



# **BMCRC-MRO CHAMPIONSHIPS**


## **2022**

**Round 3**  
**Snetterton 300**  
**7<sup>th</sup> / 8<sup>th</sup> May 2022**



**Timing & Results Provided by Timing Solutions Ltd**

[www.tsl-timing.com](http://www.tsl-timing.com)



illuminate~~e~~design

# ILLUMINATE DESIGN 250 MZ & TAYMAR MOTORCYCLES BLUE HAZE GPF



BMCRC-MRO Championships - Round 3  
Snetterton 300  
7<sup>th</sup> / 8<sup>th</sup> May 2022



Timing & Results Provided by Timing Solutions Ltd

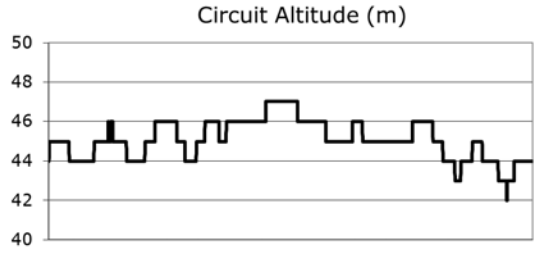
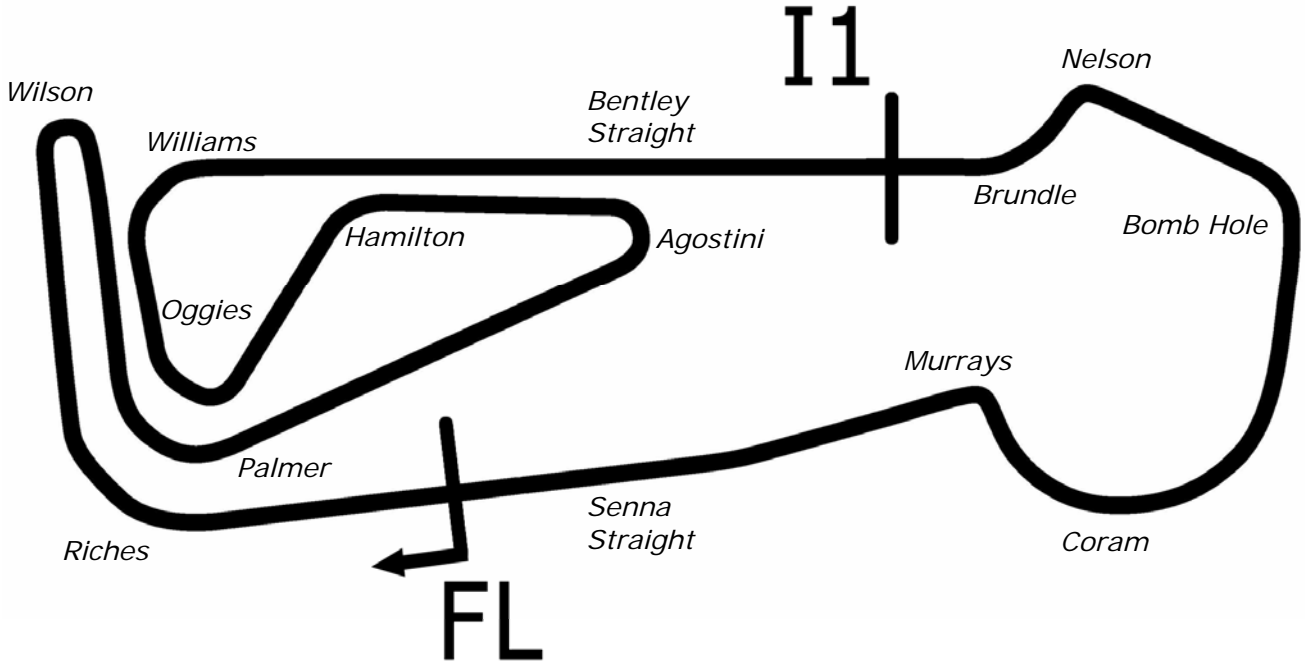
[www.tsl-timing.com](http://www.tsl-timing.com)

# Snetterton 300



SPORTS TIMING

TIMING SOLUTIONS LTD



Length	2.9689 miles	4778.0 m	
FL		52.46340 N	0.94476 E
I1	3198m	52.46617 N	0.94964 E
Pit Entry	4572m	52.46364 N	0.94774 E
Pit Exit	40m after FL	52.46338 N	0.94420 E
Pit Entry-Pit Exit 246m, 17.7s @50kph, 14.7s @60kph			

All results available at [www.tsl-timing.com](http://www.tsl-timing.com)

**BMCRC - MRO Championships 2022 - Rnd 3 @ Snetterton 300**

**Illuminate Design 250MZs & Blue Haze GPF**

**QUALIFYING - CLASSIFICATION**



POS	NO	CL	PIC NAME	ENTRY	TIME	ON	LAPS	GAP	DIFF	MPH
1	141	GPF	1 David ABRAHAM	Suzuki RG570 - Cambridge Motorcycles	2:19.841	5	5			76.43
2	29	GPF	2 Derek CRIPPS	Yamaha TZR - Kelly Cripps - Team FBR	2:25.544	4	4	5.703	5.703	73.43
3	28	GPF	3 Liam McCARTER	Suzuki GSXR 750 - Katie McCarter	2:27.208	2	3	7.367	1.664	72.60
4	110	GPF	4 Mark HAIGH	Aprilia RS250 - Chesterfield CarClinic/The Tuning Work	2:27.324	5	5	7.483	0.116	72.54
5	75		1 Peter WOODALL	MZ ETZ 250 - Online Lubricants	2:28.034	5	5	8.193	0.710	72.20
6	4	GPF	5 James SEATH	Aprilia RS250 - Ovenden Earthmoving	2:29.694	4	5	9.853	1.660	71.39
7	151	GPF	6 Nick SMITH	Kawasaki KR-1S - Hi-Precision Engineering Ltd	2:30.678	5	5	10.837	0.984	70.93
8	26*	GPF	7 Damian LEE	Yamaha TZR250 - Leed Autos	2:31.297	3	3	11.456	0.619	70.64
9	85		2 Andrew WALES	MZ ETZ 250 - Illuminated Design LTD	2:31.399	4	4	11.558	0.102	70.59
10	69		3 Alexander MANN	MZ TS 250 - HS RACING	2:31.594	4	5	11.753	0.195	70.50
11	45	GPF	8 Peter MOORE	Yamaha TZR 250 -	2:31.907	3	3	12.066	0.313	70.35
12	247	GPF	9 Lee HEALEY	Suzuki VJ22 -	2:32.020	3	4	12.179	0.113	70.30
13	95		4 Christopher ROGERS	MZ ETZ 250 - CB Racing	2:32.944	3	3	13.103	0.924	69.88
14	81		5 Scott GRANT	MZ ETZ 250 - Katie, Mum and Dad	2:33.773	2	2	13.932	0.829	69.50
15	9		6 Gary HOWLETT	MZ TS250 - HS Racing	2:33.867	5	5	14.026	0.094	69.46
16	114	GPF	10 Steve DUNN	Honda NSR400 -	2:35.714	3	5	15.873	1.847	68.63
17	96		7 Chris KENT	MZ ETZ 250 - Powder House Coatings Ltd	2:35.961	5	5	16.120	0.247	68.53
18	13	R	1 Gordon RYAN	MZ ETZ 250 - Prism Work Psychology	2:36.367	3	5	16.526	0.406	68.35
19	22		8 Simon FINCH	MZ ETZ250 - BlueCloud Projects Ltd	2:38.262	4	5	18.421	1.895	67.53
20	56		9 Russell TURNER	MZ ETZ 250 - TT Racing	2:38.722	5	5	18.881	0.460	67.33
21	32		10 John ASHMEAD	MZ ETZ 250 -	2:39.911	2	2	20.070	1.189	66.83
22	59	R	2 Andrew WELTON	MZ ETZ250 - RE/MAX	2:40.509	2	5	20.668	0.598	66.58
23	3		11 Max MAUD	MZ ETZ 250 -	2:42.253	5	5	22.412	1.744	65.87
24	5		12 Garry SAMETT	MZ TS 250 - smallmouse	2:42.939	5	5	23.098	0.686	65.59
25	199	GPF	11 Michael FROST	Yamaha TZR250 -	2:43.475	2	2	23.634	0.536	65.38
26	41		13 Gary WILLIAMS	MZ ETZ 250 -	2:44.145	5	5	24.304	0.670	65.11
27	66	R	3 Graeme LEWIS	MZ ETZ 250 -	2:44.318	2	5	24.477	0.173	65.04
28	167	GPF	12 Mark BAILEY	Yamaha TZR -	2:46.013	4	4	26.172	1.695	64.38
29	14		14 Andy MARKS	MZ ETZ 250 - Kingpin Components	2:46.507	5	5	26.666	0.494	64.18
30	6		15 Paul ANSELL	MZ ETZ 250 -	2:47.321	5	5	27.480	0.814	63.87
31	46		16 Steve BRIGDEN	MZ ETZ 250 - Cylera - Healthcare IOT Security	2:48.423	3	4	28.582	1.102	63.45
32	63	R	4 Clive HILLIER	MZ ETZ 250 - Official MZ Airbag Test pilot	2:51.529	3	4	31.688	3.106	62.31
33	30	GPF	13 Dan NEMATI	Yamaha TZR 250 -	2:58.614	1	1	38.773	7.085	59.83

\* No. 26 - Please fit a working transponder

Weather / Track : Cloudy / Drying

These results are provisional until the conclusion of any judicial and technical matters.

Snetterton 300: 2.9689 miles

Date: 07/05/2022 Start: 10:37 Finish: 10:49

Clerk Of Course :	Stewards :	Timekeeper : Craig Smith
-------------------	------------	--------------------------

Results can be found at [www.tsl-timing.com](http://www.tsl-timing.com)

Printed - 10:52 Saturday, 07 May 2022



# BMCRC - MRO Championships 2022 - Rnd 3 @ Snetterton 300

Illuminate Design 250MZs & Blue Haze GPF

## QUALIFYING - SECTOR ANALYSIS



SECTOR 1 = FL to I1, SECTOR 2 = I1 to FL, DIFF = Difference To Personal Best Lap, P = Crossed Finish Line in Pit Lane, D = Time Disallowed

P1 141 GPF		David ABRAHAM		Suzuki RG570 - Cambridge Motorcycles			
IDEAL LAP TIME : 2:19.841		BEST LAP TIME : 2:19.841		DIFFERENCE : 0.000			
LAP	SECTOR 1	SECTOR 2	LAP TIME	MPH	DIFF	TIME OF DAY	
1 -	1:47.380	53.003	2:40.383	66.64	20.542	10:40:30.314	
2 -	1:36.017	49.836	2:25.853	73.27	6.012	10:42:56.167	
3 -	1:33.402	48.488	2:21.890 (3)	75.32	2.049	10:45:18.057	
4 -	1:33.039	48.436	2:21.475 (2)	75.54	1.634	10:47:39.532	
5 -	<b>1:32.462</b>	<b>47.379</b>	<b>2:19.841 (1)</b>	<b>76.43</b>		<b>10:49:59.373</b>	

P2 29 GPF		Derek CRIPPS		Yamaha TZR - Kelly Cripps - Team FBR			
IDEAL LAP TIME : 2:25.343		BEST LAP TIME : 2:25.544		DIFFERENCE : 0.201			
LAP	SECTOR 1	SECTOR 2	LAP TIME	MPH	DIFF	TIME OF DAY	
1 -	2:03.044	59.378	3:02.422	58.58	36.878	10:41:05.579	
2 -	1:51.862	52.801	2:44.663 (3)	64.90	19.119	10:43:50.242	
3 -	1:37.671	<b>49.306</b>	2:26.977 (2)	72.71	1.433	10:46:17.219	
4 -	<b>1:36.037</b>	49.507	<b>2:25.544 (1)</b>	<b>73.43</b>		<b>10:48:42.763</b>	

P3 28 GPF		Liam McCARTER		Suzuki GSXR 750 - Katie McCarter			
IDEAL LAP TIME : 2:27.208		BEST LAP TIME : 2:27.208		DIFFERENCE : 0.000			
LAP	SECTOR 1	SECTOR 2	LAP TIME	MPH	DIFF	TIME OF DAY	
1 -	1:51.258	51.046	2:42.304 (3)	65.85	15.096	10:42:38.017	
2 -	<b>1:38.499</b>	<b>48.709</b>	<b>2:27.208 (1)</b>	<b>72.60</b>		<b>10:45:05.225</b>	
3 -	1:42.302	49.177	2:31.479 (2)	70.55	4.271	10:47:36.704	

P4 110 GPF		Mark HAIGH		Aprilia RS250 - Chesterfield CarClinic/The Tuning Works			
IDEAL LAP TIME : 2:26.267		BEST LAP TIME : 2:27.324		DIFFERENCE : 1.057			
LAP	SECTOR 1	SECTOR 2	LAP TIME	MPH	DIFF	TIME OF DAY	
1 -	1:47.620	52.721	2:40.341	66.65	13.017	10:40:30.772	
2 -	1:38.998	50.571	2:29.569 (3)	71.45	2.245	10:43:00.341	
3 -	1:39.814	50.660	2:30.474	71.02	3.150	10:45:30.815	
4 -	<b>1:37.289</b>	50.292	2:27.581 (2)	72.42	0.257	10:47:58.396	
5 -	1:38.346	<b>48.978</b>	<b>2:27.324 (1)</b>	<b>72.54</b>		<b>10:50:25.720</b>	

P5 75		Peter WOODALL		MZ ETZ 250 - Online Lubricants			
IDEAL LAP TIME : 2:27.931		BEST LAP TIME : 2:28.034		DIFFERENCE : 0.103			
LAP	SECTOR 1	SECTOR 2	LAP TIME	MPH	DIFF	TIME OF DAY	
1 -	1:48.215	53.907	2:42.122	65.92	14.088	10:40:37.774	
2 -	1:41.314	51.401	2:32.715	69.98	4.681	10:43:10.489	
3 -	1:42.098	49.576	2:31.674 (3)	70.46	3.640	10:45:42.163	
4 -	1:39.361	<b>48.804</b>	2:28.165 (2)	72.13	0.131	10:48:10.328	
5 -	<b>1:39.127</b>	48.907	<b>2:28.034 (1)</b>	<b>72.20</b>		<b>10:50:38.362</b>	

P6 4 GPF		James SEATH		Aprilia RS250 - Ovenden Earthmoving			
IDEAL LAP TIME : 2:29.660		BEST LAP TIME : 2:29.694		DIFFERENCE : 0.034			
LAP	SECTOR 1	SECTOR 2	LAP TIME	MPH	DIFF	TIME OF DAY	
1 -	1:48.480	53.767	2:42.247	65.87	12.553	10:40:32.283	
2 -	1:40.507	51.618	2:32.125	70.25	2.431	10:43:04.408	
3 -	1:39.848	51.530	2:31.378 (3)	70.60	1.684	10:45:35.786	
4 -	1:39.379	<b>50.315</b>	<b>2:29.694 (1)</b>	<b>71.39</b>		<b>10:48:05.480</b>	
5 -	<b>1:39.345</b>	50.491	2:29.836 (2)	71.33	0.142	10:50:35.316	

# BMCRC - MRO Championships 2022 - Rnd 3 @ Snetterton 300

## Illuminate Design 250MZs & Blue Haze GPF

### QUALIFYING - SECTOR ANALYSIS



SECTOR 1 = FL to I1, SECTOR 2 = I1 to FL, DIFF = Difference To Personal Best Lap, P = Crossed Finish Line in Pit Lane, D = Time Disallowed

P7 151 GPF Nick SMITH		Kawasaki KR-1S - Hi-Precision Engineering Ltd				
IDEAL LAP TIME : 2:30.678		BEST LAP TIME : 2:30.678		DIFFERENCE : 0.000		
LAP	SECTOR 1	SECTOR 2	LAP TIME	MPH	DIFF	TIME OF DAY
1 -	1:49.792	56.619	2:46.411	64.22	15.733	10:40:47.835
2 -	1:43.114	52.636	2:35.750	68.62	5.072	10:43:23.585
3 -	1:40.998	51.062	2:32.060 (2)	70.28	1.382	10:45:55.645
4 -	1:41.376	52.759	2:34.135 (3)	69.34	3.457	10:48:29.780
5 -	<b>1:40.055</b>	<b>50.623</b>	<b>2:30.678 (1)</b>	<b>70.93</b>		<b>10:51:00.458</b>

P8 26 GPF Damian LEE		Yamaha TZR250 - Leed Autos				
IDEAL LAP TIME :		BEST LAP TIME : 2:31.297		DIFFERENCE :		
LAP	SECTOR 1	SECTOR 2	LAP TIME	MPH	DIFF	TIME OF DAY
1 -		<i>IN PIT</i>	4:36.392 P	38.67	2:05.095	10:44:31.351
2 -	<i>OUTLAP</i>		2:38.835	67.29	7.538	10:47:10.186
3 -			<b>2:31.297 (1)</b>	<b>70.64</b>		<b>10:49:41.483</b>

P9 85 Andrew WALES		MZ ETZ 250 - Illuminated Design LTD				
IDEAL LAP TIME : 2:31.399		BEST LAP TIME : 2:31.399		DIFFERENCE : 0.000		
LAP	SECTOR 1	SECTOR 2	LAP TIME	MPH	DIFF	TIME OF DAY
1 -	1:51.085	54.804	2:45.889	64.42	14.490	10:40:38.447
2 -	1:42.983	51.649	2:34.632 (3)	69.11	3.233	10:43:13.079
3 -	1:42.312	50.860	2:33.172 (2)	69.77	1.773	10:45:46.251
4 -	<b>1:41.237</b>	<b>50.162</b>	<b>2:31.399 (1)</b>	<b>70.59</b>		<b>10:48:17.650</b>

P10 69 Alexander MANN		MZ TS 250 - HS RACING				
IDEAL LAP TIME : 2:31.580		BEST LAP TIME : 2:31.594		DIFFERENCE : 0.014		
LAP	SECTOR 1	SECTOR 2	LAP TIME	MPH	DIFF	TIME OF DAY
1 -	1:48.628	54.381	2:43.009	65.56	11.415	10:40:36.402
2 -	1:41.912	51.560	2:33.472	69.64	1.878	10:43:09.874
3 -	1:42.328	<b>50.518</b>	2:32.846 (3)	69.92	1.252	10:45:42.720
4 -	<b>1:41.062</b>	50.532	<b>2:31.594 (1)</b>	<b>70.50</b>		<b>10:48:14.314</b>
5 -	1:41.742	50.846	2:32.588 (2)	70.04	0.994	10:50:46.902

P11 45 GPF Peter MOORE		Yamaha TZR 250 -				
IDEAL LAP TIME : 2:31.907		BEST LAP TIME : 2:31.907		DIFFERENCE : 0.000		
LAP	SECTOR 1	SECTOR 2	LAP TIME	MPH	DIFF	TIME OF DAY
1 -	1:52.258	56.992	2:49.250 (3)	63.14	17.343	10:40:50.454
2 -	1:44.648	54.045	2:38.693 (2)	67.35	6.786	10:43:29.147
3 -	<b>1:39.787</b>	<b>52.120</b>	<b>2:31.907 (1)</b>	<b>70.35</b>		<b>10:46:01.054</b>

P12 247 GPF Lee HEALEY		Suzuki VJ22 -				
IDEAL LAP TIME : 2:31.573		BEST LAP TIME : 2:32.020		DIFFERENCE : 0.447		
LAP	SECTOR 1	SECTOR 2	LAP TIME	MPH	DIFF	TIME OF DAY
1 -	1:54.803	56.488	2:51.291	62.39	19.271	10:42:30.137
2 -	1:44.682	52.539	2:37.221 (3)	67.98	5.201	10:45:07.358
3 -	1:41.139	<b>50.881</b>	<b>2:32.020 (1)</b>	<b>70.30</b>		<b>10:47:39.378</b>
4 -	<b>1:40.692</b>	51.823	2:32.515 (2)	70.07	0.495	10:50:11.893

P13 95 Christopher ROGERS		MZ ETZ 250 - CB Racing				
IDEAL LAP TIME : 2:32.944		BEST LAP TIME : 2:32.944		DIFFERENCE : 0.000		
LAP	SECTOR 1	SECTOR 2	LAP TIME	MPH	DIFF	TIME OF DAY
1 -	1:49.073	55.032	2:44.105 (3)	65.12	11.161	10:40:37.314
2 -	1:43.273	52.638	2:35.911 (2)	68.55	2.967	10:43:13.225
3 -	<b>1:42.077</b>	<b>50.867</b>	<b>2:32.944 (1)</b>	<b>69.88</b>		<b>10:45:46.169</b>

# BMCRC - MRO Championships 2022 - Rnd 3 @ Snetterton 300

Illuminate Design 250MZs & Blue Haze GPF

## QUALIFYING - SECTOR ANALYSIS



SECTOR 1 = FL to I1, SECTOR 2 = I1 to FL, DIFF = Difference To Personal Best Lap, P = Crossed Finish Line in Pit Lane, D = Time Disallowed

P14 81		Scott GRANT		MZ ETZ 250 - Katie, Mum and Dad		
IDEAL LAP TIME : 2:33.773		BEST LAP TIME : 2:33.773		DIFFERENCE : 0.000		
LAP	SECTOR 1	SECTOR 2	LAP TIME	MPH	DIFF	TIME OF DAY
1 -	1:46.211	52.479	2:38.690 (2)	67.35	4.917	10:40:35.889
2 -	<b>1:42.477</b>	<b>51.296</b>	<b>2:33.773 (1)</b>	<b>69.50</b>		<b>10:43:09.662</b>

P15 9		Gary HOWLETT		MZ TS250 - HS Racing		
IDEAL LAP TIME : 2:33.867		BEST LAP TIME : 2:33.867		DIFFERENCE : 0.000		
LAP	SECTOR 1	SECTOR 2	LAP TIME	MPH	DIFF	TIME OF DAY
1 -	1:48.270	53.713	2:41.983	65.98	8.116	10:40:35.060
2 -	1:44.008	51.993	2:36.001	68.51	2.134	10:43:11.061
3 -	1:44.620	51.359	2:35.979 (3)	68.52	2.112	10:45:47.040
4 -	1:43.921	50.717	2:34.638 (2)	69.11	0.771	10:48:21.678
5 -	<b>1:43.700</b>	<b>50.167</b>	<b>2:33.867 (1)</b>	<b>69.46</b>		<b>10:50:55.545</b>

P16 114 GPF		Steve DUNN		Honda NSR400 -		
IDEAL LAP TIME : 2:35.714		BEST LAP TIME : 2:35.714		DIFFERENCE : 0.000		
LAP	SECTOR 1	SECTOR 2	LAP TIME	MPH	DIFF	TIME OF DAY
1 -	1:53.159	58.161	2:51.320	62.38	15.606	10:40:49.488
2 -	1:44.810	55.202	2:40.012	66.79	4.298	10:43:29.500
3 -	<b>1:42.152</b>	<b>53.562</b>	<b>2:35.714 (1)</b>	<b>68.63</b>		<b>10:46:05.214</b>
4 -	1:44.579	54.231	2:38.810 (3)	67.30	3.096	10:48:44.024
5 -	1:43.953	54.043	2:37.996 (2)	67.64	2.282	10:51:22.020

P17 96		Chris KENT		MZ ETZ 250 - Powder House Coatings Ltd		
IDEAL LAP TIME : 2:35.877		BEST LAP TIME : 2:35.961		DIFFERENCE : 0.084		
LAP	SECTOR 1	SECTOR 2	LAP TIME	MPH	DIFF	TIME OF DAY
1 -	1:49.809	55.739	2:45.548	64.56	9.587	10:40:37.398
2 -	1:45.141	53.281	2:38.422 (3)	67.46	2.461	10:43:15.820
3 -	1:45.390	<b>52.250</b>	2:37.640 (2)	67.80	1.679	10:45:53.460
4 -	1:44.036	54.753	2:38.789	67.30	2.828	10:48:32.249
5 -	<b>1:43.627</b>	52.334	<b>2:35.961 (1)</b>	<b>68.53</b>		<b>10:51:08.210</b>

P18 13 R		Gordon RYAN		MZ ETZ 250 - Prism Work Psychology		
IDEAL LAP TIME : 2:36.367		BEST LAP TIME : 2:36.367		DIFFERENCE : 0.000		
LAP	SECTOR 1	SECTOR 2	LAP TIME	MPH	DIFF	TIME OF DAY
1 -	1:49.261	55.019	2:44.280	65.06	7.913	10:40:39.078
2 -	1:45.539	53.281	2:38.820 (3)	67.29	2.453	10:43:17.898
3 -	<b>1:44.396</b>	<b>51.971</b>	<b>2:36.367 (1)</b>	<b>68.35</b>		<b>10:45:54.265</b>
4 -	1:45.605	54.486	2:40.091	66.76	3.724	10:48:34.356
5 -	1:44.706	52.933	2:37.639 (2)	67.80	1.272	10:51:11.995

P19 22		Simon FINCH		MZ ETZ250 - BlueCloud Projects Ltd		
IDEAL LAP TIME : 2:37.097		BEST LAP TIME : 2:38.262		DIFFERENCE : 1.165		
LAP	SECTOR 1	SECTOR 2	LAP TIME	MPH	DIFF	TIME OF DAY
1 -	1:57.605	57.874	2:55.479	60.90	17.217	10:40:56.245
2 -	1:49.316	55.939	2:45.255	64.67	6.993	10:43:41.500
3 -	1:47.613	53.279	2:40.892 (3)	66.43	2.630	10:46:22.392
4 -	<b>1:45.015</b>	53.247	<b>2:38.262 (1)</b>	<b>67.53</b>		<b>10:49:00.654</b>
5 -	1:46.317	<b>52.082</b>	2:38.399 (2)	67.47	0.137	10:51:39.053

# BMCRC - MRO Championships 2022 - Rnd 3 @ Snetterton 300

Illuminate Design 250MZs & Blue Haze GPF

## QUALIFYING - SECTOR ANALYSIS



SECTOR 1 = FL to I1, SECTOR 2 = I1 to FL, DIFF = Difference To Personal Best Lap, P = Crossed Finish Line in Pit Lane, D = Time Disallowed

P20 56		Russell TURNER		MZ ETZ 250 - TT Racing		
IDEAL LAP TIME : 2:38.722		BEST LAP TIME : 2:38.722		DIFFERENCE : 0.000		
LAP	SECTOR 1	SECTOR 2	LAP TIME	MPH	DIFF	TIME OF DAY
1 -	1:52.875	58.523	2:51.398	62.35	12.676	10:40:48.681
2 -	1:51.043	56.045	2:47.088	63.96	8.366	10:43:35.769
3 -	1:47.354	55.042	2:42.396 (3)	65.81	3.674	10:46:18.165
4 -	1:46.843	54.393	2:41.236 (2)	66.28	2.514	10:48:59.401
5 -	<b>1:44.762</b>	<b>53.960</b>	<b>2:38.722 (1)</b>	<b>67.33</b>		<b>10:51:38.123</b>

P21 32		John ASHMEAD		MZ ETZ 250 -		
IDEAL LAP TIME : 2:39.911		BEST LAP TIME : 2:39.911		DIFFERENCE : 0.000		
LAP	SECTOR 1	SECTOR 2	LAP TIME	MPH	DIFF	TIME OF DAY
1 -	1:48.989	54.509	2:43.498 (2)	65.37	3.587	10:40:35.936
2 -	<b>1:46.150</b>	<b>53.761</b>	<b>2:39.911 (1)</b>	<b>66.83</b>		<b>10:43:15.847</b>

P22 59 R		Andrew WELTON		MZ ETZ250 - RE/MAX		
IDEAL LAP TIME : 2:39.874		BEST LAP TIME : 2:40.509		DIFFERENCE : 0.635		
LAP	SECTOR 1	SECTOR 2	LAP TIME	MPH	DIFF	TIME OF DAY
1 -	1:49.144	55.323	2:44.467	64.98	3.958	10:40:38.547
2 -	<b>1:46.634</b>	53.875	<b>2:40.509 (1)</b>	<b>66.58</b>		<b>10:43:19.056</b>
3 -	1:47.422	<b>53.240</b>	2:40.662 (2)	66.52	0.153	10:45:59.718
4 -	1:48.530	53.759	2:42.289 (3)	65.85	1.780	10:48:42.007
5 -	1:49.315	53.741	2:43.056	65.54	2.547	10:51:25.063

P23 3		Max MAUD		MZ ETZ 250 -		
IDEAL LAP TIME : 2:42.253		BEST LAP TIME : 2:42.253		DIFFERENCE : 0.000		
LAP	SECTOR 1	SECTOR 2	LAP TIME	MPH	DIFF	TIME OF DAY
1 -	1:52.076	57.451	2:49.527	63.04	7.274	10:40:44.406
2 -	1:50.365	58.276	2:48.641	63.37	6.388	10:43:33.047
3 -	1:50.244	56.733	2:46.977 (3)	64.00	4.724	10:46:20.024
4 -	1:48.119	55.001	2:43.120 (2)	65.52	0.867	10:49:03.144
5 -	<b>1:47.933</b>	<b>54.320</b>	<b>2:42.253 (1)</b>	<b>65.87</b>		<b>10:51:45.397</b>

P24 5		Garry SAMETT		MZ TS 250 - smallmouse		
IDEAL LAP TIME : 2:42.939		BEST LAP TIME : 2:42.939		DIFFERENCE : 0.000		
LAP	SECTOR 1	SECTOR 2	LAP TIME	MPH	DIFF	TIME OF DAY
1 -	1:56.087	57.768	2:53.855	61.47	10.916	10:40:52.776
2 -	1:49.658	56.135	2:45.793	64.46	2.854	10:43:38.569
3 -	1:50.676	54.918	2:45.594 (3)	64.54	2.655	10:46:24.163
4 -	1:49.685	54.727	2:44.412 (2)	65.00	1.473	10:49:08.575
5 -	<b>1:49.075</b>	<b>53.864</b>	<b>2:42.939 (1)</b>	<b>65.59</b>		<b>10:51:51.514</b>

P25 199 GPF		Michael FROST		Yamaha TZR250 -		
IDEAL LAP TIME : 2:43.475		BEST LAP TIME : 2:43.475		DIFFERENCE : 0.000		
LAP	SECTOR 1	SECTOR 2	LAP TIME	MPH	DIFF	TIME OF DAY
1 -	1:58.275	58.082	2:56.357 (2)	60.60	12.882	10:41:00.021
2 -	<b>1:48.239</b>	<b>55.236</b>	<b>2:43.475 (1)</b>	<b>65.38</b>		<b>10:43:43.496</b>

P26 41		Gary WILLIAMS		MZ ETZ 250 -		
IDEAL LAP TIME : 2:44.145		BEST LAP TIME : 2:44.145		DIFFERENCE : 0.000		
LAP	SECTOR 1	SECTOR 2	LAP TIME	MPH	DIFF	TIME OF DAY
1 -	2:01.759	1:01.449	3:03.208	58.33	19.063	10:41:08.219
2 -	1:50.945	57.294	2:48.239 (3)	63.52	4.094	10:43:56.458
3 -	1:50.736	57.564	2:48.300	63.50	4.155	10:46:44.758
4 -	1:50.274	55.020	2:45.294 (2)	64.66	1.149	10:49:30.052
5 -	<b>1:49.338</b>	<b>54.807</b>	<b>2:44.145 (1)</b>	<b>65.11</b>		<b>10:52:14.197</b>



# BMCRC - MRO Championships 2022 - Rnd 3 @ Snetterton 300

Illuminate Design 250MZs & Blue Haze GPF

## QUALIFYING - SECTOR ANALYSIS



SECTOR 1 = FL to I1, SECTOR 2 = I1 to FL, DIFF = Difference To Personal Best Lap, P = Crossed Finish Line in Pit Lane, D = Time Disallowed

P27 66 R		Graeme LEWIS		MZ ETZ 250 -		
IDEAL LAP TIME : 2:44.225		BEST LAP TIME : 2:44.318		DIFFERENCE : 0.093		
LAP	SECTOR 1	SECTOR 2	LAP TIME	MPH	DIFF	TIME OF DAY
1 -	1:50.705	55.483	2:46.188	64.31	1.870	10:40:43.179
2 -	<b>1:49.046</b>	55.272	<b>2:44.318 (1)</b>	<b>65.04</b>		<b>10:43:27.497</b>
3 -	1:49.655	55.241	2:44.896 (2)	64.81	0.578	10:46:12.393
4 -	1:49.932	56.086	2:46.018 (3)	64.37	1.700	10:48:58.411
5 -	1:50.887	<b>55.179</b>	2:46.066	64.36	1.748	10:51:44.477

P28 167 GPF		Mark BAILEY		Yamaha TZR -		
IDEAL LAP TIME : 2:46.013		BEST LAP TIME : 2:46.013		DIFFERENCE : 0.000		
LAP	SECTOR 1	SECTOR 2	LAP TIME	MPH	DIFF	TIME OF DAY
1 -	2:15.316	1:04.761	3:20.077	53.41	34.064	10:41:22.830
2 -	1:53.981	59.676	2:53.657 (3)	61.54	7.644	10:44:16.487
3 -	1:53.048	57.849	2:50.897 (2)	62.54	4.884	10:47:07.384
4 -	<b>1:49.490</b>	<b>56.523</b>	<b>2:46.013 (1)</b>	<b>64.38</b>		<b>10:49:53.397</b>

P29 14		Andy MARKS		MZ ETZ 250 - Kingpin Components		
IDEAL LAP TIME : 2:46.255		BEST LAP TIME : 2:46.507		DIFFERENCE : 0.252		
LAP	SECTOR 1	SECTOR 2	LAP TIME	MPH	DIFF	TIME OF DAY
1 -	2:02.451	1:00.714	3:03.165	58.35	16.658	10:41:03.539
2 -	1:54.175	55.977	2:50.152	62.81	3.645	10:43:53.691
3 -	1:52.331	55.417	2:47.748 (3)	63.71	1.241	10:46:41.439
4 -	<b>1:51.799</b>	55.413	2:47.212 (2)	63.91	0.705	10:49:28.651
5 -	1:52.051	<b>54.456</b>	<b>2:46.507 (1)</b>	<b>64.18</b>		<b>10:52:15.158</b>

P30 6		Paul ANSELL		MZ ETZ 250 -		
IDEAL LAP TIME : 2:46.222		BEST LAP TIME : 2:47.321		DIFFERENCE : 1.099		
LAP	SECTOR 1	SECTOR 2	LAP TIME	MPH	DIFF	TIME OF DAY
1 -	1:55.330	1:00.355	2:55.685	60.83	8.364	10:40:51.773
2 -	1:52.905	57.678	2:50.583	62.65	3.262	10:43:42.356
3 -	1:53.017	56.590	2:49.607 (3)	63.01	2.286	10:46:31.963
4 -	<b>1:50.837</b>	56.551	2:47.388 (2)	63.85	0.067	10:49:19.351
5 -	1:51.936	<b>55.385</b>	<b>2:47.321 (1)</b>	<b>63.87</b>		<b>10:52:06.672</b>

P31 46		Steve BRIGDEN		MZ ETZ 250 - Cylera - Healthcare IOT Security		
IDEAL LAP TIME : 2:47.978		BEST LAP TIME : 2:48.423		DIFFERENCE : 0.445		
LAP	SECTOR 1	SECTOR 2	LAP TIME	MPH	DIFF	TIME OF DAY
1 -	2:01.849	1:01.949	3:03.798	58.15	15.375	10:41:09.286
2 -	1:54.836	57.892	2:52.728 (3)	61.87	4.305	10:44:02.014
3 -	<b>1:52.044</b>	56.379	<b>2:48.423 (1)</b>	<b>63.45</b>		<b>10:46:50.437</b>
4 -	1:52.518	<b>55.934</b>	2:48.452 (2)	63.44	0.029	10:49:38.889

P32 63 R		Clive HILLIER		MZ ETZ 250 - Official MZ Airbag Test pilot		
IDEAL LAP TIME : 2:51.529		BEST LAP TIME : 2:51.529		DIFFERENCE : 0.000		
LAP	SECTOR 1	SECTOR 2	LAP TIME	MPH	DIFF	TIME OF DAY
1 -	2:02.167	59.739	3:01.906	58.75	10.377	10:41:03.043
2 -	1:54.365	58.246	2:52.611 (2)	61.92	1.082	10:43:55.654
3 -	<b>1:53.754</b>	<b>57.775</b>	<b>2:51.529 (1)</b>	<b>62.31</b>		<b>10:46:47.183</b>
4 -	1:55.578	58.495	2:54.073 (3)	61.39	2.544	10:49:41.256

P33 30 GPF		Dan NEMATI		Yamaha TZR 250 -		
IDEAL LAP TIME : 2:58.614		BEST LAP TIME : 2:58.614		DIFFERENCE : 0.000		
LAP	SECTOR 1	SECTOR 2	LAP TIME	MPH	DIFF	TIME OF DAY
1 -	<b>1:58.345</b>	<b>1:00.269</b>	<b>2:58.614 (1)</b>	<b>59.83</b>		<b>10:41:00.170</b>

# BMCRC - MRO Championships 2022 - Rnd 3 @ Snetterton 300

## Illuminate Design 250MZs & Blue Haze GPF

### QUALIFYING - BEST SECTORS

SECTOR 1				SECTOR 2				IDEAL / BEST COMPARISON				
POS	NO	NAME	TIME	NO	NAME	TIME	POS	NO	NAME	IDEAL	BEST	DIFF
									<b>PERFECT LAP</b>	<b>2:19.841</b>		
1	141	ABRAHAM	1:32.462	141	ABRAHAM	47.379	1	141	ABRAHAM	2:19.841	2:19.841	0.000
2	29	CRIPPS	1:36.037	28	McCARTER	48.709	2	29	CRIPPS	2:25.343	2:25.544	0.201
3	110	HAIGH	1:37.289	75	WOODALL	48.804	3	110	HAIGH	2:26.267	2:27.324	1.057
4	28	McCARTER	1:38.499	110	HAIGH	48.978	4	28	McCARTER	2:27.208	2:27.208	0.000
5	75	WOODALL	1:39.127	29	CRIPPS	49.306	5	75	WOODALL	2:27.931	2:28.034	0.103
6	4	SEATH	1:39.345	85	WALES	50.162	6	4	SEATH	2:29.660	2:29.694	0.034
7	45	MOORE	1:39.787	9	HOWLETT	50.167	7	151	SMITH	2:30.678	2:30.678	0.000
8	151	SMITH	1:40.055	4	SEATH	50.315	8	85	WALES	2:31.399	2:31.399	0.000
9	247	HEALEY	1:40.692	69	MANN	50.518	9	247	HEALEY	2:31.573	2:32.020	0.447
10	69	MANN	1:41.062	151	SMITH	50.623	10	69	MANN	2:31.580	2:31.594	0.014
11	85	WALES	1:41.237	95	ROGERS	50.867	11	45	MOORE	2:31.907	2:31.907	0.000
12	95	ROGERS	1:42.077	247	HEALEY	50.881	12	95	ROGERS	2:32.944	2:32.944	0.000
13	114	DUNN	1:42.152	81	GRANT	51.296	13	81	GRANT	2:33.773	2:33.773	0.000
14	81	GRANT	1:42.477	13	RYAN	51.971	14	9	HOWLETT	2:33.867	2:33.867	0.000
15	96	KENT	1:43.627	22	FINCH	52.082	15	114	DUNN	2:35.714	2:35.714	0.000
16	9	HOWLETT	1:43.700	45	MOORE	52.120	16	96	KENT	2:35.877	2:35.961	0.084
17	13	RYAN	1:44.396	96	KENT	52.250	17	13	RYAN	2:36.367	2:36.367	0.000
18	56	TURNER	1:44.762	59	WELTON	53.240	18	22	FINCH	2:37.097	2:38.262	1.165
19	22	FINCH	1:45.015	114	DUNN	53.562	19	56	TURNER	2:38.722	2:38.722	0.000
20	32	ASHMEAD	1:46.150	32	ASHMEAD	53.761	20	59	WELTON	2:39.874	2:40.509	0.635
21	59	WELTON	1:46.634	5	SAMETT	53.864	21	32	ASHMEAD	2:39.911	2:39.911	0.000
22	3	MAUD	1:47.933	56	TURNER	53.960	22	3	MAUD	2:42.253	2:42.253	0.000
23	199	FROST	1:48.239	3	MAUD	54.320	23	5	SAMETT	2:42.939	2:42.939	0.000
24	66	LEWIS	1:49.046	14	MARKS	54.456	24	199	FROST	2:43.475	2:43.475	0.000
25	5	SAMETT	1:49.075	41	WILLIAMS	54.807	25	41	WILLIAMS	2:44.145	2:44.145	0.000
26	41	WILLIAMS	1:49.338	66	LEWIS	55.179	26	66	LEWIS	2:44.225	2:44.318	0.093
27	167	BAILEY	1:49.490	199	FROST	55.236	27	167	BAILEY	2:46.013	2:46.013	0.000
28	6	ANSELL	1:50.837	6	ANSELL	55.385	28	6	ANSELL	2:46.222	2:47.321	1.099
29	14	MARKS	1:51.799	46	BRIGDEN	55.934	29	14	MARKS	2:46.255	2:46.507	0.252
30	46	BRIGDEN	1:52.044	167	BAILEY	56.523	30	46	BRIGDEN	2:47.978	2:48.423	0.445
31	63	HILLIER	1:53.754	63	HILLIER	57.775	31	63	HILLIER	2:51.529	2:51.529	0.000
32	30	NEMATI	1:58.345	30	NEMATI	1:00.269	32	30	NEMATI	2:58.614	2:58.614	0.000
33							33	26	LEE		2:31.297	

# BMCRC - MRO Championships 2022 - Rnd 3 @ Snetterton 300

## Illuminate Design 250MZs & Blue Haze GPF

### QUALIFYING - STATISTICS

<b>Competitors Started</b>	33
<b>Planned Start</b>	2022-05-07 @ 10:25:00.000
<b>Actual Start</b>	2022-05-07 @ 10:37:40.089
<b>Finish Time</b>	2022-05-07 @ 10:49:32.865
<b>Track Length</b>	2.9689mi.
<b>Total Laps</b>	138
<b>Total Distance Covered</b>	409.7097mi.

### Session Fastest Lap History

NO	CL	NAME	LAP TIME	TIME OF DAY	LAP	VEHICLE
141	GPF	David ABRAHAM	2:40.383	10:40:30.326	1	Suzuki RG570
110	GPF	Mark HAIGH	2:40.341	10:40:30.798	1	Aprilia RS250
81		Scott GRANT	2:38.690	10:40:35.915	1	MZ ETZ 250
141	GPF	David ABRAHAM	2:25.853	10:42:56.178	2	Suzuki RG570
141	GPF	David ABRAHAM	2:21.890	10:45:18.068	3	Suzuki RG570
141	GPF	David ABRAHAM	2:21.475	10:47:39.543	4	Suzuki RG570
141	GPF	David ABRAHAM	2:19.841	10:49:59.384	5	Suzuki RG570

### Flag History

TYPE	TIME OF DAY
GREEN	10:37:40.089
FINISH	10:49:32.865

### Flag Statistics

TYPE	COUNT	TOTAL LAPS	TOTAL TIME
Green	1	5	14:39.807
Red	0	0	0.000
Safety Car	0	0	0.000
FCY	0	0	0.000

# BMCRC - MRO Championships 2022 - Rnd 3 @ Snetterton 300

Illuminate Design 250MZs & Blue Haze GPF

## QUALIFYING - STATISTICS

CLASS : GPF

13 Starters

### Fastest Lap History

NO	NAME	LAP TIME	TIME OF DAY	LAP	VEHICLE
141	David ABRAHAM	<b>2:40.383</b>	10:40:30.326	1	Suzuki RG570
110	Mark HAIGH	<b>2:40.341</b>	10:40:30.798	1	Aprilia RS250
141	David ABRAHAM	<b>2:25.853</b>	10:42:56.178	2	Suzuki RG570
141	David ABRAHAM	<b>2:21.890</b>	10:45:18.068	3	Suzuki RG570
141	David ABRAHAM	<b>2:21.475</b>	10:47:39.543	4	Suzuki RG570
141	David ABRAHAM	<b>2:19.841</b>	10:49:59.384	5	Suzuki RG570

# BMCRC - MRO Championships 2022 - Rnd 3 @ Snetterton 300

## Illuminate Design 250MZs & Blue Haze GPF

### QUALIFYING - STATISTICS

CLASS :

16 Starters

#### Fastest Lap History

NO	NAME	LAP TIME	TIME OF DAY	LAP	VEHICLE
9	Gary HOWLETT	2:41.983	10:40:35.083	1	MZ TS250
81	Scott GRANT	2:38.690	10:40:35.915	1	MZ ETZ 250
81	Scott GRANT	2:33.773	10:43:09.689	2	MZ ETZ 250
69	Alexander MANN	2:33.472	10:43:09.900	2	MZ TS 250
75	Peter WOODALL	2:32.715	10:43:10.515	2	MZ ETZ 250
75	Peter WOODALL	2:31.674	10:45:42.188	3	MZ ETZ 250
75	Peter WOODALL	2:28.165	10:48:10.353	4	MZ ETZ 250
75	Peter WOODALL	2:28.034	10:50:38.388	5	MZ ETZ 250

# BMCRC - MRO Championships 2022 - Rnd 3 @ Snetterton 300

Illuminate Design 250MZs & Blue Haze GPF

## QUALIFYING - STATISTICS

CLASS : R

4 Starters

### Fastest Lap History

NO	NAME	LAP TIME	TIME OF DAY	LAP	VEHICLE
59	Andrew WELTON	<b>2:44.467</b>	10:40:38.574	1	MZ ETZ250
13	Gordon RYAN	<b>2:44.280</b>	10:40:39.104	1	MZ ETZ 250
13	Gordon RYAN	<b>2:38.820</b>	10:43:17.926	2	MZ ETZ 250
13	Gordon RYAN	<b>2:36.367</b>	10:45:54.292	3	MZ ETZ 250

**BMCRC - MRO Championships 2022 - Rnd 3 @ Snetterton 300**

**Illuminate Design 250MZs & Blue Haze GPF**



**RACE 6 - GRID (5 Laps)**

ROW 14	42		41		40	<b>24</b> Tony PARKER				
ROW 13		39	<b>23</b> Paul MAGRATH	38	<b>63</b> Clive HILLIER	37	<b>46</b> Steve BRIGDEN			
ROW 12	36	<b>6</b> Paul ANSELL	2:47.321	35	<b>14</b> Andy MARKS	2:46.507	34	<b>66</b> Graeme LEWIS	2:44.318	
ROW 11		33	<b>41</b> Gary WILLIAMS	2:44.145	32	<b>5</b> Garry SAMETT	2:42.939	31	<b>3</b> Max MAUD	2:42.253
ROW 10	30	<b>59</b> Andrew WELTON	2:40.509	29	<b>32</b> John ASHMEAD	2:39.911	28	<b>56</b> Russell TURNER	2:38.722	
ROW 9		27	<b>22</b> Simon FINCH	2:38.262	26	<b>13</b> Gordon RYAN	2:36.367	25	<b>96</b> Chris KENT	2:35.961
ROW 8	24	<b>9</b> Gary HOWLETT	2:33.867	23	<b>81</b> Scott GRANT	2:33.773	22	<b>95</b> Christopher ROGERS	2:32.944	
ROW 7		21	<b>69</b> Alexander MANN	2:31.594	20	<b>85</b> Andrew WALES	2:31.399	19	<b>75</b> Peter WOODALL	2:28.034
ROW 6	18			17			16			
ROW 5		15	<b>127</b> Richard HAYWARD		14	<b>74</b> Paul WHITBY		13	<b>30</b> Dan NEMATI	2:58.614
ROW 4	12	<b>167</b> Mark BAILEY	2:46.013	11	<b>199</b> Michael FROST	2:43.475	10	<b>114</b> Steve DUNN	2:35.714	
ROW 3		9	<b>247</b> Lee HEALEY	2:32.020	8	<b>45</b> Peter MOORE	2:31.907	7	<b>26</b> Damian LEE	2:31.297
ROW 2	6	<b>151</b> Nick SMITH	2:30.678	5	<b>4</b> James SEATH	2:29.694	4	<b>110</b> Mark HAIGH	2:27.324	
ROW 1		3	<b>28</b> Liam McCARTER	2:27.208	2	<b>29</b> Derek CRIPPS	2:25.544	1	<b>141</b> David ABRAHAM	2:19.841
<b>Pole</b>										

Snetterton 300: 2.9689 miles

These results are provisional until the conclusion of any judicial and technical matters.

Clerk Of Course :	Stewards :	Timekeeper : Craig Smith
-------------------	------------	--------------------------

Results can be found at [www.tsl-timing.com](http://www.tsl-timing.com)

Printed - 10:55 Saturday, 07 May 2022



**BMCRC - MRO Championships 2022 - Rnd 3 @ Snetterton 300**

**Illuminate Design 250MZs & Blue Haze GPF**



**RACE 6 - CLASSIFICATION**

POS	NO	CL	PIC NAME	ENTRY	LAPS	TIME	GAP	DIFF	MPH	BEST	ON
1	141	GPF	1 David ABRAHAM	Suzuki RG570 - Cambridge Motorcycles	5	11:23.524			78.18	2:15.174	5
2	127	GPF	2 Richard HAYWARD	Yamaha TZR - Hazel Motors/ Gforce	5	11:26.584	3.060	3.060	77.83	2:15.004	5
3	28	GPF	3 Liam McCARTER	Suzuki GSXR 750 - Katie McCarter	5	11:28.454	4.930	1.870	77.62	2:15.310	5
4	4	GPF	4 James SEATH	Aprilia RS250 - Ovenden Earthmoving	5	11:30.032	6.508	1.578	77.44	2:15.446	5
5	29	GPF	5 Derek CRIPPS	Yamaha TZR - Kelly Cripps - Team FBR	5	11:31.168	7.644	1.136	77.31	2:16.105	5
6	45	GPF	6 Peter MOORE	Yamaha TZR 250 -	5	11:51.059	27.535	19.891	75.15	2:18.011	2
7	110	GPF	7 Mark HAIGH	Aprilia RS250 - Chesterfield CarClinic/The Tuning W	5	12:04.404	40.880	13.345	73.77	2:22.975	5
8	151	GPF	8 Nick SMITH	Kawasaki KR-1S - Hi-Precision Engineering Ltd	5	12:04.844	41.320	0.440	73.72	2:22.608	4
9	114	GPF	9 Steve DUNN	Honda NSR400 -	5	12:12.205	48.681	7.361	72.98	2:24.056	5
10	26*	GPF	10 Damian LEE	Yamaha TZR250 - Leed Autos	5	12:12.840	49.316	0.635	72.92	2:23.600	5
11	247	GPF	11 Lee HEALEY	Suzuki VJ22 -	5	12:16.694	53.170	3.854	72.54	2:25.168	5
12	30	GPF	12 Dan NEMATI	Yamaha TZR 250 -	5	12:23.397	59.873	6.703	71.88	2:26.194	4
13	199	GPF	13 Michael FROST	Yamaha TZR250 -	5	12:42.775	1:19.251	19.378	70.06	2:30.385	2
14	69		1 Alexander MANN	MZ TS 250 - HS RACING	5	12:55.186	1:31.662	12.411	68.93	2:23.409	5
15	95		2 Christopher ROGERS	MZ ETZ 250 - CB Racing	5	12:56.221	1:32.697	1.035	68.84	2:23.534	5
16	81		3 Scott GRANT	MZ ETZ 250 - Katie, Mum and Dad	5	13:00.857	1:37.333	4.636	68.43	2:25.581	3
17	75		4 Peter WOODALL	MZ ETZ 250 - Online Lubricants	5	13:00.939	1:37.415	0.082	68.43	2:24.271	4
18	85		5 Andrew WALES	MZ ETZ 250 - Illuminated Design LTD	5	13:01.091	1:37.567	0.152	68.41	2:24.677	2
19	96		6 Chris KENT	MZ ETZ 250 - Powder House Coatings Ltd	5	13:01.247	1:37.723	0.156	68.40	2:24.531	2
20	9		7 Gary HOWLETT	MZ TS250 - HS Racing	5	13:30.584	2:07.060	29.337	65.92	2:31.058	2
21	32		8 John ASHMEAD	MZ ETZ 250 -	5	13:35.181	2:11.657	4.597	65.55	2:31.428	5
22	22		9 Simon FINCH	MZ ETZ250 - BlueCloud Projects Ltd	5	13:43.736	2:20.212	8.555	64.87	2:33.996	2
23	41		10 Gary WILLIAMS	MZ ETZ 250 -	5	13:48.706	2:25.182	4.970	64.48	2:33.474	2
24	13	R	1 Gordon RYAN	MZ ETZ 250 - Prism Work Psychology	5	13:51.660	2:28.136	2.954	64.25	2:34.487	4
25	56		11 Russell TURNER	MZ ETZ 250 - TT Racing	5	13:51.796	2:28.272	0.136	64.24	2:32.503	5
26	59	R	2 Andrew WELTON	MZ ETZ250 - RE/MAX	5	13:52.732	2:29.208	0.936	64.17	2:34.385	5
27	5		12 Garry SAMETT	MZ TS 250 - smallmouse	4	11:24.411	1 Lap	1 Lap	62.46	2:36.483	3
28	3		13 Max MAUD	MZ ETZ 250 -	4	11:28.651	1 Lap	4.240	62.08	2:38.210	2
29	14		14 Andy MARKS	MZ ETZ 250 - Kingpin Components	4	11:45.506	1 Lap	16.855	60.59	2:39.455	4
30	6		15 Paul ANSELL	MZ ETZ 250 -	4	11:53.214	1 Lap	7.708	59.94	2:42.185	4
31	63	R	3 Clive HILLIER	MZ ETZ 250 - Official MZ Airbag Test pilot	4	12:11.197	1 Lap	17.983	58.46	2:48.495	2
32	24	R	4 Tony PARKER	MZ ETZ 250 -	4	12:20.848	1 Lap	9.651	57.70	2:47.012	4

NOT CLASSIFIED

DNF	167	GPF	Mark BAILEY	Yamaha TZR -	1	2:36.798	4 Laps	3 Laps	68.16		
DNF	66	R	Graeme LEWIS	MZ ETZ 250 -	0						
DNF	46		Steve BRIGDEN	MZ ETZ 250 - Cylera - Healthcare IOT Security	0						
DNF	23		Paul MAGRATH	MZ ETZ 250 -	0						

FASTEST LAP

127	GPF	Richard HAYWARD	Yamaha TZR - Hazel Motors/ Gforce	5	2:15.004	79.16 mph	127.40 kph
69		Alexander MANN	MZ TS 250 - HS RACING	5	2:23.409	74.52 mph	119.94 kph
59	R	Andrew WELTON	MZ ETZ250 - RE/MAX	5	2:34.385	69.23 mph	111.41 kph

\* No. 26 - Please fit a working transponder  
 Class GPF - 92.5% of Race Speed = 72.31 mph  
 Class - 92.5% of Race Speed = 63.76 mph  
 Class R - 92.5% of Race Speed = 59.43 mph

Race Distance: 5 Laps / 14.84 miles

Snetterton 300: 2.9689 miles

Weather / Track : Bright / Dry

These results are provisional until the conclusion of any judicial and technical matters.

Date: 07/05/2022 Start: 14:00 Finish: 14:11

Clerk Of Course :	Stewards :	Timekeeper : Craig Smith
-------------------	------------	--------------------------

Results can be found at [www.tsl-timing.com](http://www.tsl-timing.com)

Printed - 14:15 Saturday, 07 May 2022





# BMCRC - MRO Championships 2022 - Rnd 3 @ Snetterton 300

## Illuminate Design 250MZs & Blue Haze GPF

### RACE 6 - LAP CHART

#### LAP 1 @ 14:02:56.857

NO	BEHIND	LAP TIME
141		2:22.041
127	1.251	2:23.292
28	2.122	2:24.163
29	2.680	2:24.721
4	3.240	2:25.281
45	4.480	2:26.521
110	7.234	2:29.275
151	8.557	2:30.598
114	9.634	2:31.675
26	11.095	2:33.136
247	11.184	2:33.225
30	14.718	2:36.759
167	14.757	2:36.798
199	15.507	2:37.548
69	55.545	3:17.586
95	56.120	3:18.161
81	56.245	3:18.286
75	56.580	3:18.621
96	57.716	3:19.757
85	57.800	3:19.841
9	1:01.420	3:23.461
22	1:04.146	3:26.187
32	1:04.550	3:26.591
56	1:07.620	3:29.661
13	1:08.192	3:30.233
41	1:09.974	3:32.015
3	1:10.187	3:32.228
59	1:10.424	3:32.465
5	1:10.970	3:33.011
14	1:16.771	3:38.812
6	1:19.148	3:41.189
63	1:19.928	3:41.969
24	1:29.903	3:51.944

#### LAP 2 @ 14:05:12.465

NO	BEHIND	LAP TIME
141		2:15.608
127	2.746	2:17.103
28	2.986	2:16.472
29	3.947	2:16.875
4	4.651	2:17.019
45	6.883	2:18.011
110	16.365	2:24.739
151	17.258	2:24.309
114	19.662	2:25.636
26	20.753	2:25.266
247	23.381	2:27.805
30	26.176	2:27.066
199	30.284	2:30.385
69	1:05.019	2:25.082
95	1:05.391	2:24.879
81	1:06.261	2:25.624
75	1:06.550	2:25.578
96	1:06.639	2:24.531
85	1:06.869	2:24.677
9	1:16.870	2:31.058
32	1:20.963	2:32.021
22	1:22.534	2:33.996
56	1:27.228	2:35.216
41	1:27.840	2:33.474
13	1:27.986	2:35.402
59	1:29.529	2:34.713
3	1:32.789	2:38.210

5	1:33.197	2:37.835
14	1:45.920	2:44.757
6	1:48.637	2:45.097
63	1:52.815	2:48.495
24	2:06.461	2:52.166

#### LAP 3 @ 14:07:27.705

NO	BEHIND	LAP TIME
141		2:15.240
127	3.480	2:15.974
28	4.012	2:16.266
4	5.143	2:15.732
29	5.582	2:16.875
45	10.543	2:18.900
110	24.994	2:23.869
151	25.841	2:23.823
114	30.059	2:25.637
26	32.093	2:26.580
247	33.391	2:25.250
30	37.941	2:27.005
199	45.722	2:30.678
69	1:14.538	2:24.759
95	1:15.044	2:24.893
81	1:16.602	2:25.581
96	1:16.691	2:25.292
75	1:16.771	2:25.461
85	1:16.997	2:25.368
9	1:33.631	2:32.001
32	1:38.819	2:33.096
22	1:41.477	2:34.183
41	1:47.445	2:34.845
56	1:49.073	2:37.085
13	1:49.779	2:37.033
59	1:49.864	2:35.575
5	1:54.440	2:36.483
3	1:57.007	2:39.458
14	2:13.162	2:42.482

#### LAP 4 @ 14:09:43.166

NO	BEHIND	LAP TIME
141		2:15.461
6	1 Lap	2:44.743
127	3.230	2:15.211
28	4.794	2:16.243
4	6.236	2:16.554
29	6.713	2:16.592
63	1 Lap	2:49.452
45	15.088	2:20.006
24	1 Lap	2:49.726
151	32.988	2:22.608
110	33.079	2:23.546
114	39.799	2:25.201
26	40.890	2:24.258
247	43.176	2:25.246
30	48.674	2:26.194
199	1:00.801	2:30.540
69	1:23.427	2:24.350
95	1:24.337	2:24.754
75	1:25.581	2:24.271
96	1:26.672	2:25.442
81	1:26.733	2:25.592
85	1:26.889	2:25.353
9	1:49.957	2:31.787
32	1:55.403	2:32.045
22	2:00.670	2:34.654

41	2:06.422	2:34.438
13	2:08.805	2:34.487
59	2:09.997	2:35.594
56	2:10.943	2:37.331

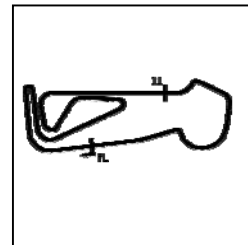
#### LAP 5 @ 14:11:58.340

NO	BEHIND	LAP TIME
141		2:15.174
5	1 Lap	2:37.082
127	3.060	2:15.004
28	4.930	2:15.310
3	1 Lap	2:38.755
4	6.508	2:15.446
29	7.644	2:16.105
14	1 Lap	2:39.455
45	27.535	2:27.621
6	1 Lap	2:42.185
110	40.880	2:22.975
151	41.320	2:23.506
63	1 Lap	2:51.281
114	48.681	2:24.056
26	49.316	2:23.600
247	53.170	2:25.168
24	1 Lap	2:47.012
30	59.873	2:26.373
199	1:19.251	2:33.624
69	1:31.662	2:23.409
95	1:32.697	2:23.534
81	1:37.333	2:25.774
75	1:37.415	2:27.008
85	1:37.567	2:25.852
96	1:37.723	2:26.225
9	2:07.060	2:32.277
32	2:11.657	2:31.428
22	2:20.212	2:34.716
41	2:25.182	2:33.934
13	2:28.136	2:34.505
56	2:28.272	2:32.503
59	2:29.208	2:34.385

# BMCRC - MRO Championships 2022 - Rnd 3 @ Snetterton 300

## Illuminate Design 250MZs & Blue Haze GPF

### RACE 6 - SECTOR ANALYSIS



SECTOR 1 = FL to I1, SECTOR 2 = I1 to FL, DIFF = Difference To Personal Best Lap, P = Crossed Finish Line in Pit Lane, D = Time Disallowed

P1 141 GPF David ABRAHAM		Suzuki RG570 - Cambridge Motorcycles				
IDEAL LAP TIME : 2:14.673		BEST LAP TIME : 2:15.174		DIFFERENCE : 0.501		
LAP	SECTOR 1	SECTOR 2	LAP TIME	MPH	DIFF	TIME OF DAY
1 -		44.859	2:22.041	75.24	6.867	14:02:56.857
2 -	1:30.332	45.276	2:15.608	78.81	0.434	14:05:12.465
3 -	1:30.530	<b>44.710</b>	2:15.240 (2)	79.03	0.066	14:07:27.705
4 -	<b>1:29.963</b>	45.498	2:15.461 (3)	78.90	0.287	14:09:43.166
5 -	1:30.305	44.869	<b>2:15.174 (1)</b>	<b>79.06</b>		<b>14:11:58.340</b>

P2 127 GPF Richard HAYWARD		Yamaha TZR - Hazel Motors/ Gforce				
IDEAL LAP TIME : 2:14.461		BEST LAP TIME : 2:15.004		DIFFERENCE : 0.543		
LAP	SECTOR 1	SECTOR 2	LAP TIME	MPH	DIFF	TIME OF DAY
1 -		44.544	2:23.292	74.58	8.288	14:02:58.108
2 -	1:31.752	45.351	2:17.103	77.95	2.099	14:05:15.211
3 -	1:30.988	44.986	2:15.974 (3)	78.60	0.970	14:07:31.185
4 -	<b>1:30.142</b>	45.069	2:15.211 (2)	79.04	0.207	14:09:46.396
5 -	1:30.685	<b>44.319</b>	<b>2:15.004 (1)</b>	<b>79.16</b>		<b>14:12:01.400</b>

P3 28 GPF Liam McCARTER		Suzuki GSXR 750 - Katie McCarter				
IDEAL LAP TIME : 2:15.310		BEST LAP TIME : 2:15.310		DIFFERENCE : 0.000		
LAP	SECTOR 1	SECTOR 2	LAP TIME	MPH	DIFF	TIME OF DAY
1 -		45.220	2:24.163	74.13	8.853	14:02:58.979
2 -	1:31.844	44.628	2:16.472	78.31	1.162	14:05:15.451
3 -	1:31.107	45.159	2:16.266 (3)	78.43	0.956	14:07:31.717
4 -	1:31.057	45.186	2:16.243 (2)	78.44	0.933	14:09:47.960
5 -	<b>1:30.855</b>	<b>44.455</b>	<b>2:15.310 (1)</b>	<b>78.98</b>		<b>14:12:03.270</b>

P4 4 GPF James SEATH		Aprilia RS250 - Ovenden Earthmoving				
IDEAL LAP TIME : 2:15.446		BEST LAP TIME : 2:15.446		DIFFERENCE : 0.000		
LAP	SECTOR 1	SECTOR 2	LAP TIME	MPH	DIFF	TIME OF DAY
1 -		46.012	2:25.281	73.56	9.835	14:03:00.097
2 -	1:31.400	45.619	2:17.019	78.00	1.573	14:05:17.116
3 -	1:30.756	44.976	2:15.732 (2)	78.74	0.286	14:07:32.848
4 -	1:30.997	45.557	2:16.554 (3)	78.27	1.108	14:09:49.402
5 -	<b>1:30.507</b>	<b>44.939</b>	<b>2:15.446 (1)</b>	<b>78.91</b>		<b>14:12:04.848</b>

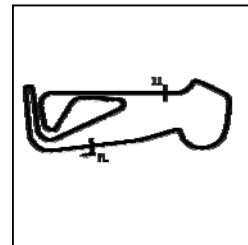
P5 29 GPF Derek CRIPPS		Yamaha TZR - Kelly Cripps - Team FBR				
IDEAL LAP TIME : 2:15.576		BEST LAP TIME : 2:16.105		DIFFERENCE : 0.529		
LAP	SECTOR 1	SECTOR 2	LAP TIME	MPH	DIFF	TIME OF DAY
1 -		45.948	2:24.721	73.85	8.616	14:02:59.537
2 -	1:31.440	45.435	2:16.875 (3)	78.08	0.770	14:05:16.412
3 -	1:31.666	45.209	2:16.875 (3)	78.08	0.770	14:07:33.287
4 -	<b>1:30.849</b>	45.743	2:16.592 (2)	78.24	0.487	14:09:49.879
5 -	1:31.378	<b>44.727</b>	<b>2:16.105 (1)</b>	<b>78.52</b>		<b>14:12:05.984</b>

P6 45 GPF Peter MOORE		Yamaha TZR 250 -				
IDEAL LAP TIME : 2:17.780		BEST LAP TIME : 2:18.011		DIFFERENCE : 0.231		
LAP	SECTOR 1	SECTOR 2	LAP TIME	MPH	DIFF	TIME OF DAY
1 -		<b>45.881</b>	2:26.521	72.94	8.510	14:03:01.337
2 -	<b>1:31.899</b>	46.112	<b>2:18.011 (1)</b>	<b>77.44</b>		<b>14:05:19.348</b>
3 -	1:32.868	46.032	2:18.900 (2)	76.94	0.889	14:07:38.248
4 -	1:33.007	46.999	2:20.006 (3)	76.34	1.995	14:09:58.254
5 -	1:37.675	49.946	2:27.621	72.40	9.610	14:12:25.875

# BMCRC - MRO Championships 2022 - Rnd 3 @ Snetterton 300

## Illuminate Design 250MZs & Blue Haze GPF

### RACE 6 - SECTOR ANALYSIS



SECTOR 1 = FL to I1, SECTOR 2 = I1 to FL, DIFF = Difference To Personal Best Lap, P = Crossed Finish Line in Pit Lane, D = Time Disallowed

P7 110 GPF Mark HAIGH		Aprilia RS250 - Chesterfield CarClinic/The Tuning Works				
IDEAL LAP TIME : 2:22.114		BEST LAP TIME : 2:22.975		DIFFERENCE : 0.861		
LAP	SECTOR 1	SECTOR 2	LAP TIME	MPH	DIFF	TIME OF DAY
1 -		<b>47.316</b>	2:29.275	71.59	6.300	14:03:04.091
2 -	1:36.665	48.074	2:24.739	73.84	1.764	14:05:28.830
3 -	1:35.759	48.110	2:23.869 (3)	74.29	0.894	14:07:52.699
4 -	1:35.793	47.753	2:23.546 (2)	74.45	0.571	14:10:16.245
5 -	<b>1:34.798</b>	48.177	<b>2:22.975 (1)</b>	<b>74.75</b>		<b>14:12:39.220</b>

P8 151 GPF Nick SMITH		Kawasaki KR-1S - Hi-Precision Engineering Ltd				
IDEAL LAP TIME : 2:22.443		BEST LAP TIME : 2:22.608		DIFFERENCE : 0.165		
LAP	SECTOR 1	SECTOR 2	LAP TIME	MPH	DIFF	TIME OF DAY
1 -		<b>47.242</b>	2:30.598	70.97	7.990	14:03:05.414
2 -	1:36.532	47.777	2:24.309	74.06	1.701	14:05:29.723
3 -	1:36.375	47.448	2:23.823 (3)	74.31	1.215	14:07:53.546
4 -	<b>1:35.201</b>	47.407	<b>2:22.608 (1)</b>	<b>74.94</b>		<b>14:10:16.154</b>
5 -	1:35.464	48.042	2:23.506 (2)	74.47	0.898	14:12:39.660

P9 114 GPF Steve DUNN		Honda NSR400 -				
IDEAL LAP TIME : 2:23.642		BEST LAP TIME : 2:24.056		DIFFERENCE : 0.414		
LAP	SECTOR 1	SECTOR 2	LAP TIME	MPH	DIFF	TIME OF DAY
1 -		<b>47.761</b>	2:31.675	70.46	7.619	14:03:06.491
2 -	1:36.759	48.877	2:25.636 (3)	73.38	1.580	14:05:32.127
3 -	1:37.034	48.603	2:25.637	73.38	1.581	14:07:57.764
4 -	1:36.386	48.815	2:25.201 (2)	73.60	1.145	14:10:22.965
5 -	<b>1:35.881</b>	48.175	<b>2:24.056 (1)</b>	<b>74.19</b>		<b>14:12:47.021</b>

P10 26 GPF Damian LEE		Yamaha TZR250 - Leed Autos				
IDEAL LAP TIME :		BEST LAP TIME : 2:23.600		DIFFERENCE :		
LAP	SECTOR 1	SECTOR 2	LAP TIME	MPH	DIFF	TIME OF DAY
1 -						
2 -						
3 -						
4 -						
5 -			<b>2:23.600 (1)</b>	<b>74.42</b>		<b>14:12:47.656</b>

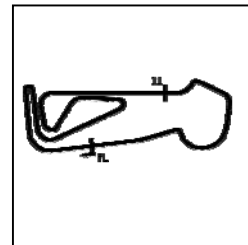
P11 247 GPF Lee HEALEY		Suzuki VJ22 -				
IDEAL LAP TIME : 2:24.240		BEST LAP TIME : 2:25.168		DIFFERENCE : 0.928		
LAP	SECTOR 1	SECTOR 2	LAP TIME	MPH	DIFF	TIME OF DAY
1 -		48.562	2:33.225	69.75	8.057	14:03:08.041
2 -	1:39.194	48.611	2:27.805	72.31	2.637	14:05:35.846
3 -	1:37.242	48.008	2:25.250 (3)	73.58	0.082	14:08:01.096
4 -	1:37.460	<b>47.786</b>	2:25.246 (2)	73.58	0.078	14:10:26.342
5 -	<b>1:36.454</b>	48.714	<b>2:25.168 (1)</b>	<b>73.62</b>		<b>14:12:51.510</b>

P12 30 GPF Dan NEMATI		Yamaha TZR 250 -				
IDEAL LAP TIME : 2:25.841		BEST LAP TIME : 2:26.194		DIFFERENCE : 0.353		
LAP	SECTOR 1	SECTOR 2	LAP TIME	MPH	DIFF	TIME OF DAY
1 -		49.837	2:36.759	68.18	10.565	14:03:11.575
2 -	1:39.019	48.047	2:27.066	72.67	0.872	14:05:38.641
3 -	1:38.497	48.508	2:27.005 (3)	72.70	0.811	14:08:05.646
4 -	<b>1:38.109</b>	48.085	<b>2:26.194 (1)</b>	<b>73.10</b>		<b>14:10:31.840</b>
5 -	1:38.641	<b>47.732</b>	2:26.373 (2)	73.01	0.179	14:12:58.213

# BMCRC - MRO Championships 2022 - Rnd 3 @ Snetterton 300

## Illuminate Design 250MZs & Blue Haze GPF

### RACE 6 - SECTOR ANALYSIS



SECTOR 1 = FL to I1, SECTOR 2 = I1 to FL, DIFF = Difference To Personal Best Lap, P = Crossed Finish Line in Pit Lane, D = Time Disallowed

P13 199 GPF Michael FROST		Yamaha TZR250 -				
IDEAL LAP TIME : 2:29.399		BEST LAP TIME : 2:30.385		DIFFERENCE : 0.986		
LAP	SECTOR 1	SECTOR 2	LAP TIME	MPH	DIFF	TIME OF DAY
1 -		<b>49.270</b>	2:37.548	67.84	7.163	14:03:12.364
2 -	<b>1:40.129</b>	50.256	<b>2:30.385 (1)</b>	<b>71.07</b>		<b>14:05:42.749</b>
3 -	1:40.790	49.888	2:30.678 (3)	70.93	0.293	14:08:13.427
4 -	1:40.720	49.820	2:30.540 (2)	70.99	0.155	14:10:43.967
5 -	1:41.900	51.724	2:33.624	69.57	3.239	14:13:17.591

P14 69 Alexander MANN		MZ TS 250 - HS RACING				
IDEAL LAP TIME : 2:23.409		BEST LAP TIME : 2:23.409		DIFFERENCE : 0.000		
LAP	SECTOR 1	SECTOR 2	LAP TIME	MPH	DIFF	TIME OF DAY
1 -		47.726	3:17.586	54.09	54.177	14:03:52.402
2 -	1:37.259	47.823	2:25.082	73.66	1.673	14:06:17.484
3 -	1:37.127	47.632	2:24.759 (3)	73.83	1.350	14:08:42.243
4 -	1:36.850	47.500	2:24.350 (2)	74.04	0.941	14:11:06.593
5 -	<b>1:36.562</b>	<b>46.847</b>	<b>2:23.409 (1)</b>	<b>74.52</b>		<b>14:13:30.002</b>

P15 95 Christopher ROGERS		MZ ETZ 250 - CB Racing				
IDEAL LAP TIME : 2:23.534		BEST LAP TIME : 2:23.534		DIFFERENCE : 0.000		
LAP	SECTOR 1	SECTOR 2	LAP TIME	MPH	DIFF	TIME OF DAY
1 -		48.080	3:18.161	53.93	54.627	14:03:52.977
2 -	1:37.076	47.803	2:24.879 (3)	73.77	1.345	14:06:17.856
3 -	1:36.896	47.997	2:24.893	73.76	1.359	14:08:42.749
4 -	1:37.635	47.119	2:24.754 (2)	73.83	1.220	14:11:07.503
5 -	<b>1:36.664</b>	<b>46.870</b>	<b>2:23.534 (1)</b>	<b>74.46</b>		<b>14:13:31.037</b>

P16 81 Scott GRANT		MZ ETZ 250 - Katie, Mum and Dad				
IDEAL LAP TIME : 2:25.267		BEST LAP TIME : 2:25.581		DIFFERENCE : 0.314		
LAP	SECTOR 1	SECTOR 2	LAP TIME	MPH	DIFF	TIME OF DAY
1 -		48.156	3:18.286	53.90	52.705	14:03:53.102
2 -	1:37.755	47.869	2:25.624 (3)	73.39	0.043	14:06:18.726
3 -	1:37.536	48.045	<b>2:25.581 (1)</b>	<b>73.41</b>		<b>14:08:44.307</b>
4 -	<b>1:37.468</b>	48.124	2:25.592 (2)	73.41	0.011	14:11:09.899
5 -	1:37.975	<b>47.799</b>	2:25.774	73.31	0.193	14:13:35.673

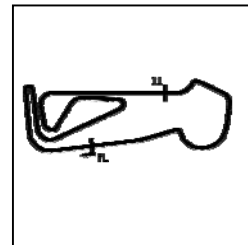
P17 75 Peter WOODALL		MZ ETZ 250 - Online Lubricants				
IDEAL LAP TIME : 2:24.189		BEST LAP TIME : 2:24.271		DIFFERENCE : 0.082		
LAP	SECTOR 1	SECTOR 2	LAP TIME	MPH	DIFF	TIME OF DAY
1 -		47.899	3:18.621	53.81	54.350	14:03:53.437
2 -	1:37.498	48.080	2:25.578 (3)	73.41	1.307	14:06:19.015
3 -	1:37.906	<b>47.555</b>	2:25.461 (2)	73.47	1.190	14:08:44.476
4 -	<b>1:36.634</b>	47.637	<b>2:24.271 (1)</b>	<b>74.08</b>		<b>14:11:08.747</b>
5 -	1:39.232	47.776	2:27.008	72.70	2.737	14:13:35.755

P18 85 Andrew WALES		MZ ETZ 250 - Illuminated Design LTD				
IDEAL LAP TIME : 2:24.360		BEST LAP TIME : 2:24.677		DIFFERENCE : 0.317		
LAP	SECTOR 1	SECTOR 2	LAP TIME	MPH	DIFF	TIME OF DAY
1 -		47.747	3:19.841	53.48	55.164	14:03:54.657
2 -	<b>1:37.082</b>	47.595	<b>2:24.677 (1)</b>	<b>73.87</b>		<b>14:06:19.334</b>
3 -	1:37.567	<b>47.801</b>	2:25.368 (3)	73.52	0.691	14:08:44.702
4 -	1:38.075	<b>47.278</b>	2:25.353 (2)	73.53	0.676	14:11:10.055
5 -	1:37.896	47.956	2:25.852	73.28	1.175	14:13:35.907

# BMCRC - MRO Championships 2022 - Rnd 3 @ Snetterton 300

Illuminate Design 250MZs & Blue Haze GPF

## RACE 6 - SECTOR ANALYSIS



SECTOR 1 = FL to I1, SECTOR 2 = I1 to FL, DIFF = Difference To Personal Best Lap, P = Crossed Finish Line in Pit Lane, D = Time Disallowed

P19 96		Chris KENT		MZ ETZ 250 - Powder House Coatings Ltd		
IDEAL LAP TIME : 2:24.531		BEST LAP TIME : 2:24.531		DIFFERENCE : 0.000		
LAP	SECTOR 1	SECTOR 2	LAP TIME	MPH	DIFF	TIME OF DAY
1 -		47.785	3:19.757	53.50	55.226	14:03:54.573
2 -	<b>1:37.120</b>	<b>47.411</b>	<b>2:24.531 (1)</b>	<b>73.95</b>		<b>14:06:19.104</b>
3 -	1:37.157	48.135	2:25.292 (2)	73.56	0.761	14:08:44.396
4 -	1:37.324	48.118	2:25.442 (3)	73.48	0.911	14:11:09.838
5 -	1:38.187	48.038	2:26.225	73.09	1.694	14:13:36.063

P20 9		Gary HOWLETT		MZ TS250 - HS Racing		
IDEAL LAP TIME : 2:30.695		BEST LAP TIME : 2:31.058		DIFFERENCE : 0.363		
LAP	SECTOR 1	SECTOR 2	LAP TIME	MPH	DIFF	TIME OF DAY
1 -		<b>48.938</b>	3:23.461	52.53	52.403	14:03:58.277
2 -	<b>1:41.757</b>	49.301	<b>2:31.058 (1)</b>	<b>70.75</b>		<b>14:06:29.335</b>
3 -	1:42.113	49.888	2:32.001 (3)	70.31	0.943	14:09:01.336
4 -	1:42.757	49.030	2:31.787 (2)	70.41	0.729	14:11:33.123
5 -	1:42.833	49.444	2:32.277	70.18	1.219	14:14:05.400

P21 32		John ASHMEAD		MZ ETZ 250 -		
IDEAL LAP TIME : 2:31.205		BEST LAP TIME : 2:31.428		DIFFERENCE : 0.223		
LAP	SECTOR 1	SECTOR 2	LAP TIME	MPH	DIFF	TIME OF DAY
1 -		<b>48.772</b>	3:26.591	51.73	55.163	14:04:01.407
2 -	1:42.863	49.158	2:32.021 (2)	70.30	0.593	14:06:33.428
3 -	1:43.875	49.221	2:33.096	69.81	1.668	14:09:06.524
4 -	1:43.156	48.889	2:32.045 (3)	70.29	0.617	14:11:38.569
5 -	<b>1:42.433</b>	48.995	<b>2:31.428 (1)</b>	<b>70.58</b>		<b>14:14:09.997</b>

P22 22		Simon FINCH		MZ ETZ250 - BlueCloud Projects Ltd		
IDEAL LAP TIME : 2:33.227		BEST LAP TIME : 2:33.996		DIFFERENCE : 0.769		
LAP	SECTOR 1	SECTOR 2	LAP TIME	MPH	DIFF	TIME OF DAY
1 -		50.281	3:26.187	51.83	52.191	14:04:01.003
2 -	1:43.863	<b>50.133</b>	<b>2:33.996 (1)</b>	<b>69.40</b>		<b>14:06:34.999</b>
3 -	<b>1:43.094</b>	51.089	2:34.183 (2)	69.32	0.187	14:09:09.182
4 -	1:44.233	50.421	2:34.654 (3)	69.10	0.658	14:11:43.836
5 -	1:43.795	50.921	2:34.716	69.08	0.720	14:14:18.552

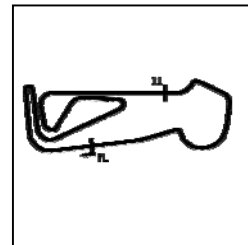
P23 41		Gary WILLIAMS		MZ ETZ 250 -		
IDEAL LAP TIME : 2:33.438		BEST LAP TIME : 2:33.474		DIFFERENCE : 0.036		
LAP	SECTOR 1	SECTOR 2	LAP TIME	MPH	DIFF	TIME OF DAY
1 -		52.625	3:32.015	50.41	58.541	14:04:06.831
2 -	<b>1:42.839</b>	50.635	<b>2:33.474 (1)</b>	<b>69.64</b>		<b>14:06:40.305</b>
3 -	1:43.793	51.052	2:34.845	69.02	1.371	14:09:15.150
4 -	1:43.541	50.897	2:34.438 (3)	69.20	0.964	14:11:49.588
5 -	1:43.335	<b>50.599</b>	2:33.934 (2)	69.43	0.460	14:14:23.522

P24 13 R		Gordon RYAN		MZ ETZ 250 - Prism Work Psychology		
IDEAL LAP TIME : 2:34.197		BEST LAP TIME : 2:34.487		DIFFERENCE : 0.290		
LAP	SECTOR 1	SECTOR 2	LAP TIME	MPH	DIFF	TIME OF DAY
1 -		52.296	3:30.233	50.83	55.746	14:04:05.049
2 -	1:43.948	51.454	2:35.402 (3)	68.77	0.915	14:06:40.451
3 -	1:45.273	51.760	2:37.033	68.06	2.546	14:09:17.484
4 -	<b>1:42.916</b>	51.571	<b>2:34.487 (1)</b>	<b>69.18</b>		<b>14:11:51.971</b>
5 -	1:43.224	<b>51.281</b>	2:34.505 (2)	69.17	0.018	14:14:26.476

# BMCRC - MRO Championships 2022 - Rnd 3 @ Snetterton 300

Illuminate Design 250MZs & Blue Haze GPF

## RACE 6 - SECTOR ANALYSIS



SECTOR 1 = FL to I1, SECTOR 2 = I1 to FL, DIFF = Difference To Personal Best Lap, P = Crossed Finish Line in Pit Lane, D = Time Disallowed

P25 56		Russell TURNER		MZ ETZ 250 - TT Racing		
IDEAL LAP TIME : 2:32.503		BEST LAP TIME : 2:32.503		DIFFERENCE : 0.000		
LAP	SECTOR 1	SECTOR 2	LAP TIME	MPH	DIFF	TIME OF DAY
1 -		51.634	3:29.661	50.97	57.158	14:04:04.477
2 -	1:43.636	51.580	2:35.216 (2)	68.85	2.713	14:06:39.693
3 -	1:44.974	52.111	2:37.085 (3)	68.04	4.582	14:09:16.778
4 -	1:45.163	52.168	2:37.331	67.93	4.828	14:11:54.109
5 -	<b>1:41.802</b>	<b>50.701</b>	<b>2:32.503 (1)</b>	<b>70.08</b>		<b>14:14:26.612</b>

P26 59 R		Andrew WELTON		MZ ETZ250 - RE/MAX		
IDEAL LAP TIME : 2:33.793		BEST LAP TIME : 2:34.385		DIFFERENCE : 0.592		
LAP	SECTOR 1	SECTOR 2	LAP TIME	MPH	DIFF	TIME OF DAY
1 -		53.324	3:32.465	50.30	58.080	14:04:07.281
2 -	1:44.105	50.608	2:34.713 (2)	69.08	0.328	14:06:41.994
3 -	<b>1:43.512</b>	52.063	2:35.575 (3)	68.70	1.190	14:09:17.569
4 -	1:44.452	51.142	2:35.594	68.69	1.209	14:11:53.163
5 -	1:44.104	<b>50.281</b>	<b>2:34.385 (1)</b>	<b>69.23</b>		<b>14:14:27.548</b>

P27 5		Garry SAMETT		MZ TS 250 - smallmouse		
IDEAL LAP TIME : 2:36.483		BEST LAP TIME : 2:36.483		DIFFERENCE : 0.000		
LAP	SECTOR 1	SECTOR 2	LAP TIME	MPH	DIFF	TIME OF DAY
1 -		52.489	3:33.011	50.17	56.528	14:04:07.827
2 -	1:45.856	51.979	2:37.835 (3)	67.71	1.352	14:06:45.662
3 -	<b>1:45.284</b>	<b>51.199</b>	<b>2:36.483 (1)</b>	<b>68.30</b>		<b>14:09:22.145</b>
4 -	1:45.450	51.632	2:37.082 (2)	68.04	0.599	14:11:59.227

P28 3		Max MAUD		MZ ETZ 250 -		
IDEAL LAP TIME : 2:37.970		BEST LAP TIME : 2:38.210		DIFFERENCE : 0.240		
LAP	SECTOR 1	SECTOR 2	LAP TIME	MPH	DIFF	TIME OF DAY
1 -		53.166	3:32.228	50.36	54.018	14:04:07.044
2 -	<b>1:45.836</b>	52.374	<b>2:38.210 (1)</b>	<b>67.55</b>		<b>14:06:45.254</b>
3 -	1:47.324	<b>52.134</b>	2:39.458 (3)	67.02	1.248	14:09:24.712
4 -	1:46.324	52.431	2:38.755 (2)	67.32	0.545	14:12:03.467

P29 14		Andy MARKS		MZ ETZ 250 - Kingpin Components		
IDEAL LAP TIME : 2:39.455		BEST LAP TIME : 2:39.455		DIFFERENCE : 0.000		
LAP	SECTOR 1	SECTOR 2	LAP TIME	MPH	DIFF	TIME OF DAY
1 -		53.051	3:38.812	48.84	59.357	14:04:13.628
2 -	1:50.669	54.088	2:44.757 (3)	64.87	5.302	14:06:58.385
3 -	1:50.003	52.479	2:42.482 (2)	65.78	3.027	14:09:40.867
4 -	<b>1:47.520</b>	<b>51.935</b>	<b>2:39.455 (1)</b>	<b>67.02</b>		<b>14:12:20.322</b>

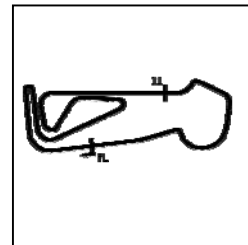
P30 6		Paul ANSELL		MZ ETZ 250 -		
IDEAL LAP TIME : 2:42.185		BEST LAP TIME : 2:42.185		DIFFERENCE : 0.000		
LAP	SECTOR 1	SECTOR 2	LAP TIME	MPH	DIFF	TIME OF DAY
1 -		55.672	3:41.189	48.32	59.004	14:04:16.005
2 -	1:50.335	54.762	2:45.097 (3)	64.73	2.912	14:07:01.102
3 -	1:50.147	54.596	2:44.743 (2)	64.87	2.558	14:09:45.845
4 -	<b>1:47.841</b>	<b>54.344</b>	<b>2:42.185 (1)</b>	<b>65.90</b>		<b>14:12:28.030</b>

P31 63 R		Clive HILLIER		MZ ETZ 250 - Official MZ Airbag Test pilot		
IDEAL LAP TIME : 2:47.052		BEST LAP TIME : 2:48.495		DIFFERENCE : 1.443		
LAP	SECTOR 1	SECTOR 2	LAP TIME	MPH	DIFF	TIME OF DAY
1 -		<b>55.174</b>	3:41.969	48.15	53.474	14:04:16.785
2 -	<b>1:51.878</b>	56.617	<b>2:48.495 (1)</b>	<b>63.43</b>		<b>14:07:05.280</b>
3 -	1:53.213	56.239	2:49.452 (2)	63.07	0.957	14:09:54.732
4 -	1:54.758	56.523	2:51.281 (3)	62.40	2.786	14:12:46.013

# BMCRC - MRO Championships 2022 - Rnd 3 @ Snetterton 300

## Illuminate Design 250MZs & Blue Haze GPF

### RACE 6 - SECTOR ANALYSIS



SECTOR 1 = FL to I1, SECTOR 2 = I1 to FL, DIFF = Difference To Personal Best Lap, P = Crossed Finish Line in Pit Lane, D = Time Disallowed

<b>P32 24 R Tony PARKER</b>		MZ ETZ 250 -				
IDEAL LAP TIME : 2:47.012		BEST LAP TIME : 2:47.012		DIFFERENCE : 0.000		
LAP	SECTOR 1	SECTOR 2	LAP TIME	MPH	DIFF	TIME OF DAY
1 -		57.237	3:51.944	46.08	1:04.932	14:04:26.760
2 -	1:53.469	58.697	2:52.166 (3)	62.08	5.154	14:07:18.926
3 -	1:53.304	56.422	2:49.726 (2)	62.97	2.714	14:10:08.652
4 -	<b>1:51.890</b>	<b>55.122</b>	<b>2:47.012 (1)</b>	<b>63.99</b>		<b>14:12:55.664</b>

<b>P33 167 GPF Mark BAILEY</b>		Yamaha TZR -				
IDEAL LAP TIME : 2:32.789		BEST LAP TIME :		DIFFERENCE :		
LAP	SECTOR 1	SECTOR 2	LAP TIME	MPH	DIFF	TIME OF DAY
1 -		<b>50.567</b>	2:36.798	68.16		14:03:11.614

# BMCRC - MRO Championships 2022 - Rnd 3 @ Snetterton 300

## Illuminate Design 250MZs & Blue Haze GPF

### RACE 6 - BEST SECTORS

SECTOR 1				SECTOR 2				IDEAL / BEST COMPARISON				
POS	NO	NAME	TIME	NO	NAME	TIME	POS	NO	NAME	IDEAL	BEST	DIFF
									<b>PERFECT LAP</b>	<b>2:14.282</b>		
1	141	ABRAHAM	1:29.963	127	HAYWARD	44.319	1	127	HAYWARD	2:14.461	2:15.004	0.543
2	127	HAYWARD	1:30.142	28	McCARTER	44.455	2	141	ABRAHAM	2:14.673	2:15.174	0.501
3	4	SEATH	1:30.507	141	ABRAHAM	44.710	3	28	McCARTER	2:15.310	2:15.310	0.000
4	29	CRIPPS	1:30.849	29	CRIPPS	44.727	4	4	SEATH	2:15.446	2:15.446	0.000
5	28	McCARTER	1:30.855	4	SEATH	44.939	5	29	CRIPPS	2:15.576	2:16.105	0.529
6	45	MOORE	1:31.899	45	MOORE	45.881	6	45	MOORE	2:17.780	2:18.011	0.231
7	110	HAIGH	1:34.798	69	MANN	46.847	7	110	HAIGH	2:22.114	2:22.975	0.861
8	151	SMITH	1:35.201	95	ROGERS	46.870	8	151	SMITH	2:22.443	2:22.608	0.165
9	114	DUNN	1:35.881	151	SMITH	47.242	9	69	MANN	2:23.409	2:23.409	0.000
10	247	HEALEY	1:36.454	85	WALES	47.278	10	95	ROGERS	2:23.534	2:23.534	0.000
11	69	MANN	1:36.562	110	HAIGH	47.316	11	114	DUNN	2:23.642	2:24.056	0.414
12	75	WOODALL	1:36.634	96	KENT	47.411	12	75	WOODALL	2:24.189	2:24.271	0.082
13	95	ROGERS	1:36.664	75	WOODALL	47.555	13	247	HEALEY	2:24.240	2:25.168	0.928
14	85	WALES	1:37.082	30	NEMATI	47.732	14	85	WALES	2:24.360	2:24.677	0.317
15	96	KENT	1:37.120	114	DUNN	47.761	15	96	KENT	2:24.531	2:24.531	0.000
16	81	GRANT	1:37.468	247	HEALEY	47.786	16	81	GRANT	2:25.267	2:25.581	0.314
17	30	NEMATI	1:38.109	81	GRANT	47.799	17	30	NEMATI	2:25.841	2:26.194	0.353
18	199	FROST	1:40.129	32	ASHMEAD	48.772	18	199	FROST	2:29.399	2:30.385	0.986
19	9	HOWLETT	1:41.757	9	HOWLETT	48.938	19	9	HOWLETT	2:30.695	2:31.058	0.363
20	56	TURNER	1:41.802	199	FROST	49.270	20	32	ASHMEAD	2:31.205	2:31.428	0.223
21	167	BAILEY	1:42.222	22	FINCH	50.133	21	56	TURNER	2:32.503	2:32.503	0.000
22	32	ASHMEAD	1:42.433	59	WELTON	50.281	22	167	BAILEY	2:32.789		
23	41	WILLIAMS	1:42.839	167	BAILEY	50.567	23	22	FINCH	2:33.227	2:33.996	0.769
24	13	RYAN	1:42.916	41	WILLIAMS	50.599	24	41	WILLIAMS	2:33.438	2:33.474	0.036
25	22	FINCH	1:43.094	56	TURNER	50.701	25	59	WELTON	2:33.793	2:34.385	0.592
26	59	WELTON	1:43.512	5	SAMETT	51.199	26	13	RYAN	2:34.197	2:34.487	0.290
27	5	SAMETT	1:45.284	13	RYAN	51.281	27	5	SAMETT	2:36.483	2:36.483	0.000
28	3	MAUD	1:45.836	14	MARKS	51.935	28	3	MAUD	2:37.970	2:38.210	0.240
29	14	MARKS	1:47.520	3	MAUD	52.134	29	14	MARKS	2:39.455	2:39.455	0.000
30	6	ANSELL	1:47.841	6	ANSELL	54.344	30	6	ANSELL	2:42.185	2:42.185	0.000
31	63	HILLIER	1:51.878	24	PARKER	55.122	31	24	PARKER	2:47.012	2:47.012	0.000
32	24	PARKER	1:51.890	63	HILLIER	55.174	32	63	HILLIER	2:47.052	2:48.495	1.443
33							33	26	LEE		2:23.600	
34												
35												
36												



# BMCRC - MRO Championships 2022 - Rnd 3 @ Snetterton 300

## Illuminate Design 250MZs & Blue Haze GPF

### RACE 6 - STATISTICS

**Competitors Started** 34  
**Planned Start** 2022-05-07 @ 14:00:00.000  
**Actual Start** 2022-05-07 @ 14:00:34.815  
**Finish Time** 2022-05-07 @ 14:11:58.339  
**Track Length** 2.9689mi.  
**Total Laps** 155  
**Total Distance Covered** 460.1812mi.

#### Session Fastest Lap History

NO	CL	NAME	LAP TIME	TIME OF DAY	LAP	VEHICLE
141	GPF	David ABRAHAM	2:15.608	14:05:12.477	2	Suzuki RG570
141	GPF	David ABRAHAM	2:15.240	14:07:27.716	3	Suzuki RG570
127	GPF	Richard HAYWARD	2:15.211	14:09:46.403	4	Yamaha TZR
141	GPF	David ABRAHAM	2:15.174	14:11:58.352	5	Suzuki RG570
127	GPF	Richard HAYWARD	2:15.004	14:12:01.407	5	Yamaha TZR

#### Session Leader History

NO	CL	NAME	FROM LAP	LAPS LED	DISTANCE	VEHICLE
141	GPF	David ABRAHAM	1	5	14.84 miles	Suzuki RG570

#### Flag History

TYPE	TIME OF DAY
GREEN	14:00:34.815
FINISH	14:11:58.339

#### Flag Statistics

TYPE	COUNT	TOTAL LAPS	TOTAL TIME
Green	1	5	14:06.865
Red	0	0	0.000
Safety Car	0	0	0.000
FCY	0	0	0.000

# BMCRC - MRO Championships 2022 - Rnd 3 @ Snetterton 300

## Illuminate Design 250MZs & Blue Haze GPF

### RACE 6 - STATISTICS

CLASS : GPF

14 Starters

#### Fastest Lap History

NO	NAME	LAP TIME	TIME OF DAY	LAP	VEHICLE
141	David ABRAHAM	<b>2:15.608</b>	14:05:12.477	2	Suzuki RG570
141	David ABRAHAM	<b>2:15.240</b>	14:07:27.716	3	Suzuki RG570
127	Richard HAYWARD	<b>2:15.211</b>	14:09:46.403	4	Yamaha TZR
141	David ABRAHAM	<b>2:15.174</b>	14:11:58.352	5	Suzuki RG570
127	Richard HAYWARD	<b>2:15.004</b>	14:12:01.407	5	Yamaha TZR

#### Leader History

NO	NAME	FROM LAP	LAPS LED	DISTANCE	VEHICLE
141	David ABRAHAM	1	5	14.84 miles	Suzuki RG570

# BMCRC - MRO Championships 2022 - Rnd 3 @ Snetterton 300

## Illuminate Design 250MZs & Blue Haze GPF

### RACE 6 - STATISTICS

**CLASS :**

16 Starters

#### Fastest Lap History

NO	NAME	LAP TIME	TIME OF DAY	LAP	VEHICLE
69	Alexander MANN	2:25.082	14:06:17.511	2	MZ TS 250
95	Christopher ROGERS	2:24.879	14:06:17.880	2	MZ ETZ 250
96	Chris KENT	2:24.531	14:06:19.128	2	MZ ETZ 250
69	Alexander MANN	2:24.350	14:11:06.619	4	MZ TS 250
75	Peter WOODALL	2:24.271	14:11:08.772	4	MZ ETZ 250
69	Alexander MANN	2:23.409	14:13:30.028	5	MZ TS 250

#### Leader History

NO	NAME	FROM LAP	LAPS LED	DISTANCE	VEHICLE
69	Alexander MANN	1	5	14.84 miles	MZ TS 250

# BMCRC - MRO Championships 2022 - Rnd 3 @ Snetterton 300

## Illuminate Design 250MZs & Blue Haze GPF

### RACE 6 - STATISTICS

**CLASS : R**

4 Starters

#### Fastest Lap History

NO	NAME	LAP TIME	TIME OF DAY	LAP	VEHICLE
13	Gordon RYAN	<b>2:35.402</b>	14:06:40.477	2	MZ ETZ 250
59	Andrew WELTON	<b>2:34.713</b>	14:06:42.021	2	MZ ETZ250
13	Gordon RYAN	<b>2:34.487</b>	14:11:51.999	4	MZ ETZ 250
59	Andrew WELTON	<b>2:34.385</b>	14:14:27.575	5	MZ ETZ250

#### Leader History

NO	NAME	FROM LAP	LAPS LED	DISTANCE	VEHICLE
13	Gordon RYAN	1	5	14.84 miles	MZ ETZ 250

**BMCRC - MRO Championships 2022 - Rnd 3 @ Snetterton 300**

**Illuminate Design 250MZs & Blue Haze GPF**

**RACE 16 - GRID (5 Laps)**



ROW 14	42		41		40	<b>23</b> Paul MAGRATH		
ROW 13		39	<b>46</b> Steve BRIGDEN	38	<b>66</b> Graeme LEWIS	37	<b>63</b> Clive HILLIER 2:48.495	
ROW 12		36	<b>24</b> Tony PARKER 2:47.012	35	<b>6</b> Paul ANSELL 2:42.185	34	<b>14</b> Andy MARKS 2:39.455	
ROW 11			33	<b>3</b> Max MAUD 2:38.210	32	<b>13</b> Gordon RYAN 2:34.487	31	<b>5</b> Garry SAMETT 2:36.483
ROW 10		30	<b>59</b> Andrew WELTON 2:34.385	29	<b>22</b> Simon FINCH 2:33.996	28	<b>41</b> Gary WILLIAMS 2:33.474	
ROW 9			27	<b>56</b> Russell TURNER 2:32.503	26	<b>32</b> John ASHMEAD 2:31.428	25	<b>9</b> Gary HOWLETT 2:31.058
ROW 8		24	<b>81</b> Scott GRANT 2:25.581	23	<b>85</b> Andrew WALES 2:24.677	22	<b>96</b> Chris KENT 2:24.531	
ROW 7			21	<b>75</b> Peter WOODALL 2:24.271	20	<b>95</b> Christopher ROGERS 2:23.534	19	<b>69</b> Alexander MANN 2:23.409
ROW 6		18		17		16		
ROW 5			15	<b>74</b> Paul WHITBY	14	<b>167</b> Mark BAILEY	13	<b>199</b> Michael FROST 2:30.385
ROW 4		12	<b>30</b> Dan NEMATI 2:26.194	11	<b>247</b> Lee HEALEY 2:25.168	10	<b>114</b> Steve DUNN 2:24.056	
ROW 3			9	<b>26</b> Damian LEE 2:23.600	8	<b>110</b> Mark HAIGH 2:22.975	7	<b>151</b> Nick SMITH 2:22.608
ROW 2		6	<b>45</b> Peter MOORE 2:18.011	5	<b>29</b> Derek CRIPPS 2:16.105	4	<b>4</b> James SEATH 2:15.446	
ROW 1			3	<b>28</b> Liam McCARTER 2:15.310	2	<b>141</b> David ABRAHAM 2:15.174	1	<b>127</b> Richard HAYWARD 2:15.004
<b>Pole</b>								

Snetterton 300: 2.9689 miles

These results are provisional until the conclusion of any judicial and technical matters.

Clerk Of Course :	Stewards :	Timekeeper : Craig Smith
-------------------	------------	--------------------------

Results can be found at [www.tsl-timing.com](http://www.tsl-timing.com)

Printed - 14:18 Saturday, 07 May 2022



**BMCRC - MRO Championships 2022 - Rnd 3 @ Snetterton 300**

**Illuminate Design 250MZs & Blue Haze GPF**

**RACE 16 - CLASSIFICATION**



POS	NO	CL	PIC NAME	ENTRY	LAPS	TIME	GAP	DIFF	MPH	BEST	ON
1	127	GPF	1 Richard HAYWARD	Yamaha TZR - Hazel Motors/ Gforce	5	11:22.938			78.25	2:14.987	4
2	141	GPF	2 David ABRAHAM	Suzuki RG570 - Cambridge Motorcycles	5	11:22.958	0.020	0.020	78.24	2:13.760	3
3	28	GPF	3 Liam McCARTER	Suzuki GSXR 750 - Katie McCarter	5	11:30.989	8.051	8.031	77.33	2:16.159	2
4	45	GPF	4 Peter MOORE	Yamaha TZR 250 -	5	11:35.686	12.748	4.697	76.81	2:16.501	2
5	29	GPF	5 Derek CRIPPS	Yamaha TZR - Kelly Cripps - Team FBR	5	11:37.191	14.253	1.505	76.65	2:17.508	3
6	4	GPF	6 James SEATH	Aprilia RS250 - Ovenden Earthmoving	5	11:42.877	19.939	5.686	76.03	2:17.892	3
7	110	GPF	7 Mark HAIGH	Aprilia RS250 - Chesterfield CarClinic/The Tuning W	5	12:02.601	39.663	19.724	73.95	2:22.430	5
8	151	GPF	8 Nick SMITH	Kawasaki KR-1S - Hi-Precision Engineering Ltd	5	12:10.692	47.754	8.091	73.13	2:23.638	3
9	114	GPF	9 Steve DUNN	Honda NSR400 -	5	12:14.281	51.343	3.589	72.77	2:24.795	2
10	247	GPF	10 Lee HEALEY	Suzuki VJ22 -	5	12:14.318	51.380	0.037	72.77	2:24.554	2
11	26	GPF	11 Damian LEE	Yamaha TZR250 - Leed Autos	5	12:14.866	51.928	0.548	72.72	2:24.494	5
12	199	GPF	12 Michael FROST	Yamaha TZR250 -	5	12:43.232	1:20.294	28.366	70.01	2:28.940	5
13	69		1 Alexander MANN	MZ TS 250 - HS RACING	5	12:53.512	1:30.574	10.280	69.08	2:22.948	5
14	81		2 Scott GRANT	MZ ETZ 250 - Katie, Mum and Dad	5	12:54.488	1:31.550	0.976	69.00	2:23.161	5
15	75		3 Peter WOODALL	MZ ETZ 250 - Online Lubricants	5	12:54.521	1:31.583	0.033	68.99	2:22.645	4
16	95		4 Christopher ROGERS	MZ ETZ 250 - CB Racing	5	12:54.810	1:31.872	0.289	68.97	2:23.213	5
17	85		5 Andrew WALES	MZ ETZ 250 - Illuminated Design LTD	5	13:01.129	1:38.191	6.319	68.41	2:24.306	3
18	167	GPF	13 Mark BAILEY	Yamaha TZR -	5	13:01.608	1:38.670	0.479	68.37	2:32.180	2
19	96		6 Chris KENT	MZ ETZ 250 - Powder House Coatings Ltd	5	13:17.288	1:54.350	15.680	67.02	2:27.155	2
20	9		7 Gary HOWLETT	MZ TS250 - HS Racing	5	13:27.870	2:04.932	10.582	66.14	2:30.190	2
21	32		8 John ASHMEAD	MZ ETZ 250 -	5	13:37.618	2:14.680	9.748	65.36	2:31.001	2
22	41		9 Gary WILLIAMS	MZ ETZ 250 -	5	13:50.650	2:27.712	13.032	64.33	2:34.045	4
23	59	R	1 Andrew WELTON	MZ ETZ250 - RE/MAX	5	13:51.212	2:28.274	0.562	64.29	2:34.484	5
24	56		10 Russell TURNER	MZ ETZ 250 - TT Racing	4	11:30.262	1 Lap	1 Lap	61.93	2:36.379	4
25	5		11 Garry SAMETT	MZ TS 250 - smallmouse	4	11:30.685	1 Lap	0.423	61.89	2:37.762	4
26	22		12 Simon FINCH	MZ ETZ250 - BlueCloud Projects Ltd	4	11:31.677	1 Lap	0.992	61.80	2:36.073	2
27	66	R	2 Graeme LEWIS	MZ ETZ 250 -	4	11:39.838	1 Lap	8.161	61.08	2:39.433	4
28	3		13 Max MAUD	MZ ETZ 250 -	4	11:45.861	1 Lap	6.023	60.56	2:42.880	2
29	14		14 Andy MARKS	MZ ETZ 250 - Kingpin Components	4	11:46.781	1 Lap	0.920	60.48	2:40.526	4
30	46		15 Steve BRIGDEN	MZ ETZ 250 - Cylera - Healthcare IOT Security	4	12:12.135	1 Lap	25.354	58.39	2:46.483	4
31	63	R	3 Clive HILLIER	MZ ETZ 250 - Official MZ Airbag Test pilot	4	12:13.779	1 Lap	1.644	58.26	2:49.031	4
32	6		16 Paul ANSELL	MZ ETZ 250 -	4	12:14.417	1 Lap	0.638	58.21	2:47.913	4
33	24	R	4 Tony PARKER	MZ ETZ 250 -	4	12:14.660	1 Lap	0.243	58.19	2:47.893	4

NOT CLASSIFIED

DNF	30	GPF	Dan NEMATI	Yamaha TZR 250 -	4	9:59.098	1 Lap		71.36	2:25.767	3
DNF	13	R	Gordon RYAN	MZ ETZ 250 - Prism Work Psychology	0						

FASTEST LAP

141	GPF	David ABRAHAM	Suzuki RG570 - Cambridge Motorcycles	3	2:13.760	79.90 mph	128.59 kph
75		Peter WOODALL	MZ ETZ 250 - Online Lubricants	4	2:22.645	74.92 mph	120.58 kph
59	R	Andrew WELTON	MZ ETZ250 - RE/MAX	5	2:34.484	69.18 mph	111.34 kph

Class GPF - 92.5% of Race Speed = 72.38 mph

Class - 92.5% of Race Speed = 63.89 mph

Class R - 92.5% of Race Speed = 59.46 mph

Race Distance: 5 Laps / 14.84 miles

Snetterton 300: 2.9689 miles

Date: 07/05/2022 Start: 17:22 Finish: 17:34

Weather / Track : Bright / Dry

These results are provisional until the conclusion of any judicial and technical matters.

Clerk Of Course :	Stewards :	Timekeeper : Craig Smith
-------------------	------------	--------------------------

Results can be found at [www.tsl-timing.com](http://www.tsl-timing.com)

Printed - 17:39 Saturday, 07 May 2022



# BMCRC - MRO Championships 2022 - Rnd 3 @ Snetterton 300

## Illuminate Design 250MZs & Blue Haze GPF

### RACE 16 - LAP CHART

#### LAP 1 @ 17:25:14.338

NO	BEHIND	LAP TIME
127		2:21.342
141	1.337	2:22.679
28	1.357	2:22.699
45	4.060	2:25.402
4	4.126	2:25.468
29	4.924	2:26.266
110	6.498	2:27.840
151	8.821	2:30.163
247	10.703	2:32.045
26	11.099	2:32.441
114	12.153	2:33.495
30	13.949	2:35.291
167	18.597	2:39.939
199	19.652	2:40.994
69	56.173	3:17.515
95	57.362	3:18.704
85	57.445	3:18.787
81	57.878	3:19.220
75	57.969	3:19.311
96	58.830	3:20.172
32	1:03.166	3:24.508
9	1:03.268	3:24.610
22	1:07.268	3:28.610
59	1:07.659	3:29.001
41	1:10.719	3:32.061
66	1:13.031	3:34.373
3	1:14.029	3:35.371
5	1:14.121	3:35.463
56	1:14.784	3:36.126
14	1:19.634	3:40.976
63	1:21.261	3:42.603
6	1:24.980	3:46.322
46	1:25.646	3:46.988
24	1:26.205	3:47.547

#### LAP 2 @ 17:27:30.053

NO	BEHIND	LAP TIME
127		2:15.715
141	0.766	2:15.144
28	1.801	2:16.159
45	4.846	2:16.501
29	6.791	2:17.582
4	7.728	2:19.317
110	16.096	2:25.313
151	16.744	2:23.638
247	19.542	2:24.554
114	21.431	2:24.993
26	23.565	2:28.181
30	24.882	2:26.648
167	35.062	2:32.180
199	37.012	2:33.075
69	1:05.907	2:25.449
75	1:06.740	2:24.486
95	1:06.821	2:25.174
85	1:06.953	2:25.223
81	1:06.997	2:24.834
96	1:10.270	2:27.155
9	1:17.743	2:30.190
32	1:18.452	2:31.001
59	1:27.012	2:35.068
22	1:27.626	2:36.073
41	1:30.201	2:35.197
5	1:37.938	2:39.532

56	1:39.343	2:40.274
66	1:40.055	2:42.739
3	1:41.194	2:42.880
14	1:47.048	2:43.129
63	1:55.748	2:50.202
46	1:57.277	2:47.346
6	1:58.281	2:49.016
24	2:00.070	2:49.580

#### LAP 3 @ 17:29:44.579

NO	BEHIND	LAP TIME
141		2:13.760
127	0.872	2:15.398
28	3.549	2:16.274
45	7.882	2:17.562
29	9.773	2:17.508
4	11.094	2:17.892
110	25.315	2:23.745
151	26.912	2:24.694
247	31.091	2:26.075
114	31.700	2:24.795
26	33.571	2:24.532
30	36.123	2:25.767
199	52.172	2:29.686
167	55.884	2:35.348
69	1:15.633	2:24.252
95	1:15.966	2:23.671
81	1:16.534	2:24.063
75	1:16.646	2:24.432
85	1:16.733	2:24.306
96	1:24.823	2:29.079
9	1:34.014	2:30.797
32	1:38.503	2:34.577
59	1:48.648	2:36.162
41	1:50.545	2:34.870
5	2:01.340	2:37.928
56	2:02.300	2:37.483
22	2:02.406	2:49.306
66	2:08.822	2:43.293
3	2:09.736	2:43.068
14	2:14.672	2:42.150

#### LAP 4 @ 17:31:59.632

NO	BEHIND	LAP TIME
141		2:15.053
127	0.806	2:14.987
28	5.593	2:17.097
45	11.820	2:18.991
29	12.793	2:18.073
4	16.177	2:20.136
63	1 Lap	2:51.943
46	1 Lap	2:51.318
6	1 Lap	2:51.166
24	1 Lap	2:49.640
110	33.535	2:23.273
151	36.339	2:24.480
247	41.459	2:25.421
114	42.064	2:25.417
26	43.736	2:25.218
30	52.462	2:31.392
199	1:07.656	2:30.537
167	1:17.938	2:37.107
69	1:23.928	2:23.348
75	1:24.238	2:22.645
81	1:24.691	2:23.210

95	1:24.961	2:24.048
85	1:27.261	2:25.581
96	1:40.262	2:30.492
9	1:50.027	2:31.066
32	1:57.785	2:34.335
41	2:09.537	2:34.045
59	2:10.092	2:36.497

#### LAP 5 @ 17:34:15.934

NO	BEHIND	LAP TIME
127		2:15.496
141	0.020	2:16.322
56	1 Lap	2:36.379
5	1 Lap	2:37.762
28	8.051	2:18.760
22	1 Lap	2:37.688
45	12.748	2:17.230
29	14.253	2:17.762
66	1 Lap	2:39.433
4	19.939	2:20.064
3	1 Lap	2:44.542
14	1 Lap	2:40.526
110	39.663	2:22.430
151	47.754	2:27.717
46	1 Lap	2:46.483
63	1 Lap	2:49.031
114	51.343	2:25.581
247	51.380	2:26.223
6	1 Lap	2:47.913
24	1 Lap	2:47.893
26	51.928	2:24.494
199	1:20.294	2:28.940
69	1:30.574	2:22.948
81	1:31.550	2:23.161
75	1:31.583	2:23.647
95	1:31.872	2:23.213
85	1:38.191	2:27.232
167	1:38.670	2:37.034
96	1:54.350	2:30.390
9	2:04.932	2:31.207
32	2:14.680	2:33.197
41	2:27.712	2:34.477
59	2:28.274	2:34.484

# BMCRC - MRO Championships 2022 - Rnd 3 @ Snetterton 300

## Illuminate Design 250MZs & Blue Haze GPF

### RACE 16 - SECTOR ANALYSIS



SECTOR 1 = FL to I1, SECTOR 2 = I1 to FL, DIFF = Difference To Personal Best Lap, P = Crossed Finish Line in Pit Lane, D = Time Disallowed

P1 127 GPF Richard HAYWARD		Yamaha TZR - Hazel Motors/ Gforce				
IDEAL LAP TIME : 2:14.403		BEST LAP TIME : 2:14.987		DIFFERENCE : 0.584		
LAP	SECTOR 1	SECTOR 2	LAP TIME	MPH	DIFF	TIME OF DAY
1 -		44.516	2:21.342	75.61	6.355	17:25:14.338
2 -	1:30.189	45.526	2:15.715	78.75	0.728	17:27:30.053
3 -	1:30.409	44.989	2:15.398 (2)	78.93	0.411	17:29:45.451
4 -	1:30.707	<b>44.280</b>	<b>2:14.987 (1)</b>	<b>79.17</b>		<b>17:32:00.438</b>
5 -	<b>1:30.123</b>	45.373	2:15.496 (3)	78.88	0.509	17:34:15.934

P2 141 GPF David ABRAHAM		Suzuki RG570 - Cambridge Motorcycles				
IDEAL LAP TIME : 2:13.645		BEST LAP TIME : 2:13.760		DIFFERENCE : 0.115		
LAP	SECTOR 1	SECTOR 2	LAP TIME	MPH	DIFF	TIME OF DAY
1 -		44.176	2:22.679	74.90	8.919	17:25:15.675
2 -	<b>1:29.534</b>	45.610	2:15.144 (3)	79.08	1.384	17:27:30.819
3 -	1:29.649	<b>44.111</b>	<b>2:13.760 (1)</b>	<b>79.90</b>		<b>17:29:44.579</b>
4 -	1:30.800	44.253	2:15.053 (2)	79.13	1.293	17:31:59.632
5 -	1:30.058	46.264	2:16.322	78.40	2.562	17:34:15.954

P3 28 GPF Liam McCARTER		Suzuki GSXR 750 - Katie McCarter				
IDEAL LAP TIME : 2:15.584		BEST LAP TIME : 2:16.159		DIFFERENCE : 0.575		
LAP	SECTOR 1	SECTOR 2	LAP TIME	MPH	DIFF	TIME OF DAY
1 -		45.553	2:22.699	74.89	6.540	17:25:15.695
2 -	1:31.634	<b>44.525</b>	<b>2:16.159 (1)</b>	<b>78.49</b>		<b>17:27:31.854</b>
3 -	<b>1:31.059</b>	45.215	2:16.274 (2)	78.43	0.115	17:29:48.128
4 -	1:32.108	44.989	2:17.097 (3)	77.95	0.938	17:32:05.225
5 -	1:33.437	45.323	2:18.760	77.02	2.601	17:34:23.985

P4 45 GPF Peter MOORE		Yamaha TZR 250 -				
IDEAL LAP TIME : 2:16.281		BEST LAP TIME : 2:16.501		DIFFERENCE : 0.220		
LAP	SECTOR 1	SECTOR 2	LAP TIME	MPH	DIFF	TIME OF DAY
1 -		45.452	2:25.402	73.50	8.901	17:25:18.398
2 -	1:31.443	<b>45.058</b>	<b>2:16.501 (1)</b>	<b>78.30</b>		<b>17:27:34.899</b>
3 -	1:32.138	45.424	2:17.562 (3)	77.69	1.061	17:29:52.461
4 -	<b>1:31.223</b>	47.768	2:18.991	76.89	2.490	17:32:11.452
5 -	1:31.360	45.870	2:17.230 (2)	77.88	0.729	17:34:28.682

P5 29 GPF Derek CRIPPS		Yamaha TZR - Kelly Cripps - Team FBR				
IDEAL LAP TIME : 2:17.006		BEST LAP TIME : 2:17.508		DIFFERENCE : 0.502		
LAP	SECTOR 1	SECTOR 2	LAP TIME	MPH	DIFF	TIME OF DAY
1 -		45.767	2:26.266	73.07	8.758	17:25:19.262
2 -	1:32.083	45.499	2:17.582 (2)	77.68	0.074	17:27:36.844
3 -	1:32.132	<b>45.376</b>	<b>2:17.508 (1)</b>	<b>77.72</b>		<b>17:29:54.352</b>
4 -	1:31.763	46.310	2:18.073	77.40	0.565	17:32:12.425
5 -	<b>1:31.630</b>	46.132	2:17.762 (3)	77.58	0.254	17:34:30.187

P6 4 GPF James SEATH		Aprilia RS250 - Ovenden Earthmoving				
IDEAL LAP TIME : 2:17.892		BEST LAP TIME : 2:17.892		DIFFERENCE : 0.000		
LAP	SECTOR 1	SECTOR 2	LAP TIME	MPH	DIFF	TIME OF DAY
1 -		46.872	2:25.468	73.47	7.576	17:25:18.464
2 -	1:33.098	46.219	2:19.317 (2)	76.71	1.425	17:27:37.781
3 -	<b>1:32.072</b>	<b>45.820</b>	<b>2:17.892 (1)</b>	<b>77.51</b>		<b>17:29:55.673</b>
4 -	1:32.629	47.507	2:20.136	76.26	2.244	17:32:15.809
5 -	1:32.848	47.216	2:20.064 (3)	76.30	2.172	17:34:35.873



# BMCRC - MRO Championships 2022 - Rnd 3 @ Snetterton 300

## Illuminate Design 250MZs & Blue Haze GPF

### RACE 16 - SECTOR ANALYSIS



SECTOR 1 = FL to I1, SECTOR 2 = I1 to FL, DIFF = Difference To Personal Best Lap, P = Crossed Finish Line in Pit Lane, D = Time Disallowed

P7 110 GPF Mark HAIGH		Aprilia RS250 - Chesterfield CarClinic/The Tuning Works				
IDEAL LAP TIME : 2:22.170		BEST LAP TIME : 2:22.430		DIFFERENCE : 0.260		
LAP	SECTOR 1	SECTOR 2	LAP TIME	MPH	DIFF	TIME OF DAY
1 -		<b>47.326</b>	2:27.840	72.29	5.410	17:25:20.836
2 -	1:37.057	48.256	2:25.313	73.55	2.883	17:27:46.149
3 -	1:35.760	47.985	2:23.745 (3)	74.35	1.315	17:30:09.894
4 -	1:35.755	47.518	2:23.273 (2)	74.59	0.843	17:32:33.167
5 -	<b>1:34.844</b>	47.586	<b>2:22.430 (1)</b>	<b>75.04</b>		<b>17:34:55.597</b>

P8 151 GPF Nick SMITH		Kawasaki KR-1S - Hi-Precision Engineering Ltd				
IDEAL LAP TIME : 2:23.627		BEST LAP TIME : 2:23.638		DIFFERENCE : 0.011		
LAP	SECTOR 1	SECTOR 2	LAP TIME	MPH	DIFF	TIME OF DAY
1 -		47.322	2:30.163	71.17	6.525	17:25:23.159
2 -	<b>1:36.426</b>	47.212	<b>2:23.638 (1)</b>	<b>74.40</b>		<b>17:27:46.797</b>
3 -	1:37.493	<b>47.201</b>	2:24.694 (3)	73.86	1.056	17:30:11.491
4 -	1:36.707	47.773	2:24.480 (2)	73.97	0.842	17:32:35.971
5 -	1:36.509	51.208	2:27.717	72.35	4.079	17:35:03.688

P9 114 GPF Steve DUNN		Honda NSR400 -				
IDEAL LAP TIME : 2:23.927		BEST LAP TIME : 2:24.795		DIFFERENCE : 0.868		
LAP	SECTOR 1	SECTOR 2	LAP TIME	MPH	DIFF	TIME OF DAY
1 -		48.436	2:33.495	69.63	8.700	17:25:26.491
2 -	1:36.502	48.491	2:24.993 (2)	73.71	0.198	17:27:51.484
3 -	<b>1:36.190</b>	48.605	<b>2:24.795 (1)</b>	<b>73.81</b>		<b>17:30:16.279</b>
4 -	1:37.328	48.089	2:25.417 (3)	73.49	0.622	17:32:41.696
5 -	1:37.844	<b>47.737</b>	2:25.581	73.41	0.786	17:35:07.277

P10 247 GPF Lee HEALEY		Suzuki VJ22 -				
IDEAL LAP TIME : 2:24.554		BEST LAP TIME : 2:24.554		DIFFERENCE : 0.000		
LAP	SECTOR 1	SECTOR 2	LAP TIME	MPH	DIFF	TIME OF DAY
1 -		48.225	2:32.045	70.29	7.491	17:25:25.041
2 -	<b>1:36.898</b>	<b>47.656</b>	<b>2:24.554 (1)</b>	<b>73.93</b>		<b>17:27:49.595</b>
3 -	1:37.392	48.683	2:26.075 (3)	73.16	1.521	17:30:15.670
4 -	1:37.292	48.129	2:25.421 (2)	73.49	0.867	17:32:41.091
5 -	1:37.626	48.597	2:26.223	73.09	1.669	17:35:07.314

P11 26 GPF Damian LEE		Yamaha TZR250 - Leed Autos				
IDEAL LAP TIME : 2:24.015		BEST LAP TIME : 2:24.494		DIFFERENCE : 0.479		
LAP	SECTOR 1	SECTOR 2	LAP TIME	MPH	DIFF	TIME OF DAY
1 -		48.860	2:32.441	70.11	7.947	17:25:25.437
2 -	1:38.787	49.394	2:28.181	72.12	3.687	17:27:53.618
3 -	<b>1:36.065</b>	48.467	2:24.532 (2)	73.94	0.038	17:30:18.150
4 -	1:37.268	<b>47.950</b>	2:25.218 (3)	73.60	0.724	17:32:43.368
5 -	1:36.359	48.135	<b>2:24.494 (1)</b>	<b>73.96</b>		<b>17:35:07.862</b>

P12 199 GPF Michael FROST		Yamaha TZR250 -				
IDEAL LAP TIME : 2:28.940		BEST LAP TIME : 2:28.940		DIFFERENCE : 0.000		
LAP	SECTOR 1	SECTOR 2	LAP TIME	MPH	DIFF	TIME OF DAY
1 -		52.106	2:40.994	66.38	12.054	17:25:33.990
2 -	1:43.484	49.591	2:33.075	69.82	4.135	17:28:07.065
3 -	1:40.102	49.584	2:29.686 (2)	71.40	0.746	17:30:36.751
4 -	1:41.193	49.344	2:30.537 (3)	70.99	1.597	17:33:07.288
5 -	<b>1:39.712</b>	<b>49.228</b>	<b>2:28.940 (1)</b>	<b>71.76</b>		<b>17:35:36.228</b>

# BMCRC - MRO Championships 2022 - Rnd 3 @ Snetterton 300

## Illuminate Design 250MZs & Blue Haze GPF

### RACE 16 - SECTOR ANALYSIS



SECTOR 1 = FL to I1, SECTOR 2 = I1 to FL, DIFF = Difference To Personal Best Lap, P = Crossed Finish Line in Pit Lane, D = Time Disallowed

P13 69		Alexander MANN		MZ TS 250 - HS RACING		
IDEAL LAP TIME : 2:22.922		BEST LAP TIME : 2:22.948		DIFFERENCE : 0.026		
LAP	SECTOR 1	SECTOR 2	LAP TIME	MPH	DIFF	TIME OF DAY
1 -		47.455	3:17.515	54.11	54.567	17:26:10.511
2 -	1:37.649	47.800	2:25.449	73.48	2.501	17:28:35.960
3 -	1:37.206	47.046	2:24.252 (3)	74.09	1.304	17:31:00.212
4 -	1:36.848	<b>46.500</b>	2:23.348 (2)	74.56	0.400	17:33:23.560
5 -	<b>1:36.422</b>	46.526	<b>2:22.948 (1)</b>	<b>74.76</b>		<b>17:35:46.508</b>

P14 81		Scott GRANT		MZ ETZ 250 - Katie, Mum and Dad		
IDEAL LAP TIME : 2:22.806		BEST LAP TIME : 2:23.161		DIFFERENCE : 0.355		
LAP	SECTOR 1	SECTOR 2	LAP TIME	MPH	DIFF	TIME OF DAY
1 -		47.750	3:19.220	53.64	56.059	17:26:12.216
2 -	1:37.102	47.732	2:24.834	73.79	1.673	17:28:37.050
3 -	1:36.458	47.605	2:24.063 (3)	74.19	0.902	17:31:01.113
4 -	1:36.309	<b>46.901</b>	2:23.210 (2)	74.63	0.049	17:33:24.323
5 -	<b>1:35.905</b>	47.256	<b>2:23.161 (1)</b>	<b>74.65</b>		<b>17:35:47.484</b>

P15 75		Peter WOODALL		MZ ETZ 250 - Online Lubricants		
IDEAL LAP TIME : 2:22.645		BEST LAP TIME : 2:22.645		DIFFERENCE : 0.000		
LAP	SECTOR 1	SECTOR 2	LAP TIME	MPH	DIFF	TIME OF DAY
1 -		47.943	3:19.311	53.62	56.666	17:26:12.307
2 -	1:36.218	48.268	2:24.486	73.97	1.841	17:28:36.793
3 -	1:36.765	47.667	2:24.432 (3)	74.00	1.787	17:31:01.225
4 -	<b>1:35.842</b>	<b>46.803</b>	<b>2:22.645 (1)</b>	<b>74.92</b>		<b>17:33:23.870</b>
5 -	1:36.140	47.507	2:23.647 (2)	74.40	1.002	17:35:47.517

P16 95		Christopher ROGERS		MZ ETZ 250 - CB Racing		
IDEAL LAP TIME : 2:22.673		BEST LAP TIME : 2:23.213		DIFFERENCE : 0.540		
LAP	SECTOR 1	SECTOR 2	LAP TIME	MPH	DIFF	TIME OF DAY
1 -		47.507	3:18.704	53.78	55.491	17:26:11.700
2 -	1:36.721	48.453	2:25.174	73.62	1.961	17:28:36.874
3 -	1:36.606	47.065	2:23.671 (2)	74.39	0.458	17:31:00.545
4 -	1:37.076	<b>46.972</b>	2:24.048 (3)	74.19	0.835	17:33:24.593
5 -	<b>1:35.701</b>	47.512	<b>2:23.213 (1)</b>	<b>74.63</b>		<b>17:35:47.806</b>

P17 85		Andrew WALES		MZ ETZ 250 - Illuminated Design LTD		
IDEAL LAP TIME : 2:24.096		BEST LAP TIME : 2:24.306		DIFFERENCE : 0.210		
LAP	SECTOR 1	SECTOR 2	LAP TIME	MPH	DIFF	TIME OF DAY
1 -		<b>47.507</b>	3:18.787	53.76	54.481	17:26:11.783
2 -	1:37.065	48.158	2:25.223 (2)	73.59	0.917	17:28:37.006
3 -	<b>1:36.589</b>	47.717	<b>2:24.306 (1)</b>	<b>74.06</b>		<b>17:31:01.312</b>
4 -	1:37.240	48.341	2:25.581 (3)	73.41	1.275	17:33:26.893
5 -	1:37.870	49.362	2:27.232	72.59	2.926	17:35:54.125

P18 167 GPF		Mark BAILEY		Yamaha TZR -		
IDEAL LAP TIME : 2:32.180		BEST LAP TIME : 2:32.180		DIFFERENCE : 0.000		
LAP	SECTOR 1	SECTOR 2	LAP TIME	MPH	DIFF	TIME OF DAY
1 -		51.799	2:39.939	66.82	7.759	17:25:32.935
2 -	<b>1:41.075</b>	<b>51.105</b>	<b>2:32.180 (1)</b>	<b>70.23</b>		<b>17:28:05.115</b>
3 -	1:43.373	51.975	2:35.348 (2)	68.80	3.168	17:30:40.463
4 -	1:43.301	53.806	2:37.107	68.03	4.927	17:33:17.570
5 -	1:45.082	51.952	2:37.034 (3)	68.06	4.854	17:35:54.604

# BMCRC - MRO Championships 2022 - Rnd 3 @ Snetterton 300

## Illuminate Design 250MZs & Blue Haze GPF

### RACE 16 - SECTOR ANALYSIS



SECTOR 1 = FL to I1, SECTOR 2 = I1 to FL, DIFF = Difference To Personal Best Lap, P = Crossed Finish Line in Pit Lane, D = Time Disallowed

P19 96		Chris KENT		MZ ETZ 250 - Powder House Coatings Ltd		
IDEAL LAP TIME : 2:26.693		BEST LAP TIME : 2:27.155		DIFFERENCE : 0.462		
LAP	SECTOR 1	SECTOR 2	LAP TIME	MPH	DIFF	TIME OF DAY
1 -		<b>48.133</b>	3:20.172	53.39	53.017	17:26:13.168
2 -	<b>1:38.560</b>	48.595	<b>2:27.155 (1)</b>	<b>72.63</b>		<b>17:28:40.323</b>
3 -	1:39.772	49.307	2:29.079 (2)	71.69	1.924	17:31:09.402
4 -	1:41.214	49.278	2:30.492	71.02	3.337	17:33:39.894
5 -	1:40.829	49.561	2:30.390 (3)	71.06	3.235	17:36:10.284

P20 9		Gary HOWLETT		MZ TS250 - HS Racing		
IDEAL LAP TIME : 2:29.708		BEST LAP TIME : 2:30.190		DIFFERENCE : 0.482		
LAP	SECTOR 1	SECTOR 2	LAP TIME	MPH	DIFF	TIME OF DAY
1 -		<b>48.681</b>	3:24.610	52.23	54.420	17:26:17.606
2 -	<b>1:41.027</b>	49.163	<b>2:30.190 (1)</b>	<b>71.16</b>		<b>17:28:47.796</b>
3 -	1:41.652	49.145	2:30.797 (2)	70.87	0.607	17:31:18.593
4 -	1:41.819	49.247	2:31.066 (3)	70.75	0.876	17:33:49.659
5 -	1:41.908	49.299	2:31.207	70.68	1.017	17:36:20.866

P21 32		John ASHMEAD		MZ ETZ 250 -		
IDEAL LAP TIME : 2:30.709		BEST LAP TIME : 2:31.001		DIFFERENCE : 0.292		
LAP	SECTOR 1	SECTOR 2	LAP TIME	MPH	DIFF	TIME OF DAY
1 -		<b>48.976</b>	3:24.508	52.26	53.507	17:26:17.504
2 -	<b>1:41.733</b>	49.268	<b>2:31.001 (1)</b>	<b>70.78</b>		<b>17:28:48.505</b>
3 -	1:45.170	49.407	2:34.577	69.14	3.576	17:31:23.082
4 -	1:44.299	50.036	2:34.335 (3)	69.25	3.334	17:33:57.417
5 -	1:43.761	49.436	2:33.197 (2)	69.76	2.196	17:36:30.614

P22 41		Gary WILLIAMS		MZ ETZ 250 -		
IDEAL LAP TIME : 2:33.854		BEST LAP TIME : 2:34.045		DIFFERENCE : 0.191		
LAP	SECTOR 1	SECTOR 2	LAP TIME	MPH	DIFF	TIME OF DAY
1 -		50.908	3:32.061	50.40	58.016	17:26:25.057
2 -	1:44.546	50.651	2:35.197	68.86	1.152	17:29:00.254
3 -	1:44.380	50.490	2:34.870 (3)	69.01	0.825	17:31:35.124
4 -	<b>1:43.445</b>	50.600	<b>2:34.045 (1)</b>	<b>69.38</b>		<b>17:34:09.169</b>
5 -	1:44.068	<b>50.409</b>	2:34.477 (2)	69.18	0.432	17:36:43.646

P23 59 R		Andrew WELTON		MZ ETZ250 - RE/MAX		
IDEAL LAP TIME : 2:34.484		BEST LAP TIME : 2:34.484		DIFFERENCE : 0.000		
LAP	SECTOR 1	SECTOR 2	LAP TIME	MPH	DIFF	TIME OF DAY
1 -		50.810	3:29.001	51.13	54.517	17:26:21.997
2 -	1:44.549	50.519	2:35.068 (2)	68.92	0.584	17:28:57.065
3 -	1:45.596	50.566	2:36.162 (3)	68.44	1.678	17:31:33.227
4 -	1:45.752	50.745	2:36.497	68.29	2.013	17:34:09.724
5 -	<b>1:44.304</b>	<b>50.180</b>	<b>2:34.484 (1)</b>	<b>69.18</b>		<b>17:36:44.208</b>

P24 56		Russell TURNER		MZ ETZ 250 - TT Racing		
IDEAL LAP TIME : 2:36.379		BEST LAP TIME : 2:36.379		DIFFERENCE : 0.000		
LAP	SECTOR 1	SECTOR 2	LAP TIME	MPH	DIFF	TIME OF DAY
1 -		52.774	3:36.126	49.45	59.747	17:26:29.122
2 -	1:46.702	53.572	2:40.274 (3)	66.68	3.895	17:29:09.396
3 -	1:44.758	52.725	2:37.483 (2)	67.86	1.104	17:31:46.879
4 -	<b>1:44.655</b>	<b>51.724</b>	<b>2:36.379 (1)</b>	<b>68.34</b>		<b>17:34:23.258</b>

# BMCRC - MRO Championships 2022 - Rnd 3 @ Snetterton 300

Illuminate Design 250MZs & Blue Haze GPF

## RACE 16 - SECTOR ANALYSIS



SECTOR 1 = FL to I1, SECTOR 2 = I1 to FL, DIFF = Difference To Personal Best Lap, P = Crossed Finish Line in Pit Lane, D = Time Disallowed

P25 5		Garry SAMETT		MZ TS 250 - smallmouse		
IDEAL LAP TIME : 2:37.436		BEST LAP TIME : 2:37.762		DIFFERENCE : 0.326		
LAP	SECTOR 1	SECTOR 2	LAP TIME	MPH	DIFF	TIME OF DAY
1 -		52.421	3:35.463	49.60	57.701	17:26:28.459
2 -	1:47.582	<b>51.950</b>	2:39.532 (3)	66.99	1.770	17:29:07.991
3 -	<b>1:45.486</b>	52.442	2:37.928 (2)	67.67	0.166	17:31:45.919
4 -	1:45.664	52.098	<b>2:37.762 (1)</b>	<b>67.74</b>		<b>17:34:23.681</b>

P26 22		Simon FINCH		MZ ETZ250 - BlueCloud Projects Ltd		
IDEAL LAP TIME : 2:36.073		BEST LAP TIME : 2:36.073		DIFFERENCE : 0.000		
LAP	SECTOR 1	SECTOR 2	LAP TIME	MPH	DIFF	TIME OF DAY
1 -		50.970	3:28.610	51.23	52.537	17:26:21.606
2 -	<b>1:45.538</b>	<b>50.535</b>	<b>2:36.073 (1)</b>	<b>68.48</b>		<b>17:28:57.679</b>
3 -	1:45.582	1:03.724	2:49.306 (3)	63.12	13.233	17:31:46.985
4 -	1:45.913	51.775	2:37.688 (2)	67.77	1.615	17:34:24.673

P27 66 R		Graeme LEWIS		MZ ETZ 250 -		
IDEAL LAP TIME : 2:39.185		BEST LAP TIME : 2:39.433		DIFFERENCE : 0.248		
LAP	SECTOR 1	SECTOR 2	LAP TIME	MPH	DIFF	TIME OF DAY
1 -		<b>52.201</b>	3:34.373	49.85	54.940	17:26:27.369
2 -	1:49.140	53.599	2:42.739 (2)	65.67	3.306	17:29:10.108
3 -	1:48.816	54.477	2:43.293 (3)	65.45	3.860	17:31:53.401
4 -	<b>1:46.984</b>	52.449	<b>2:39.433 (1)</b>	<b>67.03</b>		<b>17:34:32.834</b>

P28 3		Max MAUD		MZ ETZ 250 -		
IDEAL LAP TIME : 2:40.727		BEST LAP TIME : 2:42.880		DIFFERENCE : 2.153		
LAP	SECTOR 1	SECTOR 2	LAP TIME	MPH	DIFF	TIME OF DAY
1 -		<b>52.853</b>	3:35.371	49.62	52.491	17:26:28.367
2 -	1:48.065	54.815	<b>2:42.880 (1)</b>	<b>65.61</b>		<b>17:29:11.247</b>
3 -	<b>1:47.874</b>	55.194	2:43.068 (2)	65.54	0.188	17:31:54.315
4 -	1:49.069	55.473	2:44.542 (3)	64.95	1.662	17:34:38.857

P29 14		Andy MARKS		MZ ETZ 250 - Kingpin Components		
IDEAL LAP TIME : 2:40.254		BEST LAP TIME : 2:40.526		DIFFERENCE : 0.272		
LAP	SECTOR 1	SECTOR 2	LAP TIME	MPH	DIFF	TIME OF DAY
1 -		53.528	3:40.976	48.36	1:00.450	17:26:33.972
2 -	1:50.253	52.876	2:43.129 (3)	65.51	2.603	17:29:17.101
3 -	1:49.295	<b>52.855</b>	2:42.150 (2)	65.91	1.624	17:31:59.251
4 -	<b>1:47.399</b>	53.127	<b>2:40.526 (1)</b>	<b>66.58</b>		<b>17:34:39.777</b>

P30 46		Steve BRIGDEN		MZ ETZ 250 - Cylera - Healthcare IOT Security		
IDEAL LAP TIME : 2:46.483		BEST LAP TIME : 2:46.483		DIFFERENCE : 0.000		
LAP	SECTOR 1	SECTOR 2	LAP TIME	MPH	DIFF	TIME OF DAY
1 -		56.482	3:46.988	47.08	1:00.505	17:26:39.984
2 -	1:52.077	55.269	2:47.346 (2)	63.86	0.863	17:29:27.330
3 -	1:54.166	57.152	2:51.318 (3)	62.38	4.835	17:32:18.648
4 -	<b>1:51.426</b>	<b>55.057</b>	<b>2:46.483 (1)</b>	<b>64.19</b>		<b>17:35:05.131</b>

P31 63 R		Clive HILLIER		MZ ETZ 250 - Official MZ Airbag Test pilot		
IDEAL LAP TIME : 2:47.957		BEST LAP TIME : 2:49.031		DIFFERENCE : 1.074		
LAP	SECTOR 1	SECTOR 2	LAP TIME	MPH	DIFF	TIME OF DAY
1 -		<b>55.351</b>	3:42.603	48.01	53.572	17:26:35.599
2 -	1:52.773	57.429	2:50.202 (2)	62.79	1.171	17:29:25.801
3 -	1:55.569	56.374	2:51.943 (3)	62.16	2.912	17:32:17.744
4 -	<b>1:52.606</b>	56.425	<b>2:49.031 (1)</b>	<b>63.23</b>		<b>17:35:06.775</b>

# BMCRC - MRO Championships 2022 - Rnd 3 @ Snetterton 300

Illuminate Design 250MZs & Blue Haze GPF

## RACE 16 - SECTOR ANALYSIS



SECTOR 1 = FL to I1, SECTOR 2 = I1 to FL, DIFF = Difference To Personal Best Lap, P = Crossed Finish Line in Pit Lane, D = Time Disallowed

<b>P32 6 Paul ANSELL</b>		MZ ETZ 250 -				
IDEAL LAP TIME : 2:47.913		BEST LAP TIME : 2:47.913				
		DIFFERENCE : 0.000				
LAP	SECTOR 1	SECTOR 2	LAP TIME	MPH	DIFF	TIME OF DAY
1 -		56.655	3:46.322	47.22	58.409	17:26:39.318
2 -	1:52.590	56.426	2:49.016 (2)	63.23	1.103	17:29:28.334
3 -	1:53.563	57.603	2:51.166 (3)	62.44	3.253	17:32:19.500
4 -	<b>1:51.908</b>	<b>56.005</b>	<b>2:47.913 (1)</b>	<b>63.65</b>		<b>17:35:07.413</b>

<b>P33 24 R Tony PARKER</b>		MZ ETZ 250 -				
IDEAL LAP TIME : 2:47.893		BEST LAP TIME : 2:47.893				
		DIFFERENCE : 0.000				
LAP	SECTOR 1	SECTOR 2	LAP TIME	MPH	DIFF	TIME OF DAY
1 -		55.764	3:47.547	46.97	59.654	17:26:40.543
2 -	1:52.894	56.686	2:49.580 (2)	63.02	1.687	17:29:30.123
3 -	1:53.769	55.871	2:49.640 (3)	63.00	1.747	17:32:19.763
4 -	<b>1:52.679</b>	<b>55.214</b>	<b>2:47.893 (1)</b>	<b>63.66</b>		<b>17:35:07.656</b>

<b>P34 30 GPF Dan NEMATI</b>		Yamaha TZR 250 -				
IDEAL LAP TIME : 2:25.528		BEST LAP TIME : 2:25.767				
		DIFFERENCE : 0.239				
LAP	SECTOR 1	SECTOR 2	LAP TIME	MPH	DIFF	TIME OF DAY
1 -		48.600	2:35.291	68.82	9.524	17:25:28.287
2 -	1:38.098	<b>48.550</b>	2:26.648 (2)	72.88	0.881	17:27:54.935
3 -	<b>1:36.978</b>	48.789	<b>2:25.767 (1)</b>	<b>73.32</b>		<b>17:30:20.702</b>
4 -	1:37.911	53.481	2:31.392 (3)	70.59	5.625	17:32:52.094

# BMCRC - MRO Championships 2022 - Rnd 3 @ Snetterton 300

## Illuminate Design 250MZs & Blue Haze GPF

### RACE 16 - BEST SECTORS

SECTOR 1				SECTOR 2				IDEAL / BEST COMPARISON				
POS	NO	NAME	TIME	NO	NAME	TIME	POS	NO	NAME	IDEAL	BEST	DIFF
									<b>PERFECT LAP</b>	<b>2:13.645</b>		
1	141	ABRAHAM	1:29.534	141	ABRAHAM	44.111	1	141	ABRAHAM	2:13.645	2:13.760	0.115
2	127	HAYWARD	1:30.123	127	HAYWARD	44.280	2	127	HAYWARD	2:14.403	2:14.987	0.584
3	28	McCARTER	1:31.059	28	McCARTER	44.525	3	28	McCARTER	2:15.584	2:16.159	0.575
4	45	MOORE	1:31.223	45	MOORE	45.058	4	45	MOORE	2:16.281	2:16.501	0.220
5	29	CRIPPS	1:31.630	29	CRIPPS	45.376	5	29	CRIPPS	2:17.006	2:17.508	0.502
6	4	SEATH	1:32.072	4	SEATH	45.820	6	4	SEATH	2:17.892	2:17.892	0.000
7	110	HAIGH	1:34.844	69	MANN	46.500	7	110	HAIGH	2:22.170	2:22.430	0.260
8	95	ROGERS	1:35.701	75	WOODALL	46.803	8	75	WOODALL	2:22.645	2:22.645	0.000
9	75	WOODALL	1:35.842	81	GRANT	46.901	9	95	ROGERS	2:22.673	2:23.213	0.540
10	81	GRANT	1:35.905	95	ROGERS	46.972	10	81	GRANT	2:22.806	2:23.161	0.355
11	26	LEE	1:36.065	151	SMITH	47.201	11	69	MANN	2:22.922	2:22.948	0.026
12	114	DUNN	1:36.190	110	HAIGH	47.326	12	151	SMITH	2:23.627	2:23.638	0.011
13	69	MANN	1:36.422	85	WALES	47.507	13	114	DUNN	2:23.927	2:24.795	0.868
14	151	SMITH	1:36.426	247	HEALEY	47.656	14	26	LEE	2:24.015	2:24.494	0.479
15	85	WALES	1:36.589	114	DUNN	47.737	15	85	WALES	2:24.096	2:24.306	0.210
16	247	HEALEY	1:36.898	26	LEE	47.950	16	247	HEALEY	2:24.554	2:24.554	0.000
17	30	NEMATI	1:36.978	96	KENT	48.133	17	30	NEMATI	2:25.528	2:25.767	0.239
18	96	KENT	1:38.560	30	NEMATI	48.550	18	96	KENT	2:26.693	2:27.155	0.462
19	199	FROST	1:39.712	9	HOWLETT	48.681	19	199	FROST	2:28.940	2:28.940	0.000
20	9	HOWLETT	1:41.027	32	ASHMEAD	48.976	20	9	HOWLETT	2:29.708	2:30.190	0.482
21	167	BAILEY	1:41.075	199	FROST	49.228	21	32	ASHMEAD	2:30.709	2:31.001	0.292
22	32	ASHMEAD	1:41.733	59	WELTON	50.180	22	167	BAILEY	2:32.180	2:32.180	0.000
23	41	WILLIAMS	1:43.445	41	WILLIAMS	50.409	23	41	WILLIAMS	2:33.854	2:34.045	0.191
24	59	WELTON	1:44.304	22	FINCH	50.535	24	59	WELTON	2:34.484	2:34.484	0.000
25	56	TURNER	1:44.655	167	BAILEY	51.105	25	22	FINCH	2:36.073	2:36.073	0.000
26	5	SAMETT	1:45.486	56	TURNER	51.724	26	56	TURNER	2:36.379	2:36.379	0.000
27	22	FINCH	1:45.538	5	SAMETT	51.950	27	5	SAMETT	2:37.436	2:37.762	0.326
28	66	LEWIS	1:46.984	66	LEWIS	52.201	28	66	LEWIS	2:39.185	2:39.433	0.248
29	14	MARKS	1:47.399	3	MAUD	52.853	29	14	MARKS	2:40.254	2:40.526	0.272
30	3	MAUD	1:47.874	14	MARKS	52.855	30	3	MAUD	2:40.727	2:42.880	2.153
31	46	BRIGDEN	1:51.426	46	BRIGDEN	55.057	31	46	BRIGDEN	2:46.483	2:46.483	0.000
32	6	ANSELL	1:51.908	24	PARKER	55.214	32	24	PARKER	2:47.893	2:47.893	0.000
33	63	HILLIER	1:52.606	63	HILLIER	55.351	33	6	ANSELL	2:47.913	2:47.913	0.000
34	24	PARKER	1:52.679	6	ANSELL	56.005	34	63	HILLIER	2:47.957	2:49.031	1.074
35												

# BMCRC - MRO Championships 2022 - Rnd 3 @ Snetterton 300

## Illuminate Design 250MZs & Blue Haze GPF

### RACE 16 - STATISTICS

**Competitors Started** 34  
**Planned Start** 2022-05-07 @ 17:25:00.000  
**Actual Start** 2022-05-07 @ 17:22:52.995  
**Finish Time** 2022-05-07 @ 17:34:15.933  
**Track Length** 2.9689mi.  
**Total Laps** 159  
**Total Distance Covered** 472.0569mi.

#### Session Fastest Lap History

NO	CL	NAME	LAP TIME	TIME OF DAY	LAP	VEHICLE
127	GPF	Richard HAYWARD	2:15.715	17:27:30.059	2	Yamaha TZR
141	GPF	David ABRAHAM	2:15.144	17:27:30.830	2	Suzuki RG570
141	GPF	David ABRAHAM	2:13.760	17:29:44.590	3	Suzuki RG570

#### Session Leader History

NO	CL	NAME	FROM LAP	LAPS LED	DISTANCE	VEHICLE
127	GPF	Richard HAYWARD	1	2	5.93 miles	Yamaha TZR
141	GPF	David ABRAHAM	3	2	5.93 miles	Suzuki RG570
127	GPF	Richard HAYWARD	5	1	2.96 miles	Yamaha TZR

#### Flag History

TYPE	TIME OF DAY
GREEN	17:22:52.995
FINISH	17:34:15.933

#### Flag Statistics

TYPE	COUNT	TOTAL LAPS	TOTAL TIME
Green	1	5	14:01.378
Red	0	0	0.000
Safety Car	0	0	0.000
FCY	0	0	0.000

# BMCRC - MRO Championships 2022 - Rnd 3 @ Snetterton 300

## Illuminate Design 250MZs & Blue Haze GPF

### RACE 16 - STATISTICS

CLASS :

16 Starters

#### Fastest Lap History

NO	NAME	LAP TIME	TIME OF DAY	LAP	VEHICLE
69	Alexander MANN	2:25.449	17:28:35.986	2	MZ TS 250
75	Peter WOODALL	2:24.486	17:28:36.818	2	MZ ETZ 250
69	Alexander MANN	2:24.252	17:31:00.239	3	MZ TS 250
95	Christopher ROGERS	2:23.671	17:31:00.570	3	MZ ETZ 250
69	Alexander MANN	2:23.348	17:33:23.586	4	MZ TS 250
75	Peter WOODALL	2:22.645	17:33:23.895	4	MZ ETZ 250

#### Leader History

NO	NAME	FROM LAP	LAPS LED	DISTANCE	VEHICLE
69	Alexander MANN	1	5	14.84 miles	MZ TS 250



# BMCRC - MRO Championships 2022 - Rnd 3 @ Snetterton 300

Illuminate Design 250MZs & Blue Haze GPF

## RACE 16 - STATISTICS

**CLASS : R**

4 Starters

### Fastest Lap History

NO	NAME	LAP TIME	TIME OF DAY	LAP	VEHICLE
59	Andrew WELTON	<b>2:35.068</b>	17:28:57.093	2	MZ ETZ250
59	Andrew WELTON	<b>2:34.484</b>	17:36:44.236	5	MZ ETZ250

### Leader History

NO	NAME	FROM LAP	LAPS LED	DISTANCE	VEHICLE
59	Andrew WELTON	1	5	14.84 miles	MZ ETZ250

# BMCRC - MRO Championships 2022 - Rnd 3 @ Snetterton 300

Illuminate Design 250MZs & Blue Haze GPF

## RACE 16 - STATISTICS

CLASS : GPF

14 Starters

### Fastest Lap History

NO	NAME	LAP TIME	TIME OF DAY	LAP	VEHICLE
127	Richard HAYWARD	2:15.715	17:27:30.059	2	Yamaha TZR
141	David ABRAHAM	2:15.144	17:27:30.830	2	Suzuki RG570
141	David ABRAHAM	2:13.760	17:29:44.590	3	Suzuki RG570

### Leader History

NO	NAME	FROM LAP	LAPS LED	DISTANCE	VEHICLE
127	Richard HAYWARD	1	2	5.93 miles	Yamaha TZR
141	David ABRAHAM	3	2	5.93 miles	Suzuki RG570
127	Richard HAYWARD	5	1	2.96 miles	Yamaha TZR

**BMCRC - MRO Championships 2022 - Rnd 3 @ Snetterton 300**

**Illuminate Design 250MZs & Blue Haze GPF**

**RACE 6 - GRID (7 Laps)**



ROW 14	42	74	Paul WHITBY	2:32.180	41	167	Mark BAILEY	2:28.940	40	199	Michael FROST	
ROW 13				2:25.767	39	30	Dan NEMATI	2:24.795	38	114	Steve DUNN	2:24.554
ROW 12				2:24.494	36	26	Damian LEE	2:23.638	35	151	Nick SMITH	2:22.430
ROW 11				2:17.892	33	4	James SEATH	2:17.508	32	29	Derek CRIPPS	2:16.501
ROW 10				2:16.159	30	28	Liam McCARTER	2:14.987	29	127	Richard HAYWARD	2:13.760
ROW 9					27				26			
ROW 8					24				23	23	Paul MAGRATH	
ROW 7					21	13	Gordon RYAN	2:49.031	20	63	Clive HILLIER	2:47.913
ROW 6				2:47.893	18	24	Tony PARKER	2:46.483	17	46	Steve BRIGDEN	2:42.880
ROW 5				2:40.526	15	14	Andy MARKS	2:39.433	14	66	Graeme LEWIS	2:37.762
ROW 4				2:36.379	12	56	Russell TURNER	2:36.073	11	22	Simon FINCH	2:34.484
ROW 3				2:34.045	9	41	Gary WILLIAMS	2:31.001	8	32	John ASHMEAD	2:30.190
ROW 2				2:27.155	6	96	Chris KENT	2:24.306	5	85	Andrew WALES	2:23.213
ROW 1				2:23.161	3	81	Scott GRANT	2:22.948	2	69	Alexander MANN	2:22.645
									1	75	Peter WOODALL	<b>Pole</b>

Snetterton 300: 2.9689 miles

These results are provisional until the conclusion of any judicial and technical matters.

Clerk Of Course :	Stewards :	Timekeeper : Craig Smith
-------------------	------------	--------------------------

Results can be found at [www.tsl-timing.com](http://www.tsl-timing.com)

Printed - 17:40 Saturday, 07 May 2022



**BMCRC - MRO Championships 2022 - Rnd 3 @ Snetterton 300**

**Illuminate Design 250MZs & Blue Haze GPF**

**RACE 6 - CLASSIFICATION**



POS	NO	CL	PIC NAME	ENTRY	LAPS	TIME	GAP	DIFF	MPH	BEST	ON
1	141	GPF	1 David ABRAHAM	Suzuki RG570 - Cambridge Motorcycles	7	16:48.060			74.21	2:12.699	6
2	81		1 Scott GRANT	MZ ETZ 250 - Katie, Mum and Dad	7	16:48.093	0.033	0.033	74.21	2:22.244	7
3	95		2 Christopher ROGERS	MZ ETZ 250 - CB Racing	7	16:48.094	0.034	0.001	74.21	2:21.650	7
4	69		3 Alexander MANN	MZ TS 250 - HS RACING	7	16:48.619	0.559	0.525	74.17	2:21.763	6
5	75		4 Peter WOODALL	MZ ETZ 250 - Online Lubricants	7	16:48.704	0.644	0.085	74.17	2:21.659	6
6	96		5 Chris KENT	MZ ETZ 250 - Powder House Coatings Ltd	7	16:58.270	10.210	9.566	73.47	2:22.445	4
7	45	GPF	2 Peter MOORE	Yamaha TZR 250 -	7	17:01.359	13.299	3.089	73.25	2:14.192	7
8	28	GPF	3 Liam McCARTER	Suzuki GSXR 750 - Katie McCarter	7	17:02.801	14.741	1.442	73.14	2:14.383	7
9	127	GPF	4 Richard HAYWARD	Yamaha TZR - Hazel Motors/ Gforce	7	17:03.005	14.945	0.204	73.13	2:14.870	7
10	4	GPF	5 James SEATH	Aprilia RS250 - Ovenden Earthmoving	7	17:12.658	24.598	9.653	72.45	2:16.542	6
11	29	GPF	6 Derek CRIPPS	Yamaha TZR - Kelly Cripps - Team FBR	7	17:12.863	24.803	0.205	72.43	2:16.394	5
12	9		6 Gary HOWLETT	MZ TS250 - HS Racing	7	17:29.031	40.971	16.168	71.31	2:25.877	7
13	32		7 John ASHMEAD	MZ ETZ 250 -	7	17:29.727	41.667	0.696	71.27	2:27.550	7
14	70	GPF	7 Andrew BURSCOUGH	Yamaha YPVS 350 - Apollo/Merlin/Abbey/Martianiur	7	17:43.153	55.093	13.426	70.37	2:20.755	2
15	110	GPF	8 Mark HAIGH	Aprilia RS250 - Chesterfield CarClinic/The Tuning W	7	17:43.320	55.260	0.167	70.36	2:20.733	7
16	26	GPF	9 Damian LEE	Yamaha TZR250 - Leed Autos	7	17:44.257	56.197	0.937	70.29	2:19.864	7
17	247	GPF	10 Lee HEALEY	Suzuki VJ22 -	7	17:51.193	1:03.133	6.936	69.84	2:21.512	4
18	59	R	1 Andrew WELTON	MZ ETZ250 - RE/MAX	7	17:55.000	1:06.940	3.807	69.59	2:31.161	7
19	22		8 Simon FINCH	MZ ETZ250 - BlueCloud Projects Ltd	7	18:03.695	1:15.635	8.695	69.03	2:31.844	7
20	41		9 Gary WILLIAMS	MZ ETZ 250 -	7	18:03.730	1:15.670	0.035	69.03	2:32.419	7
21	56		10 Russell TURNER	MZ ETZ 250 - TT Racing	7	18:19.616	1:31.556	15.886	68.03	2:34.541	2
22	5		11 Garry SAMETT	MZ TS 250 - smallmouse	7	18:20.197	1:32.137	0.581	68.00	2:34.632	7
23	14		12 Andy MARKS	MZ ETZ 250 - Kingpin Components	7	18:24.425	1:36.365	4.228	67.74	2:35.083	5
24	3		13 Max MAUD	MZ ETZ 250 -	7	18:29.885	1:41.825	5.460	67.40	2:35.867	4
25	311	GPF	11 Dan NEMATI	Yamaha TZR 250 -	7	18:32.361	1:44.301	2.476	67.25	2:27.976	3
26	66	R	2 Graeme LEWIS	MZ ETZ 250 -	7	18:32.792	1:44.732	0.431	67.23	2:36.143	2
27	199	GPF	12 Michael FROST	Yamaha TZR250 -	7	18:44.008	1:55.948	11.216	66.56	2:27.693	6
28	167	GPF	13 Mark BAILEY	Yamaha TZR -	7	19:13.434	2:25.374	29.426	64.86	2:32.646	2
29	63	R	3 Clive HILLIER	MZ ETZ 250 - Official MZ Airbag Test pilot	7	19:28.893	2:40.833	15.459	64.00	2:43.836	2
30	46		14 Steve BRIGDEN	MZ ETZ 250 - Cylera - Healthcare IOT Security	6	17:16.095	1 Lap	1 Lap	61.89	2:50.677	3

NOT CLASSIFIED

DNF	85		Andrew WALES	MZ ETZ 250 - Illuminated Design LTD	6	14:26.141	1 Lap		74.03	2:21.560	6
DNF	13	R	Gordon RYAN	MZ ETZ 250 - Prism Work Psychology	6	15:34.130	1 Lap	1:07.989	68.65	2:32.253	5
DNF	114	GPF	Steve DUNN	Honda NSR400 -	3	8:27.248	4 Laps	3 Laps	63.21	2:23.778	2
DNF	151	GPF	Nick SMITH	Kawasaki KR-1S - Hi-Precision Engineering Ltd	0						

FASTEST LAP

141	GPF	David ABRAHAM	Suzuki RG570 - Cambridge Motorcycles	6	2:12.699	80.54 mph	129.62 kph
85		Andrew WALES	MZ ETZ 250 - Illuminated Design LTD	6	2:21.560	75.50 mph	121.50 kph
59	R	Andrew WELTON	MZ ETZ250 - RE/MAX	7	2:31.161	70.70 mph	113.79 kph

Class GPF - 92.5% of Race Speed = 68.64 mph

Class - 92.5% of Race Speed = 68.64 mph

Class R - 92.5% of Race Speed = 64.37 mph

Race Distance: 7 Laps / 20.78 miles

Snetterton 300: 2.9689 miles

Date: 08/05/2022 Start: 11:22 Finish: 11:38

Weather / Track : Bright / Dry

These results are provisional until the conclusion of any judicial and technical matters.

Clerk Of Course :	Stewards :	Timekeeper : Craig Smith
-------------------	------------	--------------------------

Results can be found at [www.tsl-timing.com](http://www.tsl-timing.com)

Printed - 11:44 Sunday, 08 May 2022





# BMCRC - MRO Championships 2022 - Rnd 3 @ Snetterton 300

Illuminate Design 250MZs & Blue Haze GPF

## RACE 6 - SECTOR ANALYSIS



SECTOR 1 = FL to I1, SECTOR 2 = I1 to FL, DIFF = Difference To Personal Best Lap, P = Crossed Finish Line in Pit Lane, D = Time Disallowed

P1 141 GPF		David ABRAHAM		Suzuki RG570 - Cambridge Motorcycles		
IDEAL LAP TIME : 2:12.699		BEST LAP TIME : 2:12.699		DIFFERENCE : 0.000		
LAP	SECTOR 1	SECTOR 2	LAP TIME	MPH	DIFF	TIME OF DAY
1 -		44.727	3:24.129	52.35	1:11.430	11:25:33.769
2 -	1:29.231	44.464	2:13.695	79.94	0.996	11:27:47.464
3 -	1:29.193	44.475	2:13.668 (3)	79.95	0.969	11:30:01.132
4 -	1:29.178	44.090	2:13.268 (2)	80.19	0.569	11:32:14.400
5 -	1:29.672	44.951	2:14.623	79.39	1.924	11:34:29.023
6 -	<b>1:28.881</b>	<b>43.818</b>	<b>2:12.699 (1)</b>	<b>80.54</b>		<b>11:36:41.722</b>
7 -	1:30.253	45.725	2:15.978	78.60	3.279	11:38:57.700

P2 81		Scott GRANT		MZ ETZ 250 - Katie, Mum and Dad		
IDEAL LAP TIME : 2:22.017		BEST LAP TIME : 2:22.244		DIFFERENCE : 0.227		
LAP	SECTOR 1	SECTOR 2	LAP TIME	MPH	DIFF	TIME OF DAY
1 -		48.016	2:30.779	70.88	8.535	11:24:40.419
2 -	1:36.012	47.482	2:23.494	74.48	1.250	11:27:03.913
3 -	1:35.869	47.277	2:23.146	74.66	0.902	11:29:27.059
4 -	1:35.731	46.888	2:22.619 (3)	74.94	0.375	11:31:49.678
5 -	1:36.340	46.966	2:23.306	74.58	1.062	11:34:12.984
6 -	<b>1:35.414</b>	47.091	2:22.505 (2)	75.00	0.261	11:36:35.489
7 -	1:35.641	<b>46.603</b>	<b>2:22.244 (1)</b>	<b>75.13</b>		<b>11:38:57.733</b>

P3 95		Christopher ROGERS		MZ ETZ 250 - CB Racing		
IDEAL LAP TIME : 2:21.279		BEST LAP TIME : 2:21.650		DIFFERENCE : 0.371		
LAP	SECTOR 1	SECTOR 2	LAP TIME	MPH	DIFF	TIME OF DAY
1 -		47.520	2:30.739	70.90	9.089	11:24:40.379
2 -	1:36.708	47.657	2:24.365	74.03	2.715	11:27:04.744
3 -	1:35.844	47.211	2:23.055	74.71	1.405	11:29:27.799
4 -	1:35.743	47.600	2:23.343	74.56	1.693	11:31:51.142
5 -	1:35.450	47.311	2:22.761 (3)	74.86	1.111	11:34:13.903
6 -	1:35.885	<b>46.296</b>	2:22.181 (2)	75.17	0.531	11:36:36.084
7 -	<b>1:34.983</b>	46.667	<b>2:21.650 (1)</b>	<b>75.45</b>		<b>11:38:57.734</b>

P4 69		Alexander MANN		MZ TS 250 - HS RACING		
IDEAL LAP TIME : 2:21.763		BEST LAP TIME : 2:21.763		DIFFERENCE : 0.000		
LAP	SECTOR 1	SECTOR 2	LAP TIME	MPH	DIFF	TIME OF DAY
1 -		48.385	2:31.218	70.67	9.455	11:24:40.858
2 -	1:36.326	46.814	2:23.140	74.66	1.377	11:27:03.998
3 -	1:35.848	47.131	2:22.979 (2)	74.75	1.216	11:29:26.977
4 -	1:35.952	47.565	2:23.517	74.47	1.754	11:31:50.494
5 -	1:35.677	47.316	2:22.993 (3)	74.74	1.230	11:34:13.487
6 -	<b>1:35.069</b>	<b>46.694</b>	<b>2:21.763 (1)</b>	<b>75.39</b>		<b>11:36:35.250</b>
7 -	1:35.910	47.099	2:23.009	74.73	1.246	11:38:58.259

P5 75		Peter WOODALL		MZ ETZ 250 - Online Lubricants		
IDEAL LAP TIME : 2:21.659		BEST LAP TIME : 2:21.659		DIFFERENCE : 0.000		
LAP	SECTOR 1	SECTOR 2	LAP TIME	MPH	DIFF	TIME OF DAY
1 -		47.334	2:30.240	71.13	8.581	11:24:39.880
2 -	1:36.684	47.409	2:24.093	74.17	2.434	11:27:03.973
3 -	1:36.001	47.202	2:23.203	74.63	1.544	11:29:27.176
4 -	1:35.492	47.101	2:22.593 (2)	74.95	0.934	11:31:49.769
5 -	1:36.512	47.392	2:23.904	74.27	2.245	11:34:13.673
6 -	<b>1:34.622</b>	<b>47.037</b>	<b>2:21.659 (1)</b>	<b>75.44</b>		<b>11:36:35.332</b>
7 -	1:35.895	47.117	2:23.012 (3)	74.73	1.353	11:38:58.344

# BMCRC - MRO Championships 2022 - Rnd 3 @ Snetterton 300

Illuminate Design 250MZs & Blue Haze GPF

## RACE 6 - SECTOR ANALYSIS



SECTOR 1 = FL to I1, SECTOR 2 = I1 to FL, DIFF = Difference To Personal Best Lap, P = Crossed Finish Line in Pit Lane, D = Time Disallowed

<b>P6 96 Chris KENT</b>		MZ ETZ 250 - Powder House Coatings Ltd				
IDEAL LAP TIME : 2:22.445		BEST LAP TIME : 2:22.445		DIFFERENCE : 0.000		
LAP	SECTOR 1	SECTOR 2	LAP TIME	MPH	DIFF	TIME OF DAY
1 -		47.785	2:31.581	70.51	9.136	11:24:41.221
2 -	1:36.432	47.296	2:23.728 (3)	74.36	1.283	11:27:04.949
3 -	1:36.071	47.207	2:23.278 (2)	74.59	0.833	11:29:28.227
<b>4 -</b>	<b>1:35.291</b>	<b>47.154</b>	<b>2:22.445 (1)</b>	<b>75.03</b>		<b>11:31:50.672</b>
5 -	1:36.856	47.174	2:24.030	74.20	1.585	11:34:14.702
6 -	1:37.389	47.781	2:25.170	73.62	2.725	11:36:39.872
7 -	1:39.264	48.774	2:28.038	72.19	5.593	11:39:07.910

<b>P7 45 GPF Peter MOORE</b>		Yamaha TZR 250 -				
IDEAL LAP TIME : 2:13.926		BEST LAP TIME : 2:14.192		DIFFERENCE : 0.266		
LAP	SECTOR 1	SECTOR 2	LAP TIME	MPH	DIFF	TIME OF DAY
1 -		45.703	3:27.166	51.59	1:12.974	11:25:36.806
2 -	<b>1:29.741</b>	45.013	2:14.754 (2)	79.31	0.562	11:27:51.560
3 -	1:30.333	45.368	2:15.701	78.76	1.509	11:30:07.261
4 -	1:33.122	45.378	2:18.500	77.17	4.308	11:32:25.761
5 -	1:30.477	45.587	2:16.064	78.55	1.872	11:34:41.825
6 -	1:30.797	<b>44.185</b>	2:14.982 (3)	79.18	0.790	11:36:56.807
7 -	1:29.826	44.366	<b>2:14.192 (1)</b>	<b>79.64</b>		<b>11:39:10.999</b>

<b>P8 28 GPF Liam McCARTER</b>		Suzuki GSXR 750 - Katie McCarter				
IDEAL LAP TIME : 2:14.383		BEST LAP TIME : 2:14.383		DIFFERENCE : 0.000		
LAP	SECTOR 1	SECTOR 2	LAP TIME	MPH	DIFF	TIME OF DAY
1 -		45.346	3:27.552	51.49	1:13.169	11:25:37.192
2 -	1:30.606	45.257	2:15.863	78.66	1.480	11:27:53.055
3 -	1:30.886	44.666	2:15.552 (3)	78.84	1.169	11:30:08.607
4 -	1:32.493	45.320	2:17.813	77.55	3.430	11:32:26.420
5 -	1:30.619	45.599	2:16.218	78.46	1.835	11:34:42.638
6 -	1:30.775	44.645	2:15.420 (2)	78.92	1.037	11:36:58.058
7 -	<b>1:30.292</b>	<b>44.091</b>	<b>2:14.383 (1)</b>	<b>79.53</b>		<b>11:39:12.441</b>

<b>P9 127 GPF Richard HAYWARD</b>		Yamaha TZR - Hazel Motors/ Gforce				
IDEAL LAP TIME : 2:14.793		BEST LAP TIME : 2:14.870		DIFFERENCE : 0.077		
LAP	SECTOR 1	SECTOR 2	LAP TIME	MPH	DIFF	TIME OF DAY
1 -		<b>44.726</b>	3:25.197	52.08	1:10.327	11:25:34.837
2 -	1:30.147	45.399	2:15.546 (2)	78.85	0.676	11:27:50.383
3 -	1:30.444	46.413	2:16.857	78.09	1.987	11:30:07.240
4 -	1:32.273	45.589	2:17.862	77.52	2.992	11:32:25.102
5 -	1:30.931	45.453	2:16.384	78.36	1.514	11:34:41.486
6 -	1:31.253	45.036	2:16.289 (3)	78.42	1.419	11:36:57.775
7 -	<b>1:30.067</b>	44.803	<b>2:14.870 (1)</b>	<b>79.24</b>		<b>11:39:12.645</b>

<b>P10 4 GPF James SEATH</b>		Aprilia RS250 - Ovenden Earthmoving				
IDEAL LAP TIME : 2:16.067		BEST LAP TIME : 2:16.542		DIFFERENCE : 0.475		
LAP	SECTOR 1	SECTOR 2	LAP TIME	MPH	DIFF	TIME OF DAY
1 -		45.469	3:28.075	51.36	1:11.533	11:25:37.715
2 -	1:31.333	45.589	2:16.922	78.05	0.380	11:27:54.637
3 -	1:32.017	45.383	2:17.400	77.78	0.858	11:30:12.037
4 -	1:32.830	47.252	2:20.082	76.29	3.540	11:32:32.119
5 -	1:31.121	45.722	2:16.843 (3)	78.10	0.301	11:34:48.962
<b>6 -</b>	<b>1:31.548</b>	<b>44.994</b>	<b>2:16.542 (1)</b>	<b>78.27</b>		<b>11:37:05.504</b>
7 -	<b>1:31.073</b>	45.721	2:16.794 (2)	78.13	0.252	11:39:22.298

# BMCRC - MRO Championships 2022 - Rnd 3 @ Snetterton 300

## Illuminate Design 250MZs & Blue Haze GPF

### RACE 6 - SECTOR ANALYSIS



SECTOR 1 = FL to I1, SECTOR 2 = I1 to FL, DIFF = Difference To Personal Best Lap, P = Crossed Finish Line in Pit Lane, D = Time Disallowed

P11 29 GPF		Derek CRIPPS		Yamaha TZR - Kelly Cripps - Team FBR		
IDEAL LAP TIME : 2:15.593		BEST LAP TIME : 2:16.394		DIFFERENCE : 0.801		
LAP	SECTOR 1	SECTOR 2	LAP TIME	MPH	DIFF	TIME OF DAY
1 -		45.698	3:30.651	50.73	1:14.257	11:25:40.291
2 -	1:31.904	<b>44.878</b>	2:16.782 (3)	78.13	0.388	11:27:57.073
3 -	1:32.206	44.928	2:17.134	77.93	0.740	11:30:14.207
4 -	1:32.589	46.023	2:18.612	77.10	2.218	11:32:32.819
5 -	1:31.402	44.992	<b>2:16.394 (1)</b>	<b>78.36</b>		<b>11:34:49.213</b>
6 -	1:31.549	45.326	2:16.875	78.08	0.481	11:37:06.088
7 -	<b>1:30.715</b>	45.700	2:16.415 (2)	78.34	0.021	11:39:22.503

P12 9		Gary HOWLETT		MZ TS250 - HS Racing		
IDEAL LAP TIME : 2:25.853		BEST LAP TIME : 2:25.877		DIFFERENCE : 0.024		
LAP	SECTOR 1	SECTOR 2	LAP TIME	MPH	DIFF	TIME OF DAY
1 -		<b>47.819</b>	2:32.899	69.90	7.022	11:24:42.539
2 -	1:38.669	48.368	2:27.037 (2)	72.68	1.160	11:27:09.576
3 -	1:40.278	50.028	2:30.306	71.10	4.429	11:29:39.882
4 -	1:40.584	49.356	2:29.940 (3)	71.28	4.063	11:32:09.822
5 -	1:42.010	49.521	2:31.531	70.53	5.654	11:34:41.353
6 -	1:42.365	49.076	2:31.441	70.57	5.564	11:37:12.794
7 -	<b>1:38.034</b>	47.843	<b>2:25.877 (1)</b>	<b>73.26</b>		<b>11:39:38.671</b>

P13 32		John ASHMEAD		MZ ETZ 250 -		
IDEAL LAP TIME : 2:27.504		BEST LAP TIME : 2:27.550		DIFFERENCE : 0.046		
LAP	SECTOR 1	SECTOR 2	LAP TIME	MPH	DIFF	TIME OF DAY
1 -		48.687	2:36.151	68.44	8.601	11:24:45.791
2 -	1:40.845	48.761	2:29.606	71.44	2.056	11:27:15.397
3 -	1:41.803	48.672	2:30.475	71.02	2.925	11:29:45.872
4 -	1:40.723	48.505	2:29.228	71.62	1.678	11:32:15.100
5 -	1:39.731	48.510	2:28.241 (2)	72.09	0.691	11:34:43.341
6 -	1:40.355	<b>48.121</b>	2:28.476 (3)	71.98	0.926	11:37:11.817
7 -	<b>1:39.383</b>	48.167	<b>2:27.550 (1)</b>	<b>72.43</b>		<b>11:39:39.367</b>

P14 70 GPF		Andrew BURSCOUGH		Yamaha YPVS 350 - Apollo/Merlin/Abbey/Martitanium		
IDEAL LAP TIME : 2:19.210		BEST LAP TIME : 2:20.755		DIFFERENCE : 1.545		
LAP	SECTOR 1	SECTOR 2	LAP TIME	MPH	DIFF	TIME OF DAY
1 -		<b>45.995</b>	3:31.024	50.64	1:10.269	11:25:40.664
2 -	<b>1:33.215</b>	47.540	<b>2:20.755 (1)</b>	<b>75.93</b>		<b>11:28:01.419</b>
3 -	1:34.068	47.036	2:21.104 (3)	75.74	0.349	11:30:22.523
4 -	1:37.127	47.985	2:25.112	73.65	4.357	11:32:47.635
5 -	1:35.264	47.540	2:22.804	74.84	2.049	11:35:10.439
6 -	1:34.110	47.311	2:21.421	75.57	0.666	11:37:31.860
7 -	1:34.328	46.605	2:20.933 (2)	75.83	0.178	11:39:52.793

P15 110 GPF		Mark HAIGH		Aprilia RS250 - Chesterfield CarClinic/The Tuning Works		
IDEAL LAP TIME : 2:19.809		BEST LAP TIME : 2:20.733		DIFFERENCE : 0.924		
LAP	SECTOR 1	SECTOR 2	LAP TIME	MPH	DIFF	TIME OF DAY
1 -		47.834	3:31.799	50.46	1:11.066	11:25:41.439
2 -	1:35.001	48.051	2:23.052	74.71	2.319	11:28:04.491
3 -	1:34.697	47.445	2:22.142	75.19	1.409	11:30:26.633
4 -	1:34.245	47.113	2:21.358 (3)	75.61	0.625	11:32:47.991
5 -	1:35.702	47.561	2:23.263	74.60	2.530	11:35:11.254
6 -	<b>1:33.471</b>	47.502	2:20.973 (2)	75.81	0.240	11:37:32.227
7 -	1:34.395	<b>46.338</b>	<b>2:20.733 (1)</b>	<b>75.94</b>		<b>11:39:52.960</b>



# BMCRC - MRO Championships 2022 - Rnd 3 @ Snetterton 300

Illuminate Design 250MZs & Blue Haze GPF

## RACE 6 - SECTOR ANALYSIS



SECTOR 1 = FL to I1, SECTOR 2 = I1 to FL, DIFF = Difference To Personal Best Lap, P = Crossed Finish Line in Pit Lane, D = Time Disallowed

P16 26 GPF		Damian LEE		Yamaha TZR250 - Leed Autos			
IDEAL LAP TIME : 2:19.864		BEST LAP TIME : 2:19.864		DIFFERENCE : 0.000			
LAP	SECTOR 1	SECTOR 2	LAP TIME	MPH	DIFF	TIME OF DAY	
1 -		48.339	3:35.530	49.58	1:15.666	11:25:45.170	
2 -	1:35.122	47.143	2:22.265	75.12	2.401	11:28:07.435	
3 -	1:35.221	48.166	2:23.387	74.54	3.523	11:30:30.822	
4 -	1:34.617	46.696	2:21.313	75.63	1.449	11:32:52.135	
5 -	1:34.615	46.647	2:21.262 (3)	75.66	1.398	11:35:13.397	
6 -	1:33.969	46.667	2:20.636 (2)	75.99	0.772	11:37:34.033	
7 -	<b>1:33.546</b>	<b>46.318</b>	<b>2:19.864 (1)</b>	<b>76.41</b>		<b>11:39:53.897</b>	

P17 247 GPF		Lee HEALEY		Suzuki VJ22 -			
IDEAL LAP TIME : 2:21.376		BEST LAP TIME : 2:21.512		DIFFERENCE : 0.136			
LAP	SECTOR 1	SECTOR 2	LAP TIME	MPH	DIFF	TIME OF DAY	
1 -		47.593	3:35.111	49.68	1:13.599	11:25:44.751	
2 -	<b>1:34.738</b>	47.096	2:21.834 (2)	75.35	0.322	11:28:06.585	
3 -	1:35.214	48.115	2:23.329	74.57	1.817	11:30:29.914	
4 -	1:34.874	<b>46.638</b>	<b>2:21.512 (1)</b>	<b>75.52</b>		<b>11:32:51.426</b>	
5 -	1:35.850	46.864	2:22.714	74.89	1.202	11:35:14.140	
6 -	1:35.624	47.048	2:22.672 (3)	74.91	1.160	11:37:36.812	
7 -	1:36.063	47.958	2:24.021	74.21	2.509	11:40:00.833	

P18 59 R		Andrew WELTON		MZ ETZ250 - RE/MAX			
IDEAL LAP TIME : 2:30.642		BEST LAP TIME : 2:31.161		DIFFERENCE : 0.519			
LAP	SECTOR 1	SECTOR 2	LAP TIME	MPH	DIFF	TIME OF DAY	
1 -		<b>49.098</b>	2:38.663	67.36	7.502	11:24:48.303	
2 -	1:41.835	49.942	2:31.777 (2)	70.41	0.616	11:27:20.080	
3 -	1:42.672	50.470	2:33.142	69.79	1.981	11:29:53.222	
4 -	1:43.382	51.248	2:34.630	69.12	3.469	11:32:27.852	
5 -	1:42.643	50.001	2:32.644 (3)	70.01	1.483	11:35:00.496	
6 -	1:43.102	49.881	2:32.983	69.86	1.822	11:37:33.479	
7 -	<b>1:41.544</b>	49.617	<b>2:31.161 (1)</b>	<b>70.70</b>		<b>11:40:04.640</b>	

P19 22		Simon FINCH		MZ ETZ250 - BlueCloud Projects Ltd			
IDEAL LAP TIME : 2:31.098		BEST LAP TIME : 2:31.844		DIFFERENCE : 0.746			
LAP	SECTOR 1	SECTOR 2	LAP TIME	MPH	DIFF	TIME OF DAY	
1 -		<b>50.172</b>	2:40.161	66.73	8.317	11:24:49.801	
2 -	1:41.751	50.236	2:31.987 (2)	70.32	0.143	11:27:21.788	
3 -	<b>1:40.926</b>	57.640	2:38.566	67.40	6.722	11:30:00.354	
4 -	1:42.515	50.914	2:33.429 (3)	69.66	1.585	11:32:33.783	
5 -	1:42.744	50.749	2:33.493	69.63	1.649	11:35:07.276	
6 -	1:43.789	50.426	2:34.215	69.30	2.371	11:37:41.491	
7 -	1:41.224	50.620	<b>2:31.844 (1)</b>	<b>70.38</b>		<b>11:40:13.335</b>	

P20 41		Gary WILLIAMS		MZ ETZ 250 -			
IDEAL LAP TIME : 2:31.574		BEST LAP TIME : 2:32.419		DIFFERENCE : 0.845			
LAP	SECTOR 1	SECTOR 2	LAP TIME	MPH	DIFF	TIME OF DAY	
1 -		51.537	2:41.537	66.16	9.118	11:24:51.177	
2 -	1:42.475	50.680	2:33.155	69.78	0.736	11:27:24.332	
3 -	1:43.887	52.035	2:35.922	68.54	3.503	11:30:00.254	
4 -	1:43.737	51.234	2:34.971	68.96	2.552	11:32:35.225	
5 -	1:42.507	50.619	2:33.126 (3)	69.79	0.707	11:35:08.351	
6 -	1:42.469	<b>50.131</b>	2:32.600 (2)	70.03	0.181	11:37:40.951	
7 -	<b>1:41.443</b>	50.976	<b>2:32.419 (1)</b>	<b>70.12</b>		<b>11:40:13.370</b>	

# BMCRC - MRO Championships 2022 - Rnd 3 @ Snetterton 300

Illuminate Design 250MZs & Blue Haze GPF

## RACE 6 - SECTOR ANALYSIS



SECTOR 1 = FL to I1, SECTOR 2 = I1 to FL, DIFF = Difference To Personal Best Lap, P = Crossed Finish Line in Pit Lane, D = Time Disallowed

P21 56		Russell TURNER		MZ ETZ 250 - TT Racing		
IDEAL LAP TIME : 2:34.541		BEST LAP TIME : 2:34.541		DIFFERENCE : 0.000		
LAP	SECTOR 1	SECTOR 2	LAP TIME	MPH	DIFF	TIME OF DAY
1 -		52.177	2:42.995	65.57	8.454	11:24:52.635
2 -	<b>1:42.582</b>	<b>51.959</b>	<b>2:34.541 (1)</b>	<b>69.16</b>		<b>11:27:27.176</b>
3 -	1:42.946	52.434	2:35.380 (2)	68.78	0.839	11:30:02.556
4 -	1:43.935	52.228	2:36.163	68.44	1.622	11:32:38.719
5 -	1:43.355	52.287	2:35.642 (3)	68.67	1.101	11:35:14.361
6 -	1:44.503	52.907	2:37.410	67.89	2.869	11:37:51.771
7 -	1:44.592	52.893	2:37.485	67.86	2.944	11:40:29.256

P22 5		Garry SAMETT		MZ TS 250 - smallmouse		
IDEAL LAP TIME : 2:34.632		BEST LAP TIME : 2:34.632		DIFFERENCE : 0.000		
LAP	SECTOR 1	SECTOR 2	LAP TIME	MPH	DIFF	TIME OF DAY
1 -		51.627	2:44.602	64.93	9.970	11:24:54.242
2 -	1:45.663	52.409	2:38.072	67.61	3.440	11:27:32.314
3 -	1:45.906	50.946	2:36.852	68.14	2.220	11:30:09.166
4 -	1:44.781	50.686	2:35.467 (3)	68.74	0.835	11:32:44.633
5 -	1:44.103	51.436	2:35.539	68.71	0.907	11:35:20.172
6 -	1:44.150	50.883	2:35.033 (2)	68.94	0.401	11:37:55.205
7 -	<b>1:43.984</b>	<b>50.648</b>	<b>2:34.632 (1)</b>	<b>69.11</b>		<b>11:40:29.837</b>

P23 14		Andy MARKS		MZ ETZ 250 - Kingpin Components		
IDEAL LAP TIME : 2:34.402		BEST LAP TIME : 2:35.083		DIFFERENCE : 0.681		
LAP	SECTOR 1	SECTOR 2	LAP TIME	MPH	DIFF	TIME OF DAY
1 -		52.073	2:46.872	64.04	11.789	11:24:56.512
2 -	1:46.024	51.692	2:37.716	67.76	2.633	11:27:34.228
3 -	1:45.584	<b>51.008</b>	2:36.592	68.25	1.509	11:30:10.820
4 -	1:44.039	51.413	2:35.452 (3)	68.75	0.369	11:32:46.272
5 -	1:43.893	51.190	<b>2:35.083 (1)</b>	<b>68.91</b>		<b>11:35:21.355</b>
6 -	1:45.658	51.903	2:37.561	67.83	2.478	11:37:58.916
7 -	<b>1:43.394</b>	51.755	2:35.149 (2)	68.88	0.066	11:40:34.065

P24 3		Max MAUD		MZ ETZ 250 -		
IDEAL LAP TIME : 2:35.776		BEST LAP TIME : 2:35.867		DIFFERENCE : 0.091		
LAP	SECTOR 1	SECTOR 2	LAP TIME	MPH	DIFF	TIME OF DAY
1 -		51.860	2:44.028	65.16	8.161	11:24:53.668
2 -	<b>1:44.443</b>	51.477	2:35.920 (2)	68.54	0.053	11:27:29.588
3 -	1:45.606	51.488	2:37.094	68.03	1.227	11:30:06.682
4 -	1:44.534	<b>51.333</b>	<b>2:35.867 (1)</b>	<b>68.57</b>		<b>11:32:42.549</b>
5 -	1:45.737	53.036	2:38.773	67.31	2.906	11:35:21.322
6 -	1:44.831	57.102	2:41.933	66.00	6.066	11:38:03.255
7 -	1:44.857	51.413	2:36.270 (3)	68.39	0.403	11:40:39.525

P25 311 GPF		Dan NEMATI		Yamaha TZR 250 -		
IDEAL LAP TIME : 2:27.734		BEST LAP TIME : 2:27.976		DIFFERENCE : 0.242		
LAP	SECTOR 1	SECTOR 2	LAP TIME	MPH	DIFF	TIME OF DAY
1 -		49.891	3:40.323	48.51	1:12.347	11:25:49.963
2 -	1:39.324	49.881	2:29.205	71.63	1.229	11:28:19.168
3 -	<b>1:38.152</b>	49.824	<b>2:27.976 (1)</b>	<b>72.22</b>		<b>11:30:47.144</b>
4 -	1:38.666	50.220	2:28.886	71.78	0.910	11:33:16.030
5 -	1:38.530	<b>49.582</b>	2:28.112 (2)	72.16	0.136	11:35:44.142
6 -	1:38.625	50.035	2:28.660 (3)	71.89	0.684	11:38:12.802
7 -	1:39.409	49.790	2:29.199	71.63	1.223	11:40:42.001

# BMCRC - MRO Championships 2022 - Rnd 3 @ Snetterton 300

Illuminate Design 250MZs & Blue Haze GPF

## RACE 6 - SECTOR ANALYSIS



SECTOR 1 = FL to I1, SECTOR 2 = I1 to FL, DIFF = Difference To Personal Best Lap, P = Crossed Finish Line in Pit Lane, D = Time Disallowed

P26 66 R		Graeme LEWIS		MZ ETZ 250 -		
IDEAL LAP TIME : 2:35.307		BEST LAP TIME : 2:36.143		DIFFERENCE : 0.836		
LAP	SECTOR 1	SECTOR 2	LAP TIME	MPH	DIFF	TIME OF DAY
1 -		51.906	2:43.888	65.21	7.745	11:24:53.528
2 -	1:43.704	52.439	<b>2:36.143 (1)</b>	<b>68.45</b>		<b>11:27:29.671</b>
3 -	1:46.480	<b>51.615</b>	2:38.095 (2)	67.60	1.952	11:30:07.766
4 -	1:46.292	51.846	2:38.138 (3)	67.58	1.995	11:32:45.904
5 -	1:45.744	53.873	2:39.617	66.96	3.474	11:35:25.521
6 -	1:46.625	51.984	2:38.609	67.38	2.466	11:38:04.130
7 -	<b>1:43.692</b>	54.610	2:38.302	67.51	2.159	11:40:42.432

P27 199 GPF		Michael FROST		Yamaha TZR250 -		
IDEAL LAP TIME : 2:27.595		BEST LAP TIME : 2:27.693		DIFFERENCE : 0.098		
LAP	SECTOR 1	SECTOR 2	LAP TIME	MPH	DIFF	TIME OF DAY
1 -		50.049	3:50.333	46.40	1:22.640	11:25:59.973
2 -	1:41.391	49.734	2:31.125	70.72	3.432	11:28:31.098
3 -	1:39.967	49.742	2:29.709	71.39	2.016	11:31:00.807
4 -	1:39.617	49.187	2:28.804	71.82	1.111	11:33:29.611
5 -	1:39.307	48.950	2:28.257 (3)	72.09	0.564	11:35:57.868
6 -	1:38.961	<b>48.732</b>	<b>2:27.693 (1)</b>	<b>72.36</b>		<b>11:38:25.561</b>
7 -	<b>1:38.863</b>	49.224	2:28.087 (2)	72.17	0.394	11:40:53.648

P28 167 GPF		Mark BAILEY		Yamaha TZR -		
IDEAL LAP TIME : 2:31.926		BEST LAP TIME : 2:32.646		DIFFERENCE : 0.720		
LAP	SECTOR 1	SECTOR 2	LAP TIME	MPH	DIFF	TIME OF DAY
1 -		<b>51.094</b>	3:45.722	47.35	1:13.076	11:25:55.362
2 -	<b>1:40.832</b>	51.814	<b>2:32.646 (1)</b>	<b>70.01</b>		<b>11:28:28.008</b>
3 -	1:42.899	51.614	2:34.513	69.17	1.867	11:31:02.521
4 -	1:42.268	53.263	2:35.531	68.71	2.885	11:33:38.052
5 -	1:42.196	51.581	2:33.777 (2)	69.50	1.131	11:36:11.829
6 -	1:42.601	51.829	2:34.430 (3)	69.20	1.784	11:38:46.259
7 -	1:44.500	52.315	2:36.815	68.15	4.169	11:41:23.074

P29 63 R		Clive HILLIER		MZ ETZ 250 - Official MZ Airbag Test pilot		
IDEAL LAP TIME : 2:42.965		BEST LAP TIME : 2:43.836		DIFFERENCE : 0.871		
LAP	SECTOR 1	SECTOR 2	LAP TIME	MPH	DIFF	TIME OF DAY
1 -		<b>53.858</b>	2:50.460	62.70	6.624	11:25:00.100
2 -	<b>1:49.107</b>	54.729	<b>2:43.836 (1)</b>	<b>65.23</b>		<b>11:27:43.936</b>
3 -	1:53.734	54.496	2:48.230	63.53	4.394	11:30:32.166
4 -	1:50.910	55.514	2:46.424 (3)	64.22	2.588	11:33:18.590
5 -	1:50.629	55.534	2:46.163 (2)	64.32	2.327	11:36:04.753
6 -	1:51.288	55.420	2:46.708	64.11	2.872	11:38:51.461
7 -	1:51.629	55.443	2:47.072	63.97	3.236	11:41:38.533

P30 46		Steve BRIGDEN		MZ ETZ 250 - Cylera - Healthcare IOT Security		
IDEAL LAP TIME : 2:48.032		BEST LAP TIME : 2:50.677		DIFFERENCE : 2.645		
LAP	SECTOR 1	SECTOR 2	LAP TIME	MPH	DIFF	TIME OF DAY
1 -		<b>54.777</b>	2:54.847	61.12	4.170	11:25:04.487
2 -	<b>1:53.255</b>	57.764	2:51.019 (2)	62.49	0.342	11:27:55.506
3 -	1:54.433	56.244	<b>2:50.677 (1)</b>	<b>62.62</b>		<b>11:30:46.183</b>
4 -	1:55.220	56.911	2:52.131 (3)	62.09	1.454	11:33:38.314
5 -	1:55.573	56.793	2:52.366	62.00	1.689	11:36:30.680
6 -	1:58.473	56.582	2:55.055	61.05	4.378	11:39:25.735

# BMCRC - MRO Championships 2022 - Rnd 3 @ Snetterton 300

## Illuminate Design 250MZs & Blue Haze GPF

### RACE 6 - SECTOR ANALYSIS



SECTOR 1 = FL to I1, SECTOR 2 = I1 to FL, DIFF = Difference To Personal Best Lap, P = Crossed Finish Line in Pit Lane, D = Time Disallowed

<b>P31 85</b>		<b>Andrew WALES</b>		MZ ETZ 250 - Illuminated Design LTD			
IDEAL LAP TIME : 2:21.414		BEST LAP TIME : 2:21.560		DIFFERENCE : 0.146			
LAP	SECTOR 1	SECTOR 2	LAP TIME	MPH	DIFF	TIME OF DAY	
1 -		48.106	2:31.612	70.49	10.052	11:24:41.252	
2 -	1:35.925	47.483	2:23.408	74.52	1.848	11:27:04.660	
3 -	1:35.972	47.114	2:23.086 <b>(3)</b>	74.69	1.526	11:29:27.746	
4 -	1:36.097	47.402	2:23.499	74.48	1.939	11:31:51.245	
5 -	1:36.296	<b>46.680</b>	2:22.976 <b>(2)</b>	74.75	1.416	11:34:14.221	
6 -	<b>1:34.734</b>	46.826	<b>2:21.560 (1)</b>	<b>75.50</b>		<b>11:36:35.781</b>	

<b>P32 13 R</b>		<b>Gordon RYAN</b>		MZ ETZ 250 - Prism Work Psychology			
IDEAL LAP TIME : 2:32.227		BEST LAP TIME : 2:32.253		DIFFERENCE : 0.026			
LAP	SECTOR 1	SECTOR 2	LAP TIME	MPH	DIFF	TIME OF DAY	
1 -		51.467	2:43.789	65.25	11.536	11:24:53.429	
2 -	1:42.464	50.699	2:33.163 <b>(3)</b>	69.78	0.910	11:27:26.592	
3 -	1:43.921	52.438	2:36.359	68.35	4.106	11:30:02.951	
4 -	1:44.038	52.096	2:36.134	68.45	3.881	11:32:39.085	
5 -	<b>1:41.912</b>	50.341	<b>2:32.253 (1)</b>	<b>70.19</b>		<b>11:35:11.338</b>	
6 -	1:42.117	<b>50.315</b>	2:32.432 <b>(2)</b>	70.11	0.179	11:37:43.770	

<b>P33 114 GPF</b>		<b>Steve DUNN</b>		Honda NSR400 -			
IDEAL LAP TIME : 2:23.612		BEST LAP TIME : 2:23.778		DIFFERENCE : 0.166			
LAP	SECTOR 1	SECTOR 2	LAP TIME	MPH	DIFF	TIME OF DAY	
1 -		48.392	3:38.067	49.01	1:14.289	11:25:47.707	
2 -	1:35.986	<b>47.792</b>	<b>2:23.778 (1)</b>	<b>74.33</b>		<b>11:28:11.485</b>	
3 -	<b>1:35.820</b>	49.583	2:25.403 <b>(2)</b>	73.50	1.625	11:30:36.888	

# BMCRC - MRO Championships 2022 - Rnd 3 @ Snetterton 300

## Illuminate Design 250MZs & Blue Haze GPF

### RACE 6 - BEST SECTORS

SECTOR 1			SECTOR 2			IDEAL / BEST COMPARISON						
POS	NO	NAME	TIME	NO	NAME	TIME	POS	NO	NAME	IDEAL	BEST	DIFF
									<b>PERFECT LAP</b>	<b>2:12.699</b>		
1	141	ABRAHAM	1:28.881	141	ABRAHAM	43.818	1	141	ABRAHAM	2:12.699	2:12.699	0.000
2	45	MOORE	1:29.741	28	McCARTER	44.091	2	45	MOORE	2:13.926	2:14.192	0.266
3	127	HAYWARD	1:30.067	45	MOORE	44.185	3	28	McCARTER	2:14.383	2:14.383	0.000
4	28	McCARTER	1:30.292	127	HAYWARD	44.726	4	127	HAYWARD	2:14.793	2:14.870	0.077
5	29	CRIPPS	1:30.715	29	CRIPPS	44.878	5	29	CRIPPS	2:15.593	2:16.394	0.801
6	4	SEATH	1:31.073	4	SEATH	44.994	6	4	SEATH	2:16.067	2:16.542	0.475
7	70	BURSCOUGH	1:33.215	70	BURSCOUGH	45.995	7	70	BURSCOUGH	2:19.210	2:20.755	1.545
8	110	HAIGH	1:33.471	95	ROGERS	46.296	8	110	HAIGH	2:19.809	2:20.733	0.924
9	26	LEE	1:33.546	26	LEE	46.318	9	26	LEE	2:19.864	2:19.864	0.000
10	75	WOODALL	1:34.622	110	HAIGH	46.338	10	95	ROGERS	2:21.279	2:21.650	0.371
11	85	WALES	1:34.734	81	GRANT	46.603	11	247	HEALEY	2:21.376	2:21.512	0.136
12	247	HEALEY	1:34.738	247	HEALEY	46.638	12	85	WALES	2:21.414	2:21.560	0.146
13	95	ROGERS	1:34.983	85	WALES	46.680	13	75	WOODALL	2:21.659	2:21.659	0.000
14	69	MANN	1:35.069	69	MANN	46.694	14	69	MANN	2:21.763	2:21.763	0.000
15	96	KENT	1:35.291	75	WOODALL	47.037	15	81	GRANT	2:22.017	2:22.244	0.227
16	81	GRANT	1:35.414	96	KENT	47.154	16	96	KENT	2:22.445	2:22.445	0.000
17	114	DUNN	1:35.820	114	DUNN	47.792	17	114	DUNN	2:23.612	2:23.778	0.166
18	9	HOWLETT	1:38.034	9	HOWLETT	47.819	18	9	HOWLETT	2:25.853	2:25.877	0.024
19	311	NEMATI	1:38.152	32	ASHMEAD	48.121	19	32	ASHMEAD	2:27.504	2:27.550	0.046
20	199	FROST	1:38.863	199	FROST	48.732	20	199	FROST	2:27.595	2:27.693	0.098
21	32	ASHMEAD	1:39.383	59	WELTON	49.098	21	311	NEMATI	2:27.734	2:27.976	0.242
22	167	BAILEY	1:40.832	311	NEMATI	49.582	22	59	WELTON	2:30.642	2:31.161	0.519
23	22	FINCH	1:40.926	41	WILLIAMS	50.131	23	22	FINCH	2:31.098	2:31.844	0.746
24	41	WILLIAMS	1:41.443	22	FINCH	50.172	24	41	WILLIAMS	2:31.574	2:32.419	0.845
25	59	WELTON	1:41.544	13	RYAN	50.315	25	167	BAILEY	2:31.926	2:32.646	0.720
26	13	RYAN	1:41.912	5	SAMETT	50.648	26	13	RYAN	2:32.227	2:32.253	0.026
27	56	TURNER	1:42.582	14	MARKS	51.008	27	14	MARKS	2:34.402	2:35.083	0.681
28	14	MARKS	1:43.394	167	BAILEY	51.094	28	56	TURNER	2:34.541	2:34.541	0.000
29	66	LEWIS	1:43.692	3	MAUD	51.333	29	5	SAMETT	2:34.632	2:34.632	0.000
30	5	SAMETT	1:43.984	66	LEWIS	51.615	30	66	LEWIS	2:35.307	2:36.143	0.836
31	3	MAUD	1:44.443	56	TURNER	51.959	31	3	MAUD	2:35.776	2:35.867	0.091
32	63	HILLIER	1:49.107	63	HILLIER	53.858	32	63	HILLIER	2:42.965	2:43.836	0.871
33	46	BRIGDEN	1:53.255	46	BRIGDEN	54.777	33	46	BRIGDEN	2:48.032	2:50.677	2.645
34												

# BMCRC - MRO Championships 2022 - Rnd 3 @ Snetterton 300

## Illuminate Design 250MZs & Blue Haze GPF

### RACE 6 - STATISTICS

<b>Competitors Started</b>	34
<b>Planned Start</b>	2022-05-08 @ 11:25:00.000
<b>Actual Start</b>	2022-05-08 @ 11:22:09.639
<b>Finish Time</b>	2022-05-08 @ 11:38:57.699
<b>Track Length</b>	2.9689mi.
<b>Total Laps</b>	224
<b>Total Distance Covered</b>	665.0361mi.

### Session Fastest Lap History

NO	CL	NAME	LAP TIME	TIME OF DAY	LAP	VEHICLE
81		Scott GRANT	2:23.494	11:27:03.938	2	MZ ETZ 250
69		Alexander MANN	2:23.140	11:27:04.007	2	MZ TS 250
141	GPF	David ABRAHAM	2:13.695	11:27:47.475	2	Suzuki RG570
141	GPF	David ABRAHAM	2:13.668	11:30:01.142	3	Suzuki RG570
141	GPF	David ABRAHAM	2:13.268	11:32:14.410	4	Suzuki RG570
141	GPF	David ABRAHAM	2:12.699	11:36:41.732	6	Suzuki RG570

### Session Leader History

NO	CL	NAME	FROM LAP	LAPS LED	DISTANCE	VEHICLE
75		Peter WOODALL	1	1	2.96 miles	MZ ETZ 250
81		Scott GRANT	2	1	2.96 miles	MZ ETZ 250
69		Alexander MANN	3	1	2.96 miles	MZ TS 250
81		Scott GRANT	4	2	5.93 miles	MZ ETZ 250
69		Alexander MANN	6	1	2.96 miles	MZ TS 250
141	GPF	David ABRAHAM	7	1	2.96 miles	Suzuki RG570

### Flag History

TYPE	TIME OF DAY
GREEN	11:22:09.639
FINISH	11:38:57.699

### Flag Statistics

TYPE	COUNT	TOTAL LAPS	TOTAL TIME
Green	1	7	19:37.016
Red	0	0	0.000
Safety Car	0	0	0.000
FCY	0	0	0.000

# BMCRC - MRO Championships 2022 - Rnd 3 @ Snetterton 300

## Illuminate Design 250MZs & Blue Haze GPF

### RACE 6 - STATISTICS

CLASS :

15 Starters

#### Fastest Lap History

NO	NAME	LAP TIME	TIME OF DAY	LAP	VEHICLE
81	Scott GRANT	2:23.494	11:27:03.938	2	MZ ETZ 250
69	Alexander MANN	2:23.140	11:27:04.007	2	MZ TS 250
69	Alexander MANN	2:22.979	11:29:27.003	3	MZ TS 250
81	Scott GRANT	2:22.619	11:31:49.705	4	MZ ETZ 250
75	Peter WOODALL	2:22.593	11:31:49.795	4	MZ ETZ 250
96	Chris KENT	2:22.445	11:31:50.696	4	MZ ETZ 250
69	Alexander MANN	2:21.763	11:36:35.276	6	MZ TS 250
75	Peter WOODALL	2:21.659	11:36:35.321	6	MZ ETZ 250
85	Andrew WALES	2:21.560	11:36:35.805	6	MZ ETZ 250

#### Leader History

NO	NAME	FROM LAP	LAPS LED	DISTANCE	VEHICLE
75	Peter WOODALL	1	1	2.96 miles	MZ ETZ 250
81	Scott GRANT	2	1	2.96 miles	MZ ETZ 250
69	Alexander MANN	3	1	2.96 miles	MZ TS 250
81	Scott GRANT	4	2	5.93 miles	MZ ETZ 250
69	Alexander MANN	6	1	2.96 miles	MZ TS 250
81	Scott GRANT	7	1	2.96 miles	MZ ETZ 250

# BMCRC - MRO Championships 2022 - Rnd 3 @ Snetterton 300

Illuminate Design 250MZs & Blue Haze GPF

## RACE 6 - STATISTICS

**CLASS : R**

4 Starters

### Fastest Lap History

NO	NAME	LAP TIME	TIME OF DAY	LAP	VEHICLE
59	Andrew WELTON	2:31.777	11:27:20.107	2	MZ ETZ250
59	Andrew WELTON	2:31.161	11:40:04.666	7	MZ ETZ250

### Leader History

NO	NAME	FROM LAP	LAPS LED	DISTANCE	VEHICLE
59	Andrew WELTON	1	7	20.78 miles	MZ ETZ250



# BMCRC - MRO Championships 2022 - Rnd 3 @ Snetterton 300

## Illuminate Design 250MZs & Blue Haze GPF

### RACE 6 - STATISTICS

**CLASS : GPF**

15 Starters

#### Fastest Lap History

NO	NAME	LAP TIME	TIME OF DAY	LAP	VEHICLE
141	David ABRAHAM	<b>2:13.695</b>	11:27:47.475	2	Suzuki RG570
141	David ABRAHAM	<b>2:13.668</b>	11:30:01.142	3	Suzuki RG570
141	David ABRAHAM	<b>2:13.268</b>	11:32:14.410	4	Suzuki RG570
141	David ABRAHAM	<b>2:12.699</b>	11:36:41.732	6	Suzuki RG570

#### Leader History

NO	NAME	FROM LAP	LAPS LED	DISTANCE	VEHICLE
141	David ABRAHAM	1	7	20.78 miles	Suzuki RG570

**BMCRC - MRO Championships 2022 - Rnd 3 @ Snetterton 300**

**Illuminate Design 250MZs & Blue Haze GPF**

**RACE 16 - GRID (7 Laps)**



ROW 15	45		44		43	<b>74</b> Paul WHITBY
ROW 14	42	<b>167</b> 2:32.646 Mark BAILEY	41	<b>151</b> Nick SMITH	40	<b>311</b> 2:27.976 Dan NEMATI
ROW 13	39	<b>199</b> 2:27.693 Michael FROST	38	<b>114</b> 2:23.778 Steve DUNN	37	<b>247</b> 2:21.512 Lee HEALEY
ROW 12	36	<b>70</b> 2:20.755 Andrew BURSCOUGH	35	<b>110</b> 2:20.733 Mark HAIGH	34	<b>26</b> 2:19.864 Damian LEE
ROW 11	33	<b>4</b> 2:16.542 James SEATH	32	<b>29</b> 2:16.394 Derek CRIPPS	31	<b>127</b> 2:14.870 Richard HAYWARD
ROW 10	30	<b>28</b> 2:14.383 Liam McCARTER	29	<b>45</b> 2:14.192 Peter MOORE	28	<b>141</b> 2:12.699 David ABRAHAM
ROW 9	27		26		25	
ROW 8	24		23		22	<b>23</b> Paul MAGRATH
ROW 7	21	<b>6</b> Paul ANSELL	20	<b>24</b> Tony PARKER	19	<b>46</b> 2:50.677 Steve BRIGDEN
ROW 6	18	<b>63</b> 2:43.836 Clive HILLIER	17	<b>66</b> 2:36.143 Graeme LEWIS	16	<b>3</b> 2:35.867 Max MAUD
ROW 5	15	<b>14</b> 2:35.083 Andy MARKS	14	<b>5</b> 2:34.632 Garry SAMETT	13	<b>56</b> 2:34.541 Russell TURNER
ROW 4	12	<b>41</b> 2:32.419 Gary WILLIAMS	11	<b>13</b> 2:32.253 Gordon RYAN	10	<b>22</b> 2:31.844 Simon FINCH
ROW 3	9	<b>59</b> 2:31.161 Andrew WELTON	8	<b>32</b> 2:27.550 John ASHMEAD	7	<b>9</b> 2:25.877 Gary HOWLETT
ROW 2	6	<b>96</b> 2:22.445 Chris KENT	5	<b>81</b> 2:22.244 Scott GRANT	4	<b>69</b> 2:21.763 Alexander MANN
ROW 1	3	<b>75</b> 2:21.659 Peter WOODALL	2	<b>95</b> 2:21.650 Christopher ROGERS	1	<b>85</b> 2:21.560 Andrew WALES

**Pole**

Snetterton 300: 2.9689 miles

These results are provisional until the conclusion of any judicial and technical matters.

Clerk Of Course :	Stewards :	Timekeeper : Craig Smith
-------------------	------------	--------------------------

Results can be found at [www.tsl-timing.com](http://www.tsl-timing.com)

Printed - 11:47 Sunday, 08 May 2022



**BMCRC - MRO Championships 2022 - Rnd 3 @ Snetterton 300**

**Illuminate Design 250MZs & Blue Haze GPF**



**RACE 16 - CLASSIFICATION**

POS	NO	CL	PIC NAME	ENTRY	LAPS	TIME	GAP	DIFF	MPH	BEST	ON
1	95		1 Christopher ROGERS	MZ ETZ 250 - CB Racing	7	16:43.482			74.55	2:21.694	5
2	69		2 Alexander MANN	MZ TS 250 - HS RACING	7	16:43.572	0.090	0.090	74.55	2:21.618	7
3	141	GPF	1 David ABRAHAM	Suzuki RG570 - Cambridge Motorcycles	7	16:48.644	5.162	5.072	74.17	2:14.050	6
4	81		3 Scott GRANT	MZ ETZ 250 - Katie, Mum and Dad	7	16:53.276	9.794	4.632	73.83	2:22.396	5
5	75		4 Peter WOODALL	MZ ETZ 250 - Online Lubricants	7	16:53.358	9.876	0.082	73.83	2:22.928	7
6	4	GPF	2 James SEATH	Aprilia RS250 - Ovenden Earthmoving	7	16:59.675	16.193	6.317	73.37	2:16.134	2
7	29	GPF	3 Derek CRIPPS	Yamaha TZR - Kelly Cripps - Team FBR	7	17:00.661	17.179	0.986	73.30	2:15.982	7
8	96		5 Chris KENT	MZ ETZ 250 - Powder House Coatings Ltd	7	17:12.810	29.328	12.149	72.43	2:24.845	2
9	85		6 Andrew WALES	MZ ETZ 250 - Illuminated Design LTD	7	17:21.854	38.372	9.044	71.81	2:25.640	4
10	110	GPF	4 Mark HAIGH	Aprilia RS250 - Chesterfield CarClinic/The Tuning W	7	17:26.102	42.620	4.248	71.51	2:19.130	5
11	9		7 Gary HOWLETT	MZ TS250 - HS Racing	7	17:28.653	45.171	2.551	71.34	2:28.476	6
12	26	GPF	5 Damian LEE	Yamaha TZR250 - Leed Autos	7	17:29.414	45.932	0.761	71.29	2:19.453	7
13	247	GPF	6 Lee HEALEY	Suzuki VJ22 -	7	17:34.235	50.753	4.821	70.96	2:20.937	4
14	151	GPF	7 Nick SMITH	Kawasaki KR-1S - Hi-Precision Engineering Ltd	7	17:34.276	50.794	0.041	70.96	2:20.547	5
15	22		8 Simon FINCH	MZ ETZ250 - BlueCloud Projects Ltd	7	17:44.162	1:00.680	9.886	70.30	2:29.975	7
16	32*		9 John ASHMEAD	MZ ETZ 250 -	7	17:52.109	1:08.627	7.947	69.78	2:29.117	7
17	13	R	1 Gordon RYAN	MZ ETZ 250 - Prism Work Psychology	7	17:53.163	1:09.681	1.054	69.71	2:30.737	6
18	59	R	2 Andrew WELTON	MZ ETZ250 - RE/MAX	7	17:53.592	1:10.110	0.429	69.68	2:31.272	7
19	41		10 Gary WILLIAMS	MZ ETZ 250 -	7	18:13.564	1:30.082	19.972	68.41	2:34.281	7
20	66	R	3 Graeme LEWIS	MZ ETZ 250 -	7	18:13.777	1:30.295	0.213	68.40	2:33.268	5
21	56		11 Russell TURNER	MZ ETZ 250 - TT Racing	7	18:49.762	2:06.280	35.985	66.22	2:38.192	6
22	14		12 Andy MARKS	MZ ETZ 250 - Kingpin Components	7	18:49.939	2:06.457	0.177	66.21	2:37.146	6
23	3*		13 Max MAUD	MZ ETZ 250 -	7	18:50.259	2:06.777	0.320	66.19	2:37.626	4
24	24	R	4 Tony PARKER	MZ ETZ 250 -	7	19:07.736	2:24.254	17.477	65.18	2:41.299	6
25	63	R	5 Clive HILLIER	MZ ETZ 250 - Official MZ Airbag Test pilot	7	19:09.164	2:25.682	1.428	65.10	2:41.488	7
NOT CLASSIFIED											
DNF	28	GPF	Liam McCARTER	Suzuki GSXR 750 - Katie McCarter	1	3:19.738	6 Laps	6 Laps	53.51		
DNF	167	GPF	Mark BAILEY	Yamaha TZR -	1	3:36.679	6 Laps	16.941	49.32		
DNF	114	GPF	Steve DUNN	Honda NSR400 -	0						
DNF	199	GPF	Michael FROST	Yamaha TZR250 -	0						
NOT STARTED											
NS	5		Garry SAMETT	MZ TS 250 - smallmouse							
FASTEST LAP											
	141	GPF	David ABRAHAM	Suzuki RG570 - Cambridge Motorcycles	6	2:14.050		79.73 mph		128.31 kph	
	69		Alexander MANN	MZ TS 250 - HS RACING	7	2:21.618		75.47 mph		121.45 kph	
	13	R	Gordon RYAN	MZ ETZ 250 - Prism Work Psychology	6	2:30.737		70.90 mph		114.11 kph	

\* No. 3 & 32 - 10 second penalty - jump start  
 Class - 92.5% of Race Speed = 68.95 mph  
 Class GPF - 92.5% of Race Speed = 68.60 mph  
 Class R - 92.5% of Race Speed = 64.48 mph

Weather / Track : Bright / Dry

These results are provisional until the conclusion of any judicial and technical matters.

Race Distance: 7 Laps / 20.78 miles

Snetterton 300: 2.9689 miles

Date: 08/05/2022 Start: 15:47 Finish: 16:04

Clerk Of Course :	Stewards :	Timekeeper : Craig Smith
-------------------	------------	--------------------------

Results can be found at [www.tsl-timing.com](http://www.tsl-timing.com)

Printed - 16:06 Sunday, 08 May 2022



# BMCRC - MRO Championships 2022 - Rnd 3 @ Snetterton 300

## Illuminate Design 250MZs & Blue Haze GPF

### RACE 16 - LAP CHART

#### LAP 1 @ 15:49:46.079

NO	BEHIND	LAP TIME
95		2:29.286
69	0.005	2:29.291
81	1.466	2:30.752
96	1.955	2:31.241
75	2.055	2:31.341
32	4.174	2:33.460
9	4.889	2:34.175
59	7.514	2:36.800
22	8.940	2:38.226
13	11.004	2:40.290
41	11.825	2:41.111
85	11.896	2:41.182
56	16.192	2:45.478
3	17.161	2:46.447
66	18.041	2:47.327
63	20.540	2:49.826
24	21.526	2:50.812
14	21.784	2:51.070
141	48.721	3:18.007
28	50.452	3:19.738
4	51.328	3:20.614
29	52.092	3:21.378
110	54.240	3:23.526
26	55.986	3:25.272
247	56.191	3:25.477
151	56.764	3:26.050
167	1:07.393	3:36.679

#### LAP 2 @ 15:52:08.945

NO	BEHIND	LAP TIME
95		2:22.866
69	0.152	2:23.013
75	3.392	2:24.203
81	3.564	2:24.964
96	3.934	2:24.845
9	10.620	2:28.597
32	11.425	2:30.117
85	17.163	2:28.133
22	17.209	2:31.135
59	18.018	2:33.370
13	20.965	2:32.827
41	24.073	2:35.114
66	30.169	2:34.994
3	33.155	2:38.860
56	33.735	2:40.409
141	40.979	2:15.124
63	41.529	2:43.855
24	44.146	2:45.486
4	44.596	2:16.134
14	44.978	2:46.060
29	45.659	2:16.433
110	53.262	2:21.888
26	54.121	2:21.001
247	54.683	2:21.358
151	56.457	2:22.559

#### LAP 3 @ 15:54:31.554

NO	BEHIND	LAP TIME
95		2:22.609
69	0.188	2:22.645
75	4.971	2:24.188
81	6.147	2:25.192

96	6.575	2:25.250
9	17.476	2:29.465
85	21.134	2:26.580
32	24.152	2:35.336
22	25.589	2:30.989
59	28.435	2:33.025
13	31.153	2:32.797
141	35.087	2:16.717
41	38.061	2:36.597
4	38.624	2:16.637
29	40.012	2:16.962
66	41.574	2:34.014
3	49.265	2:38.719
56	52.202	2:41.076
110	52.683	2:22.030
26	52.969	2:21.457
247	53.644	2:21.570
151	55.183	2:21.335
14	1:02.276	2:39.907
63	1:02.575	2:43.655
24	1:04.073	2:42.536

#### LAP 4 @ 15:56:54.470

NO	BEHIND	LAP TIME
95		2:22.916
69	0.058	2:22.786
75	5.302	2:23.247
81	6.051	2:22.820
96	9.754	2:26.095
9	23.620	2:29.060
85	23.858	2:25.640
141	27.450	2:15.279
4	32.556	2:16.848
32	33.557	2:32.321
22	34.203	2:31.530
29	34.267	2:17.171
59	37.920	2:32.401
13	42.204	2:33.967
110	49.253	2:19.486
41	51.009	2:35.864
247	51.665	2:20.937
26	51.777	2:21.724
66	52.886	2:34.228
151	53.061	2:20.794
3	1:03.975	2:37.626
56	1:14.141	2:44.855
14	1:19.186	2:39.826
63	1:22.940	2:43.281
24	1:23.592	2:42.435

#### LAP 5 @ 15:59:16.164

NO	BEHIND	LAP TIME
95		2:21.694
69	0.586	2:22.222
81	6.753	2:22.396
75	6.836	2:23.228
96	16.441	2:28.381
141	20.754	2:14.998
4	27.876	2:17.014
29	29.239	2:16.666
85	29.371	2:27.207
9	31.535	2:29.609
32	42.801	2:30.938
22	43.711	2:31.202
110	46.689	2:19.130

59	50.002	2:33.776
26	51.099	2:21.016
13	51.317	2:30.807
247	51.466	2:21.495
151	51.914	2:20.547
66	1:04.460	2:33.268
41	1:04.551	2:35.236
3	1:23.367	2:41.086
56	1:32.498	2:40.051
14	1:36.265	2:38.773
24	1:44.942	2:43.044
63	1:45.956	2:44.710

#### LAP 6 @ 16:01:38.373

NO	BEHIND	LAP TIME
95		2:22.209
69	0.374	2:21.997
81	8.550	2:24.006
75	8.850	2:24.223
141	12.595	2:14.050
4	21.877	2:16.210
29	23.099	2:16.069
96	23.402	2:29.170
85	32.998	2:25.836
9	37.802	2:28.476
110	45.252	2:20.772
26	48.381	2:19.491
247	50.834	2:21.577
151	51.340	2:21.635
32	51.412	2:30.820
22	52.607	2:31.105
13	59.845	2:30.737
59	1:00.740	2:32.947
41	1:17.703	2:35.361
66	1:18.220	2:35.969
3	1:40.578	2:39.420
56	1:48.481	2:38.192
14	1:51.202	2:37.146
24	2:04.032	2:41.299
63	2:06.096	2:42.349

#### LAP 7 @ 16:04:00.275

NO	BEHIND	LAP TIME
95		2:21.902
69	0.090	2:21.618
141	5.162	2:14.469
81	9.794	2:23.146
75	9.876	2:22.928
4	16.193	2:16.218
29	17.179	2:15.982
96	29.328	2:27.828
85	38.372	2:27.276
110	42.620	2:19.270
9	45.171	2:29.271
26	45.932	2:19.453
247	50.753	2:21.821
151	50.794	2:21.356
32	58.627	2:29.117
22	1:00.680	2:29.975
13	1:09.681	2:31.738
59	1:10.110	2:31.272
41	1:30.082	2:34.281
66	1:30.295	2:33.977
3	1:56.777	2:38.101
56	2:06.280	2:39.701

# BMCRC - MRO Championships 2022 - Rnd 3 @ Snetterton 300

Illuminate Design 250MZs & Blue Haze GPF

## RACE 16 - SECTOR ANALYSIS



SECTOR 1 = FL to I1, SECTOR 2 = I1 to FL, DIFF = Difference To Personal Best Lap, P = Crossed Finish Line in Pit Lane, D = Time Disallowed

P1 95 Christopher ROGERS		MZ ETZ 250 - CB Racing				
IDEAL LAP TIME : 2:21.470		BEST LAP TIME : 2:21.694		DIFFERENCE : 0.224		
LAP	SECTOR 1	SECTOR 2	LAP TIME	MPH	DIFF	TIME OF DAY
1 -		47.100	2:29.286	71.59	7.592	15:49:46.079
2 -	1:36.078	46.788	2:22.866	74.81	1.172	15:52:08.945
3 -	1:35.736	46.873	2:22.609	74.94	0.915	15:54:31.554
4 -	1:35.644	47.272	2:22.916	74.78	1.222	15:56:54.470
5 -	1:35.385	<b>46.309</b>	<b>2:21.694 (1)</b>	<b>75.43</b>		<b>15:59:16.164</b>
6 -	1:35.396	46.813	2:22.209 (3)	75.15	0.515	16:01:38.373
7 -	<b>1:35.161</b>	46.741	2:21.902 (2)	75.32	0.208	16:04:00.275

P2 69 Alexander MANN		MZ TS 250 - HS RACING				
IDEAL LAP TIME : 2:21.618		BEST LAP TIME : 2:21.618		DIFFERENCE : 0.000		
LAP	SECTOR 1	SECTOR 2	LAP TIME	MPH	DIFF	TIME OF DAY
1 -		46.992	2:29.291	71.59	7.673	15:49:46.084
2 -	1:36.179	46.834	2:23.013	74.73	1.395	15:52:09.097
3 -	1:35.964	46.681	2:22.645	74.92	1.027	15:54:31.742
4 -	1:35.637	47.149	2:22.786	74.85	1.168	15:56:54.528
5 -	1:35.637	46.585	2:22.222 (3)	75.15	0.604	15:59:16.750
6 -	1:35.601	46.396	2:21.997 (2)	75.26	0.379	16:01:38.747
7 -	<b>1:35.342</b>	<b>46.276</b>	<b>2:21.618 (1)</b>	<b>75.47</b>		<b>16:04:00.365</b>

P3 141 GPF David ABRAHAM		Suzuki RG570 - Cambridge Motorcycles				
IDEAL LAP TIME : 2:13.784		BEST LAP TIME : 2:14.050		DIFFERENCE : 0.266		
LAP	SECTOR 1	SECTOR 2	LAP TIME	MPH	DIFF	TIME OF DAY
1 -		45.054	3:18.007	53.97	1:03.957	15:50:34.800
2 -	1:29.551	45.573	2:15.124	79.09	1.074	15:52:49.924
3 -	1:31.162	45.555	2:16.717	78.17	2.667	15:55:06.641
4 -	1:30.164	45.115	2:15.279	79.00	1.229	15:57:21.920
5 -	1:29.600	45.398	2:14.998 (3)	79.17	0.948	15:59:36.918
6 -	<b>1:29.127</b>	44.923	<b>2:14.050 (1)</b>	<b>79.73</b>		<b>16:01:50.968</b>
7 -	1:29.812	<b>44.657</b>	2:14.469 (2)	79.48	0.419	16:04:05.437

P4 81 Scott GRANT		MZ ETZ 250 - Katie, Mum and Dad				
IDEAL LAP TIME : 2:22.039		BEST LAP TIME : 2:22.396		DIFFERENCE : 0.357		
LAP	SECTOR 1	SECTOR 2	LAP TIME	MPH	DIFF	TIME OF DAY
1 -		48.068	2:30.752	70.89	8.356	15:49:47.545
2 -	1:36.733	48.231	2:24.964	73.72	2.568	15:52:12.509
3 -	1:37.974	47.218	2:25.192	73.61	2.796	15:54:37.701
4 -	1:36.155	<b>46.665</b>	2:22.820 (2)	74.83	0.424	15:57:00.521
5 -	<b>1:35.374</b>	47.022	<b>2:22.396 (1)</b>	<b>75.05</b>		<b>15:59:22.917</b>
6 -	1:36.938	47.068	2:24.006	74.21	1.610	16:01:46.923
7 -	1:36.069	47.077	2:23.146 (3)	74.66	0.750	16:04:10.069

P5 75 Peter WOODALL		MZ ETZ 250 - Online Lubricants				
IDEAL LAP TIME : 2:22.913		BEST LAP TIME : 2:22.928		DIFFERENCE : 0.015		
LAP	SECTOR 1	SECTOR 2	LAP TIME	MPH	DIFF	TIME OF DAY
1 -		48.084	2:31.341	70.62	8.413	15:49:48.134
2 -	1:36.289	47.914	2:24.203	74.11	1.275	15:52:12.337
3 -	1:36.882	47.306	2:24.188	74.12	1.260	15:54:36.525
4 -	1:36.207	<b>47.040</b>	2:23.247 (3)	74.61	0.319	15:56:59.772
5 -	1:36.122	47.106	2:23.228 (2)	74.62	0.300	15:59:23.000
6 -	1:36.947	47.276	2:24.223	74.10	1.295	16:01:47.223
7 -	<b>1:35.873</b>	47.055	<b>2:22.928 (1)</b>	<b>74.77</b>		<b>16:04:10.151</b>

# BMCRC - MRO Championships 2022 - Rnd 3 @ Snetterton 300

Illuminate Design 250MZs & Blue Haze GPF

## RACE 16 - SECTOR ANALYSIS



SECTOR 1 = FL to I1, SECTOR 2 = I1 to FL, DIFF = Difference To Personal Best Lap, P = Crossed Finish Line in Pit Lane, D = Time Disallowed

P6		4 GPF		James SEATH		Aprilia RS250 - Ovenden Earthmoving	
IDEAL LAP TIME : 2:15.675		BEST LAP TIME : 2:16.134		DIFFERENCE : 0.459			
LAP	SECTOR 1	SECTOR 2	LAP TIME	MPH	DIFF	TIME OF DAY	
1 -		45.369	3:20.614	53.27	1:04.480	15:50:37.407	
2 -	1:30.715	45.419	<b>2:16.134 (1)</b>	<b>78.51</b>		<b>15:52:53.541</b>	
3 -	1:31.450	<b>45.187</b>	2:16.637	78.22	0.503	15:55:10.178	
4 -	1:31.606	45.242	2:16.848	78.10	0.714	15:57:27.026	
5 -	<b>1:30.488</b>	46.526	2:17.014	78.00	0.880	15:59:44.040	
6 -	1:30.911	45.299	2:16.210 (2)	78.46	0.076	16:02:00.250	
7 -	1:30.807	45.411	2:16.218 (3)	78.46	0.084	16:04:16.468	

P7		29 GPF		Derek CRIPPS		Yamaha TZR - Kelly Cripps - Team FBR	
IDEAL LAP TIME : 2:15.711		BEST LAP TIME : 2:15.982		DIFFERENCE : 0.271			
LAP	SECTOR 1	SECTOR 2	LAP TIME	MPH	DIFF	TIME OF DAY	
1 -		45.266	3:21.378	53.07	1:05.396	15:50:38.171	
2 -	1:31.404	45.029	2:16.433 (3)	78.33	0.451	15:52:54.604	
3 -	1:32.139	44.823	2:16.962	78.03	0.980	15:55:11.566	
4 -	1:31.761	45.410	2:17.171	77.91	1.189	15:57:28.737	
5 -	1:31.308	45.358	2:16.666	78.20	0.684	15:59:45.403	
6 -	1:31.282	<b>44.787</b>	2:16.069 (2)	78.54	0.087	16:02:01.472	
7 -	<b>1:30.924</b>	45.058	<b>2:15.982 (1)</b>	<b>78.59</b>		<b>16:04:17.454</b>	

P8		96		Chris KENT		MZ ETZ 250 - Powder House Coatings Ltd	
IDEAL LAP TIME : 2:23.831		BEST LAP TIME : 2:24.845		DIFFERENCE : 1.014			
LAP	SECTOR 1	SECTOR 2	LAP TIME	MPH	DIFF	TIME OF DAY	
1 -		48.204	2:31.241	70.66	6.396	15:49:48.034	
2 -	<b>1:36.182</b>	48.663	<b>2:24.845 (1)</b>	<b>73.78</b>		<b>15:52:12.879</b>	
3 -	1:37.601	<b>47.649</b>	2:25.250 (2)	73.58	0.405	15:54:38.129	
4 -	1:37.897	48.198	2:26.095 (3)	73.15	1.250	15:57:04.224	
5 -	1:39.127	49.254	2:28.381	72.03	3.536	15:59:32.605	
6 -	1:39.816	49.354	2:29.170	71.65	4.325	16:02:01.775	
7 -	1:39.074	48.754	2:27.828	72.30	2.983	16:04:29.603	

P9		85		Andrew WALES		MZ ETZ 250 - Illuminated Design LTD	
IDEAL LAP TIME : 2:25.324		BEST LAP TIME : 2:25.640		DIFFERENCE : 0.316			
LAP	SECTOR 1	SECTOR 2	LAP TIME	MPH	DIFF	TIME OF DAY	
1 -		58.498	2:41.182	66.31	15.542	15:49:57.975	
2 -	1:38.884	49.249	2:28.133	72.15	2.493	15:52:26.108	
3 -	1:38.401	48.179	2:26.580 (3)	72.91	0.940	15:54:52.688	
4 -	1:38.005	<b>47.635</b>	<b>2:25.640 (1)</b>	<b>73.38</b>		<b>15:57:18.328</b>	
5 -	1:38.622	48.585	2:27.207	72.60	1.567	15:59:45.535	
6 -	<b>1:37.689</b>	48.147	2:25.836 (2)	73.28	0.196	16:02:11.371	
7 -	1:38.643	48.633	2:27.276	72.57	1.636	16:04:38.647	

P10		110 GPF		Mark HAIGH		Aprilia RS250 - Chesterfield CarClinic/The Tuning Works	
IDEAL LAP TIME : 2:18.716		BEST LAP TIME : 2:19.130		DIFFERENCE : 0.414			
LAP	SECTOR 1	SECTOR 2	LAP TIME	MPH	DIFF	TIME OF DAY	
1 -		46.622	3:23.526	52.51	1:04.396	15:50:40.319	
2 -	1:34.854	47.034	2:21.888	75.32	2.758	15:53:02.207	
3 -	1:34.630	47.400	2:22.030	75.25	2.900	15:55:24.237	
4 -	1:33.158	46.328	2:19.486 (3)	76.62	0.356	15:57:43.723	
5 -	<b>1:32.508</b>	46.622	<b>2:19.130 (1)</b>	<b>76.82</b>		<b>16:00:02.853</b>	
6 -	1:34.142	46.630	2:20.772	75.92	1.642	16:02:23.625	
7 -	1:33.062	<b>46.208</b>	2:19.270 (2)	76.74	0.140	16:04:42.895	

# BMCRC - MRO Championships 2022 - Rnd 3 @ Snetterton 300

Illuminate Design 250MZs & Blue Haze GPF

## RACE 16 - SECTOR ANALYSIS



SECTOR 1 = FL to I1, SECTOR 2 = I1 to FL, DIFF = Difference To Personal Best Lap, P = Crossed Finish Line in Pit Lane, D = Time Disallowed

P11 9 Gary HOWLETT		MZ TS250 - HS Racing				
IDEAL LAP TIME : 2:27.645		BEST LAP TIME : 2:28.476		DIFFERENCE : 0.831		
LAP	SECTOR 1	SECTOR 2	LAP TIME	MPH	DIFF	TIME OF DAY
1 -		<b>47.672</b>	2:34.175	69.32	5.699	15:49:50.968
2 -	1:40.167	48.430	2:28.597 (2)	71.92	0.121	15:52:19.565
3 -	1:40.326	49.139	2:29.465	71.50	0.989	15:54:49.030
4 -	<b>1:39.973</b>	49.087	2:29.060 (3)	71.70	0.584	15:57:18.090
5 -	1:40.950	48.659	2:29.609	71.44	1.133	15:59:47.699
6 -	1:40.203	48.273	<b>2:28.476 (1)</b>	<b>71.98</b>		<b>16:02:16.175</b>
7 -	1:40.753	48.518	2:29.271	71.60	0.795	16:04:45.446

P12 26 GPF Damian LEE		Yamaha TZR250 - Leed Autos				
IDEAL LAP TIME : 2:18.839		BEST LAP TIME : 2:19.453		DIFFERENCE : 0.614		
LAP	SECTOR 1	SECTOR 2	LAP TIME	MPH	DIFF	TIME OF DAY
1 -		46.937	3:25.272	52.06	1:05.819	15:50:42.065
2 -	1:33.793	47.208	2:21.001 (3)	75.80	1.548	15:53:03.066
3 -	1:34.038	47.419	2:21.457	75.55	2.004	15:55:24.523
4 -	1:34.587	47.137	2:21.724	75.41	2.271	15:57:46.247
5 -	1:34.233	46.783	2:21.016	75.79	1.563	16:00:07.263
6 -	<b>1:32.958</b>	46.533	2:19.491 (2)	76.62	0.038	16:02:26.754
7 -	1:33.572	<b>45.881</b>	<b>2:19.453 (1)</b>	<b>76.64</b>		<b>16:04:46.207</b>

P13 247 GPF Lee HEALEY		Suzuki VJ22 -				
IDEAL LAP TIME : 2:20.633		BEST LAP TIME : 2:20.937		DIFFERENCE : 0.304		
LAP	SECTOR 1	SECTOR 2	LAP TIME	MPH	DIFF	TIME OF DAY
1 -		46.517	3:25.477	52.01	1:04.540	15:50:42.270
2 -	1:34.640	46.718	2:21.358 (2)	75.61	0.421	15:53:03.628
3 -	1:34.889	46.681	2:21.570	75.49	0.633	15:55:25.198
4 -	1:34.517	<b>46.420</b>	<b>2:20.937 (1)</b>	<b>75.83</b>		<b>15:57:46.135</b>
5 -	1:34.523	46.972	2:21.495 (3)	75.53	0.558	16:00:07.630
6 -	1:34.343	47.234	2:21.577	75.49	0.640	16:02:29.207
7 -	<b>1:34.213</b>	47.608	2:21.821	75.36	0.884	16:04:51.028

P14 151 GPF Nick SMITH		Kawasaki KR-1S - Hi-Precision Engineering Ltd				
IDEAL LAP TIME : 2:20.410		BEST LAP TIME : 2:20.547		DIFFERENCE : 0.137		
LAP	SECTOR 1	SECTOR 2	LAP TIME	MPH	DIFF	TIME OF DAY
1 -		<b>46.345</b>	3:26.050	51.87	1:05.503	15:50:42.843
2 -	1:35.720	46.839	2:22.559	74.97	2.012	15:53:05.402
3 -	1:34.496	46.839	2:21.335 (3)	75.62	0.788	15:55:26.737
4 -	1:34.254	46.540	2:20.794 (2)	75.91	0.247	15:57:47.531
5 -	1:34.199	46.348	<b>2:20.547 (1)</b>	<b>76.04</b>		<b>16:00:08.078</b>
6 -	1:35.118	46.517	2:21.635	75.46	1.088	16:02:29.713
7 -	<b>1:34.065</b>	47.291	2:21.356	75.61	0.809	16:04:51.069

P15 22 Simon FINCH		MZ ETZ250 - BlueCloud Projects Ltd				
IDEAL LAP TIME : 2:29.124		BEST LAP TIME : 2:29.975		DIFFERENCE : 0.851		
LAP	SECTOR 1	SECTOR 2	LAP TIME	MPH	DIFF	TIME OF DAY
1 -		49.532	2:38.226	67.54	8.251	15:49:55.019
2 -	1:40.920	50.215	2:31.135	70.71	1.160	15:52:26.154
3 -	1:41.610	49.379	2:30.989 (2)	70.78	1.014	15:54:57.143
4 -	1:41.711	49.819	2:31.530	70.53	1.555	15:57:28.673
5 -	1:41.288	49.914	2:31.202	70.68	1.227	15:59:59.875
6 -	1:41.846	<b>49.259</b>	2:31.105 (3)	70.73	1.130	16:02:30.980
7 -	<b>1:39.865</b>	50.110	<b>2:29.975 (1)</b>	<b>71.26</b>		<b>16:05:00.955</b>

# BMCRC - MRO Championships 2022 - Rnd 3 @ Snetterton 300

Illuminate Design 250MZs & Blue Haze GPF

## RACE 16 - SECTOR ANALYSIS



SECTOR 1 = FL to I1, SECTOR 2 = I1 to FL, DIFF = Difference To Personal Best Lap, P = Crossed Finish Line in Pit Lane, D = Time Disallowed

P16 32		John ASHMEAD		MZ ETZ 250 -		
IDEAL LAP TIME : 2:29.117		BEST LAP TIME : 2:29.117		DIFFERENCE : 0.000		
LAP	SECTOR 1	SECTOR 2	LAP TIME	MPH	DIFF	TIME OF DAY
1 -		48.407	2:33.460	69.64	4.343	15:49:50.253
2 -	1:41.056	49.061	2:30.117 (2)	71.19	1.000	15:52:20.370
3 -	1:44.651	50.685	2:35.336	68.80	6.219	15:54:55.706
4 -	1:43.095	49.226	2:32.321	70.16	3.204	15:57:28.027
5 -	1:41.937	49.001	2:30.938	70.81	1.821	15:59:58.965
6 -	1:41.958	48.862	2:30.820 (3)	70.86	1.703	16:02:29.785
7 -	<b>1:40.942</b>	<b>48.175</b>	<b>2:29.117 (1)</b>	<b>71.67</b>		<b>16:04:58.902</b>

P17 13 R		Gordon RYAN		MZ ETZ 250 - Prism Work Psychology		
IDEAL LAP TIME : 2:30.642		BEST LAP TIME : 2:30.737		DIFFERENCE : 0.095		
LAP	SECTOR 1	SECTOR 2	LAP TIME	MPH	DIFF	TIME OF DAY
1 -		51.391	2:40.290	66.67	9.553	15:49:57.083
2 -	1:42.167	50.660	2:32.827	69.93	2.090	15:52:29.910
3 -	1:42.366	50.431	2:32.797	69.94	2.060	15:55:02.707
4 -	1:43.461	50.506	2:33.967	69.41	3.230	15:57:36.674
5 -	<b>1:40.947</b>	49.860	2:30.807 (2)	70.87	0.070	16:00:07.481
6 -	1:41.042	<b>49.695</b>	<b>2:30.737 (1)</b>	<b>70.90</b>		<b>16:02:38.218</b>
7 -	1:41.820	49.918	2:31.738 (3)	70.43	1.001	16:05:09.956

P18 59 R		Andrew WELTON		MZ ETZ250 - RE/MAX		
IDEAL LAP TIME :		BEST LAP TIME : 2:31.272		DIFFERENCE :		
LAP	SECTOR 1	SECTOR 2	LAP TIME	MPH	DIFF	TIME OF DAY
1 -			2:36.800	68.16	5.528	15:49:53.593
2 -			2:33.370	69.68	2.098	15:52:26.963
3 -			2:33.025	69.84	1.753	15:54:59.989
4 -			2:32.401 (2)	70.13	1.129	15:57:32.390
5 -			2:33.776	69.50	2.504	16:00:06.166
6 -			2:32.947 (3)	69.88	1.675	16:02:39.113
7 -			<b>2:31.272 (1)</b>	<b>70.65</b>		<b>16:05:10.385</b>

P19 41		Gary WILLIAMS		MZ ETZ 250 -		
IDEAL LAP TIME : 2:33.512		BEST LAP TIME : 2:34.281		DIFFERENCE : 0.769		
LAP	SECTOR 1	SECTOR 2	LAP TIME	MPH	DIFF	TIME OF DAY
1 -		51.021	2:41.111	66.33	6.830	15:49:57.904
2 -	1:43.877	51.237	2:35.114 (2)	68.90	0.833	15:52:33.018
3 -	1:44.110	52.487	2:36.597	68.25	2.316	15:55:09.615
4 -	1:44.358	51.506	2:35.864	68.57	1.583	15:57:45.479
5 -	1:43.609	51.627	2:35.236 (3)	68.85	0.955	16:00:20.715
6 -	1:44.711	<b>50.650</b>	2:35.361	68.79	1.080	16:02:56.076
7 -	<b>1:42.862</b>	51.419	<b>2:34.281 (1)</b>	<b>69.27</b>		<b>16:05:30.357</b>

P20 66 R		Graeme LEWIS		MZ ETZ 250 -		
IDEAL LAP TIME : 2:32.549		BEST LAP TIME : 2:33.268		DIFFERENCE : 0.719		
LAP	SECTOR 1	SECTOR 2	LAP TIME	MPH	DIFF	TIME OF DAY
1 -		51.354	2:47.327	63.87	14.059	15:50:04.120
2 -	1:44.025	50.969	2:34.994	68.95	1.726	15:52:39.114
3 -	1:43.588	<b>50.426</b>	2:34.014 (3)	69.39	0.746	15:55:13.128
4 -	1:43.262	50.966	2:34.228	69.30	0.960	15:57:47.356
5 -	<b>1:42.123</b>	51.145	<b>2:33.268 (1)</b>	<b>69.73</b>		<b>16:00:20.624</b>
6 -	1:44.933	51.036	2:35.969	68.52	2.701	16:02:56.593
7 -	1:42.653	51.324	2:33.977 (2)	69.41	0.709	16:05:30.570



# BMCRC - MRO Championships 2022 - Rnd 3 @ Snetterton 300

Illuminate Design 250MZs & Blue Haze GPF

## RACE 16 - SECTOR ANALYSIS



SECTOR 1 = FL to I1, SECTOR 2 = I1 to FL, DIFF = Difference To Personal Best Lap, P = Crossed Finish Line in Pit Lane, D = Time Disallowed

P21 56		Russell TURNER		MZ ETZ 250 - TT Racing		
IDEAL LAP TIME : 2:38.192		BEST LAP TIME : 2:38.192		DIFFERENCE : 0.000		
LAP	SECTOR 1	SECTOR 2	LAP TIME	MPH	DIFF	TIME OF DAY
1 -		52.936	2:45.478	64.58	7.286	15:50:02.271
2 -	1:45.873	54.536	2:40.409	66.63	2.217	15:52:42.680
3 -	1:47.255	53.821	2:41.076	66.35	2.884	15:55:23.756
4 -	1:49.920	54.935	2:44.855	64.83	6.663	15:58:08.611
5 -	1:46.661	53.390	2:40.051 (3)	66.77	1.859	16:00:48.662
6 -	<b>1:45.709</b>	<b>52.483</b>	<b>2:38.192 (1)</b>	<b>67.56</b>		<b>16:03:26.854</b>
7 -	1:46.830	52.871	2:39.701 (2)	66.92	1.509	16:06:06.555

P22 14		Andy MARKS		MZ ETZ 250 - Kingpin Components		
IDEAL LAP TIME : 2:36.796		BEST LAP TIME : 2:37.146		DIFFERENCE : 0.350		
LAP	SECTOR 1	SECTOR 2	LAP TIME	MPH	DIFF	TIME OF DAY
1 -		53.656	2:51.070	62.47	13.924	15:50:07.863
2 -	1:50.071	55.989	2:46.060	64.36	8.914	15:52:53.923
3 -	1:46.635	53.272	2:39.907	66.83	2.761	15:55:33.830
4 -	1:47.338	52.488	2:39.826	66.87	2.680	15:58:13.656
5 -	1:46.793	51.980	2:38.773 (3)	67.31	1.627	16:00:52.429
6 -	1:45.653	<b>51.493</b>	<b>2:37.146 (1)</b>	<b>68.01</b>		<b>16:03:29.575</b>
7 -	<b>1:45.303</b>	51.854	2:37.157 (2)	68.00	0.011	16:06:06.732

P23 3		Max MAUD		MZ ETZ 250 -		
IDEAL LAP TIME : 2:37.337		BEST LAP TIME : 2:37.626		DIFFERENCE : 0.289		
LAP	SECTOR 1	SECTOR 2	LAP TIME	MPH	DIFF	TIME OF DAY
1 -		<b>51.922</b>	2:46.447	64.21	8.821	15:50:03.240
2 -	<b>1:45.415</b>	53.445	2:38.860	67.27	1.234	15:52:42.100
3 -	1:45.894	52.825	2:38.719 (3)	67.33	1.093	15:55:20.819
4 -	1:45.458	52.168	<b>2:37.626 (1)</b>	<b>67.80</b>		<b>15:57:58.445</b>
5 -	1:47.883	53.203	2:41.086	66.35	3.460	16:00:39.531
6 -	1:46.733	52.687	2:39.420	67.04	1.794	16:03:18.951
7 -	1:46.015	52.086	2:38.101 (2)	67.60	0.475	16:05:57.052

P24 24 R		Tony PARKER		MZ ETZ 250 -		
IDEAL LAP TIME : 2:40.450		BEST LAP TIME : 2:41.299		DIFFERENCE : 0.849		
LAP	SECTOR 1	SECTOR 2	LAP TIME	MPH	DIFF	TIME OF DAY
1 -		54.157	2:50.812	62.57	9.513	15:50:07.605
2 -	1:49.662	55.824	2:45.486	64.58	4.187	15:52:53.091
3 -	1:47.995	54.541	2:42.536	65.75	1.237	15:55:35.627
4 -	1:47.817	54.618	2:42.435 (3)	65.79	1.136	15:58:18.062
5 -	1:49.513	<b>53.531</b>	2:43.044	65.55	1.745	16:01:01.106
6 -	<b>1:46.919</b>	54.380	<b>2:41.299 (1)</b>	<b>66.26</b>		<b>16:03:42.405</b>
7 -	1:48.107	54.017	2:42.124 (2)	65.92	0.825	16:06:24.529

P25 63 R		Clive HILLIER		MZ ETZ 250 - Official MZ Airbag Test pilot		
IDEAL LAP TIME : 2:41.488		BEST LAP TIME : 2:41.488		DIFFERENCE : 0.000		
LAP	SECTOR 1	SECTOR 2	LAP TIME	MPH	DIFF	TIME OF DAY
1 -		53.506	2:49.826	62.93	8.338	15:50:06.619
2 -	1:49.294	54.561	2:43.855	65.22	2.367	15:52:50.474
3 -	1:49.084	54.571	2:43.655	65.30	2.167	15:55:34.129
4 -	1:48.804	54.477	2:43.281 (3)	65.45	1.793	15:58:17.410
5 -	1:50.494	54.216	2:44.710	64.89	3.222	16:01:02.120
6 -	1:48.228	54.121	2:42.349 (2)	65.83	0.861	16:03:44.469
7 -	<b>1:48.164</b>	<b>53.324</b>	<b>2:41.488 (1)</b>	<b>66.18</b>		<b>16:06:25.957</b>

P26 28 GPF		Liam McCARTER		Suzuki GSXR 750 - Katie McCarter		
IDEAL LAP TIME : 2:20.498		BEST LAP TIME :		DIFFERENCE :		
LAP	SECTOR 1	SECTOR 2	LAP TIME	MPH	DIFF	TIME OF DAY
1 -		<b>44.917</b>	3:19.738	53.51		15:50:36.531

# BMCRC - MRO Championships 2022 - Rnd 3 @ Snetterton 300

Illuminate Design 250MZs & Blue Haze GPF

## RACE 16 - SECTOR ANALYSIS



SECTOR 1 = FL to I1, SECTOR 2 = I1 to FL, DIFF = Difference To Personal Best Lap, P = Crossed Finish Line in Pit Lane, D = Time Disallowed

P27 167 GPF Mark BAILEY		Yamaha TZR -				
IDEAL LAP TIME : 2:34.955		BEST LAP TIME :		DIFFERENCE :		
LAP	SECTOR 1	SECTOR 2	LAP TIME	MPH	DIFF	TIME OF DAY
1 -		<b>51.692</b>	3:36.679	49.32		15:50:53.472

# BMCRC - MRO Championships 2022 - Rnd 3 @ Snetterton 300

## Illuminate Design 250MZs & Blue Haze GPF

### RACE 16 - BEST SECTORS

SECTOR 1			SECTOR 2			IDEAL / BEST COMPARISON						
POS	NO	NAME	TIME	NO	NAME	TIME	POS	NO	NAME	IDEAL	BEST	DIFF
									<b>PERFECT LAP</b>	<b>2:13.784</b>		
1	141	ABRAHAM	1:29.127	141	ABRAHAM	44.657	1	141	ABRAHAM	2:13.784	2:14.050	0.266
2	4	SEATH	1:30.488	29	CRIPPS	44.787	2	4	SEATH	2:15.675	2:16.134	0.459
3	29	CRIPPS	1:30.924	28	McCARTER	44.917	3	29	CRIPPS	2:15.711	2:15.982	0.271
4	110	HAIGH	1:32.508	4	SEATH	45.187	4	110	HAIGH	2:18.716	2:19.130	0.414
5	26	LEE	1:32.958	26	LEE	45.881	5	26	LEE	2:18.839	2:19.453	0.614
6	151	SMITH	1:34.065	110	HAIGH	46.208	6	151	SMITH	2:20.410	2:20.547	0.137
7	247	HEALEY	1:34.213	69	MANN	46.276	7	28	McCARTER	2:20.498		
8	95	ROGERS	1:35.161	95	ROGERS	46.309	8	247	HEALEY	2:20.633	2:20.937	0.304
9	69	MANN	1:35.342	151	SMITH	46.345	9	95	ROGERS	2:21.470	2:21.694	0.224
10	81	GRANT	1:35.374	247	HEALEY	46.420	10	69	MANN	2:21.618	2:21.618	0.000
11	28	McCARTER	1:35.581	81	GRANT	46.665	11	81	GRANT	2:22.039	2:22.396	0.357
12	75	WOODALL	1:35.873	75	WOODALL	47.040	12	75	WOODALL	2:22.913	2:22.928	0.015
13	96	KENT	1:36.182	85	WALES	47.635	13	96	KENT	2:23.831	2:24.845	1.014
14	85	WALES	1:37.689	96	KENT	47.649	14	85	WALES	2:25.324	2:25.640	0.316
15	22	FINCH	1:39.865	9	HOWLETT	47.672	15	9	HOWLETT	2:27.645	2:28.476	0.831
16	9	HOWLETT	1:39.973	32	ASHMEAD	48.175	16	32	ASHMEAD	2:29.117	2:29.117	0.000
17	32	ASHMEAD	1:40.942	22	FINCH	49.259	17	22	FINCH	2:29.124	2:29.975	0.851
18	13	RYAN	1:40.947	13	RYAN	49.695	18	13	RYAN	2:30.642	2:30.737	0.095
19	66	LEWIS	1:42.123	66	LEWIS	50.426	19	66	LEWIS	2:32.549	2:33.268	0.719
20	41	WILLIAMS	1:42.862	41	WILLIAMS	50.650	20	41	WILLIAMS	2:33.512	2:34.281	0.769
21	167	BAILEY	1:43.263	14	MARKS	51.493	21	167	BAILEY	2:34.955		
22	14	MARKS	1:45.303	167	BAILEY	51.692	22	14	MARKS	2:36.796	2:37.146	0.350
23	3	MAUD	1:45.415	3	MAUD	51.922	23	3	MAUD	2:37.337	2:37.626	0.289
24	56	TURNER	1:45.709	56	TURNER	52.483	24	56	TURNER	2:38.192	2:38.192	0.000
25	24	PARKER	1:46.919	63	HILLIER	53.324	25	24	PARKER	2:40.450	2:41.299	0.849
26	63	HILLIER	1:48.164	24	PARKER	53.531	26	63	HILLIER	2:41.488	2:41.488	0.000
27							27	59	WELTON		2:31.272	
28												
29												

# BMCRC - MRO Championships 2022 - Rnd 3 @ Snetterton 300

## Illuminate Design 250MZs & Blue Haze GPF

### RACE 16 - STATISTICS

**Competitors Started** 29  
**Planned Start** 2022-05-08 @ 16:05:00.000  
**Actual Start** 2022-05-08 @ 15:47:16.792  
**Finish Time** 2022-05-08 @ 16:04:00.274  
**Track Length** 2.9689mi.  
**Total Laps** 177  
**Total Distance Covered** 525.4973mi.

#### Session Fastest Lap History

NO	CL	NAME	LAP TIME	TIME OF DAY	LAP	VEHICLE
95		Christopher ROGERS	2:22.866	15:52:08.945	2	MZ ETZ 250
141	GPF	David ABRAHAM	2:15.124	15:52:49.936	2	Suzuki RG570
141	GPF	David ABRAHAM	2:14.998	15:59:36.929	5	Suzuki RG570
141	GPF	David ABRAHAM	2:14.050	16:01:50.979	6	Suzuki RG570

#### Session Leader History

NO	CL	NAME	FROM LAP	LAPS LED	DISTANCE	VEHICLE
95		Christopher ROGERS	1	7	20.78 miles	MZ ETZ 250

#### Flag History

TYPE	TIME OF DAY
GREEN	15:47:16.792
FINISH	16:04:00.274

#### Flag Statistics

TYPE	COUNT	TOTAL LAPS	TOTAL TIME
Green	1	7	19:14.475
Red	0	0	0.000
Safety Car	0	0	0.000
FCY	0	0	0.000

# BMCRC - MRO Championships 2022 - Rnd 3 @ Snetterton 300

## Illuminate Design 250MZs & Blue Haze GPF

### RACE 16 - STATISTICS

**CLASS :**

13 Starters

#### Fastest Lap History

NO	NAME	LAP TIME	TIME OF DAY	LAP	VEHICLE
95	Christopher ROGERS	2:22.866	15:52:08.945	2	MZ ETZ 250
95	Christopher ROGERS	2:22.609	15:54:31.578	3	MZ ETZ 250
95	Christopher ROGERS	2:21.694	15:59:16.188	5	MZ ETZ 250
69	Alexander MANN	2:21.618	16:04:00.357	7	MZ TS 250

#### Leader History

NO	NAME	FROM LAP	LAPS LED	DISTANCE	VEHICLE
95	Christopher ROGERS	1	7	20.78 miles	MZ ETZ 250

# BMCRC - MRO Championships 2022 - Rnd 3 @ Snetterton 300

## Illuminate Design 250MZs & Blue Haze GPF

### RACE 16 - STATISTICS

CLASS : R

5 Starters

#### Fastest Lap History

NO	NAME	LAP TIME	TIME OF DAY	LAP	VEHICLE
59	Andrew WELTON	2:33.370	15:52:26.963	2	MZ ETZ250
13	Gordon RYAN	2:32.827	15:52:29.910	2	MZ ETZ 250
13	Gordon RYAN	2:32.797	15:55:02.734	3	MZ ETZ 250
59	Andrew WELTON	2:32.401	15:57:32.390	4	MZ ETZ250
13	Gordon RYAN	2:30.807	16:00:07.508	5	MZ ETZ 250
13	Gordon RYAN	2:30.737	16:02:38.245	6	MZ ETZ 250

#### Leader History

NO	NAME	FROM LAP	LAPS LED	DISTANCE	VEHICLE
59	Andrew WELTON	1	5	14.84 miles	MZ ETZ250
13	Gordon RYAN	6	2	5.93 miles	MZ ETZ 250

# BMCRC - MRO Championships 2022 - Rnd 3 @ Snetterton 300

Illuminate Design 250MZs & Blue Haze GPF

## RACE 16 - STATISTICS

**CLASS : GPF**

11 Starters

### Fastest Lap History

NO	NAME	LAP TIME	TIME OF DAY	LAP	VEHICLE
141	David ABRAHAM	<b>2:15.124</b>	15:52:49.936	2	Suzuki RG570
141	David ABRAHAM	<b>2:14.998</b>	15:59:36.929	5	Suzuki RG570
141	David ABRAHAM	<b>2:14.050</b>	16:01:50.979	6	Suzuki RG570

### Leader History

NO	NAME	FROM LAP	LAPS LED	DISTANCE	VEHICLE
141	David ABRAHAM	1	7	20.78 miles	Suzuki RG570



# EDIASIA FORMULA 400 & INTA MOTORCYCLES BLUE HAZE GP



BMCRC-MRO Championships - Round 3  
Snetterton 300  
7<sup>th</sup> /8<sup>th</sup> May 2022



Timing & Results Provided by Timing Solutions Ltd

[www.tsl-timing.com](http://www.tsl-timing.com)

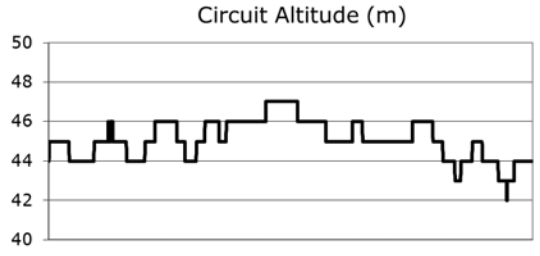
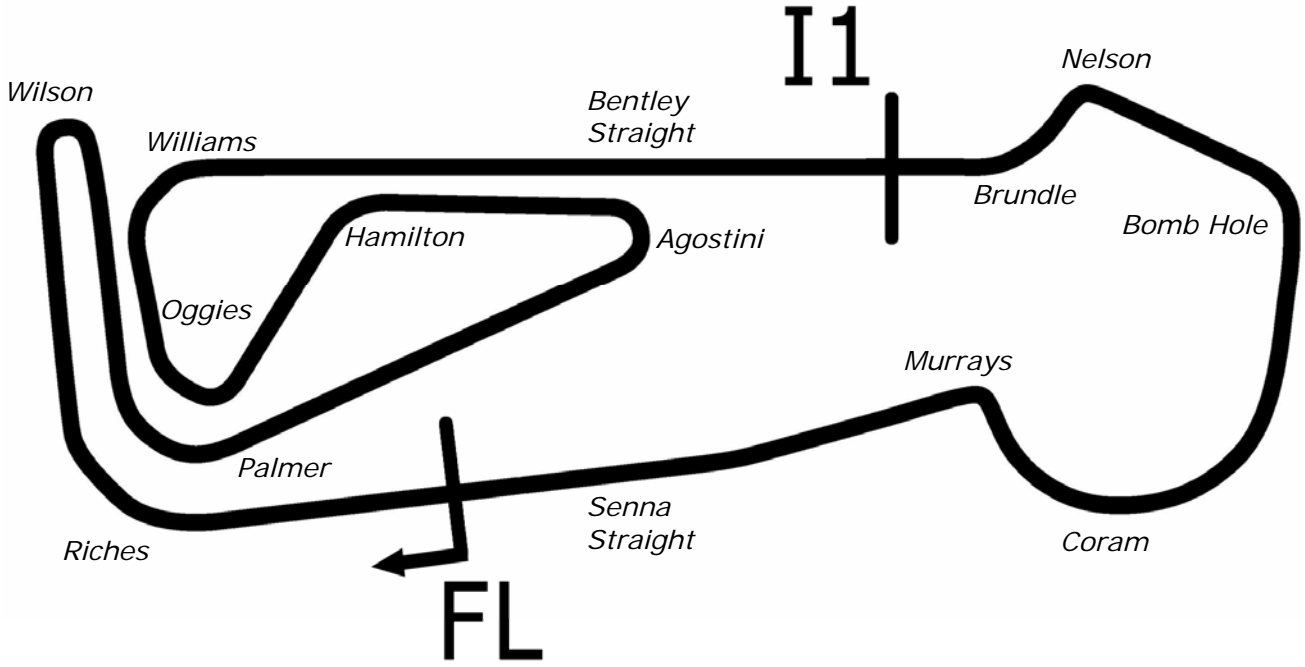


# Snetterton 300



SPORTS TIMING

TIMING SOLUTIONS LTD



Length	2.9689 miles	4778.0 m	
FL		52.46340 N	0.94476 E
I1	3198m	52.46617 N	0.94964 E
Pit Entry	4572m	52.46364 N	0.94774 E
Pit Exit	40m after FL	52.46338 N	0.94420 E
Pit Entry-Pit Exit 246m, 17.7s @50kph, 14.7s @60kph			

All results available at [www.tsl-timing.com](http://www.tsl-timing.com)

# BMCRC - MRO Championships 2022 - Rnd 3 @ Snetterton 300

## EDlasia Formula 400 & Blue Haze GP

### QUALIFYING - CLASSIFICATION



POS	NO	CL	PIC NAME	ENTRY	TIME	ON	LAPS	GAP	DIFF	MPH
1	117	GP	1 Stuart HALL	Yamaha TZ250 -	2:28.996	5	5			71.73
2	1		1 James SEATH	Kawasaki ZXR400 L9 - Ovenden Earthmoving	2:33.719	4	5	4.723	4.723	69.52
3	351	S	1 Sam DIGBY-BAKER	Kawasaki ZXR400 -	2:34.512	4	5	5.516	0.793	69.17
4	33	S	2 Carl JOHNSTONE	Yamaha FZR400RR - EDlasia	2:34.764	5	5	5.768	0.252	69.06
5	25	S/R	1 Haydon SMITH	Kawasaki ZXR400 - HI-Precision Engineering Ltd	2:34.974	5	5	5.978	0.210	68.96
6	48		2 Richie WELSH	Yamaha FZR 400 RRSP - EDEN'S BABY EXPERIENC	2:35.441	4	5	6.445	0.467	68.75
7	17		3 Sam HIRST	Kawasaki NINJA - Valley Racing	2:39.149	4	5	10.153	3.708	67.15
8	60*	GP	2 Daniel GOUGH	Yamaha TZ 250 - Kieran Lewis/G Force Mc	2:40.023	3	5	11.027	0.874	66.79
9	64	GP	3 Phil ELLIS	Yamaha TZ250B -	2:40.193	4	4	11.197	0.170	66.72
10	186		4 Steve RICHARDS	Kawasaki ZXR400 -	2:40.669	3	3	11.673	0.476	66.52
11	77		5 Roy DEWHURST	Kawasaki ZXR 400 - Dawn	2:41.503	4	4	12.507	0.834	66.17
12	75		6 Gary FRASER	Kawasaki ZXR 400 - WRIGHTS AUTOBODY REPAIR F	2:41.765	4	4	12.769	0.262	66.07
13	0	GP	4 Paul TOLAND	Yamaha TZ 250 4TW - Kippers keys	2:41.774	4	5	12.778	0.009	66.06
14	151	S	3 Nick SMITH	Kawasaki KR-1S - Hi-Precision Engineering Ltd	2:42.200	4	4	13.204	0.426	65.89
15	97	S	4 Nicholas TAIG	Honda VFR400 NC30 - RST, Bell Helmets UK	2:43.006	4	4	14.010	0.806	65.56
16	188	S	5 Michael STANLEY	Yamaha TZR250 -	2:43.815	2	4	14.819	0.809	65.24
17	65		7 Andrew MOXON	Honda VFR 400 NC30 - Vanguard Msport Uckfield + D/	2:43.981	4	4	14.985	0.166	65.17
18	19		8 James O'MARA	Kawasaki NINJA 400 - BRP Machining Ltd	2:45.235	2	4	16.239	1.254	64.68
19	10		9 Mike BRUNSDON	Kawasaki NINJA 400 - CF Fairford	2:48.183	3	4	19.187	2.948	63.55
20	110		10 Mark HAIGH	Aprilia RS250 - Chesterfield CarClinic/The Tuning Work	2:49.362	4	4	20.366	1.179	63.10
21	24	S	6 Harley GODZISZ	Honda NC30 - Kamper Security	2:50.122	4	4	21.126	0.760	62.82
22	32		11 Conor MURRAY	Kawasaki NINJA 300 -	2:50.940	4	4	21.944	0.818	62.52
23	15	S	7 Julian DAWE	Honda RVF400 - EM Acoustics	2:55.181	4	4	26.185	4.241	61.01
24	148		12 Kevin SABBARTON	Kawasaki NINJA 300 -	2:57.684	2	2	28.688	2.503	60.15
25	8	GP	5 Phil ATKINSON	Yamaha TZ350 - ROSE MOT/Q Oil Treatments	3:00.418	3	3	31.422	2.734	59.24
26	71	S	8 Alan BUSHELL	Yamaha RD250LC -	3:01.939	2	2	32.943	1.521	58.74
27	119	GP	6 Ian STANFORD	Honda RS 250 - N and J Stanford Suspended Ceilings ;	3:06.186	2	2	37.190	4.247	57.40
28	88	GP	7 George PRINOS	Yamaha TZ250 - KAPPA PLANNING LTD	4:21.661	3	3	1:52.665	1:15.475	40.84
29	7	GP	8 Bruce DUNN	Yamaha TZ250 - Bilstein UK			0			
30	56	R	1 Phil MARSH	Kawasaki ZXR400 -			0			

\* Bike 60 - Please fit a working transponder

Weather / Track : Cloudy / Wet

These results are provisional until the conclusion of any judicial and technical matters.

Snetterton 300: 2.9689 miles

Date: 07/05/2022 Start: 09:01 Finish: 09:13

Clerk Of Course :	Stewards :	Timekeeper : Craig Smith
-------------------	------------	--------------------------

Results can be found at [www.tsl-timing.com](http://www.tsl-timing.com)

Printed - 09:17 Saturday, 07 May 2022



# BMCRC - MRO Championships 2022 - Rnd 3 @ Snetterton 300

## EDlasia Formula 400 & Blue Haze GP

### QUALIFYING - SECTOR ANALYSIS



SECTOR 1 = FL to I1, SECTOR 2 = I1 to FL, DIFF = Difference To Personal Best Lap, P = Crossed Finish Line in Pit Lane, D = Time Disallowed

P1 117 GP		Stuart HALL		Yamaha TZ250 -			
IDEAL LAP TIME : 2:28.310		BEST LAP TIME : 2:28.996		DIFFERENCE : 0.686			
LAP	SECTOR 1	SECTOR 2	LAP TIME	MPH	DIFF	TIME OF DAY	
1 -	1:54.648	52.921	2:47.569	63.78	18.573	09:04:55.761	
2 -	1:43.077	51.054	2:34.131	69.34	5.135	09:07:29.892	
3 -	1:42.001	49.945	2:31.946 (3)	70.34	2.950	09:10:01.838	
4 -	1:41.490	<b>49.519</b>	2:31.009 (2)	70.77	2.013	09:12:32.847	
5 -	<b>1:38.791</b>	50.205	<b>2:28.996 (1)</b>	<b>71.73</b>		<b>09:15:01.843</b>	

P2 1		James SEATH		Kawasaki ZXR400 L9 - Ovenden Earthmoving			
IDEAL LAP TIME : 2:33.719		BEST LAP TIME : 2:33.719		DIFFERENCE : 0.000			
LAP	SECTOR 1	SECTOR 2	LAP TIME	MPH	DIFF	TIME OF DAY	
1 -	1:57.866	56.594	2:54.460	61.26	20.741	09:04:55.530	
2 -	1:47.755	53.791	2:41.546	66.16	7.827	09:07:37.076	
3 -	1:43.875	52.513	2:36.388 (3)	68.34	2.669	09:10:13.464	
4 -	<b>1:41.971</b>	<b>51.748</b>	<b>2:33.719 (1)</b>	<b>69.52</b>		<b>09:12:47.183</b>	
5 -	1:42.036	52.898	2:34.934 (2)	68.98	1.215	09:15:22.117	

P3 351 S		Sam DIGBY-BAKER		Kawasaki ZXR400 -			
IDEAL LAP TIME : 2:34.512		BEST LAP TIME : 2:34.512		DIFFERENCE : 0.000			
LAP	SECTOR 1	SECTOR 2	LAP TIME	MPH	DIFF	TIME OF DAY	
1 -	1:56.062	55.533	2:51.595	62.28	17.083	09:04:53.365	
2 -	1:47.727	54.005	2:41.732	66.08	7.220	09:07:35.097	
3 -	1:44.873	52.373	2:37.246 (2)	67.97	2.734	09:10:12.343	
4 -	<b>1:42.842</b>	<b>51.670</b>	<b>2:34.512 (1)</b>	<b>69.17</b>		<b>09:12:46.855</b>	
5 -	1:44.936	52.936	2:37.872 (3)	67.70	3.360	09:15:24.727	

P4 33 S		Carl JOHNSTONE		Yamaha FZR400RR - EDlasia			
IDEAL LAP TIME : 2:33.832		BEST LAP TIME : 2:34.764		DIFFERENCE : 0.932			
LAP	SECTOR 1	SECTOR 2	LAP TIME	MPH	DIFF	TIME OF DAY	
1 -	1:54.136	56.625	2:50.761	62.59	15.997	09:04:55.077	
2 -	1:45.888	52.501	2:38.389	67.47	3.625	09:07:33.466	
3 -	1:43.015	<b>51.989</b>	2:35.004 (2)	68.95	0.240	09:10:08.470	
4 -	1:42.828	52.185	2:35.013 (3)	68.94	0.249	09:12:43.483	
5 -	<b>1:41.843</b>	52.921	<b>2:34.764 (1)</b>	<b>69.06</b>		<b>09:15:18.247</b>	

P5 25 S/R		Haydon SMITH		Kawasaki ZXR400 - HI-Precision Engineering Ltd			
IDEAL LAP TIME : 2:34.949		BEST LAP TIME : 2:34.974		DIFFERENCE : 0.025			
LAP	SECTOR 1	SECTOR 2	LAP TIME	MPH	DIFF	TIME OF DAY	
1 -	2:00.109	56.192	2:56.301	60.62	21.327	09:04:59.942	
2 -	1:49.145	54.457	2:43.602	65.32	8.628	09:07:43.544	
3 -	1:46.142	52.856	2:38.998 (3)	67.22	4.024	09:10:22.542	
4 -	<b>1:42.848</b>	52.316	2:35.164 (2)	68.88	0.190	09:12:57.706	
5 -	1:42.873	<b>52.101</b>	<b>2:34.974 (1)</b>	<b>68.96</b>		<b>09:15:32.680</b>	

P6 48		Richie WELSH		Yamaha FZR 400 RRSP - EDEN'S BABY EXPERIENCES/ PETI			
IDEAL LAP TIME : 2:34.714		BEST LAP TIME : 2:35.441		DIFFERENCE : 0.727			
LAP	SECTOR 1	SECTOR 2	LAP TIME	MPH	DIFF	TIME OF DAY	
1 -	1:54.518	53.914	2:48.432	63.45	12.991	09:04:48.496	
2 -	1:46.370	52.432	2:38.802	67.30	3.361	09:07:27.298	
3 -	1:45.019	51.602	2:36.621 (3)	68.24	1.180	09:10:03.919	
4 -	1:44.202	<b>51.239</b>	<b>2:35.441 (1)</b>	<b>68.75</b>		<b>09:12:39.360</b>	
5 -	<b>1:43.475</b>	52.002	2:35.477 (2)	68.74	0.036	09:15:14.837	

# BMCRC - MRO Championships 2022 - Rnd 3 @ Snetterton 300

## EDlasia Formula 400 & Blue Haze GP

### QUALIFYING - SECTOR ANALYSIS



SECTOR 1 = FL to I1, SECTOR 2 = I1 to FL, DIFF = Difference To Personal Best Lap, P = Crossed Finish Line in Pit Lane, D = Time Disallowed

<b>P7 17 Sam HIRST</b>		Kawasaki NINJA - Valley Racing				
IDEAL LAP TIME : 2:39.149		BEST LAP TIME : 2:39.149		DIFFERENCE : 0.000		
LAP	SECTOR 1	SECTOR 2	LAP TIME	MPH	DIFF	TIME OF DAY
1 -	1:59.723	57.184	2:56.907	60.41	17.758	09:05:12.447
2 -	1:50.565	53.562	2:44.127	65.12	4.978	09:07:56.574
3 -	1:46.930	54.216	2:41.146 (2)	66.32	1.997	09:10:37.720
4 -	<b>1:45.771</b>	<b>53.378</b>	<b>2:39.149 (1)</b>	<b>67.15</b>		<b>09:13:16.869</b>
5 -	1:47.318	54.068	2:41.386 (3)	66.22	2.237	09:15:58.255

<b>P8 60 GP Daniel GOUGH</b>		Yamaha TZ 250 - Kieran Lewis/G Force Mc				
IDEAL LAP TIME :		BEST LAP TIME : 2:40.023		DIFFERENCE :		
LAP	SECTOR 1	SECTOR 2	LAP TIME	MPH	DIFF	TIME OF DAY
1 -			2:57.331	60.27	17.308	09:05:07.440
2 -			2:42.143 (3)	65.91	2.120	09:07:49.583
3 -			<b>2:40.023 (1)</b>	<b>66.79</b>		<b>09:10:29.606</b>
4 -			2:40.782 (2)	66.47	0.759	09:13:10.388
5 -			2:42.615	65.72	2.592	09:15:53.003

<b>P9 64 GP Phil ELLIS</b>		Yamaha TZ250B -				
IDEAL LAP TIME : 2:38.991		BEST LAP TIME : 2:40.193		DIFFERENCE : 1.202		
LAP	SECTOR 1	SECTOR 2	LAP TIME	MPH	DIFF	TIME OF DAY
1 -	2:06.832	IN PIT	5:00.244 P	35.59	2:20.051	09:07:10.031
2 -	OUTLAP	56.261	2:46.743	64.09	6.550	09:09:56.774
3 -	1:47.184	<b>53.411</b>	2:40.595 (2)	66.55	0.402	09:12:37.369
4 -	<b>1:45.580</b>	54.613	<b>2:40.193 (1)</b>	<b>66.72</b>		<b>09:15:17.562</b>

<b>P10 186 Steve RICHARDS</b>		Kawasaki ZXR400 -				
IDEAL LAP TIME : 2:39.387		BEST LAP TIME : 2:40.669		DIFFERENCE : 1.282		
LAP	SECTOR 1	SECTOR 2	LAP TIME	MPH	DIFF	TIME OF DAY
1 -	1:54.352	58.104	2:52.456 (3)	61.97	11.787	09:06:31.407
2 -	1:48.390	<b>54.482</b>	2:42.872 (2)	65.62	2.203	09:09:14.279
3 -	1:45.422	55.247	<b>2:40.669 (1)</b>	<b>66.52</b>		<b>09:11:54.948</b>

<b>P11 77 Roy DEWHURST</b>		Kawasaki ZXR 400 - Dawn				
IDEAL LAP TIME : 2:41.503		BEST LAP TIME : 2:41.503		DIFFERENCE : 0.000		
LAP	SECTOR 1	SECTOR 2	LAP TIME	MPH	DIFF	TIME OF DAY
1 -	2:11.769	1:02.157	3:13.926	55.11	32.423	09:05:26.343
2 -	1:51.495	59.738	2:51.233 (3)	62.41	9.730	09:08:17.576
3 -	1:48.236	55.424	2:43.660 (2)	65.30	2.157	09:11:01.236
4 -	<b>1:46.142</b>	<b>55.361</b>	<b>2:41.503 (1)</b>	<b>66.17</b>		<b>09:13:42.739</b>

<b>P12 75 Gary FRASER</b>		Kawasaki ZXR 400 - WRIGHTS AUTOBODY REPAIR ROCHES				
IDEAL LAP TIME : 2:41.399		BEST LAP TIME : 2:41.765		DIFFERENCE : 0.366		
LAP	SECTOR 1	SECTOR 2	LAP TIME	MPH	DIFF	TIME OF DAY
1 -	2:03.959	56.804	3:00.763	59.12	18.998	09:05:05.895
2 -	1:49.812	54.832	2:44.644 (3)	64.91	2.879	09:07:50.539
3 -	<b>1:47.836</b>	54.529	2:42.365 (2)	65.82	0.600	09:10:32.904
4 -	1:48.202	<b>53.563</b>	<b>2:41.765 (1)</b>	<b>66.07</b>		<b>09:13:14.669</b>

<b>P13 0 GP Paul TOLAND</b>		Yamaha TZ 250 4TW - Kippers keys				
IDEAL LAP TIME : 2:41.136		BEST LAP TIME : 2:41.774		DIFFERENCE : 0.638		
LAP	SECTOR 1	SECTOR 2	LAP TIME	MPH	DIFF	TIME OF DAY
1 -	2:02.456	57.631	3:00.087	59.34	18.313	09:05:07.133
2 -	1:51.614	55.270	2:46.884	64.04	5.110	09:07:54.017
3 -	<b>1:47.945</b>	55.347	2:43.292 (3)	65.45	1.518	09:10:37.309
4 -	1:48.580	53.194	<b>2:41.774 (1)</b>	<b>66.06</b>		<b>09:13:19.083</b>
5 -	1:49.145	<b>53.191</b>	2:42.336 (2)	65.83	0.562	09:16:01.419

# BMCRC - MRO Championships 2022 - Rnd 3 @ Snetterton 300

## EDlasia Formula 400 & Blue Haze GP

### QUALIFYING - SECTOR ANALYSIS



SECTOR 1 = FL to I1, SECTOR 2 = I1 to FL, DIFF = Difference To Personal Best Lap, P = Crossed Finish Line in Pit Lane, D = Time Disallowed

P14 151 S		Nick SMITH		Kawasaki KR-1S - Hi-Precision Engineering Ltd			
IDEAL LAP TIME : 2:42.054		BEST LAP TIME : 2:42.200		DIFFERENCE : 0.146			
LAP	SECTOR 1	SECTOR 2	LAP TIME	MPH	DIFF	TIME OF DAY	
1 -	1:55.435	56.208	2:51.643	62.26	9.443	09:05:31.289	
2 -	1:50.123	55.904	2:46.027 (3)	64.37	3.827	09:08:17.316	
3 -	1:49.607	<b>55.772</b>	2:45.379 (2)	64.62	3.179	09:11:02.695	
4 -	<b>1:46.282</b>	55.918	<b>2:42.200 (1)</b>	<b>65.89</b>		<b>09:13:44.895</b>	

P15 97 S		Nicholas TAIG		Honda VFR400 NC30 - RST, Bell Helmets UK			
IDEAL LAP TIME : 2:43.006		BEST LAP TIME : 2:43.006		DIFFERENCE : 0.000			
LAP	SECTOR 1	SECTOR 2	LAP TIME	MPH	DIFF	TIME OF DAY	
1 -	2:01.128	1:00.683	3:01.811	58.78	18.805	09:05:11.513	
2 -	1:52.235	56.875	2:49.110 (3)	63.20	6.104	09:08:00.623	
3 -	1:49.861	58.766	2:48.627 (2)	63.38	5.621	09:10:49.250	
4 -	<b>1:47.642</b>	<b>55.364</b>	<b>2:43.006 (1)</b>	<b>65.56</b>		<b>09:13:32.256</b>	

P16 188 S		Michael STANLEY		Yamaha TZR250 -			
IDEAL LAP TIME : 2:41.142		BEST LAP TIME : 2:43.815		DIFFERENCE : 2.673			
LAP	SECTOR 1	SECTOR 2	LAP TIME	MPH	DIFF	TIME OF DAY	
1 -	2:01.017	57.039	2:58.056 (2)	60.02	14.241	09:05:01.178	
2 -	1:49.803	<b>54.012</b>	<b>2:43.815 (1)</b>	<b>65.24</b>		<b>09:07:44.993</b>	
3 -	<b>1:47.130</b>	IN PIT	4:57.788 P	35.89	2:13.973	09:12:42.781	
4 -	OUTLAP	55.637	2:47.844	63.67	4.029	09:15:30.625	

P17 65		Andrew MOXON		Honda VFR 400 NC30 - Vanguard Msport Uckfield + DART Msp			
IDEAL LAP TIME : 2:43.981		BEST LAP TIME : 2:43.981		DIFFERENCE : 0.000			
LAP	SECTOR 1	SECTOR 2	LAP TIME	MPH	DIFF	TIME OF DAY	
1 -	2:07.505	1:01.000	3:08.505	56.69	24.524	09:05:10.787	
2 -	1:51.905	57.272	2:49.177 (3)	63.17	5.196	09:07:59.964	
3 -	1:50.244	57.204	2:47.448 (2)	63.82	3.467	09:10:47.412	
4 -	<b>1:48.083</b>	<b>55.898</b>	<b>2:43.981 (1)</b>	<b>65.17</b>		<b>09:13:31.393</b>	

P18 19		James O'MARA		Kawasaki NINJA 400 - BRP Machining Ltd			
IDEAL LAP TIME : 2:44.408		BEST LAP TIME : 2:45.235		DIFFERENCE : 0.827			
LAP	SECTOR 1	SECTOR 2	LAP TIME	MPH	DIFF	TIME OF DAY	
1 -	1:55.667	58.125	2:53.792	61.49	8.557	09:05:49.346	
2 -	1:49.766	55.469	<b>2:45.235 (1)</b>	<b>64.68</b>		<b>09:08:34.581</b>	
3 -	1:50.517	<b>54.722</b>	2:45.239 (2)	64.68	0.004	09:11:19.820	
4 -	<b>1:49.686</b>	55.841	2:45.527 (3)	64.57	0.292	09:14:05.347	

P19 10		Mike BRUNSDON		Kawasaki NINJA 400 - CF Fairford			
IDEAL LAP TIME : 2:48.183		BEST LAP TIME : 2:48.183		DIFFERENCE : 0.000			
LAP	SECTOR 1	SECTOR 2	LAP TIME	MPH	DIFF	TIME OF DAY	
1 -	2:05.560	1:00.914	3:06.474	57.31	18.291	09:05:13.611	
2 -	1:53.760	56.904	2:50.664 (2)	62.62	2.481	09:08:04.275	
3 -	<b>1:51.390</b>	<b>56.793</b>	<b>2:48.183 (1)</b>	<b>63.55</b>		<b>09:10:52.458</b>	
4 -	1:54.086	56.916	2:51.002 (3)	62.50	2.819	09:13:43.460	

P20 110		Mark HAIGH		Aprilia RS250 - Chesterfield CarClinic/The Tuning Works			
IDEAL LAP TIME : 2:49.362		BEST LAP TIME : 2:49.362		DIFFERENCE : 0.000			
LAP	SECTOR 1	SECTOR 2	LAP TIME	MPH	DIFF	TIME OF DAY	
1 -	2:14.028	1:04.449	3:18.477	53.85	29.115	09:05:29.373	
2 -	1:59.872	1:01.103	3:00.975 (3)	59.05	11.613	09:08:30.348	
3 -	1:55.040	58.326	2:53.366 (2)	61.65	4.004	09:11:23.714	
4 -	<b>1:52.574</b>	<b>56.788</b>	<b>2:49.362 (1)</b>	<b>63.10</b>		<b>09:14:13.076</b>	

# BMCRG - MRO Championships 2022 - Rnd 3 @ Snetterton 300

## EDlasia Formula 400 & Blue Haze GP

### QUALIFYING - SECTOR ANALYSIS



SECTOR 1 = FL to I1, SECTOR 2 = I1 to FL, DIFF = Difference To Personal Best Lap, P = Crossed Finish Line in Pit Lane, D = Time Disallowed

P21 24 S		Harley GODZISZ		Honda NC30 - Kamper Security			
IDEAL LAP TIME : 2:50.122		BEST LAP TIME : 2:50.122		DIFFERENCE : 0.000			
LAP	SECTOR 1	SECTOR 2	LAP TIME	MPH	DIFF	TIME OF DAY	
1 -	2:12.588	1:03.736	3:16.324	54.44	26.202	09:05:25.893	
2 -	1:57.320	58.380	2:55.700 (3)	60.83	5.578	09:08:21.593	
3 -	1:54.474	58.270	2:52.744 (2)	61.87	2.622	09:11:14.337	
4 -	<b>1:53.684</b>	<b>56.438</b>	<b>2:50.122 (1)</b>	<b>62.82</b>		<b>09:14:04.459</b>	

P22 32		Conor MURRAY		Kawasaki NINJA 300 -			
IDEAL LAP TIME : 2:50.796		BEST LAP TIME : 2:50.940		DIFFERENCE : 0.144			
LAP	SECTOR 1	SECTOR 2	LAP TIME	MPH	DIFF	TIME OF DAY	
1 -	2:05.279	1:00.179	3:05.458	57.63	14.518	09:06:32.394	
2 -	1:57.192	59.092	2:56.284 (3)	60.62	5.344	09:09:28.678	
3 -	1:54.568	<b>57.796</b>	2:52.364 (2)	62.00	1.424	09:12:21.042	
4 -	<b>1:53.000</b>	57.940	<b>2:50.940 (1)</b>	<b>62.52</b>		<b>09:15:11.982</b>	

P23 15 S		Julian DAWE		Honda RVF400 - EM Acoustics			
IDEAL LAP TIME : 2:53.522		BEST LAP TIME : 2:55.181		DIFFERENCE : 1.659			
LAP	SECTOR 1	SECTOR 2	LAP TIME	MPH	DIFF	TIME OF DAY	
1 -	1:57.429	<b>57.979</b>	2:55.408 (2)	60.93	0.227	09:04:55.183	
2 -	2:01.017	59.793	3:00.810	59.11	5.629	09:07:55.993	
3 -	<b>1:55.543</b>	1:00.341	2:55.884 (3)	60.76	0.703	09:10:51.877	
4 -	1:55.882	59.299	<b>2:55.181 (1)</b>	<b>61.01</b>		<b>09:13:47.058</b>	

P24 148		Kevin SABBARTON		Kawasaki NINJA 300 -			
IDEAL LAP TIME : 2:57.684		BEST LAP TIME : 2:57.684		DIFFERENCE : 0.000			
LAP	SECTOR 1	SECTOR 2	LAP TIME	MPH	DIFF	TIME OF DAY	
1 -	2:03.214	1:02.212	3:05.426 (2)	57.64	7.742	09:05:51.438	
2 -	<b>1:57.976</b>	<b>59.708</b>	<b>2:57.684 (1)</b>	<b>60.15</b>		<b>09:08:49.122</b>	

P25 8 GP		Phil ATKINSON		Yamaha TZ350 - ROSE MOT/Q Oil Treatments			
IDEAL LAP TIME : 3:00.418		BEST LAP TIME : 3:00.418		DIFFERENCE : 0.000			
LAP	SECTOR 1	SECTOR 2	LAP TIME	MPH	DIFF	TIME OF DAY	
1 -	2:40.067	1:10.049	3:50.116 (3)	46.44	49.698	09:08:21.298	
2 -	2:03.779	1:01.945	3:05.724 (2)	57.54	5.306	09:11:27.022	
3 -	<b>1:59.005</b>	<b>1:01.413</b>	<b>3:00.418 (1)</b>	<b>59.24</b>		<b>09:14:27.440</b>	

P26 71 S		Alan BUSHELL		Yamaha RD250LC -			
IDEAL LAP TIME : 3:01.939		BEST LAP TIME : 3:01.939		DIFFERENCE : 0.000			
LAP	SECTOR 1	SECTOR 2	LAP TIME	MPH	DIFF	TIME OF DAY	
1 -	2:15.353	1:02.356	3:17.709 (2)	54.05	15.770	09:05:31.498	
2 -	<b>2:00.328</b>	<b>1:01.611</b>	<b>3:01.939 (1)</b>	<b>58.74</b>		<b>09:08:33.437</b>	

P27 119 GP		Ian STANFORD		Honda RS 250 - N and J Stanford Suspended Ceilings and Parti			
IDEAL LAP TIME : 3:06.186		BEST LAP TIME : 3:06.186		DIFFERENCE : 0.000			
LAP	SECTOR 1	SECTOR 2	LAP TIME	MPH	DIFF	TIME OF DAY	
1 -	2:11.388	1:03.660	3:15.048 (2)	54.79	8.862	09:05:25.454	
2 -	<b>2:03.493</b>	<b>1:02.693</b>	<b>3:06.186 (1)</b>	<b>57.40</b>		<b>09:08:31.640</b>	

P28 88 GP		George PRINOS		Yamaha TZ250 - KAPPA PLANNING LTD			
IDEAL LAP TIME : 4:21.661		BEST LAP TIME : 4:21.661		DIFFERENCE : 0.000			
LAP	SECTOR 1	SECTOR 2	LAP TIME	MPH	DIFF	TIME OF DAY	
1 -	3:00.452	1:28.613	4:29.065 (3)	39.72	7.404	09:06:45.190	
2 -	2:55.175	1:27.954	4:23.129 (2)	40.61	1.468	09:11:08.319	
3 -	<b>2:55.170</b>	<b>1:26.491</b>	<b>4:21.661 (1)</b>	<b>40.84</b>		<b>09:15:29.980</b>	

# BMCRC - MRO Championships 2022 - Rnd 3 @ Snetterton 300

## EDlasia Formula 400 & Blue Haze GP

### QUALIFYING - BEST SECTORS

SECTOR 1				SECTOR 2				IDEAL / BEST COMPARISON				
POS	NO	NAME	TIME	NO	NAME	TIME	POS	NO	NAME	IDEAL	BEST	DIFF
									<b>PERFECT LAP</b>	<b>2:28.310</b>		
1	117	HALL	1:38.791	117	HALL	49.519	1	117	HALL	2:28.310	2:28.996	0.686
2	33	JOHNSTONE	1:41.843	48	WELSH	51.239	2	1	SEATH	2:33.719	2:33.719	0.000
3	1	SEATH	1:41.971	351	DIGBY-BAKER	51.670	3	33	JOHNSTONE	2:33.832	2:34.764	0.932
4	351	DIGBY-BAKER	1:42.842	1	SEATH	51.748	4	351	DIGBY-BAKER	2:34.512	2:34.512	0.000
5	25	SMITH	1:42.848	33	JOHNSTONE	51.989	5	48	WELSH	2:34.714	2:35.441	0.727
6	48	WELSH	1:43.475	25	SMITH	52.101	6	25	SMITH	2:34.949	2:34.974	0.025
7	186	RICHARDS	1:44.905	0	TOLAND	53.191	7	64	ELLIS	2:38.991	2:40.193	1.202
8	64	ELLIS	1:45.580	17	HIRST	53.378	8	17	HIRST	2:39.149	2:39.149	0.000
9	17	HIRST	1:45.771	64	ELLIS	53.411	9	186	RICHARDS	2:39.387	2:40.669	1.282
10	77	DEWHURST	1:46.142	75	FRASER	53.563	10	0	TOLAND	2:41.136	2:41.774	0.638
11	151	SMITH	1:46.282	188	STANLEY	54.012	11	188	STANLEY	2:41.142	2:43.815	2.673
12	188	STANLEY	1:47.130	186	RICHARDS	54.482	12	75	FRASER	2:41.399	2:41.765	0.366
13	97	TAIG	1:47.642	19	O'MARA	54.722	13	77	DEWHURST	2:41.503	2:41.503	0.000
14	75	FRASER	1:47.836	77	DEWHURST	55.361	14	151	SMITH	2:42.054	2:42.200	0.146
15	0	TOLAND	1:47.945	97	TAIG	55.364	15	97	TAIG	2:43.006	2:43.006	0.000
16	65	MOXON	1:48.083	151	SMITH	55.772	16	65	MOXON	2:43.981	2:43.981	0.000
17	19	O'MARA	1:49.686	65	MOXON	55.898	17	19	O'MARA	2:44.408	2:45.235	0.827
18	10	BRUNSDON	1:51.390	24	GODZISZ	56.438	18	10	BRUNSDON	2:48.183	2:48.183	0.000
19	110	HAIGH	1:52.574	110	HAIGH	56.788	19	110	HAIGH	2:49.362	2:49.362	0.000
20	32	MURRAY	1:53.000	10	BRUNSDON	56.793	20	24	GODZISZ	2:50.122	2:50.122	0.000
21	24	GODZISZ	1:53.684	32	MURRAY	57.796	21	32	MURRAY	2:50.796	2:50.940	0.144
22	15	DAWE	1:55.543	15	DAWE	57.979	22	15	DAWE	2:53.522	2:55.181	1.659
23	148	SABBARTON	1:57.976	148	SABBARTON	59.708	23	148	SABBARTON	2:57.684	2:57.684	0.000
24	8	ATKINSON	1:59.005	8	ATKINSON	1:01.413	24	8	ATKINSON	3:00.418	3:00.418	0.000
25	71	BUSHELL	2:00.328	71	BUSHELL	1:01.611	25	71	BUSHELL	3:01.939	3:01.939	0.000
26	119	STANFORD	2:03.493	119	STANFORD	1:02.693	26	119	STANFORD	3:06.186	3:06.186	0.000
27	88	PRINOS	2:55.170	88	PRINOS	1:26.491	27	88	PRINOS	4:21.661	4:21.661	0.000
28							28	60	GOUGH		2:40.023	
29												
30												

# BMCRC - MRO Championships 2022 - Rnd 3 @ Snetterton 300

## EDlasia Formula 400 & Blue Haze GP

### QUALIFYING - STATISTICS

**Competitors Started** 30  
**Planned Start** 2022-05-07 @ 09:00:00.000  
**Actual Start** 2022-05-07 @ 09:01:48.940  
**Finish Time** 2022-05-07 @ 09:13:35.300  
**Track Length** 2.9689mi.  
**Total Laps** 112  
**Total Distance Covered** 332.5180mi.

### Session Fastest Lap History

NO	CL	NAME	LAP TIME	TIME OF DAY	LAP	VEHICLE
48		Richie WELSH	<b>2:48.432</b>	09:04:48.504	1	Yamaha FZR 400 RRSP
117	GP	Stuart HALL	<b>2:47.569</b>	09:04:55.766	1	Yamaha TZ250
48		Richie WELSH	<b>2:38.802</b>	09:07:27.306	2	Yamaha FZR 400 RRSP
117	GP	Stuart HALL	<b>2:34.131</b>	09:07:29.897	2	Yamaha TZ250
117	GP	Stuart HALL	<b>2:31.946</b>	09:10:01.844	3	Yamaha TZ250
117	GP	Stuart HALL	<b>2:31.009</b>	09:12:32.852	4	Yamaha TZ250
117	GP	Stuart HALL	<b>2:28.996</b>	09:15:01.848	5	Yamaha TZ250

### Flag History

TYPE	TIME OF DAY
GREEN	09:01:48.940
FINISH	09:13:35.300

### Flag Statistics

TYPE	COUNT	TOTAL LAPS	TOTAL TIME
Green	1	5	14:42.502
Red	0	0	0.000
Safety Car	0	0	0.000
FCY	0	0	0.000



# BMCRC - MRO Championships 2022 - Rnd 3 @ Snetterton 300

## EDlasia Formula 400 & Blue Haze GP

### QUALIFYING - STATISTICS

CLASS :

12 Starters

#### Fastest Lap History

NO	NAME	LAP TIME	TIME OF DAY	LAP	VEHICLE
48	Richie WELSH	<b>2:48.432</b>	09:04:48.504	1	Yamaha FZR 400 RRSP
48	Richie WELSH	<b>2:38.802</b>	09:07:27.306	2	Yamaha FZR 400 RRSP
48	Richie WELSH	<b>2:36.621</b>	09:10:03.927	3	Yamaha FZR 400 RRSP
1	James SEATH	<b>2:36.388</b>	09:10:13.485	3	Kawasaki ZXR400 L9
48	Richie WELSH	<b>2:35.441</b>	09:12:39.369	4	Yamaha FZR 400 RRSP
1	James SEATH	<b>2:33.719</b>	09:12:47.204	4	Kawasaki ZXR400 L9

# BMCRC - MRO Championships 2022 - Rnd 3 @ Snetterton 300

## EDlasia Formula 400 & Blue Haze GP

### QUALIFYING - STATISTICS

CLASS : S

8 Starters

#### Fastest Lap History

NO	NAME	LAP TIME	TIME OF DAY	LAP	VEHICLE
351	Sam DIGBY-BAKER	<b>2:51.595</b>	09:04:53.388	1	Kawasaki ZXR400
33	Carl JOHNSTONE	<b>2:50.761</b>	09:04:55.086	1	Yamaha FZR400RR
33	Carl JOHNSTONE	<b>2:38.389</b>	09:07:33.475	2	Yamaha FZR400RR
33	Carl JOHNSTONE	<b>2:35.004</b>	09:10:08.478	3	Yamaha FZR400RR
351	Sam DIGBY-BAKER	<b>2:34.512</b>	09:12:46.878	4	Kawasaki ZXR400

# BMCRC - MRO Championships 2022 - Rnd 3 @ Snetterton 300

## EDlasia Formula 400 & Blue Haze GP

### QUALIFYING - STATISTICS

CLASS : S/R

1 Starters

#### Fastest Lap History

NO	NAME	LAP TIME	TIME OF DAY	LAP	VEHICLE
25	Haydon SMITH	<b>2:56.301</b>	09:04:59.948	1	Kawasaki ZXR400
25	Haydon SMITH	<b>2:43.602</b>	09:07:43.550	2	Kawasaki ZXR400
25	Haydon SMITH	<b>2:38.998</b>	09:10:22.548	3	Kawasaki ZXR400
25	Haydon SMITH	<b>2:35.164</b>	09:12:57.712	4	Kawasaki ZXR400
25	Haydon SMITH	<b>2:34.974</b>	09:15:32.685	5	Kawasaki ZXR400

# BMCRC - MRO Championships 2022 - Rnd 3 @ Snetterton 300

## EDlasia Formula 400 & Blue Haze GP

### QUALIFYING - STATISTICS

CLASS : GP

8 Starters

#### Fastest Lap History

NO	NAME	LAP TIME	TIME OF DAY	LAP	VEHICLE
117	Stuart HALL	<b>2:47.569</b>	09:04:55.766	1	Yamaha TZ250
117	Stuart HALL	<b>2:34.131</b>	09:07:29.897	2	Yamaha TZ250
117	Stuart HALL	<b>2:31.946</b>	09:10:01.844	3	Yamaha TZ250
117	Stuart HALL	<b>2:31.009</b>	09:12:32.852	4	Yamaha TZ250
117	Stuart HALL	<b>2:28.996</b>	09:15:01.848	5	Yamaha TZ250

BMCRC - MRO Championships 2022 - Rnd 3 @ Snetterton 300



EDlasia Formula 400 & Blue Haze GP



RACE 1 - GRID (5 Laps)

ROW 11	33	222	Matthew EPPS	32	73	Colvin TURNER	31	21	Stuart THURTLE
ROW 10	30	56	Phil MARSH	29	7	Bruce DUNN	28	88	George PRINOS 4:21.661
ROW 9	27	119	Ian STANFORD 3:06.186	26	71	Alan BUSHELL 3:01.939	25	8	Phil ATKINSON 3:00.418
ROW 8	24	148	Kevin SABBARTON 2:57.684	23	15	Julian DAWE 2:55.181	22	32	Conor MURRAY 2:50.940
ROW 7	21	24	Harley GODZISZ 2:50.122	20	110	Mark HAIGH 2:49.362	19	10	Mike BRUNSDON 2:48.183
ROW 6	18	19	James O'MARA 2:45.235	17	65	Andrew MOXON 2:43.981	16	188	Michael STANLEY 2:43.815
ROW 5	15	97	Nicholas TAIG 2:43.006	14	151	Nick SMITH 2:42.200	13	0	Paul TOLAND 2:41.774
ROW 4	12	75	Gary FRASER 2:41.765	11	77	Roy DEWHURST 2:41.503	10	186	Steve RICHARDS 2:40.669
ROW 3	9	64	Phil ELLIS 2:40.193	8	60	Daniel GOUGH 2:40.023	7	17	Sam HIRST 2:39.149
ROW 2	6	48	Richie WELSH 2:35.441	5	25	Haydon SMITH 2:34.974	4	33	Carl JOHNSTONE 2:34.764
ROW 1	3	351	Sam DIGBY-BAKER 2:34.512	2	1	James SEATH 2:33.719	1	117	Stuart HALL 2:28.996
<b>Pole</b>									

Snetterton 300: 2.9689 miles

These results are provisional until the conclusion of any judicial and technical matters.

Clerk Of Course :	Stewards :	Timekeeper : Craig Smith
-------------------	------------	--------------------------

Results can be found at [www.tsl-timing.com](http://www.tsl-timing.com)

Printed - 09:18 Saturday, 07 May 2022



# BMCRC - MRO Championships 2022 - Rnd 3 @ Snetterton 300

## EDlasia Formula 400 & Blue Haze GP

### RACE 1 - CLASSIFICATION



POS	NO	CL	PIC NAME	ENTRY	LAPS	TIME	GAP	DIFF	MPH	BEST	ON
1	117	GP	1 Stuart HALL	Yamaha TZ250 -	5	10:52.998			81.83	2:07.317	2
2	48		1 Richie WELSH	Yamaha FZR 400 RRSP - EDEN'S BABY EXPERIE	5	11:01.799	8.801	8.801	80.75	2:10.081	4
3	8	GP	2 Phil ATKINSON	Yamaha TZ350 - ROSE MOT/Q Oil Treatments	5	11:11.179	18.181	9.380	79.62	2:10.684	4
4	1		2 James SEATH	Kawasaki ZXR400 L9 - Ovenden Earthmoving	5	11:13.139	20.141	1.960	79.38	2:11.816	3
5	64	GP	3 Phil ELLIS	Yamaha TZ250B -	5	11:15.000	22.002	1.861	79.17	2:12.523	5
6	33	S	1 Carl JOHNSTONE	Yamaha FZR400RR - EDlasia	5	11:15.265	22.267	0.265	79.13	2:13.420	5
7	25	S/R	1 Haydon SMITH	Kawasaki ZXR400 - HI-Precision Engineering Ltd	5	11:17.509	24.511	2.244	78.87	2:13.478	4
8	188	S	2 Michael STANLEY	Yamaha TZR250 -	5	11:32.937	39.939	15.428	77.12	2:15.214	2
9	351	S	3 Sam DIGBY-BAKER	Kawasaki ZXR400 -	5	11:37.361	44.363	4.424	76.63	2:17.811	4
10	0	GP	4 Paul TOLAND	Yamaha TZ 250 4TW - Kippers keys	5	11:41.070	48.072	3.709	76.22	2:17.977	3
11	65		3 Andrew MOXON	Honda VFR 400 NC30 - Vanguard Msport Uckfield +	5	11:51.000	58.002	9.930	75.16	2:19.391	4
12	119	GP	5 Ian STANFORD	Honda RS 250 - N and J Stanford Suspended Ceiling	5	11:54.759	1:01.761	3.759	74.76	2:20.012	5
13	60	GP	6 Daniel GOUGH	Yamaha TZ 250 - Kieran Lewis/G Force Mc	5	11:54.987	1:01.989	0.228	74.74	2:19.979	5
14	17		4 Sam HIRST	Kawasaki NINJA - Valley Racing	5	11:59.638	1:06.640	4.651	74.26	2:17.347	5
15	75		5 Gary FRASER	Kawasaki ZXR 400 - WRIGHTS AUTOBODY REPAI	5	12:01.900	1:08.902	2.262	74.02	2:19.202	5
16	77		6 Roy DEWHURST	Kawasaki ZXR 400 - Dawn	5	12:03.383	1:10.385	1.483	73.87	2:20.620	5
17	19		7 James O'MARA	Kawasaki NINJA 400 - BRP Machining Ltd	5	12:04.780	1:11.782	1.397	73.73	2:20.433	5
18	24	S	4 Harley GODZISZ	Honda NC30 - Kamper Security	5	12:08.372	1:15.374	3.592	73.36	2:22.561	5
19	71	S	5 Alan BUSHELL	Yamaha RD250LC -	5	12:10.018	1:17.020	1.646	73.20	2:22.598	3
20	21	GP	7 Stuart THURTLIE	Spondon Yamaha TZ250 4TW4 - TeamTortoise Rac	5	12:16.920	1:23.922	6.902	72.51	2:24.818	2
21	73	S	6 Colvin TURNER	Yamaha TZR250 -	5	12:17.735	1:24.737	0.815	72.43	2:23.850	5
22	97	S	7 Nicholas TAIG	Honda VFR400 NC30 - RST, Bell Helmets UK	5	12:18.749	1:25.751	1.014	72.33	2:24.916	3
23	32		8 Conor MURRAY	Kawasaki NINJA 300 -	5	12:24.833	1:31.835	6.084	71.74	2:26.207	5
24	10		9 Mike BRUNSDON	Kawasaki NINJA 400 - CF Fairford	5	12:24.914	1:31.916	0.081	71.74	2:25.937	5
25	88	GP	8 George PRINOS	Yamaha TZ250 - KAPPA PLANNING LTD	5	12:32.011	1:39.013	7.097	71.06	2:26.740	3
26	15	S	8 Julian DAWE	Honda RVF400 - EM Acoustics	5	12:39.650	1:46.652	7.639	70.34	2:28.360	2
27	148		10 Kevin SABBARTON	Kawasaki NINJA 300 -	5	12:48.956	1:55.958	9.306	69.49	2:29.879	5

#### NOT CLASSIFIED

DNF	110		Mark HAIGH	Aprilia RS250 - Chesterfield CarClinic/The Tuning W	3	7:18.880	2 Laps	2 Laps	73.05	2:21.893	3
DNF	151	S	Nick SMITH	Kawasaki KR-1S - Hi-Precision Engineering Ltd	3	7:20.427	2 Laps	1.547	72.80	2:23.453	2

#### FASTEST LAP

117	GP	Stuart HALL	Yamaha TZ250 -	2	2:07.317	83.94 mph	135.10 kph
48		Richie WELSH	Yamaha FZR 400 RRSP - EDEN'S BABY EXPERIE	4	2:10.081	82.16 mph	132.23 kph
33	S	Carl JOHNSTONE	Yamaha FZR400RR - EDlasia	5	2:13.420	80.10 mph	128.92 kph
25	S/R	Haydon SMITH	Kawasaki ZXR400 - HI-Precision Engineering Ltd	4	2:13.478	80.07 mph	128.86 kph

Class GP - 92.5% of Race Speed = 75.69 mph

Class - 92.5% of Race Speed = 74.69 mph

Class S - 92.5% of Race Speed = 73.19 mph

Class S/R - 92.5% of Race Speed = 72.95 mph

Weather / Track : Cloudy / Dry

These results are provisional until the conclusion of any judicial and technical matters.

Race Distance: 5 Laps / 14.84 miles

Snetterton 300: 2.9689 miles

Date: 07/05/2022 Start: 12:03 Finish: 12:14

Clerk Of Course :	Stewards :	Timekeeper : Craig Smith
-------------------	------------	--------------------------

Results can be found at [www.tsl-timing.com](http://www.tsl-timing.com)

Printed - 12:17 Saturday, 07 May 2022



# BMCRC - MRO Championships 2022 - Rnd 3 @ Snetterton 300

## EDlasia Formula 400 & Blue Haze GP

### RACE 1 - LAP CHART

LAP 1 @ 12:05:39.356			LAP 3 @ 12:09:54.625			LAP 5 @ 12:14:18.275		
NO	BEHIND	LAP TIME	NO	BEHIND	LAP TIME	NO	BEHIND	LAP TIME
117		2:14.079	117		2:07.952	117		2:13.239
48	4.549	2:18.628	48	11.417	2:10.847	48	8.801	2:10.953
33	5.869	2:19.948	1	17.102	2:11.816	8	18.181	2:11.531
1	7.043	2:21.122	33	18.610	2:14.200	1	20.141	2:13.199
25	7.734	2:21.813	8	19.616	2:11.095	64	22.002	2:12.523
64	8.005	2:22.084	64	20.281	2:13.580	33	22.267	2:13.420
351	10.060	2:24.139	25	20.444	2:14.295	25	24.511	2:14.239
188	10.170	2:24.249	188	26.024	2:15.909	188	39.939	2:18.449
8	10.819	2:24.898	351	31.647	2:17.838	351	44.363	2:18.555
0	11.983	2:26.062	0	34.688	2:17.977	0	48.072	2:18.772
77	15.076	2:29.155	65	42.370	2:20.581	65	58.002	2:19.891
60	15.199	2:29.278	119	43.748	2:20.504	119	1:01.761	2:20.012
119	16.125	2:30.204	60	44.554	2:21.226	60	1:01.989	2:19.979
65	16.626	2:30.705	77	49.144	2:24.355	17	1:06.640	2:17.347
151	17.858	2:31.937	110	49.532	2:21.893	75	1:08.902	2:19.202
110	18.446	2:32.525	75	50.070	2:21.439	77	1:10.385	2:20.620
24	18.756	2:32.835	17	50.737	2:19.854	19	1:11.782	2:20.433
71	20.506	2:34.585	151	51.079	2:25.037	24	1:15.374	2:22.561
19	20.544	2:34.623	24	51.704	2:24.847	71	1:17.020	2:22.970
75	21.286	2:35.365	19	51.995	2:22.621	21	1:23.922	2:24.896
97	21.500	2:35.579	71	53.565	2:22.598	73	1:24.737	2:23.850
73	22.854	2:36.933	97	57.335	2:24.916	97	1:25.751	2:26.704
32	22.941	2:37.020	21	57.846	2:24.898	32	1:31.835	2:26.207
10	23.041	2:37.120	73	58.709	2:25.680	10	1:31.916	2:25.937
21	23.399	2:37.478	32	1:02.850	2:27.092	88	1:39.013	2:29.297
15	26.256	2:40.335	10	1:03.232	2:27.024	15	1:46.652	2:31.590
17	26.485	2:40.564	88	1:06.506	2:26.740	148	1:55.958	2:29.879
88	26.774	2:40.853	15	1:07.989	2:28.642			
148	30.182	2:44.261	148	1:17.973	2:31.773			

LAP 2 @ 12:07:46.673			LAP 4 @ 12:12:05.036		
NO	BEHIND	LAP TIME	NO	BEHIND	LAP TIME
117		2:07.317	117		2:10.411
48	8.522	2:11.290	48	11.087	2:10.081
33	12.362	2:13.810	8	19.889	2:10.684
1	13.238	2:13.512	1	20.181	2:13.490
25	14.101	2:13.684	33	22.086	2:13.887
64	14.653	2:13.965	64	22.718	2:12.848
8	16.473	2:12.971	25	23.511	2:13.478
188	18.067	2:15.214	188	34.729	2:19.116
351	21.761	2:19.018	351	39.047	2:17.811
0	24.663	2:19.997	0	42.539	2:18.262
65	29.741	2:20.432	65	51.350	2:19.391
119	31.196	2:22.388	119	54.988	2:21.651
60	31.280	2:23.398	60	55.249	2:21.106
77	32.741	2:24.982	17	1:02.532	2:22.206
151	33.994	2:23.453	75	1:02.939	2:23.280
24	34.809	2:23.370	77	1:03.004	2:24.271
110	35.591	2:24.462	19	1:04.588	2:23.004
75	36.583	2:22.614	24	1:06.052	2:24.759
19	37.326	2:24.099	71	1:07.289	2:24.135
17	38.835	2:19.667	21	1:12.265	2:24.830
71	38.919	2:25.730	97	1:12.286	2:25.362
97	40.371	2:26.188	73	1:14.126	2:25.828
21	40.900	2:24.818	32	1:18.867	2:26.428
73	40.981	2:25.444	10	1:19.218	2:26.397
32	43.710	2:28.086	88	1:22.955	2:26.860
10	44.160	2:28.436	15	1:28.301	2:30.723
15	47.299	2:28.360	148	1:39.318	2:31.756
88	47.718	2:28.261			
148	54.152	2:31.287			

Weather / Track : Cloudy / Dry

Results can be found at [www.tsl-timing.com](http://www.tsl-timing.com)

Snetterton 300: 2.9689 miles  
Date: 07/05/2022 Start: 12:03 Finish: 12:14

Printed - 12:16 Saturday, 07 May 2022

# BMCRC - MRO Championships 2022 - Rnd 3 @ Snetterton 300

## EDlasia Formula 400 & Blue Haze GP

### RACE 1 - SECTOR ANALYSIS



SECTOR 1 = FL to I1, SECTOR 2 = I1 to FL, DIFF = Difference To Personal Best Lap, P = Crossed Finish Line in Pit Lane, D = Time Disallowed

P1 117 GP		Stuart HALL		Yamaha TZ250 -			
IDEAL LAP TIME : 2:07.317		BEST LAP TIME : 2:07.317		DIFFERENCE : 0.000			
LAP	SECTOR 1	SECTOR 2	LAP TIME	MPH	DIFF	TIME OF DAY	
1 -		42.510	2:14.079	79.71	6.762	12:05:39.356	
2 -	<b>1:25.105</b>	<b>42.212</b>	<b>2:07.317 (1)</b>	<b>83.94</b>		<b>12:07:46.673</b>	
3 -	1:25.185	42.767	2:07.952 (2)	83.53	0.635	12:09:54.625	
4 -	1:26.659	43.752	2:10.411 (3)	81.95	3.094	12:12:05.036	
5 -	1:27.508	45.731	2:13.239	80.21	5.922	12:14:18.275	

P2 48		Richie WELSH		Yamaha FZR 400 RRSF - EDEN'S BABY EXPERIENCES/ PETI			
IDEAL LAP TIME : 2:10.081		BEST LAP TIME : 2:10.081		DIFFERENCE : 0.000			
LAP	SECTOR 1	SECTOR 2	LAP TIME	MPH	DIFF	TIME OF DAY	
1 -		44.033	2:18.628	77.09	8.547	12:05:43.905	
2 -	1:27.932	43.358	2:11.290	81.40	1.209	12:07:55.195	
3 -	1:27.434	43.413	2:10.847 (2)	81.68	0.766	12:10:06.042	
4 -	<b>1:27.049</b>	<b>43.032</b>	<b>2:10.081 (1)</b>	<b>82.16</b>		<b>12:12:16.123</b>	
5 -	1:27.423	43.530	2:10.953 (3)	81.61	0.872	12:14:27.076	

P3 8 GP		Phil ATKINSON		Yamaha TZ350 - ROSE MOT/Q Oil Treatments			
IDEAL LAP TIME : 2:10.668		BEST LAP TIME : 2:10.684		DIFFERENCE : 0.016			
LAP	SECTOR 1	SECTOR 2	LAP TIME	MPH	DIFF	TIME OF DAY	
1 -		44.565	2:24.898	73.76	14.214	12:05:50.175	
2 -	1:28.915	44.056	2:12.971	80.37	2.287	12:08:03.146	
3 -	<b>1:27.067</b>	44.028	2:11.095 (2)	81.52	0.411	12:10:14.241	
4 -	1:27.083	<b>43.601</b>	<b>2:10.684 (1)</b>	<b>81.78</b>		<b>12:12:24.925</b>	
5 -	1:27.828	43.703	2:11.531 (3)	81.25	0.847	12:14:36.456	

P4 1		James SEATH		Kawasaki ZXR400 L9 - Ovenden Earthmoving			
IDEAL LAP TIME : 2:11.816		BEST LAP TIME : 2:11.816		DIFFERENCE : 0.000			
LAP	SECTOR 1	SECTOR 2	LAP TIME	MPH	DIFF	TIME OF DAY	
1 -		44.854	2:21.122	75.73	9.306	12:05:46.399	
2 -	1:28.988	44.524	2:13.512	80.05	1.696	12:07:59.911	
3 -	<b>1:27.898</b>	<b>43.918</b>	<b>2:11.816 (1)</b>	<b>81.08</b>		<b>12:10:11.727</b>	
4 -	1:29.043	44.447	2:13.490 (3)	80.06	1.674	12:12:25.217	
5 -	1:28.741	44.458	2:13.199 (2)	80.24	1.383	12:14:38.416	

P5 64 GP		Phil ELLIS		Yamaha TZ250B -			
IDEAL LAP TIME : 2:12.404		BEST LAP TIME : 2:12.523		DIFFERENCE : 0.119			
LAP	SECTOR 1	SECTOR 2	LAP TIME	MPH	DIFF	TIME OF DAY	
1 -		44.931	2:22.084	75.22	9.561	12:05:47.361	
2 -	1:29.471	44.494	2:13.965	79.78	1.442	12:08:01.326	
3 -	1:29.057	44.523	2:13.580 (3)	80.01	1.057	12:10:14.906	
4 -	<b>1:28.364</b>	44.484	2:12.848 (2)	80.45	0.325	12:12:27.754	
5 -	1:28.483	<b>44.040</b>	<b>2:12.523 (1)</b>	<b>80.65</b>		<b>12:14:40.277</b>	

P6 33 S		Carl JOHNSTONE		Yamaha FZR400RR - EDlasia			
IDEAL LAP TIME : 2:12.846		BEST LAP TIME : 2:13.420		DIFFERENCE : 0.574			
LAP	SECTOR 1	SECTOR 2	LAP TIME	MPH	DIFF	TIME OF DAY	
1 -		<b>44.238</b>	2:19.948	76.37	6.528	12:05:45.225	
2 -	1:29.080	44.730	2:13.810 (2)	79.87	0.390	12:07:59.035	
3 -	1:29.631	44.569	2:14.200	79.64	0.780	12:10:13.235	
4 -	1:29.436	44.451	2:13.887 (3)	79.82	0.467	12:12:27.122	
5 -	<b>1:28.608</b>	44.812	<b>2:13.420 (1)</b>	<b>80.10</b>		<b>12:14:40.542</b>	



# BMCRRC - MRO Championships 2022 - Rnd 3 @ Snetterton 300

## EDlasia Formula 400 & Blue Haze GP

### RACE 1 - SECTOR ANALYSIS



SECTOR 1 = FL to I1, SECTOR 2 = I1 to FL, DIFF = Difference To Personal Best Lap, P = Crossed Finish Line in Pit Lane, D = Time Disallowed

P7 25 S/R		Haydon SMITH		Kawasaki ZXR400 - HI-Precision Engineering Ltd			
IDEAL LAP TIME : 2:13.370		BEST LAP TIME : 2:13.478		DIFFERENCE : 0.108			
LAP	SECTOR 1	SECTOR 2	LAP TIME	MPH	DIFF	TIME OF DAY	
1 -		45.113	2:21.813	75.36	8.335	12:05:47.090	
2 -	1:28.956	44.728	2:13.684 (2)	79.95	0.206	12:08:00.774	
3 -	<b>1:28.811</b>	45.484	2:14.295	79.58	0.817	12:10:15.069	
4 -	1:28.919	<b>44.559</b>	<b>2:13.478 (1)</b>	<b>80.07</b>		<b>12:12:28.547</b>	
5 -	1:29.320	44.919	2:14.239 (3)	79.61	0.761	12:14:42.786	

P8 188 S		Michael STANLEY		Yamaha TZR250 -			
IDEAL LAP TIME : 2:14.408		BEST LAP TIME : 2:15.214		DIFFERENCE : 0.806			
LAP	SECTOR 1	SECTOR 2	LAP TIME	MPH	DIFF	TIME OF DAY	
1 -		45.520	2:24.249	74.09	9.035	12:05:49.526	
2 -	1:30.708	<b>44.506</b>	<b>2:15.214 (1)</b>	<b>79.04</b>		<b>12:08:04.740</b>	
3 -	<b>1:29.902</b>	46.007	2:15.909 (2)	78.64	0.695	12:10:20.649	
4 -	1:32.753	46.363	2:19.116	76.82	3.902	12:12:39.765	
5 -	1:32.934	45.515	2:18.449 (3)	77.19	3.235	12:14:58.214	

P9 351 S		Sam DIGBY-BAKER		Kawasaki ZXR400 -			
IDEAL LAP TIME : 2:17.056		BEST LAP TIME : 2:17.811		DIFFERENCE : 0.755			
LAP	SECTOR 1	SECTOR 2	LAP TIME	MPH	DIFF	TIME OF DAY	
1 -		<b>45.490</b>	2:24.139	74.15	6.328	12:05:49.416	
2 -	1:32.245	46.773	2:19.018	76.88	1.207	12:08:08.434	
3 -	<b>1:31.566</b>	46.272	2:17.838 (2)	77.54	0.027	12:10:26.272	
4 -	1:31.741	46.070	<b>2:17.811 (1)</b>	<b>77.55</b>		<b>12:12:44.083</b>	
5 -	1:32.118	46.437	2:18.555 (3)	77.13	0.744	12:15:02.638	

P10 0 GP		Paul TOLAND		Yamaha TZ 250 4TW - Kippers keys			
IDEAL LAP TIME : 2:17.926		BEST LAP TIME : 2:17.977		DIFFERENCE : 0.051			
LAP	SECTOR 1	SECTOR 2	LAP TIME	MPH	DIFF	TIME OF DAY	
1 -		46.171	2:26.062	73.17	8.085	12:05:51.339	
2 -	1:34.010	45.987	2:19.997	76.34	2.020	12:08:11.336	
3 -	<b>1:32.252</b>	45.725	<b>2:17.977 (1)</b>	<b>77.46</b>		<b>12:10:29.313</b>	
4 -	1:32.588	<b>45.674</b>	2:18.262 (2)	77.30	0.285	12:12:47.575	
5 -	1:32.705	46.067	2:18.772 (3)	77.01	0.795	12:15:06.347	

P11 65		Andrew MOXON		Honda VFR 400 NC30 - Vanguard Msport Uckfield + DART Msp			
IDEAL LAP TIME : 2:19.377		BEST LAP TIME : 2:19.391		DIFFERENCE : 0.014			
LAP	SECTOR 1	SECTOR 2	LAP TIME	MPH	DIFF	TIME OF DAY	
1 -		46.839	2:30.705	70.92	11.314	12:05:55.982	
2 -	1:33.920	46.512	2:20.432 (3)	76.10	1.041	12:08:16.414	
3 -	1:34.138	46.443	2:20.581	76.02	1.190	12:10:36.995	
4 -	<b>1:32.972</b>	46.419	<b>2:19.391 (1)</b>	<b>76.67</b>		<b>12:12:56.386</b>	
5 -	1:33.486	<b>46.405</b>	2:19.891 (2)	76.40	0.500	12:15:16.277	

P12 119 GP		Ian STANFORD		Honda RS 250 - N and J Stanford Suspended Ceilings and Parti			
IDEAL LAP TIME : 2:19.979		BEST LAP TIME : 2:20.012		DIFFERENCE : 0.033			
LAP	SECTOR 1	SECTOR 2	LAP TIME	MPH	DIFF	TIME OF DAY	
1 -		47.468	2:30.204	71.15	10.192	12:05:55.481	
2 -	1:34.650	47.738	2:22.388	75.06	2.376	12:08:17.869	
3 -	<b>1:33.100</b>	47.404	2:20.504 (2)	76.06	0.492	12:10:38.373	
4 -	1:33.905	47.746	2:21.651 (3)	75.45	1.639	12:13:00.024	
5 -	1:33.133	<b>46.879</b>	<b>2:20.012 (1)</b>	<b>76.33</b>		<b>12:15:20.036</b>	

# BMCRC - MRO Championships 2022 - Rnd 3 @ Snetterton 300

## EDlasia Formula 400 & Blue Haze GP

### RACE 1 - SECTOR ANALYSIS



SECTOR 1 = FL to I1, SECTOR 2 = I1 to FL, DIFF = Difference To Personal Best Lap, P = Crossed Finish Line in Pit Lane, D = Time Disallowed

P13 60 GP		Daniel GOUGH		Yamaha TZ 250 - Kieran Lewis/G Force Mc			
IDEAL LAP TIME : 2:19.979		BEST LAP TIME : 2:19.979		DIFFERENCE : 0.000			
LAP	SECTOR 1	SECTOR 2	LAP TIME	MPH	DIFF	TIME OF DAY	
1 -		47.250	2:29.278	71.59	9.299	12:05:54.555	
2 -	1:35.619	47.779	2:23.398	74.53	3.419	12:08:17.953	
3 -	1:33.878	47.348	2:21.226 (3)	75.68	1.247	12:10:39.179	
4 -	1:33.708	47.398	2:21.106 (2)	75.74	1.127	12:13:00.285	
5 -	<b>1:33.350</b>	<b>46.629</b>	<b>2:19.979 (1)</b>	<b>76.35</b>		<b>12:15:20.264</b>	

P14 17		Sam HIRST		Kawasaki NINJA - Valley Racing			
IDEAL LAP TIME : 2:17.347		BEST LAP TIME : 2:17.347		DIFFERENCE : 0.000			
LAP	SECTOR 1	SECTOR 2	LAP TIME	MPH	DIFF	TIME OF DAY	
1 -		46.911	2:40.564	66.56	23.217	12:06:05.841	
2 -	1:32.614	47.053	2:19.667 (2)	76.52	2.320	12:08:25.508	
3 -	1:32.802	47.052	2:19.854 (3)	76.42	2.507	12:10:45.362	
4 -	1:35.342	46.864	2:22.206	75.15	4.859	12:13:07.568	
5 -	<b>1:31.807</b>	<b>45.540</b>	<b>2:17.347 (1)</b>	<b>77.81</b>		<b>12:15:24.915</b>	

P15 75		Gary FRASER		Kawasaki ZXR 400 - WRIGHTS AUTOBODY REPAIR ROCHES			
IDEAL LAP TIME : 2:19.202		BEST LAP TIME : 2:19.202		DIFFERENCE : 0.000			
LAP	SECTOR 1	SECTOR 2	LAP TIME	MPH	DIFF	TIME OF DAY	
1 -		48.407	2:35.365	68.79	16.163	12:06:00.642	
2 -	1:34.649	47.965	2:22.614 (3)	74.94	3.412	12:08:23.256	
3 -	1:33.889	47.550	2:21.439 (2)	75.56	2.237	12:10:44.695	
4 -	1:35.109	48.171	2:23.280	74.59	4.078	12:13:07.975	
5 -	<b>1:33.581</b>	<b>45.621</b>	<b>2:19.202 (1)</b>	<b>76.78</b>		<b>12:15:27.177</b>	

P16 77		Roy DEWHURST		Kawasaki ZXR 400 - Dawn			
IDEAL LAP TIME : 2:20.620		BEST LAP TIME : 2:20.620		DIFFERENCE : 0.000			
LAP	SECTOR 1	SECTOR 2	LAP TIME	MPH	DIFF	TIME OF DAY	
1 -		47.642	2:29.155	71.65	8.535	12:05:54.432	
2 -	1:35.460	49.522	2:24.982	73.72	4.362	12:08:19.414	
3 -	1:35.784	48.571	2:24.355 (3)	74.04	3.735	12:10:43.769	
4 -	1:35.503	48.768	2:24.271 (2)	74.08	3.651	12:13:08.040	
5 -	<b>1:33.301</b>	<b>47.319</b>	<b>2:20.620 (1)</b>	<b>76.00</b>		<b>12:15:28.660</b>	

P17 19		James O'MARA		Kawasaki NINJA 400 - BRP Machining Ltd			
IDEAL LAP TIME : 2:20.433		BEST LAP TIME : 2:20.433		DIFFERENCE : 0.000			
LAP	SECTOR 1	SECTOR 2	LAP TIME	MPH	DIFF	TIME OF DAY	
1 -		48.696	2:34.623	69.12	14.190	12:05:59.900	
2 -	1:36.881	47.218	2:24.099	74.17	3.666	12:08:23.999	
3 -	1:34.465	48.156	2:22.621 (2)	74.94	2.188	12:10:46.620	
4 -	1:36.246	46.758	2:23.004 (3)	74.73	2.571	12:13:09.624	
5 -	<b>1:34.300</b>	<b>46.133</b>	<b>2:20.433 (1)</b>	<b>76.10</b>		<b>12:15:30.057</b>	

P18 24 S		Harley GODZISZ		Honda NC30 - Kamper Security			
IDEAL LAP TIME : 2:22.352		BEST LAP TIME : 2:22.561		DIFFERENCE : 0.209			
LAP	SECTOR 1	SECTOR 2	LAP TIME	MPH	DIFF	TIME OF DAY	
1 -		<b>47.692</b>	2:32.835	69.93	10.274	12:05:58.112	
2 -	1:35.412	47.958	2:23.370 (2)	74.54	0.809	12:08:21.482	
3 -	1:35.804	49.043	2:24.847	73.78	2.286	12:10:46.329	
4 -	1:37.019	47.740	2:24.759 (3)	73.83	2.198	12:13:11.088	
5 -	<b>1:34.660</b>	47.901	<b>2:22.561 (1)</b>	<b>74.97</b>		<b>12:15:33.649</b>	

# BMCRC - MRO Championships 2022 - Rnd 3 @ Snetterton 300

## EDlasia Formula 400 & Blue Haze GP

### RACE 1 - SECTOR ANALYSIS



SECTOR 1 = FL to I1, SECTOR 2 = I1 to FL, DIFF = Difference To Personal Best Lap, P = Crossed Finish Line in Pit Lane, D = Time Disallowed

P19 71 S		Alan BUSHELL		Yamaha RD250LC -		
IDEAL LAP TIME : 2:22.213		BEST LAP TIME : 2:22.598		DIFFERENCE : 0.385		
LAP	SECTOR 1	SECTOR 2	LAP TIME	MPH	DIFF	TIME OF DAY
1 -		48.216	2:34.585	69.14	11.987	12:05:59.862
2 -	1:37.769	47.961	2:25.730	73.34	3.132	12:08:25.592
3 -	<b>1:35.130</b>	47.468	<b>2:22.598 (1)</b>	<b>74.95</b>		<b>12:10:48.190</b>
4 -	1:36.401	47.734	2:24.135 (3)	74.15	1.537	12:13:12.325
5 -	1:35.887	<b>47.083</b>	2:22.970 (2)	74.75	0.372	12:15:35.295

P20 21 GP		Stuart THURTLÉ		Spondon Yamaha TZ250 4TW4 - TeamTortoise Racing		
IDEAL LAP TIME : 2:24.186		BEST LAP TIME : 2:24.818		DIFFERENCE : 0.632		
LAP	SECTOR 1	SECTOR 2	LAP TIME	MPH	DIFF	TIME OF DAY
1 -		48.482	2:37.478	67.87	12.660	12:06:02.755
2 -	<b>1:35.842</b>	48.976	<b>2:24.818 (1)</b>	<b>73.80</b>		<b>12:08:27.573</b>
3 -	1:36.125	48.773	2:24.898	73.76	0.080	12:10:52.471
4 -	1:36.486	<b>48.344</b>	2:24.830 (2)	73.79	0.012	12:13:17.301
5 -	1:35.997	48.899	2:24.896 (3)	73.76	0.078	12:15:42.197

P21 73 S		Colvin TURNER		Yamaha TZR250 -		
IDEAL LAP TIME : 2:23.848		BEST LAP TIME : 2:23.850		DIFFERENCE : 0.002		
LAP	SECTOR 1	SECTOR 2	LAP TIME	MPH	DIFF	TIME OF DAY
1 -		<b>48.561</b>	2:36.933	68.10	13.083	12:06:02.210
2 -	1:36.233	49.211	2:25.444 (2)	73.48	1.594	12:08:27.654
3 -	1:36.628	49.052	2:25.680 (3)	73.36	1.830	12:10:53.334
4 -	1:36.103	49.725	2:25.828	73.29	1.978	12:13:19.162
5 -	<b>1:35.287</b>	48.563	<b>2:23.850 (1)</b>	<b>74.30</b>		<b>12:15:43.012</b>

P22 97 S		Nicholas TAIG		Honda VFR400 NC30 - RST, Bell Helmets UK		
IDEAL LAP TIME : 2:24.753		BEST LAP TIME : 2:24.916		DIFFERENCE : 0.163		
LAP	SECTOR 1	SECTOR 2	LAP TIME	MPH	DIFF	TIME OF DAY
1 -		48.922	2:35.579	68.69	10.663	12:06:00.856
2 -	1:36.875	49.313	2:26.188 (3)	73.11	1.272	12:08:27.044
3 -	<b>1:36.275</b>	48.641	<b>2:24.916 (1)</b>	<b>73.75</b>		<b>12:10:51.960</b>
4 -	1:36.642	48.720	2:25.362 (2)	73.52	0.446	12:13:17.322
5 -	1:38.226	<b>48.478</b>	2:26.704	72.85	1.788	12:15:44.026

P23 32		Conor MURRAY		Kawasaki NINJA 300 -		
IDEAL LAP TIME : 2:25.724		BEST LAP TIME : 2:26.207		DIFFERENCE : 0.483		
LAP	SECTOR 1	SECTOR 2	LAP TIME	MPH	DIFF	TIME OF DAY
1 -		49.033	2:37.020	68.06	10.813	12:06:02.297
2 -	1:39.060	49.026	2:28.086	72.17	1.879	12:08:30.383
3 -	1:38.325	48.767	2:27.092 (3)	72.66	0.885	12:10:57.475
4 -	1:37.987	<b>48.441</b>	2:26.428 (2)	72.99	0.221	12:13:23.903
5 -	<b>1:37.283</b>	48.924	<b>2:26.207 (1)</b>	<b>73.10</b>		<b>12:15:50.110</b>

P24 10		Mike BRUNSDON		Kawasaki NINJA 400 - CF Fairford		
IDEAL LAP TIME : 2:25.740		BEST LAP TIME : 2:25.937		DIFFERENCE : 0.197		
LAP	SECTOR 1	SECTOR 2	LAP TIME	MPH	DIFF	TIME OF DAY
1 -		49.020	2:37.120	68.02	11.183	12:06:02.397
2 -	1:38.946	49.490	2:28.436	72.00	2.499	12:08:30.833
3 -	1:37.893	49.131	2:27.024 (3)	72.69	1.087	12:10:57.857
4 -	1:37.664	<b>48.733</b>	2:26.397 (2)	73.00	0.460	12:13:24.254
5 -	<b>1:37.007</b>	48.930	<b>2:25.937 (1)</b>	<b>73.23</b>		<b>12:15:50.191</b>

# BMCRC - MRO Championships 2022 - Rnd 3 @ Snetterton 300

## EDlasia Formula 400 & Blue Haze GP

### RACE 1 - SECTOR ANALYSIS



SECTOR 1 = FL to I1, SECTOR 2 = I1 to FL, DIFF = Difference To Personal Best Lap, P = Crossed Finish Line in Pit Lane, D = Time Disallowed

P25 88 GP		George PRINOS		Yamaha TZ250 - KAPPA PLANNING LTD			
IDEAL LAP TIME : 2:26.726		BEST LAP TIME : 2:26.740		DIFFERENCE : 0.014			
LAP	SECTOR 1	SECTOR 2	LAP TIME	MPH	DIFF	TIME OF DAY	
1 -		50.571	2:40.853	66.44	14.113	12:06:06.130	
2 -	1:38.215	50.046	2:28.261 (3)	72.08	1.521	12:08:34.391	
3 -	1:36.944	<b>49.796</b>	<b>2:26.740 (1)</b>	<b>72.83</b>		<b>12:11:01.131</b>	
4 -	<b>1:36.930</b>	49.930	2:26.860 (2)	72.77	0.120	12:13:27.991	
5 -	1:38.674	50.623	2:29.297	71.58	2.557	12:15:57.288	

P26 15 S		Julian DAWE		Honda RVF400 - EM Acoustics			
IDEAL LAP TIME : 2:28.163		BEST LAP TIME : 2:28.360		DIFFERENCE : 0.197			
LAP	SECTOR 1	SECTOR 2	LAP TIME	MPH	DIFF	TIME OF DAY	
1 -		50.715	2:40.335	66.66	11.975	12:06:05.612	
2 -	1:38.360	<b>50.000</b>	<b>2:28.360 (1)</b>	<b>72.04</b>		<b>12:08:33.972</b>	
3 -	<b>1:38.163</b>	50.479	2:28.642 (2)	71.90	0.282	12:11:02.614	
4 -	1:39.324	51.399	2:30.723 (3)	70.91	2.363	12:13:33.337	
5 -	1:40.461	51.129	2:31.590	70.50	3.230	12:16:04.927	

P27 148		Kevin SABBARTON		Kawasaki NINJA 300 -			
IDEAL LAP TIME : 2:29.879		BEST LAP TIME : 2:29.879		DIFFERENCE : 0.000			
LAP	SECTOR 1	SECTOR 2	LAP TIME	MPH	DIFF	TIME OF DAY	
1 -		50.573	2:44.261	65.06	14.382	12:06:09.538	
2 -	1:40.867	50.420	2:31.287 (2)	70.64	1.408	12:08:40.825	
3 -	1:40.353	51.420	2:31.773	70.42	1.894	12:11:12.598	
4 -	1:41.795	49.961	2:31.756 (3)	70.42	1.877	12:13:44.354	
5 -	<b>1:39.997</b>	<b>49.882</b>	<b>2:29.879 (1)</b>	<b>71.31</b>		<b>12:16:14.233</b>	

P28 110		Mark HAIGH		Aprilia RS250 - Chesterfield CarClinic/The Tuning Works			
IDEAL LAP TIME : 2:21.893		BEST LAP TIME : 2:21.893		DIFFERENCE : 0.000			
LAP	SECTOR 1	SECTOR 2	LAP TIME	MPH	DIFF	TIME OF DAY	
1 -		48.046	2:32.525	70.07	10.632	12:05:57.802	
2 -	1:36.398	48.064	2:24.462 (2)	73.98	2.569	12:08:22.264	
3 -	<b>1:34.704</b>	<b>47.189</b>	<b>2:21.893 (1)</b>	<b>75.32</b>		<b>12:10:44.157</b>	

P29 151 S		Nick SMITH		Kawasaki KR-1S - Hi-Precision Engineering Ltd			
IDEAL LAP TIME : 2:22.856		BEST LAP TIME : 2:23.453		DIFFERENCE : 0.597			
LAP	SECTOR 1	SECTOR 2	LAP TIME	MPH	DIFF	TIME OF DAY	
1 -		48.035	2:31.937	70.34	8.484	12:05:57.214	
2 -	1:36.043	<b>47.410</b>	<b>2:23.453 (1)</b>	<b>74.50</b>		<b>12:08:20.667</b>	
3 -	<b>1:35.446</b>	49.591	2:25.037 (2)	73.69	1.584	12:10:45.704	

# BMCRC - MRO Championships 2022 - Rnd 3 @ Snetterton 300

## EDlasia Formula 400 & Blue Haze GP

### RACE 1 - BEST SECTORS

SECTOR 1			SECTOR 2			IDEAL / BEST COMPARISON						
POS	NO	NAME	TIME	NO	NAME	TIME	POS	NO	NAME	IDEAL	BEST	DIFF
									<b>PERFECT LAP</b>	<b>2:07.317</b>		
1	117	HALL	<b>1:25.105</b>	117	HALL	<b>42.212</b>	1	117	HALL	2:07.317	2:07.317	<b>0.000</b>
2	48	WELSH	<b>1:27.049</b>	48	WELSH	<b>43.032</b>	2	48	WELSH	2:10.081	2:10.081	<b>0.000</b>
3	8	ATKINSON	<b>1:27.067</b>	8	ATKINSON	<b>43.601</b>	3	8	ATKINSON	2:10.668	2:10.684	<b>0.016</b>
4	1	SEATH	<b>1:27.898</b>	1	SEATH	<b>43.918</b>	4	1	SEATH	2:11.816	2:11.816	<b>0.000</b>
5	64	ELLIS	<b>1:28.364</b>	64	ELLIS	<b>44.040</b>	5	64	ELLIS	2:12.404	2:12.523	<b>0.119</b>
6	33	JOHNSTONE	<b>1:28.608</b>	33	JOHNSTONE	<b>44.238</b>	6	33	JOHNSTONE	2:12.846	2:13.420	<b>0.574</b>
7	25	SMITH	<b>1:28.811</b>	188	STANLEY	<b>44.506</b>	7	25	SMITH	2:13.370	2:13.478	<b>0.108</b>
8	188	STANLEY	<b>1:29.902</b>	25	SMITH	<b>44.559</b>	8	188	STANLEY	2:14.408	2:15.214	<b>0.806</b>
9	351	DIGBY-BAKER	<b>1:31.566</b>	351	DIGBY-BAKER	<b>45.490</b>	9	351	DIGBY-BAKER	2:17.056	2:17.811	<b>0.755</b>
10	17	HIRST	<b>1:31.807</b>	17	HIRST	<b>45.540</b>	10	17	HIRST	2:17.347	2:17.347	<b>0.000</b>
11	0	TOLAND	<b>1:32.252</b>	75	FRASER	<b>45.621</b>	11	0	TOLAND	2:17.926	2:17.977	<b>0.051</b>
12	65	MOXON	<b>1:32.972</b>	0	TOLAND	<b>45.674</b>	12	75	FRASER	2:19.202	2:19.202	<b>0.000</b>
13	119	STANFORD	<b>1:33.100</b>	19	O'MARA	<b>46.133</b>	13	65	MOXON	2:19.377	2:19.391	<b>0.014</b>
14	77	DEWHURST	<b>1:33.301</b>	65	MOXON	<b>46.405</b>	14	60	GOUGH	2:19.979	2:19.979	<b>0.000</b>
15	60	GOUGH	<b>1:33.350</b>	60	GOUGH	<b>46.629</b>	15	119	STANFORD	2:19.979	2:20.012	<b>0.033</b>
16	75	FRASER	<b>1:33.581</b>	119	STANFORD	<b>46.879</b>	16	19	O'MARA	2:20.433	2:20.433	<b>0.000</b>
17	19	O'MARA	<b>1:34.300</b>	71	BUSHELL	<b>47.083</b>	17	77	DEWHURST	2:20.620	2:20.620	<b>0.000</b>
18	24	GODZISZ	<b>1:34.660</b>	110	HAIGH	<b>47.189</b>	18	110	HAIGH	2:21.893	2:21.893	<b>0.000</b>
19	110	HAIGH	<b>1:34.704</b>	77	DEWHURST	<b>47.319</b>	19	71	BUSHELL	2:22.213	2:22.598	<b>0.385</b>
20	71	BUSHELL	<b>1:35.130</b>	151	SMITH	<b>47.410</b>	20	24	GODZISZ	2:22.352	2:22.561	<b>0.209</b>
21	73	TURNER	<b>1:35.287</b>	24	GODZISZ	<b>47.692</b>	21	151	SMITH	2:22.856	2:23.453	<b>0.597</b>
22	151	SMITH	<b>1:35.446</b>	21	THURTLE	<b>48.344</b>	22	73	TURNER	2:23.848	2:23.850	<b>0.002</b>
23	21	THURTLE	<b>1:35.842</b>	32	MURRAY	<b>48.441</b>	23	21	THURTLE	2:24.186	2:24.818	<b>0.632</b>
24	97	TAIG	<b>1:36.275</b>	97	TAIG	<b>48.478</b>	24	97	TAIG	2:24.753	2:24.916	<b>0.163</b>
25	88	PRINOS	<b>1:36.930</b>	73	TURNER	<b>48.561</b>	25	32	MURRAY	2:25.724	2:26.207	<b>0.483</b>
26	10	BRUNSDON	<b>1:37.007</b>	10	BRUNSDON	<b>48.733</b>	26	10	BRUNSDON	2:25.740	2:25.937	<b>0.197</b>
27	32	MURRAY	<b>1:37.283</b>	88	PRINOS	<b>49.796</b>	27	88	PRINOS	2:26.726	2:26.740	<b>0.014</b>
28	15	DAWE	<b>1:38.163</b>	148	SABBARTON	<b>49.882</b>	28	15	DAWE	2:28.163	2:28.360	<b>0.197</b>
29	148	SABBARTON	<b>1:39.997</b>	15	DAWE	<b>50.000</b>	29	148	SABBARTON	2:29.879	2:29.879	<b>0.000</b>

# BMCRC - MRO Championships 2022 - Rnd 3 @ Snetterton 300

## EDlasia Formula 400 & Blue Haze GP

### RACE 1 - STATISTICS

**Competitors Started** 29  
**Planned Start** 2022-05-07 @ 11:50:00.000  
**Actual Start** 2022-05-07 @ 12:03:25.276  
**Finish Time** 2022-05-07 @ 12:14:18.274  
**Track Length** 2.9689mi.  
**Total Laps** 141  
**Total Distance Covered** 418.6165mi.

#### Session Fastest Lap History

NO	CL	NAME	LAP TIME	TIME OF DAY	LAP	VEHICLE
117	GP	Stuart HALL	<b>2:07.317</b>	12:07:46.677	2	Yamaha TZ250

#### Session Leader History

NO	CL	NAME	FROM LAP	LAPS LED	DISTANCE	VEHICLE
117	GP	Stuart HALL	1	5	14.84 miles	Yamaha TZ250

#### Flag History

TYPE	TIME OF DAY
GREEN	12:03:25.276
FINISH	12:14:18.274

#### Flag Statistics

TYPE	COUNT	TOTAL LAPS	TOTAL TIME
Green	1	5	12:59.969
Red	0	0	0.000
Safety Car	0	0	0.000
FCY	0	0	0.000

# BMCRC - MRO Championships 2022 - Rnd 3 @ Snetterton 300

## EDlasia Formula 400 & Blue Haze GP

### RACE 1 - STATISTICS

**CLASS :**

11 Starters

#### Fastest Lap History

NO	NAME	LAP TIME	TIME OF DAY	LAP	VEHICLE
48	Richie WELSH	<b>2:11.290</b>	12:07:55.203	2	Yamaha FZR 400 RRSP
48	Richie WELSH	<b>2:10.847</b>	12:10:06.050	3	Yamaha FZR 400 RRSP
48	Richie WELSH	<b>2:10.081</b>	12:12:16.130	4	Yamaha FZR 400 RRSP

#### Leader History

NO	NAME	FROM LAP	LAPS LED	DISTANCE	VEHICLE
48	Richie WELSH	1	5	14.84 miles	Yamaha FZR 400 RRSP

# BMCRC - MRO Championships 2022 - Rnd 3 @ Snetterton 300

## EDlasia Formula 400 & Blue Haze GP

### RACE 1 - STATISTICS

**CLASS : S**

9 Starters

#### Fastest Lap History

NO	NAME	LAP TIME	TIME OF DAY	LAP	VEHICLE
33	Carl JOHNSTONE	<b>2:13.810</b>	12:07:59.043	2	Yamaha FZR400RR
33	Carl JOHNSTONE	<b>2:13.420</b>	12:14:40.551	5	Yamaha FZR400RR

#### Leader History

NO	NAME	FROM LAP	LAPS LED	DISTANCE	VEHICLE
33	Carl JOHNSTONE	1	5	14.84 miles	Yamaha FZR400RR



# BMCRC - MRO Championships 2022 - Rnd 3 @ Snetterton 300

## EDlasia Formula 400 & Blue Haze GP

### RACE 1 - STATISTICS

**CLASS : S/R**

1 Starters

#### Fastest Lap History

NO	NAME	LAP TIME	TIME OF DAY	LAP	VEHICLE
25	Haydon SMITH	<b>2:13.684</b>	12:08:00.779	2	Kawasaki ZXR400
25	Haydon SMITH	<b>2:13.478</b>	12:12:28.552	4	Kawasaki ZXR400

#### Leader History

NO	NAME	FROM LAP	LAPS LED	DISTANCE	VEHICLE
25	Haydon SMITH	1	5	14.84 miles	Kawasaki ZXR400

# BMCRC - MRO Championships 2022 - Rnd 3 @ Snetterton 300

## EDlasia Formula 400 & Blue Haze GP

### RACE 1 - STATISTICS

**CLASS : GP**

8 Starters

#### Fastest Lap History

NO	NAME	LAP TIME	TIME OF DAY	LAP	VEHICLE
117	Stuart HALL	2:07.317	12:07:46.677	2	Yamaha TZ250

#### Leader History

NO	NAME	FROM LAP	LAPS LED	DISTANCE	VEHICLE
117	Stuart HALL	1	5	14.84 miles	Yamaha TZ250

BMCRC - MRO Championships 2022 - Rnd 3 @ Snetterton 300



EDlasia Formula 400 & Blue Haze GP



RACE 11 - GRID (5 Laps)

ROW 11	33	222	Matthew EPPS	32	56	Phil MARSH	31	7	Bruce DUNN
ROW 10	30	186	Steve RICHARDS	29	148	Kevin SABBARTON	28	15	Julian DAWE
ROW 9	27	88	George PRINOS	26	32	Conor MURRAY	25	10	Mike BRUNSDON
ROW 8	24	97	Nicholas TAIG	23	21	Stuart THURTL	22	73	Colvin TURNER
ROW 7	21	151	Nick SMITH	20	71	Alan BUSHELL	19	24	Harley GODZISZ
ROW 6	18	110	Mark HAIGH	17	77	Roy DEWHURST	16	19	James O'MARA
ROW 5	15	119	Ian STANFORD	14	60	Daniel GOUGH	13	65	Andrew MOXON
ROW 4	12	75	Gary FRASER	11	0	Paul TOLAND	10	351	Sam DIGBY-BAKER
ROW 3	9	17	Sam HIRST	8	188	Michael STANLEY	7	25	Haydon SMITH
ROW 2	6	33	Carl JOHNSTONE	5	64	Phil ELLIS	4	1	James SEATH
ROW 1	3	8	Phil ATKINSON	2	48	Richie WELSH	1	117	Stuart HALL
<b>Pole</b>									

Snetterton 300: 2.9689 miles

These results are provisional until the conclusion of any judicial and technical matters.

Clerk Of Course :	Stewards :	Timekeeper : Craig Smith
-------------------	------------	--------------------------

Results can be found at [www.tsl-timing.com](http://www.tsl-timing.com)

Printed - 12:18 Saturday, 07 May 2022



# BMCRC - MRO Championships 2022 - Rnd 3 @ Snetterton 300

## EDlasia Formula 400 & Blue Haze GP

### RACE 11 - CLASSIFICATION



POS	NO	CL	PIC NAME	ENTRY	LAPS	TIME	GAP	DIFF	MPH	BEST	ON
1	117	GP	1 Stuart HALL	Yamaha TZ250 -	5	10:46.918			82.60	2:06.864	2
2	8	GP	2 Phil ATKINSON	Yamaha TZ350 - ROSE MOT/O Oil Treatments	5	10:56.652	9.734	9.734	81.38	2:08.644	4
3	48		1 Richie WELSH	Yamaha FZR 400 RRSP - EDEN'S BABY EXPERIE	5	10:57.263	10.345	0.611	81.30	2:09.797	2
4	1		2 James SEATH	Kawasaki ZXR400 L9 - Ovenden Earthmoving	5	10:57.645	10.727	0.382	81.26	2:08.922	5
5	7	GP	3 Bruce DUNN	Yamaha TZ250 - Bilstein UK	5	11:00.154	13.236	2.509	80.95	2:07.699	5
6	25	S/R	1 Haydon SMITH	Kawasaki ZXR400 - HI-Precision Engineering Ltd	5	11:09.628	22.710	9.474	79.80	2:12.274	3
7	33	S	1 Carl JOHNSTONE	Yamaha FZR400RR - EDlasia	5	11:13.065	26.147	3.437	79.39	2:13.121	2
8	64	GP	4 Phil ELLIS	Yamaha TZ250B -	5	11:21.295	34.377	8.230	78.43	2:14.603	5
9	119	GP	5 Ian STANFORD	Honda RS 250 - N and J Stanford Suspended Ceilin	5	11:27.190	40.272	5.895	77.76	2:15.299	4
10	186		3 Steve RICHARDS	Kawasaki ZXR400 -	5	11:34.829	47.911	7.639	76.91	2:16.026	3
11	351	S	2 Sam DIGBY-BAKER	Kawasaki ZXR400 -	5	11:36.846	49.928	2.017	76.68	2:17.114	2
12	17		4 Sam HIRST	Kawasaki NINJA - Valley Racing	5	11:37.207	50.289	0.361	76.64	2:16.209	4
13	60	GP	6 Daniel GOUGH	Yamaha TZ 250 - Kieran Lewis/G Force Mc	5	11:42.606	55.688	5.399	76.06	2:18.931	3
14	75		5 Gary FRASER	Kawasaki ZXR 400 - WRIGHTS AUTOBODY REPA	5	11:50.403	1:03.485	7.797	75.22	2:19.009	3
15	65		6 Andrew MOXON	Honda VFR 400 NC30 - Vanguard Msport Uckfield	5	11:50.490	1:03.572	0.087	75.21	2:19.744	3
16	110		7 Mark HAIGH	Aprilia RS250 - Chesterfield CarClinic/The Tuning W	5	12:02.992	1:16.074	12.502	73.91	2:22.490	2
17	19		8 James O'MARA	Kawasaki NINJA 400 - BRP Machining Ltd	5	12:03.136	1:16.218	0.144	73.90	2:21.486	5
18	77		9 Roy DEWHURST	Kawasaki ZXR 400 - Dawn	5	12:04.065	1:17.147	0.929	73.80	2:22.834	5
19	151	S	3 Nick SMITH	Kawasaki KR-1S - HI-Precision Engineering Ltd	5	12:12.492	1:25.574	8.427	72.95	2:24.848	4
20	56	R	1 Phil MARSH	Kawasaki ZXR400 -	5	12:23.570	1:36.652	11.078	71.86	2:24.251	3
21	24	S	4 Harley GODZISZ	Honda NC30 - Kamper Security	5	12:26.499	1:39.581	2.929	71.58	2:22.348	4
22	88	GP	7 George PRINOS	Yamaha TZ250 - KAPPA PLANNING LTD	5	12:27.076	1:40.158	0.577	71.53	2:24.512	5
23	15	S	5 Julian DAWE	Honda RVF400 - EM Acoustics	5	12:31.713	1:44.795	4.637	71.09	2:26.996	5
24	21	GP	8 Stuart THURTLIE	Spondon Yamaha TZ250 4TW4 - TeamTortoise Rac	5	12:33.275	1:46.357	1.562	70.94	2:28.098	3
25	97	S	6 Nicholas TAIG	Honda VFR400 NC30 - RST, Bell Helmets UK	5	12:33.476	1:46.558	0.201	70.92	2:27.132	3
26	10		10 Mike BRUNSDON	Kawasaki NINJA 400 - CF Fairford	5	12:33.897	1:46.979	0.421	70.88	2:26.558	4
27	73	S	7 Colvin TURNER	Yamaha TZR250 -	5	12:34.852	1:47.934	0.955	70.79	2:27.179	4
28	148		11 Kevin SABBARTON	Kawasaki NINJA 300 -	5	12:35.974	1:49.056	1.122	70.69	2:27.365	5

#### NOT CLASSIFIED

DNF	32		Conor MURRAY	Kawasaki NINJA 300 -	4	10:07.275	1 Lap	1 Lap	70.40	2:26.820	4
DNF	0	GP	Paul TOLAND	Yamaha TZ 250 4TW - Kippers keys	0						
DQ	188	S	Michael STANLEY	Yamaha TZR250 -							

#### FASTEST LAP

117	GP	Stuart HALL	Yamaha TZ250 -	2	2:06.864	84.24 mph	135.58 kph
1		James SEATH	Kawasaki ZXR400 L9 - Ovenden Earthmoving	5	2:08.922	82.90 mph	133.42 kph
25	S/R	Haydon SMITH	Kawasaki ZXR400 - HI-Precision Engineering Ltd	3	2:12.274	80.80 mph	130.03 kph
33	S	Carl JOHNSTONE	Yamaha FZR400RR - EDlasia	2	2:13.121	80.28 mph	129.21 kph
56	R	Phil MARSH	Kawasaki ZXR400 -	3	2:24.251	74.09 mph	119.24 kph

**Bike 188 - Disqualified for failing post race technical inspection**

**Class GP - 92.5% of Race Speed = 76.40 mph**

**Class - 92.5% of Race Speed = 75.20 mph**

**Class S/R - 92.5% of Race Speed = 73.81 mph**

**Class S - 92.5% of Race Speed = 73.43 mph**

**Class R - 92.5% of Race Speed = 66.47 mph**

Race Distance: 5 Laps / 14.84 miles

Snetterton 300: 2.9689 miles

Weather / Track : Bright / Dry

These results are provisional until the conclusion of any judicial and technical matters.

Date: 07/05/2022 Start: 15:52 Finish: 16:03

Clerk Of Course :	Stewards :	Timekeeper : Craig Smith
-------------------	------------	--------------------------

Results can be found at [www.tsl-timing.com](http://www.tsl-timing.com)

Printed - 16:31 Saturday, 07 May 2022



# BMCRC - MRO Championships 2022 - Rnd 3 @ Snetterton 300

## EDlasia Formula 400 & Blue Haze GP

### RACE 11 - LAP CHART

#### LAP 1 @ 15:55:06.940

NO	BEHIND	LAP TIME
117		2:12.512
1	3.702	2:16.214
48	4.081	2:16.593
8	5.296	2:17.808
33	6.340	2:18.852
25	6.924	2:19.436
64	8.633	2:21.145
188	9.604	2:22.116
119	10.829	2:23.341
351	12.107	2:24.619
7	13.184	2:25.696
60	13.435	2:25.947
17	14.891	2:27.403
110	16.099	2:28.611
65	16.576	2:29.088
75	16.846	2:29.358
186	17.164	2:29.676
77	18.166	2:30.678
151	19.346	2:31.858
19	20.189	2:32.701
15	25.736	2:38.248
73	26.355	2:38.867
21	26.553	2:39.065
97	26.949	2:39.461
56	27.309	2:39.821
32	27.369	2:39.881
10	28.155	2:40.667
88	28.823	2:41.335
148	29.178	2:41.690
24	36.084	2:48.596

#### LAP 2 @ 15:57:13.804

NO	BEHIND	LAP TIME
117		2:06.864
48	7.014	2:09.797
1	7.944	2:11.106
8	8.918	2:10.486
33	12.597	2:13.121
25	12.730	2:12.670
7	16.072	2:09.752
64	17.063	2:15.294
188	18.135	2:15.395
119	21.058	2:17.093
351	22.357	2:17.114
60	26.059	2:19.488
17	26.256	2:18.229
186	26.474	2:16.174
65	30.197	2:20.485
75	30.877	2:20.895
110	31.725	2:22.490
77	35.132	2:23.830
19	35.856	2:22.531
151	38.029	2:25.547
15	49.154	2:30.282
21	49.232	2:29.543
56	49.425	2:28.980
73	50.948	2:31.457
97	50.983	2:30.898
88	51.200	2:29.241
32	51.524	2:31.019
24	51.670	2:22.450
148	52.988	2:30.674
10	53.377	2:32.086

#### LAP 3 @ 15:59:22.036

NO	BEHIND	LAP TIME
117		2:08.232
48	9.002	2:10.220
1	10.328	2:10.616
8	10.415	2:09.729
7	16.590	2:08.750
25	16.772	2:12.274
33	18.319	2:13.954
64	23.856	2:15.025
188	25.133	2:15.230
119	28.296	2:15.470
351	31.937	2:17.812
186	34.268	2:16.026
17	35.281	2:17.257
60	36.758	2:18.931
75	41.654	2:19.009
65	41.709	2:19.744
110	46.782	2:23.289
77	50.232	2:23.332
19	50.554	2:22.930
151	55.113	2:25.316
56	1:05.444	2:24.251
24	1:07.554	2:24.116
21	1:09.098	2:28.098
15	1:09.790	2:28.868
97	1:09.883	2:27.132
88	1:10.049	2:27.081
73	1:12.029	2:29.313
10	1:12.836	2:27.691
32	1:12.847	2:29.555
148	1:13.048	2:28.292

#### LAP 4 @ 16:01:31.388

NO	BEHIND	LAP TIME
117		2:09.352
8	9.707	2:08.644
48	10.371	2:10.721
1	11.763	2:10.787
7	15.495	2:08.257
25	19.696	2:12.276
33	22.923	2:13.956
64	29.732	2:15.228
188	30.557	2:14.776
119	34.243	2:15.299
351	40.807	2:18.222
186	41.147	2:16.231
17	42.138	2:16.209
60	46.399	2:18.993
65	52.382	2:20.025
75	53.152	2:20.850
110	1:00.759	2:23.329
77	1:04.271	2:23.391
19	1:04.690	2:23.488
151	1:10.609	2:24.848
24	1:20.550	2:22.348
56	1:21.691	2:25.599
88	1:25.604	2:24.907
15	1:27.757	2:27.319
97	1:27.951	2:27.420
21	1:28.013	2:28.267
73	1:29.856	2:27.179
10	1:30.042	2:26.558
32	1:30.315	2:26.820

148 1:31.649 2:27.953

#### LAP 5 @ 16:03:41.346

NO	BEHIND	LAP TIME
117		2:09.958
8	9.734	2:09.985
48	10.345	2:09.932
1	10.727	2:08.922
7	13.236	2:07.699
25	22.710	2:12.972
33	26.147	2:13.182
64	34.377	2:14.603
188	35.182	2:14.583
119	40.272	2:15.987
186	47.911	2:16.722
351	49.928	2:19.079
17	50.289	2:18.109
60	55.688	2:19.247
75	1:03.485	2:20.291
65	1:03.572	2:21.148
110	1:16.074	2:25.273
19	1:16.218	2:21.486
77	1:17.147	2:22.834
151	1:25.574	2:24.923
56	1:36.652	2:24.919
24	1:39.581	2:28.989
88	1:40.158	2:24.512
15	1:44.795	2:26.996
21	1:46.357	2:28.302
97	1:46.558	2:28.565
10	1:46.979	2:26.895
73	1:47.934	2:28.036
148	1:49.056	2:27.365

# BMCRC - MRO Championships 2022 - Rnd 3 @ Snetterton 300

## EDlasia Formula 400 & Blue Haze GP

### RACE 11 - SECTOR ANALYSIS



SECTOR 1 = FL to I1, SECTOR 2 = I1 to FL, DIFF = Difference To Personal Best Lap, P = Crossed Finish Line in Pit Lane, D = Time Disallowed

P1 117 GP		Stuart HALL		Yamaha TZ250 -		
IDEAL LAP TIME : 2:06.864		BEST LAP TIME : 2:06.864		DIFFERENCE : 0.000		
LAP	SECTOR 1	SECTOR 2	LAP TIME	MPH	DIFF	TIME OF DAY
1 -		42.390	2:12.512	80.65	5.648	15:55:06.940
2 -	<b>1:24.626</b>	<b>42.238</b>	<b>2:06.864 (1)</b>	<b>84.24</b>		<b>15:57:13.804</b>
3 -	1:25.445	42.787	2:08.232 (2)	83.34	1.368	15:59:22.036
4 -	1:26.301	43.051	2:09.352 (3)	82.62	2.488	16:01:31.388
5 -	1:26.618	43.340	2:09.958	82.24	3.094	16:03:41.346

P2 8 GP		Phil ATKINSON		Yamaha TZ350 - ROSE MOT/Q Oil Treatments		
IDEAL LAP TIME : 2:08.644		BEST LAP TIME : 2:08.644		DIFFERENCE : 0.000		
LAP	SECTOR 1	SECTOR 2	LAP TIME	MPH	DIFF	TIME OF DAY
1 -		43.354	2:17.808	77.55	9.164	15:55:12.236
2 -	1:27.158	43.328	2:10.486	81.90	1.842	15:57:22.722
3 -	1:26.587	43.142	2:09.729 (2)	82.38	1.085	15:59:32.451
4 -	<b>1:25.806</b>	<b>42.838</b>	<b>2:08.644 (1)</b>	<b>83.08</b>		<b>16:01:41.095</b>
5 -	1:26.968	43.017	2:09.985 (3)	82.22	1.341	16:03:51.080

P3 48		Richie WELSH		Yamaha FZR 400 RRSP - EDEN'S BABY EXPERIENCES/ PETI		
IDEAL LAP TIME : 2:09.742		BEST LAP TIME : 2:09.797		DIFFERENCE : 0.055		
LAP	SECTOR 1	SECTOR 2	LAP TIME	MPH	DIFF	TIME OF DAY
1 -		43.037	2:16.593	78.24	6.796	15:55:11.021
2 -	<b>1:26.803</b>	42.994	<b>2:09.797 (1)</b>	<b>82.34</b>		<b>15:57:20.818</b>
3 -	1:27.202	43.018	2:10.220 (3)	82.07	0.423	15:59:31.038
4 -	1:27.395	43.326	2:10.721	81.76	0.924	16:01:41.759
5 -	1:26.993	<b>42.939</b>	2:09.932 (2)	82.25	0.135	16:03:51.691

P4 1		James SEATH		Kawasaki ZXR400 L9 - Ovenden Earthmoving		
IDEAL LAP TIME : 2:08.922		BEST LAP TIME : 2:08.922		DIFFERENCE : 0.000		
LAP	SECTOR 1	SECTOR 2	LAP TIME	MPH	DIFF	TIME OF DAY
1 -		43.300	2:16.214	78.46	7.292	15:55:10.642
2 -	1:27.135	43.971	2:11.106	81.52	2.184	15:57:21.748
3 -	1:27.407	43.209	2:10.616 (2)	81.82	1.694	15:59:32.364
4 -	1:27.106	43.681	2:10.787 (3)	81.72	1.865	16:01:43.151
5 -	<b>1:26.149</b>	<b>42.773</b>	<b>2:08.922 (1)</b>	<b>82.90</b>		<b>16:03:52.073</b>

P5 7 GP		Bruce DUNN		Yamaha TZ250 - Bilstein UK		
IDEAL LAP TIME : 2:07.500		BEST LAP TIME : 2:07.699		DIFFERENCE : 0.199		
LAP	SECTOR 1	SECTOR 2	LAP TIME	MPH	DIFF	TIME OF DAY
1 -		43.749	2:25.696	73.35	17.997	15:55:20.124
2 -	1:26.267	43.485	2:09.752	82.37	2.053	15:57:29.876
3 -	1:25.766	42.984	2:08.750 (3)	83.01	1.051	15:59:38.626
4 -	1:26.022	<b>42.235</b>	2:08.257 (2)	83.33	0.558	16:01:46.883
5 -	<b>1:25.265</b>	42.434	<b>2:07.699 (1)</b>	<b>83.69</b>		<b>16:03:54.582</b>

P6 25 S/R		Haydon SMITH		Kawasaki ZXR400 - HI-Precision Engineering Ltd		
IDEAL LAP TIME : 2:11.671		BEST LAP TIME : 2:12.274		DIFFERENCE : 0.603		
LAP	SECTOR 1	SECTOR 2	LAP TIME	MPH	DIFF	TIME OF DAY
1 -		<b>43.808</b>	2:19.436	76.65	7.162	15:55:13.864
2 -	1:28.491	44.179	2:12.670 (3)	80.56	0.396	15:57:26.534
3 -	1:28.285	43.989	<b>2:12.274 (1)</b>	<b>80.80</b>		<b>15:59:38.808</b>
4 -	<b>1:27.863</b>	44.413	2:12.276 (2)	80.80	0.002	16:01:51.084
5 -	1:28.483	44.489	2:12.972	80.37	0.698	16:04:04.056

# BMCR - MRO Championships 2022 - Rnd 3 @ Snetterton 300

## EDlasia Formula 400 & Blue Haze GP

### RACE 11 - SECTOR ANALYSIS



SECTOR 1 = FL to I1, SECTOR 2 = I1 to FL, DIFF = Difference To Personal Best Lap, P = Crossed Finish Line in Pit Lane, D = Time Disallowed

P7 33 S		Carl JOHNSTONE		Yamaha FZR400RR - EDlasia		
IDEAL LAP TIME : 2:12.872		BEST LAP TIME : 2:13.121		DIFFERENCE : 0.249		
LAP	SECTOR 1	SECTOR 2	LAP TIME	MPH	DIFF	TIME OF DAY
1 -		<b>44.007</b>	2:18.852	76.97	5.731	15:55:13.280
2 -	1:28.867	44.254	<b>2:13.121 (1)</b>	<b>80.28</b>		<b>15:57:26.401</b>
3 -	1:29.589	44.365	2:13.954 (3)	79.78	0.833	15:59:40.355
4 -	1:29.473	44.483	2:13.956	79.78	0.835	16:01:54.311
5 -	<b>1:28.865</b>	44.317	2:13.182 (2)	80.25	0.061	16:04:07.493

P8 64 GP		Phil ELLIS		Yamaha TZ250B -		
IDEAL LAP TIME : 2:14.431		BEST LAP TIME : 2:14.603		DIFFERENCE : 0.172		
LAP	SECTOR 1	SECTOR 2	LAP TIME	MPH	DIFF	TIME OF DAY
1 -		45.397	2:21.145	75.72	6.542	15:55:15.573
2 -	1:29.891	45.403	2:15.294	78.99	0.691	15:57:30.867
3 -	1:29.938	45.087	2:15.025 (2)	79.15	0.422	15:59:45.892
4 -	1:30.242	<b>44.986</b>	2:15.228 (3)	79.03	0.625	16:02:01.120
5 -	<b>1:29.445</b>	45.158	<b>2:14.603 (1)</b>	<b>79.40</b>		<b>16:04:15.723</b>

P9 188 S		Michael STANLEY		Yamaha TZR250 -		
IDEAL LAP TIME : 2:14.470		BEST LAP TIME : 2:14.583		DIFFERENCE : 0.113		
LAP	SECTOR 1	SECTOR 2	LAP TIME	MPH	DIFF	TIME OF DAY
1 -		45.652	2:22.116	75.20	7.533	15:55:16.544
2 -	1:30.684	<b>44.711</b>	2:15.395	78.94	0.812	15:57:31.939
3 -	1:30.230	45.000	2:15.230 (3)	79.03	0.647	15:59:47.169
4 -	1:29.931	44.845	2:14.776 (2)	79.30	0.193	16:02:01.945
5 -	<b>1:29.759</b>	44.824	<b>2:14.583 (1)</b>	<b>79.41</b>		<b>16:04:16.528</b>

P10 119 GP		Ian STANFORD		Honda RS 250 - N and J Stanford Suspended Ceilings and Parti		
IDEAL LAP TIME : 2:15.060		BEST LAP TIME : 2:15.299		DIFFERENCE : 0.239		
LAP	SECTOR 1	SECTOR 2	LAP TIME	MPH	DIFF	TIME OF DAY
1 -		45.839	2:23.341	74.56	8.042	15:55:17.769
2 -	1:31.412	45.681	2:17.093	77.96	1.794	15:57:34.862
3 -	1:30.301	<b>45.169</b>	2:15.470 (2)	78.89	0.171	15:59:50.332
4 -	<b>1:29.891</b>	45.408	<b>2:15.299 (1)</b>	<b>78.99</b>		<b>16:02:05.631</b>
5 -	1:30.519	45.468	2:15.987 (3)	78.59	0.688	16:04:21.618

P11 186		Steve RICHARDS		Kawasaki ZXR400 -		
IDEAL LAP TIME : 2:15.545		BEST LAP TIME : 2:16.026		DIFFERENCE : 0.481		
LAP	SECTOR 1	SECTOR 2	LAP TIME	MPH	DIFF	TIME OF DAY
1 -		46.456	2:29.676	71.40	13.650	15:55:24.104
2 -	1:30.799	45.375	2:16.174 (2)	78.48	0.148	15:57:40.278
3 -	1:30.897	45.129	<b>2:16.026 (1)</b>	<b>78.57</b>		<b>15:59:56.304</b>
4 -	<b>1:30.549</b>	45.682	2:16.231 (3)	78.45	0.205	16:02:12.535
5 -	1:31.726	<b>44.996</b>	2:16.722	78.17	0.696	16:04:29.257

P12 351 S		Sam DIGBY-BAKER		Kawasaki ZXR400 -		
IDEAL LAP TIME : 2:17.114		BEST LAP TIME : 2:17.114		DIFFERENCE : 0.000		
LAP	SECTOR 1	SECTOR 2	LAP TIME	MPH	DIFF	TIME OF DAY
1 -		45.967	2:24.619	73.90	7.505	15:55:19.047
2 -	<b>1:31.838</b>	<b>45.276</b>	<b>2:17.114 (1)</b>	<b>77.95</b>		<b>15:57:36.161</b>
3 -	1:31.983	45.829	2:17.812 (2)	77.55	0.698	15:59:53.973
4 -	1:31.910	46.312	2:18.222 (3)	77.32	1.108	16:02:12.195
5 -	1:32.385	46.694	2:19.079	76.84	1.965	16:04:31.274

# BMCRC - MRO Championships 2022 - Rnd 3 @ Snetterton 300

## EDlasia Formula 400 & Blue Haze GP

### RACE 11 - SECTOR ANALYSIS



SECTOR 1 = FL to I1, SECTOR 2 = I1 to FL, DIFF = Difference To Personal Best Lap, P = Crossed Finish Line in Pit Lane, D = Time Disallowed

P13 17		Sam HIRST		Kawasaki NINJA - Valley Racing		
IDEAL LAP TIME : 2:16.209		BEST LAP TIME : 2:16.209		DIFFERENCE : 0.000		
LAP	SECTOR 1	SECTOR 2	LAP TIME	MPH	DIFF	TIME OF DAY
1 -		46.662	2:27.403	72.50	11.194	15:55:21.831
2 -	1:32.655	45.574	2:18.229	77.32	2.020	15:57:40.060
3 -	1:31.536	45.721	2:17.257 (2)	77.86	1.048	15:59:57.317
4 -	<b>1:30.955</b>	<b>45.254</b>	<b>2:16.209 (1)</b>	<b>78.46</b>		<b>16:02:13.526</b>
5 -	1:32.160	45.949	2:18.109 (3)	77.38	1.900	16:04:31.635

P14 60 GP		Daniel GOUGH		Yamaha TZ 250 - Kieran Lewis/G Force Mc		
IDEAL LAP TIME : 2:18.400		BEST LAP TIME : 2:18.931		DIFFERENCE : 0.531		
LAP	SECTOR 1	SECTOR 2	LAP TIME	MPH	DIFF	TIME OF DAY
1 -		46.488	2:25.947	73.23	7.016	15:55:20.375
2 -	1:32.873	46.615	2:19.488	76.62	0.557	15:57:39.863
3 -	1:32.795	<b>46.136</b>	<b>2:18.931 (1)</b>	<b>76.93</b>		<b>15:59:58.794</b>
4 -	<b>1:32.264</b>	46.729	2:18.993 (2)	76.89	0.062	16:02:17.787
5 -	1:33.063	46.184	2:19.247 (3)	76.75	0.316	16:04:37.034

P15 75		Gary FRASER		Kawasaki ZXR 400 - WRIGHTS AUTOBODY REPAIR ROCHES		
IDEAL LAP TIME : 2:18.956		BEST LAP TIME : 2:19.009		DIFFERENCE : 0.053		
LAP	SECTOR 1	SECTOR 2	LAP TIME	MPH	DIFF	TIME OF DAY
1 -		46.965	2:29.358	71.55	10.349	15:55:23.786
2 -	1:33.416	47.479	2:20.895	75.85	1.886	15:57:44.681
3 -	<b>1:32.197</b>	46.812	<b>2:19.009 (1)</b>	<b>76.88</b>		<b>16:00:03.690</b>
4 -	1:33.335	47.515	2:20.850 (3)	75.88	1.841	16:02:24.540
5 -	1:33.532	<b>46.759</b>	2:20.291 (2)	76.18	1.282	16:04:44.831

P16 65		Andrew MOXON		Honda VFR 400 NC30 - Vanguard Msport Uckfield + DART Msp		
IDEAL LAP TIME : 2:19.411		BEST LAP TIME : 2:19.744		DIFFERENCE : 0.333		
LAP	SECTOR 1	SECTOR 2	LAP TIME	MPH	DIFF	TIME OF DAY
1 -		47.205	2:29.088	71.68	9.344	15:55:23.516
2 -	1:33.469	47.016	2:20.485 (3)	76.07	0.741	15:57:44.001
3 -	1:33.475	<b>46.269</b>	<b>2:19.744 (1)</b>	<b>76.48</b>		<b>16:00:03.745</b>
4 -	<b>1:33.142</b>	46.883	2:20.025 (2)	76.32	0.281	16:02:23.770
5 -	1:34.031	47.117	2:21.148	75.72	1.404	16:04:44.918

P17 110		Mark HAIGH		Aprilia RS250 - Chesterfield CarClinic/The Tuning Works		
IDEAL LAP TIME : 2:21.456		BEST LAP TIME : 2:22.490		DIFFERENCE : 1.034		
LAP	SECTOR 1	SECTOR 2	LAP TIME	MPH	DIFF	TIME OF DAY
1 -		<b>46.974</b>	2:28.611	71.91	6.121	15:55:23.039
2 -	1:35.326	47.164	<b>2:22.490 (1)</b>	<b>75.00</b>		<b>15:57:45.529</b>
3 -	1:35.391	47.898	2:23.289 (2)	74.59	0.799	16:00:08.818
4 -	<b>1:34.482</b>	48.847	2:23.329 (3)	74.57	0.839	16:02:32.147
5 -	1:37.411	47.862	2:25.273	73.57	2.783	16:04:57.420

P18 19		James O'MARA		Kawasaki NINJA 400 - BRP Machining Ltd		
IDEAL LAP TIME : 2:20.806		BEST LAP TIME : 2:21.486		DIFFERENCE : 0.680		
LAP	SECTOR 1	SECTOR 2	LAP TIME	MPH	DIFF	TIME OF DAY
1 -		<b>46.470</b>	2:32.701	69.99	11.215	15:55:27.129
2 -	1:35.448	47.083	2:22.531 (2)	74.98	1.045	15:57:49.660
3 -	1:36.323	46.607	2:22.930 (3)	74.77	1.444	16:00:12.590
4 -	1:35.787	47.701	2:23.488	74.48	2.002	16:02:36.078
5 -	<b>1:34.336</b>	47.150	<b>2:21.486 (1)</b>	<b>75.54</b>		<b>16:04:57.564</b>



# BMCRC - MRO Championships 2022 - Rnd 3 @ Snetterton 300

## EDlasia Formula 400 & Blue Haze GP

### RACE 11 - SECTOR ANALYSIS



SECTOR 1 = FL to I1, SECTOR 2 = I1 to FL, DIFF = Difference To Personal Best Lap, P = Crossed Finish Line in Pit Lane, D = Time Disallowed

P19 77		Roy DEWHURST		Kawasaki ZXR 400 - Dawn		
IDEAL LAP TIME : 2:22.834		BEST LAP TIME : 2:22.834		DIFFERENCE : 0.000		
LAP	SECTOR 1	SECTOR 2	LAP TIME	MPH	DIFF	TIME OF DAY
1 -		47.992	2:30.678	70.93	7.844	15:55:25.106
2 -	1:35.621	48.209	2:23.830	74.31	0.996	15:57:48.936
3 -	1:35.235	48.097	2:23.332 (2)	74.56	0.498	16:00:12.268
4 -	1:35.139	48.252	2:23.391 (3)	74.53	0.557	16:02:35.659
5 -	<b>1:35.034</b>	<b>47.800</b>	<b>2:22.834 (1)</b>	<b>74.82</b>		<b>16:04:58.493</b>

P20 151 S		Nick SMITH		Kawasaki KR-1S - Hi-Precision Engineering Ltd		
IDEAL LAP TIME : 2:24.106		BEST LAP TIME : 2:24.848		DIFFERENCE : 0.742		
LAP	SECTOR 1	SECTOR 2	LAP TIME	MPH	DIFF	TIME OF DAY
1 -		47.886	2:31.858	70.38	7.010	15:55:26.286
2 -	1:37.927	<b>47.620</b>	2:25.547	73.43	0.699	15:57:51.833
3 -	1:37.376	47.940	2:25.316 (3)	73.55	0.468	16:00:17.149
4 -	<b>1:36.486</b>	48.362	<b>2:24.848 (1)</b>	<b>73.78</b>		<b>16:02:41.997</b>
5 -	1:36.853	48.070	2:24.923 (2)	73.75	0.075	16:05:06.920

P21 56 R		Phil MARSH		Kawasaki ZXR400 -		
IDEAL LAP TIME : 2:23.372		BEST LAP TIME : 2:24.251		DIFFERENCE : 0.879		
LAP	SECTOR 1	SECTOR 2	LAP TIME	MPH	DIFF	TIME OF DAY
1 -		50.608	2:39.821	66.87	15.570	15:55:34.249
2 -	1:39.081	49.899	2:28.980	71.74	4.729	15:58:03.229
3 -	<b>1:35.233</b>	49.018	<b>2:24.251 (1)</b>	<b>74.09</b>		<b>16:00:27.480</b>
4 -	1:36.287	49.312	2:25.599 (3)	73.40	1.348	16:02:53.079
5 -	1:36.780	<b>48.139</b>	2:24.919 (2)	73.75	0.668	16:05:17.998

P22 24 S		Harley GODZISZ		Honda NC30 - Kamper Security		
IDEAL LAP TIME : 2:21.948		BEST LAP TIME : 2:22.348		DIFFERENCE : 0.400		
LAP	SECTOR 1	SECTOR 2	LAP TIME	MPH	DIFF	TIME OF DAY
1 -		47.554	2:48.596	63.39	26.248	15:55:43.024
2 -	<b>1:34.396</b>	48.054	2:22.450 (2)	75.03	0.102	15:58:05.474
3 -	1:36.383	47.733	2:24.116 (3)	74.16	1.768	16:00:29.590
4 -	1:34.796	<b>47.552</b>	<b>2:22.348 (1)</b>	<b>75.08</b>		<b>16:02:51.938</b>
5 -	1:38.926	50.063	2:28.989	71.73	6.641	16:05:20.927

P23 88 GP		George PRINOS		Yamaha TZ250 - KAPPA PLANNING LTD		
IDEAL LAP TIME : 2:24.512		BEST LAP TIME : 2:24.512		DIFFERENCE : 0.000		
LAP	SECTOR 1	SECTOR 2	LAP TIME	MPH	DIFF	TIME OF DAY
1 -		50.899	2:41.335	66.24	16.823	15:55:35.763
2 -	1:38.611	50.630	2:29.241	71.61	4.729	15:58:05.004
3 -	1:37.227	49.854	2:27.081 (3)	72.66	2.569	16:00:32.085
4 -	1:36.031	48.876	2:24.907 (2)	73.75	0.395	16:02:56.992
5 -	<b>1:35.833</b>	<b>48.679</b>	<b>2:24.512 (1)</b>	<b>73.95</b>		<b>16:05:21.504</b>

P24 15 S		Julian DAWE		Honda RVF400 - EM Acoustics		
IDEAL LAP TIME : 2:25.826		BEST LAP TIME : 2:26.996		DIFFERENCE : 1.170		
LAP	SECTOR 1	SECTOR 2	LAP TIME	MPH	DIFF	TIME OF DAY
1 -		50.213	2:38.248	67.53	11.252	15:55:32.676
2 -	1:40.237	50.045	2:30.282	71.12	3.286	15:58:02.958
3 -	1:38.978	49.890	2:28.868 (3)	71.79	1.872	16:00:31.826
4 -	<b>1:36.493</b>	50.826	2:27.319 (2)	72.55	0.323	16:02:59.145
5 -	1:37.663	<b>49.333</b>	<b>2:26.996 (1)</b>	<b>72.71</b>		<b>16:05:26.141</b>

# BMCRC - MRO Championships 2022 - Rnd 3 @ Snetterton 300

## EDlasia Formula 400 & Blue Haze GP

### RACE 11 - SECTOR ANALYSIS



SECTOR 1 = FL to I1, SECTOR 2 = I1 to FL, DIFF = Difference To Personal Best Lap, P = Crossed Finish Line in Pit Lane, D = Time Disallowed

P25 21 GP		Stuart THURTLÉ		Spondon Yamaha TZ250 4TW4 - TeamTortoise Racing			
IDEAL LAP TIME : 2:27.150		BEST LAP TIME : 2:28.098		DIFFERENCE : 0.948			
LAP	SECTOR 1	SECTOR 2	LAP TIME	MPH	DIFF	TIME OF DAY	
1 -		50.474	2:39.065	67.19	10.967	15:55:33.493	
2 -	1:39.586	49.957	2:29.543	71.47	1.445	15:58:03.036	
3 -	1:37.883	50.215	<b>2:28.098 (1)</b>	<b>72.16</b>		<b>16:00:31.134</b>	
4 -	1:38.683	<b>49.584</b>	2:28.267 (2)	72.08	0.169	16:02:59.401	
5 -	<b>1:37.566</b>	50.736	2:28.302 (3)	72.06	0.204	16:05:27.703	

P26 97 S		Nicholas TAIG		Honda VFR400 NC30 - RST, Bell Helmets UK			
IDEAL LAP TIME : 2:26.285		BEST LAP TIME : 2:27.132		DIFFERENCE : 0.847			
LAP	SECTOR 1	SECTOR 2	LAP TIME	MPH	DIFF	TIME OF DAY	
1 -		50.520	2:39.461	67.02	12.329	15:55:33.889	
2 -	1:40.500	50.398	2:30.898	70.82	3.766	15:58:04.787	
3 -	1:38.394	<b>48.738</b>	<b>2:27.132 (1)</b>	<b>72.64</b>		<b>16:00:31.919</b>	
4 -	1:37.770	49.650	2:27.420 (2)	72.50	0.288	16:02:59.339	
5 -	<b>1:37.547</b>	51.018	2:28.565 (3)	71.94	1.433	16:05:27.904	

P27 10		Mike BRUNSDON		Kawasaki NINJA 400 - CF Fairford			
IDEAL LAP TIME : 2:25.771		BEST LAP TIME : 2:26.558		DIFFERENCE : 0.787			
LAP	SECTOR 1	SECTOR 2	LAP TIME	MPH	DIFF	TIME OF DAY	
1 -		50.244	2:40.667	66.52	14.109	15:55:35.095	
2 -	1:40.279	51.807	2:32.086	70.27	5.528	15:58:07.181	
3 -	1:37.948	49.743	2:27.691 (3)	72.36	1.133	16:00:34.872	
4 -	1:37.982	<b>48.576</b>	<b>2:26.558 (1)</b>	<b>72.92</b>		<b>16:03:01.430</b>	
5 -	<b>1:37.195</b>	49.700	2:26.895 (2)	72.76	0.337	16:05:28.325	

P28 73 S		Colvin TURNER		Yamaha TZR250 -			
IDEAL LAP TIME : 2:26.782		BEST LAP TIME : 2:27.179		DIFFERENCE : 0.397			
LAP	SECTOR 1	SECTOR 2	LAP TIME	MPH	DIFF	TIME OF DAY	
1 -		50.613	2:38.867	67.27	11.688	15:55:33.295	
2 -	1:40.813	50.644	2:31.457	70.56	4.278	15:58:04.752	
3 -	1:39.334	49.979	2:29.313 (3)	71.58	2.134	16:00:34.065	
4 -	1:37.647	<b>49.532</b>	<b>2:27.179 (1)</b>	<b>72.61</b>		<b>16:03:01.244</b>	
5 -	<b>1:37.250</b>	50.786	2:28.036 (2)	72.19	0.857	16:05:29.280	

P29 148		Kevin SABBARTON		Kawasaki NINJA 300 -			
IDEAL LAP TIME : 2:26.748		BEST LAP TIME : 2:27.365		DIFFERENCE : 0.617			
LAP	SECTOR 1	SECTOR 2	LAP TIME	MPH	DIFF	TIME OF DAY	
1 -		50.155	2:41.690	66.10	14.325	15:55:36.118	
2 -	1:39.289	51.385	2:30.674	70.93	3.309	15:58:06.792	
3 -	1:38.275	50.017	2:28.292 (3)	72.07	0.927	16:00:35.084	
4 -	1:39.372	<b>48.581</b>	2:27.953 (2)	72.23	0.588	16:03:03.037	
5 -	<b>1:38.167</b>	49.198	<b>2:27.365 (1)</b>	<b>72.52</b>		<b>16:05:30.402</b>	

P30 32		Conor MURRAY		Kawasaki NINJA 300 -			
IDEAL LAP TIME : 2:26.820		BEST LAP TIME : 2:26.820		DIFFERENCE : 0.000			
LAP	SECTOR 1	SECTOR 2	LAP TIME	MPH	DIFF	TIME OF DAY	
1 -		50.545	2:39.881	66.84	13.061	15:55:34.309	
2 -	1:39.858	51.161	2:31.019 (3)	70.77	4.199	15:58:05.328	
3 -	1:39.322	50.233	2:29.555 (2)	71.46	2.735	16:00:34.883	
4 -	<b>1:38.572</b>	<b>48.248</b>	<b>2:26.820 (1)</b>	<b>72.79</b>		<b>16:03:01.703</b>	

# BMCRC - MRO Championships 2022 - Rnd 3 @ Snetterton 300

## EDlasia Formula 400 & Blue Haze GP

### RACE 11 - BEST SECTORS

SECTOR 1			SECTOR 2			IDEAL / BEST COMPARISON						
POS	NO	NAME	TIME	NO	NAME	TIME	POS	NO	NAME	IDEAL	BEST	DIFF
									<b>PERFECT LAP</b>	<b>2:06.861</b>		
1	117	HALL	1:24.626	7	DUNN	42.235	1	117	HALL	2:06.864	2:06.864	0.000
2	7	DUNN	1:25.265	117	HALL	42.238	2	7	DUNN	2:07.500	2:07.699	0.199
3	8	ATKINSON	1:25.806	1	SEATH	42.773	3	8	ATKINSON	2:08.644	2:08.644	0.000
4	1	SEATH	1:26.149	8	ATKINSON	42.838	4	1	SEATH	2:08.922	2:08.922	0.000
5	48	WELSH	1:26.803	48	WELSH	42.939	5	48	WELSH	2:09.742	2:09.797	0.055
6	25	SMITH	1:27.863	25	SMITH	43.808	6	25	SMITH	2:11.671	2:12.274	0.603
7	33	JOHNSTONE	1:28.865	33	JOHNSTONE	44.007	7	33	JOHNSTONE	2:12.872	2:13.121	0.249
8	64	ELLIS	1:29.445	188	STANLEY	44.711	8	64	ELLIS	2:14.431	2:14.603	0.172
9	188	STANLEY	1:29.759	64	ELLIS	44.986	9	188	STANLEY	2:14.470	2:14.583	0.113
10	119	STANFORD	1:29.891	186	RICHARDS	44.996	10	119	STANFORD	2:15.060	2:15.299	0.239
11	186	RICHARDS	1:30.549	119	STANFORD	45.169	11	186	RICHARDS	2:15.545	2:16.026	0.481
12	17	HIRST	1:30.955	17	HIRST	45.254	12	17	HIRST	2:16.209	2:16.209	0.000
13	351	DIGBY-BAKER	1:31.838	351	DIGBY-BAKER	45.276	13	351	DIGBY-BAKER	2:17.114	2:17.114	0.000
14	75	FRASER	1:32.197	60	GOUGH	46.136	14	60	GOUGH	2:18.400	2:18.931	0.531
15	60	GOUGH	1:32.264	65	MOXON	46.269	15	75	FRASER	2:18.956	2:19.009	0.053
16	65	MOXON	1:33.142	19	O'MARA	46.470	16	65	MOXON	2:19.411	2:19.744	0.333
17	19	O'MARA	1:34.336	75	FRASER	46.759	17	19	O'MARA	2:20.806	2:21.486	0.680
18	24	GODZISZ	1:34.396	110	HAIGH	46.974	18	110	HAIGH	2:21.456	2:22.490	1.034
19	110	HAIGH	1:34.482	24	GODZISZ	47.552	19	24	GODZISZ	2:21.948	2:22.348	0.400
20	77	DEWHURST	1:35.034	151	SMITH	47.620	20	77	DEWHURST	2:22.834	2:22.834	0.000
21	56	MARSH	1:35.233	77	DEWHURST	47.800	21	56	MARSH	2:23.372	2:24.251	0.879
22	88	PRINOS	1:35.833	56	MARSH	48.139	22	151	SMITH	2:24.106	2:24.848	0.742
23	151	SMITH	1:36.486	32	MURRAY	48.248	23	88	PRINOS	2:24.512	2:24.512	0.000
24	15	DAWE	1:36.493	10	BRUNSDON	48.576	24	10	BRUNSDON	2:25.771	2:26.558	0.787
25	10	BRUNSDON	1:37.195	148	SABBARTON	48.581	25	15	DAWE	2:25.826	2:26.996	1.170
26	73	TURNER	1:37.250	88	PRINOS	48.679	26	97	TAIG	2:26.285	2:27.132	0.847
27	97	TAIG	1:37.547	97	TAIG	48.738	27	148	SABBARTON	2:26.748	2:27.365	0.617
28	21	THURTL	1:37.566	15	DAWE	49.333	28	73	TURNER	2:26.782	2:27.179	0.397
29	148	SABBARTON	1:38.167	73	TURNER	49.532	29	32	MURRAY	2:26.820	2:26.820	0.000
30	32	MURRAY	1:38.572	21	THURTL	49.584	30	21	THURTL	2:27.150	2:28.098	0.948
31												

# BMCRC - MRO Championships 2022 - Rnd 3 @ Snetterton 300

## EDlasia Formula 400 & Blue Haze GP

### RACE 11 - STATISTICS

**Competitors Started** 30  
**Planned Start** 2022-05-07 @ 15:45:00.000  
**Actual Start** 2022-05-07 @ 15:52:54.427  
**Finish Time** 2022-05-07 @ 16:03:41.345  
**Track Length** 2.9689mi.  
**Total Laps** 149  
**Total Distance Covered** 442.3678mi.

#### Session Fastest Lap History

NO	CL	NAME	LAP TIME	TIME OF DAY	LAP	VEHICLE
117	GP	Stuart HALL	<b>2:06.864</b>	15:57:13.809	2	Yamaha TZ250

#### Session Leader History

NO	CL	NAME	FROM LAP	LAPS LED	DISTANCE	VEHICLE
117	GP	Stuart HALL	1	5	14.84 miles	Yamaha TZ250

#### Flag History

TYPE	TIME OF DAY
GREEN	15:52:54.427
FINISH	16:03:41.345

#### Flag Statistics

TYPE	COUNT	TOTAL LAPS	TOTAL TIME
Green	1	5	12:43.040
Red	0	0	0.000
Safety Car	0	0	0.000
FCY	0	0	0.000

# BMCRC - MRO Championships 2022 - Rnd 3 @ Snetterton 300

## EDlasia Formula 400 & Blue Haze GP

### RACE 11 - STATISTICS

**CLASS :**

12 Starters

#### Fastest Lap History

NO	NAME	LAP TIME	TIME OF DAY	LAP	VEHICLE
48	Richie WELSH	2:09.797	15:57:20.826	2	Yamaha FZR 400 RRSP
1	James SEATH	2:08.922	16:03:52.093	5	Kawasaki ZXR400 L9

#### Leader History

NO	NAME	FROM LAP	LAPS LED	DISTANCE	VEHICLE
1	James SEATH	1	1	2.96 miles	Kawasaki ZXR400 L9
48	Richie WELSH	2	4	11.87 miles	Yamaha FZR 400 RRSP

# BMCRC - MRO Championships 2022 - Rnd 3 @ Snetterton 300

## EDlasia Formula 400 & Blue Haze GP

### RACE 11 - STATISTICS

**CLASS : R**

1 Starters

#### Fastest Lap History

NO	NAME	LAP TIME	TIME OF DAY	LAP	VEHICLE
56	Phil MARSH	<b>2:28.980</b>	15:58:03.241	2	Kawasaki ZXR400
56	Phil MARSH	<b>2:24.251</b>	16:00:27.493	3	Kawasaki ZXR400

#### Leader History

NO	NAME	FROM LAP	LAPS LED	DISTANCE	VEHICLE
56	Phil MARSH	1	5	14.84 miles	Kawasaki ZXR400

# BMCRC - MRO Championships 2022 - Rnd 3 @ Snetterton 300

## EDlasia Formula 400 & Blue Haze GP

### RACE 11 - STATISTICS

**CLASS : S**

8 Starters

#### Fastest Lap History

NO	NAME	LAP TIME	TIME OF DAY	LAP	VEHICLE
33	Carl JOHNSTONE	2:13.121	15:57:26.411	2	Yamaha FZR400RR

#### Leader History

NO	NAME	FROM LAP	LAPS LED	DISTANCE	VEHICLE
33	Carl JOHNSTONE	1	5	14.84 miles	Yamaha FZR400RR

# BMCRC - MRO Championships 2022 - Rnd 3 @ Snetterton 300

## EDlasia Formula 400 & Blue Haze GP

### RACE 11 - STATISTICS

**CLASS : S/R**

1 Starters

#### Fastest Lap History

NO	NAME	LAP TIME	TIME OF DAY	LAP	VEHICLE
25	Haydon SMITH	<b>2:12.670</b>	15:57:26.538	2	Kawasaki ZXR400
25	Haydon SMITH	<b>2:12.274</b>	15:59:38.814	3	Kawasaki ZXR400

#### Leader History

NO	NAME	FROM LAP	LAPS LED	DISTANCE	VEHICLE
25	Haydon SMITH	1	5	14.84 miles	Kawasaki ZXR400



# BMCRC - MRO Championships 2022 - Rnd 3 @ Snetterton 300

## EDlasia Formula 400 & Blue Haze GP

### RACE 11 - STATISTICS

**CLASS : GP**

8 Starters

#### Fastest Lap History

NO	NAME	LAP TIME	TIME OF DAY	LAP	VEHICLE
117	Stuart HALL	<b>2:06.864</b>	15:57:13.809	2	Yamaha TZ250

#### Leader History

NO	NAME	FROM LAP	LAPS LED	DISTANCE	VEHICLE
117	Stuart HALL	1	5	14.84 miles	Yamaha TZ250

BMCRC - MRO Championships 2022 - Rnd 3 @ Snetterton 300



EDlasia Formula 400 & Blue Haze GP



RACE 1 - GRID (7 Laps)

ROW 11	33	188	Michael STANLEY	32	222	Matthew EPPS	31	71	Alan BUSHELL
ROW 10	30	0	Paul TOLAND	29	21	Stuart THURTLÉ	28	148	Kevin SABBARTON
ROW 9	27	73	Colvin TURNER	26	97	Nicholas TAIG	25	15	Julian DAWÉ
ROW 8	24	32	Conor MURRAY	23	10	Mike BRUNSDON	22	151	Nick SMITH
ROW 7	21	88	George PRINOS	20	56	Phil MARSH	19	77	Roy DEWHURST
ROW 6	18	110	Mark HAIGH	17	24	Harley GODZISZ	16	19	James O'MARA
ROW 5	15	65	Andrew MOXON	14	75	Gary FRASER	13	60	Daniel GOUGH
ROW 4	12	351	Sam DIGBY-BAKER	11	17	Sam HIRST	10	186	Steve RICHARDS
ROW 3	9	119	Ian STANFORD	8	64	Phil ELLIS	7	33	Carl JOHNSTONE
ROW 2	6	25	Haydon SMITH	5	48	Richie WELSH	4	1	James SEATH
ROW 1	3	8	Phil ATKINSON	2	7	Bruce DUNN	1	117	Stuart HALL
<b>Pole</b>									

Snetterton 300: 2.9689 miles

These results are provisional until the conclusion of any judicial and technical matters.

Clerk Of Course :	Stewards :	Timekeeper : Craig Smith
-------------------	------------	--------------------------

Results can be found at [www.tsl-timing.com](http://www.tsl-timing.com)

Printed - 16:32 Saturday, 07 May 2022



# BMCRC - MRO Championships 2022 - Rnd 3 @ Snetterton 300

## EDlasia Formula 400 & Blue Haze GP

### RACE 1 - CLASSIFICATION



POS	NO	CL	PIC NAME	ENTRY	LAPS	TIME	GAP	DIFF	MPH	BEST	ON
1	7	GP	Bruce DUNN	Yamaha TZ250 - Bilstein UK	7	14:53.276			83.75	2:06.030	4
2	117	GP	Stuart HALL	Yamaha TZ250 -	7	14:53.346	0.070	0.070	83.74	2:05.989	4
3	8	GP	Phil ATKINSON	Yamaha TZ350 - ROSE MOT/Q Oil Treatments	7	15:01.001	7.725	7.655	83.03	2:06.981	2
4	48		Richie WELSH	Yamaha FZR 400 RRSP - EDEN'S BABY EXPERIE	7	15:11.366	18.090	10.365	82.09	2:08.203	5
5	1		James SEATH	Kawasaki ZXR400 L9 - Ovenden Earthmoving	7	15:29.209	35.933	17.843	80.51	2:10.753	6
6	25	S/R	Haydon SMITH	Kawasaki ZXR400 - HI-Precision Engineering Ltd	7	15:38.373	45.097	9.164	79.73	2:12.637	5
7	119	GP	Ian STANFORD	Honda RS 250 - N and J Stanford Suspended Ceiling	7	15:48.433	55.157	10.060	78.88	2:13.549	4
8	64	GP	Phil ELLIS	Yamaha TZ250B -	7	15:48.667	55.391	0.234	78.86	2:12.281	6
9	33	S	Carl JOHNSTONE	Yamaha FZR400RR - EDlasia	7	15:54.917	1:01.641	6.250	78.34	2:13.149	2
10	186		Steve RICHARDS	Kawasaki ZXR400 -	7	16:00.950	1:07.674	6.033	77.85	2:13.802	7
11	351	S	Sam DIGBY-BAKER	Kawasaki ZXR400 -	7	16:01.194	1:07.918	0.244	77.83	2:14.767	7
12	17		Sam HIRST	Kawasaki NINJA - Valley Racing	7	16:03.054	1:09.778	1.860	77.68	2:14.891	7
13	188	S	Michael STANLEY	Yamaha TZR250 -	7	16:03.888	1:10.612	0.834	77.61	2:14.159	7
14	60	GP	Daniel GOUGH	Yamaha TZ 250 - Kieran Lewis/G Force Mc	7	16:15.648	1:22.372	11.760	76.68	2:17.180	7
15	19		James O'MARA	Kawasaki NINJA 400 - BRP Machining Ltd	7	16:20.099	1:26.823	4.451	76.33	2:17.252	6
16	0	GP	Paul TOLAND	Yamaha TZ 250 4TW - Kippers keys	7	16:25.982	1:32.706	5.883	75.88	2:15.784	6
17	56	R	Phil MARSH	Kawasaki ZXR400 -	7	16:40.432	1:47.156	14.450	74.78	2:19.642	7
18	77		Roy DEWHURST	Kawasaki ZXR 400 - Dawn	7	16:48.953	1:55.677	8.521	74.15	2:21.970	7
19	151	S	Nick SMITH	Kawasaki KR-1S - Hi-Precision Engineering Ltd	7	16:49.227	1:55.951	0.274	74.13	2:21.529	7
20	24	S	Harley GODZISZ	Honda NC30 - Kamper Security	7	16:49.515	1:56.239	0.288	74.11	2:21.719	7
21	247	S	Lee HEALEY	Suzuki VJ22 -	7	16:50.616	1:57.340	1.101	74.03	2:20.960	7
22	97	S	Nicholas TAIG	Honda VFR400 NC30 - RST, Bell Helmets UK	7	17:17.541	2:24.265	26.925	72.10	2:25.440	4
23	88	GP	George PRINOS	Yamaha TZ250 - KAPPA PLANNING LTD	7	17:17.727	2:24.451	0.186	72.09	2:24.995	4
24	15	S	Julian DAWE	Honda RVF400 - EM Acoustics	7	17:18.524	2:25.248	0.797	72.04	2:25.061	4
25	10		Mike BRUNSDON	Kawasaki NINJA 400 - CF Fairford	7	17:19.726	2:26.450	1.202	71.95	2:25.381	6
26	110		Mark HAIGH	Aprilia RS250 - Chesterfield CarClinic/The Tuning W	6	14:58.611	1 Lap	1 Lap	71.36	2:22.944	4
27	148		Kevin SABBARTON	Kawasaki NINJA 300 -	6	15:04.053	1 Lap	5.442	70.93	2:27.207	5
28	400		Stuart THURTL	Kawasaki NINJA 400 - TeamTortoise Racing	6	15:04.144	1 Lap	0.091	70.92	2:27.850	4
29	32		Conor MURRAY	Kawasaki NINJA 300 -	6	15:14.653	1 Lap	10.509	70.11	2:29.085	6
30	73	S	Colvin TURNER	Yamaha TZR250 -	6	15:18.261	1 Lap	3.608	69.83	2:30.853	3
31	75		Gary FRASER	Kawasaki ZXR 400 - WRIGHTS AUTOBODY REPAI	5	17:09.190	2 Laps	1 Lap	51.92	2:20.817	5

#### NOT STARTED

NS 65 Andrew MOXON Honda VFR 400 NC30 - Vanguard Msport Uckfield +

#### FASTEST LAP

117	GP	Stuart HALL	Yamaha TZ250 -	4	2:05.989	84.83 mph	136.52 kph
48		Richie WELSH	Yamaha FZR 400 RRSP - EDEN'S BABY EXPERIE	5	2:08.203	83.36 mph	134.16 kph
25	S/R	Haydon SMITH	Kawasaki ZXR400 - HI-Precision Engineering Ltd	5	2:12.637	80.58 mph	129.68 kph
33	S	Carl JOHNSTONE	Yamaha FZR400RR - EDlasia	2	2:13.149	80.27 mph	129.18 kph
56	R	Phil MARSH	Kawasaki ZXR400 -	7	2:19.642	76.53 mph	123.17 kph

Class GP - 92.5% of Race Speed = 77.46 mph

Class - 92.5% of Race Speed = 75.93 mph

Class S/R - 92.5% of Race Speed = 73.75 mph

Class S - 92.5% of Race Speed = 72.46 mph

Class R - 92.5% of Race Speed = 69.17 mph

Weather / Track : Bright / Dry

These results are provisional until the conclusion of any judicial and technical matters.

Race Distance: 7 Laps / 20.78 miles

Snetterton 300: 2.9689 miles

Date: 08/05/2022 Start: 09:28 Finish: 09:43

Clerk Of Course :	Stewards :	Timekeeper : Craig Smith
-------------------	------------	--------------------------

Results can be found at [www.tsl-timing.com](http://www.tsl-timing.com)

Printed - 09:47 Sunday, 08 May 2022



# BMCRC - MRO Championships 2022 - Rnd 3 @ Snetterton 300

## EDlasia Formula 400 & Blue Haze GP

### RACE 1 - LAP CHART

#### LAP 1 @ 09:31:02.421

NO	BEHIND	LAP TIME
7		2:13.351
117	0.339	2:13.690
8	0.669	2:14.020
48	3.621	2:16.972
1	4.926	2:18.277
33	5.744	2:19.095
25	6.220	2:19.571
119	9.732	2:23.083
186	10.433	2:23.784
64	10.698	2:24.049
351	12.204	2:25.555
60	12.603	2:25.954
17	14.198	2:27.549
19	14.701	2:28.052
24	16.788	2:30.139
188	17.445	2:30.796
151	18.262	2:31.613
110	18.654	2:32.005
77	19.460	2:32.811
247	20.466	2:33.817
56	21.619	2:34.970
15	23.495	2:36.846
0	23.850	2:37.201
97	23.967	2:37.318
10	25.054	2:38.405
88	25.653	2:39.004
73	27.681	2:41.032
400	28.399	2:41.750
32	28.447	2:41.798
148	29.103	2:42.454

#### LAP 2 @ 09:33:09.445

NO	BEHIND	LAP TIME
7		2:07.024
117	0.260	2:06.945
8	0.626	2:06.981
48	6.075	2:09.478
1	10.649	2:12.747
33	11.869	2:13.149
25	12.078	2:12.882
119	17.470	2:14.762
186	19.261	2:15.852
64	19.357	2:15.683
351	22.775	2:17.595
60	23.876	2:18.297
17	24.087	2:16.913
188	27.463	2:17.042
19	27.696	2:20.019
24	33.272	2:23.508
151	34.351	2:23.113
77	35.332	2:22.896
110	35.357	2:23.727
56	35.878	2:21.283
247	36.760	2:23.318
0	37.485	2:20.659
88	44.307	2:25.678
97	45.144	2:28.201
15	45.594	2:29.123
10	46.297	2:28.267
400	50.548	2:29.173
73	51.669	2:31.012
32	52.473	2:31.050
148	52.626	2:30.547

#### LAP 3 @ 09:35:15.883

NO	BEHIND	LAP TIME
7		2:06.438
117	0.344	2:06.522
8	1.525	2:07.337
48	9.243	2:09.606
1	15.772	2:11.561
25	19.171	2:13.531
33	20.551	2:15.120
119	24.749	2:13.717
64	28.172	2:15.253
186	29.023	2:16.200
351	33.042	2:16.705
17	33.171	2:15.522
60	36.165	2:18.727
188	36.779	2:15.754
19	39.754	2:18.496
24	51.818	2:24.984
77	51.941	2:23.047
0	52.050	2:21.003
56	52.764	2:23.324
151	53.555	2:25.642
110	54.158	2:25.239
247	54.368	2:24.046
75	2 Laps	7:25.855 P
88	1:04.264	2:26.395
97	1:05.545	2:26.839
15	1:06.607	2:27.451
10	1:07.882	2:28.023
400	1:12.761	2:28.651
148	1:13.547	2:27.359
73	1:16.084	2:30.853
32	1:16.676	2:30.641

#### LAP 4 @ 09:37:21.913

NO	BEHIND	LAP TIME
7		2:06.030
117	0.303	2:05.989
8	2.940	2:07.445
48	12.157	2:08.944
1	21.384	2:11.642
25	25.823	2:12.682
33	29.720	2:15.199
119	32.268	2:13.549
64	35.726	2:13.584
186	40.230	2:17.237
351	42.354	2:15.342
17	43.187	2:16.046
188	46.335	2:15.586
60	49.095	2:18.960
19	52.008	2:18.284
0	1:02.311	2:16.291
56	1:06.567	2:19.833
77	1:09.014	2:23.103
24	1:09.569	2:23.781
151	1:10.114	2:22.589
110	1:11.072	2:22.944
247	1:11.291	2:22.953
88	1:23.229	2:24.995
97	1:24.955	2:25.440
15	1:25.638	2:25.061
75	2 Laps	2:32.720
10	1:27.247	2:25.395
400	1:34.581	2:27.850

148	1:35.554	2:28.037
73	1:41.470	2:31.416
32	1:42.454	2:31.808

#### LAP 5 @ 09:39:28.871

NO	BEHIND	LAP TIME
7		2:06.958
117	0.246	2:06.901
8	3.695	2:07.713
48	13.402	2:08.203
1	25.915	2:11.489
25	31.502	2:12.637
119	39.415	2:14.105
33	40.736	2:17.974
64	42.419	2:13.651
186	50.818	2:17.546
351	51.066	2:15.670
17	52.020	2:15.791
188	54.819	2:15.442
60	1:00.475	2:18.338
19	1:02.774	2:17.724
0	1:13.705	2:18.352
56	1:21.117	2:21.508
77	1:24.242	2:22.186
151	1:25.065	2:21.909
24	1:25.786	2:23.175
247	1:27.190	2:22.857
88	1:44.107	2:27.836
15	1:45.330	2:26.650
97	1:45.427	2:27.430
75	2 Laps	2:26.738
10	1:47.036	2:26.747
110	1:53.204	2:49.090
400	1:55.517	2:27.894
148	1:55.803	2:27.207
32	2:05.767	2:30.271

#### LAP 6 @ 09:41:35.015

NO	BEHIND	LAP TIME
7		2:06.144
73	1 Lap	2:31.728
117	0.353	2:06.251
8	5.021	2:07.470
48	16.436	2:09.178
1	30.524	2:10.753
25	39.512	2:14.154
119	48.041	2:14.770
64	48.556	2:12.281
33	50.076	2:15.484
351	1:00.482	2:15.560
186	1:01.203	2:16.529
17	1:02.218	2:16.342
188	1:03.784	2:15.109
60	1:12.523	2:18.192
19	1:13.882	2:17.252
0	1:23.345	2:15.784
56	1:34.845	2:19.872
77	1:41.038	2:22.940
151	1:41.753	2:22.832
24	1:41.851	2:22.209
247	1:43.711	2:22.665
75	2 Laps	2:23.060
88	2:03.627	2:25.664
15	2:04.980	2:25.794
97	2:05.134	2:25.851

10	2:06.273	2:25.381
----	----------	----------

#### LAP 7 @ 09:43:42.346

NO	BEHIND	LAP TIME
7		2:07.331
117	0.070	2:07.048
110	1 Lap	2:25.606
8	7.725	2:10.035
148	1 Lap	2:28.449
400	1 Lap	2:28.826
48	18.090	2:08.985
32	1 Lap	2:29.085
73	1 Lap	2:32.220
1	35.933	2:12.740
25	45.097	2:12.916
119	55.157	2:14.447
64	55.391	2:14.166
33	1:01.641	2:18.896
186	1:07.674	2:13.802
351	1:07.918	2:14.767
17	1:09.778	2:14.891
188	1:10.612	2:14.159
60	1:22.372	2:17.180
19	1:26.823	2:20.272
0	1:32.706	2:16.692
56	1:47.156	2:19.642
77	1:55.677	2:21.970
151	1:55.951	2:21.529
24	1:56.239	2:21.719
247	1:57.340	2:20.960
75	2 Laps	2:20.817
97	2:24.265	2:26.462
88	2:24.451	2:28.155
15	2:25.248	2:27.599
10	2:26.450	2:27.508

# BMCRC - MRO Championships 2022 - Rnd 3 @ Snetterton 300

## EDlasia Formula 400 & Blue Haze GP

### RACE 1 - SECTOR ANALYSIS



SECTOR 1 = FL to I1, SECTOR 2 = I1 to FL, DIFF = Difference To Personal Best Lap, P = Crossed Finish Line in Pit Lane, D = Time Disallowed

P1		7 GP		Bruce DUNN		Yamaha TZ250 - Bilstein UK	
IDEAL LAP TIME : 2:05.948		BEST LAP TIME : 2:06.030		DIFFERENCE : 0.082			
LAP	SECTOR 1	SECTOR 2	LAP TIME	MPH	DIFF	TIME OF DAY	
1 -		42.359	2:13.351	80.14	7.321	09:31:02.421	
2 -	1:25.074	41.950	2:07.024	84.14	0.994	09:33:09.445	
3 -	1:24.946	41.492	2:06.438 (3)	84.53	0.408	09:35:15.883	
4 -	<b>1:24.473</b>	41.557	<b>2:06.030 (1)</b>	<b>84.80</b>		<b>09:37:21.913</b>	
5 -	1:24.947	42.011	2:06.958	84.18	0.928	09:39:28.871	
6 -	1:24.669	<b>41.475</b>	2:06.144 (2)	84.72	0.114	09:41:35.015	
7 -	1:25.369	41.962	2:07.331	83.93	1.301	09:43:42.346	

P2		117 GP		Stuart HALL		Yamaha TZ250 -	
IDEAL LAP TIME : 2:05.989		BEST LAP TIME : 2:05.989		DIFFERENCE : 0.000			
LAP	SECTOR 1	SECTOR 2	LAP TIME	MPH	DIFF	TIME OF DAY	
1 -		42.402	2:13.690	79.94	7.701	09:31:02.760	
2 -	1:25.002	41.943	2:06.945	84.19	0.956	09:33:09.705	
3 -	1:24.825	41.697	2:06.522 (3)	84.47	0.533	09:35:16.227	
4 -	<b>1:24.362</b>	<b>41.627</b>	<b>2:05.989 (1)</b>	<b>84.83</b>		<b>09:37:22.216</b>	
5 -	1:24.818	42.083	2:06.901	84.22	0.912	09:39:29.117	
6 -	1:24.536	41.715	2:06.251 (2)	84.65	0.262	09:41:35.368	
7 -	1:25.106	41.942	2:07.048	84.12	1.059	09:43:42.416	

P3		8 GP		Phil ATKINSON		Yamaha TZ350 - ROSE MOT/Q Oil Treatments	
IDEAL LAP TIME : 2:06.735		BEST LAP TIME : 2:06.981		DIFFERENCE : 0.246			
LAP	SECTOR 1	SECTOR 2	LAP TIME	MPH	DIFF	TIME OF DAY	
1 -		42.446	2:14.020	79.74	7.039	09:31:03.090	
2 -	1:25.093	<b>41.888</b>	<b>2:06.981 (1)</b>	<b>84.17</b>		<b>09:33:10.071</b>	
3 -	1:25.109	42.228	2:07.337 (2)	83.93	0.356	09:35:17.408	
4 -	<b>1:24.847</b>	42.598	2:07.445 (3)	83.86	0.464	09:37:24.853	
5 -	1:25.356	42.357	2:07.713	83.68	0.732	09:39:32.566	
6 -	1:25.253	42.217	2:07.470	83.84	0.489	09:41:40.036	
7 -	1:26.362	43.673	2:10.035	82.19	3.054	09:43:50.071	

P4		48		Richie WELSH		Yamaha FZR 400 RRSP - EDEN'S BABY EXPERIENCES/ PETI	
IDEAL LAP TIME : 2:07.944		BEST LAP TIME : 2:08.203		DIFFERENCE : 0.259			
LAP	SECTOR 1	SECTOR 2	LAP TIME	MPH	DIFF	TIME OF DAY	
1 -		43.066	2:16.972	78.03	8.769	09:31:06.042	
2 -	1:26.656	42.822	2:09.478	82.54	1.275	09:33:15.520	
3 -	1:26.979	42.627	2:09.606	82.46	1.403	09:35:25.126	
4 -	1:26.248	42.696	2:08.944 (2)	82.88	0.741	09:37:34.070	
5 -	1:25.916	<b>42.287</b>	<b>2:08.203 (1)</b>	<b>83.36</b>		<b>09:39:42.273</b>	
6 -	1:26.697	42.481	2:09.178	82.73	0.975	09:41:51.451	
7 -	<b>1:25.657</b>	43.328	2:08.985 (3)	82.86	0.782	09:44:00.436	

P5		1		James SEATH		Kawasaki ZXR400 L9 - Ovenden Earthmoving	
IDEAL LAP TIME : 2:10.753		BEST LAP TIME : 2:10.753		DIFFERENCE : 0.000			
LAP	SECTOR 1	SECTOR 2	LAP TIME	MPH	DIFF	TIME OF DAY	
1 -		44.397	2:18.277	77.29	7.524	09:31:07.347	
2 -	1:28.876	43.871	2:12.747	80.51	1.994	09:33:20.094	
3 -	1:27.883	43.678	2:11.561 (3)	81.24	0.808	09:35:31.655	
4 -	1:27.460	44.182	2:11.642	81.19	0.889	09:37:43.297	
5 -	1:27.598	43.891	2:11.489 (2)	81.28	0.736	09:39:54.786	
6 -	<b>1:27.108</b>	<b>43.645</b>	<b>2:10.753 (1)</b>	<b>81.74</b>		<b>09:42:05.539</b>	
7 -	1:28.439	44.301	2:12.740	80.51	1.987	09:44:18.279	

# BMCRC - MRO Championships 2022 - Rnd 3 @ Snetterton 300

## EDlasia Formula 400 & Blue Haze GP

### RACE 1 - SECTOR ANALYSIS



SECTOR 1 = FL to I1, SECTOR 2 = I1 to FL, DIFF = Difference To Personal Best Lap, P = Crossed Finish Line in Pit Lane, D = Time Disallowed

P6 25 S/R		Haydon SMITH		Kawasaki ZXR400 - HI-Precision Engineering Ltd		
IDEAL LAP TIME : 2:12.106		BEST LAP TIME : 2:12.637		DIFFERENCE : 0.531		
LAP	SECTOR 1	SECTOR 2	LAP TIME	MPH	DIFF	TIME OF DAY
1 -		44.533	2:19.571	76.57	6.934	09:31:08.641
2 -	1:28.248	44.634	2:12.882 (3)	80.43	0.245	09:33:21.523
3 -	1:28.892	44.639	2:13.531	80.04	0.894	09:35:35.054
4 -	<b>1:28.092</b>	44.590	2:12.682 (2)	80.55	0.045	09:37:47.736
5 -	1:28.623	<b>44.014</b>	<b>2:12.637 (1)</b>	<b>80.58</b>		<b>09:40:00.373</b>
6 -	1:29.584	44.570	2:14.154	79.67	1.517	09:42:14.527
7 -	1:28.673	44.243	2:12.916	80.41	0.279	09:44:27.443

P7 119 GP		Ian STANFORD		Honda RS 250 - N and J Stanford Suspended Ceilings and Parti		
IDEAL LAP TIME : 2:13.244		BEST LAP TIME : 2:13.549		DIFFERENCE : 0.305		
LAP	SECTOR 1	SECTOR 2	LAP TIME	MPH	DIFF	TIME OF DAY
1 -		45.635	2:23.083	74.69	9.534	09:31:12.153
2 -	1:29.966	44.796	2:14.762	79.31	1.213	09:33:26.915
3 -	1:29.095	<b>44.622</b>	2:13.717 (2)	79.93	0.168	09:35:40.632
4 -	<b>1:28.622</b>	44.927	<b>2:13.549 (1)</b>	<b>80.03</b>		<b>09:37:54.181</b>
5 -	1:28.918	45.187	2:14.105 (3)	79.69	0.556	09:40:08.286
6 -	1:29.726	45.044	2:14.770	79.30	1.221	09:42:23.056
7 -	1:29.554	44.893	2:14.447	79.49	0.898	09:44:37.503

P8 64 GP		Phil ELLIS		Yamaha TZ250B -		
IDEAL LAP TIME : 2:12.281		BEST LAP TIME : 2:12.281		DIFFERENCE : 0.000		
LAP	SECTOR 1	SECTOR 2	LAP TIME	MPH	DIFF	TIME OF DAY
1 -		45.791	2:24.049	74.19	11.768	09:31:13.119
2 -	1:30.424	45.259	2:15.683	78.77	3.402	09:33:28.802
3 -	1:30.928	44.325	2:15.253	79.02	2.972	09:35:44.055
4 -	1:29.236	44.348	2:13.584 (2)	80.01	1.303	09:37:57.639
5 -	1:28.828	44.823	2:13.651 (3)	79.97	1.370	09:40:11.290
6 -	<b>1:27.999</b>	<b>44.282</b>	<b>2:12.281 (1)</b>	<b>80.79</b>		<b>09:42:23.571</b>
7 -	1:29.873	44.293	2:14.166	79.66	1.885	09:44:37.737

P9 33 S		Carl JOHNSTONE		Yamaha FZR400RR - EDlasia		
IDEAL LAP TIME : 2:13.087		BEST LAP TIME : 2:13.149		DIFFERENCE : 0.062		
LAP	SECTOR 1	SECTOR 2	LAP TIME	MPH	DIFF	TIME OF DAY
1 -		44.589	2:19.095	76.83	5.946	09:31:08.165
2 -	<b>1:28.508</b>	44.641	<b>2:13.149 (1)</b>	<b>80.27</b>		<b>09:33:21.314</b>
3 -	1:30.541	<b>44.579</b>	2:15.120 (2)	79.10	1.971	09:35:36.434
4 -	1:30.375	44.824	2:15.199 (3)	79.05	2.050	09:37:51.633
5 -	1:31.480	46.494	2:17.974	77.46	4.825	09:40:09.607
6 -	1:30.067	45.417	2:15.484	78.88	2.335	09:42:25.091
7 -	1:30.777	48.119	2:18.896	76.95	5.747	09:44:43.987

P10 186		Steve RICHARDS		Kawasaki ZXR400 -		
IDEAL LAP TIME : 2:13.476		BEST LAP TIME : 2:13.802		DIFFERENCE : 0.326		
LAP	SECTOR 1	SECTOR 2	LAP TIME	MPH	DIFF	TIME OF DAY
1 -		45.843	2:23.784	74.33	9.982	09:31:12.854
2 -	1:30.478	45.374	2:15.852 (2)	78.67	2.050	09:33:28.706
3 -	1:31.081	<b>45.119</b>	2:16.200 (3)	78.47	2.398	09:35:44.906
4 -	1:30.836	46.401	2:17.237	77.88	3.435	09:38:02.143
5 -	1:31.521	46.025	2:17.546	77.70	3.744	09:40:19.689
6 -	1:31.206	45.323	2:16.529	78.28	2.727	09:42:36.218
7 -	<b>1:28.357</b>	45.445	<b>2:13.802 (1)</b>	<b>79.87</b>		<b>09:44:50.020</b>

# BMCRC - MRO Championships 2022 - Rnd 3 @ Snetterton 300

## EDlasia Formula 400 & Blue Haze GP

### RACE 1 - SECTOR ANALYSIS



SECTOR 1 = FL to I1, SECTOR 2 = I1 to FL, DIFF = Difference To Personal Best Lap, P = Crossed Finish Line in Pit Lane, D = Time Disallowed

P11 351 S		Sam DIGBY-BAKER		Kawasaki ZXR400 -		
IDEAL LAP TIME : 2:14.040		BEST LAP TIME : 2:14.767		DIFFERENCE : 0.727		
LAP	SECTOR 1	SECTOR 2	LAP TIME	MPH	DIFF	TIME OF DAY
1 -		45.755	2:25.555	73.42	10.788	09:31:14.625
2 -	1:31.549	46.046	2:17.595	77.67	2.828	09:33:32.220
3 -	1:31.249	45.456	2:16.705	78.18	1.938	09:35:48.925
4 -	1:30.155	45.187	2:15.342 (2)	78.97	0.575	09:38:04.267
5 -	1:30.478	45.192	2:15.670	78.77	0.903	09:40:19.937
6 -	1:30.879	<b>44.681</b>	2:15.560 (3)	78.84	0.793	09:42:35.497
7 -	<b>1:29.359</b>	45.408	<b>2:14.767 (1)</b>	<b>79.30</b>		<b>09:44:50.264</b>

P12 17		Sam HIRST		Kawasaki NINJA - Valley Racing		
IDEAL LAP TIME : 2:14.778		BEST LAP TIME : 2:14.891		DIFFERENCE : 0.113		
LAP	SECTOR 1	SECTOR 2	LAP TIME	MPH	DIFF	TIME OF DAY
1 -		45.930	2:27.549	72.43	12.658	09:31:16.619
2 -	1:31.747	45.166	2:16.913	78.06	2.022	09:33:33.532
3 -	1:30.568	44.954	2:15.522 (2)	78.86	0.631	09:35:49.054
4 -	1:31.131	44.915	2:16.046	78.56	1.155	09:38:05.100
5 -	1:30.294	45.497	2:15.791 (3)	78.70	0.900	09:40:20.891
6 -	1:31.527	<b>44.815</b>	2:16.342	78.39	1.451	09:42:37.233
7 -	<b>1:29.963</b>	44.928	<b>2:14.891 (1)</b>	<b>79.23</b>		<b>09:44:52.124</b>

P13 188 S		Michael STANLEY		Yamaha TZR250 -		
IDEAL LAP TIME : 2:14.159		BEST LAP TIME : 2:14.159		DIFFERENCE : 0.000		
LAP	SECTOR 1	SECTOR 2	LAP TIME	MPH	DIFF	TIME OF DAY
1 -		47.351	2:30.796	70.87	16.637	09:31:19.866
2 -	1:32.204	44.838	2:17.042	77.99	2.883	09:33:36.908
3 -	1:30.941	44.813	2:15.754	78.73	1.595	09:35:52.662
4 -	1:30.979	44.607	2:15.586	78.82	1.427	09:38:08.248
5 -	1:30.472	44.970	2:15.442 (3)	78.91	1.283	09:40:23.690
6 -	1:30.545	44.564	2:15.109 (2)	79.10	0.950	09:42:38.799
7 -	<b>1:29.816</b>	<b>44.343</b>	<b>2:14.159 (1)</b>	<b>79.66</b>		<b>09:44:52.958</b>

P14 60 GP		Daniel GOUGH		Yamaha TZ 250 - Kieran Lewis/G Force Mc		
IDEAL LAP TIME : 2:16.897		BEST LAP TIME : 2:17.180		DIFFERENCE : 0.283		
LAP	SECTOR 1	SECTOR 2	LAP TIME	MPH	DIFF	TIME OF DAY
1 -		<b>46.026</b>	2:25.954	73.22	8.774	09:31:15.024
2 -	1:32.037	46.260	2:18.297 (3)	77.28	1.117	09:33:33.321
3 -	1:32.022	46.705	2:18.727	77.04	1.547	09:35:52.048
4 -	1:32.772	46.188	2:18.960	76.91	1.780	09:38:11.008
5 -	1:31.941	46.397	2:18.338	77.26	1.158	09:40:29.346
6 -	1:31.831	46.361	2:18.192 (2)	77.34	1.012	09:42:47.538
7 -	<b>1:30.871</b>	46.309	<b>2:17.180 (1)</b>	<b>77.91</b>		<b>09:45:04.718</b>

P15 19		James O'MARA		Kawasaki NINJA 400 - BRP Machining Ltd		
IDEAL LAP TIME : 2:16.953		BEST LAP TIME : 2:17.252		DIFFERENCE : 0.299		
LAP	SECTOR 1	SECTOR 2	LAP TIME	MPH	DIFF	TIME OF DAY
1 -		45.808	2:28.052	72.19	10.800	09:31:17.122
2 -	1:33.859	46.160	2:20.019	76.33	2.767	09:33:37.141
3 -	1:33.113	45.383	2:18.496	77.17	1.244	09:35:55.637
4 -	1:32.863	45.421	2:18.284 (3)	77.29	1.032	09:38:13.921
5 -	1:32.411	<b>45.313</b>	2:17.724 (2)	77.60	0.472	09:40:31.645
6 -	<b>1:31.640</b>	45.612	<b>2:17.252 (1)</b>	<b>77.87</b>		<b>09:42:48.897</b>
7 -	1:32.129	48.143	2:20.272	76.19	3.020	09:45:09.169

# BMCRC - MRO Championships 2022 - Rnd 3 @ Snetterton 300

## EDlasia Formula 400 & Blue Haze GP

### RACE 1 - SECTOR ANALYSIS



SECTOR 1 = FL to I1, SECTOR 2 = I1 to FL, DIFF = Difference To Personal Best Lap, P = Crossed Finish Line in Pit Lane, D = Time Disallowed

P16		0 GP		Paul TOLAND		Yamaha TZ 250 4TW - Kippers keys	
IDEAL LAP TIME : 2:15.784		BEST LAP TIME : 2:15.784		DIFFERENCE : 0.000			
LAP	SECTOR 1	SECTOR 2	LAP TIME	MPH	DIFF	TIME OF DAY	
1 -		46.636	2:37.201	67.98	21.417	09:31:26.271	
2 -	1:35.007	45.652	2:20.659	75.98	4.875	09:33:46.930	
3 -	1:33.762	47.241	2:21.003	75.80	5.219	09:36:07.933	
4 -	1:30.951	45.340	2:16.291 (2)	78.42	0.507	09:38:24.224	
5 -	1:32.414	45.938	2:18.352	77.25	2.568	09:40:42.576	
6 -	<b>1:30.841</b>	<b>44.943</b>	<b>2:15.784 (1)</b>	<b>78.71</b>		<b>09:42:58.360</b>	
7 -	1:31.215	45.477	2:16.692 (3)	78.19	0.908	09:45:15.052	

P17		56 R		Phil MARSH		Kawasaki ZXR400 -	
IDEAL LAP TIME : 2:19.336		BEST LAP TIME : 2:19.642		DIFFERENCE : 0.306			
LAP	SECTOR 1	SECTOR 2	LAP TIME	MPH	DIFF	TIME OF DAY	
1 -		47.453	2:34.970	68.96	15.328	09:31:24.040	
2 -	1:34.227	47.056	2:21.283	75.65	1.641	09:33:45.323	
3 -	1:35.482	47.842	2:23.324	74.57	3.682	09:36:08.647	
4 -	1:32.982	<b>46.851</b>	2:19.833 (2)	76.43	0.191	09:38:28.480	
5 -	1:33.866	47.642	2:21.508	75.52	1.866	09:40:49.988	
6 -	1:32.486	47.386	2:19.872 (3)	76.41	0.230	09:43:09.860	
7 -	<b>1:32.485</b>	47.157	<b>2:19.642 (1)</b>	<b>76.53</b>		<b>09:45:29.502</b>	

P18		77		Roy DEWHURST		Kawasaki ZXR 400 - Dawn	
IDEAL LAP TIME : 2:21.441		BEST LAP TIME : 2:21.970		DIFFERENCE : 0.529			
LAP	SECTOR 1	SECTOR 2	LAP TIME	MPH	DIFF	TIME OF DAY	
1 -		47.903	2:32.811	69.94	10.841	09:31:21.881	
2 -	1:35.473	<b>47.423</b>	2:22.896 (3)	74.79	0.926	09:33:44.777	
3 -	1:34.675	48.372	2:23.047	74.71	1.077	09:36:07.824	
4 -	1:34.657	48.446	2:23.103	74.68	1.133	09:38:30.927	
5 -	1:34.481	47.705	2:22.186 (2)	75.16	0.216	09:40:53.113	
6 -	1:34.586	48.354	2:22.940	74.77	0.970	09:43:16.053	
7 -	<b>1:34.018</b>	47.952	<b>2:21.970 (1)</b>	<b>75.28</b>		<b>09:45:38.023</b>	

P19		151 S		Nick SMITH		Kawasaki KR-1S - Hi-Precision Engineering Ltd	
IDEAL LAP TIME : 2:20.904		BEST LAP TIME : 2:21.529		DIFFERENCE : 0.625			
LAP	SECTOR 1	SECTOR 2	LAP TIME	MPH	DIFF	TIME OF DAY	
1 -		48.265	2:31.613	70.49	10.084	09:31:20.683	
2 -	1:36.458	<b>46.655</b>	2:23.113	74.68	1.584	09:33:43.796	
3 -	1:37.085	48.557	2:25.642	73.38	4.113	09:36:09.438	
4 -	1:35.492	47.097	2:22.589 (3)	74.95	1.060	09:38:32.027	
5 -	1:34.485	47.424	2:21.909 (2)	75.31	0.380	09:40:53.936	
6 -	1:35.118	47.714	2:22.832	74.82	1.303	09:43:16.768	
7 -	<b>1:34.249</b>	47.280	<b>2:21.529 (1)</b>	<b>75.51</b>		<b>09:45:38.297</b>	

P20		24 S		Harley GODZISZ		Honda NC30 - Kamper Security	
IDEAL LAP TIME : 2:21.719		BEST LAP TIME : 2:21.719		DIFFERENCE : 0.000			
LAP	SECTOR 1	SECTOR 2	LAP TIME	MPH	DIFF	TIME OF DAY	
1 -		47.623	2:30.139	71.18	8.420	09:31:19.209	
2 -	1:34.969	48.539	2:23.508	74.47	1.789	09:33:42.717	
3 -	1:36.178	48.806	2:24.984	73.71	3.265	09:36:07.701	
4 -	1:35.823	47.958	2:23.781	74.33	2.062	09:38:31.482	
5 -	1:34.911	48.264	2:23.175 (3)	74.65	1.456	09:40:54.657	
6 -	1:34.408	47.801	2:22.209 (2)	75.15	0.490	09:43:16.866	
7 -	<b>1:34.248</b>	<b>47.471</b>	<b>2:21.719 (1)</b>	<b>75.41</b>		<b>09:45:38.585</b>	



# BMCRC - MRO Championships 2022 - Rnd 3 @ Snetterton 300

## EDlasia Formula 400 & Blue Haze GP

### RACE 1 - SECTOR ANALYSIS



SECTOR 1 = FL to I1, SECTOR 2 = I1 to FL, DIFF = Difference To Personal Best Lap, P = Crossed Finish Line in Pit Lane, D = Time Disallowed

P21 247 S		Lee HEALEY		Suzuki VJ22 -		
IDEAL LAP TIME : 2:20.960		BEST LAP TIME : 2:20.960		DIFFERENCE : 0.000		
LAP	SECTOR 1	SECTOR 2	LAP TIME	MPH	DIFF	TIME OF DAY
1 -		48.168	2:33.817	69.48	12.857	09:31:22.887
2 -	1:35.461	47.857	2:23.318	74.57	2.358	09:33:46.205
3 -	1:36.190	47.856	2:24.046	74.19	3.086	09:36:10.251
4 -	1:35.145	47.808	2:22.953	74.76	1.993	09:38:33.204
5 -	1:35.759	47.098	2:22.857 (3)	74.81	1.897	09:40:56.061
6 -	1:35.472	47.193	2:22.665 (2)	74.91	1.705	09:43:18.726
7 -	<b>1:34.271</b>	<b>46.689</b>	<b>2:20.960 (1)</b>	<b>75.82</b>		<b>09:45:39.686</b>

P22 97 S		Nicholas TAIG		Honda VFR400 NC30 - RST, Bell Helmets UK		
IDEAL LAP TIME : 2:25.287		BEST LAP TIME : 2:25.440		DIFFERENCE : 0.153		
LAP	SECTOR 1	SECTOR 2	LAP TIME	MPH	DIFF	TIME OF DAY
1 -		<b>48.425</b>	2:37.318	67.93	11.878	09:31:26.388
2 -	1:38.351	49.850	2:28.201	72.11	2.761	09:33:54.589
3 -	1:38.135	48.704	2:26.839	72.78	1.399	09:36:21.428
4 -	<b>1:36.862</b>	48.578	<b>2:25.440 (1)</b>	<b>73.48</b>		<b>09:38:46.868</b>
5 -	1:38.443	48.987	2:27.430	72.49	1.990	09:41:14.298
6 -	1:37.004	48.847	2:25.851 (2)	73.28	0.411	09:43:40.149
7 -	1:37.683	48.779	2:26.462 (3)	72.97	1.022	09:46:06.611

P23 88 GP		George PRINOS		Yamaha TZ250 - KAPPA PLANNING LTD		
IDEAL LAP TIME : 2:24.729		BEST LAP TIME : 2:24.995		DIFFERENCE : 0.266		
LAP	SECTOR 1	SECTOR 2	LAP TIME	MPH	DIFF	TIME OF DAY
1 -		48.934	2:39.004	67.21	14.009	09:31:28.074
2 -	<b>1:36.436</b>	49.242	2:25.678 (3)	73.36	0.683	09:33:53.752
3 -	1:38.102	<b>48.293</b>	2:26.395	73.00	1.400	09:36:20.147
4 -	1:36.465	48.530	<b>2:24.995 (1)</b>	<b>73.71</b>		<b>09:38:45.142</b>
5 -	1:39.024	48.812	2:27.836	72.29	2.841	09:41:12.978
6 -	1:36.727	48.937	2:25.664 (2)	73.37	0.669	09:43:38.642
7 -	1:38.413	49.742	2:28.155	72.14	3.160	09:46:06.797

P24 15 S		Julian DAWE		Honda RVF400 - EM Acoustics		
IDEAL LAP TIME : 2:25.061		BEST LAP TIME : 2:25.061		DIFFERENCE : 0.000		
LAP	SECTOR 1	SECTOR 2	LAP TIME	MPH	DIFF	TIME OF DAY
1 -		49.039	2:36.846	68.14	11.785	09:31:25.916
2 -	1:38.650	50.473	2:29.123	71.67	4.062	09:33:55.039
3 -	1:38.242	49.209	2:27.451	72.48	2.390	09:36:22.490
4 -	<b>1:36.497</b>	<b>48.564</b>	<b>2:25.061 (1)</b>	<b>73.67</b>		<b>09:38:47.551</b>
5 -	1:37.866	48.784	2:26.650 (3)	72.88	1.589	09:41:14.201
6 -	1:36.622	49.172	2:25.794 (2)	73.30	0.733	09:43:39.995
7 -	1:38.378	49.221	2:27.599	72.41	2.538	09:46:07.594

P25 10		Mike BRUNSDON		Kawasaki NINJA 400 - CF Fairford		
IDEAL LAP TIME : 2:25.275		BEST LAP TIME : 2:25.381		DIFFERENCE : 0.106		
LAP	SECTOR 1	SECTOR 2	LAP TIME	MPH	DIFF	TIME OF DAY
1 -		49.178	2:38.405	67.47	13.024	09:31:27.475
2 -	1:38.746	49.521	2:28.267	72.08	2.886	09:33:55.742
3 -	1:39.289	48.734	2:28.023	72.20	2.642	09:36:23.765
4 -	<b>1:37.081</b>	48.314	2:25.395 (2)	73.51	0.014	09:38:49.160
5 -	1:38.182	48.565	2:26.747 (3)	72.83	1.366	09:41:15.907
6 -	1:37.187	<b>48.194</b>	<b>2:25.381 (1)</b>	<b>73.51</b>		<b>09:43:41.288</b>
7 -	1:38.349	49.159	2:27.508	72.45	2.127	09:46:08.796

# BMCRC - MRO Championships 2022 - Rnd 3 @ Snetterton 300

## EDlasia Formula 400 & Blue Haze GP

### RACE 1 - SECTOR ANALYSIS



SECTOR 1 = FL to I1, SECTOR 2 = I1 to FL, DIFF = Difference To Personal Best Lap, P = Crossed Finish Line in Pit Lane, D = Time Disallowed

LAP	SECTOR 1	SECTOR 2	LAP TIME	MPH	DIFF	TIME OF DAY
<b>P26 110 Mark HAIGH</b> Aprilia RS250 - Chesterfield CarClinic/The Tuning Works						
IDEAL LAP TIME : 2:22.546		BEST LAP TIME : 2:22.944		DIFFERENCE : 0.398		
LAP	SECTOR 1	SECTOR 2	LAP TIME	MPH	DIFF	TIME OF DAY
1 -		47.438	2:32.005	70.31	9.061	09:31:21.075
2 -	1:36.382	<b>47.345</b>	2:23.727 (2)	74.36	0.783	09:33:44.802
3 -	1:36.363	48.876	2:25.239 (3)	73.58	2.295	09:36:10.041
4 -	<b>1:35.201</b>	47.743	<b>2:22.944 (1)</b>	<b>74.77</b>		<b>09:38:32.985</b>
5 -	1:59.625	49.465	2:49.090	63.20	26.146	09:41:22.075
6 -	1:36.510	49.096	2:25.606	73.40	2.662	09:43:47.681
<b>P27 148 Kevin SABBARTON</b> Kawasaki NINJA 300 -						
IDEAL LAP TIME : 2:26.901		BEST LAP TIME : 2:27.207		DIFFERENCE : 0.306		
LAP	SECTOR 1	SECTOR 2	LAP TIME	MPH	DIFF	TIME OF DAY
1 -		51.241	2:42.454	65.79	15.247	09:31:31.524
2 -	1:39.597	50.950	2:30.547	70.99	3.340	09:34:02.071
3 -	1:38.411	<b>48.948</b>	2:27.359 (2)	72.53	0.152	09:36:29.430
4 -	1:38.277	49.760	2:28.037 (3)	72.19	0.830	09:38:57.467
5 -	<b>1:37.953</b>	49.254	<b>2:27.207 (1)</b>	<b>72.60</b>		<b>09:41:24.674</b>
6 -	1:38.851	49.598	2:28.449	71.99	1.242	09:43:53.123
<b>P28 400 Stuart THURTLÉ</b> Kawasaki NINJA 400 - TeamTortoise Racing						
IDEAL LAP TIME : 2:27.490		BEST LAP TIME : 2:27.850		DIFFERENCE : 0.360		
LAP	SECTOR 1	SECTOR 2	LAP TIME	MPH	DIFF	TIME OF DAY
1 -		50.795	2:41.750	66.07	13.900	09:31:30.820
2 -	1:39.288	49.885	2:29.173	71.64	1.323	09:33:59.993
3 -	1:39.216	49.435	2:28.651 (3)	71.90	0.801	09:36:28.644
4 -	1:38.588	<b>49.262</b>	<b>2:27.850 (1)</b>	<b>72.29</b>		<b>09:38:56.494</b>
5 -	<b>1:38.228</b>	49.666	2:27.894 (2)	72.26	0.044	09:41:24.388
6 -	1:39.476	49.350	2:28.826	71.81	0.976	09:43:53.214
<b>P29 32 Conor MURRAY</b> Kawasaki NINJA 300 -						
IDEAL LAP TIME : 2:29.085		BEST LAP TIME : 2:29.085		DIFFERENCE : 0.000		
LAP	SECTOR 1	SECTOR 2	LAP TIME	MPH	DIFF	TIME OF DAY
1 -		51.145	2:41.798	66.05	12.713	09:31:30.868
2 -	1:41.391	49.659	2:31.050	70.75	1.965	09:34:01.918
3 -	1:40.470	50.171	2:30.641 (3)	70.95	1.556	09:36:32.559
4 -	1:40.495	51.313	2:31.808	70.40	2.723	09:39:04.367
5 -	1:39.786	50.485	2:30.271 (2)	71.12	1.186	09:41:34.638
6 -	<b>1:39.436</b>	<b>49.649</b>	<b>2:29.085 (1)</b>	<b>71.69</b>		<b>09:44:03.723</b>
<b>P30 73 S Colvin TURNER</b> Yamaha TZR250 -						
IDEAL LAP TIME : 2:29.638		BEST LAP TIME : 2:30.853		DIFFERENCE : 1.215		
LAP	SECTOR 1	SECTOR 2	LAP TIME	MPH	DIFF	TIME OF DAY
1 -		<b>50.496</b>	2:41.032	66.37	10.179	09:31:30.102
2 -	1:40.472	50.540	2:31.012 (2)	70.77	0.159	09:34:01.114
3 -	1:39.882	50.971	<b>2:30.853 (1)</b>	<b>70.85</b>		<b>09:36:31.967</b>
4 -	1:40.478	50.938	2:31.416 (3)	70.58	0.563	09:39:03.383
5 -	1:39.978	51.750	2:31.728	70.44	0.875	09:41:35.111
6 -	<b>1:39.142</b>	53.078	2:32.220	70.21	1.367	09:44:07.331
<b>P31 75 Gary FRASER</b> Kawasaki ZXR 400 - WRIGHTS AUTOBODY REPAIR ROCHES						
IDEAL LAP TIME : 2:20.735		BEST LAP TIME : 2:20.817		DIFFERENCE : 0.082		
LAP	SECTOR 1	SECTOR 2	LAP TIME	MPH	DIFF	TIME OF DAY
1 -		IN PIT	7:25.855 P	23.97	5:05.038	09:36:14.925
2 -	OUTLAP	48.746	2:32.720	69.98	11.903	09:38:47.645
3 -	1:37.872	48.866	2:26.738 (3)	72.83	5.921	09:41:14.383
4 -	1:36.259	<b>46.801</b>	2:23.060 (2)	74.71	2.243	09:43:37.443
5 -	<b>1:33.934</b>	46.883	<b>2:20.817 (1)</b>	<b>75.90</b>		<b>09:45:58.260</b>

# BMCRC - MRO Championships 2022 - Rnd 3 @ Snetterton 300

## EDlasia Formula 400 & Blue Haze GP

### RACE 1 - BEST SECTORS

SECTOR 1				SECTOR 2				IDEAL / BEST COMPARISON				
POS	NO	NAME	TIME	NO	NAME	TIME	POS	NO	NAME	IDEAL	BEST	DIFF
									<b>PERFECT LAP</b>	<b>2:05.837</b>		
1	117	HALL	1:24.362	7	DUNN	41.475	1	7	DUNN	2:05.948	2:06.030	0.082
2	7	DUNN	1:24.473	117	HALL	41.627	2	117	HALL	2:05.989	2:05.989	0.000
3	8	ATKINSON	1:24.847	8	ATKINSON	41.888	3	8	ATKINSON	2:06.735	2:06.981	0.246
4	48	WELSH	1:25.657	48	WELSH	42.287	4	48	WELSH	2:07.944	2:08.203	0.259
5	1	SEATH	1:27.108	1	SEATH	43.645	5	1	SEATH	2:10.753	2:10.753	0.000
6	64	ELLIS	1:27.999	25	SMITH	44.014	6	25	SMITH	2:12.106	2:12.637	0.531
7	25	SMITH	1:28.092	64	ELLIS	44.282	7	64	ELLIS	2:12.281	2:12.281	0.000
8	186	RICHARDS	1:28.357	188	STANLEY	44.343	8	33	JOHNSTONE	2:13.087	2:13.149	0.062
9	33	JOHNSTONE	1:28.508	33	JOHNSTONE	44.579	9	119	STANFORD	2:13.244	2:13.549	0.305
10	119	STANFORD	1:28.622	119	STANFORD	44.622	10	186	RICHARDS	2:13.476	2:13.802	0.326
11	351	DIGBY-BAKER	1:29.359	351	DIGBY-BAKER	44.681	11	351	DIGBY-BAKER	2:14.040	2:14.767	0.727
12	188	STANLEY	1:29.816	17	HIRST	44.815	12	188	STANLEY	2:14.159	2:14.159	0.000
13	17	HIRST	1:29.963	0	TOLAND	44.943	13	17	HIRST	2:14.778	2:14.891	0.113
14	0	TOLAND	1:30.841	186	RICHARDS	45.119	14	0	TOLAND	2:15.784	2:15.784	0.000
15	60	GOUGH	1:30.871	19	O'MARA	45.313	15	60	GOUGH	2:16.897	2:17.180	0.283
16	19	O'MARA	1:31.640	60	GOUGH	46.026	16	19	O'MARA	2:16.953	2:17.252	0.299
17	56	MARSH	1:32.485	151	SMITH	46.655	17	56	MARSH	2:19.336	2:19.642	0.306
18	75	FRASER	1:33.934	247	HEALEY	46.689	18	75	FRASER	2:20.735	2:20.817	0.082
19	77	DEWHURST	1:34.018	75	FRASER	46.801	19	151	SMITH	2:20.904	2:21.529	0.625
20	24	GODZISZ	1:34.248	56	MARSH	46.851	20	247	HEALEY	2:20.960	2:20.960	0.000
21	151	SMITH	1:34.249	110	HAIGH	47.345	21	77	DEWHURST	2:21.441	2:21.970	0.529
22	247	HEALEY	1:34.271	77	DEWHURST	47.423	22	24	GODZISZ	2:21.719	2:21.719	0.000
23	110	HAIGH	1:35.201	24	GODZISZ	47.471	23	110	HAIGH	2:22.546	2:22.944	0.398
24	88	PRINOS	1:36.436	10	BRUNSDON	48.194	24	88	PRINOS	2:24.729	2:24.995	0.266
25	15	DAWE	1:36.497	88	PRINOS	48.293	25	15	DAWE	2:25.061	2:25.061	0.000
26	97	TAIG	1:36.862	97	TAIG	48.425	26	10	BRUNSDON	2:25.275	2:25.381	0.106
27	10	BRUNSDON	1:37.081	15	DAWE	48.564	27	97	TAIG	2:25.287	2:25.440	0.153
28	148	SABBARTON	1:37.953	148	SABBARTON	48.948	28	148	SABBARTON	2:26.901	2:27.207	0.306
29	400	THURTL	1:38.228	400	THURTL	49.262	29	400	THURTL	2:27.490	2:27.850	0.360
30	73	TURNER	1:39.142	32	MURRAY	49.649	30	32	MURRAY	2:29.085	2:29.085	0.000
31	32	MURRAY	1:39.436	73	TURNER	50.496	31	73	TURNER	2:29.638	2:30.853	1.215

# BMCRC - MRO Championships 2022 - Rnd 3 @ Snetterton 300

## EDlasia Formula 400 & Blue Haze GP

### RACE 1 - STATISTICS

**Competitors Started** 31  
**Planned Start** 2022-05-08 @ 09:20:00.000  
**Actual Start** 2022-05-08 @ 09:28:49.069  
**Finish Time** 2022-05-08 @ 09:43:42.345  
**Track Length** 2.9689mi.  
**Total Laps** 210  
**Total Distance Covered** 623.4714mi.

#### Session Fastest Lap History

NO	CL	NAME	LAP TIME	TIME OF DAY	LAP	VEHICLE
7	GP	<b>Bruce DUNN</b>	<b>2:07.024</b>	09:33:09.445	2	Yamaha TZ250
117	GP	<b>Stuart HALL</b>	<b>2:06.945</b>	09:33:09.709	2	Yamaha TZ250
7	GP	<b>Bruce DUNN</b>	<b>2:06.438</b>	09:35:15.882	3	Yamaha TZ250
7	GP	<b>Bruce DUNN</b>	<b>2:06.030</b>	09:37:21.912	4	Yamaha TZ250
117	GP	<b>Stuart HALL</b>	<b>2:05.989</b>	09:37:22.221	4	Yamaha TZ250

#### Session Leader History

NO	CL	NAME	FROM LAP	LAPS LED	DISTANCE	VEHICLE
7	GP	<b>Bruce DUNN</b>	1	7	20.78 miles	Yamaha TZ250

#### Flag History

TYPE	TIME OF DAY
GREEN	09:28:49.069
FINISH	09:43:42.345

#### Flag Statistics

TYPE	COUNT	TOTAL LAPS	TOTAL TIME
Green	1	7	17:25.244
Red	0	0	0.000
Safety Car	0	0	0.000
FCY	0	0	0.000

# BMCRC - MRO Championships 2022 - Rnd 3 @ Snetterton 300

## EDlasia Formula 400 & Blue Haze GP

### RACE 1 - STATISTICS

CLASS :

12 Starters

#### Fastest Lap History

NO	NAME	LAP TIME	TIME OF DAY	LAP	VEHICLE
48	Richie WELSH	<b>2:09.478</b>	09:33:15.527	2	Yamaha FZR 400 RRSP
48	Richie WELSH	<b>2:08.944</b>	09:37:34.078	4	Yamaha FZR 400 RRSP
48	Richie WELSH	<b>2:08.203</b>	09:39:42.280	5	Yamaha FZR 400 RRSP

#### Leader History

NO	NAME	FROM LAP	LAPS LED	DISTANCE	VEHICLE
48	Richie WELSH	1	7	20.78 miles	Yamaha FZR 400 RRSP

# BMCRC - MRO Championships 2022 - Rnd 3 @ Snetterton 300

## EDlasia Formula 400 & Blue Haze GP

### RACE 1 - STATISTICS

**CLASS : R**

1 Starters

#### Fastest Lap History

NO	NAME	LAP TIME	TIME OF DAY	LAP	VEHICLE
56	Phil MARSH	<b>2:21.283</b>	09:33:45.335	2	Kawasaki ZXR400
56	Phil MARSH	<b>2:19.833</b>	09:38:28.492	4	Kawasaki ZXR400
56	Phil MARSH	<b>2:19.642</b>	09:45:29.515	7	Kawasaki ZXR400

#### Leader History

NO	NAME	FROM LAP	LAPS LED	DISTANCE	VEHICLE
56	Phil MARSH	1	7	20.78 miles	Kawasaki ZXR400

# BMCRC - MRO Championships 2022 - Rnd 3 @ Snetterton 300

## EDlasia Formula 400 & Blue Haze GP

### RACE 1 - STATISTICS

**CLASS : S**

9 Starters

#### Fastest Lap History

NO	NAME	LAP TIME	TIME OF DAY	LAP	VEHICLE
33	Carl JOHNSTONE	2:13.149	09:33:21.325	2	Yamaha FZR400RR

#### Leader History

NO	NAME	FROM LAP	LAPS LED	DISTANCE	VEHICLE
33	Carl JOHNSTONE	1	7	20.78 miles	Yamaha FZR400RR

# BMCRC - MRO Championships 2022 - Rnd 3 @ Snetterton 300

## EDlasia Formula 400 & Blue Haze GP

### RACE 1 - STATISTICS

**CLASS : S/R**

1 Starters

#### Fastest Lap History

NO	NAME	LAP TIME	TIME OF DAY	LAP	VEHICLE
25	Haydon SMITH	<b>2:12.882</b>	09:33:21.528	2	Kawasaki ZXR400
25	Haydon SMITH	<b>2:12.682</b>	09:37:47.741	4	Kawasaki ZXR400
25	Haydon SMITH	<b>2:12.637</b>	09:40:00.379	5	Kawasaki ZXR400

#### Leader History

NO	NAME	FROM LAP	LAPS LED	DISTANCE	VEHICLE
25	Haydon SMITH	1	7	20.78 miles	Kawasaki ZXR400



# BMCRC - MRO Championships 2022 - Rnd 3 @ Snetterton 300

## EDlasia Formula 400 & Blue Haze GP

### RACE 1 - STATISTICS

CLASS : GP

8 Starters

#### Fastest Lap History

NO	NAME	LAP TIME	TIME OF DAY	LAP	VEHICLE
7	Bruce DUNN	2:07.024	09:33:09.445	2	Yamaha TZ250
117	Stuart HALL	2:06.945	09:33:09.709	2	Yamaha TZ250
7	Bruce DUNN	2:06.438	09:35:15.882	3	Yamaha TZ250
7	Bruce DUNN	2:06.030	09:37:21.912	4	Yamaha TZ250
117	Stuart HALL	2:05.989	09:37:22.221	4	Yamaha TZ250

#### Leader History

NO	NAME	FROM LAP	LAPS LED	DISTANCE	VEHICLE
7	Bruce DUNN	1	7	20.78 miles	Yamaha TZ250

BMCRC - MRO Championships 2022 - Rnd 3 @ Snetterton 300



EDlasia Formula 400 & Blue Haze GP



RACE 11 - GRID (7 Laps)

ROW 11	33	71	Alan BUSHELL	32	65	Andrew MOXON	31	73	Colvin TURNER	2:30.853
ROW 10	30	32	Conor MURRAY	29	400	Stuart THURTLÉ	28	148	Kevin SABBARTON	2:27.207
ROW 9	27	97	Nicholas TAIG	26	10	Mike BRUNSDON	25	15	Julian DAWÉ	2:25.061
ROW 8	24	88	George PRINOS	23	110	Mark HAIGH	22	77	Roy DEWHURST	2:21.970
ROW 7	21	24	Harley GODZISZ	20	151	Nick SMITH	19	247	Lee HEALEY	2:20.960
ROW 6	18	75	Gary FRASER	17	56	Phil MARSH	16	19	James O'MARA	2:17.252
ROW 5	15	60	Daniel GOUGH	14	0	Paul TOLAND	13	17	Sam HIRST	2:14.891
ROW 4	12	351	Sam DIGBY-BAKER	11	188	Michael STANLEY	10	186	Steve RICHARDS	2:13.802
ROW 3	9	119	Ian STANFORD	8	33	Carl JOHNSTONE	7	25	Haydon SMITH	2:12.637
ROW 2	6	64	Phil ELLIS	5	1	James SEATH	4	48	Richie WELSH	2:08.203
ROW 1	3	8	Phil ATKINSON	2	7	Bruce DUNN	1	117	Stuart HALL	2:05.989
<b>Pole</b>										

Snetterton 300: 2.9689 miles

These results are provisional until the conclusion of any judicial and technical matters.

Clerk Of Course :	Stewards :	Timekeeper : Craig Smith
-------------------	------------	--------------------------

Results can be found at [www.tsl-timing.com](http://www.tsl-timing.com)

Printed - 09:48 Sunday, 08 May 2022



# BMCRC - MRO Championships 2022 - Rnd 3 @ Snetterton 300

## EDlasia Formula 400 & Blue Haze GP

### RACE 11 - CLASSIFICATION



POS	NO	CL	PIC NAME	ENTRY	LAPS	TIME	GAP	DIFF	MPH	BEST	ON
1	117	GP	1 Stuart HALL	Yamaha TZ250 -	7	14:47.346			84.31	2:04.716	2
2	8	GP	2 Phil ATKINSON	Yamaha TZ350 - ROSE MOT/Q Oil Treatments	7	15:07.578	20.232	20.232	82.43	2:06.817	2
3	48		1 Richie WELSH	Yamaha FZR 400 RRSP - EDEN'S BABY EXPERIE	7	15:08.224	20.878	0.646	82.37	2:07.628	7
4	1		2 James SEATH	Kawasaki ZXR400 L9 - Ovenden Earthmoving	7	15:09.221	21.875	0.997	82.28	2:07.975	7
5	64	GP	3 Phil ELLIS	Yamaha TZ250B -	7	15:34.642	47.296	25.421	80.04	2:11.342	7
6	119	GP	4 Ian STANFORD	Honda RS 250 - N and J Stanford.Suspended Ceiling	7	15:41.083	53.737	6.441	79.50	2:13.110	2
7	33	S	1 Carl JOHNSTONE	Yamaha FZR400RR - EDlasia	7	15:42.347	55.001	1.264	79.39	2:12.508	5
8	25	S/R	1 Haydon SMITH	Kawasaki ZXR400 - HI-Precision Engineering Ltd	7	15:47.720	1:00.374	5.373	78.94	2:13.458	7
9	0	GP	5 Paul TOLAND	Yamaha TZ 250 4TW - Kippers keys	7	15:48.248	1:00.902	0.528	78.89	2:12.453	7
10	186		3 Steve RICHARDS	Kawasaki ZXR400 -	7	15:50.552	1:03.206	2.304	78.70	2:13.579	2
11	65		4 Andrew MOXON	Honda VFR 400 NC30 - Vanguard Msport Uckfield +	7	15:55.633	1:08.287	5.081	78.29	2:13.115	5
12	188	S	2 Michael STANLEY	Yamaha TZR250 -	7	15:56.209	1:08.863	0.576	78.24	2:14.093	6
13	17		5 Sam HIRST	Kawasaki NINJA - Valley Racing	7	15:56.881	1:09.535	0.672	78.18	2:14.134	6
14	60	GP	6 Daniel GOUGH	Yamaha TZ 250 - Kieran Lewis/G Force Mc	7	16:10.970	1:23.624	14.089	77.05	2:17.266	2
15	56	R	1 Phil MARSH	Kawasaki ZXR400 -	7	16:24.641	1:37.295	13.671	75.98	2:16.732	7
16	75		6 Gary FRASER	Kawasaki ZXR 400 - WRIGHTS AUTOBODY REPAI	7	16:24.862	1:37.516	0.221	75.96	2:18.322	2
17	110		7 Mark HAIGH	Aprilia RS250 - Chesterfield CarClinic/The Tuning W	7	16:30.437	1:43.091	5.575	75.53	2:18.825	6
18	19		8 James O'MARA	Kawasaki NINJA 400 - BRP Machining Ltd	7	16:30.875	1:43.529	0.438	75.50	2:18.247	7
19	247	S	3 Lee HEALEY	Suzuki VJ22 -	7	16:37.513	1:50.167	6.638	75.00	2:20.560	2
20	24	S	4 Harley GODZISZ	Honda NC30 - Kamper Security	7	16:42.799	1:55.453	5.286	74.60	2:21.165	3
21	151	S	5 Nick SMITH	Kawasaki KR-1S - HI-Precision Engineering Ltd	7	16:44.851	1:57.505	2.052	74.45	2:22.020	3
22	88	GP	7 George PRINOS	Yamaha TZ250 - KAPPA PLANNING LTD	7	16:57.982	2:10.636	13.131	73.49	2:23.537	4
23	97	S	6 Nicholas TAIG	Honda VFR400 NC30 - RST, Bell Helmets UK	7	16:58.667	2:11.321	0.685	73.44	2:23.297	5
24	10		9 Mike BRUNSDON	Kawasaki NINJA 400 - CF Fairford	7	17:05.196	2:17.850	6.529	72.97	2:24.120	3
25	32		10 Conor MURRAY	Kawasaki NINJA 300 -	7	17:09.038	2:21.692	3.842	72.70	2:24.926	3
26	400		11 Stuart THURTL	Kawasaki NINJA 400 - TeamTortoise Racing	6	15:16.729	1 Lap	1 Lap	69.95	2:29.668	6

#### NOT CLASSIFIED

DNF	7	GP	Bruce DUNN	Yamaha TZ250 - Bilstein UK	2	4:19.360	5 Laps	4 Laps	82.41	2:06.603	2
DNF	351	S	Sam DIGBY-BAKER	Kawasaki ZXR400 -	2	4:39.645	5 Laps	20.285	76.44	2:16.713	2
DNF	15	S	Julian DAWE	Honda RVF400 - EM Acoustics	2	5:06.618	5 Laps	26.973	69.71	2:28.119	2

#### FASTEST LAP

117	GP	Stuart HALL	Yamaha TZ250 -	2	2:04.716	85.69 mph	137.91 kph
48		Richie WELSH	Yamaha FZR 400 RRSP - EDEN'S BABY EXPERIE	7	2:07.628	83.74 mph	134.77 kph
33	S	Carl JOHNSTONE	Yamaha FZR400RR - EDlasia	5	2:12.508	80.65 mph	129.80 kph
25	S/R	Haydon SMITH	Kawasaki ZXR400 - HI-Precision Engineering Ltd	7	2:13.458	80.08 mph	128.88 kph
56	R	Phil MARSH	Kawasaki ZXR400 -	7	2:16.732	78.16 mph	125.79 kph

Class GP - 92.5% of Race Speed = 77.98 mph

Class - 92.5% of Race Speed = 76.19 mph

Class S - 92.5% of Race Speed = 73.43 mph

Class S/R - 92.5% of Race Speed = 73.01 mph

Class R - 92.5% of Race Speed = 70.28 mph

Weather / Track : Bright / Dry

These results are provisional until the conclusion of any judicial and technical matters.

Race Distance: 7 Laps / 20.78 miles

Snetterton 300: 2.9689 miles

Date: 08/05/2022 Start: 13:55 Finish: 14:09

Clerk Of Course :	Stewards :	Timekeeper : Craig Smith
-------------------	------------	--------------------------

Results can be found at [www.tsl-timing.com](http://www.tsl-timing.com)

Printed - 14:13 Sunday, 08 May 2022



# BMCRC - MRO Championships 2022 - Rnd 3 @ Snetterton 300

## EDlasia Formula 400 & Blue Haze GP

### RACE 11 - LAP CHART

#### LAP 1 @ 13:57:18.089

NO	BEHIND	LAP TIME
7		2:12.757
117	0.081	2:12.838
8	1.078	2:13.835
48	2.824	2:15.581
1	2.845	2:15.602
64	5.215	2:17.972
25	6.111	2:18.868
119	7.323	2:20.080
33	8.655	2:21.412
351	10.175	2:22.932
186	10.242	2:22.999
188	10.901	2:23.658
0	11.032	2:23.789
17	12.462	2:25.219
60	13.110	2:25.867
65	14.531	2:27.288
75	15.733	2:28.490
151	16.156	2:28.913
247	17.030	2:29.787
19	17.107	2:29.864
110	17.780	2:30.537
24	18.623	2:31.380
56	18.810	2:31.567
97	21.138	2:33.895
88	21.352	2:34.109
32	23.673	2:36.430
10	23.719	2:36.476
15	25.742	2:38.499
400	27.861	2:40.618

#### LAP 2 @ 13:59:22.886

NO	BEHIND	LAP TIME
117		2:04.716
7	1.806	2:06.603
8	3.098	2:06.817
48	6.863	2:08.836
1	7.717	2:09.669
64	13.638	2:13.220
25	15.152	2:13.838
119	15.636	2:13.110
33	18.075	2:14.217
186	19.024	2:13.579
351	22.091	2:16.713
0	22.340	2:16.105
188	22.475	2:16.371
17	22.858	2:15.193
60	25.579	2:17.266
65	25.612	2:15.878
75	29.258	2:18.322
247	32.793	2:20.560
110	33.511	2:20.528
19	34.921	2:22.611
151	35.391	2:24.032
56	35.716	2:21.703
24	36.497	2:22.671
88	40.250	2:23.695
97	41.802	2:25.461
10	43.784	2:24.862
32	44.307	2:25.431
15	49.064	2:28.119
400	53.542	2:30.478

#### LAP 3 @ 14:01:27.610

NO	BEHIND	LAP TIME
117		2:04.724
8	7.000	2:08.626
48	10.881	2:08.742
1	12.120	2:09.127
64	23.499	2:14.585
119	24.254	2:13.342
25	24.781	2:14.353
33	27.368	2:14.017
186	28.765	2:14.465
0	33.200	2:15.584
188	35.074	2:17.323
17	35.195	2:17.061
65	37.331	2:16.443
60	38.808	2:17.953
75	44.107	2:19.573
247	49.167	2:21.098
110	49.966	2:21.179
56	50.789	2:19.797
19	50.954	2:20.757
151	52.687	2:22.020
24	52.938	2:21.165
88	59.988	2:24.462
97	1:01.970	2:24.892
10	1:03.180	2:24.120
32	1:04.509	2:24.926
400	1:19.386	2:30.568

#### LAP 4 @ 14:03:32.661

NO	BEHIND	LAP TIME
117		2:05.051
8	12.284	2:10.335
48	15.300	2:09.470
1	16.137	2:09.068
64	30.968	2:12.520
119	33.376	2:14.173
25	34.010	2:14.280
33	35.442	2:13.125
186	37.836	2:14.122
0	41.932	2:13.783
188	45.542	2:15.519
17	46.186	2:16.042
65	46.461	2:14.181
60	51.341	2:17.584
75	59.830	2:20.774
56	1:04.270	2:18.532
247	1:04.872	2:20.756
110	1:05.552	2:20.637
19	1:06.055	2:20.152
151	1:09.739	2:22.103
24	1:09.984	2:22.097
88	1:18.474	2:23.537
97	1:20.502	2:23.583
10	1:22.352	2:24.223
32	1:24.691	2:25.233
400	1:48.317	2:33.982

#### LAP 5 @ 14:05:39.040

NO	BEHIND	LAP TIME
117		2:06.379
8	14.977	2:09.072
48	18.714	2:09.793
1	18.860	2:09.102

64	36.987	2:12.398
119	40.303	2:13.306
25	41.390	2:13.759
33	41.571	2:12.508
186	48.039	2:16.582
0	48.854	2:13.301
65	53.197	2:13.115
188	54.150	2:14.987
17	54.733	2:14.926
60	1:02.239	2:17.277
75	1:13.098	2:19.647
56	1:16.357	2:18.466
110	1:18.886	2:19.713
247	1:19.800	2:21.307
19	1:20.426	2:20.750
24	1:24.913	2:21.308
151	1:25.538	2:22.178
88	1:36.313	2:24.218
97	1:37.420	2:23.297
10	1:40.936	2:24.963
32	1:44.304	2:25.992

#### LAP 6 @ 14:07:46.206

NO	BEHIND	LAP TIME
117		2:07.166
400	1 Lap	2:31.415
8	16.383	2:08.572
48	19.722	2:08.174
1	20.372	2:08.678
64	42.426	2:12.605
119	46.701	2:13.564
33	48.191	2:13.786
25	53.388	2:19.164
0	54.921	2:13.233
186	55.792	2:14.919
65	59.979	2:13.948
188	1:01.077	2:14.093
17	1:01.701	2:14.134
60	1:12.692	2:17.619
75	1:24.870	2:18.938
56	1:27.035	2:17.844
110	1:30.545	2:18.825
19	1:31.754	2:18.494
247	1:33.772	2:21.138
24	1:40.368	2:22.621
151	1:40.675	2:22.303
88	1:53.321	2:24.174
97	1:54.459	2:24.205
10	1:58.901	2:25.131
32	2:02.222	2:25.084

#### LAP 7 @ 14:09:52.678

NO	BEHIND	LAP TIME
117		2:06.472
8	20.232	2:10.321
48	20.878	2:07.628
1	21.875	2:07.975
400	1 Lap	2:29.668
64	47.296	2:11.342
119	53.737	2:13.508
33	55.001	2:13.282
25	1:00.374	2:13.458
0	1:00.902	2:12.453
186	1:03.206	2:13.886
65	1:08.287	2:14.780

188	1:08.863	2:14.258
17	1:09.535	2:14.306
60	1:23.624	2:17.404
56	1:37.295	2:16.732
75	1:37.516	2:19.118
110	1:43.091	2:19.018
19	1:43.529	2:18.247
247	1:50.167	2:22.867
24	1:55.453	2:21.557
151	1:57.505	2:23.302
88	2:10.636	2:23.787
97	2:11.321	2:23.334
10	2:17.850	2:25.421
32	2:21.692	2:25.942

# BMCRC - MRO Championships 2022 - Rnd 3 @ Snetterton 300

## EDlasia Formula 400 & Blue Haze GP

### RACE 11 - SECTOR ANALYSIS



SECTOR 1 = FL to I1, SECTOR 2 = I1 to FL, DIFF = Difference To Personal Best Lap, P = Crossed Finish Line in Pit Lane, D = Time Disallowed

P1 117 GP		Stuart HALL		Yamaha TZ250 -		
IDEAL LAP TIME : 2:04.705		BEST LAP TIME : 2:04.716		DIFFERENCE : 0.011		
LAP	SECTOR 1	SECTOR 2	LAP TIME	MPH	DIFF	TIME OF DAY
1 -		42.485	2:12.838	80.45	8.122	13:57:18.170
2 -	1:23.195	<b>41.521</b>	<b>2:04.716 (1)</b>	<b>85.69</b>		<b>13:59:22.886</b>
3 -	<b>1:23.184</b>	41.540	2:04.724 (2)	85.69	0.008	14:01:27.610
4 -	1:23.192	41.859	2:05.051 (3)	85.46	0.335	14:03:32.661
5 -	1:24.627	41.752	2:06.379	84.57	1.663	14:05:39.040
6 -	1:24.849	42.317	2:07.166	84.04	2.450	14:07:46.206
7 -	1:24.364	42.108	2:06.472	84.50	1.756	14:09:52.678

P2 8 GP		Phil ATKINSON		Yamaha TZ350 - ROSE MOT/Q Oil Treatments		
IDEAL LAP TIME : 2:06.817		BEST LAP TIME : 2:06.817		DIFFERENCE : 0.000		
LAP	SECTOR 1	SECTOR 2	LAP TIME	MPH	DIFF	TIME OF DAY
1 -		42.422	2:13.835	79.86	7.018	13:57:19.167
2 -	<b>1:24.704</b>	<b>42.113</b>	<b>2:06.817 (1)</b>	<b>84.27</b>		<b>13:59:25.984</b>
3 -	1:25.289	43.337	2:08.626 (3)	83.09	1.809	14:01:34.610
4 -	1:27.091	43.244	2:10.335	82.00	3.518	14:03:44.945
5 -	1:26.433	42.639	2:09.072	82.80	2.255	14:05:54.017
6 -	1:26.038	42.534	2:08.572 (2)	83.12	1.755	14:08:02.589
7 -	1:26.955	43.366	2:10.321	82.01	3.504	14:10:12.910

P3 48		Richie WELSH		Yamaha FZR 400 RRSP - EDEN'S BABY EXPERIENCES/ PETI		
IDEAL LAP TIME : 2:07.628		BEST LAP TIME : 2:07.628		DIFFERENCE : 0.000		
LAP	SECTOR 1	SECTOR 2	LAP TIME	MPH	DIFF	TIME OF DAY
1 -		42.997	2:15.581	78.83	7.953	13:57:20.913
2 -	1:26.143	42.693	2:08.836	82.95	1.208	13:59:29.749
3 -	1:26.132	42.610	2:08.742 (3)	83.01	1.114	14:01:38.491
4 -	1:26.893	42.577	2:09.470	82.55	1.842	14:03:47.961
5 -	1:26.900	42.893	2:09.793	82.34	2.165	14:05:57.754
6 -	1:25.717	42.457	2:08.174 (2)	83.38	0.546	14:08:05.928
7 -	<b>1:25.553</b>	<b>42.075</b>	<b>2:07.628 (1)</b>	<b>83.74</b>		<b>14:10:13.556</b>

P4 1		James SEATH		Kawasaki ZXR400 L9 - Ovenden Earthmoving		
IDEAL LAP TIME : 2:07.862		BEST LAP TIME : 2:07.975		DIFFERENCE : 0.113		
LAP	SECTOR 1	SECTOR 2	LAP TIME	MPH	DIFF	TIME OF DAY
1 -		43.143	2:15.602	78.81	7.627	13:57:20.934
2 -	1:26.675	42.994	2:09.669	82.42	1.694	13:59:30.603
3 -	1:26.178	42.949	2:09.127	82.77	1.152	14:01:39.730
4 -	1:26.089	42.979	2:09.068 (3)	82.80	1.093	14:03:48.798
5 -	1:26.427	42.675	2:09.102	82.78	1.127	14:05:57.900
6 -	<b>1:25.590</b>	43.088	2:08.678 (2)	83.06	0.703	14:08:06.578
7 -	1:25.703	<b>42.272</b>	<b>2:07.975 (1)</b>	<b>83.51</b>		<b>14:10:14.553</b>

P5 64 GP		Phil ELLIS		Yamaha TZ250B -		
IDEAL LAP TIME : 2:10.726		BEST LAP TIME : 2:11.342		DIFFERENCE : 0.616		
LAP	SECTOR 1	SECTOR 2	LAP TIME	MPH	DIFF	TIME OF DAY
1 -		<b>43.501</b>	2:17.972	77.46	6.630	13:57:23.304
2 -	1:28.784	44.436	2:13.220	80.22	1.878	13:59:36.524
3 -	1:29.498	45.087	2:14.585	79.41	3.243	14:01:51.109
4 -	1:28.465	44.055	2:12.520 (3)	80.65	1.178	14:04:03.629
5 -	1:28.099	44.299	2:12.398 (2)	80.72	1.056	14:06:16.027
6 -	1:27.946	44.659	2:12.605	80.60	1.263	14:08:28.632
7 -	<b>1:27.225</b>	44.117	<b>2:11.342 (1)</b>	<b>81.37</b>		<b>14:10:39.974</b>

# BMCRC - MRO Championships 2022 - Rnd 3 @ Snetterton 300

## EDlasia Formula 400 & Blue Haze GP

### RACE 11 - SECTOR ANALYSIS



SECTOR 1 = FL to I1, SECTOR 2 = I1 to FL, DIFF = Difference To Personal Best Lap, P = Crossed Finish Line in Pit Lane, D = Time Disallowed

P6		119 GP		Ian STANFORD		Honda RS 250 - N and J Stanford Suspended Ceilings and Parti	
IDEAL LAP TIME : 2:12.836		BEST LAP TIME : 2:13.110		DIFFERENCE : 0.274			
LAP	SECTOR 1	SECTOR 2	LAP TIME	MPH	DIFF	TIME OF DAY	
1 -		44.620	2:20.080	76.29	6.970	13:57:25.412	
2 -	<b>1:28.256</b>	44.854	<b>2:13.110 (1)</b>	<b>80.29</b>		<b>13:59:38.522</b>	
3 -	1:28.300	45.042	2:13.342 (3)	80.15	0.232	14:01:51.864	
4 -	1:28.997	45.176	2:14.173	79.65	1.063	14:04:06.037	
5 -	1:28.726	<b>44.580</b>	2:13.306 (2)	80.17	0.196	14:06:19.343	
6 -	1:28.512	45.052	2:13.564	80.02	0.454	14:08:32.907	
7 -	1:28.778	44.730	2:13.508	80.05	0.398	14:10:46.415	

P7		33 S		Carl JOHNSTONE		Yamaha FZR400RR - EDlasia	
IDEAL LAP TIME : 2:12.508		BEST LAP TIME : 2:12.508		DIFFERENCE : 0.000			
LAP	SECTOR 1	SECTOR 2	LAP TIME	MPH	DIFF	TIME OF DAY	
1 -		44.451	2:21.412	75.58	8.904	13:57:26.744	
2 -	1:29.521	44.696	2:14.217	79.63	1.709	13:59:40.961	
3 -	1:29.500	44.517	2:14.017	79.75	1.509	14:01:54.978	
4 -	1:28.635	44.490	2:13.125 (2)	80.28	0.617	14:04:08.103	
5 -	<b>1:28.074</b>	<b>44.434</b>	<b>2:12.508 (1)</b>	<b>80.65</b>		<b>14:06:20.611</b>	
6 -	1:28.895	44.891	2:13.786	79.88	1.278	14:08:34.397	
7 -	1:28.680	44.602	2:13.282 (3)	80.19	0.774	14:10:47.679	

P8		25 S/R		Haydon SMITH		Kawasaki ZXR400 - HI-Precision Engineering Ltd	
IDEAL LAP TIME : 2:12.143		BEST LAP TIME : 2:13.458		DIFFERENCE : 1.315			
LAP	SECTOR 1	SECTOR 2	LAP TIME	MPH	DIFF	TIME OF DAY	
1 -		<b>44.307</b>	2:18.868	76.96	5.410	13:57:24.200	
2 -	1:29.292	44.546	2:13.838 (3)	79.85	0.380	13:59:38.038	
3 -	1:29.433	44.920	2:14.353	79.55	0.895	14:01:52.391	
4 -	1:29.177	45.103	2:14.280	79.59	0.822	14:04:06.671	
5 -	1:28.556	45.203	2:13.759 (2)	79.90	0.301	14:06:20.430	
6 -	<b>1:27.836</b>	51.328	2:19.164	76.80	5.706	14:08:39.594	
7 -	1:28.432	45.026	<b>2:13.458 (1)</b>	<b>80.08</b>		<b>14:10:53.052</b>	

P9		0 GP		Paul TOLAND		Yamaha TZ 250 4TW - Kippers keys	
IDEAL LAP TIME : 2:12.203		BEST LAP TIME : 2:12.453		DIFFERENCE : 0.250			
LAP	SECTOR 1	SECTOR 2	LAP TIME	MPH	DIFF	TIME OF DAY	
1 -		45.129	2:23.789	74.33	11.336	13:57:29.121	
2 -	1:29.868	46.237	2:16.105	78.52	3.652	13:59:45.226	
3 -	1:31.457	44.127	2:15.584	78.82	3.131	14:02:00.810	
4 -	1:29.613	44.170	2:13.783	79.89	1.330	14:04:14.593	
5 -	1:28.806	44.495	2:13.301 (3)	80.18	0.848	14:06:27.894	
6 -	1:29.267	<b>43.966</b>	2:13.233 (2)	80.22	0.780	14:08:41.127	
7 -	<b>1:28.237</b>	44.216	<b>2:12.453 (1)</b>	<b>80.69</b>		<b>14:10:53.580</b>	

P10		186		Steve RICHARDS		Kawasaki ZXR400 -	
IDEAL LAP TIME : 2:12.496		BEST LAP TIME : 2:13.579		DIFFERENCE : 1.083			
LAP	SECTOR 1	SECTOR 2	LAP TIME	MPH	DIFF	TIME OF DAY	
1 -		45.358	2:22.999	74.74	9.420	13:57:28.331	
2 -	<b>1:28.336</b>	45.243	<b>2:13.579 (1)</b>	<b>80.01</b>		<b>13:59:41.910</b>	
3 -	1:29.609	44.856	2:14.465	79.48	0.886	14:01:56.375	
4 -	1:29.359	44.763	2:14.122 (3)	79.68	0.543	14:04:10.497	
5 -	1:31.000	45.582	2:16.582	78.25	3.003	14:06:27.079	
6 -	1:30.759	<b>44.160</b>	2:14.919	79.21	1.340	14:08:41.998	
7 -	1:29.096	44.790	2:13.886 (2)	79.82	0.307	14:10:55.884	

# BMCRC - MRO Championships 2022 - Rnd 3 @ Snetterton 300

## EDlasia Formula 400 & Blue Haze GP

### RACE 11 - SECTOR ANALYSIS



SECTOR 1 = FL to I1, SECTOR 2 = I1 to FL, DIFF = Difference To Personal Best Lap, P = Crossed Finish Line in Pit Lane, D = Time Disallowed

P11 65		Andrew MOXON		Honda VFR 400 NC30 - Vanguard Msport Uckfield + DART Msp		
IDEAL LAP TIME : 2:13.115		BEST LAP TIME : 2:13.115		DIFFERENCE : 0.000		
LAP	SECTOR 1	SECTOR 2	LAP TIME	MPH	DIFF	TIME OF DAY
1 -		45.430	2:27.288	72.56	14.173	13:57:32.620
2 -	1:30.412	45.466	2:15.878	78.65	2.763	13:59:48.498
3 -	1:30.850	45.593	2:16.443	78.33	3.328	14:02:04.941
4 -	1:29.520	44.661	2:14.181 (3)	79.65	1.066	14:04:19.122
5 -	<b>1:28.772</b>	<b>44.343</b>	<b>2:13.115 (1)</b>	<b>80.29</b>		<b>14:06:32.237</b>
6 -	1:29.305	44.643	2:13.948 (2)	79.79	0.833	14:08:46.185
7 -	1:29.850	44.930	2:14.780	79.30	1.665	14:11:00.965

P12 188 S		Michael STANLEY		Yamaha TZR250 -		
IDEAL LAP TIME : 2:14.093		BEST LAP TIME : 2:14.093		DIFFERENCE : 0.000		
LAP	SECTOR 1	SECTOR 2	LAP TIME	MPH	DIFF	TIME OF DAY
1 -		45.698	2:23.658	74.39	9.565	13:57:28.990
2 -	1:30.833	45.538	2:16.371	78.37	2.278	13:59:45.361
3 -	1:31.764	45.559	2:17.323	77.83	3.230	14:02:02.684
4 -	1:30.759	44.760	2:15.519	78.86	1.426	14:04:18.203
5 -	1:30.133	44.854	2:14.987 (3)	79.17	0.894	14:06:33.190
6 -	<b>1:29.555</b>	<b>44.538</b>	<b>2:14.093 (1)</b>	<b>79.70</b>		<b>14:08:47.283</b>
7 -	1:29.597	44.661	2:14.258 (2)	79.60	0.165	14:11:01.541

P13 17		Sam HIRST		Kawasaki NINJA - Valley Racing		
IDEAL LAP TIME : 2:13.913		BEST LAP TIME : 2:14.134		DIFFERENCE : 0.221		
LAP	SECTOR 1	SECTOR 2	LAP TIME	MPH	DIFF	TIME OF DAY
1 -		45.201	2:25.219	73.59	11.085	13:57:30.551
2 -	1:29.899	45.294	2:15.193	79.05	1.059	13:59:45.744
3 -	1:32.192	44.869	2:17.061	77.98	2.927	14:02:02.805
4 -	1:31.658	44.384	2:16.042	78.56	1.908	14:04:18.847
5 -	1:30.561	<b>44.365</b>	2:14.926 (3)	79.21	0.792	14:06:33.773
6 -	1:29.630	44.504	<b>2:14.134 (1)</b>	<b>79.68</b>		<b>14:08:47.907</b>
7 -	<b>1:29.548</b>	44.758	2:14.306 (2)	79.58	0.172	14:11:02.213

P14 60 GP		Daniel GOUGH		Yamaha TZ 250 - Kieran Lewis/G Force Mc		
IDEAL LAP TIME : 2:16.655		BEST LAP TIME : 2:17.266		DIFFERENCE : 0.611		
LAP	SECTOR 1	SECTOR 2	LAP TIME	MPH	DIFF	TIME OF DAY
1 -		45.960	2:25.867	73.27	8.601	13:57:31.199
2 -	1:31.312	45.954	<b>2:17.266 (1)</b>	<b>77.86</b>		<b>13:59:48.465</b>
3 -	1:32.151	<b>45.802</b>	2:17.953	77.47	0.687	14:02:06.418
4 -	1:31.020	46.564	2:17.584	77.68	0.318	14:04:24.002
5 -	<b>1:30.853</b>	46.424	2:17.277 (2)	77.85	0.011	14:06:41.279
6 -	1:31.329	46.290	2:17.619	77.66	0.353	14:08:58.898
7 -	1:31.216	46.188	2:17.404 (3)	77.78	0.138	14:11:16.302

P15 56 R		Phil MARSH		Kawasaki ZXR400 -		
IDEAL LAP TIME : 2:16.732		BEST LAP TIME : 2:16.732		DIFFERENCE : 0.000		
LAP	SECTOR 1	SECTOR 2	LAP TIME	MPH	DIFF	TIME OF DAY
1 -		48.311	2:31.567	70.51	14.835	13:57:36.899
2 -	1:33.805	47.898	2:21.703	75.42	4.971	13:59:58.602
3 -	1:33.739	46.058	2:19.797	76.45	3.065	14:02:18.399
4 -	1:32.183	46.349	2:18.532	77.15	1.800	14:04:36.931
5 -	1:32.197	46.269	2:18.466 (3)	77.18	1.734	14:06:55.397
6 -	1:31.397	46.447	2:17.844 (2)	77.53	1.112	14:09:13.241
7 -	<b>1:30.867</b>	<b>45.865</b>	<b>2:16.732 (1)</b>	<b>78.16</b>		<b>14:11:29.973</b>

# BMCRC - MRO Championships 2022 - Rnd 3 @ Snetterton 300

## EDlasia Formula 400 & Blue Haze GP

### RACE 11 - SECTOR ANALYSIS



SECTOR 1 = FL to I1, SECTOR 2 = I1 to FL, DIFF = Difference To Personal Best Lap, P = Crossed Finish Line in Pit Lane, D = Time Disallowed

P16 75		Gary FRASER		Kawasaki ZXR 400 - WRIGHTS AUTOBODY REPAIR ROCHES			
IDEAL LAP TIME : 2:18.036		BEST LAP TIME : 2:18.322		DIFFERENCE : 0.286			
LAP	SECTOR 1	SECTOR 2	LAP TIME	MPH	DIFF	TIME OF DAY	
1 -		46.676	2:28.490	71.97	10.168	13:57:33.822	
2 -	1:32.449	45.873	<b>2:18.322 (1)</b>	<b>77.26</b>		<b>13:59:52.144</b>	
3 -	<b>1:32.236</b>	47.337	2:19.573	76.57	1.251	14:02:11.717	
4 -	1:34.231	46.543	2:20.774	75.92	2.452	14:04:32.491	
5 -	1:33.185	46.462	2:19.647	76.53	1.325	14:06:52.138	
6 -	1:32.957	45.981	2:18.938 (2)	76.92	0.616	14:09:11.076	
7 -	1:33.318	<b>45.800</b>	2:19.118 (3)	76.82	0.796	14:11:30.194	

P17 110		Mark HAIGH		Aprilia RS250 - Chesterfield CarClinic/The Tuning Works			
IDEAL LAP TIME : 2:18.711		BEST LAP TIME : 2:18.825		DIFFERENCE : 0.114			
LAP	SECTOR 1	SECTOR 2	LAP TIME	MPH	DIFF	TIME OF DAY	
1 -		47.285	2:30.537	70.99	11.712	13:57:35.869	
2 -	1:34.193	46.335	2:20.528	76.05	1.703	13:59:56.397	
3 -	1:34.568	46.611	2:21.179	75.70	2.354	14:02:17.576	
4 -	1:33.513	47.124	2:20.637	75.99	1.812	14:04:38.213	
5 -	1:33.363	46.350	2:19.713 (3)	76.50	0.888	14:06:57.926	
6 -	1:33.267	<b>45.558</b>	<b>2:18.825 (1)</b>	<b>76.98</b>		<b>14:09:16.751</b>	
7 -	<b>1:33.153</b>	45.865	2:19.018 (2)	76.88	0.193	14:11:35.769	

P18 19		James O'MARA		Kawasaki NINJA 400 - BRP Machining Ltd			
IDEAL LAP TIME : 2:17.919		BEST LAP TIME : 2:18.247		DIFFERENCE : 0.328			
LAP	SECTOR 1	SECTOR 2	LAP TIME	MPH	DIFF	TIME OF DAY	
1 -		47.194	2:29.864	71.31	11.617	13:57:35.196	
2 -	1:35.443	47.168	2:22.611	74.94	4.364	13:59:57.807	
3 -	1:33.459	47.298	2:20.757	75.93	2.510	14:02:18.564	
4 -	1:33.130	47.022	2:20.152 (3)	76.26	1.905	14:04:38.716	
5 -	1:34.446	46.304	2:20.750	75.93	2.503	14:06:59.466	
6 -	<b>1:32.110</b>	46.384	2:18.494 (2)	77.17	0.247	14:09:17.960	
7 -	1:32.438	<b>45.809</b>	<b>2:18.247 (1)</b>	<b>77.31</b>		<b>14:11:36.207</b>	

P19 247 S		Lee HEALEY		Suzuki VJ22 -			
IDEAL LAP TIME : 2:20.009		BEST LAP TIME : 2:20.560		DIFFERENCE : 0.551			
LAP	SECTOR 1	SECTOR 2	LAP TIME	MPH	DIFF	TIME OF DAY	
1 -		46.869	2:29.787	71.35	9.227	13:57:35.119	
2 -	1:34.245	<b>46.315</b>	<b>2:20.560 (1)</b>	<b>76.03</b>		<b>13:59:55.679</b>	
3 -	1:34.286	46.812	2:21.098 (3)	75.74	0.538	14:02:16.777	
4 -	<b>1:33.694</b>	47.062	2:20.756 (2)	75.93	0.196	14:04:37.533	
5 -	1:34.361	46.946	2:21.307	75.63	0.747	14:06:58.840	
6 -	1:34.562	46.576	2:21.138	75.72	0.578	14:09:19.978	
7 -	1:34.888	47.979	2:22.867	74.81	2.307	14:11:42.845	

P20 24 S		Harley GODZISZ		Honda NC30 - Kamper Security			
IDEAL LAP TIME : 2:20.956		BEST LAP TIME : 2:21.165		DIFFERENCE : 0.209			
LAP	SECTOR 1	SECTOR 2	LAP TIME	MPH	DIFF	TIME OF DAY	
1 -		47.919	2:31.380	70.60	10.215	13:57:36.712	
2 -	1:35.119	47.552	2:22.671	74.91	1.506	13:59:59.383	
3 -	1:34.201	46.964	<b>2:21.165 (1)</b>	<b>75.71</b>		<b>14:02:20.548</b>	
4 -	1:35.183	<b>46.914</b>	2:22.097	75.21	0.932	14:04:42.645	
5 -	1:34.140	47.168	2:21.308 (2)	75.63	0.143	14:07:03.953	
6 -	1:35.049	47.572	2:22.621	74.94	1.456	14:09:26.574	
7 -	<b>1:34.042</b>	47.515	2:21.557 (3)	75.50	0.392	14:11:48.131	



# BMCRC - MRO Championships 2022 - Rnd 3 @ Snetterton 300

## EDlasia Formula 400 & Blue Haze GP

### RACE 11 - SECTOR ANALYSIS



SECTOR 1 = FL to I1, SECTOR 2 = I1 to FL, DIFF = Difference To Personal Best Lap, P = Crossed Finish Line in Pit Lane, D = Time Disallowed

P21 151 S		Nick SMITH		Kawasaki KR-1S - Hi-Precision Engineering Ltd		
IDEAL LAP TIME : 2:21.745		BEST LAP TIME : 2:22.020		DIFFERENCE : 0.275		
LAP	SECTOR 1	SECTOR 2	LAP TIME	MPH	DIFF	TIME OF DAY
1 -		47.223	2:28.913	71.77	6.893	13:57:34.245
2 -	1:36.793	47.239	2:24.032	74.20	2.012	13:59:58.277
3 -	<b>1:34.814</b>	47.206	<b>2:22.020 (1)</b>	<b>75.25</b>		<b>14:02:20.297</b>
4 -	1:35.033	47.070	2:22.103 (2)	75.21	0.083	14:04:42.400
5 -	1:35.247	<b>46.931</b>	2:22.178 (3)	75.17	0.158	14:07:04.578
6 -	1:35.211	47.092	2:22.303	75.10	0.283	14:09:26.881
7 -	1:34.889	48.413	2:23.302	74.58	1.282	14:11:50.183

P22 88 GP		George PRINOS		Yamaha TZ250 - KAPPA PLANNING LTD		
IDEAL LAP TIME : 2:22.746		BEST LAP TIME : 2:23.537		DIFFERENCE : 0.791		
LAP	SECTOR 1	SECTOR 2	LAP TIME	MPH	DIFF	TIME OF DAY
1 -		<b>47.464</b>	2:34.109	69.35	10.572	13:57:39.441
2 -	<b>1:35.282</b>	48.413	2:23.695 (2)	74.38	0.158	14:00:03.136
3 -	1:36.660	47.802	2:24.462	73.98	0.925	14:02:27.598
4 -	1:35.365	48.172	<b>2:23.537 (1)</b>	<b>74.46</b>		<b>14:04:51.135</b>
5 -	1:35.528	48.690	2:24.218	74.11	0.681	14:07:15.353
6 -	1:36.353	47.821	2:24.174	74.13	0.637	14:09:39.527
7 -	1:35.655	48.132	2:23.787 (3)	74.33	0.250	14:12:03.314

P23 97 S		Nicholas TAIG		Honda VFR400 NC30 - RST, Bell Helmets UK		
IDEAL LAP TIME : 2:23.256		BEST LAP TIME : 2:23.297		DIFFERENCE : 0.041		
LAP	SECTOR 1	SECTOR 2	LAP TIME	MPH	DIFF	TIME OF DAY
1 -		48.177	2:33.895	69.45	10.598	13:57:39.227
2 -	1:36.984	48.477	2:25.461	73.47	2.164	14:00:04.688
3 -	1:36.350	48.542	2:24.892	73.76	1.595	14:02:29.580
4 -	1:35.762	47.821	2:23.583 (3)	74.43	0.286	14:04:53.163
5 -	<b>1:35.484</b>	47.813	<b>2:23.297 (1)</b>	<b>74.58</b>		<b>14:07:16.460</b>
6 -	1:36.393	47.812	2:24.205	74.11	0.908	14:09:40.665
7 -	1:35.562	<b>47.772</b>	2:23.334 (2)	74.56	0.037	14:12:03.999

P24 10		Mike BRUNSDON		Kawasaki NINJA 400 - CF Fairford		
IDEAL LAP TIME : 2:23.679		BEST LAP TIME : 2:24.120		DIFFERENCE : 0.441		
LAP	SECTOR 1	SECTOR 2	LAP TIME	MPH	DIFF	TIME OF DAY
1 -		48.952	2:36.476	68.30	12.356	13:57:41.808
2 -	1:37.265	<b>47.597</b>	2:24.862 (3)	73.78	0.742	14:00:06.670
3 -	<b>1:36.082</b>	48.038	<b>2:24.120 (1)</b>	<b>74.16</b>		<b>14:02:30.790</b>
4 -	1:36.464	47.759	2:24.223 (2)	74.10	0.103	14:04:55.013
5 -	1:37.034	47.929	2:24.963	73.72	0.843	14:07:19.976
6 -	1:37.046	48.085	2:25.131	73.64	1.011	14:09:45.107
7 -	1:37.462	47.959	2:25.421	73.49	1.301	14:12:10.528

P25 32		Conor MURRAY		Kawasaki NINJA 300 -		
IDEAL LAP TIME : 2:24.737		BEST LAP TIME : 2:24.926		DIFFERENCE : 0.189		
LAP	SECTOR 1	SECTOR 2	LAP TIME	MPH	DIFF	TIME OF DAY
1 -		49.167	2:36.430	68.32	11.504	13:57:41.762
2 -	1:37.542	<b>47.889</b>	2:25.431	73.49	0.505	14:00:07.193
3 -	1:36.926	48.000	<b>2:24.926 (1)</b>	<b>73.74</b>		<b>14:02:32.119</b>
4 -	1:37.309	47.924	2:25.233 (3)	73.59	0.307	14:04:57.352
5 -	1:37.702	48.290	2:25.992	73.21	1.066	14:07:23.344
6 -	<b>1:36.848</b>	48.236	2:25.084 (2)	73.66	0.158	14:09:48.428
7 -	1:37.332	48.610	2:25.942	73.23	1.016	14:12:14.370

# BMCRC - MRO Championships 2022 - Rnd 3 @ Snetterton 300

## EDlasia Formula 400 & Blue Haze GP

### RACE 11 - SECTOR ANALYSIS



SECTOR 1 = FL to I1, SECTOR 2 = I1 to FL, DIFF = Difference To Personal Best Lap, P = Crossed Finish Line in Pit Lane, D = Time Disallowed

P26 400		Stuart THURTLE		Kawasaki NINJA 400 - TeamTortoise Racing		
IDEAL LAP TIME : 2:29.521		BEST LAP TIME : 2:29.668		DIFFERENCE : 0.147		
LAP	SECTOR 1	SECTOR 2	LAP TIME	MPH	DIFF	TIME OF DAY
1 -		50.409	2:40.618	66.54	10.950	13:57:45.950
2 -	1:40.180	50.298	2:30.478 (2)	71.02	0.810	14:00:16.428
3 -	<b>1:39.891</b>	50.677	2:30.568 (3)	70.98	0.900	14:02:46.996
4 -	1:43.154	50.828	2:33.982	69.41	4.314	14:05:20.978
5 -	1:40.565	50.850	2:31.415	70.58	1.747	14:07:52.393
6 -	1:40.038	<b>49.630</b>	<b>2:29.668 (1)</b>	<b>71.41</b>		<b>14:10:22.061</b>

P27 7 GP		Bruce DUNN		Yamaha TZ250 - Bilstein UK		
IDEAL LAP TIME : 2:06.454		BEST LAP TIME : 2:06.603		DIFFERENCE : 0.149		
LAP	SECTOR 1	SECTOR 2	LAP TIME	MPH	DIFF	TIME OF DAY
1 -		42.549	2:12.757	80.50	6.154	13:57:18.089
2 -	1:24.867	<b>41.736</b>	<b>2:06.603 (1)</b>	<b>84.42</b>		<b>13:59:24.692</b>

P28 351 S		Sam DIGBY-BAKER		Kawasaki ZXR400 -		
IDEAL LAP TIME : 2:16.002		BEST LAP TIME : 2:16.713		DIFFERENCE : 0.711		
LAP	SECTOR 1	SECTOR 2	LAP TIME	MPH	DIFF	TIME OF DAY
1 -		<b>45.291</b>	2:22.932	74.77	6.219	13:57:28.264
2 -	<b>1:30.711</b>	46.002	<b>2:16.713 (1)</b>	<b>78.17</b>		<b>13:59:44.977</b>

P29 15 S		Julian DAWE		Honda RVF400 - EM Acoustics		
IDEAL LAP TIME : 2:27.518		BEST LAP TIME : 2:28.119		DIFFERENCE : 0.601		
LAP	SECTOR 1	SECTOR 2	LAP TIME	MPH	DIFF	TIME OF DAY
1 -		<b>49.167</b>	2:38.499	67.43	10.380	13:57:43.831
2 -	<b>1:38.351</b>	49.768	<b>2:28.119 (1)</b>	<b>72.15</b>		<b>14:00:11.950</b>

# BMCRC - MRO Championships 2022 - Rnd 3 @ Snetterton 300

## EDlasia Formula 400 & Blue Haze GP

### RACE 11 - BEST SECTORS

SECTOR 1			SECTOR 2			IDEAL / BEST COMPARISON						
POS	NO	NAME	TIME	NO	NAME	TIME	POS	NO	NAME	IDEAL	BEST	DIFF
									<b>PERFECT LAP</b>	<b>2:04.705</b>		
1	117	HALL	<b>1:23.184</b>	117	HALL	<b>41.521</b>	1	117	HALL	2:04.705	2:04.716	<b>0.011</b>
2	8	ATKINSON	<b>1:24.704</b>	7	DUNN	<b>41.736</b>	2	7	DUNN	2:06.454	2:06.603	<b>0.149</b>
3	7	DUNN	<b>1:24.718</b>	48	WELSH	<b>42.075</b>	3	8	ATKINSON	2:06.817	2:06.817	<b>0.000</b>
4	48	WELSH	<b>1:25.553</b>	8	ATKINSON	<b>42.113</b>	4	48	WELSH	2:07.628	2:07.628	<b>0.000</b>
5	1	SEATH	<b>1:25.590</b>	1	SEATH	<b>42.272</b>	5	1	SEATH	2:07.862	2:07.975	<b>0.113</b>
6	64	ELLIS	<b>1:27.225</b>	64	ELLIS	<b>43.501</b>	6	64	ELLIS	2:10.726	2:11.342	<b>0.616</b>
7	25	SMITH	<b>1:27.836</b>	0	TOLAND	<b>43.966</b>	7	25	SMITH	2:12.143	2:13.458	<b>1.315</b>
8	33	JOHNSTONE	<b>1:28.074</b>	186	RICHARDS	<b>44.160</b>	8	0	TOLAND	2:12.203	2:12.453	<b>0.250</b>
9	0	TOLAND	<b>1:28.237</b>	25	SMITH	<b>44.307</b>	9	186	RICHARDS	2:12.496	2:13.579	<b>1.083</b>
10	119	STANFORD	<b>1:28.256</b>	65	MOXON	<b>44.343</b>	10	33	JOHNSTONE	2:12.508	2:12.508	<b>0.000</b>
11	186	RICHARDS	<b>1:28.336</b>	17	HIRST	<b>44.365</b>	11	119	STANFORD	2:12.836	2:13.110	<b>0.274</b>
12	65	MOXON	<b>1:28.772</b>	33	JOHNSTONE	<b>44.434</b>	12	65	MOXON	2:13.115	2:13.115	<b>0.000</b>
13	17	HIRST	<b>1:29.548</b>	188	STANLEY	<b>44.538</b>	13	17	HIRST	2:13.913	2:14.134	<b>0.221</b>
14	188	STANLEY	<b>1:29.555</b>	119	STANFORD	<b>44.580</b>	14	188	STANLEY	2:14.093	2:14.093	<b>0.000</b>
15	351	DIGBY-BAKER	<b>1:30.711</b>	351	DIGBY-BAKER	<b>45.291</b>	15	351	DIGBY-BAKER	2:16.002	2:16.713	<b>0.711</b>
16	60	GOUGH	<b>1:30.853</b>	110	HAIGH	<b>45.558</b>	16	60	GOUGH	2:16.655	2:17.266	<b>0.611</b>
17	56	MARSH	<b>1:30.867</b>	75	FRASER	<b>45.800</b>	17	56	MARSH	2:16.732	2:16.732	<b>0.000</b>
18	19	O'MARA	<b>1:32.110</b>	60	GOUGH	<b>45.802</b>	18	19	O'MARA	2:17.919	2:18.247	<b>0.328</b>
19	75	FRASER	<b>1:32.236</b>	19	O'MARA	<b>45.809</b>	19	75	FRASER	2:18.036	2:18.322	<b>0.286</b>
20	110	HAIGH	<b>1:33.153</b>	56	MARSH	<b>45.865</b>	20	110	HAIGH	2:18.711	2:18.825	<b>0.114</b>
21	247	HEALEY	<b>1:33.694</b>	247	HEALEY	<b>46.315</b>	21	247	HEALEY	2:20.009	2:20.560	<b>0.551</b>
22	24	GODZISZ	<b>1:34.042</b>	24	GODZISZ	<b>46.914</b>	22	24	GODZISZ	2:20.956	2:21.165	<b>0.209</b>
23	151	SMITH	<b>1:34.814</b>	151	SMITH	<b>46.931</b>	23	151	SMITH	2:21.745	2:22.020	<b>0.275</b>
24	88	PRINOS	<b>1:35.282</b>	88	PRINOS	<b>47.464</b>	24	88	PRINOS	2:22.746	2:23.537	<b>0.791</b>
25	97	TAIG	<b>1:35.484</b>	10	BRUNSDON	<b>47.597</b>	25	97	TAIG	2:23.256	2:23.297	<b>0.041</b>
26	10	BRUNSDON	<b>1:36.082</b>	97	TAIG	<b>47.772</b>	26	10	BRUNSDON	2:23.679	2:24.120	<b>0.441</b>
27	32	MURRAY	<b>1:36.848</b>	32	MURRAY	<b>47.889</b>	27	32	MURRAY	2:24.737	2:24.926	<b>0.189</b>
28	15	DAWE	<b>1:38.351</b>	15	DAWE	<b>49.167</b>	28	15	DAWE	2:27.518	2:28.119	<b>0.601</b>
29	400	THURTL	<b>1:39.891</b>	400	THURTL	<b>49.630</b>	29	400	THURTL	2:29.521	2:29.668	<b>0.147</b>

# BMCRC - MRO Championships 2022 - Rnd 3 @ Snetterton 300

## EDlasia Formula 400 & Blue Haze GP

### RACE 11 - STATISTICS

**Competitors Started** 29  
**Planned Start** 2022-05-08 @ 14:00:00.000  
**Actual Start** 2022-05-08 @ 13:55:05.331  
**Finish Time** 2022-05-08 @ 14:09:52.677  
**Track Length** 2.9689mi.  
**Total Laps** 187  
**Total Distance Covered** 555.1864mi.

#### Session Fastest Lap History

NO	CL	NAME	LAP TIME	TIME OF DAY	LAP	VEHICLE
117	GP	Stuart HALL	<b>2:04.716</b>	13:59:22.891	2	Yamaha TZ250

#### Session Leader History

NO	CL	NAME	FROM LAP	LAPS LED	DISTANCE	VEHICLE
7	GP	Bruce DUNN	1	1	2.96 miles	Yamaha TZ250
117	GP	Stuart HALL	2	6	17.81 miles	Yamaha TZ250

#### Flag History

TYPE	TIME OF DAY
GREEN	13:55:05.331
FINISH	14:09:52.677

#### Flag Statistics

TYPE	COUNT	TOTAL LAPS	TOTAL TIME
Green	1	7	17:26.322
Red	0	0	0.000
Safety Car	0	0	0.000
FCY	0	0	0.000

# BMCRC - MRO Championships 2022 - Rnd 3 @ Snetterton 300

## EDlasia Formula 400 & Blue Haze GP

### RACE 11 - STATISTICS

**CLASS :**

11 Starters

#### Fastest Lap History

NO	NAME	LAP TIME	TIME OF DAY	LAP	VEHICLE
48	Richie WELSH	<b>2:08.836</b>	13:59:29.757	2	Yamaha FZR 400 RRSP
48	Richie WELSH	<b>2:08.742</b>	14:01:38.499	3	Yamaha FZR 400 RRSP
48	Richie WELSH	<b>2:08.174</b>	14:08:05.936	6	Yamaha FZR 400 RRSP
48	Richie WELSH	<b>2:07.628</b>	14:10:13.564	7	Yamaha FZR 400 RRSP

#### Leader History

NO	NAME	FROM LAP	LAPS LED	DISTANCE	VEHICLE
48	Richie WELSH	1	7	20.78 miles	Yamaha FZR 400 RRSP

# BMCRC - MRO Championships 2022 - Rnd 3 @ Snetterton 300

## EDlasia Formula 400 & Blue Haze GP

### RACE 11 - STATISTICS

CLASS : R

1 Starters

#### Fastest Lap History

NO	NAME	LAP TIME	TIME OF DAY	LAP	VEHICLE
56	Phil MARSH	<b>2:21.703</b>	13:59:58.614	2	Kawasaki ZXR400
56	Phil MARSH	<b>2:19.797</b>	14:02:18.411	3	Kawasaki ZXR400
56	Phil MARSH	<b>2:18.532</b>	14:04:36.943	4	Kawasaki ZXR400
56	Phil MARSH	<b>2:18.466</b>	14:06:55.410	5	Kawasaki ZXR400
56	Phil MARSH	<b>2:17.844</b>	14:09:13.253	6	Kawasaki ZXR400
56	Phil MARSH	<b>2:16.732</b>	14:11:29.986	7	Kawasaki ZXR400

#### Leader History

NO	NAME	FROM LAP	LAPS LED	DISTANCE	VEHICLE
56	Phil MARSH	1	7	20.78 miles	Kawasaki ZXR400

# BMCRC - MRO Championships 2022 - Rnd 3 @ Snetterton 300

## EDlasia Formula 400 & Blue Haze GP

### RACE 11 - STATISTICS

**CLASS : S**

8 Starters

#### Fastest Lap History

NO	NAME	LAP TIME	TIME OF DAY	LAP	VEHICLE
33	Carl JOHNSTONE	<b>2:14.217</b>	13:59:40.972	2	Yamaha FZR400RR
33	Carl JOHNSTONE	<b>2:14.017</b>	14:01:54.988	3	Yamaha FZR400RR
33	Carl JOHNSTONE	<b>2:13.125</b>	14:04:08.113	4	Yamaha FZR400RR
33	Carl JOHNSTONE	<b>2:12.508</b>	14:06:20.621	5	Yamaha FZR400RR

#### Leader History

NO	NAME	FROM LAP	LAPS LED	DISTANCE	VEHICLE
33	Carl JOHNSTONE	1	7	20.78 miles	Yamaha FZR400RR

# BMCRC - MRO Championships 2022 - Rnd 3 @ Snetterton 300

## EDlasia Formula 400 & Blue Haze GP

### RACE 11 - STATISTICS

CLASS : S/R

1 Starters

#### Fastest Lap History

NO	NAME	LAP TIME	TIME OF DAY	LAP	VEHICLE
25	Haydon SMITH	2:13.838	13:59:38.044	2	Kawasaki ZXR400
25	Haydon SMITH	2:13.759	14:06:20.434	5	Kawasaki ZXR400
25	Haydon SMITH	2:13.458	14:10:53.057	7	Kawasaki ZXR400

#### Leader History

NO	NAME	FROM LAP	LAPS LED	DISTANCE	VEHICLE
25	Haydon SMITH	1	7	20.78 miles	Kawasaki ZXR400



# BMCRC - MRO Championships 2022 - Rnd 3 @ Snetterton 300

## EDlasia Formula 400 & Blue Haze GP

### RACE 11 - STATISTICS

**CLASS : GP**

8 Starters

#### Fastest Lap History

NO	NAME	LAP TIME	TIME OF DAY	LAP	VEHICLE
117	Stuart HALL	<b>2:04.716</b>	13:59:22.891	2	Yamaha TZ250

#### Leader History

NO	NAME	FROM LAP	LAPS LED	DISTANCE	VEHICLE
7	Bruce DUNN	1	1	2.96 miles	Yamaha TZ250
117	Stuart HALL	2	6	17.81 miles	Yamaha TZ250



# DART MOTORSPORT

## MRO 600/GP2

### inc CLUBMAN 600



BMCRC-MRO Championships - Round 3

Snetterton 300

7<sup>th</sup> / 8<sup>th</sup> May 2022



Timing & Results Provided by Timing Solutions Ltd

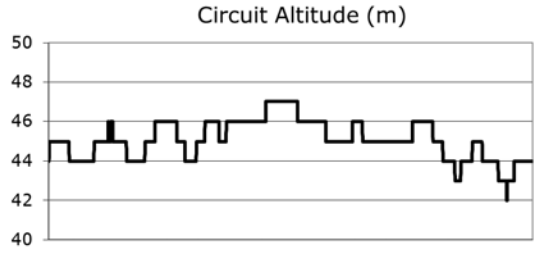
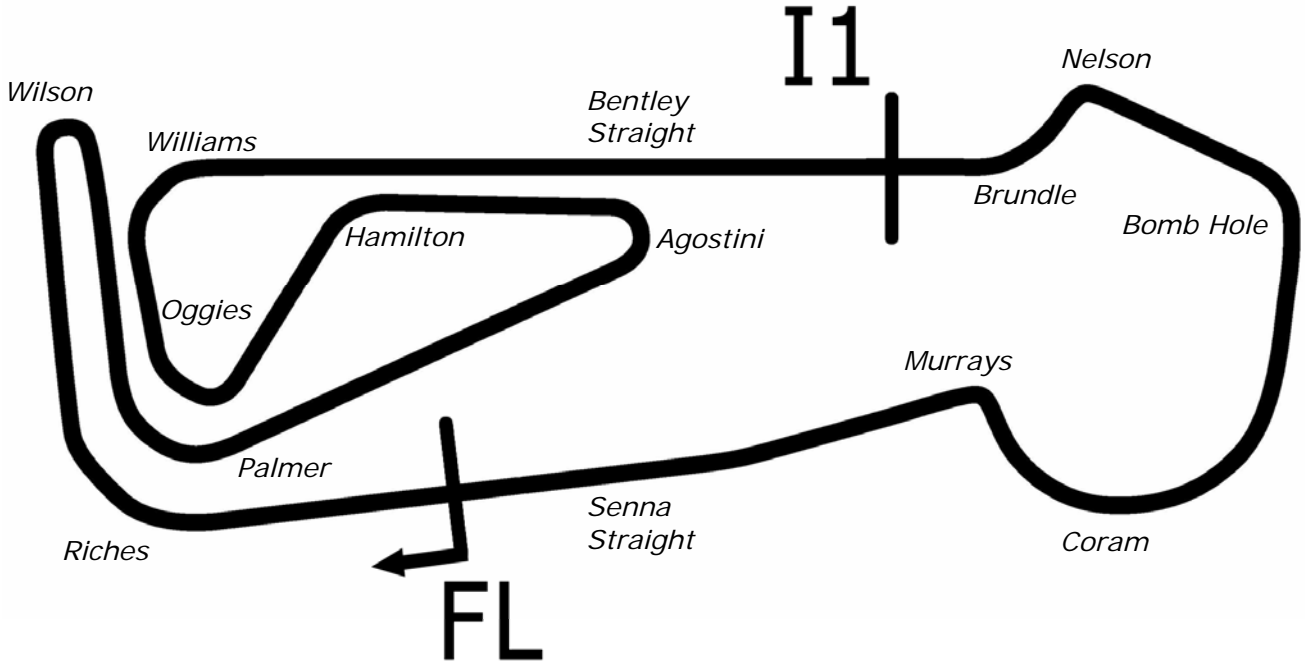
[www.tsl-timing.com](http://www.tsl-timing.com)

# Snetterton 300



SPORTS TIMING

TIMING SOLUTIONS LTD



Length	2.9689 miles	4778.0 m	
FL		52.46340 N	0.94476 E
I1	3198m	52.46617 N	0.94964 E
Pit Entry	4572m	52.46364 N	0.94774 E
Pit Exit	40m after FL	52.46338 N	0.94420 E
Pit Entry-Pit Exit 246m, 17.7s @50kph, 14.7s @60kph			

# BMCRC - MRO Championships 2022 - Rnd 3 @ Snetterton 300



## DART Motorsport MRO 600/GP2 inc Clubman 600

### QUALIFYING - CLASSIFICATION

POS	NO	CL	PIC NAME	ENTRY	TIME	ON	LAPS	GAP	DIFF	MPH
1	46	C	1 Ash BARNES	Yamaha R6 - BARNEY RACING	2:22.747	4	4			74.87
2	13		1 Doug EDMONDSON	Triumph DAYTONA - Ginger Bloke	2:23.055	5	5	0.308	0.308	74.71
3	30	C	2 Owen MELLOR	Kawasaki ZX-6 - BDS Motorcycles	2:25.885	4	5	3.138	2.830	73.26
4	188		2 Dawid KRAWIECKI	Yamaha R6 - Code Blue LTD & D A East Electrical	2:26.788	3	5	4.041	0.903	72.81
5	961		3 Jack SIM	Kawasaki ZX6 R - Vanguard Motorsport, Platform Lift E	2:27.438	5	5	4.691	0.650	72.49
6	37		4 Alex LATHAM	Triumph DAYTONA - BR-8 / McCrash Racing	2:28.109	4	4	5.362	0.671	72.16
7	2		5 Andrew GILL	Kawasaki ZX6R -	2:28.582	4	5	5.835	0.473	71.93
8	661	GP2	1 Cameron HARRIS	Triumph 675R - Harris / Tony Scott Motorsport	2:28.811	3	3	6.064	0.229	71.82
9	169		6 Gareth CUNNINGHAM	Yamaha R6 - Burnham cars ltd	2:33.388	5	5	10.641	4.577	69.68
10	132	C	3 Mitchell GILBERT	Suzuki GSXR 600 - The Asap group	2:34.254	2	2	11.507	0.866	69.28
11	228	C	4 Paul McFADDEN	Kawasaki ZX636 - T.McFadden Plant Ltd	2:34.797	4	4	12.050	0.543	69.04
12	27		7 James McLAREN	Yamaha R6 - MKM building supplies	2:35.539	3	3	12.792	0.742	68.71
13	5		8 John REYNOLDS	Yamaha R6 - Fins Motorcycles	2:36.465	5	5	13.718	0.926	68.30
14	22	C	5 Toby TRUNDLE	Yamaha YZF-R6 - Harris Motorcycles - Harlow	2:36.468	5	5	13.721	0.003	68.30
15	73	C	6 Jamie THOMAS	Yamaha R6 - Team RubyRacing	2:36.588	5	5	13.841	0.120	68.25
16	82		9 James BULL	Kawasaki ZX6R 636 - Team Bull Racing	2:36.819	2	2	14.072	0.231	68.15
17	511	C	7 Ross CLARKE	Kawasaki ZX600RR - Ross Clarke Farriery	2:37.549	4	4	14.802	0.730	67.83
18	168*	C	8 Aaron DALRYMPLE	Yamaha R6 - Team Xclusiv	2:40.215	4	5	17.468	2.666	66.71
19	779	C	9 Terry BRIAN	Yamaha R6 - Two Techs Renault Specialist	2:44.816	4	4	22.069	4.601	64.84
20	231		10 Austin WREN	Triumph DAYTONA 675R - DWAI Racing	2:44.982	4	4	22.235	0.166	64.78
21	19	C	10 Michael REGAN	Yamaha YZF-R6 - North weald motorcycles	2:46.086	3	3	23.339	1.104	64.35
22	8	C	11 Dave SAUNDERS	Honda CBR600 - Mum/Dad/JW MOT/Parks Utility	2:47.296	2	4	24.549	1.210	63.88
23	85		11 James ROBINSON	Yamaha R6 - Claire Palastanga Ceramics	2:51.105	1	1	28.358	3.809	62.46
24	79	C	12 Thomas GARNER	Yamaha R6 -	3:04.331	1	1	41.584	13.226	57.98
25	63	C	13 Robert BUSH	Suzuki GSXR 600 - Legacy Racing	3:06.159	2	3	43.412	1.828	57.41
26	15		12 Harrison CROSBY	Yamaha YZF - Mum & Dad			0			

\* Bike 168 - Please charge transponder - low battery

Weather / Track : Cloudy / Wet

These results are provisional until the conclusion of any judicial and technical matters.

Snetterton 300: 2.9689 miles

Date: 07/05/2022 Start: 09:20 Finish: 09:32

Clerk Of Course :	Stewards :	Timekeeper : Craig Smith
-------------------	------------	--------------------------

Results can be found at [www.tsl-timing.com](http://www.tsl-timing.com)

Printed - 09:34 Saturday, 07 May 2022



# BMCRC - MRO Championships 2022 - Rnd 3 @ Snetterton 300

DART Motorsport MRO 600/GP2 inc Clubman 600

## QUALIFYING - SECTOR ANALYSIS



SECTOR 1 = FL to I1, SECTOR 2 = I1 to FL, DIFF = Difference To Personal Best Lap, P = Crossed Finish Line in Pit Lane, D = Time Disallowed

P1 46 C		Ash BARNES		Yamaha R6 - BARNEY RACING			
IDEAL LAP TIME : 2:22.747		BEST LAP TIME : 2:22.747		DIFFERENCE : 0.000			
LAP	SECTOR 1	SECTOR 2	LAP TIME	MPH	DIFF	TIME OF DAY	
1 -	1:52.254	53.866	2:46.120	64.33	23.373	09:23:18.708	
2 -	1:40.651	48.964	2:29.615 (3)	71.43	6.868	09:25:48.323	
3 -	1:37.519	49.285	2:26.804 (2)	72.80	4.057	09:28:15.127	
4 -	<b>1:34.872</b>	<b>47.875</b>	<b>2:22.747 (1)</b>	<b>74.87</b>		<b>09:30:37.874</b>	

P2 13		Doug EDMONDSON		Triumph DAYTONA - Ginger Bloke			
IDEAL LAP TIME : 2:23.055		BEST LAP TIME : 2:23.055		DIFFERENCE : 0.000			
LAP	SECTOR 1	SECTOR 2	LAP TIME	MPH	DIFF	TIME OF DAY	
1 -	1:44.628	51.799	2:36.427	68.32	13.372	09:22:57.948	
2 -	1:38.077	48.949	2:27.026	72.69	3.971	09:25:24.974	
3 -	1:36.327	49.285	2:25.612 (3)	73.40	2.557	09:27:50.586	
4 -	1:36.230	48.892	2:25.122 (2)	73.64	2.067	09:30:15.708	
5 -	<b>1:34.921</b>	<b>48.134</b>	<b>2:23.055 (1)</b>	<b>74.71</b>		<b>09:32:38.763</b>	

P3 30 C		Owen MELLOR		Kawaski ZX-6 - BDS Motorcycles			
IDEAL LAP TIME : 2:25.885		BEST LAP TIME : 2:25.885		DIFFERENCE : 0.000			
LAP	SECTOR 1	SECTOR 2	LAP TIME	MPH	DIFF	TIME OF DAY	
1 -	1:49.263	53.308	2:42.571	65.74	16.686	09:23:15.231	
2 -	1:41.144	50.710	2:31.854	70.38	5.969	09:25:47.085	
3 -	1:38.390	50.321	2:28.711 (3)	71.87	2.826	09:28:15.796	
4 -	<b>1:36.121</b>	<b>49.764</b>	<b>2:25.885 (1)</b>	<b>73.26</b>		<b>09:30:41.681</b>	
5 -	1:38.272	49.963	2:28.235 (2)	72.10	2.350	09:33:09.916	

P4 188		Dawid KRAWIECKI		Yamaha R6 - Code Blue LTD & D A East Electrical			
IDEAL LAP TIME : 2:26.461		BEST LAP TIME : 2:26.788		DIFFERENCE : 0.327			
LAP	SECTOR 1	SECTOR 2	LAP TIME	MPH	DIFF	TIME OF DAY	
1 -	1:51.395	51.802	2:43.197	65.49	16.409	09:23:19.636	
2 -	1:40.398	51.065	2:31.463	70.56	4.675	09:25:51.099	
3 -	1:37.663	<b>49.125</b>	<b>2:26.788 (1)</b>	<b>72.81</b>		<b>09:28:17.887</b>	
4 -	<b>1:37.336</b>	50.811	2:28.147 (2)	72.14	1.359	09:30:46.034	
5 -	1:37.562	51.105	2:28.667 (3)	71.89	1.879	09:33:14.701	

P5 961		Jack SIM		Kawasaki ZX6 R - Vanguard Motorsport, Platform Lift Engineers			
IDEAL LAP TIME : 2:27.223		BEST LAP TIME : 2:27.438		DIFFERENCE : 0.215			
LAP	SECTOR 1	SECTOR 2	LAP TIME	MPH	DIFF	TIME OF DAY	
1 -	1:46.420	52.095	2:38.515	67.42	11.077	09:23:01.141	
2 -	1:40.408	50.303	2:30.711	70.91	3.273	09:25:31.852	
3 -	<b>1:38.158</b>	49.609	2:27.767 (2)	72.33	0.329	09:27:59.619	
4 -	1:38.287	50.172	2:28.459 (3)	71.99	1.021	09:30:28.078	
5 -	1:38.373	<b>49.065</b>	<b>2:27.438 (1)</b>	<b>72.49</b>		<b>09:32:55.516</b>	

P6 37		Alex LATHAM		Triumph DAYTONA - BR-8 / McCrash Racing			
IDEAL LAP TIME : 2:28.109		BEST LAP TIME : 2:28.109		DIFFERENCE : 0.000			
LAP	SECTOR 1	SECTOR 2	LAP TIME	MPH	DIFF	TIME OF DAY	
1 -	1:45.775	52.178	2:37.953	67.66	9.844	09:23:00.806	
2 -	1:40.007	50.379	2:30.386 (3)	71.07	2.277	09:25:31.192	
3 -	1:38.765	50.073	2:28.838 (2)	71.81	0.729	09:28:00.030	
4 -	<b>1:38.247</b>	<b>49.862</b>	<b>2:28.109 (1)</b>	<b>72.16</b>		<b>09:30:28.139</b>	

# BMCRC - MRO Championships 2022 - Rnd 3 @ Snetterton 300

## DART Motorsport MRO 600/GP2 inc Clubman 600

### QUALIFYING - SECTOR ANALYSIS



SECTOR 1 = FL to I1, SECTOR 2 = I1 to FL, DIFF = Difference To Personal Best Lap, P = Crossed Finish Line in Pit Lane, D = Time Disallowed

P7		2		Andrew GILL		Kawasaki ZX6R -	
IDEAL LAP TIME : 2:28.180		BEST LAP TIME : 2:28.582		DIFFERENCE : 0.402			
LAP	SECTOR 1	SECTOR 2	LAP TIME	MPH	DIFF	TIME OF DAY	
1 -	1:55.780	54.400	2:50.180	62.80	21.598	09:23:23.411	
2 -	1:41.598	53.253	2:34.851	69.02	6.269	09:25:58.262	
3 -	1:41.771	51.648	2:33.419 (3)	69.66	4.837	09:28:31.681	
4 -	<b>1:37.745</b>	50.837	<b>2:28.582 (1)</b>	<b>71.93</b>		<b>09:31:00.263</b>	
5 -	1:38.469	<b>50.435</b>	2:28.904 (2)	71.77	0.322	09:33:29.167	

P8		661 GP2		Cameron HARRIS		Triumph 675R - Harris / Tony Scott Motorsport	
IDEAL LAP TIME : 2:25.730		BEST LAP TIME : 2:28.811		DIFFERENCE : 3.081			
LAP	SECTOR 1	SECTOR 2	LAP TIME	MPH	DIFF	TIME OF DAY	
1 -	1:40.673	51.512	2:32.185 (3)	70.23	3.374	09:22:51.463	
2 -	1:41.717	50.022	2:31.739 (2)	70.43	2.928	09:25:23.202	
3 -	1:39.293	<b>49.518</b>	<b>2:28.811 (1)</b>	<b>71.82</b>		<b>09:27:52.013</b>	

P9		169		Gareth CUNNINGHAM		Yamaha R6 - Burnham cars ltd	
IDEAL LAP TIME : 2:33.388		BEST LAP TIME : 2:33.388		DIFFERENCE : 0.000			
LAP	SECTOR 1	SECTOR 2	LAP TIME	MPH	DIFF	TIME OF DAY	
1 -	1:52.956	56.232	2:49.188	63.17	15.800	09:23:18.626	
2 -	1:45.374	54.795	2:40.169 (3)	66.73	6.781	09:25:58.795	
3 -	1:46.377	54.809	2:41.186	66.30	7.798	09:28:39.981	
4 -	1:42.994	53.173	2:36.167 (2)	68.44	2.779	09:31:16.148	
5 -	<b>1:41.046</b>	<b>52.342</b>	<b>2:33.388 (1)</b>	<b>69.68</b>		<b>09:33:49.536</b>	

P10		132 C		Mitchell GILBERT		Suzuki GSXR 600 - The Asap group	
IDEAL LAP TIME : 2:34.254		BEST LAP TIME : 2:34.254		DIFFERENCE : 0.000			
LAP	SECTOR 1	SECTOR 2	LAP TIME	MPH	DIFF	TIME OF DAY	
1 -	1:51.977	53.431	2:45.408 (2)	64.61	11.154	09:23:21.560	
2 -	<b>1:41.022</b>	<b>53.232</b>	<b>2:34.254 (1)</b>	<b>69.28</b>		<b>09:25:55.814</b>	

P11		228 C		Paul McFADDEN		Kawasaki ZX636 - T.McFadden Plant Ltd	
IDEAL LAP TIME : 2:34.797		BEST LAP TIME : 2:34.797		DIFFERENCE : 0.000			
LAP	SECTOR 1	SECTOR 2	LAP TIME	MPH	DIFF	TIME OF DAY	
1 -	1:54.453	54.886	2:49.339	63.11	14.542	09:23:29.418	
2 -	1:49.573	56.685	2:46.258 (3)	64.28	11.461	09:26:15.676	
3 -	1:47.935	55.096	2:43.031 (2)	65.55	8.234	09:28:58.707	
4 -	<b>1:43.122</b>	<b>51.675</b>	<b>2:34.797 (1)</b>	<b>69.04</b>		<b>09:31:33.504</b>	

P12		27		James McLAREN		Yamaha R6 - MKM building supplies	
IDEAL LAP TIME : 2:35.539		BEST LAP TIME : 2:35.539		DIFFERENCE : 0.000			
LAP	SECTOR 1	SECTOR 2	LAP TIME	MPH	DIFF	TIME OF DAY	
1 -	OUTLAP	56.360	2:55.845	60.78	20.306	09:27:00.243	
2 -	1:46.258	52.582	2:38.840 (2)	67.28	3.301	09:29:39.083	
3 -	<b>1:43.531</b>	<b>52.008</b>	<b>2:35.539 (1)</b>	<b>68.71</b>		<b>09:32:14.622</b>	

P13		5		John REYNOLDS		Yamaha R6 - Fins Motorcycles	
IDEAL LAP TIME : 2:36.465		BEST LAP TIME : 2:36.465		DIFFERENCE : 0.000			
LAP	SECTOR 1	SECTOR 2	LAP TIME	MPH	DIFF	TIME OF DAY	
1 -	2:00.237	58.299	2:58.536	59.86	22.071	09:23:26.511	
2 -	1:51.336	59.308	2:50.644	62.63	14.179	09:26:17.155	
3 -	1:50.132	54.527	2:44.659 (3)	64.91	8.194	09:29:01.814	
4 -	1:46.357	55.760	2:42.117 (2)	65.92	5.652	09:31:43.931	
5 -	<b>1:44.069</b>	<b>52.396</b>	<b>2:36.465 (1)</b>	<b>68.30</b>		<b>09:34:20.396</b>	

# BMCRC - MRO Championships 2022 - Rnd 3 @ Snetterton 300

## DART Motorsport MRO 600/GP2 inc Clubman 600

### QUALIFYING - SECTOR ANALYSIS



SECTOR 1 = FL to I1, SECTOR 2 = I1 to FL, DIFF = Difference To Personal Best Lap, P = Crossed Finish Line in Pit Lane, D = Time Disallowed

P14 22 C		Toby TRUNDLE		Yamaha YZF-R6 - Harris Motorcycles - Harlow			
IDEAL LAP TIME : 2:36.468		BEST LAP TIME : 2:36.468		DIFFERENCE : 0.000			
LAP	SECTOR 1	SECTOR 2	LAP TIME	MPH	DIFF	TIME OF DAY	
1 -	1:51.147	54.497	2:45.644	64.52	9.176	09:23:12.831	
2 -	1:46.990	55.140	2:42.130	65.92	5.662	09:25:54.961	
3 -	1:45.309	53.889	2:39.198 (3)	67.13	2.730	09:28:34.159	
4 -	1:43.835	53.876	2:37.711 (2)	67.77	1.243	09:31:11.870	
5 -	<b>1:43.614</b>	<b>52.854</b>	<b>2:36.468 (1)</b>	<b>68.30</b>		<b>09:33:48.338</b>	

P15 73 C		Jamie THOMAS		Yamaha R6 - Team RubyRacing			
IDEAL LAP TIME : 2:36.573		BEST LAP TIME : 2:36.588		DIFFERENCE : 0.015			
LAP	SECTOR 1	SECTOR 2	LAP TIME	MPH	DIFF	TIME OF DAY	
1 -	1:49.155	54.253	2:43.408	65.40	6.820	09:23:17.202	
2 -	1:44.434	53.549	2:37.983	67.65	1.395	09:25:55.185	
3 -	1:44.071	52.895	2:36.966 (2)	68.09	0.378	09:28:32.151	
4 -	<b>1:43.912</b>	53.498	2:37.410 (3)	67.89	0.822	09:31:09.561	
5 -	1:43.927	<b>52.661</b>	<b>2:36.588 (1)</b>	<b>68.25</b>		<b>09:33:46.149</b>	

P16 82		James BULL		Kawasaki ZX6R 636 - Team Bull Racing			
IDEAL LAP TIME : 2:31.314		BEST LAP TIME : 2:36.819		DIFFERENCE : 5.505			
LAP	SECTOR 1	SECTOR 2	LAP TIME	MPH	DIFF	TIME OF DAY	
1 -	1:51.805	54.944	2:46.749 (2)	64.09	9.930	09:23:14.018	
2 -	1:45.570	<b>51.249</b>	<b>2:36.819 (1)</b>	<b>68.15</b>		<b>09:25:50.837</b>	

P17 511 C		Ross CLARKE		Kawasaki ZX600RR - Ross Clarke Farriery			
IDEAL LAP TIME : 2:37.549		BEST LAP TIME : 2:37.549		DIFFERENCE : 0.000			
LAP	SECTOR 1	SECTOR 2	LAP TIME	MPH	DIFF	TIME OF DAY	
1 -	2:00.455	58.173	2:58.628	59.83	21.079	09:23:33.622	
2 -	1:48.669	57.028	2:45.697 (3)	64.50	8.148	09:26:19.319	
3 -	1:46.517	54.074	2:40.591 (2)	66.55	3.042	09:28:59.910	
4 -	<b>1:44.035</b>	<b>53.514</b>	<b>2:37.549 (1)</b>	<b>67.83</b>		<b>09:31:37.459</b>	

P18 168 C		Aaron DALRYMPLE		Yamaha R6 - Team Xclusiv			
IDEAL LAP TIME : 2:38.963		BEST LAP TIME : 2:40.215		DIFFERENCE : 1.252			
LAP	SECTOR 1	SECTOR 2	LAP TIME	MPH	DIFF	TIME OF DAY	
1 -	1:58.342	55.430	2:53.772	61.50	13.557	09:23:30.389	
2 -	1:47.351	<b>53.601</b>	2:40.952 (3)	66.40	0.737	09:26:11.341	
3 -	1:46.348	54.459	2:40.807 (2)	66.46	0.592	09:28:52.148	
4 -	<b>1:45.362</b>	54.853	<b>2:40.215 (1)</b>	<b>66.71</b>		<b>09:31:32.363</b>	
5 -	1:50.116	56.721	2:46.837	64.06	6.622	09:34:19.200	

P19 779 C		Terry BRIAN		Yamaha R6 - Two Techs Renault Specialist			
IDEAL LAP TIME : 2:44.816		BEST LAP TIME : 2:44.816		DIFFERENCE : 0.000			
LAP	SECTOR 1	SECTOR 2	LAP TIME	MPH	DIFF	TIME OF DAY	
1 -	2:05.284	1:00.039	3:05.323	57.67	20.507	09:23:42.940	
2 -	1:52.603	58.697	2:51.300 (3)	62.39	6.484	09:26:34.240	
3 -	1:51.853	56.383	2:48.236 (2)	63.53	3.420	09:29:22.476	
4 -	<b>1:49.254</b>	<b>55.562</b>	<b>2:44.816 (1)</b>	<b>64.84</b>		<b>09:32:07.292</b>	

P20 231		Austin WREN		Triumph DAYTONA 675R - DWAI Racing			
IDEAL LAP TIME : 2:44.734		BEST LAP TIME : 2:44.982		DIFFERENCE : 0.248			
LAP	SECTOR 1	SECTOR 2	LAP TIME	MPH	DIFF	TIME OF DAY	
1 -	2:03.548	56.421	2:59.969	59.38	14.987	09:23:27.472	
2 -	1:54.333	57.667	2:52.000 (3)	62.14	7.018	09:26:19.472	
3 -	1:50.107	<b>56.044</b>	2:46.151 (2)	64.32	1.169	09:29:05.623	
4 -	<b>1:48.690</b>	56.292	<b>2:44.982 (1)</b>	<b>64.78</b>		<b>09:31:50.605</b>	

# BMCRC - MRO Championships 2022 - Rnd 3 @ Snetterton 300

DART Motorsport MRO 600/GP2 inc Clubman 600

## QUALIFYING - SECTOR ANALYSIS



SECTOR 1 = FL to I1, SECTOR 2 = I1 to FL, DIFF = Difference To Personal Best Lap, P = Crossed Finish Line in Pit Lane, D = Time Disallowed

P21		19 C		Michael REGAN		Yamaha YZF-R6 - North weald motorcycles	
IDEAL LAP TIME : 2:46.086		BEST LAP TIME : 2:46.086		DIFFERENCE : 0.000			
LAP	SECTOR 1	SECTOR 2	LAP TIME	MPH	DIFF	TIME OF DAY	
1 -	2:03.728	59.568	3:03.296 (3)	58.31	17.210	09:23:43.816	
2 -	1:52.786	58.625	2:51.411 (2)	62.35	5.325	09:26:35.227	
3 -	<b>1:50.534</b>	<b>55.552</b>	<b>2:46.086 (1)</b>	<b>64.35</b>		<b>09:29:21.313</b>	

P22		8 C		Dave SAUNDERS		Honda CBR600 - Mum/Dad/JW MOT/Parks Utility	
IDEAL LAP TIME : 2:46.905		BEST LAP TIME : 2:47.296		DIFFERENCE : 0.391			
LAP	SECTOR 1	SECTOR 2	LAP TIME	MPH	DIFF	TIME OF DAY	
1 -	2:05.975	59.134	3:05.109	57.73	17.813	09:23:44.501	
2 -	<b>1:49.522</b>	57.774	<b>2:47.296 (1)</b>	<b>63.88</b>		<b>09:26:31.797</b>	
3 -	1:51.828	58.245	2:50.073 (3)	62.84	2.777	09:29:21.870	
4 -	1:50.302	<b>57.383</b>	2:47.685 (2)	63.73	0.389	09:32:09.555	

P23		85		James ROBINSON		Yamaha R6 - Claire Palastanga Ceramics	
IDEAL LAP TIME : 2:35.751		BEST LAP TIME : 2:51.105		DIFFERENCE : 15.354			
LAP	SECTOR 1	SECTOR 2	LAP TIME	MPH	DIFF	TIME OF DAY	
1 -	1:57.459	<b>53.646</b>	<b>2:51.105 (1)</b>	<b>62.46</b>		<b>09:23:22.399</b>	

P24		79 C		Thomas GARNER		Yamaha R6 -	
IDEAL LAP TIME : 3:04.331		BEST LAP TIME : 3:04.331		DIFFERENCE : 0.000			
LAP	SECTOR 1	SECTOR 2	LAP TIME	MPH	DIFF	TIME OF DAY	
1 -	<b>2:04.470</b>	<b>59.861</b>	<b>3:04.331 (1)</b>	<b>57.98</b>		<b>09:23:38.230</b>	

P25		63 C		Robert BUSH		Suzuki GSXR 600 - Legacy Racing	
IDEAL LAP TIME : 3:05.359		BEST LAP TIME : 3:06.159		DIFFERENCE : 0.800			
LAP	SECTOR 1	SECTOR 2	LAP TIME	MPH	DIFF	TIME OF DAY	
1 -	2:16.216	1:03.837	3:20.053 (3)	53.42	13.894	09:24:02.633	
2 -	<b>2:02.553</b>	1:03.606	<b>3:06.159 (1)</b>	<b>57.41</b>		<b>09:27:08.792</b>	
3 -	2:05.310	<b>1:02.806</b>	3:08.116 (2)	56.81	1.957	09:30:16.908	



# BMCRC - MRO Championships 2022 - Rnd 3 @ Snetterton 300

## DART Motorsport MRO 600/GP2 inc Clubman 600

### QUALIFYING - BEST SECTORS

SECTOR 1			SECTOR 2			IDEAL / BEST COMPARISON						
POS	NO	NAME	TIME	NO	NAME	TIME	POS	NO	NAME	IDEAL	BEST	DIFF
									<b>PERFECT LAP</b>	<b>2:22.747</b>		
1	46	BARNES	1:34.872	46	BARNES	47.875	1	46	BARNES	2:22.747	2:22.747	0.000
2	13	EDMONDSON	1:34.921	13	EDMONDSON	48.134	2	13	EDMONDSON	2:23.055	2:23.055	0.000
3	30	MELLOR	1:36.121	961	SIM	49.065	3	661	HARRIS	2:25.730	2:28.811	3.081
4	661	HARRIS	1:36.212	188	KRAWIECKI	49.125	4	30	MELLOR	2:25.885	2:25.885	0.000
5	188	KRAWIECKI	1:37.336	661	HARRIS	49.518	5	188	KRAWIECKI	2:26.461	2:26.788	0.327
6	2	GILL	1:37.745	30	MELLOR	49.764	6	961	SIM	2:27.223	2:27.438	0.215
7	961	SIM	1:38.158	37	LATHAM	49.862	7	37	LATHAM	2:28.109	2:28.109	0.000
8	37	LATHAM	1:38.247	2	GILL	50.435	8	2	GILL	2:28.180	2:28.582	0.402
9	82	BULL	1:40.065	82	BULL	51.249	9	82	BULL	2:31.314	2:36.819	5.505
10	132	GILBERT	1:41.022	228	McFADDEN	51.675	10	169	CUNNINGHAM	2:33.388	2:33.388	0.000
11	169	CUNNINGHAM	1:41.046	27	McLAREN	52.008	11	132	GILBERT	2:34.254	2:34.254	0.000
12	85	ROBINSON	1:42.105	169	CUNNINGHAM	52.342	12	228	McFADDEN	2:34.797	2:34.797	0.000
13	228	McFADDEN	1:43.122	5	REYNOLDS	52.396	13	27	McLAREN	2:35.539	2:35.539	0.000
14	27	McLAREN	1:43.531	73	THOMAS	52.661	14	85	ROBINSON	2:35.751	2:51.105	15.354
15	22	TRUNDLE	1:43.614	22	TRUNDLE	52.854	15	5	REYNOLDS	2:36.465	2:36.465	0.000
16	73	THOMAS	1:43.912	132	GILBERT	53.232	16	22	TRUNDLE	2:36.468	2:36.468	0.000
17	511	CLARKE	1:44.035	511	CLARKE	53.514	17	73	THOMAS	2:36.573	2:36.588	0.015
18	5	REYNOLDS	1:44.069	168	DALRYMPLE	53.601	18	511	CLARKE	2:37.549	2:37.549	0.000
19	168	DALRYMPLE	1:45.362	85	ROBINSON	53.646	19	168	DALRYMPLE	2:38.963	2:40.215	1.252
20	231	WREN	1:48.690	19	REGAN	55.552	20	231	WREN	2:44.734	2:44.982	0.248
21	779	BRIAN	1:49.254	779	BRIAN	55.562	21	779	BRIAN	2:44.816	2:44.816	0.000
22	8	SAUNDERS	1:49.522	231	WREN	56.044	22	19	REGAN	2:46.086	2:46.086	0.000
23	19	REGAN	1:50.534	8	SAUNDERS	57.383	23	8	SAUNDERS	2:46.905	2:47.296	0.391
24	63	BUSH	2:02.553	79	GARNER	59.861	24	79	GARNER	3:04.331	3:04.331	0.000
25	79	GARNER	2:04.470	63	BUSH	1:02.806	25	63	BUSH	3:05.359	3:06.159	0.800
26												

# BMCRC - MRO Championships 2022 - Rnd 3 @ Snetterton 300

## DART Motorsport MRO 600/GP2 inc Clubman 600

### QUALIFYING - STATISTICS

**Competitors Started** 26  
**Planned Start** 2022-05-07 @ 09:17:00.000  
**Actual Start** 2022-05-07 @ 09:20:08.044  
**Finish Time** 2022-05-07 @ 09:32:02.099  
**Track Length** 2.9689mi.  
**Total Laps** 96  
**Total Distance Covered** 285.0155mi.

### Session Fastest Lap History

NO	CL	NAME	LAP TIME	TIME OF DAY	LAP	VEHICLE
661	GP2	Cameron HARRIS	2:32.185	09:22:51.466	1	Triumph 675R
661	GP2	Cameron HARRIS	2:31.739	09:25:23.205	2	Triumph 675R
13		Doug EDMONDSON	2:27.026	09:25:24.991	2	Triumph DAYTONA
13		Doug EDMONDSON	2:25.612	09:27:50.603	3	Triumph DAYTONA
13		Doug EDMONDSON	2:25.122	09:30:15.724	4	Triumph DAYTONA
46	C	Ash BARNES	2:22.747	09:30:37.891	4	Yamaha R6

### Flag History

TYPE	TIME OF DAY
GREEN	09:20:08.044
FINISH	09:32:02.099

### Flag Statistics

TYPE	COUNT	TOTAL LAPS	TOTAL TIME
Green	1	5	14:36.341
Red	0	0	0.000
Safety Car	0	0	0.000
FCY	0	0	0.000

# BMCRC - MRO Championships 2022 - Rnd 3 @ Snetterton 300

## DART Motorsport MRO 600/GP2 inc Clubman 600

### QUALIFYING - STATISTICS

CLASS :

12 Starters

#### Fastest Lap History

NO	NAME	LAP TIME	TIME OF DAY	LAP	VEHICLE
13	Doug EDMONDSON	<b>2:36.427</b>	09:22:57.964	1	Triumph DAYTONA
13	Doug EDMONDSON	<b>2:27.026</b>	09:25:24.991	2	Triumph DAYTONA
13	Doug EDMONDSON	<b>2:25.612</b>	09:27:50.603	3	Triumph DAYTONA
13	Doug EDMONDSON	<b>2:25.122</b>	09:30:15.724	4	Triumph DAYTONA
13	Doug EDMONDSON	<b>2:23.055</b>	09:32:38.779	5	Triumph DAYTONA

# BMCRC - MRO Championships 2022 - Rnd 3 @ Snetterton 300

## DART Motorsport MRO 600/GP2 inc Clubman 600

### QUALIFYING - STATISTICS

CLASS : C

13 Starters

#### Fastest Lap History

NO	NAME	LAP TIME	TIME OF DAY	LAP	VEHICLE
22	Toby TRUNDLE	<b>2:45.644</b>	09:23:12.849	1	Yamaha YZF-R6
30	Owen MELLOR	<b>2:42.571</b>	09:23:15.254	1	Kawaski ZX-6
30	Owen MELLOR	<b>2:31.854</b>	09:25:47.108	2	Kawaski ZX-6
46	Ash BARNES	<b>2:29.615</b>	09:25:48.341	2	Yamaha R6
46	Ash BARNES	<b>2:26.804</b>	09:28:15.145	3	Yamaha R6
46	Ash BARNES	<b>2:22.747</b>	09:30:37.891	4	Yamaha R6

# BMCRC - MRO Championships 2022 - Rnd 3 @ Snetterton 300

## DART Motorsport MRO 600/GP2 inc Clubman 600

### QUALIFYING - STATISTICS

CLASS : GP2

1 Starters

#### Fastest Lap History

NO	NAME	LAP TIME	TIME OF DAY	LAP	VEHICLE
661	Cameron HARRIS	2:32.185	09:22:51.466	1	Triumph 675R
661	Cameron HARRIS	2:31.739	09:25:23.205	2	Triumph 675R
661	Cameron HARRIS	2:28.811	09:27:52.016	3	Triumph 675R

# BMCRC - MRO Championships 2022 - Rnd 3 @ Snetterton 300



## DART Motorsport MRO 600/GP2 inc Clubman 600

### RACE 2 - GRID (5 Laps)

ROW 11	33	624	Matthew FEDRICK	32	212	Matt PALLETT	31	144	Nick CRONIN
ROW 10	30	78	Mark EVANS	29	45	Jake MARSH	28	33	Aaren CARPENTER
ROW 9	27	3	Joey LAMBDEN	26	15	Harrison CROSBY	25	63	Robert BUSH 3:06.159
ROW 8	24	79	Thomas GARNER 3:04.331	23	85	James ROBINSON 2:51.105	22	8	Dave SAUNDERS 2:47.296
ROW 7	21	19	Michael REGAN 2:46.086	20	231	Austin WREN 2:44.982	19	779	Terry BRIAN 2:44.816
ROW 6	18	168	Aaron DALRYMPLE 2:40.215	17	511	Ross CLARKE 2:37.549	16	82	James BULL 2:36.819
ROW 5	15	73	Jamie THOMAS 2:36.588	14	22	Toby TRUNDLE 2:36.468	13	5	John REYNOLDS 2:36.465
ROW 4	12	27	James McLAREN 2:35.539	11	228	Paul McFADDEN 2:34.797	10	132	Mitchell GILBERT 2:34.254
ROW 3	9	169	Gareth CUNNINGHAM 2:33.388	8	661	Cameron HARRIS 2:28.811	7	2	Andrew GILL 2:28.582
ROW 2	6	37	Alex LATHAM 2:28.109	5	961	Jack SIM 2:27.438	4	188	Dawid KRAWIECKI 2:26.788
ROW 1	3	30	Owen MELLOR 2:25.885	2	13	Doug EDMONDSON 2:23.055	1	46	Ash BARNES 2:22.747
<b>Pole</b>									

Snetterton 300: 2.9689 miles

These results are provisional until the conclusion of any judicial and technical matters.

Clerk Of Course :	Stewards :	Timekeeper : Craig Smith
-------------------	------------	--------------------------

Results can be found at [www.tsl-timing.com](http://www.tsl-timing.com)

Printed - 09:36 Saturday, 07 May 2022



# BMCRC - MRO Championships 2022 - Rnd 3 @ Snetterton 300



## DART Motorsport MRO 600/GP2 inc Clubman 600

### RACE 2 - CLASSIFICATION

POS	NO	CL	PIC NAME	ENTRY	LAPS	TIME	GAP	DIFF	MPH	BEST	ON
1	<b>46*</b>		1 Ash BARNES	Yamaha R6 - BARNEY RACING	5	9:48.163			90.85	<b>1:55.391</b>	5
2	<b>30</b>	C	1 Owen MELLOR	Kawaski ZX-6 - BDS Motorcycles	5	10:13.213	<b>25.050</b>	25.050	87.14	<b>2:01.175</b>	2
3	<b>82</b>		2 James BULL	Kawasaki ZX6R 636 - Team Bull Racing	5	10:17.293	<b>29.130</b>	4.080	86.57	<b>2:00.685</b>	5
4	<b>188</b>		3 Dawid KRAWIECKI	Yamaha R6 - Code Blue LTD & D A East Electrical	5	10:26.092	<b>37.929</b>	8.799	85.35	<b>2:02.860</b>	3
5	<b>37</b>		4 Alex LATHAM	Triumph DAYTONA - BR-8 / McCrash Racing	5	10:26.337	<b>38.174</b>	0.245	85.32	<b>2:03.106</b>	3
6	<b>169</b>		5 Gareth CUNNINGHAM	Yamaha R6 - Burnham cars ltd	5	10:26.758	<b>38.595</b>	0.421	85.26	<b>2:02.417</b>	4
7	<b>13</b>		6 Doug EDMONDSON	Triumph DAYTONA - Ginger Bloke	5	10:26.873	<b>38.710</b>	0.115	85.24	<b>2:02.610</b>	4
8	<b>961</b>		7 Jack SIM	Kawasaki ZX6 R - Vanguard Motorsport, Platform L	5	10:27.197	<b>39.034</b>	0.324	85.20	<b>2:01.635</b>	3
9	<b>2</b>		8 Andrew GILL	Kawasaki ZX6R -	5	10:27.520	<b>39.357</b>	0.323	85.16	<b>2:02.497</b>	4
10	<b>15</b>		9 Harrison CROSBY	Yamaha YZF - Mum & Dad	5	10:28.572	<b>40.409</b>	1.052	85.01	<b>2:01.343</b>	5
11	<b>27</b>		10 James McLAREN	Yamaha R6 - MKM building supplies	5	10:34.970	<b>46.807</b>	6.398	84.16	<b>2:03.613</b>	5
12	<b>511</b>	C	2 Ross CLARKE	Kawasaki ZX600RR - Ross Clarke Farriery	5	10:35.003	<b>46.840</b>	0.033	84.15	<b>2:03.342</b>	4
13	<b>3</b>		11 Joey LAMBDEN	Kawasaki ZX600 RBF -	5	10:37.885	<b>49.722</b>	2.882	83.77	<b>2:04.196</b>	4
14	<b>33</b>	C	3 Aaren CARPENTER	Kawasaki ZX6R - Slugcrow Racing	5	10:45.275	<b>57.112</b>	7.390	82.81	<b>2:06.253</b>	4
15	<b>779</b>	C	4 Terry BRIAN	Yamaha R6 - Two Techs Renault Specialist	5	10:46.096	<b>57.933</b>	0.821	82.71	<b>2:06.103</b>	5
16	<b>132*</b>	C	5 Mitchell GILBERT	Suzuki GSXR 600 - The Asap group	5	10:46.580	<b>58.417</b>	0.484	82.65	<b>2:06.116</b>	4
17	<b>73</b>	C	6 Jamie THOMAS	Yamaha R6 - Team RubyRacing	5	10:48.523	<b>1:00.360</b>	1.943	82.40	<b>2:06.902</b>	4
18	<b>22</b>	C	7 Toby TRUNDLE	Yamaha YZF-R6 - Harris Motorcycles - Harlow	5	10:52.059	<b>1:03.896</b>	3.536	81.95	<b>2:08.157</b>	3
19	<b>78</b>	GP2	1 Mark EVANS	Harris MOTO 2 - PHG contracting	5	10:53.355	<b>1:05.192</b>	1.296	81.79	<b>2:06.586</b>	4
20	<b>5</b>		12 John REYNOLDS	Yamaha R6 - Fins Motorcycles	5	11:02.315	<b>1:14.152</b>	8.960	80.68	<b>2:08.768</b>	2
21	<b>8</b>	C	8 Dave SAUNDERS	Honda CBR600 - Mum/Dad/JW MOT/Parks Utility	5	11:02.984	<b>1:14.821</b>	0.669	80.60	<b>2:09.420</b>	3
22	<b>624</b>	C	9 Matthew FEDRICK	Yamaha R6 - Matthew Fedrick farriers ltd/ Palmer R	5	11:03.340	<b>1:15.177</b>	0.356	80.56	<b>2:09.060</b>	4
23	<b>168</b>	C	10 Aaron DALRYMPLE	Yamaha R6 - Team Xclusiv	5	11:04.290	<b>1:16.127</b>	0.950	80.44	<b>2:08.938</b>	4
24	<b>19</b>	C	11 Michael REGAN	Yamaha YZF-R6 - North weald motorcycles	5	12:07.266	<b>2:19.103</b>	1:02.976	73.48	<b>2:21.401</b>	5
25	<b>63</b>	C	12 Robert BUSH	Suzuki GSXR 600 - Legacy Racing	4	10:50.026	<b>1 Lap</b>	1 Lap	65.77	<b>2:39.745</b>	3

#### FASTEST LAP

<b>46</b>	Ash BARNES	Yamaha R6 - BARNEY RACING	5	1:55.391	92.62 mph	149.06 kph
<b>30</b>	Owen MELLOR	Kawaski ZX-6 - BDS Motorcycles	2	2:01.175	88.20 mph	141.95 kph
<b>78</b>	Mark EVANS	Harris MOTO 2 - PHG contracting	4	2:06.586	84.43 mph	135.88 kph

\* No. 132 - Please fit a working transponder

\* No. 46 - Please check transponder - stopped working after lap 3

Class - 92.5% of Race Speed = 84.03 mph

Class C - 92.5% of Race Speed = 80.60 mph

Class GP2 - 92.5% of Race Speed = 75.65 mph

Race Distance: 5 Laps / 14.84 miles

Snetterton 300: 2.9689 miles

Date: 07/05/2022 Start: 12:21 Finish: 12:31

Weather / Track : Cloudy / Dry

These results are provisional until the conclusion of any judicial and technical matters.

Clerk Of Course :	Stewards :	Timekeeper : Craig Smith
-------------------	------------	--------------------------

Results can be found at [www.tsl-timing.com](http://www.tsl-timing.com)

Printed - 12:34 Saturday, 07 May 2022



# BMCRC - MRO Championships 2022 - Rnd 3 @ Snetterton 300

## DART Motorsport MRO 600/GP2 inc Clubman 600

### RACE 2 - LAP CHART

#### LAP 1 @ 12:23:20.035

NO	BEHIND	LAP TIME
46		2:04.107
30	2.912	2:07.019
13	6.261	2:10.368
188	6.416	2:10.523
961	6.734	2:10.841
82	7.292	2:11.399
37	7.366	2:11.473
169	8.270	2:12.377
132	8.599	2:12.706
2	8.759	2:12.866
5	9.444	2:13.551
27	11.409	2:15.516
3	11.564	2:15.671
511	12.577	2:16.684
33	12.832	2:16.939
15	12.896	2:17.003
73	13.862	2:17.969
779	14.197	2:18.304
22	14.584	2:18.691
168	15.167	2:19.274
624	16.334	2:20.441
78	16.853	2:20.960
8	18.515	2:22.622
19	26.382	2:30.489
63	42.083	2:46.190

#### LAP 2 @ 12:25:17.297

NO	BEHIND	LAP TIME
46		1:57.262
30	6.825	2:01.175
188	12.401	2:03.247
82	12.461	2:02.431
13	13.726	2:04.727
961	13.767	2:04.295
37	13.962	2:03.858
2	14.763	2:03.266
169	15.165	2:04.157
132	18.044	2:06.707
15	20.717	2:05.083
5	20.950	2:08.768
27	21.197	2:07.050
3	21.290	2:06.988
511	22.386	2:07.071
33	23.100	2:07.530
779	24.805	2:07.870
73	25.287	2:08.687
22	26.066	2:08.744
168	28.585	2:10.680
78	29.109	2:09.518
624	30.442	2:11.370
8	31.342	2:10.089
19	53.895	2:24.775
63	1:27.200	2:42.379

#### LAP 3 @ 12:27:13.242

NO	BEHIND	LAP TIME
46		1:55.945
30	12.238	2:01.358
82	17.991	2:01.475
188	19.316	2:02.860
961	19.457	2:01.635
37	21.123	2:03.106

13	21.856	2:04.075
2	22.283	2:03.465
169	22.781	2:03.561
15	27.755	2:02.983
132	28.393	2:06.294
27	30.166	2:04.914
511	30.897	2:04.456
3	31.719	2:06.374
5	34.501	2:09.496
33	34.850	2:07.695
779	36.063	2:07.203
73	37.031	2:07.689
22	38.278	2:08.157
78	40.647	2:07.483
168	43.292	2:10.652
624	44.348	2:09.851
8	44.817	2:09.420
19	1:25.677	2:27.727

#### LAP 4 @ 12:29:08.700

NO	BEHIND	LAP TIME
46		1:55.458
63	1 Lap	2:39.745
30	17.969	2:01.189
82	23.836	2:01.303
961	28.587	2:04.588
188	28.653	2:04.795
37	28.918	2:03.253
13	29.008	2:02.610
2	29.322	2:02.497
169	29.740	2:02.417
15	34.457	2:02.160
27	38.585	2:03.877
511	38.781	2:03.342
132	39.051	2:06.116
3	40.457	2:04.196
33	45.645	2:06.253
779	47.221	2:06.616
73	48.475	2:06.902
5	50.949	2:11.906
22	51.032	2:08.212
78	51.775	2:06.586
168	56.772	2:08.938
624	57.950	2:09.060
8	58.934	2:09.575
19	1:53.093	2:22.874

#### LAP 5 @ 12:31:04.091

NO	BEHIND	LAP TIME
46		1:55.391
30	25.050	2:02.472
82	29.130	2:00.685
188	37.929	2:04.667
37	38.174	2:04.647
169	38.595	2:04.246
13	38.710	2:05.093
961	39.034	2:05.838
2	39.357	2:05.426
15	40.409	2:01.343
27	46.807	2:03.613
511	46.840	2:03.450
3	49.722	2:04.656
33	57.112	2:06.858
779	57.933	2:06.103
132	58.417	2:14.757

73	1:00.360	2:07.276
63	1 Lap	2:41.712
22	1:03.896	2:08.255
78	1:05.192	2:08.808
5	1:14.152	2:18.594
8	1:14.821	2:11.278
624	1:15.177	2:12.618
168	1:16.127	2:14.746
19	2:19.103	2:21.401



# BMCRC - MRO Championships 2022 - Rnd 3 @ Snetterton 300

## DART Motorsport MRO 600/GP2 inc Clubman 600

### RACE 2 - SECTOR ANALYSIS



SECTOR 1 = FL to I1, SECTOR 2 = I1 to FL, DIFF = Difference To Personal Best Lap, P = Crossed Finish Line in Pit Lane, D = Time Disallowed

P1 46		Ash BARNES		Yamaha R6 - BARNEY RACING		
IDEAL LAP TIME : 1:55.945		BEST LAP TIME : 1:55.391		DIFFERENCE : -0.554		
LAP	SECTOR 1	SECTOR 2	LAP TIME	MPH	DIFF	TIME OF DAY
1 -		39.371	2:04.107	86.11	8.716	12:23:20.035
2 -	1:18.252	39.010	1:57.262	91.14	1.871	12:25:17.297
3 -	<b>1:17.295</b>	<b>38.650</b>	1:55.945 (3)	92.18	0.554	12:27:13.242
4 -			1:55.458 (2)	92.57	0.067	12:29:08.700
5 -			<b>1:55.391 (1)</b>	<b>92.62</b>		<b>12:31:04.091</b>

P2 30 C		Owen MELLOR		Kawasaki ZX-6 - BDS Motorcycles		
IDEAL LAP TIME : 2:01.023		BEST LAP TIME : 2:01.175		DIFFERENCE : 0.152		
LAP	SECTOR 1	SECTOR 2	LAP TIME	MPH	DIFF	TIME OF DAY
1 -		40.553	2:07.019	84.14	5.844	12:23:22.947
2 -	<b>1:20.735</b>	40.440	<b>2:01.175 (1)</b>	<b>88.20</b>		<b>12:25:24.122</b>
3 -	1:20.974	40.384	2:01.358 (3)	88.07	0.183	12:27:25.480
4 -	1:20.901	<b>40.288</b>	2:01.189 (2)	88.19	0.014	12:29:26.669
5 -	1:22.115	40.357	2:02.472	87.26	1.297	12:31:29.141

P3 82		James BULL		Kawasaki ZX6R 636 - Team Bull Racing		
IDEAL LAP TIME : 2:00.680		BEST LAP TIME : 2:00.685		DIFFERENCE : 0.005		
LAP	SECTOR 1	SECTOR 2	LAP TIME	MPH	DIFF	TIME OF DAY
1 -		42.264	2:11.399	81.34	10.714	12:23:27.327
2 -	1:21.509	40.922	2:02.431	87.29	1.746	12:25:29.758
3 -	1:20.738	40.737	2:01.475 (3)	87.98	0.790	12:27:31.233
4 -	1:20.774	<b>40.529</b>	2:01.303 (2)	88.11	0.618	12:29:32.536
5 -	<b>1:20.151</b>	40.534	<b>2:00.685 (1)</b>	<b>88.56</b>		<b>12:31:33.221</b>

P4 188		Dawid KRAWIECKI		Yamaha R6 - Code Blue LTD & D A East Electrical		
IDEAL LAP TIME : 2:02.755		BEST LAP TIME : 2:02.860		DIFFERENCE : 0.105		
LAP	SECTOR 1	SECTOR 2	LAP TIME	MPH	DIFF	TIME OF DAY
1 -		41.430	2:10.523	81.88	7.663	12:23:26.451
2 -	1:22.083	<b>41.164</b>	2:03.247 (2)	86.72	0.387	12:25:29.698
3 -	<b>1:21.591</b>	41.269	<b>2:02.860 (1)</b>	<b>86.99</b>		<b>12:27:32.558</b>
4 -	1:23.295	41.500	2:04.795	85.64	1.935	12:29:37.353
5 -	1:23.429	41.238	2:04.667 (3)	85.73	1.807	12:31:42.020

P5 37		Alex LATHAM		Triumph DAYTONA - BR-8 / McCrash Racing		
IDEAL LAP TIME : 2:02.870		BEST LAP TIME : 2:03.106		DIFFERENCE : 0.236		
LAP	SECTOR 1	SECTOR 2	LAP TIME	MPH	DIFF	TIME OF DAY
1 -		42.040	2:11.473	81.29	8.367	12:23:27.401
2 -	1:22.127	41.731	2:03.858 (3)	86.29	0.752	12:25:31.259
3 -	1:22.019	<b>41.087</b>	<b>2:03.106 (1)</b>	<b>86.82</b>		<b>12:27:34.365</b>
4 -	<b>1:21.783</b>	41.470	2:03.253 (2)	86.71	0.147	12:29:37.618
5 -	1:22.887	41.760	2:04.647	85.74	1.541	12:31:42.265

P6 169		Gareth CUNNINGHAM		Yamaha R6 - Burnham cars ltd		
IDEAL LAP TIME : 2:02.417		BEST LAP TIME : 2:02.417		DIFFERENCE : 0.000		
LAP	SECTOR 1	SECTOR 2	LAP TIME	MPH	DIFF	TIME OF DAY
1 -		42.232	2:12.377	80.73	9.960	12:23:28.305
2 -	1:22.509	41.648	2:04.157 (3)	86.08	1.740	12:25:32.462
3 -	1:22.208	41.353	2:03.561 (2)	86.50	1.144	12:27:36.023
4 -	<b>1:21.377</b>	<b>41.040</b>	<b>2:02.417 (1)</b>	<b>87.30</b>		<b>12:29:38.440</b>
5 -	1:23.150	41.096	2:04.246	86.02	1.829	12:31:42.686

# BMCRC - MRO Championships 2022 - Rnd 3 @ Snetterton 300

## DART Motorsport MRO 600/GP2 inc Clubman 600

### RACE 2 - SECTOR ANALYSIS



SECTOR 1 = FL to I1, SECTOR 2 = I1 to FL, DIFF = Difference To Personal Best Lap, P = Crossed Finish Line in Pit Lane, D = Time Disallowed

P7 13		Doug EDMONDSON		Triumph DAYTONA - Ginger Bloke		
IDEAL LAP TIME : 2:02.610		BEST LAP TIME : 2:02.610		DIFFERENCE : 0.000		
LAP	SECTOR 1	SECTOR 2	LAP TIME	MPH	DIFF	TIME OF DAY
1 -		41.450	2:10.368	81.98	7.758	12:23:26.296
2 -	1:22.765	41.962	2:04.727 (3)	85.69	2.117	12:25:31.023
3 -	1:22.478	41.597	2:04.075 (2)	86.14	1.465	12:27:35.098
4 -	<b>1:21.565</b>	<b>41.045</b>	<b>2:02.610 (1)</b>	<b>87.17</b>		<b>12:29:37.708</b>
5 -	1:23.655	41.438	2:05.093	85.44	2.483	12:31:42.801

P8 961		Jack SIM		Kawasaki ZX6 R - Vanguard Motorsport, Platform Lift Engineers		
IDEAL LAP TIME : 2:01.635		BEST LAP TIME : 2:01.635		DIFFERENCE : 0.000		
LAP	SECTOR 1	SECTOR 2	LAP TIME	MPH	DIFF	TIME OF DAY
1 -		41.711	2:10.841	81.68	9.206	12:23:26.769
2 -	1:22.483	41.812	2:04.295 (2)	85.98	2.660	12:25:31.064
3 -	<b>1:20.896</b>	<b>40.739</b>	<b>2:01.635 (1)</b>	<b>87.87</b>		<b>12:27:32.699</b>
4 -	1:23.394	41.194	2:04.588 (3)	85.78	2.953	12:29:37.287
5 -	1:24.595	41.243	2:05.838	84.93	4.203	12:31:43.125

P9 2		Andrew GILL		Kawasaki ZX6R -		
IDEAL LAP TIME : 2:02.497		BEST LAP TIME : 2:02.497		DIFFERENCE : 0.000		
LAP	SECTOR 1	SECTOR 2	LAP TIME	MPH	DIFF	TIME OF DAY
1 -		41.778	2:12.866	80.44	10.369	12:23:28.794
2 -	1:22.127	41.139	2:03.266 (2)	86.70	0.769	12:25:32.060
3 -	1:21.733	41.732	2:03.465 (3)	86.56	0.968	12:27:35.525
4 -	<b>1:21.476</b>	<b>41.021</b>	<b>2:02.497 (1)</b>	<b>87.25</b>		<b>12:29:38.022</b>
5 -	1:23.910	41.516	2:05.426	85.21	2.929	12:31:43.448

P10 15		Harrison CROSBY		Yamaha YZF - Mum & Dad		
IDEAL LAP TIME : 2:01.343		BEST LAP TIME : 2:01.343		DIFFERENCE : 0.000		
LAP	SECTOR 1	SECTOR 2	LAP TIME	MPH	DIFF	TIME OF DAY
1 -		42.628	2:17.003	78.01	15.660	12:23:32.931
2 -	1:22.922	42.161	2:05.083	85.44	3.740	12:25:38.014
3 -	1:21.942	41.041	2:02.983 (3)	86.90	1.640	12:27:40.997
4 -	1:21.271	40.889	2:02.160 (2)	87.49	0.817	12:29:43.157
5 -	<b>1:20.709</b>	<b>40.634</b>	<b>2:01.343 (1)</b>	<b>88.08</b>		<b>12:31:44.500</b>

P11 27		James McLAREN		Yamaha R6 - MKM building supplies		
IDEAL LAP TIME : 2:03.613		BEST LAP TIME : 2:03.613		DIFFERENCE : 0.000		
LAP	SECTOR 1	SECTOR 2	LAP TIME	MPH	DIFF	TIME OF DAY
1 -		42.747	2:15.516	78.86	11.903	12:23:31.444
2 -	1:24.344	42.706	2:07.050	84.12	3.437	12:25:38.494
3 -	1:23.216	41.698	2:04.914 (3)	85.56	1.301	12:27:43.408
4 -	1:22.403	41.474	2:03.877 (2)	86.27	0.264	12:29:47.285
5 -	<b>1:22.192</b>	<b>41.421</b>	<b>2:03.613 (1)</b>	<b>86.46</b>		<b>12:31:50.898</b>

P12 511 C		Ross CLARKE		Kawasaki ZX600RR - Ross Clarke Farriery		
IDEAL LAP TIME : 2:03.296		BEST LAP TIME : 2:03.342		DIFFERENCE : 0.046		
LAP	SECTOR 1	SECTOR 2	LAP TIME	MPH	DIFF	TIME OF DAY
1 -		43.105	2:16.684	78.19	13.342	12:23:32.612
2 -	1:25.107	41.964	2:07.071	84.11	3.729	12:25:39.683
3 -	1:22.600	41.856	2:04.456 (3)	85.87	1.114	12:27:44.139
4 -	1:21.957	<b>41.385</b>	<b>2:03.342 (1)</b>	<b>86.65</b>		<b>12:29:47.481</b>
5 -	<b>1:21.911</b>	41.539	2:03.450 (2)	86.57	0.108	12:31:50.931

# BMCRC - MRO Championships 2022 - Rnd 3 @ Snetterton 300

## DART Motorsport MRO 600/GP2 inc Clubman 600

### RACE 2 - SECTOR ANALYSIS



SECTOR 1 = FL to I1, SECTOR 2 = I1 to FL, DIFF = Difference To Personal Best Lap, P = Crossed Finish Line in Pit Lane, D = Time Disallowed

P13		3		Joey LAMB DEN		Kawasaki ZX600 RBF -	
IDEAL LAP TIME : 2:04.077		BEST LAP TIME : 2:04.196		DIFFERENCE : 0.119			
LAP	SECTOR 1	SECTOR 2	LAP TIME	MPH	DIFF	TIME OF DAY	
1 -		41.937	2:15.671	78.77	11.475	12:23:31.599	
2 -	1:24.462	42.526	2:06.988	84.16	2.792	12:25:38.587	
3 -	1:23.875	42.499	2:06.374 (3)	84.57	2.178	12:27:44.961	
4 -	1:22.691	<b>41.505</b>	<b>2:04.196 (1)</b>	<b>86.05</b>		<b>12:29:49.157</b>	
5 -	<b>1:22.572</b>	42.084	2:04.656 (2)	85.74	0.460	12:31:53.813	

P14		33 C		Aaren CARPENTER		Kawasaki ZX6R - Slugcrow Racing	
IDEAL LAP TIME : 2:05.961		BEST LAP TIME : 2:06.253		DIFFERENCE : 0.292			
LAP	SECTOR 1	SECTOR 2	LAP TIME	MPH	DIFF	TIME OF DAY	
1 -		43.028	2:16.939	78.04	10.686	12:23:32.867	
2 -	1:24.877	42.653	2:07.530 (3)	83.80	1.277	12:25:40.397	
3 -	1:24.595	43.100	2:07.695	83.70	1.442	12:27:48.092	
4 -	1:23.874	<b>42.379</b>	<b>2:06.253 (1)</b>	<b>84.65</b>		<b>12:29:54.345</b>	
5 -	<b>1:23.582</b>	43.276	2:06.858 (2)	84.25	0.605	12:32:01.203	

P15		779 C		Terry BRIAN		Yamaha R6 - Two Techs Renault Specialist	
IDEAL LAP TIME : 2:05.721		BEST LAP TIME : 2:06.103		DIFFERENCE : 0.382			
LAP	SECTOR 1	SECTOR 2	LAP TIME	MPH	DIFF	TIME OF DAY	
1 -		43.598	2:18.304	77.27	12.201	12:23:34.232	
2 -	1:25.170	42.700	2:07.870	83.58	1.767	12:25:42.102	
3 -	1:24.870	42.333	2:07.203 (3)	84.02	1.100	12:27:49.305	
4 -	1:24.474	<b>42.142</b>	2:06.616 (2)	84.41	0.513	12:29:55.921	
5 -	<b>1:23.579</b>	42.524	<b>2:06.103 (1)</b>	<b>84.75</b>		<b>12:32:02.024</b>	

P16		132 C		Mitchell GILBERT		Suzuki GSXR 600 - The Asap group	
IDEAL LAP TIME :		BEST LAP TIME : 2:06.116		DIFFERENCE :			
LAP	SECTOR 1	SECTOR 2	LAP TIME	MPH	DIFF	TIME OF DAY	
1 -			2:12.706	80.53	6.590	12:23:28.634	
2 -			2:06.707 (3)	84.35	0.591	12:25:35.341	
3 -			2:06.294 (2)	84.62	0.178	12:27:41.635	
4 -			<b>2:06.116 (1)</b>	<b>84.74</b>		<b>12:29:47.751</b>	
5 -			2:14.757	79.31	8.641	12:32:02.508	

P17		73 C		Jamie THOMAS		Yamaha R6 - Team RubyRacing	
IDEAL LAP TIME : 2:06.786		BEST LAP TIME : 2:06.902		DIFFERENCE : 0.116			
LAP	SECTOR 1	SECTOR 2	LAP TIME	MPH	DIFF	TIME OF DAY	
1 -		43.541	2:17.969	77.46	11.067	12:23:33.897	
2 -	1:25.675	43.012	2:08.687	83.05	1.785	12:25:42.584	
3 -	1:25.459	<b>42.230</b>	2:07.689 (3)	83.70	0.787	12:27:50.273	
4 -	<b>1:24.556</b>	42.346	<b>2:06.902 (1)</b>	<b>84.22</b>		<b>12:29:57.175</b>	
5 -	1:25.021	42.255	2:07.276 (2)	83.97	0.374	12:32:04.451	

P18		22 C		Toby TRUNDLE		Yamaha YZF-R6 - Harris Motorcycles - Harlow	
IDEAL LAP TIME : 2:07.715		BEST LAP TIME : 2:08.157		DIFFERENCE : 0.442			
LAP	SECTOR 1	SECTOR 2	LAP TIME	MPH	DIFF	TIME OF DAY	
1 -		44.493	2:18.691	77.06	10.534	12:23:34.619	
2 -	1:25.682	43.062	2:08.744	83.01	0.587	12:25:43.363	
3 -	1:25.153	<b>43.004</b>	<b>2:08.157 (1)</b>	<b>83.39</b>		<b>12:27:51.520</b>	
4 -	<b>1:24.711</b>	43.501	2:08.212 (2)	83.36	0.055	12:29:59.732	
5 -	1:25.016	43.239	2:08.255 (3)	83.33	0.098	12:32:07.987	

# BMCRC - MRO Championships 2022 - Rnd 3 @ Snetterton 300

## DART Motorsport MRO 600/GP2 inc Clubman 600

### RACE 2 - SECTOR ANALYSIS



SECTOR 1 = FL to I1, SECTOR 2 = I1 to FL, DIFF = Difference To Personal Best Lap, P = Crossed Finish Line in Pit Lane, D = Time Disallowed

P19 78 GP2		Mark EVANS		Harris MOTO 2 - PHG contracting		
IDEAL LAP TIME : 2:06.586		BEST LAP TIME : 2:06.586		DIFFERENCE : 0.000		
LAP	SECTOR 1	SECTOR 2	LAP TIME	MPH	DIFF	TIME OF DAY
1 -		43.499	2:20.960	75.82	14.374	12:23:36.888
2 -	1:25.844	43.674	2:09.518	82.52	2.932	12:25:46.406
3 -	1:24.871	42.612	2:07.483 (2)	83.83	0.897	12:27:53.889
4 -	<b>1:24.219</b>	<b>42.367</b>	<b>2:06.586 (1)</b>	<b>84.43</b>		<b>12:30:00.475</b>
5 -	1:25.345	43.463	2:08.808 (3)	82.97	2.222	12:32:09.283

P20 5		John REYNOLDS		Yamaha R6 - Fins Motorcycles		
IDEAL LAP TIME : 2:08.468		BEST LAP TIME : 2:08.768		DIFFERENCE : 0.300		
LAP	SECTOR 1	SECTOR 2	LAP TIME	MPH	DIFF	TIME OF DAY
1 -		<b>42.573</b>	2:13.551	80.02	4.783	12:23:29.479
2 -	<b>1:25.895</b>	42.873	<b>2:08.768 (1)</b>	<b>83.00</b>		<b>12:25:38.247</b>
3 -	1:26.397	43.099	2:09.496 (2)	82.53	0.728	12:27:47.743
4 -	1:26.028	45.878	2:11.906 (3)	81.02	3.138	12:29:59.649
5 -	1:34.248	44.346	2:18.594	77.11	9.826	12:32:18.243

P21 8 C		Dave SAUNDERS		Honda CBR600 - Mum/Dad/JW MOT/Parks Utility		
IDEAL LAP TIME : 2:08.532		BEST LAP TIME : 2:09.420		DIFFERENCE : 0.888		
LAP	SECTOR 1	SECTOR 2	LAP TIME	MPH	DIFF	TIME OF DAY
1 -		44.317	2:22.622	74.93	13.202	12:23:38.550
2 -	1:26.721	43.368	2:10.089 (3)	82.15	0.669	12:25:48.639
3 -	<b>1:25.990</b>	43.430	<b>2:09.420 (1)</b>	<b>82.58</b>		<b>12:27:58.059</b>
4 -	1:27.033	<b>42.542</b>	2:09.575 (2)	82.48	0.155	12:30:07.634
5 -	1:27.038	44.240	2:11.278	81.41	1.858	12:32:18.912

P22 624 C		Matthew FEDRICK		Yamaha R6 - Matthew Fedrick farriers ltd/ Palmer Race Skool		
IDEAL LAP TIME : 2:09.060		BEST LAP TIME : 2:09.060		DIFFERENCE : 0.000		
LAP	SECTOR 1	SECTOR 2	LAP TIME	MPH	DIFF	TIME OF DAY
1 -		43.825	2:20.441	76.10	11.381	12:23:36.369
2 -	1:27.767	43.603	2:11.370 (3)	81.35	2.310	12:25:47.739
3 -	1:26.606	43.245	2:09.851 (2)	82.31	0.791	12:27:57.590
4 -	<b>1:26.335</b>	<b>42.725</b>	<b>2:09.060 (1)</b>	<b>82.81</b>		<b>12:30:06.650</b>
5 -	1:28.130	44.488	2:12.618	80.59	3.558	12:32:19.268

P23 168 C		Aaron DALRYMPLE		Yamaha R6 - Team Xclusiv		
IDEAL LAP TIME : 2:08.938		BEST LAP TIME : 2:08.938		DIFFERENCE : 0.000		
LAP	SECTOR 1	SECTOR 2	LAP TIME	MPH	DIFF	TIME OF DAY
1 -		43.456	2:19.274	76.74	10.336	12:23:35.202
2 -	1:27.315	43.365	2:10.680 (3)	81.78	1.742	12:25:45.882
3 -	1:27.037	43.615	2:10.652 (2)	81.80	1.714	12:27:56.534
4 -	<b>1:26.218</b>	<b>42.720</b>	<b>2:08.938 (1)</b>	<b>82.89</b>		<b>12:30:05.472</b>
5 -	1:28.458	46.288	2:14.746	79.32	5.808	12:32:20.218

P24 19 C		Michael REGAN		Yamaha YZF-R6 - North weald motorcycles		
IDEAL LAP TIME : 2:21.401		BEST LAP TIME : 2:21.401		DIFFERENCE : 0.000		
LAP	SECTOR 1	SECTOR 2	LAP TIME	MPH	DIFF	TIME OF DAY
1 -		48.823	2:30.489	71.02	9.088	12:23:46.417
2 -	1:36.703	48.072	2:24.775 (3)	73.82	3.374	12:26:11.192
3 -	1:39.489	48.238	2:27.727	72.35	6.326	12:28:38.919
4 -	1:35.249	47.625	2:22.874 (2)	74.80	1.473	12:31:01.793
5 -	<b>1:33.925</b>	<b>47.476</b>	<b>2:21.401 (1)</b>	<b>75.58</b>		<b>12:33:23.194</b>

# BMCRC - MRO Championships 2022 - Rnd 3 @ Snetterton 300

## DART Motorsport MRO 600/GP2 inc Clubman 600

### RACE 2 - SECTOR ANALYSIS



SECTOR 1 = FL to I1, SECTOR 2 = I1 to FL, DIFF = Difference To Personal Best Lap, P = Crossed Finish Line in Pit Lane, D = Time Disallowed

P25 63 C		Robert BUSH		Suzuki GSXR 600 - Legacy Racing			
IDEAL LAP TIME : 2:39.745		BEST LAP TIME : 2:39.745		DIFFERENCE : 0.000			
LAP	SECTOR 1	SECTOR 2	LAP TIME	MPH	DIFF	TIME OF DAY	
1 -		54.162	2:46.190	64.31	6.445	12:24:02.118	
2 -	1:46.617	55.762	2:42.379 (3)	65.82	2.634	12:26:44.497	
3 -	<b>1:46.400</b>	<b>53.345</b>	<b>2:39.745 (1)</b>	<b>66.90</b>		<b>12:29:24.242</b>	
4 -	1:47.131	54.581	2:41.712 (2)	66.09	1.967	12:32:05.954	

# BMCRC - MRO Championships 2022 - Rnd 3 @ Snetterton 300

## DART Motorsport MRO 600/GP2 inc Clubman 600

### RACE 2 - BEST SECTORS

SECTOR 1			SECTOR 2			IDEAL / BEST COMPARISON						
POS	NO	NAME	TIME	NO	NAME	TIME	POS	NO	NAME	IDEAL	BEST	DIFF
									<b>PERFECT LAP</b>	<b>1:55.945</b>		
1	46	BARNES	1:17.295	46	BARNES	38.650	1	46	BARNES	1:55.945	1:55.391	-0.554
2	82	BULL	1:20.151	30	MELLOR	40.288	2	82	BULL	2:00.680	2:00.685	0.005
3	15	CROSBY	1:20.709	82	BULL	40.529	3	30	MELLOR	2:01.023	2:01.175	0.152
4	30	MELLOR	1:20.735	15	CROSBY	40.634	4	15	CROSBY	2:01.343	2:01.343	0.000
5	961	SIM	1:20.896	961	SIM	40.739	5	961	SIM	2:01.635	2:01.635	0.000
6	169	CUNNINGHAM	1:21.377	2	GILL	41.021	6	169	CUNNINGHAM	2:02.417	2:02.417	0.000
7	2	GILL	1:21.476	169	CUNNINGHAM	41.040	7	2	GILL	2:02.497	2:02.497	0.000
8	13	EDMONDSON	1:21.565	13	EDMONDSON	41.045	8	13	EDMONDSON	2:02.610	2:02.610	0.000
9	188	KRAWIECKI	1:21.591	37	LATHAM	41.087	9	188	KRAWIECKI	2:02.755	2:02.860	0.105
10	37	LATHAM	1:21.783	188	KRAWIECKI	41.164	10	37	LATHAM	2:02.870	2:03.106	0.236
11	511	CLARKE	1:21.911	511	CLARKE	41.385	11	511	CLARKE	2:03.296	2:03.342	0.046
12	27	McLAREN	1:22.192	27	McLAREN	41.421	12	27	McLAREN	2:03.613	2:03.613	0.000
13	3	LAMBDEN	1:22.572	3	LAMBDEN	41.505	13	3	LAMBDEN	2:04.077	2:04.196	0.119
14	779	BRIAN	1:23.579	779	BRIAN	42.142	14	779	BRIAN	2:05.721	2:06.103	0.382
15	33	CARPENTER	1:23.582	73	THOMAS	42.230	15	33	CARPENTER	2:05.961	2:06.253	0.292
16	78	EVANS	1:24.219	78	EVANS	42.367	16	78	EVANS	2:06.586	2:06.586	0.000
17	73	THOMAS	1:24.556	33	CARPENTER	42.379	17	73	THOMAS	2:06.786	2:06.902	0.116
18	22	TRUNDLE	1:24.711	8	SAUNDERS	42.542	18	22	TRUNDLE	2:07.715	2:08.157	0.442
19	5	REYNOLDS	1:25.895	5	REYNOLDS	42.573	19	5	REYNOLDS	2:08.468	2:08.768	0.300
20	8	SAUNDERS	1:25.990	168	DALRYMPLE	42.720	20	8	SAUNDERS	2:08.532	2:09.420	0.888
21	168	DALRYMPLE	1:26.218	624	FEDRICK	42.725	21	168	DALRYMPLE	2:08.938	2:08.938	0.000
22	624	FEDRICK	1:26.335	22	TRUNDLE	43.004	22	624	FEDRICK	2:09.060	2:09.060	0.000
23	19	REGAN	1:33.925	19	REGAN	47.476	23	19	REGAN	2:21.401	2:21.401	0.000
24	63	BUSH	1:46.400	63	BUSH	53.345	24	63	BUSH	2:39.745	2:39.745	0.000
25							25	132	GILBERT		2:06.116	

# BMCRC - MRO Championships 2022 - Rnd 3 @ Snetterton 300

## DART Motorsport MRO 600/GP2 inc Clubman 600

### RACE 2 - STATISTICS

**Competitors Started** 25  
**Planned Start** 2022-05-07 @ 12:10:00.000  
**Actual Start** 2022-05-07 @ 12:21:15.927  
**Finish Time** 2022-05-07 @ 12:31:04.090  
**Track Length** 2.9689mi.  
**Total Laps** 124  
**Total Distance Covered** 368.1450mi.

#### Session Fastest Lap History

NO	CL	NAME	LAP TIME	TIME OF DAY	LAP	VEHICLE
46		Ash BARNES	<b>1:57.262</b>	12:25:17.315	2	Yamaha R6
46		Ash BARNES	<b>1:55.945</b>	12:27:13.240	3	Yamaha R6
46		Ash BARNES	<b>1:55.458</b>	12:29:08.700	4	Yamaha R6
46		Ash BARNES	<b>1:55.391</b>	12:31:04.091	5	Yamaha R6

#### Session Leader History

NO	CL	NAME	FROM LAP	LAPS LED	DISTANCE	VEHICLE
46		Ash BARNES	1	5	14.84 miles	Yamaha R6

#### Flag History

TYPE	TIME OF DAY
GREEN	12:21:15.927
FINISH	12:31:04.090

#### Flag Statistics

TYPE	COUNT	TOTAL LAPS	TOTAL TIME
Green	1	5	12:13.786
Red	0	0	0.000
Safety Car	0	0	0.000
FCY	0	0	0.000

# BMCRC - MRO Championships 2022 - Rnd 3 @ Snetterton 300

## DART Motorsport MRO 600/GP2 inc Clubman 600

### RACE 2 - STATISTICS

CLASS :

12 Starters

#### Fastest Lap History

NO	NAME	LAP TIME	TIME OF DAY	LAP	VEHICLE
46	Ash BARNES	1:57.262	12:25:17.315	2	Yamaha R6
46	Ash BARNES	1:55.945	12:27:13.240	3	Yamaha R6
46	Ash BARNES	1:55.458	12:29:08.700	4	Yamaha R6
46	Ash BARNES	1:55.391	12:31:04.091	5	Yamaha R6

#### Leader History

NO	NAME	FROM LAP	LAPS LED	DISTANCE	VEHICLE
46	Ash BARNES	1	5	14.84 miles	Yamaha R6



# BMCRC - MRO Championships 2022 - Rnd 3 @ Snetterton 300

DART Motorsport MRO 600/GP2 inc Clubman 600

## RACE 2 - STATISTICS

**CLASS : C**

12 Starters

### Fastest Lap History

NO	NAME	LAP TIME	TIME OF DAY	LAP	VEHICLE
30	Owen MELLOR	2:01.175	12:25:24.146	2	Kawaski ZX-6

### Leader History

NO	NAME	FROM LAP	LAPS LED	DISTANCE	VEHICLE
30	Owen MELLOR	1	5	14.84 miles	Kawaski ZX-6

# BMCRC - MRO Championships 2022 - Rnd 3 @ Snetterton 300

## DART Motorsport MRO 600/GP2 inc Clubman 600

### RACE 2 - STATISTICS

**CLASS : GP2**

1 Starters

#### Fastest Lap History

NO	NAME	LAP TIME	TIME OF DAY	LAP	VEHICLE
78	Mark EVANS	<b>2:09.518</b>	12:25:46.421	2	Harris MOTO 2
78	Mark EVANS	<b>2:07.483</b>	12:27:53.905	3	Harris MOTO 2
78	Mark EVANS	<b>2:06.586</b>	12:30:00.492	4	Harris MOTO 2

#### Leader History

NO	NAME	FROM LAP	LAPS LED	DISTANCE	VEHICLE
78	Mark EVANS	1	5	14.84 miles	Harris MOTO 2

# BMCRC - MRO Championships 2022 - Rnd 3 @ Snetterton 300



## DART Motorsport MRO 600/GP2 inc Clubman 600

### RACE 12 - GRID (5 Laps)

ROW 11	33	212	Matt PALLETT	32	144	Nick CRONIN	31	45	Jake MARSH
ROW 10	30	79	Thomas GARNER	29	85	James ROBINSON	28	231	Austin WREN
ROW 9	27	228	Paul McFADDEN	26	661	Cameron HARRIS	25	63	Robert BUSH 2:39.745
ROW 8	24	19	Michael REGAN 2:21.401	23	8	Dave SAUNDERS 2:09.420	22	624	Matthew FEDRICK 2:09.060
ROW 7	21	168	Aaron DALRYMPLE 2:08.938	20	5	John REYNOLDS 2:08.768	19	22	Toby TRUNDLE 2:08.157
ROW 6	18	73	Jamie THOMAS 2:06.902	17	78	Mark EVANS 2:06.586	16	33	Aaren CARPENTER 2:06.253
ROW 5	15	132	Mitchell GILBERT 2:06.116	14	779	Terry BRIAN 2:06.103	13	3	Joey LAMBDEN 2:04.196
ROW 4	12	27	James McLAREN 2:03.613	11	511	Ross CLARKE 2:03.342	10	37	Alex LATHAM 2:03.106
ROW 3	9	188	Dawid KRAWIECKI 2:02.860	8	13	Doug EDMONDSON 2:02.610	7	2	Andrew GILL 2:02.497
ROW 2	6	169	Gareth CUNNINGHAM 2:02.417	5	961	Jack SIM 2:01.635	4	15	Harrison CROSBY 2:01.343
ROW 1	3	30	Owen MELLOR 2:01.175	2	82	James BULL 2:00.685	1	46	Ash BARNES 1:55.391
<b>Pole</b>									

Snetterton 300: 2.9689 miles

These results are provisional until the conclusion of any judicial and technical matters.

Clerk Of Course :	Stewards :	Timekeeper : Craig Smith
-------------------	------------	--------------------------

Results can be found at [www.tsl-timing.com](http://www.tsl-timing.com)

Printed - 12:35 Saturday, 07 May 2022



# BMCRC - MRO Championships 2022 - Rnd 3 @ Snetterton 300



## DART Motorsport MRO 600/GP2 inc Clubman 600

### RACE 12 - CLASSIFICATION

POS	NO	CL	PIC NAME	ENTRY	LAPS	TIME	GAP	DIFF	MPH	BEST	ON
1	46*		1 Ash BARNES	Yamaha R6 - BARNEY RACING	5	9:45.003			91.35	1:54.899	3
2	15		2 Harrison CROSBY	Yamaha YZF - Mum & Dad	5	10:04.752	19.749	19.749	88.36	1:58.873	5
3	82		3 James BULL	Kawasaki ZX6R 636 - Team Bull Racing	5	10:05.062	20.059	0.310	88.32	1:58.327	5
4	30	C	1 Owen MELLOR	Kawaski ZX-6 - BDS Motorcycles	5	10:13.073	28.070	8.011	87.16	2:00.392	2
5	961		4 Jack SIM	Kawasaki ZX6 R - Vanguard Motorsport, Platform Li	5	10:17.363	32.360	4.290	86.56	2:02.057	4
6	511	C	2 Ross CLARKE	Kawasaki ZX600RR - Ross Clarke Farriery	5	10:20.445	35.442	3.082	86.13	2:01.432	2
7	37		5 Alex LATHAM	Triumph DAYTONA - BR-8 / McCrash Racing	5	10:20.669	35.666	0.224	86.10	2:01.592	4
8	2		6 Andrew GILL	Kawasaki ZX6R -	5	10:20.780	35.777	0.111	86.08	2:02.612	3
9	661	GP2	1 Cameron HARRIS	Triumph 675R - Harris / Tony Scott Motorsport	5	10:29.019	44.016	8.239	84.95	2:03.255	4
10	132	C	3 Mitchell GILBERT	Suzuki GSXR 600 - The Asap group	5	10:40.952	55.949	11.933	83.37	2:04.926	5
11	188		7 Dawid KRAWIECKI	Yamaha R6 - Code Blue LTD & D A East Electrical	5	10:41.452	56.449	0.500	83.31	2:03.967	5
12	169		8 Gareth CUNNINGHAM	Yamaha R6 - Burnham cars ltd	5	10:41.481	56.478	0.029	83.30	2:05.077	5
13	78	GP2	2 Mark EVANS	Harris MOTO 2 - PHG contracting	5	10:43.009	58.006	1.528	83.10	2:06.246	5
14	779	C	4 Terry BRIAN	Yamaha R6 - Two Techs Renault Specialist	5	10:43.233	58.230	0.224	83.08	2:05.784	4
15	33	C	5 Aaren CARPENTER	Kawasaki ZX6R - Slugcrow Racing	5	10:43.597	58.594	0.364	83.03	2:05.680	5
16	22	C	6 Toby TRUNDLE	Yamaha YZF-R6 - Harris Motorcycles - Harlow	5	10:50.565	1:05.562	6.968	82.14	2:07.730	5
17	624	C	7 Matthew FEDRICK	Yamaha R6 - Matthew Fedrick farriers ltd/ Palmer R	5	10:51.421	1:06.418	0.856	82.03	2:06.121	5
18	231		9 Austin WREN	Triumph DAYTONA 675R - DWAI Racing	5	10:55.432	1:10.429	4.011	81.53	2:08.795	5
19	5		10 John REYNOLDS	Yamaha R6 - Fins Motorcycles	5	10:55.939	1:10.936	0.507	81.47	2:07.705	5
20	85		11 James ROBINSON	Yamaha R6 - Claire Palastanga Ceramics	5	10:57.183	1:12.180	1.244	81.31	2:07.714	4
21	168*	C	8 Aaron DALRYMPLE	Yamaha R6 - Team Xclusiv	5	10:57.591	1:12.588	0.408	81.26	2:07.505	5
22	8	C	9 Dave SAUNDERS	Honda CBR600 - Mum/Dad/JW MOT/Parks Utility	5	11:04.382	1:19.379	6.791	80.43	2:10.335	4
23	19	C	10 Michael REGAN	Yamaha YZF-R6 - North weald motorcycles	5	11:48.985	2:03.982	44.603	75.37	2:18.655	5

#### NOT CLASSIFIED

DNF	73	C	Jamie THOMAS	Yamaha R6 - Team RubyRacing	3	6:35.007	2 Laps	2 Laps	81.17	2:08.375	2
DNF	228	C	Paul McFADDEN	Kawasaki ZX636 - T.McFadden Plant Ltd	3	6:35.528	2 Laps	0.521	81.06	2:05.066	3
DNF	13		Doug EDMONDSON	Triumph DAYTONA - Ginger Bloke	2	4:14.054	3 Laps	1 Lap	84.14	2:03.272	2
DNF	63	C	Robert BUSH	Suzuki GSXR 600 - Legacy Racing	2	5:35.708	3 Laps	1:21.654	63.67	2:44.509	2
DNF	27		James McLAREN	Yamaha R6 - MKM building supplies	0						
DNF	3		Joey LAMBDEN	Kawasaki ZX600 RBF -	0						

#### FASTEST LAP

46			Ash BARNES	Yamaha R6 - BARNEY RACING	3	1:54.899		93.02 mph	149.70 kph
30	C		Owen MELLOR	Kawaski ZX-6 - BDS Motorcycles	2	2:00.392		88.77 mph	142.87 kph
661	GP2		Cameron HARRIS	Triumph 675R - Harris / Tony Scott Motorsport	4	2:03.255		86.71 mph	139.55 kph

\* No. 168 - Please charge transponder - low battery

\* No. 46 - Please check transponder - stopped working after lap 3

Class - 92.5% of Race Speed = 84.49 mph

Class C - 92.5% of Race Speed = 80.62 mph

Class GP2 - 92.5% of Race Speed = 78.57 mph

Weather / Track : Bright / Dry

These results are provisional until the conclusion of any judicial and technical matters.

Race Distance: 5 Laps / 14.84 miles

Snetterton 300: 2.9689 miles

Date: 07/05/2022 Start: 16:10 Finish: 16:20

Clerk Of Course :	Stewards :	Timekeeper : Craig Smith
-------------------	------------	--------------------------

Results can be found at [www.tsl-timing.com](http://www.tsl-timing.com)

Printed - 16:23 Saturday, 07 May 2022



# BMCRC - MRO Championships 2022 - Rnd 3 @ Snetterton 300

## DART Motorsport MRO 600/GP2 inc Clubman 600

### RACE 12 - LAP CHART

#### LAP 1 @ 16:12:59.889

NO	BEHIND	LAP TIME
46		2:03.843
82	2.560	2:06.403
15	2.724	2:06.567
30	3.150	2:06.993
961	4.176	2:08.019
2	5.069	2:08.912
511	6.853	2:10.696
13	6.939	2:10.782
37	7.260	2:11.103
661	7.633	2:11.476
169	8.984	2:12.827
132	9.008	2:12.851
5	9.466	2:13.309
78	10.657	2:14.500
33	10.722	2:14.565
779	11.528	2:15.371
624	12.583	2:16.426
22	12.640	2:16.483
188	12.933	2:16.776
73	12.988	2:16.831
231	14.334	2:18.177
168	15.439	2:19.282
85	15.668	2:19.511
228	16.287	2:20.130
8	17.536	2:21.379
19	24.250	2:28.093
63	47.356	2:51.199

#### LAP 2 @ 16:14:55.588

NO	BEHIND	LAP TIME
46		1:55.699
82	7.209	2:00.348
15	7.264	2:00.239
30	7.843	2:00.392
961	10.921	2:02.444
2	12.136	2:02.766
511	12.586	2:01.432
37	14.075	2:02.514
13	14.512	2:03.272
661	16.465	2:04.531
132	22.003	2:08.694
78	22.598	2:07.640
169	22.723	2:09.438
188	22.981	2:05.747
33	23.112	2:08.089
779	23.325	2:07.496
624	25.111	2:08.227
22	25.456	2:08.515
73	25.664	2:08.375
231	27.452	2:08.817
5	30.793	2:17.026
228	30.920	2:10.332
168	31.310	2:11.570
85	31.762	2:11.793
8	32.849	2:11.012
19	49.787	2:21.236
63	1:36.166	2:44.509

#### LAP 3 @ 16:16:50.487

NO	BEHIND	LAP TIME
46		1:54.899
15	11.969	1:59.604

82	12.532	2:00.222
30	13.541	2:00.597
961	18.804	2:02.782
2	19.849	2:02.612
511	19.951	2:02.264
37	21.703	2:02.527
661	25.245	2:03.679
132	35.476	2:08.372
78	35.921	2:08.222
169	36.866	2:09.042
779	37.139	2:08.713
33	37.781	2:09.568
188	38.048	2:09.966
22	40.341	2:09.784
73	40.566	2:09.801
228	41.087	2:05.066
624	41.120	2:10.908
231	43.384	2:10.831
5	45.352	2:09.458
85	46.743	2:09.880
168	47.719	2:11.308
8	48.722	2:10.772
19	1:15.948	2:21.060

#### LAP 4 @ 16:18:45.942

NO	BEHIND	LAP TIME
46		1:55.455
15	15.983	1:59.469
82	16.839	1:59.762
30	19.723	2:01.637
961	25.406	2:02.057
511	27.096	2:02.600
2	27.419	2:03.025
37	27.840	2:01.592
661	33.045	2:03.255
132	46.130	2:06.109
169	46.508	2:05.097
78	46.867	2:06.401
779	47.468	2:05.784
188	47.589	2:04.996
33	48.021	2:05.695
22	52.939	2:08.053
624	55.404	2:09.739
231	56.741	2:08.812
5	58.338	2:08.441
85	59.002	2:07.714
168	1:00.190	2:07.926
8	1:03.602	2:10.335
19	1:40.434	2:19.941

#### LAP 5 @ 16:20:41.049

NO	BEHIND	LAP TIME
46		1:55.107
15	19.749	1:58.873
82	20.059	1:58.327
30	28.070	2:03.454
961	32.360	2:02.061
511	35.442	2:03.453
37	35.666	2:02.933
2	35.777	2:03.465
661	44.016	2:06.078
132	55.949	2:04.926
188	56.449	2:03.967
169	56.478	2:05.077
78	58.006	2:06.246

779	58.230	2:05.869
33	58.594	2:05.680
22	1:05.562	2:07.730
624	1:06.418	2:06.121
231	1:10.429	2:08.795
5	1:10.936	2:07.705
85	1:12.180	2:08.285
168	1:12.588	2:07.505
8	1:19.379	2:10.884
19	2:03.982	2:18.655

# BMCRC - MRO Championships 2022 - Rnd 3 @ Snetterton 300

## DART Motorsport MRO 600/GP2 inc Clubman 600

### RACE 12 - SECTOR ANALYSIS



SECTOR 1 = FL to I1, SECTOR 2 = I1 to FL, DIFF = Difference To Personal Best Lap, P = Crossed Finish Line in Pit Lane, D = Time Disallowed

P1 46		Ash BARNES		Yamaha R6 - BARNEY RACING		
IDEAL LAP TIME : 1:54.899		BEST LAP TIME : 1:54.899		DIFFERENCE : 0.000		
LAP	SECTOR 1	SECTOR 2	LAP TIME	MPH	DIFF	TIME OF DAY
1 -		38.417	2:03.843	86.30	8.944	16:12:59.889
2 -	1:17.119	38.580	1:55.699	92.37	0.800	16:14:55.588
3 -	<b>1:16.539</b>	<b>38.360</b>	<b>1:54.899 (1)</b>	<b>93.02</b>		<b>16:16:50.487</b>
4 -	1:17.063	38.392	1:55.455 (3)	92.57	0.556	16:18:45.942
5 -			1:55.107 (2)	92.85	0.208	16:20:41.049

P2 15		Harrison CROSBY		Yamaha YZF - Mum & Dad		
IDEAL LAP TIME : 1:58.642		BEST LAP TIME : 1:58.873		DIFFERENCE : 0.231		
LAP	SECTOR 1	SECTOR 2	LAP TIME	MPH	DIFF	TIME OF DAY
1 -		40.183	2:06.567	84.44	7.694	16:13:02.613
2 -	1:20.030	40.209	2:00.239	88.89	1.366	16:15:02.852
3 -	1:19.930	<b>39.674</b>	1:59.604 (3)	89.36	0.731	16:17:02.456
4 -	1:19.260	40.209	1:59.469 (2)	89.46	0.596	16:19:01.925
5 -	<b>1:18.968</b>	39.905	<b>1:58.873 (1)</b>	<b>89.91</b>		<b>16:21:00.798</b>

P3 82		James BULL		Kawasaki ZX6R 636 - Team Bull Racing		
IDEAL LAP TIME : 1:58.327		BEST LAP TIME : 1:58.327		DIFFERENCE : 0.000		
LAP	SECTOR 1	SECTOR 2	LAP TIME	MPH	DIFF	TIME OF DAY
1 -		40.345	2:06.403	84.55	8.076	16:13:02.449
2 -	1:19.857	40.491	2:00.348	88.80	2.021	16:15:02.797
3 -	1:20.265	39.957	2:00.222 (3)	88.90	1.895	16:17:03.019
4 -	1:19.272	40.490	1:59.762 (2)	89.24	1.435	16:19:02.781
5 -	<b>1:18.806</b>	<b>39.521</b>	<b>1:58.327 (1)</b>	<b>90.32</b>		<b>16:21:01.108</b>

P4 30 C		Owen MELLOR		Kawaski ZX-6 - BDS Motorcycles		
IDEAL LAP TIME : 2:00.363		BEST LAP TIME : 2:00.392		DIFFERENCE : 0.029		
LAP	SECTOR 1	SECTOR 2	LAP TIME	MPH	DIFF	TIME OF DAY
1 -		40.388	2:06.993	84.16	6.601	16:13:03.039
2 -	1:20.195	<b>40.197</b>	<b>2:00.392 (1)</b>	<b>88.77</b>		<b>16:15:03.431</b>
3 -	<b>1:20.166</b>	40.431	2:00.597 (2)	88.62	0.205	16:17:04.028
4 -	1:20.456	41.181	2:01.637 (3)	87.86	1.245	16:19:05.665
5 -	1:22.478	40.976	2:03.454	86.57	3.062	16:21:09.119

P5 961		Jack SIM		Kawasaki ZX6 R - Vanguard Motorsport, Platform Lift Engineers		
IDEAL LAP TIME : 2:01.751		BEST LAP TIME : 2:02.057		DIFFERENCE : 0.306		
LAP	SECTOR 1	SECTOR 2	LAP TIME	MPH	DIFF	TIME OF DAY
1 -		<b>40.693</b>	2:08.019	83.48	5.962	16:13:04.065
2 -	1:21.556	40.888	2:02.444 (3)	87.28	0.387	16:15:06.509
3 -	1:21.717	41.065	2:02.782	87.04	0.725	16:17:09.291
4 -	<b>1:21.058</b>	40.999	<b>2:02.057 (1)</b>	<b>87.56</b>		<b>16:19:11.348</b>
5 -	1:21.121	40.940	2:02.061 (2)	87.56	0.004	16:21:13.409

P6 511 C		Ross CLARKE		Kawasaki ZX600RR - Ross Clarke Farriery		
IDEAL LAP TIME : 2:01.222		BEST LAP TIME : 2:01.432		DIFFERENCE : 0.210		
LAP	SECTOR 1	SECTOR 2	LAP TIME	MPH	DIFF	TIME OF DAY
1 -		41.343	2:10.696	81.77	9.264	16:13:06.742
2 -	<b>1:20.598</b>	40.834	<b>2:01.432 (1)</b>	<b>88.01</b>		<b>16:15:08.174</b>
3 -	1:21.640	<b>40.624</b>	2:02.264 (2)	87.41	0.832	16:17:10.438
4 -	1:21.317	41.283	2:02.600 (3)	87.17	1.168	16:19:13.038
5 -	1:22.225	41.228	2:03.453	86.57	2.021	16:21:16.491

# BMCRC - MRO Championships 2022 - Rnd 3 @ Snetterton 300

## DART Motorsport MRO 600/GP2 inc Clubman 600

### RACE 12 - SECTOR ANALYSIS



SECTOR 1 = FL to I1, SECTOR 2 = I1 to FL, DIFF = Difference To Personal Best Lap, P = Crossed Finish Line in Pit Lane, D = Time Disallowed

P7 37 Alex LATHAM		Triumph DAYTONA - BR-8 / McCrash Racing				
IDEAL LAP TIME : 2:01.592		BEST LAP TIME : 2:01.592		DIFFERENCE : 0.000		
LAP	SECTOR 1	SECTOR 2	LAP TIME	MPH	DIFF	TIME OF DAY
1 -		41.505	2:11.103	81.52	9.511	16:13:07.149
2 -	1:21.567	40.947	2:02.514 (2)	87.23	0.922	16:15:09.663
3 -	1:21.735	40.792	2:02.527 (3)	87.23	0.935	16:17:12.190
4 -	<b>1:20.947</b>	<b>40.645</b>	<b>2:01.592 (1)</b>	<b>87.90</b>		<b>16:19:13.782</b>
5 -	1:21.724	41.209	2:02.933	86.94	1.341	16:21:16.715

P8 2 Andrew GILL		Kawasaki ZX6R -				
IDEAL LAP TIME : 2:02.533		BEST LAP TIME : 2:02.612		DIFFERENCE : 0.079		
LAP	SECTOR 1	SECTOR 2	LAP TIME	MPH	DIFF	TIME OF DAY
1 -		40.894	2:08.912	82.90	6.300	16:13:04.958
2 -	1:21.879	<b>40.887</b>	2:02.766 (2)	87.06	0.154	16:15:07.724
3 -	<b>1:21.646</b>	40.966	<b>2:02.612 (1)</b>	<b>87.16</b>		<b>16:17:10.336</b>
4 -	1:21.990	41.035	2:03.025 (3)	86.87	0.413	16:19:13.361
5 -	1:22.344	41.121	2:03.465	86.56	0.853	16:21:16.826

P9 661 GP2 Cameron HARRIS		Triumph 675R - Harris / Tony Scott Motorsport				
IDEAL LAP TIME : 2:02.770		BEST LAP TIME : 2:03.255		DIFFERENCE : 0.485		
LAP	SECTOR 1	SECTOR 2	LAP TIME	MPH	DIFF	TIME OF DAY
1 -		<b>41.070</b>	2:11.476	81.29	8.221	16:13:07.522
2 -	1:22.748	41.783	2:04.531 (3)	85.82	1.276	16:15:12.053
3 -	1:22.155	41.524	2:03.679 (2)	86.41	0.424	16:17:15.732
4 -	<b>1:21.700</b>	41.555	<b>2:03.255 (1)</b>	<b>86.71</b>		<b>16:19:18.987</b>
5 -	1:23.224	42.854	2:06.078	84.77	2.823	16:21:25.065

P10 132 C Mitchell GILBERT		Suzuki GSXR 600 - The Asap group				
IDEAL LAP TIME : 2:04.230		BEST LAP TIME : 2:04.926		DIFFERENCE : 0.696		
LAP	SECTOR 1	SECTOR 2	LAP TIME	MPH	DIFF	TIME OF DAY
1 -		42.533	2:12.851	80.45	7.925	16:13:08.897
2 -	<b>1:23.031</b>	45.663	2:08.694	83.05	3.768	16:15:17.591
3 -	1:25.341	43.031	2:08.372 (3)	83.25	3.446	16:17:25.963
4 -	1:24.484	41.625	2:06.109 (2)	84.75	1.183	16:19:32.072
5 -	1:23.727	<b>41.199</b>	<b>2:04.926 (1)</b>	<b>85.55</b>		<b>16:21:36.998</b>

P11 188 Dawid KRAWIECKI		Yamaha R6 - Code Blue LTD & D A East Electrical				
IDEAL LAP TIME : 2:03.787		BEST LAP TIME : 2:03.967		DIFFERENCE : 0.180		
LAP	SECTOR 1	SECTOR 2	LAP TIME	MPH	DIFF	TIME OF DAY
1 -		42.948	2:16.776	78.14	12.809	16:13:12.822
2 -	<b>1:22.533</b>	43.214	2:05.747 (3)	84.99	1.780	16:15:18.569
3 -	1:28.238	41.728	2:09.966	82.23	5.999	16:17:28.535
4 -	1:22.643	42.353	2:04.996 (2)	85.50	1.029	16:19:33.531
5 -	1:22.713	<b>41.254</b>	<b>2:03.967 (1)</b>	<b>86.21</b>		<b>16:21:37.498</b>

P12 169 Gareth CUNNINGHAM		Yamaha R6 - Burnham cars ltd				
IDEAL LAP TIME : 2:05.049		BEST LAP TIME : 2:05.077		DIFFERENCE : 0.028		
LAP	SECTOR 1	SECTOR 2	LAP TIME	MPH	DIFF	TIME OF DAY
1 -		43.892	2:12.827	80.46	7.750	16:13:08.873
2 -	1:25.016	44.422	2:09.438	82.57	4.361	16:15:18.311
3 -	1:27.053	41.989	2:09.042 (3)	82.82	3.965	16:17:27.353
4 -	<b>1:23.365</b>	41.732	2:05.097 (2)	85.43	0.020	16:19:32.450
5 -	1:23.393	<b>41.684</b>	<b>2:05.077 (1)</b>	<b>85.45</b>		<b>16:21:37.527</b>

# BMCRC - MRO Championships 2022 - Rnd 3 @ Snetterton 300

## DART Motorsport MRO 600/GP2 inc Clubman 600

### RACE 12 - SECTOR ANALYSIS



SECTOR 1 = FL to I1, SECTOR 2 = I1 to FL, DIFF = Difference To Personal Best Lap, P = Crossed Finish Line in Pit Lane, D = Time Disallowed

P13 78 GP2 Mark EVANS		Harris MOTO 2 - PHG contracting				
IDEAL LAP TIME : 2:05.906		BEST LAP TIME : 2:06.246		DIFFERENCE : 0.340		
LAP	SECTOR 1	SECTOR 2	LAP TIME	MPH	DIFF	TIME OF DAY
1 -		<b>42.279</b>	2:14.500	79.46	8.254	16:13:10.546
2 -	<b>1:23.627</b>	44.013	2:07.640 (3)	83.73	1.394	16:15:18.186
3 -	1:25.202	43.020	2:08.222	83.35	1.976	16:17:26.408
4 -	1:24.068	42.333	2:06.401 (2)	84.55	0.155	16:19:32.809
5 -	1:23.919	42.327	<b>2:06.246 (1)</b>	<b>84.66</b>		<b>16:21:39.055</b>

P14 779 C Terry BRIAN		Yamaha R6 - Two Techs Renault Specialist				
IDEAL LAP TIME : 2:05.117		BEST LAP TIME : 2:05.784		DIFFERENCE : 0.667		
LAP	SECTOR 1	SECTOR 2	LAP TIME	MPH	DIFF	TIME OF DAY
1 -		42.664	2:15.371	78.95	9.587	16:13:11.417
2 -	1:23.755	43.741	2:07.496 (3)	83.83	1.712	16:15:18.913
3 -	1:26.853	<b>41.860</b>	2:08.713	83.03	2.929	16:17:27.626
4 -	<b>1:23.257</b>	42.527	<b>2:05.784 (1)</b>	<b>84.97</b>		<b>16:19:33.410</b>
5 -	1:23.520	42.349	2:05.869 (2)	84.91	0.085	16:21:39.279

P15 33 C Aaren CARPENTER		Kawasaki ZX6R - Slugcrow Racing				
IDEAL LAP TIME : 2:05.412		BEST LAP TIME : 2:05.680		DIFFERENCE : 0.268		
LAP	SECTOR 1	SECTOR 2	LAP TIME	MPH	DIFF	TIME OF DAY
1 -		42.771	2:14.565	79.42	8.885	16:13:10.611
2 -	1:23.958	44.131	2:08.089 (3)	83.44	2.409	16:15:18.700
3 -	1:27.567	42.001	2:09.568	82.49	3.888	16:17:28.268
4 -	1:24.124	<b>41.571</b>	2:05.695 (2)	85.03	0.015	16:19:33.963
5 -	<b>1:23.841</b>	41.839	<b>2:05.680 (1)</b>	<b>85.04</b>		<b>16:21:39.643</b>

P16 22 C Toby TRUNDLE		Yamaha YZF-R6 - Harris Motorcycles - Harlow				
IDEAL LAP TIME : 2:07.594		BEST LAP TIME : 2:07.730		DIFFERENCE : 0.136		
LAP	SECTOR 1	SECTOR 2	LAP TIME	MPH	DIFF	TIME OF DAY
1 -		43.518	2:16.483	78.31	8.753	16:13:12.529
2 -	1:25.018	43.497	2:08.515 (3)	83.16	0.785	16:15:21.044
3 -	1:26.828	<b>42.956</b>	2:09.784	82.35	2.054	16:17:30.828
4 -	1:24.782	43.271	2:08.053 (2)	83.46	0.323	16:19:38.881
5 -	<b>1:24.638</b>	43.092	<b>2:07.730 (1)</b>	<b>83.67</b>		<b>16:21:46.611</b>

P17 624 C Matthew FEDRICK		Yamaha R6 - Matthew Fedrick farriers ltd/ Palmer Race Skool				
IDEAL LAP TIME : 2:06.121		BEST LAP TIME : 2:06.121		DIFFERENCE : 0.000		
LAP	SECTOR 1	SECTOR 2	LAP TIME	MPH	DIFF	TIME OF DAY
1 -		42.634	2:16.426	78.34	10.305	16:13:12.472
2 -	1:25.780	42.447	2:08.227 (2)	83.35	2.106	16:15:20.699
3 -	1:28.628	42.280	2:10.908	81.64	4.787	16:17:31.607
4 -	1:27.418	42.321	2:09.739 (3)	82.38	3.618	16:19:41.346
5 -	<b>1:24.340</b>	<b>41.781</b>	<b>2:06.121 (1)</b>	<b>84.74</b>		<b>16:21:47.467</b>

P18 231 Austin WREN		Triumph DAYTONA 675R - DWAI Racing				
IDEAL LAP TIME : 2:07.914		BEST LAP TIME : 2:08.795		DIFFERENCE : 0.881		
LAP	SECTOR 1	SECTOR 2	LAP TIME	MPH	DIFF	TIME OF DAY
1 -		43.198	2:18.177	77.35	9.382	16:13:14.223
2 -	1:25.989	42.828	2:08.817 (3)	82.97	0.022	16:15:23.040
3 -	1:28.547	<b>42.284</b>	2:10.831	81.69	2.036	16:17:33.871
4 -	1:26.184	42.628	2:08.812 (2)	82.97	0.017	16:19:42.683
5 -	<b>1:25.630</b>	43.165	<b>2:08.795 (1)</b>	<b>82.98</b>		<b>16:21:51.478</b>



# BMCRC - MRO Championships 2022 - Rnd 3 @ Snetterton 300

DART Motorsport MRO 600/GP2 inc Clubman 600

## RACE 12 - SECTOR ANALYSIS



SECTOR 1 = FL to I1, SECTOR 2 = I1 to FL, DIFF = Difference To Personal Best Lap, P = Crossed Finish Line in Pit Lane, D = Time Disallowed

P19 5		John REYNOLDS		Yamaha R6 - Fins Motorcycles		
IDEAL LAP TIME : 2:05.558		BEST LAP TIME : 2:07.705		DIFFERENCE : 2.147		
LAP	SECTOR 1	SECTOR 2	LAP TIME	MPH	DIFF	TIME OF DAY
1 -		<b>42.026</b>	2:13.309	80.17	5.604	16:13:09.355
2 -	<b>1:23.532</b>	53.494	2:17.026	78.00	9.321	16:15:26.381
3 -	1:26.272	43.186	2:09.458 (3)	82.56	1.753	16:17:35.839
4 -	1:25.580	42.861	2:08.441 (2)	83.21	0.736	16:19:44.280
5 -	1:24.921	42.784	<b>2:07.705 (1)</b>	<b>83.69</b>		<b>16:21:51.985</b>

P20 85		James ROBINSON		Yamaha R6 - Claire Palastanga Ceramics		
IDEAL LAP TIME : 2:07.714		BEST LAP TIME : 2:07.714		DIFFERENCE : 0.000		
LAP	SECTOR 1	SECTOR 2	LAP TIME	MPH	DIFF	TIME OF DAY
1 -		43.268	2:19.511	76.61	11.797	16:13:15.557
2 -	1:27.434	44.359	2:11.793	81.09	4.079	16:15:27.350
3 -	1:26.686	43.194	2:09.880 (3)	82.29	2.166	16:17:37.230
4 -	<b>1:25.336</b>	<b>42.378</b>	<b>2:07.714 (1)</b>	<b>83.68</b>		<b>16:19:44.944</b>
5 -	1:25.602	42.683	2:08.285 (2)	83.31	0.571	16:21:53.229

P21 168 C		Aaron DALRYMPLE		Yamaha R6 - Team Xclusiv		
IDEAL LAP TIME : 2:07.505		BEST LAP TIME : 2:07.505		DIFFERENCE : 0.000		
LAP	SECTOR 1	SECTOR 2	LAP TIME	MPH	DIFF	TIME OF DAY
1 -		43.446	2:19.282	76.73	11.777	16:13:15.328
2 -	1:26.699	44.871	2:11.570	81.23	4.065	16:15:26.898
3 -	1:27.981	43.327	2:11.308 (3)	81.39	3.803	16:17:38.206
4 -	1:25.254	42.672	2:07.926 (2)	83.54	0.421	16:19:46.132
5 -	<b>1:25.105</b>	<b>42.400</b>	<b>2:07.505 (1)</b>	<b>83.82</b>		<b>16:21:53.637</b>

P22 8 C		Dave SAUNDERS		Honda CBR600 - Mum/Dad/JW MOT/Parks Utility		
IDEAL LAP TIME : 2:10.149		BEST LAP TIME : 2:10.335		DIFFERENCE : 0.186		
LAP	SECTOR 1	SECTOR 2	LAP TIME	MPH	DIFF	TIME OF DAY
1 -		43.933	2:21.379	75.59	11.044	16:13:17.425
2 -	1:27.036	43.976	2:11.012	81.58	0.677	16:15:28.437
3 -	<b>1:26.530</b>	44.242	2:10.772 (2)	81.73	0.437	16:17:39.209
4 -	1:26.716	<b>43.619</b>	<b>2:10.335 (1)</b>	<b>82.00</b>		<b>16:19:49.544</b>
5 -	1:26.608	44.276	2:10.884 (3)	81.66	0.549	16:22:00.428

P23 19 C		Michael REGAN		Yamaha YZF-R6 - North weald motorcycles		
IDEAL LAP TIME : 2:18.655		BEST LAP TIME : 2:18.655		DIFFERENCE : 0.000		
LAP	SECTOR 1	SECTOR 2	LAP TIME	MPH	DIFF	TIME OF DAY
1 -		48.026	2:28.093	72.17	9.438	16:13:24.139
2 -	1:33.304	47.932	2:21.236	75.67	2.581	16:15:45.375
3 -	1:34.326	46.734	2:21.060 (3)	75.76	2.405	16:18:06.435
4 -	1:33.373	46.568	2:19.941 (2)	76.37	1.286	16:20:26.376
5 -	<b>1:32.459</b>	<b>46.196</b>	<b>2:18.655 (1)</b>	<b>77.08</b>		<b>16:22:45.031</b>

P24 73 C		Jamie THOMAS		Yamaha R6 - Team RubyRacing		
IDEAL LAP TIME : 2:08.375		BEST LAP TIME : 2:08.375		DIFFERENCE : 0.000		
LAP	SECTOR 1	SECTOR 2	LAP TIME	MPH	DIFF	TIME OF DAY
1 -		43.037	2:16.831	78.11	8.456	16:13:12.877
2 -	<b>1:25.843</b>	<b>42.532</b>	<b>2:08.375 (1)</b>	<b>83.25</b>		<b>16:15:21.252</b>
3 -	1:27.220	42.581	2:09.801 (2)	82.34	1.426	16:17:31.053

# BMCRC - MRO Championships 2022 - Rnd 3 @ Snetterton 300

## DART Motorsport MRO 600/GP2 inc Clubman 600

### RACE 12 - SECTOR ANALYSIS



SECTOR 1 = FL to I1, SECTOR 2 = I1 to FL, DIFF = Difference To Personal Best Lap, P = Crossed Finish Line in Pit Lane, D = Time Disallowed

<b>P25 228 C Paul McFADDEN</b>		Kawasaki ZX636 - T.McFadden Plant Ltd				
IDEAL LAP TIME : 2:05.066		BEST LAP TIME : 2:05.066		DIFFERENCE : 0.000		
LAP	SECTOR 1	SECTOR 2	LAP TIME	MPH	DIFF	TIME OF DAY
1 -		42.937	2:20.130	76.27	15.064	16:13:16.176
2 -	1:25.997	44.335	2:10.332 (2)	82.00	5.266	16:15:26.508
3 -	<b>1:23.770</b>	<b>41.296</b>	<b>2:05.066 (1)</b>	<b>85.45</b>		<b>16:17:31.574</b>

<b>P26 13 Doug EDMONDSON</b>		Triumph DAYTONA - Ginger Bloke				
IDEAL LAP TIME : 2:03.272		BEST LAP TIME : 2:03.272		DIFFERENCE : 0.000		
LAP	SECTOR 1	SECTOR 2	LAP TIME	MPH	DIFF	TIME OF DAY
1 -		42.022	2:10.782	81.72	7.510	16:13:06.828
2 -	<b>1:21.883</b>	<b>41.389</b>	<b>2:03.272 (1)</b>	<b>86.70</b>		<b>16:15:10.100</b>

<b>P27 63 C Robert BUSH</b>		Suzuki GSXR 600 - Legacy Racing				
IDEAL LAP TIME : 2:42.960		BEST LAP TIME : 2:44.509		DIFFERENCE : 1.549		
LAP	SECTOR 1	SECTOR 2	LAP TIME	MPH	DIFF	TIME OF DAY
1 -		56.614	2:51.199	62.43	6.690	16:13:47.245
2 -	1:48.982	<b>55.527</b>	<b>2:44.509 (1)</b>	<b>64.96</b>		<b>16:16:31.754</b>

# BMCRC - MRO Championships 2022 - Rnd 3 @ Snetterton 300

## DART Motorsport MRO 600/GP2 inc Clubman 600

### RACE 12 - BEST SECTORS

SECTOR 1			SECTOR 2			IDEAL / BEST COMPARISON						
POS	NO	NAME	TIME	NO	NAME	TIME	POS	NO	NAME	IDEAL	BEST	DIFF
									<b>PERFECT LAP</b>	<b>1:54.899</b>		
1	46	BARNES	1:16.539	46	BARNES	38.360	1	46	BARNES	1:54.899	1:54.899	0.000
2	82	BULL	1:18.806	82	BULL	39.521	2	82	BULL	1:58.327	1:58.327	0.000
3	15	CROSBY	1:18.968	15	CROSBY	39.674	3	15	CROSBY	1:58.642	1:58.873	0.231
4	30	MELLOR	1:20.166	30	MELLOR	40.197	4	30	MELLOR	2:00.363	2:00.392	0.029
5	511	CLARKE	1:20.598	511	CLARKE	40.624	5	511	CLARKE	2:01.222	2:01.432	0.210
6	37	LATHAM	1:20.947	37	LATHAM	40.645	6	37	LATHAM	2:01.592	2:01.592	0.000
7	961	SIM	1:21.058	961	SIM	40.693	7	961	SIM	2:01.751	2:02.057	0.306
8	2	GILL	1:21.646	2	GILL	40.887	8	2	GILL	2:02.533	2:02.612	0.079
9	661	HARRIS	1:21.700	661	HARRIS	41.070	9	661	HARRIS	2:02.770	2:03.255	0.485
10	13	EDMONDSON	1:21.883	132	GILBERT	41.199	10	13	EDMONDSON	2:03.272	2:03.272	0.000
11	188	KRAWIECKI	1:22.533	188	KRAWIECKI	41.254	11	188	KRAWIECKI	2:03.787	2:03.967	0.180
12	132	GILBERT	1:23.031	228	McFADDEN	41.296	12	132	GILBERT	2:04.230	2:04.926	0.696
13	779	BRIAN	1:23.257	13	EDMONDSON	41.389	13	169	CUNNINGHAM	2:05.049	2:05.077	0.028
14	169	CUNNINGHAM	1:23.365	33	CARPENTER	41.571	14	228	McFADDEN	2:05.066	2:05.066	0.000
15	5	REYNOLDS	1:23.532	169	CUNNINGHAM	41.684	15	779	BRIAN	2:05.117	2:05.784	0.667
16	78	EVANS	1:23.627	624	FEDRICK	41.781	16	33	CARPENTER	2:05.412	2:05.680	0.268
17	228	McFADDEN	1:23.770	779	BRIAN	41.860	17	5	REYNOLDS	2:05.558	2:07.705	2.147
18	33	CARPENTER	1:23.841	5	REYNOLDS	42.026	18	78	EVANS	2:05.906	2:06.246	0.340
19	624	FEDRICK	1:24.340	78	EVANS	42.279	19	624	FEDRICK	2:06.121	2:06.121	0.000
20	22	TRUNDLE	1:24.638	231	WREN	42.284	20	168	DALRYMPLE	2:07.505	2:07.505	0.000
21	168	DALRYMPLE	1:25.105	85	ROBINSON	42.378	21	22	TRUNDLE	2:07.594	2:07.730	0.136
22	85	ROBINSON	1:25.336	168	DALRYMPLE	42.400	22	85	ROBINSON	2:07.714	2:07.714	0.000
23	231	WREN	1:25.630	73	THOMAS	42.532	23	231	WREN	2:07.914	2:08.795	0.881
24	73	THOMAS	1:25.843	22	TRUNDLE	42.956	24	73	THOMAS	2:08.375	2:08.375	0.000
25	8	SAUNDERS	1:26.530	8	SAUNDERS	43.619	25	8	SAUNDERS	2:10.149	2:10.335	0.186
26	19	REGAN	1:32.459	19	REGAN	46.196	26	19	REGAN	2:18.655	2:18.655	0.000
27	63	BUSH	1:47.433	63	BUSH	55.527	27	63	BUSH	2:42.960	2:44.509	1.549
28												
29												

# BMCRC - MRO Championships 2022 - Rnd 3 @ Snetterton 300

## DART Motorsport MRO 600/GP2 inc Clubman 600

### RACE 12 - STATISTICS

**Competitors Started** 29  
**Planned Start** 2022-05-07 @ 16:05:00.000  
**Actual Start** 2022-05-07 @ 16:10:56.045  
**Finish Time** 2022-05-07 @ 16:20:41.048  
**Track Length** 2.9689mi.  
**Total Laps** 125  
**Total Distance Covered** 371.1139mi.

#### Session Fastest Lap History

NO	CL	NAME	LAP TIME	TIME OF DAY	LAP	VEHICLE
46		Ash BARNES	<b>1:55.699</b>	16:14:55.605	2	Yamaha R6
46		Ash BARNES	<b>1:54.899</b>	16:16:50.485	3	Yamaha R6

#### Session Leader History

NO	CL	NAME	FROM LAP	LAPS LED	DISTANCE	VEHICLE
46		Ash BARNES	1	5	14.84 miles	Yamaha R6

#### Flag History

TYPE	TIME OF DAY
GREEN	16:10:56.045
FINISH	16:20:41.048

#### Flag Statistics

TYPE	COUNT	TOTAL LAPS	TOTAL TIME
Green	1	5	11:53.354
Red	0	0	0.000
Safety Car	0	0	0.000
FCY	0	0	0.000

# BMCRC - MRO Championships 2022 - Rnd 3 @ Snetterton 300

## DART Motorsport MRO 600/GP2 inc Clubman 600

### RACE 12 - STATISTICS

**CLASS :**

14 Starters

#### Fastest Lap History

NO	NAME	LAP TIME	TIME OF DAY	LAP	VEHICLE
46	Ash BARNES	1:55.699	16:14:55.605	2	Yamaha R6
46	Ash BARNES	1:54.899	16:16:50.485	3	Yamaha R6

#### Leader History

NO	NAME	FROM LAP	LAPS LED	DISTANCE	VEHICLE
46	Ash BARNES	1	5	14.84 miles	Yamaha R6

# BMCRC - MRO Championships 2022 - Rnd 3 @ Snetterton 300

DART Motorsport MRO 600/GP2 inc Clubman 600

## RACE 12 - STATISTICS

**CLASS : C**

13 Starters

### Fastest Lap History

NO	NAME	LAP TIME	TIME OF DAY	LAP	VEHICLE
30	Owen MELLOR	2:00.392	16:15:03.454	2	Kawaski ZX-6

### Leader History

NO	NAME	FROM LAP	LAPS LED	DISTANCE	VEHICLE
30	Owen MELLOR	1	5	14.84 miles	Kawaski ZX-6

# BMCRC - MRO Championships 2022 - Rnd 3 @ Snetterton 300

## DART Motorsport MRO 600/GP2 inc Clubman 600

### RACE 12 - STATISTICS

**CLASS : GP2**

2 Starters

#### Fastest Lap History

NO	NAME	LAP TIME	TIME OF DAY	LAP	VEHICLE
661	Cameron HARRIS	2:04.531	16:15:12.056	2	Triumph 675R
661	Cameron HARRIS	2:03.679	16:17:15.734	3	Triumph 675R
661	Cameron HARRIS	2:03.255	16:19:18.990	4	Triumph 675R

#### Leader History

NO	NAME	FROM LAP	LAPS LED	DISTANCE	VEHICLE
661	Cameron HARRIS	1	5	14.84 miles	Triumph 675R

# BMCRC - MRO Championships 2022 - Rnd 3 @ Snetterton 300



## DART Motorsport MRO 600/GP2 inc Clubman 600

### RACE 2 - GRID (7 Laps)

ROW 11	33	212	Matt PALLETT	32	144	Nick CRONIN	31	45	Jake MARSH
ROW 10	30	79	Thomas GARNER	29	63	Robert BUSH	28	19	Michael REGAN
ROW 9	27	8	Dave SAUNDERS	26	231	Austin WREN	25	73	Jamie THOMAS
ROW 8	24	22	Toby TRUNDLE	23	85	James ROBINSON	22	5	John REYNOLDS
ROW 7	21	168	Aaron DALRYMPLE	20	78	Mark EVANS	19	3	Joey LAMB DEN
ROW 6	18	27	James McLAREN	17	624	Matthew FEDRICK	16	779	Terry BRIAN
ROW 5	15	33	Aaren CARPENTER	14	169	Gareth CUNNINGHAM	13	228	Paul McFADDEN
ROW 4	12	132	Mitchell GILBERT	11	188	Dawid KRAWIECKI	10	13	Doug EDMONDSON
ROW 3	9	661	Cameron HARRIS	8	2	Andrew GILL	7	961	Jack SIM
ROW 2	6	37	Alex LATHAM	5	511	Ross CLARKE	4	30	Owen MELLOR
ROW 1	3	15	Harrison CROSBY	2	82	James BULL	1	46	Ash BARNES
<b>Pole</b>									

Snetterton 300: 2.9689 miles

These results are provisional until the conclusion of any judicial and technical matters.

Clerk Of Course :	Stewards :	Timekeeper : Craig Smith
-------------------	------------	--------------------------

Results can be found at [www.tsl-timing.com](http://www.tsl-timing.com)

Printed - 16:25 Saturday, 07 May 2022





# BMCRC - MRO Championships 2022 - Rnd 3 @ Snetterton 300



## DART Motorsport MRO 600/GP2 inc Clubman 600

### RACE 2 - CLASSIFICATION

POS	NO	CL	PIC NAME	ENTRY	LAPS	TIME	GAP	DIFF	MPH	BEST	ON
1	46		Ash BARNES	Yamaha R6 - BARNEY RACING	4	7:48.541			91.24	1:54.641	3
2	82		James BULL	Kawasaki ZX6R 636 - Team Bull Racing	4	8:00.861	12.320	12.320	88.90	1:58.836	3
3	15		Harrison CROSBY	Yamaha YZF - Mum & Dad	4	8:00.974	12.433	0.113	88.88	1:57.908	4
4	30	C	Owen MELLOR	Kawaski ZX-6 - BDS Motorcycles	4	8:01.478	12.937	0.504	88.79	1:58.720	4
5	661	GP2	Cameron HARRIS	Triumph 675R - Harris / Tony Scott Motorsport	4	8:10.264	21.723	8.786	87.20	2:00.560	2
6	37		Alex LATHAM	Triumph DAYTONA - BR-8 / McCrash Racing	4	8:10.364	21.823	0.100	87.18	2:00.393	3
7	188		Dawid KRAWIECKI	Yamaha R6 - Code Blue LTD & D A East Electrical	4	8:11.596	23.055	1.232	86.96	1:59.791	4
8	169		Gareth CUNNINGHAM	Yamaha R6 - Burnham cars ltd	4	8:18.365	29.824	6.769	85.78	2:02.527	2
9	3		Joey LAMB DEN	Kawasaki ZX600 RBF -	4	8:18.923	30.382	0.558	85.68	2:01.883	4
10	2		Andrew GILL	Kawasaki ZX6R -	4	8:22.466	33.925	3.543	85.08	2:02.849	3
11	27		James McLAREN	Yamaha R6 - MKM building supplies	4	8:22.555	34.014	0.089	85.06	2:01.876	4
12	779	C	Terry BRIAN	Yamaha R6 - Two Techs Renault Specialist	4	8:24.630	36.089	2.075	84.72	2:02.836	4
13	132	C	Mitchell GILBERT	Suzuki GSXR 600 - The Asap group	4	8:25.094	36.553	0.464	84.64	2:03.221	4
14	5		John REYNOLDS	Yamaha R6 - Fins Motorcycles	4	8:25.382	36.841	0.288	84.59	2:03.484	4
15	961		Jack SIM	Kawasaki ZX6 R - Vanguard Motorsport, Platform L	4	8:25.878	37.337	0.496	84.51	2:02.656	4
16	13		Doug EDMONDSON	Triumph DAYTONA - Ginger Bloke	4	8:26.710	38.169	0.832	84.37	2:04.175	4
17	33	C	Aaren CARPENTER	Kawasaki ZX6R - Slugrow Racing	4	8:32.976	44.435	6.266	83.34	2:04.419	3
18	78*	GP2	Mark EVANS	Harris MOTO 2 - PHG contracting	4	8:38.024	49.483	5.048	82.52	2:03.719	4
19	168	C	Aaron DALRYMPLE	Yamaha R6 - Team Xclusiv	4	8:39.078	50.537	1.054	82.36	2:06.383	3
20	73	C	Jamie THOMAS	Yamaha R6 - Team RubyRacing	4	8:39.300	50.759	0.222	82.32	2:07.178	4
21	231		Austin WREN	Triumph DAYTONA 675R - DWAI Racing	4	8:42.442	53.901	3.142	81.83	2:07.947	3
22	8	C	Dave SAUNDERS	Honda CBR600 - Mum/Dad/JW MOT/Parks Utility	4	8:48.798	1:00.257	6.356	80.84	2:08.590	4
23	19	C	Michael REGAN	Yamaha YZF-R6 - North weald motorcycles	4	9:27.762	1:39.221	38.964	75.29	2:19.996	4
24	63	C	Robert BUSH	Suzuki GSXR 600 - Legacy Racing	3	8:16.021	1 Lap	1 Lap	64.64	2:40.919	3

#### NOT CLASSIFIED

DNF	511	C	Ross CLARKE	Kawasaki ZX600RR - Ross Clarke Farriery	4	8:20.671	32.130	0.000	85.38	2:02.648	4
DNF	22	C	Toby TRUNDLE	Yamaha YZF-R6 - Harris Motorcycles - Harlow	4	8:38.154	49.613	17.483	82.50	2:06.052	4
DNF	228	C	Paul McFADDEN	Kawasaki ZX636 - T.McFadden Plant Ltd	0						

#### NOT STARTED

NS	85		James ROBINSON	Yamaha R6 - Claire Palastanga Ceramics							
----	----	--	----------------	--	--	--	--	--	--	--	--

#### FASTEST LAP

46			Ash BARNES	Yamaha R6 - BARNEY RACING	3	1:54.641		93.23 mph		150.04 kph	
30	C		Owen MELLOR	Kawaski ZX-6 - BDS Motorcycles	4	1:58.720		90.02 mph		144.88 kph	
661	GP2		Cameron HARRIS	Triumph 675R - Harris / Tony Scott Motorsport	2	2:00.560		88.65 mph		142.67 kph	

\* No. 78 - 10 second penalty - jump start

Class - 92.5% of Race Speed = 84.39 mph

Class C - 92.5% of Race Speed = 82.13 mph

Class GP2 - 92.5% of Race Speed = 80.66 mph

Red Flag (end of session): 10:00

Race Distance: 4 Laps / 11.87 miles

Snetterton 300: 2.9689 miles

Date: 08/05/2022 Start: 09:51 Finish: 00:00

Weather / Track : Bright / Dry

These results are provisional until the conclusion of any judicial and technical matters.

Clerk Of Course :	Stewards :	Timekeeper : Craig Smith
-------------------	------------	--------------------------

Results can be found at [www.tsl-timing.com](http://www.tsl-timing.com)

Printed - 10:12 Sunday, 08 May 2022



# BMCRC - MRO Championships 2022 - Rnd 3 @ Snetterton 300

## DART Motorsport MRO 600/GP2 inc Clubman 600

### RACE 2 - LAP CHART

#### LAP 1 @ 09:53:25.634

NO	BEHIND	LAP TIME
46		2:01.619
82	2.401	2:04.020
30	3.105	2:04.724
15	3.166	2:04.785
661	5.938	2:07.557
37	6.146	2:07.765
511	8.364	2:09.983
188	8.473	2:10.092
169	8.573	2:10.192
3	9.065	2:10.684
132	10.005	2:11.624
2	10.321	2:11.940
779	10.743	2:12.362
13	11.452	2:13.071
27	11.552	2:13.171
33	11.638	2:13.257
961	11.665	2:13.284
5	11.763	2:13.382
78	12.396	2:14.015
22	14.323	2:15.942
73	15.020	2:16.639
168	15.421	2:17.040
231	16.525	2:18.144
8	19.465	2:21.084
19	25.159	2:26.778
63	50.667	2:52.286

#### LAP 2 @ 09:55:21.091

NO	BEHIND	LAP TIME
46		1:55.457
82	6.038	1:59.094
15	6.218	1:58.509
30	6.567	1:58.919
661	11.041	2:00.560
37	11.485	2:00.796
188	14.445	2:01.429
169	15.643	2:02.527
511	17.424	2:04.517
3	17.847	2:04.239
2	19.409	2:04.545
132	19.748	2:05.200
779	19.951	2:04.665
27	20.150	2:04.055
13	21.026	2:05.031
5	21.115	2:04.809
33	21.798	2:05.617
78	22.796	2:05.857
961	23.044	2:06.836
168	27.108	2:07.144
22	27.218	2:08.352
73	27.850	2:08.287
231	29.218	2:08.150
8	33.722	2:09.714
19	49.961	2:20.259
63	1:38.026	2:42.816

#### LAP 3 @ 09:57:15.732

NO	BEHIND	LAP TIME
46		1:54.641
82	10.233	1:58.836
30	11.041	1:59.115
15	11.349	1:59.772

661	17.102	2:00.702
37	17.237	2:00.393
188	20.088	2:00.284
169	23.903	2:02.901
3	25.323	2:02.117
511	26.306	2:03.523
2	27.617	2:02.849
27	28.962	2:03.453
779	30.077	2:04.767
132	30.156	2:05.049
5	30.181	2:03.707
13	30.818	2:04.433
961	31.505	2:03.102
33	31.576	2:04.419
78	32.588	2:04.433
168	38.850	2:06.383
22	40.385	2:07.808
73	40.405	2:07.196
231	42.524	2:07.947
8	48.491	2:09.410
19	1:16.049	2:20.729

#### LAP 4 @ 09:59:12.556

NO	BEHIND	LAP TIME
46		1:56.824
82	12.320	1:58.911
15	12.433	1:57.908
30	12.937	1:58.720
661	21.723	2:01.445
37	21.823	2:01.410
188	23.055	1:59.791
63	1 Lap	2:40.919
169	29.824	2:02.745
3	30.382	2:01.883
511	32.130	2:02.648
2	33.925	2:03.132
27	34.014	2:01.876
779	36.089	2:02.836
132	36.553	2:03.221
5	36.841	2:03.484
961	37.337	2:02.656
13	38.169	2:04.175
78	39.483	2:03.719
33	44.435	2:09.683
22	49.613	2:06.052
168	50.537	2:08.511
73	50.759	2:07.178
231	53.901	2:08.201
8	1:00.257	2:08.590
19	1:39.221	2:19.996

# BMCRC - MRO Championships 2022 - Rnd 3 @ Snetterton 300

## DART Motorsport MRO 600/GP2 inc Clubman 600

### RACE 2 - SECTOR ANALYSIS



SECTOR 1 = FL to I1, SECTOR 2 = I1 to FL, DIFF = Difference To Personal Best Lap, P = Crossed Finish Line in Pit Lane, D = Time Disallowed

P1 46		Ash BARNES		Yamaha R6 - BARNEY RACING		
IDEAL LAP TIME : 1:54.641		BEST LAP TIME : 1:54.641		DIFFERENCE : 0.000		
LAP	SECTOR 1	SECTOR 2	LAP TIME	MPH	DIFF	TIME OF DAY
1 -		38.659	2:01.619	87.88	6.978	09:53:25.634
2 -	1:17.094	38.363	1:55.457 (2)	92.57	0.816	09:55:21.091
3 -	<b>1:16.518</b>	<b>38.123</b>	<b>1:54.641 (1)</b>	<b>93.23</b>		<b>09:57:15.732</b>
4 -	1:18.173	38.651	1:56.824 (3)	91.48	2.183	09:59:12.556

P2 82		James BULL		Kawasaki ZX6R 636 - Team Bull Racing		
IDEAL LAP TIME : 1:58.636		BEST LAP TIME : 1:58.836		DIFFERENCE : 0.200		
LAP	SECTOR 1	SECTOR 2	LAP TIME	MPH	DIFF	TIME OF DAY
1 -		<b>39.742</b>	2:04.020	86.17	5.184	09:53:28.035
2 -	1:19.159	39.935	1:59.094 (3)	89.74	0.258	09:55:27.129
3 -	1:19.006	39.830	<b>1:58.836 (1)</b>	<b>89.93</b>		<b>09:57:25.965</b>
4 -	1:19.158	39.753	1:58.911 (2)	89.88	0.075	09:59:24.876

P3 15		Harrison CROSBY		Yamaha YZF - Mum & Dad		
IDEAL LAP TIME : 1:57.850		BEST LAP TIME : 1:57.908		DIFFERENCE : 0.058		
LAP	SECTOR 1	SECTOR 2	LAP TIME	MPH	DIFF	TIME OF DAY
1 -		39.657	2:04.785	85.65	6.877	09:53:28.800
2 -	1:18.907	39.602	1:58.509 (2)	90.18	0.601	09:55:27.309
3 -	1:20.394	39.378	1:59.772 (3)	89.23	1.864	09:57:27.081
4 -	1:18.562	<b>39.346</b>	<b>1:57.908 (1)</b>	<b>90.64</b>		<b>09:59:24.989</b>

P4 30 C		Owen MELLOR		Kawaski ZX-6 - BDS Motorcycles		
IDEAL LAP TIME : 1:58.411		BEST LAP TIME : 1:58.720		DIFFERENCE : 0.309		
LAP	SECTOR 1	SECTOR 2	LAP TIME	MPH	DIFF	TIME OF DAY
1 -		39.846	2:04.724	85.69	6.004	09:53:28.739
2 -	1:19.401	<b>39.518</b>	1:58.919 (2)	89.87	0.199	09:55:27.658
3 -	1:19.454	39.661	1:59.115 (3)	89.72	0.395	09:57:26.773
4 -	<b>1:18.893</b>	39.827	<b>1:58.720 (1)</b>	<b>90.02</b>		<b>09:59:25.493</b>

P5 661 GP2		Cameron HARRIS		Triumph 675R - Harris / Tony Scott Motorsport		
IDEAL LAP TIME : 2:00.344		BEST LAP TIME : 2:00.560		DIFFERENCE : 0.216		
LAP	SECTOR 1	SECTOR 2	LAP TIME	MPH	DIFF	TIME OF DAY
1 -		40.581	2:07.557	83.79	6.997	09:53:31.572
2 -	1:20.132	<b>40.428</b>	<b>2:00.560 (1)</b>	<b>88.65</b>		<b>09:55:32.132</b>
3 -	<b>1:19.916</b>	40.786	2:00.702 (2)	88.54	0.142	09:57:32.834
4 -	1:20.711	40.734	2:01.445 (3)	88.00	0.885	09:59:34.279

P6 37		Alex LATHAM		Triumph DAYTONA - BR-8 / McCrash Racing		
IDEAL LAP TIME : 2:00.375		BEST LAP TIME : 2:00.393		DIFFERENCE : 0.018		
LAP	SECTOR 1	SECTOR 2	LAP TIME	MPH	DIFF	TIME OF DAY
1 -		40.755	2:07.765	83.65	7.372	09:53:31.780
2 -	<b>1:20.025</b>	40.771	2:00.796 (2)	88.48	0.403	09:55:32.576
3 -	1:20.043	<b>40.350</b>	<b>2:00.393 (1)</b>	<b>88.77</b>		<b>09:57:32.969</b>
4 -	1:20.692	40.718	2:01.410 (3)	88.03	1.017	09:59:34.379

P7 188		Dawid KRAWIECKI		Yamaha R6 - Code Blue LTD & D A East Electrical		
IDEAL LAP TIME : 1:59.791		BEST LAP TIME : 1:59.791		DIFFERENCE : 0.000		
LAP	SECTOR 1	SECTOR 2	LAP TIME	MPH	DIFF	TIME OF DAY
1 -		41.358	2:10.092	82.15	10.301	09:53:34.107
2 -	1:21.200	40.229	2:01.429 (3)	88.01	1.638	09:55:35.536
3 -	1:20.528	39.756	2:00.284 (2)	88.85	0.493	09:57:35.820
4 -	<b>1:20.082</b>	<b>39.709</b>	<b>1:59.791 (1)</b>	<b>89.22</b>		<b>09:59:35.611</b>

# BMCRC - MRO Championships 2022 - Rnd 3 @ Snetterton 300

## DART Motorsport MRO 600/GP2 inc Clubman 600

### RACE 2 - SECTOR ANALYSIS



SECTOR 1 = FL to I1, SECTOR 2 = I1 to FL, DIFF = Difference To Personal Best Lap, P = Crossed Finish Line in Pit Lane, D = Time Disallowed

P8 169		Gareth CUNNINGHAM		Yamaha R6 - Burnham cars ltd		
IDEAL LAP TIME : 2:02.506		BEST LAP TIME : 2:02.527		DIFFERENCE : 0.021		
LAP	SECTOR 1	SECTOR 2	LAP TIME	MPH	DIFF	TIME OF DAY
1 -		41.465	2:10.192	82.09	7.665	09:53:34.207
2 -	1:21.636	<b>40.891</b>	<b>2:02.527 (1)</b>	<b>87.23</b>		<b>09:55:36.734</b>
3 -	<b>1:21.615</b>	41.286	2:02.901 (3)	86.96	0.374	09:57:39.635
4 -	1:21.726	41.019	2:02.745 (2)	87.07	0.218	09:59:42.380

P9 3		Joey LAMBDEN		Kawasaki ZX600 RBF -		
IDEAL LAP TIME : 2:01.669		BEST LAP TIME : 2:01.883		DIFFERENCE : 0.214		
LAP	SECTOR 1	SECTOR 2	LAP TIME	MPH	DIFF	TIME OF DAY
1 -		41.346	2:10.684	81.78	8.801	09:53:34.699
2 -	1:22.648	41.591	2:04.239 (3)	86.02	2.356	09:55:38.938
3 -	1:21.451	<b>40.666</b>	2:02.117 (2)	87.52	0.234	09:57:41.055
4 -	<b>1:21.003</b>	40.880	<b>2:01.883 (1)</b>	<b>87.69</b>		<b>09:59:42.938</b>

P10 2		Andrew GILL		Kawasaki ZX6R -		
IDEAL LAP TIME : 2:02.719		BEST LAP TIME : 2:02.849		DIFFERENCE : 0.130		
LAP	SECTOR 1	SECTOR 2	LAP TIME	MPH	DIFF	TIME OF DAY
1 -		42.375	2:11.940	81.00	9.091	09:53:35.955
2 -	1:23.289	41.256	2:04.545 (3)	85.81	1.696	09:55:40.500
3 -	<b>1:21.686</b>	41.163	<b>2:02.849 (1)</b>	<b>87.00</b>		<b>09:57:43.349</b>
4 -	1:22.099	<b>41.033</b>	2:03.132 (2)	86.80	0.283	09:59:46.481

P11 27		James McLAREN		Yamaha R6 - MKM building supplies		
IDEAL LAP TIME : 2:01.876		BEST LAP TIME : 2:01.876		DIFFERENCE : 0.000		
LAP	SECTOR 1	SECTOR 2	LAP TIME	MPH	DIFF	TIME OF DAY
1 -		42.329	2:13.171	80.25	11.295	09:53:37.186
2 -	1:22.605	41.450	2:04.055 (3)	86.15	2.179	09:55:41.241
3 -	1:22.345	41.108	2:03.453 (2)	86.57	1.577	09:57:44.694
4 -	<b>1:21.119</b>	<b>40.757</b>	<b>2:01.876 (1)</b>	<b>87.69</b>		<b>09:59:46.570</b>

P12 779 C		Terry BRIAN		Yamaha R6 - Two Techs Renault Specialist		
IDEAL LAP TIME : 2:02.836		BEST LAP TIME : 2:02.836		DIFFERENCE : 0.000		
LAP	SECTOR 1	SECTOR 2	LAP TIME	MPH	DIFF	TIME OF DAY
1 -		42.246	2:12.362	80.74	9.526	09:53:36.377
2 -	1:22.954	41.711	2:04.665 (2)	85.73	1.829	09:55:41.042
3 -	1:22.731	42.036	2:04.767 (3)	85.66	1.931	09:57:45.809
4 -	<b>1:21.616</b>	<b>41.220</b>	<b>2:02.836 (1)</b>	<b>87.01</b>		<b>09:59:48.645</b>

P13 132 C		Mitchell GILBERT		Suzuki GSXR 600 - The Asap group		
IDEAL LAP TIME : 2:03.221		BEST LAP TIME : 2:03.221		DIFFERENCE : 0.000		
LAP	SECTOR 1	SECTOR 2	LAP TIME	MPH	DIFF	TIME OF DAY
1 -		41.584	2:11.624	81.20	8.403	09:53:35.639
2 -	1:23.597	41.603	2:05.200 (3)	85.36	1.979	09:55:40.839
3 -	1:22.809	42.240	2:05.049 (2)	85.47	1.828	09:57:45.888
4 -	<b>1:22.242</b>	<b>40.979</b>	<b>2:03.221 (1)</b>	<b>86.73</b>		<b>09:59:49.109</b>

P14 5		John REYNOLDS		Yamaha R6 - Fins Motorcycles		
IDEAL LAP TIME : 2:03.203		BEST LAP TIME : 2:03.484		DIFFERENCE : 0.281		
LAP	SECTOR 1	SECTOR 2	LAP TIME	MPH	DIFF	TIME OF DAY
1 -		41.955	2:13.382	80.13	9.898	09:53:37.397
2 -	1:23.066	41.743	2:04.809 (3)	85.63	1.325	09:55:42.206
3 -	1:22.746	<b>40.961</b>	2:03.707 (2)	86.39	0.223	09:57:45.913
4 -	<b>1:22.242</b>	41.242	<b>2:03.484 (1)</b>	<b>86.55</b>		<b>09:59:49.397</b>

# BMCRC - MRO Championships 2022 - Rnd 3 @ Snetterton 300

## DART Motorsport MRO 600/GP2 inc Clubman 600

### RACE 2 - SECTOR ANALYSIS



SECTOR 1 = FL to I1, SECTOR 2 = I1 to FL, DIFF = Difference To Personal Best Lap, P = Crossed Finish Line in Pit Lane, D = Time Disallowed

P15 961		Jack SIM		Kawasaki ZX6 R - Vanguard Motorsport, Platform Lift Engineers			
IDEAL LAP TIME : 2:02.634		BEST LAP TIME : 2:02.656		DIFFERENCE : 0.022			
LAP	SECTOR 1	SECTOR 2	LAP TIME	MPH	DIFF	TIME OF DAY	
1 -		46.760	2:13.284	80.18	10.628	09:53:37.299	
2 -	1:24.680	42.156	2:06.836 (3)	84.26	4.180	09:55:44.135	
3 -	<b>1:21.833</b>	41.269	2:03.102 (2)	86.82	0.446	09:57:47.237	
4 -	1:21.855	<b>40.801</b>	<b>2:02.656 (1)</b>	<b>87.13</b>		<b>09:59:49.893</b>	

P16 13		Doug EDMONDSON		Triumph DAYTONA - Ginger Bloke			
IDEAL LAP TIME : 2:03.872		BEST LAP TIME : 2:04.175		DIFFERENCE : 0.303			
LAP	SECTOR 1	SECTOR 2	LAP TIME	MPH	DIFF	TIME OF DAY	
1 -		42.345	2:13.071	80.31	8.896	09:53:37.086	
2 -	1:22.794	42.237	2:05.031 (3)	85.48	0.856	09:55:42.117	
3 -	1:23.038	<b>41.395</b>	2:04.433 (2)	85.89	0.258	09:57:46.550	
4 -	<b>1:22.477</b>	41.698	<b>2:04.175 (1)</b>	<b>86.07</b>		<b>09:59:50.725</b>	

P17 33 C		Aaren CARPENTER		Kawasaki ZX6R - Slugcrow Racing			
IDEAL LAP TIME : 2:04.419		BEST LAP TIME : 2:04.419		DIFFERENCE : 0.000			
LAP	SECTOR 1	SECTOR 2	LAP TIME	MPH	DIFF	TIME OF DAY	
1 -		42.508	2:13.257	80.20	8.838	09:53:37.272	
2 -	1:23.040	42.577	2:05.617 (2)	85.08	1.198	09:55:42.889	
3 -	<b>1:22.673</b>	<b>41.746</b>	<b>2:04.419 (1)</b>	<b>85.90</b>		<b>09:57:47.308</b>	
4 -	1:23.858	45.825	2:09.683 (3)	82.41	5.264	09:59:56.991	

P18 78 GP2		Mark EVANS		Harris MOTO 2 - PHG contracting			
IDEAL LAP TIME : 2:03.719		BEST LAP TIME : 2:03.719		DIFFERENCE : 0.000			
LAP	SECTOR 1	SECTOR 2	LAP TIME	MPH	DIFF	TIME OF DAY	
1 -		42.014	2:14.015	79.75	10.296	09:53:38.030	
2 -	1:23.550	42.307	2:05.857 (3)	84.92	2.138	09:55:43.887	
3 -	1:22.705	41.728	2:04.433 (2)	85.89	0.714	09:57:48.320	
4 -	<b>1:22.214</b>	<b>41.505</b>	<b>2:03.719 (1)</b>	<b>86.38</b>		<b>09:59:52.039</b>	

P19 168 C		Aaron DALRYMPLE		Yamaha R6 - Team Xclusiv			
IDEAL LAP TIME : 2:06.383		BEST LAP TIME : 2:06.383		DIFFERENCE : 0.000			
LAP	SECTOR 1	SECTOR 2	LAP TIME	MPH	DIFF	TIME OF DAY	
1 -		43.317	2:17.040	77.99	10.657	09:53:41.055	
2 -	1:24.332	42.812	2:07.144 (2)	84.06	0.761	09:55:48.199	
3 -	<b>1:23.960</b>	<b>42.423</b>	<b>2:06.383 (1)</b>	<b>84.56</b>		<b>09:57:54.582</b>	
4 -	1:25.029	43.482	2:08.511 (3)	83.16	2.128	10:00:03.093	

P20 73 C		Jamie THOMAS		Yamaha R6 - Team RubyRacing			
IDEAL LAP TIME : 2:06.927		BEST LAP TIME : 2:07.178		DIFFERENCE : 0.251			
LAP	SECTOR 1	SECTOR 2	LAP TIME	MPH	DIFF	TIME OF DAY	
1 -		42.991	2:16.639	78.22	9.461	09:53:40.654	
2 -	1:24.935	43.352	2:08.287 (3)	83.31	1.109	09:55:48.941	
3 -	1:24.801	<b>42.395</b>	2:07.196 (2)	84.02	0.018	09:57:56.137	
4 -	<b>1:24.532</b>	42.646	<b>2:07.178 (1)</b>	<b>84.04</b>		<b>10:00:03.315</b>	

P21 231		Austin WREN		Triumph DAYTONA 675R - DWAI Racing			
IDEAL LAP TIME : 2:07.913		BEST LAP TIME : 2:07.947		DIFFERENCE : 0.034			
LAP	SECTOR 1	SECTOR 2	LAP TIME	MPH	DIFF	TIME OF DAY	
1 -		43.271	2:18.144	77.36	10.197	09:53:42.159	
2 -	<b>1:25.424</b>	42.726	2:08.150 (2)	83.40	0.203	09:55:50.309	
3 -	1:25.458	<b>42.489</b>	<b>2:07.947 (1)</b>	<b>83.53</b>		<b>09:57:58.256</b>	
4 -	1:25.425	42.776	2:08.201 (3)	83.36	0.254	10:00:06.457	

# BMCRC - MRO Championships 2022 - Rnd 3 @ Snetterton 300

## DART Motorsport MRO 600/GP2 inc Clubman 600

### RACE 2 - SECTOR ANALYSIS



SECTOR 1 = FL to I1, SECTOR 2 = I1 to FL, DIFF = Difference To Personal Best Lap, P = Crossed Finish Line in Pit Lane, D = Time Disallowed

P22		8 C		Dave SAUNDERS		Honda CBR600 - Mum/Dad/JW MOT/Parks Utility	
IDEAL LAP TIME : 2:08.316		BEST LAP TIME : 2:08.590		DIFFERENCE : 0.274			
LAP	SECTOR 1	SECTOR 2	LAP TIME	MPH	DIFF	TIME OF DAY	
1 -		44.034	2:21.084	75.75	12.494	09:53:45.099	
2 -	1:26.448	43.266	2:09.714 (3)	82.39	1.124	09:55:54.813	
3 -	1:26.261	<b>43.149</b>	2:09.410 (2)	82.59	0.820	09:58:04.223	
4 -	<b>1:25.167</b>	43.423	<b>2:08.590 (1)</b>	<b>83.11</b>		<b>10:00:12.813</b>	

P23		19 C		Michael REGAN		Yamaha YZF-R6 - North weald motorcycles	
IDEAL LAP TIME : 2:19.092		BEST LAP TIME : 2:19.996		DIFFERENCE : 0.904			
LAP	SECTOR 1	SECTOR 2	LAP TIME	MPH	DIFF	TIME OF DAY	
1 -		<b>46.760</b>	2:26.778	72.81	6.782	09:53:50.793	
2 -	1:33.363	46.896	2:20.259 (2)	76.20	0.263	09:56:11.052	
3 -	1:33.801	46.928	2:20.729 (3)	75.94	0.733	09:58:31.781	
4 -	<b>1:32.332</b>	47.664	<b>2:19.996 (1)</b>	<b>76.34</b>		<b>10:00:51.777</b>	

P24		63 C		Robert BUSH		Suzuki GSXR 600 - Legacy Racing	
IDEAL LAP TIME : 2:40.702		BEST LAP TIME : 2:40.919		DIFFERENCE : 0.217			
LAP	SECTOR 1	SECTOR 2	LAP TIME	MPH	DIFF	TIME OF DAY	
1 -		55.287	2:52.286	62.03	11.367	09:54:16.301	
2 -	1:48.599	<b>54.217</b>	2:42.816 (2)	65.64	1.897	09:56:59.117	
3 -	<b>1:46.485</b>	54.434	<b>2:40.919 (1)</b>	<b>66.41</b>		<b>09:59:40.036</b>	

P25		511 C		Ross CLARKE		Kawasaki ZX600RR - Ross Clarke Farriery	
IDEAL LAP TIME : 2:02.648		BEST LAP TIME : 2:02.648		DIFFERENCE : 0.000			
LAP	SECTOR 1	SECTOR 2	LAP TIME	MPH	DIFF	TIME OF DAY	
1 -		41.453	2:09.983	82.22	7.335	09:53:33.998	
2 -	1:23.146	41.371	2:04.517 (3)	85.83	1.869	09:55:38.515	
3 -	1:22.340	41.183	2:03.523 (2)	86.52	0.875	09:57:42.038	
4 -	<b>1:21.621</b>	<b>41.027</b>	<b>2:02.648 (1)</b>	<b>87.14</b>		<b>09:59:44.686</b>	

P26		22 C		Toby TRUNDLE		Yamaha YZF-R6 - Harris Motorcycles - Harlow	
IDEAL LAP TIME : 2:06.052		BEST LAP TIME : 2:06.052		DIFFERENCE : 0.000			
LAP	SECTOR 1	SECTOR 2	LAP TIME	MPH	DIFF	TIME OF DAY	
1 -		42.737	2:15.942	78.62	9.890	09:53:39.957	
2 -	1:25.097	43.255	2:08.352 (3)	83.27	2.300	09:55:48.309	
3 -	1:24.994	42.814	2:07.808 (2)	83.62	1.756	09:57:56.117	
4 -	<b>1:23.539</b>	<b>42.513</b>	<b>2:06.052 (1)</b>	<b>84.79</b>		<b>10:00:02.169</b>	

# BMCRC - MRO Championships 2022 - Rnd 3 @ Snetterton 300

## DART Motorsport MRO 600/GP2 inc Clubman 600

### RACE 2 - BEST SECTORS

SECTOR 1			SECTOR 2			IDEAL / BEST COMPARISON						
POS	NO	NAME	TIME	NO	NAME	TIME	POS	NO	NAME	IDEAL	BEST	DIFF
									<b>PERFECT LAP</b>	<b>1:54.641</b>		
1	46	BARNES	1:16.518	46	BARNES	38.123	1	46	BARNES	1:54.641	1:54.641	0.000
2	15	CROSBY	1:18.504	15	CROSBY	39.346	2	15	CROSBY	1:57.850	1:57.908	0.058
3	30	MELLOR	1:18.893	30	MELLOR	39.518	3	30	MELLOR	1:58.411	1:58.720	0.309
4	82	BULL	1:18.894	188	KRAWIECKI	39.709	4	82	BULL	1:58.636	1:58.836	0.200
5	661	HARRIS	1:19.916	82	BULL	39.742	5	188	KRAWIECKI	1:59.791	1:59.791	0.000
6	37	LATHAM	1:20.025	37	LATHAM	40.350	6	661	HARRIS	2:00.344	2:00.560	0.216
7	188	KRAWIECKI	1:20.082	661	HARRIS	40.428	7	37	LATHAM	2:00.375	2:00.393	0.018
8	3	LAMB DEN	1:21.003	3	LAMB DEN	40.666	8	3	LAMB DEN	2:01.669	2:01.883	0.214
9	27	McLAREN	1:21.119	27	McLAREN	40.757	9	27	McLAREN	2:01.876	2:01.876	0.000
10	169	CUNNINGHAM	1:21.615	961	SIM	40.801	10	169	CUNNINGHAM	2:02.506	2:02.527	0.021
11	779	BRIAN	1:21.616	169	CUNNINGHAM	40.891	11	961	SIM	2:02.634	2:02.656	0.022
12	511	CLARKE	1:21.621	5	REYNOLDS	40.961	12	511	CLARKE	2:02.648	2:02.648	0.000
13	2	GILL	1:21.686	132	GILBERT	40.979	13	2	GILL	2:02.719	2:02.849	0.130
14	961	SIM	1:21.833	511	CLARKE	41.027	14	779	BRIAN	2:02.836	2:02.836	0.000
15	78	EVANS	1:22.214	2	GILL	41.033	15	5	REYNOLDS	2:03.203	2:03.484	0.281
16	132	GILBERT	1:22.242	779	BRIAN	41.220	16	132	GILBERT	2:03.221	2:03.221	0.000
17	5	REYNOLDS	1:22.242	13	EDMONDSON	41.395	17	78	EVANS	2:03.719	2:03.719	0.000
18	13	EDMONDSON	1:22.477	78	EVANS	41.505	18	13	EDMONDSON	2:03.872	2:04.175	0.303
19	33	CARPENTER	1:22.673	33	CARPENTER	41.746	19	33	CARPENTER	2:04.419	2:04.419	0.000
20	22	TRUNDLE	1:23.539	73	THOMAS	42.395	20	22	TRUNDLE	2:06.052	2:06.052	0.000
21	168	DALRYMPLE	1:23.960	168	DALRYMPLE	42.423	21	168	DALRYMPLE	2:06.383	2:06.383	0.000
22	73	THOMAS	1:24.532	231	WREN	42.489	22	73	THOMAS	2:06.927	2:07.178	0.251
23	8	SAUNDERS	1:25.167	22	TRUNDLE	42.513	23	231	WREN	2:07.913	2:07.947	0.034
24	231	WREN	1:25.424	8	SAUNDERS	43.149	24	8	SAUNDERS	2:08.316	2:08.590	0.274
25	19	REGAN	1:32.332	19	REGAN	46.760	25	19	REGAN	2:19.092	2:19.996	0.904
26	63	BUSH	1:46.485	63	BUSH	54.217	26	63	BUSH	2:40.702	2:40.919	0.217
27												

# BMCRC - MRO Championships 2022 - Rnd 3 @ Snetterton 300

## DART Motorsport MRO 600/GP2 inc Clubman 600

### RACE 2 - STATISTICS

**Competitors Started** 27  
**Planned Start** 2022-05-08 @ 09:45:00.000  
**Actual Start** 2022-05-08 @ 09:51:24.014  
**Finish Time**  
**Track Length** 2.9689mi.  
**Total Laps** 103  
**Total Distance Covered** 305.7978mi.

#### Session Fastest Lap History

NO	CL	NAME	LAP TIME	TIME OF DAY	LAP	VEHICLE
46		Ash BARNES	<b>1:55.457</b>	09:55:21.109	2	Yamaha R6
46		Ash BARNES	<b>1:54.641</b>	09:57:15.749	3	Yamaha R6

#### Session Leader History

NO	CL	NAME	FROM LAP	LAPS LED	DISTANCE	VEHICLE
46		Ash BARNES	1	4	11.87 miles	Yamaha R6

#### Flag History

TYPE	TIME OF DAY
GREEN	09:51:24.014
RED	10:00:51.778

#### Flag Statistics

TYPE	COUNT	TOTAL LAPS	TOTAL TIME
Green	1	4	9:27.763
Red	1	0	2:55.992
Safety Car	0	0	0.000
FCY	0	0	0.000



# BMCRC - MRO Championships 2022 - Rnd 3 @ Snetterton 300

## DART Motorsport MRO 600/GP2 inc Clubman 600

### RACE 2 - STATISTICS

**CLASS :**

13 Starters

#### Fastest Lap History

NO	NAME	LAP TIME	TIME OF DAY	LAP	VEHICLE
46	Ash BARNES	1:55.457	09:55:21.109	2	Yamaha R6
46	Ash BARNES	1:54.641	09:57:15.749	3	Yamaha R6

#### Leader History

NO	NAME	FROM LAP	LAPS LED	DISTANCE	VEHICLE
46	Ash BARNES	1	4	11.87 miles	Yamaha R6

# BMCRC - MRO Championships 2022 - Rnd 3 @ Snetterton 300

## DART Motorsport MRO 600/GP2 inc Clubman 600

### RACE 2 - STATISTICS

**CLASS : C**

12 Starters

#### Fastest Lap History

NO	NAME	LAP TIME	TIME OF DAY	LAP	VEHICLE
30	Owen MELLOR	1:58.919	09:55:27.682	2	Kawasaki ZX-6
30	Owen MELLOR	1:58.720	09:59:25.517	4	Kawasaki ZX-6

#### Leader History

NO	NAME	FROM LAP	LAPS LED	DISTANCE	VEHICLE
30	Owen MELLOR	1	4	11.87 miles	Kawasaki ZX-6

# BMCRC - MRO Championships 2022 - Rnd 3 @ Snetterton 300

## DART Motorsport MRO 600/GP2 inc Clubman 600

### RACE 2 - STATISTICS

**CLASS : GP2**

2 Starters

#### Fastest Lap History

NO	NAME	LAP TIME	TIME OF DAY	LAP	VEHICLE
661	Cameron HARRIS	2:00.560	09:55:32.134	2	Triumph 675R

#### Leader History

NO	NAME	FROM LAP	LAPS LED	DISTANCE	VEHICLE
661	Cameron HARRIS	1	4	11.87 miles	Triumph 675R

# BMCRC - MRO Championships 2022 - Rnd 3 @ Snetterton 300



## DART Motorsport MRO 600/GP2 inc Clubman 600

### RACE 12 - GRID (7 Laps)

ROW 10	30	79	Thomas GARNER	29	624	Matthew FEDRICK	28	85	James ROBINSON									
ROW 9			2:40.919	27	63	Robert BUSH	26	19	Michael REGAN	25	8	Dave SAUNDERS	2:08.590					
ROW 8			2:07.947	24	231	Austin WREN			2:07.178	23	73	Jamie THOMAS			2:06.383	22	168	Aaron DALRYMPLE
ROW 7			2:06.052	21	22	Toby TRUNDLE			2:04.419	20	33	Aaren CARPENTER				19	228	Paul McFADDEN
ROW 6			2:04.175	18	13	Doug EDMONDSON			2:03.719	17	78	Mark EVANS			2:03.484	16	5	John REYNOLDS
ROW 5			2:03.221	15	132	Mitchell GILBERT			2:02.849	14	2	Andrew GILL			2:02.836	13	779	Terry BRIAN
ROW 4			2:02.656	12	961	Jack SIM			2:02.648	11	511	Ross CLARKE			2:02.527	10	169	Gareth CUNNINGHAM
ROW 3			2:01.883	9	3	Joey LAMBDEN			2:01.876	8	27	James McLAREN			2:00.560	7	661	Cameron HARRIS
ROW 2			2:00.393	6	37	Alex LATHAM			1:59.791	5	188	Dawid KRAWIECKI			1:58.836	4	82	James BULL
ROW 1			1:58.720	3	30	Owen MELLOR			1:57.908	2	15	Harrison CROSBY			1:54.641	1	46	Ash BARNES
<b>Pole</b>																		

Snetterton 300: 2.9689 miles

These results are provisional until the conclusion of any judicial and technical matters.

Clerk Of Course :	Stewards :	Timekeeper : Craig Smith
-------------------	------------	--------------------------

Results can be found at [www.tsl-timing.com](http://www.tsl-timing.com)

Printed - 10:15 Sunday, 08 May 2022



BMCRC - MRO Championships 2022 - Rnd 3 @ Snetterton 300



DART Motorsport MRO 600/GP2 inc Clubman 600

RACE 12 - CLASSIFICATION

POS	NO	CL	PIC NAME	ENTRY	LAPS	TIME	GAP	DIFF	MPH	BEST	ON
1	46		1 Ash BARNES	Yamaha R6 - BARNEY RACING	9	17:16.750			92.78	1:53.678	5
2	15		2 Harrison CROSBY	Yamaha YZF - Mum & Dad	9	17:38.854	22.104	22.104	90.84	1:56.354	9
3	82		3 James BULL	Kawasaki ZX6R 636 - Team Bull Racing	9	17:44.311	27.561	5.457	90.38	1:57.178	2
4	30	C	1 Owen MELLOR	Kawaski ZX-6 - BDS Motorcycles	9	18:01.156	44.406	16.845	88.97	1:58.580	2
5	188		4 Dawid KRAWIECKI	Yamaha R6 - Code Blue LTD & D A East Electrical	9	18:12.873	56.123	11.717	88.01	1:59.563	7
6	961		5 Jack SIM	Kawasaki ZX6 R - Vanguard Motorsport, Platform Li	9	18:14.112	57.362	1.239	87.91	2:00.056	7
7	169		6 Gareth CUNNINGHAM	Yamaha R6 - Burnham cars ltd	9	18:14.398	57.648	0.286	87.89	1:59.611	7
8	37		7 Alex LATHAM	Triumph DAYTONA - BR-8 / McCrash Racing	9	18:14.560	57.810	0.162	87.88	1:59.866	7
9	3		8 Joey LAMBDEN	Kawasaki ZX600 RBF -	9	18:26.010	1:09.260	11.450	86.97	2:01.169	5
10	27		9 James McLAREN	Yamaha R6 - MKM building supplies	9	18:26.411	1:09.661	0.401	86.94	2:00.535	5
11	5		10 John REYNOLDS	Yamaha R6 - Fins Motorcycles	9	18:28.251	1:11.501	1.840	86.79	2:00.931	8
12	2		11 Andrew GILL	Kawasaki ZX6R -	9	18:30.362	1:13.612	2.111	86.63	2:00.950	8
13	779	C	2 Terry BRIAN	Yamaha R6 - Two Techs Renault Specialist	9	18:37.757	1:21.007	7.395	86.05	2:02.475	5
14	132	C	3 Mitchell GILBERT	Suzuki GSXR 600 - The Asap group	9	18:37.884	1:21.134	0.127	86.04	2:02.462	9
15	13		12 Doug EDMONDSON	Triumph DAYTONA - Ginger Bloke	9	18:37.981	1:21.231	0.097	86.04	2:02.096	8
16	33	C	4 Aaren CARPENTER	Kawasaki ZX6R - Slugcrow Racing	9	19:03.043	1:46.293	25.062	84.15	2:03.982	9
17	168	C	5 Aaron DALRYMPLE	Yamaha R6 - Team Xclusiv	9	19:12.920	1:56.170	9.877	83.43	2:05.544	5
18	231		13 Austin WREN	Triumph DAYTONA 675R - DWAI Racing	9	19:13.143	1:56.393	0.223	83.41	2:06.730	8
19	8	C	6 Dave SAUNDERS	Honda CBR600 - Mum/Dad/JW MOT/Parks Utility	8	17:23.779	1 Lap	1 Lap	81.91	2:07.899	5
20	73	C	7 Jamie THOMAS	Yamaha R6 - Team RubyRacing	8	17:24.704	1 Lap	0.925	81.84	2:07.938	2
21	19	C	8 Michael REGAN	Yamaha YZF-R6 - North weald motorcycles	8	18:37.937	1 Lap	1:13.233	76.48	2:16.628	8

NOT CLASSIFIED

DNF	661	GP2	Cameron HARRIS	Triumph 675R - Harris / Tony Scott Motorsport	6	12:09.671	3 Laps	2 Laps	87.88	2:00.172	2
DNF	78	GP2	Mark EVANS	Harris MOTO 2 - PHG contracting	4	8:23.563	5 Laps	2 Laps	84.89	2:02.927	4
DNF	22	C	Toby TRUNDLE	Yamaha YZF-R6 - Harris Motorcycles - Harlow	2	4:23.739	7 Laps	2 Laps	81.05	2:07.558	2
DNF	624	C	Matthew FEDRICK	Yamaha R6 - Matthew Fedrick farriers ltd/ Palmer R	1	2:17.340	8 Laps	1 Lap	77.82		
DNF	85		James ROBINSON	Yamaha R6 - Claire Palastanga Ceramics	0						

FASTEST LAP

46	Ash BARNES	Yamaha R6 - BARNEY RACING	5	1:53.678	94.02 mph	151.31 kph
30	C Owen MELLOR	Kawaski ZX-6 - BDS Motorcycles	2	1:58.580	90.13 mph	145.05 kph
661	GP2 Cameron HARRIS	Triumph 675R - Harris / Tony Scott Motorsport	2	2:00.172	88.93 mph	143.13 kph

Class - 92.5% of Race Speed = 85.82 mph  
 Class C - 92.5% of Race Speed = 82.29 mph

Weather / Track : Bright / Dry

These results are provisional until the conclusion of any judicial and technical matters.

Race Distance: 9 Laps / 26.72 miles  
 Snetterton 300: 2.9689 miles  
 Date: 08/05/2022 Start: 14:16 Finish: 14:34

Clerk Of Course :	Stewards :	Timekeeper : Craig Smith
-------------------	------------	--------------------------

Results can be found at [www.tsl-timing.com](http://www.tsl-timing.com)

Printed - 14:36 Sunday, 08 May 2022



# BMCRC - MRO Championships 2022 - Rnd 3 @ Snetterton 300

## DART Motorsport MRO 600/GP2 inc Clubman 600

### RACE 12 - LAP CHART

#### LAP 1 @ 14:18:54.923

NO	BEHIND	LAP TIME
46		2:00.405
15	2.005	2:02.410
82	3.177	2:03.582
30	3.929	2:04.334
37	5.313	2:05.718
661	5.887	2:06.292
188	6.230	2:06.635
169	7.243	2:07.648
3	8.194	2:08.599
961	8.211	2:08.616
5	9.899	2:10.304
132	10.771	2:11.176
779	11.274	2:11.679
13	11.611	2:12.016
27	11.900	2:12.305
78	12.315	2:12.720
2	13.224	2:13.629
33	15.454	2:15.859
22	15.776	2:16.181
231	16.234	2:16.639
73	16.556	2:16.961
624	16.935	2:17.340
168	17.029	2:17.434
8	19.028	2:19.433
19	29.380	2:29.785

#### LAP 2 @ 14:20:49.545

NO	BEHIND	LAP TIME
46		1:54.622
15	4.795	1:57.412
82	5.733	1:57.178
30	7.887	1:58.580
661	11.437	2:00.172
188	12.007	2:00.399
37	12.610	2:01.919
169	13.695	2:01.074
961	14.453	2:00.864
3	15.158	2:01.586
5	18.810	2:03.533
132	20.649	2:04.500
779	20.843	2:04.191
27	21.242	2:03.964
13	21.697	2:04.708
2	22.018	2:03.416
78	22.170	2:04.477
33	27.626	2:06.794
22	28.712	2:07.558
231	29.285	2:07.673
168	29.658	2:07.251
73	29.872	2:07.938
8	34.224	2:09.818
19	52.594	2:17.836

#### LAP 3 @ 14:22:44.070

NO	BEHIND	LAP TIME
46		1:54.525
15	7.270	1:57.000
82	9.284	1:58.076
30	12.338	1:58.976
661	17.371	2:00.459
188	18.056	2:00.574
37	19.399	2:01.314

169	20.329	2:01.159
961	20.979	2:01.051
3	22.377	2:01.744
5	28.533	2:04.248
27	29.719	2:03.002
132	30.082	2:03.958
2	30.283	2:02.790
779	30.427	2:04.109
78	31.084	2:03.439
13	31.722	2:04.550
33	39.510	2:06.409
231	41.846	2:07.086
168	43.620	2:08.487
73	44.106	2:08.759
8	48.919	2:09.220
19	1:18.055	2:19.986

#### LAP 4 @ 14:24:38.485

NO	BEHIND	LAP TIME
46		1:54.415
15	9.759	1:56.904
82	12.697	1:57.828
30	16.981	1:59.058
661	23.662	2:00.706
188	25.074	2:01.433
37	26.263	2:01.279
169	26.761	2:00.847
961	26.865	2:00.301
3	29.856	2:01.894
27	35.922	2:00.618
5	37.138	2:03.020
2	37.550	2:01.682
132	38.933	2:03.266
779	38.980	2:02.968
78	39.596	2:02.927
13	41.034	2:03.727
33	52.034	2:06.939
231	54.192	2:06.761
168	56.246	2:07.041
73	58.098	2:08.407
8	1:02.934	2:08.430
19	1:42.340	2:18.700

#### LAP 5 @ 14:26:32.163

NO	BEHIND	LAP TIME
46		1:53.678
15	12.820	1:56.739
82	16.232	1:57.213
30	23.050	1:59.747
661	30.796	2:00.812
188	32.855	2:01.459
169	33.940	2:00.857
37	34.119	2:01.534
961	34.194	2:01.007
3	37.347	2:01.169
27	42.779	2:00.535
2	45.050	2:01.178
5	45.537	2:02.077
779	47.777	2:02.475
132	48.799	2:03.544
13	49.976	2:02.620
33	1:06.108	2:07.752
231	1:07.495	2:06.981
168	1:08.112	2:05.544
73	1:14.847	2:10.427

8	1:17.155	2:07.899
---	----------	----------

#### LAP 6 @ 14:28:26.566

NO	BEHIND	LAP TIME
46		1:54.403
19	1 Lap	2:19.767
15	15.716	1:57.299
82	19.137	1:57.308
30	28.531	1:59.884
661	37.623	2:01.230
188	39.474	2:01.022
169	40.787	2:01.250
37	40.929	2:01.213
961	41.150	2:01.359
3	45.415	2:02.471
27	51.675	2:03.299
2	52.276	2:01.629
5	52.622	2:01.488
779	56.100	2:02.726
132	57.475	2:03.079
13	57.910	2:02.337
33	1:16.996	2:05.291
231	1:19.847	2:06.755
168	1:20.333	2:06.624
73	1:32.194	2:11.750
8	1:32.239	2:09.487

#### LAP 7 @ 14:30:20.971

NO	BEHIND	LAP TIME
46		1:54.405
15	18.894	1:57.583
82	22.369	1:57.637
30	34.369	2:00.243
19	1 Lap	2:18.419
188	44.632	1:59.563
169	45.993	1:59.611
37	46.390	1:59.866
961	46.801	2:00.056
3	53.535	2:02.525
27	58.130	2:00.860
2	59.164	2:01.293
5	59.589	2:01.372
779	1:04.466	2:02.771
132	1:05.842	2:02.772
13	1:05.922	2:02.417
33	1:27.720	2:05.129
168	1:32.232	2:06.304
231	1:32.698	2:07.256
73	1:48.188	2:10.399
8	1:48.659	2:10.825

#### LAP 8 @ 14:32:15.577

NO	BEHIND	LAP TIME
46		1:54.606
15	21.441	1:57.153
82	25.485	1:57.722
30	39.287	1:59.524
169	51.667	2:00.280
188	51.766	2:01.740
37	52.307	2:00.523
961	52.748	2:00.553
19	1 Lap	2:16.816
3	1:02.185	2:03.256
27	1:04.078	2:00.554

2	1:05.508	2:00.950
5	1:05.914	2:00.931
779	1:13.216	2:03.356
13	1:13.412	2:02.096
132	1:14.363	2:03.127
33	1:38.002	2:04.888
168	1:44.634	2:07.008
231	1:44.822	2:06.730

#### LAP 9 @ 14:34:11.268

NO	BEHIND	LAP TIME
46		1:55.691
8	1 Lap	2:08.667
73	1 Lap	2:10.063
15	22.104	1:56.354
82	27.561	1:57.767
30	44.406	2:00.810
188	56.123	2:00.048
961	57.362	2:00.305
169	57.648	2:01.672
37	57.810	2:01.194
3	1:09.260	2:02.766
27	1:09.661	2:01.274
5	1:11.501	2:01.278
2	1:13.612	2:03.795
779	1:21.007	2:03.482
132	1:21.134	2:02.462
19	1 Lap	2:16.628
13	1:21.231	2:03.510
33	1:46.293	2:03.982
168	1:56.170	2:07.227
231	1:56.393	2:07.262

# BMCRC - MRO Championships 2022 - Rnd 3 @ Snetterton 300

DART Motorsport MRO 600/GP2 inc Clubman 600

## RACE 12 - SECTOR ANALYSIS



SECTOR 1 = FL to I1, SECTOR 2 = I1 to FL, DIFF = Difference To Personal Best Lap, P = Crossed Finish Line in Pit Lane, D = Time Disallowed

P1 46		Ash BARNES		Yamaha R6 - BARNEY RACING			
IDEAL LAP TIME : 1:54.475		BEST LAP TIME : 1:53.678		DIFFERENCE : -0.797			
LAP	SECTOR 1	SECTOR 2	LAP TIME	MPH	DIFF	TIME OF DAY	
1 -		38.428	2:00.405	88.76	6.727	14:18:54.923	
2 -	<b>1:16.212</b>	38.410	1:54.622	93.24	0.944	14:20:49.545	
3 -	1:16.262	<b>38.263</b>	1:54.525	93.32	0.847	14:22:44.070	
4 -			1:54.415	93.41	0.737	14:24:38.485	
5 -			<b>1:53.678 (1)</b>	<b>94.02</b>		<b>14:26:32.163</b>	
6 -			1:54.403 (2)	93.42	0.725	14:28:26.566	
7 -			1:54.405 (3)	93.42	0.727	14:30:20.971	
8 -			1:54.606	93.25	0.928	14:32:15.577	
9 -			1:55.691	92.38	2.013	14:34:11.268	

P2 15		Harrison CROSBY		Yamaha YZF - Mum & Dad			
IDEAL LAP TIME : 1:56.208		BEST LAP TIME : 1:56.354		DIFFERENCE : 0.146			
LAP	SECTOR 1	SECTOR 2	LAP TIME	MPH	DIFF	TIME OF DAY	
1 -		39.038	2:02.410	87.31	6.056	14:18:56.928	
2 -	1:18.160	39.252	1:57.412	91.03	1.058	14:20:54.340	
3 -	1:17.936	39.064	1:57.000	91.35	0.646	14:22:51.340	
4 -	1:17.735	39.169	1:56.904 (3)	91.42	0.550	14:24:48.244	
5 -	1:17.608	39.131	1:56.739 (2)	91.55	0.385	14:26:44.983	
6 -	1:18.482	<b>38.817</b>	1:57.299	91.11	0.945	14:28:42.282	
7 -	1:18.651	38.932	1:57.583	90.89	1.229	14:30:39.865	
8 -	1:18.054	39.099	1:57.153	91.23	0.799	14:32:37.018	
9 -	<b>1:17.391</b>	38.963	<b>1:56.354 (1)</b>	<b>91.85</b>		<b>14:34:33.372</b>	

P3 82		James BULL		Kawasaki ZX6R 636 - Team Bull Racing			
IDEAL LAP TIME : 1:57.051		BEST LAP TIME : 1:57.178		DIFFERENCE : 0.127			
LAP	SECTOR 1	SECTOR 2	LAP TIME	MPH	DIFF	TIME OF DAY	
1 -		39.418	2:03.582	86.48	6.404	14:18:58.100	
2 -	1:18.129	<b>39.049</b>	<b>1:57.178 (1)</b>	<b>91.21</b>		<b>14:20:55.278</b>	
3 -	1:18.636	39.440	1:58.076	90.51	0.898	14:22:53.354	
4 -	1:18.366	39.462	1:57.828	90.70	0.650	14:24:51.182	
5 -	1:18.100	39.113	1:57.213 (2)	91.18	0.035	14:26:48.395	
6 -	<b>1:18.002</b>	39.306	1:57.308 (3)	91.11	0.130	14:28:45.703	
7 -	1:18.188	39.449	1:57.637	90.85	0.459	14:30:43.340	
8 -	1:18.328	39.394	1:57.722	90.79	0.544	14:32:41.062	
9 -	1:18.471	39.296	1:57.767	90.75	0.589	14:34:38.829	

P4 30 C		Owen MELLOR		Kawaski ZX-6 - BDS Motorcycles			
IDEAL LAP TIME : 1:58.580		BEST LAP TIME : 1:58.580		DIFFERENCE : 0.000			
LAP	SECTOR 1	SECTOR 2	LAP TIME	MPH	DIFF	TIME OF DAY	
1 -		39.666	2:04.334	85.96	5.754	14:18:58.852	
2 -	<b>1:18.979</b>	<b>39.601</b>	<b>1:58.580 (1)</b>	<b>90.13</b>		<b>14:20:57.432</b>	
3 -	1:19.291	39.685	1:58.976 (2)	89.83	0.396	14:22:56.408	
4 -	1:19.306	39.752	1:59.058 (3)	89.77	0.478	14:24:55.466	
5 -	1:19.819	39.928	1:59.747	89.25	1.167	14:26:55.213	
6 -	1:19.985	39.899	1:59.884	89.15	1.304	14:28:55.097	
7 -	1:19.563	40.680	2:00.243	88.88	1.663	14:30:55.340	
8 -	1:19.632	39.892	1:59.524	89.42	0.944	14:32:54.864	
9 -	1:20.030	40.780	2:00.810	88.47	2.230	14:34:55.674	

# BMCRC - MRO Championships 2022 - Rnd 3 @ Snetterton 300

DART Motorsport MRO 600/GP2 inc Clubman 600

## RACE 12 - SECTOR ANALYSIS



SECTOR 1 = FL to I1, SECTOR 2 = I1 to FL, DIFF = Difference To Personal Best Lap, P = Crossed Finish Line in Pit Lane, D = Time Disallowed

<b>P5 188</b>		<b>Dawid KRAWIECKI</b>		Yamaha R6 - Code Blue LTD & D A East Electrical		
IDEAL LAP TIME : 1:59.563		BEST LAP TIME : 1:59.563		DIFFERENCE : 0.000		
LAP	SECTOR 1	SECTOR 2	LAP TIME	MPH	DIFF	TIME OF DAY
1 -		39.955	2:06.635	84.40	7.072	14:19:01.153
2 -	1:20.186	40.213	2:00.399 (3)	88.77	0.836	14:21:01.552
3 -	1:20.366	40.208	2:00.574	88.64	1.011	14:23:02.126
4 -	1:21.140	40.293	2:01.433	88.01	1.870	14:25:03.559
5 -	1:21.280	40.179	2:01.459	87.99	1.896	14:27:05.018
6 -	1:20.969	40.053	2:01.022	88.31	1.459	14:29:06.040
7 -	<b>1:19.619</b>	<b>39.944</b>	<b>1:59.563 (1)</b>	<b>89.39</b>		<b>14:31:05.603</b>
8 -	1:21.195	40.545	2:01.740	87.79	2.177	14:33:07.343
9 -	1:19.851	40.197	2:00.048 (2)	89.03	0.485	14:35:07.391

<b>P6 961</b>		<b>Jack SIM</b>		Kawasaki ZX6 R - Vanguard Motorsport, Platform Lift Engineers		
IDEAL LAP TIME : 1:59.986		BEST LAP TIME : 2:00.056		DIFFERENCE : 0.070		
LAP	SECTOR 1	SECTOR 2	LAP TIME	MPH	DIFF	TIME OF DAY
1 -		40.728	2:08.616	83.10	8.560	14:19:03.134
2 -	1:20.667	40.197	2:00.864	88.43	0.808	14:21:03.998
3 -	1:20.788	40.263	2:01.051	88.29	0.995	14:23:05.049
4 -	<b>1:19.959</b>	40.342	2:00.301 (2)	88.84	0.245	14:25:05.350
5 -	1:20.659	40.348	2:01.007	88.32	0.951	14:27:06.357
6 -	1:21.220	40.139	2:01.359	88.06	1.303	14:29:07.716
7 -	1:20.029	<b>40.027</b>	<b>2:00.056 (1)</b>	<b>89.02</b>		<b>14:31:07.772</b>
8 -	1:20.040	40.513	2:00.553	88.65	0.497	14:33:08.325
9 -	1:20.243	40.062	2:00.305 (3)	88.84	0.249	14:35:08.630

<b>P7 169</b>		<b>Gareth CUNNINGHAM</b>		Yamaha R6 - Burnham cars ltd		
IDEAL LAP TIME : 1:59.611		BEST LAP TIME : 1:59.611		DIFFERENCE : 0.000		
LAP	SECTOR 1	SECTOR 2	LAP TIME	MPH	DIFF	TIME OF DAY
1 -		40.203	2:07.648	83.73	8.037	14:19:02.166
2 -	1:20.584	40.490	2:01.074	88.27	1.463	14:21:03.240
3 -	1:20.992	40.167	2:01.159	88.21	1.548	14:23:04.399
4 -	1:20.342	40.505	2:00.847 (3)	88.44	1.236	14:25:05.246
5 -	1:20.310	40.547	2:00.857	88.43	1.246	14:27:06.103
6 -	1:21.204	40.046	2:01.250	88.14	1.639	14:29:07.353
7 -	<b>1:19.668</b>	<b>39.943</b>	<b>1:59.611 (1)</b>	<b>89.35</b>		<b>14:31:06.964</b>
8 -	1:19.774	40.506	2:00.280 (2)	88.86	0.669	14:33:07.244
9 -	1:20.265	41.407	2:01.672	87.84	2.061	14:35:08.916

<b>P8 37</b>		<b>Alex LATHAM</b>		Triumph DAYTONA - BR-8 / McCrash Racing		
IDEAL LAP TIME : 1:59.454		BEST LAP TIME : 1:59.866		DIFFERENCE : 0.412		
LAP	SECTOR 1	SECTOR 2	LAP TIME	MPH	DIFF	TIME OF DAY
1 -		39.990	2:05.718	85.01	5.852	14:19:00.236
2 -	1:21.441	40.478	2:01.919	87.66	2.053	14:21:02.155
3 -	1:20.787	40.527	2:01.314	88.10	1.448	14:23:03.469
4 -	1:20.884	40.395	2:01.279	88.12	1.413	14:25:04.748
5 -	1:20.570	40.964	2:01.534	87.94	1.668	14:27:06.282
6 -	1:21.004	40.209	2:01.213	88.17	1.347	14:29:07.495
7 -	1:20.158	<b>39.708</b>	<b>1:59.866 (1)</b>	<b>89.16</b>		<b>14:31:07.361</b>
8 -	<b>1:19.746</b>	40.777	2:00.523 (2)	88.68	0.657	14:33:07.884
9 -	1:20.691	40.503	2:01.194 (3)	88.18	1.328	14:35:09.078



# BMCRC - MRO Championships 2022 - Rnd 3 @ Snetterton 300

## DART Motorsport MRO 600/GP2 inc Clubman 600

### RACE 12 - SECTOR ANALYSIS



SECTOR 1 = FL to I1, SECTOR 2 = I1 to FL, DIFF = Difference To Personal Best Lap, P = Crossed Finish Line in Pit Lane, D = Time Disallowed

P9		3		Joey LAMB DEN		Kawasaki ZX600 RBF -	
IDEAL LAP TIME : 2:01.053		BEST LAP TIME : 2:01.169		DIFFERENCE : 0.116			
LAP	SECTOR 1	SECTOR 2	LAP TIME	MPH	DIFF	TIME OF DAY	
1 -		40.739	2:08.599	83.11	7.430	14:19:03.117	
2 -	1:21.188	<b>40.398</b>	2:01.586 (2)	87.90	0.417	14:21:04.703	
3 -	1:21.331	40.413	2:01.744 (3)	87.79	0.575	14:23:06.447	
4 -	1:21.381	40.513	2:01.894	87.68	0.725	14:25:08.341	
5 -	<b>1:20.655</b>	40.514	<b>2:01.169 (1)</b>	<b>88.20</b>		<b>14:27:09.510</b>	
6 -	1:21.517	40.954	2:02.471	87.27	1.302	14:29:11.981	
7 -	1:21.723	40.802	2:02.525	87.23	1.356	14:31:14.506	
8 -	1:21.829	41.427	2:03.256	86.71	2.087	14:33:17.762	
9 -	1:21.890	40.876	2:02.766	87.06	1.597	14:35:20.528	

P10		27		James McLAREN		Yamaha R6 - MKM building supplies	
IDEAL LAP TIME : 2:00.408		BEST LAP TIME : 2:00.535		DIFFERENCE : 0.127			
LAP	SECTOR 1	SECTOR 2	LAP TIME	MPH	DIFF	TIME OF DAY	
1 -		41.697	2:12.305	80.78	11.770	14:19:06.823	
2 -	1:22.128	41.836	2:03.964	86.21	3.429	14:21:10.787	
3 -	1:21.772	41.230	2:03.002	86.89	2.467	14:23:13.789	
4 -	1:20.483	40.135	2:00.618 (3)	88.61	0.083	14:25:14.407	
5 -	1:20.455	<b>40.080</b>	<b>2:00.535 (1)</b>	<b>88.67</b>		<b>14:27:14.942</b>	
6 -	1:20.483	42.816	2:03.299	86.68	2.764	14:29:18.241	
7 -	1:20.554	40.306	2:00.860	88.43	0.325	14:31:19.101	
8 -	<b>1:20.328</b>	40.226	2:00.554 (2)	88.65	0.019	14:33:19.655	
9 -	1:20.999	40.275	2:01.274	88.13	0.739	14:35:20.929	

P11		5		John REYNOLDS		Yamaha R6 - Fins Motorcycles	
IDEAL LAP TIME : 2:00.865		BEST LAP TIME : 2:00.931		DIFFERENCE : 0.066			
LAP	SECTOR 1	SECTOR 2	LAP TIME	MPH	DIFF	TIME OF DAY	
1 -		40.973	2:10.304	82.02	9.373	14:19:04.822	
2 -	1:22.090	41.443	2:03.533	86.52	2.602	14:21:08.355	
3 -	1:22.495	41.753	2:04.248	86.02	3.317	14:23:12.603	
4 -	1:22.222	40.798	2:03.020	86.88	2.089	14:25:15.623	
5 -	1:21.240	40.837	2:02.077	87.55	1.146	14:27:17.700	
6 -	1:20.660	40.828	2:01.488	87.97	0.557	14:29:19.188	
7 -	1:20.487	40.885	2:01.372 (3)	88.06	0.441	14:31:20.560	
8 -	<b>1:20.479</b>	40.452	<b>2:00.931 (1)</b>	<b>88.38</b>		<b>14:33:21.491</b>	
9 -	1:20.892	<b>40.386</b>	2:01.278 (2)	88.12	0.347	14:35:22.769	

P12		2		Andrew GILL		Kawasaki ZX6R -	
IDEAL LAP TIME : 2:00.655		BEST LAP TIME : 2:00.950		DIFFERENCE : 0.295			
LAP	SECTOR 1	SECTOR 2	LAP TIME	MPH	DIFF	TIME OF DAY	
1 -		42.140	2:13.629	79.98	12.679	14:19:08.147	
2 -	1:21.979	41.437	2:03.416	86.60	2.466	14:21:11.563	
3 -	1:21.429	41.361	2:02.790	87.04	1.840	14:23:14.353	
4 -	1:20.665	41.017	2:01.682	87.83	0.732	14:25:16.035	
5 -	1:20.896	<b>40.282</b>	2:01.178 (2)	88.20	0.228	14:27:17.213	
6 -	1:21.104	40.525	2:01.629	87.87	0.679	14:29:18.842	
7 -	1:20.779	40.514	2:01.293 (3)	88.11	0.343	14:31:20.135	
8 -	<b>1:20.373</b>	40.577	<b>2:00.950 (1)</b>	<b>88.36</b>		<b>14:33:21.085</b>	
9 -	1:22.883	40.912	2:03.795	86.33	2.845	14:35:24.880	

# BMCRC - MRO Championships 2022 - Rnd 3 @ Snetterton 300

DART Motorsport MRO 600/GP2 inc Clubman 600

## RACE 12 - SECTOR ANALYSIS



SECTOR 1 = FL to I1, SECTOR 2 = I1 to FL, DIFF = Difference To Personal Best Lap, P = Crossed Finish Line in Pit Lane, D = Time Disallowed

P13 779 C Terry BRIAN		Yamaha R6 - Two Techs Renault Specialist				
IDEAL LAP TIME : 2:02.261		BEST LAP TIME : 2:02.475		DIFFERENCE : 0.214		
LAP	SECTOR 1	SECTOR 2	LAP TIME	MPH	DIFF	TIME OF DAY
1 -		41.433	2:11.679	81.16	9.204	14:19:06.197
2 -	1:22.630	41.561	2:04.191	86.06	1.716	14:21:10.388
3 -	1:22.437	41.672	2:04.109	86.11	1.634	14:23:14.497
4 -	1:21.543	41.425	2:02.968	86.91	0.493	14:25:17.465
5 -	1:21.700	<b>40.775</b>	<b>2:02.475 (1)</b>	<b>87.26</b>		<b>14:27:19.940</b>
6 -	1:21.602	41.124	2:02.726 (2)	87.08	0.251	14:29:22.666
7 -	<b>1:21.486</b>	41.285	2:02.771 (3)	87.05	0.296	14:31:25.437
8 -	1:22.130	41.226	2:03.356	86.64	0.881	14:33:28.793
9 -	1:21.880	41.602	2:03.482	86.55	1.007	14:35:32.275

P14 132 C Mitchell GILBERT		Suzuki GSXR 600 - The Asap group				
IDEAL LAP TIME : 2:01.970		BEST LAP TIME : 2:02.462		DIFFERENCE : 0.492		
LAP	SECTOR 1	SECTOR 2	LAP TIME	MPH	DIFF	TIME OF DAY
1 -		41.724	2:11.176	81.47	8.714	14:19:05.694
2 -	1:23.076	41.424	2:04.500	85.84	2.038	14:21:10.194
3 -	1:22.353	41.605	2:03.958	86.22	1.496	14:23:14.152
4 -	1:21.723	41.543	2:03.266	86.70	0.804	14:25:17.418
5 -	1:21.737	41.807	2:03.544	86.51	1.082	14:27:20.962
6 -	1:21.477	41.602	2:03.079 (3)	86.83	0.617	14:29:24.041
7 -	1:21.156	41.616	2:02.772 (2)	87.05	0.310	14:31:26.813
8 -	1:22.087	<b>41.040</b>	2:03.127	86.80	0.665	14:33:29.940
9 -	<b>1:20.930</b>	41.532	<b>2:02.462 (1)</b>	<b>87.27</b>		<b>14:35:32.402</b>

P15 13 Doug EDMONDSON		Triumph DAYTONA - Ginger Bloke				
IDEAL LAP TIME : 2:01.761		BEST LAP TIME : 2:02.096		DIFFERENCE : 0.335		
LAP	SECTOR 1	SECTOR 2	LAP TIME	MPH	DIFF	TIME OF DAY
1 -		41.775	2:12.016	80.96	9.920	14:19:06.534
2 -	1:23.328	41.380	2:04.708	85.70	2.612	14:21:11.242
3 -	1:22.443	42.107	2:04.550	85.81	2.454	14:23:15.792
4 -	1:22.746	<b>40.981</b>	2:03.727	86.38	1.631	14:25:19.519
5 -	1:21.605	41.015	2:02.620	87.16	0.524	14:27:22.139
6 -	1:21.216	41.121	2:02.337 (2)	87.36	0.241	14:29:24.476
7 -	1:21.230	41.187	2:02.417 (3)	87.30	0.321	14:31:26.893
8 -	<b>1:20.780</b>	41.316	<b>2:02.096 (1)</b>	<b>87.53</b>		<b>14:33:28.989</b>
9 -	1:21.902	41.608	2:03.510	86.53	1.414	14:35:32.499

P16 33 C Aaren CARPENTER		Kawasaki ZX6R - Slugcrow Racing				
IDEAL LAP TIME : 2:03.982		BEST LAP TIME : 2:03.982		DIFFERENCE : 0.000		
LAP	SECTOR 1	SECTOR 2	LAP TIME	MPH	DIFF	TIME OF DAY
1 -		42.691	2:15.859	78.67	11.877	14:19:10.377
2 -	1:23.741	43.053	2:06.794	84.29	2.812	14:21:17.171
3 -	1:24.078	42.331	2:06.409	84.55	2.427	14:23:23.580
4 -	1:24.314	42.625	2:06.939	84.19	2.957	14:25:30.519
5 -	1:25.811	41.941	2:07.752	83.66	3.770	14:27:38.271
6 -	1:23.462	41.829	2:05.291	85.30	1.309	14:29:43.562
7 -	1:23.375	41.754	2:05.129 (3)	85.41	1.147	14:31:48.691
8 -	1:22.925	41.963	2:04.888 (2)	85.58	0.906	14:33:53.579
9 -	<b>1:22.689</b>	<b>41.293</b>	<b>2:03.982 (1)</b>	<b>86.20</b>		<b>14:35:57.561</b>

# BMCRC - MRO Championships 2022 - Rnd 3 @ Snetterton 300

## DART Motorsport MRO 600/GP2 inc Clubman 600

### RACE 12 - SECTOR ANALYSIS



SECTOR 1 = FL to I1, SECTOR 2 = I1 to FL, DIFF = Difference To Personal Best Lap, P = Crossed Finish Line in Pit Lane, D = Time Disallowed

P17 168 C		Aaron DALRYMPLE		Yamaha R6 - Team Xclusiv			
IDEAL LAP TIME : 2:05.544		BEST LAP TIME : 2:05.544		DIFFERENCE : 0.000			
LAP	SECTOR 1	SECTOR 2	LAP TIME	MPH	DIFF	TIME OF DAY	
1 -		42.326	2:17.434	77.76	11.890	14:19:11.952	
2 -	1:24.722	42.529	2:07.251	83.99	1.707	14:21:19.203	
3 -	1:25.588	42.899	2:08.487	83.18	2.943	14:23:27.690	
4 -	1:24.869	42.172	2:07.041	84.13	1.497	14:25:34.731	
5 -	<b>1:23.929</b>	<b>41.615</b>	<b>2:05.544 (1)</b>	<b>85.13</b>		<b>14:27:40.275</b>	
6 -	1:24.662	41.962	2:06.624 (3)	84.40	1.080	14:29:46.899	
7 -	1:24.193	42.111	2:06.304 (2)	84.62	0.760	14:31:53.203	
8 -	1:24.222	42.786	2:07.008	84.15	1.464	14:34:00.211	
9 -	1:24.442	42.785	2:07.227	84.00	1.683	14:36:07.438	

P18 231		Austin WREN		Triumph DAYTONA 675R - DWAI Racing			
IDEAL LAP TIME : 2:06.187		BEST LAP TIME : 2:06.730		DIFFERENCE : 0.543			
LAP	SECTOR 1	SECTOR 2	LAP TIME	MPH	DIFF	TIME OF DAY	
1 -		43.179	2:16.639	78.22	9.909	14:19:11.157	
2 -	1:24.762	42.911	2:07.673	83.71	0.943	14:21:18.830	
3 -	1:24.777	42.309	2:07.086	84.10	0.356	14:23:25.916	
4 -	1:24.813	<b>41.948</b>	2:06.761 (3)	84.31	0.031	14:25:32.677	
5 -	1:24.637	42.344	2:06.981	84.17	0.251	14:27:39.658	
6 -	1:24.739	42.016	2:06.755 (2)	84.32	0.025	14:29:46.413	
7 -	1:25.232	42.024	2:07.256	83.98	0.526	14:31:53.669	
8 -	<b>1:24.239</b>	42.491	<b>2:06.730 (1)</b>	<b>84.33</b>		<b>14:34:00.399</b>	
9 -	1:24.362	42.900	2:07.262	83.98	0.532	14:36:07.661	

P19 8 C		Dave SAUNDERS		Honda CBR600 - Mum/Dad/JW MOT/Parks Utility			
IDEAL LAP TIME : 2:07.811		BEST LAP TIME : 2:07.899		DIFFERENCE : 0.088			
LAP	SECTOR 1	SECTOR 2	LAP TIME	MPH	DIFF	TIME OF DAY	
1 -		42.998	2:19.433	76.65	11.534	14:19:13.951	
2 -	1:25.818	44.000	2:09.818	82.33	1.919	14:21:23.769	
3 -	1:25.714	43.506	2:09.220	82.71	1.321	14:23:32.989	
4 -	1:25.528	<b>42.902</b>	2:08.430 (2)	83.22	0.531	14:25:41.419	
5 -	<b>1:24.909</b>	42.990	<b>2:07.899 (1)</b>	<b>83.56</b>		<b>14:27:49.318</b>	
6 -	1:25.652	43.835	2:09.487	82.54	1.588	14:29:58.805	
7 -	1:27.120	43.705	2:10.825	81.69	2.926	14:32:09.630	
8 -	1:25.557	43.110	2:08.667 (3)	83.06	0.768	14:34:18.297	

P20 73 C		Jamie THOMAS		Yamaha R6 - Team RubyRacing			
IDEAL LAP TIME : 2:07.249		BEST LAP TIME : 2:07.938		DIFFERENCE : 0.689			
LAP	SECTOR 1	SECTOR 2	LAP TIME	MPH	DIFF	TIME OF DAY	
1 -		42.914	2:16.961	78.03	9.023	14:19:11.479	
2 -	<b>1:24.756</b>	43.182	<b>2:07.938 (1)</b>	<b>83.54</b>		<b>14:21:19.417</b>	
3 -	1:26.266	<b>42.493</b>	2:08.759 (3)	83.00	0.821	14:23:28.176	
4 -	1:25.550	42.857	2:08.407 (2)	83.23	0.469	14:25:36.583	
5 -	1:26.765	43.662	2:10.427	81.94	2.489	14:27:47.010	
6 -	1:27.605	44.145	2:11.750	81.12	3.812	14:29:58.760	
7 -	1:26.818	43.581	2:10.399	81.96	2.461	14:32:09.159	
8 -	1:26.437	43.626	2:10.063	82.17	2.125	14:34:19.222	

# BMCRC - MRO Championships 2022 - Rnd 3 @ Snetterton 300

DART Motorsport MRO 600/GP2 inc Clubman 600

## RACE 12 - SECTOR ANALYSIS



SECTOR 1 = FL to I1, SECTOR 2 = I1 to FL, DIFF = Difference To Personal Best Lap, P = Crossed Finish Line in Pit Lane, D = Time Disallowed

P21 19 C Michael REGAN		Yamaha YZF-R6 - North weald motorcycles				
IDEAL LAP TIME : 2:15.194		BEST LAP TIME : 2:16.628		DIFFERENCE : 1.434		
LAP	SECTOR 1	SECTOR 2	LAP TIME	MPH	DIFF	TIME OF DAY
1 -		51.669	2:29.785	71.35	13.157	14:19:24.303
2 -	1:31.316	46.520	2:17.836 (3)	77.54	1.208	14:21:42.139
3 -	1:32.268	47.718	2:19.986	76.35	3.358	14:24:02.125
4 -	1:32.657	46.043	2:18.700	77.05	2.072	14:26:20.825
5 -	1:33.960	45.807	2:19.767	76.47	3.139	14:28:40.592
6 -	1:32.773	45.646	2:18.419	77.21	1.791	14:30:59.011
7 -	1:31.376	<b>45.440</b>	2:16.816 (2)	78.12	0.188	14:33:15.827
8 -	<b>1:29.754</b>	46.874	<b>2:16.628 (1)</b>	<b>78.22</b>		<b>14:35:32.455</b>

P22 661 GP2 Cameron HARRIS		Triumph 675R - Harris / Tony Scott Motorsport				
IDEAL LAP TIME : 1:59.963		BEST LAP TIME : 2:00.172		DIFFERENCE : 0.209		
LAP	SECTOR 1	SECTOR 2	LAP TIME	MPH	DIFF	TIME OF DAY
1 -		40.104	2:06.292	84.62	6.120	14:19:00.810
2 -	<b>1:19.909</b>	40.263	<b>2:00.172 (1)</b>	<b>88.93</b>		<b>14:21:00.982</b>
3 -	1:20.365	40.094	2:00.459 (2)	88.72	0.287	14:23:01.441
4 -	1:20.269	40.437	2:00.706 (3)	88.54	0.534	14:25:02.147
5 -	1:20.758	<b>40.054</b>	2:00.812	88.46	0.640	14:27:02.959
6 -	1:20.431	40.799	2:01.230	88.16	1.058	14:29:04.189

P23 78 GP2 Mark EVANS		Harris MOTO 2 - PHG contracting				
IDEAL LAP TIME : 2:02.883		BEST LAP TIME : 2:02.927		DIFFERENCE : 0.044		
LAP	SECTOR 1	SECTOR 2	LAP TIME	MPH	DIFF	TIME OF DAY
1 -		42.034	2:12.720	80.53	9.793	14:19:07.238
2 -	1:22.972	41.505	2:04.477 (3)	85.86	1.550	14:21:11.715
3 -	1:21.990	<b>41.449</b>	2:03.439 (2)	86.58	0.512	14:23:15.154
4 -	<b>1:21.434</b>	41.493	<b>2:02.927 (1)</b>	<b>86.94</b>		<b>14:25:18.081</b>

P24 22 C Toby TRUNDLE		Yamaha YZF-R6 - Harris Motorcycles - Harlow				
IDEAL LAP TIME : 2:07.558		BEST LAP TIME : 2:07.558		DIFFERENCE : 0.000		
LAP	SECTOR 1	SECTOR 2	LAP TIME	MPH	DIFF	TIME OF DAY
1 -		42.925	2:16.181	78.48	8.623	14:19:10.699
2 -	<b>1:24.865</b>	<b>42.693</b>	<b>2:07.558 (1)</b>	<b>83.78</b>		<b>14:21:18.257</b>

P25 624 C Matthew FEDRICK		Yamaha R6 - Matthew Fedrick farriers ltd/ Palmer Race Skool				
IDEAL LAP TIME : 2:08.491		BEST LAP TIME :		DIFFERENCE :		
LAP	SECTOR 1	SECTOR 2	LAP TIME	MPH	DIFF	TIME OF DAY
1 -		<b>42.566</b>	2:17.340	77.82		14:19:11.858

# BMCRC - MRO Championships 2022 - Rnd 3 @ Snetterton 300

## DART Motorsport MRO 600/GP2 inc Clubman 600

### RACE 12 - BEST SECTORS

SECTOR 1			SECTOR 2			IDEAL / BEST COMPARISON						
POS	NO	NAME	TIME	NO	NAME	TIME	POS	NO	NAME	IDEAL	BEST	DIFF
									<b>PERFECT LAP</b>	<b>1:54.475</b>		
1	46	BARNES	1:16.212	46	BARNES	38.263	1	46	BARNES	1:54.475	1:53.678	-0.797
2	15	CROSBY	1:17.391	15	CROSBY	38.817	2	15	CROSBY	1:56.208	1:56.354	0.146
3	82	BULL	1:18.002	82	BULL	39.049	3	82	BULL	1:57.051	1:57.178	0.127
4	30	MELLOR	1:18.979	30	MELLOR	39.601	4	30	MELLOR	1:58.580	1:58.580	0.000
5	188	KRAWIECKI	1:19.619	37	LATHAM	39.708	5	37	LATHAM	1:59.454	1:59.866	0.412
6	169	CUNNINGHAM	1:19.668	169	CUNNINGHAM	39.943	6	188	KRAWIECKI	1:59.563	1:59.563	0.000
7	37	LATHAM	1:19.746	188	KRAWIECKI	39.944	7	169	CUNNINGHAM	1:59.611	1:59.611	0.000
8	661	HARRIS	1:19.909	961	SIM	40.027	8	661	HARRIS	1:59.963	2:00.172	0.209
9	961	SIM	1:19.959	661	HARRIS	40.054	9	961	SIM	1:59.986	2:00.056	0.070
10	27	McLAREN	1:20.328	27	McLAREN	40.080	10	27	McLAREN	2:00.408	2:00.535	0.127
11	2	GILL	1:20.373	2	GILL	40.282	11	2	GILL	2:00.655	2:00.950	0.295
12	5	REYNOLDS	1:20.479	5	REYNOLDS	40.386	12	5	REYNOLDS	2:00.865	2:00.931	0.066
13	3	LAMBDEN	1:20.655	3	LAMBDEN	40.398	13	3	LAMBDEN	2:01.053	2:01.169	0.116
14	13	EDMONDSON	1:20.780	779	BRIAN	40.775	14	13	EDMONDSON	2:01.761	2:02.096	0.335
15	132	GILBERT	1:20.930	13	EDMONDSON	40.981	15	132	GILBERT	2:01.970	2:02.462	0.492
16	78	EVANS	1:21.434	132	GILBERT	41.040	16	779	BRIAN	2:02.261	2:02.475	0.214
17	779	BRIAN	1:21.486	33	CARPENTER	41.293	17	78	EVANS	2:02.883	2:02.927	0.044
18	33	CARPENTER	1:22.689	78	EVANS	41.449	18	33	CARPENTER	2:03.982	2:03.982	0.000
19	168	DALRYMPLE	1:23.929	168	DALRYMPLE	41.615	19	168	DALRYMPLE	2:05.544	2:05.544	0.000
20	231	WREN	1:24.239	231	WREN	41.948	20	231	WREN	2:06.187	2:06.730	0.543
21	73	THOMAS	1:24.756	73	THOMAS	42.493	21	73	THOMAS	2:07.249	2:07.938	0.689
22	22	TRUNDLE	1:24.865	624	FEDRICK	42.566	22	22	TRUNDLE	2:07.558	2:07.558	0.000
23	8	SAUNDERS	1:24.909	22	TRUNDLE	42.693	23	8	SAUNDERS	2:07.811	2:07.899	0.088
24	624	FEDRICK	1:25.925	8	SAUNDERS	42.902	24	624	FEDRICK	2:08.491		
25	19	REGAN	1:29.754	19	REGAN	45.440	25	19	REGAN	2:15.194	2:16.628	1.434
26												

# BMCRC - MRO Championships 2022 - Rnd 3 @ Snetterton 300

## DART Motorsport MRO 600/GP2 inc Clubman 600

### RACE 12 - STATISTICS

**Competitors Started** 25  
**Planned Start** 2022-05-08 @ 14:25:00.000  
**Actual Start** 2022-05-08 @ 14:16:54.517  
**Finish Time** 2022-05-08 @ 14:34:11.267  
**Track Length** 2.9689mi.  
**Total Laps** 199  
**Total Distance Covered** 590.8133mi.

#### Session Fastest Lap History

NO	CL	NAME	LAP TIME	TIME OF DAY	LAP	VEHICLE
46		Ash BARNES	<b>1:54.622</b>	14:20:49.562	2	Yamaha R6
46		Ash BARNES	<b>1:54.525</b>	14:22:44.087	3	Yamaha R6
46		Ash BARNES	<b>1:54.415</b>	14:24:38.485	4	Yamaha R6
46		Ash BARNES	<b>1:53.678</b>	14:26:32.163	5	Yamaha R6

#### Session Leader History

NO	CL	NAME	FROM LAP	LAPS LED	DISTANCE	VEHICLE
46		Ash BARNES	1	9	26.72 miles	Yamaha R6

#### Flag History

TYPE	TIME OF DAY
GREEN	14:16:54.517
FINISH	14:34:11.267

#### Flag Statistics

TYPE	COUNT	TOTAL LAPS	TOTAL TIME
Green	1	9	19:25.000
Red	0	0	0.000
Safety Car	0	0	0.000
FCY	0	0	0.000

# BMCRC - MRO Championships 2022 - Rnd 3 @ Snetterton 300

## DART Motorsport MRO 600/GP2 inc Clubman 600

### RACE 12 - STATISTICS

CLASS :

13 Starters

#### Fastest Lap History

NO	NAME	LAP TIME	TIME OF DAY	LAP	VEHICLE
46	Ash BARNES	<b>1:54.622</b>	14:20:49.562	2	Yamaha R6
46	Ash BARNES	<b>1:54.525</b>	14:22:44.087	3	Yamaha R6
46	Ash BARNES	<b>1:54.415</b>	14:24:38.485	4	Yamaha R6
46	Ash BARNES	<b>1:53.678</b>	14:26:32.163	5	Yamaha R6

#### Leader History

NO	NAME	FROM LAP	LAPS LED	DISTANCE	VEHICLE
46	Ash BARNES	1	9	26.72 miles	Yamaha R6

# BMCRC - MRO Championships 2022 - Rnd 3 @ Snetterton 300

DART Motorsport MRO 600/GP2 inc Clubman 600

## RACE 12 - STATISTICS

**CLASS : C**

10 Starters

### Fastest Lap History

NO	NAME	LAP TIME	TIME OF DAY	LAP	VEHICLE
30	Owen MELLOR	1:58.580	14:20:57.456	2	Kawaski ZX-6

### Leader History

NO	NAME	FROM LAP	LAPS LED	DISTANCE	VEHICLE
30	Owen MELLOR	1	9	26.72 miles	Kawaski ZX-6



# BMCRC - MRO Championships 2022 - Rnd 3 @ Snetterton 300

DART Motorsport MRO 600/GP2 inc Clubman 600

## RACE 12 - STATISTICS

**CLASS : GP2**

2 Starters

### Fastest Lap History

NO	NAME	LAP TIME	TIME OF DAY	LAP	VEHICLE
661	Cameron HARRIS	2:00.172	14:21:00.985	2	Triumph 675R

### Leader History

NO	NAME	FROM LAP	LAPS LED	DISTANCE	VEHICLE
661	Cameron HARRIS	1	6	17.81 miles	Triumph 675R

**Properly  
Protected**

**.GO.UK**



# MRO MINITWINS

Supported by Properly Protected



BMCRC-MRO Championships - Round 3

Snetterton 300

7<sup>th</sup> / 8<sup>th</sup> May 2022



Timing & Results Provided by Timing Solutions Ltd

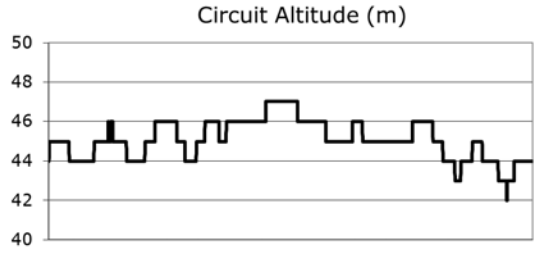
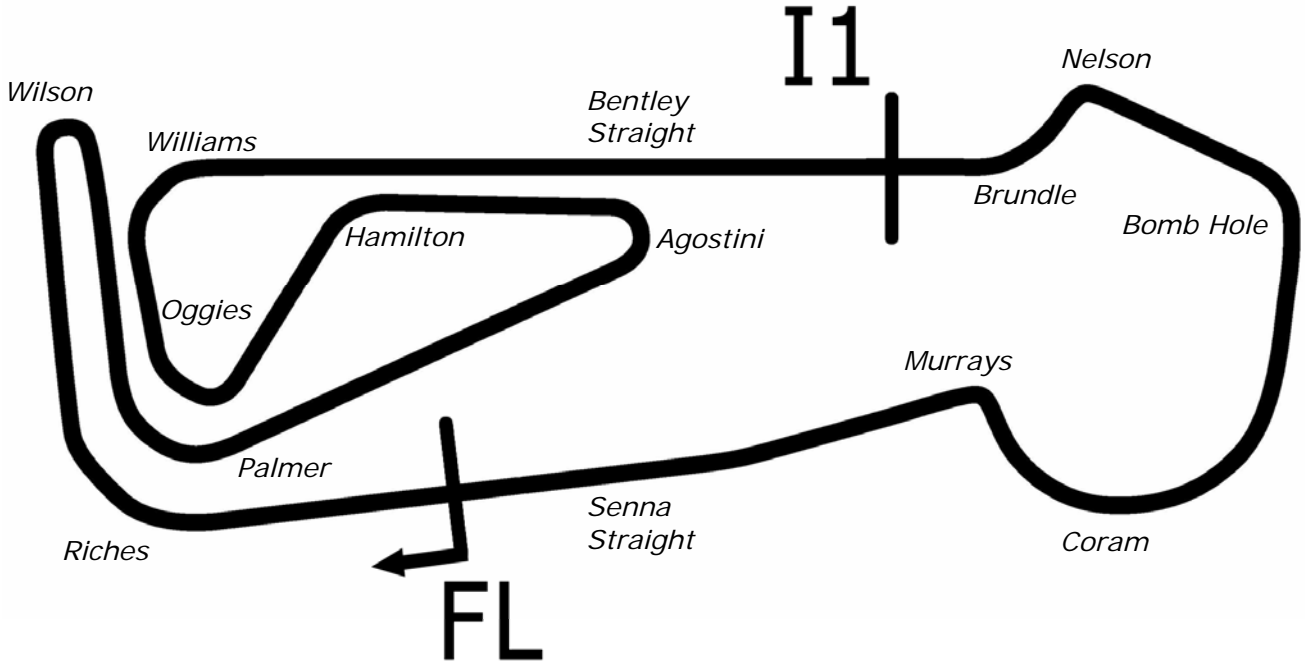
[www.tsl-timing.com](http://www.tsl-timing.com)

# Snetterton 300



SPORTS TIMING

TIMING SOLUTIONS LTD



Length	2.9689 miles	4778.0 m	
FL		52.46340 N	0.94476 E
I1	3198m	52.46617 N	0.94964 E
Pit Entry	4572m	52.46364 N	0.94774 E
Pit Exit	40m after FL	52.46338 N	0.94420 E
Pit Entry-Pit Exit 246m, 17.7s @50kph, 14.7s @60kph			

# BMCRC - MRO Championships 2022 - Rnd 3 @ Snetterton 300



## MRO Minitwins

### QUALIFYING - CLASSIFICATION

POS	NO	NAME	ENTRY	TIME	ON	LAPS	GAP	DIFF	MPH
1	96	Dan HARRIS	Suzuki SV650 - HP Racing- Emerald Elevators	2:23.345	4	4			74.56
2	166	Nik BAKER	Suzuki SV650 - K66, DMR customs	2:27.240	4	4	3.895	3.895	72.58
3	19	Kevin LILLEY	Suzuki SV650 - Trafalgar Cleaning Eqpt. / Steve Jordar	2:29.593	4	4	6.248	2.353	71.44
4	63	Stephen PERFITT	Suzuki SV650 - PKP Services Ltd	2:30.140	4	4	6.795	0.547	71.18
5	66	Mitch DUCRAN	Suzuki SV650 - JP Haulage	2:32.533	4	4	9.188	2.393	70.07
6	919	Andrew BELLIS	Suzuki SV650 - Cunco Ltd	2:33.582	4	4	10.237	1.049	69.59
7	833	Talan SKEELS-PIGGINS	Suzuki SV650 - Talan Racing	2:35.297	4	4	11.952	1.715	68.82
8	97	Alex MANN	Suzuki SV650 - Michael Jones Jewellers,Esprit Group,1	2:35.413	4	4	12.068	0.116	68.77
9	6	Martin COOPER	Suzuki SV650 -	2:35.505	4	4	12.160	0.092	68.73
10	34	Andrew JOHNSON	Suzuki SV650 - Rose & Charlie Racing	2:38.068	4	4	14.723	2.563	67.61
11	47	Tristan BOHANAN	Suzuki SV650 - Myself	2:38.737	4	4	15.392	0.669	67.33
12	184	David TWYFORD	Suzuki SV650 - MHP	2:39.033	4	4	15.688	0.296	67.20
13	81	Malvern MAY	Suzuki SV650 - IMP racing	2:39.141	4	4	15.796	0.108	67.16
14	18	Stephen LANE	Suzuki SV650 -	2:39.242	4	4	15.897	0.101	67.11
15	138	Craig JARMIN	Suzuki SV650 - SK PreP	2:39.246	4	4	15.901	0.004	67.11
16	116	Gareth FAITH	Suzuki SV650 - Sitramoto	2:41.576	4	4	18.231	2.330	66.14
17	84	Ricardo BRANCO	Suzuki SV650 - IMP Racing	2:42.645	4	4	19.300	1.069	65.71
18	70	Colin HALL	Suzuki SV650 -	2:42.893	4	4	19.548	0.248	65.61
19	58	Stacey KILLWORTH	Suzuki SV650 - Greenplant/Everns	2:45.952	4	4	22.607	3.059	64.40
20	627	Aaron MONK	Suzuki SV650 - flyaspitfire.co.uk	2:46.766	1	1	23.421	0.814	64.09
21	99	Lee ELLIS	Suzuki SV650 - ATP Motorsport	2:47.944	1	1	24.599	1.178	63.64
22	93	Tony BOTTO	Suzuki SV650 - TB Motorcycles	2:54.754	1	1	31.409	6.810	61.16
23	744	Gary ANDERSON	Suzuki SV650 - A&M MOT Services. Guildford	3:03.250	1	1	39.905	8.496	58.32

Weather / Track : Cloudy / Wet

These results are provisional until the conclusion of any judicial and technical matters.

Snetterton 300: 2.9689 miles

Date: 07/05/2022 Start: 10:02 Finish: 10:18

Clerk Of Course :	Stewards :	Timekeeper : Craig Smith
-------------------	------------	--------------------------

Results can be found at [www.tsl-timing.com](http://www.tsl-timing.com)

Printed - 10:20 Saturday, 07 May 2022



# BMCRC - MRO Championships 2022 - Rnd 3 @ Snetterton 300

## MRO Minitwins

### QUALIFYING - SECTOR ANALYSIS



SECTOR 1 = FL to I1, SECTOR 2 = I1 to FL, DIFF = Difference To Personal Best Lap, P = Crossed Finish Line in Pit Lane, D = Time Disallowed

<b>P1 96</b>		<b>Dan HARRIS</b>		Suzuki SV650 - HP Racing- Emerald Elevators			
IDEAL LAP TIME : 2:23.345		BEST LAP TIME : 2:23.345		DIFFERENCE : 0.000			
LAP	SECTOR 1	SECTOR 2	LAP TIME	MPH	DIFF	TIME OF DAY	
1 -	1:51.406	52.645	2:44.051 (2)	65.15	20.706	10:05:51.670	
2 -	2:31.816	IN PIT	7:48.052 P	22.83	5:24.707	10:13:39.722	
3 -	OUTLAP	50.372	2:34.641	69.11	11.296	10:16:14.363	
4 -	<b>1:35.172</b>	<b>48.173</b>	<b>2:23.345 (1)</b>	<b>74.56</b>		<b>10:18:37.708</b>	

<b>P2 166</b>		<b>Nik BAKER</b>		Suzuki SV650 - K66, DMR customs			
IDEAL LAP TIME : 2:27.240		BEST LAP TIME : 2:27.240		DIFFERENCE : 0.000			
LAP	SECTOR 1	SECTOR 2	LAP TIME	MPH	DIFF	TIME OF DAY	
1 -	1:49.247	53.714	2:42.961 (2)	65.58	15.721	10:05:58.990	
2 -	1:44.348	IN PIT	7:37.331 P	23.37	5:10.091	10:13:36.321	
3 -	OUTLAP	50.534	2:33.557	69.60	6.317	10:16:09.878	
4 -	<b>1:37.697</b>	<b>49.543</b>	<b>2:27.240 (1)</b>	<b>72.58</b>		<b>10:18:37.118</b>	

<b>P3 19</b>		<b>Kevin LILLEY</b>		Suzuki SV650 - Trafalgar Cleaning Eqpt. / Steve Jordan Motorcy			
IDEAL LAP TIME : 2:29.054		BEST LAP TIME : 2:29.593		DIFFERENCE : 0.539			
LAP	SECTOR 1	SECTOR 2	LAP TIME	MPH	DIFF	TIME OF DAY	
1 -	1:49.949	52.718	2:42.667 (2)	65.70	13.074	10:05:51.996	
2 -	2:40.880	IN PIT	7:51.198 P	22.68	5:21.605	10:13:43.194	
3 -	OUTLAP	51.925	2:45.197	64.69	15.604	10:16:28.391	
4 -	1:39.941	<b>49.652</b>	<b>2:29.593 (1)</b>	<b>71.44</b>		<b>10:18:57.984</b>	

<b>P4 63</b>		<b>Stephen PERFITT</b>		Suzuki SV650 - PKP Services Ltd			
IDEAL LAP TIME : 2:30.140		BEST LAP TIME : 2:30.140		DIFFERENCE : 0.000			
LAP	SECTOR 1	SECTOR 2	LAP TIME	MPH	DIFF	TIME OF DAY	
1 -	1:56.930	54.458	2:51.388 (2)	62.36	21.248	10:06:14.876	
2 -	1:42.592	IN PIT	7:23.579 P	24.09	4:53.439	10:13:38.455	
3 -	OUTLAP	52.093	2:39.933	66.82	9.793	10:16:18.388	
4 -	<b>1:39.446</b>	<b>50.694</b>	<b>2:30.140 (1)</b>	<b>71.18</b>		<b>10:18:48.528</b>	

<b>P5 66</b>		<b>Mitch DUCRAN</b>		Suzuki SV650 - JP Haulage			
IDEAL LAP TIME : 2:32.533		BEST LAP TIME : 2:32.533		DIFFERENCE : 0.000			
LAP	SECTOR 1	SECTOR 2	LAP TIME	MPH	DIFF	TIME OF DAY	
1 -	1:48.350	54.224	2:42.574 (2)	65.74	10.041	10:05:57.039	
2 -	2:34.111	IN PIT	7:51.086 P	22.68	5:18.553	10:13:48.125	
3 -	OUTLAP	51.742	2:40.552	66.57	8.019	10:16:28.677	
4 -	<b>1:41.279</b>	<b>51.254</b>	<b>2:32.533 (1)</b>	<b>70.07</b>		<b>10:19:01.210</b>	

<b>P6 919</b>		<b>Andrew BELLIS</b>		Suzuki SV650 - Cunco Ltd			
IDEAL LAP TIME : 2:33.582		BEST LAP TIME : 2:33.582		DIFFERENCE : 0.000			
LAP	SECTOR 1	SECTOR 2	LAP TIME	MPH	DIFF	TIME OF DAY	
1 -	1:49.382	56.232	2:45.614 (2)	64.53	12.032	10:05:58.213	
2 -	1:44.786	IN PIT	7:39.529 P	23.25	5:05.947	10:13:37.742	
3 -	OUTLAP	54.208	2:42.486	65.77	8.904	10:16:20.228	
4 -	<b>1:41.055</b>	<b>52.527</b>	<b>2:33.582 (1)</b>	<b>69.59</b>		<b>10:18:53.810</b>	

<b>P7 833</b>		<b>Talan SKEELS-PIGGINS</b>		Suzuki SV650 - Talan Racing			
IDEAL LAP TIME : 2:35.226		BEST LAP TIME : 2:35.297		DIFFERENCE : 0.071			
LAP	SECTOR 1	SECTOR 2	LAP TIME	MPH	DIFF	TIME OF DAY	
1 -	OUTLAP	55.923	2:54.948	61.09	19.651	10:05:43.415	
2 -	2:24.444	IN PIT	8:27.012 P	21.08	5:51.715	10:14:10.427	
3 -	OUTLAP	53.473	2:43.544	65.35	8.247	10:16:53.971	
4 -	<b>1:42.920</b>	52.377	<b>2:35.297 (1)</b>	<b>68.82</b>		<b>10:19:29.268</b>	

# BMCRC - MRO Championships 2022 - Rnd 3 @ Snetterton 300

## MRO Minitwins

### QUALIFYING - SECTOR ANALYSIS



SECTOR 1 = FL to I1, SECTOR 2 = I1 to FL, DIFF = Difference To Personal Best Lap, P = Crossed Finish Line in Pit Lane, D = Time Disallowed

P8 97		Alex MANN		Suzuki SV650 - Michael Jones Jewellers,Esprit Group,TT50 cars			
IDEAL LAP TIME : 2:35.413		BEST LAP TIME : 2:35.413		DIFFERENCE : 0.000			
LAP	SECTOR 1	SECTOR 2	LAP TIME	MPH	DIFF	TIME OF DAY	
1 -	1:51.128	54.426	2:45.554 (2)	64.55	10.141	10:05:53.653	
2 -	1:44.064	IN PIT	7:43.363 P	23.06	5:07.950	10:13:37.016	
3 -	OUTLAP	54.076	2:42.518	65.76	7.105	10:16:19.534	
4 -	<b>1:42.503</b>	<b>52.910</b>	<b>2:35.413 (1)</b>	<b>68.77</b>		<b>10:18:54.947</b>	

P9 6		Martin COOPER		Suzuki SV650 -			
IDEAL LAP TIME : 2:35.505		BEST LAP TIME : 2:35.505		DIFFERENCE : 0.000			
LAP	SECTOR 1	SECTOR 2	LAP TIME	MPH	DIFF	TIME OF DAY	
1 -	1:50.936	57.193	2:48.129 (2)	63.57	12.624	10:05:58.501	
2 -	1:45.448	IN PIT	7:39.038 P	23.28	5:03.533	10:13:37.539	
3 -	OUTLAP	55.042	2:43.875	65.22	8.370	10:16:21.414	
4 -	<b>1:41.868</b>	<b>53.637</b>	<b>2:35.505 (1)</b>	<b>68.73</b>		<b>10:18:56.919</b>	

P10 34		Andrew JOHNSON		Suzuki SV650 - Rose & Charlie Racing			
IDEAL LAP TIME : 2:38.068		BEST LAP TIME : 2:38.068		DIFFERENCE : 0.000			
LAP	SECTOR 1	SECTOR 2	LAP TIME	MPH	DIFF	TIME OF DAY	
1 -	1:55.076	54.940	2:50.016 (2)	62.86	11.948	10:06:05.910	
2 -	1:46.045	IN PIT	7:33.094 P	23.58	4:55.026	10:13:39.004	
3 -	OUTLAP	54.511	2:49.017	63.23	10.949	10:16:28.021	
4 -	<b>1:44.974</b>	<b>53.094</b>	<b>2:38.068 (1)</b>	<b>67.61</b>		<b>10:19:06.089</b>	

P11 47		Tristan BOHANAN		Suzuki SV650 - Myself			
IDEAL LAP TIME : 2:37.694		BEST LAP TIME : 2:38.737		DIFFERENCE : 1.043			
LAP	SECTOR 1	SECTOR 2	LAP TIME	MPH	DIFF	TIME OF DAY	
1 -	1:57.567	53.706	2:51.273 (2)	62.40	12.536	10:06:08.845	
2 -	<b>1:44.163</b>	IN PIT	7:30.409 P	23.72	4:51.672	10:13:39.254	
3 -	OUTLAP	56.127	2:48.402	63.46	9.665	10:16:27.656	
4 -	1:45.206	<b>53.531</b>	<b>2:38.737 (1)</b>	<b>67.33</b>		<b>10:19:06.393</b>	

P12 184		David TWYFORD		Suzuki SV650 - MHP			
IDEAL LAP TIME : 2:39.033		BEST LAP TIME : 2:39.033		DIFFERENCE : 0.000			
LAP	SECTOR 1	SECTOR 2	LAP TIME	MPH	DIFF	TIME OF DAY	
1 -	2:06.044	56.789	3:02.833 (2)	58.45	23.800	10:07:42.329	
2 -	2:23.867	IN PIT	6:32.325 P	27.24	3:53.292	10:14:14.654	
3 -	OUTLAP	56.084	2:56.042	60.71	17.009	10:17:10.696	
4 -	<b>1:45.616</b>	<b>53.417</b>	<b>2:39.033 (1)</b>	<b>67.20</b>		<b>10:19:49.729</b>	

P13 81		Malvern MAY		Suzuki SV650 - IMP racing			
IDEAL LAP TIME : 2:39.141		BEST LAP TIME : 2:39.141		DIFFERENCE : 0.000			
LAP	SECTOR 1	SECTOR 2	LAP TIME	MPH	DIFF	TIME OF DAY	
1 -	2:02.406	57.175	2:59.581 (2)	59.51	20.440	10:06:12.610	
2 -	1:50.290	IN PIT	7:29.098 P	23.79	4:49.957	10:13:41.708	
3 -	OUTLAP	56.360	2:54.171	61.36	15.030	10:16:35.879	
4 -	<b>1:45.497</b>	<b>53.644</b>	<b>2:39.141 (1)</b>	<b>67.16</b>		<b>10:19:15.020</b>	

P14 18		Stephen LANE		Suzuki SV650 -			
IDEAL LAP TIME : 2:39.242		BEST LAP TIME : 2:39.242		DIFFERENCE : 0.000			
LAP	SECTOR 1	SECTOR 2	LAP TIME	MPH	DIFF	TIME OF DAY	
1 -	2:04.457	1:03.199	3:07.656 (2)	56.95	28.414	10:06:28.487	
2 -	1:50.172	IN PIT	7:13.602 P	24.64	4:34.360	10:13:42.089	
3 -	OUTLAP	57.896	2:54.676	61.18	15.434	10:16:36.765	
4 -	<b>1:45.837</b>	<b>53.405</b>	<b>2:39.242 (1)</b>	<b>67.11</b>		<b>10:19:16.007</b>	

# BMCRC - MRO Championships 2022 - Rnd 3 @ Snetterton 300

## MRO Minitwins

### QUALIFYING - SECTOR ANALYSIS



SECTOR 1 = FL to I1, SECTOR 2 = I1 to FL, DIFF = Difference To Personal Best Lap, P = Crossed Finish Line in Pit Lane, D = Time Disallowed

P15 138		Craig JARMIN		Suzuki SV650 - SK PreP			
IDEAL LAP TIME : 2:39.246		BEST LAP TIME : 2:39.246		DIFFERENCE : 0.000			
LAP	SECTOR 1	SECTOR 2	LAP TIME	MPH	DIFF	TIME OF DAY	
1 -	1:58.663	55.868	2:54.531 (2)	61.23	15.285	10:06:10.766	
2 -	1:49.287	IN PIT	7:29.470 P	23.77	4:50.224	10:13:40.236	
3 -	OUTLAP	57.050	2:55.205	61.00	15.959	10:16:35.441	
4 -	<b>1:45.523</b>	<b>53.723</b>	<b>2:39.246 (1)</b>	<b>67.11</b>		<b>10:19:14.687</b>	

P16 116		Gareth FAITH		Suzuki SV650 - Sitramoto			
IDEAL LAP TIME : 2:41.576		BEST LAP TIME : 2:41.576		DIFFERENCE : 0.000			
LAP	SECTOR 1	SECTOR 2	LAP TIME	MPH	DIFF	TIME OF DAY	
1 -	1:52.437	57.034	2:49.471 (2)	63.06	7.895	10:05:59.111	
2 -	1:47.505	IN PIT	7:39.036 P	23.28	4:57.460	10:13:38.147	
3 -	OUTLAP	57.057	2:49.781	62.95	8.205	10:16:27.928	
4 -	<b>1:47.474</b>	<b>54.102</b>	<b>2:41.576 (1)</b>	<b>66.14</b>		<b>10:19:09.504</b>	

P17 84		Ricardo BRANCO		Suzuki SV650 - IMP Racing			
IDEAL LAP TIME : 2:42.645		BEST LAP TIME : 2:42.645		DIFFERENCE : 0.000			
LAP	SECTOR 1	SECTOR 2	LAP TIME	MPH	DIFF	TIME OF DAY	
1 -	2:01.036	1:00.539	3:01.575 (2)	58.86	18.930	10:06:21.226	
2 -	1:53.956	IN PIT	7:24.713 P	24.03	4:42.068	10:13:45.939	
3 -	OUTLAP	57.743	2:53.770	61.50	11.125	10:16:39.709	
4 -	<b>1:46.413</b>	<b>56.232</b>	<b>2:42.645 (1)</b>	<b>65.71</b>		<b>10:19:22.354</b>	

P18 70		Colin HALL		Suzuki SV650 -			
IDEAL LAP TIME : 2:42.893		BEST LAP TIME : 2:42.893		DIFFERENCE : 0.000			
LAP	SECTOR 1	SECTOR 2	LAP TIME	MPH	DIFF	TIME OF DAY	
1 -	2:06.696	1:03.844	3:10.540 (2)	56.09	27.647	10:06:28.617	
2 -	1:58.058	IN PIT	7:13.810 P	24.63	4:30.917	10:13:42.427	
3 -	OUTLAP	57.741	2:56.341	60.61	13.448	10:16:38.768	
4 -	<b>1:46.224</b>	<b>56.669</b>	<b>2:42.893 (1)</b>	<b>65.61</b>		<b>10:19:21.661</b>	

P19 58		Stacey KILLWORTH		Suzuki SV650 - Greenplant/Everns			
IDEAL LAP TIME : 2:45.952		BEST LAP TIME : 2:45.952		DIFFERENCE : 0.000			
LAP	SECTOR 1	SECTOR 2	LAP TIME	MPH	DIFF	TIME OF DAY	
1 -	2:02.501	1:00.787	3:03.288 (2)	58.31	17.336	10:06:22.128	
2 -	1:59.122	IN PIT	7:17.493 P	24.43	4:31.541	10:13:39.621	
3 -	OUTLAP	57.272	2:55.813	60.79	9.861	10:16:35.434	
4 -	<b>1:49.982</b>	<b>55.970</b>	<b>2:45.952 (1)</b>	<b>64.40</b>		<b>10:19:21.386</b>	

P20 627		Aaron MONK		Suzuki SV650 - flyaspitfire.co.uk			
IDEAL LAP TIME : 2:42.258		BEST LAP TIME : 2:46.766		DIFFERENCE : 4.508			
LAP	SECTOR 1	SECTOR 2	LAP TIME	MPH	DIFF	TIME OF DAY	
1 -	1:50.629	<b>56.137</b>	<b>2:46.766 (1)</b>	<b>64.09</b>		<b>10:05:56.999</b>	

P21 99		Lee ELLIS		Suzuki SV650 - ATP Motorsport			
IDEAL LAP TIME : 2:47.944		BEST LAP TIME : 2:47.944		DIFFERENCE : 0.000			
LAP	SECTOR 1	SECTOR 2	LAP TIME	MPH	DIFF	TIME OF DAY	
1 -	<b>1:51.854</b>	<b>56.090</b>	<b>2:47.944 (1)</b>	<b>63.64</b>		<b>10:05:56.824</b>	

P22 93		Tony BOTTO		Suzuki SV650 - TB Motorcycles			
IDEAL LAP TIME : 2:54.754		BEST LAP TIME : 2:54.754		DIFFERENCE : 0.000			
LAP	SECTOR 1	SECTOR 2	LAP TIME	MPH	DIFF	TIME OF DAY	
1 -	<b>2:00.782</b>	<b>53.972</b>	<b>2:54.754 (1)</b>	<b>61.16</b>		<b>10:06:13.972</b>	

# BMCRC - MRO Championships 2022 - Rnd 3 @ Snetterton 300

MRO Minitwins

## QUALIFYING - SECTOR ANALYSIS



SECTOR 1 = FL to I1, SECTOR 2 = I1 to FL, DIFF = Difference To Personal Best Lap, P = Crossed Finish Line in Pit Lane, D = Time Disallowed

<b>P23</b>	<b>744</b>	<b>Gary ANDERSON</b>	Suzuki SV650 - A&M MOT Services. Guildford			
IDEAL LAP TIME : 2:53.731		BEST LAP TIME : 3:03.250		DIFFERENCE : 9.519		
LAP	SECTOR 1	SECTOR 2	LAP TIME	MPH	DIFF	TIME OF DAY
1 -	2:03.853	<b>59.397</b>	<b>3:03.250 (1)</b>	<b>58.32</b>		<b>10:06:18.225</b>



# BMCRC - MRO Championships 2022 - Rnd 3 @ Snetterton 300

## MRO Minitwins

### QUALIFYING - BEST SECTORS

SECTOR 1			SECTOR 2			IDEAL / BEST COMPARISON						
POS	NO	NAME	TIME	NO	NAME	TIME	POS	NO	NAME	IDEAL	BEST	DIFF
									<b>PERFECT LAP</b>	<b>2:23.345</b>		
1	96	HARRIS	1:35.172	96	HARRIS	48.173	1	96	HARRIS	2:23.345	2:23.345	0.000
2	166	BAKER	1:37.697	166	BAKER	49.543	2	166	BAKER	2:27.240	2:27.240	0.000
3	19	LILLEY	1:39.402	19	LILLEY	49.652	3	19	LILLEY	2:29.054	2:29.593	0.539
4	63	PERFITT	1:39.446	63	PERFITT	50.694	4	63	PERFITT	2:30.140	2:30.140	0.000
5	919	BELLIS	1:41.055	66	DUCRAN	51.254	5	66	DUCRAN	2:32.533	2:32.533	0.000
6	66	DUCRAN	1:41.279	833	SKEELS-PIGGINS	52.306	6	919	BELLIS	2:33.582	2:33.582	0.000
7	6	COOPER	1:41.868	919	BELLIS	52.527	7	833	SKEELS-PIGGINS	2:35.226	2:35.297	0.071
8	97	MANN	1:42.503	97	MANN	52.910	8	97	MANN	2:35.413	2:35.413	0.000
9	833	SKEELS-PIGGINS	1:42.920	34	JOHNSON	53.094	9	6	COOPER	2:35.505	2:35.505	0.000
10	47	BOHANAN	1:44.163	18	LANE	53.405	10	47	BOHANAN	2:37.694	2:38.737	1.043
11	34	JOHNSON	1:44.974	184	TWYFORD	53.417	11	34	JOHNSON	2:38.068	2:38.068	0.000
12	81	MAY	1:45.497	47	BOHANAN	53.531	12	184	TWYFORD	2:39.033	2:39.033	0.000
13	138	JARMIN	1:45.523	6	COOPER	53.637	13	81	MAY	2:39.141	2:39.141	0.000
14	184	TWYFORD	1:45.616	81	MAY	53.644	14	18	LANE	2:39.242	2:39.242	0.000
15	18	LANE	1:45.837	138	JARMIN	53.723	15	138	JARMIN	2:39.246	2:39.246	0.000
16	627	MONK	1:46.121	93	BOTTO	53.972	16	116	FAITH	2:41.576	2:41.576	0.000
17	70	HALL	1:46.224	116	FAITH	54.102	17	627	MONK	2:42.258	2:46.766	4.508
18	84	BRANCO	1:46.413	58	KILLWORTH	55.970	18	84	BRANCO	2:42.645	2:42.645	0.000
19	116	FAITH	1:47.474	99	ELLIS	56.090	19	70	HALL	2:42.893	2:42.893	0.000
20	58	KILLWORTH	1:49.982	627	MONK	56.137	20	58	KILLWORTH	2:45.952	2:45.952	0.000
21	99	ELLIS	1:51.854	84	BRANCO	56.232	21	99	ELLIS	2:47.944	2:47.944	0.000
22	744	ANDERSON	1:54.334	70	HALL	56.669	22	744	ANDERSON	2:53.731	3:03.250	9.519
23	93	BOTTO	2:00.782	744	ANDERSON	59.397	23	93	BOTTO	2:54.754	2:54.754	0.000

# BMCRC - MRO Championships 2022 - Rnd 3 @ Snetterton 300

## MRO Minitwins

### QUALIFYING - STATISTICS

<b>Competitors Started</b>	23
<b>Planned Start</b>	2022-05-07 @ 09:51:00.000
<b>Actual Start</b>	2022-05-07 @ 10:02:48.429
<b>Finish Time</b>	2022-05-07 @ 10:18:32.598
<b>Track Length</b>	2.9689mi.
<b>Total Laps</b>	80
<b>Total Distance Covered</b>	237.5129mi.

### Session Fastest Lap History

NO	NAME	LAP TIME	TIME OF DAY	LAP	VEHICLE
96	Dan HARRIS	<b>2:44.051</b>	10:05:51.689	1	Suzuki SV650
19	Kevin LILLEY	<b>2:42.667</b>	10:05:52.014	1	Suzuki SV650
66	Mitch DUCRAN	<b>2:42.574</b>	10:05:57.039	1	Suzuki SV650
166	Nik BAKER	<b>2:27.240</b>	10:18:37.140	4	Suzuki SV650
96	Dan HARRIS	<b>2:23.345</b>	10:18:37.725	4	Suzuki SV650

### Flag History

TYPE	TIME OF DAY
GREEN	10:02:48.429
RED	10:08:20.473
GREEN	10:13:31.573
FINISH	10:18:32.598

### Flag Statistics

TYPE	COUNT	TOTAL LAPS	TOTAL TIME
Green	2	4	11:53.970
Red	1	0	5:11.100
Safety Car	0	0	0.000
FCY	0	0	0.000

# BMCRC - MRO Championships 2022 - Rnd 3 @ Snetterton 300



## MRO Minitwins

### RACE 4 - GRID (5 Laps)

ROW 10				28	833	Talan SKEELS-PIGGINS	2:35.297								
ROW 9		27	258	Ande FRIEND	26	144	Nick CRONIN	25	85	Ben CATT					
ROW 8	24	71	Colin CLUNE	23	29	Hayden KILLWORTH	22	744	Gary ANDERSON	3:03.250					
ROW 7				21	93	Tony BOTTO	2:54.754	20	99	Lee ELLIS	2:47.944	19	627	Aaron MONK	2:46.766
ROW 6	18	58	Stacey KILLWORTH	2:45.952	17	70	Colin HALL	2:42.893	16	84	Ricardo BRANCO	2:42.645			
ROW 5				15	116	Gareth FAITH	2:41.576	14	138	Craig JARMIN	2:39.246	13	18	Stephen LANE	2:39.242
ROW 4	12	81	Malvern MAY	2:39.141	11	184	David TWYFORD	2:39.033	10	47	Tristan BOHANAN	2:38.737			
ROW 3				9	34	Andrew JOHNSON	2:38.068	8	6	Martin COOPER	2:35.505	7	97	Alex MANN	2:35.413
ROW 2	6	919	Andrew BELLIS	2:33.582	5	66	Mitch DUCRAN	2:32.533	4	63	Stephen PERFITT	2:30.140			
ROW 1				3	19	Kevin LILLEY	2:29.593	2	166	Nik BAKER	2:27.240	1	96	Dan HARRIS	2:23.345
<b>Pole</b>															

Snetterton 300: 2.9689 miles

These results are provisional until the conclusion of any judicial and technical matters.

Clerk Of Course :	Stewards :	Timekeeper : Craig Smith
-------------------	------------	--------------------------

Results can be found at [www.tsl-timing.com](http://www.tsl-timing.com)

Printed - 10:20 Saturday, 07 May 2022



# BMCRC - MRO Championships 2022 - Rnd 3 @ Snetterton 300



## MRO Minitwins

### RACE 4 - CLASSIFICATION

POS	NO	NAME	ENTRY	LAPS	TIME	GAP	DIFF	MPH	BEST	ON
1	184	David TWYFORD	Suzuki SV650 - MHP	5	10:51.799			81.98	2:07.413	4
2	63	Stephen PERFITT	Suzuki SV650 - PKP Services Ltd	5	10:53.092	1.293	1.293	81.82	2:08.882	5
3	19	Kevin LILLEY	Suzuki SV650 - Trafalgar Cleaning Eqpt. / Steve Jorc	5	10:55.474	3.675	2.382	81.52	2:09.022	5
4	6	Martin COOPER	Suzuki SV650 -	5	11:03.072	11.273	7.598	80.59	2:11.364	3
5	166	Nik BAKER	Suzuki SV650 - K66, DMR customs	5	11:03.205	11.406	0.133	80.57	2:10.779	3
6	96	Dan HARRIS	Suzuki SV650 - HP Racing- Emerald Elevators	5	11:07.239	15.440	4.034	80.09	2:11.119	5
7	97	Alex MANN	Suzuki SV650 - Michael Jones Jewellers,Esprit Grou	5	11:07.550	15.751	0.311	80.05	2:11.495	5
8	66	Mitch DUCRAN	Suzuki SV650 - JP Haulage	5	11:08.965	17.166	1.415	79.88	2:11.831	2
9	81	Malvern MAY	Suzuki SV650 - IMP racing	5	11:15.973	24.174	7.008	79.05	2:11.641	2
10	34	Andrew JOHNSON	Suzuki SV650 - Rose & Charlie Racing	5	11:34.047	42.248	18.074	76.99	2:17.110	2
11	58	Stacey KILLWORTH	Suzuki SV650 - Greenplant/Everns	5	11:34.237	42.438	0.190	76.97	2:15.052	5
12	258	Ande FRIEND	Suzuki SV650 - Flying colours Motorcycle Training	5	11:35.547	43.748	1.310	76.83	2:14.331	5
13	29	Hayden KILLWORTH	Suzuki SV650 - Stacey Killworth	5	11:37.437	45.638	1.890	76.62	2:15.320	4
14	919	Andrew BELLIS	Suzuki SV650 - Cunco Ltd	5	11:38.432	46.633	0.995	76.51	2:16.994	5
15	99	Lee ELLIS	Suzuki SV650 - ATP Motorsport	5	11:40.541	48.742	2.109	76.28	2:16.276	5
16	84	Ricardo BRANCO	Suzuki SV650 - IMP Racing	5	11:42.955	51.156	2.414	76.02	2:17.927	5
17	138	Craig JARMIN	Suzuki SV650 - SK PreP	5	11:43.240	51.441	0.285	75.99	2:17.567	5
18	18	Stephen LANE	Suzuki SV650 -	5	11:43.445	51.646	0.205	75.96	2:17.121	5
19	70	Colin HALL	Suzuki SV650 -	5	11:52.168	1:00.369	8.723	75.03	2:18.988	5
20	93	Tony BOTTO	Suzuki SV650 - TB Motorcycles	5	11:52.664	1:00.865	0.496	74.98	2:19.055	5
21	47	Tristan BOHANAN	Suzuki SV650 - Myself	5	11:55.713	1:03.914	3.049	74.66	2:20.330	5
22	627	Aaron MONK	Suzuki SV650 - flyaspitfire.co.uk	5	11:55.992	1:04.193	0.279	74.63	2:18.856	5
23	85	Ben CATT	Suzuki SV650 -	5	11:59.978	1:08.179	3.986	74.22	2:19.539	5
24	744	Gary ANDERSON	Suzuki SV650 - A&M MOT Services. Guildford	5	12:01.368	1:09.569	1.390	74.08	2:21.231	3
25	116	Gareth FAITH	Suzuki SV650 - Sitramoto	5	12:12.546	1:20.747	11.178	72.95	2:22.717	5
26	833	Talan SKEELS-PIGGINS	Suzuki SV650 - Talan Racing	5	12:30.384	1:38.585	17.838	71.21	2:25.119	5

#### FASTEST LAP

184	David TWYFORD	Suzuki SV650 - MHP	4	2:07.413	83.88 mph	135.00 kph
-----	---------------	--------------------	---	----------	-----------	------------

92.5% of Race Speed = 75.83 mph

Weather / Track : Cloudy / Dry

These results are provisional until the conclusion of any judicial and technical matters.

Race Distance: 5 Laps / 14.84 miles

Snetterton 300: 2.9689 miles

Date: 07/05/2022 Start: 12:57 Finish: 13:08

Clerk Of Course :	Stewards :	Timekeeper : Craig Smith
-------------------	------------	--------------------------

Results can be found at [www.tsl-timing.com](http://www.tsl-timing.com)

Printed - 13:10 Saturday, 07 May 2022



# BMCRC - MRO Championships 2022 - Rnd 3 @ Snetterton 300

## MRO Minitwins

### RACE 4 - LAP CHART

#### LAP 1 @ 12:59:45.824

NO	BEHIND	LAP TIME
63		2:15.417
6	1.762	2:17.179
19	2.134	2:17.551
96	2.449	2:17.866
184	2.679	2:18.096
166	2.765	2:18.182
66	2.960	2:18.377
97	4.437	2:19.854
81	4.671	2:20.088
34	9.101	2:24.518
919	10.613	2:26.030
84	11.513	2:26.930
58	12.041	2:27.458
99	12.152	2:27.569
47	12.213	2:27.630
18	12.730	2:28.147
138	13.498	2:28.915
29	13.976	2:29.393
258	14.405	2:29.822
70	15.079	2:30.496
93	16.733	2:32.150
85	18.182	2:33.599
744	19.906	2:35.323
627	19.946	2:35.363
116	22.962	2:38.379
833	24.427	2:39.844

#### LAP 2 @ 13:01:55.215

NO	BEHIND	LAP TIME
63		2:09.391
19	2.699	2:09.956
184	3.021	2:09.733
6	3.772	2:11.401
166	4.807	2:11.433
96	5.335	2:12.277
66	5.400	2:11.831
97	6.706	2:11.660
81	6.921	2:11.641
34	16.820	2:17.110
58	20.775	2:18.125
919	20.861	2:19.639
258	22.788	2:17.774
84	22.839	2:20.717
18	23.392	2:20.053
138	23.452	2:19.345
99	23.873	2:21.112
29	24.571	2:19.986
47	24.706	2:21.884
93	27.644	2:20.302
70	28.481	2:22.793
85	31.234	2:22.443
627	31.758	2:21.203
744	32.321	2:21.806
116	37.140	2:23.569
833	41.936	2:26.900

#### LAP 3 @ 13:04:05.033

NO	BEHIND	LAP TIME
63		2:09.818
184	2.212	2:09.009
19	2.785	2:09.904
6	5.318	2:11.364

166	5.768	2:10.779	258	43.748	2:14.331
96	7.010	2:11.493	29	45.638	2:15.353
66	8.680	2:13.098	919	46.633	2:16.994
97	9.071	2:12.183	99	48.742	2:16.276
81	9.336	2:12.233	84	51.156	2:17.927
34	24.167	2:17.165	138	51.441	2:17.567
58	28.313	2:17.356	18	51.646	2:17.121
919	28.924	2:17.881	70	1:00.369	2:18.988
258	31.031	2:18.061	93	1:00.865	2:19.055
84	32.038	2:19.017	47	1:03.914	2:20.330
29	32.138	2:17.385	627	1:04.193	2:18.856
138	32.683	2:19.049	85	1:08.179	2:19.539
18	32.819	2:19.245	744	1:09.569	2:21.340
99	32.846	2:18.791	116	1:20.747	2:22.717
93	38.466	2:20.640	833	1:38.585	2:25.119
70	38.910	2:20.247			
47	39.811	2:24.923			
85	43.324	2:21.908			
627	43.374	2:21.434			
744	43.734	2:21.231			
116	51.058	2:23.736			
833	1:03.973	2:31.855			

#### LAP 4 @ 13:06:14.617

NO	BEHIND	LAP TIME
63		2:09.584
184	0.041	2:07.413
19	2.242	2:09.041
6	7.376	2:11.642
166	7.703	2:11.519
97	11.845	2:12.358
96	11.910	2:14.484
66	12.153	2:13.057
81	15.753	2:16.001
34	32.457	2:17.874
58	34.975	2:16.246
258	37.006	2:15.559
919	37.228	2:17.888
29	37.874	2:15.320
99	40.055	2:16.793
84	40.818	2:18.364
138	41.463	2:18.364
18	42.114	2:18.879
70	48.970	2:19.644
93	49.399	2:20.517
47	51.173	2:20.946
627	52.926	2:19.136
744	55.818	2:21.668
85	56.229	2:22.489
116	1:05.619	2:24.145
833	1:21.055	2:26.666

#### LAP 5 @ 13:08:22.206

NO	BEHIND	LAP TIME
184		2:07.548
63	1.293	2:08.882
19	3.675	2:09.022
6	11.273	2:11.486
166	11.406	2:11.292
96	15.440	2:11.119
97	15.751	2:11.495
66	17.166	2:12.602
81	24.174	2:16.010
34	42.248	2:17.380
58	42.438	2:15.052

Weather / Track : Cloudy / Dry

Results can be found at [www.tsl-timing.com](http://www.tsl-timing.com)

Snetterton 300: 2.9689 miles  
Date: 07/05/2022 Start: 12:57 Finish: 13:08

Printed - 13:10 Saturday, 07 May 2022

# BMCRC - MRO Championships 2022 - Rnd 3 @ Snetterton 300

## MRO Minitwins

### RACE 4 - SECTOR ANALYSIS



SECTOR 1 = FL to I1, SECTOR 2 = I1 to FL, DIFF = Difference To Personal Best Lap, P = Crossed Finish Line in Pit Lane, D = Time Disallowed

P1 184		David TWYFORD		Suzuki SV650 - MHP		
IDEAL LAP TIME : 2:07.223		BEST LAP TIME : 2:07.413		DIFFERENCE : 0.190		
LAP	SECTOR 1	SECTOR 2	LAP TIME	MPH	DIFF	TIME OF DAY
1 -		44.315	2:18.096	77.39	10.683	12:59:48.503
2 -	1:26.159	43.574	2:09.733	82.38	2.320	13:01:58.236
3 -	1:26.080	42.929	2:09.009 (3)	82.84	1.596	13:04:07.245
4 -	<b>1:24.876</b>	42.537	<b>2:07.413 (1)</b>	<b>83.88</b>		<b>13:06:14.658</b>
5 -	1:25.201	<b>42.347</b>	2:07.548 (2)	83.79	0.135	13:08:22.206

P2 63		Stephen PERFITT		Suzuki SV650 - PKP Services Ltd		
IDEAL LAP TIME : 2:08.882		BEST LAP TIME : 2:08.882		DIFFERENCE : 0.000		
LAP	SECTOR 1	SECTOR 2	LAP TIME	MPH	DIFF	TIME OF DAY
1 -		43.144	2:15.417	78.92	6.535	12:59:45.824
2 -	1:26.408	42.983	2:09.391 (2)	82.60	0.509	13:01:55.215
3 -	1:26.691	43.127	2:09.818	82.33	0.936	13:04:05.033
4 -	1:26.614	42.970	2:09.584 (3)	82.47	0.702	13:06:14.617
5 -	<b>1:26.162</b>	<b>42.720</b>	<b>2:08.882 (1)</b>	<b>82.92</b>		<b>13:08:23.499</b>

P3 19		Kevin LILLEY		Suzuki SV650 - Trafalgar Cleaning Eqpt. / Steve Jordan Motorcy		
IDEAL LAP TIME : 2:08.958		BEST LAP TIME : 2:09.022		DIFFERENCE : 0.064		
LAP	SECTOR 1	SECTOR 2	LAP TIME	MPH	DIFF	TIME OF DAY
1 -		43.982	2:17.551	77.70	8.529	12:59:47.958
2 -	1:26.602	43.354	2:09.956	82.24	0.934	13:01:57.914
3 -	1:26.662	43.242	2:09.904 (3)	82.27	0.882	13:04:07.818
4 -	1:26.045	<b>42.996</b>	2:09.041 (2)	82.82	0.019	13:06:16.859
5 -	<b>1:25.962</b>	43.060	<b>2:09.022 (1)</b>	<b>82.83</b>		<b>13:08:25.881</b>

P4 6		Martin COOPER		Suzuki SV650 -		
IDEAL LAP TIME : 2:10.684		BEST LAP TIME : 2:11.364		DIFFERENCE : 0.680		
LAP	SECTOR 1	SECTOR 2	LAP TIME	MPH	DIFF	TIME OF DAY
1 -		<b>43.684</b>	2:17.179	77.91	5.815	12:59:47.586
2 -	<b>1:27.000</b>	44.401	2:11.401 (2)	81.33	0.037	13:01:58.987
3 -	1:27.208	44.156	<b>2:11.364 (1)</b>	<b>81.36</b>		<b>13:04:10.351</b>
4 -	1:27.857	43.785	2:11.642	81.19	0.278	13:06:21.993
5 -	1:27.237	44.249	2:11.486 (3)	81.28	0.122	13:08:33.479

P5 166		Nik BAKER		Suzuki SV650 - K66, DMR customs		
IDEAL LAP TIME : 2:10.763		BEST LAP TIME : 2:10.779		DIFFERENCE : 0.016		
LAP	SECTOR 1	SECTOR 2	LAP TIME	MPH	DIFF	TIME OF DAY
1 -		44.531	2:18.182	77.34	7.403	12:59:48.589
2 -	1:27.746	<b>43.687</b>	2:11.433 (3)	81.31	0.654	13:02:00.022
3 -	<b>1:27.076</b>	43.703	<b>2:10.779 (1)</b>	<b>81.72</b>		<b>13:04:10.801</b>
4 -	1:27.566	43.953	2:11.519	81.26	0.740	13:06:22.320
5 -	1:27.388	43.904	2:11.292 (2)	81.40	0.513	13:08:33.612

P6 96		Dan HARRIS		Suzuki SV650 - HP Racing- Emerald Elevators		
IDEAL LAP TIME : 2:11.119		BEST LAP TIME : 2:11.119		DIFFERENCE : 0.000		
LAP	SECTOR 1	SECTOR 2	LAP TIME	MPH	DIFF	TIME OF DAY
1 -		44.380	2:17.866	77.52	6.747	12:59:48.273
2 -	1:28.145	44.132	2:12.277 (3)	80.80	1.158	13:02:00.550
3 -	1:27.459	44.034	2:11.493 (2)	81.28	0.374	13:04:12.043
4 -	1:30.313	44.171	2:14.484	79.47	3.365	13:06:26.527
5 -	<b>1:27.318</b>	<b>43.801</b>	<b>2:11.119 (1)</b>	<b>81.51</b>		<b>13:08:37.646</b>

# BMCRC - MRO Championships 2022 - Rnd 3 @ Snetterton 300

## MRO Minitwins

### RACE 4 - SECTOR ANALYSIS



SECTOR 1 = FL to I1, SECTOR 2 = I1 to FL, DIFF = Difference To Personal Best Lap, P = Crossed Finish Line in Pit Lane, D = Time Disallowed

P7 97 Alex MANN		Suzuki SV650 - Michael Jones Jewellers,Esprit Group,TT50 cars				
IDEAL LAP TIME : 2:11.116		BEST LAP TIME : 2:11.495		DIFFERENCE : 0.379		
LAP	SECTOR 1	SECTOR 2	LAP TIME	MPH	DIFF	TIME OF DAY
1 -		43.867	2:19.854	76.42	8.359	12:59:50.261
2 -	1:27.938	<b>43.722</b>	2:11.660 (2)	81.17	0.165	13:02:01.921
3 -	1:27.669	44.514	2:12.183 (3)	80.85	0.688	13:04:14.104
4 -	1:28.356	44.002	2:12.358	80.75	0.863	13:06:26.462
5 -	<b>1:27.394</b>	44.101	<b>2:11.495 (1)</b>	<b>81.28</b>		<b>13:08:37.957</b>

P8 66 Mitch DUCRAN		Suzuki SV650 - JP Haulage				
IDEAL LAP TIME : 2:11.786		BEST LAP TIME : 2:11.831		DIFFERENCE : 0.045		
LAP	SECTOR 1	SECTOR 2	LAP TIME	MPH	DIFF	TIME OF DAY
1 -		44.334	2:18.377	77.23	6.546	12:59:48.784
2 -	<b>1:27.782</b>	44.049	<b>2:11.831 (1)</b>	<b>81.07</b>		<b>13:02:00.615</b>
3 -	1:28.761	44.337	2:13.098	80.30	1.267	13:04:13.713
4 -	1:29.002	44.055	2:13.057 (3)	80.32	1.226	13:06:26.770
5 -	1:28.598	<b>44.004</b>	2:12.602 (2)	80.60	0.771	13:08:39.372

P9 81 Malvern MAY		Suzuki SV650 - IMP racing				
IDEAL LAP TIME : 2:11.641		BEST LAP TIME : 2:11.641		DIFFERENCE : 0.000		
LAP	SECTOR 1	SECTOR 2	LAP TIME	MPH	DIFF	TIME OF DAY
1 -		43.603	2:20.088	76.29	8.447	12:59:50.495
2 -	<b>1:28.416</b>	<b>43.225</b>	<b>2:11.641 (1)</b>	<b>81.19</b>		<b>13:02:02.136</b>
3 -	1:28.440	43.793	2:12.233 (2)	80.82	0.592	13:04:14.369
4 -	1:31.635	44.366	2:16.001 (3)	78.58	4.360	13:06:30.370
5 -	1:31.756	44.254	2:16.010	78.58	4.369	13:08:46.380

P10 34 Andrew JOHNSON		Suzuki SV650 - Rose & Charlie Racing				
IDEAL LAP TIME : 2:16.702		BEST LAP TIME : 2:17.110		DIFFERENCE : 0.408		
LAP	SECTOR 1	SECTOR 2	LAP TIME	MPH	DIFF	TIME OF DAY
1 -		<b>45.693</b>	2:24.518	73.95	7.408	12:59:54.925
2 -	1:31.182	45.928	<b>2:17.110 (1)</b>	<b>77.95</b>		<b>13:02:12.035</b>
3 -	<b>1:31.009</b>	46.156	2:17.165 (2)	77.92	0.055	13:04:29.200
4 -	1:31.591	46.283	2:17.874	77.52	0.764	13:06:47.074
5 -	1:31.678	45.702	2:17.380 (3)	77.79	0.270	13:09:04.454

P11 58 Stacey KILLWORTH		Suzuki SV650 - Greenplant/Everns				
IDEAL LAP TIME : 2:15.052		BEST LAP TIME : 2:15.052		DIFFERENCE : 0.000		
LAP	SECTOR 1	SECTOR 2	LAP TIME	MPH	DIFF	TIME OF DAY
1 -		46.252	2:27.458	72.48	12.406	12:59:57.865
2 -	1:32.517	45.608	2:18.125	77.37	3.073	13:02:15.990
3 -	1:32.223	45.133	2:17.356 (3)	77.81	2.304	13:04:33.346
4 -	1:31.100	45.146	2:16.246 (2)	78.44	1.194	13:06:49.592
5 -	<b>1:30.528</b>	<b>44.524</b>	<b>2:15.052 (1)</b>	<b>79.14</b>		<b>13:09:04.644</b>

P12 258 Ande FRIEND		Suzuki SV650 - Flying colours Motorcycle Training				
IDEAL LAP TIME : 2:14.331		BEST LAP TIME : 2:14.331		DIFFERENCE : 0.000		
LAP	SECTOR 1	SECTOR 2	LAP TIME	MPH	DIFF	TIME OF DAY
1 -		46.015	2:29.822	71.33	15.491	13:00:00.229
2 -	1:32.094	45.680	2:17.774 (3)	77.57	3.443	13:02:18.003
3 -	1:32.662	45.399	2:18.061	77.41	3.730	13:04:36.064
4 -	1:30.670	44.889	2:15.559 (2)	78.84	1.228	13:06:51.623
5 -	<b>1:30.109</b>	<b>44.222</b>	<b>2:14.331 (1)</b>	<b>79.56</b>		<b>13:09:05.954</b>

# BMCRC - MRO Championships 2022 - Rnd 3 @ Snetterton 300

## MRO Minitwins

### RACE 4 - SECTOR ANALYSIS



SECTOR 1 = FL to I1, SECTOR 2 = I1 to FL, DIFF = Difference To Personal Best Lap, P = Crossed Finish Line in Pit Lane, D = Time Disallowed

P13 29		Hayden KILLWORTH		Suzuki SV650 - Stacey Killworth		
IDEAL LAP TIME : 2:15.270		BEST LAP TIME : 2:15.320		DIFFERENCE : 0.050		
LAP	SECTOR 1	SECTOR 2	LAP TIME	MPH	DIFF	TIME OF DAY
1 -		46.512	2:29.393	71.54	14.073	12:59:59.800
2 -	1:32.731	47.255	2:19.986	76.35	4.666	13:02:19.786
3 -	1:31.133	46.252	2:17.385 (3)	77.79	2.065	13:04:37.171
4 -	<b>1:30.250</b>	45.070	<b>2:15.320 (1)</b>	<b>78.98</b>		<b>13:06:52.491</b>
5 -	1:30.333	<b>45.020</b>	2:15.353 (2)	78.96	0.033	13:09:07.844

P14 919		Andrew BELLIS		Suzuki SV650 - Cunco Ltd		
IDEAL LAP TIME : 2:16.852		BEST LAP TIME : 2:16.994		DIFFERENCE : 0.142		
LAP	SECTOR 1	SECTOR 2	LAP TIME	MPH	DIFF	TIME OF DAY
1 -		46.372	2:26.030	73.19	9.036	12:59:56.437
2 -	1:32.754	46.885	2:19.639	76.54	2.645	13:02:16.076
3 -	1:32.166	<b>45.715</b>	2:17.881 (2)	77.51	0.887	13:04:33.957
4 -	1:31.911	45.977	2:17.888 (3)	77.51	0.894	13:06:51.845
5 -	<b>1:31.137</b>	45.857	<b>2:16.994 (1)</b>	<b>78.01</b>		<b>13:09:08.839</b>

P15 99		Lee ELLIS		Suzuki SV650 - ATP Motorsport		
IDEAL LAP TIME : 2:16.268		BEST LAP TIME : 2:16.276		DIFFERENCE : 0.008		
LAP	SECTOR 1	SECTOR 2	LAP TIME	MPH	DIFF	TIME OF DAY
1 -		46.887	2:27.569	72.42	11.293	12:59:57.976
2 -	1:33.178	47.934	2:21.112	75.74	4.836	13:02:19.088
3 -	1:32.203	46.588	2:18.791 (3)	77.00	2.515	13:04:37.879
4 -	1:31.155	<b>45.638</b>	2:16.793 (2)	78.13	0.517	13:06:54.672
5 -	<b>1:30.630</b>	45.646	<b>2:16.276 (1)</b>	<b>78.42</b>		<b>13:09:10.948</b>

P16 84		Ricardo BRANCO		Suzuki SV650 - IMP Racing		
IDEAL LAP TIME : 2:17.504		BEST LAP TIME : 2:17.927		DIFFERENCE : 0.423		
LAP	SECTOR 1	SECTOR 2	LAP TIME	MPH	DIFF	TIME OF DAY
1 -		47.176	2:26.930	72.74	9.003	12:59:57.337
2 -	1:33.304	47.413	2:20.717	75.95	2.790	13:02:18.054
3 -	1:32.438	46.579	2:19.017 (3)	76.88	1.090	13:04:37.071
4 -	<b>1:31.793</b>	46.571	2:18.364 (2)	77.24	0.437	13:06:55.435
5 -	1:32.216	<b>45.711</b>	<b>2:17.927 (1)</b>	<b>77.49</b>		<b>13:09:13.362</b>

P17 138		Craig JARMIN		Suzuki SV650 - SK PreP		
IDEAL LAP TIME : 2:17.567		BEST LAP TIME : 2:17.567		DIFFERENCE : 0.000		
LAP	SECTOR 1	SECTOR 2	LAP TIME	MPH	DIFF	TIME OF DAY
1 -		45.785	2:28.915	71.77	11.348	12:59:59.322
2 -	1:32.741	46.604	2:19.345	76.70	1.778	13:02:18.667
3 -	1:32.593	46.456	2:19.049 (3)	76.86	1.482	13:04:37.716
4 -	1:31.879	46.485	2:18.364 (2)	77.24	0.797	13:06:56.080
5 -	<b>1:31.830</b>	<b>45.737</b>	<b>2:17.567 (1)</b>	<b>77.69</b>		<b>13:09:13.647</b>

P18 18		Stephen LANE		Suzuki SV650 -		
IDEAL LAP TIME : 2:17.057		BEST LAP TIME : 2:17.121		DIFFERENCE : 0.064		
LAP	SECTOR 1	SECTOR 2	LAP TIME	MPH	DIFF	TIME OF DAY
1 -		46.585	2:28.147	72.14	11.026	12:59:58.554
2 -	1:32.452	47.601	2:20.053	76.31	2.932	13:02:18.607
3 -	1:32.310	46.935	2:19.245 (3)	76.75	2.124	13:04:37.852
4 -	<b>1:31.190</b>	47.689	2:18.879 (2)	76.95	1.758	13:06:56.731
5 -	1:31.254	<b>45.867</b>	<b>2:17.121 (1)</b>	<b>77.94</b>		<b>13:09:13.852</b>



# BMCRC - MRO Championships 2022 - Rnd 3 @ Snetterton 300

## MRO Minitwins

### RACE 4 - SECTOR ANALYSIS



SECTOR 1 = FL to I1, SECTOR 2 = I1 to FL, DIFF = Difference To Personal Best Lap, P = Crossed Finish Line in Pit Lane, D = Time Disallowed

P19 70		Colin HALL		Suzuki SV650 -		
IDEAL LAP TIME : 2:18.988		BEST LAP TIME : 2:18.988		DIFFERENCE : 0.000		
LAP	SECTOR 1	SECTOR 2	LAP TIME	MPH	DIFF	TIME OF DAY
1 -		47.942	2:30.496	71.01	11.508	13:00:00.903
2 -	1:34.786	48.007	2:22.793	74.85	3.805	13:02:23.696
3 -	1:32.677	47.570	2:20.247 (3)	76.20	1.259	13:04:43.943
4 -	1:32.349	47.295	2:19.644 (2)	76.53	0.656	13:07:03.587
5 -	<b>1:32.204</b>	<b>46.784</b>	<b>2:18.988 (1)</b>	<b>76.89</b>		<b>13:09:22.575</b>

P20 93		Tony BOTTO		Suzuki SV650 - TB Motorcycles		
IDEAL LAP TIME : 2:19.055		BEST LAP TIME : 2:19.055		DIFFERENCE : 0.000		
LAP	SECTOR 1	SECTOR 2	LAP TIME	MPH	DIFF	TIME OF DAY
1 -		47.705	2:32.150	70.24	13.095	13:00:02.557
2 -	1:33.133	47.169	2:20.302 (2)	76.17	1.247	13:02:22.859
3 -	1:33.102	47.538	2:20.640	75.99	1.585	13:04:43.499
4 -	1:33.120	47.397	2:20.517 (3)	76.06	1.462	13:07:04.016
5 -	<b>1:32.536</b>	<b>46.519</b>	<b>2:19.055 (1)</b>	<b>76.86</b>		<b>13:09:23.071</b>

P21 47		Tristan BOHANAN		Suzuki SV650 - Myself		
IDEAL LAP TIME : 2:19.628		BEST LAP TIME : 2:20.330		DIFFERENCE : 0.702		
LAP	SECTOR 1	SECTOR 2	LAP TIME	MPH	DIFF	TIME OF DAY
1 -		47.055	2:27.630	72.39	7.300	12:59:58.037
2 -	1:35.512	<b>46.372</b>	2:21.884 (3)	75.32	1.554	13:02:19.921
3 -	1:36.741	48.182	2:24.923	73.75	4.593	13:04:44.844
4 -	1:33.696	47.250	2:20.946 (2)	75.83	0.616	13:07:05.790
5 -	<b>1:33.256</b>	47.074	<b>2:20.330 (1)</b>	<b>76.16</b>		<b>13:09:26.120</b>

P22 627		Aaron MONK		Suzuki SV650 - flyaspitfire.co.uk		
IDEAL LAP TIME : 2:18.053		BEST LAP TIME : 2:18.856		DIFFERENCE : 0.803		
LAP	SECTOR 1	SECTOR 2	LAP TIME	MPH	DIFF	TIME OF DAY
1 -		49.889	2:35.363	68.79	16.507	13:00:05.770
2 -	1:33.762	47.441	2:21.203 (3)	75.69	2.347	13:02:26.973
3 -	1:33.406	48.028	2:21.434	75.56	2.578	13:04:48.407
4 -	1:32.681	<b>46.455</b>	2:19.136 (2)	76.81	0.280	13:07:07.543
5 -	<b>1:31.598</b>	47.258	<b>2:18.856 (1)</b>	<b>76.97</b>		<b>13:09:26.399</b>

P23 85		Ben CATT		Suzuki SV650 -		
IDEAL LAP TIME : 2:19.539		BEST LAP TIME : 2:19.539		DIFFERENCE : 0.000		
LAP	SECTOR 1	SECTOR 2	LAP TIME	MPH	DIFF	TIME OF DAY
1 -		48.255	2:33.599	69.58	14.060	13:00:04.006
2 -	1:34.559	47.884	2:22.443 (3)	75.03	2.904	13:02:26.449
3 -	1:34.062	47.846	2:21.908 (2)	75.31	2.369	13:04:48.357
4 -	1:34.457	48.032	2:22.489	75.00	2.950	13:07:10.846
5 -	<b>1:33.165</b>	<b>46.374</b>	<b>2:19.539 (1)</b>	<b>76.59</b>		<b>13:09:30.385</b>

P24 744		Gary ANDERSON		Suzuki SV650 - A&M MOT Services. Guildford		
IDEAL LAP TIME : 2:20.544		BEST LAP TIME : 2:21.231		DIFFERENCE : 0.687		
LAP	SECTOR 1	SECTOR 2	LAP TIME	MPH	DIFF	TIME OF DAY
1 -		50.122	2:35.323	68.81	14.092	13:00:05.730
2 -	1:34.774	<b>47.032</b>	2:21.806	75.37	0.575	13:02:27.536
3 -	<b>1:33.512</b>	47.719	<b>2:21.231 (1)</b>	<b>75.67</b>		<b>13:04:48.767</b>
4 -	1:34.066	47.602	2:21.668 (3)	75.44	0.437	13:07:10.435
5 -	1:33.970	47.370	2:21.340 (2)	75.61	0.109	13:09:31.775

# BMCRC - MRO Championships 2022 - Rnd 3 @ Snetterton 300

## MRO Minitwins

### RACE 4 - SECTOR ANALYSIS



SECTOR 1 = FL to I1, SECTOR 2 = I1 to FL, DIFF = Difference To Personal Best Lap, P = Crossed Finish Line in Pit Lane, D = Time Disallowed

<b>P25 116</b>		<b>Gareth FAITH</b>		Suzuki SV650 - Sitramoto			
IDEAL LAP TIME : 2:22.177		BEST LAP TIME : 2:22.717		DIFFERENCE : 0.540			
LAP	SECTOR 1	SECTOR 2	LAP TIME	MPH	DIFF	TIME OF DAY	
1 -		54.162	2:38.379	67.48	15.662	13:00:08.786	
2 -	1:35.834	<b>47.735</b>	2:23.569 <b>(2)</b>	74.44	0.852	13:02:32.355	
3 -	1:35.525	48.211	2:23.736 <b>(3)</b>	74.35	1.019	13:04:56.091	
4 -	1:35.632	48.513	2:24.145	74.14	1.428	13:07:20.236	
5 -	<b>1:34.442</b>	48.275	<b>2:22.717 (1)</b>	<b>74.89</b>		<b>13:09:42.953</b>	

<b>P26 833</b>		<b>Talan SKEELS-PIGGINS</b>		Suzuki SV650 - Talan Racing			
IDEAL LAP TIME : 2:25.119		BEST LAP TIME : 2:25.119		DIFFERENCE : 0.000			
LAP	SECTOR 1	SECTOR 2	LAP TIME	MPH	DIFF	TIME OF DAY	
1 -		49.134	2:39.844	66.86	14.725	13:00:10.251	
2 -	1:37.621	49.279	2:26.900 <b>(3)</b>	72.75	1.781	13:02:37.151	
3 -	1:41.474	50.381	2:31.855	70.38	6.736	13:05:09.006	
4 -	1:37.531	49.135	2:26.666 <b>(2)</b>	72.87	1.547	13:07:35.672	
5 -	<b>1:36.758</b>	<b>48.361</b>	<b>2:25.119 (1)</b>	<b>73.65</b>		<b>13:10:00.791</b>	

# BMCRC - MRO Championships 2022 - Rnd 3 @ Snetterton 300

## MRO Minitwins

### RACE 4 - BEST SECTORS

SECTOR 1			SECTOR 2			IDEAL / BEST COMPARISON						
POS	NO	NAME	TIME	NO	NAME	TIME	POS	NO	NAME	IDEAL	BEST	DIFF
									<b>PERFECT LAP</b>	<b>2:07.223</b>		
1	184	TWYFORD	1:24.876	184	TWYFORD	42.347	1	184	TWYFORD	2:07.223	2:07.413	0.190
2	19	LILLEY	1:25.962	63	PERFITT	42.720	2	63	PERFITT	2:08.882	2:08.882	0.000
3	63	PERFITT	1:26.162	19	LILLEY	42.996	3	19	LILLEY	2:08.958	2:09.022	0.064
4	6	COOPER	1:27.000	81	MAY	43.225	4	6	COOPER	2:10.684	2:11.364	0.680
5	166	BAKER	1:27.076	6	COOPER	43.684	5	166	BAKER	2:10.763	2:10.779	0.016
6	96	HARRIS	1:27.318	166	BAKER	43.687	6	97	MANN	2:11.116	2:11.495	0.379
7	97	MANN	1:27.394	97	MANN	43.722	7	96	HARRIS	2:11.119	2:11.119	0.000
8	66	DUCRAN	1:27.782	96	HARRIS	43.801	8	81	MAY	2:11.641	2:11.641	0.000
9	81	MAY	1:28.416	66	DUCRAN	44.004	9	66	DUCRAN	2:11.786	2:11.831	0.045
10	258	FRIEND	1:30.109	258	FRIEND	44.222	10	258	FRIEND	2:14.331	2:14.331	0.000
11	29	KILLWORTH	1:30.250	58	KILLWORTH	44.524	11	58	KILLWORTH	2:15.052	2:15.052	0.000
12	58	KILLWORTH	1:30.528	29	KILLWORTH	45.020	12	29	KILLWORTH	2:15.270	2:15.320	0.050
13	99	ELLIS	1:30.630	99	ELLIS	45.638	13	99	ELLIS	2:16.268	2:16.276	0.008
14	34	JOHNSON	1:31.009	34	JOHNSON	45.693	14	34	JOHNSON	2:16.702	2:17.110	0.408
15	919	BELLIS	1:31.137	84	BRANCO	45.711	15	919	BELLIS	2:16.852	2:16.994	0.142
16	18	LANE	1:31.190	919	BELLIS	45.715	16	18	LANE	2:17.057	2:17.121	0.064
17	627	MONK	1:31.598	138	JARMIN	45.737	17	84	BRANCO	2:17.504	2:17.927	0.423
18	84	BRANCO	1:31.793	18	LANE	45.867	18	138	JARMIN	2:17.567	2:17.567	0.000
19	138	JARMIN	1:31.830	47	BOHANAN	46.372	19	627	MONK	2:18.053	2:18.856	0.803
20	70	HALL	1:32.204	85	CATT	46.374	20	70	HALL	2:18.988	2:18.988	0.000
21	93	BOTTO	1:32.536	627	MONK	46.455	21	93	BOTTO	2:19.055	2:19.055	0.000
22	85	CATT	1:33.165	93	BOTTO	46.519	22	85	CATT	2:19.539	2:19.539	0.000
23	47	BOHANAN	1:33.256	70	HALL	46.784	23	47	BOHANAN	2:19.628	2:20.330	0.702
24	744	ANDERSON	1:33.512	744	ANDERSON	47.032	24	744	ANDERSON	2:20.544	2:21.231	0.687
25	116	FAITH	1:34.442	116	FAITH	47.735	25	116	FAITH	2:22.177	2:22.717	0.540
26	833	SKEELS-PIGGINS	1:36.758	833	SKEELS-PIGGINS	48.361	26	833	SKEELS-PIGGINS	2:25.119	2:25.119	0.000

# BMCRC - MRO Championships 2022 - Rnd 3 @ Snetterton 300

## MRO Minitwins

### RACE 4 - STATISTICS

<b>Competitors Started</b>	26
<b>Planned Start</b>	2022-05-07 @ 12:50:00.000
<b>Actual Start</b>	2022-05-07 @ 12:57:30.406
<b>Finish Time</b>	2022-05-07 @ 13:08:22.205
<b>Track Length</b>	2.9689mi.
<b>Total Laps</b>	130
<b>Total Distance Covered</b>	385.9585mi.

### Session Fastest Lap History

NO	NAME	LAP TIME	TIME OF DAY	LAP	VEHICLE
63	Stephen PERFITT	<b>2:09.391</b>	13:01:55.228	2	Suzuki SV650
184	David TWYFORD	<b>2:09.009</b>	13:04:07.254	3	Suzuki SV650
184	David TWYFORD	<b>2:07.413</b>	13:06:14.658	4	Suzuki SV650

### Session Leader History

NO	NAME	FROM LAP	LAPS LED	DISTANCE	VEHICLE
63	Stephen PERFITT	1	4	11.87 miles	Suzuki SV650
184	David TWYFORD	5	1	2.96 miles	Suzuki SV650

### Flag History

TYPE	TIME OF DAY
GREEN	12:57:30.406
FINISH	13:08:22.205

### Flag Statistics

TYPE	COUNT	TOTAL LAPS	TOTAL TIME
Green	1	5	12:35.360
Red	0	0	0.000
Safety Car	0	0	0.000
FCY	0	0	0.000

# BMCRC - MRO Championships 2022 - Rnd 3 @ Snetterton 300



## MRO Minitwins

### RACE 14 - GRID (5 Laps)

ROW 10			28	833	Talan SKEELS-PIGGINS	2:25.119						
ROW 9	27	144	Nick CRONIN	26	71	Colin CLUNE	25	116	Gareth FAITH	2:22.717		
ROW 8	24	744	Gary ANDERSON	2:21.231	23	47	Tristan BOHANAN	2:20.330	22	85	Ben CATT	2:19.539
ROW 7	21	93	Tony BOTTO	2:19.055	20	70	Colin HALL	2:18.988	19	627	Aaron MONK	2:18.856
ROW 6	18	84	Ricardo BRANCO	2:17.927	17	138	Craig JARMIN	2:17.567	16	18	Stephen LANE	2:17.121
ROW 5	15	34	Andrew JOHNSON	2:17.110	14	919	Andrew BELLIS	2:16.994	13	99	Lee ELLIS	2:16.276
ROW 4	12	29	Hayden KILLWORTH	2:15.320	11	58	Stacey KILLWORTH	2:15.052	10	258	Ande FRIEND	2:14.331
ROW 3	9	66	Mitch DUCRAN	2:11.831	8	81	Malvern MAY	2:11.641	7	97	Alex MANN	2:11.495
ROW 2	6	6	Martin COOPER	2:11.364	5	96	Dan HARRIS	2:11.119	4	166	Nik BAKER	2:10.779
ROW 1	3	19	Kevin LILLEY	2:09.022	2	63	Stephen PERFITT	2:08.882	1	184	David TWYFORD	2:07.413
<b>Pole</b>												

Snetterton 300: 2.9689 miles

These results are provisional until the conclusion of any judicial and technical matters.

Clerk Of Course :	Stewards :	Timekeeper : Craig Smith
-------------------	------------	--------------------------

Results can be found at [www.tsl-timing.com](http://www.tsl-timing.com)

Printed - 13:11 Saturday, 07 May 2022



# BMCRC - MRO Championships 2022 - Rnd 3 @ Snetterton 300



## MRO Minitwins

### RACE 14 - CLASSIFICATION

POS	NO	NAME	ENTRY	LAPS	TIME	GAP	DIFF	MPH	BEST	ON
1	184	David TWYFORD	Suzuki SV650 - MHP	5	10:48.157			82.44	2:07.734	4
2	63	Stephen PERFITT	Suzuki SV650 - PKP Services Ltd	5	10:57.181	9.024	9.024	81.31	2:09.991	3
3	96	Dan HARRIS	Suzuki SV650 - HP Racing- Emerald Elevators	5	10:58.082	9.925	0.901	81.20	2:09.812	2
4	166	Nik BAKER	Suzuki SV650 - K66, DMR customs	5	11:01.407	13.250	3.325	80.79	2:10.436	4
5	19	Kevin LILLEY	Suzuki SV650 - Trafalgar Cleaning Eqpt. / Steve Jorr	5	11:01.413	13.256	0.006	80.79	2:10.097	4
6	6	Martin COOPER	Suzuki SV650 -	5	11:02.893	14.736	1.480	80.61	2:10.455	4
7	97	Alex MANN	Suzuki SV650 - Michael Jones Jewellers,Esprit Grou	5	11:02.979	14.822	0.086	80.60	2:10.459	4
8	66	Mitch DUCRAN	Suzuki SV650 - JP Haulage	5	11:18.309	30.152	15.330	78.78	2:13.594	2
9	81	Malvern MAY	Suzuki SV650 - IMP racing	5	11:18.392	30.235	0.083	78.77	2:13.571	4
10	258	Ande FRIEND	Suzuki SV650 - Flying colours Motorcycle Training	5	11:23.112	34.955	4.720	78.23	2:14.774	4
11	58	Stacey KILLWORTH	Suzuki SV650 - Greenplant/Everns	5	11:23.534	35.377	0.422	78.18	2:14.723	4
12	99	Lee ELLIS	Suzuki SV650 - ATP Motorsport	5	11:23.949	35.792	0.415	78.13	2:14.296	5
13	919*	Andrew BELLIS	Suzuki SV650 - Cunico Ltd	5	11:34.616	46.459	10.667	76.93	2:16.934	4
14	29	Hayden KILLWORTH	Suzuki SV650 - Stacey Killworth	5	11:35.623	47.466	1.007	76.82	2:14.886	5
15	84	Ricardo BRANCO	Suzuki SV650 - IMP Racing	5	11:36.880	48.723	1.257	76.68	2:15.995	5
16	138	Craig JARMIN	Suzuki SV650 - SK PreP	5	11:39.496	51.339	2.616	76.39	2:17.129	4
17	18	Stephen LANE	Suzuki SV650 -	5	11:42.707	54.550	3.211	76.04	2:17.587	3
18	34	Andrew JOHNSON	Suzuki SV650 - Rose & Charlie Racing	5	11:42.772	54.615	0.065	76.04	2:18.083	3
19	93	Tony BOTTO	Suzuki SV650 - TB Motorcycles	5	11:47.365	59.208	4.593	75.54	2:18.037	3
20	70	Colin HALL	Suzuki SV650 -	5	11:51.129	1:02.972	3.764	75.14	2:19.457	4
21	627	Aaron MONK	Suzuki SV650 - flyaspitfire.co.uk	5	11:51.667	1:03.510	0.538	75.09	2:18.717	3
22	85	Ben CATT	Suzuki SV650 -	5	11:54.762	1:06.605	3.095	74.76	2:20.028	5
23	744	Gary ANDERSON	Suzuki SV650 - A&M MOT Services. Guildford	5	12:02.398	1:14.241	7.636	73.97	2:20.578	2
24	116	Gareth FAITH	Suzuki SV650 - Sitramoto	5	12:02.814	1:14.657	0.416	73.93	2:21.563	2
25	47	Tristan BOHANAN	Suzuki SV650 - Myself	5	12:03.737	1:15.580	0.923	73.83	2:20.958	2
26	833	Talan SKEELS-PIGGINS	Suzuki SV650 - Talan Racing	5	12:15.208	1:27.051	11.471	72.68	2:24.287	4

#### FASTEST LAP

184 David TWYFORD Suzuki SV650 - MHP 4 2:07.734 83.67 mph 134.66 kph

\* No. 919 - Please fit a working transponder  
92.5% of Race Speed = 76.25 mph

Weather / Track : Bright / Dry

These results are provisional until the conclusion of any judicial and technical matters.

Race Distance: 5 Laps / 14.84 miles

Snetterton 300: 2.9689 miles

Date: 07/05/2022 Start: 16:47 Finish: 16:58

Clerk Of Course :	Stewards :	Timekeeper : Craig Smith
-------------------	------------	--------------------------

Results can be found at [www.tsl-timing.com](http://www.tsl-timing.com)

Printed - 17:01 Saturday, 07 May 2022



# BMCRC - MRO Championships 2022 - Rnd 3 @ Snetterton 300

## MRO Minitwins

### RACE 14 - LAP CHART

#### LAP 1 @ 16:50:00.001

NO	BEHIND	LAP TIME
184		2:15.076
63	0.246	2:15.322
96	1.156	2:16.232
6	2.101	2:17.177
166	2.619	2:17.695
19	3.427	2:18.503
97	4.278	2:19.354
66	4.819	2:19.895
99	7.327	2:22.403
81	7.617	2:22.693
58	8.258	2:23.334
258	8.281	2:23.357
919	9.883	2:24.959
34	10.994	2:26.070
84	11.591	2:26.667
29	12.130	2:27.206
138	12.747	2:27.823
18	13.166	2:28.242
93	13.972	2:29.048
70	16.158	2:31.234
47	16.512	2:31.588
85	17.033	2:32.109
744	17.737	2:32.813
627	17.861	2:32.937
116	17.933	2:33.009
833	19.374	2:34.450

#### LAP 2 @ 16:52:08.752

NO	BEHIND	LAP TIME
184		2:08.751
63	1.517	2:10.022
96	2.217	2:09.812
6	5.466	2:12.116
166	5.529	2:11.661
19	5.948	2:11.272
97	7.198	2:11.671
66	9.662	2:13.594
81	13.207	2:14.341
99	14.289	2:15.713
58	14.661	2:15.154
258	14.690	2:15.160
919	18.615	2:17.483
34	21.492	2:19.249
84	21.649	2:18.809
29	22.112	2:18.733
18	22.585	2:18.170
138	22.947	2:18.951
93	23.828	2:18.607
70	28.044	2:20.637
47	28.719	2:20.958
85	28.917	2:20.635
744	29.564	2:20.578
627	29.886	2:20.776
116	30.745	2:21.563
833	35.584	2:24.961

#### LAP 3 @ 16:54:16.690

NO	BEHIND	LAP TIME
184		2:07.938
63	3.570	2:09.991
96	5.112	2:10.833
166	8.734	2:11.143

19	9.397	2:11.387
6	9.841	2:12.313
97	10.100	2:10.840
66	16.098	2:14.374
81	19.475	2:14.206
258	21.545	2:14.793
58	22.061	2:15.338
99	23.281	2:16.930
919	28.970	2:18.293
84	31.388	2:17.677
34	31.637	2:18.083
29	32.074	2:17.900
18	32.234	2:17.587
138	32.791	2:17.782
93	33.927	2:18.037
70	40.250	2:20.144
627	40.665	2:18.717
85	42.860	2:21.881
47	43.364	2:22.583
744	44.704	2:23.078
116	44.813	2:22.006
833	54.249	2:26.603

#### LAP 4 @ 16:56:24.424

NO	BEHIND	LAP TIME
184		2:07.734
63	6.800	2:10.964
96	7.726	2:10.348
166	11.436	2:10.436
19	11.760	2:10.097
6	12.562	2:10.455
97	12.825	2:10.459
66	23.514	2:15.150
81	25.312	2:13.571
258	28.585	2:14.774
58	29.050	2:14.723
99	30.154	2:14.607
919	38.170	2:16.934
29	41.238	2:16.898
84	41.386	2:17.732
138	42.186	2:17.129
34	43.417	2:19.514
18	44.513	2:20.013
93	47.080	2:20.887
70	51.973	2:19.457
627	52.240	2:19.309
85	55.235	2:20.109
47	59.357	2:23.727
744	59.828	2:22.858
116	1:00.506	2:23.427
833	1:10.802	2:24.287

#### LAP 5 @ 16:58:33.082

NO	BEHIND	LAP TIME
184		2:08.658
63	9.024	2:10.882
96	9.925	2:10.857
166	13.250	2:10.472
19	13.256	2:10.154
6	14.736	2:10.832
97	14.822	2:10.655
66	30.152	2:15.296
81	30.235	2:13.581
258	34.955	2:15.028
58	35.377	2:14.985

Weather / Track : Bright / Dry

Results can be found at [www.tsl-timing.com](http://www.tsl-timing.com)

Snetterton 300: 2.9689 miles  
Date: 07/05/2022 Start: 16:47 Finish: 16:58

Printed - 17:01 Saturday, 07 May 2022

# BMCRC - MRO Championships 2022 - Rnd 3 @ Snetterton 300

## MRO Minitwins

### RACE 14 - SECTOR ANALYSIS



SECTOR 1 = FL to I1, SECTOR 2 = I1 to FL, DIFF = Difference To Personal Best Lap, P = Crossed Finish Line in Pit Lane, D = Time Disallowed

P1 184		David TWYFORD		Suzuki SV650 - MHP		
IDEAL LAP TIME : 2:07.632		BEST LAP TIME : 2:07.734		DIFFERENCE : 0.102		
LAP	SECTOR 1	SECTOR 2	LAP TIME	MPH	DIFF	TIME OF DAY
1 -		43.209	2:15.076	79.12	7.342	16:50:00.001
2 -	1:26.138	42.613	2:08.751	83.01	1.017	16:52:08.752
3 -	1:25.581	<b>42.357</b>	2:07.938 (2)	83.54	0.204	16:54:16.690
4 -	<b>1:25.275</b>	42.459	<b>2:07.734 (1)</b>	<b>83.67</b>		<b>16:56:24.424</b>
5 -	1:25.889	42.769	2:08.658 (3)	83.07	0.924	16:58:33.082

P2 63		Stephen PERFITT		Suzuki SV650 - PKP Services Ltd		
IDEAL LAP TIME : 2:09.912		BEST LAP TIME : 2:09.991		DIFFERENCE : 0.079		
LAP	SECTOR 1	SECTOR 2	LAP TIME	MPH	DIFF	TIME OF DAY
1 -		43.160	2:15.322	78.98	5.331	16:50:00.247
2 -	1:26.946	<b>43.076</b>	2:10.022 (2)	82.20	0.031	16:52:10.269
3 -	<b>1:26.836</b>	43.155	<b>2:09.991 (1)</b>	<b>82.22</b>		<b>16:54:20.260</b>
4 -	1:27.362	43.602	2:10.964	81.61	0.973	16:56:31.224
5 -	1:27.459	43.423	2:10.882 (3)	81.66	0.891	16:58:42.106

P3 96		Dan HARRIS		Suzuki SV650 - HP Racing- Emerald Elevators		
IDEAL LAP TIME : 2:09.812		BEST LAP TIME : 2:09.812		DIFFERENCE : 0.000		
LAP	SECTOR 1	SECTOR 2	LAP TIME	MPH	DIFF	TIME OF DAY
1 -		43.135	2:16.232	78.45	6.420	16:50:01.157
2 -	<b>1:26.889</b>	<b>42.923</b>	<b>2:09.812 (1)</b>	<b>82.33</b>		<b>16:52:10.969</b>
3 -	1:27.213	43.620	2:10.833 (3)	81.69	1.021	16:54:21.802
4 -	1:27.062	43.286	2:10.348 (2)	81.99	0.536	16:56:32.150
5 -	1:27.449	43.408	2:10.857	81.67	1.045	16:58:43.007

P4 166		Nik BAKER		Suzuki SV650 - K66, DMR customs		
IDEAL LAP TIME : 2:10.407		BEST LAP TIME : 2:10.436		DIFFERENCE : 0.029		
LAP	SECTOR 1	SECTOR 2	LAP TIME	MPH	DIFF	TIME OF DAY
1 -		43.927	2:17.695	77.62	7.259	16:50:02.620
2 -	1:27.716	43.945	2:11.661	81.17	1.225	16:52:14.281
3 -	1:27.822	43.321	2:11.143 (3)	81.49	0.707	16:54:25.424
4 -	<b>1:27.553</b>	42.883	<b>2:10.436 (1)</b>	<b>81.94</b>		<b>16:56:35.860</b>
5 -	1:27.618	<b>42.854</b>	2:10.472 (2)	81.91	0.036	16:58:46.332

P5 19		Kevin LILLEY		Suzuki SV650 - Trafalgar Cleaning Eqpt. / Steve Jordan Motorcy		
IDEAL LAP TIME : 2:09.792		BEST LAP TIME : 2:10.097		DIFFERENCE : 0.305		
LAP	SECTOR 1	SECTOR 2	LAP TIME	MPH	DIFF	TIME OF DAY
1 -		44.053	2:18.503	77.16	8.406	16:50:03.428
2 -	1:27.349	43.923	2:11.272 (3)	81.41	1.175	16:52:14.700
3 -	1:27.871	43.516	2:11.387	81.34	1.290	16:54:26.087
4 -	<b>1:26.904</b>	43.193	<b>2:10.097 (1)</b>	<b>82.15</b>		<b>16:56:36.184</b>
5 -	1:27.266	<b>42.888</b>	2:10.154 (2)	82.11	0.057	16:58:46.338

P6 6		Martin COOPER		Suzuki SV650 -		
IDEAL LAP TIME : 2:10.442		BEST LAP TIME : 2:10.455		DIFFERENCE : 0.013		
LAP	SECTOR 1	SECTOR 2	LAP TIME	MPH	DIFF	TIME OF DAY
1 -		43.902	2:17.177	77.91	6.722	16:50:02.102
2 -	1:27.570	44.546	2:12.116 (3)	80.89	1.661	16:52:14.218
3 -	1:28.163	44.150	2:12.313	80.77	1.858	16:54:26.531
4 -	1:26.854	<b>43.601</b>	<b>2:10.455 (1)</b>	<b>81.92</b>		<b>16:56:36.986</b>
5 -	<b>1:26.841</b>	43.991	2:10.832 (2)	81.69	0.377	16:58:47.818



# BMCRC - MRO Championships 2022 - Rnd 3 @ Snetterton 300

## MRO Minitwins

### RACE 14 - SECTOR ANALYSIS



SECTOR 1 = FL to I1, SECTOR 2 = I1 to FL, DIFF = Difference To Personal Best Lap, P = Crossed Finish Line in Pit Lane, D = Time Disallowed

P7 97 Alex MANN		Suzuki SV650 - Michael Jones Jewellers,Esprit Group,TT50 cars				
IDEAL LAP TIME : 2:10.177		BEST LAP TIME : 2:10.459		DIFFERENCE : 0.282		
LAP	SECTOR 1	SECTOR 2	LAP TIME	MPH	DIFF	TIME OF DAY
1 -		43.604	2:19.354	76.69	8.895	16:50:04.279
2 -	1:28.154	43.517	2:11.671	81.17	1.212	16:52:15.950
3 -	1:27.094	43.746	2:10.840 (3)	81.68	0.381	16:54:26.790
4 -	<b>1:26.830</b>	43.629	<b>2:10.459 (1)</b>	<b>81.92</b>		<b>16:56:37.249</b>
5 -	1:27.308	<b>43.347</b>	2:10.655 (2)	81.80	0.196	16:58:47.904

P8 66 Mitch DUCRAN		Suzuki SV650 - JP Haulage				
IDEAL LAP TIME : 2:13.433		BEST LAP TIME : 2:13.594		DIFFERENCE : 0.161		
LAP	SECTOR 1	SECTOR 2	LAP TIME	MPH	DIFF	TIME OF DAY
1 -		<b>44.166</b>	2:19.895	76.40	6.301	16:50:04.820
2 -	<b>1:29.267</b>	44.327	<b>2:13.594 (1)</b>	<b>80.00</b>		<b>16:52:18.414</b>
3 -	1:30.116	44.258	2:14.374 (2)	79.53	0.780	16:54:32.788
4 -	1:30.544	44.606	2:15.150 (3)	79.08	1.556	16:56:47.938
5 -	1:30.497	44.799	2:15.296	78.99	1.702	16:59:03.234

P9 81 Malvern MAY		Suzuki SV650 - IMP racing				
IDEAL LAP TIME : 2:12.717		BEST LAP TIME : 2:13.571		DIFFERENCE : 0.854		
LAP	SECTOR 1	SECTOR 2	LAP TIME	MPH	DIFF	TIME OF DAY
1 -		45.309	2:22.693	74.90	9.122	16:50:07.618
2 -	1:30.202	44.139	2:14.341	79.55	0.770	16:52:21.959
3 -	1:30.186	44.020	2:14.206 (3)	79.63	0.635	16:54:36.165
4 -	1:29.909	<b>43.662</b>	<b>2:13.571 (1)</b>	<b>80.01</b>		<b>16:56:49.736</b>
5 -	<b>1:29.055</b>	44.526	2:13.581 (2)	80.01	0.010	16:59:03.317

P10 258 Ande FRIEND		Suzuki SV650 - Flying colours Motorcycle Training				
IDEAL LAP TIME : 2:14.647		BEST LAP TIME : 2:14.774		DIFFERENCE : 0.127		
LAP	SECTOR 1	SECTOR 2	LAP TIME	MPH	DIFF	TIME OF DAY
1 -		44.775	2:23.357	74.55	8.583	16:50:08.282
2 -	1:30.561	44.599	2:15.160	79.07	0.386	16:52:23.442
3 -	<b>1:30.439</b>	44.354	2:14.793 (2)	79.29	0.019	16:54:38.235
4 -	1:30.498	44.276	<b>2:14.774 (1)</b>	<b>79.30</b>		<b>16:56:53.009</b>
5 -	1:30.820	<b>44.208</b>	2:15.028 (3)	79.15	0.254	16:59:08.037

P11 58 Stacey KILLWORTH		Suzuki SV650 - Greenplant/Everns				
IDEAL LAP TIME : 2:14.683		BEST LAP TIME : 2:14.723		DIFFERENCE : 0.040		
LAP	SECTOR 1	SECTOR 2	LAP TIME	MPH	DIFF	TIME OF DAY
1 -		45.099	2:23.334	74.56	8.611	16:50:08.259
2 -	1:30.267	44.887	2:15.154 (3)	79.08	0.431	16:52:23.413
3 -	1:30.506	44.832	2:15.338	78.97	0.615	16:54:38.751
4 -	<b>1:30.114</b>	44.609	<b>2:14.723 (1)</b>	<b>79.33</b>		<b>16:56:53.474</b>
5 -	1:30.416	<b>44.569</b>	2:14.985 (2)	79.17	0.262	16:59:08.459

P12 99 Lee ELLIS		Suzuki SV650 - ATP Motorsport				
IDEAL LAP TIME : 2:14.246		BEST LAP TIME : 2:14.296		DIFFERENCE : 0.050		
LAP	SECTOR 1	SECTOR 2	LAP TIME	MPH	DIFF	TIME OF DAY
1 -		45.452	2:22.403	75.05	8.107	16:50:07.328
2 -	1:30.583	45.130	2:15.713 (3)	78.75	1.417	16:52:23.041
3 -	1:31.822	45.108	2:16.930	78.05	2.634	16:54:39.971
4 -	<b>1:29.685</b>	44.922	2:14.607 (2)	79.40	0.311	16:56:54.578
5 -	1:29.735	<b>44.561</b>	<b>2:14.296 (1)</b>	<b>79.58</b>		<b>16:59:08.874</b>

# BMCRC - MRO Championships 2022 - Rnd 3 @ Snetterton 300

## MRO Minitwins

### RACE 14 - SECTOR ANALYSIS



SECTOR 1 = FL to I1, SECTOR 2 = I1 to FL, DIFF = Difference To Personal Best Lap, P = Crossed Finish Line in Pit Lane, D = Time Disallowed

P13 919		Andrew BELLIS		Suzuki SV650 - Cunco Ltd		
IDEAL LAP TIME :		BEST LAP TIME : 2:16.934		DIFFERENCE :		
LAP	SECTOR 1	SECTOR 2	LAP TIME	MPH	DIFF	TIME OF DAY
1 -			2:24.959	73.73	8.025	16:50:09.884
2 -			2:17.483 (3)	77.74	0.549	16:52:27.367
3 -			2:18.293	77.28	1.359	16:54:45.660
4 -			<b>2:16.934 (1)</b>	<b>78.05</b>		<b>16:57:02.594</b>
5 -			2:16.947 (2)	78.04	0.013	16:59:19.541

P14 29		Hayden KILLWORTH		Suzuki SV650 - Stacey Killworth		
IDEAL LAP TIME : 2:14.886		BEST LAP TIME : 2:14.886		DIFFERENCE : 0.000		
LAP	SECTOR 1	SECTOR 2	LAP TIME	MPH	DIFF	TIME OF DAY
1 -		45.827	2:27.206	72.60	12.320	16:50:12.131
2 -	1:32.234	46.499	2:18.733	77.04	3.847	16:52:30.864
3 -	1:31.875	46.025	2:17.900 (3)	77.50	3.014	16:54:48.764
4 -	1:31.223	45.675	2:16.898 (2)	78.07	2.012	16:57:05.662
5 -	<b>1:30.026</b>	<b>44.860</b>	<b>2:14.886 (1)</b>	<b>79.23</b>		<b>16:59:20.548</b>

P15 84		Ricardo BRANCO		Suzuki SV650 - IMP Racing		
IDEAL LAP TIME : 2:15.995		BEST LAP TIME : 2:15.995		DIFFERENCE : 0.000		
LAP	SECTOR 1	SECTOR 2	LAP TIME	MPH	DIFF	TIME OF DAY
1 -		46.703	2:26.667	72.87	10.672	16:50:11.592
2 -	1:32.278	46.531	2:18.809	76.99	2.814	16:52:30.401
3 -	1:31.801	45.876	2:17.677 (2)	77.63	1.682	16:54:48.078
4 -	1:31.492	46.240	2:17.732 (3)	77.60	1.737	16:57:05.810
5 -	<b>1:30.512</b>	<b>45.483</b>	<b>2:15.995 (1)</b>	<b>78.59</b>		<b>16:59:21.805</b>

P16 138		Craig JARMIN		Suzuki SV650 - SK PreP		
IDEAL LAP TIME : 2:17.129		BEST LAP TIME : 2:17.129		DIFFERENCE : 0.000		
LAP	SECTOR 1	SECTOR 2	LAP TIME	MPH	DIFF	TIME OF DAY
1 -		45.574	2:27.823	72.30	10.694	16:50:12.748
2 -	1:32.702	46.249	2:18.951	76.91	1.822	16:52:31.699
3 -	1:32.298	45.484	2:17.782 (2)	77.57	0.653	16:54:49.481
4 -	<b>1:32.027</b>	<b>45.102</b>	<b>2:17.129 (1)</b>	<b>77.94</b>		<b>16:57:06.610</b>
5 -	1:32.219	45.592	2:17.811 (3)	77.55	0.682	16:59:24.421

P17 18		Stephen LANE		Suzuki SV650 -		
IDEAL LAP TIME : 2:17.406		BEST LAP TIME : 2:17.587		DIFFERENCE : 0.181		
LAP	SECTOR 1	SECTOR 2	LAP TIME	MPH	DIFF	TIME OF DAY
1 -		46.686	2:28.242	72.09	10.655	16:50:13.167
2 -	<b>1:31.537</b>	46.633	2:18.170 (2)	77.35	0.583	16:52:31.337
3 -	1:31.718	<b>45.869</b>	<b>2:17.587 (1)</b>	<b>77.68</b>		<b>16:54:48.924</b>
4 -	1:33.522	46.491	2:20.013	76.33	2.426	16:57:08.937
5 -	1:31.998	46.697	2:18.695 (3)	77.06	1.108	16:59:27.632

P18 34		Andrew JOHNSON		Suzuki SV650 - Rose & Charlie Racing		
IDEAL LAP TIME : 2:17.884		BEST LAP TIME : 2:18.083		DIFFERENCE : 0.199		
LAP	SECTOR 1	SECTOR 2	LAP TIME	MPH	DIFF	TIME OF DAY
1 -		<b>45.468</b>	2:26.070	73.17	7.987	16:50:10.995
2 -	1:33.409	45.840	2:19.249 (2)	76.75	1.166	16:52:30.244
3 -	<b>1:32.416</b>	45.667	<b>2:18.083 (1)</b>	<b>77.40</b>		<b>16:54:48.327</b>
4 -	1:33.764	45.750	2:19.514 (3)	76.60	1.431	16:57:07.841
5 -	1:32.907	46.949	2:19.856	76.42	1.773	16:59:27.697

# BMCRC - MRO Championships 2022 - Rnd 3 @ Snetterton 300

## MRO Minitwins

### RACE 14 - SECTOR ANALYSIS



SECTOR 1 = FL to I1, SECTOR 2 = I1 to FL, DIFF = Difference To Personal Best Lap, P = Crossed Finish Line in Pit Lane, D = Time Disallowed

P19 93		Tony BOTTO		Suzuki SV650 - TB Motorcycles		
IDEAL LAP TIME : 2:18.037		BEST LAP TIME : 2:18.037		DIFFERENCE : 0.000		
LAP	SECTOR 1	SECTOR 2	LAP TIME	MPH	DIFF	TIME OF DAY
1 -		46.685	2:29.048	71.70	11.011	16:50:13.973
2 -	1:31.876	46.731	2:18.607 (2)	77.11	0.570	16:52:32.580
3 -	<b>1:31.818</b>	<b>46.219</b>	<b>2:18.037 (1)</b>	<b>77.42</b>		<b>16:54:50.617</b>
4 -	1:31.953	48.934	2:20.887	75.86	2.850	16:57:11.504
5 -	1:32.988	47.798	2:20.786 (3)	75.91	2.749	16:59:32.290

P20 70		Colin HALL		Suzuki SV650 -		
IDEAL LAP TIME : 2:19.427		BEST LAP TIME : 2:19.457		DIFFERENCE : 0.030		
LAP	SECTOR 1	SECTOR 2	LAP TIME	MPH	DIFF	TIME OF DAY
1 -		47.667	2:31.234	70.67	11.777	16:50:16.159
2 -	1:32.999	47.638	2:20.637	75.99	1.180	16:52:36.796
3 -	1:32.776	47.368	2:20.144 (3)	76.26	0.687	16:54:56.940
4 -	1:32.317	<b>47.140</b>	<b>2:19.457 (1)</b>	<b>76.64</b>		<b>16:57:16.397</b>
5 -	<b>1:32.287</b>	47.370	2:19.657 (2)	76.53	0.200	16:59:36.054

P21 627		Aaron MONK		Suzuki SV650 - flyaspitfire.co.uk		
IDEAL LAP TIME : 2:17.771		BEST LAP TIME : 2:18.717		DIFFERENCE : 0.946		
LAP	SECTOR 1	SECTOR 2	LAP TIME	MPH	DIFF	TIME OF DAY
1 -		48.878	2:32.937	69.88	14.220	16:50:17.862
2 -	1:33.928	46.848	2:20.776	75.92	2.059	16:52:38.638
3 -	1:32.919	<b>45.798</b>	<b>2:18.717 (1)</b>	<b>77.04</b>		<b>16:54:57.355</b>
4 -	<b>1:31.973</b>	47.336	2:19.309 (2)	76.72	0.592	16:57:16.664
5 -	1:32.099	47.829	2:19.928 (3)	76.38	1.211	16:59:36.592

P22 85		Ben CATT		Suzuki SV650 -		
IDEAL LAP TIME : 2:19.902		BEST LAP TIME : 2:20.028		DIFFERENCE : 0.126		
LAP	SECTOR 1	SECTOR 2	LAP TIME	MPH	DIFF	TIME OF DAY
1 -		48.274	2:32.109	70.26	12.081	16:50:17.034
2 -	1:34.018	<b>46.617</b>	2:20.635 (3)	75.99	0.607	16:52:37.669
3 -	1:35.136	46.745	2:21.881	75.33	1.853	16:54:59.550
4 -	<b>1:33.285</b>	46.824	2:20.109 (2)	76.28	0.081	16:57:19.659
5 -	1:33.291	46.737	<b>2:20.028 (1)</b>	<b>76.32</b>		<b>16:59:39.687</b>

P23 744		Gary ANDERSON		Suzuki SV650 - A&M MOT Services. Guildford		
IDEAL LAP TIME : 2:20.578		BEST LAP TIME : 2:20.578		DIFFERENCE : 0.000		
LAP	SECTOR 1	SECTOR 2	LAP TIME	MPH	DIFF	TIME OF DAY
1 -		48.473	2:32.813	69.94	12.235	16:50:17.738
2 -	<b>1:33.843</b>	<b>46.735</b>	<b>2:20.578 (1)</b>	<b>76.02</b>		<b>16:52:38.316</b>
3 -	1:34.570	48.508	2:23.078	74.70	2.500	16:55:01.394
4 -	1:34.588	48.270	2:22.858 (2)	74.81	2.280	16:57:24.252
5 -	1:35.859	47.212	2:23.071 (3)	74.70	2.493	16:59:47.323

P24 116		Gareth FAITH		Suzuki SV650 - Sitramoto		
IDEAL LAP TIME : 2:20.974		BEST LAP TIME : 2:21.563		DIFFERENCE : 0.589		
LAP	SECTOR 1	SECTOR 2	LAP TIME	MPH	DIFF	TIME OF DAY
1 -		48.350	2:33.009	69.85	11.446	16:50:17.934
2 -	<b>1:34.100</b>	47.463	<b>2:21.563 (1)</b>	<b>75.50</b>		<b>16:52:39.497</b>
3 -	1:34.950	47.056	2:22.006 (2)	75.26	0.443	16:55:01.503
4 -	1:34.660	48.767	2:23.427	74.51	1.864	16:57:24.930
5 -	1:35.935	<b>46.874</b>	2:22.809 (3)	74.84	1.246	16:59:47.739

# BMCRC - MRO Championships 2022 - Rnd 3 @ Snetterton 300

## MRO Minitwins

### RACE 14 - SECTOR ANALYSIS



SECTOR 1 = FL to I1, SECTOR 2 = I1 to FL, DIFF = Difference To Personal Best Lap, P = Crossed Finish Line in Pit Lane, D = Time Disallowed

<b>P25 47</b>		<b>Tristan BOHANAN</b>		Suzuki SV650 - Myself		
IDEAL LAP TIME : 2:20.741		BEST LAP TIME : 2:20.958		DIFFERENCE : 0.217		
LAP	SECTOR 1	SECTOR 2	LAP TIME	MPH	DIFF	TIME OF DAY
1 -		47.714	2:31.588	70.50	10.630	16:50:16.513
2 -	<b>1:33.494</b>	47.464	<b>2:20.958 (1)</b>	<b>75.82</b>		<b>16:52:37.471</b>
3 -	1:35.336	<b>47.247</b>	2:22.583 (2)	74.96	1.625	16:55:00.054
4 -	1:35.341	48.386	2:23.727 (3)	74.36	2.769	16:57:23.781
5 -	1:36.392	48.489	2:24.881	73.77	3.923	16:59:48.662

<b>P26 833</b>		<b>Talan SKEELS-PIGGINS</b>		Suzuki SV650 - Talan Racing		
IDEAL LAP TIME : 2:23.861		BEST LAP TIME : 2:24.287		DIFFERENCE : 0.426		
LAP	SECTOR 1	SECTOR 2	LAP TIME	MPH	DIFF	TIME OF DAY
1 -		47.899	2:34.450	69.20	10.163	16:50:19.375
2 -	1:37.250	<b>47.711</b>	2:24.961 (3)	73.73	0.674	16:52:44.336
3 -	1:37.286	49.317	2:26.603	72.90	2.316	16:55:10.939
4 -	<b>1:36.150</b>	48.137	<b>2:24.287 (1)</b>	<b>74.07</b>		<b>16:57:35.226</b>
5 -	1:37.052	47.855	2:24.907 (2)	73.75	0.620	17:00:00.133

# BMCRC - MRO Championships 2022 - Rnd 3 @ Snetterton 300

## MRO Minitwins

### RACE 14 - BEST SECTORS

SECTOR 1			SECTOR 2			IDEAL / BEST COMPARISON						
POS	NO	NAME	TIME	NO	NAME	TIME	POS	NO	NAME	IDEAL	BEST	DIFF
									<b>PERFECT LAP</b>	<b>2:07.632</b>		
1	184	TWYFORD	1:25.275	184	TWYFORD	42.357	1	184	TWYFORD	2:07.632	2:07.734	0.102
2	97	MANN	1:26.830	166	BAKER	42.854	2	19	LILLEY	2:09.792	2:10.097	0.305
3	63	PERFITT	1:26.836	19	LILLEY	42.888	3	96	HARRIS	2:09.812	2:09.812	0.000
4	6	COOPER	1:26.841	96	HARRIS	42.923	4	63	PERFITT	2:09.912	2:09.991	0.079
5	96	HARRIS	1:26.889	63	PERFITT	43.076	5	97	MANN	2:10.177	2:10.459	0.282
6	19	LILLEY	1:26.904	97	MANN	43.347	6	166	BAKER	2:10.407	2:10.436	0.029
7	166	BAKER	1:27.553	6	COOPER	43.601	7	6	COOPER	2:10.442	2:10.455	0.013
8	81	MAY	1:29.055	81	MAY	43.662	8	81	MAY	2:12.717	2:13.571	0.854
9	66	DUCRAN	1:29.267	66	DUCRAN	44.166	9	66	DUCRAN	2:13.433	2:13.594	0.161
10	99	ELLIS	1:29.685	258	FRIEND	44.208	10	99	ELLIS	2:14.246	2:14.296	0.050
11	29	KILLWORTH	1:30.026	99	ELLIS	44.561	11	258	FRIEND	2:14.647	2:14.774	0.127
12	58	KILLWORTH	1:30.114	58	KILLWORTH	44.569	12	58	KILLWORTH	2:14.683	2:14.723	0.040
13	258	FRIEND	1:30.439	29	KILLWORTH	44.860	13	29	KILLWORTH	2:14.886	2:14.886	0.000
14	84	BRANCO	1:30.512	138	JARMIN	45.102	14	84	BRANCO	2:15.995	2:15.995	0.000
15	18	LANE	1:31.537	34	JOHNSON	45.468	15	138	JARMIN	2:17.129	2:17.129	0.000
16	93	BOTTO	1:31.818	84	BRANCO	45.483	16	18	LANE	2:17.406	2:17.587	0.181
17	627	MONK	1:31.973	627	MONK	45.798	17	627	MONK	2:17.771	2:18.717	0.946
18	138	JARMIN	1:32.027	18	LANE	45.869	18	34	JOHNSON	2:17.884	2:18.083	0.199
19	70	HALL	1:32.287	93	BOTTO	46.219	19	93	BOTTO	2:18.037	2:18.037	0.000
20	34	JOHNSON	1:32.416	85	CATT	46.617	20	70	HALL	2:19.427	2:19.457	0.030
21	85	CATT	1:33.285	744	ANDERSON	46.735	21	85	CATT	2:19.902	2:20.028	0.126
22	47	BOHANAN	1:33.494	116	FAITH	46.874	22	744	ANDERSON	2:20.578	2:20.578	0.000
23	744	ANDERSON	1:33.843	70	HALL	47.140	23	47	BOHANAN	2:20.741	2:20.958	0.217
24	116	FAITH	1:34.100	47	BOHANAN	47.247	24	116	FAITH	2:20.974	2:21.563	0.589
25	833	SKEELS-PIGGINS	1:36.150	833	SKEELS-PIGGINS	47.711	25	833	SKEELS-PIGGINS	2:23.861	2:24.287	0.426
26							26	919	BELLIS		2:16.934	

# BMCRC - MRO Championships 2022 - Rnd 3 @ Snetterton 300

## MRO Minitwins

### RACE 14 - STATISTICS

**Competitors Started** 26  
**Planned Start** 2022-05-07 @ 16:45:00.000  
**Actual Start** 2022-05-07 @ 16:47:44.924  
**Finish Time** 2022-05-07 @ 16:58:33.081  
**Track Length** 2.9689mi.  
**Total Laps** 130  
**Total Distance Covered** 385.9585mi.

#### Session Fastest Lap History

NO	NAME	LAP TIME	TIME OF DAY	LAP	VEHICLE
184	David TWYFORD	<b>2:08.751</b>	16:52:08.761	2	Suzuki SV650
184	David TWYFORD	<b>2:07.938</b>	16:54:16.699	3	Suzuki SV650
184	David TWYFORD	<b>2:07.734</b>	16:56:24.432	4	Suzuki SV650

#### Session Leader History

NO	NAME	FROM LAP	LAPS LED	DISTANCE	VEHICLE
184	David TWYFORD	1	5	14.84 miles	Suzuki SV650

#### Flag History

TYPE	TIME OF DAY
GREEN	16:47:44.924
FINISH	16:58:33.081

#### Flag Statistics

TYPE	COUNT	TOTAL LAPS	TOTAL TIME
Green	1	5	12:36.889
Red	0	0	0.000
Safety Car	0	0	0.000
FCY	0	0	0.000

# BMCRC - MRO Championships 2022 - Rnd 3 @ Snetterton 300



## MRO Minitwins

### RACE 4 - GRID (7 Laps)

ROW 10			28	2:24.287	<b>833</b> Talan SKEELS-PIGGINS	
ROW 9	27	<b>144</b> Nick CRONIN	26	<b>71</b> Colin CLUNE	25	2:21.563 <b>116</b> Gareth FAITH
ROW 8	24	2:20.958 <b>47</b> Tristan BOHANAN	23	2:20.578 <b>744</b> Gary ANDERSON	22	2:20.028 <b>85</b> Ben CATT
ROW 7	21	2:19.457 <b>70</b> Colin HALL	20	2:18.717 <b>627</b> Aaron MONK	19	2:18.083 <b>34</b> Andrew JOHNSON
ROW 6	18	2:18.037 <b>93</b> Tony BOTTO	17	2:17.587 <b>18</b> Stephen LANE	16	2:17.129 <b>138</b> Craig JARMIN
ROW 5	15	2:16.934 <b>919</b> Andrew BELLIS	14	2:15.995 <b>84</b> Ricardo BRANCO	13	2:14.886 <b>29</b> Hayden KILLWORTH
ROW 4	12	2:14.774 <b>258</b> Ande FRIEND	11	2:14.723 <b>58</b> Stacey KILLWORTH	10	2:14.296 <b>99</b> Lee ELLIS
ROW 3	9	2:13.594 <b>66</b> Mitch DUCRAN	8	2:13.571 <b>81</b> Malvern MAY	7	2:10.459 <b>97</b> Alex MANN
ROW 2	6	2:10.455 <b>6</b> Martin COOPER	5	2:10.436 <b>166</b> Nik BAKER	4	2:10.097 <b>19</b> Kevin LILLEY
ROW 1	3	2:09.991 <b>63</b> Stephen PERFITT	2	2:09.812 <b>96</b> Dan HARRIS	1	2:07.734 <b>184</b> David TWYFORD
<b>Pole</b>						

Snetterton 300: 2.9689 miles

These results are provisional until the conclusion of any judicial and technical matters.

Clerk Of Course :	Stewards :	Timekeeper : Craig Smith
-------------------	------------	--------------------------

Results can be found at [www.tsl-timing.com](http://www.tsl-timing.com)

Printed - 17:03 Saturday, 07 May 2022



# BMCRC - MRO Championships 2022 - Rnd 3 @ Snetterton 300



## MRO Minitwins

### RACE 4 - CLASSIFICATION

POS	NO	NAME	ENTRY	LAPS	TIME	GAP	DIFF	MPH	BEST	ON
1	184	David TWYFORD	Suzuki SV650 - MHP	7	15:03.495			82.80	2:07.981	3
2	97	Alex MANN	Suzuki SV650 - Michael Jones Jewellers,Esprit Grou	7	15:08.312	4.817	4.817	82.36	2:07.223	7
3	63	Stephen PERFITT	Suzuki SV650 - PKP Services Ltd	7	15:08.997	5.502	0.685	82.30	2:08.402	7
4	19	Kevin LILLEY	Suzuki SV650 - Trafalgar Cleaning Eqpt. / Steve Jorc	7	15:09.429	5.934	0.432	82.26	2:07.896	7
5	96	Dan HARRIS	Suzuki SV650 - HP Racing- Emerald Elevators	7	15:13.844	10.349	4.415	81.87	2:09.089	4
6	6	Martin COOPER	Suzuki SV650 -	7	15:14.229	10.734	0.385	81.83	2:09.024	5
7	66	Mitch DUCRAN	Suzuki SV650 - JP Haulage	7	15:14.388	10.893	0.159	81.82	2:09.137	6
8	166	Nik BAKER	Suzuki SV650 - K66, DMR customs	7	15:18.170	14.675	3.782	81.48	2:09.465	7
9	258	Ande FRIEND	Suzuki SV650 - Flying colours Motorcycle Training	7	15:45.498	42.003	27.328	79.12	2:12.582	7
10	58	Stacey KILLWORTH	Suzuki SV650 - Greenplant/Everns	7	15:45.637	42.142	0.139	79.11	2:12.949	4
11	81	Malvern MAY	Suzuki SV650 - IMP racing	7	15:45.932	42.437	0.295	79.09	2:12.493	7
12	99	Lee ELLIS	Suzuki SV650 - ATP Motorsport	7	15:46.881	43.386	0.949	79.01	2:12.646	7
13	29	Hayden KILLWORTH	Suzuki SV650 - Stacey Killworth	7	15:55.123	51.628	8.242	78.33	2:14.601	6
14	34	Andrew JOHNSON	Suzuki SV650 - Rose & Charlie Racing	7	16:10.275	1:06.780	15.152	77.10	2:16.596	5
15	138	Craig JARMIN	Suzuki SV650 - SK PreP	7	16:11.062	1:07.567	0.787	77.04	2:16.958	5
16	93	Tony BOTTO	Suzuki SV650 - TB Motorcycles	7	16:11.424	1:07.929	0.362	77.01	2:16.447	5
17	84	Ricardo BRANCO	Suzuki SV650 - IMP Racing	7	16:17.734	1:14.239	6.310	76.52	2:17.218	7
18	70	Colin HALL	Suzuki SV650 -	7	16:19.673	1:16.178	1.939	76.36	2:18.120	7
19	627	Aaron MONK	Suzuki SV650 - flyaspitfire.co.uk	7	16:19.698	1:16.203	0.025	76.36	2:17.798	7
20	85	Ben CATT	Suzuki SV650 -	7	16:33.901	1:30.406	14.203	75.27	2:19.489	3
21	744	Gary ANDERSON	Suzuki SV650 - A&M MOT Services. Guildford	7	16:43.352	1:39.857	9.451	74.56	2:21.157	4
22	116	Gareth FAITH	Suzuki SV650 - Sitramoto	7	16:43.870	1:40.375	0.518	74.52	2:19.866	4
23	833	Talan SKEELS-PIGGINS	Suzuki SV650 - Talan Racing	7	16:47.933	1:44.438	4.063	74.22	2:20.577	7

#### NOT CLASSIFIED

DNF	18	Stephen LANE	Suzuki SV650 -	4	9:23.731	3 Laps	3 Laps	75.83	2:16.934	4
DNF	47	Tristan BOHANAN	Suzuki SV650 - Myself	2	4:56.047	5 Laps	2 Laps	72.20	2:23.712	2
DNF	919	Andrew BELLIS	Suzuki SV650 - Cunco Ltd	1	2:23.983	6 Laps	1 Lap	74.23		

#### FASTEST LAP

97	Alex MANN	Suzuki SV650 - Michael Jones Jewellers,Esprit Grou	7	2:07.223	84.01 mph	135.20 kph
----	-----------	--	---	----------	-----------	------------

92.5% of Race Speed = 76.59 mph

Weather / Track : Bright / Dry

These results are provisional until the conclusion of any judicial and technical matters.

Race Distance: 7 Laps / 20.78 miles

Snetterton 300: 2.9689 miles

Date: 08/05/2022 Start: 10:37 Finish: 10:53

Clerk Of Course :	Stewards :	Timekeeper : Craig Smith
-------------------	------------	--------------------------

Results can be found at [www.tsl-timing.com](http://www.tsl-timing.com)

Printed - 10:55 Sunday, 08 May 2022





# BMCRC - MRO Championships 2022 - Rnd 3 @ Snetterton 300

## MRO Minitwins

### RACE 4 - LAP CHART

#### LAP 1 @ 10:40:11.631

NO	BEHIND	LAP TIME
184		2:13.611
63	1.751	2:15.362
96	1.769	2:15.380
6	3.013	2:16.624
19	3.102	2:16.713
97	3.217	2:16.828
66	3.620	2:17.231
166	4.305	2:17.916
99	7.287	2:20.898
81	7.867	2:21.478
258	7.979	2:21.590
58	8.015	2:21.626
919	10.372	2:23.983
138	10.560	2:24.171
34	10.774	2:24.385
29	10.824	2:24.435
84	12.132	2:25.743
93	13.547	2:27.158
70	13.846	2:27.457
627	14.063	2:27.674
85	16.036	2:29.647
18	16.073	2:29.684
744	17.575	2:31.186
116	18.008	2:31.619
47	18.724	2:32.335
833	18.962	2:32.573

#### LAP 2 @ 10:42:19.869

NO	BEHIND	LAP TIME
184		2:08.238
63	3.465	2:09.952
97	3.555	2:08.576
96	3.991	2:10.460
6	4.834	2:10.059
19	5.220	2:10.356
66	5.472	2:10.090
166	6.213	2:10.146
258	13.930	2:14.189
58	14.543	2:14.766
99	14.704	2:15.655
81	15.074	2:15.445
29	17.989	2:15.403
34	20.306	2:17.770
138	21.157	2:18.835
93	23.002	2:17.693
84	23.536	2:19.642
70	26.134	2:20.526
627	26.365	2:20.540
18	26.880	2:19.045
85	27.953	2:20.155
744	30.716	2:21.379
116	30.968	2:21.198
47	34.198	2:23.712
833	34.340	2:23.616

#### LAP 3 @ 10:44:27.850

NO	BEHIND	LAP TIME
184		2:07.981
97	4.318	2:08.744
63	4.441	2:08.957
19	5.863	2:08.624
96	6.430	2:10.420

6	6.863	2:10.010
66	7.041	2:09.550
166	8.896	2:10.664
258	19.624	2:13.675
58	20.094	2:13.532
99	21.980	2:15.257
81	22.291	2:15.198
29	25.017	2:15.009
34	30.564	2:18.239
138	31.089	2:17.913
93	33.391	2:18.370
84	34.973	2:19.418
70	36.515	2:18.362
627	36.948	2:18.564
18	36.967	2:18.068
85	39.461	2:19.489
744	43.914	2:21.179
116	44.068	2:21.081
833	51.618	2:25.259

#### LAP 4 @ 10:46:35.888

NO	BEHIND	LAP TIME
184		2:08.038
63	5.470	2:09.067
97	6.029	2:09.749
19	6.181	2:08.356
96	7.481	2:09.089
6	8.030	2:09.205
66	8.394	2:09.391
166	10.592	2:09.734
58	25.005	2:12.949
258	25.279	2:13.693
81	27.919	2:13.666
99	28.463	2:14.521
29	32.012	2:15.033
34	40.699	2:18.173
138	41.550	2:18.499
93	41.805	2:16.452
84	45.788	2:18.853
18	45.863	2:16.934
70	46.975	2:18.498
627	47.208	2:18.298
85	51.229	2:19.806
116	55.896	2:19.866
744	57.033	2:21.157
833	1:05.308	2:21.728

#### LAP 5 @ 10:48:43.991

NO	BEHIND	LAP TIME
184		2:08.103
63	6.038	2:08.671
19	6.679	2:08.601
97	6.807	2:08.881
6	8.951	2:09.024
96	9.532	2:10.154
66	9.672	2:09.381
166	12.261	2:09.772
58	30.381	2:13.479
258	30.413	2:13.237
81	33.858	2:14.042
99	34.708	2:14.348
29	39.352	2:15.443
34	49.192	2:16.596
93	50.149	2:16.447
138	50.405	2:16.958

#### LAP 6 @ 10:50:52.170

NO	BEHIND	LAP TIME
184		2:08.179
63	6.445	2:08.586
97	6.939	2:08.311
19	7.383	2:08.883
6	10.199	2:09.427
96	10.563	2:09.210
66	10.630	2:09.137
166	14.555	2:10.473
58	37.461	2:15.259
258	38.766	2:16.532
81	39.289	2:13.610
99	40.085	2:13.556
29	45.774	2:14.601
34	59.036	2:18.023
93	59.519	2:17.549
138	59.943	2:17.717
84	1:06.366	2:17.433
70	1:07.403	2:18.480
627	1:07.750	2:18.575
85	1:19.106	2:22.291
744	1:27.388	2:24.522
116	1:27.945	2:25.207
833	1:33.206	2:21.843

#### LAP 7 @ 10:53:01.515

NO	BEHIND	LAP TIME
184		2:09.345
97	4.817	2:07.223
63	5.502	2:08.402
19	5.934	2:07.896
96	10.349	2:09.131
6	10.734	2:09.880
66	10.893	2:09.608
166	14.675	2:09.465
258	42.003	2:12.582
58	42.142	2:14.026
81	42.437	2:12.493
99	43.386	2:12.646
29	51.628	2:15.199
34	1:06.780	2:17.089
138	1:07.567	2:16.969
93	1:07.929	2:17.755
84	1:14.239	2:17.218
70	1:16.178	2:18.120
627	1:16.203	2:17.798
85	1:30.406	2:20.645
744	1:39.857	2:21.814
116	1:40.375	2:21.775
833	1:44.438	2:20.577

# BMCRC - MRO Championships 2022 - Rnd 3 @ Snetterton 300

## MRO Minitwins

### RACE 4 - SECTOR ANALYSIS



SECTOR 1 = FL to I1, SECTOR 2 = I1 to FL, DIFF = Difference To Personal Best Lap, P = Crossed Finish Line in Pit Lane, D = Time Disallowed

P1 184		David TWYFORD		Suzuki SV650 - MHP		
IDEAL LAP TIME : 2:07.637		BEST LAP TIME : 2:07.981		DIFFERENCE : 0.344		
LAP	SECTOR 1	SECTOR 2	LAP TIME	MPH	DIFF	TIME OF DAY
1 -		42.794	2:13.611	79.99	5.630	10:40:11.631
2 -	1:25.463	42.775	2:08.238	83.34	0.257	10:42:19.869
3 -	1:25.628	<b>42.353</b>	<b>2:07.981 (1)</b>	<b>83.51</b>		<b>10:44:27.850</b>
4 -	1:25.381	42.657	2:08.038 (2)	83.47	0.057	10:46:35.888
5 -	1:25.399	42.704	2:08.103 (3)	83.43	0.122	10:48:43.991
6 -	<b>1:25.284</b>	42.895	2:08.179	83.38	0.198	10:50:52.170
7 -	1:25.738	43.607	2:09.345	82.63	1.364	10:53:01.515

P2 97		Alex MANN		Suzuki SV650 - Michael Jones Jewellers,Esprit Group,TT50 cars		
IDEAL LAP TIME : 2:07.223		BEST LAP TIME : 2:07.223		DIFFERENCE : 0.000		
LAP	SECTOR 1	SECTOR 2	LAP TIME	MPH	DIFF	TIME OF DAY
1 -		43.827	2:16.828	78.11	9.605	10:40:14.848
2 -	1:25.285	43.291	2:08.576 (3)	83.12	1.353	10:42:23.424
3 -	1:25.963	42.781	2:08.744	83.01	1.521	10:44:32.168
4 -	1:26.472	43.277	2:09.749	82.37	2.526	10:46:41.917
5 -	1:26.795	42.086	2:08.881	82.92	1.658	10:48:50.798
6 -	1:25.621	42.690	2:08.311 (2)	83.29	1.088	10:50:59.109
7 -	<b>1:25.177</b>	<b>42.046</b>	<b>2:07.223 (1)</b>	<b>84.01</b>		<b>10:53:06.332</b>

P3 63		Stephen PERFITT		Suzuki SV650 - PKP Services Ltd		
IDEAL LAP TIME : 2:08.089		BEST LAP TIME : 2:08.402		DIFFERENCE : 0.313		
LAP	SECTOR 1	SECTOR 2	LAP TIME	MPH	DIFF	TIME OF DAY
1 -		42.871	2:15.362	78.95	6.960	10:40:13.382
2 -	1:26.602	43.350	2:09.952	82.24	1.550	10:42:23.334
3 -	1:26.317	42.640	2:08.957	82.88	0.555	10:44:32.291
4 -	1:26.220	42.847	2:09.067	82.81	0.665	10:46:41.358
5 -	1:26.306	42.365	2:08.671 (3)	83.06	0.269	10:48:50.029
6 -	1:26.239	<b>42.347</b>	2:08.586 (2)	83.12	0.184	10:50:58.615
7 -	<b>1:25.742</b>	42.660	<b>2:08.402 (1)</b>	<b>83.23</b>		<b>10:53:07.017</b>

P4 19		Kevin LILLEY		Suzuki SV650 - Trafalgar Cleaning Eqpt. / Steve Jordan Motorcy		
IDEAL LAP TIME : 2:07.886		BEST LAP TIME : 2:07.896		DIFFERENCE : 0.010		
LAP	SECTOR 1	SECTOR 2	LAP TIME	MPH	DIFF	TIME OF DAY
1 -		43.712	2:16.713	78.17	8.817	10:40:14.733
2 -	1:26.471	43.885	2:10.356	81.99	2.460	10:42:25.089
3 -	1:25.522	43.102	2:08.624	83.09	0.728	10:44:33.713
4 -	1:25.453	42.903	2:08.356 (2)	83.26	0.460	10:46:42.069
5 -	1:26.000	<b>42.601</b>	2:08.601 (3)	83.11	0.705	10:48:50.670
6 -	1:25.736	43.147	2:08.883	82.92	0.987	10:50:59.553
7 -	<b>1:25.285</b>	42.611	<b>2:07.896 (1)</b>	<b>83.56</b>		<b>10:53:07.449</b>

P5 96		Dan HARRIS		Suzuki SV650 - HP Racing- Emerald Elevators		
IDEAL LAP TIME : 2:08.866		BEST LAP TIME : 2:09.089		DIFFERENCE : 0.223		
LAP	SECTOR 1	SECTOR 2	LAP TIME	MPH	DIFF	TIME OF DAY
1 -		43.273	2:15.380	78.94	6.291	10:40:13.400
2 -	1:27.102	43.358	2:10.460	81.92	1.371	10:42:23.860
3 -	1:26.663	43.757	2:10.420	81.95	1.331	10:44:34.280
4 -	1:26.230	42.859	<b>2:09.089 (1)</b>	<b>82.79</b>		<b>10:46:43.369</b>
5 -	1:26.707	43.447	2:10.154	82.11	1.065	10:48:53.523
6 -	1:26.445	<b>42.765</b>	2:09.210 (3)	82.71	0.121	10:51:02.733
7 -	<b>1:26.101</b>	43.030	2:09.131 (2)	82.76	0.042	10:53:11.864

# BMCRC - MRO Championships 2022 - Rnd 3 @ Snetterton 300

## MRO Minitwins

### RACE 4 - SECTOR ANALYSIS



SECTOR 1 = FL to I1, SECTOR 2 = I1 to FL, DIFF = Difference To Personal Best Lap, P = Crossed Finish Line in Pit Lane, D = Time Disallowed

P6		6		Martin COOPER		Suzuki SV650 -	
IDEAL LAP TIME : 2:08.873		BEST LAP TIME : 2:09.024		DIFFERENCE : 0.151			
LAP	SECTOR 1	SECTOR 2	LAP TIME	MPH	DIFF	TIME OF DAY	
1 -		43.772	2:16.624	78.22	7.600	10:40:14.644	
2 -	1:26.306	43.753	2:10.059	82.17	1.035	10:42:24.703	
3 -	1:26.529	43.481	2:10.010	82.20	0.986	10:44:34.713	
4 -	1:25.982	43.223	2:09.205 (2)	82.72	0.181	10:46:43.918	
5 -	1:26.078	<b>42.946</b>	<b>2:09.024 (1)</b>	<b>82.83</b>		<b>10:48:52.942</b>	
6 -	<b>1:25.927</b>	43.500	2:09.427 (3)	82.57	0.403	10:51:02.369	
7 -	1:25.983	43.897	2:09.880	82.29	0.856	10:53:12.249	

P7		66		Mitch DUCRAN		Suzuki SV650 - JP Haulage	
IDEAL LAP TIME : 2:08.850		BEST LAP TIME : 2:09.137		DIFFERENCE : 0.287			
LAP	SECTOR 1	SECTOR 2	LAP TIME	MPH	DIFF	TIME OF DAY	
1 -		43.287	2:17.231	77.88	8.094	10:40:15.251	
2 -	1:27.065	43.025	2:10.090	82.15	0.953	10:42:25.341	
3 -	1:26.705	42.845	2:09.550	82.50	0.413	10:44:34.891	
4 -	1:26.758	<b>42.633</b>	2:09.391 (3)	82.60	0.254	10:46:44.282	
5 -	<b>1:26.217</b>	43.164	2:09.381 (2)	82.60	0.244	10:48:53.663	
6 -	1:26.218	42.919	<b>2:09.137 (1)</b>	<b>82.76</b>		<b>10:51:02.800</b>	
7 -	1:26.511	43.097	2:09.608	82.46	0.471	10:53:12.408	

P8		166		Nik BAKER		Suzuki SV650 - K66, DMR customs	
IDEAL LAP TIME : 2:09.275		BEST LAP TIME : 2:09.465		DIFFERENCE : 0.190			
LAP	SECTOR 1	SECTOR 2	LAP TIME	MPH	DIFF	TIME OF DAY	
1 -		43.711	2:17.916	77.49	8.451	10:40:15.936	
2 -	1:27.135	43.011	2:10.146	82.12	0.681	10:42:26.082	
3 -	1:27.759	42.905	2:10.664	81.79	1.199	10:44:36.746	
4 -	<b>1:26.800</b>	42.934	2:09.734 (2)	82.38	0.269	10:46:46.480	
5 -	1:27.066	42.706	2:09.772 (3)	82.36	0.307	10:48:56.252	
6 -	1:27.640	42.833	2:10.473	81.91	1.008	10:51:06.725	
7 -	1:26.990	<b>42.475</b>	<b>2:09.465 (1)</b>	<b>82.55</b>		<b>10:53:16.190</b>	

P9		258		Ande FRIEND		Suzuki SV650 - Flying colours Motorcycle Training	
IDEAL LAP TIME : 2:12.582		BEST LAP TIME : 2:12.582		DIFFERENCE : 0.000			
LAP	SECTOR 1	SECTOR 2	LAP TIME	MPH	DIFF	TIME OF DAY	
1 -		44.485	2:21.590	75.48	9.008	10:40:19.610	
2 -	1:29.595	44.594	2:14.189	79.64	1.607	10:42:33.799	
3 -	1:29.452	44.223	2:13.675 (3)	79.95	1.093	10:44:47.474	
4 -	1:29.586	44.107	2:13.693	79.94	1.111	10:47:01.167	
5 -	1:29.200	44.037	2:13.237 (2)	80.21	0.655	10:49:14.404	
6 -	1:30.762	45.770	2:16.532	78.28	3.950	10:51:30.936	
7 -	<b>1:29.090</b>	<b>43.492</b>	<b>2:12.582 (1)</b>	<b>80.61</b>		<b>10:53:43.518</b>	

P10		58		Stacey KILLWORTH		Suzuki SV650 - Greenplant/Everms	
IDEAL LAP TIME : 2:12.760		BEST LAP TIME : 2:12.949		DIFFERENCE : 0.189			
LAP	SECTOR 1	SECTOR 2	LAP TIME	MPH	DIFF	TIME OF DAY	
1 -		45.120	2:21.626	75.46	8.677	10:40:19.646	
2 -	1:29.985	44.781	2:14.766	79.30	1.817	10:42:34.412	
3 -	<b>1:28.946</b>	44.586	2:13.532 (3)	80.04	0.583	10:44:47.944	
4 -	1:29.135	<b>43.814</b>	<b>2:12.949 (1)</b>	<b>80.39</b>		<b>10:47:00.893</b>	
5 -	1:29.091	44.388	2:13.479 (2)	80.07	0.530	10:49:14.372	
6 -	1:30.640	44.619	2:15.259	79.01	2.310	10:51:29.631	
7 -	1:29.695	44.331	2:14.026	79.74	1.077	10:53:43.657	

# BMCRC - MRO Championships 2022 - Rnd 3 @ Snetterton 300

## MRO Minitwins

### RACE 4 - SECTOR ANALYSIS



SECTOR 1 = FL to I1, SECTOR 2 = I1 to FL, DIFF = Difference To Personal Best Lap, P = Crossed Finish Line in Pit Lane, D = Time Disallowed

P11 81 Malvern MAY		Suzuki SV650 - IMP racing				
IDEAL LAP TIME : 2:12.493		BEST LAP TIME : 2:12.493		DIFFERENCE : 0.000		
LAP	SECTOR 1	SECTOR 2	LAP TIME	MPH	DIFF	TIME OF DAY
1 -		44.678	2:21.478	75.54	8.985	10:40:19.498
2 -	1:31.095	44.350	2:15.445	78.91	2.952	10:42:34.943
3 -	1:29.976	45.222	2:15.198	79.05	2.705	10:44:50.141
4 -	1:29.527	44.139	2:13.666 (3)	79.96	1.173	10:47:03.807
5 -	1:29.815	44.227	2:14.042	79.73	1.549	10:49:17.849
6 -	1:29.529	44.081	2:13.610 (2)	79.99	1.117	10:51:31.459
7 -	<b>1:28.573</b>	<b>43.920</b>	<b>2:12.493 (1)</b>	<b>80.66</b>		<b>10:53:43.952</b>

P12 99 Lee ELLIS		Suzuki SV650 - ATP Motorsport				
IDEAL LAP TIME : 2:12.527		BEST LAP TIME : 2:12.646		DIFFERENCE : 0.119		
LAP	SECTOR 1	SECTOR 2	LAP TIME	MPH	DIFF	TIME OF DAY
1 -		44.976	2:20.898	75.85	8.252	10:40:18.918
2 -	1:30.004	45.651	2:15.655	78.78	3.009	10:42:34.573
3 -	1:30.024	45.233	2:15.257	79.02	2.611	10:44:49.830
4 -	1:29.683	44.838	2:14.521	79.45	1.875	10:47:04.351
5 -	1:29.833	44.515	2:14.348 (3)	79.55	1.702	10:49:18.699
6 -	1:29.270	<b>44.286</b>	2:13.556 (2)	80.02	0.910	10:51:32.255
7 -	<b>1:28.241</b>	44.405	<b>2:12.646 (1)</b>	<b>80.57</b>		<b>10:53:44.901</b>

P13 29 Hayden KILLWORTH		Suzuki SV650 - Stacey Killworth				
IDEAL LAP TIME : 2:14.450		BEST LAP TIME : 2:14.601		DIFFERENCE : 0.151		
LAP	SECTOR 1	SECTOR 2	LAP TIME	MPH	DIFF	TIME OF DAY
1 -		45.417	2:24.435	73.99	9.834	10:40:22.455
2 -	1:30.698	44.705	2:15.403	78.93	0.802	10:42:37.858
3 -	1:30.493	<b>44.516</b>	2:15.009 (2)	79.16	0.408	10:44:52.867
4 -	1:30.347	44.686	2:15.033 (3)	79.15	0.432	10:47:07.900
5 -	1:30.479	44.964	2:15.443	78.91	0.842	10:49:23.343
6 -	<b>1:29.934</b>	44.667	<b>2:14.601 (1)</b>	<b>79.40</b>		<b>10:51:37.944</b>
7 -	1:30.432	44.767	2:15.199	79.05	0.598	10:53:53.143

P14 34 Andrew JOHNSON		Suzuki SV650 - Rose & Charlie Racing				
IDEAL LAP TIME : 2:16.544		BEST LAP TIME : 2:16.596		DIFFERENCE : 0.052		
LAP	SECTOR 1	SECTOR 2	LAP TIME	MPH	DIFF	TIME OF DAY
1 -		<b>45.041</b>	2:24.385	74.02	7.789	10:40:22.405
2 -	1:32.076	45.694	2:17.770 (3)	77.57	1.174	10:42:40.175
3 -	1:32.030	46.209	2:18.239	77.31	1.643	10:44:58.414
4 -	1:32.506	45.667	2:18.173	77.35	1.577	10:47:16.587
5 -	<b>1:31.503</b>	45.093	<b>2:16.596 (1)</b>	<b>78.24</b>		<b>10:49:33.183</b>
6 -	1:32.034	45.989	2:18.023	77.43	1.427	10:51:51.206
7 -	1:31.683	45.406	2:17.089 (2)	77.96	0.493	10:54:08.295

P15 138 Craig JARMIN		Suzuki SV650 - SK PreP				
IDEAL LAP TIME : 2:16.288		BEST LAP TIME : 2:16.958		DIFFERENCE : 0.670		
LAP	SECTOR 1	SECTOR 2	LAP TIME	MPH	DIFF	TIME OF DAY
1 -		45.689	2:24.171	74.13	7.213	10:40:22.191
2 -	1:33.148	45.687	2:18.835	76.98	1.877	10:42:41.026
3 -	1:31.920	45.993	2:17.913	77.49	0.955	10:44:58.939
4 -	1:32.326	46.173	2:18.499	77.17	1.541	10:47:17.438
5 -	<b>1:31.222</b>	45.736	<b>2:16.958 (1)</b>	<b>78.03</b>		<b>10:49:34.396</b>
6 -	1:31.718	45.999	2:17.717 (3)	77.60	0.759	10:51:52.113
7 -	1:31.903	<b>45.066</b>	2:16.969 (2)	78.03	0.011	10:54:09.082

# BMCRC - MRO Championships 2022 - Rnd 3 @ Snetterton 300

## MRO Minitwins

### RACE 4 - SECTOR ANALYSIS



SECTOR 1 = FL to I1, SECTOR 2 = I1 to FL, DIFF = Difference To Personal Best Lap, P = Crossed Finish Line in Pit Lane, D = Time Disallowed

P16 93		Tony BOTTO		Suzuki SV650 - TB Motorcycles		
IDEAL LAP TIME : 2:16.035		BEST LAP TIME : 2:16.447		DIFFERENCE : 0.412		
LAP	SECTOR 1	SECTOR 2	LAP TIME	MPH	DIFF	TIME OF DAY
1 -		46.590	2:27.158	72.62	10.711	10:40:25.178
2 -	1:31.469	46.224	2:17.693	77.62	1.246	10:42:42.871
3 -	1:31.786	46.584	2:18.370	77.24	1.923	10:45:01.241
4 -	1:31.274	<b>45.178</b>	2:16.452 (2)	78.32	0.005	10:47:17.693
5 -	<b>1:30.857</b>	45.590	<b>2:16.447 (1)</b>	<b>78.33</b>		<b>10:49:34.140</b>
6 -	1:31.380	46.169	2:17.549 (3)	77.70	1.102	10:51:51.689
7 -	1:32.247	45.508	2:17.755	77.58	1.308	10:54:09.444

P17 84		Ricardo BRANCO		Suzuki SV650 - IMP Racing		
IDEAL LAP TIME : 2:17.130		BEST LAP TIME : 2:17.218		DIFFERENCE : 0.088		
LAP	SECTOR 1	SECTOR 2	LAP TIME	MPH	DIFF	TIME OF DAY
1 -		46.404	2:25.743	73.33	8.525	10:40:23.763
2 -	1:32.774	46.868	2:19.642	76.53	2.424	10:42:43.405
3 -	1:32.535	46.883	2:19.418	76.66	2.200	10:45:02.823
4 -	1:32.366	46.487	2:18.853 (3)	76.97	1.635	10:47:21.676
5 -	1:32.408	47.019	2:19.427	76.65	2.209	10:49:41.103
6 -	<b>1:31.380</b>	46.053	2:17.433 (2)	77.76	0.215	10:51:58.536
7 -	1:31.468	<b>45.750</b>	<b>2:17.218 (1)</b>	<b>77.89</b>		<b>10:54:15.754</b>

P18 70		Colin HALL		Suzuki SV650 -		
IDEAL LAP TIME : 2:17.540		BEST LAP TIME : 2:18.120		DIFFERENCE : 0.580		
LAP	SECTOR 1	SECTOR 2	LAP TIME	MPH	DIFF	TIME OF DAY
1 -		46.976	2:27.457	72.48	9.337	10:40:25.477
2 -	1:32.707	47.819	2:20.526	76.05	2.406	10:42:46.003
3 -	1:31.686	46.676	2:18.362 (3)	77.24	0.242	10:45:04.365
4 -	1:31.214	47.284	2:18.498	77.17	0.378	10:47:22.863
5 -	<b>1:31.151</b>	47.079	2:18.230 (2)	77.32	0.110	10:49:41.093
6 -	1:32.091	<b>46.389</b>	2:18.480	77.18	0.360	10:51:59.573
7 -	1:31.485	46.635	<b>2:18.120 (1)</b>	<b>77.38</b>		<b>10:54:17.693</b>

P19 627		Aaron MONK		Suzuki SV650 - flyaspitfire.co.uk		
IDEAL LAP TIME : 2:17.573		BEST LAP TIME : 2:17.798		DIFFERENCE : 0.225		
LAP	SECTOR 1	SECTOR 2	LAP TIME	MPH	DIFF	TIME OF DAY
1 -		46.688	2:27.674	72.37	9.876	10:40:25.694
2 -	1:32.618	47.922	2:20.540	76.05	2.742	10:42:46.234
3 -	1:31.628	46.936	2:18.564	77.13	0.766	10:45:04.798
4 -	1:31.771	46.527	2:18.298 (3)	77.28	0.500	10:47:23.096
5 -	<b>1:31.101</b>	47.148	2:18.249 (2)	77.31	0.451	10:49:41.345
6 -	1:31.967	46.608	2:18.575	77.12	0.777	10:51:59.920
7 -	1:31.326	<b>46.472</b>	<b>2:17.798 (1)</b>	<b>77.56</b>		<b>10:54:17.718</b>

P20 85		Ben CATT		Suzuki SV650 -		
IDEAL LAP TIME : 2:19.283		BEST LAP TIME : 2:19.489		DIFFERENCE : 0.206		
LAP	SECTOR 1	SECTOR 2	LAP TIME	MPH	DIFF	TIME OF DAY
1 -		46.926	2:29.647	71.42	10.158	10:40:27.667
2 -	1:33.522	<b>46.633</b>	2:20.155 (3)	76.25	0.666	10:42:47.822
3 -	<b>1:32.650</b>	46.839	<b>2:19.489 (1)</b>	<b>76.62</b>		<b>10:45:07.311</b>
4 -	1:32.828	46.978	2:19.806 (2)	76.44	0.317	10:47:27.117
5 -	1:33.795	48.073	2:21.868	75.33	2.379	10:49:48.985
6 -	1:34.824	47.467	2:22.291	75.11	2.802	10:52:11.276
7 -	1:33.602	47.043	2:20.645	75.99	1.156	10:54:31.921

# BMCRC - MRO Championships 2022 - Rnd 3 @ Snetterton 300

## MRO Minitwins

### RACE 4 - SECTOR ANALYSIS



SECTOR 1 = FL to I1, SECTOR 2 = I1 to FL, DIFF = Difference To Personal Best Lap, P = Crossed Finish Line in Pit Lane, D = Time Disallowed

P21 744		Gary ANDERSON		Suzuki SV650 - A&M MOT Services. Guildford		
IDEAL LAP TIME : 2:20.285		BEST LAP TIME : 2:21.157		DIFFERENCE : 0.872		
LAP	SECTOR 1	SECTOR 2	LAP TIME	MPH	DIFF	TIME OF DAY
1 -		47.278	2:31.186	70.69	10.029	10:40:29.206
2 -	1:33.719	47.660	2:21.379 (3)	75.59	0.222	10:42:50.585
3 -	1:33.957	<b>47.222</b>	2:21.179 (2)	75.70	0.022	10:45:11.764
<b>4 -</b>	<b>1:33.063</b>	48.094	<b>2:21.157 (1)</b>	<b>75.71</b>		<b>10:47:32.921</b>
5 -	1:33.288	48.827	2:22.115	75.20	0.958	10:49:55.036
6 -	1:36.202	48.320	2:24.522	73.95	3.365	10:52:19.558
7 -	1:33.963	47.851	2:21.814	75.36	0.657	10:54:41.372

P22 116		Gareth FAITH		Suzuki SV650 - Sitramoto		
IDEAL LAP TIME : 2:19.502		BEST LAP TIME : 2:19.866		DIFFERENCE : 0.364		
LAP	SECTOR 1	SECTOR 2	LAP TIME	MPH	DIFF	TIME OF DAY
1 -		47.375	2:31.619	70.49	11.753	10:40:29.639
2 -	1:34.050	47.148	2:21.198 (3)	75.69	1.332	10:42:50.837
3 -	1:34.420	<b>46.661</b>	2:21.081 (2)	75.75	1.215	10:45:11.918
<b>4 -</b>	<b>1:32.841</b>	47.025	<b>2:19.866 (1)</b>	<b>76.41</b>		<b>10:47:31.784</b>
5 -	1:34.488	48.636	2:23.124	74.67	3.258	10:49:54.908
6 -	1:36.582	48.625	2:25.207	73.60	5.341	10:52:20.115
7 -	1:33.410	48.365	2:21.775	75.38	1.909	10:54:41.890

P23 833		Talan SKEELS-PIGGINS		Suzuki SV650 - Talan Racing		
IDEAL LAP TIME : 2:20.577		BEST LAP TIME : 2:20.577		DIFFERENCE : 0.000		
LAP	SECTOR 1	SECTOR 2	LAP TIME	MPH	DIFF	TIME OF DAY
1 -		47.468	2:32.573	70.05	11.996	10:40:30.593
2 -	1:35.493	48.123	2:23.616	74.42	3.039	10:42:54.209
3 -	1:37.938	47.321	2:25.259	73.57	4.682	10:45:19.468
4 -	1:34.558	47.170	2:21.728 (2)	75.41	1.151	10:47:41.196
5 -	1:34.447	47.890	2:22.337	75.08	1.760	10:50:03.533
6 -	1:34.869	46.974	2:21.843 (3)	75.35	1.266	10:52:25.376
<b>7 -</b>	<b>1:33.810</b>	<b>46.767</b>	<b>2:20.577 (1)</b>	<b>76.03</b>		<b>10:54:45.953</b>

P24 18		Stephen LANE		Suzuki SV650 -		
IDEAL LAP TIME : 2:16.664		BEST LAP TIME : 2:16.934		DIFFERENCE : 0.270		
LAP	SECTOR 1	SECTOR 2	LAP TIME	MPH	DIFF	TIME OF DAY
1 -		46.595	2:29.684	71.40	12.750	10:40:27.704
2 -	1:32.020	47.025	2:19.045 (3)	76.86	2.111	10:42:46.749
3 -	1:31.264	46.804	2:18.068 (2)	77.41	1.134	10:45:04.817
<b>4 -</b>	<b>1:30.419</b>	<b>46.515</b>	<b>2:16.934 (1)</b>	<b>78.05</b>		<b>10:47:21.751</b>

P25 47		Tristan BOHANAN		Suzuki SV650 - Myself		
IDEAL LAP TIME : 2:22.180		BEST LAP TIME : 2:23.712		DIFFERENCE : 1.532		
LAP	SECTOR 1	SECTOR 2	LAP TIME	MPH	DIFF	TIME OF DAY
1 -		<b>47.196</b>	2:32.335	70.16	8.623	10:40:30.355
<b>2 -</b>	<b>1:34.984</b>	48.728	<b>2:23.712 (1)</b>	<b>74.37</b>		<b>10:42:54.067</b>

P26 919		Andrew BELLIS		Suzuki SV650 - Cunco Ltd		
IDEAL LAP TIME : 2:21.488		BEST LAP TIME :		DIFFERENCE :		
LAP	SECTOR 1	SECTOR 2	LAP TIME	MPH	DIFF	TIME OF DAY
1 -		<b>46.286</b>	2:23.983	74.23		10:40:22.003

# BMCRC - MRO Championships 2022 - Rnd 3 @ Snetterton 300

## MRO Minitwins

### RACE 4 - BEST SECTORS

SECTOR 1			SECTOR 2			IDEAL / BEST COMPARISON						
POS	NO	NAME	TIME	NO	NAME	TIME	POS	NO	NAME	IDEAL	BEST	DIFF
									<b>PERFECT LAP</b>	<b>2:07.223</b>		
1	97	MANN	1:25.177	97	MANN	42.046	1	97	MANN	2:07.223	2:07.223	0.000
2	184	TWYFORD	1:25.284	63	PERFITT	42.347	2	184	TWYFORD	2:07.637	2:07.981	0.344
3	19	LILLEY	1:25.285	184	TWYFORD	42.353	3	19	LILLEY	2:07.886	2:07.896	0.010
4	63	PERFITT	1:25.742	166	BAKER	42.475	4	63	PERFITT	2:08.089	2:08.402	0.313
5	6	COOPER	1:25.927	19	LILLEY	42.601	5	66	DUCRAN	2:08.850	2:09.137	0.287
6	96	HARRIS	1:26.101	66	DUCRAN	42.633	6	96	HARRIS	2:08.866	2:09.089	0.223
7	66	DUCRAN	1:26.217	96	HARRIS	42.765	7	6	COOPER	2:08.873	2:09.024	0.151
8	166	BAKER	1:26.800	6	COOPER	42.946	8	166	BAKER	2:09.275	2:09.465	0.190
9	99	ELLIS	1:28.241	258	FRIEND	43.492	9	81	MAY	2:12.493	2:12.493	0.000
10	81	MAY	1:28.573	58	KILLWORTH	43.814	10	99	ELLIS	2:12.527	2:12.646	0.119
11	58	KILLWORTH	1:28.946	81	MAY	43.920	11	258	FRIEND	2:12.582	2:12.582	0.000
12	258	FRIEND	1:29.090	99	ELLIS	44.286	12	58	KILLWORTH	2:12.760	2:12.949	0.189
13	29	KILLWORTH	1:29.934	29	KILLWORTH	44.516	13	29	KILLWORTH	2:14.450	2:14.601	0.151
14	18	LANE	1:30.149	34	JOHNSON	45.041	14	93	BOTTO	2:16.035	2:16.447	0.412
15	93	BOTTO	1:30.857	138	JARMIN	45.066	15	138	JARMIN	2:16.288	2:16.958	0.670
16	627	MONK	1:31.101	93	BOTTO	45.178	16	34	JOHNSON	2:16.544	2:16.596	0.052
17	70	HALL	1:31.151	84	BRANCO	45.750	17	18	LANE	2:16.664	2:16.934	0.270
18	138	JARMIN	1:31.222	919	BELLIS	46.286	18	84	BRANCO	2:17.130	2:17.218	0.088
19	84	BRANCO	1:31.380	70	HALL	46.389	19	70	HALL	2:17.540	2:18.120	0.580
20	34	JOHNSON	1:31.503	627	MONK	46.472	20	627	MONK	2:17.573	2:17.798	0.225
21	85	CATT	1:32.650	18	LANE	46.515	21	85	CATT	2:19.283	2:19.489	0.206
22	116	FAITH	1:32.841	85	CATT	46.633	22	116	FAITH	2:19.502	2:19.866	0.364
23	744	ANDERSON	1:33.063	116	FAITH	46.661	23	744	ANDERSON	2:20.285	2:21.157	0.872
24	833	SKEELS-PIGGINS	1:33.810	833	SKEELS-PIGGINS	46.767	24	833	SKEELS-PIGGINS	2:20.577	2:20.577	0.000
25	47	BOHANAN	1:34.984	47	BOHANAN	47.196	25	919	BELLIS	2:21.488		
26	919	BELLIS	1:35.202	744	ANDERSON	47.222	26	47	BOHANAN	2:22.180	2:23.712	1.532

# BMCRC - MRO Championships 2022 - Rnd 3 @ Snetterton 300

## MRO Minitwins

### RACE 4 - STATISTICS

<b>Competitors Started</b>	26
<b>Planned Start</b>	2022-05-08 @ 10:35:00.000
<b>Actual Start</b>	2022-05-08 @ 10:37:58.019
<b>Finish Time</b>	2022-05-08 @ 10:53:01.514
<b>Track Length</b>	2.9689mi.
<b>Total Laps</b>	168
<b>Total Distance Covered</b>	498.7771mi.

### Session Fastest Lap History

NO	NAME	LAP TIME	TIME OF DAY	LAP	VEHICLE
184	David TWYFORD	<b>2:08.238</b>	10:42:19.878	2	Suzuki SV650
184	David TWYFORD	<b>2:07.981</b>	10:44:27.859	3	Suzuki SV650
97	Alex MANN	<b>2:07.223</b>	10:53:06.335	7	Suzuki SV650

### Session Leader History

NO	NAME	FROM LAP	LAPS LED	DISTANCE	VEHICLE
184	David TWYFORD	1	7	20.78 miles	Suzuki SV650

### Flag History

TYPE	TIME OF DAY
GREEN	10:37:58.019
FINISH	10:53:01.514

### Flag Statistics

TYPE	COUNT	TOTAL LAPS	TOTAL TIME
Green	1	7	16:54.967
Red	0	0	0.000
Safety Car	0	0	0.000
FCY	0	0	0.000



# BMCRC - MRO Championships 2022 - Rnd 3 @ Snetterton 300



## MRO Minitwins

### RACE 14 - GRID (7 Laps)

ROW 9			26	833	Talan SKEELS-PIGGINS	2:20.577	25	47	Tristan BOHANAN	2:23.712				
ROW 8	24	744	Gary ANDERSON	2:21.157	23	116	Gareth FAITH	2:19.866	22	85	Ben CATT	2:19.489		
ROW 7			21	919	Andrew BELLIS		20	70	Colin HALL	2:18.120	19	627	Aaron MONK	2:17.798
ROW 6	18	84	Ricardo BRANCO	2:17.218	17	138	Craig JARMIN	2:16.958	16	18	Stephen LANE	2:16.934		
ROW 5			15	34	Andrew JOHNSON	2:16.596	14	93	Tony BOTTO	2:16.447	13	29	Hayden KILLWORTH	2:14.601
ROW 4	12	58	Stacey KILLWORTH	2:12.949	11	99	Lee ELLIS	2:12.646	10	258	Ande FRIEND	2:12.582		
ROW 3			9	81	Malvern MAY	2:12.493	8	166	Nik BAKER	2:09.465	7	66	Mitch DUCRAN	2:09.137
ROW 2	6	96	Dan HARRIS	2:09.089	5	6	Martin COOPER	2:09.024	4	63	Stephen PERFITT	2:08.402		
ROW 1			3	184	David TWYFORD	2:07.981	2	19	Kevin LILLEY	2:07.896	1	97	Alex MANN	2:07.223
													<b>Pole</b>	

Snetterton 300: 2.9689 miles

These results are provisional until the conclusion of any judicial and technical matters.

Clerk Of Course :	Stewards :	Timekeeper : Craig Smith
-------------------	------------	--------------------------

Results can be found at [www.tsl-timing.com](http://www.tsl-timing.com)

Printed - 10:56 Sunday, 08 May 2022



# BMCRC - MRO Championships 2022 - Rnd 3 @ Snetterton 300



## MRO Minitwins

### RACE 14 - CLASSIFICATION

POS	NO	NAME	ENTRY	LAPS	TIME	GAP	DIFF	MPH	BEST	ON
1	184	David TWYFORD	Suzuki SV650 - MHP	7	15:05.596			82.61	2:08.224	4
2	63	Stephen PERFITT	Suzuki SV650 - PKP Services Ltd	7	15:05.643	0.047	0.047	82.61	2:07.839	3
3	19	Kevin LILLEY	Suzuki SV650 - Trafalgar Cleaning Eqpt. / Steve Jorr	7	15:11.204	5.608	5.561	82.10	2:08.448	6
4	6	Martin COOPER	Suzuki SV650 -	7	15:11.390	5.794	0.186	82.09	2:08.372	7
5	166	Nik BAKER	Suzuki SV650 - K66, DMR customs	7	15:11.918	6.322	0.528	82.04	2:08.658	3
6	97	Alex MANN	Suzuki SV650 - Michael Jones Jewellers,Esprit Grou	7	15:15.270	9.674	3.352	81.74	2:09.172	4
7	66	Mitch DUCRAN	Suzuki SV650 - JP Haulage	7	15:15.794	10.198	0.524	81.69	2:09.240	4
8	81	Malvern MAY	Suzuki SV650 - IMP racing	7	15:38.693	33.097	22.899	79.70	2:11.517	7
9	99	Lee ELLIS	Suzuki SV650 - ATP Motorsport	7	15:43.946	38.350	5.253	79.25	2:13.289	5
10	29	Hayden KILLWORTH	Suzuki SV650 - Stacey Killworth	7	15:44.365	38.769	0.419	79.22	2:12.423	6
11	258	Ande FRIEND	Suzuki SV650 - Flying colours Motorcycle Training	7	15:44.479	38.883	0.114	79.21	2:12.310	6
12	34	Andrew JOHNSON	Suzuki SV650 - Rose & Charlie Racing	7	16:04.227	58.631	19.748	77.59	2:15.043	7
13	84	Ricardo BRANCO	Suzuki SV650 - IMP Racing	7	16:04.811	59.215	0.584	77.54	2:15.306	7
14	627	Aaron MONK	Suzuki SV650 - flyaspitfire.co.uk	7	16:05.428	59.832	0.617	77.49	2:15.332	7
15	85	Ben CATT	Suzuki SV650 -	7	16:13.097	1:07.501	7.669	76.88	2:15.637	7
16	93	Tony BOTTO	Suzuki SV650 - TB Motorcycles	7	16:13.903	1:08.307	0.806	76.82	2:16.633	6
17	138	Craig JARMIN	Suzuki SV650 - SK PreP	7	16:13.991	1:08.395	0.088	76.81	2:15.945	7
18	18	Stephen LANE	Suzuki SV650 -	7	16:43.743	1:38.147	29.752	74.53	2:20.046	4
19	116	Gareth FAITH	Suzuki SV650 - Sitramoto	7	16:48.937	1:43.341	5.194	74.15	2:21.330	4
20	70	Colin HALL	Suzuki SV650 -	7	16:55.247	1:49.651	6.310	73.69	2:19.228	7

#### NOT CLASSIFIED

DNF	58	Stacey KILLWORTH	Suzuki SV650 - Greenplant/Everns	4	9:03.235	3 Laps	3 Laps	78.69	2:13.725	4
DNF	47	Tristan BOHANAN	Suzuki SV650 - Myself	3	7:27.111	4 Laps	1 Lap	71.71	2:26.069	2
DNF	96	Dan HARRIS	Suzuki SV650 - HP Racing- Emerald Elevators	1	2:17.293	6 Laps	2 Laps	77.84		

#### NOT STARTED

NS	744	Gary ANDERSON	Suzuki SV650 - A&M MOT Services. Guildford							
----	-----	---------------	--	--	--	--	--	--	--	--

#### FASTEST LAP

	63	Stephen PERFITT	Suzuki SV650 - PKP Services Ltd	3	2:07.839			83.60 mph	134.55 kph	
--	----	-----------------	---------------------------------	---	----------	--	--	-----------	------------	--

92.5% of Race Speed = 76.41 mph

Weather / Track : Bright / Dry

These results are provisional until the conclusion of any judicial and technical matters.

Race Distance: 7 Laps / 20.78 miles

Snetterton 300: 2.9689 miles

Date: 08/05/2022 Start: 15:04 Finish: 15:19

Clerk Of Course :	Stewards :	Timekeeper : Craig Smith
-------------------	------------	--------------------------

Results can be found at [www.tsl-timing.com](http://www.tsl-timing.com)

Printed - 15:22 Sunday, 08 May 2022



# BMCRC - MRO Championships 2022 - Rnd 3 @ Snetterton 300

## MRO Minitwins

### RACE 14 - LAP CHART

#### LAP 1 @ 15:06:53.392

NO	BEHIND	LAP TIME
184		2:13.997
6	0.676	2:14.673
63	0.820	2:14.817
97	2.297	2:16.294
19	2.996	2:16.993
96	3.296	2:17.293
66	3.384	2:17.381
166	3.541	2:17.538
81	5.524	2:19.521
99	6.459	2:20.456
58	6.666	2:20.663
258	7.153	2:21.150
29	7.783	2:21.780
84	10.332	2:24.329
627	10.874	2:24.871
34	11.629	2:25.626
93	11.719	2:25.717
138	13.052	2:27.049
85	13.646	2:27.643
47	16.655	2:30.652
70	16.908	2:30.905
116	17.494	2:31.491
18	17.668	2:31.665

#### LAP 2 @ 15:09:01.688

NO	BEHIND	LAP TIME
184		2:08.296
63	0.791	2:08.267
6	3.063	2:10.683
19	4.639	2:09.939
97	4.683	2:10.682
166	4.966	2:09.721
66	5.002	2:09.914
81	11.617	2:14.389
99	12.546	2:14.383
58	13.035	2:14.665
258	13.893	2:15.036
29	14.230	2:14.743
84	19.830	2:17.794
34	20.144	2:16.811
627	20.249	2:17.671
93	21.827	2:18.403
138	22.761	2:18.005
85	23.340	2:17.990
70	32.219	2:23.607
47	34.428	2:26.069
18	34.522	2:25.150
116	34.578	2:25.380

#### LAP 3 @ 15:11:10.100

NO	BEHIND	LAP TIME
184		2:08.412
63	0.218	2:07.839
166	5.212	2:08.658
19	5.793	2:09.566
6	5.835	2:11.184
97	6.150	2:09.879
66	6.251	2:09.661
81	17.378	2:14.173
99	18.223	2:14.089
58	18.805	2:14.182
29	20.635	2:14.817

258	21.307	2:15.826
34	29.049	2:17.317
84	29.533	2:18.115
627	29.893	2:18.056
93	33.636	2:20.221
85	34.253	2:19.325
138	34.603	2:20.254
18	49.672	2:23.562
116	50.030	2:23.864
47	56.406	2:30.390
70	1:01.210	2:37.403

#### LAP 4 @ 15:13:18.250

NO	BEHIND	LAP TIME
63		2:07.932
184	0.074	2:08.224
166	5.734	2:08.672
19	6.270	2:08.627
6	6.859	2:09.174
97	7.172	2:09.172
66	7.341	2:09.240
81	22.326	2:13.098
99	23.807	2:13.734
58	24.380	2:13.725
29	26.401	2:13.916
258	27.410	2:14.253
34	37.681	2:16.782
84	38.145	2:16.762
627	38.974	2:17.231
93	43.837	2:18.351
138	44.607	2:18.154
85	44.852	2:18.749
18	1:01.568	2:20.046
116	1:03.210	2:21.330
70	1:15.964	2:22.904

#### LAP 5 @ 15:15:26.929

NO	BEHIND	LAP TIME
63		2:08.679
184	0.164	2:08.769
19	6.222	2:08.631
166	6.491	2:09.436
6	6.851	2:08.671
66	8.738	2:10.076
97	8.764	2:10.271
81	27.220	2:13.573
99	28.417	2:13.289
29	30.752	2:13.030
258	32.029	2:13.298
34	45.009	2:16.007
84	45.550	2:16.084
627	45.931	2:15.636
93	52.711	2:17.553
85	53.340	2:17.167
138	53.736	2:17.808
18	1:13.139	2:20.250
116	1:16.026	2:21.495
70	1:28.471	2:21.186

#### LAP 6 @ 15:17:35.785

NO	BEHIND	LAP TIME
63		2:08.856
184	0.241	2:08.933
19	5.814	2:08.448

166	6.588	2:08.953
6	6.628	2:08.633
97	9.155	2:09.247
66	9.228	2:09.346
81	30.786	2:12.422
99	33.220	2:13.659
29	34.319	2:12.423
258	35.483	2:12.310
34	52.794	2:16.641
84	53.115	2:16.421
627	53.706	2:16.631
93	1:00.488	2:16.633
85	1:01.070	2:16.586
138	1:01.656	2:16.776
18	1:25.300	2:21.017
116	1:29.819	2:22.649
70	1:39.629	2:20.014

#### LAP 7 @ 15:19:44.991

NO	BEHIND	LAP TIME
184		2:08.965
63	0.047	2:09.253
19	5.608	2:09.000
6	5.794	2:08.372
166	6.322	2:08.940
97	9.674	2:09.725
66	10.198	2:10.176
81	33.097	2:11.517
99	38.350	2:14.336
29	38.769	2:13.656
258	38.883	2:12.606
34	58.631	2:15.043
84	59.215	2:15.306
627	59.832	2:15.332
85	1:07.501	2:15.637
93	1:08.307	2:17.025
138	1:08.395	2:15.945
18	1:38.147	2:22.053
116	1:43.341	2:22.728
70	1:49.651	2:19.228

# BMCRC - MRO Championships 2022 - Rnd 3 @ Snetterton 300

## MRO Minitwins

### RACE 14 - SECTOR ANALYSIS



SECTOR 1 = FL to I1, SECTOR 2 = I1 to FL, DIFF = Difference To Personal Best Lap, P = Crossed Finish Line in Pit Lane, D = Time Disallowed

P1 184		David TWYFORD		Suzuki SV650 - MHP		
IDEAL LAP TIME : 2:07.590		BEST LAP TIME : 2:08.224		DIFFERENCE : 0.634		
LAP	SECTOR 1	SECTOR 2	LAP TIME	MPH	DIFF	TIME OF DAY
1 -		42.743	2:13.997	79.76	5.773	15:06:53.392
2 -	1:25.639	42.657	2:08.296 (2)	83.30	0.072	15:09:01.688
3 -	1:26.031	<b>42.381</b>	2:08.412 (3)	83.23	0.188	15:11:10.100
4 -	<b>1:25.209</b>	43.015	<b>2:08.224 (1)</b>	<b>83.35</b>		<b>15:13:18.324</b>
5 -	1:26.013	42.756	2:08.769	83.00	0.545	15:15:27.093
6 -	1:26.149	42.784	2:08.933	82.89	0.709	15:17:36.026
7 -	1:26.058	42.907	2:08.965	82.87	0.741	15:19:44.991

P2 63		Stephen PERFITT		Suzuki SV650 - PKP Services Ltd		
IDEAL LAP TIME : 2:07.261		BEST LAP TIME : 2:07.839		DIFFERENCE : 0.578		
LAP	SECTOR 1	SECTOR 2	LAP TIME	MPH	DIFF	TIME OF DAY
1 -		42.547	2:14.817	79.27	6.978	15:06:54.212
2 -	1:26.008	<b>42.259</b>	2:08.267 (3)	83.32	0.428	15:09:02.479
3 -	1:25.556	42.283	<b>2:07.839 (1)</b>	<b>83.60</b>		<b>15:11:10.318</b>
4 -	<b>1:25.002</b>	42.930	2:07.932 (2)	83.54	0.093	15:13:18.250
5 -	1:25.878	42.801	2:08.679	83.06	0.840	15:15:26.929
6 -	1:26.121	42.735	2:08.856	82.94	1.017	15:17:35.785
7 -	1:26.425	42.828	2:09.253	82.69	1.414	15:19:45.038

P3 19		Kevin LILLEY		Suzuki SV650 - Trafalgar Cleaning Eqpt. / Steve Jordan Motorcy		
IDEAL LAP TIME : 2:07.999		BEST LAP TIME : 2:08.448		DIFFERENCE : 0.449		
LAP	SECTOR 1	SECTOR 2	LAP TIME	MPH	DIFF	TIME OF DAY
1 -		43.398	2:16.993	78.01	8.545	15:06:56.388
2 -	1:26.785	43.154	2:09.939	82.25	1.491	15:09:06.327
3 -	1:26.189	43.377	2:09.566	82.49	1.118	15:11:15.893
4 -	1:25.962	42.665	2:08.627 (2)	83.09	0.179	15:13:24.520
5 -	<b>1:25.528</b>	43.103	2:08.631 (3)	83.09	0.183	15:15:33.151
6 -	1:25.977	<b>42.471</b>	<b>2:08.448 (1)</b>	<b>83.20</b>		<b>15:17:41.599</b>
7 -	1:26.129	42.871	2:09.000	82.85	0.552	15:19:50.599

P4 6		Martin COOPER		Suzuki SV650 -		
IDEAL LAP TIME : 2:08.012		BEST LAP TIME : 2:08.372		DIFFERENCE : 0.360		
LAP	SECTOR 1	SECTOR 2	LAP TIME	MPH	DIFF	TIME OF DAY
1 -		<b>42.878</b>	2:14.673	79.36	6.301	15:06:54.068
2 -	1:27.035	43.648	2:10.683	81.78	2.311	15:09:04.751
3 -	1:27.213	43.971	2:11.184	81.47	2.812	15:11:15.935
4 -	1:26.223	42.951	2:09.174	82.74	0.802	15:13:25.109
5 -	1:25.373	43.298	2:08.671 (3)	83.06	0.299	15:15:33.780
6 -	1:25.239	43.394	2:08.633 (2)	83.08	0.261	15:17:42.413
7 -	<b>1:25.134</b>	43.238	<b>2:08.372 (1)</b>	<b>83.25</b>		<b>15:19:50.785</b>

P5 166		Nik BAKER		Suzuki SV650 - K66, DMR customs		
IDEAL LAP TIME : 2:08.463		BEST LAP TIME : 2:08.658		DIFFERENCE : 0.195		
LAP	SECTOR 1	SECTOR 2	LAP TIME	MPH	DIFF	TIME OF DAY
1 -		43.580	2:17.538	77.70	8.880	15:06:56.933
2 -	1:26.405	43.316	2:09.721	82.39	1.063	15:09:06.654
3 -	<b>1:25.867</b>	42.791	<b>2:08.658 (1)</b>	<b>83.07</b>		<b>15:11:15.312</b>
4 -	1:26.076	<b>42.596</b>	2:08.672 (2)	83.06	0.014	15:13:23.984
5 -	1:26.089	43.347	2:09.436	82.57	0.778	15:15:33.420
6 -	1:25.904	43.049	2:08.953	82.88	0.295	15:17:42.373
7 -	1:26.130	42.810	2:08.940 (3)	82.89	0.282	15:19:51.313

# BMCRC - MRO Championships 2022 - Rnd 3 @ Snetterton 300

## MRO Minitwins

### RACE 14 - SECTOR ANALYSIS



SECTOR 1 = FL to I1, SECTOR 2 = I1 to FL, DIFF = Difference To Personal Best Lap, P = Crossed Finish Line in Pit Lane, D = Time Disallowed

P6 97 Alex MANN		Suzuki SV650 - Michael Jones Jewellers,Esprit Group,TT50 cars				
IDEAL LAP TIME : 2:09.035		BEST LAP TIME : 2:09.172		DIFFERENCE : 0.137		
LAP	SECTOR 1	SECTOR 2	LAP TIME	MPH	DIFF	TIME OF DAY
1 -		43.250	2:16.294	78.41	7.122	15:06:55.689
2 -	1:27.366	43.316	2:10.682	81.78	1.510	15:09:06.371
3 -	1:26.771	43.108	2:09.879	82.29	0.707	15:11:16.250
4 -	<b>1:26.286</b>	42.886	<b>2:09.172 (1)</b>	<b>82.74</b>		<b>15:13:25.422</b>
5 -	1:27.046	43.225	2:10.271	82.04	1.099	15:15:35.693
6 -	1:26.498	<b>42.749</b>	2:09.247 (2)	82.69	0.075	15:17:44.940
7 -	1:26.471	43.254	2:09.725 (3)	82.39	0.553	15:19:54.665

P7 66 Mitch DUCRAN		Suzuki SV650 - JP Haulage				
IDEAL LAP TIME : 2:09.052		BEST LAP TIME : 2:09.240		DIFFERENCE : 0.188		
LAP	SECTOR 1	SECTOR 2	LAP TIME	MPH	DIFF	TIME OF DAY
1 -		43.639	2:17.381	77.79	8.141	15:06:56.776
2 -	1:27.371	42.543	2:09.914	82.27	0.674	15:09:06.690
3 -	1:26.651	43.010	2:09.661 (3)	82.43	0.421	15:11:16.351
4 -	<b>1:26.538</b>	42.702	<b>2:09.240 (1)</b>	<b>82.69</b>		<b>15:13:25.591</b>
5 -	1:26.967	43.109	2:10.076	82.16	0.836	15:15:35.667
6 -	1:26.832	<b>42.514</b>	2:09.346 (2)	82.63	0.106	15:17:45.013
7 -	1:27.187	42.989	2:10.176	82.10	0.936	15:19:55.189

P8 81 Malvern MAY		Suzuki SV650 - IMP racing				
IDEAL LAP TIME : 2:11.517		BEST LAP TIME : 2:11.517		DIFFERENCE : 0.000		
LAP	SECTOR 1	SECTOR 2	LAP TIME	MPH	DIFF	TIME OF DAY
1 -		43.863	2:19.521	76.60	8.004	15:06:58.916
2 -	1:30.220	44.169	2:14.389	79.53	2.872	15:09:13.305
3 -	1:29.938	44.235	2:14.173	79.65	2.656	15:11:27.478
4 -	1:29.338	43.760	2:13.098 (3)	80.30	1.581	15:13:40.576
5 -	1:29.416	44.157	2:13.573	80.01	2.056	15:15:54.149
6 -	1:28.787	43.635	2:12.422 (2)	80.71	0.905	15:18:06.571
7 -	<b>1:28.099</b>	<b>43.418</b>	<b>2:11.517 (1)</b>	<b>81.26</b>		<b>15:20:18.088</b>

P9 99 Lee ELLIS		Suzuki SV650 - ATP Motorsport				
IDEAL LAP TIME : 2:13.289		BEST LAP TIME : 2:13.289		DIFFERENCE : 0.000		
LAP	SECTOR 1	SECTOR 2	LAP TIME	MPH	DIFF	TIME OF DAY
1 -		44.674	2:20.456	76.09	7.167	15:06:59.851
2 -	1:29.576	44.807	2:14.383	79.53	1.094	15:09:14.234
3 -	1:29.141	44.948	2:14.089	79.70	0.800	15:11:28.323
4 -	1:29.247	44.487	2:13.734 (3)	79.92	0.445	15:13:42.057
5 -	<b>1:28.820</b>	<b>44.469</b>	<b>2:13.289 (1)</b>	<b>80.18</b>		<b>15:15:55.346</b>
6 -	1:28.906	44.753	2:13.659 (2)	79.96	0.370	15:18:09.005
7 -	1:29.262	45.074	2:14.336	79.56	1.047	15:20:23.341

P10 29 Hayden KILLWORTH		Suzuki SV650 - Stacey Killworth				
IDEAL LAP TIME : 2:12.191		BEST LAP TIME : 2:12.423		DIFFERENCE : 0.232		
LAP	SECTOR 1	SECTOR 2	LAP TIME	MPH	DIFF	TIME OF DAY
1 -		44.010	2:21.780	75.38	9.357	15:07:01.175
2 -	1:30.535	44.208	2:14.743	79.32	2.320	15:09:15.918
3 -	1:30.582	44.235	2:14.817	79.27	2.394	15:11:30.735
4 -	1:29.487	44.429	2:13.916	79.81	1.493	15:13:44.651
5 -	1:29.238	<b>43.792</b>	2:13.030 (2)	80.34	0.607	15:15:57.681
6 -	1:28.628	43.795	<b>2:12.423 (1)</b>	<b>80.71</b>		<b>15:18:10.104</b>
7 -	<b>1:28.399</b>	45.257	2:13.656 (3)	79.96	1.233	15:20:23.760

# BMCRC - MRO Championships 2022 - Rnd 3 @ Snetterton 300

## MRO Minitwins

### RACE 14 - SECTOR ANALYSIS



SECTOR 1 = FL to I1, SECTOR 2 = I1 to FL, DIFF = Difference To Personal Best Lap, P = Crossed Finish Line in Pit Lane, D = Time Disallowed

<b>P11 258</b>		<b>Ande FRIEND</b>		Suzuki SV650 - Flying colours Motorcycle Training		
IDEAL LAP TIME : 2:12.024		BEST LAP TIME : 2:12.310		DIFFERENCE : 0.286		
LAP	SECTOR 1	SECTOR 2	LAP TIME	MPH	DIFF	TIME OF DAY
1 -		43.970	2:21.150	75.72	8.840	15:07:00.545
2 -	1:30.971	44.065	2:15.036	79.14	2.726	15:09:15.581
3 -	1:31.076	44.750	2:15.826	78.68	3.516	15:11:31.407
4 -	1:29.704	44.549	2:14.253	79.61	1.943	15:13:45.660
5 -	1:29.629	43.669	2:13.298 (3)	80.18	0.988	15:15:58.958
6 -	<b>1:28.774</b>	43.536	<b>2:12.310 (1)</b>	<b>80.78</b>		<b>15:18:11.268</b>
7 -	1:29.356	<b>43.250</b>	2:12.606 (2)	80.60	0.296	15:20:23.874

<b>P12 34</b>		<b>Andrew JOHNSON</b>		Suzuki SV650 - Rose & Charlie Racing		
IDEAL LAP TIME : 2:15.043		BEST LAP TIME : 2:15.043		DIFFERENCE : 0.000		
LAP	SECTOR 1	SECTOR 2	LAP TIME	MPH	DIFF	TIME OF DAY
1 -		45.496	2:25.626	73.39	10.583	15:07:05.021
2 -	1:31.084	45.727	2:16.811	78.12	1.768	15:09:21.832
3 -	1:31.490	45.827	2:17.317	77.83	2.274	15:11:39.149
4 -	1:31.670	45.112	2:16.782	78.13	1.739	15:13:55.931
5 -	1:30.811	45.196	2:16.007 (2)	78.58	0.964	15:16:12.938
6 -	1:31.808	44.833	2:16.641 (3)	78.22	1.598	15:18:28.579
7 -	<b>1:30.379</b>	<b>44.664</b>	<b>2:15.043 (1)</b>	<b>79.14</b>		<b>15:20:43.622</b>

<b>P13 84</b>		<b>Ricardo BRANCO</b>		Suzuki SV650 - IMP Racing		
IDEAL LAP TIME : 2:15.306		BEST LAP TIME : 2:15.306		DIFFERENCE : 0.000		
LAP	SECTOR 1	SECTOR 2	LAP TIME	MPH	DIFF	TIME OF DAY
1 -		46.262	2:24.329	74.05	9.023	15:07:03.724
2 -	1:31.571	46.223	2:17.794	77.56	2.488	15:09:21.518
3 -	1:31.915	46.200	2:18.115	77.38	2.809	15:11:39.633
4 -	1:31.161	45.601	2:16.762	78.15	1.456	15:13:56.395
5 -	1:30.381	45.703	2:16.084 (2)	78.54	0.778	15:16:12.479
6 -	1:30.974	45.447	2:16.421 (3)	78.34	1.115	15:18:28.900
7 -	<b>1:29.875</b>	<b>45.431</b>	<b>2:15.306 (1)</b>	<b>78.99</b>		<b>15:20:44.206</b>

<b>P14 627</b>		<b>Aaron MONK</b>		Suzuki SV650 - flyaspitfire.co.uk		
IDEAL LAP TIME : 2:14.881		BEST LAP TIME : 2:15.332		DIFFERENCE : 0.451		
LAP	SECTOR 1	SECTOR 2	LAP TIME	MPH	DIFF	TIME OF DAY
1 -		45.710	2:24.871	73.77	9.539	15:07:04.266
2 -	1:31.313	46.358	2:17.671	77.63	2.339	15:09:21.937
3 -	1:31.668	46.388	2:18.056	77.41	2.724	15:11:39.993
4 -	1:31.531	45.700	2:17.231	77.88	1.899	15:13:57.224
5 -	1:30.547	<b>45.089</b>	2:15.636 (2)	78.79	0.304	15:16:12.860
6 -	1:31.213	45.418	2:16.631 (3)	78.22	1.299	15:18:29.491
7 -	<b>1:29.792</b>	45.540	<b>2:15.332 (1)</b>	<b>78.97</b>		<b>15:20:44.823</b>

<b>P15 85</b>		<b>Ben CATT</b>		Suzuki SV650 -		
IDEAL LAP TIME : 2:15.637		BEST LAP TIME : 2:15.637		DIFFERENCE : 0.000		
LAP	SECTOR 1	SECTOR 2	LAP TIME	MPH	DIFF	TIME OF DAY
1 -		45.967	2:27.643	72.39	12.006	15:07:07.038
2 -	1:32.256	45.734	2:17.990	77.45	2.353	15:09:25.028
3 -	1:32.367	46.958	2:19.325	76.71	3.688	15:11:44.353
4 -	1:31.883	46.866	2:18.749	77.03	3.112	15:14:03.102
5 -	1:31.263	45.904	2:17.167 (3)	77.92	1.530	15:16:20.269
6 -	1:30.893	45.693	2:16.586 (2)	78.25	0.949	15:18:36.855
7 -	<b>1:30.857</b>	<b>44.780</b>	<b>2:15.637 (1)</b>	<b>78.79</b>		<b>15:20:52.492</b>

# BMCRC - MRO Championships 2022 - Rnd 3 @ Snetterton 300

## MRO Minitwins

### RACE 14 - SECTOR ANALYSIS



SECTOR 1 = FL to I1, SECTOR 2 = I1 to FL, DIFF = Difference To Personal Best Lap, P = Crossed Finish Line in Pit Lane, D = Time Disallowed

P16 93		Tony BOTTO		Suzuki SV650 - TB Motorcycles		
IDEAL LAP TIME :		BEST LAP TIME : 2:16.633		DIFFERENCE :		
LAP	SECTOR 1	SECTOR 2	LAP TIME	MPH	DIFF	TIME OF DAY
1 -			2:25.717	73.34	9.084	15:07:05.111
2 -			2:18.403	77.22	1.770	15:09:23.515
3 -			2:20.221	76.22	3.588	15:11:43.736
4 -			2:18.351	77.25	1.718	15:14:02.087
5 -			2:17.553 (3)	77.70	0.920	15:16:19.640
6 -			<b>2:16.633 (1)</b>	<b>78.22</b>		<b>15:18:36.273</b>
7 -			2:17.025 (2)	78.00	0.392	15:20:53.298

P17 138		Craig JARMIN		Suzuki SV650 - SK PreP		
IDEAL LAP TIME : 2:15.945		BEST LAP TIME : 2:15.945		DIFFERENCE : 0.000		
LAP	SECTOR 1	SECTOR 2	LAP TIME	MPH	DIFF	TIME OF DAY
1 -		46.047	2:27.049	72.68	11.104	15:07:06.444
2 -	1:32.013	45.992	2:18.005	77.44	2.060	15:09:24.449
3 -	1:33.120	47.134	2:20.254	76.20	4.309	15:11:44.703
4 -	1:32.441	45.713	2:18.154	77.36	2.209	15:14:02.857
5 -	1:31.788	46.020	2:17.808 (3)	77.55	1.863	15:16:20.665
6 -	1:31.813	44.963	2:16.776 (2)	78.14	0.831	15:18:37.441
7 -	<b>1:31.320</b>	<b>44.625</b>	<b>2:15.945 (1)</b>	<b>78.62</b>		<b>15:20:53.386</b>

P18 18		Stephen LANE		Suzuki SV650 -		
IDEAL LAP TIME : 2:19.784		BEST LAP TIME : 2:20.046		DIFFERENCE : 0.262		
LAP	SECTOR 1	SECTOR 2	LAP TIME	MPH	DIFF	TIME OF DAY
1 -		47.713	2:31.665	70.47	11.619	15:07:11.060
2 -	1:34.838	50.312	2:25.150	73.63	5.104	15:09:36.210
3 -	1:35.698	47.864	2:23.562	74.44	3.516	15:11:59.772
4 -	1:32.862	<b>47.184</b>	<b>2:20.046 (1)</b>	<b>76.31</b>		<b>15:14:19.818</b>
5 -	<b>1:32.600</b>	47.650	2:20.250 (2)	76.20	0.204	15:16:40.068
6 -	1:33.448	47.569	2:21.017 (3)	75.79	0.971	15:19:01.085
7 -	1:34.025	48.028	2:22.053	75.24	2.007	15:21:23.138

P19 116		Gareth FAITH		Suzuki SV650 - Sitramoto		
IDEAL LAP TIME : 2:21.115		BEST LAP TIME : 2:21.330		DIFFERENCE : 0.215		
LAP	SECTOR 1	SECTOR 2	LAP TIME	MPH	DIFF	TIME OF DAY
1 -		47.791	2:31.491	70.55	10.161	15:07:10.886
2 -	1:35.316	50.064	2:25.380	73.51	4.050	15:09:36.266
3 -	1:36.622	47.242	2:23.864	74.29	2.534	15:12:00.130
4 -	1:34.425	<b>46.905</b>	<b>2:21.330 (1)</b>	<b>75.62</b>		<b>15:14:21.460</b>
5 -	<b>1:34.210</b>	47.285	2:21.495 (2)	75.53	0.165	15:16:42.955
6 -	1:34.933	47.716	2:22.649 (3)	74.92	1.319	15:19:05.604
7 -	1:35.538	47.190	2:22.728	74.88	1.398	15:21:28.332

P20 70		Colin HALL		Suzuki SV650 -		
IDEAL LAP TIME : 2:19.145		BEST LAP TIME : 2:19.228		DIFFERENCE : 0.083		
LAP	SECTOR 1	SECTOR 2	LAP TIME	MPH	DIFF	TIME OF DAY
1 -		47.574	2:30.905	70.82	11.677	15:07:10.300
2 -	1:35.271	48.336	2:23.607	74.42	4.379	15:09:33.907
3 -	1:49.329	48.074	2:37.403	67.90	18.175	15:12:11.310
4 -	1:34.533	48.371	2:22.904	74.79	3.676	15:14:34.214
5 -	1:33.305	47.881	2:21.186 (3)	75.70	1.958	15:16:55.400
6 -	1:33.380	<b>46.634</b>	2:20.014 (2)	76.33	0.786	15:19:15.414
7 -	<b>1:32.511</b>	46.717	<b>2:19.228 (1)</b>	<b>76.76</b>		<b>15:21:34.642</b>

# BMCRC - MRO Championships 2022 - Rnd 3 @ Snetterton 300

## MRO Minitwins

### RACE 14 - SECTOR ANALYSIS



SECTOR 1 = FL to I1, SECTOR 2 = I1 to FL, DIFF = Difference To Personal Best Lap, P = Crossed Finish Line in Pit Lane, D = Time Disallowed

P21 58		Stacey KILLWORTH		Suzuki SV650 - Greenplant/Everns			
IDEAL LAP TIME : 2:13.725		BEST LAP TIME : 2:13.725		DIFFERENCE : 0.000			
LAP	SECTOR 1	SECTOR 2	LAP TIME	MPH	DIFF	TIME OF DAY	
1 -		44.765	2:20.663	75.98	6.938	15:07:00.058	
2 -	1:29.494	45.171	2:14.665 (3)	79.36	0.940	15:09:14.723	
3 -	1:29.558	44.624	2:14.182 (2)	79.65	0.457	15:11:28.905	
4 -	<b>1:29.183</b>	<b>44.542</b>	<b>2:13.725 (1)</b>	<b>79.92</b>		<b>15:13:42.630</b>	

P22 47		Tristan BOHANAN		Suzuki SV650 - Myself			
IDEAL LAP TIME : 2:23.997		BEST LAP TIME : 2:26.069		DIFFERENCE : 2.072			
LAP	SECTOR 1	SECTOR 2	LAP TIME	MPH	DIFF	TIME OF DAY	
1 -		<b>48.263</b>	2:30.652	70.94	4.583	15:07:10.047	
2 -	<b>1:35.734</b>	50.335	<b>2:26.069 (1)</b>	<b>73.17</b>		<b>15:09:36.116</b>	
3 -	1:39.179	51.211	2:30.390 (2)	71.06	4.321	15:12:06.506	

P23 96		Dan HARRIS		Suzuki SV650 - HP Racing- Emerald Elevators			
IDEAL LAP TIME : 2:26.880		BEST LAP TIME :		DIFFERENCE :			
LAP	SECTOR 1	SECTOR 2	LAP TIME	MPH	DIFF	TIME OF DAY	
1 -		<b>43.763</b>	2:17.293	77.84		15:06:56.688	



# BMCRC - MRO Championships 2022 - Rnd 3 @ Snetterton 300

## MRO Minitwins

### RACE 14 - BEST SECTORS

SECTOR 1			SECTOR 2			IDEAL / BEST COMPARISON						
POS	NO	NAME	TIME	NO	NAME	TIME	POS	NO	NAME	IDEAL	BEST	DIFF
									<b>PERFECT LAP</b>	<b>2:07.261</b>		
1	63	PERFITT	1:25.002	63	PERFITT	42.259	1	63	PERFITT	2:07.261	2:07.839	0.578
2	6	COOPER	1:25.134	184	TWYFORD	42.381	2	184	TWYFORD	2:07.590	2:08.224	0.634
3	184	TWYFORD	1:25.209	19	LILLEY	42.471	3	19	LILLEY	2:07.999	2:08.448	0.449
4	19	LILLEY	1:25.528	66	DUCRAN	42.514	4	6	COOPER	2:08.012	2:08.372	0.360
5	166	BAKER	1:25.867	166	BAKER	42.596	5	166	BAKER	2:08.463	2:08.658	0.195
6	97	MANN	1:26.286	97	MANN	42.749	6	97	MANN	2:09.035	2:09.172	0.137
7	66	DUCRAN	1:26.538	6	COOPER	42.878	7	66	DUCRAN	2:09.052	2:09.240	0.188
8	81	MAY	1:28.099	258	FRIEND	43.250	8	81	MAY	2:11.517	2:11.517	0.000
9	29	KILLWORTH	1:28.399	81	MAY	43.418	9	258	FRIEND	2:12.024	2:12.310	0.286
10	258	FRIEND	1:28.774	96	HARRIS	43.763	10	29	KILLWORTH	2:12.191	2:12.423	0.232
11	99	ELLIS	1:28.820	29	KILLWORTH	43.792	11	99	ELLIS	2:13.289	2:13.289	0.000
12	58	KILLWORTH	1:29.183	99	ELLIS	44.469	12	58	KILLWORTH	2:13.725	2:13.725	0.000
13	627	MONK	1:29.792	58	KILLWORTH	44.542	13	627	MONK	2:14.881	2:15.332	0.451
14	84	BRANCO	1:29.875	138	JARMIN	44.625	14	34	JOHNSON	2:15.043	2:15.043	0.000
15	34	JOHNSON	1:30.379	34	JOHNSON	44.664	15	84	BRANCO	2:15.306	2:15.306	0.000
16	85	CATT	1:30.857	85	CATT	44.780	16	85	CATT	2:15.637	2:15.637	0.000
17	138	JARMIN	1:31.320	627	MONK	45.089	17	138	JARMIN	2:15.945	2:15.945	0.000
18	70	HALL	1:32.511	84	BRANCO	45.431	18	70	HALL	2:19.145	2:19.228	0.083
19	18	LANE	1:32.600	70	HALL	46.634	19	18	LANE	2:19.784	2:20.046	0.262
20	116	FAITH	1:34.210	116	FAITH	46.905	20	116	FAITH	2:21.115	2:21.330	0.215
21	47	BOHANAN	1:35.734	18	LANE	47.184	21	47	BOHANAN	2:23.997	2:26.069	2.072
22	96	HARRIS	1:43.117	47	BOHANAN	48.263	22	96	HARRIS	2:26.880		
23							23	93	BOTTO		2:16.633	

# BMCRC - MRO Championships 2022 - Rnd 3 @ Snetterton 300

## MRO Minitwins

### RACE 14 - STATISTICS

<b>Competitors Started</b>	23
<b>Planned Start</b>	2022-05-08 @ 15:15:00.000
<b>Actual Start</b>	2022-05-08 @ 15:04:39.394
<b>Finish Time</b>	2022-05-08 @ 15:19:44.990
<b>Track Length</b>	2.9689mi.
<b>Total Laps</b>	148
<b>Total Distance Covered</b>	439.3989mi.

#### Session Fastest Lap History

NO	NAME	LAP TIME	TIME OF DAY	LAP	VEHICLE
184	David TWYFORD	<b>2:08.296</b>	15:09:01.697	2	Suzuki SV650
63	Stephen PERFITT	<b>2:08.267</b>	15:09:02.491	2	Suzuki SV650
63	Stephen PERFITT	<b>2:07.839</b>	15:11:10.330	3	Suzuki SV650

#### Session Leader History

NO	NAME	FROM LAP	LAPS LED	DISTANCE	VEHICLE
184	David TWYFORD	1	3	8.90 miles	Suzuki SV650
63	Stephen PERFITT	4	3	8.90 miles	Suzuki SV650
184	David TWYFORD	7	1	2.96 miles	Suzuki SV650

#### Flag History

TYPE	TIME OF DAY
GREEN	15:04:39.394
FINISH	15:19:44.990

#### Flag Statistics

TYPE	COUNT	TOTAL LAPS	TOTAL TIME
Green	1	7	16:59.449
Red	0	0	0.000
Safety Car	0	0	0.000
FCY	0	0	0.000

# Kawasaki

*Team  
Green*  
**JUNIOR CUP**

## ACU TEAM GREEN JUNIOR CUP & SENIOR 300



BMCRC-MRO Championships - Round 3

Snetterton 300

7<sup>th</sup> / 8<sup>th</sup> May 2022



Timing & Results Provided by Timing Solutions Ltd

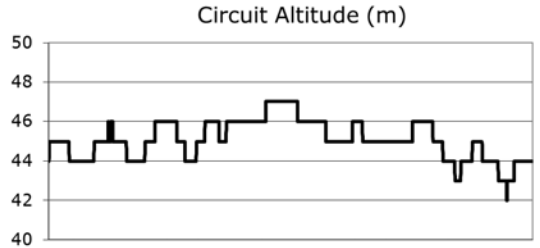
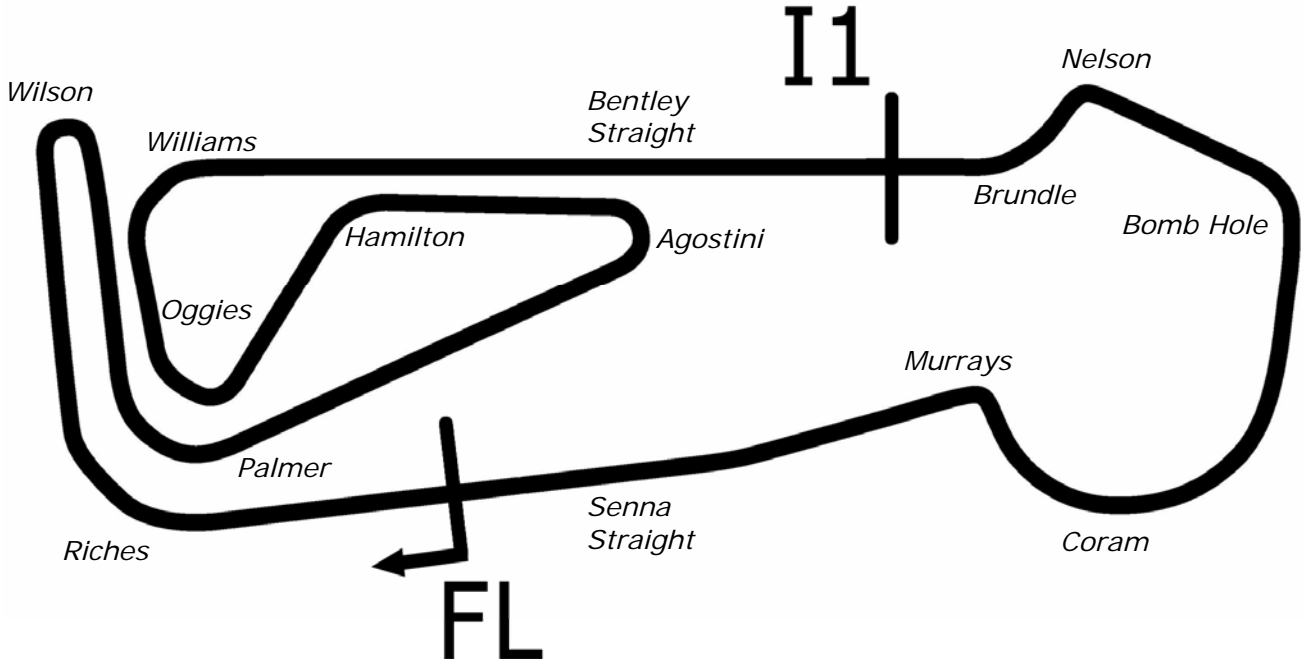
[www.tsl-timing.com](http://www.tsl-timing.com)

# Snetterton 300



SPORTS TIMING

TIMING SOLUTIONS LTD



Length	2.9689 miles	4778.0 m	
FL		52.46340 N	0.94476 E
I1	3198m	52.46617 N	0.94964 E
Pit Entry	4572m	52.46364 N	0.94774 E
Pit Exit	40m after FL	52.46338 N	0.94420 E
Pit Entry-Pit Exit 246m, 17.7s @50kph, 14.7s @60kph			

# BMCRC - MRO Championships 2022 - Rnd 3 @ Snetterton 300



## ACU Team Green Junior Cup & Senior 300

### QUALIFYING - CLASSIFICATION

# Kawasaki

POS	NO	CL	PIC NAME	ENTRY	TIME	ON	LAPS	GAP	DIFF	MPH
1	777	J	1 Maximus HARDY	Kawasaki NINJA 400 - DAD	2:19.362	3	5			76.69
2	8	S	1 Phil ATKINSON	Kawasaki NINJA 400 - ROSE MOT/Q Oil Treatments	2:20.804	4	5	1.442	1.442	75.90
3	91	J	2 Sam HIRST	Kawasaki NINJA - Valley Racing	2:21.625	4	5	2.263	0.821	75.46
4	60	J	3 Lennon DOCHERTY	Kawasaki NINJA 400 - Doc Fit Training	2:21.773	5	5	2.411	0.148	75.38
5	125	J	4 Ben JOLLIFFE	Kawasaki NINJA 300 -	2:22.078	4	5	2.716	0.305	75.22
6	35	J	5 Zack WESTON	Kawasaki NINJA 400 - NW Racing	2:22.263	5	5	2.901	0.185	75.12
7	34	J	6 Oliver ARBON	Kawasaki NINJA 400 - tt plumbing and heating	2:22.885	4	5	3.523	0.622	74.80
8	77	J	7 Joe WHITE	Kawasaki NINJA 400 - Just In Graphics /MZ CONTRAC	2:23.233	5	5	3.871	0.348	74.62
9	118	J	8 Max HALL	Kawasaki NINJA 300 - Racecraft rider development	2:23.652	3	5	4.290	0.419	74.40
10	97	J	9 Ben PLATT	Kawasaki NINJA 400 - adss ltd	2:23.702	4	5	4.340	0.050	74.37
11	20	J	10 Jack MUIR	Kawasaki NINJA 400 -	2:24.662	5	5	5.300	0.960	73.88
12	19	J	11 James O'MARA	Kawasaki NINJA 400 - BRP Machining Ltd	2:24.742	3	5	5.380	0.080	73.84
13	95	J	12 Greg MARSHALL	Kawasaki NINJA 300 - Mum & Dad; HEL Performance	2:25.922	4	5	6.560	1.180	73.24
14	31	J	12 Robbie PARK	Kawasaki NINJA - Friends & Family	2:25.971	3	5	6.609	0.049	73.22
15	311	J	14 Nathan-Ellis WARD	Kawasaki NINJA 300 - Zipped up racing	2:26.666	5	5	7.304	0.695	72.87
16	10	S	2 Mike BRUNSDON	Kawasaki NINJA 400 - CF Fairford	2:27.044	4	5	7.682	0.378	72.68
17	66	S	3 Mark SMITH	Kawasaki NINJA 300 - MHP EXHAUST'S	2:27.074	4	5	7.712	0.030	72.67
18	27	J	15 Felix DORLING	Kawasaki NINJA 400 - Kernow Controls	2:27.299	5	5	7.937	0.225	72.56
19	62	S	4 Nicholas BETTRIDGE	Kawasaki NINJA - Weald builders	2:27.392	4	5	8.030	0.093	72.51
20	32	S	5 Conor MURRAY	Kawasaki NINJA 300 -	2:27.473	4	5	8.111	0.081	72.47
21	155	J	16 Brandon BAKER	Kawasaki NINJA 300 - K-66, ION.	2:29.077	5	5	9.715	1.604	71.69
22	70	S	6 Justin WHITE	Kawasaki NINJA 400 - Just In Graphics	2:29.697	5	5	10.335	0.620	71.39
23	0	S	7 Elizabeth CLEAVER	Kawasaki NINJA 400 -	2:29.911	5	5	10.549	0.214	71.29
24	50	J	17 Jay YELDHAM	Kawasaki NINJA 400 - WKD Installations	2:29.998	5	5	10.636	0.087	71.25
25	44	J	18 Sam GREEN	Kawasaki NINJA 300 -	2:30.089	5	5	10.727	0.091	71.21
26	67	J	19 Iwan JONES	Kawasaki NINJA 300 - Danosh Services Ltd	2:31.338	4	5	11.976	1.249	70.62
27	400	S	8 Stuart THURTL	Kawasaki NINJA 400 - TeamTortoise Racing	2:31.347	4	5	11.985	0.009	70.61
28	56	S	9 Jack WOLFF	Kawasaki NINJA 300 -	2:31.573	5	5	12.211	0.226	70.51
29	18	J	20 George HIGGINS	Kawasaki NINJA 400 - Aztec Racing	2:33.039	5	5	13.677	1.466	69.83
30	173	S	10 Jason HEANAN	Kawasaki NINJA 300 -	2:33.175	5	5	13.813	0.136	69.77
31	73	S	10 Jemma HANNAFORD	Kawasaki NINJA 300 -	2:34.972	5	5	15.610	1.797	68.96
32	4	S	12 Nigel FRANKLIN	Kawasaki NINJA - Jane Franklin	2:36.967	5	5	17.605	1.995	68.09
33	48	S	13 Kevin SABBARTON	Kawasaki NINJA 300 -	2:37.609	3	3	18.247	0.642	67.81
34	41	S	14 Stephen ROBNEY	Kawasaki NINJA 250 - A&L Composites	2:38.087	3	4	18.725	0.478	67.60
35	58	S	15 Chris ROSE	Kawasaki NINJA 300 - Rose mot Centre	2:39.916	2	2	20.554	1.829	66.83
36	54	S	16 Ben SCOTT	Kawasaki NINJA 250 - GI Landscapes VampTech	2:42.193	2	3	22.831	2.277	65.89
37	23	S	17 Saskya BUSH	Kawasaki NINJA 300 -	2:55.490	4	4	36.128	13.297	60.90
38	33	J	21 Patrick KLINGE	Kawasaki NINJA 300 -	2:57.438	4	4	38.076	1.948	60.23
39	131	J	22 Dylan MELLOR	Kawasaki NINJA 300 - BDS Motorcycles			0			

Weather / Track : Cloudy / Dry

These results are provisional until the conclusion of any judicial and technical matters.

Snetterton 300: 2.9689 miles

Date: 07/05/2022 Start: 11:09 Finish: 11:21

Clerk Of Course :	Stewards :	Timekeeper : Craig Smith
-------------------	------------	--------------------------

Results can be found at [www.tsl-timing.com](http://www.tsl-timing.com)

Printed - 11:24 Saturday, 07 May 2022



# BMCRC - MRO Championships 2022 - Rnd 3 @ Snetterton 300

## ACU Team Green Junior Cup & Senior 300

### QUALIFYING - SECTOR ANALYSIS



SECTOR 1 = FL to I1, SECTOR 2 = I1 to FL, DIFF = Difference To Personal Best Lap, P = Crossed Finish Line in Pit Lane, D = Time Disallowed

P1 777 J		Maximus HARDY		Kawasaki NINJA 400 - DAD		
IDEAL LAP TIME : 2:18.957		BEST LAP TIME : 2:19.362		DIFFERENCE : 0.405		
LAP	SECTOR 1	SECTOR 2	LAP TIME	MPH	DIFF	TIME OF DAY
1 -	1:37.963	47.419	2:25.382	73.51	6.020	11:14:03.246
2 -	1:34.421	46.142	2:20.563	76.03	1.201	11:16:23.809
3 -	1:33.854	<b>45.508</b>	<b>2:19.362 (1)</b>	<b>76.69</b>		<b>11:18:43.171</b>
4 -	<b>1:33.449</b>	45.970	2:19.419 (2)	76.66	0.057	11:21:02.590
5 -	1:34.075	45.693	2:19.768 (3)	76.47	0.406	11:23:22.358

P2 8 S		Phil ATKINSON		Kawasaki NINJA 400 - ROSE MOT/Q Oil Treatments		
IDEAL LAP TIME : 2:20.804		BEST LAP TIME : 2:20.804		DIFFERENCE : 0.000		
LAP	SECTOR 1	SECTOR 2	LAP TIME	MPH	DIFF	TIME OF DAY
1 -	1:41.310	50.330	2:31.640	70.48	10.836	11:12:53.771
2 -	1:35.642	48.404	2:24.046	74.19	3.242	11:15:17.817
3 -	1:34.489	47.221	2:21.710 (3)	75.42	0.906	11:17:39.527
4 -	<b>1:34.224</b>	<b>46.580</b>	<b>2:20.804 (1)</b>	<b>75.90</b>		<b>11:20:00.331</b>
5 -	1:34.897	46.761	2:21.658 (2)	75.44	0.854	11:22:21.989

P3 91 J		Sam HIRST		Kawasaki NINJA - Valley Racing		
IDEAL LAP TIME : 2:20.745		BEST LAP TIME : 2:21.625		DIFFERENCE : 0.880		
LAP	SECTOR 1	SECTOR 2	LAP TIME	MPH	DIFF	TIME OF DAY
1 -	1:41.636	52.487	2:34.123	69.34	12.498	11:13:17.122
2 -	1:36.938	49.155	2:26.093	73.15	4.468	11:15:43.215
3 -	1:36.005	<b>46.291</b>	2:22.296 (3)	75.11	0.671	11:18:05.511
4 -	<b>1:34.454</b>	47.171	<b>2:21.625 (1)</b>	<b>75.46</b>		<b>11:20:27.136</b>
5 -	1:35.667	46.488	2:22.155 (2)	75.18	0.530	11:22:49.291

P4 60 J		Lennon DOCHERTY		Kawasaki NINJA 400 - Doc Fit Training		
IDEAL LAP TIME : 2:21.773		BEST LAP TIME : 2:21.773		DIFFERENCE : 0.000		
LAP	SECTOR 1	SECTOR 2	LAP TIME	MPH	DIFF	TIME OF DAY
1 -	1:49.998	58.900	2:48.898 (3)	63.28	27.125	11:13:16.286
2 -	1:40.063	IN PIT	2:47.488 P	63.81	25.715	11:16:03.774
3 -	OUTLAP	49.148	2:28.141	72.14	6.368	11:18:31.915
4 -	1:35.183	47.561	2:22.744 (2)	74.87	0.971	11:20:54.659
5 -	<b>1:34.443</b>	<b>47.330</b>	<b>2:21.773 (1)</b>	<b>75.38</b>		<b>11:23:16.432</b>

P5 125 J		Ben JOLLIFFE		Kawasaki NINJA 300 -		
IDEAL LAP TIME : 2:22.078		BEST LAP TIME : 2:22.078		DIFFERENCE : 0.000		
LAP	SECTOR 1	SECTOR 2	LAP TIME	MPH	DIFF	TIME OF DAY
1 -	1:47.899	52.601	2:40.500	66.59	18.422	11:12:43.360
2 -	1:38.349	49.486	2:27.835	72.29	5.757	11:15:11.195
3 -	1:35.721	48.318	2:24.039 (3)	74.20	1.961	11:17:35.234
4 -	<b>1:34.264</b>	<b>47.814</b>	<b>2:22.078 (1)</b>	<b>75.22</b>		<b>11:19:57.312</b>
5 -	1:34.467	48.387	2:22.854 (2)	74.81	0.776	11:22:20.166

P6 35 J		Zack WESTON		Kawasaki NINJA 400 - NW Racing		
IDEAL LAP TIME : 2:21.894		BEST LAP TIME : 2:22.263		DIFFERENCE : 0.369		
LAP	SECTOR 1	SECTOR 2	LAP TIME	MPH	DIFF	TIME OF DAY
1 -	1:41.143	48.825	2:29.968	71.26	7.705	11:12:32.895
2 -	1:36.227	48.857	2:25.084	73.66	2.821	11:14:57.979
3 -	1:35.665	48.380	2:24.045 (3)	74.19	1.782	11:17:22.024
4 -	1:35.129	<b>47.773</b>	2:22.902 (2)	74.79	0.639	11:19:44.926
5 -	<b>1:34.121</b>	48.142	<b>2:22.263 (1)</b>	<b>75.12</b>		<b>11:22:07.189</b>

# BMCRC - MRO Championships 2022 - Rnd 3 @ Snetterton 300

## ACU Team Green Junior Cup & Senior 300

### QUALIFYING - SECTOR ANALYSIS



SECTOR 1 = FL to I1, SECTOR 2 = I1 to FL, DIFF = Difference To Personal Best Lap, P = Crossed Finish Line in Pit Lane, D = Time Disallowed

P7 34 J		Oliver ARBON		Kawasaki NINJA 400 - tt plumbing and heating			
IDEAL LAP TIME : 2:22.885		BEST LAP TIME : 2:22.885		DIFFERENCE : 0.000			
LAP	SECTOR 1	SECTOR 2	LAP TIME	MPH	DIFF	TIME OF DAY	
1 -	1:42.478	49.778	2:32.256	70.19	9.371	11:12:30.633	
2 -	1:38.077	48.571	2:26.648	72.88	3.763	11:14:57.281	
3 -	1:36.974	47.631	2:24.605 (3)	73.91	1.720	11:17:21.886	
4 -	<b>1:35.438</b>	<b>47.447</b>	<b>2:22.885 (1)</b>	<b>74.80</b>		<b>11:19:44.771</b>	
5 -	1:35.683	47.741	2:23.424 (2)	74.52	0.539	11:22:08.195	

P8 77 J		Joe WHITE		Kawasaki NINJA 400 - Just In Graphics /MZ CONTRACTS/ Silve			
IDEAL LAP TIME : 2:23.095		BEST LAP TIME : 2:23.233		DIFFERENCE : 0.138			
LAP	SECTOR 1	SECTOR 2	LAP TIME	MPH	DIFF	TIME OF DAY	
1 -	1:46.740	52.344	2:39.084	67.18	15.851	11:12:40.233	
2 -	1:40.173	50.583	2:30.756	70.89	7.523	11:15:10.989	
3 -	1:37.818	48.687	2:26.505 (3)	72.95	3.272	11:17:37.494	
4 -	1:36.482	<b>47.390</b>	2:23.872 (2)	74.28	0.639	11:20:01.366	
5 -	<b>1:35.705</b>	47.528	<b>2:23.233 (1)</b>	<b>74.62</b>		<b>11:22:24.599</b>	

P9 118 J		Max HALL		Kawasaki NINJA 300 - Racecraft rider development			
IDEAL LAP TIME : 2:23.652		BEST LAP TIME : 2:23.652		DIFFERENCE : 0.000			
LAP	SECTOR 1	SECTOR 2	LAP TIME	MPH	DIFF	TIME OF DAY	
1 -	1:46.332	52.897	2:39.229	67.12	15.577	11:12:40.725	
2 -	1:36.900	48.592	2:25.492	73.46	1.840	11:15:06.217	
3 -	<b>1:36.552</b>	<b>47.100</b>	<b>2:23.652 (1)</b>	<b>74.40</b>		<b>11:17:29.869</b>	
4 -	1:36.588	47.714	2:24.302 (2)	74.06	0.650	11:19:54.171	
5 -	1:36.843	48.202	2:25.045 (3)	73.68	1.393	11:22:19.216	

P10 97 J		Ben PLATT		Kawasaki NINJA 400 - adss ltd			
IDEAL LAP TIME : 2:23.572		BEST LAP TIME : 2:23.702		DIFFERENCE : 0.130			
LAP	SECTOR 1	SECTOR 2	LAP TIME	MPH	DIFF	TIME OF DAY	
1 -	1:44.319	49.957	2:34.276	69.27	10.574	11:12:35.925	
2 -	1:38.595	48.864	2:27.459	72.48	3.757	11:15:03.384	
3 -	1:39.559	47.834	2:27.393 (3)	72.51	3.691	11:17:30.777	
4 -	1:36.534	<b>47.168</b>	<b>2:23.702 (1)</b>	<b>74.37</b>		<b>11:19:54.479</b>	
5 -	<b>1:36.404</b>	47.307	2:23.711 (2)	74.37	0.009	11:22:18.190	

P11 20 J		Jack MUIR		Kawasaki NINJA 400 -			
IDEAL LAP TIME : 2:24.214		BEST LAP TIME : 2:24.662		DIFFERENCE : 0.448			
LAP	SECTOR 1	SECTOR 2	LAP TIME	MPH	DIFF	TIME OF DAY	
1 -	1:46.630	52.152	2:38.782	67.31	14.120	11:12:46.374	
2 -	1:38.895	48.996	2:27.891	72.26	3.229	11:15:14.265	
3 -	1:38.140	47.534	2:25.674 (3)	73.36	1.012	11:17:39.939	
4 -	<b>1:36.765</b>	48.126	2:24.891 (2)	73.76	0.229	11:20:04.830	
5 -	1:37.213	<b>47.449</b>	<b>2:24.662 (1)</b>	<b>73.88</b>		<b>11:22:29.492</b>	

P12 19 J		James O'MARA		Kawasaki NINJA 400 - BRP Machining Ltd			
IDEAL LAP TIME : 2:24.742		BEST LAP TIME : 2:24.742		DIFFERENCE : 0.000			
LAP	SECTOR 1	SECTOR 2	LAP TIME	MPH	DIFF	TIME OF DAY	
1 -	1:43.389	55.517	2:38.906	67.26	14.164	11:13:02.593	
2 -	1:38.010	49.848	2:27.858 (3)	72.28	3.116	11:15:30.451	
3 -	<b>1:36.399</b>	<b>48.343</b>	<b>2:24.742 (1)</b>	<b>73.84</b>		<b>11:17:55.193</b>	
4 -	1:37.253	48.402	2:25.655 (2)	73.37	0.913	11:20:20.848	
5 -	1:37.456	50.742	2:28.198	72.12	3.456	11:22:49.046	

# BMCRC - MRO Championships 2022 - Rnd 3 @ Snetterton 300

## ACU Team Green Junior Cup & Senior 300

### QUALIFYING - SECTOR ANALYSIS



SECTOR 1 = FL to I1, SECTOR 2 = I1 to FL, DIFF = Difference To Personal Best Lap, P = Crossed Finish Line in Pit Lane, D = Time Disallowed

P13 95 J		Greg MARSHALL		Kawasaki NINJA 300 - Mum & Dad; HEL Performance		
IDEAL LAP TIME : 2:25.608		BEST LAP TIME : 2:25.922		DIFFERENCE : 0.314		
LAP	SECTOR 1	SECTOR 2	LAP TIME	MPH	DIFF	TIME OF DAY
1 -	1:50.752	55.968	2:46.720	64.10	20.798	11:12:50.458
2 -	1:40.192	51.088	2:31.280	70.65	5.358	11:15:21.738
3 -	1:39.366	<b>48.925</b>	2:28.291 (3)	72.07	2.369	11:17:50.029
4 -	<b>1:36.683</b>	49.239	<b>2:25.922 (1)</b>	<b>73.24</b>		<b>11:20:15.951</b>
5 -	1:37.015	50.178	2:27.193 (2)	72.61	1.271	11:22:43.144

P14 31 J		Robbie PARK		Kawasaki NINJA - Friends & Family		
IDEAL LAP TIME : 2:25.971		BEST LAP TIME : 2:25.971		DIFFERENCE : 0.000		
LAP	SECTOR 1	SECTOR 2	LAP TIME	MPH	DIFF	TIME OF DAY
1 -	1:40.588	50.358	2:30.946	70.80	4.975	11:12:55.980
2 -	1:37.540	49.400	2:26.940 (3)	72.73	0.969	11:15:22.920
3 -	<b>1:37.494</b>	<b>48.477</b>	<b>2:25.971 (1)</b>	<b>73.22</b>		<b>11:17:48.891</b>
4 -	1:37.650	49.073	2:26.723 (2)	72.84	0.752	11:20:15.614
5 -	1:42.201	49.184	2:31.385	70.60	5.414	11:22:46.999

P15 311 J		Nathan-Ellis WARD		Kawasaki NINJA 300 - Zipped up racing		
IDEAL LAP TIME : 2:26.313		BEST LAP TIME : 2:26.666		DIFFERENCE : 0.353		
LAP	SECTOR 1	SECTOR 2	LAP TIME	MPH	DIFF	TIME OF DAY
1 -	1:49.818	54.947	2:44.765	64.86	18.099	11:12:49.582
2 -	1:41.880	50.758	2:32.638	70.02	5.972	11:15:22.220
3 -	1:39.779	51.128	2:30.907 (3)	70.82	4.241	11:17:53.127
4 -	1:38.965	<b>48.935</b>	2:27.900 (2)	72.26	1.234	11:20:21.027
5 -	<b>1:37.378</b>	49.288	<b>2:26.666 (1)</b>	<b>72.87</b>		<b>11:22:47.693</b>

P16 10 S		Mike BRUNSDON		Kawasaki NINJA 400 - CF Fairford		
IDEAL LAP TIME : 2:27.044		BEST LAP TIME : 2:27.044		DIFFERENCE : 0.000		
LAP	SECTOR 1	SECTOR 2	LAP TIME	MPH	DIFF	TIME OF DAY
1 -	1:45.743	50.968	2:36.711	68.20	9.667	11:12:35.366
2 -	1:40.136	49.379	2:29.515	71.48	2.471	11:15:04.881
3 -	1:39.304	48.707	2:28.011 (2)	72.21	0.967	11:17:32.892
4 -	<b>1:38.454</b>	<b>48.590</b>	<b>2:27.044 (1)</b>	<b>72.68</b>		<b>11:19:59.936</b>
5 -	1:39.532	49.433	2:28.965 (3)	71.74	1.921	11:22:28.901

P17 66 S		Mark SMITH		Kawasaki NINJA 300 - MHP EXHAUST'S		
IDEAL LAP TIME : 2:26.924		BEST LAP TIME : 2:27.074		DIFFERENCE : 0.150		
LAP	SECTOR 1	SECTOR 2	LAP TIME	MPH	DIFF	TIME OF DAY
1 -	1:51.074	53.746	2:44.820	64.84	17.746	11:12:47.638
2 -	1:41.005	50.366	2:31.371	70.60	4.297	11:15:19.009
3 -	1:39.942	<b>49.508</b>	2:29.450 (3)	71.51	2.376	11:17:48.459
4 -	<b>1:37.416</b>	49.658	<b>2:27.074 (1)</b>	<b>72.67</b>		<b>11:20:15.533</b>
5 -	1:38.453	49.790	2:28.243 (2)	72.09	1.169	11:22:43.776

P18 27 J		Felix DORLING		Kawasaki NINJA 400 - Kernow Controls		
IDEAL LAP TIME : 2:27.299		BEST LAP TIME : 2:27.299		DIFFERENCE : 0.000		
LAP	SECTOR 1	SECTOR 2	LAP TIME	MPH	DIFF	TIME OF DAY
1 -	1:50.520	55.859	2:46.379	64.23	19.080	11:12:51.230
2 -	1:41.568	52.024	2:33.592	69.58	6.293	11:15:24.822
3 -	1:37.624	52.664	2:30.288 (2)	71.11	2.989	11:17:55.110
4 -	1:39.216	51.477	2:30.693 (3)	70.92	3.394	11:20:25.803
5 -	<b>1:37.577</b>	<b>49.722</b>	<b>2:27.299 (1)</b>	<b>72.56</b>		<b>11:22:53.102</b>



# BMCRC - MRO Championships 2022 - Rnd 3 @ Snetterton 300

## ACU Team Green Junior Cup & Senior 300

### QUALIFYING - SECTOR ANALYSIS



SECTOR 1 = FL to I1, SECTOR 2 = I1 to FL, DIFF = Difference To Personal Best Lap, P = Crossed Finish Line in Pit Lane, D = Time Disallowed

P19 62 S		Nicholas BETTRIDGE		Kawasaki NINJA - Weald builders		
IDEAL LAP TIME : 2:27.111		BEST LAP TIME : 2:27.392		DIFFERENCE : 0.281		
LAP	SECTOR 1	SECTOR 2	LAP TIME	MPH	DIFF	TIME OF DAY
1 -	1:47.909	53.646	2:41.555	66.15	14.163	11:12:43.735
2 -	1:41.872	52.343	2:34.215	69.30	6.823	11:15:17.950
3 -	1:39.532	49.856	2:29.388 (3)	71.54	1.996	11:17:47.338
4 -	1:38.100	<b>49.292</b>	<b>2:27.392 (1)</b>	<b>72.51</b>		<b>11:20:14.730</b>
5 -	<b>1:37.819</b>	50.576	2:28.395 (2)	72.02	1.003	11:22:43.125

P20 32 S		Conor MURRAY		Kawasaki NINJA 300 -		
IDEAL LAP TIME : 2:27.473		BEST LAP TIME : 2:27.473		DIFFERENCE : 0.000		
LAP	SECTOR 1	SECTOR 2	LAP TIME	MPH	DIFF	TIME OF DAY
1 -	1:50.431	56.625	2:47.056	63.97	19.583	11:12:55.728
2 -	1:43.185	51.576	2:34.761	69.06	7.288	11:15:30.489
3 -	1:40.027	49.877	2:29.904 (3)	71.29	2.431	11:18:00.393
4 -	<b>1:38.024</b>	<b>49.449</b>	<b>2:27.473 (1)</b>	<b>72.47</b>		<b>11:20:27.866</b>
5 -	1:39.567	49.791	2:29.358 (2)	71.56	1.885	11:22:57.224

P21 155 J		Brandon BAKER		Kawasaki NINJA 300 - K-66, ION.		
IDEAL LAP TIME : 2:28.585		BEST LAP TIME : 2:29.077		DIFFERENCE : 0.492		
LAP	SECTOR 1	SECTOR 2	LAP TIME	MPH	DIFF	TIME OF DAY
1 -	1:53.866	57.065	2:50.931	62.52	21.854	11:12:55.091
2 -	1:42.330	53.872	2:36.202	68.42	7.125	11:15:31.293
3 -	1:41.605	51.840	2:33.445 (3)	69.65	4.368	11:18:04.738
4 -	1:39.535	<b>49.625</b>	2:29.160 (2)	71.65	0.083	11:20:33.898
5 -	<b>1:38.960</b>	50.117	<b>2:29.077 (1)</b>	<b>71.69</b>		<b>11:23:02.975</b>

P22 70 S		Justin WHITE		Kawasaki NINJA 400 - Just In Graphics		
IDEAL LAP TIME : 2:29.328		BEST LAP TIME : 2:29.697		DIFFERENCE : 0.369		
LAP	SECTOR 1	SECTOR 2	LAP TIME	MPH	DIFF	TIME OF DAY
1 -	1:48.517	53.572	2:42.089	65.93	12.392	11:12:44.586
2 -	1:40.677	50.769	2:31.446	70.57	1.749	11:15:16.032
3 -	1:40.153	<b>49.709</b>	2:29.862 (2)	71.31	0.165	11:17:45.894
4 -	1:39.972	50.168	2:30.140 (3)	71.18	0.443	11:20:16.034
5 -	<b>1:39.619</b>	50.078	<b>2:29.697 (1)</b>	<b>71.39</b>		<b>11:22:45.731</b>

P23 0 S		Elizabeth CLEAVER		Kawasaki NINJA 400 -		
IDEAL LAP TIME : 2:29.822		BEST LAP TIME : 2:29.911		DIFFERENCE : 0.089		
LAP	SECTOR 1	SECTOR 2	LAP TIME	MPH	DIFF	TIME OF DAY
1 -	1:52.393	56.164	2:48.557	63.40	18.646	11:12:54.109
2 -	1:42.805	52.843	2:35.648	68.66	5.737	11:15:29.757
3 -	1:41.943	50.601	2:32.544 (3)	70.06	2.633	11:18:02.301
4 -	1:40.314	<b>50.012</b>	2:30.326 (2)	71.09	0.415	11:20:32.627
5 -	<b>1:39.810</b>	50.101	<b>2:29.911 (1)</b>	<b>71.29</b>		<b>11:23:02.538</b>

P24 50 J		Jay YELDHAM		Kawasaki NINJA 400 - WKD Installations		
IDEAL LAP TIME : 2:29.998		BEST LAP TIME : 2:29.998		DIFFERENCE : 0.000		
LAP	SECTOR 1	SECTOR 2	LAP TIME	MPH	DIFF	TIME OF DAY
1 -	1:52.021	55.688	2:47.709	63.72	17.711	11:12:53.350
2 -	1:43.800	53.597	2:37.397	67.90	7.399	11:15:30.747
3 -	1:41.868	51.634	2:33.502 (3)	69.62	3.504	11:18:04.249
4 -	1:41.502	51.234	2:32.736 (2)	69.97	2.738	11:20:36.985
5 -	<b>1:39.378</b>	<b>50.620</b>	<b>2:29.998 (1)</b>	<b>71.25</b>		<b>11:23:06.983</b>

# BMCRC - MRO Championships 2022 - Rnd 3 @ Snetterton 300

## ACU Team Green Junior Cup & Senior 300

### QUALIFYING - SECTOR ANALYSIS



SECTOR 1 = FL to I1, SECTOR 2 = I1 to FL, DIFF = Difference To Personal Best Lap, P = Crossed Finish Line in Pit Lane, D = Time Disallowed

P25 44 J		Sam GREEN		Kawasaki NINJA 300 -			
IDEAL LAP TIME : 2:29.791		BEST LAP TIME : 2:30.089		DIFFERENCE : 0.298			
LAP	SECTOR 1	SECTOR 2	LAP TIME	MPH	DIFF	TIME OF DAY	
1 -	1:50.609	55.547	2:46.156	64.32	16.067	11:12:50.712	
2 -	1:40.844	51.466	2:32.310	70.17	2.221	11:15:23.022	
3 -	1:39.106	52.515	2:31.621 (3)	70.49	1.532	11:17:54.643	
4 -	1:39.371	<b>51.099</b>	2:30.470 (2)	71.03	0.381	11:20:25.113	
5 -	<b>1:38.692</b>	51.397	<b>2:30.089 (1)</b>	<b>71.21</b>		<b>11:22:55.202</b>	

P26 67 J		Iwan JONES		Kawasaki NINJA 300 - Danosh Services Ltd			
IDEAL LAP TIME : 2:31.338		BEST LAP TIME : 2:31.338		DIFFERENCE : 0.000			
LAP	SECTOR 1	SECTOR 2	LAP TIME	MPH	DIFF	TIME OF DAY	
1 -	1:54.845	54.869	2:49.714	62.97	18.376	11:13:00.109	
2 -	1:43.018	53.632	2:36.650	68.22	5.312	11:15:36.759	
3 -	1:42.498	50.192	2:32.690 (2)	69.99	1.352	11:18:09.449	
4 -	<b>1:41.362</b>	<b>49.976</b>	<b>2:31.338 (1)</b>	<b>70.62</b>		<b>11:20:40.787</b>	
5 -	1:41.424	51.608	2:33.032 (3)	69.84	1.694	11:23:13.819	

P27 400 S		Stuart THURTLÉ		Kawasaki NINJA 400 - TeamTortoise Racing			
IDEAL LAP TIME : 2:30.899		BEST LAP TIME : 2:31.347		DIFFERENCE : 0.448			
LAP	SECTOR 1	SECTOR 2	LAP TIME	MPH	DIFF	TIME OF DAY	
1 -	1:49.963	53.314	2:43.277	65.45	11.930	11:12:45.214	
2 -	1:41.025	52.218	2:33.243 (3)	69.74	1.896	11:15:18.457	
3 -	1:42.781	<b>50.782</b>	2:33.563	69.60	2.216	11:17:52.020	
4 -	<b>1:40.117</b>	51.230	<b>2:31.347 (1)</b>	<b>70.61</b>		<b>11:20:23.367</b>	
5 -	1:40.194	51.425	2:31.619 (2)	70.49	0.272	11:22:54.986	

P28 56 S		Jack WOLFF		Kawasaki NINJA 300 -			
IDEAL LAP TIME : 2:31.573		BEST LAP TIME : 2:31.573		DIFFERENCE : 0.000			
LAP	SECTOR 1	SECTOR 2	LAP TIME	MPH	DIFF	TIME OF DAY	
1 -	1:49.905	53.564	2:43.469	65.38	11.896	11:12:46.427	
2 -	1:42.119	51.788	2:33.907 (3)	69.44	2.334	11:15:20.334	
3 -	1:41.369	53.203	2:34.572	69.14	2.999	11:17:54.906	
4 -	1:41.018	51.409	2:32.427 (2)	70.11	0.854	11:20:27.333	
5 -	<b>1:40.225</b>	<b>51.348</b>	<b>2:31.573 (1)</b>	<b>70.51</b>		<b>11:22:58.906</b>	

P29 18 J		George HIGGINS		Kawasaki NINJA 400 - Aztec Racing			
IDEAL LAP TIME : 2:32.638		BEST LAP TIME : 2:33.039		DIFFERENCE : 0.401			
LAP	SECTOR 1	SECTOR 2	LAP TIME	MPH	DIFF	TIME OF DAY	
1 -	1:48.865	53.889	2:42.754	65.67	9.715	11:12:42.633	
2 -	1:42.218	52.760	2:34.978	68.96	1.939	11:15:17.611	
3 -	1:43.571	<b>51.333</b>	2:34.904 (3)	68.99	1.865	11:17:52.515	
4 -	1:41.592	52.003	2:33.595 (2)	69.58	0.556	11:20:26.110	
5 -	<b>1:41.305</b>	51.734	<b>2:33.039 (1)</b>	<b>69.83</b>		<b>11:22:59.149</b>	

P30 173 S		Jason HEANAN		Kawasaki NINJA 300 -			
IDEAL LAP TIME : 2:32.956		BEST LAP TIME : 2:33.175		DIFFERENCE : 0.219			
LAP	SECTOR 1	SECTOR 2	LAP TIME	MPH	DIFF	TIME OF DAY	
1 -	1:47.506	53.103	2:40.609	66.54	7.434	11:12:42.192	
2 -	1:43.068	52.247	2:35.315 (3)	68.81	2.140	11:15:17.507	
3 -	1:43.849	52.617	2:36.466	68.30	3.291	11:17:53.973	
4 -	<b>1:41.571</b>	51.934	2:33.505 (2)	69.62	0.330	11:20:27.478	
5 -	1:41.790	<b>51.385</b>	<b>2:33.175 (1)</b>	<b>69.77</b>		<b>11:23:00.653</b>	

# BMCRC - MRO Championships 2022 - Rnd 3 @ Snetterton 300

## ACU Team Green Junior Cup & Senior 300

### QUALIFYING - SECTOR ANALYSIS



SECTOR 1 = FL to I1, SECTOR 2 = I1 to FL, DIFF = Difference To Personal Best Lap, P = Crossed Finish Line in Pit Lane, D = Time Disallowed

<b>P31</b>	<b>73 S</b>	<b>Jemma HANNAFORD</b>	Kawasaki NINJA 300 -			
IDEAL LAP TIME : 2:34.879		BEST LAP TIME : 2:34.972		DIFFERENCE : 0.093		
LAP	SECTOR 1	SECTOR 2	LAP TIME	MPH	DIFF	TIME OF DAY
1 -	1:54.274	55.912	2:50.186	62.80	15.214	11:13:06.228
2 -	1:46.698	53.068	2:39.766	66.89	4.794	11:15:45.994
3 -	1:44.622	52.043	2:36.665 (3)	68.22	1.693	11:18:22.659
4 -	1:43.779	<b>51.966</b>	2:35.745 (2)	68.62	0.773	11:20:58.404
5 -	<b>1:42.913</b>	52.059	<b>2:34.972 (1)</b>	<b>68.96</b>		<b>11:23:33.376</b>
<b>P32</b>	<b>4 S</b>	<b>Nigel FRANKLIN</b>	Kawasaki NINJA - Jane Franklin			
IDEAL LAP TIME : 2:36.967		BEST LAP TIME : 2:36.967		DIFFERENCE : 0.000		
LAP	SECTOR 1	SECTOR 2	LAP TIME	MPH	DIFF	TIME OF DAY
1 -	1:52.852	56.164	2:49.016	63.23	12.049	11:13:07.488
2 -	1:46.248	54.363	2:40.611	66.54	3.644	11:15:48.099
3 -	1:45.789	53.918	2:39.707 (3)	66.92	2.740	11:18:27.806
4 -	1:44.799	52.882	2:37.681 (2)	67.78	0.714	11:21:05.487
5 -	<b>1:44.275</b>	<b>52.692</b>	<b>2:36.967 (1)</b>	<b>68.09</b>		<b>11:23:42.454</b>
<b>P33</b>	<b>48 S</b>	<b>Kevin SABBARTON</b>	Kawasaki NINJA 300 -			
IDEAL LAP TIME : 2:37.609		BEST LAP TIME : 2:37.609		DIFFERENCE : 0.000		
LAP	SECTOR 1	SECTOR 2	LAP TIME	MPH	DIFF	TIME OF DAY
1 -	1:51.303	55.532	2:46.835 (3)	64.06	9.226	11:12:57.145
2 -	1:45.653	54.172	2:39.825 (2)	66.87	2.216	11:15:36.970
3 -	<b>1:44.209</b>	<b>53.400</b>	<b>2:37.609 (1)</b>	<b>67.81</b>		<b>11:18:14.579</b>
<b>P34</b>	<b>41 S</b>	<b>Stephen ROBEY</b>	Kawasaki NINJA 250 - A&L Composites			
IDEAL LAP TIME : 2:38.013		BEST LAP TIME : 2:38.087		DIFFERENCE : 0.074		
LAP	SECTOR 1	SECTOR 2	LAP TIME	MPH	DIFF	TIME OF DAY
1 -	1:51.743	56.519	2:48.262	63.52	10.175	11:12:56.389
2 -	1:47.421	53.978	2:41.399 (3)	66.22	3.312	11:15:37.788
3 -	<b>1:45.002</b>	53.085	<b>2:38.087 (1)</b>	<b>67.60</b>		<b>11:18:15.875</b>
4 -	1:45.671	<b>53.011</b>	2:38.682 (2)	67.35	0.595	11:20:54.557
<b>P35</b>	<b>58 S</b>	<b>Chris ROSE</b>	Kawasaki NINJA 300 - Rose mot Centre			
IDEAL LAP TIME : 2:39.916		BEST LAP TIME : 2:39.916		DIFFERENCE : 0.000		
LAP	SECTOR 1	SECTOR 2	LAP TIME	MPH	DIFF	TIME OF DAY
1 -	1:55.915	55.107	2:51.022 (2)	62.49	11.106	11:13:01.041
2 -	<b>1:46.347</b>	<b>53.569</b>	<b>2:39.916 (1)</b>	<b>66.83</b>		<b>11:15:40.957</b>
<b>P36</b>	<b>54 S</b>	<b>Ben SCOTT</b>	Kawasaki NINJA 250 - GI Landscapes VampTech			
IDEAL LAP TIME : 2:42.100		BEST LAP TIME : 2:42.193		DIFFERENCE : 0.093		
LAP	SECTOR 1	SECTOR 2	LAP TIME	MPH	DIFF	TIME OF DAY
1 -	1:55.178	56.824	2:52.002 (3)	62.13	9.809	11:12:59.824
2 -	1:47.151	<b>55.042</b>	<b>2:42.193 (1)</b>	<b>65.89</b>		<b>11:15:42.017</b>
3 -	<b>1:47.058</b>	55.166	2:42.224 (2)	65.88	0.031	11:18:24.241
<b>P37</b>	<b>23 S</b>	<b>Saskya BUSH</b>	Kawasaki NINJA 300 -			
IDEAL LAP TIME : 2:54.291		BEST LAP TIME : 2:55.490		DIFFERENCE : 1.199		
LAP	SECTOR 1	SECTOR 2	LAP TIME	MPH	DIFF	TIME OF DAY
1 -	2:04.391	1:04.985	3:09.376	56.43	13.886	11:13:20.684
2 -	1:56.988	59.141	2:56.129 (2)	60.68	0.639	11:16:16.813
3 -	<b>1:55.919</b>	1:00.958	2:56.877 (3)	60.42	1.387	11:19:13.690
4 -	1:57.118	<b>58.372</b>	<b>2:55.490 (1)</b>	<b>60.90</b>		<b>11:22:09.180</b>

# BMCRC - MRO Championships 2022 - Rnd 3 @ Snetterton 300

## ACU Team Green Junior Cup & Senior 300

### QUALIFYING - SECTOR ANALYSIS



SECTOR 1 = FL to I1, SECTOR 2 = I1 to FL, DIFF = Difference To Personal Best Lap, P = Crossed Finish Line in Pit Lane, D = Time Disallowed

P38 33 J		Patrick KLINGE		Kawasaki NINJA 300 -		
IDEAL LAP TIME : 2:57.438		BEST LAP TIME : 2:57.438		DIFFERENCE : 0.000		
LAP	SECTOR 1	SECTOR 2	LAP TIME	MPH	DIFF	TIME OF DAY
1 -	2:21.122	1:05.135	3:26.257	51.81	28.819	11:13:40.426
2 -	2:04.160	1:02.402	3:06.562 (3)	57.28	9.124	11:16:46.988
3 -	1:58.414	59.723	2:58.137 (2)	59.99	0.699	11:19:45.125
4 -	<b>1:57.778</b>	<b>59.660</b>	<b>2:57.438 (1)</b>	<b>60.23</b>		<b>11:22:42.563</b>

# BMCRC - MRO Championships 2022 - Rnd 3 @ Snetterton 300

## ACU Team Green Junior Cup & Senior 300

### QUALIFYING - BEST SECTORS

SECTOR 1				SECTOR 2				IDEAL / BEST COMPARISON				
POS	NO	NAME	TIME	NO	NAME	TIME	POS	NO	NAME	IDEAL	BEST	DIFF
									<b>PERFECT LAP</b>	<b>2:18.957</b>		
1	777	HARDY	1:33.449	777	HARDY	45.508	1	777	HARDY	2:18.957	2:19.362	0.405
2	35	WESTON	1:34.121	91	HIRST	46.291	2	91	HIRST	2:20.745	2:21.625	0.880
3	8	ATKINSON	1:34.224	8	ATKINSON	46.580	3	8	ATKINSON	2:20.804	2:20.804	0.000
4	125	JOLLIFFE	1:34.264	118	HALL	47.100	4	60	DOCHERTY	2:21.773	2:21.773	0.000
5	60	DOCHERTY	1:34.443	97	PLATT	47.168	5	35	WESTON	2:21.894	2:22.263	0.369
6	91	HIRST	1:34.454	60	DOCHERTY	47.330	6	125	JOLLIFFE	2:22.078	2:22.078	0.000
7	34	ARBON	1:35.438	77	WHITE	47.390	7	34	ARBON	2:22.885	2:22.885	0.000
8	77	WHITE	1:35.705	34	ARBON	47.447	8	77	WHITE	2:23.095	2:23.233	0.138
9	19	O'MARA	1:36.399	20	MUIR	47.449	9	97	PLATT	2:23.572	2:23.702	0.130
10	97	PLATT	1:36.404	35	WESTON	47.773	10	118	HALL	2:23.652	2:23.652	0.000
11	118	HALL	1:36.552	125	JOLLIFFE	47.814	11	20	MUIR	2:24.214	2:24.662	0.448
12	95	MARSHALL	1:36.683	19	O'MARA	48.343	12	19	O'MARA	2:24.742	2:24.742	0.000
13	20	MUIR	1:36.765	31	PARK	48.477	13	95	MARSHALL	2:25.608	2:25.922	0.314
14	311	WARD	1:37.378	10	BRUNSDON	48.590	14	31	PARK	2:25.971	2:25.971	0.000
15	66	SMITH	1:37.416	95	MARSHALL	48.925	15	311	WARD	2:26.313	2:26.666	0.353
16	31	PARK	1:37.494	311	WARD	48.935	16	66	SMITH	2:26.924	2:27.074	0.150
17	27	DORLING	1:37.577	62	BETTRIDGE	49.292	17	10	BRUNSDON	2:27.044	2:27.044	0.000
18	62	BETTRIDGE	1:37.819	32	MURRAY	49.449	18	62	BETTRIDGE	2:27.111	2:27.392	0.281
19	32	MURRAY	1:38.024	66	SMITH	49.508	19	27	DORLING	2:27.299	2:27.299	0.000
20	10	BRUNSDON	1:38.454	155	BAKER	49.625	20	32	MURRAY	2:27.473	2:27.473	0.000
21	44	GREEN	1:38.692	70	WHITE	49.709	21	155	BAKER	2:28.585	2:29.077	0.492
22	155	BAKER	1:38.960	27	DORLING	49.722	22	70	WHITE	2:29.328	2:29.697	0.369
23	50	YELDHAM	1:39.378	67	JONES	49.976	23	44	GREEN	2:29.791	2:30.089	0.298
24	70	WHITE	1:39.619	0	CLEAVER	50.012	24	0	CLEAVER	2:29.822	2:29.911	0.089
25	0	CLEAVER	1:39.810	50	YELDHAM	50.620	25	50	YELDHAM	2:29.998	2:29.998	0.000
26	400	THURTLER	1:40.117	400	THURTLER	50.782	26	400	THURTLER	2:30.899	2:31.347	0.448
27	56	WOLFF	1:40.225	44	GREEN	51.099	27	67	JONES	2:31.338	2:31.338	0.000
28	131	MELLOR	1:40.562	18	HIGGINS	51.333	28	56	WOLFF	2:31.573	2:31.573	0.000
29	18	HIGGINS	1:41.305	56	WOLFF	51.348	29	18	HIGGINS	2:32.638	2:33.039	0.401
30	67	JONES	1:41.362	173	HEANAN	51.385	30	173	HEANAN	2:32.956	2:33.175	0.219
31	173	HEANAN	1:41.571	73	HANNAFORD	51.966	31	73	HANNAFORD	2:34.879	2:34.972	0.093
32	73	HANNAFORD	1:42.913	4	FRANKLIN	52.692	32	4	FRANKLIN	2:36.967	2:36.967	0.000
33	48	SABBARTON	1:44.209	41	ROBEY	53.011	33	48	SABBARTON	2:37.609	2:37.609	0.000
34	4	FRANKLIN	1:44.275	48	SABBARTON	53.400	34	41	ROBEY	2:38.013	2:38.087	0.074
35	41	ROBEY	1:45.002	58	ROSE	53.569	35	58	ROSE	2:39.916	2:39.916	0.000
36	58	ROSE	1:46.347	54	SCOTT	55.042	36	54	SCOTT	2:42.100	2:42.193	0.093
37	54	SCOTT	1:47.058	23	BUSH	58.372	37	23	BUSH	2:54.291	2:55.490	1.199
38	23	BUSH	1:55.919	33	KLINGE	59.660	38	33	KLINGE	2:57.438	2:57.438	0.000
39	33	KLINGE	1:57.778									

# BMCRC - MRO Championships 2022 - Rnd 3 @ Snetterton 300

## ACU Team Green Junior Cup & Senior 300

### QUALIFYING - STATISTICS

**Competitors Started** 39  
**Planned Start** 2022-05-07 @ 10:59:00.000  
**Actual Start** 2022-05-07 @ 11:09:47.532  
**Finish Time** 2022-05-07 @ 11:21:28.942  
**Track Length** 2.9689mi.  
**Total Laps** 180  
**Total Distance Covered** 534.4040mi.

### Session Fastest Lap History

NO	CL	NAME	LAP TIME	TIME OF DAY	LAP	VEHICLE
34	J	Oliver ARBON	<b>2:32.256</b>	11:12:30.639	1	Kawasaki NINJA 400
35	J	Zack WESTON	<b>2:29.968</b>	11:12:32.920	1	Kawasaki NINJA 400
777	J	Maximus HARDY	<b>2:25.382</b>	11:14:03.257	1	Kawasaki NINJA 400
35	J	Zack WESTON	<b>2:25.084</b>	11:14:58.004	2	Kawasaki NINJA 400
8	S	Phil ATKINSON	<b>2:24.046</b>	11:15:17.821	2	Kawasaki NINJA 400
777	J	Maximus HARDY	<b>2:20.563</b>	11:16:23.819	2	Kawasaki NINJA 400
777	J	Maximus HARDY	<b>2:19.362</b>	11:18:43.182	3	Kawasaki NINJA 400

### Flag History

TYPE	TIME OF DAY
GREEN	11:09:47.532
FINISH	11:21:28.942

### Flag Statistics

TYPE	COUNT	TOTAL LAPS	TOTAL TIME
Green	1	5	14:00.537
Red	0	0	0.000
Safety Car	0	0	0.000
FCY	0	0	0.000

# BMCRC - MRO Championships 2022 - Rnd 3 @ Snetterton 300

## ACU Team Green Junior Cup & Senior 300

### QUALIFYING - STATISTICS

CLASS : J

22 Starters

#### Fastest Lap History

NO	NAME	LAP TIME	TIME OF DAY	LAP	VEHICLE
34	Oliver ARBON	<b>2:32.256</b>	11:12:30.639	1	Kawasaki NINJA 400
35	Zack WESTON	<b>2:29.968</b>	11:12:32.920	1	Kawasaki NINJA 400
777	Maximus HARDY	<b>2:25.382</b>	11:14:03.257	1	Kawasaki NINJA 400
35	Zack WESTON	<b>2:25.084</b>	11:14:58.004	2	Kawasaki NINJA 400
777	Maximus HARDY	<b>2:20.563</b>	11:16:23.819	2	Kawasaki NINJA 400
777	Maximus HARDY	<b>2:19.362</b>	11:18:43.182	3	Kawasaki NINJA 400

# BMCRC - MRO Championships 2022 - Rnd 3 @ Snetterton 300

## ACU Team Green Junior Cup & Senior 300

### QUALIFYING - STATISTICS

CLASS : S

17 Starters

#### Fastest Lap History

NO	NAME	LAP TIME	TIME OF DAY	LAP	VEHICLE
10	Mike BRUNSDON	2:36.711	11:12:35.373	1	Kawasaki NINJA 400
8	Phil ATKINSON	2:31.640	11:12:53.775	1	Kawasaki NINJA 400
10	Mike BRUNSDON	2:29.515	11:15:04.888	2	Kawasaki NINJA 400
8	Phil ATKINSON	2:24.046	11:15:17.821	2	Kawasaki NINJA 400
8	Phil ATKINSON	2:21.710	11:17:39.531	3	Kawasaki NINJA 400
8	Phil ATKINSON	2:20.804	11:20:00.335	4	Kawasaki NINJA 400



# BMCRC - MRO Championships 2022 - Rnd 3 @ Snetterton 300



## ACU Team Green Junior Cup & Senior 300

### RACE 8 - GRID (5 Laps)



ROW 13	39	131	Dylan MELLOR	2:57.438	38	33	Patrick KLINGE	2:55.490	37	23	Saskya BUSH
ROW 12	36	54	Ben SCOTT	2:42.193	35	58	Chris ROSE	2:39.916	34	41	Stephen ROBEY
ROW 11	33	48	Kevin SABBARTON	2:37.609	32	4	Nigel FRANKLIN	2:36.967	31	73	Jemma HANNAFORD
ROW 10	30	173	Jason HEANAN	2:33.175	29	18	George HIGGINS	2:33.039	28	56	Jack WOLFF
ROW 9	27	400	Stuart THURTLÉ	2:31.347	26	67	Iwan JONES	2:31.338	25	44	Sam GREEN
ROW 8	24	50	Jay YELDHAM	2:29.998	23	0	Elizabeth CLEAVER	2:29.911	22	70	Justin WHITE
ROW 7	21	155	Brandon BAKER	2:29.077	20	32	Conor MURRAY	2:27.473	19	62	Nicholas BETTRIDGE
ROW 6	18	27	Felix DORLING	2:27.299	17	66	Mark SMITH	2:27.074	16	10	Mike BRUNSDON
ROW 5	15	311	Nathan-Ellis WARD	2:26.666	14	31	Robbie PARK	2:25.971	13	95	Greg MARSHALL
ROW 4	12	19	James O'MARA	2:24.742	11	20	Jack MUIR	2:24.662	10	97	Ben PLATT
ROW 3	9	118	Max HALL	2:23.652	8	77	Joe WHITE	2:23.233	7	34	Oliver ARBON
ROW 2	6	35	Zack WESTON	2:22.263	5	125	Ben JOLLIFFE	2:22.078	4	60	Lennon DOCHERTY
ROW 1	3	91	Sam HIRST	2:21.625	2	8	Phil ATKINSON	2:20.804	1	777	Maximus HARDY
<b>Pole</b>											

Snetterton 300: 2.9689 miles

These results are provisional until the conclusion of any judicial and technical matters.

Clerk Of Course :	Stewards :	Timekeeper : Craig Smith
-------------------	------------	--------------------------

Results can be found at [www.tsl-timing.com](http://www.tsl-timing.com)

Printed - 11:26 Saturday, 07 May 2022



# BMCRC - MRO Championships 2022 - Rnd 3 @ Snetterton 300



## ACU Team Green Junior Cup & Senior 300

### RACE 8 - CLASSIFICATION

# Kawasaki

POS	NO	CL	PIC NAME	ENTRY	LAPS	TIME	GAP	DIFF	MPH	BEST	ON
1	8	S	1 Phil ATKINSON	Kawasaki NINJA 400 - ROSE MOT/Q Oil Treatment	5	11:36.598			76.71	2:16.731	4
2	777	J	1 Maximus HARDY	Kawasaki NINJA 400 - DAD	5	11:36.619	0.021	0.021	76.71	2:16.782	4
3	60	J	2 Lennon DOCHERTY	Kawasaki NINJA 400 - Doc Fit Training	5	11:36.757	0.159	0.138	76.69	2:16.921	4
4	125	J	3 Ben JOLLIFFE	Kawasaki NINJA 300 -	5	11:39.267	2.669	2.510	76.42	2:17.169	4
5	34	J	4 Oliver ARBON	Kawasaki NINJA 400 - tt plumbing and heating	5	11:47.853	11.255	8.586	75.49	2:19.344	3
6	35	J	5 Zack WESTON	Kawasaki NINJA 400 - NW Racing	5	11:48.475	11.877	0.622	75.43	2:19.564	2
7	131	J	6 Dylan MELLOR	Kawasaki NINJA 300 - BDS Motorcycles	5	11:49.575	12.977	1.100	75.31	2:19.502	3
8	19	J	7 James O'MARA	Kawasaki NINJA 400 - BRP Machining Ltd	5	11:49.664	13.066	0.089	75.30	2:18.955	4
9	311	J	8 Nathan-Ellis WARD	Kawasaki NINJA 300 - Zipped up racing	5	11:49.850	13.252	0.186	75.28	2:19.529	4
10	20	J	9 Jack MUIR	Kawasaki NINJA 400 -	5	11:50.180	13.582	0.330	75.24	2:19.538	4
11	97	J	10 Ben PLATT	Kawasaki NINJA 400 - adss ltd	5	11:54.688	18.090	4.508	74.77	2:20.536	3
12	95	J	11 Greg MARSHALL	Kawasaki NINJA 300 - Mum & Dad; HEL Performanc	5	11:55.116	18.518	0.428	74.72	2:19.832	4
13	27	J	12 Felix DORLING	Kawasaki NINJA 400 - Kernow Controls	5	12:05.791	29.193	10.675	73.63	2:21.433	2
14	62	S	2 Nicholas BETTRIDGE	Kawasaki NINJA - Weald builders	5	12:12.840	36.242	7.049	72.92	2:23.843	5
15	0	S	3 Elizabeth CLEAVER	Kawasaki NINJA 400 -	5	12:13.361	36.763	0.521	72.87	2:23.986	2
16	155	J	13 Brandon BAKER	Kawasaki NINJA 300 - K-66, ION.	5	12:22.422	45.824	9.061	71.98	2:25.362	5
17	10	S	4 Mike BRUNSDON	Kawasaki NINJA 400 - CF Fairford	5	12:22.446	45.848	0.024	71.97	2:26.273	5
18	44	J	14 Sam GREEN	Kawasaki NINJA 300 -	5	12:23.047	46.449	0.601	71.92	2:25.392	5
19	67	J	15 Iwan JONES	Kawasaki NINJA 300 - Danosh Services Ltd	5	12:23.813	47.215	0.766	71.84	2:25.913	5
20	70	S	5 Justin WHITE	Kawasaki NINJA 400 - Just In Graphics	5	12:26.107	49.509	2.294	71.62	2:26.990	2
21	66	S	6 Mark SMITH	Kawasaki NINJA 300 - MHP EXHAUST'S	5	12:28.790	52.192	2.683	71.36	2:26.145	2
22	32*	S	7 Conor MURRAY	Kawasaki NINJA 300 -	5	12:32.186	55.588	3.396	71.04	2:26.095	5
23	56	S	8 Jack WOLFF	Kawasaki NINJA 300 -	5	12:39.860	1:03.262	7.674	70.32	2:29.014	2
24	48	S	9 Kevin SABBARTON	Kawasaki NINJA 300 -	5	12:40.255	1:03.657	0.395	70.29	2:29.721	2
25	400	S	10 Stuart THURTLIE	Kawasaki NINJA 400 - TeamTortoise Racing	5	12:40.824	1:04.226	0.569	70.24	2:29.326	5
26	173	S	11 Jason HEANAN	Kawasaki NINJA 300 -	5	12:41.293	1:04.695	0.469	70.19	2:29.534	4
27	18	J	16 George HIGGINS	Kawasaki NINJA 400 - Aztec Racing	5	12:48.127	1:11.529	6.834	69.57	2:30.146	4
28	73	S	12 Jemma HANNAFORD	Kawasaki NINJA 300 -	5	12:58.528	1:21.930	10.401	68.64	2:31.895	4
29	41	S	13 Stephen ROBEY	Kawasaki NINJA 250 - A&L Composites	5	12:59.256	1:22.658	0.728	68.57	2:33.653	5
30	54	S	14 Ben SCOTT	Kawasaki NINJA 250 - GI Landscapes VampTech	5	13:03.329	1:26.731	4.073	68.22	2:33.985	2
31	4	S	15 Nigel FRANKLIN	Kawasaki NINJA - Jane Franklin	5	13:19.713	1:43.115	16.384	66.82	2:36.916	5
32	33	J	17 Patrick KLINGE	Kawasaki NINJA 300 -	4	12:12.757	1 Lap	1 Lap	58.34	2:58.502	3

#### NOT CLASSIFIED

DNF	91	J	Sam HIRST	Kawasaki NINJA - Valley Racing	4	9:24.029	1 Lap		75.79	2:18.551	4
DNF	118	J	Max HALL	Kawasaki NINJA 300 - Racecraft rider development	4	9:30.576	1 Lap	6.547	74.92	2:20.532	2
DNF	77	J	Joe WHITE	Kawasaki NINJA 400 - Just In Graphics /MZ CONTR	2	4:45.837	3 Laps	2 Laps	74.78	2:18.755	2
DNF	58	S	Chris ROSE	Kawasaki NINJA 300 - Rose mot Centre	1	2:44.852	4 Laps	1 Lap	64.83		
DNF	31	J	Robbie PARK	Kawasaki NINJA - Friends & Family	0						
DNF	50	J	Jay YELDHAM	Kawasaki NINJA 400 - WKD Installations	0						
DNF	23	S	Saskya BUSH	Kawasaki NINJA 300 -	0						

#### FASTEST LAP

8	S	Phil ATKINSON	Kawasaki NINJA 400 - ROSE MOT/Q Oil Treatment	4	2:16.731	78.16 mph	125.80 kph
777	J	Maximus HARDY	Kawasaki NINJA 400 - DAD	4	2:16.782	78.13 mph	125.75 kph

\* No. 32 - 10 second penalty - jump start

Weather / Track : Bright / Dry

These results are provisional until the conclusion of any judicial and technical matters.

Race Distance: 5 Laps / 14.84 miles

Snetterton 300: 2.9689 miles

Date: 07/05/2022 Start: 14:55 Finish: 15:07

Clerk Of Course :	Stewards :	Timekeeper : Craig Smith
-------------------	------------	--------------------------

Results can be found at [www.tsl-timing.com](http://www.tsl-timing.com)

Printed - 15:12 Saturday, 07 May 2022



# BMCRC - MRO Championships 2022 - Rnd 3 @ Snetterton 300

## ACU Team Green Junior Cup & Senior 300

### RACE 8 - LAP CHART

#### LAP 1 @ 14:57:57.723

NO	BEHIND	LAP TIME
777		2:25.675
8	0.088	2:25.763
125	0.396	2:26.071
60	0.669	2:26.344
77	1.407	2:27.082
35	1.705	2:27.380
34	1.724	2:27.399
91	2.033	2:27.708
118	2.438	2:28.113
20	2.576	2:28.251
97	3.547	2:29.222
131	4.369	2:30.044
311	4.453	2:30.128
19	4.497	2:30.172
95	4.676	2:30.351
27	5.543	2:31.218
62	7.554	2:33.229
0	8.065	2:33.740
32	8.289	2:33.964
10	8.552	2:34.227
66	9.409	2:35.084
155	9.758	2:35.433
44	11.080	2:36.755
67	11.124	2:36.799
70	11.167	2:36.842
173	12.501	2:38.176
48	13.117	2:38.792
56	13.629	2:39.304
400	15.594	2:41.269
41	17.229	2:42.904
18	18.309	2:43.984
58	19.177	2:44.852
73	19.675	2:45.350
54	20.288	2:45.963
4	23.374	2:49.049
33	50.723	3:16.398

#### LAP 2 @ 15:00:16.592

NO	BEHIND	LAP TIME
777		2:18.869
8	0.340	2:19.121
60	0.830	2:19.030
125	1.104	2:19.577
77	1.293	2:18.755
91	1.957	2:18.793
35	2.400	2:19.564
34	2.559	2:19.704
118	4.101	2:20.532
20	4.884	2:21.177
131	5.012	2:19.512
311	5.932	2:20.348
19	6.020	2:20.392
97	6.064	2:21.386
95	6.503	2:20.696
27	8.107	2:21.433
0	13.182	2:23.986
62	13.745	2:25.060
32	16.486	2:27.066
10	16.545	2:26.862
66	16.685	2:26.145
155	17.572	2:26.683
44	18.245	2:26.034
67	18.728	2:26.473

70	19.288	2:26.990
56	23.774	2:29.014
48	23.969	2:29.721
173	26.107	2:32.475
400	27.652	2:30.927
18	30.973	2:31.533
41	32.505	2:34.145
73	33.695	2:32.889
54	35.404	2:33.985
4	42.676	2:38.171
33	1:30.725	2:58.871

#### LAP 3 @ 15:02:34.154

NO	BEHIND	LAP TIME
777		2:17.562
8	0.369	2:17.591
60	0.553	2:17.285
125	0.845	2:17.303
91	3.372	2:18.977
34	4.341	2:19.344
35	4.901	2:20.063
131	6.952	2:19.502
118	7.309	2:20.770
20	7.389	2:20.067
311	8.115	2:19.745
19	8.439	2:19.981
97	9.038	2:20.536
95	9.844	2:20.903
27	13.335	2:22.790
62	21.735	2:25.552
0	21.829	2:26.209
10	27.001	2:28.018
32	27.022	2:28.098
66	27.153	2:28.030
44	27.792	2:27.109
155	27.973	2:27.963
67	28.653	2:27.487
70	29.110	2:27.384
56	36.895	2:30.683
48	37.333	2:30.926
173	38.893	2:30.348
400	40.056	2:29.966
18	44.535	2:31.124
41	49.402	2:34.459
73	50.724	2:34.591
54	52.276	2:34.434
4	1:02.359	2:37.245
33	2:11.665	2:58.502

#### LAP 4 @ 15:04:50.936

NO	BEHIND	LAP TIME
777		2:16.782
8	0.318	2:16.731
60	0.692	2:16.921
125	1.232	2:17.169
91	5.141	2:18.551
34	7.757	2:20.198
35	8.157	2:20.038
20	10.145	2:19.538
131	10.528	2:20.358
19	10.612	2:18.955
311	10.862	2:19.529
118	11.688	2:21.161
95	12.894	2:19.832
97	13.491	2:21.235

27	21.125	2:24.572
0	29.793	2:24.746
62	30.109	2:25.156
32	37.203	2:26.963
10	37.285	2:27.066
155	38.172	2:26.981
44	38.767	2:27.757
67	39.012	2:27.141
70	40.020	2:27.692
66	40.989	2:30.618
56	50.375	2:30.262
48	51.146	2:30.595
173	51.645	2:29.534
400	52.610	2:29.336
18	57.899	2:30.146
73	1:05.837	2:31.895
41	1:06.715	2:34.095
54	1:10.084	2:34.590
4	1:23.909	2:38.332

#### LAP 5 @ 15:07:08.646

NO	BEHIND	LAP TIME
8		2:17.392
777	0.021	2:17.731
60	0.159	2:17.177
125	2.669	2:19.147
34	11.255	2:21.208
35	11.877	2:21.430
131	12.977	2:20.159
19	13.066	2:20.164
311	13.252	2:20.100
20	13.582	2:21.147
97	18.090	2:22.309
95	18.518	2:23.334
27	29.193	2:25.778
33	1 Lap	2:58.986
62	36.242	2:23.843
0	36.763	2:24.680
32	45.588	2:26.095
155	45.824	2:25.362
10	45.848	2:26.273
44	46.449	2:25.392
67	47.215	2:25.913
70	49.509	2:27.199
66	52.192	2:28.913
56	1:03.262	2:30.597
48	1:03.657	2:30.221
400	1:04.226	2:29.326
173	1:04.695	2:30.760
18	1:11.529	2:31.340
73	1:21.930	2:33.803
41	1:22.658	2:33.653
54	1:26.731	2:34.357
4	1:43.115	2:36.916

# BMCRC - MRO Championships 2022 - Rnd 3 @ Snetterton 300

## ACU Team Green Junior Cup & Senior 300

### RACE 8 - SECTOR ANALYSIS



SECTOR 1 = FL to I1, SECTOR 2 = I1 to FL, DIFF = Difference To Personal Best Lap, P = Crossed Finish Line in Pit Lane, D = Time Disallowed

P1		8 S		Phil ATKINSON		Kawasaki NINJA 400 - ROSE MOT/Q Oil Treatments	
IDEAL LAP TIME : 2:16.731		BEST LAP TIME : 2:16.731		DIFFERENCE : 0.000			
LAP	SECTOR 1	SECTOR 2	LAP TIME	MPH	DIFF	TIME OF DAY	
1 -		46.156	2:25.763	73.32	9.032	14:57:57.811	
2 -	1:33.770	45.351	2:19.121	76.82	2.390	15:00:16.932	
3 -	1:31.957	45.634	2:17.591 (3)	77.68	0.860	15:02:34.523	
4 -	<b>1:31.814</b>	<b>44.917</b>	<b>2:16.731 (1)</b>	<b>78.16</b>		<b>15:04:51.254</b>	
5 -	1:32.257	45.135	2:17.392 (2)	77.79	0.661	15:07:08.646	

P2		777 J		Maximus HARDY		Kawasaki NINJA 400 - DAD	
IDEAL LAP TIME : 2:16.782		BEST LAP TIME : 2:16.782		DIFFERENCE : 0.000			
LAP	SECTOR 1	SECTOR 2	LAP TIME	MPH	DIFF	TIME OF DAY	
1 -		45.982	2:25.675	73.36	8.893	14:57:57.723	
2 -	1:33.824	45.045	2:18.869	76.96	2.087	15:00:16.592	
3 -	1:32.314	45.248	2:17.562 (2)	77.69	0.780	15:02:34.154	
4 -	<b>1:32.053</b>	<b>44.729</b>	<b>2:16.782 (1)</b>	<b>78.13</b>		<b>15:04:50.936</b>	
5 -	1:32.662	45.069	2:17.731 (3)	77.60	0.949	15:07:08.667	

P3		60 J		Lennon DOCHERTY		Kawasaki NINJA 400 - Doc Fit Training	
IDEAL LAP TIME : 2:16.623		BEST LAP TIME : 2:16.921		DIFFERENCE : 0.298			
LAP	SECTOR 1	SECTOR 2	LAP TIME	MPH	DIFF	TIME OF DAY	
1 -		46.185	2:26.344	73.03	9.423	14:57:58.392	
2 -	1:33.270	45.760	2:19.030	76.87	2.109	15:00:17.422	
3 -	<b>1:31.648</b>	45.637	2:17.285 (3)	77.85	0.364	15:02:34.707	
4 -	1:31.897	45.024	<b>2:16.921 (1)</b>	<b>78.06</b>		<b>15:04:51.628</b>	
5 -	1:32.202	<b>44.975</b>	2:17.177 (2)	77.91	0.256	15:07:08.805	

P4		125 J		Ben JOLLIFFE		Kawasaki NINJA 300 -	
IDEAL LAP TIME : 2:16.861		BEST LAP TIME : 2:17.169		DIFFERENCE : 0.308			
LAP	SECTOR 1	SECTOR 2	LAP TIME	MPH	DIFF	TIME OF DAY	
1 -		46.182	2:26.071	73.17	8.902	14:57:58.119	
2 -	1:33.644	45.933	2:19.577	76.57	2.408	15:00:17.696	
3 -	<b>1:31.475</b>	45.828	2:17.303 (2)	77.84	0.134	15:02:34.999	
4 -	1:31.783	<b>45.386</b>	<b>2:17.169 (1)</b>	<b>77.91</b>		<b>15:04:52.168</b>	
5 -	1:33.139	46.008	2:19.147 (3)	76.81	1.978	15:07:11.315	

P5		34 J		Oliver ARBON		Kawasaki NINJA 400 - tt plumbing and heating	
IDEAL LAP TIME : 2:18.852		BEST LAP TIME : 2:19.344		DIFFERENCE : 0.492			
LAP	SECTOR 1	SECTOR 2	LAP TIME	MPH	DIFF	TIME OF DAY	
1 -		47.211	2:27.399	72.51	8.055	14:57:59.447	
2 -	1:34.064	<b>45.640</b>	2:19.704 (2)	76.50	0.360	15:00:19.151	
3 -	<b>1:33.212</b>	46.132	<b>2:19.344 (1)</b>	<b>76.70</b>		<b>15:02:38.495</b>	
4 -	1:33.682	46.516	2:20.198 (3)	76.23	0.854	15:04:58.693	
5 -	1:35.006	46.202	2:21.208	75.69	1.864	15:07:19.901	

P6		35 J		Zack WESTON		Kawasaki NINJA 400 - NW Racing	
IDEAL LAP TIME : 2:19.127		BEST LAP TIME : 2:19.564		DIFFERENCE : 0.437			
LAP	SECTOR 1	SECTOR 2	LAP TIME	MPH	DIFF	TIME OF DAY	
1 -		46.899	2:27.380	72.52	7.816	14:57:59.428	
2 -	<b>1:32.729</b>	46.835	<b>2:19.564 (1)</b>	<b>76.58</b>		<b>15:00:18.992</b>	
3 -	1:33.665	<b>46.398</b>	2:20.063 (3)	76.30	0.499	15:02:39.055	
4 -	1:33.478	46.560	2:20.038 (2)	76.32	0.474	15:04:59.093	
5 -	1:34.773	46.657	2:21.430	75.57	1.866	15:07:20.523	

# BMCRC - MRO Championships 2022 - Rnd 3 @ Snetterton 300

## ACU Team Green Junior Cup & Senior 300

### RACE 8 - SECTOR ANALYSIS



SECTOR 1 = FL to I1, SECTOR 2 = I1 to FL, DIFF = Difference To Personal Best Lap, P = Crossed Finish Line in Pit Lane, D = Time Disallowed

P7 131 J		Dylan MELLOR		Kawasaki NINJA 300 - BDS Motorcycles		
IDEAL LAP TIME : 2:19.113		BEST LAP TIME : 2:19.502		DIFFERENCE : 0.389		
LAP	SECTOR 1	SECTOR 2	LAP TIME	MPH	DIFF	TIME OF DAY
1 -		46.328	2:30.044	71.23	10.542	14:58:02.092
2 -	<b>1:33.171</b>	46.341	2:19.512 (2)	76.61	0.010	15:00:21.604
3 -	1:33.260	46.242	<b>2:19.502 (1)</b>	<b>76.61</b>		<b>15:02:41.106</b>
4 -	1:33.945	46.413	2:20.358	76.14	0.856	15:05:01.464
5 -	1:34.217	<b>45.942</b>	2:20.159 (3)	76.25	0.657	15:07:21.623

P8 19 J		James O'MARA		Kawasaki NINJA 400 - BRP Machining Ltd		
IDEAL LAP TIME : 2:18.585		BEST LAP TIME : 2:18.955		DIFFERENCE : 0.370		
LAP	SECTOR 1	SECTOR 2	LAP TIME	MPH	DIFF	TIME OF DAY
1 -		46.617	2:30.172	71.17	11.217	14:58:02.220
2 -	1:33.428	46.964	2:20.392	76.13	1.437	15:00:22.612
3 -	1:34.062	45.919	2:19.981 (2)	76.35	1.026	15:02:42.593
4 -	<b>1:32.754</b>	46.201	<b>2:18.955 (1)</b>	<b>76.91</b>		<b>15:05:01.548</b>
5 -	1:34.333	<b>45.831</b>	2:20.164 (3)	76.25	1.209	15:07:21.712

P9 311 J		Nathan-Ellis WARD		Kawasaki NINJA 300 - Zipped up racing		
IDEAL LAP TIME : 2:18.576		BEST LAP TIME : 2:19.529		DIFFERENCE : 0.953		
LAP	SECTOR 1	SECTOR 2	LAP TIME	MPH	DIFF	TIME OF DAY
1 -		46.890	2:30.128	71.19	10.599	14:58:02.176
2 -	1:33.814	46.534	2:20.348	76.15	0.819	15:00:22.524
3 -	1:33.482	46.263	2:19.745 (2)	76.48	0.216	15:02:42.269
4 -	<b>1:32.974</b>	46.555	<b>2:19.529 (1)</b>	<b>76.60</b>		<b>15:05:01.798</b>
5 -	1:34.498	<b>45.602</b>	2:20.100 (3)	76.28	0.571	15:07:21.898

P10 20 J		Jack MUIR		Kawasaki NINJA 400 -		
IDEAL LAP TIME : 2:19.222		BEST LAP TIME : 2:19.538		DIFFERENCE : 0.316		
LAP	SECTOR 1	SECTOR 2	LAP TIME	MPH	DIFF	TIME OF DAY
1 -		46.113	2:28.251	72.09	8.713	14:58:00.299
2 -	1:33.905	47.272	2:21.177	75.70	1.639	15:00:21.476
3 -	1:34.173	45.894	2:20.067 (2)	76.30	0.529	15:02:41.543
4 -	<b>1:33.450</b>	46.088	<b>2:19.538 (1)</b>	<b>76.59</b>		<b>15:05:01.081</b>
5 -	1:35.375	<b>45.772</b>	2:21.147 (3)	75.72	1.609	15:07:22.228

P11 97 J		Ben PLATT		Kawasaki NINJA 400 - adsss ltd		
IDEAL LAP TIME : 2:19.647		BEST LAP TIME : 2:20.536		DIFFERENCE : 0.889		
LAP	SECTOR 1	SECTOR 2	LAP TIME	MPH	DIFF	TIME OF DAY
1 -		46.779	2:29.222	71.62	8.686	14:58:01.270
2 -	<b>1:33.391</b>	47.995	2:21.386 (3)	75.59	0.850	15:00:22.656
3 -	1:34.280	<b>46.256</b>	<b>2:20.536 (1)</b>	<b>76.05</b>		<b>15:02:43.192</b>
4 -	1:34.397	46.838	2:21.235 (2)	75.67	0.699	15:05:04.427
5 -	1:35.556	46.753	2:22.309	75.10	1.773	15:07:26.736

P12 95 J		Greg MARSHALL		Kawasaki NINJA 300 - Mum & Dad; HEL Performance		
IDEAL LAP TIME : 2:19.832		BEST LAP TIME : 2:19.832		DIFFERENCE : 0.000		
LAP	SECTOR 1	SECTOR 2	LAP TIME	MPH	DIFF	TIME OF DAY
1 -		48.081	2:30.351	71.08	10.519	14:58:02.399
2 -	1:34.089	46.607	2:20.696 (2)	75.96	0.864	15:00:23.095
3 -	1:34.251	46.652	2:20.903 (3)	75.85	1.071	15:02:43.998
4 -	<b>1:33.569</b>	<b>46.263</b>	<b>2:19.832 (1)</b>	<b>76.43</b>		<b>15:05:03.830</b>
5 -	1:36.387	46.947	2:23.334	74.56	3.502	15:07:27.164

# BMCRC - MRO Championships 2022 - Rnd 3 @ Snetterton 300

## ACU Team Green Junior Cup & Senior 300

### RACE 8 - SECTOR ANALYSIS



SECTOR 1 = FL to I1, SECTOR 2 = I1 to FL, DIFF = Difference To Personal Best Lap, P = Crossed Finish Line in Pit Lane, D = Time Disallowed

<b>P13 27 J Felix DORLING</b>		Kawasaki NINJA 400 - Kernow Controls				
IDEAL LAP TIME : 2:21.433		BEST LAP TIME : 2:21.433		DIFFERENCE : 0.000		
LAP	SECTOR 1	SECTOR 2	LAP TIME	MPH	DIFF	TIME OF DAY
1 -		47.539	2:31.218	70.67	9.785	14:58:03.266
2 -	<b>1:34.162</b>	<b>47.271</b>	<b>2:21.433 (1)</b>	<b>75.56</b>		<b>15:00:24.699</b>
3 -	1:34.925	47.865	2:22.790 (2)	74.85	1.357	15:02:47.489
4 -	1:36.279	48.293	2:24.572 (3)	73.92	3.139	15:05:12.061
5 -	1:36.859	48.919	2:25.778	73.31	4.345	15:07:37.839

<b>P14 62 S Nicholas BETTRIDGE</b>		Kawasaki NINJA - Weald builders				
IDEAL LAP TIME : 2:23.843		BEST LAP TIME : 2:23.843		DIFFERENCE : 0.000		
LAP	SECTOR 1	SECTOR 2	LAP TIME	MPH	DIFF	TIME OF DAY
1 -		48.152	2:33.229	69.75	9.386	14:58:05.277
2 -	1:36.775	48.285	2:25.060 (2)	73.68	1.217	15:00:30.337
3 -	1:37.021	48.531	2:25.552	73.43	1.709	15:02:55.889
4 -	1:36.993	48.163	2:25.156 (3)	73.63	1.313	15:05:21.045
5 -	<b>1:36.035</b>	<b>47.808</b>	<b>2:23.843 (1)</b>	<b>74.30</b>		<b>15:07:44.888</b>

<b>P15 0 S Elizabeth CLEAVER</b>		Kawasaki NINJA 400 -				
IDEAL LAP TIME : 2:23.986		BEST LAP TIME : 2:23.986		DIFFERENCE : 0.000		
LAP	SECTOR 1	SECTOR 2	LAP TIME	MPH	DIFF	TIME OF DAY
1 -		47.893	2:33.740	69.52	9.754	14:58:05.788
2 -	<b>1:36.233</b>	<b>47.753</b>	<b>2:23.986 (1)</b>	<b>74.23</b>		<b>15:00:29.774</b>
3 -	1:37.079	49.130	2:26.209	73.10	2.223	15:02:55.983
4 -	1:36.567	48.179	2:24.746 (3)	73.84	0.760	15:05:20.729
5 -	1:36.882	47.798	2:24.680 (2)	73.87	0.694	15:07:45.409

<b>P16 155 J Brandon BAKER</b>		Kawasaki NINJA 300 - K-66, ION.				
IDEAL LAP TIME : 2:25.266		BEST LAP TIME : 2:25.362		DIFFERENCE : 0.096		
LAP	SECTOR 1	SECTOR 2	LAP TIME	MPH	DIFF	TIME OF DAY
1 -		<b>48.394</b>	2:35.433	68.76	10.071	14:58:07.481
2 -	1:37.343	49.340	2:26.683 (2)	72.86	1.321	15:00:34.164
3 -	1:38.496	49.467	2:27.963	72.23	2.601	15:03:02.127
4 -	1:37.975	49.006	2:26.981 (3)	72.71	1.619	15:05:29.108
5 -	<b>1:36.872</b>	48.490	<b>2:25.362 (1)</b>	<b>73.52</b>		<b>15:07:54.470</b>

<b>P17 10 S Mike BRUNSDON</b>		Kawasaki NINJA 400 - CF Fairford				
IDEAL LAP TIME : 2:26.060		BEST LAP TIME : 2:26.273		DIFFERENCE : 0.213		
LAP	SECTOR 1	SECTOR 2	LAP TIME	MPH	DIFF	TIME OF DAY
1 -		<b>48.402</b>	2:34.227	69.30	7.954	14:58:06.275
2 -	1:37.925	48.937	2:26.862 (2)	72.77	0.589	15:00:33.137
3 -	1:38.738	49.280	2:28.018	72.20	1.745	15:03:01.155
4 -	1:38.578	48.488	2:27.066 (3)	72.67	0.793	15:05:28.221
5 -	<b>1:37.658</b>	48.615	<b>2:26.273 (1)</b>	<b>73.06</b>		<b>15:07:54.494</b>

<b>P18 44 J Sam GREEN</b>		Kawasaki NINJA 300 -				
IDEAL LAP TIME : 2:25.392		BEST LAP TIME : 2:25.392		DIFFERENCE : 0.000		
LAP	SECTOR 1	SECTOR 2	LAP TIME	MPH	DIFF	TIME OF DAY
1 -		49.458	2:36.755	68.18	11.363	14:58:08.803
2 -	1:37.446	48.588	2:26.034 (2)	73.18	0.642	15:00:34.837
3 -	1:37.495	49.614	2:27.109 (3)	72.65	1.717	15:03:01.946
4 -	1:38.009	49.748	2:27.757	72.33	2.365	15:05:29.703
5 -	<b>1:37.271</b>	<b>48.121</b>	<b>2:25.392 (1)</b>	<b>73.51</b>		<b>15:07:55.095</b>

# BMCRC - MRO Championships 2022 - Rnd 3 @ Snetterton 300

## ACU Team Green Junior Cup & Senior 300

### RACE 8 - SECTOR ANALYSIS



SECTOR 1 = FL to I1, SECTOR 2 = I1 to FL, DIFF = Difference To Personal Best Lap, P = Crossed Finish Line in Pit Lane, D = Time Disallowed

P19 67 J		Iwan JONES		Kawasaki NINJA 300 - Danosh Services Ltd			
IDEAL LAP TIME : 2:25.913		BEST LAP TIME : 2:25.913		DIFFERENCE : 0.000			
LAP	SECTOR 1	SECTOR 2	LAP TIME	MPH	DIFF	TIME OF DAY	
1 -		48.462	2:36.799	68.16	10.886	14:58:08.847	
2 -	1:37.933	48.540	2:26.473 (2)	72.96	0.560	15:00:35.320	
3 -	1:37.820	49.667	2:27.487	72.46	1.574	15:03:02.807	
4 -	1:37.798	49.343	2:27.141 (3)	72.63	1.228	15:05:29.948	
5 -	<b>1:37.569</b>	<b>48.344</b>	<b>2:25.913 (1)</b>	<b>73.24</b>		<b>15:07:55.861</b>	

P20 70 S		Justin WHITE		Kawasaki NINJA 400 - Just In Graphics			
IDEAL LAP TIME : 2:26.573		BEST LAP TIME : 2:26.990		DIFFERENCE : 0.417			
LAP	SECTOR 1	SECTOR 2	LAP TIME	MPH	DIFF	TIME OF DAY	
1 -		<b>48.746</b>	2:36.842	68.14	9.852	14:58:08.890	
2 -	<b>1:37.827</b>	49.163	<b>2:26.990 (1)</b>	<b>72.71</b>		<b>15:00:35.880</b>	
3 -	1:38.200	49.184	2:27.384 (3)	72.51	0.394	15:03:03.264	
4 -	1:38.572	49.120	2:27.692	72.36	0.702	15:05:30.956	
5 -	1:38.089	49.110	2:27.199 (2)	72.60	0.209	15:07:58.155	

P21 66 S		Mark SMITH		Kawasaki NINJA 300 - MHP EXHAUST'S			
IDEAL LAP TIME : 2:25.703		BEST LAP TIME : 2:26.145		DIFFERENCE : 0.442			
LAP	SECTOR 1	SECTOR 2	LAP TIME	MPH	DIFF	TIME OF DAY	
1 -		<b>48.369</b>	2:35.084	68.91	8.939	14:58:07.132	
2 -	<b>1:37.334</b>	48.811	<b>2:26.145 (1)</b>	<b>73.13</b>		<b>15:00:33.277</b>	
3 -	1:38.860	49.170	2:28.030 (2)	72.20	1.885	15:03:01.307	
4 -	1:38.514	52.104	2:30.618	70.96	4.473	15:05:31.925	
5 -	1:39.637	49.276	2:28.913 (3)	71.77	2.768	15:08:00.838	

P22 32 S		Conor MURRAY		Kawasaki NINJA 300 -			
IDEAL LAP TIME : 2:26.095		BEST LAP TIME : 2:26.095		DIFFERENCE : 0.000			
LAP	SECTOR 1	SECTOR 2	LAP TIME	MPH	DIFF	TIME OF DAY	
1 -		48.756	2:33.964	69.41	7.869	14:58:06.012	
2 -	1:38.123	48.943	2:27.066 (3)	72.67	0.971	15:00:33.078	
3 -	1:38.767	49.331	2:28.098	72.16	2.003	15:03:01.176	
4 -	1:38.542	48.421	2:26.963 (2)	72.72	0.868	15:05:28.139	
5 -	<b>1:37.687</b>	<b>48.408</b>	<b>2:26.095 (1)</b>	<b>73.15</b>		<b>15:07:54.234</b>	

P23 56 S		Jack WOLFF		Kawasaki NINJA 300 -			
IDEAL LAP TIME : 2:28.495		BEST LAP TIME : 2:29.014		DIFFERENCE : 0.519			
LAP	SECTOR 1	SECTOR 2	LAP TIME	MPH	DIFF	TIME OF DAY	
1 -		<b>49.556</b>	2:39.304	67.09	10.290	14:58:11.352	
2 -	<b>1:38.939</b>	50.075	<b>2:29.014 (1)</b>	<b>71.72</b>		<b>15:00:40.366</b>	
3 -	1:40.202	50.481	2:30.683	70.93	1.669	15:03:11.049	
4 -	1:39.994	50.268	2:30.262 (2)	71.12	1.248	15:05:41.311	
5 -	1:40.035	50.562	2:30.597 (3)	70.97	1.583	15:08:11.908	

P24 48 S		Kevin SABBARTON		Kawasaki NINJA 300 -			
IDEAL LAP TIME : 2:28.690		BEST LAP TIME : 2:29.721		DIFFERENCE : 1.031			
LAP	SECTOR 1	SECTOR 2	LAP TIME	MPH	DIFF	TIME OF DAY	
1 -		<b>49.289</b>	2:38.792	67.30	9.071	14:58:10.840	
2 -	1:39.732	49.989	<b>2:29.721 (1)</b>	<b>71.38</b>		<b>15:00:40.561</b>	
3 -	1:40.587	50.339	2:30.926	70.81	1.205	15:03:11.487	
4 -	1:39.484	51.111	2:30.595 (3)	70.97	0.874	15:05:42.082	
5 -	<b>1:39.401</b>	50.820	2:30.221 (2)	71.14	0.500	15:08:12.303	

# BMCRC - MRO Championships 2022 - Rnd 3 @ Snetterton 300

## ACU Team Green Junior Cup & Senior 300

### RACE 8 - SECTOR ANALYSIS



SECTOR 1 = FL to I1, SECTOR 2 = I1 to FL, DIFF = Difference To Personal Best Lap, P = Crossed Finish Line in Pit Lane, D = Time Disallowed

P25 400 S		Stuart THURTLÉ		Kawasaki NINJA 400 - TeamTortoise Racing			
IDEAL LAP TIME : 2:28.275		BEST LAP TIME : 2:29.326		DIFFERENCE : 1.051			
LAP	SECTOR 1	SECTOR 2	LAP TIME	MPH	DIFF	TIME OF DAY	
1 -		<b>49.825</b>	2:41.269	66.27	11.943	14:58:13.317	
2 -	1:40.826	50.101	2:30.927	70.81	1.601	15:00:44.244	
3 -	1:39.138	50.828	2:29.966 (3)	71.27	0.640	15:03:14.210	
4 -	1:39.303	50.033	2:29.336 (2)	71.57	0.010	15:05:43.546	
5 -	<b>1:38.450</b>	50.876	<b>2:29.326 (1)</b>	<b>71.57</b>		<b>15:08:12.872</b>	

P26 173 S		Jason HEANAN		Kawasaki NINJA 300 -			
IDEAL LAP TIME : 2:28.822		BEST LAP TIME : 2:29.534		DIFFERENCE : 0.712			
LAP	SECTOR 1	SECTOR 2	LAP TIME	MPH	DIFF	TIME OF DAY	
1 -		<b>49.343</b>	2:38.176	67.57	8.642	14:58:10.224	
2 -	1:42.092	50.383	2:32.475	70.09	2.941	15:00:42.699	
3 -	1:40.508	49.840	2:30.348 (2)	71.08	0.814	15:03:13.047	
4 -	1:39.850	49.684	<b>2:29.534 (1)</b>	<b>71.47</b>		<b>15:05:42.581</b>	
5 -	<b>1:39.479</b>	51.281	2:30.760 (3)	70.89	1.226	15:08:13.341	

P27 18 J		George HIGGINS		Kawasaki NINJA 400 - Aztec Racing			
IDEAL LAP TIME : 2:30.146		BEST LAP TIME : 2:30.146		DIFFERENCE : 0.000			
LAP	SECTOR 1	SECTOR 2	LAP TIME	MPH	DIFF	TIME OF DAY	
1 -		51.559	2:43.984	65.17	13.838	14:58:16.032	
2 -	1:40.625	50.908	2:31.533	70.53	1.387	15:00:47.565	
3 -	1:39.909	51.215	2:31.124 (2)	70.72	0.978	15:03:18.689	
4 -	<b>1:39.897</b>	<b>50.249</b>	<b>2:30.146 (1)</b>	<b>71.18</b>		<b>15:05:48.835</b>	
5 -	1:40.646	50.694	2:31.340 (3)	70.62	1.194	15:08:20.175	

P28 73 S		Jemma HANNAFORD		Kawasaki NINJA 300 -			
IDEAL LAP TIME : 2:31.895		BEST LAP TIME : 2:31.895		DIFFERENCE : 0.000			
LAP	SECTOR 1	SECTOR 2	LAP TIME	MPH	DIFF	TIME OF DAY	
1 -		51.229	2:45.350	64.63	13.455	14:58:17.398	
2 -	1:42.232	50.657	2:32.889 (2)	69.90	0.994	15:00:50.287	
3 -	1:41.516	53.075	2:34.591	69.13	2.696	15:03:24.878	
4 -	<b>1:41.279</b>	<b>50.616</b>	<b>2:31.895 (1)</b>	<b>70.36</b>		<b>15:05:56.773</b>	
5 -	1:42.034	51.769	2:33.803 (3)	69.49	1.908	15:08:30.576	

P29 41 S		Stephen ROBEY		Kawasaki NINJA 250 - A&L Composites			
IDEAL LAP TIME : 2:33.396		BEST LAP TIME : 2:33.653		DIFFERENCE : 0.257			
LAP	SECTOR 1	SECTOR 2	LAP TIME	MPH	DIFF	TIME OF DAY	
1 -		51.067	2:42.904	65.60	9.251	14:58:14.952	
2 -	1:43.117	<b>51.028</b>	2:34.145 (3)	69.33	0.492	15:00:49.097	
3 -	1:42.643	51.816	2:34.459	69.19	0.806	15:03:23.556	
4 -	1:42.763	51.332	2:34.095 (2)	69.36	0.442	15:05:57.651	
5 -	<b>1:42.368</b>	51.285	<b>2:33.653 (1)</b>	<b>69.55</b>		<b>15:08:31.304</b>	

P30 54 S		Ben SCOTT		Kawasaki NINJA 250 - GI Landscapes VampTech			
IDEAL LAP TIME : 2:33.681		BEST LAP TIME : 2:33.985		DIFFERENCE : 0.304			
LAP	SECTOR 1	SECTOR 2	LAP TIME	MPH	DIFF	TIME OF DAY	
1 -		51.792	2:45.963	64.40	11.978	14:58:18.011	
2 -	1:42.585	<b>51.400</b>	<b>2:33.985 (1)</b>	<b>69.40</b>		<b>15:00:51.996</b>	
3 -	1:42.629	51.805	2:34.434 (3)	69.20	0.449	15:03:26.430	
4 -	1:42.719	51.871	2:34.590	69.13	0.605	15:06:01.020	
5 -	<b>1:42.281</b>	52.076	2:34.357 (2)	69.24	0.372	15:08:35.377	



# BMCRC - MRO Championships 2022 - Rnd 3 @ Snetterton 300

## ACU Team Green Junior Cup & Senior 300

### RACE 8 - SECTOR ANALYSIS



SECTOR 1 = FL to I1, SECTOR 2 = I1 to FL, DIFF = Difference To Personal Best Lap, P = Crossed Finish Line in Pit Lane, D = Time Disallowed

P31		4 S		Nigel FRANKLIN		Kawasaki NINJA - Jane Franklin	
IDEAL LAP TIME : 2:36.669		BEST LAP TIME : 2:36.916		DIFFERENCE : 0.247			
LAP	SECTOR 1	SECTOR 2	LAP TIME	MPH	DIFF	TIME OF DAY	
1 -		53.003	2:49.049	63.22	12.133	14:58:21.097	
2 -	1:45.470	52.701	2:38.171 (3)	67.57	1.255	15:00:59.268	
3 -	1:44.860	<b>52.385</b>	2:37.245 (2)	67.97	0.329	15:03:36.513	
4 -	1:44.992	53.340	2:38.332	67.50	1.416	15:06:14.845	
5 -	<b>1:44.284</b>	52.632	<b>2:36.916 (1)</b>	<b>68.11</b>		<b>15:08:51.761</b>	

P32		33 J		Patrick KLINGE		Kawasaki NINJA 300 -	
IDEAL LAP TIME : 2:57.366		BEST LAP TIME : 2:58.502		DIFFERENCE : 1.136			
LAP	SECTOR 1	SECTOR 2	LAP TIME	MPH	DIFF	TIME OF DAY	
1 -		<b>1:00.140</b>	3:16.398	54.42	17.896	14:58:48.446	
2 -	<b>1:57.226</b>	1:01.645	2:58.871 (2)	59.75	0.369	15:01:47.317	
3 -	1:58.197	1:00.305	<b>2:58.502 (1)</b>	<b>59.87</b>		<b>15:04:45.819</b>	
4 -	1:57.553	1:01.433	2:58.986 (3)	59.71	0.484	15:07:44.805	

P33		91 J		Sam HIRST		Kawasaki NINJA - Valley Racing	
IDEAL LAP TIME : 2:17.926		BEST LAP TIME : 2:18.551		DIFFERENCE : 0.625			
LAP	SECTOR 1	SECTOR 2	LAP TIME	MPH	DIFF	TIME OF DAY	
1 -		46.626	2:27.708	72.35	9.157	14:57:59.756	
2 -	<b>1:32.524</b>	46.269	2:18.793 (2)	77.00	0.242	15:00:18.549	
3 -	1:32.765	46.212	2:18.977 (3)	76.90	0.426	15:02:37.526	
4 -	1:33.149	<b>45.402</b>	<b>2:18.551 (1)</b>	<b>77.14</b>		<b>15:04:56.077</b>	

P34		118 J		Max HALL		Kawasaki NINJA 300 - Racecraft rider development	
IDEAL LAP TIME : 2:20.034		BEST LAP TIME : 2:20.532		DIFFERENCE : 0.498			
LAP	SECTOR 1	SECTOR 2	LAP TIME	MPH	DIFF	TIME OF DAY	
1 -		46.858	2:28.113	72.16	7.581	14:58:00.161	
2 -	<b>1:33.523</b>	47.009	<b>2:20.532 (1)</b>	<b>76.05</b>		<b>15:00:20.693</b>	
3 -	1:34.259	<b>46.511</b>	2:20.770 (2)	75.92	0.238	15:02:41.463	
4 -	1:34.187	46.974	2:21.161 (3)	75.71	0.629	15:05:02.624	

P35		77 J		Joe WHITE		Kawasaki NINJA 400 - Just In Graphics /MZ CONTRACTS/ Silver	
IDEAL LAP TIME : 2:18.755		BEST LAP TIME : 2:18.755		DIFFERENCE : 0.000			
LAP	SECTOR 1	SECTOR 2	LAP TIME	MPH	DIFF	TIME OF DAY	
1 -		46.141	2:27.082	72.66	8.327	14:57:59.130	
2 -	<b>1:32.855</b>	<b>45.900</b>	<b>2:18.755 (1)</b>	<b>77.02</b>		<b>15:00:17.885</b>	

P36		58 S		Chris ROSE		Kawasaki NINJA 300 - Rose mot Centre	
IDEAL LAP TIME : 2:34.835		BEST LAP TIME :		DIFFERENCE :			
LAP	SECTOR 1	SECTOR 2	LAP TIME	MPH	DIFF	TIME OF DAY	
1 -		<b>51.404</b>	2:44.852	64.83		14:58:16.900	

# BMCRC - MRO Championships 2022 - Rnd 3 @ Snetterton 300

## ACU Team Green Junior Cup & Senior 300

### RACE 8 - BEST SECTORS

SECTOR 1			SECTOR 2			IDEAL / BEST COMPARISON						
POS	NO	NAME	TIME	NO	NAME	TIME	POS	NO	NAME	IDEAL	BEST	DIFF
									<b>PERFECT LAP</b>	<b>2:16.204</b>		
1	125	JOLLIFFE	1:31.475	777	HARDY	44.729	1	60	DOCHERTY	2:16.623	2:16.921	0.298
2	60	DOCHERTY	1:31.648	8	ATKINSON	44.917	2	8	ATKINSON	2:16.731	2:16.731	0.000
3	8	ATKINSON	1:31.814	60	DOCHERTY	44.975	3	777	HARDY	2:16.782	2:16.782	0.000
4	777	HARDY	1:32.053	125	JOLLIFFE	45.386	4	125	JOLLIFFE	2:16.861	2:17.169	0.308
5	91	HIRST	1:32.524	91	HIRST	45.402	5	91	HIRST	2:17.926	2:18.551	0.625
6	35	WESTON	1:32.729	311	WARD	45.602	6	311	WARD	2:18.576	2:19.529	0.953
7	19	O'MARA	1:32.754	34	ARBON	45.640	7	19	O'MARA	2:18.585	2:18.955	0.370
8	77	WHITE	1:32.855	20	MUIR	45.772	8	77	WHITE	2:18.755	2:18.755	0.000
9	311	WARD	1:32.974	19	O'MARA	45.831	9	34	ARBON	2:18.852	2:19.344	0.492
10	131	MELLOR	1:33.171	77	WHITE	45.900	10	131	MELLOR	2:19.113	2:19.502	0.389
11	34	ARBON	1:33.212	131	MELLOR	45.942	11	35	WESTON	2:19.127	2:19.564	0.437
12	97	PLATT	1:33.391	97	PLATT	46.256	12	20	MUIR	2:19.222	2:19.538	0.316
13	20	MUIR	1:33.450	95	MARSHALL	46.263	13	97	PLATT	2:19.647	2:20.536	0.889
14	118	HALL	1:33.523	35	WESTON	46.398	14	95	MARSHALL	2:19.832	2:19.832	0.000
15	95	MARSHALL	1:33.569	118	HALL	46.511	15	118	HALL	2:20.034	2:20.532	0.498
16	27	DORLING	1:34.162	27	DORLING	47.271	16	27	DORLING	2:21.433	2:21.433	0.000
17	62	BETTRIDGE	1:36.035	0	CLEAVER	47.753	17	62	BETTRIDGE	2:23.843	2:23.843	0.000
18	0	CLEAVER	1:36.233	62	BETTRIDGE	47.808	18	0	CLEAVER	2:23.986	2:23.986	0.000
19	155	BAKER	1:36.872	44	GREEN	48.121	19	155	BAKER	2:25.266	2:25.362	0.096
20	44	GREEN	1:37.271	67	JONES	48.344	20	44	GREEN	2:25.392	2:25.392	0.000
21	66	SMITH	1:37.334	66	SMITH	48.369	21	66	SMITH	2:25.703	2:26.145	0.442
22	67	JONES	1:37.569	155	BAKER	48.394	22	67	JONES	2:25.913	2:25.913	0.000
23	10	BRUNSDON	1:37.658	10	BRUNSDON	48.402	23	10	BRUNSDON	2:26.060	2:26.273	0.213
24	32	MURRAY	1:37.687	32	MURRAY	48.408	24	32	MURRAY	2:26.095	2:26.095	0.000
25	70	WHITE	1:37.827	70	WHITE	48.746	25	70	WHITE	2:26.573	2:26.990	0.417
26	400	THURTL	1:38.450	48	SABBARTON	49.289	26	400	THURTL	2:28.275	2:29.326	1.051
27	56	WOLFF	1:38.939	173	HEANAN	49.343	27	56	WOLFF	2:28.495	2:29.014	0.519
28	48	SABBARTON	1:39.401	56	WOLFF	49.556	28	48	SABBARTON	2:28.690	2:29.721	1.031
29	173	HEANAN	1:39.479	400	THURTL	49.825	29	173	HEANAN	2:28.822	2:29.534	0.712
30	18	HIGGINS	1:39.897	18	HIGGINS	50.249	30	18	HIGGINS	2:30.146	2:30.146	0.000
31	73	HANNAFORD	1:41.279	73	HANNAFORD	50.616	31	73	HANNAFORD	2:31.895	2:31.895	0.000
32	54	SCOTT	1:42.281	41	ROBEY	51.028	32	41	ROBEY	2:33.396	2:33.653	0.257
33	41	ROBEY	1:42.368	54	SCOTT	51.400	33	54	SCOTT	2:33.681	2:33.985	0.304
34	58	ROSE	1:43.431	58	ROSE	51.404	34	58	ROSE	2:34.835		
35	4	FRANKLIN	1:44.284	4	FRANKLIN	52.385	35	4	FRANKLIN	2:36.669	2:36.916	0.247
36	33	KLINGE	1:57.226	33	KLINGE	1:00.140	36	33	KLINGE	2:57.366	2:58.502	1.136
37												
38												
39												

# BMCRC - MRO Championships 2022 - Rnd 3 @ Snetterton 300

## ACU Team Green Junior Cup & Senior 300

### RACE 8 - STATISTICS

**Competitors Started** 38  
**Planned Start** 2022-05-07 @ 14:45:00.000  
**Actual Start** 2022-05-07 @ 14:55:32.047  
**Finish Time** 2022-05-07 @ 15:07:08.645  
**Track Length** 2.9689mi.  
**Total Laps** 170  
**Total Distance Covered** 504.7149mi.

#### Session Fastest Lap History

NO	CL	NAME	LAP TIME	TIME OF DAY	LAP	VEHICLE
777	J	Maximus HARDY	2:18.869	15:00:16.603	2	Kawasaki NINJA 400
77	J	Joe WHITE	2:18.755	15:00:17.891	2	Kawasaki NINJA 400
777	J	Maximus HARDY	2:17.562	15:02:34.164	3	Kawasaki NINJA 400
60	J	Lennon DOCHERTY	2:17.285	15:02:34.717	3	Kawasaki NINJA 400
777	J	Maximus HARDY	2:16.782	15:04:50.947	4	Kawasaki NINJA 400
8	S	Phil ATKINSON	2:16.731	15:04:51.258	4	Kawasaki NINJA 400

#### Session Leader History

NO	CL	NAME	FROM LAP	LAPS LED	DISTANCE	VEHICLE
777	J	Maximus HARDY	1	4	11.87 miles	Kawasaki NINJA 400
8	S	Phil ATKINSON	5	1	2.96 miles	Kawasaki NINJA 400

#### Flag History

TYPE	TIME OF DAY
GREEN	14:55:32.047
FINISH	15:07:08.645

#### Flag Statistics

TYPE	COUNT	TOTAL LAPS	TOTAL TIME
Green	1	5	13:26.450
Red	0	0	0.000
Safety Car	0	0	0.000
FCY	0	0	0.000

# BMCRC - MRO Championships 2022 - Rnd 3 @ Snetterton 300

## ACU Team Green Junior Cup & Senior 300

### RACE 8 - STATISTICS

CLASS : J

22 Starters

#### Fastest Lap History

NO	NAME	LAP TIME	TIME OF DAY	LAP	VEHICLE
777	Maximus HARDY	2:18.869	15:00:16.603	2	Kawasaki NINJA 400
77	Joe WHITE	2:18.755	15:00:17.891	2	Kawasaki NINJA 400
777	Maximus HARDY	2:17.562	15:02:34.164	3	Kawasaki NINJA 400
60	Lennon DOCHERTY	2:17.285	15:02:34.717	3	Kawasaki NINJA 400
777	Maximus HARDY	2:16.782	15:04:50.947	4	Kawasaki NINJA 400

#### Leader History

NO	NAME	FROM LAP	LAPS LED	DISTANCE	VEHICLE
777	Maximus HARDY	1	5	14.84 miles	Kawasaki NINJA 400

# BMCRC - MRO Championships 2022 - Rnd 3 @ Snetterton 300

## ACU Team Green Junior Cup & Senior 300

### RACE 8 - STATISTICS

**CLASS : S**

16 Starters

#### Fastest Lap History

NO	NAME	LAP TIME	TIME OF DAY	LAP	VEHICLE
8	Phil ATKINSON	<b>2:19.121</b>	15:00:16.936	2	Kawasaki NINJA 400
8	Phil ATKINSON	<b>2:17.591</b>	15:02:34.527	3	Kawasaki NINJA 400
8	Phil ATKINSON	<b>2:16.731</b>	15:04:51.258	4	Kawasaki NINJA 400

#### Leader History

NO	NAME	FROM LAP	LAPS LED	DISTANCE	VEHICLE
8	Phil ATKINSON	1	5	14.84 miles	Kawasaki NINJA 400

# BMCRC - MRO Championships 2022 - Rnd 3 @ Snetterton 300



## ACU Team Green Junior Cup & Senior 300

### RACE 17 - GRID (5 Laps)



ROW 13	39	23	Saskya BUSH	38	58	Chris ROSE	37	33	Patrick KLINGE	2:58.502
ROW 12	36	4	Nigel FRANKLIN	35	54	Ben SCOTT	34	41	Stephen ROBEY	2:36.916 2:33.985 2:33.653
ROW 11	33	73	Jemma HANNAFORD	32	18	George HIGGINS	31	48	Kevin SABBARTON	2:31.895 2:30.146 2:29.721
ROW 10	30	50	Jay YELDHAM	29	173	Jason HEANAN	28	400	Stuart THURTLÉ	2:29.534 2:29.326
ROW 9	27	56	Jack WOLFF	26	70	Justin WHITE	25	10	Mike BRUNSDON	2:29.014 2:26.990 2:26.273
ROW 8	24	66	Mark SMITH	23	32	Conor MURRAY	22	67	Iwan JONES	2:26.145 2:26.095 2:25.913
ROW 7	21	44	Sam GREEN	20	31	Robbie PARK	19	155	Brandon BAKER	2:25.392 2:25.362
ROW 6	18	0	Elizabeth CLEAVER	17	62	Nicholas BETTRIDGE	16	27	Felix DORLING	2:23.986 2:23.843 2:21.433
ROW 5	15	97	Ben PLATT	14	118	Max HALL	13	95	Greg MARSHALL	2:20.536 2:20.532 2:19.832
ROW 4	12	35	Zack WESTON	11	20	Jack MUIR	10	311	Nathan-Ellis WARD	2:19.564 2:19.538 2:19.529
ROW 3	9	131	Dylan MELLOR	8	34	Oliver ARBON	7	19	James O'MARA	2:19.502 2:19.344 2:18.955
ROW 2	6	77	Joe WHITE	5	91	Sam HIRST	4	125	Ben JOLLIFFE	2:18.755 2:18.551 2:17.169
ROW 1	3	60	Lennon DOCHERTY	2	777	Maximus HARDY	1	8	Phil ATKINSON	2:16.921 2:16.782 2:16.731
<b>Pole</b>										

Snetterton 300: 2.9689 miles

These results are provisional until the conclusion of any judicial and technical matters.

Clerk Of Course :	Stewards :	Timekeeper : Craig Smith
-------------------	------------	--------------------------

Results can be found at [www.tsl-timing.com](http://www.tsl-timing.com)

Printed - 15:15 Saturday, 07 May 2022



# BMCRC - MRO Championships 2022 - Rnd 3 @ Snetterton 300



## ACU Team Green Junior Cup & Senior 300

### RACE 17 - CLASSIFICATION

# Kawasaki

POS	NO	CL	PIC NAME	ENTRY	LAPS	TIME	GAP	DIFF	MPH	BEST	ON
1	777	J	1 Maximus HARDY	Kawasaki NINJA 400 - DAD	5	11:35.507			76.83	2:17.144	5
2	8	S	1 Phil ATKINSON	Kawasaki NINJA 400 - ROSE MOT/Q Oil Treatments	5	11:36.218	0.711	0.711	76.75	2:17.815	5
3	60	J	2 Lennon DOCHERTY	Kawasaki NINJA 400 - Doc Fit Training	5	11:36.309	0.802	0.091	76.74	2:17.004	5
4	125	J	3 Ben JOLLIFFE	Kawasaki NINJA 300 -	5	11:41.109	5.602	4.800	76.22	2:18.358	3
5	97	J	4 Ben PLATT	Kawasaki NINJA 400 - adss ltd	5	11:44.327	8.820	3.218	75.87	2:18.372	4
6	35	J	5 Zack WESTON	Kawasaki NINJA 400 - NW Racing	5	11:44.526	9.019	0.199	75.85	2:18.269	4
7	19	J	6 James O'MARA	Kawasaki NINJA 400 - BRP Machining Ltd	5	11:45.867	10.360	1.341	75.70	2:19.082	4
8	34	J	7 Oliver ARBON	Kawasaki NINJA 400 - tt plumbing and heating	5	11:56.876	21.369	11.009	74.54	2:21.070	4
9	27	J	8 Felix DORLING	Kawasaki NINJA 400 - Kernow Controls	5	11:58.251	22.744	1.375	74.40	2:21.175	3
10	20	J	9 Jack MUIR	Kawasaki NINJA 400 -	5	11:59.129	23.622	0.878	74.31	2:21.538	5
11	95	J	10 Greg MARSHALL	Kawasaki NINJA 300 - Mum & Dad; HEL Performanc	5	11:59.152	23.645	0.023	74.31	2:21.838	5
12	0	S	2 Elizabeth CLEAVER	Kawasaki NINJA 400 -	5	12:08.529	33.022	9.377	73.35	2:23.244	3
13	62	S	3 Nicholas BETTRIDGE	Kawasaki NINJA - Weald builders	5	12:14.748	39.241	6.219	72.73	2:25.164	4
14	155	J	11 Brandon BAKER	Kawasaki NINJA 300 - K-66, ION.	5	12:21.186	45.679	6.438	72.10	2:25.003	4
15	32	S	4 Conor MURRAY	Kawasaki NINJA 300 -	5	12:23.706	48.199	2.520	71.85	2:26.014	5
16	31	J	12 Robbie PARK	Kawasaki NINJA - Friends & Family	5	12:23.820	48.313	0.114	71.84	2:26.048	5
17	10	S	5 Mike BRUNSDON	Kawasaki NINJA 400 - CF Fairford	5	12:24.043	48.536	0.223	71.82	2:25.630	5
18	70	S	6 Justin WHITE	Kawasaki NINJA 400 - Just In Graphics	5	12:25.257	49.750	1.214	71.70	2:26.306	5
19	66	S	7 Mark SMITH	Kawasaki NINJA 300 - MHP EXHAUST'S	5	12:26.314	50.807	1.057	71.60	2:27.237	4
20	67	J	13 Iwan JONES	Kawasaki NINJA 300 - Danosh Services Ltd	5	12:34.527	59.020	8.213	70.82	2:27.332	4
21	44	J	14 Sam GREEN	Kawasaki NINJA 300 -	5	12:39.066	1:03.559	4.539	70.40	2:28.996	3
22	50	J	15 Jay YELDHAM	Kawasaki NINJA 400 - WKD Installations	5	12:41.333	1:05.826	2.267	70.19	2:27.874	5
23	400	S	8 Stuart THURTLIE	Kawasaki NINJA 400 - TeamTortoise Racing	5	12:41.936	1:06.429	0.603	70.13	2:28.097	5
24	48	S	9 Kevin SABBARTON	Kawasaki NINJA 300 -	5	12:43.613	1:08.106	1.677	69.98	2:28.773	3
25	73	S	10 Jemma HANNAFORD	Kawasaki NINJA 300 -	5	12:52.690	1:17.183	9.077	69.16	2:30.971	5
26	173	S	11 Jason HEANAN	Kawasaki NINJA 300 -	5	12:53.769	1:18.262	1.079	69.06	2:31.347	5
27	18	J	16 George HIGGINS	Kawasaki NINJA 400 - Aztec Racing	5	12:58.400	1:22.893	4.631	68.65	2:29.914	4
28	41	S	12 Stephen ROBEY	Kawasaki NINJA 250 - A&L Composites	5	12:58.800	1:23.293	0.400	68.61	2:32.326	4
29	54	S	13 Ben SCOTT	Kawasaki NINJA 250 - GI Landscapes VampTech	5	13:03.040	1:27.533	4.240	68.24	2:33.436	4
30	4	S	14 Nigel FRANKLIN	Kawasaki NINJA - Jane Franklin	5	13:38.922	2:03.415	35.882	65.25	2:37.426	5
31	33	J	17 Patrick KLINGE	Kawasaki NINJA 300 -	4	11:52.296	1 Lap	1 Lap	60.02	2:52.591	4
32	23	S	15 Saskya BUSH	Kawasaki NINJA 300 -	4	12:21.051	1 Lap	28.755	57.69	2:59.199	4

#### NOT CLASSIFIED

DNF	311	J	Nathan-Ellis WARD	Kawasaki NINJA 300 - Zipped up racing	4	9:24.887	1 Lap		75.68	2:17.775	4
DNF	118	J	Max HALL	Kawasaki NINJA 300 - Racecraft rider development	4	9:37.397	1 Lap	12.510	74.04	2:21.507	3
DNF	56	S	Jack WOLFF	Kawasaki NINJA 300 -	0						

#### NOT STARTED

NS	131	J	Dylan MELLOR	Kawasaki NINJA 300 - BDS Motorcycles							
----	-----	---	--------------	--------------------------------------	--	--	--	--	--	--	--

#### FASTEST LAP

60	J	Lennon DOCHERTY	Kawasaki NINJA 400 - Doc Fit Training	5	2:17.004	78.01 mph	125.54 kph
8	S	Phil ATKINSON	Kawasaki NINJA 400 - ROSE MOT/Q Oil Treatments	5	2:17.815	77.55 mph	124.81 kph

Class J - 92.5% of Race Speed = 71.06 mph

Class S - 92.5% of Race Speed = 70.99 mph

Race Distance: 5 Laps / 14.84 miles

Snetterton 300: 2.9689 miles

Date: 07/05/2022 Start: 17:42 Finish: 17:53

Weather / Track : Bright / Dry

These results are provisional until the conclusion of any judicial and technical matters.

Clerk Of Course :	Stewards :	Timekeeper : Craig Smith
-------------------	------------	--------------------------

Results can be found at [www.tsl-timing.com](http://www.tsl-timing.com)

Printed - 17:56 Saturday, 07 May 2022



# BMCRC - MRO Championships 2022 - Rnd 3 @ Snetterton 300

## ACU Team Green Junior Cup & Senior 300

### RACE 17 - LAP CHART

#### LAP 1 @ 17:44:42.324

NO	BEHIND	LAP TIME
777		2:23.989
8	0.163	2:24.152
125	1.288	2:25.277
60	1.611	2:25.600
19	2.433	2:26.422
34	2.800	2:26.789
35	3.951	2:27.940
97	4.146	2:28.135
311	4.228	2:28.217
20	5.095	2:29.084
95	5.918	2:29.907
27	5.956	2:29.945
118	6.117	2:30.106
62	8.438	2:32.427
0	9.661	2:33.650
67	9.789	2:33.778
31	10.517	2:34.506
32	10.830	2:34.819
10	11.132	2:35.121
70	11.538	2:35.527
155	12.098	2:36.087
66	12.179	2:36.168
48	13.859	2:37.848
44	14.713	2:38.702
400	17.992	2:41.981
173	20.027	2:44.016
50	20.179	2:44.168
73	21.618	2:45.607
41	21.914	2:45.903
54	22.414	2:46.403
18	29.889	2:53.878
4	38.977	3:02.966
33	42.926	3:06.915
23	50.677	3:14.666

#### LAP 2 @ 17:47:01.000

NO	BEHIND	LAP TIME
777		2:18.676
8	0.017	2:18.530
60	0.379	2:17.444
125	1.550	2:18.938
35	4.817	2:19.542
19	4.899	2:21.142
97	5.330	2:19.860
311	5.572	2:20.020
34	8.903	2:24.779
20	9.557	2:23.138
118	10.198	2:22.757
27	10.564	2:23.284
95	10.852	2:23.610
0	15.348	2:24.363
62	15.945	2:26.183
31	19.248	2:27.407
10	20.002	2:27.546
32	20.019	2:27.865
155	20.353	2:26.931
70	20.436	2:27.574
66	21.026	2:27.523
67	27.151	2:36.038
44	27.961	2:31.924
48	29.202	2:34.019
400	31.608	2:32.292
50	33.947	2:32.444

173	34.182	2:32.831
73	36.137	2:33.195
41	37.178	2:33.940
54	38.597	2:34.859
18	43.404	2:32.191
4	1:01.537	2:41.236
33	1:20.360	2:56.110
23	1:35.695	3:03.694

#### LAP 3 @ 17:49:18.546

NO	BEHIND	LAP TIME
777		2:17.546
8	0.300	2:17.829
60	0.828	2:17.995
125	2.362	2:18.358
35	6.695	2:19.424
19	6.819	2:19.466
311	6.901	2:18.875
97	7.077	2:19.293
34	14.026	2:22.669
118	14.159	2:21.507
27	14.193	2:21.175
95	15.220	2:21.914
20	15.534	2:23.523
0	21.046	2:23.244
62	23.843	2:25.444
31	29.347	2:27.645
32	30.429	2:27.956
10	30.470	2:28.014
155	30.493	2:27.686
66	31.169	2:27.689
70	31.747	2:28.857
67	38.725	2:29.120
44	39.411	2:28.996
48	40.429	2:28.773
400	44.053	2:29.991
50	45.218	2:28.817
173	48.615	2:31.979
73	50.175	2:31.584
41	53.137	2:33.505
54	55.652	2:34.601
18	57.196	2:31.338
4	1:23.579	2:39.588
33	1:59.494	2:56.680

#### LAP 4 @ 17:51:36.698

NO	BEHIND	LAP TIME
777		2:18.152
8	0.040	2:17.892
60	0.942	2:18.266
23	1 Lap	3:03.492
125	3.861	2:19.651
311	6.524	2:17.775
35	6.812	2:18.269
97	7.297	2:18.372
19	7.749	2:19.082
34	16.944	2:21.070
27	18.001	2:21.960
95	18.951	2:21.883
118	19.034	2:23.027
20	19.228	2:21.846
0	26.158	2:23.264
62	30.855	2:25.164
155	37.344	2:25.003
32	39.329	2:27.052

31	39.409	2:28.214
10	40.050	2:27.732
66	40.254	2:27.237
70	40.588	2:26.993
67	47.905	2:27.332
44	50.375	2:29.116
48	54.198	2:31.921
50	55.096	2:28.030
400	55.476	2:29.575
73	1:03.356	2:31.333
173	1:04.059	2:33.596
41	1:07.311	2:32.326
18	1:08.958	2:29.914
54	1:10.936	2:33.436
4	1:43.133	2:37.706

#### LAP 5 @ 17:53:53.842

NO	BEHIND	LAP TIME
777		2:17.144
8	0.711	2:17.815
60	0.802	2:17.004
125	5.602	2:18.885
97	8.820	2:18.667
35	9.019	2:19.351
19	10.360	2:19.755
33	1 Lap	2:52.591
34	21.369	2:21.569
27	22.744	2:21.887
20	23.622	2:21.538
95	23.645	2:21.838
0	33.022	2:24.008
62	39.241	2:25.530
23	1 Lap	2:59.199
155	45.679	2:25.479
32	48.199	2:26.014
31	48.313	2:26.048
10	48.536	2:25.630
70	49.750	2:26.306
66	50.807	2:27.697
67	59.020	2:28.259
44	1:03.559	2:30.328
50	1:05.826	2:27.874
400	1:06.429	2:28.097
48	1:08.106	2:31.052
73	1:17.183	2:30.971
173	1:18.262	2:31.347
18	1:22.893	2:31.079
41	1:23.293	2:33.126
54	1:27.533	2:33.741
4	2:03.415	2:37.426



# BMCRC - MRO Championships 2022 - Rnd 3 @ Snetterton 300

## ACU Team Green Junior Cup & Senior 300

### RACE 17 - SECTOR ANALYSIS



SECTOR 1 = FL to I1, SECTOR 2 = I1 to FL, DIFF = Difference To Personal Best Lap, P = Crossed Finish Line in Pit Lane, D = Time Disallowed

P1 777 J		Maximus HARDY		Kawasaki NINJA 400 - DAD		
IDEAL LAP TIME : 2:17.144		BEST LAP TIME : 2:17.144		DIFFERENCE : 0.000		
LAP	SECTOR 1	SECTOR 2	LAP TIME	MPH	DIFF	TIME OF DAY
1 -		45.034	2:23.989	74.22	6.845	17:44:42.324
2 -	1:33.417	45.259	2:18.676	77.07	1.532	17:47:01.000
3 -	1:32.784	44.762	2:17.546 (2)	77.70	0.402	17:49:18.546
4 -	1:33.027	45.125	2:18.152 (3)	77.36	1.008	17:51:36.698
5 -	<b>1:32.584</b>	<b>44.560</b>	<b>2:17.144 (1)</b>	<b>77.93</b>		<b>17:53:53.842</b>

P2 8 S		Phil ATKINSON		Kawasaki NINJA 400 - ROSE MOT/Q Oil Treatments		
IDEAL LAP TIME : 2:17.052		BEST LAP TIME : 2:17.815		DIFFERENCE : 0.763		
LAP	SECTOR 1	SECTOR 2	LAP TIME	MPH	DIFF	TIME OF DAY
1 -		45.183	2:24.152	74.14	6.337	17:44:42.487
2 -	1:33.123	45.407	2:18.530	77.15	0.715	17:47:01.017
3 -	1:32.779	<b>45.050</b>	2:17.829 (2)	77.54	0.014	17:49:18.846
4 -	1:32.665	45.227	2:17.892 (3)	77.51	0.077	17:51:36.738
5 -	<b>1:32.002</b>	45.813	<b>2:17.815 (1)</b>	<b>77.55</b>		<b>17:53:54.553</b>

P3 60 J		Lennon DOCHERTY		Kawasaki NINJA 400 - Doc Fit Training		
IDEAL LAP TIME : 2:16.504		BEST LAP TIME : 2:17.004		DIFFERENCE : 0.500		
LAP	SECTOR 1	SECTOR 2	LAP TIME	MPH	DIFF	TIME OF DAY
1 -		46.567	2:25.600	73.40	8.596	17:44:43.935
2 -	<b>1:31.909</b>	45.535	2:17.444 (2)	77.76	0.440	17:47:01.379
3 -	1:32.704	45.291	2:17.995 (3)	77.45	0.991	17:49:19.374
4 -	1:32.482	45.784	2:18.266	77.30	1.262	17:51:37.640
5 -	1:32.409	<b>44.595</b>	<b>2:17.004 (1)</b>	<b>78.01</b>		<b>17:53:54.644</b>

P4 125 J		Ben JOLLIFFE		Kawasaki NINJA 300 -		
IDEAL LAP TIME : 2:18.327		BEST LAP TIME : 2:18.358		DIFFERENCE : 0.031		
LAP	SECTOR 1	SECTOR 2	LAP TIME	MPH	DIFF	TIME OF DAY
1 -		46.119	2:25.277	73.57	6.919	17:44:43.612
2 -	1:32.940	<b>45.998</b>	2:18.938 (3)	76.92	0.580	17:47:02.550
3 -	<b>1:32.329</b>	46.029	<b>2:18.358 (1)</b>	<b>77.24</b>		<b>17:49:20.908</b>
4 -	1:33.260	46.391	2:19.651	76.53	1.293	17:51:40.559
5 -	1:32.700	46.185	2:18.885 (2)	76.95	0.527	17:53:59.444

P5 97 J		Ben PLATT		Kawasaki NINJA 400 - adss ltd		
IDEAL LAP TIME : 2:17.964		BEST LAP TIME : 2:18.372		DIFFERENCE : 0.408		
LAP	SECTOR 1	SECTOR 2	LAP TIME	MPH	DIFF	TIME OF DAY
1 -		47.485	2:28.135	72.15	9.763	17:44:46.470
2 -	1:33.676	46.184	2:19.860	76.41	1.488	17:47:06.330
3 -	1:32.989	46.304	2:19.293 (3)	76.73	0.921	17:49:25.623
4 -	1:33.123	<b>45.249</b>	<b>2:18.372 (1)</b>	<b>77.24</b>		<b>17:51:43.995</b>
5 -	<b>1:32.715</b>	45.952	2:18.667 (2)	77.07	0.295	17:54:02.662

P6 35 J		Zack WESTON		Kawasaki NINJA 400 - NW Racing		
IDEAL LAP TIME : 2:18.269		BEST LAP TIME : 2:18.269		DIFFERENCE : 0.000		
LAP	SECTOR 1	SECTOR 2	LAP TIME	MPH	DIFF	TIME OF DAY
1 -		46.840	2:27.940	72.24	9.671	17:44:46.275
2 -	1:33.401	46.141	2:19.542	76.59	1.273	17:47:05.817
3 -	1:33.116	46.308	2:19.424 (3)	76.65	1.155	17:49:25.241
4 -	<b>1:32.568</b>	<b>45.701</b>	<b>2:18.269 (1)</b>	<b>77.29</b>		<b>17:51:43.510</b>
5 -	1:33.275	46.076	2:19.351 (2)	76.69	1.082	17:54:02.861

# BMCRC - MRO Championships 2022 - Rnd 3 @ Snetterton 300

## ACU Team Green Junior Cup & Senior 300

### RACE 17 - SECTOR ANALYSIS



SECTOR 1 = FL to I1, SECTOR 2 = I1 to FL, DIFF = Difference To Personal Best Lap, P = Crossed Finish Line in Pit Lane, D = Time Disallowed

P7 19 J James O'MARA		Kawasaki NINJA 400 - BRP Machining Ltd				
IDEAL LAP TIME : 2:18.774		BEST LAP TIME : 2:19.082		DIFFERENCE : 0.308		
LAP	SECTOR 1	SECTOR 2	LAP TIME	MPH	DIFF	TIME OF DAY
1 -		45.918	2:26.422	72.99	7.340	17:44:44.757
2 -	1:34.729	46.413	2:21.142	75.72	2.060	17:47:05.899
3 -	1:33.390	46.076	2:19.466 (2)	76.63	0.384	17:49:25.365
4 -	1:33.436	<b>45.646</b>	<b>2:19.082 (1)</b>	<b>76.84</b>		<b>17:51:44.447</b>
5 -	<b>1:33.128</b>	46.627	2:19.755 (3)	76.47	0.673	17:54:04.202

P8 34 J Oliver ARBON		Kawasaki NINJA 400 - tt plumbing and heating				
IDEAL LAP TIME : 2:20.899		BEST LAP TIME : 2:21.070		DIFFERENCE : 0.171		
LAP	SECTOR 1	SECTOR 2	LAP TIME	MPH	DIFF	TIME OF DAY
1 -		<b>46.337</b>	2:26.789	72.81	5.719	17:44:45.124
2 -	1:38.018	46.761	2:24.779	73.82	3.709	17:47:09.903
3 -	1:34.921	47.748	2:22.669 (3)	74.91	1.599	17:49:32.572
4 -	<b>1:34.562</b>	46.508	<b>2:21.070 (1)</b>	<b>75.76</b>		<b>17:51:53.642</b>
5 -	1:35.150	46.419	2:21.569 (2)	75.49	0.499	17:54:15.211

P9 27 J Felix DORLING		Kawasaki NINJA 400 - Kernow Controls				
IDEAL LAP TIME : 2:21.064		BEST LAP TIME : 2:21.175		DIFFERENCE : 0.111		
LAP	SECTOR 1	SECTOR 2	LAP TIME	MPH	DIFF	TIME OF DAY
1 -		47.304	2:29.945	71.27	8.770	17:44:48.280
2 -	1:35.445	47.839	2:23.284	74.59	2.109	17:47:11.564
3 -	<b>1:33.783</b>	47.392	<b>2:21.175 (1)</b>	<b>75.70</b>		<b>17:49:32.739</b>
4 -	1:34.679	<b>47.281</b>	2:21.960 (3)	75.28	0.785	17:51:54.699
5 -	1:34.313	47.574	2:21.887 (2)	75.32	0.712	17:54:16.586

P10 20 J Jack MUIR		Kawasaki NINJA 400 -				
IDEAL LAP TIME : 2:21.210		BEST LAP TIME : 2:21.538		DIFFERENCE : 0.328		
LAP	SECTOR 1	SECTOR 2	LAP TIME	MPH	DIFF	TIME OF DAY
1 -		47.166	2:29.084	71.69	7.546	17:44:47.419
2 -	1:36.033	47.105	2:23.138 (3)	74.66	1.600	17:47:10.557
3 -	<b>1:34.876</b>	48.647	2:23.523	74.46	1.985	17:49:34.080
4 -	1:35.479	46.367	2:21.846 (2)	75.34	0.308	17:51:55.926
5 -	1:35.204	<b>46.334</b>	<b>2:21.538 (1)</b>	<b>75.51</b>		<b>17:54:17.464</b>

P11 95 J Greg MARSHALL		Kawasaki NINJA 300 - Mum & Dad; HEL Performance				
IDEAL LAP TIME : 2:20.971		BEST LAP TIME : 2:21.838		DIFFERENCE : 0.867		
LAP	SECTOR 1	SECTOR 2	LAP TIME	MPH	DIFF	TIME OF DAY
1 -		48.381	2:29.907	71.29	8.069	17:44:48.242
2 -	1:36.273	47.337	2:23.610	74.42	1.772	17:47:11.852
3 -	<b>1:34.603</b>	47.311	2:21.914 (3)	75.31	0.076	17:49:33.766
4 -	1:35.196	46.687	2:21.883 (2)	75.33	0.045	17:51:55.649
5 -	1:35.470	<b>46.368</b>	<b>2:21.838 (1)</b>	<b>75.35</b>		<b>17:54:17.487</b>

P12 0 S Elizabeth CLEAVER		Kawasaki NINJA 400 -				
IDEAL LAP TIME : 2:22.930		BEST LAP TIME : 2:23.244		DIFFERENCE : 0.314		
LAP	SECTOR 1	SECTOR 2	LAP TIME	MPH	DIFF	TIME OF DAY
1 -		48.015	2:33.650	69.56	10.406	17:44:51.985
2 -	1:36.775	47.588	2:24.363	74.03	1.119	17:47:16.348
3 -	1:36.167	<b>47.077</b>	<b>2:23.244 (1)</b>	<b>74.61</b>		<b>17:49:39.592</b>
4 -	<b>1:35.853</b>	47.411	2:23.264 (2)	74.60	0.020	17:52:02.856
5 -	1:36.297	47.711	2:24.008 (3)	74.21	0.764	17:54:26.864

# BMCRC - MRO Championships 2022 - Rnd 3 @ Snetterton 300

## ACU Team Green Junior Cup & Senior 300

### RACE 17 - SECTOR ANALYSIS



SECTOR 1 = FL to I1, SECTOR 2 = I1 to FL, DIFF = Difference To Personal Best Lap, P = Crossed Finish Line in Pit Lane, D = Time Disallowed

P13 62 S		Nicholas BETTRIDGE		Kawasaki NINJA - Weald builders		
IDEAL LAP TIME : 2:24.939		BEST LAP TIME : 2:25.164		DIFFERENCE : 0.225		
LAP	SECTOR 1	SECTOR 2	LAP TIME	MPH	DIFF	TIME OF DAY
1 -		47.944	2:32.427	70.11	7.263	17:44:50.762
2 -	1:38.235	47.948	2:26.183	73.11	1.019	17:47:16.945
3 -	<b>1:37.177</b>	48.267	2:25.444 (2)	73.48	0.280	17:49:42.389
4 -	1:37.402	<b>47.762</b>	<b>2:25.164 (1)</b>	<b>73.62</b>		<b>17:52:07.553</b>
5 -	1:37.309	48.221	2:25.530 (3)	73.44	0.366	17:54:33.083

P14 155 J		Brandon BAKER		Kawasaki NINJA 300 - K-66, ION.		
IDEAL LAP TIME : 2:24.791		BEST LAP TIME : 2:25.003		DIFFERENCE : 0.212		
LAP	SECTOR 1	SECTOR 2	LAP TIME	MPH	DIFF	TIME OF DAY
1 -		48.632	2:36.087	68.47	11.084	17:44:54.422
2 -	1:38.254	48.677	2:26.931 (3)	72.74	1.928	17:47:21.353
3 -	1:38.733	48.953	2:27.686	72.37	2.683	17:49:49.039
4 -	<b>1:36.783</b>	48.220	<b>2:25.003 (1)</b>	<b>73.70</b>		<b>17:52:14.042</b>
5 -	1:37.471	<b>48.008</b>	2:25.479 (2)	73.46	0.476	17:54:39.521

P15 32 S		Conor MURRAY		Kawasaki NINJA 300 -		
IDEAL LAP TIME : 2:26.014		BEST LAP TIME : 2:26.014		DIFFERENCE : 0.000		
LAP	SECTOR 1	SECTOR 2	LAP TIME	MPH	DIFF	TIME OF DAY
1 -		48.383	2:34.819	69.03	8.805	17:44:53.154
2 -	1:39.121	48.744	2:27.865 (3)	72.28	1.851	17:47:21.019
3 -	1:38.743	49.213	2:27.956	72.23	1.942	17:49:48.975
4 -	1:38.554	48.498	2:27.052 (2)	72.68	1.038	17:52:16.027
5 -	<b>1:37.953</b>	<b>48.061</b>	<b>2:26.014 (1)</b>	<b>73.19</b>		<b>17:54:42.041</b>

P16 31 J		Robbie PARK		Kawasaki NINJA - Friends & Family		
IDEAL LAP TIME : 2:26.048		BEST LAP TIME : 2:26.048		DIFFERENCE : 0.000		
LAP	SECTOR 1	SECTOR 2	LAP TIME	MPH	DIFF	TIME OF DAY
1 -		48.315	2:34.506	69.17	8.458	17:44:52.841
2 -	1:39.112	48.295	2:27.407 (2)	72.50	1.359	17:47:20.248
3 -	1:39.423	48.222	2:27.645 (3)	72.39	1.597	17:49:47.893
4 -	1:39.643	48.571	2:28.214	72.11	2.166	17:52:16.107
5 -	<b>1:38.157</b>	<b>47.891</b>	<b>2:26.048 (1)</b>	<b>73.18</b>		<b>17:54:42.155</b>

P17 10 S		Mike BRUNSDON		Kawasaki NINJA 400 - CF Fairford		
IDEAL LAP TIME : 2:25.630		BEST LAP TIME : 2:25.630		DIFFERENCE : 0.000		
LAP	SECTOR 1	SECTOR 2	LAP TIME	MPH	DIFF	TIME OF DAY
1 -		48.490	2:35.121	68.90	9.491	17:44:53.456
2 -	1:38.895	48.651	2:27.546 (2)	72.43	1.916	17:47:21.002
3 -	1:38.964	49.050	2:28.014	72.20	2.384	17:49:49.016
4 -	1:38.569	49.163	2:27.732 (3)	72.34	2.102	17:52:16.748
5 -	<b>1:37.927</b>	<b>47.703</b>	<b>2:25.630 (1)</b>	<b>73.39</b>		<b>17:54:42.378</b>

P18 70 S		Justin WHITE		Kawasaki NINJA 400 - Just In Graphics		
IDEAL LAP TIME : 2:26.306		BEST LAP TIME : 2:26.306		DIFFERENCE : 0.000		
LAP	SECTOR 1	SECTOR 2	LAP TIME	MPH	DIFF	TIME OF DAY
1 -		48.866	2:35.527	68.72	9.221	17:44:53.862
2 -	1:38.566	49.008	2:27.574 (3)	72.42	1.268	17:47:21.436
3 -	1:39.444	49.413	2:28.857	71.80	2.551	17:49:50.293
4 -	1:38.366	48.627	2:26.993 (2)	72.71	0.687	17:52:17.286
5 -	<b>1:37.823</b>	<b>48.483</b>	<b>2:26.306 (1)</b>	<b>73.05</b>		<b>17:54:43.592</b>

# BMCRC - MRO Championships 2022 - Rnd 3 @ Snetterton 300

## ACU Team Green Junior Cup & Senior 300

### RACE 17 - SECTOR ANALYSIS



SECTOR 1 = FL to I1, SECTOR 2 = I1 to FL, DIFF = Difference To Personal Best Lap, P = Crossed Finish Line in Pit Lane, D = Time Disallowed

P19 66 S		Mark SMITH		Kawasaki NINJA 300 - MHP EXHAUST'S			
IDEAL LAP TIME : 2:26.947		BEST LAP TIME : 2:27.237		DIFFERENCE : 0.290			
LAP	SECTOR 1	SECTOR 2	LAP TIME	MPH	DIFF	TIME OF DAY	
1 -		48.901	2:36.168	68.43	8.931	17:44:54.503	
2 -	1:38.636	48.887	2:27.523 (2)	72.45	0.286	17:47:22.026	
3 -	<b>1:38.139</b>	49.550	2:27.689 (3)	72.36	0.452	17:49:49.715	
4 -	1:38.429	<b>48.808</b>	<b>2:27.237 (1)</b>	<b>72.59</b>		<b>17:52:16.952</b>	
5 -	1:38.378	49.319	2:27.697	72.36	0.460	17:54:44.649	

P20 67 J		Iwan JONES		Kawasaki NINJA 300 - Danosh Services Ltd			
IDEAL LAP TIME : 2:27.332		BEST LAP TIME : 2:27.332		DIFFERENCE : 0.000			
LAP	SECTOR 1	SECTOR 2	LAP TIME	MPH	DIFF	TIME OF DAY	
1 -		48.869	2:33.778	69.50	6.446	17:44:52.113	
2 -	1:46.449	49.589	2:36.038	68.49	8.706	17:47:28.151	
3 -	1:39.916	49.204	2:29.120 (3)	71.67	1.788	17:49:57.271	
4 -	<b>1:38.554</b>	<b>48.778</b>	<b>2:27.332 (1)</b>	<b>72.54</b>		<b>17:52:24.603</b>	
5 -	1:38.733	49.526	2:28.259 (2)	72.09	0.927	17:54:52.862	

P21 44 J		Sam GREEN		Kawasaki NINJA 300 -			
IDEAL LAP TIME : 2:28.103		BEST LAP TIME : 2:28.996		DIFFERENCE : 0.893			
LAP	SECTOR 1	SECTOR 2	LAP TIME	MPH	DIFF	TIME OF DAY	
1 -		<b>49.242</b>	2:38.702	67.34	9.706	17:44:57.037	
2 -	1:41.724	50.200	2:31.924	70.35	2.928	17:47:28.961	
3 -	1:39.544	49.452	<b>2:28.996 (1)</b>	<b>71.73</b>		<b>17:49:57.957</b>	
4 -	<b>1:38.861</b>	50.255	2:29.116 (2)	71.67	0.120	17:52:27.073	
5 -	1:39.869	50.459	2:30.328 (3)	71.09	1.332	17:54:57.401	

P22 50 J		Jay YELDHAM		Kawasaki NINJA 400 - WKD Installations			
IDEAL LAP TIME : 2:27.114		BEST LAP TIME : 2:27.874		DIFFERENCE : 0.760			
LAP	SECTOR 1	SECTOR 2	LAP TIME	MPH	DIFF	TIME OF DAY	
1 -		51.398	2:44.168	65.10	16.294	17:45:02.503	
2 -	1:40.864	51.580	2:32.444	70.11	4.570	17:47:34.947	
3 -	1:38.071	50.746	2:28.817 (3)	71.82	0.943	17:50:03.764	
4 -	1:38.463	<b>49.567</b>	2:28.030 (2)	72.20	0.156	17:52:31.794	
5 -	<b>1:37.547</b>	50.327	<b>2:27.874 (1)</b>	<b>72.27</b>		<b>17:54:59.668</b>	

P23 400 S		Stuart THURTLÉ		Kawasaki NINJA 400 - TeamTortoise Racing			
IDEAL LAP TIME : 2:28.097		BEST LAP TIME : 2:28.097		DIFFERENCE : 0.000			
LAP	SECTOR 1	SECTOR 2	LAP TIME	MPH	DIFF	TIME OF DAY	
1 -		50.449	2:41.981	65.98	13.884	17:45:00.316	
2 -	1:41.089	51.203	2:32.292	70.18	4.195	17:47:32.608	
3 -	1:40.248	49.743	2:29.991 (3)	71.25	1.894	17:50:02.599	
4 -	1:39.659	49.916	2:29.575 (2)	71.45	1.478	17:52:32.174	
5 -	<b>1:38.800</b>	<b>49.297</b>	<b>2:28.097 (1)</b>	<b>72.16</b>		<b>17:55:00.271</b>	

P24 48 S		Kevin SABBARTON		Kawasaki NINJA 300 -			
IDEAL LAP TIME : 2:27.370		BEST LAP TIME : 2:28.773		DIFFERENCE : 1.403			
LAP	SECTOR 1	SECTOR 2	LAP TIME	MPH	DIFF	TIME OF DAY	
1 -		49.057	2:37.848	67.71	9.075	17:44:56.183	
2 -	1:43.028	50.991	2:34.019	69.39	5.246	17:47:30.202	
3 -	1:38.863	49.910	<b>2:28.773 (1)</b>	<b>71.84</b>		<b>17:49:58.975</b>	
4 -	<b>1:38.335</b>	53.586	2:31.921 (3)	70.35	3.148	17:52:30.896	
5 -	1:42.017	<b>49.035</b>	2:31.052 (2)	70.75	2.279	17:55:01.948	

# BMCRC - MRO Championships 2022 - Rnd 3 @ Snetterton 300

## ACU Team Green Junior Cup & Senior 300

### RACE 17 - SECTOR ANALYSIS



SECTOR 1 = FL to I1, SECTOR 2 = I1 to FL, DIFF = Difference To Personal Best Lap, P = Crossed Finish Line in Pit Lane, D = Time Disallowed

P25		73 S		Jemma HANNAFORD		Kawasaki NINJA 300 -	
IDEAL LAP TIME : 2:30.329		BEST LAP TIME : 2:30.971		DIFFERENCE : 0.642			
LAP	SECTOR 1	SECTOR 2	LAP TIME	MPH	DIFF	TIME OF DAY	
1 -		51.341	2:45.607	64.53	14.636	17:45:03.942	
2 -	1:42.002	51.193	2:33.195	69.76	2.224	17:47:37.137	
3 -	1:41.493	50.091	2:31.584 (3)	70.50	0.613	17:50:08.721	
4 -	1:41.360	<b>49.973</b>	2:31.333 (2)	70.62	0.362	17:52:40.054	
5 -	<b>1:40.356</b>	50.615	<b>2:30.971 (1)</b>	<b>70.79</b>		<b>17:55:11.025</b>	

P26		173 S		Jason HEANAN		Kawasaki NINJA 300 -	
IDEAL LAP TIME : 2:31.347		BEST LAP TIME : 2:31.347		DIFFERENCE : 0.000			
LAP	SECTOR 1	SECTOR 2	LAP TIME	MPH	DIFF	TIME OF DAY	
1 -		50.921	2:44.016	65.16	12.669	17:45:02.351	
2 -	1:42.656	50.175	2:32.831 (3)	69.93	1.484	17:47:35.182	
3 -	1:41.833	50.146	2:31.979 (2)	70.32	0.632	17:50:07.161	
4 -	1:43.213	50.383	2:33.596	69.58	2.249	17:52:40.757	
5 -	<b>1:41.236</b>	<b>50.111</b>	<b>2:31.347 (1)</b>	<b>70.61</b>		<b>17:55:12.104</b>	

P27		18 J		George HIGGINS		Kawasaki NINJA 400 - Aztec Racing	
IDEAL LAP TIME : 2:29.914		BEST LAP TIME : 2:29.914		DIFFERENCE : 0.000			
LAP	SECTOR 1	SECTOR 2	LAP TIME	MPH	DIFF	TIME OF DAY	
1 -		51.318	2:53.878	61.46	23.964	17:45:12.213	
2 -	1:41.594	50.597	2:32.191	70.22	2.277	17:47:44.404	
3 -	1:40.992	50.346	2:31.338 (3)	70.62	1.424	17:50:15.742	
4 -	<b>1:39.722</b>	<b>50.192</b>	<b>2:29.914 (1)</b>	<b>71.29</b>		<b>17:52:45.656</b>	
5 -	1:40.277	50.802	2:31.079 (2)	70.74	1.165	17:55:16.735	

P28		41 S		Stephen ROBEY		Kawasaki NINJA 250 - A&L Composites	
IDEAL LAP TIME : 2:32.290		BEST LAP TIME : 2:32.326		DIFFERENCE : 0.036			
LAP	SECTOR 1	SECTOR 2	LAP TIME	MPH	DIFF	TIME OF DAY	
1 -		52.866	2:45.903	64.42	13.577	17:45:04.238	
2 -	1:42.989	50.951	2:33.940	69.43	1.614	17:47:38.178	
3 -	1:42.655	50.850	2:33.505 (3)	69.62	1.179	17:50:11.683	
4 -	1:41.860	<b>50.466</b>	<b>2:32.326 (1)</b>	<b>70.16</b>		<b>17:52:44.009</b>	
5 -	<b>1:41.824</b>	51.302	2:33.126 (2)	69.79	0.800	17:55:17.135	

P29		54 S		Ben SCOTT		Kawasaki NINJA 250 - GI Landscapes VampTech	
IDEAL LAP TIME : 2:33.201		BEST LAP TIME : 2:33.436		DIFFERENCE : 0.235			
LAP	SECTOR 1	SECTOR 2	LAP TIME	MPH	DIFF	TIME OF DAY	
1 -		51.981	2:46.403	64.22	12.967	17:45:04.738	
2 -	1:43.366	51.493	2:34.859	69.01	1.423	17:47:39.597	
3 -	1:42.902	51.699	2:34.601 (3)	69.13	1.165	17:50:14.198	
4 -	1:42.613	<b>50.823</b>	<b>2:33.436 (1)</b>	<b>69.65</b>		<b>17:52:47.634</b>	
5 -	<b>1:42.378</b>	51.363	2:33.741 (2)	69.52	0.305	17:55:21.375	

P30		4 S		Nigel FRANKLIN		Kawasaki NINJA - Jane Franklin	
IDEAL LAP TIME : 2:37.426		BEST LAP TIME : 2:37.426		DIFFERENCE : 0.000			
LAP	SECTOR 1	SECTOR 2	LAP TIME	MPH	DIFF	TIME OF DAY	
1 -		53.594	3:02.966	58.41	25.540	17:45:21.301	
2 -	1:47.238	53.998	2:41.236	66.28	3.810	17:48:02.537	
3 -	1:46.172	53.416	2:39.588 (3)	66.97	2.162	17:50:42.125	
4 -	1:45.418	52.288	2:37.706 (2)	67.77	0.280	17:53:19.831	
5 -	<b>1:45.218</b>	<b>52.208</b>	<b>2:37.426 (1)</b>	<b>67.89</b>		<b>17:55:57.257</b>	

# BMCRC - MRO Championships 2022 - Rnd 3 @ Snetterton 300

## ACU Team Green Junior Cup & Senior 300

### RACE 17 - SECTOR ANALYSIS



SECTOR 1 = FL to I1, SECTOR 2 = I1 to FL, DIFF = Difference To Personal Best Lap, P = Crossed Finish Line in Pit Lane, D = Time Disallowed

P31 33 J		Patrick KLINGE		Kawasaki NINJA 300 -			
IDEAL LAP TIME : 2:52.591		BEST LAP TIME : 2:52.591		DIFFERENCE : 0.000			
LAP	SECTOR 1	SECTOR 2	LAP TIME	MPH	DIFF	TIME OF DAY	
1 -		58.667	3:06.915	57.18	14.324	17:45:25.250	
2 -	1:56.023	1:00.087	2:56.110 (2)	60.68	3.519	17:48:21.360	
3 -	1:56.960	59.720	2:56.680 (3)	60.49	4.089	17:51:18.040	
4 -	<b>1:55.909</b>	<b>56.682</b>	<b>2:52.591 (1)</b>	<b>61.92</b>		<b>17:54:10.631</b>	

P32 23 S		Saskya BUSH		Kawasaki NINJA 300 -			
IDEAL LAP TIME : 2:59.199		BEST LAP TIME : 2:59.199		DIFFERENCE : 0.000			
LAP	SECTOR 1	SECTOR 2	LAP TIME	MPH	DIFF	TIME OF DAY	
1 -		1:01.147	3:14.666	54.90	15.467	17:45:33.001	
2 -	2:01.699	1:01.995	3:03.694 (3)	58.18	4.495	17:48:36.695	
3 -	2:01.849	1:01.643	3:03.492 (2)	58.24	4.293	17:51:40.187	
4 -	<b>1:58.850</b>	<b>1:00.349</b>	<b>2:59.199 (1)</b>	<b>59.64</b>		<b>17:54:39.386</b>	

P33 311 J		Nathan-Ellis WARD		Kawasaki NINJA 300 - Zipped up racing			
IDEAL LAP TIME : 2:17.775		BEST LAP TIME : 2:17.775		DIFFERENCE : 0.000			
LAP	SECTOR 1	SECTOR 2	LAP TIME	MPH	DIFF	TIME OF DAY	
1 -		47.339	2:28.217	72.11	10.442	17:44:46.552	
2 -	1:34.119	45.901	2:20.020 (3)	76.33	2.245	17:47:06.572	
3 -	1:32.648	46.227	2:18.875 (2)	76.96	1.100	17:49:25.447	
4 -	<b>1:32.422</b>	<b>45.353</b>	<b>2:17.775 (1)</b>	<b>77.57</b>		<b>17:51:43.222</b>	

P34 118 J		Max HALL		Kawasaki NINJA 300 - Racecraft rider development			
IDEAL LAP TIME : 2:21.384		BEST LAP TIME : 2:21.507		DIFFERENCE : 0.123			
LAP	SECTOR 1	SECTOR 2	LAP TIME	MPH	DIFF	TIME OF DAY	
1 -		47.508	2:30.106	71.20	8.599	17:44:48.441	
2 -	1:35.132	47.625	2:22.757 (2)	74.86	1.250	17:47:11.198	
3 -	1:34.244	<b>47.263</b>	<b>2:21.507 (1)</b>	<b>75.53</b>		<b>17:49:32.705</b>	
4 -	1:34.920	48.107	2:23.027 (3)	74.72	1.520	17:51:55.732	

# BMCRC - MRO Championships 2022 - Rnd 3 @ Snetterton 300

## ACU Team Green Junior Cup & Senior 300

### RACE 17 - BEST SECTORS

SECTOR 1				SECTOR 2				IDEAL / BEST COMPARISON				
POS	NO	NAME	TIME	NO	NAME	TIME	POS	NO	NAME	IDEAL	BEST	DIFF
									<b>PERFECT LAP</b>	<b>2:16.469</b>		
1	60	DOCHERTY	1:31.909	777	HARDY	44.560	1	60	DOCHERTY	2:16.504	2:17.004	0.500
2	8	ATKINSON	1:32.002	60	DOCHERTY	44.595	2	8	ATKINSON	2:17.052	2:17.815	0.763
3	125	JOLLIFFE	1:32.329	8	ATKINSON	45.050	3	777	HARDY	2:17.144	2:17.144	0.000
4	311	WARD	1:32.422	97	PLATT	45.249	4	311	WARD	2:17.775	2:17.775	0.000
5	35	WESTON	1:32.568	311	WARD	45.353	5	97	PLATT	2:17.964	2:18.372	0.408
6	777	HARDY	1:32.584	19	O'MARA	45.646	6	35	WESTON	2:18.269	2:18.269	0.000
7	97	PLATT	1:32.715	35	WESTON	45.701	7	125	JOLLIFFE	2:18.327	2:18.358	0.031
8	19	O'MARA	1:33.128	125	JOLLIFFE	45.998	8	19	O'MARA	2:18.774	2:19.082	0.308
9	27	DORLING	1:33.783	20	MUIR	46.334	9	34	ARBON	2:20.899	2:21.070	0.171
10	118	HALL	1:34.121	34	ARBON	46.337	10	95	MARSHALL	2:20.971	2:21.838	0.867
11	34	ARBON	1:34.562	95	MARSHALL	46.368	11	27	DORLING	2:21.064	2:21.175	0.111
12	95	MARSHALL	1:34.603	0	CLEAVER	47.077	12	20	MUIR	2:21.210	2:21.538	0.328
13	20	MUIR	1:34.876	118	HALL	47.263	13	118	HALL	2:21.384	2:21.507	0.123
14	0	CLEAVER	1:35.853	27	DORLING	47.281	14	0	CLEAVER	2:22.930	2:23.244	0.314
15	155	BAKER	1:36.783	10	BRUNSDON	47.703	15	155	BAKER	2:24.791	2:25.003	0.212
16	62	BETTRIDGE	1:37.177	62	BETTRIDGE	47.762	16	62	BETTRIDGE	2:24.939	2:25.164	0.225
17	50	YELDHAM	1:37.547	31	PARK	47.891	17	10	BRUNSDON	2:25.630	2:25.630	0.000
18	70	WHITE	1:37.823	155	BAKER	48.008	18	32	MURRAY	2:26.014	2:26.014	0.000
19	10	BRUNSDON	1:37.927	32	MURRAY	48.061	19	31	PARK	2:26.048	2:26.048	0.000
20	32	MURRAY	1:37.953	70	WHITE	48.483	20	70	WHITE	2:26.306	2:26.306	0.000
21	66	SMITH	1:38.139	67	JONES	48.778	21	66	SMITH	2:26.947	2:27.237	0.290
22	31	PARK	1:38.157	66	SMITH	48.808	22	50	YELDHAM	2:27.114	2:27.874	0.760
23	48	SABBARTON	1:38.335	48	SABBARTON	49.035	23	67	JONES	2:27.332	2:27.332	0.000
24	67	JONES	1:38.554	44	GREEN	49.242	24	48	SABBARTON	2:27.370	2:28.773	1.403
25	400	THURTL	1:38.800	400	THURTL	49.297	25	400	THURTL	2:28.097	2:28.097	0.000
26	44	GREEN	1:38.861	50	YELDHAM	49.567	26	44	GREEN	2:28.103	2:28.996	0.893
27	18	HIGGINS	1:39.722	73	HANNAFORD	49.973	27	18	HIGGINS	2:29.914	2:29.914	0.000
28	73	HANNAFORD	1:40.356	173	HEANAN	50.111	28	73	HANNAFORD	2:30.329	2:30.971	0.642
29	173	HEANAN	1:41.236	18	HIGGINS	50.192	29	173	HEANAN	2:31.347	2:31.347	0.000
30	41	ROBEY	1:41.824	41	ROBEY	50.466	30	41	ROBEY	2:32.290	2:32.326	0.036
31	54	SCOTT	1:42.378	54	SCOTT	50.823	31	54	SCOTT	2:33.201	2:33.436	0.235
32	4	FRANKLIN	1:45.218	4	FRANKLIN	52.208	32	4	FRANKLIN	2:37.426	2:37.426	0.000
33	33	KLINGE	1:55.909	33	KLINGE	56.682	33	33	KLINGE	2:52.591	2:52.591	0.000
34	23	BUSH	1:58.850	23	BUSH	1:00.349	34	23	BUSH	2:59.199	2:59.199	0.000
35												

# BMCRC - MRO Championships 2022 - Rnd 3 @ Snetterton 300

## ACU Team Green Junior Cup & Senior 300

### RACE 17 - STATISTICS

**Competitors Started** 35  
**Planned Start** 2022-05-07 @ 17:45:00.000  
**Actual Start** 2022-05-07 @ 17:42:18.334  
**Finish Time** 2022-05-07 @ 17:53:53.841  
**Track Length** 2.9689mi.  
**Total Laps** 166  
**Total Distance Covered** 492.8393mi.

#### Session Fastest Lap History

NO	CL	NAME	LAP TIME	TIME OF DAY	LAP	VEHICLE
777	J	Maximus HARDY	<b>2:18.676</b>	17:47:01.012	2	Kawasaki NINJA 400
8	S	Phil ATKINSON	<b>2:18.530</b>	17:47:01.017	2	Kawasaki NINJA 400
60	J	Lennon DOCHERTY	<b>2:17.444</b>	17:47:01.389	2	Kawasaki NINJA 400
777	J	Maximus HARDY	<b>2:17.144</b>	17:53:53.853	5	Kawasaki NINJA 400
60	J	Lennon DOCHERTY	<b>2:17.004</b>	17:53:54.628	5	Kawasaki NINJA 400

#### Session Leader History

NO	CL	NAME	FROM LAP	LAPS LED	DISTANCE	VEHICLE
777	J	Maximus HARDY	1	5	14.84 miles	Kawasaki NINJA 400

#### Flag History

TYPE	TIME OF DAY
GREEN	17:42:18.334
FINISH	17:53:53.841

#### Flag Statistics

TYPE	COUNT	TOTAL LAPS	TOTAL TIME
Green	1	5	14:01.852
Red	0	0	0.000
Safety Car	0	0	0.000
FCY	0	0	0.000



# BMCRC - MRO Championships 2022 - Rnd 3 @ Snetterton 300

## ACU Team Green Junior Cup & Senior 300

### RACE 17 - STATISTICS

CLASS : J

19 Starters

#### Fastest Lap History

NO	NAME	LAP TIME	TIME OF DAY	LAP	VEHICLE
777	Maximus HARDY	<b>2:18.676</b>	17:47:01.012	2	Kawasaki NINJA 400
60	Lennon DOCHERTY	<b>2:17.444</b>	17:47:01.389	2	Kawasaki NINJA 400
777	Maximus HARDY	<b>2:17.144</b>	17:53:53.853	5	Kawasaki NINJA 400
60	Lennon DOCHERTY	<b>2:17.004</b>	17:53:54.628	5	Kawasaki NINJA 400

#### Leader History

NO	NAME	FROM LAP	LAPS LED	DISTANCE	VEHICLE
777	Maximus HARDY	1	5	14.84 miles	Kawasaki NINJA 400

# BMCRC - MRO Championships 2022 - Rnd 3 @ Snetterton 300

## ACU Team Green Junior Cup & Senior 300

### RACE 17 - STATISTICS

CLASS : S

16 Starters

#### Fastest Lap History

NO	NAME	LAP TIME	TIME OF DAY	LAP	VEHICLE
8	Phil ATKINSON	<b>2:18.530</b>	17:47:01.017	2	Kawasaki NINJA 400
8	Phil ATKINSON	<b>2:17.829</b>	17:49:18.850	3	Kawasaki NINJA 400
8	Phil ATKINSON	<b>2:17.815</b>	17:53:54.557	5	Kawasaki NINJA 400

#### Leader History

NO	NAME	FROM LAP	LAPS LED	DISTANCE	VEHICLE
8	Phil ATKINSON	1	5	14.84 miles	Kawasaki NINJA 400

# BMCRC - MRO Championships 2022 - Rnd 3 @ Snetterton 300



## ACU Team Green Junior Cup & Senior 300

### RACE 8 - GRID (7 Laps)



ROW 13	39	58	Chris ROSE	38	77	Joe WHITE	37	91	Sam HIRST
ROW 12	36	131	Dylan MELLOR	35	23	Saskya BUSH	34	33	Patrick KLINGE
ROW 11	33	56	Jack WOLFF	32	4	Nigel FRANKLIN	31	54	Ben SCOTT
ROW 10	30	41	Stephen ROBEY	29	173	Jason HEANAN	28	73	Jemma HANNAFORD
ROW 9	27	18	George HIGGINS	26	44	Sam GREEN	25	48	Kevin SABBARTON
ROW 8	24	400	Stuart THURTLÉ	23	50	Jay YELDHAM	22	67	Iwan JONES
ROW 7	21	66	Mark SMITH	20	70	Justin WHITE	19	31	Robbie PARK
ROW 6	18	32	Conor MURRAY	17	10	Mike BRUNSDON	16	62	Nicholas BETTRIDGE
ROW 5	15	155	Brandon BAKER	14	0	Elizabeth CLEAVER	13	95	Greg MARSHALL
ROW 4	12	20	Jack MUIR	11	118	Max HALL	10	27	Felix DORLING
ROW 3	9	34	Oliver ARBON	8	19	James O'MARA	7	97	Ben PLATT
ROW 2	6	125	Ben JOLLIFFE	5	35	Zack WESTON	4	8	Phil ATKINSON
ROW 1	3	311	Nathan-Ellis WARD	2	777	Maximus HARDY	1	60	Lennon DOCHERTY
<b>Pole</b>									

Snetterton 300: 2.9689 miles

These results are provisional until the conclusion of any judicial and technical matters.

Clerk Of Course :	Stewards :	Timekeeper : Craig Smith
-------------------	------------	--------------------------

Results can be found at [www.tsl-timing.com](http://www.tsl-timing.com)

Printed - 17:58 Saturday, 07 May 2022



# BMCRC - MRO Championships 2022 - Rnd 3 @ Snetterton 300



## ACU Team Green Junior Cup & Senior 300

### RACE 8 - CLASSIFICATION

# Kawasaki

POS	NO	CL	PIC NAME	ENTRY	LAPS	TIME	GAP	DIFF	MPH	BEST	ON
1	8	S	1 Phil ATKINSON	Kawasaki NINJA 400 - ROSE MOT/Q Oil Treatment	5	11:25.918			77.91	2:15.161	5
2	777	J	1 Maximus HARDY	Kawasaki NINJA 400 - DAD	5	11:26.005	0.087	0.087	77.90	2:15.165	5
3	60	J	2 Lennon DOCHERTY	Kawasaki NINJA 400 - Doc Fit Training	5	11:26.165	0.247	0.160	77.88	2:13.542	5
4	125	J	3 Ben JOLLIFFE	Kawasaki NINJA 300 -	5	11:35.270	9.352	9.105	76.86	2:17.347	4
5	97	J	4 Ben PLATT	Kawasaki NINJA 400 - adss ltd	5	11:42.638	16.720	7.368	76.05	2:18.495	5
6	34	J	5 Oliver ARBON	Kawasaki NINJA 400 - tt plumbing and heating	5	11:42.721	16.803	0.083	76.04	2:18.689	4
7	19	J	6 James O'MARA	Kawasaki NINJA 400 - BRP Machining Ltd	5	11:42.812	16.894	0.091	76.03	2:18.435	5
8	35	J	7 Zack WESTON	Kawasaki NINJA 400 - NW Racing	5	11:43.254	17.336	0.442	75.99	2:18.321	4
9	311	J	8 Nathan-Ellis WARD	Kawasaki NINJA 300 - Zipped up racing	5	11:46.756	20.838	3.502	75.61	2:20.030	2
10	91	J	9 Sam HIRST	Kawasaki NINJA - Valley Racing	5	11:53.354	27.436	6.598	74.91	2:18.444	5
11	27	J	10 Felix DORLING	Kawasaki NINJA 400 - Kernow Controls	5	11:54.724	28.806	1.370	74.77	2:20.859	3
12	20	J	11 Jack MUIR	Kawasaki NINJA 400 -	5	11:55.014	29.096	0.290	74.74	2:20.291	4
13	95	J	12 Greg MARSHALL	Kawasaki NINJA 300 - Mum & Dad; HEL Performan	5	11:55.503	29.585	0.489	74.68	2:20.641	2
14	0	S	2 Elizabeth CLEAVER	Kawasaki NINJA 400 -	5	11:55.564	29.646	0.061	74.68	2:20.649	4
15	77	J	13 Joe WHITE	Kawasaki NINJA 400 - Just In Graphics /MZ CONTF	5	12:04.844	38.926	9.280	73.72	2:21.712	3
16	31	J	14 Robbie PARK	Kawasaki NINJA - Friends & Family	5	12:05.415	39.497	0.571	73.66	2:23.047	2
17	10	S	3 Mike BRUNSDON	Kawasaki NINJA 400 - CF Fairford	5	12:06.270	40.352	0.855	73.58	2:22.676	2
18	44	J	15 Sam GREEN	Kawasaki NINJA 300 -	5	12:11.168	45.250	4.898	73.08	2:23.598	2
19	155	J	16 Brandon BAKER	Kawasaki NINJA 300 - K-66, ION.	5	12:11.319	45.401	0.151	73.07	2:23.699	2
20	67	J	17 Iwan JONES	Kawasaki NINJA 300 - Danosh Services Ltd	5	12:14.226	48.308	2.907	72.78	2:23.639	2
21	32	S	4 Conor MURRAY	Kawasaki NINJA 300 -	5	12:17.820	51.902	3.594	72.43	2:24.447	2
22	66	S	5 Mark SMITH	Kawasaki NINJA 300 - MHP EXHAUST S	5	12:18.607	52.689	0.787	72.35	2:24.381	2
23	70	S	6 Justin WHITE	Kawasaki NINJA 400 - Just In Graphics	5	12:18.688	52.770	0.081	72.34	2:25.248	2
24	400	S	7 Stuart THURTLIE	Kawasaki NINJA 400 - TeamTortoise Racing	5	12:30.549	1:04.631	11.861	71.20	2:27.320	4
25	48	S	8 Kevin SABBARTON	Kawasaki NINJA 300 -	5	12:30.692	1:04.774	0.143	71.18	2:26.925	4
26	56	S	9 Jack WOLFF	Kawasaki NINJA 300 -	5	12:41.058	1:15.140	10.366	70.21	2:29.248	2
27	73	S	10 Jemma HANNAFORD	Kawasaki NINJA 300 -	5	12:45.721	1:19.803	4.663	69.79	2:29.968	4
28	41	S	11 Stephen ROBEY	Kawasaki NINJA 250 - A&L Composites	5	12:47.014	1:21.096	1.293	69.67	2:30.197	5
29	173	S	12 Jason HEANAN	Kawasaki NINJA 300 -	5	12:47.243	1:21.325	0.229	69.65	2:30.509	5
30	18	J	18 George HIGGINS	Kawasaki NINJA 400 - Aztec Racing	5	12:48.045	1:22.127	0.802	69.57	2:31.049	2
31	54	S	3 Ben SCOTT	Kawasaki NINJA 250 - GI Landscapes VampTech	5	12:48.505	1:22.587	0.460	69.53	2:30.099	3
32	4	S	14 Nigel FRANKLIN	Kawasaki NINJA - Jane Franklin	5	13:01.482	1:35.564	12.977	68.38	2:32.904	4
33	33	J	19 Patrick KLINGE	Kawasaki NINJA 300 -	4	11:13.556	1 Lap	1 Lap	63.47	2:45.477	3
34	23	S	15 Saskya BUSH	Kawasaki NINJA 300 -	4	11:42.920	1 Lap	29.364	60.82	2:52.257	2

#### NOT CLASSIFIED

DNF	131	J	Dylan MELLOR	Kawasaki NINJA 300 - BDS Motorcycles	4	9:32.734	1 Lap		74.64	2:19.844	3
DNF	62	S	Nicholas BETTRIDGE	Kawasaki NINJA - Weald builders	4	9:35.944	1 Lap	3.210	74.22	2:21.516	4
DNF	50	J	Jay YELDHAM	Kawasaki NINJA 400 - WKD Installations	4	9:57.343	1 Lap	21.399	71.57	2:26.148	3
DNF	118*	J	Max HALL	Kawasaki NINJA 300 - Racecraft rider development	2	4:57.342	3 Laps	2 Laps	71.89	2:20.469	2

#### FASTEST LAP

60	J	Lennon DOCHERTY	Kawasaki NINJA 400 - Doc Fit Training	5	2:13.542	80.03 mph	128.80 kph
8	S	Phil ATKINSON	Kawasaki NINJA 400 - ROSE MOT/Q Oil Treatment	5	2:15.161	79.07 mph	127.26 kph

\* No. 118 - 10 second penalty - jump start  
 Class S - 92.5% of Race Speed = 72.06 mph  
 Class J - 92.5% of Race Speed = 72.05 mph  
 Red Flag (end of session): 12:22

Race Distance: 5 Laps / 14.84 miles

Snetterton 300: 2.9689 miles

Date: 08/05/2022 Start: 12:09 Finish: 00:00

Weather / Track : Bright / Dry

These results are provisional until the conclusion of any judicial and technical matters.

Clerk Of Course :	Stewards :	Timekeeper : Craig Smith
-------------------	------------	--------------------------

Results can be found at [www.tsl-timing.com](http://www.tsl-timing.com)

Printed - 12:30 Sunday, 08 May 2022



# BMCRC - MRO Championships 2022 - Rnd 3 @ Snetterton 300

## ACU Team Green Junior Cup & Senior 300

### RACE 8 - LAP CHART

#### LAP 1 @ 12:11:47.195

NO	BEHIND	LAP TIME
60		2:22.350
8	0.089	2:22.439
777	0.201	2:22.551
125	0.797	2:23.147
34	3.019	2:25.369
97	3.190	2:25.540
311	3.389	2:25.739
19	3.530	2:25.880
35	4.471	2:26.821
118	4.523	2:26.873
27	5.831	2:28.181
95	6.263	2:28.613
20	7.559	2:29.909
62	7.598	2:29.948
0	7.788	2:30.138
31	8.744	2:31.094
10	8.900	2:31.250
131	9.966	2:32.316
77	10.615	2:32.965
67	11.391	2:33.741
155	12.050	2:34.400
44	12.905	2:35.255
91	13.427	2:35.777
70	13.962	2:36.312
32	14.150	2:36.500
66	15.155	2:37.505
50	15.786	2:38.136
400	16.508	2:38.858
48	17.297	2:39.647
56	19.217	2:41.567
18	19.403	2:41.753
73	20.031	2:42.381
173	20.061	2:42.411
41	20.122	2:42.472
4	21.867	2:44.217
54	22.309	2:44.659
33	32.015	2:54.365
23	40.117	3:02.467

#### LAP 2 @ 12:14:03.296

NO	BEHIND	LAP TIME
60		2:16.101
8	0.261	2:16.273
777	0.342	2:16.242
125	2.591	2:17.895
34	6.926	2:20.008
97	7.268	2:20.179
311	7.318	2:20.030
19	7.587	2:20.158
35	8.006	2:19.636
118	8.891	2:20.469
95	10.803	2:20.641
27	11.357	2:21.627
0	13.614	2:21.927
20	13.741	2:22.283
62	14.213	2:22.716
131	14.497	2:20.632
10	15.475	2:22.676
31	15.690	2:23.047
77	17.292	2:22.778
91	17.584	2:20.258
67	18.929	2:23.639
155	19.648	2:23.699

44	20.402	2:23.598
32	22.496	2:24.447
70	23.109	2:25.248
66	23.435	2:24.381
50	26.385	2:26.700
400	28.930	2:28.523
48	29.486	2:28.290
56	32.364	2:29.248
18	34.351	2:31.049
73	34.468	2:30.538
173	35.153	2:31.193
41	35.659	2:31.638
54	36.530	2:30.322
4	39.867	2:34.101
33	1:03.409	2:47.495
23	1:16.273	2:52.257

#### LAP 3 @ 12:16:19.575

NO	BEHIND	LAP TIME
777		2:15.937
8	0.215	2:16.233
60	2.656	2:18.935
125	4.505	2:18.193
97	10.112	2:19.123
19	10.278	2:18.970
34	10.288	2:19.641
35	11.487	2:19.760
311	11.692	2:20.653
27	15.937	2:20.859
95	16.325	2:21.801
131	18.062	2:19.844
20	18.762	2:21.300
0	18.999	2:21.664
62	19.698	2:21.764
91	21.311	2:20.006
10	22.475	2:23.279
77	22.725	2:21.712
31	24.517	2:25.106
155	27.955	2:24.586
44	28.665	2:24.542
67	29.274	2:26.624
32	31.923	2:25.706
70	32.202	2:25.372
66	32.446	2:25.290
50	36.254	2:26.148
400	40.655	2:28.004
48	41.258	2:28.051
56	45.673	2:29.588
73	48.954	2:30.765
18	49.152	2:31.080
173	49.434	2:30.560
41	49.817	2:30.437
54	50.350	2:30.099
4	57.695	2:34.107
33	1:32.607	2:45.477
23	1:52.397	2:52.403

#### LAP 4 @ 12:18:35.602

NO	BEHIND	LAP TIME
8		2:15.812
777	0.083	2:16.110
60	1.866	2:15.237
125	5.825	2:17.347
34	12.950	2:18.689
97	13.386	2:19.301

19	13.620	2:19.369
35	13.781	2:18.321
311	15.777	2:20.112
131	21.977	2:19.942
27	22.059	2:22.149
20	23.026	2:20.291
95	23.125	2:22.827
0	23.621	2:20.649
91	24.153	2:18.869
62	25.187	2:21.516
77	29.848	2:23.150
10	30.401	2:23.953
31	31.545	2:23.055
44	36.547	2:23.909
155	36.628	2:24.700
67	38.435	2:25.188
32	41.152	2:25.256
66	41.381	2:24.962
70	41.756	2:25.581
50	46.586	2:26.359
400	51.948	2:27.320
48	52.156	2:26.925
56	59.851	2:30.205
73	1:02.895	2:29.968
18	1:05.029	2:31.904
173	1:05.977	2:32.570
41	1:06.060	2:32.270
54	1:06.142	2:31.819
4	1:14.572	2:32.904
33	2:02.799	2:46.219

#### LAP 5 @ 12:20:50.763

NO	BEHIND	LAP TIME
8		2:15.161
777	0.087	2:15.165
60	0.247	2:13.542
125	9.352	2:18.688
97	16.720	2:18.495
34	16.803	2:19.014
19	16.894	2:18.435
23	1 Lap	2:55.793
35	17.336	2:18.716
311	20.838	2:20.222
91	27.436	2:18.444
27	28.806	2:21.908
20	29.096	2:21.231
95	29.585	2:21.621
0	29.646	2:21.186
77	38.926	2:24.239
31	39.497	2:23.113
10	40.352	2:25.112
44	45.250	2:23.864
155	45.401	2:23.934
67	48.308	2:25.034
32	51.902	2:25.911
66	52.689	2:26.469
70	52.770	2:26.175
400	1:04.631	2:27.844
48	1:04.774	2:27.779
56	1:15.140	2:30.450
73	1:19.803	2:32.069
41	1:21.096	2:30.197
173	1:21.325	2:30.509
18	1:22.127	2:32.259
54	1:22.587	2:31.606
4	1:35.564	2:36.153

# BMCRC - MRO Championships 2022 - Rnd 3 @ Snetterton 300

## ACU Team Green Junior Cup & Senior 300

### RACE 8 - SECTOR ANALYSIS



SECTOR 1 = FL to I1, SECTOR 2 = I1 to FL, DIFF = Difference To Personal Best Lap, P = Crossed Finish Line in Pit Lane, D = Time Disallowed

P1		8 S	Phil ATKINSON	Kawasaki NINJA 400 - ROSE MOT/Q Oil Treatments		
IDEAL LAP TIME : 2:15.013		BEST LAP TIME : 2:15.161		DIFFERENCE : 0.148		
LAP	SECTOR 1	SECTOR 2	LAP TIME	MPH	DIFF	TIME OF DAY
1 -		44.897	2:22.439	75.03	7.278	12:11:47.284
2 -	1:31.021	45.252	2:16.273	78.43	1.112	12:14:03.557
3 -	1:31.419	44.814	2:16.233 (3)	78.45	1.072	12:16:19.790
4 -	1:31.444	<b>44.368</b>	2:15.812 (2)	78.69	0.651	12:18:35.602
5 -	<b>1:30.645</b>	44.516	<b>2:15.161 (1)</b>	<b>79.07</b>		<b>12:20:50.763</b>

P2		777 J	Maximus HARDY	Kawasaki NINJA 400 - DAD		
IDEAL LAP TIME : 2:15.165		BEST LAP TIME : 2:15.165		DIFFERENCE : 0.000		
LAP	SECTOR 1	SECTOR 2	LAP TIME	MPH	DIFF	TIME OF DAY
1 -		44.982	2:22.551	74.97	7.386	12:11:47.396
2 -	1:31.205	45.037	2:16.242	78.44	1.077	12:14:03.638
3 -	1:31.268	44.669	2:15.937 (2)	78.62	0.772	12:16:19.575
4 -	1:31.715	44.395	2:16.110 (3)	78.52	0.945	12:18:35.685
5 -	<b>1:31.122</b>	<b>44.043</b>	<b>2:15.165 (1)</b>	<b>79.07</b>		<b>12:20:50.850</b>

P3		60 J	Lennon DOCHERTY	Kawasaki NINJA 400 - Doc Fit Training		
IDEAL LAP TIME : 2:13.542		BEST LAP TIME : 2:13.542		DIFFERENCE : 0.000		
LAP	SECTOR 1	SECTOR 2	LAP TIME	MPH	DIFF	TIME OF DAY
1 -		45.154	2:22.350	75.08	8.808	12:11:47.195
2 -	1:31.193	44.908	2:16.101 (3)	78.53	2.559	12:14:03.296
3 -	1:31.505	47.430	2:18.935	76.92	5.393	12:16:22.231
4 -	1:30.760	44.477	2:15.237 (2)	79.03	1.695	12:18:37.468
5 -	<b>1:29.817</b>	<b>43.725</b>	<b>2:13.542 (1)</b>	<b>80.03</b>		<b>12:20:51.010</b>

P4		125 J	Ben JOLLIFFE	Kawasaki NINJA 300 -		
IDEAL LAP TIME : 2:17.347		BEST LAP TIME : 2:17.347		DIFFERENCE : 0.000		
LAP	SECTOR 1	SECTOR 2	LAP TIME	MPH	DIFF	TIME OF DAY
1 -		45.387	2:23.147	74.66	5.800	12:11:47.992
2 -	1:32.040	45.855	2:17.895 (2)	77.50	0.548	12:14:05.887
3 -	1:32.318	45.875	2:18.193 (3)	77.34	0.846	12:16:24.080
4 -	<b>1:31.976</b>	<b>45.371</b>	<b>2:17.347 (1)</b>	<b>77.81</b>		<b>12:18:41.427</b>
5 -	1:32.121	46.567	2:18.688	77.06	1.341	12:21:00.115

P5		97 J	Ben PLATT	Kawasaki NINJA 400 - adss ltd		
IDEAL LAP TIME : 2:18.293		BEST LAP TIME : 2:18.495		DIFFERENCE : 0.202		
LAP	SECTOR 1	SECTOR 2	LAP TIME	MPH	DIFF	TIME OF DAY
1 -		46.693	2:25.540	73.43	7.045	12:11:50.385
2 -	1:33.617	46.562	2:20.179	76.24	1.684	12:14:10.564
3 -	1:33.283	<b>45.840</b>	2:19.123 (2)	76.82	0.628	12:16:29.687
4 -	1:33.448	45.853	2:19.301 (3)	76.72	0.806	12:18:48.988
5 -	<b>1:32.453</b>	46.042	<b>2:18.495 (1)</b>	<b>77.17</b>		<b>12:21:07.483</b>

P6		34 J	Oliver ARBON	Kawasaki NINJA 400 - tt plumbing and heating		
IDEAL LAP TIME : 2:18.215		BEST LAP TIME : 2:18.689		DIFFERENCE : 0.474		
LAP	SECTOR 1	SECTOR 2	LAP TIME	MPH	DIFF	TIME OF DAY
1 -		46.692	2:25.369	73.52	6.680	12:11:50.214
2 -	1:33.739	46.269	2:20.008	76.33	1.319	12:14:10.222
3 -	1:33.873	45.768	2:19.641 (3)	76.53	0.952	12:16:29.863
4 -	1:33.328	<b>45.361</b>	<b>2:18.689 (1)</b>	<b>77.06</b>		<b>12:18:48.552</b>
5 -	<b>1:32.854</b>	46.160	2:19.014 (2)	76.88	0.325	12:21:07.566

# BMCRC - MRO Championships 2022 - Rnd 3 @ Snetterton 300

## ACU Team Green Junior Cup & Senior 300

### RACE 8 - SECTOR ANALYSIS



SECTOR 1 = FL to I1, SECTOR 2 = I1 to FL, DIFF = Difference To Personal Best Lap, P = Crossed Finish Line in Pit Lane, D = Time Disallowed

P7 19 J James O'MARA		Kawasaki NINJA 400 - BRP Machining Ltd				
IDEAL LAP TIME : 2:18.049		BEST LAP TIME : 2:18.435		DIFFERENCE : 0.386		
LAP	SECTOR 1	SECTOR 2	LAP TIME	MPH	DIFF	TIME OF DAY
1 -		46.864	2:25.880	73.26	7.445	12:11:50.725
2 -	1:33.655	46.503	2:20.158	76.25	1.723	12:14:10.883
3 -	1:33.224	<b>45.746</b>	2:18.970 (2)	76.90	0.535	12:16:29.853
4 -	1:33.251	46.118	2:19.369 (3)	76.68	0.934	12:18:49.222
5 -	<b>1:32.303</b>	46.132	<b>2:18.435 (1)</b>	<b>77.20</b>		<b>12:21:07.657</b>

P8 35 J Zack WESTON		Kawasaki NINJA 400 - NW Racing				
IDEAL LAP TIME : 2:18.321		BEST LAP TIME : 2:18.321		DIFFERENCE : 0.000		
LAP	SECTOR 1	SECTOR 2	LAP TIME	MPH	DIFF	TIME OF DAY
1 -		47.492	2:26.821	72.79	8.500	12:11:51.666
2 -	1:33.054	46.582	2:19.636 (3)	76.54	1.315	12:14:11.302
3 -	1:32.988	46.772	2:19.760	76.47	1.439	12:16:31.062
4 -	<b>1:32.162</b>	<b>46.159</b>	<b>2:18.321 (1)</b>	<b>77.27</b>		<b>12:18:49.383</b>
5 -	1:32.443	46.273	2:18.716 (2)	77.05	0.395	12:21:08.099

P9 311 J Nathan-Ellis WARD		Kawasaki NINJA 300 - Zipped up racing				
IDEAL LAP TIME : 2:19.340		BEST LAP TIME : 2:20.030		DIFFERENCE : 0.690		
LAP	SECTOR 1	SECTOR 2	LAP TIME	MPH	DIFF	TIME OF DAY
1 -		46.945	2:25.739	73.33	5.709	12:11:50.584
2 -	<b>1:33.496</b>	46.534	<b>2:20.030 (1)</b>	<b>76.32</b>		<b>12:14:10.614</b>
3 -	1:33.639	47.014	2:20.653	75.98	0.623	12:16:31.267
4 -	1:34.268	<b>45.844</b>	2:20.112 (2)	76.28	0.082	12:18:51.379
5 -	1:33.806	46.416	2:20.222 (3)	76.22	0.192	12:21:11.601

P10 91 J Sam HIRST		Kawasaki NINJA - Valley Racing				
IDEAL LAP TIME : 2:17.925		BEST LAP TIME : 2:18.444		DIFFERENCE : 0.519		
LAP	SECTOR 1	SECTOR 2	LAP TIME	MPH	DIFF	TIME OF DAY
1 -		48.128	2:35.777	68.61	17.333	12:12:00.622
2 -	1:34.260	45.998	2:20.258	76.20	1.814	12:14:20.880
3 -	1:33.570	46.436	2:20.006 (3)	76.34	1.562	12:16:40.886
4 -	1:33.244	<b>45.625</b>	2:18.869 (2)	76.96	0.425	12:18:59.755
5 -	<b>1:32.300</b>	46.144	<b>2:18.444 (1)</b>	<b>77.20</b>		<b>12:21:18.199</b>

P11 27 J Felix DORLING		Kawasaki NINJA 400 - Kernow Controls				
IDEAL LAP TIME : 2:20.859		BEST LAP TIME : 2:20.859		DIFFERENCE : 0.000		
LAP	SECTOR 1	SECTOR 2	LAP TIME	MPH	DIFF	TIME OF DAY
1 -		47.422	2:28.181	72.12	7.322	12:11:53.026
2 -	1:34.508	47.119	2:21.627 (2)	75.46	0.768	12:14:14.653
3 -	<b>1:33.757</b>	<b>47.102</b>	<b>2:20.859 (1)</b>	<b>75.87</b>		<b>12:16:35.512</b>
4 -	1:34.675	47.474	2:22.149	75.18	1.290	12:18:57.661
5 -	1:34.401	47.507	2:21.908 (3)	75.31	1.049	12:21:19.569

P12 20 J Jack MUIR		Kawasaki NINJA 400 -				
IDEAL LAP TIME : 2:20.291		BEST LAP TIME : 2:20.291		DIFFERENCE : 0.000		
LAP	SECTOR 1	SECTOR 2	LAP TIME	MPH	DIFF	TIME OF DAY
1 -		47.065	2:29.909	71.29	9.618	12:11:54.754
2 -	1:35.602	46.681	2:22.283	75.11	1.992	12:14:17.037
3 -	1:34.043	47.257	2:21.300 (3)	75.64	1.009	12:16:38.337
4 -	<b>1:33.756</b>	<b>46.535</b>	<b>2:20.291 (1)</b>	<b>76.18</b>		<b>12:18:58.628</b>
5 -	1:34.490	46.741	2:21.231 (2)	75.67	0.940	12:21:19.859

# BMCRC - MRO Championships 2022 - Rnd 3 @ Snetterton 300

## ACU Team Green Junior Cup & Senior 300

### RACE 8 - SECTOR ANALYSIS



SECTOR 1 = FL to I1, SECTOR 2 = I1 to FL, DIFF = Difference To Personal Best Lap, P = Crossed Finish Line in Pit Lane, D = Time Disallowed

P13 95 J		Greg MARSHALL		Kawasaki NINJA 300 - Mum & Dad; HEL Performance		
IDEAL LAP TIME : 2:20.641		BEST LAP TIME : 2:20.641		DIFFERENCE : 0.000		
LAP	SECTOR 1	SECTOR 2	LAP TIME	MPH	DIFF	TIME OF DAY
1 -		46.683	2:28.613	71.91	7.972	12:11:53.458
2 -	<b>1:34.146</b>	<b>46.495</b>	<b>2:20.641 (1)</b>	<b>75.99</b>		<b>12:14:14.099</b>
3 -	1:34.373	47.428	2:21.801 (3)	75.37	1.160	12:16:35.900
4 -	1:34.395	48.432	2:22.827	74.83	2.186	12:18:58.727
5 -	1:34.352	47.269	2:21.621 (2)	75.46	0.980	12:21:20.348

P14 0 S		Elizabeth CLEAVER		Kawasaki NINJA 400 -		
IDEAL LAP TIME : 2:20.649		BEST LAP TIME : 2:20.649		DIFFERENCE : 0.000		
LAP	SECTOR 1	SECTOR 2	LAP TIME	MPH	DIFF	TIME OF DAY
1 -		46.986	2:30.138	71.18	9.489	12:11:54.983
2 -	1:34.036	47.891	2:21.927	75.30	1.278	12:14:16.910
3 -	1:34.232	47.432	2:21.664 (3)	75.44	1.015	12:16:38.574
4 -	<b>1:34.011</b>	<b>46.638</b>	<b>2:20.649 (1)</b>	<b>75.99</b>		<b>12:18:59.223</b>
5 -	1:34.375	46.811	2:21.186 (2)	75.70	0.537	12:21:20.409

P15 77 J		Joe WHITE		Kawasaki NINJA 400 - Just In Graphics /MZ CONTRACTS/ Silver		
IDEAL LAP TIME : 2:21.712		BEST LAP TIME : 2:21.712		DIFFERENCE : 0.000		
LAP	SECTOR 1	SECTOR 2	LAP TIME	MPH	DIFF	TIME OF DAY
1 -		47.018	2:32.965	69.87	11.253	12:11:57.810
2 -	1:35.470	47.308	2:22.778 (2)	74.85	1.066	12:14:20.588
3 -	<b>1:35.232</b>	<b>46.480</b>	<b>2:21.712 (1)</b>	<b>75.42</b>		<b>12:16:42.300</b>
4 -	1:36.181	46.969	2:23.150 (3)	74.66	1.438	12:19:05.450
5 -	1:36.790	47.449	2:24.239	74.09	2.527	12:21:29.689

P16 31 J		Robbie PARK		Kawasaki NINJA - Friends & Family		
IDEAL LAP TIME : 2:22.087		BEST LAP TIME : 2:23.047		DIFFERENCE : 0.960		
LAP	SECTOR 1	SECTOR 2	LAP TIME	MPH	DIFF	TIME OF DAY
1 -		47.365	2:31.094	70.73	8.047	12:11:55.939
2 -	1:35.833	47.214	<b>2:23.047 (1)</b>	<b>74.71</b>		<b>12:14:18.986</b>
3 -	1:37.690	47.416	2:25.106	73.65	2.059	12:16:44.092
4 -	1:36.321	<b>46.734</b>	2:23.055 (2)	74.71	0.008	12:19:07.147
5 -	<b>1:35.353</b>	47.760	2:23.113 (3)	74.68	0.066	12:21:30.260

P17 10 S		Mike BRUNSDON		Kawasaki NINJA 400 - CF Fairford		
IDEAL LAP TIME : 2:22.676		BEST LAP TIME : 2:22.676		DIFFERENCE : 0.000		
LAP	SECTOR 1	SECTOR 2	LAP TIME	MPH	DIFF	TIME OF DAY
1 -		47.952	2:31.250	70.66	8.574	12:11:56.095
2 -	<b>1:35.619</b>	<b>47.057</b>	<b>2:22.676 (1)</b>	<b>74.91</b>		<b>12:14:18.771</b>
3 -	1:35.774	47.505	2:23.279 (2)	74.59	0.603	12:16:42.050
4 -	1:36.535	47.418	2:23.953 (3)	74.24	1.277	12:19:06.003
5 -	1:36.500	48.612	2:25.112	73.65	2.436	12:21:31.115

P18 44 J		Sam GREEN		Kawasaki NINJA 300 -		
IDEAL LAP TIME : 2:23.155		BEST LAP TIME : 2:23.598		DIFFERENCE : 0.443		
LAP	SECTOR 1	SECTOR 2	LAP TIME	MPH	DIFF	TIME OF DAY
1 -		48.140	2:35.255	68.84	11.657	12:12:00.100
2 -	<b>1:35.823</b>	47.775	<b>2:23.598 (1)</b>	<b>74.43</b>		<b>12:14:23.698</b>
3 -	1:36.518	48.024	2:24.542	73.94	0.944	12:16:48.240
4 -	1:35.950	47.959	2:23.909 (3)	74.26	0.311	12:19:12.149
5 -	1:36.532	<b>47.332</b>	2:23.864 (2)	74.29	0.266	12:21:36.013



# BMCRC - MRO Championships 2022 - Rnd 3 @ Snetterton 300

## ACU Team Green Junior Cup & Senior 300

### RACE 8 - SECTOR ANALYSIS



SECTOR 1 = FL to I1, SECTOR 2 = I1 to FL, DIFF = Difference To Personal Best Lap, P = Crossed Finish Line in Pit Lane, D = Time Disallowed

P19 155 J		Brandon BAKER		Kawasaki NINJA 300 - K-66, ION.		
IDEAL LAP TIME : 2:23.633		BEST LAP TIME : 2:23.699		DIFFERENCE : 0.066		
LAP	SECTOR 1	SECTOR 2	LAP TIME	MPH	DIFF	TIME OF DAY
1 -		48.125	2:34.400	69.22	10.701	12:11:59.245
2 -	1:36.506	<b>47.193</b>	<b>2:23.699 (1)</b>	<b>74.37</b>		<b>12:14:22.944</b>
3 -	1:37.053	47.533	2:24.586 (3)	73.92	0.887	12:16:47.530
4 -	1:36.776	47.924	2:24.700	73.86	1.001	12:19:12.230
5 -	<b>1:36.440</b>	47.494	2:23.934 (2)	74.25	0.235	12:21:36.164

P20 67 J		Iwan JONES		Kawasaki NINJA 300 - Danosh Services Ltd		
IDEAL LAP TIME : 2:23.639		BEST LAP TIME : 2:23.639		DIFFERENCE : 0.000		
LAP	SECTOR 1	SECTOR 2	LAP TIME	MPH	DIFF	TIME OF DAY
1 -		47.583	2:33.741	69.51	10.102	12:11:58.586
2 -	<b>1:36.451</b>	<b>47.188</b>	<b>2:23.639 (1)</b>	<b>74.40</b>		<b>12:14:22.225</b>
3 -	1:37.682	48.942	2:26.624	72.89	2.985	12:16:48.849
4 -	1:37.201	47.987	2:25.188 (3)	73.61	1.549	12:19:14.037
5 -	1:36.769	48.265	2:25.034 (2)	73.69	1.395	12:21:39.071

P21 32 S		Conor MURRAY		Kawasaki NINJA 300 -		
IDEAL LAP TIME : 2:24.447		BEST LAP TIME : 2:24.447		DIFFERENCE : 0.000		
LAP	SECTOR 1	SECTOR 2	LAP TIME	MPH	DIFF	TIME OF DAY
1 -		48.889	2:36.500	68.29	12.053	12:12:01.345
2 -	<b>1:36.663</b>	<b>47.784</b>	<b>2:24.447 (1)</b>	<b>73.99</b>		<b>12:14:25.792</b>
3 -	1:37.168	48.538	2:25.706 (3)	73.35	1.259	12:16:51.498
4 -	1:37.286	47.970	2:25.256 (2)	73.58	0.809	12:19:16.754
5 -	1:37.232	48.679	2:25.911	73.25	1.464	12:21:42.665

P22 66 S		Mark SMITH		Kawasaki NINJA 300 - MHP EXHAUST'S		
IDEAL LAP TIME : 2:24.028		BEST LAP TIME : 2:24.381		DIFFERENCE : 0.353		
LAP	SECTOR 1	SECTOR 2	LAP TIME	MPH	DIFF	TIME OF DAY
1 -		49.752	2:37.505	67.85	13.124	12:12:02.350
2 -	<b>1:35.984</b>	48.397	<b>2:24.381 (1)</b>	<b>74.02</b>		<b>12:14:26.731</b>
3 -	1:36.850	48.440	2:25.290 (3)	73.56	0.909	12:16:52.021
4 -	1:36.918	<b>48.044</b>	2:24.962 (2)	73.73	0.581	12:19:16.983
5 -	1:37.079	49.390	2:26.469	72.97	2.088	12:21:43.452

P23 70 S		Justin WHITE		Kawasaki NINJA 400 - Just In Graphics		
IDEAL LAP TIME : 2:25.035		BEST LAP TIME : 2:25.248		DIFFERENCE : 0.213		
LAP	SECTOR 1	SECTOR 2	LAP TIME	MPH	DIFF	TIME OF DAY
1 -		49.136	2:36.312	68.37	11.064	12:12:01.157
2 -	1:36.950	<b>48.298</b>	<b>2:25.248 (1)</b>	<b>73.58</b>		<b>12:14:26.405</b>
3 -	<b>1:36.737</b>	48.635	2:25.372 (2)	73.52	0.124	12:16:51.777
4 -	1:37.143	48.438	2:25.581 (3)	73.41	0.333	12:19:17.358
5 -	1:36.968	49.207	2:26.175	73.11	0.927	12:21:43.533

P24 400 S		Stuart THURTLÉ		Kawasaki NINJA 400 - TeamTortoise Racing		
IDEAL LAP TIME : 2:27.104		BEST LAP TIME : 2:27.320		DIFFERENCE : 0.216		
LAP	SECTOR 1	SECTOR 2	LAP TIME	MPH	DIFF	TIME OF DAY
1 -		49.450	2:38.858	67.28	11.538	12:12:03.703
2 -	1:38.450	50.073	2:28.523	71.96	1.203	12:14:32.226
3 -	1:38.810	<b>49.194</b>	2:28.004 (3)	72.21	0.684	12:17:00.230
4 -	<b>1:37.910</b>	49.410	<b>2:27.320 (1)</b>	<b>72.55</b>		<b>12:19:27.550</b>
5 -	1:38.219	49.625	2:27.844 (2)	72.29	0.524	12:21:55.394

# BMCRC - MRO Championships 2022 - Rnd 3 @ Snetterton 300

## ACU Team Green Junior Cup & Senior 300

### RACE 8 - SECTOR ANALYSIS



SECTOR 1 = FL to I1, SECTOR 2 = I1 to FL, DIFF = Difference To Personal Best Lap, P = Crossed Finish Line in Pit Lane, D = Time Disallowed

P25 48 S		Kevin SABBARTON		Kawasaki NINJA 300 -		
IDEAL LAP TIME : 2:26.824		BEST LAP TIME : 2:26.925		DIFFERENCE : 0.101		
LAP	SECTOR 1	SECTOR 2	LAP TIME	MPH	DIFF	TIME OF DAY
1 -		50.031	2:39.647	66.94	12.722	12:12:04.492
2 -	1:38.838	<b>49.452</b>	2:28.290	72.07	1.365	12:14:32.782
3 -	1:38.493	49.558	2:28.051 (3)	72.19	1.126	12:17:00.833
4 -	<b>1:37.372</b>	49.553	<b>2:26.925 (1)</b>	<b>72.74</b>		<b>12:19:27.758</b>
5 -	1:37.982	49.797	2:27.779 (2)	72.32	0.854	12:21:55.537

P26 56 S		Jack WOLFF		Kawasaki NINJA 300 -		
IDEAL LAP TIME : 2:28.927		BEST LAP TIME : 2:29.248		DIFFERENCE : 0.321		
LAP	SECTOR 1	SECTOR 2	LAP TIME	MPH	DIFF	TIME OF DAY
1 -		50.893	2:41.567	66.15	12.319	12:12:06.412
2 -	<b>1:39.201</b>	50.047	<b>2:29.248 (1)</b>	<b>71.61</b>		<b>12:14:35.660</b>
3 -	1:39.862	<b>49.726</b>	2:29.588 (2)	71.45	0.340	12:17:05.248
4 -	1:39.981	50.224	2:30.205 (3)	71.15	0.957	12:19:35.453
5 -	1:39.906	50.544	2:30.450	71.04	1.202	12:22:05.903

P27 73 S		Jemma HANNAFORD		Kawasaki NINJA 300 -		
IDEAL LAP TIME : 2:29.608		BEST LAP TIME : 2:29.968		DIFFERENCE : 0.360		
LAP	SECTOR 1	SECTOR 2	LAP TIME	MPH	DIFF	TIME OF DAY
1 -		50.415	2:42.381	65.82	12.413	12:12:07.226
2 -	<b>1:39.812</b>	50.726	2:30.538 (2)	70.99	0.570	12:14:37.764
3 -	1:39.911	50.854	2:30.765 (3)	70.89	0.797	12:17:08.529
4 -	1:40.172	<b>49.796</b>	<b>2:29.968 (1)</b>	<b>71.26</b>		<b>12:19:38.497</b>
5 -	1:41.666	50.403	2:32.069	70.28	2.101	12:22:10.566

P28 41 S		Stephen ROBEY		Kawasaki NINJA 250 - A&L Composites		
IDEAL LAP TIME : 2:30.197		BEST LAP TIME : 2:30.197		DIFFERENCE : 0.000		
LAP	SECTOR 1	SECTOR 2	LAP TIME	MPH	DIFF	TIME OF DAY
1 -		50.759	2:42.472	65.78	12.275	12:12:07.317
2 -	1:41.122	50.516	2:31.638 (3)	70.48	1.441	12:14:38.955
3 -	1:40.182	50.255	2:30.437 (2)	71.04	0.240	12:17:09.392
4 -	1:41.188	51.082	2:32.270	70.19	2.073	12:19:41.662
5 -	<b>1:40.052</b>	<b>50.145</b>	<b>2:30.197 (1)</b>	<b>71.16</b>		<b>12:22:11.859</b>

P29 173 S		Jason HEANAN		Kawasaki NINJA 300 -		
IDEAL LAP TIME : 2:29.806		BEST LAP TIME : 2:30.509		DIFFERENCE : 0.703		
LAP	SECTOR 1	SECTOR 2	LAP TIME	MPH	DIFF	TIME OF DAY
1 -		51.231	2:42.411	65.80	11.902	12:12:07.256
2 -	1:40.706	50.487	2:31.193 (3)	70.69	0.684	12:14:38.449
3 -	<b>1:39.874</b>	50.686	2:30.560 (2)	70.98	0.051	12:17:09.009
4 -	1:42.059	50.511	2:32.570	70.05	2.061	12:19:41.579
5 -	1:40.577	<b>49.932</b>	<b>2:30.509 (1)</b>	<b>71.01</b>		<b>12:22:12.088</b>

P30 18 J		George HIGGINS		Kawasaki NINJA 400 - Aztec Racing		
IDEAL LAP TIME : 2:30.305		BEST LAP TIME : 2:31.049		DIFFERENCE : 0.744		
LAP	SECTOR 1	SECTOR 2	LAP TIME	MPH	DIFF	TIME OF DAY
1 -		51.107	2:41.753	66.07	10.704	12:12:06.598
2 -	1:40.277	50.772	<b>2:31.049 (1)</b>	<b>70.75</b>		<b>12:14:37.647</b>
3 -	<b>1:39.900</b>	51.180	2:31.080 (2)	70.74	0.031	12:17:08.727
4 -	1:41.499	<b>50.405</b>	2:31.904 (3)	70.36	0.855	12:19:40.631
5 -	1:40.572	51.687	2:32.259	70.19	1.210	12:22:12.890

# BMCRC - MRO Championships 2022 - Rnd 3 @ Snetterton 300

## ACU Team Green Junior Cup & Senior 300

### RACE 8 - SECTOR ANALYSIS



SECTOR 1 = FL to I1, SECTOR 2 = I1 to FL, DIFF = Difference To Personal Best Lap, P = Crossed Finish Line in Pit Lane, D = Time Disallowed

P31 54 S		Ben SCOTT		Kawasaki NINJA 250 - GI Landscapes VampTech		
IDEAL LAP TIME : 2:30.099		BEST LAP TIME : 2:30.099		DIFFERENCE : 0.000		
LAP	SECTOR 1	SECTOR 2	LAP TIME	MPH	DIFF	TIME OF DAY
1 -		51.193	2:44.659	64.91	14.560	12:12:09.504
2 -	1:40.119	50.203	2:30.322 (2)	71.10	0.223	12:14:39.826
3 -	<b>1:40.058</b>	<b>50.041</b>	<b>2:30.099 (1)</b>	<b>71.20</b>		<b>12:17:09.925</b>
4 -	1:41.347	50.472	2:31.819	70.40	1.720	12:19:41.744
5 -	1:40.924	50.682	2:31.606 (3)	70.49	1.507	12:22:13.350

P32 4 S		Nigel FRANKLIN		Kawasaki NINJA - Jane Franklin		
IDEAL LAP TIME : 2:32.697		BEST LAP TIME : 2:32.904		DIFFERENCE : 0.207		
LAP	SECTOR 1	SECTOR 2	LAP TIME	MPH	DIFF	TIME OF DAY
1 -		<b>51.279</b>	2:44.217	65.08	11.313	12:12:09.062
2 -	1:42.161	51.940	2:34.101 (2)	69.35	1.197	12:14:43.163
3 -	<b>1:41.418</b>	52.689	2:34.107 (3)	69.35	1.203	12:17:17.270
4 -	1:41.519	51.385	<b>2:32.904 (1)</b>	<b>69.90</b>		<b>12:19:50.174</b>
5 -	1:43.168	52.985	2:36.153	68.44	3.249	12:22:26.327

P33 33 J		Patrick KLINGE		Kawasaki NINJA 300 -		
IDEAL LAP TIME : 2:44.886		BEST LAP TIME : 2:45.477		DIFFERENCE : 0.591		
LAP	SECTOR 1	SECTOR 2	LAP TIME	MPH	DIFF	TIME OF DAY
1 -		<b>55.526</b>	2:54.365	61.29	8.888	12:12:19.210
2 -	1:50.572	56.923	2:47.495 (3)	63.81	2.018	12:15:06.705
3 -	<b>1:49.360</b>	56.117	<b>2:45.477 (1)</b>	<b>64.58</b>		<b>12:17:52.182</b>
4 -	1:49.730	56.489	2:46.219 (2)	64.30	0.742	12:20:38.401

P34 23 S		Saskya BUSH		Kawasaki NINJA 300 -		
IDEAL LAP TIME : 2:51.742		BEST LAP TIME : 2:52.257		DIFFERENCE : 0.515		
LAP	SECTOR 1	SECTOR 2	LAP TIME	MPH	DIFF	TIME OF DAY
1 -		57.810	3:02.467	58.57	10.210	12:12:27.312
2 -	1:55.014	57.243	<b>2:52.257 (1)</b>	<b>62.04</b>		<b>12:15:19.569</b>
3 -	<b>1:55.007</b>	57.396	2:52.403 (2)	61.99	0.146	12:18:11.972
4 -	1:59.058	<b>56.735</b>	2:55.793 (3)	60.79	3.536	12:21:07.765

P35 131 J		Dylan MELLOR		Kawasaki NINJA 300 - BDS Motorcycles		
IDEAL LAP TIME : 2:19.306		BEST LAP TIME : 2:19.844		DIFFERENCE : 0.538		
LAP	SECTOR 1	SECTOR 2	LAP TIME	MPH	DIFF	TIME OF DAY
1 -		46.174	2:32.316	70.17	12.472	12:11:57.161
2 -	1:34.543	<b>46.089</b>	2:20.632 (3)	76.00	0.788	12:14:17.793
3 -	1:33.360	46.484	<b>2:19.844 (1)</b>	<b>76.42</b>		<b>12:16:37.637</b>
4 -	<b>1:33.217</b>	46.725	2:19.942 (2)	76.37	0.098	12:18:57.579

P36 62 S		Nicholas BETTRIDGE		Kawasaki NINJA - Weald builders		
IDEAL LAP TIME : 2:21.516		BEST LAP TIME : 2:21.516		DIFFERENCE : 0.000		
LAP	SECTOR 1	SECTOR 2	LAP TIME	MPH	DIFF	TIME OF DAY
1 -		47.233	2:29.948	71.27	8.432	12:11:54.793
2 -	1:35.735	46.981	2:22.716 (3)	74.89	1.200	12:14:17.509
3 -	1:34.760	47.004	2:21.764 (2)	75.39	0.248	12:16:39.273
4 -	<b>1:34.751</b>	<b>46.765</b>	<b>2:21.516 (1)</b>	<b>75.52</b>		<b>12:19:00.789</b>

P37 50 J		Jay YELDHAM		Kawasaki NINJA 400 - WKD Installations		
IDEAL LAP TIME : 2:25.779		BEST LAP TIME : 2:26.148		DIFFERENCE : 0.369		
LAP	SECTOR 1	SECTOR 2	LAP TIME	MPH	DIFF	TIME OF DAY
1 -		49.454	2:38.136	67.58	11.988	12:12:02.981
2 -	1:37.058	49.642	2:26.700 (3)	72.85	0.552	12:14:29.681
3 -	1:37.211	<b>48.937</b>	<b>2:26.148 (1)</b>	<b>73.13</b>		<b>12:16:55.829</b>
4 -	<b>1:36.842</b>	49.517	2:26.359 (2)	73.02	0.211	12:19:22.188

# BMCRC - MRO Championships 2022 - Rnd 3 @ Snetterton 300

## ACU Team Green Junior Cup & Senior 300

### RACE 8 - SECTOR ANALYSIS



SECTOR 1 = FL to I1, SECTOR 2 = I1 to FL, DIFF = Difference To Personal Best Lap, P = Crossed Finish Line in Pit Lane, D = Time Disallowed

P38 118 J		Max HALL		Kawasaki NINJA 300 - Racecraft rider development			
IDEAL LAP TIME : 2:20.469		BEST LAP TIME : 2:20.469		DIFFERENCE : 0.000			
LAP	SECTOR 1	SECTOR 2	LAP TIME	MPH	DIFF	TIME OF DAY	
1 -		47.448	2:26.873	72.77	6.404	12:11:51.718	
2 -	<b>1:33.126</b>	<b>47.343</b>	<b>2:20.469 (1)</b>	<b>76.08</b>		<b>12:14:12.187</b>	

# BMCRC - MRO Championships 2022 - Rnd 3 @ Snetterton 300

## ACU Team Green Junior Cup & Senior 300

### RACE 8 - BEST SECTORS

SECTOR 1				SECTOR 2				IDEAL / BEST COMPARISON				
POS	NO	NAME	TIME	NO	NAME	TIME	POS	NO	NAME	IDEAL	BEST	DIFF
									<b>PERFECT LAP</b>	<b>2:13.542</b>		
1	60	DOCHERTY	1:29.817	60	DOCHERTY	43.725	1	60	DOCHERTY	2:13.542	2:13.542	0.000
2	8	ATKINSON	1:30.645	777	HARDY	44.043	2	8	ATKINSON	2:15.013	2:15.161	0.148
3	777	HARDY	1:31.122	8	ATKINSON	44.368	3	777	HARDY	2:15.165	2:15.165	0.000
4	125	JOLLIFFE	1:31.976	34	ARBON	45.361	4	125	JOLLIFFE	2:17.347	2:17.347	0.000
5	35	WESTON	1:32.162	125	JOLLIFFE	45.371	5	91	HIRST	2:17.925	2:18.444	0.519
6	91	HIRST	1:32.300	91	HIRST	45.625	6	19	O'MARA	2:18.049	2:18.435	0.386
7	19	O'MARA	1:32.303	19	O'MARA	45.746	7	34	ARBON	2:18.215	2:18.689	0.474
8	97	PLATT	1:32.453	97	PLATT	45.840	8	97	PLATT	2:18.293	2:18.495	0.202
9	34	ARBON	1:32.854	311	WARD	45.844	9	35	WESTON	2:18.321	2:18.321	0.000
10	118	HALL	1:33.126	131	MELLOR	46.089	10	131	MELLOR	2:19.306	2:19.844	0.538
11	131	MELLOR	1:33.217	35	WESTON	46.159	11	311	WARD	2:19.340	2:20.030	0.690
12	311	WARD	1:33.496	77	WHITE	46.480	12	20	MUIR	2:20.291	2:20.291	0.000
13	20	MUIR	1:33.756	95	MARSHALL	46.495	13	118	HALL	2:20.469	2:20.469	0.000
14	27	DORLING	1:33.757	20	MUIR	46.535	14	95	MARSHALL	2:20.641	2:20.641	0.000
15	0	CLEAVER	1:34.011	0	CLEAVER	46.638	15	0	CLEAVER	2:20.649	2:20.649	0.000
16	95	MARSHALL	1:34.146	31	PARK	46.734	16	27	DORLING	2:20.859	2:20.859	0.000
17	62	BETTRIDGE	1:34.751	62	BETTRIDGE	46.765	17	62	BETTRIDGE	2:21.516	2:21.516	0.000
18	77	WHITE	1:35.232	10	BRUNSDON	47.057	18	77	WHITE	2:21.712	2:21.712	0.000
19	31	PARK	1:35.353	27	DORLING	47.102	19	31	PARK	2:22.087	2:23.047	0.960
20	10	BRUNSDON	1:35.619	67	JONES	47.188	20	10	BRUNSDON	2:22.676	2:22.676	0.000
21	44	GREEN	1:35.823	155	BAKER	47.193	21	44	GREEN	2:23.155	2:23.598	0.443
22	66	SMITH	1:35.984	44	GREEN	47.332	22	155	BAKER	2:23.633	2:23.699	0.066
23	155	BAKER	1:36.440	118	HALL	47.343	23	67	JONES	2:23.639	2:23.639	0.000
24	67	JONES	1:36.451	32	MURRAY	47.784	24	66	SMITH	2:24.028	2:24.381	0.353
25	32	MURRAY	1:36.663	66	SMITH	48.044	25	32	MURRAY	2:24.447	2:24.447	0.000
26	70	WHITE	1:36.737	70	WHITE	48.298	26	70	WHITE	2:25.035	2:25.248	0.213
27	50	YELDHAM	1:36.842	50	YELDHAM	48.937	27	50	YELDHAM	2:25.779	2:26.148	0.369
28	48	SABBARTON	1:37.372	400	THURTL	49.194	28	48	SABBARTON	2:26.824	2:26.925	0.101
29	400	THURTL	1:37.910	48	SABBARTON	49.452	29	400	THURTL	2:27.104	2:27.320	0.216
30	56	WOLFF	1:39.201	56	WOLFF	49.726	30	56	WOLFF	2:28.927	2:29.248	0.321
31	73	HANNAFORD	1:39.812	73	HANNAFORD	49.796	31	73	HANNAFORD	2:29.608	2:29.968	0.360
32	173	HEANAN	1:39.874	173	HEANAN	49.932	32	173	HEANAN	2:29.806	2:30.509	0.703
33	18	HIGGINS	1:39.900	54	SCOTT	50.041	33	54	SCOTT	2:30.099	2:30.099	0.000
34	41	ROBEY	1:40.052	41	ROBEY	50.145	34	41	ROBEY	2:30.197	2:30.197	0.000
35	54	SCOTT	1:40.058	18	HIGGINS	50.405	35	18	HIGGINS	2:30.305	2:31.049	0.744
36	4	FRANKLIN	1:41.418	4	FRANKLIN	51.279	36	4	FRANKLIN	2:32.697	2:32.904	0.207
37	33	KLINGE	1:49.360	33	KLINGE	55.526	37	33	KLINGE	2:44.886	2:45.477	0.591
38	23	BUSH	1:55.007	23	BUSH	56.735	38	23	BUSH	2:51.742	2:52.257	0.515

# BMCRC - MRO Championships 2022 - Rnd 3 @ Snetterton 300

## ACU Team Green Junior Cup & Senior 300

### RACE 8 - STATISTICS

**Competitors Started** 38  
**Planned Start** 2022-05-08 @ 12:15:00.000  
**Actual Start** 2022-05-08 @ 12:09:24.844  
**Finish Time**  
**Track Length** 2.9689mi.  
**Total Laps** 182  
**Total Distance Covered** 540.3419mi.

#### Session Fastest Lap History

NO	CL	NAME	LAP TIME	TIME OF DAY	LAP	VEHICLE
60	J	Lennon DOCHERTY	2:16.101	12:14:03.306	2	Kawasaki NINJA 400
777	J	Maximus HARDY	2:15.937	12:16:19.586	3	Kawasaki NINJA 400
8	S	Phil ATKINSON	2:15.812	12:18:35.605	4	Kawasaki NINJA 400
60	J	Lennon DOCHERTY	2:15.237	12:18:37.477	4	Kawasaki NINJA 400
8	S	Phil ATKINSON	2:15.161	12:20:50.766	5	Kawasaki NINJA 400
60	J	Lennon DOCHERTY	2:13.542	12:20:51.020	5	Kawasaki NINJA 400

#### Session Leader History

NO	CL	NAME	FROM LAP	LAPS LED	DISTANCE	VEHICLE
60	J	Lennon DOCHERTY	1	2	5.93 miles	Kawasaki NINJA 400
777	J	Maximus HARDY	3	1	2.96 miles	Kawasaki NINJA 400
8	S	Phil ATKINSON	4	2	5.93 miles	Kawasaki NINJA 400

#### Flag History

TYPE	TIME OF DAY
GREEN	12:09:24.844
RED	12:22:26.328

#### Flag Statistics

TYPE	COUNT	TOTAL LAPS	TOTAL TIME
Green	1	5	13:01.483
Red	1	0	0.000
Safety Car	0	0	0.000
FCY	0	0	0.000

# BMCRC - MRO Championships 2022 - Rnd 3 @ Snetterton 300

## ACU Team Green Junior Cup & Senior 300

### RACE 8 - STATISTICS

CLASS : J

22 Starters

#### Fastest Lap History

NO	NAME	LAP TIME	TIME OF DAY	LAP	VEHICLE
60	Lennon DOCHERTY	<b>2:16.101</b>	12:14:03.306	2	Kawasaki NINJA 400
777	Maximus HARDY	<b>2:15.937</b>	12:16:19.586	3	Kawasaki NINJA 400
60	Lennon DOCHERTY	<b>2:15.237</b>	12:18:37.477	4	Kawasaki NINJA 400
777	Maximus HARDY	<b>2:15.165</b>	12:20:50.833	5	Kawasaki NINJA 400
60	Lennon DOCHERTY	<b>2:13.542</b>	12:20:51.020	5	Kawasaki NINJA 400

#### Leader History

NO	NAME	FROM LAP	LAPS LED	DISTANCE	VEHICLE
60	Lennon DOCHERTY	1	2	5.93 miles	Kawasaki NINJA 400
777	Maximus HARDY	3	3	8.90 miles	Kawasaki NINJA 400

# BMCRC - MRO Championships 2022 - Rnd 3 @ Snetterton 300

## ACU Team Green Junior Cup & Senior 300

### RACE 8 - STATISTICS

**CLASS : S**

16 Starters

#### Fastest Lap History

NO	NAME	LAP TIME	TIME OF DAY	LAP	VEHICLE
8	Phil ATKINSON	<b>2:16.273</b>	12:14:03.560	2	Kawasaki NINJA 400
8	Phil ATKINSON	<b>2:16.233</b>	12:16:19.793	3	Kawasaki NINJA 400
8	Phil ATKINSON	<b>2:15.812</b>	12:18:35.605	4	Kawasaki NINJA 400
8	Phil ATKINSON	<b>2:15.161</b>	12:20:50.766	5	Kawasaki NINJA 400

#### Leader History

NO	NAME	FROM LAP	LAPS LED	DISTANCE	VEHICLE
8	Phil ATKINSON	1	5	14.84 miles	Kawasaki NINJA 400



# BMCRC - MRO Championships 2022 - Rnd 3 @ Snetterton 300



## ACU Team Green Junior Cup & Senior 300

### RACE 18 - GRID (7 Laps)



ROW 13	39	58	Chris ROSE	2:52.257	38	23	Saskya BUSH	2:45.477	37	33	Patrick KLINGE
ROW 12	36	4	Nigel FRANKLIN	2:32.904	35	18	George HIGGINS	2:31.049	34	173	Jason HEANAN
ROW 11	33	41	Stephen ROBEY	2:30.197	32	54	Ben SCOTT	2:30.099	31	73	Jemma HANNAFORD
ROW 10	30	56	Jack WOLFF	2:29.248	29	400	Stuart THURTLÉ	2:27.320	28	48	Kevin SABBARTON
ROW 9	27	50	Jay YELDHAM	2:26.148	26	70	Justin WHITE	2:25.248	25	32	Conor MURRAY
ROW 8	24	66	Mark SMITH	2:24.381	23	155	Brandon BAKER	2:23.699	22	67	Iwan JONES
ROW 7	21	44	Sam GREEN	2:23.598	20	31	Robbie PARK	2:23.047	19	10	Mike BRUNSDON
ROW 6	18	77	Joe WHITE	2:21.712	17	62	Nicholas BETTRIDGE	2:21.516	16	27	Felix DORLING
ROW 5	15	0	Elizabeth CLEAVER	2:20.649	14	95	Greg MARSHALL	2:20.641	13	118	Max HALL
ROW 4	12	20	Jack MUIR	2:20.291	11	311	Nathan-Ellis WARD	2:20.030	10	131	Dylan MELLOR
ROW 3	9	34	Oliver ARBON	2:18.689	8	97	Ben PLATT	2:18.495	7	91	Sam HIRST
ROW 2	6	19	James O'MARA	2:18.435	5	35	Zack WESTON	2:18.321	4	125	Ben JOLLIFFE
ROW 1	3	777	Maximus HARDY	2:15.165	2	8	Phil ATKINSON	2:15.161	1	60	Lennon DOCHERTY
<b>Pole</b>											

Snetterton 300: 2.9689 miles

These results are provisional until the conclusion of any judicial and technical matters.

Clerk Of Course :	Stewards :	Timekeeper : Craig Smith
-------------------	------------	--------------------------

Results can be found at [www.tsl-timing.com](http://www.tsl-timing.com)

Printed - 12:32 Sunday, 08 May 2022



# BMCRC - MRO Championships 2022 - Rnd 3 @ Snetterton 300



## ACU Team Green Junior Cup & Senior 300

### RACE 18 - CLASSIFICATION

# Kawasaki

POS	NO	CL	PIC NAME	ENTRY	LAPS	TIME	GAP	DIFF	MPH	BEST	ON
1	60	J	1 Lennon DOCHERTY	Kawasaki NINJA 400 - Doc Fit Training	7	15:55.087			78.33	2:14.819	3
2	19	J	2 James O'MARA	Kawasaki NINJA 400 - BRP Machining Ltd	7	15:55.170	0.083	0.083	78.32	2:14.422	4
3	777	J	3 Maximus HARDY	Kawasaki NINJA 400 - DAD	7	15:55.252	0.165	0.082	78.32	2:15.009	7
4	8	S	1 Phil ATKINSON	Kawasaki NINJA 400 - ROSE MOT/Q Oil Treatments	7	15:55.630	0.543	0.378	78.29	2:14.314	4
5	35	J	4 Zack WESTON	Kawasaki NINJA 400 - NW Racing	7	16:17.467	22.380	21.837	76.54	2:17.176	3
6	125	J	5 Ben JOLLIFFE	Kawasaki NINJA 300 -	7	16:19.322	24.235	1.855	76.39	2:18.343	4
7	131	J	6 Dylan MELLOR	Kawasaki NINJA 300 - BDS Motorcycles	7	16:21.830	26.743	2.508	76.20	2:18.199	4
8	91	J	7 Sam HIRST	Kawasaki NINJA - Valley Racing	7	16:27.721	32.634	5.891	75.74	2:19.046	2
9	20	J	8 Jack MUIR	Kawasaki NINJA 400 -	7	16:35.614	40.527	7.893	75.14	2:19.771	3
10	311	J	9 Nathan-Ellis WARD	Kawasaki NINJA 300 - Zipped up racing	7	16:37.469	42.382	1.855	75.00	2:20.336	2
11	27	J	10 Felix DORLING	Kawasaki NINJA 400 - Kernow Controls	7	16:37.552	42.465	0.083	75.00	2:20.527	2
12	95	J	11 Greg MARSHALL	Kawasaki NINJA 300 - Mum & Dad; HEL Performanc	7	16:43.791	48.704	6.239	74.53	2:21.173	6
13	77	J	12 Joe WHITE	Kawasaki NINJA 400 - Just In Graphics /MZ CONTR	7	16:44.011	48.924	0.220	74.51	2:21.289	3
14	31	J	13 Robbie PARK	Kawasaki NINJA - Friends & Family	7	16:44.197	49.110	0.186	74.50	2:21.177	4
15	67	J	14 Iwan JONES	Kawasaki NINJA 300 - Danosh Services Ltd	7	16:53.650	58.563	9.453	73.80	2:22.624	2
16	32	S	2 Conor MURRAY	Kawasaki NINJA 300 -	7	16:57.582	1:02.495	3.932	73.52	2:23.042	6
17	10	S	3 Mike BRUNSDON	Kawasaki NINJA 400 - CF Fairford	7	16:58.039	1:02.952	0.457	73.49	2:23.890	3
18	66	S	4 Mark SMITH	Kawasaki NINJA 300 - MHP EXHAUST'S	7	16:59.227	1:04.140	1.188	73.40	2:23.474	6
19	70	S	5 Justin WHITE	Kawasaki NINJA 400 - Just In Graphics	7	17:15.510	1:20.423	16.283	72.25	2:24.931	2
20	73	S	6 Jemma HANNAFORD	Kawasaki NINJA 300 -	7	17:35.527	1:40.440	20.017	70.88	2:27.775	6
21	18	J	15 George HIGGINS	Kawasaki NINJA 400 - Aztec Racing	7	17:36.242	1:41.155	0.715	70.83	2:28.648	3
22	56	S	7 Jack WOLFF	Kawasaki NINJA 300 -	7	17:38.201	1:43.114	1.959	70.70	2:29.083	7
23	48	S	8 Kevin SABBARTON	Kawasaki NINJA 300 -	7	17:38.286	1:43.199	0.085	70.69	2:26.993	6
24	41	S	9 Stephen ROBEY	Kawasaki NINJA 250 - A&L Composites	7	17:38.712	1:43.625	0.426	70.66	2:28.561	5
25	173	S	10 Jason HEANAN	Kawasaki NINJA 300 -	7	17:46.818	1:51.731	8.106	70.13	2:27.725	4
26	400	S	11 Stuart THURTL	Kawasaki NINJA 400 - TeamTortoise Racing	7	17:47.363	1:52.276	0.545	70.09	2:27.487	5
27	54	S	12 Ben SCOTT	Kawasaki NINJA 250 - GI Landscapes VampTech	7	18:01.658	2:06.571	14.295	69.16	2:31.053	3
28	4	S	13 Nigel FRANKLIN	Kawasaki NINJA - Jane Franklin	7	18:26.696	2:31.609	25.038	67.60	2:35.533	6
29	33	J	16 Patrick KLINGE	Kawasaki NINJA 300 -	6	16:35.890	1 Lap	1 Lap	64.39	2:40.254	6
30	23	S	14 Saskya BUSH	Kawasaki NINJA 300 -	6	16:45.731	1 Lap	9.841	63.76	2:42.931	4

#### NOT CLASSIFIED

DNF	97	J	Ben PLATT	Kawasaki NINJA 400 - adss ltd	6	13:58.271	1 Lap		76.50	2:18.013	4
DNF	34	J	Oliver ARBON	Kawasaki NINJA 400 - tt plumbing and heating	6	13:58.405	1 Lap	0.134	76.48	2:17.981	4
DNF	118	J	Max HALL	Kawasaki NINJA 300 - Racecraft rider development	6	14:18.285	1 Lap	19.880	74.71	2:20.223	6
DNF	0	S	Elizabeth CLEAVER	Kawasaki NINJA 400 -	6	14:19.616	1 Lap	1.331	74.60	2:21.073	6
DNF	44	J	Sam GREEN	Kawasaki NINJA 300 -	6	14:21.340	1 Lap	1.724	74.45	2:20.802	5
DNF	155	J	Brandon BAKER	Kawasaki NINJA 300 - K-66, ION.	3	7:21.971	4 Laps	3 Laps	72.54	2:23.465	3
DNF	50	J	Jay YELDHAM	Kawasaki NINJA 400 - WKD Installations	0						

#### FASTEST LAP

8	S	Phil ATKINSON	Kawasaki NINJA 400 - ROSE MOT/Q Oil Treatments	4	2:14.314	79.57 mph	128.06 kph
19	J	James O'MARA	Kawasaki NINJA 400 - BRP Machining Ltd	4	2:14.422	79.51 mph	127.96 kph

Class J - 92.5% of Race Speed = 72.45 mph  
Class S - 92.5% of Race Speed = 72.41 mph

Race Distance: 7 Laps / 20.78 miles  
Snetterton 300: 2.9689 miles

Weather / Track : Bright / Dry

These results are provisional until the conclusion of any judicial and technical matters.

Date: 08/05/2022 Start: 16:31 Finish: 16:47

Clerk Of Course :	Stewards :	Timekeeper : Craig Smith
-------------------	------------	--------------------------

Results can be found at [www.tsl-timing.com](http://www.tsl-timing.com)

Printed - 16:50 Sunday, 08 May 2022



# BMCRC - MRO Championships 2022 - Rnd 3 @ Snetterton 300

## ACU Team Green Junior Cup & Senior 300

### RACE 18 - LAP CHART

#### LAP 1 @ 16:34:16.198

NO	BEHIND	LAP TIME
60		2:22.782
777	0.160	2:22.942
8	0.460	2:23.242
19	0.603	2:23.385
34	2.297	2:25.079
125	2.672	2:25.454
131	3.109	2:25.891
97	3.823	2:26.605
91	4.384	2:27.166
311	5.243	2:28.025
20	5.719	2:28.501
35	5.823	2:28.605
27	6.409	2:29.191
95	6.819	2:29.601
0	7.459	2:30.241
118	7.518	2:30.300
44	8.117	2:30.899
31	8.446	2:31.228
77	8.942	2:31.724
67	9.755	2:32.537
10	10.493	2:33.275
70	11.052	2:33.834
32	11.348	2:34.130
155	11.636	2:34.418
66	12.486	2:35.268
56	13.740	2:36.522
400	15.708	2:38.490
18	19.014	2:41.796
173	19.068	2:41.850
41	19.534	2:42.316
73	19.732	2:42.514
48	20.334	2:43.116
54	20.461	2:43.243
4	25.284	2:48.066
33	31.806	2:54.588
23	37.264	3:00.046

#### LAP 2 @ 16:36:31.645

NO	BEHIND	LAP TIME
60		2:15.447
777	0.362	2:15.649
19	0.385	2:15.229
8	1.001	2:15.988
34	5.439	2:18.589
125	5.870	2:18.645
131	6.225	2:18.563
97	6.586	2:18.210
91	7.983	2:19.046
35	8.386	2:18.010
311	10.132	2:20.336
20	11.135	2:20.863
27	11.489	2:20.527
0	13.471	2:21.459
95	14.008	2:22.636
118	14.621	2:22.550
44	15.217	2:22.547
77	15.307	2:21.812
31	15.408	2:22.409
67	16.932	2:22.624
10	19.290	2:24.244
155	20.277	2:24.088
32	20.361	2:24.460
70	20.536	2:24.931

66	21.209	2:24.170
56	27.629	2:29.336
400	30.085	2:29.824
173	32.924	2:29.303
18	33.031	2:29.464
41	33.639	2:29.552
73	33.736	2:29.451
48	36.807	2:31.920
54	36.924	2:31.910
4	45.989	2:36.152
33	1:02.783	2:46.424
23	1:08.950	2:47.133

#### LAP 3 @ 16:38:46.464

NO	BEHIND	LAP TIME
60		2:14.819
19	0.540	2:14.974
777	0.709	2:15.166
8	0.932	2:14.750
34	9.866	2:19.246
97	10.173	2:18.406
125	10.270	2:19.219
35	10.743	2:17.176
131	10.746	2:19.340
91	12.721	2:19.557
20	16.087	2:19.771
311	16.271	2:20.958
27	17.924	2:21.254
95	20.776	2:21.587
0	21.701	2:23.049
77	21.777	2:21.289
118	22.231	2:22.429
44	23.083	2:22.685
31	23.387	2:22.798
67	24.998	2:22.885
10	28.361	2:23.890
155	28.923	2:23.465
32	29.056	2:23.514
66	30.482	2:24.092
70	31.300	2:25.583
56	43.354	2:30.544
400	45.003	2:29.737
18	46.860	2:28.648
73	46.944	2:28.027
173	48.363	2:30.258
41	48.884	2:30.064
48	52.469	2:30.481
54	53.158	2:31.053
4	1:06.972	2:35.802
33	1:34.340	2:46.376
23	1:38.388	2:44.257

#### LAP 4 @ 16:41:01.344

NO	BEHIND	LAP TIME
60		2:14.880
19	0.082	2:14.422
8	0.366	2:14.314
777	1.128	2:15.299
34	12.967	2:17.981
97	13.306	2:18.013
125	13.733	2:18.343
131	14.066	2:18.199
35	14.150	2:18.287
91	16.957	2:19.116
20	23.017	2:21.810

311	23.104	2:21.713
27	24.159	2:21.115
77	28.190	2:21.293
95	28.613	2:22.717
0	29.037	2:22.216
118	29.063	2:21.712
31	29.684	2:21.177
44	30.444	2:22.241
67	33.229	2:23.111
10	37.804	2:24.323
32	39.107	2:24.931
66	39.206	2:23.604
70	41.750	2:25.330
56	59.491	2:31.017
18	1:00.859	2:28.879
73	1:01.000	2:28.936
173	1:01.208	2:27.725
41	1:03.180	2:29.176
400	1:03.592	2:33.469
48	1:07.031	2:29.442
54	1:12.538	2:34.260
4	1:30.378	2:38.286
33	2:04.073	2:44.613
23	2:06.439	2:42.931

#### LAP 5 @ 16:43:17.017

NO	BEHIND	LAP TIME
60		2:15.673
8	0.294	2:15.601
19	0.311	2:15.902
777	1.353	2:15.898
34	16.143	2:18.849
97	16.224	2:18.591
35	16.815	2:18.338
125	17.339	2:19.279
131	17.467	2:19.074
91	21.131	2:19.847
20	29.817	2:22.473
27	30.123	2:21.637
311	30.136	2:22.705
118	34.461	2:21.071
77	34.775	2:22.258
0	34.942	2:21.578
31	35.318	2:21.307
44	35.573	2:20.802
95	36.671	2:23.731
67	41.644	2:24.088
10	46.199	2:24.068
32	46.677	2:23.243
66	47.313	2:23.780
70	52.295	2:26.218
56	1:14.170	2:30.352
73	1:14.324	2:28.997
18	1:14.719	2:29.533
173	1:14.898	2:29.363
400	1:15.406	2:27.487
41	1:16.068	2:28.561
48	1:19.346	2:27.988
54	1:30.100	2:33.235
4	1:50.669	2:35.964

#### LAP 6 @ 16:45:33.091

NO	BEHIND	LAP TIME
60		2:16.074
19	0.081	2:15.844

8	0.344	2:16.124
777	0.568	2:15.289
33	1 Lap	2:43.635
97	18.596	2:18.446
23	1 Lap	2:43.929
34	18.730	2:18.661
35	19.490	2:18.749
125	20.061	2:18.796
131	20.428	2:19.035
91	25.681	2:20.624
20	34.247	2:20.504
27	35.151	2:21.102
311	35.788	2:21.726
118	38.610	2:20.223
0	39.941	2:21.073
77	40.817	2:22.116
44	41.665	2:22.166
31	41.684	2:22.440
95	41.770	2:21.173
67	49.456	2:23.886
32	53.645	2:23.042
10	54.252	2:24.127
66	54.713	2:23.474
70	1:05.086	2:28.865
73	1:26.025	2:27.775
18	1:27.663	2:29.018
400	1:28.984	2:29.652
56	1:29.443	2:31.347
41	1:30.088	2:30.094
48	1:30.265	2:26.993
173	1:36.225	2:37.401
54	1:46.858	2:32.832
4	2:10.128	2:35.533

#### LAP 7 @ 16:47:48.503

NO	BEHIND	LAP TIME
60		2:15.412
19	0.083	2:15.414
777	0.165	2:15.009
8	0.543	2:15.611
35	22.380	2:18.302
125	24.235	2:19.586
131	26.743	2:21.727
91	32.634	2:22.365
20	40.527	2:21.692
33	1 Lap	2:40.254
311	42.382	2:22.006
27	42.465	2:22.726
95	48.704	2:22.346
77	48.924	2:23.519
31	49.110	2:22.838
23	1 Lap	2:47.435
67	58.563	2:24.519
32	1:02.495	2:24.262
10	1:02.952	2:24.112
66	1:04.140	2:24.839
70	1:20.423	2:30.749
73	1:40.440	2:29.827
18	1:41.155	2:28.904
56	1:43.114	2:29.083
48	1:43.199	2:28.346
41	1:43.625	2:28.949
173	1:51.731	2:30.918
400	1:52.276	2:38.704
54	2:06.571	2:35.125
4	2:31.609	2:36.893

# BMCRC - MRO Championships 2022 - Rnd 3 @ Snetterton 300

## ACU Team Green Junior Cup & Senior 300

### RACE 18 - SECTOR ANALYSIS



SECTOR 1 = FL to I1, SECTOR 2 = I1 to FL, DIFF = Difference To Personal Best Lap, P = Crossed Finish Line in Pit Lane, D = Time Disallowed

P1 60 J		Lennon DOCHERTY		Kawasaki NINJA 400 - Doc Fit Training		
IDEAL LAP TIME : 2:14.630		BEST LAP TIME : 2:14.819		DIFFERENCE : 0.189		
LAP	SECTOR 1	SECTOR 2	LAP TIME	MPH	DIFF	TIME OF DAY
1 -		44.853	2:22.782	74.85	7.963	16:34:16.198
2 -	1:30.917	44.530	2:15.447	78.90	0.628	16:36:31.645
3 -	1:30.543	44.276	<b>2:14.819 (1)</b>	<b>79.27</b>		<b>16:38:46.464</b>
4 -	<b>1:30.395</b>	44.485	2:14.880 (2)	79.24	0.061	16:41:01.344
5 -	1:31.011	44.662	2:15.673	78.77	0.854	16:43:17.017
6 -	1:31.839	<b>44.235</b>	2:16.074	78.54	1.255	16:45:33.091
7 -	1:31.066	44.346	2:15.412 (3)	78.93	0.593	16:47:48.503

P2 19 J		James O'MARA		Kawasaki NINJA 400 - BRP Machining Ltd		
IDEAL LAP TIME : 2:13.949		BEST LAP TIME : 2:14.422		DIFFERENCE : 0.473		
LAP	SECTOR 1	SECTOR 2	LAP TIME	MPH	DIFF	TIME OF DAY
1 -		44.436	2:23.385	74.54	8.963	16:34:16.801
2 -	1:31.195	<b>44.034</b>	2:15.229 (3)	79.03	0.807	16:36:32.030
3 -	1:30.724	44.250	2:14.974 (2)	79.18	0.552	16:38:47.004
4 -	<b>1:29.915</b>	44.507	<b>2:14.422 (1)</b>	<b>79.51</b>		<b>16:41:01.426</b>
5 -	1:31.144	44.758	2:15.902	78.64	1.480	16:43:17.328
6 -	1:31.622	44.222	2:15.844	78.67	1.422	16:45:33.172
7 -	1:31.108	44.306	2:15.414	78.92	0.992	16:47:48.586

P3 777 J		Maximus HARDY		Kawasaki NINJA 400 - DAD		
IDEAL LAP TIME : 2:14.887		BEST LAP TIME : 2:15.009		DIFFERENCE : 0.122		
LAP	SECTOR 1	SECTOR 2	LAP TIME	MPH	DIFF	TIME OF DAY
1 -		44.811	2:22.942	74.77	7.933	16:34:16.358
2 -	1:31.391	44.258	2:15.649	78.79	0.640	16:36:32.007
3 -	1:30.835	44.331	2:15.166 (2)	79.07	0.157	16:38:47.173
4 -	1:31.001	44.298	2:15.299	78.99	0.290	16:41:02.472
5 -	1:31.282	44.616	2:15.898	78.64	0.889	16:43:18.370
6 -	1:31.051	<b>44.238</b>	2:15.289 (3)	79.00	0.280	16:45:33.659
7 -	<b>1:30.649</b>	44.360	<b>2:15.009 (1)</b>	<b>79.16</b>		<b>16:47:48.668</b>

P4 8 S		Phil ATKINSON		Kawasaki NINJA 400 - ROSE MOT/Q Oil Treatments		
IDEAL LAP TIME : 2:14.314		BEST LAP TIME : 2:14.314		DIFFERENCE : 0.000		
LAP	SECTOR 1	SECTOR 2	LAP TIME	MPH	DIFF	TIME OF DAY
1 -		44.385	2:23.242	74.61	8.928	16:34:16.658
2 -	1:31.415	44.573	2:15.988	78.59	1.674	16:36:32.646
3 -	1:30.344	44.406	2:14.750 (2)	79.31	0.436	16:38:47.396
4 -	<b>1:30.239</b>	<b>44.075</b>	<b>2:14.314 (1)</b>	<b>79.57</b>		<b>16:41:01.710</b>
5 -	1:30.761	44.840	2:15.601 (3)	78.82	1.287	16:43:17.311
6 -	1:31.831	44.293	2:16.124	78.51	1.810	16:45:33.435
7 -	1:30.879	44.732	2:15.611	78.81	1.297	16:47:49.046

P5 35 J		Zack WESTON		Kawasaki NINJA 400 - NW Racing		
IDEAL LAP TIME : 2:16.807		BEST LAP TIME : 2:17.176		DIFFERENCE : 0.369		
LAP	SECTOR 1	SECTOR 2	LAP TIME	MPH	DIFF	TIME OF DAY
1 -		46.323	2:28.605	71.92	11.429	16:34:22.021
2 -	1:33.160	<b>44.850</b>	2:18.010 (2)	77.44	0.834	16:36:40.031
3 -	<b>1:31.957</b>	45.219	<b>2:17.176 (1)</b>	<b>77.91</b>		<b>16:38:57.207</b>
4 -	1:32.226	46.061	2:18.287 (3)	77.28	1.111	16:41:15.494
5 -	1:32.476	45.862	2:18.338	77.26	1.162	16:43:33.832
6 -	1:32.689	46.060	2:18.749	77.03	1.573	16:45:52.581
7 -	1:32.838	45.464	2:18.302	77.28	1.126	16:48:10.883

# BMCRC - MRO Championships 2022 - Rnd 3 @ Snetterton 300

## ACU Team Green Junior Cup & Senior 300

### RACE 18 - SECTOR ANALYSIS



SECTOR 1 = FL to I1, SECTOR 2 = I1 to FL, DIFF = Difference To Personal Best Lap, P = Crossed Finish Line in Pit Lane, D = Time Disallowed

P6 125 J Ben JOLLIFFE		Kawasaki NINJA 300 -				
IDEAL LAP TIME : 2:18.040		BEST LAP TIME : 2:18.343				
		DIFFERENCE : 0.303				
LAP	SECTOR 1	SECTOR 2	LAP TIME	MPH	DIFF	TIME OF DAY
1 -		46.302	2:25.454	73.48	7.111	16:34:18.870
2 -	1:32.506	46.139	2:18.645 (2)	77.08	0.302	16:36:37.515
3 -	1:32.760	46.459	2:19.219	76.77	0.876	16:38:56.734
4 -	1:32.285	46.058	<b>2:18.343 (1)</b>	<b>77.25</b>		<b>16:41:15.077</b>
5 -	1:33.024	46.255	2:19.279	76.73	0.936	16:43:34.356
6 -	<b>1:32.231</b>	46.565	2:18.796 (3)	77.00	0.453	16:45:53.152
7 -	1:33.777	<b>45.809</b>	2:19.586	76.56	1.243	16:48:12.738

P7 131 J Dylan MELLOR		Kawasaki NINJA 300 - BDS Motorcycles				
IDEAL LAP TIME :		BEST LAP TIME : 2:18.199				
		DIFFERENCE :				
LAP	SECTOR 1	SECTOR 2	LAP TIME	MPH	DIFF	TIME OF DAY
1 -			2:25.891	73.26	7.692	16:34:19.307
2 -			2:18.563 (2)	77.13	0.363	16:36:37.870
3 -			2:19.340	76.70	1.141	16:38:57.210
4 -			<b>2:18.199 (1)</b>	<b>77.33</b>		<b>16:41:15.410</b>
5 -			2:19.074	76.85	0.874	16:43:34.484
6 -			2:19.035 (3)	76.87	0.835	16:45:53.519
7 -			2:21.727	75.41	3.527	16:48:15.246

P8 91 J Sam HIRST		Kawasaki NINJA - Valley Racing				
IDEAL LAP TIME : 2:18.816		BEST LAP TIME : 2:19.046				
		DIFFERENCE : 0.230				
LAP	SECTOR 1	SECTOR 2	LAP TIME	MPH	DIFF	TIME OF DAY
1 -		46.705	2:27.166	72.62	8.120	16:34:20.582
2 -	1:33.296	<b>45.750</b>	<b>2:19.046 (1)</b>	<b>76.86</b>		<b>16:36:39.628</b>
3 -	1:33.517	46.040	2:19.557 (3)	76.58	0.511	16:38:59.185
4 -	<b>1:33.066</b>	46.050	2:19.116 (2)	76.82	0.070	16:41:18.301
5 -	1:33.408	46.439	2:19.847	76.42	0.801	16:43:38.148
6 -	1:33.664	46.960	2:20.624	76.00	1.578	16:45:58.772
7 -	1:35.559	46.806	2:22.365	75.07	3.319	16:48:21.137

P9 20 J Jack MUIR		Kawasaki NINJA 400 -				
IDEAL LAP TIME : 2:19.304		BEST LAP TIME : 2:19.771				
		DIFFERENCE : 0.467				
LAP	SECTOR 1	SECTOR 2	LAP TIME	MPH	DIFF	TIME OF DAY
1 -		46.972	2:28.501	71.97	8.730	16:34:21.917
2 -	<b>1:33.347</b>	47.516	2:20.863 (3)	75.87	1.092	16:36:42.780
3 -	1:33.732	46.039	<b>2:19.771 (1)</b>	<b>76.46</b>		<b>16:39:02.551</b>
4 -	1:34.960	46.850	2:21.810	75.36	2.039	16:41:24.361
5 -	1:34.973	47.500	2:22.473	75.01	2.702	16:43:46.834
6 -	1:34.547	<b>45.957</b>	2:20.504 (2)	76.06	0.733	16:46:07.338
7 -	1:34.809	46.883	2:21.692	75.43	1.921	16:48:29.030

P10 311 J Nathan-Ellis WARD		Kawasaki NINJA 300 - Zipped up racing				
IDEAL LAP TIME : 2:19.995		BEST LAP TIME : 2:20.336				
		DIFFERENCE : 0.341				
LAP	SECTOR 1	SECTOR 2	LAP TIME	MPH	DIFF	TIME OF DAY
1 -		46.430	2:28.025	72.20	7.689	16:34:21.441
2 -	<b>1:33.903</b>	46.433	<b>2:20.336 (1)</b>	<b>76.16</b>		<b>16:36:41.777</b>
3 -	1:34.866	<b>46.092</b>	2:20.958 (2)	75.82	0.622	16:39:02.735
4 -	1:34.775	46.938	2:21.713 (3)	75.42	1.377	16:41:24.448
5 -	1:34.947	47.758	2:22.705	74.89	2.369	16:43:47.153
6 -	1:35.393	46.333	2:21.726	75.41	1.390	16:46:08.879
7 -	1:34.982	47.024	2:22.006	75.26	1.670	16:48:30.885

# BMCRC - MRO Championships 2022 - Rnd 3 @ Snetterton 300

## ACU Team Green Junior Cup & Senior 300

### RACE 18 - SECTOR ANALYSIS



SECTOR 1 = FL to I1, SECTOR 2 = I1 to FL, DIFF = Difference To Personal Best Lap, P = Crossed Finish Line in Pit Lane, D = Time Disallowed

P11 27 J		Felix DORLING		Kawasaki NINJA 400 - Kernow Controls		
IDEAL LAP TIME : 2:20.359		BEST LAP TIME : 2:20.527		DIFFERENCE : 0.168		
LAP	SECTOR 1	SECTOR 2	LAP TIME	MPH	DIFF	TIME OF DAY
1 -		47.628	2:29.191	71.63	8.664	16:34:22.607
2 -	<b>1:33.452</b>	47.075	<b>2:20.527 (1)</b>	<b>76.05</b>		<b>16:36:43.134</b>
3 -	1:34.130	47.124	2:21.254	75.66	0.727	16:39:04.388
4 -	1:33.914	47.201	2:21.115 (3)	75.74	0.588	16:41:25.503
5 -	1:33.831	47.806	2:21.637	75.46	1.110	16:43:47.140
6 -	1:34.195	<b>46.907</b>	2:21.102 (2)	75.74	0.575	16:46:08.242
7 -	1:35.417	47.309	2:22.726	74.88	2.199	16:48:30.968

P12 95 J		Greg MARSHALL		Kawasaki NINJA 300 - Mum & Dad; HEL Performance		
IDEAL LAP TIME : 2:20.188		BEST LAP TIME : 2:21.173		DIFFERENCE : 0.985		
LAP	SECTOR 1	SECTOR 2	LAP TIME	MPH	DIFF	TIME OF DAY
1 -		47.047	2:29.601	71.44	8.428	16:34:23.017
2 -	1:35.041	47.595	2:22.636	74.93	1.463	16:36:45.653
3 -	1:34.845	46.742	2:21.587 (2)	75.48	0.414	16:39:07.240
4 -	1:36.062	46.655	2:22.717	74.89	1.544	16:41:29.957
5 -	1:37.557	<b>46.174</b>	2:23.731	74.36	2.558	16:43:53.688
6 -	<b>1:34.014</b>	47.159	<b>2:21.173 (1)</b>	<b>75.70</b>		<b>16:46:14.861</b>
7 -	1:35.282	47.064	2:22.346 (3)	75.08	1.173	16:48:37.207

P13 77 J		Joe WHITE		Kawasaki NINJA 400 - Just In Graphics /MZ CONTRACTS/ Silver		
IDEAL LAP TIME : 2:21.024		BEST LAP TIME : 2:21.289		DIFFERENCE : 0.265		
LAP	SECTOR 1	SECTOR 2	LAP TIME	MPH	DIFF	TIME OF DAY
1 -		47.164	2:31.724	70.44	10.435	16:34:25.140
2 -	1:35.121	46.691	2:21.812 (3)	75.36	0.523	16:36:46.952
3 -	1:34.963	<b>46.326</b>	<b>2:21.289 (1)</b>	<b>75.64</b>		<b>16:39:08.241</b>
4 -	<b>1:34.698</b>	46.595	2:21.293 (2)	75.64	0.004	16:41:29.534
5 -	1:35.566	46.692	2:22.258	75.13	0.969	16:43:51.792
6 -	1:35.116	47.000	2:22.116	75.20	0.827	16:46:13.908
7 -	1:36.155	47.364	2:23.519	74.47	2.230	16:48:37.427

P14 31 J		Robbie PARK		Kawasaki NINJA - Friends & Family		
IDEAL LAP TIME : 2:20.656		BEST LAP TIME : 2:21.177		DIFFERENCE : 0.521		
LAP	SECTOR 1	SECTOR 2	LAP TIME	MPH	DIFF	TIME OF DAY
1 -		46.896	2:31.228	70.67	10.051	16:34:24.644
2 -	1:35.365	47.044	2:22.409 (3)	75.05	1.232	16:36:47.053
3 -	1:36.366	<b>46.432</b>	2:22.798	74.84	1.621	16:39:09.851
4 -	<b>1:34.224</b>	46.953	<b>2:21.177 (1)</b>	<b>75.70</b>		<b>16:41:31.028</b>
5 -	1:34.351	46.956	2:21.307 (2)	75.63	0.130	16:43:52.335
6 -	1:35.232	47.208	2:22.440	75.03	1.263	16:46:14.775
7 -	1:35.622	47.216	2:22.838	74.82	1.661	16:48:37.613

P15 67 J		Iwan JONES		Kawasaki NINJA 300 - Danosh Services Ltd		
IDEAL LAP TIME : 2:22.440		BEST LAP TIME : 2:22.624		DIFFERENCE : 0.184		
LAP	SECTOR 1	SECTOR 2	LAP TIME	MPH	DIFF	TIME OF DAY
1 -		47.827	2:32.537	70.06	9.913	16:34:25.953
2 -	<b>1:35.047</b>	47.577	<b>2:22.624 (1)</b>	<b>74.93</b>		<b>16:36:48.577</b>
3 -	1:35.449	47.436	2:22.885 (2)	74.80	0.261	16:39:11.462
4 -	1:35.617	47.494	2:23.111 (3)	74.68	0.487	16:41:34.573
5 -	1:36.418	47.670	2:24.088	74.17	1.464	16:43:58.661
6 -	1:36.493	<b>47.393</b>	2:23.886	74.28	1.262	16:46:22.547
7 -	1:36.003	48.516	2:24.519	73.95	1.895	16:48:47.066

# BMCRC - MRO Championships 2022 - Rnd 3 @ Snetterton 300

## ACU Team Green Junior Cup & Senior 300

### RACE 18 - SECTOR ANALYSIS



SECTOR 1 = FL to I1, SECTOR 2 = I1 to FL, DIFF = Difference To Personal Best Lap, P = Crossed Finish Line in Pit Lane, D = Time Disallowed

P16 32 S		Conor MURRAY		Kawasaki NINJA 300 -		
IDEAL LAP TIME : 2:22.886		BEST LAP TIME : 2:23.042		DIFFERENCE : 0.156		
LAP	SECTOR 1	SECTOR 2	LAP TIME	MPH	DIFF	TIME OF DAY
1 -		48.072	2:34.130	69.34	11.088	16:34:27.546
2 -	1:36.226	48.234	2:24.460	73.98	1.418	16:36:52.006
3 -	1:36.295	<b>47.219</b>	2:23.514 (3)	74.47	0.472	16:39:15.520
4 -	1:37.098	47.833	2:24.931	73.74	1.889	16:41:40.451
5 -	1:35.730	47.513	2:23.243 (2)	74.61	0.201	16:44:03.694
6 -	<b>1:35.667</b>	47.375	<b>2:23.042 (1)</b>	<b>74.71</b>		<b>16:46:26.736</b>
7 -	1:36.164	48.098	2:24.262	74.08	1.220	16:48:50.998

P17 10 S		Mike BRUNSDON		Kawasaki NINJA 400 - CF Fairford		
IDEAL LAP TIME : 2:23.226		BEST LAP TIME : 2:23.890		DIFFERENCE : 0.634		
LAP	SECTOR 1	SECTOR 2	LAP TIME	MPH	DIFF	TIME OF DAY
1 -		48.217	2:33.275	69.73	9.385	16:34:26.691
2 -	1:36.511	47.733	2:24.244	74.09	0.354	16:36:50.935
3 -	1:36.524	<b>47.366</b>	<b>2:23.890 (1)</b>	<b>74.27</b>		<b>16:39:14.825</b>
4 -	1:36.631	47.692	2:24.323	74.05	0.433	16:41:39.148
5 -	1:36.529	47.539	2:24.068 (2)	74.18	0.178	16:44:03.216
6 -	1:36.021	48.106	2:24.127	74.15	0.237	16:46:27.343
7 -	<b>1:35.890</b>	48.222	2:24.112 (3)	74.16	0.222	16:48:51.455

P18 66 S		Mark SMITH		Kawasaki NINJA 300 - MHP EXHAUST'S		
IDEAL LAP TIME : 2:23.226		BEST LAP TIME : 2:23.474		DIFFERENCE : 0.248		
LAP	SECTOR 1	SECTOR 2	LAP TIME	MPH	DIFF	TIME OF DAY
1 -		48.887	2:35.268	68.83	11.794	16:34:28.684
2 -	1:36.478	47.692	2:24.170	74.13	0.696	16:36:52.854
3 -	1:36.511	<b>47.581</b>	2:24.092	74.17	0.618	16:39:16.946
4 -	1:36.001	47.603	2:23.604 (2)	74.42	0.130	16:41:40.550
5 -	1:35.772	48.008	2:23.780 (3)	74.33	0.306	16:44:04.330
6 -	<b>1:35.645</b>	47.829	<b>2:23.474 (1)</b>	<b>74.49</b>		<b>16:46:27.804</b>
7 -	1:36.355	48.484	2:24.839	73.79	1.365	16:48:52.643

P19 70 S		Justin WHITE		Kawasaki NINJA 400 - Just In Graphics		
IDEAL LAP TIME : 2:24.891		BEST LAP TIME : 2:24.931		DIFFERENCE : 0.040		
LAP	SECTOR 1	SECTOR 2	LAP TIME	MPH	DIFF	TIME OF DAY
1 -		<b>48.167</b>	2:33.834	69.47	8.903	16:34:27.250
2 -	<b>1:36.724</b>	48.207	<b>2:24.931 (1)</b>	<b>73.74</b>		<b>16:36:52.181</b>
3 -	1:37.188	48.395	2:25.583 (3)	73.41	0.652	16:39:17.764
4 -	1:37.060	48.270	2:25.330 (2)	73.54	0.399	16:41:43.094
5 -	1:37.030	49.188	2:26.218	73.09	1.287	16:44:09.312
6 -	1:39.059	49.806	2:28.865	71.79	3.934	16:46:38.177
7 -	1:40.414	50.335	2:30.749	70.89	5.818	16:49:08.926

P20 73 S		Jemma HANNAFORD		Kawasaki NINJA 300 -		
IDEAL LAP TIME : 2:27.296		BEST LAP TIME : 2:27.775		DIFFERENCE : 0.479		
LAP	SECTOR 1	SECTOR 2	LAP TIME	MPH	DIFF	TIME OF DAY
1 -		51.329	2:42.514	65.76	14.739	16:34:35.930
2 -	1:40.396	<b>49.055</b>	2:29.451	71.51	1.676	16:37:05.381
3 -	<b>1:38.241</b>	49.786	2:28.027 (2)	72.20	0.252	16:39:33.408
4 -	1:39.002	49.934	2:28.936 (3)	71.76	1.161	16:42:02.344
5 -	1:39.211	49.786	2:28.997	71.73	1.222	16:44:31.341
6 -	1:38.626	49.149	<b>2:27.775 (1)</b>	<b>72.32</b>		<b>16:46:59.116</b>
7 -	1:39.929	49.898	2:29.827	71.33	2.052	16:49:28.943

# BMCRC - MRO Championships 2022 - Rnd 3 @ Snetterton 300

## ACU Team Green Junior Cup & Senior 300

### RACE 18 - SECTOR ANALYSIS



SECTOR 1 = FL to I1, SECTOR 2 = I1 to FL, DIFF = Difference To Personal Best Lap, P = Crossed Finish Line in Pit Lane, D = Time Disallowed

P21 18 J		George HIGGINS		Kawasaki NINJA 400 - Aztec Racing		
IDEAL LAP TIME : 2:27.928		BEST LAP TIME : 2:28.648		DIFFERENCE : 0.720		
LAP	SECTOR 1	SECTOR 2	LAP TIME	MPH	DIFF	TIME OF DAY
1 -		51.689	2:41.796	66.05	13.148	16:34:35.212
2 -	1:39.457	50.007	2:29.464	71.50	0.816	16:37:04.676
3 -	1:38.653	49.995	<b>2:28.648 (1)</b>	<b>71.90</b>		<b>16:39:33.324</b>
4 -	<b>1:38.101</b>	50.778	2:28.879 (2)	71.79	0.231	16:42:02.203
5 -	1:39.199	50.334	2:29.533	71.47	0.885	16:44:31.736
6 -	1:39.191	<b>49.827</b>	2:29.018	71.72	0.370	16:47:00.754
7 -	1:38.633	50.271	2:28.904 (3)	71.77	0.256	16:49:29.658

P22 56 S		Jack WOLFF		Kawasaki NINJA 300 -		
IDEAL LAP TIME : 2:27.840		BEST LAP TIME : 2:29.083		DIFFERENCE : 1.243		
LAP	SECTOR 1	SECTOR 2	LAP TIME	MPH	DIFF	TIME OF DAY
1 -		<b>49.131</b>	2:36.522	68.28	7.439	16:34:29.938
2 -	<b>1:38.709</b>	50.627	2:29.336 (2)	71.57	0.253	16:36:59.274
3 -	1:39.789	50.755	2:30.544	70.99	1.461	16:39:29.818
4 -	1:40.534	50.483	2:31.017	70.77	1.934	16:42:00.835
5 -	1:40.242	50.110	2:30.352 (3)	71.08	1.269	16:44:31.187
6 -	1:40.918	50.429	2:31.347	70.61	2.264	16:47:02.534
7 -	1:38.932	50.151	<b>2:29.083 (1)</b>	<b>71.69</b>		<b>16:49:31.617</b>

P23 48 S		Kevin SABBARTON		Kawasaki NINJA 300 -		
IDEAL LAP TIME : 2:26.969		BEST LAP TIME : 2:26.993		DIFFERENCE : 0.024		
LAP	SECTOR 1	SECTOR 2	LAP TIME	MPH	DIFF	TIME OF DAY
1 -		53.448	2:43.116	65.52	16.123	16:34:36.532
2 -	1:41.070	50.850	2:31.920	70.35	4.927	16:37:08.452
3 -	1:39.576	50.905	2:30.481	71.02	3.488	16:39:38.933
4 -	1:39.551	49.891	2:29.442	71.51	2.449	16:42:08.375
5 -	1:38.752	<b>49.236</b>	2:27.988 (2)	72.22	0.995	16:44:36.363
6 -	<b>1:37.733</b>	49.260	<b>2:26.993 (1)</b>	<b>72.71</b>		<b>16:47:03.356</b>
7 -	1:38.389	49.957	2:28.346 (3)	72.04	1.353	16:49:31.702

P24 41 S		Stephen ROBEY		Kawasaki NINJA 250 - A&L Composites		
IDEAL LAP TIME : 2:28.561		BEST LAP TIME : 2:28.561		DIFFERENCE : 0.000		
LAP	SECTOR 1	SECTOR 2	LAP TIME	MPH	DIFF	TIME OF DAY
1 -		50.229	2:42.316	65.84	13.755	16:34:35.732
2 -	1:39.847	49.705	2:29.552	71.46	0.991	16:37:05.284
3 -	1:40.192	49.872	2:30.064	71.22	1.503	16:39:35.348
4 -	1:39.445	49.731	2:29.176 (3)	71.64	0.615	16:42:04.524
5 -	<b>1:39.074</b>	<b>49.487</b>	<b>2:28.561 (1)</b>	<b>71.94</b>		<b>16:44:33.085</b>
6 -	1:39.531	50.563	2:30.094	71.20	1.533	16:47:03.179
7 -	1:39.379	49.570	2:28.949 (2)	71.75	0.388	16:49:32.128

P25 173 S		Jason HEANAN		Kawasaki NINJA 300 -		
IDEAL LAP TIME : 2:27.725		BEST LAP TIME : 2:27.725		DIFFERENCE : 0.000		
LAP	SECTOR 1	SECTOR 2	LAP TIME	MPH	DIFF	TIME OF DAY
1 -		50.302	2:41.850	66.03	14.125	16:34:35.266
2 -	1:39.883	49.420	2:29.303 (2)	71.58	1.578	16:37:04.569
3 -	1:39.282	50.976	2:30.258	71.13	2.533	16:39:34.827
4 -	<b>1:38.388</b>	<b>49.337</b>	<b>2:27.725 (1)</b>	<b>72.35</b>		<b>16:42:02.552</b>
5 -	1:39.681	49.682	2:29.363 (3)	71.55	1.638	16:44:31.915
6 -	1:40.650	56.751	2:37.401	67.90	9.676	16:47:09.316
7 -	1:39.941	50.977	2:30.918	70.82	3.193	16:49:40.234



# BMCRC - MRO Championships 2022 - Rnd 3 @ Snetterton 300

## ACU Team Green Junior Cup & Senior 300

### RACE 18 - SECTOR ANALYSIS



SECTOR 1 = FL to I1, SECTOR 2 = I1 to FL, DIFF = Difference To Personal Best Lap, P = Crossed Finish Line in Pit Lane, D = Time Disallowed

P26		400 S		Stuart THURTLÉ		Kawasaki NINJA 400 - TeamTortoise Racing	
IDEAL LAP TIME : 2:27.487		BEST LAP TIME : 2:27.487		DIFFERENCE : 0.000			
LAP	SECTOR 1	SECTOR 2	LAP TIME	MPH	DIFF	TIME OF DAY	
1 -		49.905	2:38.490	67.43	11.003	16:34:31.906	
2 -	1:39.389	50.435	2:29.824	71.33	2.337	16:37:01.730	
3 -	1:39.991	49.746	2:29.737 (3)	71.37	2.250	16:39:31.467	
4 -	1:39.722	53.747	2:33.469	69.64	5.982	16:42:04.936	
5 -	<b>1:38.409</b>	<b>49.078</b>	<b>2:27.487 (1)</b>	<b>72.46</b>		<b>16:44:32.423</b>	
6 -	1:39.573	50.079	2:29.652 (2)	71.41	2.165	16:47:02.075	
7 -	1:46.807	51.897	2:38.704	67.34	11.217	16:49:40.779	

P27		54 S		Ben SCOTT		Kawasaki NINJA 250 - GI Landscapes VampTech	
IDEAL LAP TIME : 2:30.909		BEST LAP TIME : 2:31.053		DIFFERENCE : 0.144			
LAP	SECTOR 1	SECTOR 2	LAP TIME	MPH	DIFF	TIME OF DAY	
1 -		<b>50.522</b>	2:43.243	65.47	12.190	16:34:36.659	
2 -	1:40.820	51.090	2:31.910 (2)	70.35	0.857	16:37:08.569	
3 -	<b>1:40.387</b>	50.666	<b>2:31.053 (1)</b>	<b>70.75</b>		<b>16:39:39.622</b>	
4 -	1:42.992	51.268	2:34.260	69.28	3.207	16:42:13.882	
5 -	1:41.702	51.533	2:33.235	69.74	2.182	16:44:47.117	
6 -	1:41.688	51.144	2:32.832 (3)	69.93	1.779	16:47:19.949	
7 -	1:42.819	52.306	2:35.125	68.89	4.072	16:49:55.074	

P28		4 S		Nigel FRANKLIN		Kawasaki NINJA - Jane Franklin	
IDEAL LAP TIME : 2:35.506		BEST LAP TIME : 2:35.533		DIFFERENCE : 0.027			
LAP	SECTOR 1	SECTOR 2	LAP TIME	MPH	DIFF	TIME OF DAY	
1 -		53.618	2:48.066	63.59	12.533	16:34:41.482	
2 -	1:43.446	52.706	2:36.152	68.44	0.619	16:37:17.634	
3 -	<b>1:43.327</b>	52.475	2:35.802 (2)	68.60	0.269	16:39:53.436	
4 -	1:45.503	52.783	2:38.286	67.52	2.753	16:42:31.722	
5 -	1:43.472	52.492	2:35.964 (3)	68.52	0.431	16:45:07.686	
6 -	1:43.354	<b>52.179</b>	<b>2:35.533 (1)</b>	<b>68.71</b>		<b>16:47:43.219</b>	
7 -	1:44.289	52.604	2:36.893	68.12	1.360	16:50:20.112	

P29		33 J		Patrick KLINGE		Kawasaki NINJA 300 -	
IDEAL LAP TIME : 2:40.254		BEST LAP TIME : 2:40.254		DIFFERENCE : 0.000			
LAP	SECTOR 1	SECTOR 2	LAP TIME	MPH	DIFF	TIME OF DAY	
1 -		55.997	2:54.588	61.21	14.334	16:34:48.004	
2 -	1:49.730	56.694	2:46.424	64.22	6.170	16:37:34.428	
3 -	1:51.415	54.961	2:46.376	64.24	6.122	16:40:20.804	
4 -	1:49.678	54.935	2:44.613 (3)	64.92	4.359	16:43:05.417	
5 -	1:48.536	55.099	2:43.635 (2)	65.31	3.381	16:45:49.052	
6 -	<b>1:46.211</b>	<b>54.043</b>	<b>2:40.254 (1)</b>	<b>66.69</b>		<b>16:48:29.306</b>	

P30		23 S		Saskya BUSH		Kawasaki NINJA 300 -	
IDEAL LAP TIME : 2:41.893		BEST LAP TIME : 2:42.931		DIFFERENCE : 1.038			
LAP	SECTOR 1	SECTOR 2	LAP TIME	MPH	DIFF	TIME OF DAY	
1 -		56.473	3:00.046	59.36	17.115	16:34:53.462	
2 -	1:51.416	55.717	2:47.133	63.94	4.202	16:37:40.595	
3 -	1:50.413	<b>53.844</b>	2:44.257 (3)	65.06	1.326	16:40:24.852	
4 -	<b>1:48.049</b>	54.882	<b>2:42.931 (1)</b>	<b>65.59</b>		<b>16:43:07.783</b>	
5 -	1:49.351	54.578	2:43.929 (2)	65.19	0.998	16:45:51.712	
6 -	1:51.061	56.374	2:47.435	63.83	4.504	16:48:39.147	

# BMCRC - MRO Championships 2022 - Rnd 3 @ Snetterton 300

## ACU Team Green Junior Cup & Senior 300

### RACE 18 - SECTOR ANALYSIS



SECTOR 1 = FL to I1, SECTOR 2 = I1 to FL, DIFF = Difference To Personal Best Lap, P = Crossed Finish Line in Pit Lane, D = Time Disallowed

P31 97 J Ben PLATT		Kawasaki NINJA 400 - adss ltd				
IDEAL LAP TIME : 2:17.732		BEST LAP TIME : 2:18.013		DIFFERENCE : 0.281		
LAP	SECTOR 1	SECTOR 2	LAP TIME	MPH	DIFF	TIME OF DAY
1 -		47.586	2:26.605	72.90	8.592	16:34:20.021
2 -	1:32.538	45.672	2:18.210 (2)	77.33	0.197	16:36:38.231
3 -	1:32.345	46.061	2:18.406 (3)	77.22	0.393	16:38:56.637
4 -	<b>1:32.272</b>	45.741	<b>2:18.013 (1)</b>	<b>77.44</b>		<b>16:41:14.650</b>
5 -	1:33.055	45.536	2:18.591	77.11	0.578	16:43:33.241
6 -	1:32.986	<b>45.460</b>	2:18.446	77.20	0.433	16:45:51.687

P32 34 J Oliver ARBON		Kawasaki NINJA 400 - tt plumbing and heating				
IDEAL LAP TIME : 2:17.936		BEST LAP TIME : 2:17.981		DIFFERENCE : 0.045		
LAP	SECTOR 1	SECTOR 2	LAP TIME	MPH	DIFF	TIME OF DAY
1 -		45.964	2:25.079	73.67	7.098	16:34:18.495
2 -	1:32.917	45.672	2:18.589 (2)	77.12	0.608	16:36:37.084
3 -	1:33.250	45.996	2:19.246	76.75	1.265	16:38:56.330
4 -	<b>1:32.411</b>	45.570	<b>2:17.981 (1)</b>	<b>77.46</b>		<b>16:41:14.311</b>
5 -	1:33.324	<b>45.525</b>	2:18.849	76.97	0.868	16:43:33.160
6 -	1:33.046	45.615	2:18.661 (3)	77.08	0.680	16:45:51.821

P33 118 J Max HALL		Kawasaki NINJA 300 - Racecraft rider development				
IDEAL LAP TIME : 2:20.223		BEST LAP TIME : 2:20.223		DIFFERENCE : 0.000		
LAP	SECTOR 1	SECTOR 2	LAP TIME	MPH	DIFF	TIME OF DAY
1 -		47.555	2:30.300	71.11	10.077	16:34:23.716
2 -	1:34.833	47.717	2:22.550	74.97	2.327	16:36:46.266
3 -	1:35.046	47.383	2:22.429	75.04	2.206	16:39:08.695
4 -	1:34.745	46.967	2:21.712 (3)	75.42	1.489	16:41:30.407
5 -	1:34.553	46.518	2:21.071 (2)	75.76	0.848	16:43:51.478
6 -	<b>1:33.833</b>	<b>46.390</b>	<b>2:20.223 (1)</b>	<b>76.22</b>		<b>16:46:11.701</b>

P34 0 S Elizabeth CLEAVER		Kawasaki NINJA 400 -				
IDEAL LAP TIME : 2:19.905		BEST LAP TIME : 2:21.073		DIFFERENCE : 1.168		
LAP	SECTOR 1	SECTOR 2	LAP TIME	MPH	DIFF	TIME OF DAY
1 -		47.022	2:30.241	71.13	9.168	16:34:23.657
2 -	1:34.269	47.190	2:21.459 (2)	75.55	0.386	16:36:45.116
3 -	1:35.790	47.259	2:23.049	74.71	1.976	16:39:08.165
4 -	1:35.415	46.801	2:22.216	75.15	1.143	16:41:30.381
5 -	1:34.751	46.827	2:21.578 (3)	75.49	0.505	16:43:51.959
6 -	1:34.942	<b>46.131</b>	<b>2:21.073 (1)</b>	<b>75.76</b>		<b>16:46:13.032</b>

P35 44 J Sam GREEN		Kawasaki NINJA 300 -				
IDEAL LAP TIME : 2:20.802		BEST LAP TIME : 2:20.802		DIFFERENCE : 0.000		
LAP	SECTOR 1	SECTOR 2	LAP TIME	MPH	DIFF	TIME OF DAY
1 -		47.191	2:30.899	70.82	10.097	16:34:24.315
2 -	1:35.270	47.277	2:22.547	74.97	1.745	16:36:46.862
3 -	1:35.499	47.186	2:22.685	74.90	1.883	16:39:09.547
4 -	1:34.841	47.400	2:22.241 (3)	75.14	1.439	16:41:31.788
5 -	<b>1:33.801</b>	<b>47.001</b>	<b>2:20.802 (1)</b>	<b>75.90</b>		<b>16:43:52.590</b>
6 -	1:34.801	47.365	2:22.166 (2)	75.18	1.364	16:46:14.756

P36 155 J Brandon BAKER		Kawasaki NINJA 300 - K-66, ION.				
IDEAL LAP TIME : 2:23.465		BEST LAP TIME : 2:23.465		DIFFERENCE : 0.000		
LAP	SECTOR 1	SECTOR 2	LAP TIME	MPH	DIFF	TIME OF DAY
1 -		47.979	2:34.418	69.21	10.953	16:34:27.834
2 -	1:36.166	47.922	2:24.088 (2)	74.17	0.623	16:36:51.922
3 -	<b>1:36.120</b>	<b>47.345</b>	<b>2:23.465 (1)</b>	<b>74.49</b>		<b>16:39:15.387</b>

# BMCRC - MRO Championships 2022 - Rnd 3 @ Snetterton 300

## ACU Team Green Junior Cup & Senior 300

### RACE 18 - BEST SECTORS

SECTOR 1			SECTOR 2			IDEAL / BEST COMPARISON						
POS	NO	NAME	TIME	NO	NAME	TIME	POS	NO	NAME	IDEAL	BEST	DIFF
									<b>PERFECT LAP</b>	<b>2:13.949</b>		
1	19	O'MARA	1:29.915	19	O'MARA	44.034	1	19	O'MARA	2:13.949	2:14.422	0.473
2	8	ATKINSON	1:30.239	8	ATKINSON	44.075	2	8	ATKINSON	2:14.314	2:14.314	0.000
3	60	DOCHERTY	1:30.395	60	DOCHERTY	44.235	3	60	DOCHERTY	2:14.630	2:14.819	0.189
4	777	HARDY	1:30.649	777	HARDY	44.238	4	777	HARDY	2:14.887	2:15.009	0.122
5	35	WESTON	1:31.957	35	WESTON	44.850	5	35	WESTON	2:16.807	2:17.176	0.369
6	125	JOLLIFFE	1:32.231	97	PLATT	45.460	6	97	PLATT	2:17.732	2:18.013	0.281
7	97	PLATT	1:32.272	34	ARBON	45.525	7	34	ARBON	2:17.936	2:17.981	0.045
8	34	ARBON	1:32.411	91	HIRST	45.750	8	125	JOLLIFFE	2:18.040	2:18.343	0.303
9	91	HIRST	1:33.066	125	JOLLIFFE	45.809	9	91	HIRST	2:18.816	2:19.046	0.230
10	20	MUIR	1:33.347	20	MUIR	45.957	10	20	MUIR	2:19.304	2:19.771	0.467
11	27	DORLING	1:33.452	311	WARD	46.092	11	0	CLEAVER	2:19.905	2:21.073	1.168
12	0	CLEAVER	1:33.774	0	CLEAVER	46.131	12	311	WARD	2:19.995	2:20.336	0.341
13	44	GREEN	1:33.801	95	MARSHALL	46.174	13	95	MARSHALL	2:20.188	2:21.173	0.985
14	118	HALL	1:33.833	77	WHITE	46.326	14	118	HALL	2:20.223	2:20.223	0.000
15	311	WARD	1:33.903	118	HALL	46.390	15	27	DORLING	2:20.359	2:20.527	0.168
16	95	MARSHALL	1:34.014	31	PARK	46.432	16	31	PARK	2:20.656	2:21.177	0.521
17	31	PARK	1:34.224	27	DORLING	46.907	17	44	GREEN	2:20.802	2:20.802	0.000
18	77	WHITE	1:34.698	44	GREEN	47.001	18	77	WHITE	2:21.024	2:21.289	0.265
19	67	JONES	1:35.047	32	MURRAY	47.219	19	67	JONES	2:22.440	2:22.624	0.184
20	66	SMITH	1:35.645	155	BAKER	47.345	20	32	MURRAY	2:22.886	2:23.042	0.156
21	32	MURRAY	1:35.667	10	BRUNSDON	47.366	21	66	SMITH	2:23.226	2:23.474	0.248
22	10	BRUNSDON	1:35.890	67	JONES	47.393	22	10	BRUNSDON	2:23.256	2:23.890	0.634
23	155	BAKER	1:36.120	66	SMITH	47.581	23	155	BAKER	2:23.465	2:23.465	0.000
24	70	WHITE	1:36.724	70	WHITE	48.167	24	70	WHITE	2:24.891	2:24.931	0.040
25	48	SABBARTON	1:37.733	73	HANNAFORD	49.055	25	48	SABBARTON	2:26.969	2:26.993	0.024
26	18	HIGGINS	1:38.101	400	THURTL	49.078	26	73	HANNAFORD	2:27.296	2:27.775	0.479
27	73	HANNAFORD	1:38.241	56	WOLFF	49.131	27	400	THURTL	2:27.487	2:27.487	0.000
28	173	HEANAN	1:38.388	48	SABBARTON	49.236	28	173	HEANAN	2:27.725	2:27.725	0.000
29	400	THURTL	1:38.409	173	HEANAN	49.337	29	56	WOLFF	2:27.840	2:29.083	1.243
30	56	WOLFF	1:38.709	41	ROBEY	49.487	30	18	HIGGINS	2:27.928	2:28.648	0.720
31	41	ROBEY	1:39.074	18	HIGGINS	49.827	31	41	ROBEY	2:28.561	2:28.561	0.000
32	54	SCOTT	1:40.387	54	SCOTT	50.522	32	54	SCOTT	2:30.909	2:31.053	0.144
33	4	FRANKLIN	1:43.327	4	FRANKLIN	52.179	33	4	FRANKLIN	2:35.506	2:35.533	0.027
34	33	KLINGE	1:46.211	23	BUSH	53.844	34	33	KLINGE	2:40.254	2:40.254	0.000
35	23	BUSH	1:48.049	33	KLINGE	54.043	35	23	BUSH	2:41.893	2:42.931	1.038
36							36	131	MELLOR		2:18.199	
37												

# BMCRC - MRO Championships 2022 - Rnd 3 @ Snetterton 300

## ACU Team Green Junior Cup & Senior 300

### RACE 18 - STATISTICS

Competitors Started	37
Planned Start	2022-05-08 @ 16:55:00.000
Actual Start	2022-05-08 @ 16:31:53.415
Finish Time	2022-05-08 @ 16:47:48.502
Track Length	2.9689mi.
Total Laps	241
Total Distance Covered	715.5076mi.

#### Session Fastest Lap History

NO	CL	NAME	LAP TIME	TIME OF DAY	LAP	VEHICLE
60	J	Lennon DOCHERTY	2:15.447	16:36:31.653	2	Kawasaki NINJA 400
19	J	James O'MARA	2:15.229	16:36:32.030	2	Kawasaki NINJA 400
60	J	Lennon DOCHERTY	2:14.819	16:38:46.474	3	Kawasaki NINJA 400
8	S	Phil ATKINSON	2:14.750	16:38:47.400	3	Kawasaki NINJA 400
19	J	James O'MARA	2:14.422	16:41:01.428	4	Kawasaki NINJA 400
8	S	Phil ATKINSON	2:14.314	16:41:01.714	4	Kawasaki NINJA 400

#### Session Leader History

NO	CL	NAME	FROM LAP	LAPS LED	DISTANCE	VEHICLE
60	J	Lennon DOCHERTY	1	7	20.78 miles	Kawasaki NINJA 400

#### Flag History

TYPE	TIME OF DAY
GREEN	16:31:53.415
FINISH	16:47:48.502

#### Flag Statistics

TYPE	COUNT	TOTAL LAPS	TOTAL TIME
Green	1	7	18:36.523
Red	0	0	0.000
Safety Car	0	0	0.000
FCY	0	0	0.000

# BMCRC - MRO Championships 2022 - Rnd 3 @ Snetterton 300

## ACU Team Green Junior Cup & Senior 300

### RACE 18 - STATISTICS

CLASS : J

22 Starters

#### Fastest Lap History

NO	NAME	LAP TIME	TIME OF DAY	LAP	VEHICLE
60	Lennon DOCHERTY	2:15.447	16:36:31.653	2	Kawasaki NINJA 400
19	James O'MARA	2:15.229	16:36:32.030	2	Kawasaki NINJA 400
60	Lennon DOCHERTY	2:14.819	16:38:46.474	3	Kawasaki NINJA 400
19	James O'MARA	2:14.422	16:41:01.428	4	Kawasaki NINJA 400

#### Leader History

NO	NAME	FROM LAP	LAPS LED	DISTANCE	VEHICLE
60	Lennon DOCHERTY	1	7	20.78 miles	Kawasaki NINJA 400

# BMCRC - MRO Championships 2022 - Rnd 3 @ Snetterton 300

## ACU Team Green Junior Cup & Senior 300

### RACE 18 - STATISTICS

**CLASS : S**

15 Starters

#### Fastest Lap History

NO	NAME	LAP TIME	TIME OF DAY	LAP	VEHICLE
8	Phil ATKINSON	<b>2:15.988</b>	16:36:32.650	2	Kawasaki NINJA 400
8	Phil ATKINSON	<b>2:14.750</b>	16:38:47.400	3	Kawasaki NINJA 400
8	Phil ATKINSON	<b>2:14.314</b>	16:41:01.714	4	Kawasaki NINJA 400

#### Leader History

NO	NAME	FROM LAP	LAPS LED	DISTANCE	VEHICLE
8	Phil ATKINSON	1	7	20.78 miles	Kawasaki NINJA 400



# REACTIVE PARTS MRO POWERBIKES inc CLUBMAN 1000



BMCRC-MRO Championships - Round 3  
Snetterton 300  
7<sup>th</sup> / 8<sup>th</sup> May 2022



Timing & Results Provided by Timing Solutions Ltd

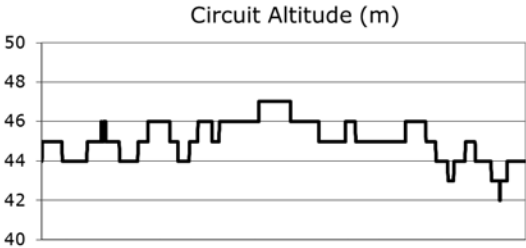
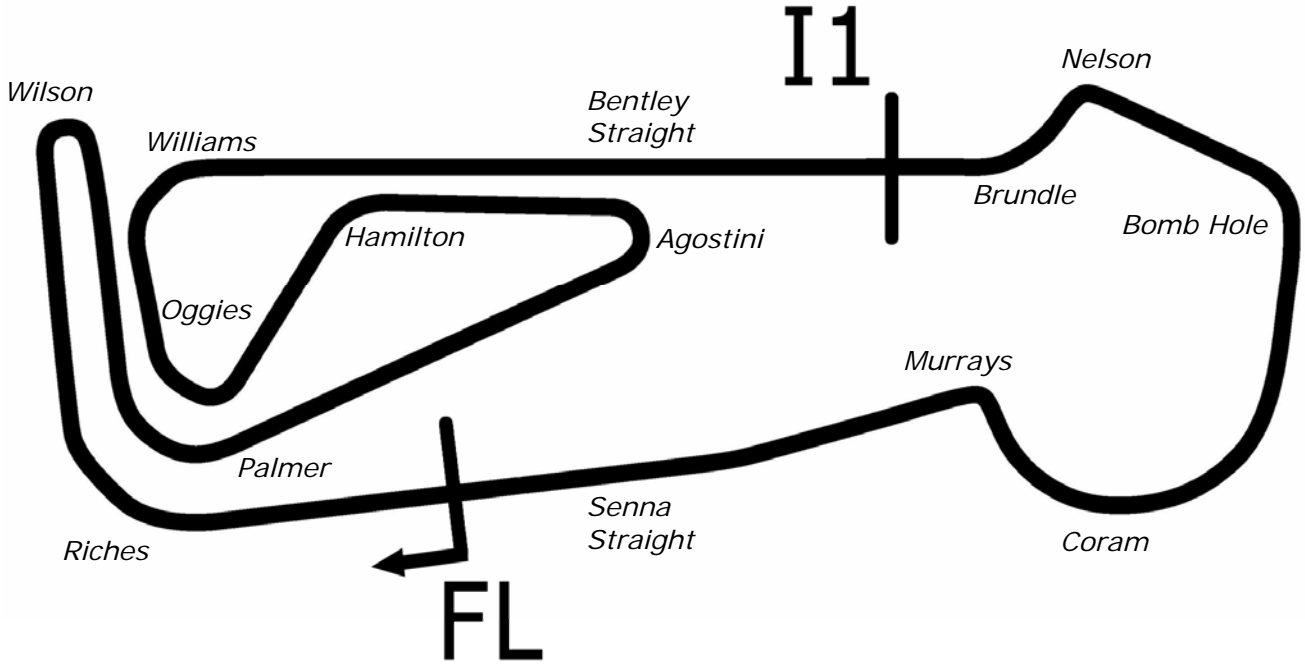
[www.tsl-timing.com](http://www.tsl-timing.com)

# Snetterton 300



SPORTS TIMING

TIMING SOLUTIONS LTD



Length	2.9689 miles	4778.0 m	
FL		52.46340 N	0.94476 E
I1	3198m	52.46617 N	0.94964 E
Pit Entry	4572m	52.46364 N	0.94774 E
Pit Exit	40m after FL	52.46338 N	0.94420 E
Pit Entry-Pit Exit 246m, 17.7s @50kph, 14.7s @60kph			

All results available at [www.tsl-timing.com](http://www.tsl-timing.com)



# BMCRC - MRO Championships 2022 - Rnd 3 @ Snetterton 300

## Reactive Parts MRO Powerbikes inc Clubman 1000



### QUALIFYING - CLASSIFICATION

POS	NO	CL	PIC NAME	ENTRY	TIME	ON	LAPS	GAP	DIFF	MPH
1	5		1 James EDWARDS	Kawasaki ZX10RR - EHT Technologies	1:57.269	6	6			91.14
2	48		2 Nicky WILSON	Suzuki GSXR 1000 - Demon GP/Haslemere Motorcycle	1:57.647	5	6	0.378	0.378	90.84
3	9		3 Luke DIXON	BMW S1000RR -	1:58.935	5	5	1.666	1.288	89.86
4	25		4 Sam SMITH	Yamaha YZF1000 R1 - Exclusiv events	1:59.759	6	6	2.490	0.824	89.24
5	2		5 Peter BAKER	Kawasaki ZX10R - TJ & Peter Baker MC/Dodfrey Eng	1:59.896	5	6	2.627	0.137	89.14
6	26		6 Josh WAINWRIGHT	Honda CBR1000 - JW MOT Centre	2:00.413	2	5	3.144	0.517	88.76
7	711		7 Ritchie THORNTON	Kawasaki ZX10R - Team 71	2:01.898	6	6	4.629	1.485	87.68
8	58		8 Kenny FRETWELL	Yamaha R1 - Seton Tuning	2:02.935	6	6	5.666	1.037	86.94
9	60		9 Jack YOUNGE	Kawasaki ZX10R - Chase Timber products	2:03.036	5	6	5.767	0.101	86.86
10	449	C	1 Luke WALLINGTON	Yamaha R1 4C8 - BW Bespoke Developments Ltd	2:03.058	5	5	5.789	0.022	86.85
11	8		10 John BUTLER	Kawasaki ZX10RR - Butler-Hills Ltd	2:05.086	3	4	7.817	2.028	85.44
12	17		11 Phil BAKER	Ducati -	2:05.212	5	5	7.943	0.126	85.35
13	334	C	2 Anthony BRANDISH	Suzuki GSXR 1000 - BW bespoke developments ltd	2:05.565	2	4	8.296	0.353	85.11
14	86	C	3 Frederico LOPES	Yamaha R1 - FLR Procurement Ltd	2:05.922	3	6	8.653	0.357	84.87
15	12		12 David COMBRINCK	Kawasaki ZX10R -	2:06.995	6	6	9.726	1.073	84.16
16	11		13 Josh HARVEY	Yamaha R1 4C8 - NR Racing	2:08.394	4	4	11.125	1.399	83.24
17	133		14 Ben NEEVES	BMW S1000RR -	2:08.677	6	6	11.408	0.283	83.06
18	63		15 Matt WREN	Suzuki GSXR 1000 -	2:09.741	4	4	12.472	1.064	82.38
19	82		16 Matt HINNELLS	Yamaha R1 - BD Racing	2:09.864	6	6	12.595	0.123	82.30
20	333		17 Andrew HOUGHTON	Yamaha R1 -	2:10.465	6	6	13.196	0.601	81.92
21	222	C	4 Phil ROOKE	Kawasaki ZX10R - GW HIGHWAYS & CLEARWAY TR.	2:11.126	5	5	13.857	0.661	81.51
22	47		18 Daryl DANCE	Yamaha R1 -	2:11.608	2	3	14.339	0.482	81.21
23	110	C	5 Michael CLARKE	Yamaha R1 - BIKEBASE - MX5 PARTS WAREHOUSE	2:11.730	3	3	14.461	0.122	81.13
24	46*	C	6 Simon GATES	Yamaha YZF R1 - No Tallentino Racing Team FATI	2:11.893	4	6	14.624	0.163	81.03
25	224	C	7 Lee HEALEY	Suzuki GSXR 1000R - F-Tech Fire & Electrical Ltd / Ark	2:12.383	3	3	15.114	0.490	80.73
26	52		19 Ben COTGROVE	Yamaha R1 - MFR	2:12.495	2	2	15.226	0.112	80.66
27	98		20 Rick DICKINSON	Ducati PANIGALE V4 - MotorcycleRaceParts.co.uk	2:14.617	5	5	17.348	2.122	79.39
28	16		21 James BUCHANAN	Kawasaki ZX10R - Bluemotion racing	2:17.785	4	4	20.516	3.168	77.57
29	66	C	8 Stephen HARVEY	Kawasaki ZX10 -	2:21.948	2	2	24.679	4.163	75.29
30	19	C	9 Tyler DONOVAN	Kawasaki ZX10R -			2			
31	53	C	10 Seamus McGLYNN	Yamaha R1 -			2			

\* No. 46 - Please fit a working transponder

Weather / Track : Cloudy / Dry

These results are provisional until the conclusion of any judicial and technical matters.

Snetterton 300: 2.9689 miles

Date: 07/05/2022 Start: 10:53 Finish: 11:05

Clerk Of Course :	Stewards :	Timekeeper : Craig Smith
-------------------	------------	--------------------------

Results can be found at [www.tsl-timing.com](http://www.tsl-timing.com)

Printed - 11:08 Saturday, 07 May 2022



# BMCRC - MRO Championships 2022 - Rnd 3 @ Snetterton 300

## Reactive Parts MRO Powerbikes inc Clubman 1000

### QUALIFYING - SECTOR ANALYSIS



SECTOR 1 = FL to I1, SECTOR 2 = I1 to FL, DIFF = Difference To Personal Best Lap, P = Crossed Finish Line in Pit Lane, D = Time Disallowed

P1		5		James EDWARDS		Kawasaki ZX10RR - EHT Technologies	
IDEAL LAP TIME : 1:57.269		BEST LAP TIME : 1:57.269		DIFFERENCE : 0.000			
LAP	SECTOR 1	SECTOR 2	LAP TIME	MPH	DIFF	TIME OF DAY	
1 -	1:26.957	44.332	2:11.289	81.40	14.020	10:56:04.325	
2 -	1:23.251	42.736	2:05.987	84.83	8.718	10:58:10.312	
3 -	1:21.272	45.486	2:06.758	84.31	9.489	11:00:17.070	
4 -	1:19.260	41.183	2:00.443 (3)	88.73	3.174	11:02:17.513	
5 -	1:18.693	40.331	1:59.024 (2)	89.79	1.755	11:04:16.537	
6 -	<b>1:17.862</b>	<b>39.407</b>	<b>1:57.269 (1)</b>	<b>91.14</b>		<b>11:06:13.806</b>	

P2		48		Nicky WILSON		Suzuki GSXR 1000 - Demon GP/Haslemere Motorcycles	
IDEAL LAP TIME : 1:57.647		BEST LAP TIME : 1:57.647		DIFFERENCE : 0.000			
LAP	SECTOR 1	SECTOR 2	LAP TIME	MPH	DIFF	TIME OF DAY	
1 -	1:30.281	46.589	2:16.870	78.08	19.223	10:56:15.536	
2 -	1:21.328	41.377	2:02.705	87.10	5.058	10:58:18.241	
3 -	1:20.888	41.387	2:02.275	87.41	4.628	11:00:20.516	
4 -	1:19.730	39.600	1:59.330 (3)	89.56	1.683	11:02:19.846	
5 -	<b>1:18.168</b>	<b>39.479</b>	<b>1:57.647 (1)</b>	<b>90.84</b>		<b>11:04:17.493</b>	
6 -	1:18.292	39.545	1:57.837 (2)	90.70	0.190	11:06:15.330	

P3		9		Luke DIXON		BMW S1000RR -	
IDEAL LAP TIME : 1:58.935		BEST LAP TIME : 1:58.935		DIFFERENCE : 0.000			
LAP	SECTOR 1	SECTOR 2	LAP TIME	MPH	DIFF	TIME OF DAY	
1 -	1:26.655	43.090	2:09.745	82.37	10.810	10:56:03.646	
2 -	1:22.670	41.569	2:04.239 (3)	86.02	5.304	10:58:07.885	
3 -	1:21.713	47.779	2:09.492	82.53	10.557	11:00:17.377	
4 -	1:21.084	41.188	2:02.272 (2)	87.41	3.337	11:02:19.649	
5 -	<b>1:19.076</b>	<b>39.859</b>	<b>1:58.935 (1)</b>	<b>89.86</b>		<b>11:04:18.584</b>	

P4		25		Sam SMITH		Yamaha YZF1000 R1 - Exclusiv events	
IDEAL LAP TIME : 1:59.429		BEST LAP TIME : 1:59.759		DIFFERENCE : 0.330			
LAP	SECTOR 1	SECTOR 2	LAP TIME	MPH	DIFF	TIME OF DAY	
1 -	OUTLAP	44.526	2:14.830	79.27	15.071	10:57:22.315	
2 -	1:20.253	41.590	2:01.843	87.72	2.084	10:59:24.158	
3 -	1:19.497	41.919	2:01.416 (2)	88.02	1.657	11:01:25.574	
4 -	<b>1:18.838</b>	43.072	2:01.910	87.67	2.151	11:03:27.484	
5 -	1:19.793	41.675	2:01.468 (3)	87.99	1.709	11:05:28.952	
6 -	1:19.168	<b>40.591</b>	<b>1:59.759 (1)</b>	<b>89.24</b>		<b>11:07:28.711</b>	

P5		2		Peter BAKER		Kawasaki ZX10R - TJ & Peter Baker MC/Dodfrey Eng	
IDEAL LAP TIME : 1:59.693		BEST LAP TIME : 1:59.896		DIFFERENCE : 0.203			
LAP	SECTOR 1	SECTOR 2	LAP TIME	MPH	DIFF	TIME OF DAY	
1 -	1:25.737	43.713	2:09.450	82.56	9.554	10:56:56.945	
2 -	1:20.624	41.491	2:02.115 (3)	87.52	2.219	10:58:59.060	
3 -	1:22.615	41.069	2:03.684	86.41	3.788	11:01:02.744	
4 -	1:21.338	41.342	2:02.680	87.12	2.784	11:03:05.424	
5 -	<b>1:19.332</b>	40.564	<b>1:59.896 (1)</b>	<b>89.14</b>		<b>11:05:05.320</b>	
6 -	1:19.732	<b>40.361</b>	2:00.093 (2)	88.99	0.197	11:07:05.413	

P6		26		Josh WAINWRIGHT		Honda CBR1000 - JW MOT Centre	
IDEAL LAP TIME : 1:58.071		BEST LAP TIME : 2:00.413		DIFFERENCE : 2.342			
LAP	SECTOR 1	SECTOR 2	LAP TIME	MPH	DIFF	TIME OF DAY	
1 -	1:26.290	44.298	2:10.588 (3)	81.84	10.175	10:56:55.295	
2 -	1:19.189	41.224	<b>2:00.413 (1)</b>	<b>88.76</b>		<b>10:58:55.708</b>	
3 -	1:20.939	41.331	2:02.270 (2)	87.41	1.857	11:00:57.978	
4 -	<b>1:18.148</b>	IN PIT	3:04.516 P	57.92	1:04.103	11:04:02.494	
5 -	OUTLAP	<b>39.923</b>	2:04.536	85.82	4.123	11:06:07.030	

# BMCRC - MRO Championships 2022 - Rnd 3 @ Snetterton 300

## Reactive Parts MRO Powerbikes inc Clubman 1000

### QUALIFYING - SECTOR ANALYSIS



SECTOR 1 = FL to I1, SECTOR 2 = I1 to FL, DIFF = Difference To Personal Best Lap, P = Crossed Finish Line in Pit Lane, D = Time Disallowed

P7 711		Ritchie THORNTON		Kawasaki ZX10R - Team 71			
IDEAL LAP TIME : 2:01.898		BEST LAP TIME : 2:01.898		DIFFERENCE : 0.000			
LAP	SECTOR 1	SECTOR 2	LAP TIME	MPH	DIFF	TIME OF DAY	
1 -	1:28.490	47.659	2:16.149	78.50	14.251	10:56:41.644	
2 -	1:25.652	44.912	2:10.564	81.86	8.666	10:58:52.208	
3 -	1:27.131	43.020	2:10.151	82.12	8.253	11:01:02.359	
4 -	1:23.287	43.159	2:06.446 (3)	84.52	4.548	11:03:08.805	
5 -	1:22.448	41.934	2:04.382 (2)	85.92	2.484	11:05:13.187	
6 -	<b>1:20.947</b>	<b>40.951</b>	<b>2:01.898 (1)</b>	<b>87.68</b>		<b>11:07:15.085</b>	

P8 58		Kenny FRETWELL		Yamaha R1 - Seton Tuning			
IDEAL LAP TIME : 2:02.826		BEST LAP TIME : 2:02.935		DIFFERENCE : 0.109			
LAP	SECTOR 1	SECTOR 2	LAP TIME	MPH	DIFF	TIME OF DAY	
1 -	1:31.057	44.709	2:15.766	78.72	12.831	10:56:09.976	
2 -	1:23.607	42.353	2:05.960	84.85	3.025	10:58:15.936	
3 -	1:22.902	41.919	2:04.821 (3)	85.62	1.886	11:00:20.757	
4 -	1:24.076	<b>41.230</b>	2:05.306	85.29	2.371	11:02:26.063	
5 -	1:21.654	41.467	2:03.121 (2)	86.80	0.186	11:04:29.184	
6 -	<b>1:21.596</b>	41.339	<b>2:02.935 (1)</b>	<b>86.94</b>		<b>11:06:32.119</b>	

P9 60		Jack YOUNGE		Kawasaki ZX10R - Chase Timber products			
IDEAL LAP TIME : 2:02.998		BEST LAP TIME : 2:03.036		DIFFERENCE : 0.038			
LAP	SECTOR 1	SECTOR 2	LAP TIME	MPH	DIFF	TIME OF DAY	
1 -	1:31.370	46.337	2:17.707	77.61	14.671	10:56:13.832	
2 -	1:24.093	43.373	2:07.466	83.85	4.430	10:58:21.298	
3 -	1:22.558	<b>42.178</b>	2:04.736 (3)	85.68	1.700	11:00:26.034	
4 -	1:21.912	43.210	2:05.122	85.42	2.086	11:02:31.156	
5 -	<b>1:20.820</b>	42.216	<b>2:03.036 (1)</b>	<b>86.86</b>		<b>11:04:34.192</b>	
6 -	1:21.707	42.830	2:04.537 (2)	85.82	1.501	11:06:38.729	

P10 449 C		Luke WALLINGTON		Yamaha R1 4C8 - BW Bespoke Developments Ltd			
IDEAL LAP TIME : 2:03.058		BEST LAP TIME : 2:03.058		DIFFERENCE : 0.000			
LAP	SECTOR 1	SECTOR 2	LAP TIME	MPH	DIFF	TIME OF DAY	
1 -	OUTLAP	43.703	2:11.875	81.04	8.817	10:58:31.771	
2 -	1:23.973	43.827	2:07.800	83.63	4.742	11:00:39.571	
3 -	1:23.406	42.454	2:05.860 (3)	84.92	2.802	11:02:45.431	
4 -	1:22.293	42.738	2:05.031 (2)	85.48	1.973	11:04:50.462	
5 -	<b>1:21.977</b>	<b>41.081</b>	<b>2:03.058 (1)</b>	<b>86.85</b>		<b>11:06:53.520</b>	

P11 8		John BUTLER		Kawasaki ZX10RR - Butler-Hills Ltd			
IDEAL LAP TIME : 2:05.086		BEST LAP TIME : 2:05.086		DIFFERENCE : 0.000			
LAP	SECTOR 1	SECTOR 2	LAP TIME	MPH	DIFF	TIME OF DAY	
1 -	1:28.227	45.230	2:13.457	80.08	8.371	10:56:10.934	
2 -	1:23.914	42.772	2:06.686 (2)	84.36	1.600	10:58:17.620	
3 -	<b>1:22.405</b>	<b>42.681</b>	<b>2:05.086 (1)</b>	<b>85.44</b>		<b>11:00:22.706</b>	
4 -	1:25.013	43.148	2:08.161 (3)	83.39	3.075	11:02:30.867	

P12 17		Phil BAKER		Ducati -			
IDEAL LAP TIME : 2:05.212		BEST LAP TIME : 2:05.212		DIFFERENCE : 0.000			
LAP	SECTOR 1	SECTOR 2	LAP TIME	MPH	DIFF	TIME OF DAY	
1 -	1:38.907	48.316	2:27.223	72.59	22.011	10:56:28.309	
2 -	1:28.116	44.911	2:13.027	80.34	7.815	10:58:41.336	
3 -	1:24.850	43.280	2:08.130 (2)	83.41	2.918	11:00:49.466	
4 -	1:25.184	42.997	2:08.181 (3)	83.38	2.969	11:02:57.647	
5 -	<b>1:23.298</b>	<b>41.914</b>	<b>2:05.212 (1)</b>	<b>85.35</b>		<b>11:05:02.859</b>	

# BMCRC - MRO Championships 2022 - Rnd 3 @ Snetterton 300

## Reactive Parts MRO Powerbikes inc Clubman 1000

### QUALIFYING - SECTOR ANALYSIS



SECTOR 1 = FL to I1, SECTOR 2 = I1 to FL, DIFF = Difference To Personal Best Lap, P = Crossed Finish Line in Pit Lane, D = Time Disallowed

P13 334 C		Anthony BRANDISH		Suzuki GSXR 1000 - BW bespoke developments ltd			
IDEAL LAP TIME : 2:05.043		BEST LAP TIME : 2:05.565		DIFFERENCE : 0.522			
LAP	SECTOR 1	SECTOR 2	LAP TIME	MPH	DIFF	TIME OF DAY	
1 -	OUTLAP	42.420	2:10.147	82.12	4.582	10:58:30.583	
2 -	<b>1:22.736</b>	42.829	<b>2:05.565 (1)</b>	<b>85.11</b>		<b>11:00:36.148</b>	
3 -	1:23.651	42.770	2:06.421 (2)	84.54	0.856	11:02:42.569	
4 -	1:24.177	<b>42.307</b>	2:06.484 (3)	84.50	0.919	11:04:49.053	

P14 86 C		Frederico LOPES		Yamaha R1 - FLR Procurement Ltd			
IDEAL LAP TIME : 2:05.061		BEST LAP TIME : 2:05.922		DIFFERENCE : 0.861			
LAP	SECTOR 1	SECTOR 2	LAP TIME	MPH	DIFF	TIME OF DAY	
1 -	1:37.800	49.107	2:26.907	72.75	20.985	10:56:26.934	
2 -	1:24.918	42.923	2:07.841	83.60	1.919	10:58:34.775	
3 -	<b>1:23.030</b>	42.892	<b>2:05.922 (1)</b>	<b>84.87</b>		<b>11:00:40.697</b>	
4 -	1:23.341	43.470	2:06.811 (3)	84.28	0.889	11:02:47.508	
5 -	1:23.766	42.197	2:05.963 (2)	84.85	0.041	11:04:53.471	
6 -	1:24.845	<b>42.031</b>	2:06.876	84.24	0.954	11:07:00.347	

P15 12		David COMBRINCK		Kawasaki ZX10R -			
IDEAL LAP TIME : 2:06.950		BEST LAP TIME : 2:06.995		DIFFERENCE : 0.045			
LAP	SECTOR 1	SECTOR 2	LAP TIME	MPH	DIFF	TIME OF DAY	
1 -	1:45.226	52.541	2:37.767	67.74	30.772	10:56:37.475	
2 -	1:29.134	46.299	2:15.433	78.91	8.438	10:58:52.908	
3 -	1:28.879	43.314	2:12.193	80.85	5.198	11:01:05.101	
4 -	<b>1:24.537</b>	43.248	2:07.785 (3)	83.64	0.790	11:03:12.886	
5 -	1:24.941	42.707	2:07.648 (2)	83.73	0.653	11:05:20.534	
6 -	1:24.582	<b>42.413</b>	<b>2:06.995 (1)</b>	<b>84.16</b>		<b>11:07:27.529</b>	

P16 11		Josh HARVEY		Yamaha R1 4C8 - NR Racing			
IDEAL LAP TIME : 2:08.394		BEST LAP TIME : 2:08.394		DIFFERENCE : 0.000			
LAP	SECTOR 1	SECTOR 2	LAP TIME	MPH	DIFF	TIME OF DAY	
1 -	1:37.915	50.377	2:28.292	72.07	19.898	10:56:34.971	
2 -	1:28.678	47.355	2:16.033 (3)	78.56	7.639	10:58:51.004	
3 -	1:26.055	45.317	2:11.372 (2)	81.35	2.978	11:01:02.376	
4 -	<b>1:24.453</b>	<b>43.941</b>	<b>2:08.394 (1)</b>	<b>83.24</b>		<b>11:03:10.770</b>	

P17 133		Ben NEEVES		BMW S1000RR -			
IDEAL LAP TIME : 2:08.677		BEST LAP TIME : 2:08.677		DIFFERENCE : 0.000			
LAP	SECTOR 1	SECTOR 2	LAP TIME	MPH	DIFF	TIME OF DAY	
1 -	1:31.451	46.820	2:18.271	77.29	9.594	10:56:15.454	
2 -	1:25.670	45.685	2:11.355	81.36	2.678	10:58:26.809	
3 -	1:25.731	45.067	2:10.798	81.71	2.121	11:00:37.607	
4 -	1:25.545	44.171	2:09.716 (3)	82.39	1.039	11:02:47.323	
5 -	1:25.384	43.882	2:09.266 (2)	82.68	0.589	11:04:56.589	
6 -	<b>1:24.869</b>	<b>43.808</b>	<b>2:08.677 (1)</b>	<b>83.06</b>		<b>11:07:05.266</b>	

P18 63		Matt WREN		Suzuki GSXR 1000 -			
IDEAL LAP TIME : 2:09.557		BEST LAP TIME : 2:09.741		DIFFERENCE : 0.184			
LAP	SECTOR 1	SECTOR 2	LAP TIME	MPH	DIFF	TIME OF DAY	
1 -	1:36.700	48.307	2:25.007	73.70	15.266	10:58:20.041	
2 -	1:29.911	44.779	2:14.690 (3)	79.35	4.949	11:00:34.731	
3 -	1:27.405	<b>43.817</b>	2:11.222 (2)	81.45	1.481	11:02:45.953	
4 -	<b>1:25.740</b>	44.001	<b>2:09.741 (1)</b>	<b>82.38</b>		<b>11:04:55.694</b>	

# BMCRC - MRO Championships 2022 - Rnd 3 @ Snetterton 300

## Reactive Parts MRO Powerbikes inc Clubman 1000

### QUALIFYING - SECTOR ANALYSIS



SECTOR 1 = FL to I1, SECTOR 2 = I1 to FL, DIFF = Difference To Personal Best Lap, P = Crossed Finish Line in Pit Lane, D = Time Disallowed

P19 82		Matt HINNELLS		Yamaha R1 - BD Racing			
IDEAL LAP TIME : 2:09.568		BEST LAP TIME : 2:09.864		DIFFERENCE : 0.296			
LAP	SECTOR 1	SECTOR 2	LAP TIME	MPH	DIFF	TIME OF DAY	
1 -	1:38.519	52.132	2:30.651	70.94	20.787	10:56:37.761	
2 -	1:29.702	45.875	2:15.577	78.83	5.713	10:58:53.338	
3 -	1:30.466	45.373	2:15.839	78.68	5.975	11:01:09.177	
4 -	<b>1:26.057</b>	43.880	2:09.937 (2)	82.25	0.073	11:03:19.114	
5 -	1:26.184	44.858	2:11.042 (3)	81.56	1.178	11:05:30.156	
6 -	1:26.353	<b>43.511</b>	<b>2:09.864 (1)</b>	<b>82.30</b>		<b>11:07:40.020</b>	

P20 333		Andrew HOUGHTON		Yamaha R1 -			
IDEAL LAP TIME : 2:10.465		BEST LAP TIME : 2:10.465		DIFFERENCE : 0.000			
LAP	SECTOR 1	SECTOR 2	LAP TIME	MPH	DIFF	TIME OF DAY	
1 -	OUTLAP	50.083	2:34.198	69.31	23.733	10:56:35.150	
2 -	1:30.666	45.927	2:16.593	78.24	6.128	10:58:51.743	
3 -	1:32.330	45.810	2:18.140	77.37	7.675	11:01:09.883	
4 -	1:27.102	43.912	2:11.014 (3)	81.57	0.549	11:03:20.897	
5 -	1:27.046	43.891	2:10.937 (2)	81.62	0.472	11:05:31.834	
6 -	<b>1:26.726</b>	<b>43.739</b>	<b>2:10.465 (1)</b>	<b>81.92</b>		<b>11:07:42.299</b>	

P21 222 C		Phil ROOKE		Kawasaki ZX10R - GW HIGHWAYS & CLEARWAY TRAFFIC S			
IDEAL LAP TIME : 2:11.090		BEST LAP TIME : 2:11.126		DIFFERENCE : 0.036			
LAP	SECTOR 1	SECTOR 2	LAP TIME	MPH	DIFF	TIME OF DAY	
1 -	1:40.553	51.586	2:32.139	70.25	21.013	10:58:07.345	
2 -	1:31.440	47.021	2:18.461	77.19	7.335	11:00:25.806	
3 -	1:28.090	45.995	2:14.085 (3)	79.71	2.959	11:02:39.891	
4 -	<b>1:26.502</b>	45.298	2:11.800 (2)	81.09	0.674	11:04:51.691	
5 -	1:26.538	<b>44.588</b>	<b>2:11.126 (1)</b>	<b>81.51</b>		<b>11:07:02.817</b>	

P22 47		Daryl DANCE		Yamaha R1 -			
IDEAL LAP TIME : 2:11.608		BEST LAP TIME : 2:11.608		DIFFERENCE : 0.000			
LAP	SECTOR 1	SECTOR 2	LAP TIME	MPH	DIFF	TIME OF DAY	
1 -	1:28.172	46.474	2:14.646 (3)	79.37	3.038	10:57:00.207	
2 -	<b>1:26.615</b>	<b>44.993</b>	<b>2:11.608 (1)</b>	<b>81.21</b>		<b>10:59:11.815</b>	
3 -	1:28.781	45.367	2:14.148 (2)	79.67	2.540	11:01:25.963	

P23 110 C		Michael CLARKE		Yamaha R1 - BIKEBASE - MX5 PARTS WAREHOUSE			
IDEAL LAP TIME : 2:11.575		BEST LAP TIME : 2:11.730		DIFFERENCE : 0.155			
LAP	SECTOR 1	SECTOR 2	LAP TIME	MPH	DIFF	TIME OF DAY	
1 -	1:36.220	48.149	2:24.369 (3)	74.03	12.639	10:57:49.454	
2 -	1:29.147	<b>44.670</b>	2:13.817 (2)	79.87	2.087	11:00:03.271	
3 -	<b>1:26.905</b>	44.825	<b>2:11.730 (1)</b>	<b>81.13</b>		<b>11:02:15.001</b>	

P24 46 C		Simon GATES		Yamaha YZF R1 - No Tallentino Racing Team FATI			
IDEAL LAP TIME :		BEST LAP TIME : 2:11.893		DIFFERENCE :			
LAP	SECTOR 1	SECTOR 2	LAP TIME	MPH	DIFF	TIME OF DAY	
1 -			2:24.382	74.02	12.489	10:56:37.245	
2 -			2:14.818	79.27	2.925	10:58:52.063	
3 -			2:16.750	78.15	4.857	11:01:08.814	
4 -			<b>2:11.893 (1)</b>	<b>81.03</b>		<b>11:03:20.707</b>	
5 -			2:12.442 (2)	80.70	0.549	11:05:33.149	
6 -			2:12.752 (3)	80.51	0.859	11:07:45.901	

# BMCRC - MRO Championships 2022 - Rnd 3 @ Snetterton 300

## Reactive Parts MRO Powerbikes inc Clubman 1000

### QUALIFYING - SECTOR ANALYSIS



SECTOR 1 = FL to I1, SECTOR 2 = I1 to FL, DIFF = Difference To Personal Best Lap, P = Crossed Finish Line in Pit Lane, D = Time Disallowed

P25 224 C		Lee HEALEY		Suzuki GSXR 1000R - F-Tech Fire & Electrical Ltd / Ark Joinery			
IDEAL LAP TIME : 2:12.323		BEST LAP TIME : 2:12.383		DIFFERENCE : 0.060			
LAP	SECTOR 1	SECTOR 2	LAP TIME	MPH	DIFF	TIME OF DAY	
1 -	1:40.028	48.381	2:28.409 (3)	72.01	16.026	10:56:29.947	
2 -	1:31.248	<b>44.936</b>	2:16.184 (2)	78.48	3.801	10:58:46.131	
3 -	<b>1:27.387</b>	44.996	<b>2:12.383 (1)</b>	<b>80.73</b>		<b>11:00:58.514</b>	

P26 52		Ben COTGROVE		Yamaha R1 - MFR			
IDEAL LAP TIME : 2:12.495		BEST LAP TIME : 2:12.495		DIFFERENCE : 0.000			
LAP	SECTOR 1	SECTOR 2	LAP TIME	MPH	DIFF	TIME OF DAY	
1 -	1:31.706	46.276	2:17.982 (2)	77.45	5.487	10:56:13.934	
2 -	<b>1:27.146</b>	<b>45.349</b>	<b>2:12.495 (1)</b>	<b>80.66</b>		<b>10:58:26.429</b>	

P27 98		Rick DICKINSON		Ducati PANIGALE V4 - MotorcycleRaceParts.co.uk			
IDEAL LAP TIME : 2:14.617		BEST LAP TIME : 2:14.617		DIFFERENCE : 0.000			
LAP	SECTOR 1	SECTOR 2	LAP TIME	MPH	DIFF	TIME OF DAY	
1 -	1:37.831	50.397	2:28.228	72.10	13.611	10:56:27.852	
2 -	1:33.594	49.433	2:23.027	74.72	8.410	10:58:50.879	
3 -	1:32.018	46.829	2:18.847 (3)	76.97	4.230	11:01:09.726	
4 -	1:31.757	46.730	2:18.487 (2)	77.17	3.870	11:03:28.213	
5 -	<b>1:28.248</b>	<b>46.369</b>	<b>2:14.617 (1)</b>	<b>79.39</b>		<b>11:05:42.830</b>	

P28 16		James BUCHANAN		Kawasaki ZX10R - Bluemotion racing			
IDEAL LAP TIME : 2:17.785		BEST LAP TIME : 2:17.785		DIFFERENCE : 0.000			
LAP	SECTOR 1	SECTOR 2	LAP TIME	MPH	DIFF	TIME OF DAY	
1 -	1:51.658	1:00.201	2:51.859	62.19	34.074	10:58:09.720	
2 -	1:44.293	50.530	2:34.823 (3)	69.03	17.038	11:00:44.543	
3 -	1:36.661	48.659	2:25.320 (2)	73.54	7.535	11:03:09.863	
4 -	<b>1:31.452</b>	<b>46.333</b>	<b>2:17.785 (1)</b>	<b>77.57</b>		<b>11:05:27.648</b>	

P29 66 C		Stephen HARVEY		Kawasaki ZX10 -			
IDEAL LAP TIME : 2:20.837		BEST LAP TIME : 2:21.948		DIFFERENCE : 1.111			
LAP	SECTOR 1	SECTOR 2	LAP TIME	MPH	DIFF	TIME OF DAY	
1 -	1:41.892	49.861	2:31.753 (2)	70.43	9.805	10:56:30.111	
2 -	1:34.447	<b>47.501</b>	<b>2:21.948 (1)</b>	<b>75.29</b>		<b>10:58:52.059</b>	

P30 19 C		Tyler DONOVAN		Kawasaki ZX10R -			
IDEAL LAP TIME : 2:40.457		BEST LAP TIME :		DIFFERENCE :			
LAP	SECTOR 1	SECTOR 2	LAP TIME	MPH	DIFF	TIME OF DAY	
1 -	<b>1:51.405</b>	IN PIT	3:52.810 P	45.90		10:57:51.191	
2 -	OUTLAP	<b>49.052</b>	2:26.524	72.94		11:00:17.715	

P31 53 C		Seamus McGLYNN		Yamaha R1 -			
IDEAL LAP TIME :		BEST LAP TIME :		DIFFERENCE :			
LAP	SECTOR 1	SECTOR 2	LAP TIME	MPH	DIFF	TIME OF DAY	
1 -		<b>IN PIT</b>	2:57.576 P	60.18		10:58:07.185	
2 -	<b>OUTLAP</b>	<b>IN PIT</b>	4:26.001 P	40.18		11:02:33.186	

# BMCRC - MRO Championships 2022 - Rnd 3 @ Snetterton 300

## Reactive Parts MRO Powerbikes inc Clubman 1000

### QUALIFYING - BEST SECTORS

SECTOR 1			SECTOR 2			IDEAL / BEST COMPARISON						
POS	NO	NAME	TIME	NO	NAME	TIME	POS	NO	NAME	IDEAL	BEST	DIFF
									<b>PERFECT LAP</b>	<b>1:57.269</b>		
1	5	EDWARDS	1:17.862	5	EDWARDS	39.407	1	5	EDWARDS	1:57.269	1:57.269	0.000
2	26	WAINWRIGHT	1:18.148	48	WILSON	39.479	2	48	WILSON	1:57.647	1:57.647	0.000
3	48	WILSON	1:18.168	9	DIXON	39.859	3	26	WAINWRIGHT	1:58.071	2:00.413	2.342
4	25	SMITH	1:18.838	26	WAINWRIGHT	39.923	4	9	DIXON	1:58.935	1:58.935	0.000
5	9	DIXON	1:19.076	2	BAKER	40.361	5	25	SMITH	1:59.429	1:59.759	0.330
6	2	BAKER	1:19.332	25	SMITH	40.591	6	2	BAKER	1:59.693	1:59.896	0.203
7	60	YOUNGE	1:20.820	711	THORNTON	40.951	7	711	THORNTON	2:01.898	2:01.898	0.000
8	711	THORNTON	1:20.947	449	WALLINGTON	41.081	8	58	FRETWELL	2:02.826	2:02.935	0.109
9	58	FRETWELL	1:21.596	58	FRETWELL	41.230	9	60	YOUNGE	2:02.998	2:03.036	0.038
10	449	WALLINGTON	1:21.977	17	BAKER	41.914	10	449	WALLINGTON	2:03.058	2:03.058	0.000
11	8	BUTLER	1:22.405	86	LOPES	42.031	11	334	BRANDISH	2:05.043	2:05.565	0.522
12	334	BRANDISH	1:22.736	60	YOUNGE	42.178	12	86	LOPES	2:05.061	2:05.922	0.861
13	86	LOPES	1:23.030	334	BRANDISH	42.307	13	8	BUTLER	2:05.086	2:05.086	0.000
14	17	BAKER	1:23.298	12	COMBRINCK	42.413	14	17	BAKER	2:05.212	2:05.212	0.000
15	11	HARVEY	1:24.453	8	BUTLER	42.681	15	12	COMBRINCK	2:06.950	2:06.995	0.045
16	12	COMBRINCK	1:24.537	82	HINNELLS	43.511	16	11	HARVEY	2:08.394	2:08.394	0.000
17	133	NEEVES	1:24.869	333	HOUGHTON	43.739	17	133	NEEVES	2:08.677	2:08.677	0.000
18	63	WREN	1:25.740	133	NEEVES	43.808	18	63	WREN	2:09.557	2:09.741	0.184
19	82	HINNELLS	1:26.057	63	WREN	43.817	19	82	HINNELLS	2:09.568	2:09.864	0.296
20	222	ROOKE	1:26.502	11	HARVEY	43.941	20	333	HOUGHTON	2:10.465	2:10.465	0.000
21	47	DANCE	1:26.615	222	ROOKE	44.588	21	222	ROOKE	2:11.090	2:11.126	0.036
22	333	HOUGHTON	1:26.726	110	CLARKE	44.670	22	110	CLARKE	2:11.575	2:11.730	0.155
23	110	CLARKE	1:26.905	224	HEALEY	44.936	23	47	DANCE	2:11.608	2:11.608	0.000
24	52	COTGROVE	1:27.146	47	DANCE	44.993	24	224	HEALEY	2:12.323	2:12.383	0.060
25	224	HEALEY	1:27.387	52	COTGROVE	45.349	25	52	COTGROVE	2:12.495	2:12.495	0.000
26	98	DICKINSON	1:28.248	16	BUCHANAN	46.333	26	98	DICKINSON	2:14.617	2:14.617	0.000
27	16	BUCHANAN	1:31.452	98	DICKINSON	46.369	27	16	BUCHANAN	2:17.785	2:17.785	0.000
28	66	HARVEY	1:33.336	66	HARVEY	47.501	28	66	HARVEY	2:20.837	2:21.948	1.111
29	19	DONOVAN	1:51.405	19	DONOVAN	49.052	29	19	DONOVAN	2:40.457		
30							30	53	McGLYNN			
31							31	46	GATES		2:11.893	

# BMCRC - MRO Championships 2022 - Rnd 3 @ Snetterton 300

Reactive Parts MRO Powerbikes inc Clubman 1000

## QUALIFYING - STATISTICS

**Competitors Started** 31  
**Planned Start** 2022-05-07 @ 10:42:00.000  
**Actual Start** 2022-05-07 @ 10:53:44.818  
**Finish Time** 2022-05-07 @ 11:05:40.308  
**Track Length** 2.9689mi.  
**Total Laps** 145  
**Total Distance Covered** 430.4921mi.

### Session Fastest Lap History

NO	CL	NAME	LAP TIME	TIME OF DAY	LAP	VEHICLE
9		Luke DIXON	<b>2:09.745</b>	10:56:03.656	1	BMW S1000RR
2		Peter BAKER	<b>2:09.450</b>	10:56:56.949	1	Kawasaki ZX10R
9		Luke DIXON	<b>2:04.239</b>	10:58:07.895	2	BMW S1000RR
48		Nicky WILSON	<b>2:02.705</b>	10:58:18.246	2	Suzuki GSXR 1000
26		Josh WAINWRIGHT	<b>2:00.413</b>	10:58:55.727	2	Honda CBR1000
48		Nicky WILSON	<b>1:59.330</b>	11:02:19.850	4	Suzuki GSXR 1000
5		James EDWARDS	<b>1:59.024</b>	11:04:16.559	5	Kawasaki ZX10RR
48		Nicky WILSON	<b>1:57.647</b>	11:04:17.498	5	Suzuki GSXR 1000
5		James EDWARDS	<b>1:57.269</b>	11:06:13.828	6	Kawasaki ZX10RR

### Flag History

TYPE	TIME OF DAY
GREEN	10:53:44.818
FINISH	11:05:40.308

### Flag Statistics

TYPE	COUNT	TOTAL LAPS	TOTAL TIME
Green	1	6	14:12.024
Red	0	0	0.000
Safety Car	0	0	0.000
FCY	0	0	0.000



# BMCRC - MRO Championships 2022 - Rnd 3 @ Snetterton 300

Reactive Parts MRO Powerbikes inc Clubman 1000

## QUALIFYING - STATISTICS

CLASS :

21 Starters

### Fastest Lap History

NO	NAME	LAP TIME	TIME OF DAY	LAP	VEHICLE
9	Luke DIXON	2:09.745	10:56:03.656	1	BMW S1000RR
2	Peter BAKER	2:09.450	10:56:56.949	1	Kawasaki ZX10R
9	Luke DIXON	2:04.239	10:58:07.895	2	BMW S1000RR
48	Nicky WILSON	2:02.705	10:58:18.246	2	Suzuki GSXR 1000
26	Josh WAINWRIGHT	2:00.413	10:58:55.727	2	Honda CBR1000
48	Nicky WILSON	1:59.330	11:02:19.850	4	Suzuki GSXR 1000
5	James EDWARDS	1:59.024	11:04:16.559	5	Kawasaki ZX10RR
48	Nicky WILSON	1:57.647	11:04:17.498	5	Suzuki GSXR 1000
5	James EDWARDS	1:57.269	11:06:13.828	6	Kawasaki ZX10RR

# BMCRC - MRO Championships 2022 - Rnd 3 @ Snetterton 300

Reactive Parts MRO Powerbikes inc Clubman 1000

## QUALIFYING - STATISTICS

CLASS : C

10 Starters

### Fastest Lap History

NO	NAME	LAP TIME	TIME OF DAY	LAP	VEHICLE
86	Frederico LOPES	2:26.907	10:56:26.944	1	Yamaha R1
46	Simon GATES	2:24.382	10:56:37.245	1	Yamaha YZF R1
110	Michael CLARKE	2:24.369	10:57:49.471	1	Yamaha R1
86	Frederico LOPES	2:07.841	10:58:34.784	2	Yamaha R1
334	Anthony BRANDISH	2:05.565	11:00:36.149	2	Suzuki GSXR 1000
449	Luke WALLINGTON	2:05.031	11:04:50.465	4	Yamaha R1 4C8
449	Luke WALLINGTON	2:03.058	11:06:53.523	5	Yamaha R1 4C8

# BMCRC - MRO Championships 2022 - Rnd 3 @ Snetterton 300



## Reactive Parts MRO Powerbikes inc Clubman 1000

### RACE 7 - GRID (10 Laps)

ROW 11	33		32	991 Andrew BELLIS	31	53 Seamus McGLYNN
ROW 10	30	19 Tyler DONOVAN	29	66 Stephen HARVEY 2:21.948	28	16 James BUCHANAN 2:17.785
ROW 9	27	98 Rick DICKINSON 2:14.617	26	52 Ben COTGROVE 2:12.495	25	224 Lee HEALEY 2:12.383
ROW 8	24	46 Simon GATES 2:11.893	23	110 Michael CLARKE 2:11.730	22	47 Daryl DANCE 2:11.608
ROW 7	21	222 Phil ROOKE 2:11.126	20	333 Andrew HOUGHTON 2:10.465	19	82 Matt HINNELLS 2:09.864
ROW 6	18	63 Matt WREN 2:09.741	17	133 Ben NEEVES 2:08.677	16	11 Josh HARVEY 2:08.394
ROW 5	15	12 David COMBRINCK 2:06.995	14	86 Frederico LOPES 2:05.922	13	334 Anthony BRANDISH 2:05.565
ROW 4	12	17 Phil BAKER 2:05.212	11	8 John BUTLER 2:05.086	10	449 Luke WALLINGTON 2:03.058
ROW 3	9	60 Jack YOUNGE 2:03.036	8	58 Kenny FRETWELL 2:02.935	7	711 Ritchie THORNTON 2:01.898
ROW 2	6	26 Josh WAINWRIGHT 2:00.413	5	2 Peter BAKER 1:59.896	4	25 Sam SMITH 1:59.759
ROW 1	3	9 Luke DIXON 1:58.935	2	48 Nicky WILSON 1:57.647	1	5 James EDWARDS 1:57.269

**Pole**

Snetterton 300: 2.9689 miles

These results are provisional until the conclusion of any judicial and technical matters.

Clerk Of Course :	Stewards :	Timekeeper : Craig Smith
-------------------	------------	--------------------------

Results can be found at [www.tsl-timing.com](http://www.tsl-timing.com)

Printed - 11:09 Saturday, 07 May 2022



# BMCRC - MRO Championships 2022 - Rnd 3 @ Snetterton 300

## Reactive Parts MRO Powerbikes inc Clubman 1000



### RACE 7 - CLASSIFICATION

POS	NO	CL	PIC NAME	ENTRY	LAPS	TIME	GAP	DIFF	MPH	BEST	ON
1	26		1 Josh WAINWRIGHT	Honda CBR1000 - JW MOT Centre	8	15:33.496			91.59	1:54.713	7
2	48		2 Nicky WILSON	Suzuki GSXR 1000 - Demon GP/Haslemere Motorc	8	15:37.310	3.814	3.814	91.22	1:55.455	6
3	5		3 James EDWARDS	Kawasaki ZX10RR - EHT Technologies	8	15:37.546	4.050	0.236	91.20	1:55.489	6
4	2		4 Peter BAKER	Kawasaki ZX10R - TJ & Peter Baker MC/Dodfrey E	8	15:40.237	6.741	2.691	90.93	1:56.041	6
5	9		5 Luke DIXON	BMW S1000RR -	8	15:45.437	11.941	5.200	90.43	1:56.475	5
6	711		6 Ritchie THORNTON	Kawasaki ZX10R - Team 71	8	15:47.686	14.190	2.249	90.22	1:57.237	4
7	25		7 Sam SMITH	Yamaha YZF1000 R1 - Exclusiv events	8	15:47.714	14.218	0.028	90.22	1:55.971	8
8	60		8 Jack YOUNGE	Kawasaki ZX10R - Chase Timber products	8	15:55.301	21.805	7.587	89.50	1:57.931	7
9	8		9 John BUTLER	Kawasaki ZX10RR - Butler-Hills Ltd	8	15:55.727	22.231	0.426	89.46	1:57.430	8
10	11		10 Josh HARVEY	Yamaha R1 4C8 - NR Racing	8	16:04.973	31.477	9.246	88.60	1:58.611	5
11	449	C	1 Luke WALLINGTON	Yamaha R1 4C8 - BW Bespoke Developments Ltd	8	16:08.536	35.040	3.563	88.28	1:59.583	2
12	98		11 Rick DICKINSON	Ducati PANIGALE V4 - MotorcycleRaceParts.co.uk	8	16:08.642	35.146	0.106	88.27	1:58.424	6
13	110	C	2 Michael CLARKE	Yamaha R1 - BIKEBASE - MX5 PARTS WAREHOL	8	16:11.101	37.605	2.459	88.04	1:59.403	8
14	58		12 Kenny FRETWELL	Yamaha R1 - Seton Tuning	8	16:16.678	43.182	5.577	87.54	2:00.248	4
15	53	C	3 Seamus McGLYNN	Yamaha R1 -	8	16:16.724	43.228	0.046	87.54	1:59.484	8
16	17		13 Phil BAKER	Ducati -	8	16:17.352	43.856	0.628	87.48	1:59.303	5
17	86	C	4 Frederico LOPES	Yamaha R1 - FLR Procurement Ltd	8	16:18.193	44.697	0.841	87.41	1:59.917	7
18	334	C	5 Anthony BRANDISH	Suzuki GSXR 1000 - BW bespoke developments ltc	8	16:27.247	53.751	9.054	86.60	2:01.837	4
19	133		14 Ben NEEVES	BMW S1000RR -	8	16:28.249	54.753	1.002	86.52	2:01.720	6
20	12		15 David COMBRINCK	Kawasaki ZX10R -	8	16:37.229	1:03.733	8.980	85.74	2:02.444	8
21	222	C	6 Phil ROOKE	Kawasaki ZX10R - GW HIGHWAYS & CLEARWAY	8	16:37.752	1:04.256	0.523	85.69	2:02.670	3
22	82		16 Matt HINNELLS	Yamaha R1 - BD Racing	7	14:49.326	1 Lap	1 Lap	84.12	2:05.440	2
23	63		17 Matt WREN	Suzuki GSXR 1000 -	7	15:01.378	1 Lap	12.052	83.00	2:05.682	4
24	19	C	7 Tyler DONOVAN	Kawasaki ZX10R -	7	15:11.915	1 Lap	10.537	82.04	2:08.676	7
25	46	C	8 Simon GATES	Yamaha YZF R1 - No Tallentino Racing Team FATI	7	15:12.022	1 Lap	0.107	82.03	2:08.706	7
26	333		18 Andrew HOUGHTON	Yamaha R1 -	7	15:12.415	1 Lap	0.393	81.99	2:06.387	6
27	66	C	9 Stephen HARVEY	Kawasaki ZX10 -	7	15:24.265	1 Lap	11.850	80.94	2:09.157	6
28	991	C	10 Andrew BELLIS	Suzuki GSXR 750 - Cunco Ltd	7	15:43.493	1 Lap	19.228	79.29	2:11.887	7

#### NOT CLASSIFIED

DNF	52		Ben COTGROVE	Yamaha R1 - MFR	8	15:55.352	21.856	0.000	89.50	1:57.663	6
DNF	224	C	Lee HEALEY	Suzuki GSXR 1000R - F-Tech Fire & Electrical Ltd /	4	8:26.629	4 Laps	4 Laps	84.38	2:02.028	2
DNF	47		Daryl DANCE	Yamaha R1 -	2	4:11.459	6 Laps	2 Laps	85.00	2:02.666	2

#### FASTEST LAP

	26		Josh WAINWRIGHT	Honda CBR1000 - JW MOT Centre	7	1:54.713		93.17 mph		149.94 kph	
	110	C	Michael CLARKE	Yamaha R1 - BIKEBASE - MX5 PARTS WAREHOL	8	1:59.403		89.51 mph		144.05 kph	

Class - 92.5% of Race Speed = 84.72 mph  
 Class C - 92.5% of Race Speed = 81.65 mph

Red Flag (end of session): 14:37

Race Distance: 8 Laps / 23.75 miles

Snetterton 300: 2.9689 miles

Date: 07/05/2022 Start: 14:20 Finish: 00:00

Weather / Track : Bright / Dry

These results are provisional until the conclusion of any judicial and technical matters.

Clerk Of Course :	Stewards :	Timekeeper : Craig Smith
-------------------	------------	--------------------------

Results can be found at [www.tsl-timing.com](http://www.tsl-timing.com)

Printed - 14:42 Saturday, 07 May 2022



# BMCRC - MRO Championships 2022 - Rnd 3 @ Snetterton 300

## Reactive Parts MRO Powerbikes inc Clubman 1000

### RACE 7 - LAP CHART

<b>LAP 1</b>	@ 14:22:46.826	
NO	BEHIND	LAP TIME

48		2:02.374
5	0.455	2:02.829
26	0.877	2:03.251
711	1.802	2:04.176
2	1.972	2:04.346
25	2.027	2:04.401
60	3.253	2:05.627
9	3.440	2:05.814
8	4.612	2:06.986
11	4.671	2:07.045
52	4.756	2:07.130
449	5.885	2:08.259
47	6.419	2:08.793
58	6.684	2:09.058
86	7.775	2:10.149
334	8.218	2:10.592
133	8.998	2:11.372
110	9.035	2:11.409
17	9.457	2:11.831
98	10.098	2:12.472
53	11.397	2:13.771
12	11.598	2:13.972
82	11.667	2:14.041
222	13.809	2:16.183
224	15.406	2:17.780
19	15.459	2:17.833
63	15.552	2:17.926
46	15.749	2:18.123
333	15.945	2:18.319
66	18.906	2:21.280
991	20.245	2:22.619

<b>LAP 3</b>	@ 14:26:40.614	
NO	BEHIND	LAP TIME

48		1:57.097
26	0.296	1:57.192
5	1.589	1:58.028
2	2.172	1:56.829
25	3.048	1:57.346
711	4.016	1:57.343
9	4.370	1:57.335
60	7.442	1:59.042
52	9.081	1:59.234
8	9.162	1:59.464
11	9.570	1:59.039
449	11.530	1:59.850
110	15.083	1:59.699
58	15.443	2:00.816
98	18.042	2:01.221
86	18.293	2:02.169
17	18.764	2:02.349
334	18.917	2:02.341
133	21.389	2:02.804
53	21.417	2:02.734
12	25.221	2:04.445
222	25.927	2:02.670
224	26.295	2:02.649
82	29.633	2:06.314
63	35.997	2:07.438
19	39.867	2:09.187
333	40.040	2:09.293
46	40.277	2:09.324
66	47.330	2:11.169
991	56.265	2:15.054

<b>LAP 5</b>	@ 14:30:33.390	
NO	BEHIND	LAP TIME

26		1:56.040
48	0.607	1:56.786
5	1.390	1:56.425
2	2.693	1:56.793
25	3.922	1:56.620
9	5.511	1:56.475
711	6.332	1:57.855
60	11.724	1:58.594
52	12.646	1:58.323
8	13.715	1:58.556
11	14.175	1:58.611
449	19.103	2:00.255
110	22.241	1:59.612
58	23.790	2:00.875
98	24.020	1:59.085
17	26.663	1:59.303
86	28.595	2:01.455
53	29.142	2:00.778
334	30.176	2:02.198
133	33.303	2:02.059
12	39.806	2:02.788
222	40.063	2:02.988
82	48.902	2:06.003
63	56.692	2:07.789
19	1:04.999	2:08.779
46	1:05.290	2:08.971
333	1:10.148	2:15.355
66	1:16.803	2:11.640
991	1:30.763	2:14.112

<b>LAP 7</b>	@ 14:34:22.883	
NO	BEHIND	LAP TIME

26		1:54.713
48	2.626	1:56.057
5	3.385	1:55.999
2	5.340	1:56.099
9	9.881	1:57.377
711	11.991	1:57.542
25	13.312	2:02.759
60	18.683	1:57.931
52	18.760	1:57.944
8	19.866	1:57.957
11	25.680	2:00.454
449	29.403	1:59.830
98	31.769	1:58.818
110	33.267	2:00.850
58	36.910	2:01.809
17	37.285	2:00.644
53	38.809	1:59.527
86	39.832	1:59.917
334	46.115	2:02.741
133	47.365	2:01.835
12	56.354	2:03.218
222	56.551	2:02.978
82	1:10.895	2:05.753
63	1:22.947	2:08.395
19	1:33.484	2:08.676
46	1:33.591	2:08.706
333	1:33.984	2:06.942
66	1:45.834	2:09.367

<b>LAP 2</b>	@ 14:24:43.517	
NO	BEHIND	LAP TIME

48		1:56.691
26	0.201	1:56.015
5	0.658	1:56.894
2	2.440	1:57.159
25	2.799	1:57.463
711	3.770	1:58.659
9	4.132	1:57.383
60	5.497	1:58.935
8	6.795	1:58.874
52	6.944	1:58.879
11	7.628	1:59.648
449	8.777	1:59.583
58	11.724	2:01.731
47	12.394	2:02.666
110	12.481	2:00.137
86	13.221	2:02.137
17	13.512	2:00.746
334	13.673	2:02.146
98	13.918	2:00.511
133	15.682	2:03.375
53	15.780	2:01.074
12	17.873	2:02.966
222	20.354	2:03.236
82	20.416	2:05.440
224	20.743	2:02.028
63	25.656	2:06.795
19	27.777	2:09.009
333	27.844	2:08.590
46	28.050	2:08.992

<b>LAP 4</b>	@ 14:28:37.211	
NO	BEHIND	LAP TIME

48		1:56.597
26	0.139	1:56.440
5	1.144	1:56.152
2	2.079	1:56.504
25	3.481	1:57.030
711	4.656	1:57.237
9	5.215	1:57.442
60	9.309	1:58.464
52	10.502	1:58.018
8	11.338	1:58.773
11	11.743	1:58.770
449	15.027	2:00.094
110	18.808	2:00.322
58	19.094	2:00.248
98	21.114	1:59.669
86	23.319	2:01.623
17	23.539	2:01.372
334	24.157	2:01.837
53	24.543	1:59.723
133	27.423	2:02.631
12	33.197	2:04.573
222	33.254	2:03.924
224	33.870	2:04.172
82	39.078	2:06.042
63	45.082	2:05.682
333	50.972	2:07.529
19	52.399	2:09.129

<b>LAP 6</b>	@ 14:32:28.170	
NO	BEHIND	LAP TIME

26		1:54.780
48	1.282	1:55.455
5	2.099	1:55.489
2	3.954	1:56.041
25	5.266	1:56.124
9	7.217	1:56.486
711	9.162	1:57.610
60	15.465	1:58.521
52	15.529	1:57.663
8	16.622	1:57.687
11	19.939	2:00.544
449	24.286	1:59.963
110	27.130	1:59.669
98	27.664	1:58.424
58	29.814	2:00.804
17	31.354	1:59.471
53	33.995	1:59.633
86	34.628	2:00.813
334	38.087	2:02.691
133	40.243	2:01.720
12	47.849	2:02.823
222	48.286	2:03.003
82	59.855	2:05.733
63	1:09.265	2:07.353
19	1:19.521	2:09.302
46	1:19.598	2:09.088
333	1:21.755	2:06.387

<b>LAP 8</b>	@ 14:36:17.948	
NO	BEHIND	LAP TIME

26		1:55.065
48	3.814	1:56.253
5	4.050	1:55.730
2	6.741	1:56.466
991	1 Lap	2:11.887
9	11.941	1:57.125
711	14.190	1:57.264
25	14.218	1:55.971
60	21.805	1:58.187
52	21.856	1:58.161
8	22.231	1:57.430
11	31.477	2:00.862
449	35.040	2:00.702
98	35.146	1:58.442
110	37.605	1:59.403
58	43.182	2:01.337
53	43.228	1:59.484
17	43.856	2:01.636
86	44.697	1:59.930
334	53.751	2:02.701
133	54.753	2:02.453
12	1:03.733	2:02.444
222	1:04.256	2:02.770

# BMCRC - MRO Championships 2022 - Rnd 3 @ Snetterton 300

## Reactive Parts MRO Powerbikes inc Clubman 1000

### RACE 7 - SECTOR ANALYSIS



SECTOR 1 = FL to I1, SECTOR 2 = I1 to FL, DIFF = Difference To Personal Best Lap, P = Crossed Finish Line in Pit Lane, D = Time Disallowed

P1 26		Josh WAINWRIGHT		Honda CBR1000 - JW MOT Centre		
IDEAL LAP TIME : 1:54.621		BEST LAP TIME : 1:54.713		DIFFERENCE : 0.092		
LAP	SECTOR 1	SECTOR 2	LAP TIME	MPH	DIFF	TIME OF DAY
1 -		39.055	2:03.251	86.71	8.538	14:22:47.703
2 -	1:17.284	38.731	1:56.015	92.12	1.302	14:24:43.718
3 -	1:18.441	38.751	1:57.192	91.20	2.479	14:26:40.910
4 -	1:17.579	38.861	1:56.440	91.79	1.727	14:28:37.350
5 -	1:17.466	38.574	1:56.040	92.10	1.327	14:30:33.390
6 -	<b>1:16.270</b>	38.510	1:54.780 (2)	93.11	0.067	14:32:28.170
7 -	1:16.362	<b>38.351</b>	<b>1:54.713 (1)</b>	<b>93.17</b>		<b>14:34:22.883</b>
8 -	1:16.697	38.368	1:55.065 (3)	92.88	0.352	14:36:17.948

P2 48		Nicky WILSON		Suzuki GSXR 1000 - Demon GP/Haslemere Motorcycles		
IDEAL LAP TIME : 1:55.455		BEST LAP TIME : 1:55.455		DIFFERENCE : 0.000		
LAP	SECTOR 1	SECTOR 2	LAP TIME	MPH	DIFF	TIME OF DAY
1 -		39.314	2:02.374	87.33	6.919	14:22:46.826
2 -	1:17.836	38.855	1:56.691	91.59	1.236	14:24:43.517
3 -	1:18.214	38.883	1:57.097	91.27	1.642	14:26:40.614
4 -	1:17.660	38.937	1:56.597	91.66	1.142	14:28:37.211
5 -	1:17.765	39.021	1:56.786	91.51	1.331	14:30:33.997
6 -	<b>1:16.868</b>	<b>38.587</b>	<b>1:55.455 (1)</b>	<b>92.57</b>		<b>14:32:29.452</b>
7 -	1:17.199	38.858	1:56.057 (2)	92.09	0.602	14:34:25.509
8 -	1:17.452	38.801	1:56.253 (3)	91.93	0.798	14:36:21.762

P3 5		James EDWARDS		Kawasaki ZX10RR - EHT Technologies		
IDEAL LAP TIME : 1:55.489		BEST LAP TIME : 1:55.489		DIFFERENCE : 0.000		
LAP	SECTOR 1	SECTOR 2	LAP TIME	MPH	DIFF	TIME OF DAY
1 -		39.124	2:02.829	87.01	7.340	14:22:47.281
2 -	1:17.881	39.013	1:56.894	91.43	1.405	14:24:44.175
3 -	1:18.277	39.751	1:58.028	90.55	2.539	14:26:42.203
4 -	1:17.139	39.013	1:56.152	92.01	0.663	14:28:38.355
5 -	1:17.340	39.085	1:56.425	91.80	0.936	14:30:34.780
6 -	<b>1:16.908</b>	<b>38.581</b>	<b>1:55.489 (1)</b>	<b>92.54</b>		<b>14:32:30.269</b>
7 -	1:17.265	38.734	1:55.999 (3)	92.13	0.510	14:34:26.268
8 -	1:17.093	38.637	1:55.730 (2)	92.35	0.241	14:36:21.998

P4 2		Peter BAKER		Kawasaki ZX10R - TJ & Peter Baker MC/Dodfrey Eng		
IDEAL LAP TIME : 1:55.554		BEST LAP TIME : 1:56.041		DIFFERENCE : 0.487		
LAP	SECTOR 1	SECTOR 2	LAP TIME	MPH	DIFF	TIME OF DAY
1 -		39.360	2:04.346	85.95	8.305	14:22:48.798
2 -	1:18.059	39.100	1:57.159	91.22	1.118	14:24:45.957
3 -	1:17.670	39.159	1:56.829	91.48	0.788	14:26:42.786
4 -	1:17.462	39.042	1:56.504	91.74	0.463	14:28:39.290
5 -	1:17.649	39.144	1:56.793	91.51	0.752	14:30:36.083
6 -	1:17.455	<b>38.586</b>	<b>1:56.041 (1)</b>	<b>92.10</b>		<b>14:32:32.124</b>
7 -	1:17.278	38.821	1:56.099 (2)	92.06	0.058	14:34:28.223
8 -	1:17.200	39.266	1:56.466 (3)	91.76	0.425	14:36:24.689

P5 9		Luke DIXON		BMW S1000RR -		
IDEAL LAP TIME : 1:56.169		BEST LAP TIME : 1:56.475		DIFFERENCE : 0.306		
LAP	SECTOR 1	SECTOR 2	LAP TIME	MPH	DIFF	TIME OF DAY
1 -		39.818	2:05.814	84.95	9.339	14:22:50.266
2 -	1:17.696	39.687	1:57.383	91.05	0.908	14:24:47.649
3 -	1:18.370	38.965	1:57.335	91.09	0.860	14:26:44.984
4 -	1:18.714	<b>38.728</b>	1:57.442	91.00	0.967	14:28:42.426
5 -	<b>1:17.441</b>	39.034	<b>1:56.475 (1)</b>	<b>91.76</b>		<b>14:30:38.901</b>
6 -	1:17.617	38.869	1:56.486 (2)	91.75	0.011	14:32:35.387
7 -	1:18.215	39.162	1:57.377	91.05	0.902	14:34:32.764
8 -	1:17.900	39.225	1:57.125 (3)	91.25	0.650	14:36:29.889

# BMCRC - MRO Championships 2022 - Rnd 3 @ Snetterton 300

## Reactive Parts MRO Powerbikes inc Clubman 1000

### RACE 7 - SECTOR ANALYSIS



SECTOR 1 = FL to I1, SECTOR 2 = I1 to FL, DIFF = Difference To Personal Best Lap, P = Crossed Finish Line in Pit Lane, D = Time Disallowed

P6 711		Ritchie THORNTON		Kawasaki ZX10R - Team 71		
IDEAL LAP TIME : 1:56.760		BEST LAP TIME : 1:57.237		DIFFERENCE : 0.477		
LAP	SECTOR 1	SECTOR 2	LAP TIME	MPH	DIFF	TIME OF DAY
1 -		39.213	2:04.176	86.07	6.939	14:22:48.628
2 -	1:19.128	39.531	1:58.659	90.07	1.422	14:24:47.287
3 -	1:18.440	<b>38.903</b>	1:57.343 (3)	91.08	0.106	14:26:44.630
4 -	1:18.288	38.949	<b>1:57.237 (1)</b>	<b>91.16</b>		<b>14:28:41.867</b>
5 -	1:18.452	39.403	1:57.855	90.68	0.618	14:30:39.722
6 -	1:18.166	39.444	1:57.610	90.87	0.373	14:32:37.332
7 -	1:18.438	39.104	1:57.542	90.92	0.305	14:34:34.874
8 -	<b>1:17.857</b>	39.407	1:57.264 (2)	91.14	0.027	14:36:32.138

P7 25		Sam SMITH		Yamaha YZF1000 R1 - Exclusiv events		
IDEAL LAP TIME : 1:55.958		BEST LAP TIME : 1:55.971		DIFFERENCE : 0.013		
LAP	SECTOR 1	SECTOR 2	LAP TIME	MPH	DIFF	TIME OF DAY
1 -		39.256	2:04.401	85.91	8.430	14:22:48.853
2 -	1:18.253	39.210	1:57.463	90.99	1.492	14:24:46.316
3 -	1:18.043	39.303	1:57.346	91.08	1.375	14:26:43.662
4 -	1:17.986	39.044	1:57.030	91.32	1.059	14:28:40.692
5 -	1:17.529	39.091	1:56.620 (3)	91.64	0.649	14:30:37.312
6 -	1:17.264	38.860	1:56.124 (2)	92.04	0.153	14:32:33.436
7 -	<b>1:17.117</b>	45.642	2:02.759	87.06	6.788	14:34:36.195
8 -	1:17.130	<b>38.841</b>	<b>1:55.971 (1)</b>	<b>92.16</b>		<b>14:36:32.166</b>

P8 60		Jack YOUNGE		Kawasaki ZX10R - Chase Timber products		
IDEAL LAP TIME : 1:57.905		BEST LAP TIME : 1:57.931		DIFFERENCE : 0.026		
LAP	SECTOR 1	SECTOR 2	LAP TIME	MPH	DIFF	TIME OF DAY
1 -		39.883	2:05.627	85.07	7.696	14:22:50.079
2 -	1:19.163	39.772	1:58.935	89.86	1.004	14:24:49.014
3 -	1:19.199	39.843	1:59.042	89.78	1.111	14:26:48.056
4 -	1:18.729	39.735	1:58.464 (3)	90.22	0.533	14:28:46.520
5 -	1:18.624	39.970	1:58.594	90.12	0.663	14:30:45.114
6 -	1:18.701	39.820	1:58.521	90.17	0.590	14:32:43.635
7 -	<b>1:18.349</b>	39.582	<b>1:57.931 (1)</b>	<b>90.62</b>		<b>14:34:41.566</b>
8 -	1:18.631	<b>39.556</b>	1:58.187 (2)	90.43	0.256	14:36:39.753

P9 8		John BUTLER		Kawasaki ZX10RR - Butler-Hills Ltd		
IDEAL LAP TIME : 1:57.381		BEST LAP TIME : 1:57.430		DIFFERENCE : 0.049		
LAP	SECTOR 1	SECTOR 2	LAP TIME	MPH	DIFF	TIME OF DAY
1 -		40.609	2:06.986	84.16	9.556	14:22:51.438
2 -	1:18.741	40.133	1:58.874	89.91	1.444	14:24:50.312
3 -	1:19.213	40.251	1:59.464	89.46	2.034	14:26:49.776
4 -	1:18.855	39.918	1:58.773	89.98	1.343	14:28:48.549
5 -	1:18.709	39.847	1:58.556	90.15	1.126	14:30:47.105
6 -	1:18.200	39.487	1:57.687 (2)	90.81	0.257	14:32:44.792
7 -	<b>1:17.991</b>	39.966	1:57.957 (3)	90.60	0.527	14:34:42.749
8 -	1:18.040	<b>39.390</b>	<b>1:57.430 (1)</b>	<b>91.01</b>		<b>14:36:40.179</b>

P10 11		Josh HARVEY		Yamaha R1 4C8 - NR Racing		
IDEAL LAP TIME : 1:58.562		BEST LAP TIME : 1:58.611		DIFFERENCE : 0.049		
LAP	SECTOR 1	SECTOR 2	LAP TIME	MPH	DIFF	TIME OF DAY
1 -		40.350	2:07.045	84.12	8.434	14:22:51.497
2 -	1:19.159	40.489	1:59.648	89.32	1.037	14:24:51.145
3 -	1:18.760	40.279	1:59.039 (3)	89.78	0.428	14:26:50.184
4 -	<b>1:18.756</b>	40.014	1:58.770 (2)	89.98	0.159	14:28:48.954
5 -	1:18.805	<b>39.806</b>	<b>1:58.611 (1)</b>	<b>90.11</b>		<b>14:30:47.565</b>
6 -	1:20.277	40.267	2:00.544	88.66	1.933	14:32:48.109
7 -	1:20.225	40.229	2:00.454	88.73	1.843	14:34:48.563
8 -	1:20.361	40.501	2:00.862	88.43	2.251	14:36:49.425

# BMCRC - MRO Championships 2022 - Rnd 3 @ Snetterton 300

## Reactive Parts MRO Powerbikes inc Clubman 1000

### RACE 7 - SECTOR ANALYSIS



SECTOR 1 = FL to I1, SECTOR 2 = I1 to FL, DIFF = Difference To Personal Best Lap, P = Crossed Finish Line in Pit Lane, D = Time Disallowed

P11 449 C		Luke WALLINGTON		Yamaha R1 4C8 - BW Bespoke Developments Ltd		
IDEAL LAP TIME : 1:59.249		BEST LAP TIME : 1:59.583		DIFFERENCE : 0.334		
LAP	SECTOR 1	SECTOR 2	LAP TIME	MPH	DIFF	TIME OF DAY
1 -		40.368	2:08.259	83.33	8.676	14:22:52.711
2 -	<b>1:19.338</b>	40.245	<b>1:59.583 (1)</b>	<b>89.37</b>		<b>14:24:52.294</b>
3 -	1:19.741	40.109	1:59.850 (3)	89.17	0.267	14:26:52.144
4 -	1:19.879	40.215	2:00.094	88.99	0.511	14:28:52.238
5 -	1:20.064	40.191	2:00.255	88.87	0.672	14:30:52.493
6 -	1:19.821	40.142	1:59.963	89.09	0.380	14:32:52.456
7 -	1:19.919	<b>39.911</b>	1:59.830 (2)	89.19	0.247	14:34:52.286
8 -	1:20.717	39.985	2:00.702	88.54	1.119	14:36:52.988

P12 98		Rick DICKINSON		Ducati PANIGALE V4 - MotorcycleRaceParts.co.uk		
IDEAL LAP TIME : 1:58.379		BEST LAP TIME : 1:58.424		DIFFERENCE : 0.045		
LAP	SECTOR 1	SECTOR 2	LAP TIME	MPH	DIFF	TIME OF DAY
1 -		40.598	2:12.472	80.68	14.048	14:22:56.924
2 -	1:20.394	40.117	2:00.511	88.68	2.087	14:24:57.435
3 -	1:20.810	40.411	2:01.221	88.17	2.797	14:26:58.656
4 -	1:19.648	40.021	1:59.669	89.31	1.245	14:28:58.325
5 -	1:19.141	39.944	1:59.085	89.75	0.661	14:30:57.410
6 -	1:19.114	<b>39.310</b>	<b>1:58.424 (1)</b>	<b>90.25</b>		<b>14:32:55.834</b>
7 -	1:19.230	39.588	1:58.818 (3)	89.95	0.394	14:34:54.652
8 -	<b>1:19.069</b>	39.373	1:58.442 (2)	90.23	0.018	14:36:53.094

P13 110 C		Michael CLARKE		Yamaha R1 - BIKEBASE - MX5 PARTS WAREHOUSE		
IDEAL LAP TIME : 1:59.358		BEST LAP TIME : 1:59.403		DIFFERENCE : 0.045		
LAP	SECTOR 1	SECTOR 2	LAP TIME	MPH	DIFF	TIME OF DAY
1 -		41.971	2:11.409	81.33	12.006	14:22:55.861
2 -	1:20.236	39.901	2:00.137	88.96	0.734	14:24:55.998
3 -	1:19.874	39.825	1:59.699	89.29	0.296	14:26:55.697
4 -	1:19.806	40.516	2:00.322	88.82	0.919	14:28:56.019
5 -	1:19.603	40.009	1:59.612 (2)	89.35	0.209	14:30:55.631
6 -	1:19.883	<b>39.786</b>	1:59.669 (3)	89.31	0.266	14:32:55.300
7 -	1:20.703	40.147	2:00.850	88.44	1.447	14:34:56.150
8 -	<b>1:19.572</b>	39.831	<b>1:59.403 (1)</b>	<b>89.51</b>		<b>14:36:55.553</b>

P14 58		Kenny FRETWELL		Yamaha R1 - Seton Tuning		
IDEAL LAP TIME : 2:00.248		BEST LAP TIME : 2:00.248		DIFFERENCE : 0.000		
LAP	SECTOR 1	SECTOR 2	LAP TIME	MPH	DIFF	TIME OF DAY
1 -		40.545	2:09.058	82.81	8.810	14:22:53.510
2 -	1:21.366	40.365	2:01.731	87.80	1.483	14:24:55.241
3 -	1:20.628	40.188	2:00.816 (3)	88.46	0.568	14:26:56.057
4 -	<b>1:20.197</b>	<b>40.051</b>	<b>2:00.248 (1)</b>	<b>88.88</b>		<b>14:28:56.305</b>
5 -	1:20.209	40.666	2:00.875	88.42	0.627	14:30:57.180
6 -	1:20.585	40.219	2:00.804 (2)	88.47	0.556	14:32:57.984
7 -	1:21.298	40.511	2:01.809	87.74	1.561	14:34:59.793
8 -	1:20.827	40.510	2:01.337	88.08	1.089	14:37:01.130

P15 53 C		Seamus McGLYNN		Yamaha R1 -		
IDEAL LAP TIME : 1:58.892		BEST LAP TIME : 1:59.484		DIFFERENCE : 0.592		
LAP	SECTOR 1	SECTOR 2	LAP TIME	MPH	DIFF	TIME OF DAY
1 -		41.273	2:13.771	79.89	14.287	14:22:58.223
2 -	1:20.192	40.882	2:01.074	88.27	1.590	14:24:59.297
3 -	1:22.045	40.689	2:02.734	87.08	3.250	14:27:02.031
4 -	1:19.606	40.117	1:59.723	89.27	0.239	14:29:01.754
5 -	1:20.475	40.303	2:00.778	88.49	1.294	14:31:02.532
6 -	1:19.446	40.187	1:59.633 (3)	89.34	0.149	14:33:02.165
7 -	1:19.645	<b>39.882</b>	1:59.527 (2)	89.41	0.043	14:35:01.692
8 -	<b>1:19.010</b>	40.474	<b>1:59.484 (1)</b>	<b>89.45</b>		<b>14:37:01.176</b>



# BMCRC - MRO Championships 2022 - Rnd 3 @ Snetterton 300

## Reactive Parts MRO Powerbikes inc Clubman 1000

### RACE 7 - SECTOR ANALYSIS



SECTOR 1 = FL to I1, SECTOR 2 = I1 to FL, DIFF = Difference To Personal Best Lap, P = Crossed Finish Line in Pit Lane, D = Time Disallowed

P16 17		Phil BAKER		Ducati -		
IDEAL LAP TIME : 1:59.269		BEST LAP TIME : 1:59.303		DIFFERENCE : 0.034		
LAP	SECTOR 1	SECTOR 2	LAP TIME	MPH	DIFF	TIME OF DAY
1 -		41.209	2:11.831	81.07	12.528	14:22:56.283
2 -	1:20.395	40.351	2:00.746	88.51	1.443	14:24:57.029
3 -	1:21.810	40.539	2:02.349	87.35	3.046	14:26:59.378
4 -	1:20.732	40.640	2:01.372	88.06	2.069	14:29:00.750
5 -	1:19.465	<b>39.838</b>	<b>1:59.303 (1)</b>	<b>89.58</b>		<b>14:31:00.053</b>
6 -	<b>1:19.431</b>	40.040	1:59.471 (2)	89.46	0.168	14:32:59.524
7 -	1:20.315	40.329	2:00.644 (3)	88.59	1.341	14:35:00.168
8 -	1:21.047	40.589	2:01.636	87.86	2.333	14:37:01.804

P17 86 C		Frederico LOPES		Yamaha R1 - FLR Procurement Ltd		
IDEAL LAP TIME : 1:59.654		BEST LAP TIME : 1:59.917		DIFFERENCE : 0.263		
LAP	SECTOR 1	SECTOR 2	LAP TIME	MPH	DIFF	TIME OF DAY
1 -		41.174	2:10.149	82.12	10.232	14:22:54.601
2 -	1:21.293	40.844	2:02.137	87.50	2.220	14:24:56.738
3 -	1:21.048	41.121	2:02.169	87.48	2.252	14:26:58.907
4 -	1:20.898	40.725	2:01.623	87.87	1.706	14:29:00.530
5 -	1:20.748	40.707	2:01.455	88.00	1.538	14:31:01.985
6 -	1:20.672	40.141	2:00.813 (3)	88.46	0.896	14:33:02.798
7 -	<b>1:19.759</b>	40.158	<b>1:59.917 (1)</b>	<b>89.12</b>		<b>14:35:02.715</b>
8 -	1:20.035	<b>39.895</b>	1:59.930 (2)	89.11	0.013	14:37:02.645

P18 334 C		Anthony BRANDISH		Suzuki GSXR 1000 - BW bespoke developments ltd		
IDEAL LAP TIME : 2:01.425		BEST LAP TIME : 2:01.837		DIFFERENCE : 0.412		
LAP	SECTOR 1	SECTOR 2	LAP TIME	MPH	DIFF	TIME OF DAY
1 -		41.012	2:10.592	81.84	8.755	14:22:55.044
2 -	1:21.450	40.696	2:02.146 (2)	87.50	0.309	14:24:57.190
3 -	1:21.311	41.030	2:02.341	87.36	0.504	14:26:59.531
4 -	<b>1:20.979</b>	40.858	<b>2:01.837 (1)</b>	<b>87.72</b>		<b>14:29:01.368</b>
5 -	1:21.752	<b>40.446</b>	2:02.198 (3)	87.46	0.361	14:31:03.566
6 -	1:21.758	40.933	2:02.691	87.11	0.854	14:33:06.257
7 -	1:22.070	40.671	2:02.741	87.07	0.904	14:35:08.998
8 -	1:21.523	41.178	2:02.701	87.10	0.864	14:37:11.699

P19 133		Ben NEEVES		BMW S1000RR -		
IDEAL LAP TIME : 2:01.702		BEST LAP TIME : 2:01.720		DIFFERENCE : 0.018		
LAP	SECTOR 1	SECTOR 2	LAP TIME	MPH	DIFF	TIME OF DAY
1 -		41.199	2:11.372	81.35	9.652	14:22:55.824
2 -	1:22.226	41.149	2:03.375	86.63	1.655	14:24:59.199
3 -	1:21.918	40.886	2:02.804	87.03	1.084	14:27:02.003
4 -	1:21.801	40.830	2:02.631	87.15	0.911	14:29:04.634
5 -	1:21.328	40.731	2:02.059 (3)	87.56	0.339	14:31:06.693
6 -	1:21.048	<b>40.672</b>	<b>2:01.720 (1)</b>	<b>87.80</b>		<b>14:33:08.413</b>
7 -	<b>1:21.030</b>	40.805	2:01.835 (2)	87.72	0.115	14:35:10.248
8 -	1:21.338	41.115	2:02.453	87.28	0.733	14:37:12.701

P20 12		David COMBRINCK		Kawasaki ZX10R -		
IDEAL LAP TIME : 2:02.406		BEST LAP TIME : 2:02.444		DIFFERENCE : 0.038		
LAP	SECTOR 1	SECTOR 2	LAP TIME	MPH	DIFF	TIME OF DAY
1 -		41.662	2:13.972	79.77	11.528	14:22:58.424
2 -	1:21.799	41.167	2:02.966	86.91	0.522	14:25:01.390
3 -	1:22.958	41.487	2:04.445	85.88	2.001	14:27:05.835
4 -	1:22.852	41.721	2:04.573	85.79	2.129	14:29:10.408
5 -	1:21.676	41.112	2:02.788 (2)	87.04	0.344	14:31:13.196
6 -	1:21.860	<b>40.963</b>	2:02.823 (3)	87.02	0.379	14:33:16.019
7 -	1:22.195	41.023	2:03.218	86.74	0.774	14:35:19.237
8 -	<b>1:21.443</b>	41.001	<b>2:02.444 (1)</b>	<b>87.28</b>		<b>14:37:21.681</b>

# BMCRC - MRO Championships 2022 - Rnd 3 @ Snetterton 300

## Reactive Parts MRO Powerbikes inc Clubman 1000

### RACE 7 - SECTOR ANALYSIS



SECTOR 1 = FL to I1, SECTOR 2 = I1 to FL, DIFF = Difference To Personal Best Lap, P = Crossed Finish Line in Pit Lane, D = Time Disallowed

P21 222 C		Phil ROOKE		Kawasaki ZX10R - GW HIGHWAYS & CLEARWAY TRAFFIC S		
IDEAL LAP TIME : 2:02.524		BEST LAP TIME : 2:02.670		DIFFERENCE : 0.146		
LAP	SECTOR 1	SECTOR 2	LAP TIME	MPH	DIFF	TIME OF DAY
1 -		42.320	2:16.183	78.48	13.513	14:23:00.635
2 -	1:21.535	41.701	2:03.236	86.72	0.566	14:25:03.871
3 -	<b>1:21.501</b>	41.169	<b>2:02.670 (1)</b>	<b>87.12</b>		<b>14:27:06.541</b>
4 -	1:22.901	<b>41.023</b>	2:03.924	86.24	1.254	14:29:10.465
5 -	1:21.805	41.183	2:02.988	86.90	0.318	14:31:13.453
6 -	1:21.748	41.255	2:03.003	86.89	0.333	14:33:16.456
7 -	1:21.849	41.129	2:02.978 (3)	86.91	0.308	14:35:19.434
8 -	1:21.512	41.258	2:02.770 (2)	87.05	0.100	14:37:22.204

P22 82		Matt HINNELLS		Yamaha R1 - BD Racing		
IDEAL LAP TIME : 2:05.234		BEST LAP TIME : 2:05.440		DIFFERENCE : 0.206		
LAP	SECTOR 1	SECTOR 2	LAP TIME	MPH	DIFF	TIME OF DAY
1 -		42.284	2:14.041	79.73	8.601	14:22:58.493
2 -	<b>1:23.493</b>	41.947	<b>2:05.440 (1)</b>	<b>85.20</b>		<b>14:25:03.933</b>
3 -	1:24.562	41.752	2:06.314	84.61	0.874	14:27:10.247
4 -	1:24.075	41.967	2:06.042	84.79	0.602	14:29:16.289
5 -	1:24.262	<b>41.741</b>	2:06.003	84.82	0.563	14:31:22.292
6 -	1:23.644	42.089	2:05.733 (2)	85.00	0.293	14:33:28.025
7 -	1:23.661	42.092	2:05.753 (3)	84.99	0.313	14:35:33.778

P23 63		Matt WREN		Suzuki GSXR 1000 -		
IDEAL LAP TIME : 2:04.876		BEST LAP TIME : 2:05.682		DIFFERENCE : 0.806		
LAP	SECTOR 1	SECTOR 2	LAP TIME	MPH	DIFF	TIME OF DAY
1 -		43.834	2:17.926	77.49	12.244	14:23:02.378
2 -	1:24.490	42.305	2:06.795 (2)	84.29	1.113	14:25:09.173
3 -	1:25.200	42.238	2:07.438	83.86	1.756	14:27:16.611
4 -	1:23.919	<b>41.763</b>	<b>2:05.682 (1)</b>	<b>85.04</b>		<b>14:29:22.293</b>
5 -	1:25.275	42.514	2:07.789	83.63	2.107	14:31:30.082
6 -	1:24.708	42.645	2:07.353 (3)	83.92	1.671	14:33:37.435
7 -	1:25.748	42.647	2:08.395	83.24	2.713	14:35:45.830

P24 19 C		Tyler DONOVAN		Kawasaki ZX10R -		
IDEAL LAP TIME : 2:07.904		BEST LAP TIME : 2:08.676		DIFFERENCE : 0.772		
LAP	SECTOR 1	SECTOR 2	LAP TIME	MPH	DIFF	TIME OF DAY
1 -		44.043	2:17.833	77.54	9.157	14:23:02.285
2 -	1:25.203	43.806	2:09.009 (3)	82.84	0.333	14:25:11.294
3 -	1:25.240	43.947	2:09.187	82.73	0.511	14:27:20.481
4 -	1:25.301	43.828	2:09.129	82.77	0.453	14:29:29.610
5 -	1:25.269	<b>43.510</b>	2:08.779 (2)	82.99	0.103	14:31:38.389
6 -	1:25.124	44.178	2:09.302	82.65	0.626	14:33:47.691
7 -	<b>1:24.394</b>	44.282	<b>2:08.676 (1)</b>	<b>83.06</b>		<b>14:35:56.367</b>

P25 46 C		Simon GATES		Yamaha YZF R1 - No Tallentino Racing Team FATI		
IDEAL LAP TIME : 2:08.089		BEST LAP TIME : 2:08.706		DIFFERENCE : 0.617		
LAP	SECTOR 1	SECTOR 2	LAP TIME	MPH	DIFF	TIME OF DAY
1 -		43.342	2:18.123	77.38	9.417	14:23:02.575
2 -	1:25.511	43.481	2:08.992	82.85	0.286	14:25:11.567
3 -	1:25.633	43.691	2:09.324	82.64	0.618	14:27:20.891
4 -	1:25.452	43.366	2:08.818 (2)	82.97	0.112	14:29:29.709
5 -	1:26.113	<b>42.858</b>	2:08.971 (3)	82.87	0.265	14:31:38.680
6 -	1:25.426	43.662	2:09.088	82.79	0.382	14:33:47.768
7 -	1:25.697	43.009	<b>2:08.706 (1)</b>	<b>83.04</b>		<b>14:35:56.474</b>

# BMCRC - MRO Championships 2022 - Rnd 3 @ Snetterton 300

## Reactive Parts MRO Powerbikes inc Clubman 1000

### RACE 7 - SECTOR ANALYSIS



SECTOR 1 = FL to I1, SECTOR 2 = I1 to FL, DIFF = Difference To Personal Best Lap, P = Crossed Finish Line in Pit Lane, D = Time Disallowed

P26 333		Andrew HOUGHTON		Yamaha R1 -		
IDEAL LAP TIME : 2:06.161		BEST LAP TIME : 2:06.387		DIFFERENCE : 0.226		
LAP	SECTOR 1	SECTOR 2	LAP TIME	MPH	DIFF	TIME OF DAY
1 -		43.011	2:18.319	77.27	11.932	14:23:02.771
2 -	1:24.762	43.828	2:08.590	83.11	2.203	14:25:11.361
3 -	1:25.168	44.125	2:09.293	82.66	2.906	14:27:20.654
4 -	1:25.153	42.376	2:07.529 (3)	83.80	1.142	14:29:28.183
5 -	1:32.166	43.189	2:15.355	78.96	8.968	14:31:43.538
6 -	1:24.191	<b>42.196</b>	<b>2:06.387 (1)</b>	<b>84.56</b>		<b>14:33:49.925</b>
7 -	<b>1:23.965</b>	42.977	2:06.942 (2)	84.19	0.555	14:35:56.867

P27 66 C		Stephen HARVEY		Kawasaki ZX10 -		
IDEAL LAP TIME : 2:08.719		BEST LAP TIME : 2:09.157		DIFFERENCE : 0.438		
LAP	SECTOR 1	SECTOR 2	LAP TIME	MPH	DIFF	TIME OF DAY
1 -		43.796	2:21.280	75.65	12.123	14:23:05.732
2 -	1:27.057	43.986	2:11.043	81.56	1.886	14:25:16.775
3 -	1:27.410	43.759	2:11.169	81.48	2.012	14:27:27.944
4 -	1:27.085	43.524	2:10.609 (3)	81.83	1.452	14:29:38.553
5 -	1:27.866	43.774	2:11.640	81.19	2.483	14:31:50.193
6 -	<b>1:25.412</b>	43.745	<b>2:09.157 (1)</b>	<b>82.75</b>		<b>14:33:59.350</b>
7 -	1:26.060	<b>43.307</b>	2:09.367 (2)	82.61	0.210	14:36:08.717

P28 991 C		Andrew BELLIS		Suzuki GSXR 750 - Cunco Ltd		
IDEAL LAP TIME : 2:11.834		BEST LAP TIME : 2:11.887		DIFFERENCE : 0.053		
LAP	SECTOR 1	SECTOR 2	LAP TIME	MPH	DIFF	TIME OF DAY
1 -		44.306	2:22.619	74.94	10.732	14:23:07.071
2 -	1:28.677	46.077	2:14.754	79.31	2.867	14:25:21.825
3 -	1:29.873	45.181	2:15.054	79.13	3.167	14:27:36.879
4 -	1:28.576	44.586	2:13.162 (3)	80.26	1.275	14:29:50.041
5 -	1:29.519	44.593	2:14.112	79.69	2.225	14:32:04.153
6 -	<b>1:27.818</b>	44.087	2:11.905 (2)	81.02	0.018	14:34:16.058
7 -	1:27.871	<b>44.016</b>	<b>2:11.887 (1)</b>	<b>81.03</b>		<b>14:36:27.945</b>

P29 52		Ben COTGROVE		Yamaha R1 - MFR		
IDEAL LAP TIME : 1:57.285		BEST LAP TIME : 1:57.663		DIFFERENCE : 0.378		
LAP	SECTOR 1	SECTOR 2	LAP TIME	MPH	DIFF	TIME OF DAY
1 -		39.371	2:07.130	84.07	9.467	14:22:51.582
2 -	1:18.755	40.124	1:58.879	89.90	1.216	14:24:50.461
3 -	1:19.292	39.942	1:59.234	89.63	1.571	14:26:49.695
4 -	1:18.546	39.472	1:58.018 (3)	90.56	0.355	14:28:47.713
5 -	1:19.020	<b>39.303</b>	1:58.323	90.32	0.660	14:30:46.036
6 -	<b>1:17.982</b>	39.681	<b>1:57.663 (1)</b>	<b>90.83</b>		<b>14:32:43.699</b>
7 -	1:18.388	39.556	1:57.944 (2)	90.61	0.281	14:34:41.643
8 -	1:18.517	39.644	1:58.161	90.45	0.498	14:36:39.804

P30 224 C		Lee HEALEY		Suzuki GSXR 1000R - F-Tech Fire & Electrical Ltd / Ark Joinery		
IDEAL LAP TIME : 2:01.375		BEST LAP TIME : 2:02.028		DIFFERENCE : 0.653		
LAP	SECTOR 1	SECTOR 2	LAP TIME	MPH	DIFF	TIME OF DAY
1 -		43.713	2:17.780	77.57	15.752	14:23:02.232
2 -	<b>1:20.690</b>	41.338	<b>2:02.028 (1)</b>	<b>87.58</b>		<b>14:25:04.260</b>
3 -	1:21.964	<b>40.685</b>	2:02.649 (2)	87.14	0.621	14:27:06.909
4 -	1:23.143	41.029	2:04.172 (3)	86.07	2.144	14:29:11.081

P31 47		Daryl DANCE		Yamaha R1 -		
IDEAL LAP TIME : 2:02.519		BEST LAP TIME : 2:02.666		DIFFERENCE : 0.147		
LAP	SECTOR 1	SECTOR 2	LAP TIME	MPH	DIFF	TIME OF DAY
1 -		<b>40.858</b>	2:08.793	82.98	6.127	14:22:53.245
2 -	<b>1:21.661</b>	41.005	<b>2:02.666 (1)</b>	<b>87.13</b>		<b>14:24:55.911</b>

# BMCRC - MRO Championships 2022 - Rnd 3 @ Snetterton 300

## Reactive Parts MRO Powerbikes inc Clubman 1000

### RACE 7 - BEST SECTORS

SECTOR 1			SECTOR 2			IDEAL / BEST COMPARISON						
POS	NO	NAME	TIME	NO	NAME	TIME	POS	NO	NAME	IDEAL	BEST	DIFF
									<b>PERFECT LAP</b>	<b>1:54.621</b>		
1	26	WAINWRIGHT	1:16.270	26	WAINWRIGHT	38.351	1	26	WAINWRIGHT	1:54.621	1:54.713	0.092
2	48	WILSON	1:16.868	5	EDWARDS	38.581	2	48	WILSON	1:55.455	1:55.455	0.000
3	5	EDWARDS	1:16.908	2	BAKER	38.586	3	5	EDWARDS	1:55.489	1:55.489	0.000
4	2	BAKER	1:16.968	48	WILSON	38.587	4	2	BAKER	1:55.554	1:56.041	0.487
5	25	SMITH	1:17.117	9	DIXON	38.728	5	25	SMITH	1:55.958	1:55.971	0.013
6	9	DIXON	1:17.441	25	SMITH	38.841	6	9	DIXON	1:56.169	1:56.475	0.306
7	711	THORNTON	1:17.857	711	THORNTON	38.903	7	711	THORNTON	1:56.760	1:57.237	0.477
8	52	COTGROVE	1:17.982	52	COTGROVE	39.303	8	52	COTGROVE	1:57.285	1:57.663	0.378
9	8	BUTLER	1:17.991	98	DICKINSON	39.310	9	8	BUTLER	1:57.381	1:57.430	0.049
10	60	YOUNGE	1:18.349	8	BUTLER	39.390	10	60	YOUNGE	1:57.905	1:57.931	0.026
11	11	HARVEY	1:18.756	60	YOUNGE	39.556	11	98	DICKINSON	1:58.379	1:58.424	0.045
12	53	McGLYNN	1:19.010	110	CLARKE	39.786	12	11	HARVEY	1:58.562	1:58.611	0.049
13	98	DICKINSON	1:19.069	11	HARVEY	39.806	13	53	McGLYNN	1:58.892	1:59.484	0.592
14	449	WALLINGTON	1:19.338	17	BAKER	39.838	14	449	WALLINGTON	1:59.249	1:59.583	0.334
15	17	BAKER	1:19.431	53	McGLYNN	39.882	15	17	BAKER	1:59.269	1:59.303	0.034
16	110	CLARKE	1:19.572	86	LOPES	39.895	16	110	CLARKE	1:59.358	1:59.403	0.045
17	86	LOPES	1:19.759	449	WALLINGTON	39.911	17	86	LOPES	1:59.654	1:59.917	0.263
18	58	FRETWELL	1:20.197	58	FRETWELL	40.051	18	58	FRETWELL	2:00.248	2:00.248	0.000
19	224	HEALEY	1:20.690	334	BRANDISH	40.446	19	224	HEALEY	2:01.375	2:02.028	0.653
20	334	BRANDISH	1:20.979	133	NEEVES	40.672	20	334	BRANDISH	2:01.425	2:01.837	0.412
21	133	NEEVES	1:21.030	224	HEALEY	40.685	21	133	NEEVES	2:01.702	2:01.720	0.018
22	12	COMBRINCK	1:21.443	47	DANCE	40.858	22	12	COMBRINCK	2:02.406	2:02.444	0.038
23	222	ROOKE	1:21.501	12	COMBRINCK	40.963	23	47	DANCE	2:02.519	2:02.666	0.147
24	47	DANCE	1:21.661	222	ROOKE	41.023	24	222	ROOKE	2:02.524	2:02.670	0.146
25	63	WREN	1:23.113	82	HINNELLS	41.741	25	63	WREN	2:04.876	2:05.682	0.806
26	82	HINNELLS	1:23.493	63	WREN	41.763	26	82	HINNELLS	2:05.234	2:05.440	0.206
27	333	HOUGHTON	1:23.965	333	HOUGHTON	42.196	27	333	HOUGHTON	2:06.161	2:06.387	0.226
28	19	DONOVAN	1:24.394	46	GATES	42.858	28	19	DONOVAN	2:07.904	2:08.676	0.772
29	46	GATES	1:25.231	66	HARVEY	43.307	29	46	GATES	2:08.089	2:08.706	0.617
30	66	HARVEY	1:25.412	19	DONOVAN	43.510	30	66	HARVEY	2:08.719	2:09.157	0.438
31	991	BELLIS	1:27.818	991	BELLIS	44.016	31	991	BELLIS	2:11.834	2:11.887	0.053

# BMCRC - MRO Championships 2022 - Rnd 3 @ Snetterton 300

Reactive Parts MRO Powerbikes inc Clubman 1000

## RACE 7 - STATISTICS

**Competitors Started** 31  
**Planned Start** 2022-05-07 @ 14:20:00.000  
**Actual Start** 2022-05-07 @ 14:20:44.451  
**Finish Time**  
**Track Length** 2.9689mi.  
**Total Laps** 231  
**Total Distance Covered** 685.8185mi.

### Session Fastest Lap History

NO	CL	NAME	LAP TIME	TIME OF DAY	LAP	VEHICLE
48		Nicky WILSON	1:56.691	14:24:43.522	2	Suzuki GSXR 1000
26		Josh WAINWRIGHT	1:56.015	14:24:43.738	2	Honda CBR1000
26		Josh WAINWRIGHT	1:54.780	14:32:28.190	6	Honda CBR1000
26		Josh WAINWRIGHT	1:54.713	14:34:22.902	7	Honda CBR1000

### Session Leader History

NO	CL	NAME	FROM LAP	LAPS LED	DISTANCE	VEHICLE
48		Nicky WILSON	1	4	11.87 miles	Suzuki GSXR 1000
26		Josh WAINWRIGHT	5	4	11.87 miles	Honda CBR1000

### Flag History

TYPE	TIME OF DAY
GREEN	14:20:44.451
RED	14:37:32.118

### Flag Statistics

TYPE	COUNT	TOTAL LAPS	TOTAL TIME
Green	1	8	16:47.667
Red	1	0	3:40.983
Safety Car	0	0	0.000
FCY	0	0	0.000

# BMCRC - MRO Championships 2022 - Rnd 3 @ Snetterton 300

Reactive Parts MRO Powerbikes inc Clubman 1000

## RACE 7 - STATISTICS

CLASS :

20 Starters

### Fastest Lap History

NO	NAME	LAP TIME	TIME OF DAY	LAP	VEHICLE
48	Nicky WILSON	1:56.691	14:24:43.522	2	Suzuki GSXR 1000
26	Josh WAINWRIGHT	1:56.015	14:24:43.738	2	Honda CBR1000
26	Josh WAINWRIGHT	1:54.780	14:32:28.190	6	Honda CBR1000
26	Josh WAINWRIGHT	1:54.713	14:34:22.902	7	Honda CBR1000

### Leader History

NO	NAME	FROM LAP	LAPS LED	DISTANCE	VEHICLE
48	Nicky WILSON	1	4	11.87 miles	Suzuki GSXR 1000
26	Josh WAINWRIGHT	5	4	11.87 miles	Honda CBR1000

# BMCRC - MRO Championships 2022 - Rnd 3 @ Snetterton 300

Reactive Parts MRO Powerbikes inc Clubman 1000

## RACE 7 - STATISTICS

CLASS : C

11 Starters

### Fastest Lap History

NO	NAME	LAP TIME	TIME OF DAY	LAP	VEHICLE
449	Luke WALLINGTON	1:59.583	14:24:52.296	2	Yamaha R1 4C8
53	Seamus McGLYNN	1:59.527	14:35:01.708	7	Yamaha R1
110	Michael CLARKE	1:59.403	14:36:55.570	8	Yamaha R1

### Leader History

NO	NAME	FROM LAP	LAPS LED	DISTANCE	VEHICLE
449	Luke WALLINGTON	1	8	23.75 miles	Yamaha R1 4C8

# BMCRC - MRO Championships 2022 - Rnd 3 @ Snetterton 300



## Reactive Parts MRO Powerbikes inc Clubman 1000

### RACE 7 - GRID (8 Laps)

ROW 11	33		32	16 James BUCHANAN	31	991 Andrew BELLIS	2:11.887
ROW 10	30	66 Stephen HARVEY	29	46 Simon GATES	28	19 Tyler DONOVAN	2:09.157 2:08.706 2:08.676
ROW 9	27	333 Andrew HOUGHTON	26	63 Matt WREN	25	82 Matt HINNELLS	2:06.387 2:05.682 2:05.440
ROW 8	24	222 Phil ROOKE	23	47 Daryl DANCE	22	12 David COMBRINCK	2:02.670 2:02.666 2:02.444
ROW 7	21	224 Lee HEALEY	20	334 Anthony BRANDISH	19	133 Ben NEEVES	2:02.028 2:01.837 2:01.720
ROW 6	18	58 Kenny FRETWELL	17	86 Frederico LOPES	16	449 Luke WALLINGTON	2:00.248 1:59.917 1:59.583
ROW 5	15	53 Seamus McGLYNN	14	110 Michael CLARKE	13	17 Phil BAKER	1:59.484 1:59.403 1:59.303
ROW 4	12	11 Josh HARVEY	11	98 Rick DICKINSON	10	60 Jack YOUNGE	1:58.611 1:58.424 1:57.931
ROW 3	9	52 Ben COTGROVE	8	8 John BUTLER	7	711 Ritchie THORNTON	1:57.663 1:57.430 1:57.237
ROW 2	6	9 Luke DIXON	5	2 Peter BAKER	4	25 Sam SMITH	1:56.475 1:56.041 1:55.971
ROW 1	3	5 James EDWARDS	2	48 Nicky WILSON	1	26 Josh WAINWRIGHT	1:55.489 1:55.455 1:54.713

**Pole**

Snetterton 300: 2.9689 miles

These results are provisional until the conclusion of any judicial and technical matters.

Clerk Of Course :	Stewards :	Timekeeper : Craig Smith
-------------------	------------	--------------------------

Results can be found at [www.tsl-timing.com](http://www.tsl-timing.com)

Printed - 14:44 Saturday, 07 May 2022





# BMCRC - MRO Championships 2022 - Rnd 3 @ Snetterton 300

## Reactive Parts MRO Powerbikes inc Clubman 1000



### RACE 7 - CLASSIFICATION

POS	NO	CL	PIC NAME	ENTRY	LAPS	TIME	GAP	DIFF	MPH	BEST	ON
1	26		1 Josh WAINWRIGHT	Honda CBR1000 - JW MOT Centre	8	15:24.200			92.51	1:54.288	3
2	2		2 Peter BAKER	Kawasaki ZX10R - TJ & Peter Baker MC/Dodfrey En	8	15:34.287	10.087	10.087	91.51	1:55.375	2
3	5		3 James EDWARDS	Kawasaki ZX10RR - EHT Technologies	8	15:34.456	10.256	0.169	91.50	1:54.913	7
4	9		4 Luke DIXON	BMW S1000RR -	8	15:34.629	10.429	0.173	91.48	1:55.411	3
5	25		5 Sam SMITH	Yamaha YZF1000 R1 - Exclusiv events	8	15:35.544	11.344	0.915	91.39	1:54.844	6
6	711		6 Ritchie THORNTON	Kawasaki ZX10R - Team 71	8	15:41.242	17.042	5.698	90.84	1:55.752	5
7	60		7 Jack YOUNGE	Kawasaki ZX10R - Chase Timber products	8	15:49.350	25.150	8.108	90.06	1:56.860	2
8	8		8 John BUTLER	Kawasaki ZX10RR - Butler-Hills Ltd	8	15:49.483	25.283	0.133	90.05	1:57.000	4
9	98		9 Rick DICKINSON	Ducati PANIGALE V4 - MotorcycleRaceParts.co.uk	8	15:55.104	30.904	5.621	89.52	1:57.343	6
10	17		10 Phil BAKER	Ducati -	8	15:56.488	32.288	1.384	89.39	1:58.522	4
11	53	C	1 Seamus McGLYNN	Yamaha R1 -	8	15:58.105	33.905	1.617	89.24	1:57.201	7
12	11		11 Josh HARVEY	Yamaha R1 4C8 - NR Racing	8	15:58.821	34.621	0.716	89.17	1:58.213	2
13	110	C	2 Michael CLARKE	Yamaha R1 - BIKEBASE - MX5 PARTS WAREHOU:	8	15:59.670	35.470	0.849	89.09	1:58.334	6
14	86	C	3 Frederico LOPES	Yamaha R1 - FLR Procurement Ltd	8	16:14.057	49.857	14.387	87.78	1:59.679	2
15	334	C	4 Anthony BRANDISH	Suzuki GSXR 1000 - BW bespoke developments ltd	8	16:16.322	52.122	2.265	87.57	2:00.612	3
16	449	C	5 Luke WALLINGTON	Yamaha R1 4C8 - BW Bespoke Developments Ltd	8	16:16.606	52.406	0.284	87.55	2:00.360	2
17	222	C	6 Phil ROOKE	Kawasaki ZX10R - GW HIGHWAYS & CLEARWAY	8	16:22.259	58.059	5.653	87.04	2:00.652	7
18	12		12 David COMBRINCK	Kawasaki ZX10R -	8	16:22.924	58.724	0.665	86.99	2:00.834	3
19	333		13 Andrew HOUGHTON	Yamaha R1 -	8	16:54.607	1:30.407	31.683	84.27	2:04.859	8
20	175	C	7 Arlindo PESTANA	BMW S1000RR - Pep's racing	8	16:59.385	1:35.185	4.778	83.87	2:04.628	6
21	46	C	8 Simon GATES	Yamaha YZF R1 - No Tallentino Racing Team FATI	8	17:01.925	1:37.725	2.540	83.67	2:06.011	4
22	19	C	9 Tyler DONOVAN	Kawasaki ZX10R -	8	17:04.354	1:40.154	2.429	83.47	2:06.166	4
23	66	C	10 Stephen HARVEY	Kawasaki ZX10 -	8	17:30.174	2:05.974	25.820	81.41	2:09.305	3
24	991	C	11 Andrew BELLIS	Suzuki GSXR 750 - Cunco Ltd	7	15:31.230	1 Lap	1 Lap	80.34	2:10.532	6

#### NOT CLASSIFIED

DNF	47		Daryl DANCE	Yamaha R1 -	3	6:15.862	5 Laps	4 Laps	85.30	2:02.095	3
DNF	58		Kenny FRETWELL	Yamaha R1 - Seton Tuning	2	4:06.596	6 Laps	1 Lap	86.68	1:59.177	2

#### FASTEST LAP

	26		Josh WAINWRIGHT	Honda CBR1000 - JW MOT Centre	3	1:54.288			93.51 mph	150.50 kph	
	53	C	Seamus McGLYNN	Yamaha R1 -	7	1:57.201			91.19 mph	146.76 kph	

Class - 92.5% of Race Speed = 85.57 mph  
 Class C - 92.5% of Race Speed = 82.54 mph

Weather / Track : Bright / Dry

These results are provisional until the conclusion of any judicial and technical matters.

Race Distance: 8 Laps / 23.75 miles

Snetterton 300: 2.9689 miles

Date: 08/05/2022 Start: 11:46 Finish: 12:01

Clerk Of Course :	Stewards :	Timekeeper : Craig Smith
-------------------	------------	--------------------------

Results can be found at [www.tsl-timing.com](http://www.tsl-timing.com)

Printed - 12:07 Sunday, 08 May 2022



# BMCRC - MRO Championships 2022 - Rnd 3 @ Snetterton 300

## Reactive Parts MRO Powerbikes inc Clubman 1000

### RACE 7 - LAP CHART

LAP 1 @ 11:48:31.586		
NO	BEHIND	LAP TIME
26		1:59.294
5	2.164	2:01.458
2	3.478	2:02.772
9	3.788	2:03.082
711	4.179	2:03.473
25	4.615	2:03.909
11	4.631	2:03.925
8	5.017	2:04.311
17	5.889	2:05.183
60	6.394	2:05.688
110	7.781	2:07.075
98	7.895	2:07.189
58	8.125	2:07.419
86	9.356	2:08.650
334	9.716	2:09.010
53	10.293	2:09.587
449	11.851	2:11.145
47	11.928	2:11.222
12	12.040	2:11.334
222	12.321	2:11.615
333	14.755	2:14.049
46	15.631	2:14.925
19	17.211	2:16.505
175	17.674	2:16.968
66	19.820	2:19.114
991	20.392	2:19.686

LAP 2 @ 11:50:25.912		
NO	BEHIND	LAP TIME
26		1:54.326
5	3.690	1:55.852
2	4.527	1:55.375
9	5.146	1:55.684
25	7.714	1:57.425
711	8.223	1:58.370
11	8.518	1:58.213
8	8.674	1:57.983
60	8.928	1:56.860
17	10.406	1:58.843
98	12.001	1:58.432
110	12.768	1:59.313
58	12.976	1:59.177
86	14.709	1:59.679
53	15.498	1:59.531
334	16.403	2:01.013
449	17.885	2:00.360
12	19.373	2:01.659
222	19.642	2:01.647
47	20.147	2:02.545
333	27.567	2:07.138
46	28.313	2:07.008
19	30.258	2:07.373
175	30.699	2:07.351
66	34.847	2:09.353
991	38.340	2:12.274

LAP 3 @ 11:52:20.200		
NO	BEHIND	LAP TIME
26		1:54.288
5	5.703	1:56.301
2	6.033	1:55.794
9	6.269	1:55.411

LAP 4 @ 11:54:14.978		
NO	BEHIND	LAP TIME
26		1:54.778
5	7.121	1:56.196
2	7.303	1:56.048
9	7.766	1:56.275
25	11.286	1:56.345
711	12.783	1:56.844
8	13.923	1:57.000
60	14.967	1:57.594
11	16.507	1:58.791
17	18.713	1:58.522
98	20.845	1:58.570
110	21.501	1:58.628
53	23.810	1:58.744
86	25.569	1:59.880
334	29.006	2:01.057
449	30.152	2:00.527
222	33.096	2:01.380
12	33.350	2:02.209
333	51.033	2:06.160
46	52.383	2:06.011
19	54.230	2:06.166
175	54.639	2:06.257
66	1:04.635	2:09.549
991	1:14.831	2:13.056

LAP 5 @ 11:56:10.847		
NO	BEHIND	LAP TIME
26		1:55.869
2	7.801	1:56.367
9	8.166	1:56.269
5	9.577	1:58.325
25	11.041	1:55.624
711	12.666	1:55.752
8	15.783	1:57.729
60	16.361	1:57.263
11	20.137	1:59.499
17	21.808	1:58.964
98	23.048	1:58.072
110	24.920	1:59.288
53	26.589	1:58.648
86	30.971	2:01.271

LAP 6 @ 11:58:05.560		
NO	BEHIND	LAP TIME
26		1:54.713
2	9.184	1:56.096
9	9.347	1:55.894
5	10.665	1:55.801
25	11.172	1:54.844
711	14.194	1:56.241
8	18.967	1:57.897
60	19.214	1:57.566
11	25.241	1:59.817
98	25.678	1:57.343
17	25.766	1:58.671
110	28.541	1:58.334
53	29.919	1:58.043
86	36.921	2:00.663
334	41.130	2:01.750
449	41.718	2:01.231
222	45.659	2:01.334
12	47.137	2:01.974
333	1:11.311	2:05.646
46	1:15.212	2:06.750
175	1:15.669	2:04.628
19	1:17.311	2:06.768
66	1:33.352	2:09.730
991	1:45.874	2:10.532

LAP 7 @ 12:00:00.842		
NO	BEHIND	LAP TIME
26		1:55.282
2	9.994	1:56.092
9	10.026	1:55.961
5	10.296	1:54.913
25	11.059	1:55.169
711	15.275	1:56.363
8	22.118	1:58.433
60	22.303	1:58.371
98	28.323	1:57.927
17	29.232	1:58.748
11	30.162	2:00.203
53	31.838	1:57.201
110	32.746	1:59.487
86	42.619	2:00.980
334	47.028	2:01.180
449	47.290	2:00.854
222	51.029	2:00.652
12	52.889	2:01.034
333	1:21.198	2:05.169
175	1:25.333	2:04.946
46	1:27.037	2:07.107
19	1:28.888	2:06.859
66	1:50.586	2:12.516

LAP 8 @ 12:01:56.492		
NO	BEHIND	LAP TIME
26		1:55.650
991	1 Lap	2:12.088
2	10.087	1:55.743
5	10.256	1:55.610
9	10.429	1:56.053
25	11.344	1:55.935
711	17.042	1:57.417
60	25.150	1:58.497
8	25.283	1:58.815
98	30.904	1:58.231
17	32.288	1:58.706
53	33.905	1:57.717
11	34.621	2:00.109
110	35.470	1:58.374
86	49.857	2:02.888
334	52.122	2:00.744
449	52.406	2:00.766
222	58.059	2:02.680
12	58.724	2:01.485
333	1:30.407	2:04.859
175	1:35.185	2:05.502
46	1:37.725	2:06.338
19	1:40.154	2:06.916
66	2:05.974	2:11.038

Weather / Track : Bright / Dry

Snetterton 300: 2.9689 miles  
Date: 08/05/2022 Start: 11:46 Finish: 12:01

Results can be found at [www.tsl-timing.com](http://www.tsl-timing.com)

Printed - 12:07 Sunday, 08 May 2022

# BMCRC - MRO Championships 2022 - Rnd 3 @ Snetterton 300

## Reactive Parts MRO Powerbikes inc Clubman 1000

### RACE 7 - SECTOR ANALYSIS



SECTOR 1 = FL to I1, SECTOR 2 = I1 to FL, DIFF = Difference To Personal Best Lap, P = Crossed Finish Line in Pit Lane, D = Time Disallowed

P1 26		Josh WAINWRIGHT		Honda CBR1000 - JW MOT Centre			
IDEAL LAP TIME : 1:54.133		BEST LAP TIME : 1:54.288		DIFFERENCE : 0.155			
LAP	SECTOR 1	SECTOR 2	LAP TIME	MPH	DIFF	TIME OF DAY	
1 -		<b>38.077</b>	1:59.294	89.59	5.006	11:48:31.586	
2 -	<b>1:16.056</b>	38.270	1:54.326 (2)	93.48	0.038	11:50:25.912	
3 -	1:16.066	38.222	<b>1:54.288 (1)</b>	<b>93.51</b>		<b>11:52:20.200</b>	
4 -	1:16.477	38.301	1:54.778	93.11	0.490	11:54:14.978	
5 -	1:17.272	38.597	1:55.869	92.24	1.581	11:56:10.847	
6 -	1:16.408	38.305	1:54.713 (3)	93.17	0.425	11:58:05.560	
7 -	1:16.863	38.419	1:55.282	92.71	0.994	12:00:00.842	
8 -	1:16.768	38.882	1:55.650	92.41	1.362	12:01:56.492	

P2 2		Peter BAKER		Kawasaki ZX10R - TJ & Peter Baker MC/Dodfrey Eng			
IDEAL LAP TIME : 1:55.354		BEST LAP TIME : 1:55.375		DIFFERENCE : 0.021			
LAP	SECTOR 1	SECTOR 2	LAP TIME	MPH	DIFF	TIME OF DAY	
1 -		38.881	2:02.772	87.05	7.397	11:48:35.064	
2 -	1:16.978	<b>38.397</b>	<b>1:55.375 (1)</b>	<b>92.63</b>		<b>11:50:30.439</b>	
3 -	1:17.033	38.761	1:55.794 (3)	92.30	0.419	11:52:26.233	
4 -	1:17.198	38.850	1:56.048	92.10	0.673	11:54:22.281	
5 -	1:17.136	39.231	1:56.367	91.84	0.992	11:56:18.648	
6 -	<b>1:16.957</b>	39.139	1:56.096	92.06	0.721	11:58:14.744	
7 -	1:17.088	39.004	1:56.092	92.06	0.717	12:00:10.836	
8 -	1:16.965	38.778	1:55.743 (2)	92.34	0.368	12:02:06.579	

P3 5		James EDWARDS		Kawasaki ZX10RR - EHT Technologies			
IDEAL LAP TIME : 1:54.913		BEST LAP TIME : 1:54.913		DIFFERENCE : 0.000			
LAP	SECTOR 1	SECTOR 2	LAP TIME	MPH	DIFF	TIME OF DAY	
1 -		38.982	2:01.458	87.99	6.545	11:48:33.750	
2 -	1:16.708	39.144	1:55.852	92.25	0.939	11:50:29.602	
3 -	1:17.294	39.007	1:56.301	91.90	1.388	11:52:25.903	
4 -	1:17.166	39.030	1:56.196	91.98	1.283	11:54:22.099	
5 -	1:17.334	40.991	1:58.325	90.32	3.412	11:56:20.424	
6 -	1:17.130	38.671	1:55.801 (3)	92.29	0.888	11:58:16.225	
7 -	<b>1:16.257</b>	<b>38.656</b>	<b>1:54.913 (1)</b>	<b>93.01</b>		<b>12:00:11.138</b>	
8 -	1:16.835	38.775	1:55.610 (2)	92.44	0.697	12:02:06.748	

P4 9		Luke DIXON		BMW S1000RR -			
IDEAL LAP TIME : 1:55.388		BEST LAP TIME : 1:55.411		DIFFERENCE : 0.023			
LAP	SECTOR 1	SECTOR 2	LAP TIME	MPH	DIFF	TIME OF DAY	
1 -		39.121	2:03.082	86.83	7.671	11:48:35.374	
2 -	1:17.079	<b>38.605</b>	1:55.684 (2)	92.39	0.273	11:50:31.058	
3 -	<b>1:16.783</b>	38.628	<b>1:55.411 (1)</b>	<b>92.60</b>		<b>11:52:26.469</b>	
4 -	1:17.168	39.107	1:56.275	91.92	0.864	11:54:22.744	
5 -	1:16.860	39.409	1:56.269	91.92	0.858	11:56:19.013	
6 -	1:17.009	38.885	1:55.894 (3)	92.22	0.483	11:58:14.907	
7 -	1:17.165	38.796	1:55.961	92.16	0.550	12:00:10.868	
8 -	1:17.159	38.894	1:56.053	92.09	0.642	12:02:06.921	

P5 25		Sam SMITH		Yamaha YZF1000 R1 - Exclusiv events			
IDEAL LAP TIME : 1:54.600		BEST LAP TIME : 1:54.844		DIFFERENCE : 0.244			
LAP	SECTOR 1	SECTOR 2	LAP TIME	MPH	DIFF	TIME OF DAY	
1 -		39.281	2:03.909	86.25	9.065	11:48:36.201	
2 -	1:17.963	39.462	1:57.425	91.02	2.581	11:50:33.626	
3 -	1:17.512	38.781	1:56.293	91.90	1.449	11:52:29.919	
4 -	1:17.260	39.085	1:56.345	91.86	1.501	11:54:26.264	
5 -	1:16.892	38.732	1:55.624 (3)	92.43	0.780	11:56:21.888	
6 -	1:16.433	<b>38.411</b>	<b>1:54.844 (1)</b>	<b>93.06</b>		<b>11:58:16.732</b>	
7 -	<b>1:16.189</b>	38.980	1:55.169 (2)	92.80	0.325	12:00:11.901	
8 -	1:16.928	39.007	1:55.935	92.19	1.091	12:02:07.836	

# BMCRC - MRO Championships 2022 - Rnd 3 @ Snetterton 300

## Reactive Parts MRO Powerbikes inc Clubman 1000

### RACE 7 - SECTOR ANALYSIS



SECTOR 1 = FL to I1, SECTOR 2 = I1 to FL, DIFF = Difference To Personal Best Lap, P = Crossed Finish Line in Pit Lane, D = Time Disallowed

P6 711		Ritchie THORNTON		Kawasaki ZX10R - Team 71		
IDEAL LAP TIME : 1:55.675		BEST LAP TIME : 1:55.752		DIFFERENCE : 0.077		
LAP	SECTOR 1	SECTOR 2	LAP TIME	MPH	DIFF	TIME OF DAY
1 -		39.399	2:03.473	86.56	7.721	11:48:35.765
2 -	1:18.419	39.951	1:58.370	90.29	2.618	11:50:34.135
3 -	1:17.886	38.896	1:56.782	91.52	1.030	11:52:30.917
4 -	1:17.834	39.010	1:56.844	91.47	1.092	11:54:27.761
5 -	<b>1:17.081</b>	38.671	<b>1:55.752 (1)</b>	<b>92.33</b>		<b>11:56:23.513</b>
6 -	1:17.647	<b>38.594</b>	1:56.241 (2)	91.94	0.489	11:58:19.754
7 -	1:17.525	38.838	1:56.363 (3)	91.85	0.611	12:00:16.117
8 -	1:17.796	39.621	1:57.417	91.02	1.665	12:02:13.534

P7 60		Jack YOUNGE		Kawasaki ZX10R - Chase Timber products		
IDEAL LAP TIME : 1:56.754		BEST LAP TIME : 1:56.860		DIFFERENCE : 0.106		
LAP	SECTOR 1	SECTOR 2	LAP TIME	MPH	DIFF	TIME OF DAY
1 -		39.668	2:05.688	85.03	8.828	11:48:37.980
2 -	<b>1:17.485</b>	39.375	<b>1:56.860 (1)</b>	<b>91.46</b>		<b>11:50:34.840</b>
3 -	1:18.147	39.364	1:57.511 (3)	90.95	0.651	11:52:32.351
4 -	1:18.137	39.457	1:57.594	90.88	0.734	11:54:29.945
5 -	1:17.994	<b>39.269</b>	1:57.263 (2)	91.14	0.403	11:56:27.208
6 -	1:18.058	39.508	1:57.566	90.91	0.706	11:58:24.774
7 -	1:18.245	40.126	1:58.371	90.29	1.511	12:00:23.145
8 -	1:18.541	39.956	1:58.497	90.19	1.637	12:02:21.642

P8 8		John BUTLER		Kawasaki ZX10RR - Butler-Hills Ltd		
IDEAL LAP TIME : 1:56.894		BEST LAP TIME : 1:57.000		DIFFERENCE : 0.106		
LAP	SECTOR 1	SECTOR 2	LAP TIME	MPH	DIFF	TIME OF DAY
1 -		<b>39.245</b>	2:04.311	85.97	7.311	11:48:36.603
2 -	1:18.192	39.791	1:57.983	90.59	0.983	11:50:34.586
3 -	1:18.012	39.303	1:57.315 (2)	91.10	0.315	11:52:31.901
4 -	<b>1:17.649</b>	39.351	<b>1:57.000 (1)</b>	<b>91.35</b>		<b>11:54:28.901</b>
5 -	1:18.254	39.475	1:57.729 (3)	90.78	0.729	11:56:26.630
6 -	1:18.281	39.616	1:57.897	90.65	0.897	11:58:24.527
7 -	1:18.378	40.055	1:58.433	90.24	1.433	12:00:22.960
8 -	1:18.982	39.833	1:58.815	89.95	1.815	12:02:21.775

P9 98		Rick DICKINSON		Ducati PANIGALE V4 - MotorcycleRaceParts.co.uk		
IDEAL LAP TIME : 1:57.343		BEST LAP TIME : 1:57.343		DIFFERENCE : 0.000		
LAP	SECTOR 1	SECTOR 2	LAP TIME	MPH	DIFF	TIME OF DAY
1 -		40.532	2:07.189	84.03	9.846	11:48:39.481
2 -	1:18.918	39.514	1:58.432	90.24	1.089	11:50:37.913
3 -	1:19.440	39.900	1:59.340	89.55	1.997	11:52:37.253
4 -	1:19.116	39.454	1:58.570	90.14	1.227	11:54:35.823
5 -	1:19.103	38.969	1:58.072 (3)	90.52	0.729	11:56:33.895
6 -	<b>1:18.417</b>	<b>38.926</b>	<b>1:57.343 (1)</b>	<b>91.08</b>		<b>11:58:31.238</b>
7 -	1:18.534	39.393	1:57.927 (2)	90.63	0.584	12:00:29.165
8 -	1:18.612	39.619	1:58.231	90.39	0.888	12:02:27.396

P10 17		Phil BAKER		Ducati -		
IDEAL LAP TIME : 1:58.203		BEST LAP TIME : 1:58.522		DIFFERENCE : 0.319		
LAP	SECTOR 1	SECTOR 2	LAP TIME	MPH	DIFF	TIME OF DAY
1 -		<b>39.360</b>	2:05.183	85.37	6.661	11:48:37.475
2 -	1:19.200	39.643	1:58.843	89.93	0.321	11:50:36.318
3 -	1:19.194	39.657	1:58.851	89.92	0.329	11:52:35.169
4 -	1:19.086	39.436	<b>1:58.522 (1)</b>	<b>90.17</b>		<b>11:54:33.691</b>
5 -	1:19.496	39.468	1:58.964	89.84	0.442	11:56:32.655
6 -	<b>1:18.843</b>	39.828	1:58.671 (2)	90.06	0.149	11:58:31.326
7 -	1:19.261	39.487	1:58.748	90.00	0.226	12:00:30.074
8 -	1:19.227	39.479	1:58.706 (3)	90.03	0.184	12:02:28.780

# BMCRC - MRO Championships 2022 - Rnd 3 @ Snetterton 300

## Reactive Parts MRO Powerbikes inc Clubman 1000

### RACE 7 - SECTOR ANALYSIS



SECTOR 1 = FL to I1, SECTOR 2 = I1 to FL, DIFF = Difference To Personal Best Lap, P = Crossed Finish Line in Pit Lane, D = Time Disallowed

P11 53 C		Seamus McGLYNN		Yamaha R1 -		
IDEAL LAP TIME : 1:57.201		BEST LAP TIME : 1:57.201		DIFFERENCE : 0.000		
LAP	SECTOR 1	SECTOR 2	LAP TIME	MPH	DIFF	TIME OF DAY
1 -		39.770	2:09.587	82.47	12.386	11:48:41.879
2 -	1:19.786	39.745	1:59.531	89.41	2.330	11:50:41.410
3 -	1:19.030	39.604	1:58.634	90.09	1.433	11:52:40.044
4 -	1:18.610	40.134	1:58.744	90.00	1.543	11:54:38.788
5 -	1:18.838	39.810	1:58.648	90.08	1.447	11:56:37.436
6 -	1:18.703	39.340	1:58.043 (3)	90.54	0.842	11:58:35.479
7 -	<b>1:18.184</b>	<b>39.017</b>	<b>1:57.201 (1)</b>	<b>91.19</b>		<b>12:00:32.680</b>
8 -	1:18.282	39.435	1:57.717 (2)	90.79	0.516	12:02:30.397

P12 11		Josh HARVEY		Yamaha R1 4C8 - NR Racing		
IDEAL LAP TIME : 1:57.632		BEST LAP TIME : 1:58.213		DIFFERENCE : 0.581		
LAP	SECTOR 1	SECTOR 2	LAP TIME	MPH	DIFF	TIME OF DAY
1 -		39.557	2:03.925	86.24	5.712	11:48:36.217
2 -	<b>1:18.275</b>	39.938	<b>1:58.213 (1)</b>	<b>90.41</b>		<b>11:50:34.430</b>
3 -	1:18.907	<b>39.357</b>	1:58.264 (2)	90.37	0.051	11:52:32.694
4 -	1:19.163	39.628	1:58.791 (3)	89.97	0.578	11:54:31.485
5 -	1:19.531	39.968	1:59.499	89.44	1.286	11:56:30.984
6 -	1:19.856	39.961	1:59.817	89.20	1.604	11:58:30.801
7 -	1:20.032	40.171	2:00.203	88.91	1.990	12:00:31.004
8 -	1:20.119	39.990	2:00.109	88.98	1.896	12:02:31.113

P13 110 C		Michael CLARKE		Yamaha R1 - BIKEBASE - MX5 PARTS WAREHOUSE		
IDEAL LAP TIME : 1:58.288		BEST LAP TIME : 1:58.334		DIFFERENCE : 0.046		
LAP	SECTOR 1	SECTOR 2	LAP TIME	MPH	DIFF	TIME OF DAY
1 -		40.114	2:07.075	84.10	8.741	11:48:39.367
2 -	1:19.539	39.774	1:59.313	89.58	0.979	11:50:38.680
3 -	1:19.046	40.125	1:59.171	89.68	0.837	11:52:37.851
4 -	1:19.054	<b>39.574</b>	1:58.628 (3)	90.09	0.294	11:54:36.479
5 -	1:19.557	39.731	1:59.288	89.59	0.954	11:56:35.767
6 -	<b>1:18.714</b>	39.620	<b>1:58.334 (1)</b>	<b>90.32</b>		<b>11:58:34.101</b>
7 -	1:19.706	39.781	1:59.487	89.44	1.153	12:00:33.588
8 -	1:18.751	39.623	1:58.374 (2)	90.29	0.040	12:02:31.962

P14 86 C		Frederico LOPES		Yamaha R1 - FLR Procurement Ltd		
IDEAL LAP TIME : 1:59.609		BEST LAP TIME : 1:59.679		DIFFERENCE : 0.070		
LAP	SECTOR 1	SECTOR 2	LAP TIME	MPH	DIFF	TIME OF DAY
1 -		40.209	2:08.650	83.07	8.971	11:48:40.942
2 -	1:19.675	<b>40.004</b>	<b>1:59.679 (1)</b>	<b>89.30</b>		<b>11:50:40.621</b>
3 -	1:20.026	40.020	2:00.046 (3)	89.03	0.367	11:52:40.667
4 -	<b>1:19.605</b>	40.275	1:59.880 (2)	89.15	0.201	11:54:40.547
5 -	1:20.418	40.853	2:01.271	88.13	1.592	11:56:41.818
6 -	1:20.251	40.412	2:00.663	88.57	0.984	11:58:42.481
7 -	1:20.492	40.488	2:00.980	88.34	1.301	12:00:43.461
8 -	1:21.615	41.273	2:02.888	86.97	3.209	12:02:46.349

P15 334 C		Anthony BRANDISH		Suzuki GSXR 1000 - BW bespoke developments ltd		
IDEAL LAP TIME : 2:00.142		BEST LAP TIME : 2:00.612		DIFFERENCE : 0.470		
LAP	SECTOR 1	SECTOR 2	LAP TIME	MPH	DIFF	TIME OF DAY
1 -		40.048	2:09.010	82.84	8.398	11:48:41.302
2 -	<b>1:20.371</b>	40.642	2:01.013	88.32	0.401	11:50:42.315
3 -	1:20.409	40.203	<b>2:00.612 (1)</b>	<b>88.61</b>		<b>11:52:42.927</b>
4 -	1:20.718	40.339	2:01.057	88.28	0.445	11:54:43.984
5 -	1:20.683	40.273	2:00.956 (3)	88.36	0.344	11:56:44.940
6 -	1:21.552	40.198	2:01.750	87.78	1.138	11:58:46.690
7 -	1:21.087	40.093	2:01.180	88.20	0.568	12:00:47.870
8 -	1:20.973	<b>39.771</b>	2:00.744 (2)	88.51	0.132	12:02:48.614

# BMCRC - MRO Championships 2022 - Rnd 3 @ Snetterton 300

## Reactive Parts MRO Powerbikes inc Clubman 1000

### RACE 7 - SECTOR ANALYSIS



SECTOR 1 = FL to I1, SECTOR 2 = I1 to FL, DIFF = Difference To Personal Best Lap, P = Crossed Finish Line in Pit Lane, D = Time Disallowed

P16 449 C		Luke WALLINGTON		Yamaha R1 4C8 - BW Bespoke Developments Ltd			
IDEAL LAP TIME : 1:59.968		BEST LAP TIME : 2:00.360		DIFFERENCE : 0.392			
LAP	SECTOR 1	SECTOR 2	LAP TIME	MPH	DIFF	TIME OF DAY	
1 -		41.124	2:11.145	81.49	10.785	11:48:43.437	
2 -	<b>1:20.155</b>	40.205	<b>2:00.360 (1)</b>	<b>88.80</b>		<b>11:50:43.797</b>	
3 -	1:20.582	40.224	2:00.806	88.47	0.446	11:52:44.603	
4 -	1:20.323	40.204	2:00.527 (2)	88.67	0.167	11:54:45.130	
5 -	1:20.638	40.279	2:00.917	88.39	0.557	11:56:46.047	
6 -	1:20.632	40.599	2:01.231	88.16	0.871	11:58:47.278	
7 -	1:20.522	40.332	2:00.854	88.43	0.494	12:00:48.132	
8 -	1:20.953	<b>39.813</b>	2:00.766 (3)	88.50	0.406	12:02:48.898	

P17 222 C		Phil ROOKE		Kawasaki ZX10R - GW HIGHWAYS & CLEARWAY TRAFFIC S			
IDEAL LAP TIME : 2:00.652		BEST LAP TIME : 2:00.652		DIFFERENCE : 0.000			
LAP	SECTOR 1	SECTOR 2	LAP TIME	MPH	DIFF	TIME OF DAY	
1 -		41.219	2:11.615	81.20	10.963	11:48:43.907	
2 -	1:20.640	41.007	2:01.647	87.86	0.995	11:50:45.554	
3 -	1:20.319	40.821	2:01.140 (2)	88.22	0.488	11:52:46.694	
4 -	1:20.561	40.819	2:01.380	88.05	0.728	11:54:48.074	
5 -	1:21.250	40.561	2:01.811	87.74	1.159	11:56:49.885	
6 -	1:20.653	40.681	2:01.334 (3)	88.08	0.682	11:58:51.219	
7 -	<b>1:20.198</b>	<b>40.454</b>	<b>2:00.652 (1)</b>	<b>88.58</b>		<b>12:00:51.871</b>	
8 -	1:21.278	41.402	2:02.680	87.12	2.028	12:02:54.551	

P18 12		David COMBRINCK		Kawasaki ZX10R -			
IDEAL LAP TIME : 2:00.644		BEST LAP TIME : 2:00.834		DIFFERENCE : 0.190			
LAP	SECTOR 1	SECTOR 2	LAP TIME	MPH	DIFF	TIME OF DAY	
1 -		41.031	2:11.334	81.38	10.500	11:48:43.626	
2 -	1:20.854	40.805	2:01.659	87.85	0.825	11:50:45.285	
3 -	<b>1:20.236</b>	40.598	<b>2:00.834 (1)</b>	<b>88.45</b>		<b>11:52:46.119</b>	
4 -	1:21.143	41.066	2:02.209	87.45	1.375	11:54:48.328	
5 -	1:21.625	40.770	2:02.395	87.32	1.561	11:56:50.723	
6 -	1:20.692	41.282	2:01.974	87.62	1.140	11:58:52.697	
7 -	1:20.477	40.557	2:01.034 (2)	88.30	0.200	12:00:53.731	
8 -	1:21.077	<b>40.408</b>	2:01.485 (3)	87.97	0.651	12:02:55.216	

P19 333		Andrew HOUGHTON		Yamaha R1 -			
IDEAL LAP TIME : 2:04.773		BEST LAP TIME : 2:04.859		DIFFERENCE : 0.086			
LAP	SECTOR 1	SECTOR 2	LAP TIME	MPH	DIFF	TIME OF DAY	
1 -		42.421	2:14.049	79.73	9.190	11:48:46.341	
2 -	1:24.621	42.517	2:07.138	84.06	2.279	11:50:53.479	
3 -	1:24.181	42.191	2:06.372	84.57	1.513	11:52:59.851	
4 -	1:24.020	42.140	2:06.160	84.71	1.301	11:55:06.011	
5 -	1:23.507	41.707	2:05.214 (3)	85.35	0.355	11:57:11.225	
6 -	1:23.818	41.828	2:05.646	85.06	0.787	11:59:16.871	
7 -	1:23.469	<b>41.700</b>	2:05.169 (2)	85.38	0.310	12:01:22.040	
8 -	<b>1:23.073</b>	41.786	<b>2:04.859 (1)</b>	<b>85.60</b>		<b>12:03:26.899</b>	

P20 175 C		Arlindo PESTANA		BMW S1000RR - Pep's racing			
IDEAL LAP TIME : 2:04.446		BEST LAP TIME : 2:04.628		DIFFERENCE : 0.182			
LAP	SECTOR 1	SECTOR 2	LAP TIME	MPH	DIFF	TIME OF DAY	
1 -		42.390	2:16.968	78.03	12.340	11:48:49.260	
2 -	1:23.920	43.431	2:07.351	83.92	2.723	11:50:56.611	
3 -	1:23.547	43.202	2:06.749	84.32	2.121	11:53:03.360	
4 -	1:23.293	42.964	2:06.257	84.65	1.629	11:55:09.617	
5 -	1:24.066	42.918	2:06.984	84.16	2.356	11:57:16.601	
6 -	<b>1:22.741</b>	41.887	<b>2:04.628 (1)</b>	<b>85.75</b>		<b>11:59:21.229</b>	
7 -	1:23.241	<b>41.705</b>	2:04.946 (2)	85.54	0.318	12:01:26.175	
8 -	1:23.754	41.748	2:05.502 (3)	85.16	0.874	12:03:31.677	

# BMCRC - MRO Championships 2022 - Rnd 3 @ Snetterton 300

## Reactive Parts MRO Powerbikes inc Clubman 1000

### RACE 7 - SECTOR ANALYSIS



SECTOR 1 = FL to I1, SECTOR 2 = I1 to FL, DIFF = Difference To Personal Best Lap, P = Crossed Finish Line in Pit Lane, D = Time Disallowed

P21 46 C		Simon GATES		Yamaha YZF R1 - No Tallentino Racing Team FATI			
IDEAL LAP TIME : 2:05.874		BEST LAP TIME : 2:06.011		DIFFERENCE : 0.137			
LAP	SECTOR 1	SECTOR 2	LAP TIME	MPH	DIFF	TIME OF DAY	
1 -		42.211	2:14.925	79.21	8.914	11:48:47.217	
2 -	1:24.820	42.188	2:07.008	84.15	0.997	11:50:54.225	
3 -	1:24.480	42.645	2:07.125	84.07	1.114	11:53:01.350	
4 -	<b>1:23.721</b>	42.290	<b>2:06.011 (1)</b>	<b>84.81</b>		<b>11:55:07.361</b>	
5 -	1:24.187	42.474	2:06.661 (3)	84.38	0.650	11:57:14.022	
6 -	1:24.445	42.305	2:06.750	84.32	0.739	11:59:20.772	
7 -	1:24.954	<b>42.153</b>	2:07.107	84.08	1.096	12:01:27.879	
8 -	1:23.983	42.355	2:06.338 (2)	84.59	0.327	12:03:34.217	

P22 19 C		Tyler DONOVAN		Kawasaki ZX10R -			
IDEAL LAP TIME : 2:05.814		BEST LAP TIME : 2:06.166		DIFFERENCE : 0.352			
LAP	SECTOR 1	SECTOR 2	LAP TIME	MPH	DIFF	TIME OF DAY	
1 -		<b>42.514</b>	2:16.505	78.29	10.339	11:48:48.797	
2 -	1:24.049	43.324	2:07.373	83.91	1.207	11:50:56.170	
3 -	1:23.800	43.072	2:06.872	84.24	0.706	11:53:03.042	
4 -	1:23.500	42.666	<b>2:06.166 (1)</b>	<b>84.71</b>		<b>11:55:09.208</b>	
5 -	1:23.996	42.899	2:06.895	84.22	0.729	11:57:16.103	
6 -	1:23.861	42.907	2:06.768 (2)	84.31	0.602	11:59:22.871	
7 -	1:23.830	43.029	2:06.859 (3)	84.25	0.693	12:01:29.730	
8 -	<b>1:23.300</b>	43.616	2:06.916	84.21	0.750	12:03:36.646	

P23 66 C		Stephen HARVEY		Kawasaki ZX10 -			
IDEAL LAP TIME : 2:08.973		BEST LAP TIME : 2:09.305		DIFFERENCE : 0.332			
LAP	SECTOR 1	SECTOR 2	LAP TIME	MPH	DIFF	TIME OF DAY	
1 -		43.887	2:19.114	76.82	9.809	11:48:51.406	
2 -	1:25.790	43.563	2:09.353 (2)	82.62	0.048	11:51:00.759	
3 -	1:25.936	43.369	<b>2:09.305 (1)</b>	<b>82.65</b>		<b>11:53:10.064</b>	
4 -	1:26.283	<b>43.266</b>	2:09.549 (3)	82.50	0.244	11:55:19.613	
5 -	1:25.810	43.759	2:09.569	82.48	0.264	11:57:29.182	
6 -	<b>1:25.707</b>	44.023	2:09.730	82.38	0.425	11:59:38.912	
7 -	1:28.677	43.839	2:12.516	80.65	3.211	12:01:51.428	
8 -	1:27.112	43.926	2:11.038	81.56	1.733	12:04:02.466	

P24 991 C		Andrew BELLIS		Suzuki GSXR 750 - Cunco Ltd			
IDEAL LAP TIME : 2:10.532		BEST LAP TIME : 2:10.532		DIFFERENCE : 0.000			
LAP	SECTOR 1	SECTOR 2	LAP TIME	MPH	DIFF	TIME OF DAY	
1 -		44.891	2:19.686	76.51	9.154	11:48:51.978	
2 -	1:26.998	45.276	2:12.274	80.80	1.742	11:51:04.252	
3 -	1:27.564	44.937	2:12.501	80.66	1.969	11:53:16.753	
4 -	1:27.792	45.264	2:13.056	80.32	2.524	11:55:29.809	
5 -	1:26.688	44.405	2:11.093 (2)	81.53	0.561	11:57:40.902	
6 -	<b>1:26.225</b>	<b>44.307</b>	<b>2:10.532 (1)</b>	<b>81.88</b>		<b>11:59:51.434</b>	
7 -	1:27.023	45.065	2:12.088 (3)	80.91	1.556	12:02:03.522	

P25 47		Daryl DANCE		Yamaha R1 -			
IDEAL LAP TIME : 2:02.019		BEST LAP TIME : 2:02.095		DIFFERENCE : 0.076			
LAP	SECTOR 1	SECTOR 2	LAP TIME	MPH	DIFF	TIME OF DAY	
1 -		<b>40.821</b>	2:11.222	81.44	9.127	11:48:43.514	
2 -	1:21.377	41.168	2:02.545 (2)	87.21	0.450	11:50:46.059	
3 -	<b>1:21.198</b>	40.897	<b>2:02.095 (1)</b>	<b>87.53</b>		<b>11:52:48.154</b>	

P26 58		Kenny FRETWELL		Yamaha R1 - Seton Tuning			
IDEAL LAP TIME : 1:59.064		BEST LAP TIME : 1:59.177		DIFFERENCE : 0.113			
LAP	SECTOR 1	SECTOR 2	LAP TIME	MPH	DIFF	TIME OF DAY	
1 -		<b>39.709</b>	2:07.419	83.88	8.242	11:48:39.711	
2 -	<b>1:19.355</b>	39.822	<b>1:59.177 (1)</b>	<b>89.68</b>		<b>11:50:38.888</b>	

# BMCRC - MRO Championships 2022 - Rnd 3 @ Snetterton 300

## Reactive Parts MRO Powerbikes inc Clubman 1000

### RACE 7 - BEST SECTORS

SECTOR 1			SECTOR 2			IDEAL / BEST COMPARISON						
POS	NO	NAME	TIME	NO	NAME	TIME	POS	NO	NAME	IDEAL	BEST	DIFF
									<b>PERFECT LAP</b>	<b>1:54.133</b>		
1	26	WAINWRIGHT	1:16.056	26	WAINWRIGHT	38.077	1	26	WAINWRIGHT	1:54.133	1:54.288	0.155
2	25	SMITH	1:16.189	2	BAKER	38.397	2	25	SMITH	1:54.600	1:54.844	0.244
3	5	EDWARDS	1:16.257	25	SMITH	38.411	3	5	EDWARDS	1:54.913	1:54.913	0.000
4	9	DIXON	1:16.783	711	THORNTON	38.594	4	2	BAKER	1:55.354	1:55.375	0.021
5	2	BAKER	1:16.957	9	DIXON	38.605	5	9	DIXON	1:55.388	1:55.411	0.023
6	711	THORNTON	1:17.081	5	EDWARDS	38.656	6	711	THORNTON	1:55.675	1:55.752	0.077
7	60	YOUNGE	1:17.485	98	DICKINSON	38.926	7	60	YOUNGE	1:56.754	1:56.860	0.106
8	8	BUTLER	1:17.649	53	McGLYNN	39.017	8	8	BUTLER	1:56.894	1:57.000	0.106
9	53	McGLYNN	1:18.184	8	BUTLER	39.245	9	53	McGLYNN	1:57.201	1:57.201	0.000
10	11	HARVEY	1:18.275	60	YOUNGE	39.269	10	98	DICKINSON	1:57.343	1:57.343	0.000
11	98	DICKINSON	1:18.417	11	HARVEY	39.357	11	11	HARVEY	1:57.632	1:58.213	0.581
12	110	CLARKE	1:18.714	17	BAKER	39.360	12	17	BAKER	1:58.203	1:58.522	0.319
13	17	BAKER	1:18.843	110	CLARKE	39.574	13	110	CLARKE	1:58.288	1:58.334	0.046
14	58	FRETWELL	1:19.355	58	FRETWELL	39.709	14	58	FRETWELL	1:59.064	1:59.177	0.113
15	86	LOPES	1:19.605	334	BRANDISH	39.771	15	86	LOPES	1:59.609	1:59.679	0.070
16	449	WALLINGTON	1:20.155	449	WALLINGTON	39.813	16	449	WALLINGTON	1:59.968	2:00.360	0.392
17	222	ROOKE	1:20.198	86	LOPES	40.004	17	334	BRANDISH	2:00.142	2:00.612	0.470
18	12	COMBRINCK	1:20.236	12	COMBRINCK	40.408	18	12	COMBRINCK	2:00.644	2:00.834	0.190
19	334	BRANDISH	1:20.371	222	ROOKE	40.454	19	222	ROOKE	2:00.652	2:00.652	0.000
20	47	DANCE	1:21.198	47	DANCE	40.821	20	47	DANCE	2:02.019	2:02.095	0.076
21	175	PESTANA	1:22.741	333	HOUGHTON	41.700	21	175	PESTANA	2:04.446	2:04.628	0.182
22	333	HOUGHTON	1:23.073	175	PESTANA	41.705	22	333	HOUGHTON	2:04.773	2:04.859	0.086
23	19	DONOVAN	1:23.300	46	GATES	42.153	23	19	DONOVAN	2:05.814	2:06.166	0.352
24	46	GATES	1:23.721	19	DONOVAN	42.514	24	46	GATES	2:05.874	2:06.011	0.137
25	66	HARVEY	1:25.707	66	HARVEY	43.266	25	66	HARVEY	2:08.973	2:09.305	0.332
26	991	BELLIS	1:26.225	991	BELLIS	44.307	26	991	BELLIS	2:10.532	2:10.532	0.000



# BMCRC - MRO Championships 2022 - Rnd 3 @ Snetterton 300

Reactive Parts MRO Powerbikes inc Clubman 1000

## RACE 7 - STATISTICS

**Competitors Started** 26  
**Planned Start** 2022-05-08 @ 11:50:00.000  
**Actual Start** 2022-05-08 @ 11:46:32.291  
**Finish Time** 2022-05-08 @ 12:01:56.491  
**Track Length** 2.9689mi.  
**Total Laps** 196  
**Total Distance Covered** 581.9066mi.

### Session Fastest Lap History

NO	CL	NAME	LAP TIME	TIME OF DAY	LAP	VEHICLE
26		Josh WAINWRIGHT	<b>1:54.326</b>	11:50:25.932	2	Honda CBR1000
26		Josh WAINWRIGHT	<b>1:54.288</b>	11:52:20.219	3	Honda CBR1000

### Session Leader History

NO	CL	NAME	FROM LAP	LAPS LED	DISTANCE	VEHICLE
26		Josh WAINWRIGHT	1	8	23.75 miles	Honda CBR1000

### Flag History

TYPE	TIME OF DAY
GREEN	11:46:32.291
FINISH	12:01:56.491

### Flag Statistics

TYPE	COUNT	TOTAL LAPS	TOTAL TIME
Green	1	8	17:34.110
Red	0	0	0.000
Safety Car	0	0	0.000
FCY	0	0	0.000

# BMCRC - MRO Championships 2022 - Rnd 3 @ Snetterton 300

Reactive Parts MRO Powerbikes inc Clubman 1000

## RACE 7 - STATISTICS

**CLASS :**

15 Starters

### Fastest Lap History

NO	NAME	LAP TIME	TIME OF DAY	LAP	VEHICLE
26	Josh WAINWRIGHT	1:54.326	11:50:25.932	2	Honda CBR1000
26	Josh WAINWRIGHT	1:54.288	11:52:20.219	3	Honda CBR1000

### Leader History

NO	NAME	FROM LAP	LAPS LED	DISTANCE	VEHICLE
26	Josh WAINWRIGHT	1	8	23.75 miles	Honda CBR1000

# BMCRC - MRO Championships 2022 - Rnd 3 @ Snetterton 300

Reactive Parts MRO Powerbikes inc Clubman 1000

## RACE 7 - STATISTICS

CLASS : C

11 Starters

### Fastest Lap History

NO	NAME	LAP TIME	TIME OF DAY	LAP	VEHICLE
110	Michael CLARKE	1:59.313	11:50:38.697	2	Yamaha R1
110	Michael CLARKE	1:59.171	11:52:37.869	3	Yamaha R1
53	Seamus McGLYNN	1:58.634	11:52:40.059	3	Yamaha R1
110	Michael CLARKE	1:58.628	11:54:36.496	4	Yamaha R1
110	Michael CLARKE	1:58.334	11:58:34.118	6	Yamaha R1
53	Seamus McGLYNN	1:58.043	11:58:35.494	6	Yamaha R1
53	Seamus McGLYNN	1:57.201	12:00:32.695	7	Yamaha R1

### Leader History

NO	NAME	FROM LAP	LAPS LED	DISTANCE	VEHICLE
110	Michael CLARKE	1	6	17.81 miles	Yamaha R1
53	Seamus McGLYNN	7	2	5.93 miles	Yamaha R1

# BMCRC - MRO Championships 2022 - Rnd 3 @ Snetterton 300



## Reactive Parts MRO Powerbikes inc Clubman 1000

### RACE 17 - GRID (8 Laps)

ROW 11	33	63	Riccardo BIGUZZI	32	16	James BUCHANAN	31	82	Matt HINNELLS
ROW 10	30	224	Lee HEALEY	29	133	Ben NEEVES	28	52	Ben COTGROVE
ROW 9	27	48	Nicky WILSON	26	991	Andrew BELLIS	25	66	Stephen HARVEY
ROW 8	24	19	Tyler DONOVAN	23	46	Simon GATES	22	333	Andrew HOUGHTON
ROW 7	21	175	Arlindo PESTANA	20	47	Daryl DANCE	19	12	David COMBRINCK
ROW 6	18	222	Phil ROOKE	17	334	Anthony BRANDISH	16	449	Luke WALLINGTON
ROW 5	15	86	Frederico LOPES	14	58	Kenny FRETWELL	13	17	Phil BAKER
ROW 4	12	110	Michael CLARKE	11	11	Josh HARVEY	10	98	Rick DICKINSON
ROW 3	9	53	Seamus McGLYNN	8	8	John BUTLER	7	60	Jack YOUNGE
ROW 2	6	711	Ritchie THORNTON	5	9	Luke DIXON	4	2	Peter BAKER
ROW 1	3	5	James EDWARDS	2	25	Sam SMITH	1	26	Josh WAINWRIGHT
<b>Pole</b>									

Snetterton 300: 2.9689 miles

These results are provisional until the conclusion of any judicial and technical matters.

Clerk Of Course :	Stewards :	Timekeeper : Craig Smith
-------------------	------------	--------------------------

Results can be found at [www.tsl-timing.com](http://www.tsl-timing.com)

Printed - 12:08 Sunday, 08 May 2022



# BMCRC - MRO Championships 2022 - Rnd 3 @ Snetterton 300

## Reactive Parts MRO Powerbikes inc Clubman 1000

### RACE 17 - CLASSIFICATION - AMENDED



POS	NO	CL	PIC NAME	ENTRY	LAPS	TIME	GAP	DIFF	MPH	BEST	ON
1	26		1 Josh WAINWRIGHT	Honda CBR1000 - JW MOT Centre	5	9:38.838			92.32	1:54.137	2
2	2		2 Peter BAKER	Kawasaki ZX10R - TJ & Peter Baker MC/Dodfrey Er	5	9:46.697	7.859	7.859	91.08	1:55.781	5
3	25		3 Sam SMITH	Yamaha YZF1000 R1 - Exclusiv events	5	9:47.203	8.365	0.506	91.00	1:55.559	5
4	5		4 James EDWARDS	Kawasaki ZX10RR - EHT Technologies	5	9:47.875	9.037	0.672	90.90	1:55.799	2
5	9		5 Luke DIXON	BMW S1000RR -	5	9:48.137	9.299	0.262	90.86	1:56.024	3
6	711		6 Ritchie THORNTON	Kawasaki ZX10R - Team 71	5	9:52.841	14.003	4.704	90.14	1:57.068	4
7	98		7 Rick DICKINSON	Ducati PANIGALE V4 - MotorcycleRaceParts.co.uk	5	9:54.243	15.405	1.402	89.93	1:56.287	5
8	8		8 John BUTLER	Kawasaki ZX10RR - Butler-Hills Ltd	5	9:54.259	15.421	0.016	89.92	1:57.005	2
9	60		9 Jack YOUNGE	Kawasaki ZX10R - Chase Timber products	5	9:57.489	18.651	3.230	89.44	1:57.767	3
10	11		10 Josh HARVEY	Yamaha R1 4C8 - NR Racing	5	10:00.540	21.702	3.051	88.98	1:58.162	4
11	110	C	1 Michael CLARKE	Yamaha R1 - BIKEBASE - MX5 PARTS WAREHOL	5	10:02.861	24.023	2.321	88.64	1:58.439	3
12	17		11 Phil BAKER	Ducati -	5	10:03.295	24.457	0.434	88.58	1:58.490	5
13	449	C	2 Luke WALLINGTON	Yamaha R1 4C8 - BW Bespoke Developments Ltd	5	10:04.816	25.978	1.521	88.35	1:59.040	2
14	58		12 Kenny FRETWELL	Yamaha R1 - Seton Tuning	5	10:05.190	26.352	0.374	88.30	1:58.648	4
15	334	C	3 Anthony BRANDISH	Suzuki GSXR 1000 - BW bespoke developments ltd	5	10:12.256	33.418	7.066	87.28	2:00.329	5
16	222	C	4 Phil ROOKE	Kawasaki ZX10R - GW HIGHWAYS & CLEARWAY	5	10:15.583	36.745	3.327	86.81	2:00.742	4
17	86	C	5 Frederico LOPES	Yamaha R1 - FLR Procurement Ltd	5	10:15.825	36.987	0.242	86.77	2:01.026	4
18	12		13 David COMBRINCK	Kawasaki ZX10R -	5	10:18.226	39.388	2.401	86.44	2:01.203	4
19	175	C	6 Arlindo PESTANA	BMW S1000RR - Pep's racing	5	10:33.312	54.474	15.086	84.38	2:03.460	4
20	46	C	7 Simon GATES	Yamaha YZF R1 - No Tallentino Racing Team FATI	5	10:43.426	1:04.588	10.114	83.05	2:06.842	3
21	19	C	8 Tyler DONOVAN	Kawasaki ZX10R -	5	10:44.157	1:05.319	0.731	82.96	2:06.808	3
22	66	C	9 Stephen HARVEY	Kawasaki ZX10 -	5	11:02.881	1:24.043	18.724	80.61	2:10.284	4
23	991	C	10 Andrew BELLIS	Suzuki GSXR 750 - Cunco Ltd	4	9:06.972	1 Lap	1 Lap	78.16	2:14.391	4

#### NOT CLASSIFIED

DNF	53	C	Seamus McGLYNN	Yamaha R1 -	5	9:56.688	17.850	0.000	89.56	1:56.785	5
DNF	47*		Daryl DANCE	Yamaha R1 -	4	8:23.182	1 Lap	1 Lap	84.96	2:01.271	2

#### FASTEST LAP

26			Josh WAINWRIGHT	Honda CBR1000 - JW MOT Centre	2	1:54.137			93.64 mph	150.70 kph
53	C		Seamus McGLYNN	Yamaha R1 -	5	1:56.785			91.51 mph	147.28 kph

\* No. 47 - 10 second penalty - jump start  
 Class - 92.5% of Race Speed = 85.39 mph  
 Class C - 92.5% of Race Speed = 81.99 mph

Red Flag (end of session): 16:22

Race Distance: 5 Laps / 14.84 miles

Snetterton 300: 2.9689 miles

Date: 08/05/2022 Start: 16:11 Finish: 00:00

Weather / Track : Bright / Dry

These results are provisional until the conclusion of any judicial and technical matters.

Clerk Of Course :	Stewards :	Timekeeper : Craig Smith
-------------------	------------	--------------------------

Results can be found at [www.tsl-timing.com](http://www.tsl-timing.com)

Printed - 17:41 Sunday, 08 May 2022



# BMCRC - MRO Championships 2022 - Rnd 3 @ Snetterton 300

## Reactive Parts MRO Powerbikes inc Clubman 1000

### RACE 17 - LAP CHART

LAP 1 @ 16:13:30.026		
NO	BEHIND	LAP TIME

26		2:00.198
5	1.695	2:01.893
9	2.269	2:02.467
25	2.280	2:02.478
2	2.755	2:02.953
711	3.214	2:03.412
8	4.318	2:04.516
60	4.945	2:05.143
98	5.962	2:06.160
11	5.978	2:06.176
53	6.307	2:06.505
17	6.369	2:06.567
110	7.051	2:07.249
449	7.407	2:07.605
334	8.161	2:08.359
47	8.186	2:08.384
58	8.279	2:08.477
86	9.729	2:09.927
12	10.013	2:10.211
222	10.256	2:10.454
19	14.391	2:14.589
46	14.526	2:14.724
175	15.019	2:15.217
66	18.760	2:18.958
991	23.017	2:23.215

LAP 2 @ 16:15:24.163		
NO	BEHIND	LAP TIME

26		1:54.137
5	3.357	1:55.799
2	4.426	1:55.808
25	4.913	1:56.770
9	5.397	1:57.265
711	6.814	1:57.737
8	7.186	1:57.005
60	8.878	1:58.070
98	9.859	1:58.034
53	10.374	1:58.204
11	11.023	1:59.182
17	11.732	1:59.500
449	12.310	1:59.040
110	12.689	1:59.775
58	14.316	2:00.174
334	14.803	2:00.779
47	15.320	2:01.271
86	17.226	2:01.634
222	18.259	2:02.140
12	19.449	2:03.573
175	27.516	2:06.634
19	27.831	2:07.577
46	27.923	2:07.534
66	35.599	2:10.976
991	43.733	2:14.853

LAP 3 @ 16:17:18.840		
NO	BEHIND	LAP TIME

26		1:54.677
5	5.321	1:56.641
2	5.539	1:55.790
25	6.107	1:55.871
9	6.744	1:56.024
711	9.572	1:57.435

8	9.958	1:57.449	334	33.418	2:00.329
98	11.941	1:56.759	222	36.745	2:01.128
60	11.968	1:57.767	86	36.987	2:01.506
53	13.155	1:57.458	12	39.388	2:01.435
11	14.767	1:58.421	175	54.474	2:03.590
17	15.956	1:58.901	46	1:04.588	2:07.204
110	16.451	1:58.439	19	1:05.319	2:08.023
449	16.821	1:59.188	66	1:24.043	2:10.617
58	18.661	1:59.022			
47	22.302	2:01.659			
334	22.420	2:02.294			
86	24.281	2:01.732			
222	24.701	2:01.119			
12	26.576	2:01.804			
175	37.250	2:04.411			
19	39.962	2:06.808			
46	40.088	2:06.842			
66	52.968	2:12.046			
991	1:03.569	2:14.513			

LAP 4 @ 16:19:13.726		
NO	BEHIND	LAP TIME

26		1:54.886
2	7.018	1:56.365
5	7.091	1:56.656
25	7.746	1:56.525
9	8.142	1:56.284
711	11.754	1:57.068
8	12.566	1:57.494
98	14.058	1:57.003
60	15.259	1:58.177
53	16.005	1:57.736
11	18.043	1:58.162
110	20.311	1:58.746
17	20.907	1:59.837
449	21.418	1:59.483
58	22.423	1:58.648
334	28.029	2:00.495
47	29.284	2:01.868
86	30.421	2:01.026
222	30.557	2:00.742
12	32.893	2:01.203
175	45.824	2:03.460
19	52.236	2:07.160
46	52.324	2:07.122
66	1:08.366	2:10.284
991	1:23.074	2:14.391

LAP 5 @ 16:21:08.666		
NO	BEHIND	LAP TIME

26		1:54.940
2	7.859	1:55.781
25	8.365	1:55.559
5	9.037	1:56.886
9	9.299	1:56.097
711	14.003	1:57.189
98	15.405	1:56.287
8	15.421	1:57.795
53	17.850	1:56.785
60	18.651	1:58.332
11	21.702	1:58.599
110	24.023	1:58.652
17	24.457	1:58.490
449	25.978	1:59.500
58	26.352	1:58.869

Weather / Track : Bright / Dry

Results can be found at [www.tsl-timing.com](http://www.tsl-timing.com)

Snetterton 300: 2.9689 miles  
Date: 08/05/2022 Start: 16:11 Finish: 00:00

Printed - 17:40 Sunday, 08 May 2022

# BMCRC - MRO Championships 2022 - Rnd 3 @ Snetterton 300

## Reactive Parts MRO Powerbikes inc Clubman 1000

### RACE 17 - SECTOR ANALYSIS



SECTOR 1 = FL to I1, SECTOR 2 = I1 to FL, DIFF = Difference To Personal Best Lap, P = Crossed Finish Line in Pit Lane, D = Time Disallowed

P1 26		Josh WAINWRIGHT		Honda CBR1000 - JW MOT Centre		
IDEAL LAP TIME : 1:54.137		BEST LAP TIME : 1:54.137		DIFFERENCE : 0.000		
LAP	SECTOR 1	SECTOR 2	LAP TIME	MPH	DIFF	TIME OF DAY
1 -		38.543	2:00.198	88.92	6.061	16:13:30.026
2 -	<b>1:15.845</b>	<b>38.292</b>	<b>1:54.137 (1)</b>	<b>93.64</b>		<b>16:15:24.163</b>
3 -	1:16.352	38.325	1:54.677 (2)	93.20	0.540	16:17:18.840
4 -	1:16.476	38.410	1:54.886 (3)	93.03	0.749	16:19:13.726
5 -	1:16.397	38.543	1:54.940	92.98	0.803	16:21:08.666

P2 2		Peter BAKER		Kawasaki ZX10R - TJ & Peter Baker MC/Dodfrey Eng		
IDEAL LAP TIME : 1:54.833		BEST LAP TIME : 1:55.781		DIFFERENCE : 0.948		
LAP	SECTOR 1	SECTOR 2	LAP TIME	MPH	DIFF	TIME OF DAY
1 -		39.181	2:02.953	86.92	7.172	16:13:32.781
2 -	1:17.397	<b>38.411</b>	1:55.808 (3)	92.29	0.027	16:15:28.589
3 -	1:17.178	38.612	1:55.790 (2)	92.30	0.009	16:17:24.379
4 -	1:17.419	38.946	1:56.365	91.84	0.584	16:19:20.744
5 -	1:17.320	38.461	<b>1:55.781 (1)</b>	<b>92.31</b>		<b>16:21:16.525</b>

P3 25		Sam SMITH		Yamaha YZF1000 R1 - Exclusiv events		
IDEAL LAP TIME : 1:55.512		BEST LAP TIME : 1:55.559		DIFFERENCE : 0.047		
LAP	SECTOR 1	SECTOR 2	LAP TIME	MPH	DIFF	TIME OF DAY
1 -		39.022	2:02.478	87.26	6.919	16:13:32.306
2 -	1:17.932	38.838	1:56.770	91.53	1.211	16:15:29.076
3 -	1:17.278	38.593	1:55.871 (2)	92.24	0.312	16:17:24.947
4 -	1:17.878	38.647	1:56.525 (3)	91.72	0.966	16:19:21.472
5 -	1:17.111	<b>38.448</b>	<b>1:55.559 (1)</b>	<b>92.49</b>		<b>16:21:17.031</b>

P4 5		James EDWARDS		Kawasaki ZX10RR - EHT Technologies		
IDEAL LAP TIME : 1:55.717		BEST LAP TIME : 1:55.799		DIFFERENCE : 0.082		
LAP	SECTOR 1	SECTOR 2	LAP TIME	MPH	DIFF	TIME OF DAY
1 -		38.973	2:01.893	87.68	6.094	16:13:31.721
2 -	1:16.950	<b>38.849</b>	<b>1:55.799 (1)</b>	<b>92.29</b>		<b>16:15:27.520</b>
3 -	1:17.769	38.872	1:56.641 (2)	91.63	0.842	16:17:24.161
4 -	1:17.463	39.193	1:56.656 (3)	91.62	0.857	16:19:20.817
5 -	1:17.997	38.889	1:56.886	91.44	1.087	16:21:17.703

P5 9		Luke DIXON		BMW S1000RR -		
IDEAL LAP TIME : 1:55.160		BEST LAP TIME : 1:56.024		DIFFERENCE : 0.864		
LAP	SECTOR 1	SECTOR 2	LAP TIME	MPH	DIFF	TIME OF DAY
1 -		38.721	2:02.467	87.27	6.443	16:13:32.295
2 -	1:18.340	38.925	1:57.265	91.14	1.241	16:15:29.560
3 -	1:17.600	<b>38.424</b>	<b>1:56.024 (1)</b>	<b>92.11</b>		<b>16:17:25.584</b>
4 -	1:17.599	38.685	1:56.284 (3)	91.91	0.260	16:19:21.868
5 -	1:17.240	38.857	1:56.097 (2)	92.06	0.073	16:21:17.965

P6 711		Ritchie THORNTON		Kawasaki ZX10R - Team 71		
IDEAL LAP TIME : 1:57.005		BEST LAP TIME : 1:57.068		DIFFERENCE : 0.063		
LAP	SECTOR 1	SECTOR 2	LAP TIME	MPH	DIFF	TIME OF DAY
1 -		<b>39.005</b>	2:03.412	86.60	6.344	16:13:33.240
2 -	1:18.658	39.079	1:57.737	90.77	0.669	16:15:30.977
3 -	1:18.186	39.249	1:57.435 (3)	91.01	0.367	16:17:28.412
4 -	<b>1:18.000</b>	39.068	<b>1:57.068 (1)</b>	<b>91.29</b>		<b>16:19:25.480</b>
5 -	1:18.070	39.119	1:57.189 (2)	91.20	0.121	16:21:22.669

# BMCRC - MRO Championships 2022 - Rnd 3 @ Snetterton 300

## Reactive Parts MRO Powerbikes inc Clubman 1000

### RACE 17 - SECTOR ANALYSIS



SECTOR 1 = FL to I1, SECTOR 2 = I1 to FL, DIFF = Difference To Personal Best Lap, P = Crossed Finish Line in Pit Lane, D = Time Disallowed

P7 98		Rick DICKINSON		Ducati PANIGALE V4 - MotorcycleRaceParts.co.uk		
IDEAL LAP TIME : 1:56.287		BEST LAP TIME : 1:56.287		DIFFERENCE : 0.000		
LAP	SECTOR 1	SECTOR 2	LAP TIME	MPH	DIFF	TIME OF DAY
1 -		39.718	2:06.160	84.71	9.873	16:13:35.988
2 -	1:18.525	39.509	1:58.034	90.55	1.747	16:15:34.022
3 -	1:17.832	38.927	1:56.759 (2)	91.53	0.472	16:17:30.781
4 -	1:18.037	38.966	1:57.003 (3)	91.34	0.716	16:19:27.784
5 -	<b>1:17.530</b>	<b>38.757</b>	<b>1:56.287 (1)</b>	<b>91.91</b>		<b>16:21:24.071</b>

P8 8		John BUTLER		Kawasaki ZX10RR - Butler-Hills Ltd		
IDEAL LAP TIME : 1:57.005		BEST LAP TIME : 1:57.005		DIFFERENCE : 0.000		
LAP	SECTOR 1	SECTOR 2	LAP TIME	MPH	DIFF	TIME OF DAY
1 -		39.327	2:04.516	85.83	7.511	16:13:34.344
2 -	<b>1:17.722</b>	<b>39.283</b>	<b>1:57.005 (1)</b>	<b>91.34</b>		<b>16:15:31.349</b>
3 -	1:17.932	39.517	1:57.449 (2)	91.00	0.444	16:17:28.798
4 -	1:18.044	39.450	1:57.494 (3)	90.96	0.489	16:19:26.292
5 -	1:18.255	39.540	1:57.795	90.73	0.790	16:21:24.087

P9 60		Jack YOUNGE		Kawasaki ZX10R - Chase Timber products		
IDEAL LAP TIME : 1:57.605		BEST LAP TIME : 1:57.767		DIFFERENCE : 0.162		
LAP	SECTOR 1	SECTOR 2	LAP TIME	MPH	DIFF	TIME OF DAY
1 -		39.905	2:05.143	85.40	7.376	16:13:34.971
2 -	1:18.378	39.692	1:58.070 (2)	90.52	0.303	16:15:33.041
3 -	<b>1:18.130</b>	39.637	<b>1:57.767 (1)</b>	<b>90.75</b>		<b>16:17:30.808</b>
4 -	1:18.702	<b>39.475</b>	1:58.177 (3)	90.44	0.410	16:19:28.985
5 -	1:18.721	39.611	1:58.332	90.32	0.565	16:21:27.317

P10 11		Josh HARVEY		Yamaha R1 4C8 - NR Racing		
IDEAL LAP TIME : 1:57.742		BEST LAP TIME : 1:58.162		DIFFERENCE : 0.420		
LAP	SECTOR 1	SECTOR 2	LAP TIME	MPH	DIFF	TIME OF DAY
1 -		40.511	2:06.176	84.70	8.014	16:13:36.004
2 -	1:19.004	40.178	1:59.182	89.67	1.020	16:15:35.186
3 -	1:19.086	<b>39.335</b>	1:58.421 (2)	90.25	0.259	16:17:33.607
4 -	<b>1:18.407</b>	39.755	<b>1:58.162 (1)</b>	<b>90.45</b>		<b>16:19:31.769</b>
5 -	1:18.868	39.731	1:58.599 (3)	90.11	0.437	16:21:30.368

P11 110 C		Michael CLARKE		Yamaha R1 - BIKEBASE - MX5 PARTS WAREHOUSE		
IDEAL LAP TIME : 1:58.356		BEST LAP TIME : 1:58.439		DIFFERENCE : 0.083		
LAP	SECTOR 1	SECTOR 2	LAP TIME	MPH	DIFF	TIME OF DAY
1 -		39.689	2:07.249	83.99	8.810	16:13:37.077
2 -	1:20.197	39.578	1:59.775	89.23	1.336	16:15:36.852
3 -	<b>1:18.867</b>	39.572	<b>1:58.439 (1)</b>	<b>90.24</b>		<b>16:17:35.291</b>
4 -	1:19.244	39.502	1:58.746 (3)	90.00	0.307	16:19:34.037
5 -	1:19.163	<b>39.489</b>	1:58.652 (2)	90.07	0.213	16:21:32.689

P12 17		Phil BAKER		Ducati -		
IDEAL LAP TIME : 1:58.490		BEST LAP TIME : 1:58.490		DIFFERENCE : 0.000		
LAP	SECTOR 1	SECTOR 2	LAP TIME	MPH	DIFF	TIME OF DAY
1 -		40.220	2:06.567	84.44	8.077	16:13:36.395
2 -	1:19.917	39.583	1:59.500 (3)	89.44	1.010	16:15:35.895
3 -	1:19.359	39.542	1:58.901 (2)	89.89	0.411	16:17:34.796
4 -	1:19.632	40.205	1:59.837	89.18	1.347	16:19:34.633
5 -	<b>1:19.153</b>	<b>39.337</b>	<b>1:58.490 (1)</b>	<b>90.20</b>		<b>16:21:33.123</b>



# BMCRC - MRO Championships 2022 - Rnd 3 @ Snetterton 300

## Reactive Parts MRO Powerbikes inc Clubman 1000

### RACE 17 - SECTOR ANALYSIS



SECTOR 1 = FL to I1, SECTOR 2 = I1 to FL, DIFF = Difference To Personal Best Lap, P = Crossed Finish Line in Pit Lane, D = Time Disallowed

P13 449 C		Luke WALLINGTON		Yamaha R1 4C8 - BW Bespoke Developments Ltd		
IDEAL LAP TIME : 1:58.933		BEST LAP TIME : 1:59.040		DIFFERENCE : 0.107		
LAP	SECTOR 1	SECTOR 2	LAP TIME	MPH	DIFF	TIME OF DAY
1 -		40.072	2:07.605	83.75	8.565	16:13:37.433
2 -	<b>1:19.282</b>	39.758	<b>1:59.040 (1)</b>	<b>89.78</b>		<b>16:15:36.473</b>
3 -	1:19.537	<b>39.651</b>	1:59.188 (2)	89.67	0.148	16:17:35.661
4 -	1:19.529	39.954	1:59.483 (3)	89.45	0.443	16:19:35.144
5 -	1:19.722	39.778	1:59.500	89.44	0.460	16:21:34.644

P14 58		Kenny FRETWELL		Yamaha R1 - Seton Tuning		
IDEAL LAP TIME : 1:58.427		BEST LAP TIME : 1:58.648		DIFFERENCE : 0.221		
LAP	SECTOR 1	SECTOR 2	LAP TIME	MPH	DIFF	TIME OF DAY
1 -		39.756	2:08.477	83.19	9.829	16:13:38.305
2 -	1:20.353	39.821	2:00.174	88.93	1.526	16:15:38.479
3 -	1:19.609	<b>39.413</b>	1:59.022 (3)	89.79	0.374	16:17:37.501
4 -	<b>1:19.014</b>	39.634	<b>1:58.648 (1)</b>	<b>90.08</b>		<b>16:19:36.149</b>
5 -	1:19.303	39.566	1:58.869 (2)	89.91	0.221	16:21:35.018

P15 334 C		Anthony BRANDISH		Suzuki GSXR 1000 - BW bespoke developments ltd		
IDEAL LAP TIME : 2:00.329		BEST LAP TIME : 2:00.329		DIFFERENCE : 0.000		
LAP	SECTOR 1	SECTOR 2	LAP TIME	MPH	DIFF	TIME OF DAY
1 -		40.051	2:08.359	83.26	8.030	16:13:38.187
2 -	1:20.576	40.203	2:00.779 (3)	88.49	0.450	16:15:38.966
3 -	1:21.997	40.297	2:02.294	87.39	1.965	16:17:41.260
4 -	1:20.468	40.027	2:00.495 (2)	88.70	0.166	16:19:41.755
5 -	<b>1:20.389</b>	<b>39.940</b>	<b>2:00.329 (1)</b>	<b>88.82</b>		<b>16:21:42.084</b>

P16 222 C		Phil ROOKE		Kawasaki ZX10R - GW HIGHWAYS & CLEARWAY TRAFFIC SI		
IDEAL LAP TIME : 2:00.742		BEST LAP TIME : 2:00.742		DIFFERENCE : 0.000		
LAP	SECTOR 1	SECTOR 2	LAP TIME	MPH	DIFF	TIME OF DAY
1 -		40.417	2:10.454	81.92	9.712	16:13:40.282
2 -	1:21.255	40.885	2:02.140	87.50	1.398	16:15:42.422
3 -	1:20.740	40.379	2:01.119 (2)	88.24	0.377	16:17:43.541
4 -	<b>1:20.446</b>	<b>40.296</b>	<b>2:00.742 (1)</b>	<b>88.51</b>		<b>16:19:44.283</b>
5 -	1:20.521	40.607	2:01.128 (3)	88.23	0.386	16:21:45.411

P17 86 C		Frederico LOPES		Yamaha R1 - FLR Procurement Ltd		
IDEAL LAP TIME : 2:00.957		BEST LAP TIME : 2:01.026		DIFFERENCE : 0.069		
LAP	SECTOR 1	SECTOR 2	LAP TIME	MPH	DIFF	TIME OF DAY
1 -		40.879	2:09.927	82.26	8.901	16:13:39.755
2 -	1:20.735	40.899	2:01.634 (3)	87.87	0.608	16:15:41.389
3 -	1:21.147	<b>40.585</b>	2:01.732	87.80	0.706	16:17:43.121
4 -	<b>1:20.372</b>	40.654	<b>2:01.026 (1)</b>	<b>88.31</b>		<b>16:19:44.147</b>
5 -	1:20.629	40.877	2:01.506 (2)	87.96	0.480	16:21:45.653

P18 12		David COMBRINCK		Kawasaki ZX10R -		
IDEAL LAP TIME : 2:01.006		BEST LAP TIME : 2:01.203		DIFFERENCE : 0.197		
LAP	SECTOR 1	SECTOR 2	LAP TIME	MPH	DIFF	TIME OF DAY
1 -		<b>40.734</b>	2:10.211	82.08	9.008	16:13:40.039
2 -	1:22.575	40.998	2:03.573	86.49	2.370	16:15:43.612
3 -	1:20.857	40.947	2:01.804 (3)	87.74	0.601	16:17:45.416
4 -	<b>1:20.272</b>	40.931	<b>2:01.203 (1)</b>	<b>88.18</b>		<b>16:19:46.619</b>
5 -	1:20.619	40.816	2:01.435 (2)	88.01	0.232	16:21:48.054

# BMCRC - MRO Championships 2022 - Rnd 3 @ Snetterton 300

## Reactive Parts MRO Powerbikes inc Clubman 1000

### RACE 17 - SECTOR ANALYSIS



SECTOR 1 = FL to I1, SECTOR 2 = I1 to FL, DIFF = Difference To Personal Best Lap, P = Crossed Finish Line in Pit Lane, D = Time Disallowed

P19 175 C		Arlindo PESTANA		BMW S1000RR - Pep's racing		
IDEAL LAP TIME : 2:03.040		BEST LAP TIME : 2:03.460		DIFFERENCE : 0.420		
LAP	SECTOR 1	SECTOR 2	LAP TIME	MPH	DIFF	TIME OF DAY
1 -		41.469	2:15.217	79.04	11.757	16:13:45.045
2 -	1:23.491	43.143	2:06.634	84.40	3.174	16:15:51.679
3 -	1:22.509	41.902	2:04.411 (3)	85.90	0.951	16:17:56.090
4 -	<b>1:22.039</b>	41.421	<b>2:03.460 (1)</b>	<b>86.57</b>		<b>16:19:59.550</b>
5 -	1:22.589	<b>41.001</b>	2:03.590 (2)	86.48	0.130	16:22:03.140

P20 46 C		Simon GATES		Yamaha YZF R1 - No Tallentino Racing Team FATI		
IDEAL LAP TIME : 2:06.411		BEST LAP TIME : 2:06.842		DIFFERENCE : 0.431		
LAP	SECTOR 1	SECTOR 2	LAP TIME	MPH	DIFF	TIME OF DAY
1 -		42.892	2:14.724	79.33	7.882	16:13:44.552
2 -	1:24.205	43.329	2:07.534	83.80	0.692	16:15:52.086
3 -	<b>1:23.617</b>	43.225	<b>2:06.842 (1)</b>	<b>84.26</b>		<b>16:17:58.928</b>
4 -	1:23.725	43.397	2:07.122 (2)	84.07	0.280	16:20:06.050
5 -	1:24.410	<b>42.794</b>	2:07.204 (3)	84.02	0.362	16:22:13.254

P21 19 C		Tyler DONOVAN		Kawasaki ZX10R -		
IDEAL LAP TIME : 2:06.730		BEST LAP TIME : 2:06.808		DIFFERENCE : 0.078		
LAP	SECTOR 1	SECTOR 2	LAP TIME	MPH	DIFF	TIME OF DAY
1 -		<b>43.248</b>	2:14.589	79.41	7.781	16:13:44.417
2 -	1:23.833	43.744	2:07.577 (3)	83.77	0.769	16:15:51.994
3 -	<b>1:23.482</b>	43.326	<b>2:06.808 (1)</b>	<b>84.28</b>		<b>16:17:58.802</b>
4 -	1:23.747	43.413	2:07.160 (2)	84.05	0.352	16:20:05.962
5 -	1:24.293	43.730	2:08.023	83.48	1.215	16:22:13.985

P22 66 C		Stephen HARVEY		Kawasaki ZX10 -		
IDEAL LAP TIME : 2:10.284		BEST LAP TIME : 2:10.284		DIFFERENCE : 0.000		
LAP	SECTOR 1	SECTOR 2	LAP TIME	MPH	DIFF	TIME OF DAY
1 -		43.946	2:18.958	76.91	8.674	16:13:48.786
2 -	1:26.682	44.294	2:10.976 (3)	81.60	0.692	16:15:59.762
3 -	1:27.992	44.054	2:12.046	80.94	1.762	16:18:11.808
4 -	<b>1:26.599</b>	<b>43.685</b>	<b>2:10.284 (1)</b>	<b>82.03</b>		<b>16:20:22.092</b>
5 -	1:26.700	43.917	2:10.617 (2)	81.82	0.333	16:22:32.709

P23 991 C		Andrew BELLIS		Suzuki GSXR 750 - Cunco Ltd		
IDEAL LAP TIME : 2:14.015		BEST LAP TIME : 2:14.391		DIFFERENCE : 0.376		
LAP	SECTOR 1	SECTOR 2	LAP TIME	MPH	DIFF	TIME OF DAY
1 -		45.660	2:23.215	74.62	8.824	16:13:53.043
2 -	1:28.835	46.018	2:14.853 (3)	79.25	0.462	16:16:07.896
3 -	1:29.257	45.256	2:14.513 (2)	79.45	0.122	16:18:22.409
4 -	1:29.160	<b>45.231</b>	<b>2:14.391 (1)</b>	<b>79.52</b>		<b>16:20:36.800</b>

P24 53 C		Seamus McGLYNN		Yamaha R1 -		
IDEAL LAP TIME : 1:56.785		BEST LAP TIME : 1:56.785		DIFFERENCE : 0.000		
LAP	SECTOR 1	SECTOR 2	LAP TIME	MPH	DIFF	TIME OF DAY
1 -		39.830	2:06.505	84.48	9.720	16:13:36.333
2 -	1:18.597	39.607	1:58.204	90.42	1.419	16:15:34.537
3 -	1:17.894	39.564	1:57.458 (2)	90.99	0.673	16:17:31.995
4 -	1:18.430	39.306	1:57.736 (3)	90.78	0.951	16:19:29.731
5 -	<b>1:17.864</b>	<b>38.921</b>	<b>1:56.785 (1)</b>	<b>91.51</b>		<b>16:21:26.516</b>

# BMCRC - MRO Championships 2022 - Rnd 3 @ Snetterton 300

Reactive Parts MRO Powerbikes inc Clubman 1000

## RACE 17 - SECTOR ANALYSIS



SECTOR 1 = FL to I1, SECTOR 2 = I1 to FL, DIFF = Difference To Personal Best Lap, P = Crossed Finish Line in Pit Lane, D = Time Disallowed

<b>P25 47</b>		<b>Daryl DANCE</b>		Yamaha R1 -		
IDEAL LAP TIME : 2:01.169		BEST LAP TIME : 2:01.271		DIFFERENCE : 0.102		
LAP	SECTOR 1	SECTOR 2	LAP TIME	MPH	DIFF	TIME OF DAY
1 -		40.778	2:08.384	83.25	7.113	16:13:38.212
<b>2 -</b>	<b>1:20.784</b>	40.487	<b>2:01.271 (1)</b>	<b>88.13</b>		<b>16:15:39.483</b>
3 -	1:21.058	40.601	2:01.659 (2)	87.85	0.388	16:17:41.142
4 -	1:21.483	<b>40.385</b>	2:01.868 (3)	87.70	0.597	16:19:43.010

# BMCRC - MRO Championships 2022 - Rnd 3 @ Snetterton 300

## Reactive Parts MRO Powerbikes inc Clubman 1000

### RACE 17 - BEST SECTORS

SECTOR 1			SECTOR 2			IDEAL / BEST COMPARISON						
POS	NO	NAME	TIME	NO	NAME	TIME	POS	NO	NAME	IDEAL	BEST	DIFF
									<b>PERFECT LAP</b>	<b>1:54.137</b>		
1	26	WAINWRIGHT	1:15.845	26	WAINWRIGHT	38.292	1	26	WAINWRIGHT	1:54.137	1:54.137	0.000
2	2	BAKER	1:16.422	2	BAKER	38.411	2	2	BAKER	1:54.833	1:55.781	0.948
3	9	DIXON	1:16.736	9	DIXON	38.424	3	9	DIXON	1:55.160	1:56.024	0.864
4	5	EDWARDS	1:16.868	25	SMITH	38.448	4	25	SMITH	1:55.512	1:55.559	0.047
5	25	SMITH	1:17.064	98	DICKINSON	38.757	5	5	EDWARDS	1:55.717	1:55.799	0.082
6	98	DICKINSON	1:17.530	5	EDWARDS	38.849	6	98	DICKINSON	1:56.287	1:56.287	0.000
7	8	BUTLER	1:17.722	53	McGLYNN	38.921	7	53	McGLYNN	1:56.785	1:56.785	0.000
8	53	McGLYNN	1:17.864	711	THORNTON	39.005	8	8	BUTLER	1:57.005	1:57.005	0.000
9	711	THORNTON	1:18.000	8	BUTLER	39.283	9	711	THORNTON	1:57.005	1:57.068	0.063
10	60	YOUNGE	1:18.130	11	HARVEY	39.335	10	60	YOUNGE	1:57.605	1:57.767	0.162
11	11	HARVEY	1:18.407	17	BAKER	39.337	11	11	HARVEY	1:57.742	1:58.162	0.420
12	110	CLARKE	1:18.867	58	FRETWELL	39.413	12	110	CLARKE	1:58.356	1:58.439	0.083
13	58	FRETWELL	1:19.014	60	YOUNGE	39.475	13	58	FRETWELL	1:58.427	1:58.648	0.221
14	17	BAKER	1:19.153	110	CLARKE	39.489	14	17	BAKER	1:58.490	1:58.490	0.000
15	449	WALLINGTON	1:19.282	449	WALLINGTON	39.651	15	449	WALLINGTON	1:58.933	1:59.040	0.107
16	12	COMBRINCK	1:20.272	334	BRANDISH	39.940	16	334	BRANDISH	2:00.329	2:00.329	0.000
17	86	LOPES	1:20.372	222	ROOKE	40.296	17	222	ROOKE	2:00.742	2:00.742	0.000
18	334	BRANDISH	1:20.389	47	DANCE	40.385	18	86	LOPES	2:00.957	2:01.026	0.069
19	222	ROOKE	1:20.446	86	LOPES	40.585	19	12	COMBRINCK	2:01.006	2:01.203	0.197
20	47	DANCE	1:20.784	12	COMBRINCK	40.734	20	47	DANCE	2:01.169	2:01.271	0.102
21	175	PESTANA	1:22.039	175	PESTANA	41.001	21	175	PESTANA	2:03.040	2:03.460	0.420
22	19	DONOVAN	1:23.482	46	GATES	42.794	22	46	GATES	2:06.411	2:06.842	0.431
23	46	GATES	1:23.617	19	DONOVAN	43.248	23	19	DONOVAN	2:06.730	2:06.808	0.078
24	66	HARVEY	1:26.599	66	HARVEY	43.685	24	66	HARVEY	2:10.284	2:10.284	0.000
25	991	BELLIS	1:28.784	991	BELLIS	45.231	25	991	BELLIS	2:14.015	2:14.391	0.376

# BMCRC - MRO Championships 2022 - Rnd 3 @ Snetterton 300

## Reactive Parts MRO Powerbikes inc Clubman 1000

### RACE 17 - STATISTICS

**Competitors Started** 25  
**Planned Start** 2022-05-08 @ 16:30:00.000  
**Actual Start** 2022-05-08 @ 16:11:29.827  
**Finish Time**  
**Track Length** 2.9689mi.  
**Total Laps** 123  
**Total Distance Covered** 365.1761mi.

#### Session Fastest Lap History

NO	CL	NAME	LAP TIME	TIME OF DAY	LAP	VEHICLE
26		Josh WAINWRIGHT	1:54.137	16:15:24.183	2	Honda CBR1000

#### Session Leader History

NO	CL	NAME	FROM LAP	LAPS LED	DISTANCE	VEHICLE
26		Josh WAINWRIGHT	1	5	14.84 miles	Honda CBR1000

#### Flag History

TYPE	TIME OF DAY
GREEN	16:11:29.827
RED	16:22:32.710

#### Flag Statistics

TYPE	COUNT	TOTAL LAPS	TOTAL TIME
Green	1	5	11:02.882
Red	1	0	3:07.964
Safety Car	0	0	0.000
FCY	0	0	0.000

# BMCRC - MRO Championships 2022 - Rnd 3 @ Snetterton 300

Reactive Parts MRO Powerbikes inc Clubman 1000

## RACE 17 - STATISTICS

**CLASS :**

14 Starters

### Fastest Lap History

NO	NAME	LAP TIME	TIME OF DAY	LAP	VEHICLE
26	Josh WAINWRIGHT	1:54.137	16:15:24.183	2	Honda CBR1000

### Leader History

NO	NAME	FROM LAP	LAPS LED	DISTANCE	VEHICLE
26	Josh WAINWRIGHT	1	5	14.84 miles	Honda CBR1000

# BMCRC - MRO Championships 2022 - Rnd 3 @ Snetterton 300

Reactive Parts MRO Powerbikes inc Clubman 1000

## RACE 17 - STATISTICS

CLASS : C

11 Starters

### Fastest Lap History

NO	NAME	LAP TIME	TIME OF DAY	LAP	VEHICLE
53	Seamus McGLYNN	1:58.204	16:15:34.552	2	Yamaha R1
53	Seamus McGLYNN	1:57.458	16:17:32.010	3	Yamaha R1
53	Seamus McGLYNN	1:56.785	16:21:26.531	5	Yamaha R1

### Leader History

NO	NAME	FROM LAP	LAPS LED	DISTANCE	VEHICLE
53	Seamus McGLYNN	1	5	14.84 miles	Yamaha R1

# BMCRC - MRO Championships 2022 - Rnd 3 @ Snetterton 300

Reactive Parts MRO Powerbikes inc Clubman 1000



## RACE 21 - CLASSIFICATION

POS	NO	CL	PIC NAME	ENTRY	LAPS	TIME	GAP	DIFF	MPH	BEST	ON
1	2		1 Peter BAKER	Kawasaki ZX10R - TJ & Peter Baker MC/Dodfrey En	4	7:57.068			89.61	1:56.470	3
2	449	C	1 Luke WALLINGTON	Yamaha R1 4C8 - BW Bespoke Developments Ltd	4	8:04.618	7.550	7.550	88.21	1:59.613	3
3	334	C	2 Anthony BRANDISH	Suzuki GSXR 1000 - BW bespoke developments ltd	4	8:06.632	9.564	2.014	87.85	2:00.105	4
4	53	C	3 Seamus McGLYNN	Yamaha R1 -	4	8:07.332	10.264	0.700	87.72	2:00.033	4
5	46	C	4 Simon GATES	Yamaha YZF R1 - No Tallentino Racing Team FATI	4	8:25.367	28.299	18.035	84.59	2:04.510	3
NOT CLASSIFIED											
DNF	222	C	Phil ROOKE	Kawasaki ZX10R - GW HIGHWAYS & CLEARWAY	2	4:28.882	2 Laps	2 Laps	79.50	2:11.287	2
FASTEST LAP											
	2		Peter BAKER	Kawasaki ZX10R - TJ & Peter Baker MC/Dodfrey En	3	1:56.470		91.76 mph		147.68 kph	
	449	C	Luke WALLINGTON	Yamaha R1 4C8 - BW Bespoke Developments Ltd	3	1:59.613		89.35 mph		143.80 kph	

Weather / Track : Bright / Dry

These results are provisional until the conclusion of any judicial and technical matters.

Race Distance: 4 Laps / 11.87 miles

Snetterton 300: 2.9689 miles

Date: 08/05/2022 Start: 17:26 Finish: 17:34

Clerk Of Course :

Stewards :

Timekeeper : Craig Smith

Results can be found at [www.tsl-timing.com](http://www.tsl-timing.com)

Printed - 17:39 Sunday, 08 May 2022





# BMCRC - MRO Championships 2022 - Rnd 3 @ Snetterton 300

## Reactive Parts MRO Powerbikes inc Clubman 1000

### RACE 21 - LAP CHART

#### LAP 1 @ 17:28:28.625

NO	BEHIND	LAP TIME
449		2:04.529
2	0.595	2:05.124
334	0.793	2:05.322
53	1.872	2:06.401
46	6.396	2:10.925
222	13.066	2:17.595

#### LAP 2 @ 17:30:27.132

NO	BEHIND	LAP TIME
2		1:57.912
449	1.359	1:59.866
334	2.588	2:00.302
53	4.112	2:00.747
46	13.170	2:05.281
222	25.846	2:11.287

#### LAP 3 @ 17:32:23.602

NO	BEHIND	LAP TIME
2		1:56.470
449	4.502	1:59.613
334	7.021	2:00.903
53	7.793	2:00.151
46	21.210	2:04.510

#### LAP 4 @ 17:34:21.164

NO	BEHIND	LAP TIME
2		1:57.562
449	7.550	2:00.610
334	9.564	2:00.105
53	10.264	2:00.033
46	28.299	2:04.651

# BMCRC - MRO Championships 2022 - Rnd 3 @ Snetterton 300

## Reactive Parts MRO Powerbikes inc Clubman 1000

### RACE 21 - SECTOR ANALYSIS



SECTOR 1 = FL to I1, SECTOR 2 = I1 to FL, DIFF = Difference To Personal Best Lap, P = Crossed Finish Line in Pit Lane, D = Time Disallowed

P1		2		Peter BAKER		Kawasaki ZX10R - TJ & Peter Baker MC/Dodfrey Eng	
IDEAL LAP TIME : 1:56.470		BEST LAP TIME : 1:56.470		DIFFERENCE : 0.000			
LAP	SECTOR 1	SECTOR 2	LAP TIME	MPH	DIFF	TIME OF DAY	
1 -		40.026	2:05.124	85.41	8.654	17:28:29.220	
2 -	1:18.617	39.295	1:57.912 (3)	90.64	1.442	17:30:27.132	
3 -	<b>1:17.479</b>	<b>38.991</b>	<b>1:56.470 (1)</b>	<b>91.76</b>		<b>17:32:23.602</b>	
4 -	1:18.024	39.538	1:57.562 (2)	90.91	1.092	17:34:21.164	

P2		449 C		Luke WALLINGTON		Yamaha R1 4C8 - BW Bespoke Developments Ltd	
IDEAL LAP TIME : 1:59.613		BEST LAP TIME : 1:59.613		DIFFERENCE : 0.000			
LAP	SECTOR 1	SECTOR 2	LAP TIME	MPH	DIFF	TIME OF DAY	
1 -		39.941	2:04.529	85.82	4.916	17:28:28.625	
2 -	1:19.946	39.920	1:59.866 (2)	89.16	0.253	17:30:28.491	
3 -	<b>1:19.811</b>	<b>39.802</b>	<b>1:59.613 (1)</b>	<b>89.35</b>		<b>17:32:28.104</b>	
4 -	1:20.305	40.305	2:00.610 (3)	88.61	0.997	17:34:28.714	

P3		334 C		Anthony BRANDISH		Suzuki GSXR 1000 - BW bespoke developments ltd	
IDEAL LAP TIME : 2:00.105		BEST LAP TIME : 2:00.105		DIFFERENCE : 0.000			
LAP	SECTOR 1	SECTOR 2	LAP TIME	MPH	DIFF	TIME OF DAY	
1 -		40.214	2:05.322	85.28	5.217	17:28:29.418	
2 -	1:20.380	39.922	2:00.302 (2)	88.84	0.197	17:30:29.720	
3 -	1:20.341	40.562	2:00.903 (3)	88.40	0.798	17:32:30.623	
4 -	<b>1:20.207</b>	<b>39.898</b>	<b>2:00.105 (1)</b>	<b>88.98</b>		<b>17:34:30.728</b>	

P4		53 C		Seamus McGLYNN		Yamaha R1 -	
IDEAL LAP TIME :		BEST LAP TIME : 2:00.033		DIFFERENCE :			
LAP	SECTOR 1	SECTOR 2	LAP TIME	MPH	DIFF	TIME OF DAY	
1 -			2:06.401	84.55	6.368	17:28:30.497	
2 -			2:00.747 (3)	88.51	0.714	17:30:31.244	
3 -			2:00.151 (2)	88.95	0.118	17:32:31.395	
4 -			<b>2:00.033 (1)</b>	<b>89.04</b>		<b>17:34:31.428</b>	

P5		46 C		Simon GATES		Yamaha YZF R1 - No Tallentino Racing Team FATI	
IDEAL LAP TIME : 2:04.451		BEST LAP TIME : 2:04.510		DIFFERENCE : 0.059			
LAP	SECTOR 1	SECTOR 2	LAP TIME	MPH	DIFF	TIME OF DAY	
1 -		<b>41.608</b>	2:10.925	81.63	6.415	17:28:35.021	
2 -	1:23.549	41.732	2:05.281 (3)	85.31	0.771	17:30:40.302	
3 -	1:22.899	41.611	<b>2:04.510 (1)</b>	<b>85.84</b>		<b>17:32:44.812</b>	
4 -	<b>1:22.843</b>	41.808	2:04.651 (2)	85.74	0.141	17:34:49.463	

P6		222 C		Phil ROOKE		Kawasaki ZX10R - GW HIGHWAYS & CLEARWAY TRAFFIC S	
IDEAL LAP TIME : 2:11.287		BEST LAP TIME : 2:11.287		DIFFERENCE : 0.000			
LAP	SECTOR 1	SECTOR 2	LAP TIME	MPH	DIFF	TIME OF DAY	
1 -		45.792	2:17.595	77.67	6.308	17:28:41.691	
2 -	<b>1:26.668</b>	<b>44.619</b>	<b>2:11.287 (1)</b>	<b>81.41</b>		<b>17:30:52.978</b>	

# BMCRC - MRO Championships 2022 - Rnd 3 @ Snetterton 300

## Reactive Parts MRO Powerbikes inc Clubman 1000

### RACE 21 - BEST SECTORS

SECTOR 1			SECTOR 2			IDEAL / BEST COMPARISON						
POS	NO	NAME	TIME	NO	NAME	TIME	POS	NO	NAME	IDEAL	BEST	DIFF
									<b>PERFECT LAP</b>	<b>1:56.470</b>		
1	2	BAKER	<b>1:17.479</b>	2	BAKER	<b>38.991</b>	1	2	BAKER	1:56.470	1:56.470	<b>0.000</b>
2	449	WALLINGTON	<b>1:19.811</b>	449	WALLINGTON	<b>39.802</b>	2	449	WALLINGTON	1:59.613	1:59.613	<b>0.000</b>
3	334	BRANDISH	<b>1:20.207</b>	334	BRANDISH	<b>39.898</b>	3	334	BRANDISH	2:00.105	2:00.105	<b>0.000</b>
4	46	GATES	<b>1:22.843</b>	46	GATES	<b>41.608</b>	4	46	GATES	2:04.451	2:04.510	<b>0.059</b>
5	222	ROOKE	<b>1:26.668</b>	222	ROOKE	<b>44.619</b>	5	222	ROOKE	2:11.287	2:11.287	<b>0.000</b>
6							6	53	McGLYNN		2:00.033	

# BMCRC - MRO Championships 2022 - Rnd 3 @ Snetterton 300

Reactive Parts MRO Powerbikes inc Clubman 1000

## RACE 21 - STATISTICS

**Competitors Started** 6  
**Planned Start** 2022-05-08 @ 17:30:00.000  
**Actual Start** 2022-05-08 @ 17:26:24.095  
**Finish Time** 2022-05-08 @ 17:34:21.163  
**Track Length** 2.9689mi.  
**Total Laps** 22  
**Total Distance Covered** 65.3160mi.

### Session Fastest Lap History

NO	CL	NAME	LAP TIME	TIME OF DAY	LAP	VEHICLE
2		Peter BAKER	1:57.912	17:30:27.136	2	Kawasaki ZX10R
2		Peter BAKER	1:56.470	17:32:23.606	3	Kawasaki ZX10R

### Session Leader History

NO	CL	NAME	FROM LAP	LAPS LED	DISTANCE	VEHICLE
449	C	Luke WALLINGTON	1	1	2.96 miles	Yamaha R1 4C8
2		Peter BAKER	2	3	8.90 miles	Kawasaki ZX10R

### Flag History

TYPE	TIME OF DAY
GREEN	17:26:24.095
FINISH	17:34:21.163

### Flag Statistics

TYPE	COUNT	TOTAL LAPS	TOTAL TIME
Green	1	4	8:59.401
Red	0	0	0.000
Safety Car	0	0	0.000
FCY	0	0	0.000

# BMCRC - MRO Championships 2022 - Rnd 3 @ Snetterton 300

Reactive Parts MRO Powerbikes inc Clubman 1000

## RACE 21 - STATISTICS

**CLASS :**

1 Starters

### Fastest Lap History

NO	NAME	LAP TIME	TIME OF DAY	LAP	VEHICLE
2	Peter BAKER	1:57.912	17:30:27.136	2	Kawasaki ZX10R
2	Peter BAKER	1:56.470	17:32:23.606	3	Kawasaki ZX10R

### Leader History

NO	NAME	FROM LAP	LAPS LED	DISTANCE	VEHICLE
2	Peter BAKER	1	4	11.87 miles	Kawasaki ZX10R

# BMCRC - MRO Championships 2022 - Rnd 3 @ Snetterton 300

Reactive Parts MRO Powerbikes inc Clubman 1000

## RACE 21 - STATISTICS

CLASS : C

5 Starters

### Fastest Lap History

NO	NAME	LAP TIME	TIME OF DAY	LAP	VEHICLE
449	Luke WALLINGTON	1:59.866	17:30:28.495	2	Yamaha R1 4C8
449	Luke WALLINGTON	1:59.613	17:32:28.108	3	Yamaha R1 4C8

### Leader History

NO	NAME	FROM LAP	LAPS LED	DISTANCE	VEHICLE
449	Luke WALLINGTON	1	4	11.87 miles	Yamaha R1 4C8



# L & W CONTRACTORS

## BMCRC ROOKIE 600 & 1000



BMCRC-MRO Championships - Round 3

Snetterton 300

7<sup>th</sup> / 8<sup>th</sup> May 2022



Timing & Results Provided by Timing Solutions Ltd

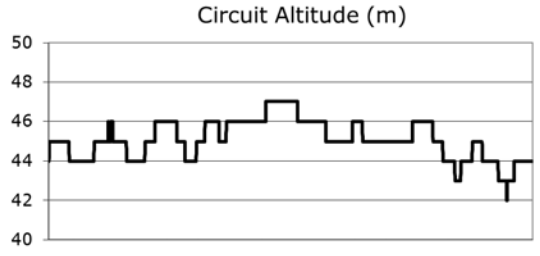
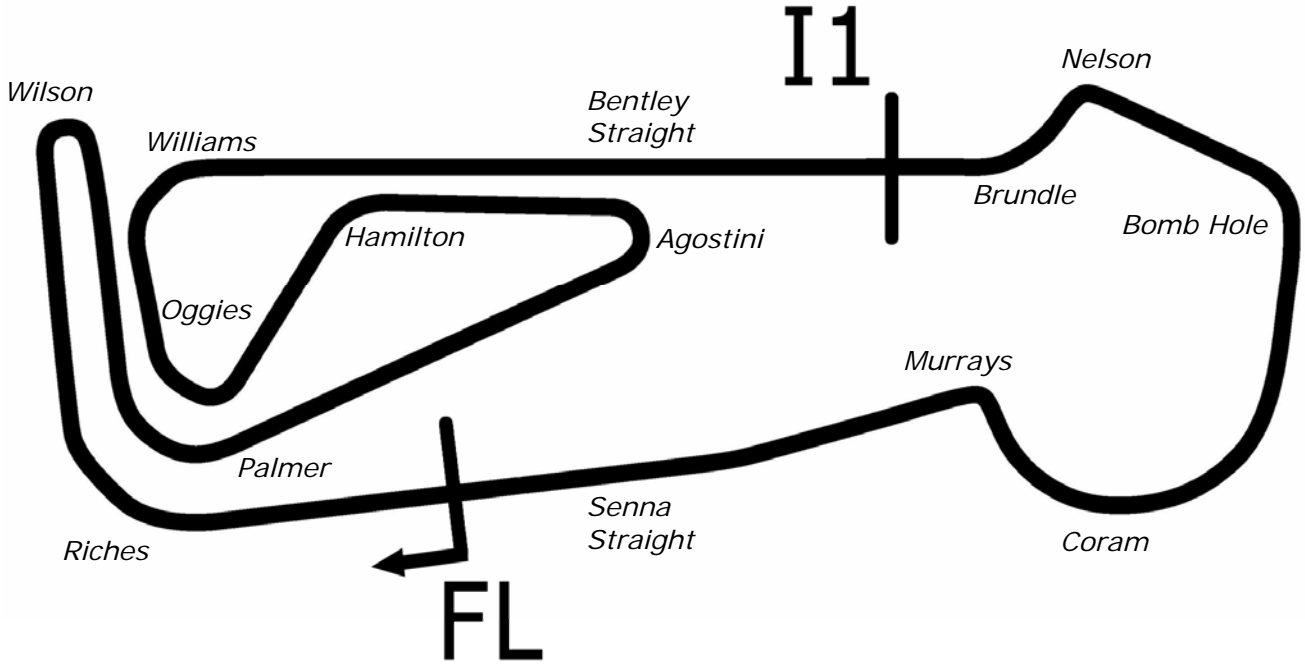
[www.tsl-timing.com](http://www.tsl-timing.com)

# Snetterton 300



SPORTS TIMING

TIMING SOLUTIONS LTD



Length	2.9689 miles	4778.0 m	
FL		52.46340 N	0.94476 E
I1	3198m	52.46617 N	0.94964 E
Pit Entry	4572m	52.46364 N	0.94774 E
Pit Exit	40m after FL	52.46338 N	0.94420 E
Pit Entry-Pit Exit 246m, 17.7s @50kph, 14.7s @60kph			

All results available at [www.tsl-timing.com](http://www.tsl-timing.com)



# BMCRC - MRO Championships 2022 - Rnd 3 @ Snetterton 300

## BMCRC Rookie 600 & 1000

### QUALIFYING - CLASSIFICATION



CONTRACTORS LTD

POS	NO	CL	PIC NAME	ENTRY	TIME	ON	LAPS	GAP	DIFF	MPH
1	224	1000	1 Lee HEALEY	Suzuki GSXR 1000R - F-Tech Fire & Electrical Ltd / Ark	2:09.675	4	5			82.42
2	449	1000	2 Luke WALLINGTON	Yamaha R1 4C8 - BW Bespoke Developments Ltd	2:10.559	5	5	0.884	0.884	81.86
3	29	600	1 Michael SHEPPHARD	Kawasaki ZX6R - RTR Performance, KRS Solutions	2:13.509	4	5	3.834	2.950	80.05
4	175	1000	3 Arlindo PESTANA	BMW S1000RR - Pep's racing	2:14.047	5	5	4.372	0.538	79.73
5	63	1000	4 Riccardo BIGUZZI	BMW S1000RR - A&R Cars	2:14.363	4	5	4.688	0.316	79.54
6	334	1000	5 Anthony BRANDISH	Suzuki GSXR 1000 - BW bespoke developments ltd	2:14.591	4	5	4.916	0.228	79.41
7	37	1000	6 Adam DAVEY	BMW S1000RR -	2:15.845	4	4	6.170	1.254	78.67
8	23	1000	7 Harry HINCHCLIFFE	Kawasaki ZX10R - JDL Electrical	2:16.549	5	5	6.874	0.704	78.27
9	120	600	2 James GOWER	Yamaha R6 - TeamRubyRacing	2:16.611	5	5	6.936	0.062	78.23
10	36	1000	8 Alan MORGAN	Suzuki GSXR 1000 - Little Duck Racing	2:16.778	5	5	7.103	0.167	78.14
11	81	1000	9 Dan HARTLE	Yamaha R1 -	2:16.872	4	4	7.197	0.094	78.08
12	141	600	3 Henry ROSS	Yamaha R6 -	2:17.148	5	5	7.473	0.276	77.93
13	222	1000	10 Daniel MERCER	Honda CBR1000RR - McLovin Racing	2:17.373	5	5	7.698	0.225	77.80
14	46	600	4 Pete MARSH	Kawasaki ZX6R - Zipped Up Racing	2:17.843	3	3	8.168	0.470	77.53
15	524	600	5 Callum PATON	Honda CBR600 RR -	2:18.592	4	4	8.917	0.749	77.11
16	281	1000	11 Daniel FARLEY	Suzuki GSXR - F-TECH FIRE & ELECTRICAL LTD	2:18.949	4	5	9.274	0.357	76.92
17	18	600	6 Graeme COE	Yamaha R6 -	2:18.950	5	5	9.275	0.001	76.92
18	125	1000	12 Matthew CHAM	Kawasaki ZX10R - MFM Track Bikes	2:19.207	5	5	9.532	0.257	76.77
19	58	600	7 Paul NICHOLAS	Yamaha YZF R6 - Harris Autos Repairs	2:19.952	4	5	10.277	0.745	76.36
20	69	1000	13 Alfie COKER	Kawasaki ZX10R - Elmech Racing	2:20.392	5	5	10.717	0.440	76.13
21	87	1000	14 Karl THOMPSON	Yamaha R1 -	2:20.517	5	5	10.842	0.125	76.06
22	243	1000	15 Tony Le GALLEZ	Kawasaki ZX10R - Guttersnipe	2:21.293	5	5	11.618	0.776	75.64
23	34	1000	16 Ben CHEESEMAN	Kawasaki ZX10RR - BCH Services Kent Ltd	2:21.548	5	5	11.873	0.255	75.50
24	42	600	8 Kai EVANS	Kawasaki ZX6R - CBS Ltd Construction and Engineeri	2:22.353	3	3	12.678	0.805	75.08
25	41	600	9 Toby COOK	Triumph DAYTONA - Brixham Bodyworks	2:23.163	4	5	13.488	0.810	74.65
26	96	1000	17 Pete SCOTT	Suzuki GSXR750 - South Hill MOT Centre	2:24.517	4	5	14.842	1.354	73.95
27	177	600	10 Calogero LAURICELLA	Kawasaki ZX-6R -	2:24.596	4	4	14.921	0.079	73.91
28	45	1000	18 Glenn SMITH	Kawasaki ZX10R -	2:24.655	5	5	14.980	0.059	73.88
29	261	1000	19 Roberto Di GREGORIO	Ducati 899 PANIGALE -	2:26.406	4	4	16.731	1.751	73.00
30	155	600	11 Eliot SMITH	Honda CBR600RR - Pro-Moto Europe Ltd	2:28.587	5	5	18.912	2.181	71.93
31	56*	1000	20 Paul HARRIS	Kawasaki ZX10R - Neil Harris Racing	2:29.209	3	5	19.534	0.622	71.63
32	50	1000	21 Jason PAES	Aprilia RSV4 -	2:37.833	2	2	28.158	8.624	67.71
33	84	1000	22 Colin McPHERSON	Kawasaki ZX10R -	2:40.853	4	4	31.178	3.020	66.44
34	395	600	12 William NICHOLLS	Yamaha R6 - Will Nicholls Farriery	2:44.272	4	4	34.597	3.419	65.06
35	888	1000	23 Paul FAGG	Yamaha R1 4C8 -	2:57.132	3	3	47.457	12.860	60.33
36	274	1000	24 Stewart LATIMER	Suzuki GSXR1000 -			0			

\* No. 56 - Please fit a working transponder

Weather / Track : Cloudy / Drying

These results are provisional until the conclusion of any judicial and technical matters.

Snetterton 300: 2.9689 miles

Date: 07/05/2022 Start: 10:21 Finish: 10:33

Clerk Of Course :	Stewards :	Timekeeper : Craig Smith
-------------------	------------	--------------------------

Results can be found at [www.tsl-timing.com](http://www.tsl-timing.com)

Printed - 10:36 Saturday, 07 May 2022



# BMCRC - MRO Championships 2022 - Rnd 3 @ Snetterton 300

## BMCRC Rookie 600 & 1000

### QUALIFYING - SECTOR ANALYSIS



SECTOR 1 = FL to I1, SECTOR 2 = I1 to FL, DIFF = Difference To Personal Best Lap, P = Crossed Finish Line in Pit Lane, D = Time Disallowed

P1		224	1000	Lee HEALEY	Suzuki GSXR 1000R - F-Tech Fire & Electrical Ltd / Ark Joinery			
IDEAL LAP TIME :		2:09.675	BEST LAP TIME :		2:09.675	DIFFERENCE :		0.000
LAP	SECTOR 1	SECTOR 2	LAP TIME	MPH	DIFF	TIME OF DAY		
1 -	1:45.664	50.661	2:36.325	68.37	26.650	10:24:46.569		
2 -	1:31.584	48.504	2:20.088	76.29	10.413	10:27:06.657		
3 -	1:27.259	46.796	2:14.055 (2)	79.72	4.380	10:29:20.712		
4 -	<b>1:25.121</b>	<b>44.554</b>	<b>2:09.675 (1)</b>	<b>82.42</b>		<b>10:31:30.387</b>		
5 -	1:27.653	50.921	2:18.574 (3)	77.12	8.899	10:33:48.961		

P2		449	1000	Luke WALLINGTON	Yamaha R1 4C8 - BW Bespoke Developments Ltd			
IDEAL LAP TIME :		2:10.559	BEST LAP TIME :		2:10.559	DIFFERENCE :		0.000
LAP	SECTOR 1	SECTOR 2	LAP TIME	MPH	DIFF	TIME OF DAY		
1 -	1:39.600	51.637	2:31.237	70.67	20.678	10:24:56.135		
2 -	1:32.597	46.754	2:19.351	76.69	8.792	10:27:15.486		
3 -	1:30.521	45.490	2:16.011 (3)	78.58	5.452	10:29:31.497		
4 -	1:28.611	45.238	2:13.849 (2)	79.85	3.290	10:31:45.346		
5 -	<b>1:26.465</b>	<b>44.094</b>	<b>2:10.559 (1)</b>	<b>81.86</b>		<b>10:33:55.905</b>		

P3		29	600	Michael SHEPPHARD	Kawasaki ZX6R - RTR Performance, KRS Solutions			
IDEAL LAP TIME :		2:13.509	BEST LAP TIME :		2:13.509	DIFFERENCE :		0.000
LAP	SECTOR 1	SECTOR 2	LAP TIME	MPH	DIFF	TIME OF DAY		
1 -	1:46.310	53.244	2:39.554	66.98	26.045	10:24:58.820		
2 -	1:35.378	48.774	2:24.152 (3)	74.14	10.643	10:27:22.972		
3 -	1:32.370	50.169	2:22.539 (2)	74.98	9.030	10:29:45.511		
4 -	<b>1:26.791</b>	<b>46.718</b>	<b>2:13.509 (1)</b>	<b>80.05</b>		<b>10:31:59.020</b>		
5 -	1:48.122	47.426	2:35.548	68.71	22.039	10:34:34.568		

P4		175	1000	Arlindo PESTANA	BMW S1000RR - Pep's racing			
IDEAL LAP TIME :		2:14.047	BEST LAP TIME :		2:14.047	DIFFERENCE :		0.000
LAP	SECTOR 1	SECTOR 2	LAP TIME	MPH	DIFF	TIME OF DAY		
1 -	1:48.718	52.068	2:40.786	66.47	26.739	10:25:10.612		
2 -	1:34.792	48.610	2:23.402	74.53	9.355	10:27:34.014		
3 -	1:31.835	48.697	2:20.532 (3)	76.05	6.485	10:29:54.546		
4 -	1:31.180	47.730	2:18.910 (2)	76.94	4.863	10:32:13.456		
5 -	<b>1:28.723</b>	<b>45.324</b>	<b>2:14.047 (1)</b>	<b>79.73</b>		<b>10:34:27.503</b>		

P5		63	1000	Riccardo BIGUZZI	BMW S1000RR - A&R Cars			
IDEAL LAP TIME :		2:13.416	BEST LAP TIME :		2:14.363	DIFFERENCE :		0.947
LAP	SECTOR 1	SECTOR 2	LAP TIME	MPH	DIFF	TIME OF DAY		
1 -	1:44.883	52.506	2:37.389	67.90	23.026	10:25:00.104		
2 -	1:34.480	47.011	2:21.491	75.53	7.128	10:27:21.595		
3 -	1:30.554	<b>45.632</b>	2:16.186 (3)	78.48	1.823	10:29:37.781		
4 -	<b>1:27.784</b>	46.579	<b>2:14.363 (1)</b>	<b>79.54</b>		<b>10:31:52.144</b>		
5 -	1:28.319	46.574	2:14.893 (2)	79.23	0.530	10:34:07.037		

P6		334	1000	Anthony BRANDISH	Suzuki GSXR 1000 - BW bespoke developments ltd			
IDEAL LAP TIME :		2:14.316	BEST LAP TIME :		2:14.591	DIFFERENCE :		0.275
LAP	SECTOR 1	SECTOR 2	LAP TIME	MPH	DIFF	TIME OF DAY		
1 -	1:42.867	51.992	2:34.859	69.01	20.268	10:24:59.028		
2 -	1:33.362	48.370	2:21.732	75.41	7.141	10:27:20.760		
3 -	1:30.045	<b>46.198</b>	2:16.243 (3)	78.44	1.652	10:29:37.003		
4 -	<b>1:28.118</b>	46.473	<b>2:14.591 (1)</b>	<b>79.41</b>		<b>10:31:51.594</b>		
5 -	1:28.504	46.595	2:15.099 (2)	79.11	0.508	10:34:06.693		

# BMCRC - MRO Championships 2022 - Rnd 3 @ Snetterton 300

## BMCRC Rookie 600 & 1000

### QUALIFYING - SECTOR ANALYSIS



SECTOR 1 = FL to I1, SECTOR 2 = I1 to FL, DIFF = Difference To Personal Best Lap, P = Crossed Finish Line in Pit Lane, D = Time Disallowed

P7		37	1000	Adam DAVEY	BMW S1000RR -			
IDEAL LAP TIME :		2:15.845		BEST LAP TIME :	2:15.845		DIFFERENCE :	0.000
LAP	SECTOR 1	SECTOR 2	LAP TIME	MPH	DIFF	TIME OF DAY		
1 -	1:48.587	54.870	2:43.457	65.38	27.612	10:24:58.604		
2 -	1:38.181	50.327	2:28.508 (3)	71.96	12.663	10:27:27.112		
3 -	1:31.829	47.143	2:18.972 (2)	76.90	3.127	10:29:46.084		
4 -	<b>1:29.739</b>	<b>46.106</b>	<b>2:15.845 (1)</b>	<b>78.67</b>		<b>10:32:01.929</b>		

P8		23	1000	Harry HINCHCLIFFE	Kawasaki ZX10R - JDL Electrical			
IDEAL LAP TIME :		2:16.339		BEST LAP TIME :	2:16.549		DIFFERENCE :	0.210
LAP	SECTOR 1	SECTOR 2	LAP TIME	MPH	DIFF	TIME OF DAY		
1 -	1:59.555	55.444	2:54.999	61.07	38.450	10:25:26.808		
2 -	1:36.888	50.230	2:27.118	72.64	10.569	10:27:53.926		
3 -	1:33.798	50.057	2:23.855 (3)	74.29	7.306	10:30:17.781		
4 -	1:31.120	<b>46.276</b>	2:17.396 (2)	77.79	0.847	10:32:35.177		
5 -	<b>1:30.063</b>	46.486	<b>2:16.549 (1)</b>	<b>78.27</b>		<b>10:34:51.726</b>		

P9		120	600	James GOWER	Yamaha R6 - TeamRubyRacing			
IDEAL LAP TIME :		2:16.611		BEST LAP TIME :	2:16.611		DIFFERENCE :	0.000
LAP	SECTOR 1	SECTOR 2	LAP TIME	MPH	DIFF	TIME OF DAY		
1 -	1:40.464	53.003	2:33.467	69.64	16.856	10:24:40.923		
2 -	1:35.949	49.970	2:25.919	73.24	9.308	10:27:06.842		
3 -	1:33.488	48.038	2:21.526 (3)	75.52	4.915	10:29:28.368		
4 -	1:31.134	47.293	2:18.427 (2)	77.21	1.816	10:31:46.795		
5 -	<b>1:29.979</b>	<b>46.632</b>	<b>2:16.611 (1)</b>	<b>78.23</b>		<b>10:34:03.406</b>		

P10		36	1000	Alan MORGAN	Suzuki GSXR 1000 - Little Duck Racing			
IDEAL LAP TIME :		2:16.778		BEST LAP TIME :	2:16.778		DIFFERENCE :	0.000
LAP	SECTOR 1	SECTOR 2	LAP TIME	MPH	DIFF	TIME OF DAY		
1 -	1:41.264	50.911	2:32.175	70.23	15.397	10:24:37.672		
2 -	1:35.081	47.666	2:22.747 (3)	74.87	5.969	10:27:00.419		
3 -	1:32.739	47.301	2:20.040 (2)	76.32	3.262	10:29:20.459		
4 -	1:34.998	48.487	2:23.485	74.48	6.707	10:31:43.944		
5 -	<b>1:30.301</b>	<b>46.477</b>	<b>2:16.778 (1)</b>	<b>78.14</b>		<b>10:34:00.722</b>		

P11		81	1000	Dan HARTLE	Yamaha R1 -			
IDEAL LAP TIME :		2:16.582		BEST LAP TIME :	2:16.872		DIFFERENCE :	0.290
LAP	SECTOR 1	SECTOR 2	LAP TIME	MPH	DIFF	TIME OF DAY		
1 -	1:46.763	54.818	2:41.581	66.14	24.709	10:24:55.107		
2 -	1:36.439	49.477	2:25.916 (3)	73.24	9.044	10:27:21.023		
3 -	1:34.096	<b>46.479</b>	2:20.575 (2)	76.03	3.703	10:29:41.598		
4 -	<b>1:30.103</b>	46.769	<b>2:16.872 (1)</b>	<b>78.08</b>		<b>10:31:58.470</b>		

P12		141	600	Henry ROSS	Yamaha R6 -			
IDEAL LAP TIME :		2:17.148		BEST LAP TIME :	2:17.148		DIFFERENCE :	0.000
LAP	SECTOR 1	SECTOR 2	LAP TIME	MPH	DIFF	TIME OF DAY		
1 -	1:49.112	54.666	2:43.778	65.25	26.630	10:25:15.854		
2 -	1:36.120	50.110	2:26.230	73.09	9.082	10:27:42.084		
3 -	1:34.541	49.230	2:23.771 (3)	74.34	6.623	10:30:05.855		
4 -	1:31.648	48.392	2:20.040 (2)	76.32	2.892	10:32:25.895		
5 -	<b>1:29.957</b>	<b>47.191</b>	<b>2:17.148 (1)</b>	<b>77.93</b>		<b>10:34:43.043</b>		

# BMCRC - MRO Championships 2022 - Rnd 3 @ Snetterton 300

## BMCRC Rookie 600 & 1000

### QUALIFYING - SECTOR ANALYSIS



SECTOR 1 = FL to I1, SECTOR 2 = I1 to FL, DIFF = Difference To Personal Best Lap, P = Crossed Finish Line in Pit Lane, D = Time Disallowed

P13 222 1000 Daniel MERCER		Honda CBR1000RR - McLovin Racing				
IDEAL LAP TIME : 2:17.373		BEST LAP TIME : 2:17.373		DIFFERENCE : 0.000		
LAP	SECTOR 1	SECTOR 2	LAP TIME	MPH	DIFF	TIME OF DAY
1 -	1:47.633	54.810	2:42.443	65.79	25.070	10:24:56.585
2 -	1:39.099	51.643	2:30.742	70.90	13.369	10:27:27.327
3 -	1:34.693	50.152	2:24.845 (3)	73.78	7.472	10:29:52.172
4 -	1:32.503	49.042	2:21.545 (2)	75.51	4.172	10:32:13.717
5 -	<b>1:30.536</b>	<b>46.837</b>	<b>2:17.373 (1)</b>	<b>77.80</b>		<b>10:34:31.090</b>

P14 46 600 Pete MARSH		Kawasaki ZX6R - Zipped Up Racing				
IDEAL LAP TIME : 2:17.843		BEST LAP TIME : 2:17.843		DIFFERENCE : 0.000		
LAP	SECTOR 1	SECTOR 2	LAP TIME	MPH	DIFF	TIME OF DAY
1 -	OUTLAP	50.721	2:31.655	70.47	13.812	10:29:25.044
2 -	1:34.356	47.911	2:22.267 (2)	75.12	4.424	10:31:47.311
3 -	<b>1:30.530</b>	<b>47.313</b>	<b>2:17.843 (1)</b>	<b>77.53</b>		<b>10:34:05.154</b>

P15 524 600 Callum PATON		Honda CBR600 RR -				
IDEAL LAP TIME : 2:18.027		BEST LAP TIME : 2:18.592		DIFFERENCE : 0.565		
LAP	SECTOR 1	SECTOR 2	LAP TIME	MPH	DIFF	TIME OF DAY
1 -	1:49.971	54.093	2:44.064	65.14	25.472	10:25:01.921
2 -	1:40.387	50.155	2:30.542 (3)	70.99	11.950	10:27:32.463
3 -	1:31.880	<b>47.276</b>	2:19.156 (2)	76.80	0.564	10:29:51.619
4 -	<b>1:30.751</b>	47.841	<b>2:18.592 (1)</b>	<b>77.11</b>		<b>10:32:10.211</b>

P16 281 1000 Daniel FARLEY		Suzuki GSXR - F-TECH FIRE & ELECTRICAL LTD				
IDEAL LAP TIME : 2:18.858		BEST LAP TIME : 2:18.949		DIFFERENCE : 0.091		
LAP	SECTOR 1	SECTOR 2	LAP TIME	MPH	DIFF	TIME OF DAY
1 -	1:41.951	51.917	2:33.868	69.46	14.919	10:24:43.271
2 -	1:33.145	48.449	2:21.594	75.48	2.645	10:27:04.865
3 -	<b>1:31.458</b>	48.947	2:20.405 (3)	76.12	1.456	10:29:25.270
4 -	1:31.549	<b>47.400</b>	<b>2:18.949 (1)</b>	<b>76.92</b>		<b>10:31:44.219</b>
5 -	1:31.922	48.250	2:20.172 (2)	76.24	1.223	10:34:04.391

P17 18 600 Graeme COE		Yamaha R6 -				
IDEAL LAP TIME : 2:18.950		BEST LAP TIME : 2:18.950		DIFFERENCE : 0.000		
LAP	SECTOR 1	SECTOR 2	LAP TIME	MPH	DIFF	TIME OF DAY
1 -	1:53.286	57.523	2:50.809	62.57	31.859	10:24:59.978
2 -	1:41.369	51.160	2:32.529	70.07	13.579	10:27:32.507
3 -	1:35.486	49.267	2:24.753 (3)	73.83	5.803	10:29:57.260
4 -	1:33.763	47.802	2:21.565 (2)	75.49	2.615	10:32:18.825
5 -	<b>1:31.522</b>	<b>47.428</b>	<b>2:18.950 (1)</b>	<b>76.92</b>		<b>10:34:37.775</b>

P18 125 1000 Matthew CHAM		Kawasaki ZX10R - MFM Track Bikes				
IDEAL LAP TIME : 2:19.041		BEST LAP TIME : 2:19.207		DIFFERENCE : 0.166		
LAP	SECTOR 1	SECTOR 2	LAP TIME	MPH	DIFF	TIME OF DAY
1 -	1:52.625	IN PIT	3:26.396 P	51.78	1:07.189	10:25:47.041
2 -	OUTLAP	53.739	2:44.788	64.85	25.581	10:28:31.829
3 -	1:35.435	49.279	2:24.714 (2)	73.85	5.507	10:30:56.543
4 -	<b>1:31.815</b>	59.084	2:30.899 (3)	70.82	11.692	10:33:27.442
5 -	1:31.981	<b>47.226</b>	<b>2:19.207 (1)</b>	<b>76.77</b>		<b>10:35:46.649</b>

# BMCRC - MRO Championships 2022 - Rnd 3 @ Snetterton 300

## BMCRC Rookie 600 & 1000

### QUALIFYING - SECTOR ANALYSIS



SECTOR 1 = FL to I1, SECTOR 2 = I1 to FL, DIFF = Difference To Personal Best Lap, P = Crossed Finish Line in Pit Lane, D = Time Disallowed

P19 58 600 Paul NICHOLAS		Yamaha YZF R6 - Harris Autos Repairs				
IDEAL LAP TIME : 2:19.554		BEST LAP TIME : 2:19.952		DIFFERENCE : 0.398		
LAP	SECTOR 1	SECTOR 2	LAP TIME	MPH	DIFF	TIME OF DAY
1 -	1:53.757	58.238	2:51.995	62.14	32.043	10:25:34.384
2 -	1:33.507	48.406	2:21.913 (3)	75.31	1.961	10:27:56.297
3 -	<b>1:31.935</b>	48.361	2:20.296 (2)	76.18	0.344	10:30:16.593
4 -	1:32.333	<b>47.619</b>	<b>2:19.952 (1)</b>	<b>76.36</b>		<b>10:32:36.545</b>
5 -	1:38.930	48.500	2:27.430	72.49	7.478	10:35:03.975

P20 69 1000 Alfie COKER		Kawasaki ZX10R - Elmech Racing				
IDEAL LAP TIME : 2:20.164		BEST LAP TIME : 2:20.392		DIFFERENCE : 0.228		
LAP	SECTOR 1	SECTOR 2	LAP TIME	MPH	DIFF	TIME OF DAY
1 -	1:52.794	56.315	2:49.109	63.20	28.717	10:25:14.775
2 -	1:38.194	50.186	2:28.380	72.03	7.988	10:27:43.155
3 -	1:35.669	48.996	2:24.665 (3)	73.88	4.273	10:30:07.820
4 -	1:34.068	<b>47.600</b>	2:21.668 (2)	75.44	1.276	10:32:29.488
5 -	<b>1:32.564</b>	47.828	<b>2:20.392 (1)</b>	<b>76.13</b>		<b>10:34:49.880</b>

P21 87 1000 Karl THOMPSON		Yamaha R1 -				
IDEAL LAP TIME : 2:20.517		BEST LAP TIME : 2:20.517		DIFFERENCE : 0.000		
LAP	SECTOR 1	SECTOR 2	LAP TIME	MPH	DIFF	TIME OF DAY
1 -	1:52.464	55.285	2:47.749	63.71	27.232	10:25:07.260
2 -	1:40.432	53.113	2:33.545	69.60	13.028	10:27:40.805
3 -	1:38.577	50.661	2:29.238 (3)	71.61	8.721	10:30:10.043
4 -	1:34.452	50.629	2:25.081 (2)	73.66	4.564	10:32:35.124
5 -	<b>1:32.318</b>	<b>48.199</b>	<b>2:20.517 (1)</b>	<b>76.06</b>		<b>10:34:55.641</b>

P22 243 1000 Tony Le GALLEZ		Kawasaki ZX10R - Guttersnipe				
IDEAL LAP TIME : 2:21.293		BEST LAP TIME : 2:21.293		DIFFERENCE : 0.000		
LAP	SECTOR 1	SECTOR 2	LAP TIME	MPH	DIFF	TIME OF DAY
1 -	2:00.571	59.443	3:00.014	59.37	38.721	10:25:28.539
2 -	1:44.248	53.030	2:37.278	67.95	15.985	10:28:05.817
3 -	1:38.535	51.379	2:29.914 (3)	71.29	8.621	10:30:35.731
4 -	1:35.981	50.288	2:26.269 (2)	73.07	4.976	10:33:02.000
5 -	<b>1:32.506</b>	<b>48.787</b>	<b>2:21.293 (1)</b>	<b>75.64</b>		<b>10:35:23.293</b>

P23 34 1000 Ben CHEESEMAN		Kawasaki ZX10RR - BCH Services Kent Ltd				
IDEAL LAP TIME : 2:21.548		BEST LAP TIME : 2:21.548		DIFFERENCE : 0.000		
LAP	SECTOR 1	SECTOR 2	LAP TIME	MPH	DIFF	TIME OF DAY
1 -	1:52.426	55.431	2:47.857	63.67	26.309	10:25:04.214
2 -	1:41.154	52.673	2:33.827	69.48	12.279	10:27:38.041
3 -	1:38.120	51.298	2:29.418 (3)	71.53	7.870	10:30:07.459
4 -	1:35.825	49.636	2:25.461 (2)	73.47	3.913	10:32:32.920
5 -	<b>1:32.945</b>	<b>48.603</b>	<b>2:21.548 (1)</b>	<b>75.50</b>		<b>10:34:54.468</b>

P24 42 600 Kai EVANS		Kawasaki ZX6R - CBS Ltd Construction and Engineering				
IDEAL LAP TIME : 2:22.353		BEST LAP TIME : 2:22.353		DIFFERENCE : 0.000		
LAP	SECTOR 1	SECTOR 2	LAP TIME	MPH	DIFF	TIME OF DAY
1 -	1:51.204	54.652	2:45.856 (3)	64.44	23.503	10:25:01.421
2 -	1:39.613	50.896	2:30.509 (2)	71.01	8.156	10:27:31.930
3 -	<b>1:33.652</b>	<b>48.701</b>	<b>2:22.353 (1)</b>	<b>75.08</b>		<b>10:29:54.283</b>

# BMCRC - MRO Championships 2022 - Rnd 3 @ Snetterton 300

## BMCRC Rookie 600 & 1000

### QUALIFYING - SECTOR ANALYSIS



SECTOR 1 = FL to I1, SECTOR 2 = I1 to FL, DIFF = Difference To Personal Best Lap, P = Crossed Finish Line in Pit Lane, D = Time Disallowed

P25 41 600		Toby COOK		Triumph DAYTONA - Brixham Bodyworks			
IDEAL LAP TIME : 2:23.163		BEST LAP TIME : 2:23.163		DIFFERENCE : 0.000			
LAP	SECTOR 1	SECTOR 2	LAP TIME	MPH	DIFF	TIME OF DAY	
1 -	1:53.627	56.358	2:49.985	62.87	26.822	10:25:23.539	
2 -	1:41.935	52.708	2:34.643	69.11	11.480	10:27:58.182	
3 -	1:36.757	50.132	2:26.889 (2)	72.76	3.726	10:30:25.071	
4 -	<b>1:34.192</b>	<b>48.971</b>	<b>2:23.163 (1)</b>	<b>74.65</b>		<b>10:32:48.234</b>	
5 -	1:36.181	51.804	2:27.985 (3)	72.22	4.822	10:35:16.219	

P26 96 1000		Pete SCOTT		Suzuki GSXR750 - South Hill MOT Centre			
IDEAL LAP TIME : 2:24.517		BEST LAP TIME : 2:24.517		DIFFERENCE : 0.000			
LAP	SECTOR 1	SECTOR 2	LAP TIME	MPH	DIFF	TIME OF DAY	
1 -	1:54.425	55.849	2:50.274	62.76	25.757	10:25:17.261	
2 -	1:42.271	51.386	2:33.657	69.55	9.140	10:27:50.918	
3 -	1:35.908	51.732	2:27.640 (3)	72.39	3.123	10:30:18.558	
4 -	<b>1:35.144</b>	<b>49.373</b>	<b>2:24.517 (1)</b>	<b>73.95</b>		<b>10:32:43.075</b>	
5 -	1:36.363	49.440	2:25.803 (2)	73.30	1.286	10:35:08.878	

P27 177 600		Calogero LAURICELLA		Kawasaki ZX-6R -			
IDEAL LAP TIME : 2:22.400		BEST LAP TIME : 2:24.596		DIFFERENCE : 2.196			
LAP	SECTOR 1	SECTOR 2	LAP TIME	MPH	DIFF	TIME OF DAY	
1 -	1:47.051	53.874	2:40.925	66.41	16.329	10:24:51.608	
2 -	1:37.915	50.891	2:28.806 (3)	71.82	4.210	10:27:20.414	
3 -	1:35.013	<b>50.079</b>	2:25.092 (2)	73.66	0.496	10:29:45.506	
4 -	1:34.097	50.499	<b>2:24.596 (1)</b>	<b>73.91</b>		<b>10:32:10.102</b>	

P28 45 1000		Glenn SMITH		Kawasaki ZX10R -			
IDEAL LAP TIME : 2:24.655		BEST LAP TIME : 2:24.655		DIFFERENCE : 0.000			
LAP	SECTOR 1	SECTOR 2	LAP TIME	MPH	DIFF	TIME OF DAY	
1 -	1:55.913	57.716	2:53.629	61.55	28.974	10:25:30.787	
2 -	1:44.696	54.068	2:38.764	67.32	14.109	10:28:09.551	
3 -	1:39.181	52.444	2:31.625 (3)	70.49	6.970	10:30:41.176	
4 -	1:36.914	51.234	2:28.148 (2)	72.14	3.493	10:33:09.324	
5 -	<b>1:34.583</b>	<b>50.072</b>	<b>2:24.655 (1)</b>	<b>73.88</b>		<b>10:35:33.979</b>	

P29 261 1000		Roberto Di GREGORIO		Ducati 899 PANIGALE -			
IDEAL LAP TIME : 2:26.406		BEST LAP TIME : 2:26.406		DIFFERENCE : 0.000			
LAP	SECTOR 1	SECTOR 2	LAP TIME	MPH	DIFF	TIME OF DAY	
1 -	1:52.150	55.077	2:47.227	63.91	20.821	10:25:17.223	
2 -	1:40.111	52.677	2:32.788 (3)	69.95	6.382	10:27:50.011	
3 -	1:39.886	50.345	2:30.231 (2)	71.14	3.825	10:30:20.242	
4 -	<b>1:37.265</b>	<b>49.141</b>	<b>2:26.406 (1)</b>	<b>73.00</b>		<b>10:32:46.648</b>	

P30 155 600		Eliot SMITH		Honda CBR600RR - Pro-Moto Europe Ltd			
IDEAL LAP TIME : 2:28.587		BEST LAP TIME : 2:28.587		DIFFERENCE : 0.000			
LAP	SECTOR 1	SECTOR 2	LAP TIME	MPH	DIFF	TIME OF DAY	
1 -	1:48.688	56.368	2:45.056	64.75	16.469	10:24:55.037	
2 -	1:44.734	52.570	2:37.304	67.94	8.717	10:27:32.341	
3 -	1:39.297	52.505	2:31.802 (3)	70.40	3.215	10:30:04.143	
4 -	1:39.303	51.774	2:31.077 (2)	70.74	2.490	10:32:35.220	
5 -	<b>1:37.516</b>	<b>51.071</b>	<b>2:28.587 (1)</b>	<b>71.93</b>		<b>10:35:03.807</b>	

# BMCRC - MRO Championships 2022 - Rnd 3 @ Snetterton 300

## BMCRC Rookie 600 & 1000

### QUALIFYING - SECTOR ANALYSIS



SECTOR 1 = FL to I1, SECTOR 2 = I1 to FL, DIFF = Difference To Personal Best Lap, P = Crossed Finish Line in Pit Lane, D = Time Disallowed

P31 56 1000 Paul HARRIS		Kawasaki ZX10R - Neil Harris Racing				
IDEAL LAP TIME :		BEST LAP TIME : 2:29.209		DIFFERENCE :		
LAP	SECTOR 1	SECTOR 2	LAP TIME	MPH	DIFF	TIME OF DAY
1 -		<i>IN PIT</i>	3:19.919	P 53.46	50.710	10:25:48.123
2 -	<i>OUTLAP</i>		2:32.487	70.09	3.278	10:28:20.610
3 -			<b>2:29.209 (1)</b>	<b>71.63</b>		<b>10:30:49.819</b>
4 -			2:38.254 (3)	67.53	9.045	10:33:28.073
5 -			2:31.742 (2)	70.43	2.533	10:35:59.815

P32 50 1000 Jason PAES		Aprilia RSV4 -				
IDEAL LAP TIME : 2:37.833		BEST LAP TIME : 2:37.833		DIFFERENCE : 0.000		
LAP	SECTOR 1	SECTOR 2	LAP TIME	MPH	DIFF	TIME OF DAY
1 -	1:50.291	56.262	2:46.553 (2)	64.17	8.720	10:24:58.313
2 -	<b>1:43.579</b>	<b>54.254</b>	<b>2:37.833 (1)</b>	<b>67.71</b>		<b>10:27:36.146</b>

P33 84 1000 Colin McPHERSON		Kawasaki ZX10R -				
IDEAL LAP TIME : 2:40.853		BEST LAP TIME : 2:40.853		DIFFERENCE : 0.000		
LAP	SECTOR 1	SECTOR 2	LAP TIME	MPH	DIFF	TIME OF DAY
1 -	1:55.350	1:01.248	2:56.598	60.52	15.745	10:25:16.948
2 -	1:48.292	57.542	2:45.834 (3)	64.45	4.981	10:28:02.782
3 -	1:46.720	57.934	2:44.654 (2)	64.91	3.801	10:30:47.436
4 -	<b>1:44.107</b>	<b>56.746</b>	<b>2:40.853 (1)</b>	<b>66.44</b>		<b>10:33:28.289</b>

P34 395 600 William NICHOLLS		Yamaha R6 - Will Nicholls Farriery				
IDEAL LAP TIME : 2:44.272		BEST LAP TIME : 2:44.272		DIFFERENCE : 0.000		
LAP	SECTOR 1	SECTOR 2	LAP TIME	MPH	DIFF	TIME OF DAY
1 -	2:02.489	1:01.388	3:03.877	58.12	19.605	10:25:28.956
2 -	1:55.033	1:01.074	2:56.107 (3)	60.69	11.835	10:28:25.063
3 -	1:48.451	57.537	2:45.988 (2)	64.39	1.716	10:31:11.051
4 -	<b>1:47.724</b>	<b>56.548</b>	<b>2:44.272 (1)</b>	<b>65.06</b>		<b>10:33:55.323</b>

P35 888 1000 Paul FAGG		Yamaha R1 4C8 -				
IDEAL LAP TIME : 2:55.566		BEST LAP TIME : 2:57.132		DIFFERENCE : 1.566		
LAP	SECTOR 1	SECTOR 2	LAP TIME	MPH	DIFF	TIME OF DAY
1 -	1:56.712	1:02.776	2:59.488 (3)	59.54	2.356	10:25:24.537
2 -	1:58.969	1:00.200	2:59.169 (2)	59.65	2.037	10:28:23.706
3 -	1:57.411	<b>59.721</b>	<b>2:57.132 (1)</b>	<b>60.33</b>		<b>10:31:20.838</b>

# BMCRC - MRO Championships 2022 - Rnd 3 @ Snetterton 300

## BMCRC Rookie 600 & 1000

### QUALIFYING - BEST SECTORS

SECTOR 1			SECTOR 2			IDEAL / BEST COMPARISON						
POS	NO	NAME	TIME	NO	NAME	TIME	POS	NO	NAME	IDEAL	BEST	DIFF
									<b>PERFECT LAP</b>	<b>2:09.215</b>		
1	224	HEALEY	1:25.121	449	WALLINGTON	44.094	1	224	HEALEY	2:09.675	2:09.675	0.000
2	449	WALLINGTON	1:26.465	224	HEALEY	44.554	2	449	WALLINGTON	2:10.559	2:10.559	0.000
3	29	SHEPPHARD	1:26.791	175	PESTANA	45.324	3	63	BIGUZZI	2:13.416	2:14.363	0.947
4	63	BIGUZZI	1:27.784	63	BIGUZZI	45.632	4	29	SHEPPHARD	2:13.509	2:13.509	0.000
5	334	BRANDISH	1:28.118	37	DAVEY	46.106	5	175	PESTANA	2:14.047	2:14.047	0.000
6	175	PESTANA	1:28.723	334	BRANDISH	46.198	6	334	BRANDISH	2:14.316	2:14.591	0.275
7	37	DAVEY	1:29.739	23	HINCHCLIFFE	46.276	7	37	DAVEY	2:15.845	2:15.845	0.000
8	141	ROSS	1:29.957	36	MORGAN	46.477	8	23	HINCHCLIFFE	2:16.339	2:16.549	0.210
9	120	GOWER	1:29.979	81	HARTLE	46.479	9	81	HARTLE	2:16.582	2:16.872	0.290
10	23	HINCHCLIFFE	1:30.063	120	GOWER	46.632	10	120	GOWER	2:16.611	2:16.611	0.000
11	81	HARTLE	1:30.103	29	SHEPPHARD	46.718	11	36	MORGAN	2:16.778	2:16.778	0.000
12	36	MORGAN	1:30.301	222	MERCER	46.837	12	141	ROSS	2:17.148	2:17.148	0.000
13	46	MARSH	1:30.530	141	ROSS	47.191	13	222	MERCER	2:17.373	2:17.373	0.000
14	222	MERCER	1:30.536	125	CHAM	47.226	14	46	MARSH	2:17.843	2:17.843	0.000
15	524	PATON	1:30.751	524	PATON	47.276	15	524	PATON	2:18.027	2:18.592	0.565
16	281	FARLEY	1:31.458	46	MARSH	47.313	16	281	FARLEY	2:18.858	2:18.949	0.091
17	18	COE	1:31.522	281	FARLEY	47.400	17	18	COE	2:18.950	2:18.950	0.000
18	125	CHAM	1:31.815	18	COE	47.428	18	125	CHAM	2:19.041	2:19.207	0.166
19	58	NICHOLAS	1:31.935	69	COKER	47.600	19	58	NICHOLAS	2:19.554	2:19.952	0.398
20	87	THOMPSON	1:32.318	58	NICHOLAS	47.619	20	69	COKER	2:20.164	2:20.392	0.228
21	177	LAURICELLA	1:32.321	87	THOMPSON	48.199	21	87	THOMPSON	2:20.517	2:20.517	0.000
22	243	GALLEZ	1:32.506	34	CHEESEMAN	48.603	22	243	GALLEZ	2:21.293	2:21.293	0.000
23	69	COKER	1:32.564	42	EVANS	48.701	23	34	CHEESEMAN	2:21.548	2:21.548	0.000
24	34	CHEESEMAN	1:32.945	243	GALLEZ	48.787	24	42	EVANS	2:22.353	2:22.353	0.000
25	42	EVANS	1:33.652	41	COOK	48.971	25	177	LAURICELLA	2:22.400	2:24.596	2.196
26	41	COOK	1:34.192	261	GREGORIO	49.141	26	41	COOK	2:23.163	2:23.163	0.000
27	45	SMITH	1:34.583	96	SCOTT	49.373	27	96	SCOTT	2:24.517	2:24.517	0.000
28	96	SCOTT	1:35.144	45	SMITH	50.072	28	45	SMITH	2:24.655	2:24.655	0.000
29	261	GREGORIO	1:37.265	177	LAURICELLA	50.079	29	261	GREGORIO	2:26.406	2:26.406	0.000
30	155	SMITH	1:37.516	155	SMITH	51.071	30	155	SMITH	2:28.587	2:28.587	0.000
31	50	PAES	1:43.579	50	PAES	54.254	31	50	PAES	2:37.833	2:37.833	0.000
32	84	McPHERSON	1:44.107	395	NICHOLLS	56.548	32	84	McPHERSON	2:40.853	2:40.853	0.000
33	395	NICHOLLS	1:47.724	84	McPHERSON	56.746	33	395	NICHOLLS	2:44.272	2:44.272	0.000
34	888	FAGG	1:55.845	888	FAGG	59.721	34	888	FAGG	2:55.566	2:57.132	1.566
35	274	LATIMER	1:58.902				35	56	HARRIS		2:29.209	
36												



# BMCRC - MRO Championships 2022 - Rnd 3 @ Snetterton 300

## BMCRC Rookie 600 & 1000

### QUALIFYING - STATISTICS

**Competitors Started** 36  
**Planned Start** 2022-05-07 @ 10:08:00.000  
**Actual Start** 2022-05-07 @ 10:21:58.039  
**Finish Time** 2022-05-07 @ 10:33:38.783  
**Track Length** 2.9689mi.  
**Total Laps** 159  
**Total Distance Covered** 472.0569mi.

### Session Fastest Lap History

NO	CL	NAME	LAP TIME	TIME OF DAY	LAP	VEHICLE
36	1000	Alan MORGAN	2:32.175	10:24:37.676	1	Suzuki GSXR 1000
449	1000	Luke WALLINGTON	2:31.237	10:24:56.137	1	Yamaha R1 4C8
36	1000	Alan MORGAN	2:22.747	10:27:00.424	2	Suzuki GSXR 1000
281	1000	Daniel FARLEY	2:21.594	10:27:04.880	2	Suzuki GSXR
224	1000	Lee HEALEY	2:20.088	10:27:06.672	2	Suzuki GSXR 1000R
449	1000	Luke WALLINGTON	2:19.351	10:27:15.489	2	Yamaha R1 4C8
224	1000	Lee HEALEY	2:14.055	10:29:20.728	3	Suzuki GSXR 1000R
224	1000	Lee HEALEY	2:09.675	10:31:30.403	4	Suzuki GSXR 1000R

### Flag History

TYPE	TIME OF DAY
GREEN	10:21:58.039
FINISH	10:33:38.783

### Flag Statistics

TYPE	COUNT	TOTAL LAPS	TOTAL TIME
Green	1	5	14:16.697
Red	0	0	0.000
Safety Car	0	0	0.000
FCY	0	0	0.000

# BMCRC - MRO Championships 2022 - Rnd 3 @ Snetterton 300

## BMCRC Rookie 600 & 1000

### QUALIFYING - STATISTICS

CLASS : 1000

24 Starters

#### Fastest Lap History

NO	NAME	LAP TIME	TIME OF DAY	LAP	VEHICLE
36	Alan MORGAN	<b>2:32.175</b>	10:24:37.676	1	Suzuki GSXR 1000
449	Luke WALLINGTON	<b>2:31.237</b>	10:24:56.137	1	Yamaha R1 4C8
36	Alan MORGAN	<b>2:22.747</b>	10:27:00.424	2	Suzuki GSXR 1000
281	Daniel FARLEY	<b>2:21.594</b>	10:27:04.880	2	Suzuki GSXR
224	Lee HEALEY	<b>2:20.088</b>	10:27:06.672	2	Suzuki GSXR 1000R
449	Luke WALLINGTON	<b>2:19.351</b>	10:27:15.489	2	Yamaha R1 4C8
224	Lee HEALEY	<b>2:14.055</b>	10:29:20.728	3	Suzuki GSXR 1000R
224	Lee HEALEY	<b>2:09.675</b>	10:31:30.403	4	Suzuki GSXR 1000R

# BMCRC - MRO Championships 2022 - Rnd 3 @ Snetterton 300

## BMCRC Rookie 600 & 1000

### QUALIFYING - STATISTICS

CLASS : 600

12 Starters

#### Fastest Lap History

NO	NAME	LAP TIME	TIME OF DAY	LAP	VEHICLE
120	James GOWER	2:33.467	10:24:40.942	1	Yamaha R6
120	James GOWER	2:25.919	10:27:06.861	2	Yamaha R6
29	Michael SHEPPHARD	2:24.152	10:27:22.977	2	Kawasaki ZX6R
58	Paul NICHOLAS	2:21.913	10:27:56.302	2	Yamaha YZF R6
120	James GOWER	2:21.526	10:29:28.387	3	Yamaha R6
524	Callum PATON	2:19.156	10:29:51.620	3	Honda CBR600 RR
120	James GOWER	2:18.427	10:31:46.813	4	Yamaha R6
29	Michael SHEPPHARD	2:13.509	10:31:59.024	4	Kawasaki ZX6R

# BMCRC - MRO Championships 2022 - Rnd 3 @ Snetterton 300

## BMCRC Rookie 600 & 1000

### RACE 5 - GRID (5 Laps)



CONTRACTORS LTD

ROW 14	42	52	Spencer CARRINGTON	41	28	Craig BICKNELL	40	24	Mark STRUTT
ROW 13			2:44.272			2:28.587			2:24.596
ROW 13	39	395	William NICHOLLS	38	155	Eliot SMITH	37	177	Calogero LAURICELLA
ROW 12			2:23.163			2:22.353			2:19.952
ROW 12	36	41	Toby COOK	35	42	Kai EVANS	34	58	Paul NICHOLAS
ROW 11			2:18.950			2:18.592			2:17.843
ROW 11	33	18	Graeme COE	32	524	Callum PATON	31	46	Pete MARSH
ROW 10			2:17.148			2:16.611			2:13.509
ROW 10	30	141	Henry ROSS	29	120	James GOWER	28	29	Michael SHEPPHARD
ROW 9									
ROW 8			2:57.132			2:40.853			
ROW 8	24	274	Stewart LATIMER	23	888	Paul FAGG	22	84	Colin McPHERSON
ROW 7			2:37.833			2:29.209			2:26.406
ROW 7	21	50	Jason PAES	20	56	Paul HARRIS	19	261	Roberto Di GREGORIO
ROW 6			2:24.655			2:24.517			2:21.548
ROW 6	18	45	Glenn SMITH	17	96	Pete SCOTT	16	34	Ben CHEESEMAN
ROW 5			2:21.293			2:20.517			2:20.392
ROW 5	15	243	Tony Le GALLEZ	14	87	Karl THOMPSON	13	69	Alfie COKER
ROW 4			2:19.207			2:18.949			2:17.373
ROW 4	12	125	Matthew CHAM	11	281	Daniel FARLEY	10	222	Daniel MERCER
ROW 3			2:16.872			2:16.778			2:16.549
ROW 3	9	81	Dan HARTLE	8	36	Alan MORGAN	7	23	Harry HINCHCLIFFE
ROW 2			2:15.845			2:14.591			2:14.363
ROW 2	6	37	Adam DAVEY	5	334	Anthony BRANDISH	4	63	Riccardo BIGUZZI
ROW 1			2:14.047			2:10.559			2:09.675
ROW 1	3	175	Arlindo PESTANA	2	449	Luke WALLINGTON	1	224	Lee HEALEY
									<b>Pole</b>

Snetterton 300: 2.9689 miles

These results are provisional until the conclusion of any judicial and technical matters.

Clerk Of Course :	Stewards :	Timekeeper : Craig Smith
-------------------	------------	--------------------------

Results can be found at [www.tsl-timing.com](http://www.tsl-timing.com)

Printed - 10:37 Saturday, 07 May 2022



# BMCRC - MRO Championships 2022 - Rnd 3 @ Snetterton 300

## BMCRC Rookie 600 & 1000

### RACE 5 - CLASSIFICATION



CONTRACTORS LTD

POS	NO	CL	PIC NAME	ENTRY	LAPS	TIME	GAP	DIFF	MPH	BEST	ON
1	449	1000	1 Luke WALLINGTON	Yamaha R1 4C8 - BW Bespoke Developments Ltd	5	10:14.843			86.91	1:59.748	4
2	224	1000	2 Lee HEALEY	Suzuki GSXR 1000R - F-Tech Fire & Electrical Ltd /	5	10:15.290	0.447	0.447	86.85	2:00.892	5
3	334	1000	3 Anthony BRANDISH	Suzuki GSXR 1000 - BW bespoke developments ltd	5	10:22.327	7.484	7.037	85.87	2:02.882	2
4	23	1000	4 Harry HINCHCLIFFE	Kawasaki ZX10R - JDL Electrical	5	10:38.685	23.842	16.358	83.67	2:05.540	2
5	69	1000	5 Alfie COKER	Kawasaki ZX10R - Elmech Racing	5	10:39.656	24.813	0.971	83.54	2:05.546	5
6	63	1000	6 Riccardo BIGUZZI	BMW S1000RR - A&R Cars	5	10:46.027	31.184	6.371	82.72	2:06.207	4
7	34*	1000	7 Ben CHEESEMAN	Kawasaki ZX10RR - BCH Services Kent Ltd	5	10:46.388	31.545	0.361	82.67	2:06.589	2
8	175	1000	8 Arlindo PESTANA	BMW S1000RR - Pep's racing	5	10:50.161	35.318	3.773	82.19	2:07.048	2
9	125	1000	9 Matthew CHAM	Kawasaki ZX10R - MFM Track Bikes	5	10:51.291	36.448	1.130	82.05	2:08.727	2
10	81	1000	10 Dan HARTLE	Yamaha R1 -	5	10:55.098	40.255	3.807	81.57	2:08.333	5
11	281	1000	11 Daniel FARLEY	Suzuki GSXR - F-TECH FIRE & ELECTRICAL LTD	5	11:01.951	47.108	6.853	80.73	2:09.505	4
12	222	1000	12 Daniel MERCER	Honda CBR1000RR - McLovin Racing	5	11:03.461	48.618	1.510	80.54	2:10.013	3
13	36*	1000	13 Alan MORGAN	Suzuki GSXR 1000 - Little Duck Racing	5	11:07.638	52.795	4.177	80.04	2:08.251	2
14	45	1000	14 Glenn SMITH	Kawasaki ZX10R -	5	11:09.029	54.186	1.391	79.87	2:09.116	2
15	87	1000	15 Karl THOMPSON	Yamaha R1 -	5	11:12.785	57.942	3.756	79.43	2:10.425	5
16	261	1000	16 Roberto Di GREGORIO	Ducati 899 PANIGALE -	5	11:23.514	1:08.671	10.729	78.18	2:12.800	4
17	243	1000	17 Tony Le GALLEZ	Kawasaki ZX10R - Guttersnipe	5	11:24.181	1:09.338	0.667	78.10	2:12.371	5
18	37	1000	18 Adam DAVEY	BMW S1000RR -	5	11:26.512	1:11.669	2.331	77.84	2:13.958	4
19	50	1000	19 Jason PAES	Aprilia RSV4 -	5	11:29.535	1:14.692	3.023	77.50	2:13.785	5
20	274	1000	20 Stewart LATIMER	Suzuki GSXR1000 -	5	11:35.736	1:20.893	6.201	76.81	2:14.699	5
21	56*	1000	21 Paul HARRIS	Kawasaki ZX10R - Neil Harris Racing	5	11:38.497	1:23.654	2.761	76.50	2:15.575	4
22	96	1000	22 Pete SCOTT	Suzuki GSXR750 - South Hill MOT Centre	5	11:39.084	1:24.241	0.587	76.44	2:15.893	4
23	141	600	1 Henry ROSS	Yamaha R6 -	5	11:41.729	1:26.886	2.645	76.15	2:05.596	5
24	29	600	2 Michael SHEPPHARD	Kawasaki ZX6R - RTR Performance, KRS Solutions	5	11:42.136	1:27.293	0.407	76.11	2:06.020	5
25	524	600	3 Callum PATON	Honda CBR600 RR -	5	11:42.158	1:27.315	0.022	76.10	2:06.150	5
26	46	600	4 Pete MARSH	Kawasaki ZX6R - Zipped Up Racing	5	11:53.505	1:38.662	11.347	74.89	2:07.780	3
27	84	1000	23 Colin McPHERSON	Kawasaki ZX10R -	5	11:54.352	1:39.509	0.847	74.80	2:20.125	2
28	41	600	5 Toby COOK	Triumph DAYTONA - Brixham Bodyworks	5	12:05.511	1:50.668	11.159	73.65	2:11.014	2
29	888	1000	24 Paul FAGG	Yamaha R1 4C8 -	5	12:06.500	1:51.657	0.989	73.55	2:21.395	4
30	58	600	6 Paul NICHOLAS	Yamaha YZF R6 - Harris Autos Repairs	5	12:13.560	1:58.717	7.060	72.85	2:11.915	4
31	18	600	7 Graeme COE	Yamaha R6 -	5	12:25.312	2:10.469	11.752	71.70	2:15.686	3
32	155	600	8 Eliot SMITH	Honda CBR600RR - Pro-Moto Europe Ltd	4	10:23.748	1 Lap	1 Lap	68.54	2:19.612	3
33	52	600	9 Spencer CARRINGTON	Yamaha R6 - seton tuning	4	10:24.636	1 Lap	0.888	68.44	2:18.063	3
34	42	600	10 Kai EVANS	Kawasaki ZX6R - CBS Ltd Construction and Engine	4	10:27.431	1 Lap	2.795	68.13	2:20.762	3
35	28	600	11 Craig BICKNELL	Yamaha R6 - On Point Security LTD	4	10:32.309	1 Lap	4.878	67.61	2:16.664	3
36	395	600	12 William NICHOLLS	Yamaha R6 - Will Nicholls Farriery	4	11:13.354	1 Lap	41.045	63.49	2:30.671	4

#### NOT CLASSIFIED

DNF	120	600	James GOWER	Yamaha R6 - TeamRubyRacing	1	3:15.126	4 Laps	3 Laps	54.77		
DNF	177	600	Calogero LAURICELLA	Kawasaki ZX-6R -	1	3:17.157	4 Laps	2.031	54.21		

#### FASTEST LAP

	449	1000	Luke WALLINGTON	Yamaha R1 4C8 - BW Bespoke Developments Ltd	4	1:59.748			89.25 mph	143.64 kph
	141	600	Henry ROSS	Yamaha R6 -	5	2:05.596			85.09 mph	136.95 kph

\* No. 36 - 10 second penalty - jump start

\* No. 56 - Please fit a working transponder

\* No. 34 - Poor signal from transponder - please fit as per manufacturer instructions

Class 1000 - 92.5% of Race Speed = 80.39 mph

Class 600 - 92.5% of Race Speed = 70.43 mph

Weather / Track : Cloudy / Dry

These results are provisional until the conclusion of any judicial and technical matters.

Race Distance: 5 Laps / 14.84 miles

Snetterton 300: 2.9689 miles

Date: 07/05/2022 Start: 13:42 Finish: 13:52

Clerk Of Course :	Stewards :	Timekeeper : Craig Smith
-------------------	------------	--------------------------

Results can be found at [www.tsl-timing.com](http://www.tsl-timing.com)

Printed - 13:56 Saturday, 07 May 2022



# BMCRC - MRO Championships 2022 - Rnd 3 @ Snetterton 300

## BMCRC Rookie 600 & 1000

### RACE 5 - LAP CHART

#### LAP 1 @ 13:44:44.651

NO	BEHIND	LAP TIME
334		2:08.205
449	0.331	2:08.536
224	0.863	2:09.068
23	5.002	2:13.207
125	5.627	2:13.832
69	7.665	2:15.870
63	7.935	2:16.140
34	8.712	2:16.917
36	9.014	2:17.219
81	10.532	2:18.737
175	10.920	2:19.125
222	11.053	2:19.258
281	12.362	2:20.567
45	14.222	2:22.427
87	16.445	2:24.650
37	16.684	2:24.889
261	17.222	2:25.427
56	19.252	2:27.457
243	19.481	2:27.686
96	20.497	2:28.702
50	20.566	2:28.771
274	21.397	2:29.602
84	23.176	2:31.381
888	23.838	2:32.043
29	1:03.660	3:11.865
524	1:06.086	3:14.291
141	1:06.195	3:14.400
120	1:06.921	3:15.126
46	1:08.568	3:16.773
177	1:08.952	3:17.157
41	1:09.062	3:17.267
58	1:10.015	3:18.220
18	1:12.518	3:20.723
155	1:14.411	3:22.616
52	1:15.116	3:23.321
42	1:15.264	3:23.469
28	1:21.544	3:29.749
395	1:28.459	3:36.664

#### LAP 2 @ 13:46:47.533

NO	BEHIND	LAP TIME
334		2:02.882
224	0.037	2:02.056
449	0.092	2:02.643
23	7.660	2:05.540
69	11.300	2:06.517
125	11.472	2:08.727
34	12.419	2:06.589
63	13.614	2:08.561
36	14.383	2:08.251
175	15.086	2:07.048
81	17.411	2:09.761
222	19.172	2:11.001
281	19.493	2:10.013
45	20.456	2:09.116
87	27.383	2:13.820
37	29.739	2:15.937
261	30.451	2:16.111
243	35.055	2:18.456
56	35.662	2:19.292
50	36.110	2:18.426
96	36.644	2:19.029
274	36.707	2:18.192

84	40.419	2:20.125
888	49.375	2:28.419
29	1:10.483	2:09.705
141	1:11.942	2:08.629
524	1:12.008	2:08.804
46	1:15.061	2:09.375
41	1:17.194	2:11.014
58	1:24.046	2:16.913
18	1:26.801	2:17.165
52	1:31.544	2:19.310
155	1:32.601	2:21.072
42	1:33.410	2:21.028
28	1:35.634	2:16.972
395	1:58.384	2:32.807

#### LAP 3 @ 13:48:49.708

NO	BEHIND	LAP TIME
224		2:02.138
449	0.835	2:02.918
334	1.547	2:03.722
23	11.775	2:06.290
69	14.723	2:05.598
34	19.047	2:08.803
63	19.979	2:08.540
125	19.994	2:10.697
175	21.097	2:08.186
36	22.527	2:10.319
81	24.457	2:09.221
222	27.010	2:10.013
281	28.474	2:11.156
45	29.875	2:11.594
87	37.537	2:12.329
37	43.254	2:15.690
261	44.041	2:15.765
243	45.598	2:12.718
50	47.913	2:13.978
56	51.779	2:18.292
274	52.179	2:17.647
96	52.891	2:18.422
84	59.469	2:21.225
888	1:08.699	2:21.499
29	1:15.745	2:07.437
524	1:16.070	2:06.237
141	1:16.335	2:06.568
46	1:20.666	2:07.780
41	1:26.241	2:11.222
58	1:36.223	2:14.352
18	1:40.312	2:15.686
52	1:47.432	2:18.063
155	1:50.038	2:19.612
28	1:50.123	2:16.664
42	1:51.997	2:20.762

#### LAP 4 @ 13:50:50.291

NO	BEHIND	LAP TIME
449		1:59.748
224	0.553	2:01.136
334	3.910	2:02.946
23	18.006	2:06.814
69	20.265	2:06.125
63	25.603	2:06.207
34	25.795	2:07.331
175	28.474	2:07.960
125	28.511	2:09.100
395	1 Lap	2:33.212

36	32.389	2:10.445
81	32.920	2:09.046
222	36.836	2:10.409
281	37.396	2:09.505
45	42.975	2:13.683
87	48.515	2:11.561
261	56.258	2:12.800
37	56.629	2:13.958
243	57.965	2:12.950
50	1:01.905	2:14.575
56	1:06.771	2:15.575
274	1:07.192	2:15.596
96	1:08.201	2:15.893
84	1:19.953	2:21.067
524	1:22.163	2:06.676
29	1:22.271	2:07.109
141	1:22.288	2:06.536
888	1:29.511	2:21.395
46	1:30.207	2:10.124
41	1:38.307	2:12.649
58	1:47.555	2:11.915
18	1:55.471	2:15.742

#### LAP 5 @ 13:52:51.289

NO	BEHIND	LAP TIME
449		2:00.998
224	0.447	2:00.892
334	7.484	2:04.572
155	1 Lap	2:20.448
52	1 Lap	2:23.942
42	1 Lap	2:22.172
28	1 Lap	2:28.924
23	23.842	2:06.834
69	24.813	2:05.546
63	31.184	2:06.579
34	31.545	2:06.748
175	35.318	2:07.842
125	36.448	2:08.935
81	40.255	2:08.333
36	42.795	2:11.404
281	47.108	2:10.710
222	48.618	2:12.780
45	54.186	2:12.209
87	57.942	2:10.425
395	1 Lap	2:30.671
261	1:08.671	2:13.411
243	1:09.338	2:12.371
37	1:11.669	2:16.038
50	1:14.692	2:13.785
274	1:20.893	2:14.699
56	1:23.654	2:17.881
96	1:24.241	2:17.038
141	1:26.886	2:05.596
29	1:27.293	2:06.020
524	1:27.315	2:06.150
46	1:38.662	2:09.453
84	1:39.509	2:20.554
41	1:50.668	2:13.359
888	1:51.657	2:23.144
58	1:58.717	2:12.160
18	2:10.469	2:15.996

# BMCRC - MRO Championships 2022 - Rnd 3 @ Snetterton 300

## BMCRC Rookie 600 & 1000

### RACE 5 - SECTOR ANALYSIS



SECTOR 1 = FL to I1, SECTOR 2 = I1 to FL, DIFF = Difference To Personal Best Lap, P = Crossed Finish Line in Pit Lane, D = Time Disallowed

P1		449	1000	Luke WALLINGTON	Yamaha R1 4C8 - BW Bespoke Developments Ltd						
IDEAL LAP TIME :		1:59.748		BEST LAP TIME :		1:59.748		DIFFERENCE :		0.000	
LAP	SECTOR 1	SECTOR 2		LAP TIME	MPH	DIFF	TIME OF DAY				
1 -		40.501		2:08.536	83.15	8.788	13:44:44.982				
2 -	1:21.414	41.229		2:02.643 (3)	87.14	2.895	13:46:47.625				
3 -	1:22.590	40.328		2:02.918	86.95	3.170	13:48:50.543				
4 -	<b>1:19.987</b>	<b>39.761</b>		<b>1:59.748 (1)</b>	<b>89.25</b>		<b>13:50:50.291</b>				
5 -	1:20.772	40.226		2:00.998 (2)	88.33	1.250	13:52:51.289				

P2		224	1000	Lee HEALEY	Suzuki GSXR 1000R - F-Tech Fire & Electrical Ltd / Ark Joinery						
IDEAL LAP TIME :		2:00.705		BEST LAP TIME :		2:00.892		DIFFERENCE :		0.187	
LAP	SECTOR 1	SECTOR 2		LAP TIME	MPH	DIFF	TIME OF DAY				
1 -		40.871		2:09.068	82.80	8.176	13:44:45.514				
2 -	<b>1:20.805</b>	41.251		2:02.056 (3)	87.56	1.164	13:46:47.570				
3 -	1:21.418	40.720		2:02.138	87.50	1.246	13:48:49.708				
4 -	1:20.853	40.283		2:01.136 (2)	88.23	0.244	13:50:50.844				
5 -	1:20.992	<b>39.900</b>		<b>2:00.892 (1)</b>	<b>88.41</b>		<b>13:52:51.736</b>				

P3		334	1000	Anthony BRANDISH	Suzuki GSXR 1000 - BW bespoke developments ltd						
IDEAL LAP TIME :		2:02.080		BEST LAP TIME :		2:02.882		DIFFERENCE :		0.802	
LAP	SECTOR 1	SECTOR 2		LAP TIME	MPH	DIFF	TIME OF DAY				
1 -		40.961		2:08.205	83.36	5.323	13:44:44.651				
2 -	<b>1:21.480</b>	41.402		<b>2:02.882 (1)</b>	<b>86.97</b>		<b>13:46:47.533</b>				
3 -	1:23.122	<b>40.600</b>		2:03.722 (3)	86.38	0.840	13:48:51.255				
4 -	1:22.007	40.939		2:02.946 (2)	86.93	0.064	13:50:54.201				
5 -	1:22.009	42.563		2:04.572	85.79	1.690	13:52:58.773				

P4		23	1000	Harry HINCHCLIFFE	Kawasaki ZX10R - JDL Electrical						
IDEAL LAP TIME :		2:05.540		BEST LAP TIME :		2:05.540		DIFFERENCE :		0.000	
LAP	SECTOR 1	SECTOR 2		LAP TIME	MPH	DIFF	TIME OF DAY				
1 -		42.892		2:13.207	80.23	7.667	13:44:49.653				
2 -	<b>1:23.130</b>	<b>42.410</b>		<b>2:05.540 (1)</b>	<b>85.13</b>		<b>13:46:55.193</b>				
3 -	1:23.639	42.651		2:06.290 (2)	84.63	0.750	13:49:01.483				
4 -	1:24.355	42.459		2:06.814 (3)	84.28	1.274	13:51:08.297				
5 -	1:23.509	43.325		2:06.834	84.26	1.294	13:53:15.131				

P5		69	1000	Alfie COKER	Kawasaki ZX10R - Elmech Racing						
IDEAL LAP TIME :		2:04.593		BEST LAP TIME :		2:05.546		DIFFERENCE :		0.953	
LAP	SECTOR 1	SECTOR 2		LAP TIME	MPH	DIFF	TIME OF DAY				
1 -		42.702		2:15.870	78.66	10.324	13:44:52.316				
2 -	1:23.695	42.822		2:06.517	84.47	0.971	13:46:58.833				
3 -	1:23.290	<b>42.308</b>		2:05.598 (2)	85.09	0.052	13:49:04.431				
4 -	1:23.199	42.926		2:06.125 (3)	84.74	0.579	13:51:10.556				
5 -	<b>1:22.285</b>	43.261		<b>2:05.546 (1)</b>	<b>85.13</b>		<b>13:53:16.102</b>				

P6		63	1000	Riccardo BIGUZZI	BMW S1000RR - A&R Cars						
IDEAL LAP TIME :		2:06.035		BEST LAP TIME :		2:06.207		DIFFERENCE :		0.172	
LAP	SECTOR 1	SECTOR 2		LAP TIME	MPH	DIFF	TIME OF DAY				
1 -		43.206		2:16.140	78.50	9.933	13:44:52.586				
2 -	1:25.958	42.603		2:08.561	83.13	2.354	13:47:01.147				
3 -	1:25.509	43.031		2:08.540 (3)	83.14	2.333	13:49:09.687				
4 -	<b>1:23.590</b>	42.617		<b>2:06.207 (1)</b>	<b>84.68</b>		<b>13:51:15.894</b>				
5 -	1:24.134	<b>42.445</b>		2:06.579 (2)	84.43	0.372	13:53:22.473				

# BMCRC - MRO Championships 2022 - Rnd 3 @ Snetterton 300

## BMCRC Rookie 600 & 1000

### RACE 5 - SECTOR ANALYSIS



SECTOR 1 = FL to I1, SECTOR 2 = I1 to FL, DIFF = Difference To Personal Best Lap, P = Crossed Finish Line in Pit Lane, D = Time Disallowed

P7		34	1000	Ben CHEESEMAN	Kawasaki ZX10RR - BCH Services Kent Ltd		
IDEAL LAP TIME : 2:06.377		BEST LAP TIME : 2:06.589		DIFFERENCE : 0.212			
LAP	SECTOR 1	SECTOR 2	LAP TIME	MPH	DIFF	TIME OF DAY	
1 -		43.408	2:16.917	78.06	10.328	13:44:53.363	
2 -	1:24.255	<b>42.334</b>	<b>2:06.589 (1)</b>	<b>84.43</b>		<b>13:46:59.952</b>	
3 -	1:25.629	43.174	2:08.803	82.98	2.214	13:49:08.755	
4 -	<b>1:24.043</b>	43.288	2:07.331 (3)	83.93	0.742	13:51:16.086	
5 -	1:24.316	42.432	2:06.748 (2)	84.32	0.159	13:53:22.834	

P8		175	1000	Arlindo PESTANA	BMW S1000RR - Pep's racing		
IDEAL LAP TIME : 2:06.396		BEST LAP TIME : 2:07.048		DIFFERENCE : 0.652			
LAP	SECTOR 1	SECTOR 2	LAP TIME	MPH	DIFF	TIME OF DAY	
1 -		43.483	2:19.125	76.82	12.077	13:44:55.571	
2 -	<b>1:23.947</b>	43.101	<b>2:07.048 (1)</b>	<b>84.12</b>		<b>13:47:02.619</b>	
3 -	1:25.074	43.112	2:08.186	83.37	1.138	13:49:10.805	
4 -	1:24.088	43.872	2:07.960 (3)	83.52	0.912	13:51:18.765	
5 -	1:25.393	<b>42.449</b>	2:07.842 (2)	83.60	0.794	13:53:26.607	

P9		125	1000	Matthew CHAM	Kawasaki ZX10R - MFM Track Bikes		
IDEAL LAP TIME : 2:08.403		BEST LAP TIME : 2:08.727		DIFFERENCE : 0.324			
LAP	SECTOR 1	SECTOR 2	LAP TIME	MPH	DIFF	TIME OF DAY	
1 -		<b>42.900</b>	2:13.832	79.86	5.105	13:44:50.278	
2 -	<b>1:25.503</b>	43.224	<b>2:08.727 (1)</b>	<b>83.02</b>		<b>13:46:59.005</b>	
3 -	1:26.593	44.104	2:10.697	81.77	1.970	13:49:09.702	
4 -	1:25.685	43.415	2:09.100 (3)	82.78	0.373	13:51:18.802	
5 -	1:25.738	43.197	2:08.935 (2)	82.89	0.208	13:53:27.737	

P10		81	1000	Dan HARTLE	Yamaha R1 -		
IDEAL LAP TIME : 2:08.333		BEST LAP TIME : 2:08.333		DIFFERENCE : 0.000			
LAP	SECTOR 1	SECTOR 2	LAP TIME	MPH	DIFF	TIME OF DAY	
1 -		43.871	2:18.737	77.03	10.404	13:44:55.183	
2 -	1:25.990	43.771	2:09.761	82.36	1.428	13:47:04.944	
3 -	1:25.656	43.565	2:09.221 (3)	82.71	0.888	13:49:14.165	
4 -	1:25.371	43.675	2:09.046 (2)	82.82	0.713	13:51:23.211	
5 -	<b>1:25.039</b>	<b>43.294</b>	<b>2:08.333 (1)</b>	<b>83.28</b>		<b>13:53:31.544</b>	

P11		281	1000	Daniel FARLEY	Suzuki GSXR - F-TECH FIRE & ELECTRICAL LTD		
IDEAL LAP TIME : 2:09.505		BEST LAP TIME : 2:09.505		DIFFERENCE : 0.000			
LAP	SECTOR 1	SECTOR 2	LAP TIME	MPH	DIFF	TIME OF DAY	
1 -		43.926	2:20.567	76.03	11.062	13:44:57.013	
2 -	1:26.610	43.403	2:10.013 (2)	82.20	0.508	13:47:07.026	
3 -	1:27.665	43.491	2:11.156	81.49	1.651	13:49:18.182	
4 -	<b>1:26.253</b>	<b>43.252</b>	<b>2:09.505 (1)</b>	<b>82.53</b>		<b>13:51:27.687</b>	
5 -	1:27.241	43.469	2:10.710 (3)	81.76	1.205	13:53:38.397	

P12		222	1000	Daniel MERCER	Honda CBR1000RR - McLovin Racing		
IDEAL LAP TIME : 2:10.013		BEST LAP TIME : 2:10.013		DIFFERENCE : 0.000			
LAP	SECTOR 1	SECTOR 2	LAP TIME	MPH	DIFF	TIME OF DAY	
1 -		44.024	2:19.258	76.74	9.245	13:44:55.704	
2 -	1:26.863	44.138	2:11.001 (3)	81.58	0.988	13:47:06.705	
3 -	<b>1:26.235</b>	<b>43.778</b>	<b>2:10.013 (1)</b>	<b>82.20</b>		<b>13:49:16.718</b>	
4 -	1:26.352	44.057	2:10.409 (2)	81.95	0.396	13:51:27.127	
5 -	1:27.965	44.815	2:12.780	80.49	2.767	13:53:39.907	



# BMCRC - MRO Championships 2022 - Rnd 3 @ Snetterton 300

## BMCRC Rookie 600 & 1000

### RACE 5 - SECTOR ANALYSIS



SECTOR 1 = FL to I1, SECTOR 2 = I1 to FL, DIFF = Difference To Personal Best Lap, P = Crossed Finish Line in Pit Lane, D = Time Disallowed

P13 36 1000 Alan MORGAN		Suzuki GSXR 1000 - Little Duck Racing				
IDEAL LAP TIME : 2:08.114		BEST LAP TIME : 2:08.251		DIFFERENCE : 0.137		
LAP	SECTOR 1	SECTOR 2	LAP TIME	MPH	DIFF	TIME OF DAY
1 -		<b>42.806</b>	2:17.219	77.89	8.968	13:44:53.665
2 -	<b>1:25.308</b>	42.943	<b>2:08.251 (1)</b>	<b>83.33</b>		<b>13:47:01.916</b>
3 -	1:26.963	43.356	2:10.319 (2)	82.01	2.068	13:49:12.235
4 -	1:26.600	43.845	2:10.445 (3)	81.93	2.194	13:51:22.680
5 -	1:27.465	43.939	2:11.404	81.33	3.153	13:53:34.084

P14 45 1000 Glenn SMITH		Kawasaki ZX10R -				
IDEAL LAP TIME : 2:09.116		BEST LAP TIME : 2:09.116		DIFFERENCE : 0.000		
LAP	SECTOR 1	SECTOR 2	LAP TIME	MPH	DIFF	TIME OF DAY
1 -		44.111	2:22.427	75.04	13.311	13:44:58.873
2 -	<b>1:25.862</b>	<b>43.254</b>	<b>2:09.116 (1)</b>	<b>82.77</b>		<b>13:47:07.989</b>
3 -	1:27.102	44.492	2:11.594 (2)	81.22	2.478	13:49:19.583
4 -	1:29.231	44.452	2:13.683	79.95	4.567	13:51:33.266
5 -	1:26.911	45.298	2:12.209 (3)	80.84	3.093	13:53:45.475

P15 87 1000 Karl THOMPSON		Yamaha R1 -				
IDEAL LAP TIME : 2:10.425		BEST LAP TIME : 2:10.425		DIFFERENCE : 0.000		
LAP	SECTOR 1	SECTOR 2	LAP TIME	MPH	DIFF	TIME OF DAY
1 -		46.098	2:24.650	73.88	14.225	13:45:01.096
2 -	1:27.950	45.870	2:13.820	79.86	3.395	13:47:14.916
3 -	1:27.946	44.383	2:12.329 (3)	80.76	1.904	13:49:27.245
4 -	1:26.737	44.824	2:11.561 (2)	81.24	1.136	13:51:38.806
5 -	<b>1:26.569</b>	<b>43.856</b>	<b>2:10.425 (1)</b>	<b>81.94</b>		<b>13:53:49.231</b>

P16 261 1000 Roberto Di GREGORIO		Ducati 899 PANIGALE -				
IDEAL LAP TIME : 2:12.800		BEST LAP TIME : 2:12.800		DIFFERENCE : 0.000		
LAP	SECTOR 1	SECTOR 2	LAP TIME	MPH	DIFF	TIME OF DAY
1 -		45.534	2:25.427	73.49	12.627	13:45:01.873
2 -	1:30.571	45.540	2:16.111	78.52	3.311	13:47:17.984
3 -	1:29.086	46.679	2:15.765 (3)	78.72	2.965	13:49:33.749
4 -	<b>1:28.319</b>	<b>44.481</b>	<b>2:12.800 (1)</b>	<b>80.48</b>		<b>13:51:46.549</b>
5 -	1:28.424	44.987	2:13.411 (2)	80.11	0.611	13:53:59.960

P17 243 1000 Tony Le GALLEZ		Kawasaki ZX10R - Guttersnipe				
IDEAL LAP TIME : 2:12.371		BEST LAP TIME : 2:12.371		DIFFERENCE : 0.000		
LAP	SECTOR 1	SECTOR 2	LAP TIME	MPH	DIFF	TIME OF DAY
1 -		45.692	2:27.686	72.36	15.315	13:45:04.132
2 -	1:32.332	46.124	2:18.456	77.19	6.085	13:47:22.588
3 -	1:27.764	44.954	2:12.718 (2)	80.53	0.347	13:49:35.306
4 -	1:28.124	44.826	2:12.950 (3)	80.39	0.579	13:51:48.256
5 -	<b>1:27.672</b>	<b>44.699</b>	<b>2:12.371 (1)</b>	<b>80.74</b>		<b>13:54:00.627</b>

P18 37 1000 Adam DAVEY		BMW S1000RR -				
IDEAL LAP TIME : 2:13.606		BEST LAP TIME : 2:13.958		DIFFERENCE : 0.352		
LAP	SECTOR 1	SECTOR 2	LAP TIME	MPH	DIFF	TIME OF DAY
1 -		46.570	2:24.889	73.76	10.931	13:45:01.335
2 -	1:29.998	45.939	2:15.937 (3)	78.62	1.979	13:47:17.272
3 -	1:28.873	46.817	2:15.690 (2)	78.76	1.732	13:49:32.962
4 -	<b>1:28.659</b>	45.299	<b>2:13.958 (1)</b>	<b>79.78</b>		<b>13:51:46.920</b>
5 -	1:31.091	<b>44.947</b>	2:16.038	78.56	2.080	13:54:02.958

# BMCRC - MRO Championships 2022 - Rnd 3 @ Snetterton 300

## BMCRC Rookie 600 & 1000

### RACE 5 - SECTOR ANALYSIS



SECTOR 1 = FL to I1, SECTOR 2 = I1 to FL, DIFF = Difference To Personal Best Lap, P = Crossed Finish Line in Pit Lane, D = Time Disallowed

P19 50 1000 Jason PAES		Aprilia RSV4 -				
IDEAL LAP TIME : 2:13.656		BEST LAP TIME : 2:13.785		DIFFERENCE : 0.129		
LAP	SECTOR 1	SECTOR 2	LAP TIME	MPH	DIFF	TIME OF DAY
1 -		46.087	2:28.771	71.84	14.986	13:45:05.217
2 -	1:31.684	46.742	2:18.426	77.21	4.641	13:47:23.643
3 -	1:29.380	44.598	2:13.978 (2)	79.77	0.193	13:49:37.621
4 -	1:30.262	<b>44.313</b>	2:14.575 (3)	79.42	0.790	13:51:52.196
5 -	<b>1:29.343</b>	44.442	<b>2:13.785 (1)</b>	<b>79.88</b>		<b>13:54:05.981</b>

P20 274 1000 Stewart LATIMER		Suzuki GSXR1000 -				
IDEAL LAP TIME : 2:14.699		BEST LAP TIME : 2:14.699		DIFFERENCE : 0.000		
LAP	SECTOR 1	SECTOR 2	LAP TIME	MPH	DIFF	TIME OF DAY
1 -		46.374	2:29.602	71.44	14.903	13:45:06.048
2 -	1:31.628	46.564	2:18.192	77.34	3.493	13:47:24.240
3 -	1:31.556	46.091	2:17.647 (3)	77.64	2.948	13:49:41.887
4 -	1:30.334	45.262	2:15.596 (2)	78.82	0.897	13:51:57.483
5 -	<b>1:29.830</b>	<b>44.869</b>	<b>2:14.699 (1)</b>	<b>79.34</b>		<b>13:54:12.182</b>

P21 56 1000 Paul HARRIS		Kawasaki ZX10R - Neil Harris Racing				
IDEAL LAP TIME :		BEST LAP TIME : 2:15.575		DIFFERENCE :		
LAP	SECTOR 1	SECTOR 2	LAP TIME	MPH	DIFF	TIME OF DAY
1 -			2:27.457	72.48	11.882	13:45:03.903
2 -			2:19.292	76.73	3.717	13:47:23.195
3 -			2:18.292 (3)	77.28	2.717	13:49:41.487
4 -			<b>2:15.575 (1)</b>	<b>78.83</b>		<b>13:51:57.062</b>
5 -			2:17.881 (2)	77.51	2.306	13:54:14.943

P22 96 1000 Pete SCOTT		Suzuki GSXR750 - South Hill MOT Centre				
IDEAL LAP TIME : 2:15.893		BEST LAP TIME : 2:15.893		DIFFERENCE : 0.000		
LAP	SECTOR 1	SECTOR 2	LAP TIME	MPH	DIFF	TIME OF DAY
1 -		46.625	2:28.702	71.87	12.809	13:45:05.148
2 -	1:31.913	47.116	2:19.029	76.87	3.136	13:47:24.177
3 -	1:31.699	46.723	2:18.422 (3)	77.21	2.529	13:49:42.599
4 -	<b>1:30.303</b>	<b>45.590</b>	<b>2:15.893 (1)</b>	<b>78.65</b>		<b>13:51:58.492</b>
5 -	1:30.789	46.249	2:17.038 (2)	77.99	1.145	13:54:15.530

P23 141 600 Henry ROSS		Yamaha R6 -				
IDEAL LAP TIME : 2:05.596		BEST LAP TIME : 2:05.596		DIFFERENCE : 0.000		
LAP	SECTOR 1	SECTOR 2	LAP TIME	MPH	DIFF	TIME OF DAY
1 -		43.578	3:14.400	54.97	1:08.804	13:45:50.846
2 -	1:25.972	42.657	2:08.629	83.09	3.033	13:47:59.475
3 -	1:24.447	42.121	2:06.568 (3)	84.44	0.972	13:50:06.043
4 -	1:24.586	41.950	2:06.536 (2)	84.46	0.940	13:52:12.579
5 -	<b>1:23.939</b>	<b>41.657</b>	<b>2:05.596 (1)</b>	<b>85.09</b>		<b>13:54:18.175</b>

P24 29 600 Michael SHEPPHARD		Kawasaki ZX6R - RTR Performance, KRS Solutions				
IDEAL LAP TIME : 2:05.754		BEST LAP TIME : 2:06.020		DIFFERENCE : 0.266		
LAP	SECTOR 1	SECTOR 2	LAP TIME	MPH	DIFF	TIME OF DAY
1 -		44.377	3:11.865	55.70	1:05.845	13:45:48.311
2 -	1:25.898	43.807	2:09.705	82.40	3.685	13:47:58.016
3 -	1:24.979	42.458	2:07.437 (3)	83.86	1.417	13:50:05.453
4 -	<b>1:23.913</b>	43.196	2:07.109 (2)	84.08	1.089	13:52:12.562
5 -	1:24.179	<b>41.841</b>	<b>2:06.020 (1)</b>	<b>84.81</b>		<b>13:54:18.582</b>

# BMCRC - MRO Championships 2022 - Rnd 3 @ Snetterton 300

## BMCRC Rookie 600 & 1000

### RACE 5 - SECTOR ANALYSIS



SECTOR 1 = FL to I1, SECTOR 2 = I1 to FL, DIFF = Difference To Personal Best Lap, P = Crossed Finish Line in Pit Lane, D = Time Disallowed

P25 524 600		Callum PATON		Honda CBR600 RR -		
IDEAL LAP TIME : 2:05.999		BEST LAP TIME : 2:06.150		DIFFERENCE : 0.151		
LAP	SECTOR 1	SECTOR 2	LAP TIME	MPH	DIFF	TIME OF DAY
1 -		43.787	3:14.291	55.01	1:08.141	13:45:50.737
2 -	1:25.687	43.117	2:08.804	82.97	2.654	13:47:59.541
3 -	<b>1:24.184</b>	42.053	2:06.237 (2)	84.66	0.087	13:50:05.778
4 -	1:24.620	42.056	2:06.676 (3)	84.37	0.526	13:52:12.454
5 -	1:24.335	<b>41.815</b>	<b>2:06.150 (1)</b>	<b>84.72</b>		<b>13:54:18.604</b>

P26 46 600		Pete MARSH		Kawasaki ZX6R - Zipped Up Racing		
IDEAL LAP TIME : 2:07.716		BEST LAP TIME : 2:07.780		DIFFERENCE : 0.064		
LAP	SECTOR 1	SECTOR 2	LAP TIME	MPH	DIFF	TIME OF DAY
1 -		44.557	3:16.773	54.31	1:08.993	13:45:53.219
2 -	1:26.778	<b>42.597</b>	2:09.375 (2)	82.61	1.595	13:48:02.594
3 -	<b>1:25.119</b>	42.661	<b>2:07.780 (1)</b>	<b>83.64</b>		<b>13:50:10.374</b>
4 -	1:25.875	44.249	2:10.124	82.13	2.344	13:52:20.498
5 -	1:26.201	43.252	2:09.453 (3)	82.56	1.673	13:54:29.951

P27 84 1000		Colin McPHERSON		Kawasaki ZX10R -		
IDEAL LAP TIME : 2:20.070		BEST LAP TIME : 2:20.125		DIFFERENCE : 0.055		
LAP	SECTOR 1	SECTOR 2	LAP TIME	MPH	DIFF	TIME OF DAY
1 -		47.843	2:31.381	70.60	11.256	13:45:07.827
2 -	<b>1:32.586</b>	47.539	<b>2:20.125 (1)</b>	<b>76.27</b>		<b>13:47:27.952</b>
3 -	1:33.330	47.895	2:21.225	75.68	1.100	13:49:49.177
4 -	1:33.322	47.745	2:21.067 (3)	75.76	0.942	13:52:10.244
5 -	1:33.070	<b>47.484</b>	2:20.554 (2)	76.04	0.429	13:54:30.798

P28 41 600		Toby COOK		Triumph DAYTONA - Brixham Bodyworks		
IDEAL LAP TIME : 2:10.588		BEST LAP TIME : 2:11.014		DIFFERENCE : 0.426		
LAP	SECTOR 1	SECTOR 2	LAP TIME	MPH	DIFF	TIME OF DAY
1 -		44.566	3:17.267	54.18	1:06.253	13:45:53.713
2 -	1:27.049	<b>43.965</b>	<b>2:11.014 (1)</b>	<b>81.57</b>		<b>13:48:04.727</b>
3 -	<b>1:26.623</b>	44.599	2:11.222 (2)	81.45	0.208	13:50:15.949
4 -	1:27.742	44.907	2:12.649 (3)	80.57	1.635	13:52:28.598
5 -	1:27.464	45.895	2:13.359	80.14	2.345	13:54:41.957

P29 888 1000		Paul FAGG		Yamaha R1 4C8 -		
IDEAL LAP TIME : 2:21.395		BEST LAP TIME : 2:21.395		DIFFERENCE : 0.000		
LAP	SECTOR 1	SECTOR 2	LAP TIME	MPH	DIFF	TIME OF DAY
1 -		47.594	2:32.043	70.29	10.648	13:45:08.489
2 -	1:40.297	48.122	2:28.419	72.01	7.024	13:47:36.908
3 -	1:34.013	47.486	2:21.499 (2)	75.53	0.104	13:49:58.407
4 -	<b>1:33.956</b>	<b>47.439</b>	<b>2:21.395 (1)</b>	<b>75.59</b>		<b>13:52:19.802</b>
5 -	1:34.901	48.243	2:23.144 (3)	74.66	1.749	13:54:42.946

P30 58 600		Paul NICHOLAS		Yamaha YZF R6 - Harris Autos Repairs		
IDEAL LAP TIME : 2:11.757		BEST LAP TIME : 2:11.915		DIFFERENCE : 0.158		
LAP	SECTOR 1	SECTOR 2	LAP TIME	MPH	DIFF	TIME OF DAY
1 -		<b>43.949</b>	3:18.220	53.92	1:06.305	13:45:54.666
2 -	1:32.150	44.763	2:16.913	78.06	4.998	13:48:11.579
3 -	1:29.194	45.158	2:14.352 (3)	79.55	2.437	13:50:25.931
4 -	1:27.918	43.997	<b>2:11.915 (1)</b>	<b>81.02</b>		<b>13:52:37.846</b>
5 -	<b>1:27.808</b>	44.352	2:12.160 (2)	80.87	0.245	13:54:50.006

# BMCRC - MRO Championships 2022 - Rnd 3 @ Snetterton 300

## BMCRC Rookie 600 & 1000

### RACE 5 - SECTOR ANALYSIS



SECTOR 1 = FL to I1, SECTOR 2 = I1 to FL, DIFF = Difference To Personal Best Lap, P = Crossed Finish Line in Pit Lane, D = Time Disallowed

P31 18 600 Graeme COE		Yamaha R6 -				
IDEAL LAP TIME : 2:15.496		BEST LAP TIME : 2:15.686		DIFFERENCE : 0.190		
LAP	SECTOR 1	SECTOR 2	LAP TIME	MPH	DIFF	TIME OF DAY
1 -		45.872	3:20.723	53.24	1:05.037	13:45:57.169
2 -	1:31.058	46.107	2:17.165	77.92	1.479	13:48:14.334
3 -	<b>1:29.908</b>	45.778	<b>2:15.686 (1)</b>	<b>78.77</b>		<b>13:50:30.020</b>
4 -	1:30.154	<b>45.588</b>	2:15.742 (2)	78.73	0.056	13:52:45.762
5 -	1:30.321	45.675	2:15.996 (3)	78.59	0.310	13:55:01.758

P32 155 600 Eliot SMITH		Honda CBR600RR - Pro-Moto Europe Ltd				
IDEAL LAP TIME : 2:19.612		BEST LAP TIME : 2:19.612		DIFFERENCE : 0.000		
LAP	SECTOR 1	SECTOR 2	LAP TIME	MPH	DIFF	TIME OF DAY
1 -		46.733	3:22.616	52.75	1:03.004	13:45:59.062
2 -	1:34.325	46.747	2:21.072 (3)	75.76	1.460	13:48:20.134
3 -	<b>1:33.006</b>	<b>46.606</b>	<b>2:19.612 (1)</b>	<b>76.55</b>		<b>13:50:39.746</b>
4 -	1:33.388	47.060	2:20.448 (2)	76.09	0.836	13:53:00.194

P33 52 600 Spencer CARRINGTON		Yamaha R6 - seton tuning				
IDEAL LAP TIME : 2:18.063		BEST LAP TIME : 2:18.063		DIFFERENCE : 0.000		
LAP	SECTOR 1	SECTOR 2	LAP TIME	MPH	DIFF	TIME OF DAY
1 -		46.044	3:23.321	52.56	1:05.258	13:45:59.767
2 -	1:33.416	45.894	2:19.310 (2)	76.72	1.247	13:48:19.077
3 -	<b>1:32.271</b>	<b>45.792</b>	<b>2:18.063 (1)</b>	<b>77.41</b>		<b>13:50:37.140</b>
4 -	1:36.208	47.734	2:23.942 (3)	74.25	5.879	13:53:01.082

P34 42 600 Kai EVANS		Kawasaki ZX6R - CBS Ltd Construction and Engineering				
IDEAL LAP TIME : 2:20.612		BEST LAP TIME : 2:20.762		DIFFERENCE : 0.150		
LAP	SECTOR 1	SECTOR 2	LAP TIME	MPH	DIFF	TIME OF DAY
1 -		<b>46.824</b>	3:23.469	52.52	1:02.707	13:45:59.915
2 -	1:34.137	46.891	2:21.028 (2)	75.78	0.266	13:48:20.943
3 -	<b>1:33.788</b>	46.974	<b>2:20.762 (1)</b>	<b>75.93</b>		<b>13:50:41.705</b>
4 -	1:34.235	47.937	2:22.172 (3)	75.17	1.410	13:53:03.877

P35 28 600 Craig BICKNELL		Yamaha R6 - On Point Security LTD				
IDEAL LAP TIME : 2:12.671		BEST LAP TIME : 2:16.664		DIFFERENCE : 3.993		
LAP	SECTOR 1	SECTOR 2	LAP TIME	MPH	DIFF	TIME OF DAY
1 -		46.682	3:29.749	50.95	1:13.085	13:46:06.195
2 -	1:31.026	45.946	2:16.972 (2)	78.03	0.308	13:48:23.167
3 -	1:31.264	<b>45.400</b>	<b>2:16.664 (1)</b>	<b>78.20</b>		<b>13:50:39.831</b>
4 -	<b>1:27.271</b>	1:01.653	2:28.924 (3)	71.76	12.260	13:53:08.755

P36 395 600 William NICHOLLS		Yamaha R6 - Will Nicholls Farriery				
IDEAL LAP TIME : 2:30.311		BEST LAP TIME : 2:30.671		DIFFERENCE : 0.360		
LAP	SECTOR 1	SECTOR 2	LAP TIME	MPH	DIFF	TIME OF DAY
1 -		<b>51.180</b>	3:36.664	49.33	1:05.993	13:46:13.110
2 -	1:40.989	51.818	2:32.807 (2)	69.94	2.136	13:48:45.917
3 -	1:40.426	52.786	2:33.212 (3)	69.76	2.541	13:51:19.129
4 -	<b>1:39.131</b>	51.540	<b>2:30.671 (1)</b>	<b>70.93</b>		<b>13:53:49.800</b>

P37 120 600 James GOWER		Yamaha R6 - TeamRubyRacing				
IDEAL LAP TIME :		BEST LAP TIME :		DIFFERENCE :		
LAP	SECTOR 1	SECTOR 2	LAP TIME	MPH	DIFF	TIME OF DAY
1 -		<b>44.752</b>	3:15.126	54.77		13:45:51.572

# BMCRC - MRO Championships 2022 - Rnd 3 @ Snetterton 300

## BMCRC Rookie 600 & 1000

### RACE 5 - SECTOR ANALYSIS



SECTOR 1 = FL to I1, SECTOR 2 = I1 to FL, DIFF = Difference To Personal Best Lap, P = Crossed Finish Line in Pit Lane, D = Time Disallowed

P38 177 600		Calogero LAURICELLA		Kawasaki ZX-6R -		
IDEAL LAP TIME :		BEST LAP TIME :		DIFFERENCE :		
LAP	SECTOR 1	SECTOR 2	LAP TIME	MPH	DIFF	TIME OF DAY
1 -		<b>44.499</b>	3:17.157	54.21		13:45:53.603

# BMCRC - MRO Championships 2022 - Rnd 3 @ Snetterton 300

## BMCRC Rookie 600 & 1000

### RACE 5 - BEST SECTORS

SECTOR 1				SECTOR 2				IDEAL / BEST COMPARISON				
POS	NO	NAME	TIME	NO	NAME	TIME	POS	NO	NAME	IDEAL	BEST	DIFF
									<b>PERFECT LAP</b>	<b>1:59.748</b>		
1	449	WALLINGTON	1:19.987	449	WALLINGTON	39.761	1	449	WALLINGTON	1:59.748	1:59.748	0.000
2	224	HEALEY	1:20.805	224	HEALEY	39.900	2	224	HEALEY	2:00.705	2:00.892	0.187
3	334	BRANDISH	1:21.480	334	BRANDISH	40.600	3	334	BRANDISH	2:02.080	2:02.882	0.802
4	69	COKER	1:22.285	141	ROSS	41.657	4	69	COKER	2:04.593	2:05.546	0.953
5	23	HINCHCLIFFE	1:23.130	524	PATON	41.815	5	23	HINCHCLIFFE	2:05.540	2:05.540	0.000
6	63	BIGUZZI	1:23.590	29	SHEPPHARD	41.841	6	141	ROSS	2:05.596	2:05.596	0.000
7	29	SHEPPHARD	1:23.913	69	COKER	42.308	7	29	SHEPPHARD	2:05.754	2:06.020	0.266
8	141	ROSS	1:23.939	34	CHEESEMAN	42.334	8	524	PATON	2:05.999	2:06.150	0.151
9	175	PESTANA	1:23.947	23	HINCHCLIFFE	42.410	9	63	BIGUZZI	2:06.035	2:06.207	0.172
10	34	CHEESEMAN	1:24.043	63	BIGUZZI	42.445	10	34	CHEESEMAN	2:06.377	2:06.589	0.212
11	524	PATON	1:24.184	175	PESTANA	42.449	11	175	PESTANA	2:06.396	2:07.048	0.652
12	81	HARTLE	1:25.039	46	MARSH	42.597	12	46	MARSH	2:07.716	2:07.780	0.064
13	46	MARSH	1:25.119	36	MORGAN	42.806	13	36	MORGAN	2:08.114	2:08.251	0.137
14	36	MORGAN	1:25.308	125	CHAM	42.900	14	81	HARTLE	2:08.333	2:08.333	0.000
15	125	CHAM	1:25.503	281	FARLEY	43.252	15	125	CHAM	2:08.403	2:08.727	0.324
16	45	SMITH	1:25.862	45	SMITH	43.254	16	45	SMITH	2:09.116	2:09.116	0.000
17	222	MERCER	1:26.235	81	HARTLE	43.294	17	281	FARLEY	2:09.505	2:09.505	0.000
18	281	FARLEY	1:26.253	222	MERCER	43.778	18	222	MERCER	2:10.013	2:10.013	0.000
19	87	THOMPSON	1:26.569	87	THOMPSON	43.856	19	87	THOMPSON	2:10.425	2:10.425	0.000
20	41	COOK	1:26.623	58	NICHOLAS	43.949	20	41	COOK	2:10.588	2:11.014	0.426
21	28	BICKNELL	1:27.271	41	COOK	43.965	21	58	NICHOLAS	2:11.757	2:11.915	0.158
22	243	GALLEZ	1:27.672	50	PAES	44.313	22	243	GALLEZ	2:12.371	2:12.371	0.000
23	58	NICHOLAS	1:27.808	261	GREGORIO	44.481	23	28	BICKNELL	2:12.671	2:16.664	3.993
24	261	GREGORIO	1:28.319	177	LAURICELLA	44.499	24	261	GREGORIO	2:12.800	2:12.800	0.000
25	37	DAVEY	1:28.659	243	GALLEZ	44.699	25	37	DAVEY	2:13.606	2:13.958	0.352
26	50	PAES	1:29.343	120	GOWER	44.752	26	50	PAES	2:13.656	2:13.785	0.129
27	274	LATIMER	1:29.830	274	LATIMER	44.869	27	274	LATIMER	2:14.699	2:14.699	0.000
28	18	COE	1:29.908	37	DAVEY	44.947	28	18	COE	2:15.496	2:15.686	0.190
29	96	SCOTT	1:30.303	28	BICKNELL	45.400	29	96	SCOTT	2:15.893	2:15.893	0.000
30	52	CARRINGTON	1:32.271	18	COE	45.588	30	52	CARRINGTON	2:18.063	2:18.063	0.000
31	84	McPHERSON	1:32.586	96	SCOTT	45.590	31	155	SMITH	2:19.612	2:19.612	0.000
32	155	SMITH	1:33.006	52	CARRINGTON	45.792	32	84	McPHERSON	2:20.070	2:20.125	0.055
33	42	EVANS	1:33.788	155	SMITH	46.606	33	42	EVANS	2:20.612	2:20.762	0.150
34	888	FAGG	1:33.956	42	EVANS	46.824	34	888	FAGG	2:21.395	2:21.395	0.000
35	395	NICHOLLS	1:39.131	888	FAGG	47.439	35	395	NICHOLLS	2:30.311	2:30.671	0.360
36				84	McPHERSON	47.484	36	177	LAURICELLA			
37				395	NICHOLLS	51.180	37	120	GOWER			
38							38	56	HARRIS		2:15.575	

# BMCRC - MRO Championships 2022 - Rnd 3 @ Snetterton 300

## BMCRC Rookie 600 & 1000

### RACE 5 - STATISTICS

**Competitors Started** 38  
**Planned Start** 2022-05-07 @ 13:10:00.000  
**Actual Start** 2022-05-07 @ 13:42:36.445  
**Finish Time** 2022-05-07 @ 13:52:51.288  
**Track Length** 2.9689mi.  
**Total Laps** 177  
**Total Distance Covered** 525.4973mi.

#### Session Fastest Lap History

NO	CL	NAME	LAP TIME	TIME OF DAY	LAP	VEHICLE
334	1000	Anthony BRANDISH	2:02.882	13:46:47.534	2	Suzuki GSXR 1000
224	1000	Lee HEALEY	2:02.056	13:46:47.570	2	Suzuki GSXR 1000R
449	1000	Luke WALLINGTON	1:59.748	13:50:50.294	4	Yamaha R1 4C8

#### Session Leader History

NO	CL	NAME	FROM LAP	LAPS LED	DISTANCE	VEHICLE
334	1000	Anthony BRANDISH	1	2	5.93 miles	Suzuki GSXR 1000
224	1000	Lee HEALEY	3	1	2.96 miles	Suzuki GSXR 1000R
449	1000	Luke WALLINGTON	4	2	5.93 miles	Yamaha R1 4C8

#### Flag History

TYPE	TIME OF DAY
GREEN	13:42:36.445
FINISH	13:52:51.288

#### Flag Statistics

TYPE	COUNT	TOTAL LAPS	TOTAL TIME
Green	1	5	12:31.255
Red	0	0	0.000
Safety Car	0	0	0.000
FCY	0	0	0.000

# BMCRC - MRO Championships 2022 - Rnd 3 @ Snetterton 300

## BMCRC Rookie 600 & 1000

### RACE 5 - STATISTICS

**CLASS : 1000**

24 Starters

#### Fastest Lap History

NO	NAME	LAP TIME	TIME OF DAY	LAP	VEHICLE
334	Anthony BRANDISH	<b>2:02.882</b>	13:46:47.534	2	Suzuki GSXR 1000
224	Lee HEALEY	<b>2:02.056</b>	13:46:47.570	2	Suzuki GSXR 1000R
449	Luke WALLINGTON	<b>1:59.748</b>	13:50:50.294	4	Yamaha R1 4C8

#### Leader History

NO	NAME	FROM LAP	LAPS LED	DISTANCE	VEHICLE
334	Anthony BRANDISH	1	2	5.93 miles	Suzuki GSXR 1000
224	Lee HEALEY	3	1	2.96 miles	Suzuki GSXR 1000R
449	Luke WALLINGTON	4	2	5.93 miles	Yamaha R1 4C8



# BMCRC - MRO Championships 2022 - Rnd 3 @ Snetterton 300

## BMCRC Rookie 600 & 1000

### RACE 5 - STATISTICS

CLASS : 600

14 Starters

#### Fastest Lap History

NO	NAME	LAP TIME	TIME OF DAY	LAP	VEHICLE
29	Michael SHEPPHARD	2:09.705	13:47:58.020	2	Kawasaki ZX6R
141	Henry ROSS	2:08.629	13:47:59.492	2	Yamaha R6
29	Michael SHEPPHARD	2:07.437	13:50:05.457	3	Kawasaki ZX6R
524	Callum PATON	2:06.237	13:50:05.779	3	Honda CBR600 RR
141	Henry ROSS	2:05.596	13:54:18.192	5	Yamaha R6

#### Leader History

NO	NAME	FROM LAP	LAPS LED	DISTANCE	VEHICLE
29	Michael SHEPPHARD	1	3	8.90 miles	Kawasaki ZX6R
524	Callum PATON	4	1	2.96 miles	Honda CBR600 RR
141	Henry ROSS	5	1	2.96 miles	Yamaha R6

# BMCRC - MRO Championships 2022 - Rnd 3 @ Snetterton 300

## BMCRC Rookie 600 & 1000

### RACE 15 - GRID (5 Laps)



CONTRACTORS LTD

ROW 14	42	24	Mark STRUTT	41	177	Calogero LAURICELLA	40	395	William NICHOLLS	2:30.671
ROW 13				39	42	Kai EVANS	38	155	Eliot SMITH	2:20.762 2:19.612 2:18.063
ROW 12				36	28	Craig BICKNELL	35	120	James GOWER	2:16.664 2:15.686
ROW 11				33	58	Paul NICHOLAS	32	41	Toby COOK	2:11.915 2:11.014 2:07.780
ROW 10				30	524	Callum PATON	29	29	Michael SHEPPHARD	2:06.150 2:06.020 2:05.596
ROW 9				27			26			
ROW 8				24	888	Paul FAGG	23	84	Colin McPHERSON	2:21.395 2:20.125 2:15.893
ROW 7				21	56	Paul HARRIS	20	274	Stewart LATIMER	2:15.575 2:14.699 2:13.958
ROW 6				18	50	Jason PAES	17	261	Roberto Di GREGORIO	2:13.785 2:12.800 2:12.371
ROW 5				15	87	Karl THOMPSON	14	222	Daniel MERCER	2:10.425 2:10.013 2:09.505
ROW 4				12	45	Glenn SMITH	11	125	Matthew CHAM	2:09.116 2:08.727 2:08.333
ROW 3				9	36	Alan MORGAN	8	175	Arlindo PESTANA	2:08.251 2:07.048 2:06.589
ROW 2				6	63	Riccardo BIGUZZI	5	69	Alfie COKER	2:06.207 2:05.546 2:05.540
ROW 1				3	334	Anthony BRANDISH	2	224	Lee HEALEY	2:02.882 2:00.892 1:59.748
										<b>Pole</b>

Snetterton 300: 2.9689 miles

These results are provisional until the conclusion of any judicial and technical matters.

Clerk Of Course :	Stewards :	Timekeeper : Craig Smith
-------------------	------------	--------------------------

Results can be found at [www.tsl-timing.com](http://www.tsl-timing.com)

Printed - 14:00 Saturday, 07 May 2022



# BMCRC - MRO Championships 2022 - Rnd 3 @ Snetterton 300

## BMCRC Rookie 600 & 1000

### RACE 15 - CLASSIFICATION



CONTRACTORS LTD

POS	NO	CL	PIC NAME	ENTRY	LAPS	TIME	GAP	DIFF	MPH	BEST	ON
1	449	1000	1 Luke WALLINGTON	Yamaha R1 4C8 - BW Bespoke Developments Ltd	5	10:17.593			86.53	2:02.100	5
2	334	1000	2 Anthony BRANDISH	Suzuki GSXR 1000 - BW bespoke developments ltd	5	10:26.943	9.350	9.350	85.23	2:03.497	5
3	224	1000	3 Lee HEALEY	Suzuki GSXR 1000R - F-Tech Fire & Electrical Ltd /	5	10:27.378	9.785	0.435	85.18	2:03.030	5
4	69	1000	4 Alfie COKER	Kawasaki ZX10R - Elmech Racing	5	10:32.302	14.709	4.924	84.51	2:04.693	4
5	23	1000	5 Harry HINCHCLIFFE	Kawasaki ZX10R - JDL Electrical	5	10:34.058	16.465	1.756	84.28	2:04.874	3
6	34	1000	6 Ben CHEESEMAN	Kawasaki ZX10RR - BCH Services Kent Ltd	5	10:46.898	29.305	12.840	82.61	2:08.022	4
7	175	1000	7 Arlindo PESTANA	BMW S1000RR - Pep's racing	5	10:50.896	33.303	3.998	82.10	2:06.190	5
8	63	1000	8 Riccardo BIGUZZI	BMW S1000RR - A&R Cars	5	10:51.389	33.796	0.493	82.04	2:07.278	5
9	125	1000	9 Matthew CHAM	Kawasaki ZX10R - MFM Track Bikes	5	10:55.407	37.814	4.018	81.53	2:07.976	4
10	87	1000	10 Karl THOMPSON	Yamaha R1 -	5	10:57.743	40.150	2.336	81.24	2:07.139	5
11	81	1000	11 Dan HARTLE	Yamaha R1 -	5	10:58.697	41.104	0.954	81.13	2:08.028	5
12	36	1000	12 Alan MORGAN	Suzuki GSXR 1000 - Little Duck Racing	5	10:58.909	41.316	0.212	81.10	2:08.887	4
13	281	1000	13 Daniel FARLEY	Suzuki GSXR - F-TECH FIRE & ELECTRICAL LTD	5	11:00.063	42.470	1.154	80.96	2:09.998	2
14	50	1000	14 Jason PAES	Aprilia RSV4 -	5	11:12.901	55.308	12.838	79.41	2:11.512	4
15	243	1000	15 Tony Le GALLEZ	Kawasaki ZX10R - Guttersnipe	5	11:20.116	1:02.523	7.215	78.57	2:12.536	2
16	37	1000	16 Adam DAVEY	BMW S1000RR -	5	11:26.333	1:08.740	6.217	77.86	2:14.587	3
17	45	1000	17 Glenn SMITH	Kawasaki ZX10R -	5	11:26.545	1:08.952	0.212	77.83	2:11.370	3
18	96	1000	18 Pete SCOTT	Suzuki GSXR750 - South Hill MOT Centre	5	11:27.050	1:09.457	0.505	77.78	2:13.956	3
19	524	600	1 Callum PATON	Honda CBR600 RR -	5	11:27.660	1:10.067	0.610	77.71	2:04.622	4
20	222	1000	19 Daniel MERCER	Honda CBR1000RR - McLovin Racing	5	11:29.264	1:11.671	1.604	77.53	2:10.825	3
21	29	600	2 Michael SHEPPHARD	Kawasaki ZX6R - RTR Performance, KRS Solutions	5	11:32.591	1:14.998	3.327	77.16	2:05.169	3
22	261	1000	20 Roberto Di GREGORIO	Ducati 899 PANIGALE -	5	11:35.199	1:17.606	2.608	76.87	2:12.225	2
23	141	600	3 Henry ROSS	Yamaha R6 -	5	11:36.300	1:18.707	1.101	76.74	2:05.717	5
24	274	1000	21 Stewart LATIMER	Suzuki GSXR1000 -	5	11:37.135	1:19.542	0.835	76.65	2:15.210	5
25	46	600	4 Pete MARSH	Kawasaki ZX6R - Zipped Up Racing	5	11:38.766	1:21.173	1.631	76.47	2:05.809	2
26	56	1000	22 Paul HARRIS	Kawasaki ZX10R - Neil Harris Racing	5	11:45.032	1:27.439	6.266	75.79	2:18.406	3
27	888	1000	23 Paul FAGG	Yamaha R1 4C8 -	5	11:54.366	1:36.773	9.334	74.80	2:20.053	3
28	58	600	5 Paul NICHOLAS	Yamaha YZF R6 - Harris Autos Repairs	5	11:59.466	1:41.873	5.100	74.27	2:09.578	5
29	41	600	6 Toby COOK	Triumph DAYTONA - Brixham Bodyworks	5	12:03.659	1:46.066	4.193	73.84	2:11.804	4
30	84	1000	24 Colin McPHERSON	Kawasaki ZX10R -	5	12:04.929	1:47.336	1.270	73.71	2:23.016	5
31	18	600	7 Graeme COE	Yamaha R6 -	5	12:24.981	2:07.388	20.052	71.73	2:15.757	3
32	52	600	8 Spencer CARRINGTON	Yamaha R6 - seton tuning	4	10:34.279	1 Lap	1 Lap	67.40	2:19.536	4
33	155	600	9 Eliot SMITH	Honda CBR600RR - Pro-Moto Europe Ltd	4	10:36.231	1 Lap	1.952	67.19	2:21.075	4
34	395	600	10 William NICHOLLS	Yamaha R6 - Will Nicholls Farriery	4	11:14.731	1 Lap	38.500	63.36	2:31.201	4

#### FASTEST LAP

449	1000	Luke WALLINGTON	Yamaha R1 4C8 - BW Bespoke Developments Ltd	5	2:02.100	87.53 mph	140.87 kph
524	600	Callum PATON	Honda CBR600 RR -	4	2:04.622	85.76 mph	138.02 kph

Class 1000 - 92.5% of Race Speed = 80.04 mph

Class 600 - 92.5% of Race Speed = 71.88 mph

Weather / Track : Bright / Dry

These results are provisional until the conclusion of any judicial and technical matters.

Race Distance: 5 Laps / 14.84 miles

Snetterton 300: 2.9689 miles

Date: 07/05/2022 Start: 17:05 Finish: 17:15

Clerk Of Course :	Stewards :	Timekeeper : Craig Smith
-------------------	------------	--------------------------

Results can be found at [www.tsl-timing.com](http://www.tsl-timing.com)

Printed - 17:18 Saturday, 07 May 2022



# BMCRC - MRO Championships 2022 - Rnd 3 @ Snetterton 300

## BMCRC Rookie 600 & 1000

### RACE 15 - LAP CHART

LAP 1 @ 17:07:33.863		
NO	BEHIND	LAP TIME

449		2:07.182
334	1.845	2:09.027
69	4.029	2:11.211
224	4.525	2:11.707
23	5.420	2:12.602
34	6.749	2:13.931
63	10.156	2:17.338
281	10.732	2:17.914
125	12.069	2:19.251
36	12.501	2:19.683
222	12.859	2:20.041
175	13.430	2:20.612
81	14.346	2:21.528
87	15.906	2:23.088
45	15.922	2:23.104
243	16.497	2:23.679
50	16.723	2:23.905
96	17.914	2:25.096
261	18.544	2:25.726
37	18.726	2:25.908
56	20.857	2:28.039
84	22.525	2:29.707
274	22.669	2:29.851
888	23.086	2:30.268
524	59.624	3:06.806
29	1:00.946	3:08.128
46	1:01.333	3:08.515
141	1:02.767	3:09.949
41	1:07.498	3:14.680
58	1:09.753	3:16.935
18	1:13.088	3:20.270
155	1:15.521	3:22.703
52	1:16.628	3:23.810
395	1:27.493	3:34.675

LAP 2 @ 17:09:36.578		
NO	BEHIND	LAP TIME

449		2:02.715
334	3.541	2:04.411
69	6.583	2:05.269
224	7.116	2:05.306
23	7.658	2:04.953
34	12.378	2:08.344
63	16.596	2:09.155
281	18.015	2:09.998
175	19.324	2:08.609
36	19.535	2:09.749
125	19.991	2:10.637
222	21.818	2:11.674
81	22.341	2:10.710
87	24.576	2:11.385
45	24.640	2:11.433
243	26.318	2:12.536
50	26.533	2:12.525
261	28.054	2:12.225
96	30.130	2:14.931
37	31.492	2:15.481
56	37.115	2:18.973
274	37.841	2:17.887
888	43.280	2:22.909
84	44.079	2:24.269
524	1:02.654	2:05.745
29	1:04.040	2:05.809

46	1:04.427	2:05.809
141	1:07.454	2:07.402
41	1:16.695	2:11.912
58	1:19.010	2:11.972
18	1:26.552	2:16.179
52	1:34.533	2:20.620
155	1:41.083	2:28.277
395	1:59.349	2:34.571

LAP 3 @ 17:11:39.544		
NO	BEHIND	LAP TIME

449		2:02.966
334	5.506	2:04.931
224	7.398	2:03.248
69	8.764	2:05.147
23	9.566	2:04.874
34	17.624	2:08.212
63	22.937	2:09.307
175	23.772	2:07.414
125	25.424	2:08.399
281	26.758	2:11.709
36	27.108	2:10.539
81	28.611	2:09.236
222	29.677	2:10.825
87	29.873	2:08.263
45	33.044	2:11.370
50	35.312	2:11.745
261	38.612	2:13.524
243	39.525	2:16.173
96	41.120	2:13.956
37	43.113	2:14.587
56	52.555	2:18.406
274	53.083	2:18.208
888	1:00.367	2:20.053
84	1:04.458	2:23.345
524	1:05.058	2:05.370
29	1:06.243	2:05.169
46	1:09.691	2:08.230
141	1:10.626	2:06.138
41	1:25.914	2:12.185
58	1:26.268	2:10.224
18	1:39.343	2:15.757
52	2:01.880	2:30.313
155	2:02.293	2:24.176

LAP 4 @ 17:13:42.174		
NO	BEHIND	LAP TIME

449		2:02.630
334	7.953	2:05.077
224	8.855	2:04.087
69	10.827	2:04.693
23	12.393	2:05.457
34	23.016	2:08.022
395	1 Lap	2:34.284
63	28.618	2:08.311
175	29.213	2:08.071
125	30.770	2:07.976
36	33.365	2:08.887
281	34.520	2:10.392
87	35.111	2:07.868
81	35.176	2:09.195
50	44.194	2:11.512
243	52.011	2:15.116
45	54.123	2:23.709
37	56.164	2:15.681

96	56.918	2:18.428
222	58.732	2:31.685
261	1:04.188	2:28.206
274	1:06.432	2:15.979
524	1:07.050	2:04.622
56	1:09.450	2:19.525
29	1:09.938	2:06.325
141	1:15.090	2:07.094
46	1:15.114	2:08.053
888	1:17.878	2:20.141
84	1:26.420	2:24.592
58	1:34.395	2:10.757
41	1:35.088	2:11.804
18	1:53.269	2:16.556

LAP 5 @ 17:15:44.274		
NO	BEHIND	LAP TIME

449		2:02.100
334	9.350	2:03.497
224	9.785	2:03.030
69	14.709	2:05.982
23	16.465	2:06.172
52	1 Lap	2:19.536
155	1 Lap	2:21.075
34	29.305	2:08.389
175	33.303	2:06.190
63	33.796	2:07.278
125	37.814	2:09.144
87	40.150	2:07.139
81	41.104	2:08.028
36	41.316	2:10.051
281	42.470	2:10.050
50	55.308	2:13.214
395	1 Lap	2:31.201
243	1:02.523	2:12.612
37	1:08.740	2:14.676
45	1:08.952	2:16.929
96	1:09.457	2:14.639
524	1:10.067	2:05.117
222	1:11.671	2:15.039
29	1:14.998	2:07.160
261	1:17.606	2:15.518
141	1:18.707	2:05.717
274	1:19.542	2:15.210
46	1:21.173	2:08.159
56	1:27.439	2:20.089
888	1:36.773	2:20.995
58	1:41.873	2:09.578
41	1:46.066	2:13.078
84	1:47.336	2:23.016
18	2:07.388	2:16.219

# BMCRC - MRO Championships 2022 - Rnd 3 @ Snetterton 300

## BMCRC Rookie 600 & 1000

### RACE 15 - SECTOR ANALYSIS



SECTOR 1 = FL to I1, SECTOR 2 = I1 to FL, DIFF = Difference To Personal Best Lap, P = Crossed Finish Line in Pit Lane, D = Time Disallowed

P1		449	1000	Luke WALLINGTON	Yamaha R1 4C8 - BW Bespoke Developments Ltd			
IDEAL LAP TIME :		2:02.002	BEST LAP TIME :		2:02.100	DIFFERENCE :		0.098
LAP	SECTOR 1	SECTOR 2		LAP TIME	MPH	DIFF	TIME OF DAY	
1 -		41.060		2:07.182	84.03	5.082	17:07:33.863	
2 -	1:21.817	40.898		2:02.715 (3)	87.09	0.615	17:09:36.578	
3 -	1:22.091	40.875		2:02.966	86.91	0.866	17:11:39.544	
4 -	1:21.884	<b>40.746</b>		2:02.630 (2)	87.15	0.530	17:13:42.174	
5 -	<b>1:21.256</b>	40.844		<b>2:02.100 (1)</b>	<b>87.53</b>		<b>17:15:44.274</b>	

P2		334	1000	Anthony BRANDISH	Suzuki GSXR 1000 - BW bespoke developments ltd			
IDEAL LAP TIME :		2:03.432	BEST LAP TIME :		2:03.497	DIFFERENCE :		0.065
LAP	SECTOR 1	SECTOR 2		LAP TIME	MPH	DIFF	TIME OF DAY	
1 -		<b>41.076</b>		2:09.027	82.83	5.530	17:07:35.708	
2 -	1:22.969	41.442		2:04.411 (2)	85.90	0.914	17:09:40.119	
3 -	1:23.193	41.738		2:04.931 (3)	85.55	1.434	17:11:45.050	
4 -	1:23.505	41.572		2:05.077	85.45	1.580	17:13:50.127	
5 -	<b>1:22.356</b>	41.141		<b>2:03.497 (1)</b>	<b>86.54</b>		<b>17:15:53.624</b>	

P3		224	1000	Lee HEALEY	Suzuki GSXR 1000R - F-Tech Fire & Electrical Ltd / Ark Joinery			
IDEAL LAP TIME :		2:02.979	BEST LAP TIME :		2:03.030	DIFFERENCE :		0.051
LAP	SECTOR 1	SECTOR 2		LAP TIME	MPH	DIFF	TIME OF DAY	
1 -		42.100		2:11.707	81.14	8.677	17:07:38.388	
2 -	1:23.180	42.126		2:05.306	85.29	2.276	17:09:43.694	
3 -	<b>1:21.957</b>	41.291		2:03.248 (2)	86.72	0.218	17:11:46.942	
4 -	1:22.194	41.893		2:04.087 (3)	86.13	1.057	17:13:51.029	
5 -	1:22.008	<b>41.022</b>		<b>2:03.030 (1)</b>	<b>86.87</b>		<b>17:15:54.059</b>	

P4		69	1000	Alfie COKER	Kawasaki ZX10R - Elmech Racing			
IDEAL LAP TIME :		2:04.590	BEST LAP TIME :		2:04.693	DIFFERENCE :		0.103
LAP	SECTOR 1	SECTOR 2		LAP TIME	MPH	DIFF	TIME OF DAY	
1 -		42.011		2:11.211	81.45	6.518	17:07:37.892	
2 -	1:23.163	42.106		2:05.269 (3)	85.32	0.576	17:09:43.161	
3 -	1:23.531	<b>41.616</b>		2:05.147 (2)	85.40	0.454	17:11:48.308	
4 -	<b>1:22.974</b>	41.719		<b>2:04.693 (1)</b>	<b>85.71</b>		<b>17:13:53.001</b>	
5 -	1:23.483	42.499		2:05.982	84.83	1.289	17:15:58.983	

P5		23	1000	Harry HINCHCLIFFE	Kawasaki ZX10R - JDL Electrical			
IDEAL LAP TIME :		2:04.821	BEST LAP TIME :		2:04.874	DIFFERENCE :		0.053
LAP	SECTOR 1	SECTOR 2		LAP TIME	MPH	DIFF	TIME OF DAY	
1 -		42.103		2:12.602	80.60	7.728	17:07:39.283	
2 -	1:23.233	41.720		2:04.953 (2)	85.53	0.079	17:09:44.236	
3 -	1:23.166	<b>41.708</b>		<b>2:04.874 (1)</b>	<b>85.59</b>		<b>17:11:49.110</b>	
4 -	1:23.432	42.025		2:05.457 (3)	85.19	0.583	17:13:54.567	
5 -	<b>1:23.113</b>	43.059		2:06.172	84.71	1.298	17:16:00.739	

P6		34	1000	Ben CHEESEMAN	Kawasaki ZX10RR - BCH Services Kent Ltd			
IDEAL LAP TIME :		2:07.531	BEST LAP TIME :		2:08.022	DIFFERENCE :		0.491
LAP	SECTOR 1	SECTOR 2		LAP TIME	MPH	DIFF	TIME OF DAY	
1 -		<b>42.752</b>		2:13.931	79.80	5.909	17:07:40.612	
2 -	1:25.136	43.208		2:08.344 (3)	83.27	0.322	17:09:48.956	
3 -	1:24.956	43.256		2:08.212 (2)	83.36	0.190	17:11:57.168	
4 -	1:25.072	42.950		<b>2:08.022 (1)</b>	<b>83.48</b>		<b>17:14:05.190</b>	
5 -	<b>1:24.779</b>	43.610		2:08.389	83.24	0.367	17:16:13.579	

# BMCRC - MRO Championships 2022 - Rnd 3 @ Snetterton 300

## BMCRC Rookie 600 & 1000

### RACE 15 - SECTOR ANALYSIS



SECTOR 1 = FL to I1, SECTOR 2 = I1 to FL, DIFF = Difference To Personal Best Lap, P = Crossed Finish Line in Pit Lane, D = Time Disallowed

P7		175	1000	Arlindo PESTANA		BMW S1000RR - Pep's racing					
IDEAL LAP TIME		2:06.190		BEST LAP TIME		2:06.190		DIFFERENCE		0.000	
LAP	SECTOR 1	SECTOR 2		LAP TIME	MPH	DIFF	TIME OF DAY				
1 -		44.272		2:20.612	76.01	14.422	17:07:47.293				
2 -	1:25.291	43.318		2:08.609	83.10	2.419	17:09:55.902				
3 -	1:24.569	42.845		2:07.414 (2)	83.88	1.224	17:12:03.316				
4 -	1:25.123	42.948		2:08.071 (3)	83.45	1.881	17:14:11.387				
5 -	<b>1:24.350</b>	<b>41.840</b>		<b>2:06.190 (1)</b>	<b>84.69</b>		<b>17:16:17.577</b>				

P8		63	1000	Riccardo BIGUZZI		BMW S1000RR - A&R Cars					
IDEAL LAP TIME		2:06.632		BEST LAP TIME		2:07.278		DIFFERENCE		0.646	
LAP	SECTOR 1	SECTOR 2		LAP TIME	MPH	DIFF	TIME OF DAY				
1 -		43.074		2:17.338	77.82	10.060	17:07:44.019				
2 -	1:25.682	43.473		2:09.155 (3)	82.75	1.877	17:09:53.174				
3 -	1:25.882	43.425		2:09.307	82.65	2.029	17:12:02.481				
4 -	<b>1:24.993</b>	43.318		2:08.311 (2)	83.29	1.033	17:14:10.792				
5 -	1:25.639	<b>41.639</b>		<b>2:07.278 (1)</b>	<b>83.97</b>		<b>17:16:18.070</b>				

P9		125	1000	Matthew CHAM		Kawasaki ZX10R - MFM Track Bikes					
IDEAL LAP TIME		2:07.976		BEST LAP TIME		2:07.976		DIFFERENCE		0.000	
LAP	SECTOR 1	SECTOR 2		LAP TIME	MPH	DIFF	TIME OF DAY				
1 -		44.861		2:19.251	76.75	11.275	17:07:45.932				
2 -	1:26.982	43.655		2:10.637	81.81	2.661	17:09:56.569				
3 -	1:25.209	43.190		2:08.399 (2)	83.24	0.423	17:12:04.968				
4 -	<b>1:24.840</b>	<b>43.136</b>		<b>2:07.976 (1)</b>	<b>83.51</b>		<b>17:14:12.944</b>				
5 -	1:25.543	43.601		2:09.144 (3)	82.76	1.168	17:16:22.088				

P10		87	1000	Karl THOMPSON		Yamaha R1 -					
IDEAL LAP TIME		2:07.089		BEST LAP TIME		2:07.139		DIFFERENCE		0.050	
LAP	SECTOR 1	SECTOR 2		LAP TIME	MPH	DIFF	TIME OF DAY				
1 -		45.222		2:23.088	74.69	15.949	17:07:49.769				
2 -	1:27.455	43.930		2:11.385	81.34	4.246	17:10:01.154				
3 -	1:24.807	43.456		2:08.263 (3)	83.32	1.124	17:12:09.417				
4 -	1:24.906	<b>42.962</b>		2:07.868 (2)	83.58	0.729	17:14:17.285				
5 -	<b>1:24.127</b>	43.012		<b>2:07.139 (1)</b>	<b>84.06</b>		<b>17:16:24.424</b>				

P11		81	1000	Dan HARTLE		Yamaha R1 -					
IDEAL LAP TIME		2:08.028		BEST LAP TIME		2:08.028		DIFFERENCE		0.000	
LAP	SECTOR 1	SECTOR 2		LAP TIME	MPH	DIFF	TIME OF DAY				
1 -		44.304		2:21.528	75.51	13.500	17:07:48.209				
2 -	1:26.738	43.972		2:10.710	81.76	2.682	17:09:58.919				
3 -	1:25.860	43.376		2:09.236 (3)	82.70	1.208	17:12:08.155				
4 -	1:25.675	43.520		2:09.195 (2)	82.72	1.167	17:14:17.350				
5 -	<b>1:25.015</b>	<b>43.013</b>		<b>2:08.028 (1)</b>	<b>83.48</b>		<b>17:16:25.378</b>				

P12		36	1000	Alan MORGAN		Suzuki GSXR 1000 - Little Duck Racing					
IDEAL LAP TIME		2:08.819		BEST LAP TIME		2:08.887		DIFFERENCE		0.068	
LAP	SECTOR 1	SECTOR 2		LAP TIME	MPH	DIFF	TIME OF DAY				
1 -		44.666		2:19.683	76.51	10.796	17:07:46.364				
2 -	1:26.081	43.668		2:09.749 (2)	82.37	0.862	17:09:56.113				
3 -	1:27.133	43.406		2:10.539	81.87	1.652	17:12:06.652				
4 -	1:25.779	<b>43.108</b>		<b>2:08.887 (1)</b>	<b>82.92</b>		<b>17:14:15.539</b>				
5 -	<b>1:25.711</b>	44.340		2:10.051 (3)	82.18	1.164	17:16:25.590				

# BMCRC - MRO Championships 2022 - Rnd 3 @ Snetterton 300

## BMCRC Rookie 600 & 1000

### RACE 15 - SECTOR ANALYSIS



SECTOR 1 = FL to I1, SECTOR 2 = I1 to FL, DIFF = Difference To Personal Best Lap, P = Crossed Finish Line in Pit Lane, D = Time Disallowed

P13 281 1000 Daniel FARLEY		Suzuki GSXR - F-TECH FIRE & ELECTRICAL LTD				
IDEAL LAP TIME : 2:09.923		BEST LAP TIME : 2:09.998		DIFFERENCE : 0.075		
LAP	SECTOR 1	SECTOR 2	LAP TIME	MPH	DIFF	TIME OF DAY
1 -		43.920	2:17.914	77.49	7.916	17:07:44.595
2 -	<b>1:26.744</b>	43.254	<b>2:09.998 (1)</b>	<b>82.21</b>		<b>17:09:54.593</b>
3 -	1:28.270	43.439	2:11.709	81.14	1.711	17:12:06.302
4 -	1:26.859	43.533	2:10.392 (3)	81.96	0.394	17:14:16.694
5 -	1:26.871	<b>43.179</b>	2:10.050 (2)	82.18	0.052	17:16:26.744

P14 50 1000 Jason PAES		Aprilia RSV4 -				
IDEAL LAP TIME : 2:11.253		BEST LAP TIME : 2:11.512		DIFFERENCE : 0.259		
LAP	SECTOR 1	SECTOR 2	LAP TIME	MPH	DIFF	TIME OF DAY
1 -		44.822	2:23.905	74.27	12.393	17:07:50.586
2 -	1:28.084	44.441	2:12.525 (3)	80.64	1.013	17:10:03.111
3 -	1:27.667	<b>44.078</b>	2:11.745 (2)	81.12	0.233	17:12:14.856
4 -	<b>1:27.175</b>	44.337	<b>2:11.512 (1)</b>	<b>81.27</b>		<b>17:14:26.368</b>
5 -	1:28.477	44.737	2:13.214	80.23	1.702	17:16:39.582

P15 243 1000 Tony Le GALLEZ		Kawasaki ZX10R - Guttersnipe				
IDEAL LAP TIME : 2:12.503		BEST LAP TIME : 2:12.536		DIFFERENCE : 0.033		
LAP	SECTOR 1	SECTOR 2	LAP TIME	MPH	DIFF	TIME OF DAY
1 -		45.490	2:23.679	74.38	11.143	17:07:50.360
2 -	1:27.896	<b>44.640</b>	<b>2:12.536 (1)</b>	<b>80.64</b>		<b>17:10:02.896</b>
3 -	1:30.473	45.700	2:16.173	78.48	3.637	17:12:19.069
4 -	1:30.000	45.116	2:15.116 (3)	79.10	2.580	17:14:34.185
5 -	<b>1:27.863</b>	44.749	2:12.612 (2)	80.59	0.076	17:16:46.797

P16 37 1000 Adam DAVEY		BMW S1000RR -				
IDEAL LAP TIME : 2:14.170		BEST LAP TIME : 2:14.587		DIFFERENCE : 0.417		
LAP	SECTOR 1	SECTOR 2	LAP TIME	MPH	DIFF	TIME OF DAY
1 -		46.286	2:25.908	73.25	11.321	17:07:52.589
2 -	1:29.791	45.690	2:15.481 (3)	78.88	0.894	17:10:08.070
3 -	1:29.185	<b>45.402</b>	<b>2:14.587 (1)</b>	<b>79.41</b>		<b>17:12:22.657</b>
4 -	1:29.626	46.055	2:15.681	78.77	1.094	17:14:38.338
5 -	<b>1:28.768</b>	45.908	2:14.676 (2)	79.36	0.089	17:16:53.014

P17 45 1000 Glenn SMITH		Kawasaki ZX10R -				
IDEAL LAP TIME : 2:11.335		BEST LAP TIME : 2:11.370		DIFFERENCE : 0.035		
LAP	SECTOR 1	SECTOR 2	LAP TIME	MPH	DIFF	TIME OF DAY
1 -		45.550	2:23.104	74.68	11.734	17:07:49.785
2 -	<b>1:27.297</b>	44.136	2:11.433 (2)	81.31	0.063	17:10:01.218
3 -	1:27.332	<b>44.038</b>	<b>2:11.370 (1)</b>	<b>81.35</b>		<b>17:12:12.588</b>
4 -	1:27.647	56.062	2:23.709	74.37	12.339	17:14:36.297
5 -	1:30.612	46.317	2:16.929 (3)	78.05	5.559	17:16:53.226

P18 96 1000 Pete SCOTT		Suzuki GSXR750 - South Hill MOT Centre				
IDEAL LAP TIME : 2:13.956		BEST LAP TIME : 2:13.956		DIFFERENCE : 0.000		
LAP	SECTOR 1	SECTOR 2	LAP TIME	MPH	DIFF	TIME OF DAY
1 -		46.088	2:25.096	73.66	11.140	17:07:51.777
2 -	1:29.901	45.030	2:14.931 (3)	79.21	0.975	17:10:06.708
3 -	<b>1:29.029</b>	<b>44.927</b>	<b>2:13.956 (1)</b>	<b>79.78</b>		<b>17:12:20.664</b>
4 -	1:31.704	46.724	2:18.428	77.21	4.472	17:14:39.092
5 -	1:29.248	45.391	2:14.639 (2)	79.38	0.683	17:16:53.731

# BMCRC - MRO Championships 2022 - Rnd 3 @ Snetterton 300

## BMCRC Rookie 600 & 1000

### RACE 15 - SECTOR ANALYSIS



SECTOR 1 = FL to I1, SECTOR 2 = I1 to FL, DIFF = Difference To Personal Best Lap, P = Crossed Finish Line in Pit Lane, D = Time Disallowed

P19 524 600		Callum PATON		Honda CBR600 RR -		
IDEAL LAP TIME : 2:03.968		BEST LAP TIME : 2:04.622		DIFFERENCE : 0.654		
LAP	SECTOR 1	SECTOR 2	LAP TIME	MPH	DIFF	TIME OF DAY
1 -		41.548	3:06.806	57.21	1:02.184	17:08:33.487
2 -	1:23.680	42.065	2:05.745	84.99	1.123	17:10:39.232
3 -	1:23.636	41.734	2:05.370 (3)	85.25	0.748	17:12:44.602
4 -	1:23.683	<b>40.939</b>	<b>2:04.622 (1)</b>	<b>85.76</b>		<b>17:14:49.224</b>
5 -	<b>1:23.029</b>	42.088	2:05.117 (2)	85.42	0.495	17:16:54.341

P20 222 1000		Daniel MERCER		Honda CBR1000RR - McLovin Racing		
IDEAL LAP TIME : 2:10.825		BEST LAP TIME : 2:10.825		DIFFERENCE : 0.000		
LAP	SECTOR 1	SECTOR 2	LAP TIME	MPH	DIFF	TIME OF DAY
1 -		43.831	2:20.041	76.32	9.216	17:07:46.722
2 -	1:27.468	44.206	2:11.674 (2)	81.17	0.849	17:09:58.396
3 -	<b>1:27.196</b>	<b>43.629</b>	<b>2:10.825 (1)</b>	<b>81.69</b>		<b>17:12:09.221</b>
4 -	1:46.118	45.567	2:31.685	70.46	20.860	17:14:40.906
5 -	1:30.249	44.790	2:15.039 (3)	79.14	4.214	17:16:55.945

P21 29 600		Michael SHEPPHARD		Kawasaki ZX6R - RTR Performance, KRS Solutions		
IDEAL LAP TIME : 2:05.052		BEST LAP TIME : 2:05.169		DIFFERENCE : 0.117		
LAP	SECTOR 1	SECTOR 2	LAP TIME	MPH	DIFF	TIME OF DAY
1 -		42.720	3:08.128	56.81	1:02.959	17:08:34.809
2 -	<b>1:23.335</b>	42.474	2:05.809 (2)	84.95	0.640	17:10:40.618
3 -	1:23.452	<b>41.717</b>	<b>2:05.169 (1)</b>	<b>85.38</b>		<b>17:12:45.787</b>
4 -	1:23.957	42.368	2:06.325 (3)	84.60	1.156	17:14:52.112
5 -	1:24.617	42.543	2:07.160	84.05	1.991	17:16:59.272

P22 261 1000		Roberto Di GREGORIO		Ducati 899 PANIGALE -		
IDEAL LAP TIME : 2:12.225		BEST LAP TIME : 2:12.225		DIFFERENCE : 0.000		
LAP	SECTOR 1	SECTOR 2	LAP TIME	MPH	DIFF	TIME OF DAY
1 -		45.235	2:25.726	73.34	13.501	17:07:52.407
2 -	<b>1:28.255</b>	<b>43.970</b>	<b>2:12.225 (1)</b>	<b>80.83</b>		<b>17:10:04.632</b>
3 -	1:29.132	44.392	2:13.524 (2)	80.04	1.299	17:12:18.156
4 -	1:42.905	45.301	2:28.206	72.11	15.981	17:14:46.362
5 -	1:30.671	44.847	2:15.518 (3)	78.86	3.293	17:17:01.880

P23 141 600		Henry ROSS		Yamaha R6 -		
IDEAL LAP TIME : 2:05.128		BEST LAP TIME : 2:05.717		DIFFERENCE : 0.589		
LAP	SECTOR 1	SECTOR 2	LAP TIME	MPH	DIFF	TIME OF DAY
1 -		42.397	3:09.949	56.26	1:04.232	17:08:36.630
2 -	1:24.432	42.970	2:07.402	83.89	1.685	17:10:44.032
3 -	1:24.122	<b>42.016</b>	2:06.138 (2)	84.73	0.421	17:12:50.170
4 -	1:24.238	42.856	2:07.094 (3)	84.09	1.377	17:14:57.264
5 -	<b>1:23.112</b>	42.605	<b>2:05.717 (1)</b>	<b>85.01</b>		<b>17:17:02.981</b>

P24 274 1000		Stewart LATIMER		Suzuki GSXR1000 -		
IDEAL LAP TIME : 2:15.131		BEST LAP TIME : 2:15.210		DIFFERENCE : 0.079		
LAP	SECTOR 1	SECTOR 2	LAP TIME	MPH	DIFF	TIME OF DAY
1 -		47.531	2:29.851	71.32	14.641	17:07:56.532
2 -	1:31.600	46.287	2:17.887 (3)	77.51	2.677	17:10:14.419
3 -	1:32.075	46.133	2:18.208	77.33	2.998	17:12:32.627
4 -	1:30.733	<b>45.246</b>	2:15.979 (2)	78.60	0.769	17:14:48.606
5 -	<b>1:29.885</b>	45.325	<b>2:15.210 (1)</b>	<b>79.04</b>		<b>17:17:03.816</b>



# BMCRC - MRO Championships 2022 - Rnd 3 @ Snetterton 300

## BMCRC Rookie 600 & 1000

### RACE 15 - SECTOR ANALYSIS



SECTOR 1 = FL to I1, SECTOR 2 = I1 to FL, DIFF = Difference To Personal Best Lap, P = Crossed Finish Line in Pit Lane, D = Time Disallowed

P25 46 600		Pete MARSH		Kawasaki ZX6R - Zipped Up Racing			
IDEAL LAP TIME : 2:05.809		BEST LAP TIME : 2:05.809		DIFFERENCE : 0.000			
LAP	SECTOR 1	SECTOR 2	LAP TIME	MPH	DIFF	TIME OF DAY	
1 -		42.588	3:08.515	56.69	1:02.706	17:08:35.196	
2 -	<b>1:24.050</b>	<b>41.759</b>	<b>2:05.809 (1)</b>	<b>84.95</b>		<b>17:10:41.005</b>	
3 -	1:25.209	43.021	2:08.230	83.35	2.421	17:12:49.235	
4 -	1:25.026	43.027	2:08.053 (2)	83.46	2.244	17:14:57.288	
5 -	1:24.943	43.216	2:08.159 (3)	83.39	2.350	17:17:05.447	

P26 56 1000		Paul HARRIS		Kawasaki ZX10R - Neil Harris Racing			
IDEAL LAP TIME : 2:18.061		BEST LAP TIME : 2:18.406		DIFFERENCE : 0.345			
LAP	SECTOR 1	SECTOR 2	LAP TIME	MPH	DIFF	TIME OF DAY	
1 -		<b>45.700</b>	2:28.039	72.19	9.633	17:07:54.720	
2 -	1:32.994	45.979	2:18.973 (2)	76.90	0.567	17:10:13.693	
3 -	<b>1:32.361</b>	46.045	<b>2:18.406 (1)</b>	<b>77.22</b>		<b>17:12:32.099</b>	
4 -	1:32.671	46.854	2:19.525 (3)	76.60	1.119	17:14:51.624	
5 -	1:33.678	46.411	2:20.089	76.29	1.683	17:17:11.713	

P27 888 1000		Paul FAGG		Yamaha R1 4C8 -			
IDEAL LAP TIME : 2:19.559		BEST LAP TIME : 2:20.053		DIFFERENCE : 0.494			
LAP	SECTOR 1	SECTOR 2	LAP TIME	MPH	DIFF	TIME OF DAY	
1 -		47.108	2:30.268	71.12	10.215	17:07:56.949	
2 -	1:34.794	48.115	2:22.909	74.78	2.856	17:10:19.858	
3 -	1:33.445	<b>46.608</b>	<b>2:20.053 (1)</b>	<b>76.31</b>		<b>17:12:39.911</b>	
4 -	1:33.389	46.752	2:20.141 (2)	76.26	0.088	17:15:00.052	
5 -	<b>1:32.951</b>	48.044	2:20.995 (3)	75.80	0.942	17:17:21.047	

P28 58 600		Paul NICHOLAS		Yamaha YZF R6 - Harris Autos Repairs			
IDEAL LAP TIME : 2:09.578		BEST LAP TIME : 2:09.578		DIFFERENCE : 0.000			
LAP	SECTOR 1	SECTOR 2	LAP TIME	MPH	DIFF	TIME OF DAY	
1 -		44.459	3:16.935	54.27	1:07.357	17:08:43.616	
2 -	1:27.853	44.119	2:11.972	80.98	2.394	17:10:55.588	
3 -	1:26.835	43.389	2:10.224 (2)	82.07	0.646	17:13:05.812	
4 -	1:26.861	43.896	2:10.757 (3)	81.74	1.179	17:15:16.569	
5 -	<b>1:26.289</b>	<b>43.289</b>	<b>2:09.578 (1)</b>	<b>82.48</b>		<b>17:17:26.147</b>	

P29 41 600		Toby COOK		Triumph DAYTONA - Brixham Bodyworks			
IDEAL LAP TIME : 2:11.727		BEST LAP TIME : 2:11.804		DIFFERENCE : 0.077			
LAP	SECTOR 1	SECTOR 2	LAP TIME	MPH	DIFF	TIME OF DAY	
1 -		45.355	3:14.680	54.90	1:02.876	17:08:41.361	
2 -	1:27.025	<b>44.887</b>	2:11.912 (2)	81.02	0.108	17:10:53.273	
3 -	1:27.191	44.994	2:12.185 (3)	80.85	0.381	17:13:05.458	
4 -	<b>1:26.840</b>	44.964	<b>2:11.804 (1)</b>	<b>81.09</b>		<b>17:15:17.262</b>	
5 -	1:27.133	45.945	2:13.078	80.31	1.274	17:17:30.340	

P30 84 1000		Colin McPHERSON		Kawasaki ZX10R -			
IDEAL LAP TIME : 2:21.837		BEST LAP TIME : 2:23.016		DIFFERENCE : 1.179			
LAP	SECTOR 1	SECTOR 2	LAP TIME	MPH	DIFF	TIME OF DAY	
1 -		<b>47.275</b>	2:29.707	71.39	6.691	17:07:56.388	
2 -	1:35.312	48.957	2:24.269 (3)	74.08	1.253	17:10:20.657	
3 -	1:35.107	48.238	2:23.345 (2)	74.56	0.329	17:12:44.002	
4 -	1:36.224	48.368	2:24.592	73.91	1.576	17:15:08.594	
5 -	<b>1:34.562</b>	48.454	<b>2:23.016 (1)</b>	<b>74.73</b>		<b>17:17:31.610</b>	

# BMCRC - MRO Championships 2022 - Rnd 3 @ Snetterton 300

## BMCRC Rookie 600 & 1000

### RACE 15 - SECTOR ANALYSIS



SECTOR 1 = FL to I1, SECTOR 2 = I1 to FL, DIFF = Difference To Personal Best Lap, P = Crossed Finish Line in Pit Lane, D = Time Disallowed

P31 18 600		Graeme COE		Yamaha R6 -		
IDEAL LAP TIME : 2:15.274		BEST LAP TIME : 2:15.757		DIFFERENCE : 0.483		
LAP	SECTOR 1	SECTOR 2	LAP TIME	MPH	DIFF	TIME OF DAY
1 -		46.002	3:20.270	53.36	1:04.513	17:08:46.951
2 -	1:30.772	<b>45.407</b>	2:16.179 (2)	78.48	0.422	17:11:03.130
3 -	1:29.966	45.791	<b>2:15.757 (1)</b>	<b>78.72</b>		<b>17:13:18.887</b>
4 -	1:30.684	45.872	2:16.556	78.26	0.799	17:15:35.443
5 -	<b>1:29.867</b>	46.352	2:16.219 (3)	78.46	0.462	17:17:51.662

P32 52 600		Spencer CARRINGTON		Yamaha R6 - seton tuning		
IDEAL LAP TIME : 2:18.998		BEST LAP TIME : 2:19.536		DIFFERENCE : 0.538		
LAP	SECTOR 1	SECTOR 2	LAP TIME	MPH	DIFF	TIME OF DAY
1 -		<b>46.536</b>	3:23.810	52.44	1:04.274	17:08:50.491
2 -	1:33.345	47.275	2:20.620 (2)	76.00	1.084	17:11:11.111
3 -	1:41.681	48.632	2:30.313 (3)	71.10	10.777	17:13:41.424
4 -	<b>1:32.462</b>	47.074	<b>2:19.536 (1)</b>	<b>76.59</b>		<b>17:16:00.960</b>

P33 155 600		Eliot SMITH		Honda CBR600RR - Pro-Moto Europe Ltd		
IDEAL LAP TIME : 2:20.650		BEST LAP TIME : 2:21.075		DIFFERENCE : 0.425		
LAP	SECTOR 1	SECTOR 2	LAP TIME	MPH	DIFF	TIME OF DAY
1 -		<b>47.098</b>	3:22.703	52.72	1:01.628	17:08:49.384
2 -	1:33.641	54.636	2:28.277 (3)	72.08	7.202	17:11:17.661
3 -	1:34.898	49.278	2:24.176 (2)	74.13	3.101	17:13:41.837
4 -	<b>1:33.552</b>	47.523	<b>2:21.075 (1)</b>	<b>75.76</b>		<b>17:16:02.912</b>

P34 395 600		William NICHOLLS		Yamaha R6 - Will Nicholls Farriery		
IDEAL LAP TIME : 2:30.459		BEST LAP TIME : 2:31.201		DIFFERENCE : 0.742		
LAP	SECTOR 1	SECTOR 2	LAP TIME	MPH	DIFF	TIME OF DAY
1 -		<b>51.744</b>	3:34.675	49.78	1:03.474	17:09:01.356
2 -	1:41.960	52.611	2:34.571 (3)	69.14	3.370	17:11:35.927
3 -	1:40.072	54.212	2:34.284 (2)	69.27	3.083	17:14:10.211
4 -	<b>1:38.715</b>	52.486	<b>2:31.201 (1)</b>	<b>70.68</b>		<b>17:16:41.412</b>

# BMCRC - MRO Championships 2022 - Rnd 3 @ Snetterton 300

## BMCRC Rookie 600 & 1000

### RACE 15 - BEST SECTORS

SECTOR 1			SECTOR 2			IDEAL / BEST COMPARISON						
POS	NO	NAME	TIME	NO	NAME	TIME	POS	NO	NAME	IDEAL	BEST	DIFF
									<b>PERFECT LAP</b>	<b>2:02.002</b>		
1	449	WALLINGTON	1:21.256	449	WALLINGTON	40.746	1	449	WALLINGTON	2:02.002	2:02.100	0.098
2	224	HEALEY	1:21.957	524	PATON	40.939	2	224	HEALEY	2:02.979	2:03.030	0.051
3	334	BRANDISH	1:22.356	224	HEALEY	41.022	3	334	BRANDISH	2:03.432	2:03.497	0.065
4	69	COKER	1:22.974	334	BRANDISH	41.076	4	524	PATON	2:03.968	2:04.622	0.654
5	524	PATON	1:23.029	69	COKER	41.616	5	69	COKER	2:04.590	2:04.693	0.103
6	141	ROSS	1:23.112	63	BIGUZZI	41.639	6	23	HINCHCLIFFE	2:04.821	2:04.874	0.053
7	23	HINCHCLIFFE	1:23.113	23	HINCHCLIFFE	41.708	7	29	SHEPPHARD	2:05.052	2:05.169	0.117
8	29	SHEPPHARD	1:23.335	29	SHEPPHARD	41.717	8	141	ROSS	2:05.128	2:05.717	0.589
9	46	MARSH	1:24.050	46	MARSH	41.759	9	46	MARSH	2:05.809	2:05.809	0.000
10	87	THOMPSON	1:24.127	175	PESTANA	41.840	10	175	PESTANA	2:06.190	2:06.190	0.000
11	175	PESTANA	1:24.350	141	ROSS	42.016	11	63	BIGUZZI	2:06.632	2:07.278	0.646
12	34	CHEESEMAN	1:24.779	34	CHEESEMAN	42.752	12	87	THOMPSON	2:07.089	2:07.139	0.050
13	125	CHAM	1:24.840	87	THOMPSON	42.962	13	34	CHEESEMAN	2:07.531	2:08.022	0.491
14	63	BIGUZZI	1:24.993	81	HARTLE	43.013	14	125	CHAM	2:07.976	2:07.976	0.000
15	81	HARTLE	1:25.015	36	MORGAN	43.108	15	81	HARTLE	2:08.028	2:08.028	0.000
16	36	MORGAN	1:25.711	125	CHAM	43.136	16	36	MORGAN	2:08.819	2:08.887	0.068
17	58	NICHOLAS	1:26.289	281	FARLEY	43.179	17	58	NICHOLAS	2:09.578	2:09.578	0.000
18	281	FARLEY	1:26.744	58	NICHOLAS	43.289	18	281	FARLEY	2:09.923	2:09.998	0.075
19	41	COOK	1:26.840	222	MERCER	43.629	19	222	MERCER	2:10.825	2:10.825	0.000
20	50	PAES	1:27.175	261	GREGORIO	43.970	20	50	PAES	2:11.253	2:11.512	0.259
21	222	MERCER	1:27.196	45	SMITH	44.038	21	45	SMITH	2:11.335	2:11.370	0.035
22	45	SMITH	1:27.297	50	PAES	44.078	22	41	COOK	2:11.727	2:11.804	0.077
23	243	GALLEZ	1:27.863	243	GALLEZ	44.640	23	261	GREGORIO	2:12.225	2:12.225	0.000
24	261	GREGORIO	1:28.255	41	COOK	44.887	24	243	GALLEZ	2:12.503	2:12.536	0.033
25	37	DAVEY	1:28.768	96	SCOTT	44.927	25	96	SCOTT	2:13.956	2:13.956	0.000
26	96	SCOTT	1:29.029	274	LATIMER	45.246	26	37	DAVEY	2:14.170	2:14.587	0.417
27	18	COE	1:29.867	37	DAVEY	45.402	27	274	LATIMER	2:15.131	2:15.210	0.079
28	274	LATIMER	1:29.885	18	COE	45.407	28	18	COE	2:15.274	2:15.757	0.483
29	56	HARRIS	1:32.361	56	HARRIS	45.700	29	56	HARRIS	2:18.061	2:18.406	0.345
30	52	CARRINGTON	1:32.462	52	CARRINGTON	46.536	30	52	CARRINGTON	2:18.998	2:19.536	0.538
31	888	FAGG	1:32.951	888	FAGG	46.608	31	888	FAGG	2:19.559	2:20.053	0.494
32	155	SMITH	1:33.552	155	SMITH	47.098	32	155	SMITH	2:20.650	2:21.075	0.425
33	84	McPHERSON	1:34.562	84	McPHERSON	47.275	33	84	McPHERSON	2:21.837	2:23.016	1.179
34	395	NICHOLLS	1:38.715	395	NICHOLLS	51.744	34	395	NICHOLLS	2:30.459	2:31.201	0.742

# BMCRC - MRO Championships 2022 - Rnd 3 @ Snetterton 300

## BMCRC Rookie 600 & 1000

### RACE 15 - STATISTICS

**Competitors Started** 34  
**Planned Start** 2022-05-07 @ 17:05:00.000  
**Actual Start** 2022-05-07 @ 17:05:26.680  
**Finish Time** 2022-05-07 @ 17:15:44.273  
**Track Length** 2.9689mi.  
**Total Laps** 167  
**Total Distance Covered** 495.8082mi.

#### Session Fastest Lap History

NO	CL	NAME	LAP TIME	TIME OF DAY	LAP	VEHICLE
449	1000	Luke WALLINGTON	2:02.715	17:09:36.580	2	Yamaha R1 4C8
449	1000	Luke WALLINGTON	2:02.630	17:13:42.177	4	Yamaha R1 4C8
449	1000	Luke WALLINGTON	2:02.100	17:15:44.277	5	Yamaha R1 4C8

#### Session Leader History

NO	CL	NAME	FROM LAP	LAPS LED	DISTANCE	VEHICLE
449	1000	Luke WALLINGTON	1	5	14.84 miles	Yamaha R1 4C8

#### Flag History

TYPE	TIME OF DAY
GREEN	17:05:26.680
FINISH	17:15:44.273

#### Flag Statistics

TYPE	COUNT	TOTAL LAPS	TOTAL TIME
Green	1	5	12:30.897
Red	0	0	0.000
Safety Car	0	0	0.000
FCY	0	0	0.000

# BMCRC - MRO Championships 2022 - Rnd 3 @ Snetterton 300

## BMCRC Rookie 600 & 1000

### RACE 15 - STATISTICS

**CLASS : 1000**

24 Starters

#### Fastest Lap History

NO	NAME	LAP TIME	TIME OF DAY	LAP	VEHICLE
449	Luke WALLINGTON	<b>2:02.715</b>	17:09:36.580	2	Yamaha R1 4C8
449	Luke WALLINGTON	<b>2:02.630</b>	17:13:42.177	4	Yamaha R1 4C8
449	Luke WALLINGTON	<b>2:02.100</b>	17:15:44.277	5	Yamaha R1 4C8

#### Leader History

NO	NAME	FROM LAP	LAPS LED	DISTANCE	VEHICLE
449	Luke WALLINGTON	1	5	14.84 miles	Yamaha R1 4C8

# BMCRC - MRO Championships 2022 - Rnd 3 @ Snetterton 300

## BMCRC Rookie 600 & 1000

### RACE 15 - STATISTICS

CLASS : 600

10 Starters

#### Fastest Lap History

NO	NAME	LAP TIME	TIME OF DAY	LAP	VEHICLE
524	Callum PATON	2:05.745	17:10:39.234	2	Honda CBR600 RR
524	Callum PATON	2:05.370	17:12:44.603	3	Honda CBR600 RR
29	Michael SHEPPHARD	2:05.169	17:12:45.791	3	Kawasaki ZX6R
524	Callum PATON	2:04.622	17:14:49.225	4	Honda CBR600 RR

#### Leader History

NO	NAME	FROM LAP	LAPS LED	DISTANCE	VEHICLE
524	Callum PATON	1	5	14.84 miles	Honda CBR600 RR

# BMCRC - MRO Championships 2022 - Rnd 3 @ Snetterton 300

## BMCRC Rookie 600 & 1000

### RACE 5 - GRID (7 Laps)



CONTRACTORS LTD

ROW 14	42	24	Mark STRUTT	41	177	Calogero LAURICELLA	40	42	Kai EVANS			
ROW 13		39	28	Craig BICKNELL	38	120	James GOWER	37	395	William NICHOLLS		
ROW 12		36	155	Eliot SMITH	35	52	Spencer CARRINGTON	34	18	Graeme COE		
ROW 11				33	41	Toby COOK	32	58	Paul NICHOLAS	31	46	Pete MARSH
ROW 10		30	141	Henry ROSS	29	29	Michael SHEPPHARD	28	524	Callum PATON		
ROW 9				27			26			25		
ROW 8		24	84	Colin McPHERSON	23	888	Paul FAGG	22	56	Paul HARRIS		
ROW 7				21	274	Stewart LATIMER	20	37	Adam DAVEY	19	96	Pete SCOTT
ROW 6		18	243	Tony Le GALLEZ	17	261	Roberto Di GREGORIO	16	50	Jason PAES		
ROW 5				15	45	Glenn SMITH	14	222	Daniel MERCER	13	281	Daniel FARLEY
ROW 4		12	36	Alan MORGAN	11	81	Dan HARTLE	10	34	Ben CHEESEMAN		
ROW 3				9	125	Matthew CHAM	8	63	Riccardo BIGUZZI	7	87	Karl THOMPSON
ROW 2		6	175	Arlindo PESTANA	5	23	Harry HINCHCLIFFE	4	69	Alfie COKER		
ROW 1				3	334	Anthony BRANDISH	2	224	Lee HEALEY	1	449	Luke WALLINGTON
												<b>Pole</b>

Snetterton 300: 2.9689 miles

These results are provisional until the conclusion of any judicial and technical matters.

Clerk Of Course :	Stewards :	Timekeeper : Craig Smith
-------------------	------------	--------------------------

Results can be found at [www.tsl-timing.com](http://www.tsl-timing.com)

Printed - 17:20 Saturday, 07 May 2022



# BMCRC - MRO Championships 2022 - Rnd 3 @ Snetterton 300

## BMCRC Rookie 600 & 1000

### RACE 5 - CLASSIFICATION



CONTRACTORS LTD

POS	NO	CL	PIC NAME	ENTRY	LAPS	TIME	GAP	DIFF	MPH	BEST	ON
1	334	1000	1 Anthony BRANDISH	Suzuki GSXR 1000 - BW bespoke developments ltd	7	14:21.634			86.83	2:01.298	2
2	69	1000	2 Alfie COKER	Kawasaki ZX10R - Elmech Racing	7	14:23.237	1.603	1.603	86.66	2:00.671	6
3	224	1000	3 Lee HEALEY	Suzuki GSXR 1000R - F-Tech Fire & Electrical Ltd /	7	14:30.410	8.776	7.173	85.95	2:02.439	4
4	23	1000	4 Harry HINCHCLIFFE	Kawasaki ZX10R - JDL Electrical	7	14:38.102	16.468	7.692	85.20	2:03.148	4
5	175	1000	5 Arlindo PESTANA	BMW S1000RR - Pep's racing	7	14:44.313	22.679	6.211	84.60	2:04.696	3
6	63	1000	6 Riccardo BIGUZZI	BMW S1000RR - A&R Cars	7	14:48.962	27.328	4.649	84.16	2:04.712	7
7	34*	1000	7 Ben CHEESEMAN	Kawasaki ZX10RR - BCH Services Kent Ltd	7	14:50.016	28.382	1.054	84.06	2:04.518	4
8	125	1000	8 Matthew CHAM	Kawasaki ZX10R - MFM Track Bikes	7	14:50.111	28.477	0.095	84.05	2:05.442	7
9	87	1000	9 Karl THOMPSON	Yamaha R1 -	7	14:54.732	33.098	4.621	83.61	2:04.408	7
10	81	1000	10 Dan HARTLE	Yamaha R1 -	7	14:59.865	38.231	5.133	83.14	2:06.121	6
11	36	1000	11 Alan MORGAN	Suzuki GSXR 1000 - Little Duck Racing	7	15:07.288	45.654	7.423	82.46	2:05.908	5
12	281	1000	12 Daniel FARLEY	Suzuki GSXR - F-TECH FIRE & ELECTRICAL LTD	7	15:08.252	46.618	0.964	82.37	2:07.714	5
13	45	1000	13 Glenn SMITH	Kawasaki ZX10R -	7	15:19.956	58.322	11.704	81.32	2:09.049	2
14	222	1000	14 Daniel MERCER	Honda CBR1000RR - McLovin Racing	7	15:20.144	58.510	0.188	81.30	2:09.704	7
15	243	1000	15 Tony Le GALLEZ	Kawasaki ZX10R - Guttersnipe	7	15:23.510	1:01.876	3.366	81.01	2:07.442	5
16	29	600	1 Michael SHEPPHARD	Kawasaki ZX6R - RTR Performance, KRS Solutions	7	15:24.992	1:03.358	1.482	80.88	2:02.822	3
17	261	1000	16 Roberto Di GREGORIO	Ducati 899 PANIGALE -	7	15:33.258	1:11.624	8.266	80.16	2:09.999	7
18	50	1000	17 Jason PAES	Aprilia RSV4 -	7	15:33.399	1:11.765	0.141	80.15	2:09.778	7
19	56	1000	18 Paul HARRIS	Kawasaki ZX10R - Neil Harris Racing	7	15:40.503	1:18.869	7.104	79.54	2:11.546	7
20	141	600	2 Henry ROSS	Yamaha R6 -	7	15:41.117	1:19.483	0.614	79.49	2:05.426	7
21	274	1000	19 Stewart LATIMER	Suzuki GSXR1000 -	7	15:42.524	1:20.890	1.407	79.37	2:12.208	7
22	96	1000	20 Pete SCOTT	Suzuki GSXR750 - South Hill MOT Centre	7	15:43.217	1:21.583	0.693	79.32	2:12.793	7
23	37	1000	21 Adam DAVEY	BMW S1000RR -	7	15:57.663	1:36.029	14.446	78.12	2:13.908	4
24	46	600	3 Pete MARSH	Kawasaki ZX6R - Zipped Up Racing	7	15:57.942	1:36.308	0.279	78.10	2:06.410	7
25	58	600	4 Paul NICHOLAS	Yamaha YZF R6 - Harris Autos Repairs	7	16:02.222	1:40.588	4.280	77.75	2:07.823	6
26	41	600	5 Toby COOK	Triumph DAYTONA - Brixham Bodyworks	7	16:05.508	1:43.874	3.286	77.48	2:08.575	2
27	888	1000	22 Paul FAGG	Yamaha R1 4C8 -	7	16:09.000	1:47.366	3.492	77.21	2:15.311	4
28	84	1000	23 Colin McPHERSON	Kawasaki ZX10R -	7	16:29.043	2:07.409	20.043	75.64	2:18.604	4
29	52	600	6 Spencer CARRINGTON	Yamaha R6 - seton tuning	6	14:40.686	1 Lap	1 Lap	72.81	2:13.024	6
30	42	600	7 Kai EVANS	Kawasaki ZX6R - CBS Ltd Construction and Engine	6	15:07.415	1 Lap	26.729	70.67	2:20.116	4
31	18	600	8 Graeme COE	Yamaha R6 -	6	15:17.282	1 Lap	9.867	69.91	2:17.681	4
32	155*	600	9 Eliot SMITH	Honda CBR600RR - Pro-Moto Europe Ltd	6	15:18.722	1 Lap	1.440	69.80	2:20.047	3
33	395	600	10 William NICHOLLS	Yamaha R6 - Will Nicholls Farriery	6	15:29.206	1 Lap	10.484	69.01	2:21.888	5

#### NOT CLASSIFIED

DNF	449	1000	Luke WALLINGTON	Yamaha R1 4C8 - BW Bespoke Developments Ltd	4	8:11.132	3 Laps	2 Laps	87.04	2:01.237	2
DNF	120	600	James GOWER	Yamaha R6 - TeamRubyRacing	1	3:14.975	6 Laps	3 Laps	54.81		
DNF	524	600	Callum PATON	Honda CBR600 RR -	0						

#### FASTEST LAP

69	1000	Alfie COKER	Kawasaki ZX10R - Elmech Racing	6	2:00.671	88.57 mph	142.54 kph
29	600	Michael SHEPPHARD	Kawasaki ZX6R - RTR Performance, KRS Solutions	3	2:02.822	87.02 mph	140.04 kph

\* No. 155 - 10 second penalty - jump start

\* No. 34 - Transponder stopped working after lap 4

Class 1000 - 92.5% of Race Speed = 80.31 mph

Class 600 - 92.5% of Race Speed = 74.81 mph

Weather / Track : Bright / Dry

These results are provisional until the conclusion of any judicial and technical matters.

Race Distance: 7 Laps / 20.78 miles

Snetterton 300: 2.9689 miles

Date: 08/05/2022 Start: 10:59 Finish: 11:14

Clerk Of Course :	Stewards :	Timekeeper : Craig Smith
-------------------	------------	--------------------------

Results can be found at [www.tsl-timing.com](http://www.tsl-timing.com)

Printed - 11:17 Sunday, 08 May 2022





# BMCRC - MRO Championships 2022 - Rnd 3 @ Snetterton 300

## BMCRC Rookie 600 & 1000

### RACE 5 - LAP CHART

#### LAP 1 @ 11:01:50.081

NO	BEHIND	LAP TIME
449		2:06.915
334	0.647	2:07.562
69	1.901	2:08.816
224	2.272	2:09.187
23	2.847	2:09.762
125	3.931	2:10.846
175	7.267	2:14.182
63	7.998	2:14.913
34	9.144	2:16.059
281	9.360	2:16.275
36	9.829	2:16.744
81	10.602	2:17.517
87	11.183	2:18.098
222	12.748	2:19.663
45	13.467	2:20.382
96	14.906	2:21.821
243	14.977	2:21.892
50	15.668	2:22.583
261	15.760	2:22.675
274	16.860	2:23.775
56	16.985	2:23.900
37	21.122	2:28.037
888	21.608	2:28.523
84	22.230	2:29.145
29	56.059	3:02.974
141	58.020	3:04.935
46	1:01.003	3:07.918
58	1:01.817	3:08.732
41	1:02.773	3:09.688
120	1:08.060	3:14.975
42	1:12.957	3:19.872
52	1:13.926	3:20.841
18	1:14.320	3:21.235
155	1:14.530	3:21.445
395	1:15.557	3:22.472

#### LAP 2 @ 11:03:51.318

NO	BEHIND	LAP TIME
449		2:01.237
334	0.708	2:01.298
69	4.063	2:03.399
224	4.368	2:03.333
23	5.069	2:03.459
125	8.662	2:05.968
175	11.256	2:05.226
63	12.764	2:06.003
34	13.327	2:05.420
81	17.026	2:07.661
281	17.359	2:09.236
87	17.844	2:07.898
36	17.970	2:09.378
45	21.279	2:09.049
222	22.599	2:11.088
96	26.756	2:13.087
261	27.218	2:12.695
243	27.247	2:13.507
50	27.656	2:13.225
56	28.715	2:12.967
274	30.692	2:15.069
37	36.709	2:16.824
888	38.037	2:17.666
84	40.748	2:19.755
29	58.404	2:03.582

141	1:02.618	2:05.835
46	1:09.262	2:09.496
58	1:09.443	2:08.863
41	1:10.111	2:08.575
42	1:33.283	2:21.563
52	1:33.909	2:21.220
18	1:33.991	2:20.908
155	1:34.766	2:21.473
395	1:42.155	2:27.835

#### LAP 3 @ 11:05:53.021

NO	BEHIND	LAP TIME
449		2:01.703
334	0.441	2:01.436
69	6.017	2:03.657
224	6.607	2:03.942
23	8.802	2:05.436
125	13.267	2:06.308
175	14.249	2:04.696
63	17.407	2:06.346
34	17.686	2:06.062
81	22.938	2:07.615
87	23.308	2:07.167
36	23.518	2:07.251
281	25.296	2:09.640
45	29.783	2:10.207
222	30.777	2:09.881
261	38.223	2:12.708
96	38.335	2:13.282
243	38.392	2:12.848
50	39.043	2:13.090
56	39.435	2:12.423
274	42.656	2:13.667
37	49.911	2:14.905
888	51.980	2:15.646
84	58.271	2:19.226
29	59.523	2:02.822
141	1:06.594	2:05.679
46	1:16.557	2:08.998
58	1:16.623	2:08.883
41	1:17.501	2:09.093
52	1:48.354	2:16.148
18	1:50.131	2:17.843
42	1:52.604	2:21.024
155	1:53.110	2:20.047

#### LAP 4 @ 11:07:54.298

NO	BEHIND	LAP TIME
449		2:01.277
334	1.235	2:02.071
395	1 Lap	2:24.966
69	6.768	2:02.028
224	7.769	2:02.439
23	10.673	2:03.148
175	18.066	2:05.094
125	18.313	2:06.323
34	20.927	2:04.518
63	22.267	2:06.137
81	28.076	2:06.415
87	28.242	2:06.211
36	28.901	2:06.660
281	31.911	2:07.892
45	38.467	2:09.961
222	39.253	2:09.753
243	47.361	2:10.246

261	48.352	2:11.406
50	49.387	2:11.621
96	51.365	2:14.307
56	51.964	2:13.806
274	53.866	2:12.487
29	1:01.649	2:03.403
37	1:02.542	2:13.908
888	1:06.014	2:15.311
141	1:11.381	2:06.064
84	1:15.598	2:18.604
46	1:24.164	2:08.884
58	1:24.272	2:08.926
41	1:25.311	2:09.087
52	2:02.743	2:15.666

#### LAP 5 @ 11:09:58.530

NO	BEHIND	LAP TIME
334		2:02.997
18	1 Lap	2:17.681
69	6.194	2:03.658
224	6.814	2:03.277
42	1 Lap	2:20.116
155	1 Lap	2:20.981
23	9.732	2:03.291
175	18.864	2:05.030
34	21.702	2:05.007
125	22.299	2:08.218
63	23.759	2:05.724
395	1 Lap	2:27.152
87	29.245	2:05.235
81	30.147	2:06.303
36	30.577	2:05.908
281	35.393	2:07.714
45	43.873	2:09.638
222	44.892	2:09.871
243	50.571	2:07.442
261	55.967	2:11.847
50	56.471	2:11.316
96	1:00.950	2:13.817
56	1:01.645	2:13.913
29	1:01.804	2:04.387
274	1:02.156	2:12.522
37	1:12.749	2:14.439
141	1:14.529	2:07.380
888	1:18.152	2:16.370
46	1:28.447	2:08.515
58	1:29.727	2:09.687
41	1:29.890	2:08.811
84	1:30.697	2:19.331

#### LAP 6 @ 11:11:59.959

NO	BEHIND	LAP TIME
334		2:01.429
69	5.436	2:00.671
224	8.188	2:02.803
52	1 Lap	2:13.787
23	14.230	2:05.927
175	22.477	2:05.042
34	26.662	2:06.389
42	1 Lap	2:21.610
63	27.457	2:05.127
125	27.876	2:07.006
155	1 Lap	2:21.574
87	33.531	2:05.715
81	34.839	2:06.121

36	41.112	2:11.964
18	1 Lap	2:41.900
281	43.018	2:09.054
395	1 Lap	2:21.888
222	53.647	2:10.184
45	53.677	2:11.233
243	57.669	2:08.527
29	1:04.913	2:04.538
261	1:06.466	2:11.928
50	1:06.828	2:11.786
56	1:12.164	2:11.948
274	1:13.523	2:12.796
96	1:13.631	2:14.110
141	1:18.898	2:05.798
37	1:25.591	2:14.271
888	1:34.095	2:17.372
46	1:34.739	2:07.721
58	1:36.121	2:07.823
41	1:37.315	2:08.854
84	1:48.815	2:19.547

#### LAP 7 @ 11:14:04.800

NO	BEHIND	LAP TIME
334		2:04.841
69	1.603	2:01.008
224	8.776	2:05.429
23	16.468	2:07.079
52	1 Lap	2:13.024
175	22.679	2:05.043
63	27.328	2:04.712
34	28.382	2:06.561
125	28.477	2:05.442
87	33.098	2:04.408
81	38.231	2:08.233
36	45.654	2:09.383
42	1 Lap	2:23.230
281	46.618	2:08.441
155	1 Lap	2:23.202
18	1 Lap	2:17.715
45	58.322	2:09.486
222	58.510	2:09.704
243	1:01.876	2:09.048
29	1:03.358	2:03.286
395	1 Lap	2:24.893
261	1:11.624	2:09.999
50	1:11.765	2:09.778
56	1:18.869	2:11.546
141	1:19.483	2:05.426
274	1:20.890	2:12.208
96	1:21.583	2:12.793
37	1:36.029	2:15.279
46	1:36.308	2:06.410
58	1:40.588	2:09.308
41	1:43.874	2:11.400
888	1:47.366	2:18.112
84	2:07.409	2:23.435

# BMCRC - MRO Championships 2022 - Rnd 3 @ Snetterton 300

## BMCRC Rookie 600 & 1000

### RACE 5 - SECTOR ANALYSIS



SECTOR 1 = FL to I1, SECTOR 2 = I1 to FL, DIFF = Difference To Personal Best Lap, P = Crossed Finish Line in Pit Lane, D = Time Disallowed

P1		334 1000		Anthony BRANDISH		Suzuki GSXR 1000 - BW bespoke developments ltd	
IDEAL LAP TIME : 2:00.941		BEST LAP TIME : 2:01.298		DIFFERENCE : 0.357			
LAP	SECTOR 1	SECTOR 2	LAP TIME	MPH	DIFF	TIME OF DAY	
1 -		40.901	2:07.562	83.78	6.264	11:01:50.728	
2 -	1:20.902	40.396	<b>2:01.298 (1)</b>	<b>88.11</b>		<b>11:03:52.026</b>	
3 -	1:20.938	40.498	2:01.436 (3)	88.01	0.138	11:05:53.462	
4 -	<b>1:20.729</b>	41.342	2:02.071	87.55	0.773	11:07:55.533	
5 -	1:22.005	40.992	2:02.997	86.89	1.699	11:09:58.530	
6 -	1:20.872	40.557	2:01.429 (2)	88.01	0.131	11:11:59.959	
7 -	1:24.629	<b>40.212</b>	2:04.841	85.61	3.543	11:14:04.800	

P2		69 1000		Alfie COKER		Kawasaki ZX10R - Elmech Racing	
IDEAL LAP TIME : 2:00.535		BEST LAP TIME : 2:00.671		DIFFERENCE : 0.136			
LAP	SECTOR 1	SECTOR 2	LAP TIME	MPH	DIFF	TIME OF DAY	
1 -		41.340	2:08.816	82.97	8.145	11:01:51.982	
2 -	1:22.655	40.744	2:03.399	86.61	2.728	11:03:55.381	
3 -	1:22.445	41.212	2:03.657	86.43	2.986	11:05:59.038	
4 -	1:21.312	40.716	2:02.028 (3)	87.58	1.357	11:08:01.066	
5 -	1:21.428	42.230	2:03.658	86.43	2.987	11:10:04.724	
6 -	<b>1:20.360</b>	40.311	<b>2:00.671 (1)</b>	<b>88.57</b>		<b>11:12:05.395</b>	
7 -	1:20.833	<b>40.175</b>	2:01.008 (2)	88.32	0.337	11:14:06.403	

P3		224 1000		Lee HEALEY		Suzuki GSXR 1000R - F-Tech Fire & Electrical Ltd / Ark Joinery	
IDEAL LAP TIME : 2:01.708		BEST LAP TIME : 2:02.439		DIFFERENCE : 0.731			
LAP	SECTOR 1	SECTOR 2	LAP TIME	MPH	DIFF	TIME OF DAY	
1 -		41.419	2:09.187	82.73	6.748	11:01:52.353	
2 -	1:22.539	40.794	2:03.333	86.66	0.894	11:03:55.686	
3 -	1:22.437	41.505	2:03.942	86.23	1.503	11:05:59.628	
4 -	1:21.766	<b>40.673</b>	<b>2:02.439 (1)</b>	<b>87.29</b>		<b>11:08:02.067</b>	
5 -	<b>1:21.035</b>	42.242	2:03.277 (3)	86.69	0.838	11:10:05.344	
6 -	1:21.820	40.983	2:02.803 (2)	87.03	0.364	11:12:08.147	
7 -	1:23.581	41.848	2:05.429	85.21	2.990	11:14:13.576	

P4		23 1000		Harry HINCHCLIFFE		Kawasaki ZX10R - JDL Electrical	
IDEAL LAP TIME : 2:02.715		BEST LAP TIME : 2:03.148		DIFFERENCE : 0.433			
LAP	SECTOR 1	SECTOR 2	LAP TIME	MPH	DIFF	TIME OF DAY	
1 -		41.214	2:09.762	82.36	6.614	11:01:52.928	
2 -	1:22.393	41.066	2:03.459 (3)	86.57	0.311	11:03:56.387	
3 -	1:24.377	<b>41.059</b>	2:05.436	85.20	2.288	11:06:01.823	
4 -	1:21.877	41.271	<b>2:03.148 (1)</b>	<b>86.79</b>		<b>11:08:04.971</b>	
5 -	<b>1:21.656</b>	41.635	2:03.291 (2)	86.68	0.143	11:10:08.262	
6 -	1:24.068	41.859	2:05.927	84.87	2.779	11:12:14.189	
7 -	1:24.330	42.749	2:07.079	84.10	3.931	11:14:21.268	

P5		175 1000		Arlindo PESTANA		BMW S1000RR - Pep's racing	
IDEAL LAP TIME : 2:04.576		BEST LAP TIME : 2:04.696		DIFFERENCE : 0.120			
LAP	SECTOR 1	SECTOR 2	LAP TIME	MPH	DIFF	TIME OF DAY	
1 -		42.923	2:14.182	79.65	9.486	11:01:57.348	
2 -	1:22.746	42.480	2:05.226	85.35	0.530	11:04:02.574	
3 -	<b>1:22.597</b>	42.099	<b>2:04.696 (1)</b>	<b>85.71</b>		<b>11:06:07.270</b>	
4 -	1:23.028	42.066	2:05.094	85.44	0.398	11:08:12.364	
5 -	1:22.783	42.247	2:05.030 (2)	85.48	0.334	11:10:17.394	
6 -	1:23.063	<b>41.979</b>	2:05.042 (3)	85.47	0.346	11:12:22.436	
7 -	1:22.799	42.244	2:05.043	85.47	0.347	11:14:27.479	

# BMCRC - MRO Championships 2022 - Rnd 3 @ Snetterton 300

## BMCRC Rookie 600 & 1000

### RACE 5 - SECTOR ANALYSIS



SECTOR 1 = FL to I1, SECTOR 2 = I1 to FL, DIFF = Difference To Personal Best Lap, P = Crossed Finish Line in Pit Lane, D = Time Disallowed

P6		63 1000		Riccardo BIGUZZI		BMW S1000RR - A&R Cars	
IDEAL LAP TIME : 2:04.625		BEST LAP TIME : 2:04.712		DIFFERENCE : 0.087			
LAP	SECTOR 1	SECTOR 2	LAP TIME	MPH	DIFF	TIME OF DAY	
1 -		42.402	2:14.913	79.22	10.201	11:01:58.079	
2 -	1:23.694	42.309	2:06.003	84.82	1.291	11:04:04.082	
3 -	1:23.837	42.509	2:06.346	84.59	1.634	11:06:10.428	
4 -	1:23.911	<b>42.226</b>	2:06.137	84.73	1.425	11:08:16.565	
5 -	1:23.357	42.367	2:05.724 (3)	85.01	1.012	11:10:22.289	
6 -	1:22.866	42.261	2:05.127 (2)	85.41	0.415	11:12:27.416	
7 -	<b>1:22.399</b>	42.313	<b>2:04.712 (1)</b>	<b>85.70</b>		<b>11:14:32.128</b>	

P7		34 1000		Ben CHEESEMAN		Kawasaki ZX10RR - BCH Services Kent Ltd	
IDEAL LAP TIME : 2:04.518		BEST LAP TIME : 2:04.518		DIFFERENCE : 0.000			
LAP	SECTOR 1	SECTOR 2	LAP TIME	MPH	DIFF	TIME OF DAY	
1 -		43.409	2:16.059	78.55	11.541	11:01:59.225	
2 -	1:23.066	42.354	2:05.420 (3)	85.21	0.902	11:04:04.645	
3 -	1:23.457	42.605	2:06.062	84.78	1.544	11:06:10.707	
4 -	<b>1:22.764</b>	<b>41.754</b>	<b>2:04.518 (1)</b>	<b>85.83</b>		<b>11:08:15.225</b>	
5 -			2:05.007 (2)	85.49	0.489	11:10:20.232	
6 -			2:06.389	84.56	1.871	11:12:26.621	
7 -	1:23.396	43.165	2:06.561	84.45	2.043	11:14:33.182	

P8		125 1000		Matthew CHAM		Kawasaki ZX10R - MFM Track Bikes	
IDEAL LAP TIME : 2:05.029		BEST LAP TIME : 2:05.442		DIFFERENCE : 0.413			
LAP	SECTOR 1	SECTOR 2	LAP TIME	MPH	DIFF	TIME OF DAY	
1 -		<b>41.713</b>	2:10.846	81.68	5.404	11:01:54.012	
2 -	1:23.506	42.462	2:05.968 (2)	84.84	0.526	11:03:59.980	
3 -	1:23.512	42.796	2:06.308 (3)	84.61	0.866	11:06:06.288	
4 -	1:23.786	42.537	2:06.323	84.60	0.881	11:08:12.611	
5 -	1:24.829	43.389	2:08.218	83.35	2.776	11:10:20.829	
6 -	1:24.270	42.736	2:07.006	84.15	1.564	11:12:27.835	
7 -	<b>1:23.316</b>	42.126	<b>2:05.442 (1)</b>	<b>85.20</b>		<b>11:14:33.277</b>	

P9		87 1000		Karl THOMPSON		Yamaha R1 -	
IDEAL LAP TIME : 2:04.183		BEST LAP TIME : 2:04.408		DIFFERENCE : 0.225			
LAP	SECTOR 1	SECTOR 2	LAP TIME	MPH	DIFF	TIME OF DAY	
1 -		43.623	2:18.098	77.39	13.690	11:02:01.264	
2 -	1:24.273	43.625	2:07.898	83.56	3.490	11:04:09.162	
3 -	1:23.606	43.561	2:07.167	84.04	2.759	11:06:16.329	
4 -	1:23.299	42.912	2:06.211	84.68	1.803	11:08:22.540	
5 -	1:22.794	42.441	2:05.235 (2)	85.34	0.827	11:10:27.775	
6 -	1:23.807	<b>41.908</b>	2:05.715 (3)	85.01	1.307	11:12:33.490	
7 -	<b>1:22.275</b>	42.133	<b>2:04.408 (1)</b>	<b>85.91</b>		<b>11:14:37.898</b>	

P10		81 1000		Dan HARTLE		Yamaha R1 -	
IDEAL LAP TIME : 2:06.109		BEST LAP TIME : 2:06.121		DIFFERENCE : 0.012			
LAP	SECTOR 1	SECTOR 2	LAP TIME	MPH	DIFF	TIME OF DAY	
1 -		42.987	2:17.517	77.72	11.396	11:02:00.683	
2 -	1:24.326	43.335	2:07.661	83.72	1.540	11:04:08.344	
3 -	1:24.225	43.390	2:07.615	83.75	1.494	11:06:15.959	
4 -	1:23.615	42.800	2:06.415 (3)	84.54	0.294	11:08:22.374	
5 -	<b>1:23.470</b>	42.833	2:06.303 (2)	84.62	0.182	11:10:28.677	
6 -	1:23.482	<b>42.639</b>	<b>2:06.121 (1)</b>	<b>84.74</b>		<b>11:12:34.798</b>	
7 -	1:24.722	43.511	2:08.233	83.34	2.112	11:14:43.031	

# BMCRC - MRO Championships 2022 - Rnd 3 @ Snetterton 300

## BMCRC Rookie 600 & 1000

### RACE 5 - SECTOR ANALYSIS



SECTOR 1 = FL to I1, SECTOR 2 = I1 to FL, DIFF = Difference To Personal Best Lap, P = Crossed Finish Line in Pit Lane, D = Time Disallowed

<b>P11 36 1000 Alan MORGAN</b>		Suzuki GSXR 1000 - Little Duck Racing				
IDEAL LAP TIME : 2:05.908		BEST LAP TIME : 2:05.908		DIFFERENCE : 0.000		
LAP	SECTOR 1	SECTOR 2	LAP TIME	MPH	DIFF	TIME OF DAY
1 -		43.109	2:16.744	78.16	10.836	11:01:59.910
2 -	1:26.340	43.038	2:09.378	82.61	3.470	11:04:09.288
3 -	1:24.518	42.733	2:07.251 (3)	83.99	1.343	11:06:16.539
4 -	1:24.188	42.472	2:06.660 (2)	84.38	0.752	11:08:23.199
5 -	<b>1:23.887</b>	<b>42.021</b>	<b>2:05.908 (1)</b>	<b>84.88</b>		<b>11:10:29.107</b>
6 -	1:27.944	44.020	2:11.964	80.99	6.056	11:12:41.071
7 -	1:25.538	43.845	2:09.383	82.60	3.475	11:14:50.454

<b>P12 281 1000 Daniel FARLEY</b>		Suzuki GSXR - F-TECH FIRE & ELECTRICAL LTD				
IDEAL LAP TIME : 2:07.604		BEST LAP TIME : 2:07.714		DIFFERENCE : 0.110		
LAP	SECTOR 1	SECTOR 2	LAP TIME	MPH	DIFF	TIME OF DAY
1 -		43.078	2:16.275	78.43	8.561	11:01:59.441
2 -	1:25.324	43.912	2:09.236	82.70	1.522	11:04:08.677
3 -	1:26.482	43.158	2:09.640	82.44	1.926	11:06:18.317
4 -	<b>1:25.046</b>	42.846	2:07.892 (2)	83.57	0.178	11:08:26.209
5 -	1:25.156	<b>42.558</b>	<b>2:07.714 (1)</b>	<b>83.68</b>		<b>11:10:33.923</b>
6 -	1:25.872	43.182	2:09.054	82.81	1.340	11:12:42.977
7 -	1:25.401	43.040	2:08.441 (3)	83.21	0.727	11:14:51.418

<b>P13 45 1000 Glenn SMITH</b>		Kawasaki ZX10R -				
IDEAL LAP TIME : 2:08.805		BEST LAP TIME : 2:09.049		DIFFERENCE : 0.244		
LAP	SECTOR 1	SECTOR 2	LAP TIME	MPH	DIFF	TIME OF DAY
1 -		43.889	2:20.382	76.13	11.333	11:02:03.548
2 -	<b>1:25.483</b>	43.566	<b>2:09.049 (1)</b>	<b>82.82</b>		<b>11:04:12.597</b>
3 -	1:26.205	44.002	2:10.207	82.08	1.158	11:06:22.804
4 -	1:25.896	44.065	2:09.961	82.24	0.912	11:08:32.765
5 -	1:25.995	43.643	2:09.638 (3)	82.44	0.589	11:10:42.403
6 -	1:27.049	44.184	2:11.233	81.44	2.184	11:12:53.636
7 -	1:26.164	<b>43.322</b>	2:09.486 (2)	82.54	0.437	11:15:03.122

<b>P14 222 1000 Daniel MERCER</b>		Honda CBR1000RR - McLovin Racing				
IDEAL LAP TIME : 2:08.735		BEST LAP TIME : 2:09.704		DIFFERENCE : 0.969		
LAP	SECTOR 1	SECTOR 2	LAP TIME	MPH	DIFF	TIME OF DAY
1 -		43.658	2:19.663	76.52	9.959	11:02:02.829
2 -	1:27.052	44.036	2:11.088	81.53	1.384	11:04:13.917
3 -	1:26.156	43.725	2:09.881	82.29	0.177	11:06:23.798
4 -	1:26.244	43.509	2:09.753 (2)	82.37	0.049	11:08:33.551
5 -	<b>1:25.751</b>	44.120	2:09.871 (3)	82.29	0.167	11:10:43.422
6 -	1:26.050	44.134	2:10.184	82.09	0.480	11:12:53.606
7 -	1:26.720	<b>42.984</b>	<b>2:09.704 (1)</b>	<b>82.40</b>		<b>11:15:03.310</b>

<b>P15 243 1000 Tony Le GALLEZ</b>		Kawasaki ZX10R - Guttersnipe				
IDEAL LAP TIME : 2:07.442		BEST LAP TIME : 2:07.442		DIFFERENCE : 0.000		
LAP	SECTOR 1	SECTOR 2	LAP TIME	MPH	DIFF	TIME OF DAY
1 -		44.788	2:21.892	75.32	14.450	11:02:05.058
2 -	1:28.158	45.349	2:13.507	80.05	6.065	11:04:18.565
3 -	1:28.119	44.729	2:12.848	80.45	5.406	11:06:31.413
4 -	1:26.880	43.366	2:10.246	82.06	2.804	11:08:41.659
5 -	<b>1:24.559</b>	<b>42.883</b>	<b>2:07.442 (1)</b>	<b>83.86</b>		<b>11:10:49.101</b>
6 -	1:25.334	43.193	2:08.527 (2)	83.15	1.085	11:12:57.628
7 -	1:25.045	44.003	2:09.048 (3)	82.82	1.606	11:15:06.676

# BMCRC - MRO Championships 2022 - Rnd 3 @ Snetterton 300

## BMCRC Rookie 600 & 1000

### RACE 5 - SECTOR ANALYSIS



SECTOR 1 = FL to I1, SECTOR 2 = I1 to FL, DIFF = Difference To Personal Best Lap, P = Crossed Finish Line in Pit Lane, D = Time Disallowed

P16 29 600 Michael SHEPPHARD		Kawasaki ZX6R - RTR Performance, KRS Solutions				
IDEAL LAP TIME : 2:02.470		BEST LAP TIME : 2:02.822		DIFFERENCE : 0.352		
LAP	SECTOR 1	SECTOR 2	LAP TIME	MPH	DIFF	TIME OF DAY
1 -		42.191	3:02.974	58.41	1:00.152	11:02:46.140
2 -	1:21.837	41.745	2:03.582	86.48	0.760	11:04:49.722
3 -	1:21.558	<b>41.264</b>	<b>2:02.822 (1)</b>	<b>87.02</b>		<b>11:06:52.544</b>
4 -	1:21.790	41.613	2:03.403 (3)	86.61	0.581	11:08:55.947
5 -	1:22.259	42.128	2:04.387	85.92	1.565	11:11:00.334
6 -	1:21.892	42.646	2:04.538	85.82	1.716	11:13:04.872
7 -	<b>1:21.206</b>	42.080	2:03.286 (2)	86.69	0.464	11:15:08.158

P17 261 1000 Roberto Di GREGORIO		Ducati 899 PANIGALE -				
IDEAL LAP TIME : 2:09.999		BEST LAP TIME : 2:09.999		DIFFERENCE : 0.000		
LAP	SECTOR 1	SECTOR 2	LAP TIME	MPH	DIFF	TIME OF DAY
1 -		44.230	2:22.675	74.91	12.676	11:02:05.841
2 -	1:28.732	43.963	2:12.695	80.54	2.696	11:04:18.536
3 -	1:28.133	44.575	2:12.708	80.53	2.709	11:06:31.244
4 -	1:27.494	43.912	2:11.406 (2)	81.33	1.407	11:08:42.650
5 -	1:27.735	44.112	2:11.847 (3)	81.06	1.848	11:10:54.497
6 -	1:27.446	44.482	2:11.928	81.01	1.929	11:13:06.425
7 -	<b>1:26.150</b>	<b>43.849</b>	<b>2:09.999 (1)</b>	<b>82.21</b>		<b>11:15:16.424</b>

P18 50 1000 Jason PAES		Aprilia RSV4 -				
IDEAL LAP TIME : 2:09.778		BEST LAP TIME : 2:09.778		DIFFERENCE : 0.000		
LAP	SECTOR 1	SECTOR 2	LAP TIME	MPH	DIFF	TIME OF DAY
1 -		44.408	2:22.583	74.96	12.805	11:02:05.749
2 -	1:28.760	44.465	2:13.225	80.22	3.447	11:04:18.974
3 -	1:28.385	44.705	2:13.090	80.30	3.312	11:06:32.064
4 -	1:27.922	43.699	2:11.621 (3)	81.20	1.843	11:08:43.685
5 -	1:27.038	44.278	2:11.316 (2)	81.39	1.538	11:10:55.001
6 -	1:27.803	43.983	2:11.786	81.10	2.008	11:13:06.787
7 -	<b>1:26.385</b>	<b>43.393</b>	<b>2:09.778 (1)</b>	<b>82.35</b>		<b>11:15:16.565</b>

P19 56 1000 Paul HARRIS		Kawasaki ZX10R - Neil Harris Racing				
IDEAL LAP TIME : 2:11.172		BEST LAP TIME : 2:11.546		DIFFERENCE : 0.374		
LAP	SECTOR 1	SECTOR 2	LAP TIME	MPH	DIFF	TIME OF DAY
1 -		44.755	2:23.900	74.27	12.354	11:02:07.066
2 -	1:28.332	44.635	2:12.967	80.38	1.421	11:04:20.033
3 -	1:28.418	44.005	2:12.423 (3)	80.71	0.877	11:06:32.456
4 -	1:29.471	44.335	2:13.806	79.87	2.260	11:08:46.262
5 -	1:29.228	44.685	2:13.913	79.81	2.367	11:11:00.175
6 -	<b>1:27.538</b>	44.410	2:11.948 (2)	81.00	0.402	11:13:12.123
7 -	1:27.912	<b>43.634</b>	<b>2:11.546 (1)</b>	<b>81.24</b>		<b>11:15:23.669</b>

P20 141 600 Henry ROSS		Yamaha R6 -				
IDEAL LAP TIME : 2:05.081		BEST LAP TIME : 2:05.426		DIFFERENCE : 0.345		
LAP	SECTOR 1	SECTOR 2	LAP TIME	MPH	DIFF	TIME OF DAY
1 -		42.836	3:04.935	57.79	59.509	11:02:48.101
2 -	1:23.658	42.177	2:05.835	84.93	0.409	11:04:53.936
3 -	1:23.625	<b>42.054</b>	2:05.679 (2)	85.04	0.253	11:06:59.615
4 -	1:23.486	42.578	2:06.064	84.78	0.638	11:09:05.679
5 -	1:25.235	42.145	2:07.380	83.90	1.954	11:11:13.059
6 -	1:23.594	42.204	2:05.798 (3)	84.96	0.372	11:13:18.857
7 -	<b>1:23.027</b>	42.399	<b>2:05.426 (1)</b>	<b>85.21</b>		<b>11:15:24.283</b>

# BMCRC - MRO Championships 2022 - Rnd 3 @ Snetterton 300

## BMCRC Rookie 600 & 1000

### RACE 5 - SECTOR ANALYSIS



SECTOR 1 = FL to I1, SECTOR 2 = I1 to FL, DIFF = Difference To Personal Best Lap, P = Crossed Finish Line in Pit Lane, D = Time Disallowed

P21 274 1000		Stewart LATIMER		Suzuki GSXR1000 -		
IDEAL LAP TIME : 2:12.027		BEST LAP TIME : 2:12.208		DIFFERENCE : 0.181		
LAP	SECTOR 1	SECTOR 2	LAP TIME	MPH	DIFF	TIME OF DAY
1 -		44.859	2:23.775	74.33	11.567	11:02:06.941
2 -	1:29.979	45.090	2:15.069	79.13	2.861	11:04:22.010
3 -	1:28.795	44.872	2:13.667	79.96	1.459	11:06:35.677
4 -	1:28.305	<b>44.182</b>	2:12.487 (2)	80.67	0.279	11:08:48.164
5 -	1:28.272	44.250	2:12.522 (3)	80.65	0.314	11:11:00.686
6 -	1:28.287	44.509	2:12.796	80.48	0.588	11:13:13.482
7 -	<b>1:27.845</b>	44.363	<b>2:12.208 (1)</b>	<b>80.84</b>		<b>11:15:25.690</b>

P22 96 1000		Pete SCOTT		Suzuki GSXR750 - South Hill MOT Centre		
IDEAL LAP TIME : 2:11.934		BEST LAP TIME : 2:12.793		DIFFERENCE : 0.859		
LAP	SECTOR 1	SECTOR 2	LAP TIME	MPH	DIFF	TIME OF DAY
1 -		45.496	2:21.821	75.36	9.028	11:02:04.987
2 -	1:27.969	45.118	2:13.087 (2)	80.30	0.294	11:04:18.074
3 -	<b>1:27.775</b>	45.507	2:13.282 (3)	80.19	0.489	11:06:31.356
4 -	1:29.703	44.604	2:14.307	79.57	1.514	11:08:45.663
5 -	1:28.739	45.078	2:13.817	79.87	1.024	11:10:59.480
6 -	1:29.093	45.017	2:14.110	79.69	1.317	11:13:13.590
7 -	1:28.634	<b>44.159</b>	<b>2:12.793 (1)</b>	<b>80.48</b>		<b>11:15:26.383</b>

P23 37 1000		Adam DAVEY		BMW S1000RR -		
IDEAL LAP TIME : 2:13.661		BEST LAP TIME : 2:13.908		DIFFERENCE : 0.247		
LAP	SECTOR 1	SECTOR 2	LAP TIME	MPH	DIFF	TIME OF DAY
1 -		46.620	2:28.037	72.19	14.129	11:02:11.203
2 -	1:31.125	45.699	2:16.824	78.11	2.916	11:04:28.027
3 -	1:29.510	45.395	2:14.905	79.22	0.997	11:06:42.932
4 -	<b>1:28.458</b>	45.450	<b>2:13.908 (1)</b>	<b>79.81</b>		<b>11:08:56.840</b>
5 -	1:28.967	45.472	2:14.439 (3)	79.50	0.531	11:11:11.279
6 -	1:29.068	<b>45.203</b>	2:14.271 (2)	79.60	0.363	11:13:25.550
7 -	1:29.561	45.718	2:15.279	79.00	1.371	11:15:40.829

P24 46 600		Pete MARSH		Kawasaki ZX6R - Zipped Up Racing		
IDEAL LAP TIME : 2:06.410		BEST LAP TIME : 2:06.410		DIFFERENCE : 0.000		
LAP	SECTOR 1	SECTOR 2	LAP TIME	MPH	DIFF	TIME OF DAY
1 -		42.915	3:07.918	56.87	1:01.508	11:02:51.084
2 -	1:26.339	43.157	2:09.496	82.53	3.086	11:05:00.580
3 -	1:25.923	43.075	2:08.998	82.85	2.588	11:07:09.578
4 -	1:25.832	43.052	2:08.884	82.92	2.474	11:09:18.462
5 -	1:25.452	43.063	2:08.515 (3)	83.16	2.105	11:11:26.977
6 -	1:25.093	42.628	2:07.721 (2)	83.68	1.311	11:13:34.698
7 -	<b>1:24.491</b>	<b>41.919</b>	<b>2:06.410 (1)</b>	<b>84.55</b>		<b>11:15:41.108</b>

P25 58 600		Paul NICHOLAS		Yamaha YZF R6 - Harris Autos Repairs		
IDEAL LAP TIME : 2:07.823		BEST LAP TIME : 2:07.823		DIFFERENCE : 0.000		
LAP	SECTOR 1	SECTOR 2	LAP TIME	MPH	DIFF	TIME OF DAY
1 -		43.575	3:08.732	56.63	1:00.909	11:02:51.898
2 -	1:25.923	42.940	2:08.863 (2)	82.94	1.040	11:05:00.761
3 -	1:25.817	43.066	2:08.883 (3)	82.92	1.060	11:07:09.644
4 -	1:26.025	42.901	2:08.926	82.90	1.103	11:09:18.570
5 -	1:26.151	43.536	2:09.687	82.41	1.864	11:11:28.257
6 -	<b>1:25.116</b>	<b>42.707</b>	<b>2:07.823 (1)</b>	<b>83.61</b>		<b>11:13:36.080</b>
7 -	1:25.284	44.024	2:09.308	82.65	1.485	11:15:45.388

# BMCRC - MRO Championships 2022 - Rnd 3 @ Snetterton 300

## BMCRC Rookie 600 & 1000

### RACE 5 - SECTOR ANALYSIS



SECTOR 1 = FL to I1, SECTOR 2 = I1 to FL, DIFF = Difference To Personal Best Lap, P = Crossed Finish Line in Pit Lane, D = Time Disallowed

P26 41 600 Toby COOK			Triumph DAYTONA - Brixham Bodyworks			
IDEAL LAP TIME : 2:08.272		BEST LAP TIME : 2:08.575		DIFFERENCE : 0.303		
LAP	SECTOR 1	SECTOR 2	LAP TIME	MPH	DIFF	TIME OF DAY
1 -		44.357	3:09.688	56.34	1:01.113	11:02:52.854
2 -	1:25.282	<b>43.293</b>	<b>2:08.575 (1)</b>	<b>83.12</b>		<b>11:05:01.429</b>
3 -	1:25.567	43.526	2:09.093	82.79	0.518	11:07:10.522
4 -	1:25.394	43.693	2:09.087	82.79	0.512	11:09:19.609
5 -	<b>1:24.979</b>	43.832	2:08.811 (2)	82.97	0.236	11:11:28.420
6 -	1:25.368	43.486	2:08.854 (3)	82.94	0.279	11:13:37.274
7 -	1:26.748	44.652	2:11.400	81.34	2.825	11:15:48.674

P27 888 1000 Paul FAGG			Yamaha R1 4C8 -			
IDEAL LAP TIME : 2:15.311		BEST LAP TIME : 2:15.311		DIFFERENCE : 0.000		
LAP	SECTOR 1	SECTOR 2	LAP TIME	MPH	DIFF	TIME OF DAY
1 -		46.154	2:28.523	71.96	13.212	11:02:11.689
2 -	1:31.411	46.255	2:17.666	77.63	2.355	11:04:29.355
3 -	1:30.492	45.154	2:15.646 (2)	78.79	0.335	11:06:45.001
4 -	<b>1:30.319</b>	<b>44.992</b>	<b>2:15.311 (1)</b>	<b>78.98</b>		<b>11:09:00.312</b>
5 -	1:31.060	45.310	2:16.370 (3)	78.37	1.059	11:11:16.682
6 -	1:31.223	46.149	2:17.372	77.80	2.061	11:13:34.054
7 -	1:32.151	45.961	2:18.112	77.38	2.801	11:15:52.166

P28 84 1000 Colin McPHERSON			Kawasaki ZX10R -			
IDEAL LAP TIME : 2:18.142		BEST LAP TIME : 2:18.604		DIFFERENCE : 0.462		
LAP	SECTOR 1	SECTOR 2	LAP TIME	MPH	DIFF	TIME OF DAY
1 -		47.771	2:29.145	71.66	10.541	11:02:12.311
2 -	1:32.594	47.161	2:19.755	76.47	1.151	11:04:32.066
3 -	<b>1:31.852</b>	47.374	2:19.226 (2)	76.76	0.622	11:06:51.292
4 -	1:32.314	<b>46.290</b>	<b>2:18.604 (1)</b>	<b>77.11</b>		<b>11:09:09.896</b>
5 -	1:32.640	46.691	2:19.331 (3)	76.71	0.727	11:11:29.227
6 -	1:32.411	47.136	2:19.547	76.59	0.943	11:13:48.774
7 -	1:35.229	48.206	2:23.435	74.51	4.831	11:16:12.209

P29 52 600 Spencer CARRINGTON			Yamaha R6 - seton tuning			
IDEAL LAP TIME : 2:13.024		BEST LAP TIME : 2:13.024		DIFFERENCE : 0.000		
LAP	SECTOR 1	SECTOR 2	LAP TIME	MPH	DIFF	TIME OF DAY
1 -		47.602	3:20.841	53.21	1:07.817	11:03:04.007
2 -	1:34.367	46.853	2:21.220	75.68	8.196	11:05:25.227
3 -	1:31.173	44.975	2:16.148	78.50	3.124	11:07:41.375
4 -	1:30.894	44.772	2:15.666 (3)	78.78	2.642	11:09:57.041
5 -	1:29.337	44.450	2:13.787 (2)	79.88	0.763	11:12:10.828
6 -	<b>1:28.684</b>	<b>44.340</b>	<b>2:13.024 (1)</b>	<b>80.34</b>		<b>11:14:23.852</b>

P30 42 600 Kai EVANS			Kawasaki ZX6R - CBS Ltd Construction and Engineering			
IDEAL LAP TIME : 2:19.801		BEST LAP TIME : 2:20.116		DIFFERENCE : 0.315		
LAP	SECTOR 1	SECTOR 2	LAP TIME	MPH	DIFF	TIME OF DAY
1 -		47.919	3:19.872	53.47	59.756	11:03:03.038
2 -	1:34.831	<b>46.732</b>	2:21.563 (3)	75.50	1.447	11:05:24.601
3 -	1:33.707	47.317	2:21.024 (2)	75.78	0.908	11:07:45.625
4 -	<b>1:33.069</b>	47.047	<b>2:20.116 (1)</b>	<b>76.28</b>		<b>11:10:05.741</b>
5 -	1:34.578	47.032	2:21.610	75.47	1.494	11:12:27.351
6 -	1:35.640	47.590	2:23.230	74.62	3.114	11:14:50.581

# BMCRC - MRO Championships 2022 - Rnd 3 @ Snetterton 300

## BMCRC Rookie 600 & 1000

### RACE 5 - SECTOR ANALYSIS



SECTOR 1 = FL to I1, SECTOR 2 = I1 to FL, DIFF = Difference To Personal Best Lap, P = Crossed Finish Line in Pit Lane, D = Time Disallowed

<b>P31 18 600 Graeme COE</b>			Yamaha R6 -			
IDEAL LAP TIME : 2:15.958		BEST LAP TIME : 2:17.681		DIFFERENCE : 1.723		
LAP	SECTOR 1	SECTOR 2	LAP TIME	MPH	DIFF	TIME OF DAY
1 -		48.418	3:21.235	53.11	1:03.554	11:03:04.401
2 -	1:34.422	46.486	2:20.908	75.85	3.227	11:05:25.309
3 -	1:32.824	<b>45.019</b>	2:17.843 (3)	77.53	0.162	11:07:43.152
<b>4 -</b>	<b>1:30.939</b>	46.742	<b>2:17.681 (1)</b>	<b>77.62</b>		<b>11:10:00.833</b>
5 -	1:54.068	47.832	2:41.900	66.01	24.219	11:12:42.733
6 -	1:31.945	45.770	2:17.715 (2)	77.61	0.034	11:15:00.448

<b>P32 155 600 Eliot SMITH</b>			Honda CBR600RR - Pro-Moto Europe Ltd			
IDEAL LAP TIME : 2:19.705		BEST LAP TIME : 2:20.047		DIFFERENCE : 0.342		
LAP	SECTOR 1	SECTOR 2	LAP TIME	MPH	DIFF	TIME OF DAY
1 -		47.319	3:21.445	53.05	1:01.398	11:03:04.611
2 -	1:34.561	<b>46.912</b>	2:21.473 (3)	75.54	1.426	11:05:26.084
<b>3 -</b>	<b>1:32.793</b>	47.254	<b>2:20.047 (1)</b>	<b>76.31</b>		<b>11:07:46.131</b>
4 -	1:33.133	47.848	2:20.981 (2)	75.81	0.934	11:10:07.112
5 -	1:33.686	47.888	2:21.574	75.49	1.527	11:12:28.686
6 -	1:34.509	48.693	2:23.202	74.63	3.155	11:14:51.888

<b>P33 395 600 William NICHOLLS</b>			Yamaha R6 - Will Nicholls Farriery			
IDEAL LAP TIME : 2:20.395		BEST LAP TIME : 2:21.888		DIFFERENCE : 1.493		
LAP	SECTOR 1	SECTOR 2	LAP TIME	MPH	DIFF	TIME OF DAY
1 -		<b>47.589</b>	3:22.472	52.78	1:00.584	11:03:05.638
2 -	1:36.004	51.831	2:27.835	72.29	5.947	11:05:33.473
3 -	1:34.863	50.103	2:24.966 (3)	73.72	3.078	11:07:58.439
4 -	1:37.467	49.685	2:27.152	72.63	5.264	11:10:25.591
<b>5 -</b>	<b>1:32.806</b>	49.082	<b>2:21.888 (1)</b>	<b>75.32</b>		<b>11:12:47.479</b>
6 -	1:35.131	49.762	2:24.893 (2)	73.76	3.005	11:15:12.372

<b>P34 449 1000 Luke WALLINGTON</b>			Yamaha R1 4C8 - BW Bespoke Developments Ltd			
IDEAL LAP TIME : 2:00.651		BEST LAP TIME : 2:01.237		DIFFERENCE : 0.586		
LAP	SECTOR 1	SECTOR 2	LAP TIME	MPH	DIFF	TIME OF DAY
1 -		40.987	2:06.915	84.21	5.678	11:01:50.081
<b>2 -</b>	1:20.875	<b>40.362</b>	<b>2:01.237 (1)</b>	<b>88.15</b>		<b>11:03:51.318</b>
3 -	1:21.197	40.506	2:01.703 (3)	87.82	0.466	11:05:53.021
4 -	<b>1:20.289</b>	40.988	2:01.277 (2)	88.12	0.040	11:07:54.298

<b>P35 120 600 James GOWER</b>			Yamaha R6 - TeamRubyRacing			
IDEAL LAP TIME :		BEST LAP TIME :		DIFFERENCE :		
LAP	SECTOR 1	SECTOR 2	LAP TIME	MPH	DIFF	TIME OF DAY
1 -		<b>46.100</b>	3:14.975	54.81		11:02:58.141



# BMCRC - MRO Championships 2022 - Rnd 3 @ Snetterton 300

## BMCRC Rookie 600 & 1000

### RACE 5 - BEST SECTORS

SECTOR 1			SECTOR 2			IDEAL / BEST COMPARISON						
POS	NO	NAME	TIME	NO	NAME	TIME	POS	NO	NAME	IDEAL	BEST	DIFF
									<b>PERFECT LAP</b>	<b>2:00.464</b>		
1	449	WALLINGTON	1:20.289	69	COKER	40.175	1	69	COKER	2:00.535	2:00.671	0.136
2	69	COKER	1:20.360	334	BRANDISH	40.212	2	449	WALLINGTON	2:00.651	2:01.237	0.586
3	334	BRANDISH	1:20.729	449	WALLINGTON	40.362	3	334	BRANDISH	2:00.941	2:01.298	0.357
4	224	HEALEY	1:21.035	224	HEALEY	40.673	4	224	HEALEY	2:01.708	2:02.439	0.731
5	29	SHEPPHARD	1:21.206	23	HINCHCLIFFE	41.059	5	29	SHEPPHARD	2:02.470	2:02.822	0.352
6	23	HINCHCLIFFE	1:21.656	29	SHEPPHARD	41.264	6	23	HINCHCLIFFE	2:02.715	2:03.148	0.433
7	87	THOMPSON	1:22.275	125	CHAM	41.713	7	87	THOMPSON	2:04.183	2:04.408	0.225
8	63	BIGUZZI	1:22.399	34	CHEESEMAN	41.754	8	34	CHEESEMAN	2:04.518	2:04.518	0.000
9	175	PESTANA	1:22.597	87	THOMPSON	41.908	9	175	PESTANA	2:04.576	2:04.696	0.120
10	34	CHEESEMAN	1:22.764	46	MARSH	41.919	10	63	BIGUZZI	2:04.625	2:04.712	0.087
11	141	ROSS	1:23.027	175	PESTANA	41.979	11	125	CHAM	2:05.029	2:05.442	0.413
12	125	CHAM	1:23.316	36	MORGAN	42.021	12	141	ROSS	2:05.081	2:05.426	0.345
13	81	HARTLE	1:23.470	141	ROSS	42.054	13	36	MORGAN	2:05.908	2:05.908	0.000
14	36	MORGAN	1:23.887	63	BIGUZZI	42.226	14	81	HARTLE	2:06.109	2:06.121	0.012
15	46	MARSH	1:24.491	281	FARLEY	42.558	15	46	MARSH	2:06.410	2:06.410	0.000
16	243	GALLEZ	1:24.559	81	HARTLE	42.639	16	243	GALLEZ	2:07.442	2:07.442	0.000
17	41	COOK	1:24.979	58	NICHOLAS	42.707	17	281	FARLEY	2:07.604	2:07.714	0.110
18	281	FARLEY	1:25.046	243	GALLEZ	42.883	18	58	NICHOLAS	2:07.823	2:07.823	0.000
19	58	NICHOLAS	1:25.116	222	MERCER	42.984	19	41	COOK	2:08.272	2:08.575	0.303
20	45	SMITH	1:25.483	41	COOK	43.293	20	222	MERCER	2:08.735	2:09.704	0.969
21	222	MERCER	1:25.751	45	SMITH	43.322	21	45	SMITH	2:08.805	2:09.049	0.244
22	261	GREGORIO	1:26.150	50	PAES	43.393	22	50	PAES	2:09.778	2:09.778	0.000
23	50	PAES	1:26.385	56	HARRIS	43.634	23	261	GREGORIO	2:09.999	2:09.999	0.000
24	56	HARRIS	1:27.538	261	GREGORIO	43.849	24	56	HARRIS	2:11.172	2:11.546	0.374
25	96	SCOTT	1:27.775	96	SCOTT	44.159	25	96	SCOTT	2:11.934	2:12.793	0.859
26	274	LATIMER	1:27.845	274	LATIMER	44.182	26	274	LATIMER	2:12.027	2:12.208	0.181
27	37	DAVEY	1:28.458	52	CARRINGTON	44.340	27	52	CARRINGTON	2:13.024	2:13.024	0.000
28	52	CARRINGTON	1:28.684	888	FAGG	44.992	28	37	DAVEY	2:13.661	2:13.908	0.247
29	888	FAGG	1:30.319	18	COE	45.019	29	888	FAGG	2:15.311	2:15.311	0.000
30	18	COE	1:30.939	37	DAVEY	45.203	30	18	COE	2:15.958	2:17.681	1.723
31	84	McPHERSON	1:31.852	120	GOWER	46.100	31	84	McPHERSON	2:18.142	2:18.604	0.462
32	155	SMITH	1:32.793	84	McPHERSON	46.290	32	155	SMITH	2:19.705	2:20.047	0.342
33	395	NICHOLLS	1:32.806	42	EVANS	46.732	33	42	EVANS	2:19.801	2:20.116	0.315
34	42	EVANS	1:33.069	155	SMITH	46.912	34	395	NICHOLLS	2:20.395	2:21.888	1.493
35				395	NICHOLLS	47.589	35	120	GOWER			
36												

# BMCRC - MRO Championships 2022 - Rnd 3 @ Snetterton 300

## BMCRC Rookie 600 & 1000

### RACE 5 - STATISTICS

**Competitors Started** 36  
**Planned Start** 2022-05-08 @ 11:00:00.000  
**Actual Start** 2022-05-08 @ 10:59:43.165  
**Finish Time** 2022-05-08 @ 11:14:04.799  
**Track Length** 2.9689mi.  
**Total Laps** 231  
**Total Distance Covered** 685.8185mi.

#### Session Fastest Lap History

NO	CL	NAME	LAP TIME	TIME OF DAY	LAP	VEHICLE
449	1000	Luke WALLINGTON	2:01.237	11:03:51.322	2	Yamaha R1 4C8
69	1000	Alfie COKER	2:00.671	11:12:05.399	6	Kawasaki ZX10R

#### Session Leader History

NO	CL	NAME	FROM LAP	LAPS LED	DISTANCE	VEHICLE
449	1000	Luke WALLINGTON	1	4	11.87 miles	Yamaha R1 4C8
334	1000	Anthony BRANDISH	5	3	8.90 miles	Suzuki GSXR 1000

#### Flag History

TYPE	TIME OF DAY
GREEN	10:59:43.165
FINISH	11:14:04.799

#### Flag Statistics

TYPE	COUNT	TOTAL LAPS	TOTAL TIME
Green	1	7	16:37.686
Red	0	0	0.000
Safety Car	0	0	0.000
FCY	0	0	0.000

# BMCRC - MRO Championships 2022 - Rnd 3 @ Snetterton 300

## BMCRC Rookie 600 & 1000

### RACE 5 - STATISTICS

**CLASS : 1000**

24 Starters

#### Fastest Lap History

NO	NAME	LAP TIME	TIME OF DAY	LAP	VEHICLE
449	Luke WALLINGTON	2:01.237	11:03:51.322	2	Yamaha R1 4C8
69	Alfie COKER	2:00.671	11:12:05.399	6	Kawasaki ZX10R

#### Leader History

NO	NAME	FROM LAP	LAPS LED	DISTANCE	VEHICLE
449	Luke WALLINGTON	1	4	11.87 miles	Yamaha R1 4C8
334	Anthony BRANDISH	5	3	8.90 miles	Suzuki GSXR 1000

# BMCRC - MRO Championships 2022 - Rnd 3 @ Snetterton 300

## BMCRC Rookie 600 & 1000

### RACE 5 - STATISTICS

**CLASS : 600**

12 Starters

#### Fastest Lap History

NO	NAME	LAP TIME	TIME OF DAY	LAP	VEHICLE
29	Michael SHEPPHARD	<b>2:03.582</b>	11:04:49.726	2	Kawasaki ZX6R
29	Michael SHEPPHARD	<b>2:02.822</b>	11:06:52.548	3	Kawasaki ZX6R

#### Leader History

NO	NAME	FROM LAP	LAPS LED	DISTANCE	VEHICLE
29	Michael SHEPPHARD	1	7	20.78 miles	Kawasaki ZX6R

# BMCRC - MRO Championships 2022 - Rnd 3 @ Snetterton 300

## BMCRC Rookie 600 & 1000

### RACE 15 - GRID (7 Laps)



CONTRACTORS LTD

ROW 14	42		41	177 Calogero LAURICELLA	40	28 Craig BICKNELL	
ROW 13		39	120 James GOWER	38	395 William NICHOLLS	37	42 Kai EVANS
ROW 12		36	155 Eliot SMITH	35	18 Graeme COE	34	524 Callum PATON
ROW 11		33	52 Spencer CARRINGTON	32	41 Toby COOK	31	58 Paul NICHOLAS
ROW 10		30	46 Pete MARSH	29	141 Henry ROSS	28	29 Michael SHEPPHARD
ROW 9		27		26		25	
ROW 8		24	84 Colin McPHERSON	23	888 Paul FAGG	22	37 Adam DAVEY
ROW 7		21	96 Pete SCOTT	20	274 Stewart LATIMER	19	56 Paul HARRIS
ROW 6		18	261 Roberto Di GREGORIO	17	50 Jason PAES	16	222 Daniel MERCER
ROW 5		15	45 Glenn SMITH	14	281 Daniel FARLEY	13	243 Tony Le GALLEZ
ROW 4		12	81 Dan HARTLE	11	36 Alan MORGAN	10	125 Matthew CHAM
ROW 3		9	63 Riccardo BIGUZZI	8	175 Arlindo PESTANA	7	34 Ben CHEESEMAN
ROW 2		6	87 Karl THOMPSON	5	23 Harry HINCHCLIFFE	4	224 Lee HEALEY
ROW 1		3	334 Anthony BRANDISH	2	449 Luke WALLINGTON	1	69 Alfie COKER
<b>Pole</b>							

Snetterton 300: 2.9689 miles

These results are provisional until the conclusion of any judicial and technical matters.

Clerk Of Course :	Stewards :	Timekeeper : Craig Smith
-------------------	------------	--------------------------

Results can be found at [www.tsl-timing.com](http://www.tsl-timing.com)

Printed - 11:19 Sunday, 08 May 2022



# BMCRC - MRO Championships 2022 - Rnd 3 @ Snetterton 300

## BMCRC Rookie 600 & 1000

### RACE 15 - CLASSIFICATION



CONTRACTORS LTD

POS	NO	CL	PIC NAME	ENTRY	LAPS	TIME	GAP	DIFF	MPH	BEST	ON
1	449	1000	1 Luke WALLINGTON	Yamaha R1 4C8 - BW Bespoke Developments Ltd	7	14:05.227			88.51	1:59.131	6
2	334	1000	2 Anthony BRANDISH	Suzuki GSXR 1000 - BW bespoke developments ltd	7	14:16.687	11.460	11.460	87.33	2:00.537	7
3	69	1000	3 Alfie COKER	Kawasaki ZX10R - Elmech Racing	7	14:21.385	16.158	4.698	86.85	2:00.964	7
4	224	1000	4 Lee HEALEY	Suzuki GSXR 1000R - F-Tech Fire & Electrical Ltd /	7	14:36.834	31.607	15.449	85.32	2:03.077	2
5	23	1000	5 Harry HINCHCLIFFE	Kawasaki ZX10R - JDL Electrical	7	14:44.545	39.318	7.711	84.58	2:03.981	3
6	125	1000	6 Matthew CHAM	Kawasaki ZX10R - MFM Track Bikes	7	14:45.850	40.623	1.305	84.45	2:05.081	3
7	87	1000	7 Karl THOMPSON	Yamaha R1 -	7	14:53.703	48.476	7.853	83.71	2:02.626	7
8	63	1000	8 Riccardo BIGUZZI	BMW S1000RR - A&R Cars	7	14:54.216	48.989	0.513	83.66	2:03.266	7
9	175	1000	9 Arlindo PESTANA	BMW S1000RR - Pep's racing	7	15:00.146	54.919	5.930	83.11	2:04.679	4
10	81	1000	10 Dan HARTLE	Yamaha R1 -	7	15:06.496	1:01.269	6.350	82.53	2:07.046	5
11	45	1000	11 Glenn SMITH	Kawasaki ZX10R -	7	15:06.570	1:01.343	0.074	82.52	2:06.496	5
12	281	1000	12 Daniel FARLEY	Suzuki GSXR - F-TECH FIRE & ELECTRICAL LTD	7	15:12.426	1:07.199	5.856	81.99	2:08.470	5
13	222	1000	13 Daniel MERCER	Honda CBR1000RR - McLovin Racing	7	15:18.311	1:13.084	5.885	81.47	2:08.295	6
14	261	1000	14 Roberto Di GREGORIO	Ducati 899 PANIGALE -	7	15:22.223	1:16.996	3.912	81.12	2:08.514	6
15	36	1000	15 Alan MORGAN	Suzuki GSXR 1000 - Little Duck Racing	7	15:27.145	1:21.918	4.922	80.69	2:08.875	2
16	29	600	1 Michael SHEPPHARD	Kawasaki ZX6R - RTR Performance, KRS Solutions	7	15:30.297	1:25.070	3.152	80.42	2:02.354	5
17	141	600	2 Henry ROSS	Yamaha R6 -	7	15:35.015	1:29.788	4.718	80.01	2:03.252	6
18	524	600	3 Callum PATON	Honda CBR600 RR -	7	15:35.488	1:30.261	0.473	79.97	2:03.890	7
19	56	1000	16 Paul HARRIS	Kawasaki ZX10R - Neil Harris Racing	7	15:35.682	1:30.455	0.194	79.95	2:09.839	6
20	37	1000	17 Adam DAVEY	BMW S1000RR -	7	15:36.225	1:30.998	0.543	79.91	2:08.553	7
21	274	1000	18 Stewart LATIMER	Suzuki GSXR1000 -	7	15:50.182	1:44.955	13.957	78.73	2:13.179	2
22	46	600	4 Pete MARSH	Kawasaki ZX6R - Zipped Up Racing	7	15:56.523	1:51.296	6.341	78.21	2:06.675	2
23	96	1000	19 Pete SCOTT	Suzuki GSXR750 - South Hill MOT Centre	7	15:57.093	1:51.866	0.570	78.17	2:10.436	7
24	58	600	5 Paul NICHOLAS	Yamaha YZF R6 - Harris Autos Repairs	7	15:57.206	1:51.979	0.113	78.16	2:06.809	5
25	888	1000	20 Paul FAGG	Yamaha R1 4C8 -	7	16:11.629	2:06.402	14.423	77.00	2:15.148	4
26	41	600	6 Toby COOK	Triumph DAYTONA - Brixham Bodyworks	6	14:05.640	1 Lap	1 Lap	75.83	2:08.799	5
27	84	1000	21 Colin McPHERSON	Kawasaki ZX10R -	6	14:09.739	1 Lap	4.099	75.46	2:19.559	4
28	120	600	7 James GOWER	Yamaha R6 - TeamRubyRacing	6	14:34.623	1 Lap	24.884	73.32	2:12.775	6
29	18	600	8 Graeme COE	Yamaha R6 -	6	14:37.402	1 Lap	2.779	73.08	2:13.610	4
30	52	600	9 Spencer CARRINGTON	Yamaha R6 - seton tuning	6	14:38.165	1 Lap	0.763	73.02	2:13.340	5
31	42	600	10 Kai EVANS	Kawasaki ZX6R - CBS Ltd Construction and Engine	6	15:18.216	1 Lap	40.051	69.84	2:20.684	3
32	155	600	11 Eliot SMITH	Honda CBR600RR - Pro-Moto Europe Ltd	6	15:18.418	1 Lap	0.202	69.82	2:20.464	3
33	395	600	12 William NICHOLLS	Yamaha R6 - Will Nicholls Farriery	6	15:19.229	1 Lap	0.811	69.76	2:19.929	4

#### NOT CLASSIFIED

DNF	243	1000	Tony Le GALLEZ	Kawasaki ZX10R - Guttersnipe	4	9:02.198	3 Laps	2 Laps	78.84	2:13.041	2
DNF	50	1000	Jason PAES	Aprilia RSV4 -	2	4:33.258	5 Laps	2 Laps	78.22	2:11.830	2
DNF	34	1000	Ben CHEESEMAN	Kawasaki ZX10RR - BCH Services Kent Ltd	1	2:16.220	6 Laps	1 Lap	78.46		

#### FASTEST LAP

449	1000	Luke WALLINGTON	Yamaha R1 4C8 - BW Bespoke Developments Ltd	6	1:59.131	89.71 mph	144.38 kph
29	600	Michael SHEPPHARD	Kawasaki ZX6R - RTR Performance, KRS Solutions	5	2:02.354	87.35 mph	140.58 kph

Class 1000 - 92.5% of Race Speed = 81.87 mph

Class 600 - 92.5% of Race Speed = 74.38 mph

Weather / Track : Bright / Dry

These results are provisional until the conclusion of any judicial and technical matters.

Race Distance: 7 Laps / 20.78 miles

Snetterton 300: 2.9689 miles

Date: 08/05/2022 Start: 15:26 Finish: 15:40

Clerk Of Course :	Stewards :	Timekeeper : Craig Smith
-------------------	------------	--------------------------

Results can be found at [www.tsl-timing.com](http://www.tsl-timing.com)

Printed - 15:42 Sunday, 08 May 2022



# BMCRC - MRO Championships 2022 - Rnd 3 @ Snetterton 300

## BMCRC Rookie 600 & 1000

### RACE 15 - LAP CHART

#### LAP 1 @ 15:28:19.478

NO	BEHIND	LAP TIME
449		2:06.386
334	0.598	2:06.984
224	1.577	2:07.963
69	2.413	2:08.799
23	4.402	2:10.788
125	4.876	2:11.262
281	8.986	2:15.372
34	9.834	2:16.220
36	10.344	2:16.730
87	10.374	2:16.760
63	10.628	2:17.014
81	11.100	2:17.486
222	11.639	2:18.025
45	11.976	2:18.362
175	12.405	2:18.791
243	13.533	2:19.919
261	14.287	2:20.673
50	15.042	2:21.428
274	16.068	2:22.454
56	16.146	2:22.532
37	18.846	2:25.232
888	21.520	2:27.906
84	21.539	2:27.925
96	22.248	2:28.634
29	59.593	3:05.979
524	1:00.902	3:07.288
141	1:01.258	3:07.644
58	1:01.778	3:08.164
46	1:02.989	3:09.375
41	1:05.703	3:12.089
120	1:10.408	3:16.794
18	1:14.267	3:20.653
52	1:14.735	3:21.121
42	1:17.863	3:24.249
395	1:22.003	3:28.389
155	1:25.127	3:31.513

#### LAP 2 @ 15:30:19.432

NO	BEHIND	LAP TIME
449		1:59.954
334	1.323	2:00.679
224	4.700	2:03.077
69	5.118	2:02.659
23	9.034	2:04.586
125	10.223	2:05.301
281	18.091	2:09.059
36	19.265	2:08.875
63	19.331	2:08.657
87	19.992	2:09.572
81	20.454	2:09.308
45	21.005	2:08.983
175	21.203	2:08.752
222	23.455	2:11.770
261	25.729	2:11.396
243	26.620	2:13.041
50	26.918	2:11.830
274	29.293	2:13.179
56	30.085	2:13.893
37	32.687	2:13.795
96	41.484	2:19.190
84	41.633	2:20.048
888	41.799	2:20.233
29	1:04.518	2:04.879

141	1:06.837	2:05.533
524	1:07.118	2:06.170
58	1:08.684	2:06.860
46	1:09.710	2:06.675
41	1:18.944	2:13.195
120	1:25.430	2:14.976
18	1:29.705	2:15.392
52	1:31.078	2:16.297
42	1:40.228	2:22.319
155	1:47.629	2:22.456
395	1:48.130	2:26.081

#### LAP 3 @ 15:32:18.864

NO	BEHIND	LAP TIME
449		1:59.432
334	3.529	2:01.638
69	8.641	2:02.955
224	8.705	2:03.437
23	13.583	2:03.981
125	15.872	2:05.081
63	27.098	2:07.199
281	28.947	2:10.288
87	29.247	2:08.687
81	29.486	2:08.464
175	29.767	2:07.996
45	30.448	2:08.875
36	32.341	2:12.508
222	34.742	2:10.719
261	37.164	2:10.867
243	41.857	2:14.669
56	45.412	2:14.759
274	47.046	2:17.185
37	47.388	2:14.133
96	1:00.274	2:18.222
888	1:03.637	2:21.270
84	1:04.531	2:22.330
29	1:09.655	2:04.569
141	1:12.153	2:04.748
524	1:12.349	2:04.663
58	1:16.822	2:07.570
46	1:18.008	2:07.730
41	1:30.767	2:11.255
120	1:42.068	2:16.070
18	1:44.754	2:14.481
52	1:48.922	2:17.276

#### LAP 4 @ 15:34:18.832

NO	BEHIND	LAP TIME
449		1:59.968
42	1 Lap	2:20.684
334	6.075	2:02.514
155	1 Lap	2:20.464
69	10.254	2:01.581
395	1 Lap	2:21.577
224	12.423	2:03.686
23	19.686	2:06.071
125	22.059	2:06.155
63	33.163	2:06.033
87	33.800	2:04.521
175	34.478	2:04.679
81	36.770	2:07.252
45	37.806	2:07.326
281	38.538	2:09.559
222	44.632	2:09.858
36	45.414	2:13.041

261	48.885	2:11.689
243	56.458	2:14.569
56	56.793	2:11.349
37	1:00.007	2:12.587
274	1:01.011	2:13.933
29	1:13.555	2:03.868
96	1:15.285	2:14.979
141	1:16.937	2:04.752
524	1:17.329	2:04.948
888	1:18.817	2:15.148
84	1:24.122	2:19.559
46	1:25.440	2:07.400
58	1:29.157	2:12.303
41	1:40.745	2:09.946
18	1:58.396	2:13.610

#### LAP 5 @ 15:36:19.520

NO	BEHIND	LAP TIME
449		2:00.688
120	1 Lap	2:19.658
52	1 Lap	2:14.923
334	7.685	2:02.298
69	11.861	2:02.295
224	15.607	2:03.872
42	1 Lap	2:23.570
23	27.198	2:08.200
125	27.510	2:06.139
155	1 Lap	2:20.484
395	1 Lap	2:19.929
63	38.433	2:05.958
87	39.198	2:06.086
175	39.694	2:05.904
81	43.128	2:07.046
45	43.614	2:06.496
281	46.320	2:08.470
222	52.884	2:08.940
261	56.888	2:08.691
36	57.525	2:12.799
56	1:06.960	2:10.855
37	1:10.585	2:11.266
274	1:14.448	2:14.125
29	1:15.221	2:02.354
141	1:20.209	2:03.960
524	1:20.947	2:04.306
96	1:27.348	2:12.751
46	1:33.031	2:08.279
888	1:33.983	2:15.854
58	1:35.278	2:06.809
84	1:43.404	2:19.970
41	1:48.856	2:08.799

#### LAP 6 @ 15:38:18.651

NO	BEHIND	LAP TIME
449		1:59.131
334	10.591	2:02.037
69	14.862	2:02.132
18	1 Lap	2:16.728
120	1 Lap	2:14.350
52	1 Lap	2:13.340
224	20.964	2:04.488
125	34.370	2:05.991
23	34.960	2:06.893
63	45.391	2:06.089
87	45.518	2:05.451
42	1 Lap	2:22.168

175	48.694	2:08.131
155	1 Lap	2:20.617
81	51.629	2:07.632
395	1 Lap	2:21.282
45	52.281	2:07.798
281	56.501	2:09.312
222	1:02.048	2:08.295
261	1:06.271	2:08.514
36	1:10.599	2:12.205
56	1:17.668	2:09.839
29	1:20.341	2:04.251
37	1:22.113	2:10.659
141	1:24.330	2:03.252
524	1:26.039	2:04.223
274	1:29.166	2:13.849
96	1:41.098	2:12.881
46	1:41.506	2:07.606
58	1:43.570	2:07.423
888	1:50.909	2:16.057

#### LAP 7 @ 15:40:18.319

NO	BEHIND	LAP TIME
449		1:59.668
41	1 Lap	2:10.356
84	1 Lap	2:19.907
334	11.460	2:00.537
69	16.158	2:00.964
120	1 Lap	2:12.775
224	31.607	2:10.311
18	1 Lap	2:16.538
52	1 Lap	2:15.208
23	39.318	2:04.026
125	40.623	2:05.921
87	48.476	2:02.626
63	48.989	2:03.266
175	54.919	2:05.893
81	1:01.269	2:09.308
45	1:01.343	2:08.730
281	1:07.199	2:10.366
42	1 Lap	2:25.226
222	1:13.084	2:10.704
155	1 Lap	2:22.884
395	1 Lap	2:21.971
261	1:16.996	2:10.393
36	1:21.918	2:10.987
29	1:25.070	2:04.397
141	1:29.788	2:05.126
524	1:30.261	2:03.890
56	1:30.455	2:12.455
37	1:30.998	2:08.553
274	1:44.955	2:15.457
46	1:51.296	2:09.458
96	1:51.866	2:10.436
58	1:51.979	2:08.077
888	2:06.402	2:15.161

# BMCRC - MRO Championships 2022 - Rnd 3 @ Snetterton 300

## BMCRC Rookie 600 & 1000

### RACE 15 - SECTOR ANALYSIS



SECTOR 1 = FL to I1, SECTOR 2 = I1 to FL, DIFF = Difference To Personal Best Lap, P = Crossed Finish Line in Pit Lane, D = Time Disallowed

P1		449 1000		Luke WALLINGTON		Yamaha R1 4C8 - BW Bespoke Developments Ltd	
IDEAL LAP TIME : 1:58.937		BEST LAP TIME : 1:59.131		DIFFERENCE : 0.194			
LAP	SECTOR 1	SECTOR 2	LAP TIME	MPH	DIFF	TIME OF DAY	
1 -		40.324	2:06.386	84.56	7.255	15:28:19.478	
2 -	1:19.828	40.126	1:59.954	89.10	0.823	15:30:19.432	
3 -	1:19.421	40.011	1:59.432 (2)	89.49	0.301	15:32:18.864	
4 -	1:19.860	40.108	1:59.968	89.09	0.837	15:34:18.832	
5 -	1:20.187	40.501	2:00.688	88.55	1.557	15:36:19.520	
6 -	1:19.433	<b>39.698</b>	<b>1:59.131 (1)</b>	<b>89.71</b>		<b>15:38:18.651</b>	
7 -	<b>1:19.239</b>	40.429	1:59.668 (3)	89.31	0.537	15:40:18.319	

P2		334 1000		Anthony BRANDISH		Suzuki GSXR 1000 - BW bespoke developments ltd	
IDEAL LAP TIME : 2:00.537		BEST LAP TIME : 2:00.537		DIFFERENCE : 0.000			
LAP	SECTOR 1	SECTOR 2	LAP TIME	MPH	DIFF	TIME OF DAY	
1 -		40.156	2:06.984	84.16	6.447	15:28:20.076	
2 -	1:20.454	40.225	2:00.679 (2)	88.56	0.142	15:30:20.755	
3 -	1:21.112	40.526	2:01.638 (3)	87.86	1.101	15:32:22.393	
4 -	1:21.273	41.241	2:02.514	87.23	1.977	15:34:24.907	
5 -	1:21.629	40.669	2:02.298	87.39	1.761	15:36:27.205	
6 -	1:21.344	40.693	2:02.037	87.58	1.500	15:38:29.242	
7 -	<b>1:20.390</b>	<b>40.147</b>	<b>2:00.537 (1)</b>	<b>88.67</b>		<b>15:40:29.779</b>	

P3		69 1000		Alfie COKER		Kawasaki ZX10R - Elmech Racing	
IDEAL LAP TIME : 2:00.944		BEST LAP TIME : 2:00.964		DIFFERENCE : 0.020			
LAP	SECTOR 1	SECTOR 2	LAP TIME	MPH	DIFF	TIME OF DAY	
1 -		40.597	2:08.799	82.98	7.835	15:28:21.891	
2 -	1:21.818	40.841	2:02.659	87.13	1.695	15:30:24.550	
3 -	1:22.102	40.853	2:02.955	86.92	1.991	15:32:27.505	
4 -	1:20.892	40.689	2:01.581 (2)	87.90	0.617	15:34:29.086	
5 -	1:21.831	40.464	2:02.295	87.39	1.331	15:36:31.381	
6 -	<b>1:20.540</b>	41.592	2:02.132 (3)	87.51	1.168	15:38:33.513	
7 -	1:20.560	<b>40.404</b>	<b>2:00.964 (1)</b>	<b>88.35</b>		<b>15:40:34.477</b>	

P4		224 1000		Lee HEALEY		Suzuki GSXR 1000R - F-Tech Fire & Electrical Ltd / Ark Joinery	
IDEAL LAP TIME : 2:02.536		BEST LAP TIME : 2:03.077		DIFFERENCE : 0.541			
LAP	SECTOR 1	SECTOR 2	LAP TIME	MPH	DIFF	TIME OF DAY	
1 -		<b>40.666</b>	2:07.963	83.52	4.886	15:28:21.055	
2 -	<b>1:21.870</b>	41.207	<b>2:03.077 (1)</b>	<b>86.84</b>		<b>15:30:24.132</b>	
3 -	1:22.144	41.293	2:03.437 (2)	86.58	0.360	15:32:27.569	
4 -	1:22.340	41.346	2:03.686 (3)	86.41	0.609	15:34:31.255	
5 -	1:22.233	41.639	2:03.872	86.28	0.795	15:36:35.127	
6 -	1:22.475	42.013	2:04.488	85.85	1.411	15:38:39.615	
7 -	1:23.252	47.059	2:10.311	82.01	7.234	15:40:49.926	

P5		23 1000		Harry HINCHCLIFFE		Kawasaki ZX10R - JDL Electrical	
IDEAL LAP TIME : 2:03.798		BEST LAP TIME : 2:03.981		DIFFERENCE : 0.183			
LAP	SECTOR 1	SECTOR 2	LAP TIME	MPH	DIFF	TIME OF DAY	
1 -		41.632	2:10.788	81.72	6.807	15:28:23.880	
2 -	1:22.891	41.695	2:04.586 (3)	85.78	0.605	15:30:28.466	
3 -	<b>1:22.356</b>	41.625	<b>2:03.981 (1)</b>	<b>86.20</b>		<b>15:32:32.447</b>	
4 -	1:23.957	42.114	2:06.071	84.77	2.090	15:34:38.518	
5 -	1:24.105	44.095	2:08.200	83.37	4.219	15:36:46.718	
6 -	1:24.300	42.593	2:06.893	84.22	2.912	15:38:53.611	
7 -	1:22.584	<b>41.442</b>	2:04.026 (2)	86.17	0.045	15:40:57.637	



# BMCRC - MRO Championships 2022 - Rnd 3 @ Snetterton 300

## BMCRC Rookie 600 & 1000

### RACE 15 - SECTOR ANALYSIS



SECTOR 1 = FL to I1, SECTOR 2 = I1 to FL, DIFF = Difference To Personal Best Lap, P = Crossed Finish Line in Pit Lane, D = Time Disallowed

P6		125	1000	Matthew CHAM		Kawasaki ZX10R - MFM Track Bikes					
IDEAL LAP TIME		: 2:04.641		BEST LAP TIME		: 2:05.081		DIFFERENCE		: 0.440	
LAP	SECTOR 1	SECTOR 2		LAP TIME	MPH	DIFF	TIME OF DAY				
1 -		<b>41.743</b>		2:11.262	81.42	6.181	15:28:24.354				
2 -	1:23.308	41.993		2:05.301 (2)	85.29	0.220	15:30:29.655				
3 -	1:23.061	42.020		<b>2:05.081 (1)</b>	<b>85.44</b>		<b>15:32:34.736</b>				
4 -	1:23.553	42.602		2:06.155	84.72	1.074	15:34:40.891				
5 -	<b>1:22.898</b>	43.241		2:06.139	84.73	1.058	15:36:47.030				
6 -	1:23.757	42.234		2:05.991	84.83	0.910	15:38:53.021				
7 -	1:23.702	42.219		2:05.921 (3)	84.87	0.840	15:40:58.942				

P7		87	1000	Karl THOMPSON		Yamaha R1 -					
IDEAL LAP TIME		: 2:02.626		BEST LAP TIME		: 2:02.626		DIFFERENCE		: 0.000	
LAP	SECTOR 1	SECTOR 2		LAP TIME	MPH	DIFF	TIME OF DAY				
1 -		44.135		2:16.760	78.15	14.134	15:28:29.852				
2 -	1:26.058	43.514		2:09.572	82.48	6.946	15:30:39.424				
3 -	1:25.158	43.529		2:08.687	83.05	6.061	15:32:48.111				
4 -	1:22.054	42.467		2:04.521 (2)	85.83	1.895	15:34:52.632				
5 -	1:23.848	42.238		2:06.086	84.76	3.460	15:36:58.718				
6 -	1:23.267	42.184		2:05.451 (3)	85.19	2.825	15:39:04.169				
7 -	<b>1:21.360</b>	<b>41.266</b>		<b>2:02.626 (1)</b>	<b>87.15</b>		<b>15:41:06.795</b>				

P8		63	1000	Riccardo BIGUZZI		BMW S1000RR - A&R Cars					
IDEAL LAP TIME		: 2:03.266		BEST LAP TIME		: 2:03.266		DIFFERENCE		: 0.000	
LAP	SECTOR 1	SECTOR 2		LAP TIME	MPH	DIFF	TIME OF DAY				
1 -		43.458		2:17.014	78.00	13.748	15:28:30.106				
2 -	1:25.436	43.221		2:08.657	83.07	5.391	15:30:38.763				
3 -	1:24.779	42.420		2:07.199	84.02	3.933	15:32:45.962				
4 -	1:23.682	42.351		2:06.033 (3)	84.80	2.767	15:34:51.995				
5 -	1:24.040	41.918		2:05.958 (2)	84.85	2.692	15:36:57.953				
6 -	1:23.855	42.234		2:06.089	84.76	2.823	15:39:04.042				
7 -	<b>1:22.175</b>	<b>41.091</b>		<b>2:03.266 (1)</b>	<b>86.70</b>		<b>15:41:07.308</b>				

P9		175	1000	Arlindo PESTANA		BMW S1000RR - Pep's racing					
IDEAL LAP TIME		: 2:04.606		BEST LAP TIME		: 2:04.679		DIFFERENCE		: 0.073	
LAP	SECTOR 1	SECTOR 2		LAP TIME	MPH	DIFF	TIME OF DAY				
1 -		43.414		2:18.791	77.00	14.112	15:28:31.883				
2 -	1:25.279	43.473		2:08.752	83.01	4.073	15:30:40.635				
3 -	1:24.417	43.579		2:07.996	83.50	3.317	15:32:48.631				
4 -	<b>1:22.963</b>	41.716		<b>2:04.679 (1)</b>	<b>85.72</b>		<b>15:34:53.310</b>				
5 -	1:23.429	42.475		2:05.904 (3)	84.89	1.225	15:36:59.214				
6 -	1:23.729	44.402		2:08.131	83.41	3.452	15:39:07.345				
7 -	1:24.250	<b>41.643</b>		2:05.893 (2)	84.89	1.214	15:41:13.238				

P10		81	1000	Dan HARTLE		Yamaha R1 -					
IDEAL LAP TIME		: 2:06.989		BEST LAP TIME		: 2:07.046		DIFFERENCE		: 0.057	
LAP	SECTOR 1	SECTOR 2		LAP TIME	MPH	DIFF	TIME OF DAY				
1 -		43.159		2:17.486	77.73	10.440	15:28:30.578				
2 -	1:25.943	43.365		2:09.308	82.65	2.262	15:30:39.886				
3 -	1:24.740	43.724		2:08.464	83.19	1.418	15:32:48.350				
4 -	1:24.154	<b>43.098</b>		2:07.252 (2)	83.99	0.206	15:34:55.602				
5 -	<b>1:23.891</b>	43.155		<b>2:07.046 (1)</b>	<b>84.12</b>		<b>15:37:02.648</b>				
6 -	1:24.318	43.314		2:07.632 (3)	83.74	0.586	15:39:10.280				
7 -	1:26.147	43.161		2:09.308	82.65	2.262	15:41:19.588				

# BMCRC - MRO Championships 2022 - Rnd 3 @ Snetterton 300

## BMCRC Rookie 600 & 1000

### RACE 15 - SECTOR ANALYSIS



SECTOR 1 = FL to I1, SECTOR 2 = I1 to FL, DIFF = Difference To Personal Best Lap, P = Crossed Finish Line in Pit Lane, D = Time Disallowed

P11 45 1000 Glenn SMITH		Kawasaki ZX10R -				
IDEAL LAP TIME : 2:06.496		BEST LAP TIME : 2:06.496		DIFFERENCE : 0.000		
LAP	SECTOR 1	SECTOR 2	LAP TIME	MPH	DIFF	TIME OF DAY
1 -		43.152	2:18.362	77.24	11.866	15:28:31.454
2 -	1:25.710	43.273	2:08.983	82.86	2.487	15:30:40.437
3 -	1:25.664	43.211	2:08.875	82.93	2.379	15:32:49.312
4 -	1:24.499	42.827	2:07.326 (2)	83.94	0.830	15:34:56.638
5 -	<b>1:23.846</b>	<b>42.650</b>	<b>2:06.496 (1)</b>	<b>84.49</b>		<b>15:37:03.134</b>
6 -	1:24.229	43.569	2:07.798 (3)	83.63	1.302	15:39:10.932
7 -	1:25.451	43.279	2:08.730	83.02	2.234	15:41:19.662

P12 281 1000 Daniel FARLEY		Suzuki GSXR - F-TECH FIRE & ELECTRICAL LTD				
IDEAL LAP TIME : 2:08.307		BEST LAP TIME : 2:08.470		DIFFERENCE : 0.163		
LAP	SECTOR 1	SECTOR 2	LAP TIME	MPH	DIFF	TIME OF DAY
1 -		44.051	2:15.372	78.95	6.902	15:28:28.464
2 -	1:25.755	43.304	2:09.059 (2)	82.81	0.589	15:30:37.523
3 -	1:26.802	43.486	2:10.288	82.03	1.818	15:32:47.811
4 -	1:26.058	43.501	2:09.559	82.49	1.089	15:34:57.370
5 -	1:25.674	<b>42.796</b>	<b>2:08.470 (1)</b>	<b>83.19</b>		<b>15:37:05.840</b>
6 -	<b>1:25.511</b>	43.801	2:09.312 (3)	82.65	0.842	15:39:15.152
7 -	1:26.989	43.377	2:10.366	81.98	1.896	15:41:25.518

P13 222 1000 Daniel MERCER		Honda CBR1000RR - McLovin Racing				
IDEAL LAP TIME : 2:08.148		BEST LAP TIME : 2:08.295		DIFFERENCE : 0.147		
LAP	SECTOR 1	SECTOR 2	LAP TIME	MPH	DIFF	TIME OF DAY
1 -		43.853	2:18.025	77.43	9.730	15:28:31.117
2 -	1:27.643	44.127	2:11.770	81.11	3.475	15:30:42.887
3 -	1:26.754	43.965	2:10.719	81.76	2.424	15:32:53.606
4 -	1:25.722	44.136	2:09.858 (3)	82.30	1.563	15:35:03.464
5 -	1:25.480	43.460	2:08.940 (2)	82.89	0.645	15:37:12.404
6 -	1:24.919	<b>43.376</b>	<b>2:08.295 (1)</b>	<b>83.30</b>		<b>15:39:20.699</b>
7 -	<b>1:24.772</b>	45.932	2:10.704	81.77	2.409	15:41:31.403

P14 261 1000 Roberto Di GREGORIO		Ducati 899 PANIGALE -				
IDEAL LAP TIME : 2:08.207		BEST LAP TIME : 2:08.514		DIFFERENCE : 0.307		
LAP	SECTOR 1	SECTOR 2	LAP TIME	MPH	DIFF	TIME OF DAY
1 -		43.861	2:20.673	75.97	12.159	15:28:33.765
2 -	1:27.709	43.687	2:11.396	81.34	2.882	15:30:45.161
3 -	1:27.057	43.810	2:10.867	81.67	2.353	15:32:56.028
4 -	1:28.105	43.584	2:11.689	81.16	3.175	15:35:07.717
5 -	<b>1:25.194</b>	43.497	2:08.691 (2)	83.05	0.177	15:37:16.408
6 -	1:25.501	<b>43.013</b>	<b>2:08.514 (1)</b>	<b>83.16</b>		<b>15:39:24.922</b>
7 -	1:25.719	44.674	2:10.393 (3)	81.96	1.879	15:41:35.315

P15 36 1000 Alan MORGAN		Suzuki GSXR 1000 - Little Duck Racing				
IDEAL LAP TIME : 2:08.875		BEST LAP TIME : 2:08.875		DIFFERENCE : 0.000		
LAP	SECTOR 1	SECTOR 2	LAP TIME	MPH	DIFF	TIME OF DAY
1 -		44.821	2:16.730	78.16	7.855	15:28:29.822
2 -	<b>1:25.490</b>	<b>43.385</b>	<b>2:08.875 (1)</b>	<b>82.93</b>		<b>15:30:38.697</b>
3 -	1:27.307	45.201	2:12.508	80.65	3.633	15:32:51.205
4 -	1:27.758	45.283	2:13.041	80.33	4.166	15:35:04.246
5 -	1:27.976	44.823	2:12.799	80.48	3.924	15:37:17.045
6 -	1:28.034	44.171	2:12.205 (3)	80.84	3.330	15:39:29.250
7 -	1:27.394	43.593	2:10.987 (2)	81.59	2.112	15:41:40.237

# BMCRC - MRO Championships 2022 - Rnd 3 @ Snetterton 300

## BMCRC Rookie 600 & 1000

### RACE 15 - SECTOR ANALYSIS



SECTOR 1 = FL to I1, SECTOR 2 = I1 to FL, DIFF = Difference To Personal Best Lap, P = Crossed Finish Line in Pit Lane, D = Time Disallowed

P16 29 600 Michael SHEPPHARD		Kawasaki ZX6R - RTR Performance, KRS Solutions				
IDEAL LAP TIME : 2:02.354		BEST LAP TIME : 2:02.354		DIFFERENCE : 0.000		
LAP	SECTOR 1	SECTOR 2	LAP TIME	MPH	DIFF	TIME OF DAY
1 -		42.457	3:05.979	57.46	1:03.625	15:29:19.071
2 -	1:22.898	41.981	2:04.879	85.58	2.525	15:31:23.950
3 -	1:22.864	41.705	2:04.569	85.80	2.215	15:33:28.519
4 -	1:22.367	41.501	2:03.868 (2)	86.28	1.514	15:35:32.387
5 -	<b>1:21.326</b>	<b>41.028</b>	<b>2:02.354 (1)</b>	<b>87.35</b>		<b>15:37:34.741</b>
6 -	1:21.818	42.433	2:04.251 (3)	86.02	1.897	15:39:38.992
7 -	1:22.784	41.613	2:04.397	85.91	2.043	15:41:43.389

P17 141 600 Henry ROSS		Yamaha R6 -				
IDEAL LAP TIME : 2:03.043		BEST LAP TIME : 2:03.252		DIFFERENCE : 0.209		
LAP	SECTOR 1	SECTOR 2	LAP TIME	MPH	DIFF	TIME OF DAY
1 -		42.215	3:07.644	56.95	1:04.392	15:29:20.736
2 -	1:23.878	41.655	2:05.533	85.14	2.281	15:31:26.269
3 -	1:22.974	41.774	2:04.748 (3)	85.67	1.496	15:33:31.017
4 -	1:22.831	41.921	2:04.752	85.67	1.500	15:35:35.769
5 -	1:22.846	<b>41.114</b>	2:03.960 (2)	86.22	0.708	15:37:39.729
6 -	<b>1:21.929</b>	41.323	<b>2:03.252 (1)</b>	<b>86.71</b>		<b>15:39:42.981</b>
7 -	1:22.629	42.497	2:05.126	85.41	1.874	15:41:48.107

P18 524 600 Callum PATON		Honda CBR600 RR -				
IDEAL LAP TIME : 2:03.093		BEST LAP TIME : 2:03.890		DIFFERENCE : 0.797		
LAP	SECTOR 1	SECTOR 2	LAP TIME	MPH	DIFF	TIME OF DAY
1 -		42.797	3:07.288	57.06	1:03.398	15:29:20.380
2 -	1:23.843	42.327	2:06.170	84.71	2.280	15:31:26.550
3 -	1:23.176	41.487	2:04.663	85.73	0.773	15:33:31.213
4 -	1:23.234	41.714	2:04.948	85.54	1.058	15:35:36.161
5 -	1:23.119	<b>41.187</b>	2:04.306 (3)	85.98	0.416	15:37:40.467
6 -	1:23.027	41.196	2:04.223 (2)	86.03	0.333	15:39:44.690
7 -	<b>1:21.906</b>	41.984	<b>2:03.890 (1)</b>	<b>86.27</b>		<b>15:41:48.580</b>

P19 56 1000 Paul HARRIS		Kawasaki ZX10R - Neil Harris Racing				
IDEAL LAP TIME : 2:08.978		BEST LAP TIME : 2:09.839		DIFFERENCE : 0.861		
LAP	SECTOR 1	SECTOR 2	LAP TIME	MPH	DIFF	TIME OF DAY
1 -		44.478	2:22.532	74.98	12.693	15:28:35.624
2 -	1:29.429	44.464	2:13.893	79.82	4.054	15:30:49.517
3 -	1:30.027	44.732	2:14.759	79.31	4.920	15:33:04.276
4 -	1:27.109	44.240	2:11.349 (3)	81.37	1.510	15:35:15.625
5 -	1:27.887	<b>42.968</b>	2:10.855 (2)	81.67	1.016	15:37:26.480
6 -	<b>1:26.010</b>	43.829	<b>2:09.839 (1)</b>	<b>82.31</b>		<b>15:39:36.319</b>
7 -	1:27.765	44.690	2:12.455	80.69	2.616	15:41:48.774

P20 37 1000 Adam DAVEY		BMW S1000RR -				
IDEAL LAP TIME : 2:08.553		BEST LAP TIME : 2:08.553		DIFFERENCE : 0.000		
LAP	SECTOR 1	SECTOR 2	LAP TIME	MPH	DIFF	TIME OF DAY
1 -		45.400	2:25.232	73.59	16.679	15:28:38.324
2 -	1:28.691	45.104	2:13.795	79.88	5.242	15:30:52.119
3 -	1:28.580	45.553	2:14.133	79.68	5.580	15:33:06.252
4 -	1:28.336	44.251	2:12.587	80.61	4.034	15:35:18.839
5 -	1:26.148	45.118	2:11.266 (3)	81.42	2.713	15:37:30.105
6 -	1:25.168	45.491	2:10.659 (2)	81.80	2.106	15:39:40.764
7 -	<b>1:24.869</b>	<b>43.684</b>	<b>2:08.553 (1)</b>	<b>83.14</b>		<b>15:41:49.317</b>

# BMCRC - MRO Championships 2022 - Rnd 3 @ Snetterton 300

## BMCRC Rookie 600 & 1000

### RACE 15 - SECTOR ANALYSIS



SECTOR 1 = FL to I1, SECTOR 2 = I1 to FL, DIFF = Difference To Personal Best Lap, P = Crossed Finish Line in Pit Lane, D = Time Disallowed

P21 274 1000		Stewart LATIMER		Suzuki GSXR1000 -		
IDEAL LAP TIME : 2:12.986		BEST LAP TIME : 2:13.179		DIFFERENCE : 0.193		
LAP	SECTOR 1	SECTOR 2	LAP TIME	MPH	DIFF	TIME OF DAY
1 -		44.701	2:22.454	75.02	9.275	15:28:35.546
2 -	<b>1:28.708</b>	44.471	<b>2:13.179 (1)</b>	<b>80.25</b>		<b>15:30:48.725</b>
3 -	1:30.940	46.245	2:17.185	77.90	4.006	15:33:05.910
4 -	1:29.223	44.710	2:13.933 (3)	79.80	0.754	15:35:19.843
5 -	1:29.443	44.682	2:14.125	79.68	0.946	15:37:33.968
6 -	1:29.571	<b>44.278</b>	2:13.849 (2)	79.85	0.670	15:39:47.817
7 -	1:29.318	46.139	2:15.457	78.90	2.278	15:42:03.274

P22 46 600		Pete MARSH		Kawasaki ZX6R - Zipped Up Racing		
IDEAL LAP TIME : 2:06.113		BEST LAP TIME : 2:06.675		DIFFERENCE : 0.562		
LAP	SECTOR 1	SECTOR 2	LAP TIME	MPH	DIFF	TIME OF DAY
1 -		<b>42.230</b>	3:09.375	56.43	1:02.700	15:29:22.467
2 -	<b>1:23.883</b>	42.792	<b>2:06.675 (1)</b>	<b>84.37</b>		<b>15:31:29.142</b>
3 -	1:25.390	42.340	2:07.730	83.67	1.055	15:33:36.872
4 -	1:24.291	43.109	2:07.400 (2)	83.89	0.725	15:35:44.272
5 -	1:25.048	43.231	2:08.279	83.31	1.604	15:37:52.551
6 -	1:25.175	42.431	2:07.606 (3)	83.75	0.931	15:40:00.157
7 -	1:26.534	42.924	2:09.458	82.56	2.783	15:42:09.615

P23 96 1000		Pete SCOTT		Suzuki GSXR750 - South Hill MOT Centre		
IDEAL LAP TIME : 2:10.436		BEST LAP TIME : 2:10.436		DIFFERENCE : 0.000		
LAP	SECTOR 1	SECTOR 2	LAP TIME	MPH	DIFF	TIME OF DAY
1 -		47.055	2:28.634	71.90	18.198	15:28:41.726
2 -	1:32.122	47.068	2:19.190	76.78	8.754	15:31:00.916
3 -	1:31.774	46.448	2:18.222	77.32	7.786	15:33:19.138
4 -	1:29.303	45.676	2:14.979	79.18	4.543	15:35:34.117
5 -	1:27.928	44.823	2:12.751 (2)	80.51	2.315	15:37:46.868
6 -	1:27.891	44.990	2:12.881 (3)	80.43	2.445	15:39:59.749
7 -	<b>1:26.014</b>	<b>44.422</b>	<b>2:10.436 (1)</b>	<b>81.94</b>		<b>15:42:10.185</b>

P24 58 600		Paul NICHOLAS		Yamaha YZF R6 - Harris Autos Repairs		
IDEAL LAP TIME : 2:06.178		BEST LAP TIME : 2:06.809		DIFFERENCE : 0.631		
LAP	SECTOR 1	SECTOR 2	LAP TIME	MPH	DIFF	TIME OF DAY
1 -		42.348	3:08.164	56.80	1:01.355	15:29:21.256
2 -	1:24.043	42.817	2:06.860 (2)	84.25	0.051	15:31:28.116
3 -	1:24.866	42.704	2:07.570	83.78	0.761	15:33:35.686
4 -	1:29.142	43.161	2:12.303	80.78	5.494	15:35:47.989
5 -	1:24.516	<b>42.293</b>	<b>2:06.809 (1)</b>	<b>84.28</b>		<b>15:37:54.798</b>
6 -	1:24.877	42.546	2:07.423 (3)	83.87	0.614	15:40:02.221
7 -	<b>1:23.885</b>	44.192	2:08.077	83.45	1.268	15:42:10.298

P25 888 1000		Paul FAGG		Yamaha R1 4C8 -		
IDEAL LAP TIME : 2:14.752		BEST LAP TIME : 2:15.148		DIFFERENCE : 0.396		
LAP	SECTOR 1	SECTOR 2	LAP TIME	MPH	DIFF	TIME OF DAY
1 -		46.437	2:27.906	72.26	12.758	15:28:40.998
2 -	1:33.155	47.078	2:20.233	76.21	5.085	15:31:01.231
3 -	1:34.258	47.012	2:21.270	75.65	6.122	15:33:22.501
4 -	1:30.283	<b>44.865</b>	<b>2:15.148 (1)</b>	<b>79.08</b>		<b>15:35:37.649</b>
5 -	1:30.706	45.148	2:15.854 (3)	78.67	0.706	15:37:53.503
6 -	1:30.577	45.480	2:16.057	78.55	0.909	15:40:09.560
7 -	<b>1:29.887</b>	45.274	2:15.161 (2)	79.07	0.013	15:42:24.721

# BMCRC - MRO Championships 2022 - Rnd 3 @ Snetterton 300

## BMCRC Rookie 600 & 1000

### RACE 15 - SECTOR ANALYSIS



SECTOR 1 = FL to I1, SECTOR 2 = I1 to FL, DIFF = Difference To Personal Best Lap, P = Crossed Finish Line in Pit Lane, D = Time Disallowed

P26 41 600 Toby COOK			Triumph DAYTONA - Brixham Bodyworks			
IDEAL LAP TIME : 2:08.799		BEST LAP TIME : 2:08.799		DIFFERENCE : 0.000		
LAP	SECTOR 1	SECTOR 2	LAP TIME	MPH	DIFF	TIME OF DAY
1 -		44.501	3:12.089	55.64	1:03.290	15:29:25.181
2 -	1:27.385	45.810	2:13.195	80.24	4.396	15:31:38.376
3 -	1:26.098	45.157	2:11.255	81.42	2.456	15:33:49.631
4 -	1:25.856	44.090	2:09.946 (2)	82.25	1.147	15:35:59.577
5 -	<b>1:25.199</b>	<b>43.600</b>	<b>2:08.799 (1)</b>	<b>82.98</b>		<b>15:38:08.376</b>
6 -	1:26.139	44.217	2:10.356 (3)	81.99	1.557	15:40:18.732

P27 84 1000 Colin McPHERSON			Kawasaki ZX10R -			
IDEAL LAP TIME : 2:19.245		BEST LAP TIME : 2:19.559		DIFFERENCE : 0.314		
LAP	SECTOR 1	SECTOR 2	LAP TIME	MPH	DIFF	TIME OF DAY
1 -		<b>46.999</b>	2:27.925	72.25	8.366	15:28:41.017
2 -	1:32.675	47.373	2:20.048	76.31	0.489	15:31:01.065
3 -	1:34.637	47.693	2:22.330	75.09	2.771	15:33:23.395
4 -	<b>1:32.246</b>	47.313	<b>2:19.559 (1)</b>	<b>76.58</b>		<b>15:35:42.954</b>
5 -	1:32.582	47.388	2:19.970 (3)	76.35	0.411	15:38:02.924
6 -	1:32.419	47.488	2:19.907 (2)	76.39	0.348	15:40:22.831

P28 120 600 James GOWER			Yamaha R6 - TeamRubyRacing			
IDEAL LAP TIME : 2:12.775		BEST LAP TIME : 2:12.775		DIFFERENCE : 0.000		
LAP	SECTOR 1	SECTOR 2	LAP TIME	MPH	DIFF	TIME OF DAY
1 -		45.182	3:16.794	54.31	1:04.019	15:29:29.886
2 -	1:30.096	44.880	2:14.976 (3)	79.18	2.201	15:31:44.862
3 -	1:29.108	46.962	2:16.070	78.54	3.295	15:34:00.932
4 -	1:33.672	45.986	2:19.658	76.53	6.883	15:36:20.590
5 -	1:29.100	45.250	2:14.350 (2)	79.55	1.575	15:38:34.940
6 -	<b>1:28.329</b>	<b>44.446</b>	<b>2:12.775 (1)</b>	<b>80.49</b>		<b>15:40:47.715</b>

P29 18 600 Graeme COE			Yamaha R6 -			
IDEAL LAP TIME : 2:13.610		BEST LAP TIME : 2:13.610		DIFFERENCE : 0.000		
LAP	SECTOR 1	SECTOR 2	LAP TIME	MPH	DIFF	TIME OF DAY
1 -		46.099	3:20.653	53.26	1:07.043	15:29:33.745
2 -	1:30.208	45.184	2:15.392 (3)	78.94	1.782	15:31:49.137
3 -	1:29.266	45.215	2:14.481 (2)	79.47	0.871	15:34:03.618
4 -	<b>1:29.055</b>	<b>44.555</b>	<b>2:13.610 (1)</b>	<b>79.99</b>		<b>15:36:17.228</b>
5 -	1:30.383	46.345	2:16.728	78.17	3.118	15:38:33.956
6 -	1:30.925	45.613	2:16.538	78.27	2.928	15:40:50.494

P30 52 600 Spencer CARRINGTON			Yamaha R6 - seton tuning			
IDEAL LAP TIME : 2:13.340		BEST LAP TIME : 2:13.340		DIFFERENCE : 0.000		
LAP	SECTOR 1	SECTOR 2	LAP TIME	MPH	DIFF	TIME OF DAY
1 -		45.060	3:21.121	53.14	1:07.781	15:29:34.213
2 -	1:31.073	45.224	2:16.297	78.41	2.957	15:31:50.510
3 -	1:31.638	45.638	2:17.276	77.85	3.936	15:34:07.786
4 -	1:30.022	44.901	2:14.923 (2)	79.21	1.583	15:36:22.709
5 -	<b>1:28.620</b>	<b>44.720</b>	<b>2:13.340 (1)</b>	<b>80.15</b>		<b>15:38:36.049</b>
6 -	1:29.315	45.893	2:15.208 (3)	79.04	1.868	15:40:51.257

P31 42 600 Kai EVANS			Kawasaki ZX6R - CBS Ltd Construction and Engineering			
IDEAL LAP TIME : 2:20.474		BEST LAP TIME : 2:20.684		DIFFERENCE : 0.210		
LAP	SECTOR 1	SECTOR 2	LAP TIME	MPH	DIFF	TIME OF DAY
1 -		47.727	3:24.249	52.32	1:03.565	15:29:37.341
2 -	1:34.997	<b>47.322</b>	2:22.319 (3)	75.09	1.635	15:31:59.660
3 -	<b>1:33.152</b>	47.532	<b>2:20.684 (1)</b>	<b>75.97</b>		<b>15:34:20.344</b>
4 -	1:35.463	48.107	2:23.570	74.44	2.886	15:36:43.914
5 -	1:34.403	47.765	2:22.168 (2)	75.17	1.484	15:39:06.082
6 -	1:37.009	48.217	2:25.226	73.59	4.542	15:41:31.308

# BMCRC - MRO Championships 2022 - Rnd 3 @ Snetterton 300

## BMCRC Rookie 600 & 1000

### RACE 15 - SECTOR ANALYSIS



SECTOR 1 = FL to I1, SECTOR 2 = I1 to FL, DIFF = Difference To Personal Best Lap, P = Crossed Finish Line in Pit Lane, D = Time Disallowed

<b>P32</b>	<b>155 600</b>	<b>Eliot SMITH</b>	Honda CBR600RR - Pro-Moto Europe Ltd			
IDEAL LAP TIME : 2:20.058		BEST LAP TIME : 2:20.464	DIFFERENCE : 0.406			

LAP	SECTOR 1	SECTOR 2	LAP TIME	MPH	DIFF	TIME OF DAY
1 -		50.131	3:31.513	50.53	1:11.049	15:29:44.605
2 -	1:33.519	48.937	2:22.456	75.02	1.992	15:32:07.061
3 -	<b>1:33.064</b>	47.400	<b>2:20.464 (1)</b>	<b>76.09</b>		<b>15:34:27.525</b>
4 -	1:33.490	<b>46.994</b>	2:20.484 (2)	76.08	0.020	15:36:48.009
5 -	1:33.350	47.267	2:20.617 (3)	76.00	0.153	15:39:08.626
6 -	1:34.627	48.257	2:22.884	74.80	2.420	15:41:31.510

<b>P33</b>	<b>395 600</b>	<b>William NICHOLLS</b>	Yamaha R6 - Will Nicholls Farriery			
IDEAL LAP TIME : 2:19.929		BEST LAP TIME : 2:19.929	DIFFERENCE : 0.000			

LAP	SECTOR 1	SECTOR 2	LAP TIME	MPH	DIFF	TIME OF DAY
1 -		50.875	3:28.389	51.28	1:08.460	15:29:41.481
2 -	1:35.377	50.704	2:26.081	73.16	6.152	15:32:07.562
3 -	1:33.362	48.215	2:21.577 (3)	75.49	1.648	15:34:29.139
4 -	<b>1:32.277</b>	<b>47.652</b>	<b>2:19.929 (1)</b>	<b>76.38</b>		<b>15:36:49.068</b>
5 -	1:32.855	48.427	2:21.282 (2)	75.65	1.353	15:39:10.350
6 -	1:33.204	48.767	2:21.971	75.28	2.042	15:41:32.321

<b>P34</b>	<b>243 1000</b>	<b>Tony Le GALLEZ</b>	Kawasaki ZX10R - Guttersnipe			
IDEAL LAP TIME : 2:11.579		BEST LAP TIME : 2:13.041	DIFFERENCE : 1.462			

LAP	SECTOR 1	SECTOR 2	LAP TIME	MPH	DIFF	TIME OF DAY
1 -		<b>43.504</b>	2:19.919	76.38	6.878	15:28:33.011
2 -	<b>1:28.075</b>	44.966	<b>2:13.041 (1)</b>	<b>80.33</b>		<b>15:30:46.052</b>
3 -	1:28.738	45.931	2:14.669 (3)	79.36	1.628	15:33:00.721
4 -	1:28.369	46.200	2:14.569 (2)	79.42	1.528	15:35:15.290

<b>P35</b>	<b>50 1000</b>	<b>Jason PAES</b>	Aprilia RSV4 -			
IDEAL LAP TIME : 2:11.830		BEST LAP TIME : 2:11.830	DIFFERENCE : 0.000			

LAP	SECTOR 1	SECTOR 2	LAP TIME	MPH	DIFF	TIME OF DAY
1 -		44.143	2:21.428	75.57	9.598	15:28:34.520
2 -	<b>1:27.837</b>	<b>43.993</b>	<b>2:11.830 (1)</b>	<b>81.07</b>		<b>15:30:46.350</b>

<b>P36</b>	<b>34 1000</b>	<b>Ben CHEESEMAN</b>	Kawasaki ZX10RR - BCH Services Kent Ltd			
IDEAL LAP TIME :		BEST LAP TIME :	DIFFERENCE :			

LAP	SECTOR 1	SECTOR 2	LAP TIME	MPH	DIFF	TIME OF DAY
1 -		<b>45.094</b>	2:16.220	78.46		15:28:29.312

# BMCRC - MRO Championships 2022 - Rnd 3 @ Snetterton 300

## BMCRC Rookie 600 & 1000

### RACE 15 - BEST SECTORS

SECTOR 1			SECTOR 2			IDEAL / BEST COMPARISON						
POS	NO	NAME	TIME	NO	NAME	TIME	POS	NO	NAME	IDEAL	BEST	DIFF
									<b>PERFECT LAP</b>	<b>1:58.937</b>		
1	449	WALLINGTON	1:19.239	449	WALLINGTON	39.698	1	449	WALLINGTON	1:58.937	1:59.131	0.194
2	334	BRANDISH	1:20.390	334	BRANDISH	40.147	2	334	BRANDISH	2:00.537	2:00.537	0.000
3	69	COKER	1:20.540	69	COKER	40.404	3	69	COKER	2:00.944	2:00.964	0.020
4	29	SHEPPHARD	1:21.326	224	HEALEY	40.666	4	29	SHEPPHARD	2:02.354	2:02.354	0.000
5	87	THOMPSON	1:21.360	29	SHEPPHARD	41.028	5	224	HEALEY	2:02.536	2:03.077	0.541
6	224	HEALEY	1:21.870	63	BIGUZZI	41.091	6	87	THOMPSON	2:02.626	2:02.626	0.000
7	524	PATON	1:21.906	141	ROSS	41.114	7	141	ROSS	2:03.043	2:03.252	0.209
8	141	ROSS	1:21.929	524	PATON	41.187	8	524	PATON	2:03.093	2:03.890	0.797
9	63	BIGUZZI	1:22.175	87	THOMPSON	41.266	9	63	BIGUZZI	2:03.266	2:03.266	0.000
10	23	HINCHCLIFFE	1:22.356	23	HINCHCLIFFE	41.442	10	23	HINCHCLIFFE	2:03.798	2:03.981	0.183
11	125	CHAM	1:22.898	175	PESTANA	41.643	11	175	PESTANA	2:04.606	2:04.679	0.073
12	175	PESTANA	1:22.963	125	CHAM	41.743	12	125	CHAM	2:04.641	2:05.081	0.440
13	45	SMITH	1:23.846	46	MARSH	42.230	13	46	MARSH	2:06.113	2:06.675	0.562
14	46	MARSH	1:23.883	58	NICHOLAS	42.293	14	58	NICHOLAS	2:06.178	2:06.809	0.631
15	58	NICHOLAS	1:23.885	45	SMITH	42.650	15	45	SMITH	2:06.496	2:06.496	0.000
16	81	HARTLE	1:23.891	281	FARLEY	42.796	16	81	HARTLE	2:06.989	2:07.046	0.057
17	222	MERCER	1:24.772	56	HARRIS	42.968	17	222	MERCER	2:08.148	2:08.295	0.147
18	37	DAVEY	1:24.869	261	GREGORIO	43.013	18	261	GREGORIO	2:08.207	2:08.514	0.307
19	261	GREGORIO	1:25.194	81	HARTLE	43.098	19	281	FARLEY	2:08.307	2:08.470	0.163
20	41	COOK	1:25.199	222	MERCER	43.376	20	37	DAVEY	2:08.553	2:08.553	0.000
21	36	MORGAN	1:25.490	36	MORGAN	43.385	21	41	COOK	2:08.799	2:08.799	0.000
22	281	FARLEY	1:25.511	243	GALLEZ	43.504	22	36	MORGAN	2:08.875	2:08.875	0.000
23	56	HARRIS	1:26.010	41	COOK	43.600	23	56	HARRIS	2:08.978	2:09.839	0.861
24	96	SCOTT	1:26.014	37	DAVEY	43.684	24	96	SCOTT	2:10.436	2:10.436	0.000
25	50	PAES	1:27.837	50	PAES	43.993	25	243	GALLEZ	2:11.579	2:13.041	1.462
26	243	GALLEZ	1:28.075	274	LATIMER	44.278	26	50	PAES	2:11.830	2:11.830	0.000
27	120	GOWER	1:28.329	96	SCOTT	44.422	27	120	GOWER	2:12.775	2:12.775	0.000
28	52	CARRINGTON	1:28.620	120	GOWER	44.446	28	274	LATIMER	2:12.986	2:13.179	0.193
29	274	LATIMER	1:28.708	18	COE	44.555	29	52	CARRINGTON	2:13.340	2:13.340	0.000
30	18	COE	1:29.055	52	CARRINGTON	44.720	30	18	COE	2:13.610	2:13.610	0.000
31	888	FAGG	1:29.887	888	FAGG	44.865	31	888	FAGG	2:14.752	2:15.148	0.396
32	84	McPHERSON	1:32.246	34	CHEESEMAN	45.094	32	84	McPHERSON	2:19.245	2:19.559	0.314
33	395	NICHOLLS	1:32.277	155	SMITH	46.994	33	395	NICHOLLS	2:19.929	2:19.929	0.000
34	155	SMITH	1:33.064	84	McPHERSON	46.999	34	155	SMITH	2:20.058	2:20.464	0.406
35	42	EVANS	1:33.152	42	EVANS	47.322	35	42	EVANS	2:20.474	2:20.684	0.210
36				395	NICHOLLS	47.652	36	34	CHEESEMAN			

# BMCRC - MRO Championships 2022 - Rnd 3 @ Snetterton 300

## BMCRC Rookie 600 & 1000

### RACE 15 - STATISTICS

**Competitors Started** 36  
**Planned Start** 2022-05-08 @ 15:40:00.000  
**Actual Start** 2022-05-08 @ 15:26:13.091  
**Finish Time** 2022-05-08 @ 15:40:18.318  
**Track Length** 2.9689mi.  
**Total Laps** 230  
**Total Distance Covered** 682.8496mi.

#### Session Fastest Lap History

NO	CL	NAME	LAP TIME	TIME OF DAY	LAP	VEHICLE
449	1000	Luke WALLINGTON	<b>1:59.954</b>	15:30:19.436	2	Yamaha R1 4C8
449	1000	Luke WALLINGTON	<b>1:59.432</b>	15:32:18.868	3	Yamaha R1 4C8
449	1000	Luke WALLINGTON	<b>1:59.131</b>	15:38:18.655	6	Yamaha R1 4C8

#### Session Leader History

NO	CL	NAME	FROM LAP	LAPS LED	DISTANCE	VEHICLE
449	1000	Luke WALLINGTON	1	7	20.78 miles	Yamaha R1 4C8

#### Flag History

TYPE	TIME OF DAY
GREEN	15:26:13.091
FINISH	15:40:18.318

#### Flag Statistics

TYPE	COUNT	TOTAL LAPS	TOTAL TIME
Green	1	7	16:18.221
Red	0	0	0.000
Safety Car	0	0	0.000
FCY	0	0	0.000



# BMCRC - MRO Championships 2022 - Rnd 3 @ Snetterton 300

## BMCRC Rookie 600 & 1000

### RACE 15 - STATISTICS

CLASS : 1000

24 Starters

#### Fastest Lap History

NO	NAME	LAP TIME	TIME OF DAY	LAP	VEHICLE
449	Luke WALLINGTON	1:59.954	15:30:19.436	2	Yamaha R1 4C8
449	Luke WALLINGTON	1:59.432	15:32:18.868	3	Yamaha R1 4C8
449	Luke WALLINGTON	1:59.131	15:38:18.655	6	Yamaha R1 4C8

#### Leader History

NO	NAME	FROM LAP	LAPS LED	DISTANCE	VEHICLE
449	Luke WALLINGTON	1	7	20.78 miles	Yamaha R1 4C8

# BMCRC - MRO Championships 2022 - Rnd 3 @ Snetterton 300

## BMCRC Rookie 600 & 1000

### RACE 15 - STATISTICS

**CLASS : 600**

12 Starters

#### Fastest Lap History

NO	NAME	LAP TIME	TIME OF DAY	LAP	VEHICLE
29	Michael SHEPPHARD	<b>2:04.879</b>	15:31:23.954	2	Kawasaki ZX6R
29	Michael SHEPPHARD	<b>2:04.569</b>	15:33:28.523	3	Kawasaki ZX6R
29	Michael SHEPPHARD	<b>2:03.868</b>	15:35:32.391	4	Kawasaki ZX6R
29	Michael SHEPPHARD	<b>2:02.354</b>	15:37:34.745	5	Kawasaki ZX6R

#### Leader History

NO	NAME	FROM LAP	LAPS LED	DISTANCE	VEHICLE
29	Michael SHEPPHARD	1	7	20.78 miles	Kawasaki ZX6R

**RKB-F1**  
**MOTORSPORT**



# RKB MOTORSPORT / BREITENBACH RENNSPORT F1 & F2 SIDECARS



BMCRC-MRO Championships - Round 3  
Snetterton 300  
7<sup>th</sup> / 8<sup>th</sup> May 2022



Timing & Results Provided by Timing Solutions Ltd

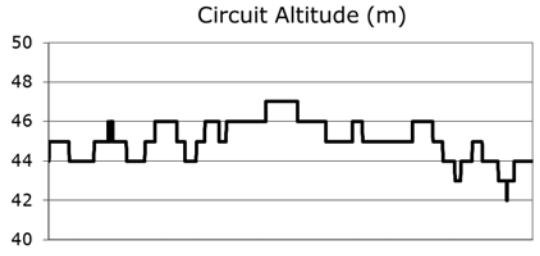
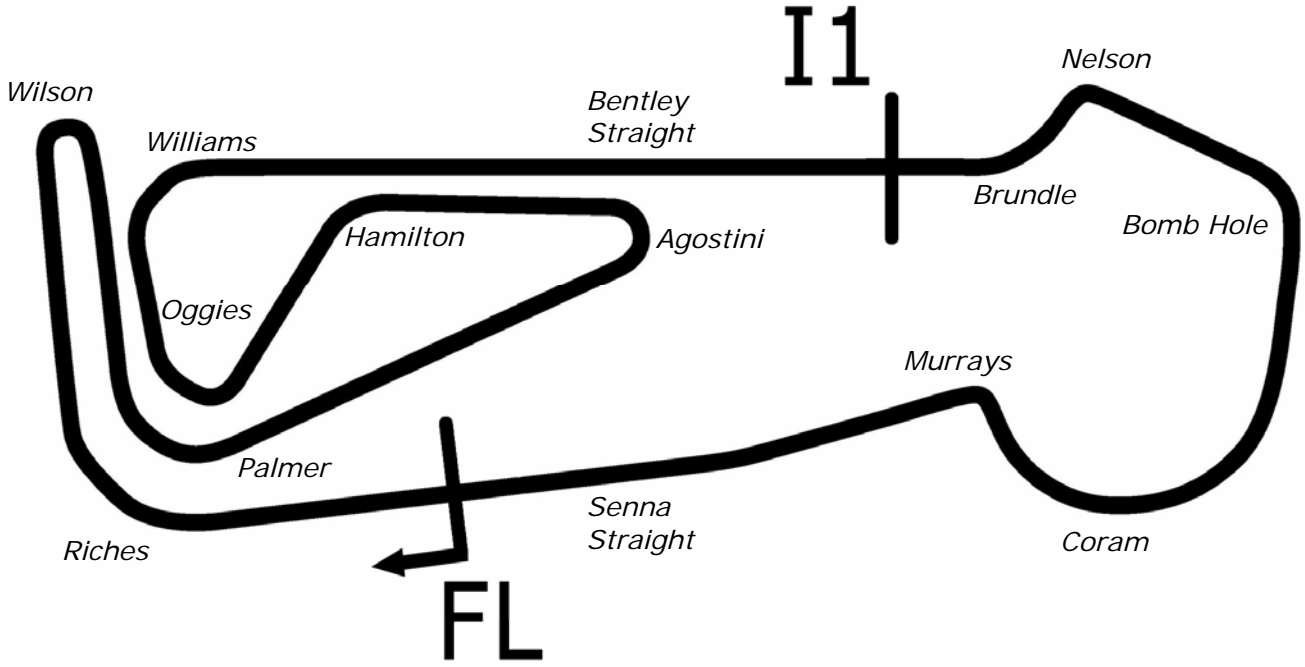
[www.tsl-timing.com](http://www.tsl-timing.com)

# Snetterton 300



SPORTS TIMING

TIMING SOLUTIONS LTD



Length	2.9689 miles	4778.0 m	
FL		52.46340 N	0.94476 E
I1	3198m	52.46617 N	0.94964 E
Pit Entry	4572m	52.46364 N	0.94774 E
Pit Exit	40m after FL	52.46338 N	0.94420 E
Pit Entry-Pit Exit 246m, 17.7s @50kph, 14.7s @60kph			

All results available at [www.tsl-timing.com](http://www.tsl-timing.com)

**BMCRC - MRO Championships 2022 - Rnd 3 @ Snetterton 300****BMCRC-RKB F1 & F2 Sidecars****QUALIFYING - CLASSIFICATION**

POS	NO	CL	PIC NAME	ENTRY	TIME	ON	LAPS	GAP	DIFF	MPH
1	91	F1	1 WILLIAMS / HILDIGE	LCR YAMAHA -	<b>2:27.199</b>	5	5			72.60
2	45	BSB	1 PAYNE / WILKES	GP-F2 YAMAHA - DAO1886	<b>2:30.622</b>	4	4	<b>3.423</b>	3.423	70.95
3	70	BSB	2 ARCHER / HYDE	RS YAM 600 - Hannafin Contracors	<b>2:32.869</b>	5	5	<b>5.670</b>	2.247	69.91
4	73	F2	1 GOODIER / STONE	LCR F2 - Rowtec ltd	<b>2:33.770</b>	5	5	<b>6.571</b>	0.901	69.50
5	69	F2	2 LAMBERT / McBRIDE	LCR HONDA - Graham Anne Ward	<b>2:34.659</b>	5	5	<b>7.460</b>	0.889	69.10
6	11	F2	3 GILBERT / RESTALL	Shelbourne HONDA - West Ewell fencing	<b>2:34.964</b>	4	4	<b>7.765</b>	0.305	68.97
7	117	F1	2 POTTINGER / DODD	LCR YAMAHA - GB Precision Eng/Opal Fabrication	<b>2:35.345</b>	4	4	<b>8.146</b>	0.381	68.80
8	18	F2	4 GIBSON / CHRISTIE	CES SUZUKI - RVISA/Rowtec	<b>2:35.381</b>	5	5	<b>8.182</b>	0.036	68.78
9	33	BSB	3 HEGARTY / NEAVE	-	<b>2:39.994</b>	4	4	<b>12.795</b>	4.613	66.80
10	23	F2	5 J SAUNDERS / R SAUNDERS	Baker HONDA - Vacuum & Pressure Leeds	<b>2:43.383</b>	3	4	<b>16.184</b>	3.389	65.41
11	38	F2	6 MOSS / GEDDES	Shelbourne YAMAHA R6 - LifeSafety Motorsport - Char	<b>2:45.515</b>	4	4	<b>18.316</b>	2.132	64.57
12	44	F2	7 KING / SIGSWORTH	Lumley Ireson F2 - T E Solutions uk	<b>2:48.680</b>	3	4	<b>21.481</b>	3.165	63.36
13	62	F1	3 WRIGHT / BAILEY	RYDE YAMAHA - Stainless Steel Designs Ltd.	<b>2:48.960</b>	3	4	<b>21.761</b>	0.280	63.25
14	167	F2	8 PETTMAN / DAWKINS	Windle YAMAHA - Wesso Racing	<b>2:55.525</b>	3	4	<b>28.326</b>	6.565	60.89
15	67	F1	4 JEFFREY / FIELD	Windle F1 - MJP racing	<b>2:56.398</b>	4	4	<b>29.199</b>	0.873	60.59
16	19	F1	5 MACBRIDE / THOMPSON	LCR SUZUKI - Lifesafety Motorsport	<b>3:00.199</b>	3	4	<b>33.000</b>	3.801	59.31
17	13	BSB	4 HANDCOCK / PARKER	Baker HONDA - APACHE DEVELOPEMENTS	<b>3:00.637</b>	2	4	<b>33.438</b>	0.438	59.16
18	121	F1	6 LAWRENCE / HUGHES	LCR YAMAHA - highfield transport, JHM autos	<b>3:17.648</b>	2	2	<b>50.449</b>	17.011	54.07

Weather / Track : Cloudy / Wet

These results are provisional until the conclusion of any judicial and technical matters.

Snetterton 300: 2.9689 miles

Date: 07/05/2022 Start: 09:47 Finish: 09:58

Clerk Of Course :

Stewards :

Timekeeper : Craig Smith

Results can be found at [www.tsl-timing.com](http://www.tsl-timing.com)

Printed - 10:01 Saturday, 07 May 2022



# BMCRC - MRO Championships 2022 - Rnd 3 @ Snetterton 300

## BMCRC-RKB F1 & F2 Sidecars

### QUALIFYING - SECTOR ANALYSIS



SECTOR 1 = FL to I1, SECTOR 2 = I1 to FL, DIFF = Difference To Personal Best Lap, P = Crossed Finish Line in Pit Lane, D = Time Disallowed

P1 91 F1 WILLIAMS / HILDIGE		LCR YAMAHA -				
IDEAL LAP TIME : 2:27.199		BEST LAP TIME : 2:27.199		DIFFERENCE : 0.000		
LAP	SECTOR 1	SECTOR 2	LAP TIME	MPH	DIFF	TIME OF DAY
1 -	1:45.811	53.187	2:38.998	67.22	11.799	09:50:05.929
2 -	1:42.340	52.619	2:34.959	68.97	7.760	09:52:40.888
3 -	1:39.567	50.314	2:29.881 (3)	71.31	2.682	09:55:10.769
4 -	1:39.236	50.117	2:29.353 (2)	71.56	2.154	09:57:40.122
5 -	<b>1:37.515</b>	<b>49.684</b>	<b>2:27.199 (1)</b>	<b>72.60</b>		<b>10:00:07.321</b>

P2 45 BSB PAYNE / WILKES		GP-F2 YAMAHA - DAO1886				
IDEAL LAP TIME : 2:30.622		BEST LAP TIME : 2:30.622		DIFFERENCE : 0.000		
LAP	SECTOR 1	SECTOR 2	LAP TIME	MPH	DIFF	TIME OF DAY
1 -	1:44.867	54.047	2:38.914	67.25	8.292	09:50:10.208
2 -	1:42.208	53.456	2:35.664 (3)	68.66	5.042	09:52:45.872
3 -	1:43.188	52.323	2:35.511 (2)	68.72	4.889	09:55:21.383
4 -	<b>1:39.618</b>	<b>51.004</b>	<b>2:30.622 (1)</b>	<b>70.95</b>		<b>09:57:52.005</b>

P3 70 BSB ARCHER / HYDE		RS YAM 600 - Hannafin Contracors				
IDEAL LAP TIME : 2:32.869		BEST LAP TIME : 2:32.869		DIFFERENCE : 0.000		
LAP	SECTOR 1	SECTOR 2	LAP TIME	MPH	DIFF	TIME OF DAY
1 -	1:56.046	59.131	2:55.177	61.01	22.308	09:50:29.139
2 -	1:48.795	53.640	2:42.435	65.79	9.566	09:53:11.574
3 -	1:44.356	54.571	2:38.927 (3)	67.25	6.058	09:55:50.501
4 -	1:41.747	53.217	2:34.964 (2)	68.97	2.095	09:58:25.465
5 -	<b>1:40.559</b>	<b>52.310</b>	<b>2:32.869 (1)</b>	<b>69.91</b>		<b>10:00:58.334</b>

P4 73 F2 GOODIER / STONE		LCR F2 - Rowtec ltd				
IDEAL LAP TIME : 2:33.740		BEST LAP TIME : 2:33.770		DIFFERENCE : 0.030		
LAP	SECTOR 1	SECTOR 2	LAP TIME	MPH	DIFF	TIME OF DAY
1 -	1:52.804	58.341	2:51.145	62.45	17.375	09:50:28.184
2 -	1:47.629	55.257	2:42.886	65.61	9.116	09:53:11.070
3 -	1:44.273	53.335	2:37.608 (3)	67.81	3.838	09:55:48.678
4 -	1:43.133	<b>52.624</b>	2:35.757 (2)	68.62	1.987	09:58:24.435
5 -	<b>1:41.116</b>	52.654	<b>2:33.770 (1)</b>	<b>69.50</b>		<b>10:00:58.205</b>

P5 69 F2 LAMBERT / McBRIDE		LCR HONDA - Graham Anne Ward				
IDEAL LAP TIME : 2:34.659		BEST LAP TIME : 2:34.659		DIFFERENCE : 0.000		
LAP	SECTOR 1	SECTOR 2	LAP TIME	MPH	DIFF	TIME OF DAY
1 -	1:58.004	59.193	2:57.197	60.31	22.538	09:50:41.696
2 -	1:45.788	53.262	2:39.050 (3)	67.19	4.391	09:53:20.746
3 -	1:46.759	53.315	2:40.074	66.76	5.415	09:56:00.820
4 -	1:43.659	53.335	2:36.994 (2)	68.07	2.335	09:58:37.814
5 -	<b>1:42.523</b>	<b>52.136</b>	<b>2:34.659 (1)</b>	<b>69.10</b>		<b>10:01:12.473</b>

P6 11 F2 GILBERT / RESTALL		Shelbourne HONDA - West Ewell fencing				
IDEAL LAP TIME : 2:34.813		BEST LAP TIME : 2:34.964		DIFFERENCE : 0.151		
LAP	SECTOR 1	SECTOR 2	LAP TIME	MPH	DIFF	TIME OF DAY
1 -	1:48.105	53.109	2:41.214 (3)	66.29	6.250	09:50:02.111
2 -	1:53.418	52.183	2:45.601	64.54	10.637	09:52:47.712
3 -	<b>1:43.134</b>	52.939	2:36.073 (2)	68.48	1.109	09:55:23.785
4 -	1:43.285	<b>51.679</b>	<b>2:34.964 (1)</b>	<b>68.97</b>		<b>09:57:58.749</b>

# BMCRC - MRO Championships 2022 - Rnd 3 @ Snetterton 300

## BMCRC-RKB F1 & F2 Sidecars

### QUALIFYING - SECTOR ANALYSIS



SECTOR 1 = FL to I1, SECTOR 2 = I1 to FL, DIFF = Difference To Personal Best Lap, P = Crossed Finish Line in Pit Lane, D = Time Disallowed

<b>P7</b>	<b>117 F1</b>	<b>POTTINGER / DODD</b>	LCR YAMAHA - GB Precision Eng/Opal Fabrication			
IDEAL LAP TIME : 2:35.197		BEST LAP TIME : 2:35.345		DIFFERENCE : 0.148		
LAP	SECTOR 1	SECTOR 2	LAP TIME	MPH	DIFF	TIME OF DAY
1 -	1:48.434	1:10.800	2:59.234	59.63	23.889	09:50:34.054
2 -	1:44.114	54.578	2:38.692 (3)	67.35	3.347	09:53:12.746
3 -	1:43.422	55.050	2:38.472 (2)	67.44	3.127	09:55:51.218
4 -	1:41.988	<b>53.357</b>	<b>2:35.345 (1)</b>	<b>68.80</b>		<b>09:58:26.563</b>
<b>P8</b>	<b>18 F2</b>	<b>GIBSON / CHRISTIE</b>	CES SUZUKI - RVISA/Rowtec			
IDEAL LAP TIME : 2:35.381		BEST LAP TIME : 2:35.381		DIFFERENCE : 0.000		
LAP	SECTOR 1	SECTOR 2	LAP TIME	MPH	DIFF	TIME OF DAY
1 -	1:50.095	55.737	2:45.832	64.45	10.451	09:50:03.970
2 -	1:47.312	54.040	2:41.352	66.24	5.971	09:52:45.322
3 -	1:44.961	55.636	2:40.597 (3)	66.55	5.216	09:55:25.919
4 -	1:44.019	52.838	2:36.857 (2)	68.13	1.476	09:58:02.776
5 -	<b>1:43.223</b>	<b>52.158</b>	<b>2:35.381 (1)</b>	<b>68.78</b>		<b>10:00:38.157</b>
<b>P9</b>	<b>33 BSB</b>	<b>HEGARTY / NEAVE</b>	-			
IDEAL LAP TIME : 2:39.994		BEST LAP TIME : 2:39.994		DIFFERENCE : 0.000		
LAP	SECTOR 1	SECTOR 2	LAP TIME	MPH	DIFF	TIME OF DAY
1 -	2:00.837	58.536	2:59.373	59.58	19.379	09:50:42.102
2 -	1:48.366	54.596	2:42.962 (3)	65.58	2.968	09:53:25.064
3 -	1:46.827	55.576	2:42.403 (2)	65.81	2.409	09:56:07.467
4 -	<b>1:46.358</b>	<b>53.636</b>	<b>2:39.994 (1)</b>	<b>66.80</b>		<b>09:58:47.461</b>
<b>P10</b>	<b>23 F2</b>	<b>J SAUNDERS / R SAUNDERS</b>	Baker HONDA - Vacuum & Pressure Leeds			
IDEAL LAP TIME : 2:39.498		BEST LAP TIME : 2:43.383		DIFFERENCE : 3.885		
LAP	SECTOR 1	SECTOR 2	LAP TIME	MPH	DIFF	TIME OF DAY
1 -	2:02.196	1:02.825	3:05.021	57.76	21.638	09:50:47.988
2 -	1:51.377	56.609	2:47.986 (2)	63.62	4.603	09:53:35.974
3 -	1:48.912	<b>54.471</b>	<b>2:43.383 (1)</b>	<b>65.41</b>		<b>09:56:19.357</b>
4 -	<b>1:45.027</b>	1:03.062	2:48.089 (3)	63.58	4.706	09:59:07.446
<b>P11</b>	<b>38 F2</b>	<b>MOSS / GEDDES</b>	Shelbourne YAMAHA R6 - LifeSafety Motorsport - CharlieMossF			
IDEAL LAP TIME : 2:45.515		BEST LAP TIME : 2:45.515		DIFFERENCE : 0.000		
LAP	SECTOR 1	SECTOR 2	LAP TIME	MPH	DIFF	TIME OF DAY
1 -	1:59.922	1:03.108	3:03.030	58.39	17.515	09:50:51.049
2 -	1:53.431	1:00.674	2:54.105 (3)	61.38	8.590	09:53:45.154
3 -	1:50.669	57.165	2:47.834 (2)	63.68	2.319	09:56:32.988
4 -	<b>1:49.255</b>	<b>56.260</b>	<b>2:45.515 (1)</b>	<b>64.57</b>		<b>09:59:18.503</b>
<b>P12</b>	<b>44 F2</b>	<b>KING / SIGSWORTH</b>	Lumley Ireson F2 - T E Solutions uk			
IDEAL LAP TIME : 2:48.081		BEST LAP TIME : 2:48.680		DIFFERENCE : 0.599		
LAP	SECTOR 1	SECTOR 2	LAP TIME	MPH	DIFF	TIME OF DAY
1 -	2:00.559	1:02.204	3:02.763	58.48	14.083	09:50:44.221
2 -	1:53.764	57.356	2:51.120 (3)	62.45	2.440	09:53:35.341
3 -	1:52.439	<b>56.241</b>	<b>2:48.680 (1)</b>	<b>63.36</b>		<b>09:56:24.021</b>
4 -	<b>1:51.840</b>	57.846	2:49.686 (2)	62.98	1.006	09:59:13.707
<b>P13</b>	<b>62 F1</b>	<b>WRIGHT / BAILEY</b>	RYDE YAMAHA - Stainless Steel Designs Ltd.			
IDEAL LAP TIME : 2:48.436		BEST LAP TIME : 2:48.960		DIFFERENCE : 0.524		
LAP	SECTOR 1	SECTOR 2	LAP TIME	MPH	DIFF	TIME OF DAY
1 -	1:57.570	59.385	2:56.955 (3)	60.39	7.995	09:50:28.489
2 -	1:54.076	58.321	2:52.397 (2)	61.99	3.437	09:53:20.886
3 -	1:50.901	<b>58.059</b>	<b>2:48.960 (1)</b>	<b>63.25</b>		<b>09:56:09.846</b>
4 -	<b>1:50.377</b>	IN PIT	3:23.014 P	52.64	34.054	09:59:32.860

# BMCRC - MRO Championships 2022 - Rnd 3 @ Snetterton 300

## BMCRC-RKB F1 & F2 Sidecars

### QUALIFYING - SECTOR ANALYSIS



SECTOR 1 = FL to I1, SECTOR 2 = I1 to FL, DIFF = Difference To Personal Best Lap, P = Crossed Finish Line in Pit Lane, D = Time Disallowed

P14 167 F2		PETTMAN / DAWKINS		Windle YAMAHA - Wesso Racing		
IDEAL LAP TIME : 2:55.525		BEST LAP TIME : 2:55.525		DIFFERENCE : 0.000		
LAP	SECTOR 1	SECTOR 2	LAP TIME	MPH	DIFF	TIME OF DAY
1 -	2:03.743	1:03.194	3:06.937	57.17	11.412	09:50:56.410
2 -	1:56.323	1:01.159	2:57.482 (3)	60.22	1.957	09:53:53.892
3 -	<b>1:56.167</b>	<b>59.358</b>	<b>2:55.525 (1)</b>	<b>60.89</b>		<b>09:56:49.417</b>
4 -	1:56.813	59.651	2:56.464 (2)	60.56	0.939	09:59:45.881

P15 67 F1		JEFFREY / FIELD		Windle F1 - MJP racing		
IDEAL LAP TIME : 2:56.398		BEST LAP TIME : 2:56.398		DIFFERENCE : 0.000		
LAP	SECTOR 1	SECTOR 2	LAP TIME	MPH	DIFF	TIME OF DAY
1 -	2:02.287	1:05.963	3:08.250	56.77	11.852	09:50:57.424
2 -	1:57.500	1:02.318	2:59.818 (3)	59.43	3.420	09:53:57.242
3 -	1:56.616	1:01.877	2:58.493 (2)	59.87	2.095	09:56:55.735
4 -	<b>1:56.124</b>	<b>1:00.274</b>	<b>2:56.398 (1)</b>	<b>60.59</b>		<b>09:59:52.133</b>

P16 19 F1		MACBRIDE / THOMPSON		LCR SUZUKI - Lifesafety Motorsport		
IDEAL LAP TIME : 3:00.199		BEST LAP TIME : 3:00.199		DIFFERENCE : 0.000		
LAP	SECTOR 1	SECTOR 2	LAP TIME	MPH	DIFF	TIME OF DAY
1 -	2:06.162	1:06.792	3:12.954	55.39	12.755	09:50:50.959
2 -	2:00.162	1:03.204	3:03.366 (2)	58.28	3.167	09:53:54.325
3 -	<b>1:57.951</b>	<b>1:02.248</b>	<b>3:00.199 (1)</b>	<b>59.31</b>		<b>09:56:54.524</b>
4 -	2:01.906	1:03.665	3:05.571 (3)	57.59	5.372	10:00:00.095

P17 13 BSB		HANDCOCK / PARKER		Baker HONDA - APACHE DEVELOPEMENTS		
IDEAL LAP TIME : 2:57.917		BEST LAP TIME : 3:00.637		DIFFERENCE : 2.720		
LAP	SECTOR 1	SECTOR 2	LAP TIME	MPH	DIFF	TIME OF DAY
1 -	2:00.116	1:04.935	3:05.051	57.75	4.414	09:50:46.347
2 -	<b>1:57.880</b>	1:02.757	<b>3:00.637 (1)</b>	<b>59.16</b>		<b>09:53:46.984</b>
3 -	1:59.158	1:02.258	3:01.416 (3)	58.91	0.779	09:56:48.400
4 -	2:00.795	<b>1:00.037</b>	3:00.832 (2)	59.10	0.195	09:59:49.232

P18 121 F1		LAWRENCE / HUGHES		LCR YAMAHA - highfield transport, JHM autos		
IDEAL LAP TIME : 3:17.648		BEST LAP TIME : 3:17.648		DIFFERENCE : 0.000		
LAP	SECTOR 1	SECTOR 2	LAP TIME	MPH	DIFF	TIME OF DAY
1 -	2:17.136	1:10.356	3:27.492 (2)	51.51	9.844	09:50:58.317
2 -	<b>2:08.248</b>	<b>1:09.400</b>	<b>3:17.648 (1)</b>	<b>54.07</b>		<b>09:54:15.965</b>



# BMCRC - MRO Championships 2022 - Rnd 3 @ Snetterton 300

## BMCRC-RKB F1 & F2 Sidecars

### QUALIFYING - BEST SECTORS

SECTOR 1				SECTOR 2				IDEAL / BEST COMPARISON				
POS	NO	NAME	TIME	NO	NAME	TIME	POS	NO	NAME	IDEAL	BEST	DIFF
									<b>PERFECT LAP</b>	<b>2:27.199</b>		
1	91	WILLIAMS / HILDIGE	1:37.515	91	WILLIAMS / HILDIGE	49.684	1	91	WILLIAMS / HILDIGE	2:27.199	2:27.199	0.000
2	45	PAYNE / WILKES	1:39.618	45	PAYNE / WILKES	51.004	2	45	PAYNE / WILKES	2:30.622	2:30.622	0.000
3	70	ARCHER / HYDE	1:40.559	11	GILBERT / RESTALL	51.679	3	70	ARCHER / HYDE	2:32.869	2:32.869	0.000
4	73	GOODIER / STONE	1:41.116	69	LAMBERT / McBRIDE	52.136	4	73	GOODIER / STONE	2:33.740	2:33.770	0.030
5	117	POTTINGER / DODD	1:41.840	18	GIBSON / CHRISTIE	52.158	5	69	LAMBERT / McBRIDE	2:34.659	2:34.659	0.000
6	69	LAMBERT / McBRIDE	1:42.523	70	ARCHER / HYDE	52.310	6	11	GILBERT / RESTALL	2:34.813	2:34.964	0.151
7	11	GILBERT / RESTALL	1:43.134	73	GOODIER / STONE	52.624	7	117	POTTINGER / DODD	2:35.197	2:35.345	0.148
8	18	GIBSON / CHRISTIE	1:43.223	117	POTTINGER / DODD	53.357	8	18	GIBSON / CHRISTIE	2:35.381	2:35.381	0.000
9	23	J SAUNDERS / R SAUNDERS	1:45.027	33	HEGARTY / NEAVE	53.636	9	23	J SAUNDERS / R SAUNDERS	2:39.498	2:43.383	3.885
10	33	HEGARTY / NEAVE	1:46.358	23	J SAUNDERS / R SAUNDERS	54.471	10	33	HEGARTY / NEAVE	2:39.994	2:39.994	0.000
11	38	MOSS / GEDDES	1:49.255	44	KING / SIGSWORTH	56.241	11	38	MOSS / GEDDES	2:45.515	2:45.515	0.000
12	62	WRIGHT / BAILEY	1:50.377	38	MOSS / GEDDES	56.260	12	44	KING / SIGSWORTH	2:48.081	2:48.680	0.599
13	44	KING / SIGSWORTH	1:51.840	62	WRIGHT / BAILEY	58.059	13	62	WRIGHT / BAILEY	2:48.436	2:48.960	0.524
14	67	JEFFREY / FIELD	1:56.124	167	PETTMAN / DAWKINS	59.358	14	167	PETTMAN / DAWKINS	2:55.525	2:55.525	0.000
15	167	PETTMAN / DAWKINS	1:56.167	13	HANDCOCK / PARKER	1:00.037	15	67	JEFFREY / FIELD	2:56.398	2:56.398	0.000
16	13	HANDCOCK / PARKER	1:57.880	67	JEFFREY / FIELD	1:00.274	16	13	HANDCOCK / PARKER	2:57.917	3:00.637	2.720
17	19	MACBRIDE / THOMPSON	1:57.951	19	MACBRIDE / THOMPSON	1:02.248	17	19	MACBRIDE / THOMPSON	3:00.199	3:00.199	0.000
18	121	LAWRENCE / HUGHES	2:08.248	121	LAWRENCE / HUGHES	1:09.400	18	121	LAWRENCE / HUGHES	3:17.648	3:17.648	0.000

# BMCRC - MRO Championships 2022 - Rnd 3 @ Snetterton 300

## BMCRC-RKB F1 & F2 Sidecars

### QUALIFYING - STATISTICS

Competitors Started	18
Planned Start	2022-05-07 @ 09:34:00.000
Actual Start	2022-05-07 @ 09:47:07.188
Finish Time	2022-05-07 @ 09:58:39.677
Track Length	2.9689mi.
Total Laps	75
Total Distance Covered	222.6683mi.

### Session Fastest Lap History

NO	CL	NAME	LAP TIME	TIME OF DAY	LAP	VEHICLE
11	F2	GILBERT / RESTALL	2:41.214	09:50:02.144	1	Shelbourne HONDA
91	F1	WILLIAMS / HILDIGE	2:38.998	09:50:05.949	1	LCR YAMAHA
45	BSB	PAYNE / WILKES	2:38.914	09:50:10.243	1	GP-F2 YAMAHA
91	F1	WILLIAMS / HILDIGE	2:34.959	09:52:40.909	2	LCR YAMAHA
91	F1	WILLIAMS / HILDIGE	2:29.881	09:55:10.790	3	LCR YAMAHA
91	F1	WILLIAMS / HILDIGE	2:29.353	09:57:40.143	4	LCR YAMAHA
91	F1	WILLIAMS / HILDIGE	2:27.199	10:00:07.341	5	LCR YAMAHA

### Flag History

TYPE	TIME OF DAY
GREEN	09:47:07.188
FINISH	09:58:39.677

### Flag Statistics

TYPE	COUNT	TOTAL LAPS	TOTAL TIME
Green	1	5	14:14.797
Red	0	0	0.000
Safety Car	0	0	0.000
FCY	0	0	0.000

# BMCRC - MRO Championships 2022 - Rnd 3 @ Snetterton 300

## BMCRC-RKB F1 & F2 Sidecars

### QUALIFYING - STATISTICS

CLASS : F1

6 Starters

#### Fastest Lap History

NO	NAME	LAP TIME	TIME OF DAY	LAP	VEHICLE
91	WILLIAMS / HILDIGE	2:38.998	09:50:05.949	1	LCR YAMAHA
91	WILLIAMS / HILDIGE	2:34.959	09:52:40.909	2	LCR YAMAHA
91	WILLIAMS / HILDIGE	2:29.881	09:55:10.790	3	LCR YAMAHA
91	WILLIAMS / HILDIGE	2:29.353	09:57:40.143	4	LCR YAMAHA
91	WILLIAMS / HILDIGE	2:27.199	10:00:07.341	5	LCR YAMAHA

# BMCRC - MRO Championships 2022 - Rnd 3 @ Snetterton 300

## BMCRC-RKB F1 & F2 Sidecars

### QUALIFYING - STATISTICS

CLASS : F2

8 Starters

#### Fastest Lap History

NO	NAME	LAP TIME	TIME OF DAY	LAP	VEHICLE
11	GILBERT / RESTALL	<b>2:41.214</b>	09:50:02.144	1	Shelbourne HONDA
69	LAMBERT / McBRIDE	<b>2:39.050</b>	09:53:20.759	2	LCR HONDA
11	GILBERT / RESTALL	<b>2:36.073</b>	09:55:23.816	3	Shelbourne HONDA
11	GILBERT / RESTALL	<b>2:34.964</b>	09:57:58.781	4	Shelbourne HONDA
73	GOODIER / STONE	<b>2:33.770</b>	10:00:58.220	5	LCR F2

# BMCRC - MRO Championships 2022 - Rnd 3 @ Snetterton 300

## BMCRC-RKB F1 & F2 Sidecars

### QUALIFYING - STATISTICS

CLASS : BSB

4 Starters

#### Fastest Lap History

NO	NAME	LAP TIME	TIME OF DAY	LAP	VEHICLE
45	PAYNE / WILKES	<b>2:38.914</b>	09:50:10.243	1	GP-F2 YAMAHA
45	PAYNE / WILKES	<b>2:35.664</b>	09:52:45.905	2	GP-F2 YAMAHA
45	PAYNE / WILKES	<b>2:35.511</b>	09:55:21.416	3	GP-F2 YAMAHA
45	PAYNE / WILKES	<b>2:30.622</b>	09:57:52.039	4	GP-F2 YAMAHA



### BMCRC - MRO Championships 2022 - Rnd 3 @ Snetterton 300

### BMCRC-RKB F1 & F2 Sidecars

### RACE 3 - GRID (5 Laps)

ROW 10		19	37	MORPHET / REILLY	
ROW 9		18	121	LAWRENCE / HUGHES	3:17.648
		17	13	HANDCOCK / PARKER	3:00.637
ROW 8		16	19	MACBRIDE / THOMPSON	3:00.199
		15	67	JEFFREY / FIELD	2:56.398
ROW 7		14	167	PETTMAN / DAWKINS	2:55.525
		13	62	WRIGHT / BAILEY	2:48.960
ROW 6		12	44	KING / SIGSWORTH	2:48.680
		11	38	MOSS / GEDDES	2:45.515
ROW 5		10	23	J SAUNDERS / R SAUNDERS	2:43.383
		9	33	HEGARTY / NEAVE	2:39.994
ROW 4		8	18	GIBSON / CHRISTIE	2:35.381
		7	117	POTTINGER / DODD	2:35.345
ROW 3		6	11	GILBERT / RESTALL	2:34.964
		5	69	LAMBERT / McBRIDE	2:34.659
ROW 2		4	73	GOODIER / STONE	2:33.770
		3	70	ARCHER / HYDE	2:32.869
ROW 1		2	45	PAYNE / WILKES	2:30.622
		1	91	WILLIAMS / HILDIGE	2:27.199
<b>Pole</b>					

Snetterton 300: 2.9689 miles

These results are provisional until the conclusion of any judicial and technical matters.

Clerk Of Course :	Stewards :	Timekeeper : Craig Smith
-------------------	------------	--------------------------

Results can be found at [www.tsl-timing.com](http://www.tsl-timing.com)

Printed - 10:02 Saturday, 07 May 2022





### BMCRC - MRO Championships 2022 - Rnd 3 @ Snetterton 300

### BMCRC-RKB F1 & F2 Sidecars

### RACE 3 - CLASSIFICATION - AMENDED

POS	NO	CL	PIC	NAME	ENTRY	LAPS	TIME	GAP	DIFF	MPH	BEST	ON
1	45	BSB	1	PAYNE / WILKES	GP-F2 YAMAHA - DAO1886	5	10:35.044			84.15	2:04.533	3
2	91	F1	1	WILLIAMS / HILDIGE	LCR YAMAHA -	5	10:37.648	2.604	2.604	83.80	2:05.627	4
3	70	BSB	2	ARCHER / HYDE	RS YAM 600 - Hannafin Contracors	5	10:47.040	11.996	9.392	82.59	2:06.728	4
4	18	BSB	3	GIBSON / CHRISTIE	CES SUZUKI - RVISA/Rowtec	5	11:08.815	33.771	21.775	79.90	2:11.083	3
5	117	F1	2	POTTINGER / DODD	LCR YAMAHA - GB Precision Eng/Opal Fabrication	5	11:12.261	37.217	3.446	79.49	2:11.271	3
6	69	F2	1	LAMBERT / McBRIDE	LCR HONDA - Graham Anne Ward	5	11:23.833	48.789	11.572	78.14	2:14.062	4
7	73	F2	2	GOODIER / STONE	LCR F2 - Rowtec Ltd	5	11:27.862	52.818	4.029	77.69	2:15.512	3
8	11	F2	3	GILBERT / RESTALL	Shelbourne HONDA - West Ewell fencing	5	11:29.248	54.204	1.386	77.53	2:15.552	3
9	121	F1	3	LAWRENCE / HUGHES	LCR YAMAHA - highfield transport, JHM autos	5	11:30.682	55.638	1.434	77.37	2:14.982	5
10	23	F2	4	J SAUNDERS / R SAUNDERS	Baker HONDA - Vacuum & Pressure Leeds	5	11:31.513	56.469	0.831	77.28	2:15.019	5
11	33	BSB	4	HEGARTY / NEAVE	Baker Suzuki -	5	11:33.742	58.698	2.229	77.03	2:14.544	4
12	62	F1	4	WRIGHT / BAILEY	RYDE YAMAHA - Stainless Steel Designs Ltd.	5	11:34.092	59.048	0.350	76.99	2:13.707	5
13	13	BSB	5	HANDCOCK / PARKER	Baker HONDA - APACHE DEVEOLPEMENTS	5	12:00.782	1:25.738	26.690	74.14	2:20.542	5
14	38	F2	5	MOSS / GEDDES	Shelbourne YAMAHA R6 - LifeSafety Motorsport - C	5	12:08.703	1:33.659	7.921	73.33	2:22.422	5
15	67	F1	5	JEFFREY / FIELD	Windle F1 - MJP racing	5	12:08.985	1:33.941	0.282	73.30	2:23.208	5
16	167	F2	6	PETTMAN / DAWKINS	Windle YAMAHA - Wesso Racing	5	12:21.671	1:46.627	12.686	72.05	2:25.359	2
17	19	F1	6	MACBRIDE / THOMPSON	LCR SUZUKI - Lifesafety Motorsport	4	11:13.288	1 Lap	1 Lap	63.49	2:45.619	3

#### FASTEST LAP

45	BSB	PAYNE / WILKES	GP-F2 YAMAHA - DAO1886	3	2:04.533	85.82 mph	138.12 kph
91	F1	WILLIAMS / HILDIGE	LCR YAMAHA -	4	2:05.627	85.07 mph	136.91 kph
69	F2	LAMBERT / McBRIDE	LCR HONDA - Graham Anne Ward	4	2:14.062	79.72 mph	128.30 kph

#### Amended Result - Correction of class for No. 18

Class BSB - 92.5% of Race Speed = 77.83 mph

Class F1 - 92.5% of Race Speed = 77.51 mph

Class F2 - 92.5% of Race Speed = 72.27 mph

Race Distance: 5 Laps / 14.84 miles

Snetterton 300: 2.9689 miles

Date: 07/05/2022 Start: 12:38 Finish: 12:49

Weather / Track : Cloudy / Dry

These results are provisional until the conclusion of any judicial and technical matters.

Clerk Of Course :	Stewards :	Timekeeper : Craig Smith
-------------------	------------	--------------------------

Results can be found at [www.tsl-timing.com](http://www.tsl-timing.com)

Printed - 10:37 Wednesday, 25 May 2022



# BMCRC - MRO Championships 2022 - Rnd 3 @ Snetterton 300

## BMCRC-RKB F1 & F2 Sidecars

### RACE 3 - LAP CHART

#### LAP 1 @ 12:41:13.381

NO	BEHIND	LAP TIME
91		2:13.641
45	0.097	2:13.738
70	2.022	2:15.663
18	6.633	2:20.274
117	7.895	2:21.536
73	9.381	2:23.022
69	10.935	2:24.576
11	11.073	2:24.714
62	11.968	2:25.609
23	12.089	2:25.730
121	13.965	2:27.606
33	17.620	2:31.261
67	17.852	2:31.493
13	19.451	2:33.092
38	21.538	2:35.179
167	23.193	2:36.834
19	41.114	2:54.755

91	2.541	2:05.627
70	8.693	2:06.728
18	25.299	2:11.162
117	29.800	2:12.243
69	40.337	2:14.062
73	41.771	2:16.229
11	44.187	2:16.447
121	46.838	2:15.645
23	47.632	2:15.672
33	49.655	2:14.544
62	51.523	2:16.269
13	1:11.378	2:21.608
67	1:16.915	2:24.067
38	1:17.419	2:22.913
167	1:25.327	2:25.530

#### LAP 5 @ 12:49:34.784

NO	BEHIND	LAP TIME
45		2:06.182
91	2.604	2:06.245
70	11.996	2:09.485
18	33.771	2:14.654
117	37.217	2:13.599
19	1 Lap	2:46.450
69	48.789	2:14.634
73	52.818	2:17.229
11	54.204	2:16.199
121	55.638	2:14.982
23	56.469	2:15.019
33	58.698	2:15.225
62	59.048	2:13.707
13	1:25.738	2:20.542
38	1:33.659	2:22.422
67	1:33.941	2:23.208
167	1:46.627	2:27.482

#### LAP 2 @ 12:43:19.160

NO	BEHIND	LAP TIME
45		2:05.682
91	0.668	2:06.447
70	4.185	2:07.942
18	12.496	2:11.642
117	15.728	2:13.612
73	19.472	2:15.870
69	20.369	2:15.213
11	21.630	2:16.336
23	23.654	2:17.344
121	25.210	2:17.024
62	26.257	2:20.068
33	28.231	2:16.390
67	35.959	2:23.886
13	37.208	2:23.536
38	39.635	2:23.876
167	42.773	2:25.359
19	1:21.799	2:46.464

#### LAP 3 @ 12:45:23.693

NO	BEHIND	LAP TIME
45		2:04.533
91	1.823	2:05.688
70	6.874	2:07.222
18	19.046	2:11.083
117	22.466	2:11.271
73	30.451	2:15.512
69	31.184	2:15.348
11	32.649	2:15.552
121	36.102	2:15.425
23	36.869	2:17.748
33	40.020	2:16.322
62	40.163	2:18.439
13	54.679	2:22.004
67	57.757	2:26.331
38	59.415	2:24.313
167	1:04.706	2:26.466
19	2:02.885	2:45.619

#### LAP 4 @ 12:47:28.602

NO	BEHIND	LAP TIME
45		2:04.909

Weather / Track : Cloudy / Dry

Results can be found at [www.tsl-timing.com](http://www.tsl-timing.com)

Snetterton 300: 2.9689 miles  
Date: 07/05/2022 Start: 12:38 Finish: 12:49

Printed - 12:51 Saturday, 07 May 2022



# BMCRC - MRO Championships 2022 - Rnd 3 @ Snetterton 300

## BMCRC-RKB F1 & F2 Sidecars

### RACE 3 - SECTOR ANALYSIS



SECTOR 1 = FL to I1, SECTOR 2 = I1 to FL, DIFF = Difference To Personal Best Lap, P = Crossed Finish Line in Pit Lane, D = Time Disallowed

P1 45 BSB PAYNE / WILKES		GP-F2 YAMAHA - DAO1886				
IDEAL LAP TIME : 2:04.284		BEST LAP TIME : 2:04.533		DIFFERENCE : 0.249		
LAP	SECTOR 1	SECTOR 2	LAP TIME	MPH	DIFF	TIME OF DAY
1 -		42.927	2:13.738	79.91	9.205	12:41:13.478
2 -	1:24.084	41.598	2:05.682 (3)	85.04	1.149	12:43:19.160
3 -	1:23.438	<b>41.095</b>	<b>2:04.533 (1)</b>	<b>85.82</b>		<b>12:45:23.693</b>
4 -	<b>1:23.189</b>	41.720	2:04.909 (2)	85.56	0.376	12:47:28.602
5 -	1:24.599	41.583	2:06.182	84.70	1.649	12:49:34.784

P2 91 F1 WILLIAMS / HILDIGE		LCR YAMAHA -				
IDEAL LAP TIME : 2:05.327		BEST LAP TIME : 2:05.627		DIFFERENCE : 0.300		
LAP	SECTOR 1	SECTOR 2	LAP TIME	MPH	DIFF	TIME OF DAY
1 -		42.144	2:13.641	79.97	8.014	12:41:13.381
2 -	1:25.019	41.428	2:06.447	84.52	0.820	12:43:19.828
3 -	<b>1:24.023</b>	41.665	2:05.688 (2)	85.03	0.061	12:45:25.516
4 -	<b>1:24.023</b>	41.604	<b>2:05.627 (1)</b>	<b>85.07</b>		<b>12:47:31.143</b>
5 -	1:24.941	<b>41.304</b>	2:06.245 (3)	84.66	0.618	12:49:37.388

P3 70 BSB ARCHER / HYDE		RS YAM 600 - Hannafin Contrators				
IDEAL LAP TIME : 2:06.728		BEST LAP TIME : 2:06.728		DIFFERENCE : 0.000		
LAP	SECTOR 1	SECTOR 2	LAP TIME	MPH	DIFF	TIME OF DAY
1 -		42.830	2:15.663	78.78	8.935	12:41:15.403
2 -	1:25.982	41.960	2:07.942 (3)	83.53	1.214	12:43:23.345
3 -	1:25.082	42.140	2:07.222 (2)	84.01	0.494	12:45:30.567
4 -	<b>1:25.069</b>	<b>41.659</b>	<b>2:06.728 (1)</b>	<b>84.33</b>		<b>12:47:37.295</b>
5 -	1:27.632	41.853	2:09.485	82.54	2.757	12:49:46.780

P4 18 F2 GIBSON / CHRISTIE		CES SUZUKI - RVISA/Rowtec				
IDEAL LAP TIME : 2:10.993		BEST LAP TIME : 2:11.083		DIFFERENCE : 0.090		
LAP	SECTOR 1	SECTOR 2	LAP TIME	MPH	DIFF	TIME OF DAY
1 -		44.152	2:20.274	76.19	9.191	12:41:20.014
2 -	1:27.917	43.725	2:11.642 (3)	81.19	0.559	12:43:31.656
3 -	1:27.539	<b>43.544</b>	<b>2:11.083 (1)</b>	<b>81.53</b>		<b>12:45:42.739</b>
4 -	<b>1:27.449</b>	43.713	2:11.162 (2)	81.48	0.079	12:47:53.901
5 -	1:27.916	46.738	2:14.654	79.37	3.571	12:50:08.555

P5 117 F1 POTTINGER / DODD		LCR YAMAHA - GB Precision Eng/Opal Fabrication				
IDEAL LAP TIME : 2:11.271		BEST LAP TIME : 2:11.271		DIFFERENCE : 0.000		
LAP	SECTOR 1	SECTOR 2	LAP TIME	MPH	DIFF	TIME OF DAY
1 -		44.191	2:21.536	75.51	10.265	12:41:21.276
2 -	1:29.371	44.241	2:13.612	79.99	2.341	12:43:34.888
3 -	<b>1:27.947</b>	<b>43.324</b>	<b>2:11.271 (1)</b>	<b>81.41</b>		<b>12:45:46.159</b>
4 -	1:28.411	43.832	2:12.243 (2)	80.82	0.972	12:47:58.402
5 -	1:28.665	44.934	2:13.599 (3)	80.00	2.328	12:50:12.001

P6 69 F2 LAMBERT / McBRIDE		LCR HONDA - Graham Anne Ward				
IDEAL LAP TIME : 2:14.062		BEST LAP TIME : 2:14.062		DIFFERENCE : 0.000		
LAP	SECTOR 1	SECTOR 2	LAP TIME	MPH	DIFF	TIME OF DAY
1 -		45.166	2:24.576	73.92	10.514	12:41:24.316
2 -	1:30.312	44.901	2:15.213 (3)	79.04	1.151	12:43:39.529
3 -	1:30.051	45.297	2:15.348	78.96	1.286	12:45:54.877
4 -	<b>1:29.645</b>	<b>44.417</b>	<b>2:14.062 (1)</b>	<b>79.72</b>		<b>12:48:08.939</b>
5 -	1:30.082	44.552	2:14.634 (2)	79.38	0.572	12:50:23.573

# BMCRC - MRO Championships 2022 - Rnd 3 @ Snetterton 300

## BMCRC-RKB F1 & F2 Sidecars

### RACE 3 - SECTOR ANALYSIS



SECTOR 1 = FL to I1, SECTOR 2 = I1 to FL, DIFF = Difference To Personal Best Lap, P = Crossed Finish Line in Pit Lane, D = Time Disallowed

P7 73 F2 GOODIER / STONE		LCR F2 - Rowtec Ltd				
IDEAL LAP TIME : 2:15.154		BEST LAP TIME : 2:15.512		DIFFERENCE : 0.358		
LAP	SECTOR 1	SECTOR 2	LAP TIME	MPH	DIFF	TIME OF DAY
1 -		45.193	2:23.022	74.73	7.510	12:41:22.762
2 -	1:30.458	45.412	2:15.870 (2)	78.66	0.358	12:43:38.632
3 -	<b>1:30.214</b>	45.298	<b>2:15.512 (1)</b>	<b>78.87</b>		<b>12:45:54.144</b>
4 -	1:31.289	<b>44.940</b>	2:16.229 (3)	78.45	0.717	12:48:10.373
5 -	1:31.176	46.053	2:17.229	77.88	1.717	12:50:27.602

P8 11 F2 GILBERT / RESTALL		Shelbourne HONDA - West Ewell fencing				
IDEAL LAP TIME : 2:15.552		BEST LAP TIME : 2:15.552		DIFFERENCE : 0.000		
LAP	SECTOR 1	SECTOR 2	LAP TIME	MPH	DIFF	TIME OF DAY
1 -		45.293	2:24.714	73.85	9.162	12:41:24.454
2 -	1:31.710	44.626	2:16.336 (3)	78.39	0.784	12:43:40.790
3 -	<b>1:31.017</b>	<b>44.535</b>	<b>2:15.552 (1)</b>	<b>78.84</b>		<b>12:45:56.342</b>
4 -	1:31.465	44.982	2:16.447	78.33	0.895	12:48:12.789
5 -	1:31.344	44.855	2:16.199 (2)	78.47	0.647	12:50:28.988

P9 121 F1 LAWRENCE / HUGHES		LCR YAMAHA - highfield transport, JHM autos				
IDEAL LAP TIME : 2:14.524		BEST LAP TIME : 2:14.982		DIFFERENCE : 0.458		
LAP	SECTOR 1	SECTOR 2	LAP TIME	MPH	DIFF	TIME OF DAY
1 -		<b>45.133</b>	2:27.606	72.40	12.624	12:41:27.346
2 -	1:29.927	47.097	2:17.024	78.00	2.042	12:43:44.370
3 -	1:29.575	45.850	2:15.425 (2)	78.92	0.443	12:45:59.795
4 -	1:29.441	46.204	2:15.645 (3)	78.79	0.663	12:48:15.440
5 -	<b>1:29.391</b>	45.591	<b>2:14.982 (1)</b>	<b>79.18</b>		<b>12:50:30.422</b>

P10 23 F2 J SAUNDERS / R SAUNDERS		Baker HONDA - Vacuum & Pressure Leads				
IDEAL LAP TIME : 2:14.973		BEST LAP TIME : 2:15.019		DIFFERENCE : 0.046		
LAP	SECTOR 1	SECTOR 2	LAP TIME	MPH	DIFF	TIME OF DAY
1 -		45.842	2:25.730	73.34	10.711	12:41:25.470
2 -	1:31.810	<b>45.534</b>	2:17.344 (3)	77.81	2.325	12:43:42.814
3 -	1:32.036	45.712	2:17.748	77.59	2.729	12:46:00.562
4 -	1:29.831	45.841	2:15.672 (2)	78.77	0.653	12:48:16.234
5 -	<b>1:29.439</b>	45.580	<b>2:15.019 (1)</b>	<b>79.15</b>		<b>12:50:31.253</b>

P11 33 BSB HEGARTY / NEAVE		Baker Suzuki -				
IDEAL LAP TIME : 2:14.544		BEST LAP TIME : 2:14.544		DIFFERENCE : 0.000		
LAP	SECTOR 1	SECTOR 2	LAP TIME	MPH	DIFF	TIME OF DAY
1 -		45.821	2:31.261	70.65	16.717	12:41:31.001
2 -	1:31.785	44.605	2:16.390	78.36	1.846	12:43:47.391
3 -	1:30.948	45.374	2:16.322 (3)	78.40	1.778	12:46:03.713
4 -	<b>1:30.590</b>	<b>43.954</b>	<b>2:14.544 (1)</b>	<b>79.43</b>		<b>12:48:18.257</b>
5 -	1:31.025	44.200	2:15.225 (2)	79.03	0.681	12:50:33.482

P12 62 F1 WRIGHT / BAILEY		RYDE YAMAHA - Stainless Steel Designs Ltd.				
IDEAL LAP TIME : 2:13.707		BEST LAP TIME : 2:13.707		DIFFERENCE : 0.000		
LAP	SECTOR 1	SECTOR 2	LAP TIME	MPH	DIFF	TIME OF DAY
1 -		45.964	2:25.609	73.40	11.902	12:41:25.349
2 -	1:32.876	47.192	2:20.068	76.30	6.361	12:43:45.417
3 -	1:32.812	45.627	2:18.439 (3)	77.20	4.732	12:46:03.856
4 -	1:31.384	44.885	2:16.269 (2)	78.43	2.562	12:48:20.125
5 -	<b>1:30.227</b>	<b>43.480</b>	<b>2:13.707 (1)</b>	<b>79.93</b>		<b>12:50:33.832</b>

# BMCRC - MRO Championships 2022 - Rnd 3 @ Snetterton 300

## BMCRC-RKB F1 & F2 Sidecars

### RACE 3 - SECTOR ANALYSIS



SECTOR 1 = FL to I1, SECTOR 2 = I1 to FL, DIFF = Difference To Personal Best Lap, P = Crossed Finish Line in Pit Lane, D = Time Disallowed

P13 13 BSB HANDCOCK / PARKER			Baker HONDA - APACHE DEVELOPEMENTS			
IDEAL LAP TIME : 2:20.389		BEST LAP TIME : 2:20.542		DIFFERENCE : 0.153		
LAP	SECTOR 1	SECTOR 2	LAP TIME	MPH	DIFF	TIME OF DAY
1 -		48.416	2:33.092	69.81	12.550	12:41:32.832
2 -	1:35.737	47.799	2:23.536	74.46	2.994	12:43:56.368
3 -	1:35.323	<b>46.681</b>	2:22.004 (3)	75.26	1.462	12:46:18.372
4 -	1:34.395	47.213	2:21.608 (2)	75.47	1.066	12:48:39.980
5 -	<b>1:33.708</b>	46.834	<b>2:20.542 (1)</b>	<b>76.04</b>		<b>12:51:00.522</b>

P14 38 F2 MOSS / GEDDES			Shelbourne YAMAHA R6 - LifeSafety Motorsport - CharlieMossF			
IDEAL LAP TIME : 2:22.289		BEST LAP TIME : 2:22.422		DIFFERENCE : 0.133		
LAP	SECTOR 1	SECTOR 2	LAP TIME	MPH	DIFF	TIME OF DAY
1 -		48.116	2:35.179	68.87	12.757	12:41:34.919
2 -	1:35.865	48.011	2:23.876 (3)	74.28	1.454	12:43:58.795
3 -	1:36.778	47.535	2:24.313	74.06	1.891	12:46:23.108
4 -	<b>1:35.373</b>	47.540	2:22.913 (2)	74.78	0.491	12:48:46.021
5 -	1:35.506	<b>46.916</b>	<b>2:22.422 (1)</b>	<b>75.04</b>		<b>12:51:08.443</b>

P15 67 F1 JEFFREY / FIELD			Windle F1 - MJP racing			
IDEAL LAP TIME : 2:23.028		BEST LAP TIME : 2:23.208		DIFFERENCE : 0.180		
LAP	SECTOR 1	SECTOR 2	LAP TIME	MPH	DIFF	TIME OF DAY
1 -		48.576	2:31.493	70.55	8.285	12:41:31.233
2 -	1:35.573	<b>48.313</b>	2:23.886 (2)	74.28	0.678	12:43:55.119
3 -	1:37.738	48.593	2:26.331	73.04	3.123	12:46:21.450
4 -	1:35.035	49.032	2:24.067 (3)	74.18	0.859	12:48:45.517
5 -	<b>1:34.715</b>	48.493	<b>2:23.208 (1)</b>	<b>74.63</b>		<b>12:51:08.725</b>

P16 167 F2 PETTMAN / DAWKINS			Windle YAMAHA - Wesso Racing			
IDEAL LAP TIME : 2:25.027		BEST LAP TIME : 2:25.359		DIFFERENCE : 0.332		
LAP	SECTOR 1	SECTOR 2	LAP TIME	MPH	DIFF	TIME OF DAY
1 -		49.261	2:36.834	68.14	11.475	12:41:36.574
2 -	<b>1:36.807</b>	48.552	<b>2:25.359 (1)</b>	<b>73.52</b>		<b>12:44:01.933</b>
3 -	1:37.926	48.540	2:26.466 (3)	72.97	1.107	12:46:28.399
4 -	1:37.310	<b>48.220</b>	2:25.530 (2)	73.44	0.171	12:48:53.929
5 -	1:38.327	49.155	2:27.482	72.47	2.123	12:51:21.411

P17 19 F1 MACBRIDE / THOMPSON			LCR SUZUKI - Lifesafety Motorsport			
IDEAL LAP TIME : 2:45.479		BEST LAP TIME : 2:45.619		DIFFERENCE : 0.140		
LAP	SECTOR 1	SECTOR 2	LAP TIME	MPH	DIFF	TIME OF DAY
1 -		<b>55.957</b>	2:54.755	61.16	9.136	12:41:54.495
2 -	1:50.234	56.230	2:46.464 (3)	64.20	0.845	12:44:40.959
3 -	<b>1:49.522</b>	56.097	<b>2:45.619 (1)</b>	<b>64.53</b>		<b>12:47:26.578</b>
4 -	1:50.068	56.382	2:46.450 (2)	64.21	0.831	12:50:13.028

# BMCRC - MRO Championships 2022 - Rnd 3 @ Snetterton 300

## BMCRC-RKB F1 & F2 Sidecars

### RACE 3 - BEST SECTORS

SECTOR 1				SECTOR 2				IDEAL / BEST COMPARISON				
POS	NO	NAME	TIME	NO	NAME	TIME	POS	NO	NAME	IDEAL	BEST	DIFF
									<b>PERFECT LAP</b>	<b>2:04.284</b>		
1	45	PAYNE / WILKES	1:23.189	45	PAYNE / WILKES	41.095	1	45	PAYNE / WILKES	2:04.284	2:04.533	0.249
2	91	WILLIAMS / HILDIGE	1:24.023	91	WILLIAMS / HILDIGE	41.304	2	91	WILLIAMS / HILDIGE	2:05.327	2:05.627	0.300
3	70	ARCHER / HYDE	1:25.069	70	ARCHER / HYDE	41.659	3	70	ARCHER / HYDE	2:06.728	2:06.728	0.000
4	18	GIBSON / CHRISTIE	1:27.449	117	POTTINGER / DODD	43.324	4	18	GIBSON / CHRISTIE	2:10.993	2:11.083	0.090
5	117	POTTINGER / DODD	1:27.947	62	WRIGHT / BAILEY	43.480	5	117	POTTINGER / DODD	2:11.271	2:11.271	0.000
6	121	LAWRENCE / HUGHES	1:29.391	18	GIBSON / CHRISTIE	43.544	6	62	WRIGHT / BAILEY	2:13.707	2:13.707	0.000
7	23	J SAUNDERS / R SAUNDERS	1:29.439	33	HEGARTY / NEAVE	43.954	7	69	LAMBERT / McBRIDE	2:14.062	2:14.062	0.000
8	69	LAMBERT / McBRIDE	1:29.645	69	LAMBERT / McBRIDE	44.417	8	121	LAWRENCE / HUGHE	2:14.524	2:14.982	0.458
9	73	GOODIER / STONE	1:30.214	11	GILBERT / RESTALL	44.535	9	33	HEGARTY / NEAVE	2:14.544	2:14.544	0.000
10	62	WRIGHT / BAILEY	1:30.227	73	GOODIER / STONE	44.940	10	23	J SAUNDERS / R SAL	2:14.973	2:15.019	0.046
11	33	HEGARTY / NEAVE	1:30.590	121	LAWRENCE / HUGHES	45.133	11	73	GOODIER / STONE	2:15.154	2:15.512	0.358
12	11	GILBERT / RESTALL	1:31.017	23	J SAUNDERS / R SAUNDERS	45.534	12	11	GILBERT / RESTALL	2:15.552	2:15.552	0.000
13	13	HANDCOCK / PARKER	1:33.708	13	HANDCOCK / PARKER	46.681	13	13	HANDCOCK / PARKE	2:20.389	2:20.542	0.153
14	67	JEFFREY / FIELD	1:34.715	38	MOSS / GEDDES	46.916	14	38	MOSS / GEDDES	2:22.289	2:22.422	0.133
15	38	MOSS / GEDDES	1:35.373	167	PETTMAN / DAWKINS	48.220	15	67	JEFFREY / FIELD	2:23.028	2:23.208	0.180
16	167	PETTMAN / DAWKINS	1:36.807	67	JEFFREY / FIELD	48.313	16	167	PETTMAN / DAWKINS	2:25.027	2:25.359	0.332
17	19	MACBRIDE / THOMPSON	1:49.522	19	MACBRIDE / THOMPSON	55.957	17	19	MACBRIDE / THOMPSON	2:45.479	2:45.619	0.140

# BMCRC - MRO Championships 2022 - Rnd 3 @ Snetterton 300

## BMCRC-RKB F1 & F2 Sidecars

### RACE 3 - STATISTICS

**Competitors Started** 17  
**Planned Start** 2022-05-07 @ 12:30:00.000  
**Actual Start** 2022-05-07 @ 12:38:59.739  
**Finish Time** 2022-05-07 @ 12:49:34.783  
**Track Length** 2.9689mi.  
**Total Laps** 84  
**Total Distance Covered** 249.3885mi.

#### Session Fastest Lap History

NO	CL	NAME	LAP TIME	TIME OF DAY	LAP	VEHICLE
45	BSB	PAYNE / WILKES	2:05.682	12:43:19.193	2	GP-F2 YAMAHA
45	BSB	PAYNE / WILKES	2:04.533	12:45:23.725	3	GP-F2 YAMAHA

#### Session Leader History

NO	CL	NAME	FROM LAP	LAPS LED	DISTANCE	VEHICLE
91	F1	WILLIAMS / HILDIGE	1	1	2.96 miles	LCR YAMAHA
45	BSB	PAYNE / WILKES	2	4	11.87 miles	GP-F2 YAMAHA

#### Flag History

TYPE	TIME OF DAY
GREEN	12:38:59.739
FINISH	12:49:34.783

#### Flag Statistics

TYPE	COUNT	TOTAL LAPS	TOTAL TIME
Green	1	5	12:29.185
Red	0	0	0.000
Safety Car	0	0	0.000
FCY	0	0	0.000

# BMCRC - MRO Championships 2022 - Rnd 3 @ Snetterton 300

## BMCRC-RKB F1 & F2 Sidecars

### RACE 3 - STATISTICS

CLASS : F1

6 Starters

#### Fastest Lap History

NO	NAME	LAP TIME	TIME OF DAY	LAP	VEHICLE
91	WILLIAMS / HILDIGE	2:06.447	12:43:19.847	2	LCR YAMAHA
91	WILLIAMS / HILDIGE	2:05.688	12:45:25.535	3	LCR YAMAHA
91	WILLIAMS / HILDIGE	2:05.627	12:47:31.163	4	LCR YAMAHA

#### Leader History

NO	NAME	FROM LAP	LAPS LED	DISTANCE	VEHICLE
91	WILLIAMS / HILDIGE	1	5	14.84 miles	LCR YAMAHA

# BMCRC - MRO Championships 2022 - Rnd 3 @ Snetterton 300

## BMCRC-RKB F1 & F2 Sidecars

### RACE 3 - STATISTICS

**CLASS : F2**

7 Starters

#### Fastest Lap History

NO	NAME	LAP TIME	TIME OF DAY	LAP	VEHICLE
18	GIBSON / CHRISTIE	<b>2:11.642</b>	12:43:31.686	2	CES SUZUKI
18	GIBSON / CHRISTIE	<b>2:11.083</b>	12:45:42.769	3	CES SUZUKI

#### Leader History

NO	NAME	FROM LAP	LAPS LED	DISTANCE	VEHICLE
18	GIBSON / CHRISTIE	1	5	14.84 miles	CES SUZUKI

# BMCRC - MRO Championships 2022 - Rnd 3 @ Snetterton 300

## BMCRC-RKB F1 & F2 Sidecars

### RACE 3 - STATISTICS

**CLASS : BSB**

4 Starters

#### Fastest Lap History

NO	NAME	LAP TIME	TIME OF DAY	LAP	VEHICLE
45	PAYNE / WILKES	<b>2:05.682</b>	12:43:19.193	2	GP-F2 YAMAHA
45	PAYNE / WILKES	<b>2:04.533</b>	12:45:23.725	3	GP-F2 YAMAHA

#### Leader History

NO	NAME	FROM LAP	LAPS LED	DISTANCE	VEHICLE
45	PAYNE / WILKES	1	5	14.84 miles	GP-F2 YAMAHA





## BMCRC - MRO Championships 2022 - Rnd 3 @ Snetterton 300

### BMCRC-RKB F1 & F2 Sidecars

### RACE 13 - GRID (5 Laps)

ROW 10		19	37	MORPHET / REILLY	
ROW 9		18	44	KING / SIGSWORTH	2:45.619
ROW 8	2:25.359	16	167	PETTMAN / DAWKINS	2:23.208
ROW 7		14	38	MOSS / GEDDES	2:20.542
ROW 6	2:15.552	12	11	GILBERT / RESTALL	2:15.512
ROW 5		10	23	J SAUNDERS / R SAUNDERS	2:14.982
ROW 4	2:14.544	8	33	HEGARTY / NEAVE	2:14.062
ROW 3		6	62	WRIGHT / BAILEY	2:11.271
ROW 2	2:11.083	4	18	GIBSON / CHRISTIE	2:06.728
ROW 1		2	91	WILLIAMS / HILDIGE	2:04.533
					<b>Pole</b>

Snetterton 300: 2.9689 miles

These results are provisional until the conclusion of any judicial and technical matters.

Clerk Of Course :	Stewards :	Timekeeper : Craig Smith
-------------------	------------	--------------------------

Results can be found at [www.tsl-timing.com](http://www.tsl-timing.com)

Printed - 12:52 Saturday, 07 May 2022





### BMCRC - MRO Championships 2022 - Rnd 3 @ Snetterton 300

#### BMCRC-RKB F1 & F2 Sidecars

#### RACE 13 - CLASSIFICATION - AMENDED

POS	NO	CL	PIC NAME	ENTRY	LAPS	TIME	GAP	DIFF	MPH	BEST	ON
1	45	BSB	1 PAYNE / WILKES	GP-F2 YAMAHA - DAO1886	5	10:37.379			83.84	2:05.302	3
2	70	BSB	2 ARCHER / HYDE	RS YAM 600 - Hannafin Contrators	5	10:51.803	14.424	14.424	81.98	2:08.039	4
3	18	BSB	3 GIBSON / CHRISTIE	CES SUZUKI - RVISA/Rowtec	5	11:03.148	25.769	11.345	80.58	2:09.985	4
4	117	F1	1 POTTINGER / DODD	LCR YAMAHA - GB Precision Eng/Opal Fabrication	5	11:13.167	35.788	10.019	79.38	2:10.438	4
5	69	F2	1 LAMBERT / McBRIDE	LCR HONDA - Graham Anne Ward	5	11:17.809	40.430	4.642	78.84	2:12.735	4
6	23	F2	2 J SAUNDERS / R SAUNDERS	Baker HONDA - Vacuum & Pressure Leeds	5	11:23.371	45.992	5.562	78.20	2:14.007	5
7	121	F1	2 LAWRENCE / HUGHES	LCR YAMAHA - highfield transport, JHM autos	5	11:28.896	51.517	5.525	77.57	2:14.554	4
8	62	F1	3 WRIGHT / BAILEY	RYDE YAMAHA - Stainless Steel Designs Ltd.	5	11:30.869	53.490	1.973	77.35	2:14.477	5
9	73	F2	3 GOODIER / STONE	LCR F2 - Rowtec ltd	5	11:36.455	59.076	5.586	76.73	2:14.852	5
10	44	F2	4 KING / SIGSWORTH	Lumley Ireson F2 - T E Solutions uk	5	11:37.138	59.759	0.683	76.65	2:15.223	5
11	11	F2	5 GILBERT / RESTALL	Shelbourne HONDA - West Ewell fencing	5	11:46.146	1:08.767	9.008	75.67	2:17.318	4
12	38	F2	6 MOSS / GEDDES	Shelbourne YAMAHA R6 - LifeSafety Motorsport - C	5	12:04.758	1:27.379	18.612	73.73	2:22.056	5
13	67	F1	4 JEFFREY / FIELD	Windle F1 - MJP racing	5	12:07.538	1:30.159	2.780	73.45	2:21.993	4
14	167	F2	7 PETTMAN / DAWKINS	Windle YAMAHA - Wesso Racing	5	12:21.635	1:44.256	14.097	72.05	2:25.715	4
15	91	F1	5 WILLIAMS / HILDIGE	LCR YAMAHA -	5	12:30.819	1:53.440	9.184	71.17	2:05.223	5
16	19	F1	6 MACBRIDE / THOMPSON	LCR SUZUKI - Lifesafety Motorsport	4	11:05.086	1 Lap	1 Lap	64.28	2:44.518	3

#### NOT CLASSIFIED

DNF	33	BSB	HEGARTY / NEAVE	Baker Suzuki -	2	4:41.209	3 Laps	2 Laps	76.01	2:15.945	2
-----	----	-----	-----------------	----------------	---	----------	--------	--------	-------	----------	---

#### FASTEST LAP

91	F1	WILLIAMS / HILDIGE	LCR YAMAHA -	5	2:05.223	85.35 mph	137.36 kph
45	BSB	PAYNE / WILKES	GP-F2 YAMAHA - DAO1886	3	2:05.302	85.29 mph	137.27 kph
69	F2	LAMBERT / McBRIDE	LCR HONDA - Graham Anne Ward	4	2:12.735	80.52 mph	129.58 kph

#### Amended Result - Correction of class for No. 18

Class BSB - 92.5% of Race Speed = 77.55 mph

Class F1 - 92.5% of Race Speed = 73.42 mph

Class F2 - 92.5% of Race Speed = 72.92 mph

Race Distance: 5 Laps / 14.84 miles

Snetterton 300: 2.9689 miles

Weather / Track : Bright / Dry

These results are provisional until the conclusion of any judicial and technical matters.

Date: 07/05/2022 Start: 16:29 Finish: 16:40

Clerk Of Course :	Stewards :	Timekeeper : Craig Smith
-------------------	------------	--------------------------

Results can be found at [www.tsl-timing.com](http://www.tsl-timing.com)

Printed - 10:59 Wednesday, 25 May 2022



# BMCRC - MRO Championships 2022 - Rnd 3 @ Snetterton 300

## BMCRC-RKB F1 & F2 Sidecars

### RACE 13 - LAP CHART

#### LAP 1 @ 16:32:10.465

NO	BEHIND	LAP TIME
45		2:11.582
70	2.634	2:14.216
18	7.202	2:18.784
69	10.176	2:21.758
62	10.387	2:21.969
117	10.549	2:22.131
23	11.475	2:23.057
33	13.682	2:25.264
121	13.789	2:25.371
73	16.715	2:28.297
44	17.437	2:29.019
38	22.662	2:34.244
11	22.823	2:34.405
67	23.105	2:34.687
167	24.206	2:35.788
19	36.870	2:48.452
91	1:43.474	3:55.056 P

#### LAP 2 @ 16:34:15.912

NO	BEHIND	LAP TIME
45		2:05.447
70	7.187	2:10.000
18	13.404	2:11.649
117	19.587	2:14.485
69	20.166	2:15.437
23	22.723	2:16.695
62	22.920	2:17.980
33	24.180	2:15.945
121	26.560	2:18.218
73	28.203	2:16.935
44	29.636	2:17.646
11	35.902	2:18.526
38	39.632	2:22.417
67	42.132	2:24.474
167	45.323	2:26.564
19	1:17.936	2:46.513
91	1:56.501	2:18.474

#### LAP 3 @ 16:36:21.214

NO	BEHIND	LAP TIME
45		2:05.302
70	10.870	2:08.985
18	19.427	2:11.325
117	28.040	2:13.755
69	29.138	2:14.274
23	32.447	2:15.026
62	36.782	2:19.164
121	36.919	2:15.661
73	42.057	2:19.156
44	42.237	2:17.903
11	48.040	2:17.440
38	57.883	2:23.553
67	1:01.220	2:24.390
167	1:06.737	2:26.716
19	1:57.152	2:44.518
91	1:57.982	2:06.783

#### LAP 4 @ 16:38:27.221

NO	BEHIND	LAP TIME
45		2:06.007
70	12.902	2:08.039

18	23.405	2:09.985
117	32.471	2:10.438
69	35.866	2:12.735
23	41.026	2:14.586
121	45.466	2:14.554
62	48.054	2:17.279
73	53.265	2:17.215
44	53.577	2:17.347
11	59.351	2:17.318
38	1:14.364	2:22.488
67	1:17.206	2:21.993
167	1:26.445	2:25.715
91	1:57.258	2:05.283

#### LAP 5 @ 16:40:36.262

NO	BEHIND	LAP TIME
45		2:09.041
70	14.424	2:10.563
18	25.769	2:11.405
19	1 Lap	2:45.603
117	35.788	2:12.358
69	40.430	2:13.605
23	45.992	2:14.007
121	51.517	2:15.092
62	53.490	2:14.477
73	59.076	2:14.852
44	59.759	2:15.223
11	1:08.767	2:18.457
38	1:27.379	2:22.056
67	1:30.159	2:21.994
167	1:44.256	2:26.852
91	1:53.440	2:05.223

# BMCRC - MRO Championships 2022 - Rnd 3 @ Snetterton 300

## BMCRC-RKB F1 & F2 Sidecars

### RACE 13 - SECTOR ANALYSIS



SECTOR 1 = FL to I1, SECTOR 2 = I1 to FL, DIFF = Difference To Personal Best Lap, P = Crossed Finish Line in Pit Lane, D = Time Disallowed

P1 45 BSB PAYNE / WILKES		GP-F2 YAMAHA - DAO1886				
IDEAL LAP TIME : 2:05.296		BEST LAP TIME : 2:05.302		DIFFERENCE : 0.006		
LAP	SECTOR 1	SECTOR 2	LAP TIME	MPH	DIFF	TIME OF DAY
1 -		41.490	2:11.582	81.22	6.280	16:32:10.465
2 -	<b>1:23.982</b>	41.465	2:05.447 (2)	85.19	0.145	16:34:15.912
3 -	1:23.988	<b>41.314</b>	<b>2:05.302 (1)</b>	<b>85.29</b>		<b>16:36:21.214</b>
4 -	1:24.341	41.666	2:06.007 (3)	84.82	0.705	16:38:27.221
5 -	1:25.180	43.861	2:09.041	82.82	3.739	16:40:36.262

P2 70 BSB ARCHER / HYDE		RS YAM 600 - Hannafin Contracors				
IDEAL LAP TIME : 2:08.039		BEST LAP TIME : 2:08.039		DIFFERENCE : 0.000		
LAP	SECTOR 1	SECTOR 2	LAP TIME	MPH	DIFF	TIME OF DAY
1 -		42.864	2:14.216	79.63	6.177	16:32:13.099
2 -	1:27.602	42.398	2:10.000 (3)	82.21	1.961	16:34:23.099
3 -	1:26.683	42.302	2:08.985 (2)	82.86	0.946	16:36:32.084
4 -	<b>1:26.210</b>	<b>41.829</b>	<b>2:08.039 (1)</b>	<b>83.47</b>		<b>16:38:40.123</b>
5 -	1:27.872	42.691	2:10.563	81.86	2.524	16:40:50.686

P3 18 F2 GIBSON / CHRISTIE		CES SUZUKI - RVISA/Rowtec				
IDEAL LAP TIME : 2:09.898		BEST LAP TIME : 2:09.985		DIFFERENCE : 0.087		
LAP	SECTOR 1	SECTOR 2	LAP TIME	MPH	DIFF	TIME OF DAY
1 -		43.747	2:18.784	77.01	8.799	16:32:17.667
2 -	1:27.956	43.693	2:11.649	81.18	1.664	16:34:29.316
3 -	1:27.758	43.567	2:11.325 (2)	81.38	1.340	16:36:40.641
4 -	1:27.212	<b>42.773</b>	<b>2:09.985 (1)</b>	<b>82.22</b>		<b>16:38:50.626</b>
5 -	<b>1:27.125</b>	44.280	2:11.405 (3)	81.33	1.420	16:41:02.031

P4 117 F1 POTTINGER / DODD		LCR YAMAHA - GB Precision Eng/Opal Fabrication				
IDEAL LAP TIME : 2:10.438		BEST LAP TIME : 2:10.438		DIFFERENCE : 0.000		
LAP	SECTOR 1	SECTOR 2	LAP TIME	MPH	DIFF	TIME OF DAY
1 -		44.543	2:22.131	75.19	11.693	16:32:21.014
2 -	1:30.392	44.093	2:14.485	79.47	4.047	16:34:35.499
3 -	1:30.280	43.475	2:13.755 (3)	79.90	3.317	16:36:49.254
4 -	<b>1:27.480</b>	<b>42.958</b>	<b>2:10.438 (1)</b>	<b>81.93</b>		<b>16:38:59.692</b>
5 -	1:28.287	44.071	2:12.358 (2)	80.75	1.920	16:41:12.050

P5 69 F2 LAMBERT / McBRIDE		LCR HONDA - Graham Anne Ward				
IDEAL LAP TIME : 2:12.735		BEST LAP TIME : 2:12.735		DIFFERENCE : 0.000		
LAP	SECTOR 1	SECTOR 2	LAP TIME	MPH	DIFF	TIME OF DAY
1 -		44.849	2:21.758	75.39	9.023	16:32:20.641
2 -	1:31.107	44.330	2:15.437	78.91	2.702	16:34:36.078
3 -	1:29.811	44.463	2:14.274 (3)	79.59	1.539	16:36:50.352
4 -	<b>1:28.755</b>	<b>43.980</b>	<b>2:12.735 (1)</b>	<b>80.52</b>		<b>16:39:03.087</b>
5 -	1:29.075	44.530	2:13.605 (2)	79.99	0.870	16:41:16.692

P6 23 F2 J SAUNDERS / R SAUNDERS		Baker HONDA - Vacuum & Pressure Leeds				
IDEAL LAP TIME : 2:13.650		BEST LAP TIME : 2:14.007		DIFFERENCE : 0.357		
LAP	SECTOR 1	SECTOR 2	LAP TIME	MPH	DIFF	TIME OF DAY
1 -		44.999	2:23.057	74.71	9.050	16:32:21.940
2 -	1:30.960	45.735	2:16.695	78.18	2.688	16:34:38.635
3 -	1:29.977	45.049	2:15.026 (3)	79.15	1.019	16:36:53.661
4 -	1:30.133	<b>44.453</b>	2:14.586 (2)	79.41	0.579	16:39:08.247
5 -	<b>1:29.197</b>	44.810	<b>2:14.007 (1)</b>	<b>79.75</b>		<b>16:41:22.254</b>

# BMCRC - MRO Championships 2022 - Rnd 3 @ Snetterton 300

## BMCRC-RKB F1 & F2 Sidecars

### RACE 13 - SECTOR ANALYSIS



SECTOR 1 = FL to I1, SECTOR 2 = I1 to FL, DIFF = Difference To Personal Best Lap, P = Crossed Finish Line in Pit Lane, D = Time Disallowed

P7 121 F1 LAWRENCE / HUGHES		LCR YAMAHA - highfield transport, JHM autos				
IDEAL LAP TIME : 2:14.137		BEST LAP TIME : 2:14.554		DIFFERENCE : 0.417		
LAP	SECTOR 1	SECTOR 2	LAP TIME	MPH	DIFF	TIME OF DAY
1 -		46.045	2:25.371	73.52	10.817	16:32:24.254
2 -	1:31.831	46.387	2:18.218	77.32	3.664	16:34:42.472
3 -	1:30.333	<b>45.328</b>	2:15.661 (3)	78.78	1.107	16:36:58.133
4 -	<b>1:28.809</b>	45.745	<b>2:14.554 (1)</b>	<b>79.43</b>		<b>16:39:12.687</b>
5 -	1:29.564	45.528	2:15.092 (2)	79.11	0.538	16:41:27.779

P8 62 F1 WRIGHT / BAILEY		RYDE YAMAHA - Stainless Steel Designs Ltd.				
IDEAL LAP TIME : 2:14.477		BEST LAP TIME : 2:14.477		DIFFERENCE : 0.000		
LAP	SECTOR 1	SECTOR 2	LAP TIME	MPH	DIFF	TIME OF DAY
1 -		44.404	2:21.969	75.28	7.492	16:32:20.852
2 -	1:32.927	45.053	2:17.980 (3)	77.46	3.503	16:34:38.832
3 -	1:33.370	45.794	2:19.164	76.80	4.687	16:36:57.996
4 -	1:31.709	45.570	2:17.279 (2)	77.85	2.802	16:39:15.275
5 -	<b>1:30.165</b>	<b>44.312</b>	<b>2:14.477 (1)</b>	<b>79.47</b>		<b>16:41:29.752</b>

P9 73 F2 GOODIER / STONE		LCR F2 - Rowtec ltd				
IDEAL LAP TIME : 2:14.852		BEST LAP TIME : 2:14.852		DIFFERENCE : 0.000		
LAP	SECTOR 1	SECTOR 2	LAP TIME	MPH	DIFF	TIME OF DAY
1 -		46.014	2:28.297	72.07	13.445	16:32:27.180
2 -	1:31.268	45.667	2:16.935 (2)	78.05	2.083	16:34:44.115
3 -	1:32.236	46.920	2:19.156	76.80	4.304	16:37:03.271
4 -	1:31.233	45.982	2:17.215 (3)	77.89	2.363	16:39:20.486
5 -	<b>1:30.026</b>	<b>44.826</b>	<b>2:14.852 (1)</b>	<b>79.25</b>		<b>16:41:35.338</b>

P10 44 F2 KING / SIGSWORTH		Lumley Ireson F2 - T E Solutions uk				
IDEAL LAP TIME : 2:15.223		BEST LAP TIME : 2:15.223		DIFFERENCE : 0.000		
LAP	SECTOR 1	SECTOR 2	LAP TIME	MPH	DIFF	TIME OF DAY
1 -		46.527	2:29.019	71.72	13.796	16:32:27.902
2 -	1:31.919	45.727	2:17.646 (3)	77.64	2.423	16:34:45.548
3 -	1:31.829	46.074	2:17.903	77.50	2.680	16:37:03.451
4 -	1:31.565	45.782	2:17.347 (2)	77.81	2.124	16:39:20.798
5 -	<b>1:30.949</b>	<b>44.274</b>	<b>2:15.223 (1)</b>	<b>79.04</b>		<b>16:41:36.021</b>

P11 11 F2 GILBERT / RESTALL		Shelbourne HONDA - West Ewell fencing				
IDEAL LAP TIME : 2:17.192		BEST LAP TIME : 2:17.318		DIFFERENCE : 0.126		
LAP	SECTOR 1	SECTOR 2	LAP TIME	MPH	DIFF	TIME OF DAY
1 -		47.037	2:34.405	69.22	17.087	16:32:33.288
2 -	1:33.187	45.339	2:18.526	77.15	1.208	16:34:51.814
3 -	<b>1:32.209</b>	45.231	2:17.440 (2)	77.76	0.122	16:37:09.254
4 -	1:32.335	<b>44.983</b>	<b>2:17.318 (1)</b>	<b>77.83</b>		<b>16:39:26.572</b>
5 -	1:32.942	45.515	2:18.457 (3)	77.19	1.139	16:41:45.029

P12 38 F2 MOSS / GEDDES		Shelbourne YAMAHA R6 - LifeSafety Motorsport - CharlieMossF				
IDEAL LAP TIME : 2:21.848		BEST LAP TIME : 2:22.056		DIFFERENCE : 0.208		
LAP	SECTOR 1	SECTOR 2	LAP TIME	MPH	DIFF	TIME OF DAY
1 -		48.729	2:34.244	69.29	12.188	16:32:33.127
2 -	<b>1:35.346</b>	47.071	2:22.417 (2)	75.04	0.361	16:34:55.544
3 -	1:36.357	47.196	2:23.553	74.45	1.497	16:37:19.097
4 -	1:35.986	<b>46.502</b>	2:22.488 (3)	75.01	0.432	16:39:41.585
5 -	1:35.503	46.553	<b>2:22.056 (1)</b>	<b>75.23</b>		<b>16:42:03.641</b>

# BMCRC - MRO Championships 2022 - Rnd 3 @ Snetterton 300

## BMCRC-RKB F1 & F2 Sidecars

### RACE 13 - SECTOR ANALYSIS



SECTOR 1 = FL to I1, SECTOR 2 = I1 to FL, DIFF = Difference To Personal Best Lap, P = Crossed Finish Line in Pit Lane, D = Time Disallowed

P13 67 F1		JEFFREY / FIELD		Windle F1 - MJP racing		
IDEAL LAP TIME : 2:21.315		BEST LAP TIME : 2:21.993		DIFFERENCE : 0.678		
LAP	SECTOR 1	SECTOR 2	LAP TIME	MPH	DIFF	TIME OF DAY
1 -		49.362	2:34.687	69.09	12.694	16:32:33.570
2 -	1:35.348	49.126	2:24.474	73.97	2.481	16:34:58.044
3 -	1:35.660	48.730	2:24.390 (3)	74.02	2.397	16:37:22.434
4 -	1:34.410	<b>47.583</b>	<b>2:21.993 (1)</b>	<b>75.27</b>		<b>16:39:44.427</b>
5 -	<b>1:33.732</b>	48.262	2:21.994 (2)	75.27	0.001	16:42:06.421

P14 167 F2		PETTMAN / DAWKINS		Windle YAMAHA - Wesso Racing		
IDEAL LAP TIME : 2:25.638		BEST LAP TIME : 2:25.715		DIFFERENCE : 0.077		
LAP	SECTOR 1	SECTOR 2	LAP TIME	MPH	DIFF	TIME OF DAY
1 -		50.157	2:35.788	68.60	10.073	16:32:34.671
2 -	1:38.131	48.433	2:26.564 (2)	72.92	0.849	16:35:01.235
3 -	1:37.882	48.834	2:26.716 (3)	72.84	1.001	16:37:27.951
4 -	<b>1:37.553</b>	48.162	<b>2:25.715 (1)</b>	<b>73.34</b>		<b>16:39:53.666</b>
5 -	1:38.767	<b>48.085</b>	2:26.852	72.78	1.137	16:42:20.518

P15 91 F1		WILLIAMS / HILDIGE		LCR YAMAHA -		
IDEAL LAP TIME : 2:05.111		BEST LAP TIME : 2:05.223		DIFFERENCE : 0.112		
LAP	SECTOR 1	SECTOR 2	LAP TIME	MPH	DIFF	TIME OF DAY
1 -		IN PIT	3:55.056 P	45.47	1:49.833	16:33:53.939
2 -	OUTLAP	43.599	2:18.474	77.18	13.251	16:36:12.413
3 -	1:25.025	41.758	2:06.783 (3)	84.30	1.560	16:38:19.196
4 -	1:23.840	<b>41.443</b>	2:05.283 (2)	85.31	0.060	16:40:24.479
5 -	<b>1:23.668</b>	41.555	<b>2:05.223 (1)</b>	<b>85.35</b>		<b>16:42:29.702</b>

P16 19 F1		MACBRIDE / THOMPSON		LCR SUZUKI - Lifesafety Motorsport		
IDEAL LAP TIME : 2:42.486		BEST LAP TIME : 2:44.518		DIFFERENCE : 2.032		
LAP	SECTOR 1	SECTOR 2	LAP TIME	MPH	DIFF	TIME OF DAY
1 -		<b>54.219</b>	2:48.452	63.44	3.934	16:32:47.335
2 -	<b>1:48.267</b>	58.246	2:46.513 (3)	64.18	1.995	16:35:33.848
3 -	1:49.339	55.179	<b>2:44.518 (1)</b>	<b>64.96</b>		<b>16:38:18.366</b>
4 -	1:50.719	54.884	2:45.603 (2)	64.54	1.085	16:41:03.969

P17 33 BSB		HEGARTY / NEAVE		Baker Suzuki -		
IDEAL LAP TIME : 2:15.806		BEST LAP TIME : 2:15.945		DIFFERENCE : 0.139		
LAP	SECTOR 1	SECTOR 2	LAP TIME	MPH	DIFF	TIME OF DAY
1 -		<b>44.390</b>	2:25.264	73.57	9.319	16:32:24.147
2 -	<b>1:31.416</b>	44.529	<b>2:15.945 (1)</b>	<b>78.62</b>		<b>16:34:40.092</b>

# BMCRC - MRO Championships 2022 - Rnd 3 @ Snetterton 300

## BMCRC-RKB F1 & F2 Sidecars

### RACE 13 - BEST SECTORS

SECTOR 1				SECTOR 2				IDEAL / BEST COMPARISON				
POS	NO	NAME	TIME	NO	NAME	TIME	POS	NO	NAME	IDEAL	BEST	DIFF
									<b>PERFECT LAP</b>	<b>2:04.982</b>		
1	91	WILLIAMS / HILDIGE	1:23.668	45	PAYNE / WILKES	41.314	1	91	WILLIAMS / HILDIGE	2:05.111	2:05.223	0.112
2	45	PAYNE / WILKES	1:23.982	91	WILLIAMS / HILDIGE	41.443	2	45	PAYNE / WILKES	2:05.296	2:05.302	0.006
3	70	ARCHER / HYDE	1:26.210	70	ARCHER / HYDE	41.829	3	70	ARCHER / HYDE	2:08.039	2:08.039	0.000
4	18	GIBSON / CHRISTIE	1:27.125	18	GIBSON / CHRISTIE	42.773	4	18	GIBSON / CHRISTIE	2:09.898	2:09.985	0.087
5	117	POTTINGER / DODD	1:27.480	117	POTTINGER / DODD	42.958	5	117	POTTINGER / DODD	2:10.438	2:10.438	0.000
6	69	LAMBERT / McBRIDE	1:28.755	69	LAMBERT / McBRIDE	43.980	6	69	LAMBERT / McBRIDE	2:12.735	2:12.735	0.000
7	121	LAWRENCE / HUGHES	1:28.809	44	KING / SIGSWORTH	44.274	7	23	J SAUNDERS / R SAL	2:13.650	2:14.007	0.357
8	23	J SAUNDERS / R SAUNDERS	1:29.197	62	WRIGHT / BAILEY	44.312	8	121	LAWRENCE / HUGHE	2:14.137	2:14.554	0.417
9	73	GOODIER / STONE	1:30.026	33	HEGARTY / NEAVE	44.390	9	62	WRIGHT / BAILEY	2:14.477	2:14.477	0.000
10	62	WRIGHT / BAILEY	1:30.165	23	J SAUNDERS / R SAUNDERS	44.453	10	73	GOODIER / STONE	2:14.852	2:14.852	0.000
11	44	KING / SIGSWORTH	1:30.949	73	GOODIER / STONE	44.826	11	44	KING / SIGSWORTH	2:15.223	2:15.223	0.000
12	33	HEGARTY / NEAVE	1:31.416	11	GILBERT / RESTALL	44.983	12	33	HEGARTY / NEAVE	2:15.806	2:15.945	0.139
13	11	GILBERT / RESTALL	1:32.209	121	LAWRENCE / HUGHES	45.328	13	11	GILBERT / RESTALL	2:17.192	2:17.318	0.126
14	67	JEFFREY / FIELD	1:33.732	38	MOSS / GEDDES	46.502	14	67	JEFFREY / FIELD	2:21.315	2:21.993	0.678
15	38	MOSS / GEDDES	1:35.346	67	JEFFREY / FIELD	47.583	15	38	MOSS / GEDDES	2:21.848	2:22.056	0.208
16	167	PETTMAN / DAWKINS	1:37.553	167	PETTMAN / DAWKINS	48.085	16	167	PETTMAN / DAWKINS	2:25.638	2:25.715	0.077
17	19	MACBRIDE / THOMPSON	1:48.267	19	MACBRIDE / THOMPSON	54.219	17	19	MACBRIDE / THOMPSON	2:42.486	2:44.518	2.032

# BMCRC - MRO Championships 2022 - Rnd 3 @ Snetterton 300

## BMCRC-RKB F1 & F2 Sidecars

### RACE 13 - STATISTICS

**Competitors Started** 17  
**Planned Start** 2022-05-07 @ 16:25:00.000  
**Actual Start** 2022-05-07 @ 16:29:58.882  
**Finish Time** 2022-05-07 @ 16:40:36.261  
**Track Length** 2.9689mi.  
**Total Laps** 81  
**Total Distance Covered** 240.4818mi.

#### Session Fastest Lap History

NO	CL	NAME	LAP TIME	TIME OF DAY	LAP	VEHICLE
45	BSB	PAYNE / WILKES	2:05.447	16:34:15.944	2	GP-F2 YAMAHA
45	BSB	PAYNE / WILKES	2:05.302	16:36:21.246	3	GP-F2 YAMAHA
91	F1	WILLIAMS / HILDIGE	2:05.283	16:40:24.499	4	LCR YAMAHA
91	F1	WILLIAMS / HILDIGE	2:05.223	16:42:29.721	5	LCR YAMAHA

#### Session Leader History

NO	CL	NAME	FROM LAP	LAPS LED	DISTANCE	VEHICLE
45	BSB	PAYNE / WILKES	1	5	14.84 miles	GP-F2 YAMAHA

#### Flag History

TYPE	TIME OF DAY
GREEN	16:29:58.882
FINISH	16:40:36.261

#### Flag Statistics

TYPE	COUNT	TOTAL LAPS	TOTAL TIME
Green	1	5	12:36.600
Red	0	0	0.000
Safety Car	0	0	0.000
FCY	0	0	0.000



# BMCRC - MRO Championships 2022 - Rnd 3 @ Snetterton 300

## BMCRC-RKB F1 & F2 Sidecars

### RACE 13 - STATISTICS

CLASS : F1

6 Starters

#### Fastest Lap History

NO	NAME	LAP TIME	TIME OF DAY	LAP	VEHICLE
117	POTTINGER / DODD	2:14.485	16:34:35.511	2	LCR YAMAHA
117	POTTINGER / DODD	2:13.755	16:36:49.265	3	LCR YAMAHA
91	WILLIAMS / HILDIGE	2:06.783	16:38:19.215	3	LCR YAMAHA
91	WILLIAMS / HILDIGE	2:05.283	16:40:24.499	4	LCR YAMAHA
91	WILLIAMS / HILDIGE	2:05.223	16:42:29.721	5	LCR YAMAHA

#### Leader History

NO	NAME	FROM LAP	LAPS LED	DISTANCE	VEHICLE
62	WRIGHT / BAILEY	1	1	2.96 miles	RYDE YAMAHA
117	POTTINGER / DODD	2	4	11.87 miles	LCR YAMAHA

# BMCRC - MRO Championships 2022 - Rnd 3 @ Snetterton 300

## BMCRC-RKB F1 & F2 Sidecars

### RACE 13 - STATISTICS

**CLASS : F2**

8 Starters

#### Fastest Lap History

NO	NAME	LAP TIME	TIME OF DAY	LAP	VEHICLE
18	GIBSON / CHRISTIE	<b>2:11.649</b>	16:34:29.346	2	CES SUZUKI
18	GIBSON / CHRISTIE	<b>2:11.325</b>	16:36:40.671	3	CES SUZUKI
18	GIBSON / CHRISTIE	<b>2:09.985</b>	16:38:50.656	4	CES SUZUKI

#### Leader History

NO	NAME	FROM LAP	LAPS LED	DISTANCE	VEHICLE
18	GIBSON / CHRISTIE	1	5	14.84 miles	CES SUZUKI

# BMCRC - MRO Championships 2022 - Rnd 3 @ Snetterton 300

## BMCRC-RKB F1 & F2 Sidecars

### RACE 13 - STATISTICS

**CLASS : BSB**

3 Starters

#### Fastest Lap History

NO	NAME	LAP TIME	TIME OF DAY	LAP	VEHICLE
45	PAYNE / WILKES	<b>2:05.447</b>	16:34:15.944	2	GP-F2 YAMAHA
45	PAYNE / WILKES	<b>2:05.302</b>	16:36:21.246	3	GP-F2 YAMAHA

#### Leader History

NO	NAME	FROM LAP	LAPS LED	DISTANCE	VEHICLE
45	PAYNE / WILKES	1	5	14.84 miles	GP-F2 YAMAHA



## BMCRC - MRO Championships 2022 - Rnd 3 @ Snetterton 300

### BMCRC-RKB F1 & F2 Sidecars

### RACE 3 - GRID (7 Laps)

ROW 10	19	37	MORPHET / REILLY	
ROW 9	18	13	HANDCOCK / PARKER	17 19 MACBRIDE / THOMPSON 2:44.518
ROW 8	16	167	PETTMAN / DAWKINS 2:25.715	15 38 MOSS / GEDDES 2:22.056
ROW 7	14	67	JEFFREY / FIELD 2:21.993	13 11 GILBERT / RESTALL 2:17.318
ROW 6	12	33	HEGARTY / NEAVE 2:15.945	11 44 KING / SIGSWORTH 2:15.223
ROW 5	10	73	GOODIER / STONE 2:14.852	9 121 LAWRENCE / HUGHES 2:14.554
ROW 4	8	62	WRIGHT / BAILEY 2:14.477	7 23 J SAUNDERS / R SAUNDERS 2:14.007
ROW 3	6	69	LAMBERT / McBRIDE 2:12.735	5 117 POTTINGER / DODD 2:10.438
ROW 2	4	18	GIBSON / CHRISTIE 2:09.985	3 70 ARCHER / HYDE 2:08.039
ROW 1	2	45	PAYNE / WILKES 2:05.302	1 91 WILLIAMS / HILDIGE 2:05.223 <b>Pole</b>

Snetterton 300: 2.9689 miles

These results are provisional until the conclusion of any judicial and technical matters.

Clerk Of Course :	Stewards :	Timekeeper : Craig Smith
-------------------	------------	--------------------------

Results can be found at [www.tsl-timing.com](http://www.tsl-timing.com)

Printed - 16:44 Saturday, 07 May 2022





### BMCRC - MRO Championships 2022 - Rnd 3 @ Snetterton 300

### BMCRC-RKB F1 & F2 Sidecars

### RACE 3 - CLASSIFICATION - AMENDED

POS	NO	CL	PIC NAME	ENTRY	LAPS	TIME	GAP	DIFF	MPH	BEST	ON
1	70	BSB	1 ARCHER / HYDE	RS YAM 600 - Hannafin Contracors	7	15:04.236			82.74	2:05.458	7
2	33	BSB	2 HEGARTY / NEAVE	Baker Suzuki -	7	15:13.058	8.822	8.822	81.94	2:08.663	7
3	18	BSB	3 GIBSON / CHRISTIE	CES SUZUKI - RVISA/Rowtec	7	15:24.898	20.662	11.840	80.89	2:09.416	3
4	69	F2	1 LAMBERT / McBRIDE	LCR HONDA - Graham Anne Ward	7	15:38.902	34.666	14.004	79.68	2:11.270	7
5	23	F2	2 J SAUNDERS / R SAUNDERS	Baker HONDA - Vacuum & Pressure Leeds	7	15:42.672	38.436	3.770	79.36	2:13.145	6
6	117	F1	1 POTTINGER / DODD	LCR YAMAHA - GB Precision Eng/Opal Fabrication	7	15:47.905	43.669	5.233	78.92	2:12.479	3
7	73	F2	3 GOODIER / STONE	LCR F2 - Rowtec Ltd	7	15:48.102	43.866	0.197	78.91	2:13.449	3
8	62	F1	2 WRIGHT / BAILEY	RYDE YAMAHA - Stainless Steel Designs Ltd.	7	15:58.774	54.538	10.672	78.03	2:14.714	6
9	13	BSB	4 HANDCOCK / PARKER	Baker HONDA - APACHE DEVEOLPEMENTS	7	16:02.274	58.038	3.500	77.74	2:14.172	5
10	38	F2	4 MOSS / GEDDES	Shelbourne YAMAHA R6 - LifeSafety Motorsport - C	7	16:42.773	1:38.537	40.499	74.60	2:20.056	2
11	67	F1	3 JEFFREY / FIELD	Windle F1 - MJP racing	7	17:03.295	1:59.059	20.522	73.11	2:23.949	6
12	167	F2	5 PETTMAN / DAWKINS	Windle YAMAHA - Wesso Racing	7	17:18.331	2:14.095	15.036	72.05	2:25.038	2
13	19	F1	4 MACBRIDE / THOMPSON	LCR SUZUKI - Lifesafety Motorsport	6	16:28.154	1 Lap	1 Lap	64.89	2:40.565	5

#### NOT CLASSIFIED

DNF	121	F1	LAWRENCE / HUGHES	LCR YAMAHA - highfield transport, JHM autos	3	6:57.987	4 Laps	3 Laps	76.71	2:13.679	2
DNF	11	F2	GILBERT / RESTALL	Shelbourne HONDA - West Ewell fencing	2	4:40.252	5 Laps	1 Lap	76.27	2:15.702	2

#### FASTEST LAP

70	BSB	ARCHER / HYDE	RS YAM 600 - Hannafin Contracors	7	2:05.458	85.19 mph	137.10 kph
69	F2	LAMBERT / McBRIDE	LCR HONDA - Graham Anne Ward	7	2:11.270	81.42 mph	131.03 kph
117	F1	POTTINGER / DODD	LCR YAMAHA - GB Precision Eng/Opal Fabrication	3	2:12.479	80.67 mph	129.83 kph

#### Amended Result - Correction of class for No. 18

Class BSB - 92.5% of Race Speed = 76.53 mph

Class F2 - 92.5% of Race Speed = 73.70 mph

Class F1 - 92.5% of Race Speed = 73.00 mph

Weather / Track : Bright / Dry

These results are provisional until the conclusion of any judicial and technical matters.

Race Distance: 7 Laps / 20.78 miles  
Snetterton 300: 2.9689 miles  
Date: 08/05/2022 Start: 10:15 Finish: 10:30

Clerk Of Course :	Stewards :	Timekeeper : Craig Smith
-------------------	------------	--------------------------

Results can be found at [www.tsl-timing.com](http://www.tsl-timing.com)

Printed - 11:21 Wednesday, 25 May 2022



# BMCRC - MRO Championships 2022 - Rnd 3 @ Snetterton 300

## BMCRC-RKB F1 & F2 Sidecars

### RACE 3 - LAP CHART

#### LAP 1 @ 10:17:33.241

NO	BEHIND	LAP TIME
18		2:16.521
70	0.215	2:16.736
33	1.293	2:17.814
73	3.476	2:19.997
117	3.821	2:20.342
23	4.708	2:21.229
69	5.320	2:21.841
11	8.029	2:24.550
62	9.003	2:25.524
121	9.912	2:26.433
13	11.679	2:28.200
38	13.112	2:29.633
67	14.933	2:31.454
167	17.598	2:34.119
19	34.594	2:51.115

#### LAP 2 @ 10:19:43.136

NO	BEHIND	LAP TIME
18		2:09.895
70	0.631	2:10.311
33	1.180	2:09.782
117	6.660	2:12.734
73	7.624	2:14.043
23	8.142	2:13.329
69	8.918	2:13.493
121	13.696	2:13.679
11	13.836	2:15.702
62	16.728	2:17.620
13	18.893	2:17.109
38	23.273	2:20.056
67	31.212	2:26.174
167	32.741	2:25.038
19	1:12.823	2:48.124

#### LAP 3 @ 10:21:52.552

NO	BEHIND	LAP TIME
18		2:09.416
70	0.476	2:09.261
33	0.717	2:08.953
117	9.723	2:12.479
73	11.657	2:13.449
23	12.556	2:13.830
69	12.803	2:13.301
121	22.155	2:17.875
62	23.412	2:16.100
13	25.560	2:16.083
38	36.485	2:22.628
67	47.140	2:25.344
167	48.698	2:25.373
19	1:45.746	2:42.339

#### LAP 4 @ 10:24:02.139

NO	BEHIND	LAP TIME
33		2:08.870
18	0.111	2:09.698
70	1.119	2:10.230
117	14.471	2:14.335
69	15.201	2:11.985
23	16.248	2:13.279
73	17.776	2:15.706
62	28.724	2:14.899

13	31.293	2:15.320
38	48.976	2:22.078
67	1:03.275	2:25.722
167	1:05.867	2:26.756

#### LAP 5 @ 10:26:09.985

NO	BEHIND	LAP TIME
70		2:06.727
33	1.621	2:09.467
18	6.097	2:13.832
19	1 Lap	2:43.689
23	21.844	2:13.442
69	22.196	2:14.841
117	22.288	2:15.663
73	24.743	2:14.813
62	35.858	2:14.980
13	37.619	2:14.172
38	1:04.435	2:23.305
67	1:19.959	2:24.530
167	1:26.399	2:28.378

#### LAP 6 @ 10:28:15.498

NO	BEHIND	LAP TIME
70		2:05.513
33	5.617	2:09.509
18	12.085	2:11.501
69	28.854	2:12.171
23	29.476	2:13.145
117	34.254	2:17.479
73	35.101	2:15.871
62	45.059	2:14.714
19	1 Lap	2:40.565
13	47.328	2:15.222
38	1:22.157	2:23.235
67	1:38.395	2:23.949
167	1:49.477	2:28.591

#### LAP 7 @ 10:30:20.956

NO	BEHIND	LAP TIME
70		2:05.458
33	8.822	2:08.663
18	20.662	2:14.035
69	34.666	2:11.270
23	38.436	2:14.418
117	43.669	2:14.873
73	43.866	2:14.223
62	54.538	2:14.937
13	58.038	2:16.168
19	1 Lap	2:42.322
38	1:38.537	2:21.838
67	1:59.059	2:26.122
167	2:14.095	2:30.076

# BMCRC - MRO Championships 2022 - Rnd 3 @ Snetterton 300

## BMCRC-RKB F1 & F2 Sidecars

### RACE 3 - SECTOR ANALYSIS



SECTOR 1 = FL to I1, SECTOR 2 = I1 to FL, DIFF = Difference To Personal Best Lap, P = Crossed Finish Line in Pit Lane, D = Time Disallowed

P1 70 BSB ARCHER / HYDE		RS YAM 600 - Hannafin Contracors				
IDEAL LAP TIME : 2:05.458		BEST LAP TIME : 2:05.458		DIFFERENCE : 0.000		
LAP	SECTOR 1	SECTOR 2	LAP TIME	MPH	DIFF	TIME OF DAY
1 -		43.260	2:16.736	78.16	11.278	10:17:33.456
2 -	1:26.530	43.781	2:10.311	82.01	4.853	10:19:43.767
3 -	1:25.936	43.325	2:09.261	82.68	3.803	10:21:53.028
4 -	1:27.000	43.230	2:10.230	82.07	4.772	10:24:03.258
5 -	1:25.629	41.098	2:06.727 (3)	84.33	1.269	10:26:09.985
6 -	1:24.579	40.934	2:05.513 (2)	85.15	0.055	10:28:15.498
7 -	<b>1:24.533</b>	<b>40.925</b>	<b>2:05.458 (1)</b>	<b>85.19</b>		<b>10:30:20.956</b>

P2 33 BSB HEGARTY / NEAVE		Baker Suzuki -				
IDEAL LAP TIME : 2:08.119		BEST LAP TIME : 2:08.663		DIFFERENCE : 0.544		
LAP	SECTOR 1	SECTOR 2	LAP TIME	MPH	DIFF	TIME OF DAY
1 -		<b>41.934</b>	2:17.814	77.55	9.151	10:17:34.534
2 -	1:26.826	42.956	2:09.782	82.35	1.119	10:19:44.316
3 -	<b>1:26.185</b>	42.768	2:08.953 (3)	82.88	0.290	10:21:53.269
4 -	1:26.715	42.155	2:08.870 (2)	82.93	0.207	10:24:02.139
5 -	1:26.921	42.546	2:09.467	82.55	0.804	10:26:11.606
6 -	1:27.211	42.298	2:09.509	82.52	0.846	10:28:21.115
7 -	1:26.456	42.207	<b>2:08.663 (1)</b>	<b>83.07</b>		<b>10:30:29.778</b>

P3 18 F2 GIBSON / CHRISTIE		CES SUZUKI - RVISA/Rowtec				
IDEAL LAP TIME : 2:09.027		BEST LAP TIME : 2:09.416		DIFFERENCE : 0.389		
LAP	SECTOR 1	SECTOR 2	LAP TIME	MPH	DIFF	TIME OF DAY
1 -		43.172	2:16.521	78.28	7.105	10:17:33.241
2 -	1:26.677	43.218	2:09.895 (3)	82.28	0.479	10:19:43.136
3 -	1:26.459	<b>42.957</b>	<b>2:09.416 (1)</b>	<b>82.58</b>		<b>10:21:52.552</b>
4 -	<b>1:26.070</b>	43.628	2:09.698 (2)	82.40	0.282	10:24:02.250
5 -	1:27.789	46.043	2:13.832	79.86	4.416	10:26:16.082
6 -	1:27.290	44.211	2:11.501	81.27	2.085	10:28:27.583
7 -	1:28.714	45.321	2:14.035	79.74	4.619	10:30:41.618

P4 69 F2 LAMBERT / McBRIDE		LCR HONDA - Graham Anne Ward				
IDEAL LAP TIME : 2:11.030		BEST LAP TIME : 2:11.270		DIFFERENCE : 0.240		
LAP	SECTOR 1	SECTOR 2	LAP TIME	MPH	DIFF	TIME OF DAY
1 -		44.755	2:21.841	75.35	10.571	10:17:38.561
2 -	1:28.929	44.564	2:13.493	80.06	2.223	10:19:52.054
3 -	1:28.944	44.357	2:13.301	80.18	2.031	10:22:05.355
4 -	1:28.553	<b>43.432</b>	2:11.985 (2)	80.97	0.715	10:24:17.340
5 -	1:31.134	43.707	2:14.841	79.26	3.571	10:26:32.181
6 -	1:28.435	43.736	2:12.171 (3)	80.86	0.901	10:28:44.352
7 -	<b>1:27.598</b>	43.672	<b>2:11.270 (1)</b>	<b>81.42</b>		<b>10:30:55.622</b>

P5 23 F2 J SAUNDERS / R SAUNDERS		Baker HONDA - Vacuum & Pressure Leads				
IDEAL LAP TIME : 2:10.854		BEST LAP TIME : 2:13.145		DIFFERENCE : 2.291		
LAP	SECTOR 1	SECTOR 2	LAP TIME	MPH	DIFF	TIME OF DAY
1 -		44.207	2:21.229	75.67	8.084	10:17:37.949
2 -	1:28.744	44.585	2:13.329 (3)	80.16	0.184	10:19:51.278
3 -	1:28.868	44.962	2:13.830	79.86	0.685	10:22:05.108
4 -	1:29.791	<b>43.488</b>	2:13.279 (2)	80.19	0.134	10:24:18.387
5 -	1:28.938	44.504	2:13.442	80.09	0.297	10:26:31.829
6 -	1:28.849	44.296	<b>2:13.145 (1)</b>	<b>80.27</b>		<b>10:28:44.974</b>
7 -	<b>1:27.366</b>	47.052	2:14.418	79.51	1.273	10:30:59.392

# BMCRC - MRO Championships 2022 - Rnd 3 @ Snetterton 300

## BMCRC-RKB F1 & F2 Sidecars

### RACE 3 - SECTOR ANALYSIS



SECTOR 1 = FL to I1, SECTOR 2 = I1 to FL, DIFF = Difference To Personal Best Lap, P = Crossed Finish Line in Pit Lane, D = Time Disallowed

P6 117 F1		POTTINGER / DODD		LCR YAMAHA - GB Precision Eng/Opal Fabrication		
IDEAL LAP TIME : 2:11.081		BEST LAP TIME : 2:12.479		DIFFERENCE : 1.398		
LAP	SECTOR 1	SECTOR 2	LAP TIME	MPH	DIFF	TIME OF DAY
1 -		43.617	2:20.342	76.15	7.863	10:17:37.062
2 -	1:29.194	<b>43.540</b>	2:12.734 (2)	80.52	0.255	10:19:49.796
3 -	1:28.430	44.049	<b>2:12.479 (1)</b>	<b>80.67</b>		<b>10:22:02.275</b>
4 -	<b>1:27.541</b>	46.794	2:14.335 (3)	79.56	1.856	10:24:16.610
5 -	1:29.676	45.987	2:15.663	78.78	3.184	10:26:32.273
6 -	1:30.841	46.638	2:17.479	77.74	5.000	10:28:49.752
7 -	1:29.966	44.907	2:14.873	79.24	2.394	10:31:04.625

P7 73 F2		GOODIER / STONE		LCR F2 - Rowtec Ltd		
IDEAL LAP TIME : 2:13.037		BEST LAP TIME : 2:13.449		DIFFERENCE : 0.412		
LAP	SECTOR 1	SECTOR 2	LAP TIME	MPH	DIFF	TIME OF DAY
1 -		<b>43.982</b>	2:19.997	76.34	6.548	10:17:36.717
2 -	1:29.519	44.524	2:14.043 (2)	79.73	0.594	10:19:50.760
3 -	<b>1:29.055</b>	44.394	<b>2:13.449 (1)</b>	<b>80.09</b>		<b>10:22:04.209</b>
4 -	1:30.660	45.046	2:15.706	78.75	2.257	10:24:19.915
5 -	1:29.656	45.157	2:14.813	79.28	1.364	10:26:34.728
6 -	1:30.937	44.934	2:15.871	78.66	2.422	10:28:50.599
7 -	1:29.468	44.755	2:14.223 (3)	79.62	0.774	10:31:04.822

P8 62 F1		WRIGHT / BAILEY		RYDE YAMAHA - Stainless Steel Designs Ltd.		
IDEAL LAP TIME : 2:14.048		BEST LAP TIME : 2:14.714		DIFFERENCE : 0.666		
LAP	SECTOR 1	SECTOR 2	LAP TIME	MPH	DIFF	TIME OF DAY
1 -		45.347	2:25.524	73.44	10.810	10:17:42.244
2 -	1:32.798	44.822	2:17.620	77.66	2.906	10:19:59.864
3 -	1:31.159	44.941	2:16.100	78.53	1.386	10:22:15.964
4 -	1:30.561	<b>44.338</b>	2:14.899 (2)	79.23	0.185	10:24:30.863
5 -	1:30.601	44.379	2:14.980	79.18	0.266	10:26:45.843
6 -	<b>1:29.710</b>	45.004	<b>2:14.714 (1)</b>	<b>79.33</b>		<b>10:29:00.557</b>
7 -	1:30.071	44.866	2:14.937 (3)	79.20	0.223	10:31:15.494

P9 13 BSB		HANDCOCK / PARKER		Baker HONDA - APACHE DEVELOPEMENTS		
IDEAL LAP TIME : 2:14.172		BEST LAP TIME : 2:14.172		DIFFERENCE : 0.000		
LAP	SECTOR 1	SECTOR 2	LAP TIME	MPH	DIFF	TIME OF DAY
1 -		45.545	2:28.200	72.11	14.028	10:17:44.920
2 -	1:32.301	44.808	2:17.109	77.95	2.937	10:20:02.029
3 -	1:31.484	44.599	2:16.083	78.54	1.911	10:22:18.112
4 -	1:30.499	44.821	2:15.320 (3)	78.98	1.148	10:24:33.432
5 -	<b>1:29.921</b>	<b>44.251</b>	<b>2:14.172 (1)</b>	<b>79.65</b>		<b>10:26:47.604</b>
6 -	1:30.297	44.925	2:15.222 (2)	79.04	1.050	10:29:02.826
7 -	1:31.199	44.969	2:16.168	78.49	1.996	10:31:18.994

P10 38 F2		MOSS / GEDDES		Shelbourne YAMAHA R6 - LifeSafety Motorsport - CharlieMossF		
IDEAL LAP TIME : 2:19.930		BEST LAP TIME : 2:20.056		DIFFERENCE : 0.126		
LAP	SECTOR 1	SECTOR 2	LAP TIME	MPH	DIFF	TIME OF DAY
1 -		<b>45.874</b>	2:29.633	71.42	9.577	10:17:46.353
2 -	<b>1:34.056</b>	46.000	<b>2:20.056 (1)</b>	<b>76.31</b>		<b>10:20:06.409</b>
3 -	1:34.463	48.165	2:22.628	74.93	2.572	10:22:29.037
4 -	1:35.215	46.863	2:22.078 (3)	75.22	2.022	10:24:51.115
5 -	1:36.392	46.913	2:23.305	74.58	3.249	10:27:14.420
6 -	1:35.840	47.395	2:23.235	74.61	3.179	10:29:37.655
7 -	1:35.353	46.485	2:21.838 (2)	75.35	1.782	10:31:59.493



# BMCRC - MRO Championships 2022 - Rnd 3 @ Snetterton 300

## BMCRC-RKB F1 & F2 Sidecars

### RACE 3 - SECTOR ANALYSIS



SECTOR 1 = FL to I1, SECTOR 2 = I1 to FL, DIFF = Difference To Personal Best Lap, P = Crossed Finish Line in Pit Lane, D = Time Disallowed

P11 67 F1		JEFFREY / FIELD		Windle F1 - MJP racing		
IDEAL LAP TIME : 2:23.949		BEST LAP TIME : 2:23.949		DIFFERENCE : 0.000		
LAP	SECTOR 1	SECTOR 2	LAP TIME	MPH	DIFF	TIME OF DAY
1 -		48.849	2:31.454	70.56	7.505	10:17:48.174
2 -	1:37.075	49.099	2:26.174	73.11	2.225	10:20:14.348
3 -	1:36.514	48.830	2:25.344 (3)	73.53	1.395	10:22:39.692
4 -	1:36.900	48.822	2:25.722	73.34	1.773	10:25:05.414
5 -	1:36.419	48.111	2:24.530 (2)	73.95	0.581	10:27:29.944
6 -	<b>1:35.924</b>	<b>48.025</b>	<b>2:23.949 (1)</b>	<b>74.24</b>		<b>10:29:53.893</b>
7 -	1:37.281	48.841	2:26.122	73.14	2.173	10:32:20.015

P12 167 F2		PETTMAN / DAWKINS		Windle YAMAHA - Wesso Racing		
IDEAL LAP TIME : 2:24.902		BEST LAP TIME : 2:25.038		DIFFERENCE : 0.136		
LAP	SECTOR 1	SECTOR 2	LAP TIME	MPH	DIFF	TIME OF DAY
1 -		48.039	2:34.119	69.34	9.081	10:17:50.839
2 -	<b>1:36.918</b>	48.120	<b>2:25.038 (1)</b>	<b>73.69</b>		<b>10:20:15.877</b>
3 -	1:37.389	<b>47.984</b>	2:25.373 (2)	73.52	0.335	10:22:41.250
4 -	1:38.328	48.428	2:26.756 (3)	72.82	1.718	10:25:08.006
5 -	1:38.181	50.197	2:28.378	72.03	3.340	10:27:36.384
6 -	1:39.241	49.350	2:28.591	71.92	3.553	10:30:04.975
7 -	1:39.305	50.771	2:30.076	71.21	5.038	10:32:35.051

P13 19 F1		MACBRIDE / THOMPSON		LCR SUZUKI - Lifesafety Motorsport		
IDEAL LAP TIME : 2:38.432		BEST LAP TIME : 2:40.565		DIFFERENCE : 2.133		
LAP	SECTOR 1	SECTOR 2	LAP TIME	MPH	DIFF	TIME OF DAY
1 -		54.969	2:51.115	62.46	10.550	10:18:07.835
2 -	1:51.604	56.520	2:48.124	63.57	7.559	10:20:55.959
3 -	1:47.463	54.876	2:42.339 (3)	65.83	1.774	10:23:38.298
4 -	1:49.732	<b>53.957</b>	2:43.689	65.29	3.124	10:26:21.987
5 -	<b>1:44.475</b>	56.090	<b>2:40.565 (1)</b>	<b>66.56</b>		<b>10:29:02.552</b>
6 -	1:46.465	55.857	2:42.322 (2)	65.84	1.757	10:31:44.874

P14 121 F1		LAWRENCE / HUGHES		LCR YAMAHA - highfield transport, JHM autos		
IDEAL LAP TIME : 2:13.074		BEST LAP TIME : 2:13.679		DIFFERENCE : 0.605		
LAP	SECTOR 1	SECTOR 2	LAP TIME	MPH	DIFF	TIME OF DAY
1 -		44.631	2:26.433	72.98	12.754	10:17:43.153
2 -	1:29.280	<b>44.399</b>	<b>2:13.679 (1)</b>	<b>79.95</b>		<b>10:19:56.832</b>
3 -	1:32.357	45.518	2:17.875 (2)	77.52	4.196	10:22:14.707

P15 11 F2		GILBERT / RESTALL		Shelbourne HONDA - West Ewell fencing		
IDEAL LAP TIME : 2:15.242		BEST LAP TIME : 2:15.702		DIFFERENCE : 0.460		
LAP	SECTOR 1	SECTOR 2	LAP TIME	MPH	DIFF	TIME OF DAY
1 -		<b>44.375</b>	2:24.550	73.94	8.848	10:17:41.270
2 -	<b>1:30.867</b>	44.835	<b>2:15.702 (1)</b>	<b>78.76</b>		<b>10:19:56.972</b>

# BMCRC - MRO Championships 2022 - Rnd 3 @ Snetterton 300

## BMCRC-RKB F1 & F2 Sidecars

### RACE 3 - BEST SECTORS

SECTOR 1			SECTOR 2			IDEAL / BEST COMPARISON						
POS	NO	NAME	TIME	NO	NAME	TIME	POS	NO	NAME	IDEAL	BEST	DIFF
									<b>PERFECT LAP</b>	<b>2:05.458</b>		
1	70	ARCHER / HYDE	1:24.533	70	ARCHER / HYDE	40.925	1	70	ARCHER / HYDE	2:05.458	2:05.458	0.000
2	18	GIBSON / CHRISTIE	1:26.070	33	HEGARTY / NEAVE	41.934	2	33	HEGARTY / NEAVE	2:08.119	2:08.663	0.544
3	33	HEGARTY / NEAVE	1:26.185	18	GIBSON / CHRISTIE	42.957	3	18	GIBSON / CHRISTIE	2:09.027	2:09.416	0.389
4	23	J SAUNDERS / R SAUNDERS	1:27.366	69	LAMBERT / McBRIDE	43.432	4	23	J SAUNDERS / R SAL	2:10.854	2:13.145	2.291
5	117	POTTINGER / DODD	1:27.541	23	J SAUNDERS / R SAUNDERS	43.488	5	69	LAMBERT / McBRIDE	2:11.030	2:11.270	0.240
6	69	LAMBERT / McBRIDE	1:27.598	117	POTTINGER / DODD	43.540	6	117	POTTINGER / DODD	2:11.081	2:12.479	1.398
7	121	LAWRENCE / HUGHES	1:28.675	73	GOODIER / STONE	43.982	7	73	GOODIER / STONE	2:13.037	2:13.449	0.412
8	73	GOODIER / STONE	1:29.055	13	HANDCOCK / PARKER	44.251	8	121	LAWRENCE / HUGHE	2:13.074	2:13.679	0.605
9	62	WRIGHT / BAILEY	1:29.710	62	WRIGHT / BAILEY	44.338	9	62	WRIGHT / BAILEY	2:14.048	2:14.714	0.666
10	13	HANDCOCK / PARKER	1:29.921	11	GILBERT / RESTALL	44.375	10	13	HANDCOCK / PARKE	2:14.172	2:14.172	0.000
11	11	GILBERT / RESTALL	1:30.867	121	LAWRENCE / HUGHES	44.399	11	11	GILBERT / RESTALL	2:15.242	2:15.702	0.460
12	38	MOSS / GEDDES	1:34.056	38	MOSS / GEDDES	45.874	12	38	MOSS / GEDDES	2:19.930	2:20.056	0.126
13	67	JEFFREY / FIELD	1:35.924	167	PETTMAN / DAWKINS	47.984	13	67	JEFFREY / FIELD	2:23.949	2:23.949	0.000
14	167	PETTMAN / DAWKINS	1:36.918	67	JEFFREY / FIELD	48.025	14	167	PETTMAN / DAWKINS	2:24.902	2:25.038	0.136
15	19	MACBRIDE / THOMPSON	1:44.475	19	MACBRIDE / THOMPSON	53.957	15	19	MACBRIDE / THOMPSON	2:38.432	2:40.565	2.133

# BMCRC - MRO Championships 2022 - Rnd 3 @ Snetterton 300

## BMCRC-RKB F1 & F2 Sidecars

### RACE 3 - STATISTICS

<b>Competitors Started</b>	15
<b>Planned Start</b>	2022-05-08 @ 10:10:00.000
<b>Actual Start</b>	2022-05-08 @ 10:15:16.719
<b>Finish Time</b>	2022-05-08 @ 10:30:20.955
<b>Track Length</b>	2.9689mi.
<b>Total Laps</b>	95
<b>Total Distance Covered</b>	282.0465mi.

#### Session Fastest Lap History

NO	CL	NAME	LAP TIME	TIME OF DAY	LAP	VEHICLE
18	F2	GIBSON / CHRISTIE	2:09.895	10:19:43.165	2	CES SUZUKI
33	BSB	HEGARTY / NEAVE	2:09.782	10:19:44.342	2	Baker Suzuki
18	F2	GIBSON / CHRISTIE	2:09.416	10:21:52.580	3	CES SUZUKI
70	BSB	ARCHER / HYDE	2:09.261	10:21:53.042	3	RS YAM 600
33	BSB	HEGARTY / NEAVE	2:08.953	10:21:53.296	3	Baker Suzuki
33	BSB	HEGARTY / NEAVE	2:08.870	10:24:02.166	4	Baker Suzuki
70	BSB	ARCHER / HYDE	2:06.727	10:26:09.999	5	RS YAM 600
70	BSB	ARCHER / HYDE	2:05.513	10:28:15.513	6	RS YAM 600
70	BSB	ARCHER / HYDE	2:05.458	10:30:20.970	7	RS YAM 600

#### Session Leader History

NO	CL	NAME	FROM LAP	LAPS LED	DISTANCE	VEHICLE
18	F2	GIBSON / CHRISTIE	1	3	8.90 miles	CES SUZUKI
33	BSB	HEGARTY / NEAVE	4	1	2.96 miles	Baker Suzuki
70	BSB	ARCHER / HYDE	5	3	8.90 miles	RS YAM 600

#### Flag History

TYPE	TIME OF DAY
GREEN	10:15:16.719
FINISH	10:30:20.955

#### Flag Statistics

TYPE	COUNT	TOTAL LAPS	TOTAL TIME
Green	1	7	17:25.163
Red	0	0	0.000
Safety Car	0	0	0.000
FCY	0	0	0.000

# BMCRC - MRO Championships 2022 - Rnd 3 @ Snetterton 300

## BMCRC-RKB F1 & F2 Sidecars

### RACE 3 - STATISTICS

**CLASS : F1**

5 Starters

#### Fastest Lap History

NO	NAME	LAP TIME	TIME OF DAY	LAP	VEHICLE
117	POTTINGER / DODD	<b>2:12.734</b>	10:19:49.807	2	LCR YAMAHA
117	POTTINGER / DODD	<b>2:12.479</b>	10:22:02.287	3	LCR YAMAHA

#### Leader History

NO	NAME	FROM LAP	LAPS LED	DISTANCE	VEHICLE
117	POTTINGER / DODD	1	7	20.78 miles	LCR YAMAHA

# BMCRC - MRO Championships 2022 - Rnd 3 @ Snetterton 300

## BMCRC-RKB F1 & F2 Sidecars

### RACE 3 - STATISTICS

**CLASS : F2**

7 Starters

#### Fastest Lap History

NO	NAME	LAP TIME	TIME OF DAY	LAP	VEHICLE
18	GIBSON / CHRISTIE	2:09.895	10:19:43.165	2	CES SUZUKI
18	GIBSON / CHRISTIE	2:09.416	10:21:52.580	3	CES SUZUKI

#### Leader History

NO	NAME	FROM LAP	LAPS LED	DISTANCE	VEHICLE
18	GIBSON / CHRISTIE	1	7	20.78 miles	CES SUZUKI

# BMCRC - MRO Championships 2022 - Rnd 3 @ Snetterton 300

## BMCRC-RKB F1 & F2 Sidecars

### RACE 3 - STATISTICS

CLASS : BSB

3 Starters

#### Fastest Lap History

NO	NAME	LAP TIME	TIME OF DAY	LAP	VEHICLE
70	ARCHER / HYDE	<b>2:10.311</b>	10:19:43.780	2	RS YAM 600
33	HEGARTY / NEAVE	<b>2:09.782</b>	10:19:44.342	2	Baker Suzuki
70	ARCHER / HYDE	<b>2:09.261</b>	10:21:53.042	3	RS YAM 600
33	HEGARTY / NEAVE	<b>2:08.953</b>	10:21:53.296	3	Baker Suzuki
33	HEGARTY / NEAVE	<b>2:08.870</b>	10:24:02.166	4	Baker Suzuki
70	ARCHER / HYDE	<b>2:06.727</b>	10:26:09.999	5	RS YAM 600
70	ARCHER / HYDE	<b>2:05.513</b>	10:28:15.513	6	RS YAM 600
70	ARCHER / HYDE	<b>2:05.458</b>	10:30:20.970	7	RS YAM 600

#### Leader History

NO	NAME	FROM LAP	LAPS LED	DISTANCE	VEHICLE
70	ARCHER / HYDE	1	3	8.90 miles	RS YAM 600
33	HEGARTY / NEAVE	4	1	2.96 miles	Baker Suzuki
70	ARCHER / HYDE	5	3	8.90 miles	RS YAM 600



## BMCRC - MRO Championships 2022 - Rnd 3 @ Snetterton 300

### BMCRC-RKB F1 & F2 Sidecars

### RACE 13 - GRID (7 Laps)

ROW 9			17	44	KING / SIGSWORTH				
ROW 8	16	91	WILLIAMS / HILDIGE	2:40.565	15	19	MACBRIDE / THOMPSON		
ROW 7			14	167	2:25.038	13	67	2:23.949	JEFFREY / FIELD
ROW 6	12	38	2:20.056	MOSS / GEDDES	2:15.702	11	11	GILBERT / RESTALL	
ROW 5			10	62	2:14.714	9	13	2:14.172	HANDCOCK / PARKER
ROW 4	8	121	2:13.679	LAWRENCE / HUGHES	2:13.449	7	73	GOODIER / STONE	
ROW 3			6	23	2:13.145	5	117	2:12.479	POTTINGER / DODD
ROW 2	4	69	2:11.270	LAMBERT / McBRIDE	2:09.416	3	18	GIBSON / CHRISTIE	
ROW 1			2	33	2:08.663	1	70	2:05.458	ARCHER / HYDE
<b>Pole</b>									

Snetterton 300: 2.9689 miles

These results are provisional until the conclusion of any judicial and technical matters.

Clerk Of Course :	Stewards :	Timekeeper : Craig Smith
-------------------	------------	--------------------------

Results can be found at [www.tsl-timing.com](http://www.tsl-timing.com)

Printed - 10:34 Sunday, 08 May 2022





### BMCRC - MRO Championships 2022 - Rnd 3 @ Snetterton 300

### BMCRC-RKB F1 & F2 Sidecars

### RACE 13 - CLASSIFICATION

POS	NO	CL	PIC NAME	ENTRY	LAPS	TIME	GAP	DIFF	MPH	BEST	ON
1	91	F1	1 WILLIAMS / HILDIGE	LCR YAMAHA -	7	14:45.728			84.46	2:04.127	5
2	70	BSB	1 ARCHER / HYDE	RS YAM 600 - Hannafin Contracors	7	14:50.774	5.046	5.046	83.99	2:05.136	5
3	33	BSB	2 HEGARTY / NEAVE	Baker Suzuki -	7	15:12.421	26.693	21.647	81.99	2:09.292	7
4	18	BSB	3 GIBSON / CHRISTIE	CES SUZUKI - RVISA/Rowtec	7	15:26.842	41.114	14.421	80.72	2:10.539	4
5	117	F1	2 POTTINGER / DODD	LCR YAMAHA - GB Precision Eng/Opal Fabrication	7	15:41.932	56.204	15.090	79.42	2:12.510	6
6	23	F2	1 J SAUNDERS / R SAUNDERS	Baker HONDA - Vacuum & Pressure Leeds	7	15:47.329	1:01.601	5.397	78.97	2:13.584	6
7	62	F1	3 WRIGHT / BAILEY	RYDE YAMAHA - Stainless Steel Designs Ltd.	7	16:04.025	1:18.297	16.696	77.60	2:14.392	7
8	67	F1	4 JEFFREY / FIELD	Windle F1 - MJP racing	7	16:42.155	1:56.427	38.130	74.65	2:20.478	2
9	38	F2	2 MOSS / GEDDES	Shelbourne YAMAHA R6 - LifeSafety Motorsport - Cl	7	16:42.532	1:56.804	0.377	74.62	2:20.441	3
10	167	F2	3 PETTMAN / DAWKINS	Windle YAMAHA - Wesso Racing	6	14:49.617	1 Lap	1 Lap	72.08	2:26.618	2

#### NOT CLASSIFIED

DNF	73	F2	GOODIER / STONE	LCR F2 - Rowtec Ltd	6	13:44.633	1 Lap		77.76	2:15.175	2
DNF	11	F2	GILBERT / RESTALL	Shelbourne HONDA - West Ewell fencing	2	4:49.415	5 Laps	4 Laps	73.85	2:17.885	2
DNF	19	F1	MACBRIDE / THOMPSON	LCR SUZUKI - Lifesafety Motorsport	2	5:31.310	5 Laps	41.895	64.52	2:43.127	2
DNF	69	F2	LAMBERT / McBRIDE	LCR HONDA - Graham Anne Ward	0						

#### FASTEST LAP

91	F1	WILLIAMS / HILDIGE	LCR YAMAHA -	5	2:04.127	86.10 mph	138.57 kph
70	BSB	ARCHER / HYDE	RS YAM 600 - Hannafin Contracors	5	2:05.136	85.41 mph	137.45 kph
23	F2	J SAUNDERS / R SAUNDERS	Baker HONDA - Vacuum & Pressure Leeds	6	2:13.584	80.01 mph	128.76 kph

Class F1 - 92.5% of Race Speed = 78.12 mph  
 Class BSB - 92.5% of Race Speed = 77.69 mph  
 Class F2 - 92.5% of Race Speed = 73.04 mph

Race Distance: 7 Laps / 20.78 miles  
 Snetterton 300: 2.9689 miles

Weather / Track : Bright / Dry

These results are provisional until the conclusion of any judicial and technical matters.

Date: 08/05/2022 Start: 14:42 Finish: 14:57

Clerk Of Course :	Stewards :	Timekeeper : Craig Smith
-------------------	------------	--------------------------

Results can be found at [www.tsl-timing.com](http://www.tsl-timing.com)

Printed - 15:00 Sunday, 08 May 2022





# BMCRC - MRO Championships 2022 - Rnd 3 @ Snetterton 300

## BMCRC-RKB F1 & F2 Sidecars

### RACE 13 - LAP CHART

LAP 1 @ 14:45:03.246			LAP 5 @ 14:53:24.021		
NO	BEHIND	LAP TIME	NO	BEHIND	LAP TIME

70		2:14.341	91		2:04.127
33	0.840	2:15.181	70	2.010	2:05.136
91	2.651	2:16.992	33	18.654	2:09.716
23	5.845	2:20.186	18	29.880	2:10.826
18	6.239	2:20.580	117	41.386	2:13.064
73	8.290	2:22.631	23	42.992	2:15.205
117	9.259	2:23.600	73	51.570	2:17.269
62	11.694	2:26.035	62	59.963	2:16.696
67	15.313	2:29.654	67	1:20.640	2:21.003
38	15.502	2:29.843	38	1:22.639	2:23.836
11	17.189	2:31.530	167	1:47.551	2:27.079
167	20.100	2:34.441			
19	33.842	2:48.183			

LAP 2 @ 14:47:09.781			LAP 6 @ 14:55:29.119		
NO	BEHIND	LAP TIME	NO	BEHIND	LAP TIME

70		2:06.535	91		2:05.098
91	0.969	2:04.853	70	3.191	2:06.279
33	3.805	2:09.500	33	22.915	2:09.359
18	12.034	2:12.330	18	36.050	2:11.268
23	14.604	2:15.294	117	48.798	2:12.510
117	15.597	2:12.873	23	51.478	2:13.584
73	16.930	2:15.175	73	1:04.419	2:17.947
62	22.146	2:16.987	62	1:09.419	2:14.554
11	28.539	2:17.885	67	1:39.863	2:24.321
67	29.256	2:20.478	38	1:40.482	2:22.941
38	30.753	2:21.786			
167	40.183	2:26.618			
19	1:10.434	2:43.127			

LAP 3 @ 14:49:15.031			LAP 7 @ 14:57:34.633		
NO	BEHIND	LAP TIME	NO	BEHIND	LAP TIME

70		2:05.250	91		2:05.514
91	0.578	2:04.859	167	1 Lap	2:26.950
33	7.882	2:09.327	70	5.046	2:07.369
18	17.505	2:10.721	33	26.693	2:09.292
23	23.129	2:13.775	18	41.114	2:10.578
117	23.778	2:13.431	117	56.204	2:12.920
73	27.485	2:15.805	23	1:01.601	2:15.637
62	34.026	2:17.130	62	1:18.297	2:14.392
67	45.365	2:21.359	67	1:56.427	2:22.078
38	45.944	2:20.441	38	1:56.804	2:21.836
167	1:02.680	2:27.747			

LAP 4 @ 14:51:19.894		
NO	BEHIND	LAP TIME

91		2:04.285
70	1.001	2:05.864
33	13.065	2:10.046
18	23.181	2:10.539
23	31.914	2:13.648
117	32.449	2:13.534
73	38.428	2:15.806
62	47.394	2:18.231
38	1:02.930	2:21.849
67	1:03.764	2:23.262
167	1:24.599	2:26.782

# BMCRC - MRO Championships 2022 - Rnd 3 @ Snetterton 300

## BMCRC-RKB F1 & F2 Sidecars

### RACE 13 - SECTOR ANALYSIS



SECTOR 1 = FL to I1, SECTOR 2 = I1 to FL, DIFF = Difference To Personal Best Lap, P = Crossed Finish Line in Pit Lane, D = Time Disallowed

P1 91 F1 WILLIAMS / HILDIGE		LCR YAMAHA -				
IDEAL LAP TIME : 2:04.068		BEST LAP TIME : 2:04.127		DIFFERENCE : 0.059		
LAP	SECTOR 1	SECTOR 2	LAP TIME	MPH	DIFF	TIME OF DAY
1 -		41.565	2:16.992	78.01	12.865	14:45:05.897
2 -	1:23.642	41.211	2:04.853 (3)	85.60	0.726	14:47:10.750
3 -	<b>1:23.291</b>	41.568	2:04.859	85.60	0.732	14:49:15.609
4 -	1:23.414	40.871	2:04.285 (2)	85.99	0.158	14:51:19.894
5 -	1:23.350	<b>40.777</b>	<b>2:04.127 (1)</b>	<b>86.10</b>		<b>14:53:24.021</b>
6 -	1:23.868	41.230	2:05.098	85.43	0.971	14:55:29.119
7 -	1:23.579	41.935	2:05.514	85.15	1.387	14:57:34.633

P2 70 BSB ARCHER / HYDE		RS YAM 600 - Hannafin Contracors				
IDEAL LAP TIME : 2:04.983		BEST LAP TIME : 2:05.136		DIFFERENCE : 0.153		
LAP	SECTOR 1	SECTOR 2	LAP TIME	MPH	DIFF	TIME OF DAY
1 -		41.742	2:14.341	79.55	9.205	14:45:03.246
2 -	1:25.187	41.348	2:06.535	84.46	1.399	14:47:09.781
3 -	<b>1:24.019</b>	41.231	2:05.250 (2)	85.33	0.114	14:49:15.031
4 -	1:24.657	41.207	2:05.864 (3)	84.91	0.728	14:51:20.895
5 -	1:24.172	<b>40.964</b>	<b>2:05.136 (1)</b>	<b>85.41</b>		<b>14:53:26.031</b>
6 -	1:24.659	41.620	2:06.279	84.63	1.143	14:55:32.310
7 -	1:24.910	42.459	2:07.369	83.91	2.233	14:57:39.679

P3 33 BSB HEGARTY / NEAVE		Baker Suzuki -				
IDEAL LAP TIME : 2:08.844		BEST LAP TIME : 2:09.292		DIFFERENCE : 0.448		
LAP	SECTOR 1	SECTOR 2	LAP TIME	MPH	DIFF	TIME OF DAY
1 -		<b>42.004</b>	2:15.181	79.06	5.889	14:45:04.086
2 -	1:27.291	42.209	2:09.500	82.53	0.208	14:47:13.586
3 -	1:27.029	42.298	2:09.327 (2)	82.64	0.035	14:49:22.913
4 -	1:27.769	42.277	2:10.046	82.18	0.754	14:51:32.959
5 -	1:27.454	42.262	2:09.716	82.39	0.424	14:53:42.675
6 -	1:26.976	42.383	2:09.359 (3)	82.62	0.067	14:55:52.034
7 -	<b>1:26.840</b>	42.452	<b>2:09.292 (1)</b>	<b>82.66</b>		<b>14:58:01.326</b>

P4 18 BSB GIBSON / CHRISTIE		CES SUZUKI - RVISA/Rowtec				
IDEAL LAP TIME : 2:10.288		BEST LAP TIME : 2:10.539		DIFFERENCE : 0.251		
LAP	SECTOR 1	SECTOR 2	LAP TIME	MPH	DIFF	TIME OF DAY
1 -		44.683	2:20.580	76.02	10.041	14:45:09.485
2 -	1:27.749	44.581	2:12.330	80.76	1.791	14:47:21.815
3 -	1:27.244	<b>43.477</b>	2:10.721 (3)	81.76	0.182	14:49:32.536
4 -	<b>1:26.811</b>	43.728	<b>2:10.539 (1)</b>	<b>81.87</b>		<b>14:51:43.075</b>
5 -	1:27.026	43.800	2:10.826	81.69	0.287	14:53:53.901
6 -	1:27.355	43.913	2:11.268	81.42	0.729	14:56:05.169
7 -	1:26.928	43.650	2:10.578 (2)	81.85	0.039	14:58:15.747

P5 117 F1 POTTINGER / DODD		LCR YAMAHA - GB Precision Eng/Opal Fabrication				
IDEAL LAP TIME : 2:12.002		BEST LAP TIME : 2:12.510		DIFFERENCE : 0.508		
LAP	SECTOR 1	SECTOR 2	LAP TIME	MPH	DIFF	TIME OF DAY
1 -		46.047	2:23.600	74.42	11.090	14:45:12.505
2 -	1:29.311	<b>43.562</b>	2:12.873 (2)	80.43	0.363	14:47:25.378
3 -	1:28.579	44.852	2:13.431	80.10	0.921	14:49:38.809
4 -	1:29.384	44.150	2:13.534	80.04	1.024	14:51:52.343
5 -	1:28.976	44.088	2:13.064	80.32	0.554	14:54:05.407
6 -	<b>1:28.440</b>	44.070	<b>2:12.510 (1)</b>	<b>80.65</b>		<b>14:56:17.917</b>
7 -	1:28.773	44.147	2:12.920 (3)	80.40	0.410	14:58:30.837

# BMCRC - MRO Championships 2022 - Rnd 3 @ Snetterton 300

## BMCRC-RKB F1 & F2 Sidecars

### RACE 13 - SECTOR ANALYSIS



SECTOR 1 = FL to I1, SECTOR 2 = I1 to FL, DIFF = Difference To Personal Best Lap, P = Crossed Finish Line in Pit Lane, D = Time Disallowed

P6 23 F2		J SAUNDERS / R SAUNDERS		Baker HONDA - Vacuum & Pressure Leeds		
IDEAL LAP TIME : 2:13.388		BEST LAP TIME : 2:13.584		DIFFERENCE : 0.196		
LAP	SECTOR 1	SECTOR 2	LAP TIME	MPH	DIFF	TIME OF DAY
1 -		44.668	2:20.186	76.24	6.602	14:45:09.091
2 -	1:30.462	44.832	2:15.294	78.99	1.710	14:47:24.385
3 -	1:29.072	44.703	2:13.775 (3)	79.89	0.191	14:49:38.160
4 -	<b>1:28.950</b>	44.698	2:13.648 (2)	79.97	0.064	14:51:51.808
5 -	1:30.300	44.905	2:15.205	79.05	1.621	14:54:07.013
6 -	1:29.146	<b>44.438</b>	<b>2:13.584 (1)</b>	<b>80.01</b>		<b>14:56:20.597</b>
7 -	1:29.851	45.786	2:15.637	78.79	2.053	14:58:36.234

P7 62 F1		WRIGHT / BAILEY		RYDE YAMAHA - Stainless Steel Designs Ltd.		
IDEAL LAP TIME : 2:13.840		BEST LAP TIME : 2:14.392		DIFFERENCE : 0.552		
LAP	SECTOR 1	SECTOR 2	LAP TIME	MPH	DIFF	TIME OF DAY
1 -		46.104	2:26.035	73.18	11.643	14:45:14.940
2 -	1:31.780	45.207	2:16.987	78.02	2.595	14:47:31.927
3 -	1:31.616	45.514	2:17.130	77.94	2.738	14:49:49.057
4 -	1:32.652	45.579	2:18.231	77.32	3.839	14:52:07.288
5 -	1:31.919	44.777	2:16.696 (3)	78.18	2.304	14:54:23.984
6 -	1:30.229	<b>44.325</b>	2:14.554 (2)	79.43	0.162	14:56:38.538
7 -	<b>1:29.515</b>	44.877	<b>2:14.392 (1)</b>	<b>79.52</b>		<b>14:58:52.930</b>

P8 67 F1		JEFFREY / FIELD		Windle F1 - MJP racing		
IDEAL LAP TIME : 2:20.115		BEST LAP TIME : 2:20.478		DIFFERENCE : 0.363		
LAP	SECTOR 1	SECTOR 2	LAP TIME	MPH	DIFF	TIME OF DAY
1 -		48.187	2:29.654	71.41	9.176	14:45:18.559
2 -	<b>1:32.976</b>	47.502	<b>2:20.478 (1)</b>	<b>76.08</b>		<b>14:47:39.037</b>
3 -	1:33.281	48.078	2:21.359 (3)	75.60	0.881	14:50:00.396
4 -	1:35.081	48.181	2:23.262	74.60	2.784	14:52:23.658
5 -	1:33.864	<b>47.139</b>	2:21.003 (2)	75.80	0.525	14:54:44.661
6 -	1:35.327	48.994	2:24.321	74.05	3.843	14:57:08.982
7 -	1:33.910	48.168	2:22.078	75.22	1.600	14:59:31.060

P9 38 F2		MOSS / GEDDES		Shelbourne YAMAHA R6 - LifeSafety Motorsport - CharlieMossF		
IDEAL LAP TIME : 2:20.441		BEST LAP TIME : 2:20.441		DIFFERENCE : 0.000		
LAP	SECTOR 1	SECTOR 2	LAP TIME	MPH	DIFF	TIME OF DAY
1 -		47.319	2:29.843	71.32	9.402	14:45:18.748
2 -	1:34.427	47.359	2:21.786 (2)	75.38	1.345	14:47:40.534
3 -	<b>1:33.939</b>	<b>46.502</b>	<b>2:20.441 (1)</b>	<b>76.10</b>		<b>14:50:00.975</b>
4 -	1:35.226	46.623	2:21.849	75.34	1.408	14:52:22.824
5 -	1:35.952	47.884	2:23.836	74.30	3.395	14:54:46.660
6 -	1:35.323	47.618	2:22.941	74.77	2.500	14:57:09.601
7 -	1:34.935	46.901	2:21.836 (3)	75.35	1.395	14:59:31.437

P10 167 F2		PETTMAN / DAWKINS		Windle YAMAHA - Wesso Racing		
IDEAL LAP TIME : 2:25.476		BEST LAP TIME : 2:26.618		DIFFERENCE : 1.142		
LAP	SECTOR 1	SECTOR 2	LAP TIME	MPH	DIFF	TIME OF DAY
1 -		48.527	2:34.441	69.20	7.823	14:45:23.346
2 -	<b>1:37.250</b>	49.368	<b>2:26.618 (1)</b>	<b>72.89</b>		<b>14:47:49.964</b>
3 -	1:38.737	49.010	2:27.747	72.34	1.129	14:50:17.711
4 -	1:38.319	48.463	2:26.782 (2)	72.81	0.164	14:52:44.493
5 -	1:38.853	<b>48.226</b>	2:27.079	72.66	0.461	14:55:11.572
6 -	1:38.711	48.239	2:26.950 (3)	72.73	0.332	14:57:38.522

# BMCRC - MRO Championships 2022 - Rnd 3 @ Snetterton 300

## BMCRC-RKB F1 & F2 Sidecars

### RACE 13 - SECTOR ANALYSIS



SECTOR 1 = FL to I1, SECTOR 2 = I1 to FL, DIFF = Difference To Personal Best Lap, P = Crossed Finish Line in Pit Lane, D = Time Disallowed

P11 73 F2		GOODIER / STONE		LCR F2 - Rowtec Ltd			
IDEAL LAP TIME : 2:15.175		BEST LAP TIME : 2:15.175		DIFFERENCE : 0.000			
LAP	SECTOR 1	SECTOR 2	LAP TIME	MPH	DIFF	TIME OF DAY	
1 -		45.293	2:22.631	74.93	7.456	14:45:11.536	
2 -	<b>1:29.993</b>	<b>45.182</b>	<b>2:15.175 (1)</b>	<b>79.06</b>		<b>14:47:26.711</b>	
3 -	1:30.207	45.598	2:15.805 (2)	78.70	0.630	14:49:42.516	
4 -	1:30.130	45.676	2:15.806 (3)	78.70	0.631	14:51:58.322	
5 -	1:31.512	45.757	2:17.269	77.86	2.094	14:54:15.591	
6 -	1:30.480	47.467	2:17.947	77.47	2.772	14:56:33.538	

P12 11 F2		GILBERT / RESTALL		Shelbourne HONDA - West Ewell fencing			
IDEAL LAP TIME : 2:17.594		BEST LAP TIME : 2:17.885		DIFFERENCE : 0.291			
LAP	SECTOR 1	SECTOR 2	LAP TIME	MPH	DIFF	TIME OF DAY	
1 -		45.632	2:31.530	70.53	13.645	14:45:20.435	
2 -	1:32.623	<b>45.262</b>	<b>2:17.885 (1)</b>	<b>77.51</b>		<b>14:47:38.320</b>	

P13 19 F1		MACBRIDE / THOMPSON		LCR SUZUKI - Lifesafety Motorsport			
IDEAL LAP TIME : 2:42.732		BEST LAP TIME : 2:43.127		DIFFERENCE : 0.395			
LAP	SECTOR 1	SECTOR 2	LAP TIME	MPH	DIFF	TIME OF DAY	
1 -		<b>56.041</b>	2:48.183	63.55	5.056	14:45:37.088	
2 -	<b>1:46.691</b>	56.436	<b>2:43.127 (1)</b>	<b>65.52</b>		<b>14:48:20.215</b>	

# BMCRC - MRO Championships 2022 - Rnd 3 @ Snetterton 300

## BMCRC-RKB F1 & F2 Sidecars

### RACE 13 - BEST SECTORS

SECTOR 1			SECTOR 2			IDEAL / BEST COMPARISON						
POS	NO	NAME	TIME	NO	NAME	TIME	POS	NO	NAME	IDEAL	BEST	DIFF
									<b>PERFECT LAP</b>	<b>2:04.068</b>		
1	91	WILLIAMS / HILDIGE	<b>1:23.291</b>	91	WILLIAMS / HILDIGE	<b>40.777</b>	1	91	WILLIAMS / HILDIGE	2:04.068	2:04.127	<b>0.059</b>
2	70	ARCHER / HYDE	<b>1:24.019</b>	70	ARCHER / HYDE	<b>40.964</b>	2	70	ARCHER / HYDE	2:04.983	2:05.136	<b>0.153</b>
3	18	GIBSON / CHRISTIE	<b>1:26.811</b>	33	HEGARTY / NEAVE	<b>42.004</b>	3	33	HEGARTY / NEAVE	2:08.844	2:09.292	<b>0.448</b>
4	33	HEGARTY / NEAVE	<b>1:26.840</b>	18	GIBSON / CHRISTIE	<b>43.477</b>	4	18	GIBSON / CHRISTIE	2:10.288	2:10.539	<b>0.251</b>
5	117	POTTINGER / DODD	<b>1:28.440</b>	117	POTTINGER / DODD	<b>43.562</b>	5	117	POTTINGER / DODD	2:12.002	2:12.510	<b>0.508</b>
6	23	J SAUNDERS / R SAUNDERS	<b>1:28.950</b>	62	WRIGHT / BAILEY	<b>44.325</b>	6	23	J SAUNDERS / R SAUNDERS	2:13.388	2:13.584	<b>0.196</b>
7	62	WRIGHT / BAILEY	<b>1:29.515</b>	23	J SAUNDERS / R SAUNDERS	<b>44.438</b>	7	62	WRIGHT / BAILEY	2:13.840	2:14.392	<b>0.552</b>
8	73	GOODIER / STONE	<b>1:29.993</b>	73	GOODIER / STONE	<b>45.182</b>	8	73	GOODIER / STONE	2:15.175	2:15.175	<b>0.000</b>
9	11	GILBERT / RESTALL	<b>1:32.332</b>	11	GILBERT / RESTALL	<b>45.262</b>	9	11	GILBERT / RESTALL	2:17.594	2:17.885	<b>0.291</b>
10	67	JEFFREY / FIELD	<b>1:32.976</b>	38	MOSS / GEDDES	<b>46.502</b>	10	67	JEFFREY / FIELD	2:20.115	2:20.478	<b>0.363</b>
11	38	MOSS / GEDDES	<b>1:33.939</b>	67	JEFFREY / FIELD	<b>47.139</b>	11	38	MOSS / GEDDES	2:20.441	2:20.441	<b>0.000</b>
12	167	PETTMAN / DAWKINS	<b>1:37.250</b>	167	PETTMAN / DAWKINS	<b>48.226</b>	12	167	PETTMAN / DAWKINS	2:25.476	2:26.618	<b>1.142</b>
13	19	MACBRIDE / THOMPSON	<b>1:46.691</b>	19	MACBRIDE / THOMPSON	<b>56.041</b>	13	19	MACBRIDE / THOMPSON	2:42.732	2:43.127	<b>0.395</b>
14												

# BMCRC - MRO Championships 2022 - Rnd 3 @ Snetterton 300

## BMCRC-RKB F1 & F2 Sidecars

### RACE 13 - STATISTICS

<b>Competitors Started</b>	13
<b>Planned Start</b>	2022-05-08 @ 14:50:00.000
<b>Actual Start</b>	2022-05-08 @ 14:42:48.905
<b>Finish Time</b>	2022-05-08 @ 14:57:34.632
<b>Track Length</b>	2.9689mi.
<b>Total Laps</b>	79
<b>Total Distance Covered</b>	234.5440mi.

#### Session Fastest Lap History

NO	CL	NAME	LAP TIME	TIME OF DAY	LAP	VEHICLE
70	BSB	ARCHER / HYDE	2:06.535	14:47:09.795	2	RS YAM 600
91	F1	WILLIAMS / HILDIGE	2:04.853	14:47:10.770	2	LCR YAMAHA
91	F1	WILLIAMS / HILDIGE	2:04.285	14:51:19.914	4	LCR YAMAHA
91	F1	WILLIAMS / HILDIGE	2:04.127	14:53:24.040	5	LCR YAMAHA

#### Session Leader History

NO	CL	NAME	FROM LAP	LAPS LED	DISTANCE	VEHICLE
70	BSB	ARCHER / HYDE	1	3	8.90 miles	RS YAM 600
91	F1	WILLIAMS / HILDIGE	4	4	11.87 miles	LCR YAMAHA

#### Flag History

TYPE	TIME OF DAY
GREEN	14:42:48.905
FINISH	14:57:34.632

#### Flag Statistics

TYPE	COUNT	TOTAL LAPS	TOTAL TIME
Green	1	7	17:03.316
Red	0	0	0.000
Safety Car	0	0	0.000
FCY	0	0	0.000

# BMCRC - MRO Championships 2022 - Rnd 3 @ Snetterton 300

## BMCRC-RKB F1 & F2 Sidecars

### RACE 13 - STATISTICS

CLASS : F1

5 Starters

#### Fastest Lap History

NO	NAME	LAP TIME	TIME OF DAY	LAP	VEHICLE
91	WILLIAMS / HILDIGE	<b>2:04.853</b>	14:47:10.770	2	LCR YAMAHA
91	WILLIAMS / HILDIGE	<b>2:04.285</b>	14:51:19.914	4	LCR YAMAHA
91	WILLIAMS / HILDIGE	<b>2:04.127</b>	14:53:24.040	5	LCR YAMAHA

#### Leader History

NO	NAME	FROM LAP	LAPS LED	DISTANCE	VEHICLE
91	WILLIAMS / HILDIGE	1	7	20.78 miles	LCR YAMAHA

# BMCRC - MRO Championships 2022 - Rnd 3 @ Snetterton 300

## BMCRC-RKB F1 & F2 Sidecars

### RACE 13 - STATISTICS

**CLASS : F2**

5 Starters

#### Fastest Lap History

NO	NAME	LAP TIME	TIME OF DAY	LAP	VEHICLE
23	J SAUNDERS / R SAUNDERS	<b>2:15.294</b>	14:47:24.406	2	Baker HONDA
73	GOODIER / STONE	<b>2:15.175</b>	14:47:26.726	2	LCR F2
23	J SAUNDERS / R SAUNDERS	<b>2:13.775</b>	14:49:38.181	3	Baker HONDA
23	J SAUNDERS / R SAUNDERS	<b>2:13.648</b>	14:51:51.829	4	Baker HONDA
23	J SAUNDERS / R SAUNDERS	<b>2:13.584</b>	14:56:20.619	6	Baker HONDA

#### Leader History

NO	NAME	FROM LAP	LAPS LED	DISTANCE	VEHICLE
23	J SAUNDERS / R SAUNDERS	1	7	20.78 miles	Baker HONDA



# BMCRC - MRO Championships 2022 - Rnd 3 @ Snetterton 300

## BMCRC-RKB F1 & F2 Sidecars

### RACE 13 - STATISTICS

**CLASS : BSB**

3 Starters

#### Fastest Lap History

NO	NAME	LAP TIME	TIME OF DAY	LAP	VEHICLE
70	ARCHER / HYDE	<b>2:06.535</b>	14:47:09.795	2	RS YAM 600
70	ARCHER / HYDE	<b>2:05.250</b>	14:49:15.045	3	RS YAM 600
70	ARCHER / HYDE	<b>2:05.136</b>	14:53:26.045	5	RS YAM 600

#### Leader History

NO	NAME	FROM LAP	LAPS LED	DISTANCE	VEHICLE
70	ARCHER / HYDE	1	7	20.78 miles	RS YAM 600



# **BMCRC THUNDERBIKE SPORT & BMCRC ROOKIE MINITWINS**

**Supported by Steve Jordan Motorcycles**



**BMCRC-MRO Championships - Round 3**

**Snetterton 300**

**7<sup>th</sup> / 8<sup>th</sup> May 2022**



Timing & Results Provided by Timing Solutions Ltd

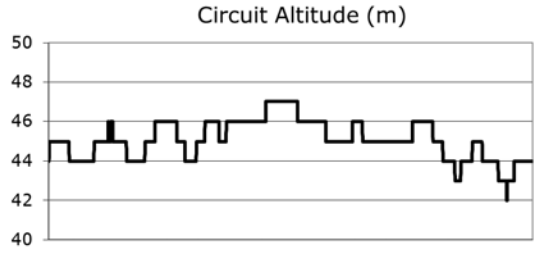
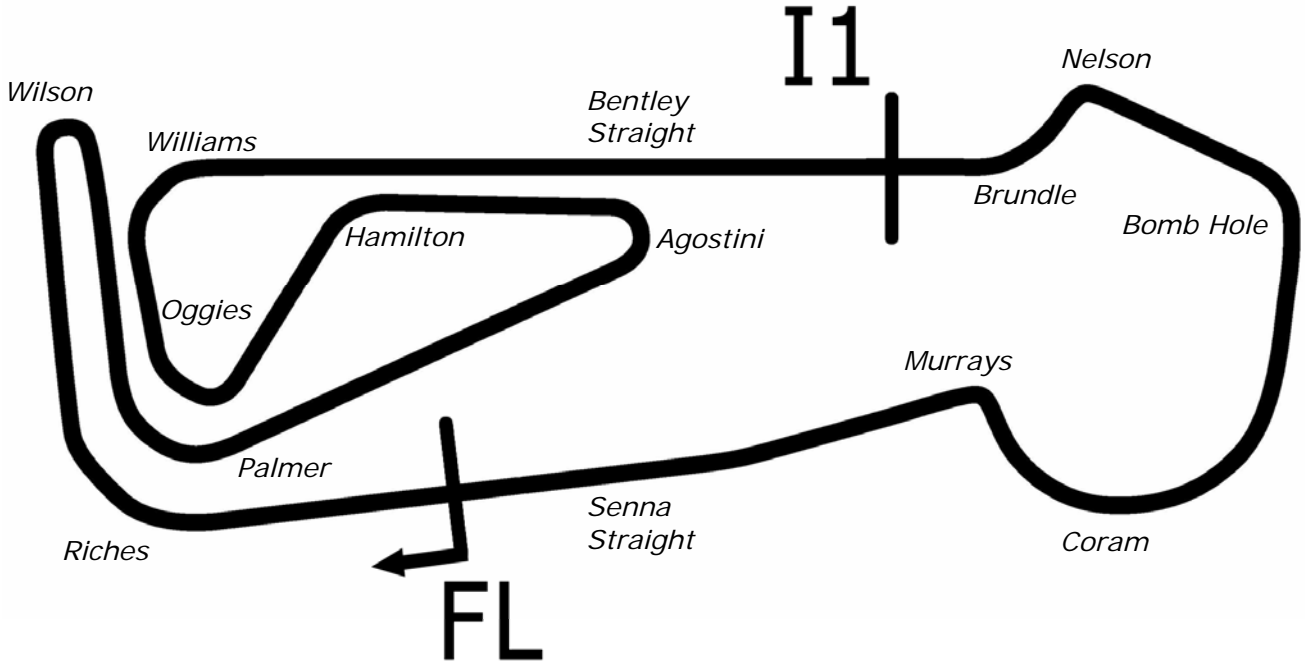
[www.tsl-timing.com](http://www.tsl-timing.com)

# Snetterton 300



SPORTS TIMING

TIMING SOLUTIONS LTD



Length	2.9689 miles	4778.0 m	
FL		52.46340 N	0.94476 E
I1	3198m	52.46617 N	0.94964 E
Pit Entry	4572m	52.46364 N	0.94774 E
Pit Exit	40m after FL	52.46338 N	0.94420 E
Pit Entry-Pit Exit 246m, 17.7s @50kph, 14.7s @60kph			

All results available at [www.tsl-timing.com](http://www.tsl-timing.com)

# BMCRC - MRO Championships 2022 - Rnd 3 @ Snetterton 300



## BMCRC Thunderbike Sport & Rookie Minitwins

### QUALIFYING - CLASSIFICATION

POS	NO	CL	PIC NAME	ENTRY	TIME	ON	LAPS	GAP	DIFF	MPH
1	54		1 Adam JAMISON	Yamaha R6 - Team AJR	2:08.860	4	4			82.94
2	292	R	1 Tommi CALDWELL	Yamaha YZF-R6 - DART Motorsport - California Supert	2:08.983	5	5	0.123	0.123	82.86
3	81		2 Malvern MAY	Honda CBR600RR - IMP racing	2:11.522	4	6	2.662	2.539	81.26
4	69		3 Tony RUSSO	Yamaha R6 - Wymark Lubricants	2:12.598	4	5	3.738	1.076	80.60
5	48		4 Shaun WALLIS	Yamaha R6 - MBC Despatch Racing	2:12.876	4	6	4.016	0.278	80.43
6	117	RMT	1 Brandon WRIGHT	Suzuki SV 650 - OneEliquids.com	2:13.466	6	6	4.606	0.590	80.08
7	58		5 Mark LAWSON	Honda CBR - Crawfords metal detectors	2:13.711	4	5	4.851	0.245	79.93
8	43		6 Colin WALKEY	Kawasaki ZX6R G2 - ELP Racing	2:13.743	6	6	4.883	0.032	79.91
9	72	R	2 Luke LAWSON	Yamaha R6 - Bloom Valley Ltd - Farm Shop & Event Ce	2:13.787	3	6	4.927	0.044	79.88
10	75		7 Stewart MAY	Honda CBR600F3 - Moths in the wallet	2:14.153	4	4	5.293	0.366	79.67
11	25		8 Harrison DAY	Yamaha R6 -	2:15.354	4	5	6.494	1.201	78.96
12	84		9 Ricardo BRANCO	Yamaha R6 - IMP Racing	2:16.235	4	5	7.375	0.881	78.45
13	99	RMT	2 Roger PARKES	Suzuki SV650 - Simply Owners Ltd	2:17.441	5	5	8.581	1.206	77.76
14	133	R	3 Robert BECKETT	Suzuki GSXR -	2:18.905	5	5	10.045	1.464	76.94
15	138		10 Craig JARMIN	Suzuki SV650 - SK PreP	2:20.954	5	5	12.094	2.049	75.82
16	61	RMT	3 Nick HOLMES	Suzuki SV650 -	2:22.519	5	5	13.659	1.565	74.99
17	744	RMT	4 Gary ANDERSON	Suzuki SV650 - A&M MOT Services. Guildford	2:22.652	5	5	13.792	0.133	74.92
18	139		11 Rob MARLEY	Honda CBR600F3 - PearTree Racing	2:24.883	5	5	16.023	2.231	73.77
19	624		12 Matthew FEDRICK	Yamaha R6 - Matthew Fedrick farriers ltd/ Palmer Race	2:25.046	3	3	16.186	0.163	73.68
20	78	RMT	5 Tim FRAMPTON	Suzuki SV650 - K66	2:25.309	5	5	16.449	0.263	73.55
21	152	RMT	6 Samuel DOWNES	Suzuki SV650 -	2:25.700	5	5	16.840	0.391	73.35
22	116		13 Gareth FAITH	Suzuki SV650 - Sitramoto	2:26.938	5	5	18.078	1.238	72.73
23	45	RMT	7 Terence QUINCE	Suzuki SV650 - K&Q	2:28.372	5	5	19.512	1.434	72.03
24	52	RMT	8 Stephen BAYLEY	Suzuki SV650 - Mander Organ Builders Racing	2:30.688	5	5	21.828	2.316	70.92
25	189	RMT	9 Martin SIGGINS	Suzuki SV650 - Siggins Property Services	2:30.990	3	4	22.130	0.302	70.78
26	90	R	4 Marco STRILLOZZI	Yamaha R6 - KLUAPP.COM	2:31.198	5	5	22.338	0.208	70.68
27	49		14 Oli CHAYTOR	Honda CBR F4i - PearTree Racing	2:31.416	5	5	22.556	0.218	70.58
28	737		15 Vincent LEWIN	Honda CBR600F3 - VINITWINRACING.CO.UK	2:34.835	2	3	25.975	3.419	69.02
29	627	RMT	10 Aaron MONK	Suzuki SV650 - flyaspitfire.co.uk	2:42.915	2	2	34.055	8.080	65.60

Weather / Track : Cloudy / Dry

These results are provisional until the conclusion of any judicial and technical matters.

Snetterton 300: 2.9689 miles

Date: 07/05/2022 Start: 11:43 Finish: 11:55

Clerk Of Course :	Stewards :	Timekeeper : Craig Smith
-------------------	------------	--------------------------

Results can be found at [www.tsl-timing.com](http://www.tsl-timing.com)

Printed - 11:59 Saturday, 07 May 2022



# BMCRC - MRO Championships 2022 - Rnd 3 @ Snetterton 300

## BMCRC Thunderbike Sport & Rookie Minitwins

### QUALIFYING - SECTOR ANALYSIS



SECTOR 1 = FL to I1, SECTOR 2 = I1 to FL, DIFF = Difference To Personal Best Lap, P = Crossed Finish Line in Pit Lane, D = Time Disallowed

P1 54		Adam JAMISON		Yamaha R6 - Team AJR		
IDEAL LAP TIME : 2:08.190		BEST LAP TIME : 2:08.860		DIFFERENCE : 0.670		
LAP	SECTOR 1	SECTOR 2	LAP TIME	MPH	DIFF	TIME OF DAY
1 -	1:31.670	43.956	2:15.626	78.80	6.766	11:45:59.383
2 -	1:26.910	43.574	2:10.484 (3)	81.91	1.624	11:48:09.867
3 -	1:25.831	<b>43.086</b>	2:08.917 (2)	82.90	0.057	11:50:18.784
4 -	1:25.647	43.213	<b>2:08.860 (1)</b>	<b>82.94</b>		<b>11:52:27.644</b>

P2 292 R		Tommi CALDWELL		Yamaha YZF-R6 - DART Motorsport - California Superbike Schc		
IDEAL LAP TIME : 2:08.983		BEST LAP TIME : 2:08.983		DIFFERENCE : 0.000		
LAP	SECTOR 1	SECTOR 2	LAP TIME	MPH	DIFF	TIME OF DAY
1 -	1:38.637	47.463	2:26.100	73.15	17.117	11:46:16.522
2 -	1:28.013	44.573	2:12.586	80.61	3.603	11:48:29.108
3 -	1:26.524	44.083	2:10.607 (3)	81.83	1.624	11:50:39.715
4 -	1:26.873	43.633	2:10.506 (2)	81.89	1.523	11:52:50.221
5 -	<b>1:25.769</b>	<b>43.214</b>	<b>2:08.983 (1)</b>	<b>82.86</b>		<b>11:54:59.204</b>

P3 81		Malvern MAY		Honda CBR600RR - IMP racing		
IDEAL LAP TIME : 2:11.522		BEST LAP TIME : 2:11.522		DIFFERENCE : 0.000		
LAP	SECTOR 1	SECTOR 2	LAP TIME	MPH	DIFF	TIME OF DAY
1 -	1:40.352	48.045	2:28.397	72.02	16.875	11:46:17.198
2 -	1:33.247	44.747	2:17.994	77.45	6.472	11:48:35.192
3 -	1:30.516	45.606	2:16.122	78.51	4.600	11:50:51.314
4 -	<b>1:28.161</b>	<b>43.361</b>	<b>2:11.522 (1)</b>	<b>81.26</b>		<b>11:53:02.836</b>
5 -	1:28.991	43.900	2:12.891 (2)	80.42	1.369	11:55:15.727
6 -	1:29.123	45.306	2:14.429 (3)	79.50	2.907	11:57:30.156

P4 69		Tony RUSSO		Yamaha R6 - Wymark Lubricants		
IDEAL LAP TIME : 2:11.954		BEST LAP TIME : 2:12.598		DIFFERENCE : 0.644		
LAP	SECTOR 1	SECTOR 2	LAP TIME	MPH	DIFF	TIME OF DAY
1 -	1:40.154	49.428	2:29.582	71.45	16.984	11:46:15.642
2 -	1:34.432	44.606	2:19.038	76.87	6.440	11:48:34.680
3 -	1:30.393	<b>44.109</b>	2:14.502 (3)	79.46	1.904	11:50:49.182
4 -	<b>1:27.845</b>	44.753	<b>2:12.598 (1)</b>	<b>80.60</b>		<b>11:53:01.780</b>
5 -	1:28.364	44.787	2:13.151 (2)	80.27	0.553	11:55:14.931

P5 48		Shaun WALLIS		Yamaha R6 - MBC Despatch Racing		
IDEAL LAP TIME : 2:12.876		BEST LAP TIME : 2:12.876		DIFFERENCE : 0.000		
LAP	SECTOR 1	SECTOR 2	LAP TIME	MPH	DIFF	TIME OF DAY
1 -	1:33.647	47.694	2:21.341	75.61	8.465	11:46:05.116
2 -	1:28.876	45.652	2:14.528	79.44	1.652	11:48:19.644
3 -	1:28.697	46.440	2:15.137	79.09	2.261	11:50:34.781
4 -	<b>1:27.290</b>	<b>45.586</b>	<b>2:12.876 (1)</b>	<b>80.43</b>		<b>11:52:47.657</b>
5 -	1:28.424	45.862	2:14.286 (2)	79.59	1.410	11:55:01.943
6 -	1:27.966	46.372	2:14.338 (3)	79.56	1.462	11:57:16.281

P6 117 RMT		Brandon WRIGHT		Suzuki SV 650 - OneEliquids.com		
IDEAL LAP TIME : 2:13.002		BEST LAP TIME : 2:13.466		DIFFERENCE : 0.464		
LAP	SECTOR 1	SECTOR 2	LAP TIME	MPH	DIFF	TIME OF DAY
1 -	1:39.768	48.548	2:28.316	72.06	14.850	11:46:16.331
2 -	1:31.483	45.621	2:17.104	77.95	3.638	11:48:33.435
3 -	1:29.347	45.658	2:15.005	79.16	1.539	11:50:48.440
4 -	1:29.000	45.333	2:14.333 (3)	79.56	0.867	11:53:02.773
5 -	1:30.051	<b>44.279</b>	2:14.330 (2)	79.56	0.864	11:55:17.103
6 -	<b>1:28.723</b>	44.743	<b>2:13.466 (1)</b>	<b>80.08</b>		<b>11:57:30.569</b>

# BMCRC - MRO Championships 2022 - Rnd 3 @ Snetterton 300

## BMCRC Thunderbike Sport & Rookie Minitwins

### QUALIFYING - SECTOR ANALYSIS



SECTOR 1 = FL to I1, SECTOR 2 = I1 to FL, DIFF = Difference To Personal Best Lap, P = Crossed Finish Line in Pit Lane, D = Time Disallowed

P7 58		Mark LAWSON		Honda CBR - Crawfords metal detectors		
IDEAL LAP TIME : 2:13.467		BEST LAP TIME : 2:13.711		DIFFERENCE : 0.244		
LAP	SECTOR 1	SECTOR 2	LAP TIME	MPH	DIFF	TIME OF DAY
1 -	1:43.908	47.252	2:31.160	70.70	17.449	11:46:21.492
2 -	1:34.207	45.671	2:19.878	76.41	6.167	11:48:41.370
3 -	<b>1:28.774</b>	45.152	2:13.926 (2)	79.80	0.215	11:50:55.296
4 -	1:29.018	<b>44.693</b>	<b>2:13.711 (1)</b>	<b>79.93</b>		<b>11:53:09.007</b>
5 -	1:30.073	45.876	2:15.949 (3)	78.61	2.238	11:55:24.956

P8 43		Colin WALKEY		Kawasaki ZX6R G2 - ELP Racing		
IDEAL LAP TIME : 2:13.743		BEST LAP TIME : 2:13.743		DIFFERENCE : 0.000		
LAP	SECTOR 1	SECTOR 2	LAP TIME	MPH	DIFF	TIME OF DAY
1 -	1:35.209	46.896	2:22.105	75.21	8.362	11:46:06.887
2 -	1:30.721	45.483	2:16.204	78.47	2.461	11:48:23.091
3 -	1:29.736	45.235	2:14.971 (3)	79.18	1.228	11:50:38.062
4 -	1:30.314	44.497	2:14.811 (2)	79.28	1.068	11:52:52.873
5 -	1:29.898	45.789	2:15.687	78.77	1.944	11:55:08.560
6 -	<b>1:29.333</b>	<b>44.410</b>	<b>2:13.743 (1)</b>	<b>79.91</b>		<b>11:57:22.303</b>

P9 72 R		Luke LAWSON		Yamaha R6 - Bloom Valley Ltd - Farm Shop & Event Catering		
IDEAL LAP TIME : 2:12.901		BEST LAP TIME : 2:13.787		DIFFERENCE : 0.886		
LAP	SECTOR 1	SECTOR 2	LAP TIME	MPH	DIFF	TIME OF DAY
1 -	1:39.860	47.975	2:27.835	72.29	14.048	11:46:17.178
2 -	1:30.940	45.157	2:16.097	78.53	2.310	11:48:33.275
3 -	1:28.323	45.464	<b>2:13.787 (1)</b>	<b>79.88</b>		<b>11:50:47.062</b>
4 -	1:29.498	<b>44.705</b>	2:14.203 (3)	79.64	0.416	11:53:01.265
5 -	<b>1:28.196</b>	45.620	2:13.816 (2)	79.87	0.029	11:55:15.081
6 -	1:28.638	45.812	2:14.450	79.49	0.663	11:57:29.531

P10 75		Stewart MAY		Honda CBR600F3 - Moths in the wallet		
IDEAL LAP TIME : 2:13.804		BEST LAP TIME : 2:14.153		DIFFERENCE : 0.349		
LAP	SECTOR 1	SECTOR 2	LAP TIME	MPH	DIFF	TIME OF DAY
1 -	1:38.089	46.253	2:24.342	74.04	10.189	11:46:10.866
2 -	1:29.852	45.697	2:15.549 (3)	78.85	1.396	11:48:26.415
3 -	1:29.478	<b>45.024</b>	2:14.502 (2)	79.46	0.349	11:50:40.917
4 -	<b>1:28.780</b>	45.373	<b>2:14.153 (1)</b>	<b>79.67</b>		<b>11:52:55.070</b>

P11 25		Harrison DAY		Yamaha R6 -		
IDEAL LAP TIME : 2:15.354		BEST LAP TIME : 2:15.354		DIFFERENCE : 0.000		
LAP	SECTOR 1	SECTOR 2	LAP TIME	MPH	DIFF	TIME OF DAY
1 -	1:39.893	49.963	2:29.856	71.32	14.502	11:46:15.080
2 -	1:35.152	46.394	2:21.546	75.50	6.192	11:48:36.626
3 -	1:30.888	46.218	2:17.106 (3)	77.95	1.752	11:50:53.732
4 -	<b>1:30.005</b>	<b>45.349</b>	<b>2:15.354 (1)</b>	<b>78.96</b>		<b>11:53:09.086</b>
5 -	1:30.689	46.026	2:16.715 (2)	78.17	1.361	11:55:25.801

P12 84		Ricardo BRANCO		Yamaha R6 - IMP Racing		
IDEAL LAP TIME : 2:16.235		BEST LAP TIME : 2:16.235		DIFFERENCE : 0.000		
LAP	SECTOR 1	SECTOR 2	LAP TIME	MPH	DIFF	TIME OF DAY
1 -	1:38.153	49.697	2:27.850	72.29	11.615	11:46:15.337
2 -	1:31.259	46.975	2:18.234	77.31	1.999	11:48:33.571
3 -	1:31.182	46.726	2:17.908 (3)	77.50	1.673	11:50:51.479
4 -	<b>1:30.249</b>	<b>45.986</b>	<b>2:16.235 (1)</b>	<b>78.45</b>		<b>11:53:07.714</b>
5 -	1:30.898	46.000	2:16.898 (2)	78.07	0.663	11:55:24.612

# BMCRC - MRO Championships 2022 - Rnd 3 @ Snetterton 300

## BMCRC Thunderbike Sport & Rookie Minitwins

### QUALIFYING - SECTOR ANALYSIS



SECTOR 1 = FL to I1, SECTOR 2 = I1 to FL, DIFF = Difference To Personal Best Lap, P = Crossed Finish Line in Pit Lane, D = Time Disallowed

P13 99 RMT Roger PARKES		Suzuki SV650 - Simply Owners Ltd				
IDEAL LAP TIME : 2:17.441		BEST LAP TIME : 2:17.441		DIFFERENCE : 0.000		
LAP	SECTOR 1	SECTOR 2	LAP TIME	MPH	DIFF	TIME OF DAY
1 -	1:42.316	48.077	2:30.393	71.06	12.952	11:46:21.279
2 -	1:34.035	46.162	2:20.197	76.23	2.756	11:48:41.476
3 -	1:31.624	46.697	2:18.321 (3)	77.27	0.880	11:50:59.797
4 -	1:31.549	46.534	2:18.083 (2)	77.40	0.642	11:53:17.880
5 -	<b>1:31.511</b>	<b>45.930</b>	<b>2:17.441 (1)</b>	<b>77.76</b>		<b>11:55:35.321</b>

P14 133 R Robert BECKETT		Suzuki GSXR -				
IDEAL LAP TIME : 2:18.664		BEST LAP TIME : 2:18.905		DIFFERENCE : 0.241		
LAP	SECTOR 1	SECTOR 2	LAP TIME	MPH	DIFF	TIME OF DAY
1 -	1:44.363	49.476	2:33.839	69.47	14.934	11:46:23.685
2 -	1:34.941	47.696	2:22.637	74.93	3.732	11:48:46.322
3 -	1:33.078	47.794	2:20.872 (3)	75.87	1.967	11:51:07.194
4 -	1:32.599	<b>46.498</b>	2:19.097 (2)	76.83	0.192	11:53:26.291
5 -	<b>1:32.166</b>	46.739	<b>2:18.905 (1)</b>	<b>76.94</b>		<b>11:55:45.196</b>

P15 138 Craig JARMIN		Suzuki SV650 - SK PreP				
IDEAL LAP TIME : 2:20.954		BEST LAP TIME : 2:20.954		DIFFERENCE : 0.000		
LAP	SECTOR 1	SECTOR 2	LAP TIME	MPH	DIFF	TIME OF DAY
1 -	1:44.466	50.010	2:34.476	69.18	13.522	11:46:49.778
2 -	1:39.964	48.874	2:28.838	71.81	7.884	11:49:18.616
3 -	1:34.929	47.553	2:22.482 (2)	75.01	1.528	11:51:41.098
4 -	1:34.824	47.878	2:22.702 (3)	74.89	1.748	11:54:03.800
5 -	<b>1:34.483</b>	<b>46.471</b>	<b>2:20.954 (1)</b>	<b>75.82</b>		<b>11:56:24.754</b>

P16 61 RMT Nick HOLMES		Suzuki SV650 -				
IDEAL LAP TIME : 2:22.279		BEST LAP TIME : 2:22.519		DIFFERENCE : 0.240		
LAP	SECTOR 1	SECTOR 2	LAP TIME	MPH	DIFF	TIME OF DAY
1 -	1:52.049	51.236	2:43.285	65.45	20.766	11:46:38.158
2 -	1:38.573	49.466	2:28.039	72.19	5.520	11:49:06.197
3 -	1:37.087	48.573	2:25.660 (3)	73.37	3.141	11:51:31.857
4 -	<b>1:35.030</b>	49.502	2:24.532 (2)	73.94	2.013	11:53:56.389
5 -	1:35.270	<b>47.249</b>	<b>2:22.519 (1)</b>	<b>74.99</b>		<b>11:56:18.908</b>

P17 744 RMT Gary ANDERSON		Suzuki SV650 - A&M MOT Services. Guildford				
IDEAL LAP TIME : 2:22.652		BEST LAP TIME : 2:22.652		DIFFERENCE : 0.000		
LAP	SECTOR 1	SECTOR 2	LAP TIME	MPH	DIFF	TIME OF DAY
1 -	1:48.864	55.935	2:44.799	64.85	22.147	11:46:44.739
2 -	1:38.361	49.890	2:28.251	72.09	5.599	11:49:12.990
3 -	1:35.189	49.220	2:24.409 (2)	74.01	1.757	11:51:37.399
4 -	1:34.855	51.684	2:26.539 (3)	72.93	3.887	11:54:03.938
5 -	<b>1:34.699</b>	<b>47.953</b>	<b>2:22.652 (1)</b>	<b>74.92</b>		<b>11:56:26.590</b>

P18 139 Rob MARLEY		Honda CBR600F3 - PearTree Racing				
IDEAL LAP TIME : 2:24.883		BEST LAP TIME : 2:24.883		DIFFERENCE : 0.000		
LAP	SECTOR 1	SECTOR 2	LAP TIME	MPH	DIFF	TIME OF DAY
1 -	1:51.312	54.657	2:45.969	64.39	21.086	11:46:41.255
2 -	1:40.973	52.109	2:33.082	69.81	8.199	11:49:14.337
3 -	1:37.387	50.685	2:28.072 (3)	72.18	3.189	11:51:42.409
4 -	1:36.353	50.391	2:26.744 (2)	72.83	1.861	11:54:09.153
5 -	<b>1:35.758</b>	<b>49.125</b>	<b>2:24.883 (1)</b>	<b>73.77</b>		<b>11:56:34.036</b>

# BMCRC - MRO Championships 2022 - Rnd 3 @ Snetterton 300

## BMCRC Thunderbike Sport & Rookie Minitwins

### QUALIFYING - SECTOR ANALYSIS



SECTOR 1 = FL to I1, SECTOR 2 = I1 to FL, DIFF = Difference To Personal Best Lap, P = Crossed Finish Line in Pit Lane, D = Time Disallowed

P19 624		Matthew FEDRICK		Yamaha R6 - Matthew Fedrick farriers ltd/ Palmer Race Skool			
IDEAL LAP TIME : 2:25.046		BEST LAP TIME : 2:25.046		DIFFERENCE : 0.000			
LAP	SECTOR 1	SECTOR 2	LAP TIME	MPH	DIFF	TIME OF DAY	
1 -		IN PIT	7:28.507	P 23.83	5:03.461	11:51:15.852	
2 -	OUTLAP	54.696	2:48.722	63.34	23.676	11:54:04.574	
3 -	<b>1:37.172</b>	<b>47.874</b>	<b>2:25.046 (1)</b>	<b>73.68</b>		<b>11:56:29.620</b>	

P20 78 RMT		Tim FRAMPTON		Suzuki SV650 - K66			
IDEAL LAP TIME : 2:25.309		BEST LAP TIME : 2:25.309		DIFFERENCE : 0.000			
LAP	SECTOR 1	SECTOR 2	LAP TIME	MPH	DIFF	TIME OF DAY	
1 -	1:52.651	55.303	2:47.954	63.63	22.645	11:46:43.435	
2 -	1:37.744	48.895	2:26.639 (3)	72.88	1.330	11:49:10.074	
3 -	1:37.471	48.801	2:26.272 (2)	73.06	0.963	11:51:36.346	
4 -	1:36.670	51.651	2:28.321	72.06	3.012	11:54:04.667	
5 -	<b>1:36.605</b>	<b>48.704</b>	<b>2:25.309 (1)</b>	<b>73.55</b>		<b>11:56:29.976</b>	

P21 152 RMT		Samuel DOWNES		Suzuki SV650 -			
IDEAL LAP TIME : 2:25.165		BEST LAP TIME : 2:25.700		DIFFERENCE : 0.535			
LAP	SECTOR 1	SECTOR 2	LAP TIME	MPH	DIFF	TIME OF DAY	
1 -	1:50.219	52.322	2:42.541	65.75	16.841	11:46:33.797	
2 -	1:41.796	51.100	2:32.896	69.90	7.196	11:49:06.693	
3 -	1:38.390	<b>49.033</b>	2:27.423 (2)	72.49	1.723	11:51:34.116	
4 -	1:37.976	50.762	2:28.738 (3)	71.85	3.038	11:54:02.854	
5 -	<b>1:36.132</b>	49.568	<b>2:25.700 (1)</b>	<b>73.35</b>		<b>11:56:28.554</b>	

P22 116		Gareth FAITH		Suzuki SV650 - Sitramoto			
IDEAL LAP TIME : 2:26.248		BEST LAP TIME : 2:26.938		DIFFERENCE : 0.690			
LAP	SECTOR 1	SECTOR 2	LAP TIME	MPH	DIFF	TIME OF DAY	
1 -	1:55.644	56.965	2:52.609	61.92	25.671	11:46:45.222	
2 -	1:44.378	52.125	2:36.503	68.29	9.565	11:49:21.725	
3 -	1:38.515	49.972	2:28.487 (3)	71.97	1.549	11:51:50.212	
4 -	<b>1:37.425</b>	49.963	2:27.388 (2)	72.51	0.450	11:54:17.600	
5 -	1:38.115	<b>48.823</b>	<b>2:26.938 (1)</b>	<b>72.73</b>		<b>11:56:44.538</b>	

P23 45 RMT		Terence QUINCE		Suzuki SV650 - K&Q			
IDEAL LAP TIME : 2:28.372		BEST LAP TIME : 2:28.372		DIFFERENCE : 0.000			
LAP	SECTOR 1	SECTOR 2	LAP TIME	MPH	DIFF	TIME OF DAY	
1 -	1:53.256	52.931	2:46.187	64.31	17.815	11:46:35.629	
2 -	1:41.621	50.615	2:32.236	70.20	3.864	11:49:07.865	
3 -	1:39.933	50.860	2:30.793 (3)	70.87	2.421	11:51:38.658	
4 -	1:38.568	49.933	2:28.501 (2)	71.97	0.129	11:54:07.159	
5 -	<b>1:38.495</b>	<b>49.877</b>	<b>2:28.372 (1)</b>	<b>72.03</b>		<b>11:56:35.531</b>	

P24 52 RMT		Stephen BAYLEY		Suzuki SV650 - Mander Organ Builders Racing			
IDEAL LAP TIME : 2:30.524		BEST LAP TIME : 2:30.688		DIFFERENCE : 0.164			
LAP	SECTOR 1	SECTOR 2	LAP TIME	MPH	DIFF	TIME OF DAY	
1 -	1:52.357	54.140	2:46.497	64.19	15.809	11:46:48.193	
2 -	1:42.285	52.860	2:35.145	68.89	4.457	11:49:23.338	
3 -	1:42.078	52.411	2:34.489 (3)	69.18	3.801	11:51:57.827	
4 -	<b>1:39.334</b>	51.900	2:31.234 (2)	70.67	0.546	11:54:29.061	
5 -	1:39.498	<b>51.190</b>	<b>2:30.688 (1)</b>	<b>70.92</b>		<b>11:56:59.749</b>	



# BMCRC - MRO Championships 2022 - Rnd 3 @ Snetterton 300

## BMCRC Thunderbike Sport & Rookie Minitwins

### QUALIFYING - SECTOR ANALYSIS



SECTOR 1 = FL to I1, SECTOR 2 = I1 to FL, DIFF = Difference To Personal Best Lap, P = Crossed Finish Line in Pit Lane, D = Time Disallowed

P25 189 RMT		Martin SIGGINS		Suzuki SV650 - Siggins Property Services			
IDEAL LAP TIME : 2:30.990		BEST LAP TIME : 2:30.990		DIFFERENCE : 0.000			
LAP	SECTOR 1	SECTOR 2	LAP TIME	MPH	DIFF	TIME OF DAY	
1 -	1:44.705	51.912	2:36.617	68.24	5.627	11:46:20.698	
2 -	1:41.873	50.579	2:32.452 (2)	70.10	1.462	11:48:53.150	
3 -	<b>1:40.527</b>	<b>50.463</b>	<b>2:30.990 (1)</b>	<b>70.78</b>		<b>11:51:24.140</b>	
4 -	1:42.171	50.583	2:32.754 (3)	69.96	1.764	11:53:56.894	

P26 90 R		Marco STRILLOZZI		Yamaha R6 - KLUAPP.COM			
IDEAL LAP TIME : 2:30.583		BEST LAP TIME : 2:31.198		DIFFERENCE : 0.615			
LAP	SECTOR 1	SECTOR 2	LAP TIME	MPH	DIFF	TIME OF DAY	
1 -	1:55.195	54.914	2:50.109	62.83	18.911	11:46:49.630	
2 -	1:41.934	54.168	2:36.102	68.46	4.904	11:49:25.732	
3 -	<b>1:40.684</b>	54.945	2:35.629 (3)	68.67	4.431	11:52:01.361	
4 -	1:41.942	52.671	2:34.613 (2)	69.12	3.415	11:54:35.974	
5 -	1:41.299	<b>49.899</b>	<b>2:31.198 (1)</b>	<b>70.68</b>		<b>11:57:07.172</b>	

P27 49		Oli CHAYTOR		Honda CBR F4I - PearTree Racing			
IDEAL LAP TIME : 2:31.416		BEST LAP TIME : 2:31.416		DIFFERENCE : 0.000			
LAP	SECTOR 1	SECTOR 2	LAP TIME	MPH	DIFF	TIME OF DAY	
1 -	1:58.196	57.203	2:55.399	60.93	23.983	11:46:44.500	
2 -	1:44.080	53.491	2:37.571 (3)	67.83	6.155	11:49:22.071	
3 -	1:42.747	52.209	2:34.956 (2)	68.97	3.540	11:51:57.027	
4 -	1:45.864	52.454	2:38.318	67.51	6.902	11:54:35.345	
5 -	<b>1:39.916</b>	<b>51.500</b>	<b>2:31.416 (1)</b>	<b>70.58</b>		<b>11:57:06.761</b>	

P28 737		Vincent LEWIN		Honda CBR600F3 - VINITWINRACING.CO.UK			
IDEAL LAP TIME : 2:34.352		BEST LAP TIME : 2:34.835		DIFFERENCE : 0.483			
LAP	SECTOR 1	SECTOR 2	LAP TIME	MPH	DIFF	TIME OF DAY	
1 -	1:57.124	55.751	2:52.875 (3)	61.82	18.040	11:46:51.418	
2 -	<b>1:41.000</b>	53.835	<b>2:34.835 (1)</b>	<b>69.02</b>		<b>11:49:26.253</b>	
3 -	1:41.770	<b>53.352</b>	2:35.122 (2)	68.90	0.287	11:52:01.375	

P29 627 RMT		Aaron MONK		Suzuki SV650 - flyaspitfire.co.uk			
IDEAL LAP TIME : 2:42.915		BEST LAP TIME : 2:42.915		DIFFERENCE : 0.000			
LAP	SECTOR 1	SECTOR 2	LAP TIME	MPH	DIFF	TIME OF DAY	
1 -	1:56.851	56.934	2:53.785 (2)	61.50	10.870	11:46:51.296	
2 -	<b>1:48.189</b>	<b>54.726</b>	<b>2:42.915 (1)</b>	<b>65.60</b>		<b>11:49:34.211</b>	

# BMCRC - MRO Championships 2022 - Rnd 3 @ Snetterton 300

## BMCRC Thunderbike Sport & Rookie Minitwins

### QUALIFYING - BEST SECTORS

SECTOR 1				SECTOR 2				IDEAL / BEST COMPARISON				
POS	NO	NAME	TIME	NO	NAME	TIME	POS	NO	NAME	IDEAL	BEST	DIFF
1	54	JAMISON	1:25.104	54	JAMISON	43.086	1	54	JAMISON	2:08.190	2:08.860	0.670
2	292	CALDWELL	1:25.769	292	CALDWELL	43.214	2	292	CALDWELL	2:08.983	2:08.983	0.000
3	48	WALLIS	1:27.290	81	MAY	43.361	3	81	MAY	2:11.522	2:11.522	0.000
4	69	RUSSO	1:27.845	69	RUSSO	44.109	4	69	RUSSO	2:11.954	2:12.598	0.644
5	81	MAY	1:28.161	117	WRIGHT	44.279	5	48	WALLIS	2:12.876	2:13.787	0.911
6	72	LAWSON	1:28.196	43	WALKEY	44.410	6	72	LAWSON	2:12.901	2:13.787	0.886
7	117	WRIGHT	1:28.723	58	LAWSON	44.693	7	117	WRIGHT	2:13.002	2:13.466	0.464
8	58	LAWSON	1:28.774	72	LAWSON	44.705	8	58	LAWSON	2:13.467	2:13.711	0.244
9	75	MAY	1:28.780	75	MAY	45.024	9	43	WALKEY	2:13.743	2:13.743	0.000
10	43	WALKEY	1:29.333	25	DAY	45.349	10	75	MAY	2:13.804	2:14.153	0.349
11	25	DAY	1:30.005	48	WALLIS	45.586	11	25	DAY	2:15.354	2:15.354	0.000
12	84	BRANCO	1:30.249	99	PARKES	45.930	12	84	BRANCO	2:16.235	2:16.235	0.000
13	99	PARKES	1:31.511	84	BRANCO	45.986	13	99	PARKES	2:17.441	2:17.441	0.000
14	133	BECKETT	1:32.166	138	JARMIN	46.471	14	133	BECKETT	2:18.664	2:18.905	0.241
15	138	JARMIN	1:34.483	133	BECKETT	46.498	15	138	JARMIN	2:20.954	2:20.954	0.000
16	744	ANDERSON	1:34.699	61	HOLMES	47.249	16	61	HOLMES	2:22.279	2:22.519	0.240
17	61	HOLMES	1:35.030	624	FEDRICK	47.874	17	744	ANDERSON	2:22.652	2:22.652	0.000
18	139	MARLEY	1:35.758	744	ANDERSON	47.953	18	139	MARLEY	2:24.883	2:24.883	0.000
19	152	DOWNES	1:36.132	78	FRAMPTON	48.704	19	624	FEDRICK	2:25.046	2:25.046	0.000
20	78	FRAMPTON	1:36.605	116	FAITH	48.823	20	152	DOWNES	2:25.165	2:25.700	0.535
21	624	FEDRICK	1:37.172	152	DOWNES	49.033	21	78	FRAMPTON	2:25.309	2:25.309	0.000
22	116	FAITH	1:37.425	139	MARLEY	49.125	22	116	FAITH	2:26.248	2:26.938	0.690
23	45	QUINCE	1:38.495	45	QUINCE	49.877	23	45	QUINCE	2:28.372	2:28.372	0.000
24	52	BAYLEY	1:39.334	90	STRILLOZZI	49.899	24	52	BAYLEY	2:30.524	2:30.688	0.164
25	49	CHAYTOR	1:39.916	189	SIGGINS	50.463	25	90	STRILLOZZI	2:30.583	2:31.198	0.615
26	189	SIGGINS	1:40.527	52	BAYLEY	51.190	26	189	SIGGINS	2:30.990	2:30.990	0.000
27	90	STRILLOZZI	1:40.684	49	CHAYTOR	51.500	27	49	CHAYTOR	2:31.416	2:31.416	0.000
28	737	LEWIN	1:41.000	737	LEWIN	53.352	28	737	LEWIN	2:34.352	2:34.835	0.483
29	627	MONK	1:48.189	627	MONK	54.726	29	627	MONK	2:42.915	2:42.915	0.000

# BMCRC - MRO Championships 2022 - Rnd 3 @ Snetterton 300

## BMCRC Thunderbike Sport & Rookie Minitwins

### QUALIFYING - STATISTICS

**Competitors Started** 29  
**Planned Start** 2022-05-07 @ 11:33:00.000  
**Actual Start** 2022-05-07 @ 11:43:32.418  
**Finish Time** 2022-05-07 @ 11:55:19.275  
**Track Length** 2.9689mi.  
**Total Laps** 140  
**Total Distance Covered** 415.6476mi.

### Session Fastest Lap History

NO	CL	NAME	LAP TIME	TIME OF DAY	LAP	VEHICLE
54		Adam JAMISON	<b>2:15.626</b>	11:45:59.382	1	Yamaha R6
54		Adam JAMISON	<b>2:10.484</b>	11:48:09.867	2	Yamaha R6
54		Adam JAMISON	<b>2:08.917</b>	11:50:18.786	3	Yamaha R6
54		Adam JAMISON	<b>2:08.860</b>	11:52:27.644	4	Yamaha R6

### Flag History

TYPE	TIME OF DAY
GREEN	11:43:32.418
FINISH	11:55:19.275

### Flag Statistics

TYPE	COUNT	TOTAL LAPS	TOTAL TIME
Green	1	6	14:20.056
Red	0	0	0.000
Safety Car	0	0	0.000
FCY	0	0	0.000

# BMCRC - MRO Championships 2022 - Rnd 3 @ Snetterton 300

## BMCRC Thunderbike Sport & Rookie Minitwins

### QUALIFYING - STATISTICS

CLASS :

15 Starters

#### Fastest Lap History

NO	NAME	LAP TIME	TIME OF DAY	LAP	VEHICLE
54	Adam JAMISON	<b>2:15.626</b>	11:45:59.382	1	Yamaha R6
54	Adam JAMISON	<b>2:10.484</b>	11:48:09.867	2	Yamaha R6
54	Adam JAMISON	<b>2:08.917</b>	11:50:18.786	3	Yamaha R6
54	Adam JAMISON	<b>2:08.860</b>	11:52:27.644	4	Yamaha R6

# BMCRC - MRO Championships 2022 - Rnd 3 @ Snetterton 300

## BMCRC Thunderbike Sport & Rookie Minitwins

### QUALIFYING - STATISTICS

CLASS : R

4 Starters

#### Fastest Lap History

NO	NAME	LAP TIME	TIME OF DAY	LAP	VEHICLE
292	Tommi CALDWELL	<b>2:26.100</b>	11:46:16.526	1	Yamaha YZF-R6
292	Tommi CALDWELL	<b>2:12.586</b>	11:48:29.113	2	Yamaha YZF-R6
292	Tommi CALDWELL	<b>2:10.607</b>	11:50:39.720	3	Yamaha YZF-R6
292	Tommi CALDWELL	<b>2:10.506</b>	11:52:50.225	4	Yamaha YZF-R6
292	Tommi CALDWELL	<b>2:08.983</b>	11:54:59.209	5	Yamaha YZF-R6

# BMCRC - MRO Championships 2022 - Rnd 3 @ Snetterton 300

## BMCRC Thunderbike Sport & Rookie Minitwins

### QUALIFYING - STATISTICS

CLASS : RMT

10 Starters

#### Fastest Lap History

NO	NAME	LAP TIME	TIME OF DAY	LAP	VEHICLE
117	Brandon WRIGHT	<b>2:28.316</b>	11:46:16.337	1	Suzuki SV 650
117	Brandon WRIGHT	<b>2:17.104</b>	11:48:33.440	2	Suzuki SV 650
117	Brandon WRIGHT	<b>2:15.005</b>	11:50:48.445	3	Suzuki SV 650
117	Brandon WRIGHT	<b>2:14.333</b>	11:53:02.778	4	Suzuki SV 650
117	Brandon WRIGHT	<b>2:14.330</b>	11:55:17.109	5	Suzuki SV 650
117	Brandon WRIGHT	<b>2:13.466</b>	11:57:30.575	6	Suzuki SV 650

# BMCRC - MRO Championships 2022 - Rnd 3 @ Snetterton 300



## BMCRC Thunderbike Sport & Rookie Minitwins

### RACE 10 - GRID (5 Laps)

ROW 11	33		32	<b>186</b> Steve RICHARDS	31	<b>71</b> Colin CLUNE
ROW 10	30	<b>91</b> Ben WEST	29	2:42.915 <b>627</b> Aaron MONK	28	2:34.835 <b>737</b> Vincent LEWIN
ROW 9	27	2:31.416 <b>49</b> Oli CHAYTOR	26	2:31.198 <b>90</b> Marco STRILLOZZI	25	2:30.990 <b>189</b> Martin SIGGINS
ROW 8	24	2:30.688 <b>52</b> Stephen BAYLEY	23	2:28.372 <b>45</b> Terence QUINCE	22	2:26.938 <b>116</b> Gareth FAITH
ROW 7	21	2:25.700 <b>152</b> Samuel DOWNES	20	2:25.309 <b>78</b> Tim FRAMPTON	19	2:25.046 <b>624</b> Matthew FEDRICK
ROW 6	18	2:24.883 <b>139</b> Rob MARLEY	17	2:22.652 <b>744</b> Gary ANDERSON	16	2:22.519 <b>61</b> Nick HOLMES
ROW 5	15	2:20.954 <b>138</b> Craig JARMIN	14	2:18.905 <b>133</b> Robert BECKETT	13	2:17.441 <b>99</b> Roger PARKES
ROW 4	12	2:16.235 <b>84</b> Ricardo BRANCO	11	2:15.354 <b>25</b> Harrison DAY	10	2:14.153 <b>75</b> Stewart MAY
ROW 3	9	2:13.787 <b>72</b> Luke LAWSON	8	2:13.743 <b>43</b> Colin WALKEY	7	2:13.711 <b>58</b> Mark LAWSON
ROW 2	6	2:13.466 <b>117</b> Brandon WRIGHT	5	2:12.876 <b>48</b> Shaun WALLIS	4	2:12.598 <b>69</b> Tony RUSSO
ROW 1	3	2:11.522 <b>81</b> Malvern MAY	2	2:08.983 <b>292</b> Tommi CALDWELL	1	2:08.860 <b>54</b> Adam JAMISON
<b>Pole</b>						

Snetterton 300: 2.9689 miles

These results are provisional until the conclusion of any judicial and technical matters.

Clerk Of Course :	Stewards :	Timekeeper : Craig Smith
-------------------	------------	--------------------------

Results can be found at [www.tsl-timing.com](http://www.tsl-timing.com)

Printed - 12:00 Saturday, 07 May 2022



# BMCRC - MRO Championships 2022 - Rnd 3 @ Snetterton 300



## BMCRC Thunderbike Sport & Rookie Minitwins

### RACE 10 - CLASSIFICATION

POS	NO	CL	PIC NAME	ENTRY	LAPS	TIME	GAP	DIFF	MPH	BEST	ON
1	624		1 Matthew FEDRICK	Yamaha R6 - Matthew Fedrick farriers ltd/ Palmer R	5	10:38.496			83.69	2:04.303	5
2	54		2 Adam JAMISON	Yamaha R6 - Team AJR	5	10:38.966	0.470	0.470	83.63	2:04.434	5
3	292	R	1 Tommi CALDWELL	Yamaha YZF-R6 - DART Motorsport - California Suj	5	10:43.100	4.604	4.134	83.09	2:06.454	4
4	69		3 Tony RUSSO	Yamaha R6 - Wymark Lubricants	5	10:51.393	12.897	8.293	82.04	2:07.852	4
5	72	R	2 Luke LAWSON	Yamaha R6 - Bloom Valley Ltd - Farm Shop & Even	5	10:59.446	20.950	8.053	81.03	2:09.193	2
6	48		4 Shaun WALLIS	Yamaha R6 - MBC Despatch Racing	5	11:03.236	24.740	3.790	80.57	2:10.517	5
7	43		5 Colin WALKEY	Kawasaki ZX6R G2 - ELP Racing	5	11:10.531	32.035	7.295	79.69	2:11.398	5
8	75		6 Stewart MAY	Honda CBR600F3 - Moths in the wallet	5	11:11.561	33.065	1.030	79.57	2:11.765	4
9	25		7 Harrison DAY	Yamaha R6 -	5	11:13.927	35.431	2.366	79.29	2:12.074	5
10	84		8 Ricardo BRANCO	Yamaha R6 - IMP Racing	5	11:14.214	35.718	0.287	79.26	2:10.036	5
11	117	RMT	1 Brandon WRIGHT	Suzuki SV 650 - OneEl liquids.com	5	11:15.224	36.728	1.010	79.14	2:12.063	4
12	81*		9 Malvern MAY	Honda CBR600RR - IMP racing	5	11:18.861	40.365	3.637	78.72	2:10.413	5
13	58		10 Mark LAWSON	Honda CBR - Crawford's metal detectors	5	11:21.533	43.037	2.672	78.41	2:12.094	4
14	139		11 Rob MARLEY	Honda CBR600F3 - PearTree Racing	5	11:31.294	52.798	9.761	77.30	2:16.001	4
15	133	R	3 Robert BECKETT	Suzuki GSXR -	5	11:33.894	55.398	2.600	77.01	2:15.811	4
16	186		12 Steve RICHARDS	Kawasaki ZXR400 -	5	11:37.529	59.033	3.635	76.61	2:16.654	3
17	99	RMT	2 Roger PARKES	Suzuki SV650 - Simply Owners Ltd	5	11:39.910	1:01.414	2.381	76.35	2:16.681	2
18	138		13 Craig JARMIN	Suzuki SV650 - SK PreP	5	11:47.578	1:09.082	7.668	75.52	2:18.154	2
19	627	RMT	3 Aaron MONK	Suzuki SV650 - flyaspitfire.co.uk	5	11:54.775	1:16.279	7.197	74.76	2:17.956	4
20	91	RMT	4 Ben WEST	Suzuki SV650 - RV2 power	5	11:54.915	1:16.419	0.140	74.75	2:16.901	5
21	61	RMT	5 Nick HOLMES	Suzuki SV650 -	5	12:00.072	1:21.576	5.157	74.21	2:21.735	5
22	78	RMT	6 Tim FRAMPTON	Suzuki SV650 - K66	5	12:00.379	1:21.883	0.307	74.18	2:21.008	5
23	744	RMT	7 Gary ANDERSON	Suzuki SV650 - A&M MOT Services. Guildford	5	12:07.579	1:29.083	7.200	73.44	2:22.109	3
24	737		14 Vincent LEWIN	Honda CBR600F3 - VINITWINRACING.CO.UK	5	12:09.987	1:31.491	2.408	73.20	2:20.390	5
25	152	RMT	8 Samuel DOWNES	Suzuki SV650 -	5	12:12.028	1:33.532	2.041	73.00	2:22.525	4
26	49		15 Oli CHAYTOR	Honda CBR F4i - PearTree Racing	5	12:13.022	1:34.526	0.994	72.90	2:23.597	5
27	116		16 Gareth FAITH	Suzuki SV650 - Sitramoto	5	12:22.209	1:43.713	9.187	72.00	2:25.837	2
28	189	RMT	9 Martin SIGGINS	Suzuki SV650 - Siggins Property Services	5	12:22.534	1:44.038	0.325	71.97	2:26.389	5
29	90	R	4 Marco STRILLOZZI	Yamaha R6 - KLUAPP.COM	5	12:29.949	1:51.453	7.415	71.25	2:24.812	5
30	52	RMT	10 Stephen BAYLEY	Suzuki SV650 - Mander Organ Builders Racing	5	12:34.675	1:56.179	4.726	70.81	2:26.415	5
31	45	RMT	11 Terence QUINCE	Suzuki SV650 - K&Q	5	12:58.653	2:20.157	23.978	68.63	2:28.375	2

#### FASTEST LAP

624	Matthew FEDRICK	Yamaha R6 - Matthew Fedrick farriers ltd/ Palmer R	5	2:04.303	85.98 mph	138.37 kph
292 R	Tommi CALDWELL	Yamaha YZF-R6 - DART Motorsport - California Suj	4	2:06.454	84.52 mph	136.02 kph
117 RMT	Brandon WRIGHT	Suzuki SV 650 - OneEl liquids.com	4	2:12.063	80.93 mph	130.24 kph

\* No. 81 - 10 second penalty - jump start  
 Class - 92.5% of Race Speed = 77.41 mph  
 Class R - 92.5% of Race Speed = 76.85 mph  
 Class RMT - 92.5% of Race Speed = 73.20 mph

Race Distance: 5 Laps / 14.84 miles

Snetterton 300: 2.9689 miles

Weather / Track : Bright / Dry

These results are provisional until the conclusion of any judicial and technical matters.

Date: 07/05/2022 Start: 15:34 Finish: 15:45

Clerk Of Course :	Stewards :	Timekeeper : Craig Smith
-------------------	------------	--------------------------

Results can be found at [www.tsl-timing.com](http://www.tsl-timing.com)

Printed - 15:50 Saturday, 07 May 2022





# BMCRC - MRO Championships 2022 - Rnd 3 @ Snetterton 300

## BMCRC Thunderbike Sport & Rookie Minitwins

### RACE 10 - LAP CHART

#### LAP 1 @ 15:36:42.992

NO	BEHIND	LAP TIME
54		2:13.712
624	0.600	2:14.312
292	0.782	2:14.494
48	2.586	2:16.298
69	3.723	2:17.435
72	4.983	2:18.695
43	7.447	2:21.159
75	7.504	2:21.216
58	7.712	2:21.424
81	8.608	2:22.320
25	10.486	2:24.198
99	10.763	2:24.475
117	10.842	2:24.554
139	11.461	2:25.173
84	11.811	2:25.523
133	12.777	2:26.489
186	14.078	2:27.790
138	14.839	2:28.551
61	16.546	2:30.258
78	17.880	2:31.592
49	20.444	2:34.156
189	21.777	2:35.489
627	22.137	2:35.849
91	22.157	2:35.869
744	22.170	2:35.882
45	22.818	2:36.530
116	23.123	2:36.835
152	23.313	2:37.025
52	25.641	2:39.353
737	26.009	2:39.721
90	27.081	2:40.793

#### LAP 2 @ 15:38:51.064

NO	BEHIND	LAP TIME
624		2:07.472
54	0.102	2:08.174
292	0.882	2:08.172
69	4.488	2:08.837
48	6.002	2:11.488
72	6.104	2:09.193
43	12.602	2:13.227
75	13.071	2:13.639
81	14.220	2:13.684
58	15.120	2:15.480
25	15.505	2:13.091
117	16.293	2:13.523
84	17.953	2:14.214
99	19.372	2:16.681
139	19.875	2:16.486
133	23.396	2:18.691
186	24.376	2:18.370
138	24.921	2:18.154
61	30.602	2:22.128
78	33.089	2:23.281
627	36.209	2:22.144
49	36.228	2:23.856
91	36.669	2:22.584
744	37.311	2:23.213
152	39.432	2:24.191
189	40.481	2:26.776
116	40.888	2:25.837
737	41.903	2:23.966
45	43.121	2:28.375

52	47.023	2:29.454
90	50.707	2:31.698

#### LAP 3 @ 15:40:57.056

NO	BEHIND	LAP TIME
624		2:05.992
54	0.288	2:06.178
292	1.907	2:07.017
69	6.699	2:08.203
72	10.778	2:10.666
48	13.051	2:13.041
43	18.869	2:12.259
81	19.011	2:10.783
75	20.223	2:13.144
25	21.849	2:12.336
58	22.326	2:13.198
117	23.150	2:12.849
84	24.456	2:12.495
139	30.601	2:16.718
99	32.177	2:18.797
133	33.704	2:16.300
186	35.038	2:16.654
138	39.129	2:20.200
61	48.443	2:23.833
78	49.886	2:22.789
627	50.480	2:20.263
91	51.367	2:20.690
744	53.428	2:22.109
49	56.938	2:26.702
152	57.781	2:24.341
737	59.288	2:23.377
116	1:01.155	2:26.259
189	1:01.814	2:27.325
45	1:09.998	2:32.869
90	1:11.640	2:26.925
52	1:12.231	2:31.200

#### LAP 4 @ 15:43:03.473

NO	BEHIND	LAP TIME
624		2:06.417
54	0.339	2:06.468
292	1.944	2:06.454
69	8.134	2:07.852
72	14.517	2:10.156
48	18.526	2:11.892
81	24.255	2:11.661
43	24.940	2:12.488
75	25.571	2:11.765
25	27.660	2:12.228
58	28.003	2:12.094
117	28.796	2:12.063
84	29.985	2:11.946
139	40.185	2:16.001
133	43.098	2:15.811
99	45.200	2:19.440
186	45.427	2:16.806
138	52.418	2:19.706
627	1:02.019	2:17.956
91	1:03.821	2:18.871
61	1:04.144	2:22.118
78	1:05.178	2:21.709
744	1:09.810	2:22.799
152	1:13.889	2:22.525
49	1:15.232	2:24.711
737	1:15.404	2:22.533

189	1:21.952	2:26.555
116	1:22.098	2:27.360
90	1:30.944	2:25.721
45	1:33.314	2:29.733
52	1:34.067	2:28.253

#### LAP 5 @ 15:45:07.776

NO	BEHIND	LAP TIME
624		2:04.303
54	0.470	2:04.434
292	4.604	2:06.963
69	12.897	2:09.066
72	20.950	2:10.736
48	24.740	2:10.517
81	30.365	2:10.413
43	32.035	2:11.398
75	33.065	2:11.797
25	35.431	2:12.074
84	35.718	2:10.036
117	36.728	2:12.235
58	43.037	2:19.337
139	52.798	2:16.916
133	55.398	2:16.603
186	59.033	2:17.909
99	1:01.414	2:20.517
138	1:09.082	2:20.967
627	1:16.279	2:18.563
91	1:16.419	2:16.901
61	1:21.576	2:21.735
78	1:21.883	2:21.008
744	1:29.083	2:23.576
737	1:31.491	2:20.390
152	1:33.532	2:23.946
49	1:34.526	2:23.597
116	1:43.713	2:25.918
189	1:44.038	2:26.389
90	1:51.453	2:24.812
52	1:56.179	2:26.415
45	2:20.157	2:51.146

# BMCRC - MRO Championships 2022 - Rnd 3 @ Snetterton 300

## BMCRC Thunderbike Sport & Rookie Minitwins

### RACE 10 - SECTOR ANALYSIS



SECTOR 1 = FL to I1, SECTOR 2 = I1 to FL, DIFF = Difference To Personal Best Lap, P = Crossed Finish Line in Pit Lane, D = Time Disallowed

P1 624		Matthew FEDRICK		Yamaha R6 - Matthew Fedrick farriers ltd/ Palmer Race Skool		
IDEAL LAP TIME : 2:04.303		BEST LAP TIME : 2:04.303		DIFFERENCE : 0.000		
LAP	SECTOR 1	SECTOR 2	LAP TIME	MPH	DIFF	TIME OF DAY
1 -		42.158	2:14.312	79.57	10.009	15:36:43.592
2 -	1:24.817	42.655	2:07.472	83.84	3.169	15:38:51.064
3 -	1:24.220	41.772	2:05.992 (2)	84.83	1.689	15:40:57.056
4 -	1:24.404	42.013	2:06.417 (3)	84.54	2.114	15:43:03.473
5 -	<b>1:23.095</b>	<b>41.208</b>	<b>2:04.303 (1)</b>	<b>85.98</b>		<b>15:45:07.776</b>

P2 54		Adam JAMISON		Yamaha R6 - Team AJR		
IDEAL LAP TIME : 2:04.434		BEST LAP TIME : 2:04.434		DIFFERENCE : 0.000		
LAP	SECTOR 1	SECTOR 2	LAP TIME	MPH	DIFF	TIME OF DAY
1 -		42.466	2:13.712	79.93	9.278	15:36:42.992
2 -	1:25.118	43.056	2:08.174	83.38	3.740	15:38:51.166
3 -	1:24.375	41.803	2:06.178 (2)	84.70	1.744	15:40:57.344
4 -	1:24.194	42.274	2:06.468 (3)	84.51	2.034	15:43:03.812
5 -	<b>1:22.979</b>	<b>41.455</b>	<b>2:04.434 (1)</b>	<b>85.89</b>		<b>15:45:08.246</b>

P3 292 R		Tommi CALDWELL		Yamaha YZF-R6 - DART Motorsport - California Superbike Schc		
IDEAL LAP TIME : 2:06.321		BEST LAP TIME : 2:06.454		DIFFERENCE : 0.133		
LAP	SECTOR 1	SECTOR 2	LAP TIME	MPH	DIFF	TIME OF DAY
1 -		43.144	2:14.494	79.46	8.040	15:36:43.774
2 -	1:25.317	42.855	2:08.172	83.38	1.718	15:38:51.946
3 -	1:24.701	<b>42.316</b>	2:07.017 (3)	84.14	0.563	15:40:58.963
4 -	<b>1:24.005</b>	42.449	<b>2:06.454 (1)</b>	<b>84.52</b>		<b>15:43:05.417</b>
5 -	1:24.199	42.764	2:06.963 (2)	84.18	0.509	15:45:12.380

P4 69		Tony RUSSO		Yamaha R6 - Wymark Lubricants		
IDEAL LAP TIME : 2:07.852		BEST LAP TIME : 2:07.852		DIFFERENCE : 0.000		
LAP	SECTOR 1	SECTOR 2	LAP TIME	MPH	DIFF	TIME OF DAY
1 -		42.892	2:17.435	77.76	9.583	15:36:46.715
2 -	1:26.118	42.719	2:08.837 (3)	82.95	0.985	15:38:55.552
3 -	1:25.597	42.606	2:08.203 (2)	83.36	0.351	15:41:03.755
4 -	<b>1:25.482</b>	<b>42.370</b>	<b>2:07.852 (1)</b>	<b>83.59</b>		<b>15:43:11.607</b>
5 -	1:25.508	43.558	2:09.066	82.81	1.214	15:45:20.673

P5 72 R		Luke LAWSON		Yamaha R6 - Bloom Valley Ltd - Farm Shop & Event Catering		
IDEAL LAP TIME : 2:09.020		BEST LAP TIME : 2:09.193		DIFFERENCE : 0.173		
LAP	SECTOR 1	SECTOR 2	LAP TIME	MPH	DIFF	TIME OF DAY
1 -		<b>43.078</b>	2:18.695	77.06	9.502	15:36:47.975
2 -	<b>1:25.942</b>	43.251	<b>2:09.193 (1)</b>	<b>82.72</b>		<b>15:38:57.168</b>
3 -	1:27.443	43.223	2:10.666 (3)	81.79	1.473	15:41:07.834
4 -	1:26.878	43.278	2:10.156 (2)	82.11	0.963	15:43:17.990
5 -	1:26.534	44.202	2:10.736	81.75	1.543	15:45:28.726

P6 48		Shaun WALLIS		Yamaha R6 - MBC Despatch Racing		
IDEAL LAP TIME : 2:10.485		BEST LAP TIME : 2:10.517		DIFFERENCE : 0.032		
LAP	SECTOR 1	SECTOR 2	LAP TIME	MPH	DIFF	TIME OF DAY
1 -		<b>43.936</b>	2:16.298	78.41	5.781	15:36:45.578
2 -	1:27.326	44.162	2:11.488 (2)	81.28	0.971	15:38:57.066
3 -	1:28.308	44.733	2:13.041	80.33	2.524	15:41:10.107
4 -	1:27.050	44.842	2:11.892 (3)	81.03	1.375	15:43:21.999
5 -	<b>1:26.549</b>	43.968	<b>2:10.517 (1)</b>	<b>81.89</b>		<b>15:45:32.516</b>

# BMCRC - MRO Championships 2022 - Rnd 3 @ Snetterton 300

## BMCRC Thunderbike Sport & Rookie Minitwins

### RACE 10 - SECTOR ANALYSIS



SECTOR 1 = FL to I1, SECTOR 2 = I1 to FL, DIFF = Difference To Personal Best Lap, P = Crossed Finish Line in Pit Lane, D = Time Disallowed

P7 43		Colin WALKEY		Kawasaki ZX6R G2 - ELP Racing		
IDEAL LAP TIME : 2:11.005		BEST LAP TIME : 2:11.398		DIFFERENCE : 0.393		
LAP	SECTOR 1	SECTOR 2	LAP TIME	MPH	DIFF	TIME OF DAY
1 -		45.190	2:21.159	75.71	9.761	15:36:50.439
2 -	1:28.291	44.936	2:13.227	80.22	1.829	15:39:03.666
3 -	1:27.963	44.296	2:12.259 (2)	80.81	0.861	15:41:15.925
4 -	1:28.396	<b>44.092</b>	2:12.488 (3)	80.67	1.090	15:43:28.413
5 -	<b>1:26.913</b>	44.485	<b>2:11.398 (1)</b>	<b>81.34</b>		<b>15:45:39.811</b>

P8 75		Stewart MAY		Honda CBR600F3 - Moths in the wallet		
IDEAL LAP TIME : 2:11.749		BEST LAP TIME : 2:11.765		DIFFERENCE : 0.016		
LAP	SECTOR 1	SECTOR 2	LAP TIME	MPH	DIFF	TIME OF DAY
1 -		44.633	2:21.216	75.68	9.451	15:36:50.496
2 -	1:28.761	44.878	2:13.639	79.97	1.874	15:39:04.135
3 -	1:28.381	44.763	2:13.144 (3)	80.27	1.379	15:41:17.279
4 -	1:27.583	<b>44.182</b>	<b>2:11.765 (1)</b>	<b>81.11</b>		<b>15:43:29.044</b>
5 -	<b>1:27.567</b>	44.230	2:11.797 (2)	81.09	0.032	15:45:40.841

P9 25		Harrison DAY		Yamaha R6 -		
IDEAL LAP TIME : 2:11.799		BEST LAP TIME : 2:12.074		DIFFERENCE : 0.275		
LAP	SECTOR 1	SECTOR 2	LAP TIME	MPH	DIFF	TIME OF DAY
1 -		45.233	2:24.198	74.12	12.124	15:36:53.478
2 -	1:28.350	44.741	2:13.091	80.30	1.017	15:39:06.569
3 -	1:27.887	44.449	2:12.336 (3)	80.76	0.262	15:41:18.905
4 -	<b>1:27.601</b>	44.627	2:12.228 (2)	80.83	0.154	15:43:31.133
5 -	1:27.876	<b>44.198</b>	<b>2:12.074 (1)</b>	<b>80.92</b>		<b>15:45:43.207</b>

P10 84		Ricardo BRANCO		Yamaha R6 - IMP Racing		
IDEAL LAP TIME : 2:10.036		BEST LAP TIME : 2:10.036		DIFFERENCE : 0.000		
LAP	SECTOR 1	SECTOR 2	LAP TIME	MPH	DIFF	TIME OF DAY
1 -		45.343	2:25.523	73.44	15.487	15:36:54.803
2 -	1:29.492	44.722	2:14.214	79.63	4.178	15:39:09.017
3 -	1:28.184	44.311	2:12.495 (3)	80.66	2.459	15:41:21.512
4 -	1:27.669	44.277	2:11.946 (2)	81.00	1.910	15:43:33.458
5 -	<b>1:26.449</b>	<b>43.587</b>	<b>2:10.036 (1)</b>	<b>82.19</b>		<b>15:45:43.494</b>

P11 117 RMT		Brandon WRIGHT		Suzuki SV 650 - OneEliquids.com		
IDEAL LAP TIME : 2:11.787		BEST LAP TIME : 2:12.063		DIFFERENCE : 0.276		
LAP	SECTOR 1	SECTOR 2	LAP TIME	MPH	DIFF	TIME OF DAY
1 -		45.260	2:24.554	73.93	12.491	15:36:53.834
2 -	1:28.687	44.836	2:13.523	80.04	1.460	15:39:07.357
3 -	1:28.706	<b>44.143</b>	2:12.849 (3)	80.45	0.786	15:41:20.206
4 -	<b>1:27.644</b>	44.419	<b>2:12.063 (1)</b>	<b>80.93</b>		<b>15:43:32.269</b>
5 -	1:28.070	44.165	2:12.235 (2)	80.82	0.172	15:45:44.504

P12 81		Malvern MAY		Honda CBR600RR - IMP racing		
IDEAL LAP TIME : 2:09.988		BEST LAP TIME : 2:10.413		DIFFERENCE : 0.425		
LAP	SECTOR 1	SECTOR 2	LAP TIME	MPH	DIFF	TIME OF DAY
1 -		43.528	2:22.320	75.09	11.907	15:36:51.600
2 -	1:27.779	45.905	2:13.684	79.95	3.271	15:39:05.284
3 -	<b>1:26.868</b>	43.915	2:10.783 (2)	81.72	0.370	15:41:16.067
4 -	1:28.425	43.236	2:11.661 (3)	81.17	1.248	15:43:27.728
5 -	1:27.293	<b>43.120</b>	<b>2:10.413 (1)</b>	<b>81.95</b>		<b>15:45:38.141</b>

# BMCRC - MRO Championships 2022 - Rnd 3 @ Snetterton 300

## BMCRC Thunderbike Sport & Rookie Minitwins

### RACE 10 - SECTOR ANALYSIS



SECTOR 1 = FL to I1, SECTOR 2 = I1 to FL, DIFF = Difference To Personal Best Lap, P = Crossed Finish Line in Pit Lane, D = Time Disallowed

<b>P13</b>	<b>58</b>	<b>Mark LAWSON</b>	Honda CBR - Crawfords metal detectors			
IDEAL LAP TIME : 2:11.496		BEST LAP TIME : 2:12.094	DIFFERENCE : 0.598			

LAP	SECTOR 1	SECTOR 2	LAP TIME	MPH	DIFF	TIME OF DAY
1 -		45.256	2:21.424	75.57	9.330	15:36:50.704
2 -	1:30.264	45.216	2:15.480 (3)	78.89	3.386	15:39:06.184
3 -	1:29.223	<b>43.975</b>	2:13.198 (2)	80.24	1.104	15:41:19.382
4 -	<b>1:27.521</b>	44.573	<b>2:12.094 (1)</b>	<b>80.91</b>		<b>15:43:31.476</b>
5 -	1:27.874	51.463	2:19.337	76.70	7.243	15:45:50.813

<b>P14</b>	<b>139</b>	<b>Rob MARLEY</b>	Honda CBR600F3 - PearTree Racing			
IDEAL LAP TIME : 2:15.295		BEST LAP TIME : 2:16.001	DIFFERENCE : 0.706			

LAP	SECTOR 1	SECTOR 2	LAP TIME	MPH	DIFF	TIME OF DAY
1 -		<b>45.530</b>	2:25.173	73.62	9.172	15:36:54.453
2 -	<b>1:29.765</b>	46.721	2:16.486 (2)	78.30	0.485	15:39:10.939
3 -	1:31.077	45.641	2:16.718 (3)	78.17	0.717	15:41:27.657
4 -	1:30.143	45.858	<b>2:16.001 (1)</b>	<b>78.58</b>		<b>15:43:43.658</b>
5 -	1:30.312	46.604	2:16.916	78.06	0.915	15:46:00.574

<b>P15</b>	<b>133 R</b>	<b>Robert BECKETT</b>	Suzuki GSXR -			
IDEAL LAP TIME : 2:15.811		BEST LAP TIME : 2:15.811	DIFFERENCE : 0.000			

LAP	SECTOR 1	SECTOR 2	LAP TIME	MPH	DIFF	TIME OF DAY
1 -		46.262	2:26.489	72.96	10.678	15:36:55.769
2 -	1:31.954	46.737	2:18.691	77.06	2.880	15:39:14.460
3 -	1:30.293	46.007	2:16.300 (2)	78.41	0.489	15:41:30.760
4 -	<b>1:30.291</b>	<b>45.520</b>	<b>2:15.811 (1)</b>	<b>78.69</b>		<b>15:43:46.571</b>
5 -	1:30.492	46.111	2:16.603 (3)	78.24	0.792	15:46:03.174

<b>P16</b>	<b>186</b>	<b>Steve RICHARDS</b>	Kawasaki ZXR400 -			
IDEAL LAP TIME : 2:16.492		BEST LAP TIME : 2:16.654	DIFFERENCE : 0.162			

LAP	SECTOR 1	SECTOR 2	LAP TIME	MPH	DIFF	TIME OF DAY
1 -		45.890	2:27.790	72.31	11.136	15:36:57.070
2 -	1:31.732	46.638	2:18.370	77.24	1.716	15:39:15.440
3 -	1:30.968	<b>45.686</b>	<b>2:16.654 (1)</b>	<b>78.21</b>		<b>15:41:32.094</b>
4 -	<b>1:30.806</b>	46.000	2:16.806 (2)	78.12	0.152	15:43:48.900
5 -	1:31.921	45.988	2:17.909 (3)	77.50	1.255	15:46:06.809

<b>P17</b>	<b>99 RMT</b>	<b>Roger PARKES</b>	Suzuki SV650 - Simply Owners Ltd			
IDEAL LAP TIME : 2:16.177		BEST LAP TIME : 2:16.681	DIFFERENCE : 0.504			

LAP	SECTOR 1	SECTOR 2	LAP TIME	MPH	DIFF	TIME OF DAY
1 -		<b>45.731</b>	2:24.475	73.97	7.794	15:36:53.755
2 -	<b>1:30.446</b>	46.235	<b>2:16.681 (1)</b>	<b>78.19</b>		<b>15:39:10.436</b>
3 -	1:32.252	46.545	2:18.797 (2)	77.00	2.116	15:41:29.233
4 -	1:32.755	46.685	2:19.440 (3)	76.65	2.759	15:43:48.673
5 -	1:33.278	47.239	2:20.517	76.06	3.836	15:46:09.190

<b>P18</b>	<b>138</b>	<b>Craig JARMIN</b>	Suzuki SV650 - SK PreP			
IDEAL LAP TIME : 2:18.154		BEST LAP TIME : 2:18.154	DIFFERENCE : 0.000			

LAP	SECTOR 1	SECTOR 2	LAP TIME	MPH	DIFF	TIME OF DAY
1 -		46.507	2:28.551	71.94	10.397	15:36:57.831
2 -	<b>1:32.549</b>	<b>45.605</b>	<b>2:18.154 (1)</b>	<b>77.36</b>		<b>15:39:15.985</b>
3 -	1:33.652	46.548	2:20.200 (3)	76.23	2.046	15:41:36.185
4 -	1:33.520	46.186	2:19.706 (2)	76.50	1.552	15:43:55.891
5 -	1:34.029	46.938	2:20.967	75.81	2.813	15:46:16.858

# BMCRC - MRO Championships 2022 - Rnd 3 @ Snetterton 300

## BMCRC Thunderbike Sport & Rookie Minitwins

### RACE 10 - SECTOR ANALYSIS



SECTOR 1 = FL to I1, SECTOR 2 = I1 to FL, DIFF = Difference To Personal Best Lap, P = Crossed Finish Line in Pit Lane, D = Time Disallowed

P19 627 RMT		Aaron MONK		Suzuki SV650 - flyaspitfire.co.uk		
IDEAL LAP TIME : 2:17.956		BEST LAP TIME : 2:17.956		DIFFERENCE : 0.000		
LAP	SECTOR 1	SECTOR 2	LAP TIME	MPH	DIFF	TIME OF DAY
1 -		48.690	2:35.849	68.57	17.893	15:37:05.129
2 -	1:34.665	47.479	2:22.144	75.19	4.188	15:39:27.273
3 -	1:33.665	46.598	2:20.263 (3)	76.20	2.307	15:41:47.536
4 -	<b>1:31.914</b>	<b>46.042</b>	<b>2:17.956 (1)</b>	<b>77.47</b>		<b>15:44:05.492</b>
5 -	1:32.389	46.174	2:18.563 (2)	77.13	0.607	15:46:24.055

P20 91 RMT		Ben WEST		Suzuki SV650 - RV2 power		
IDEAL LAP TIME : 2:16.901		BEST LAP TIME : 2:16.901		DIFFERENCE : 0.000		
LAP	SECTOR 1	SECTOR 2	LAP TIME	MPH	DIFF	TIME OF DAY
1 -		49.544	2:35.869	68.57	18.968	15:37:05.149
2 -	1:34.675	47.909	2:22.584	74.95	5.683	15:39:27.733
3 -	1:33.846	46.844	2:20.690 (3)	75.96	3.789	15:41:48.423
4 -	1:32.453	46.418	2:18.871 (2)	76.96	1.970	15:44:07.294
5 -	<b>1:31.216</b>	<b>45.685</b>	<b>2:16.901 (1)</b>	<b>78.07</b>		<b>15:46:24.195</b>

P21 61 RMT		Nick HOLMES		Suzuki SV650 -		
IDEAL LAP TIME : 2:19.236		BEST LAP TIME : 2:21.735		DIFFERENCE : 2.499		
LAP	SECTOR 1	SECTOR 2	LAP TIME	MPH	DIFF	TIME OF DAY
1 -		48.163	2:30.258	71.13	8.523	15:36:59.538
2 -	1:35.004	47.124	2:22.128 (3)	75.20	0.393	15:39:21.666
3 -	1:35.925	47.908	2:23.833	74.30	2.098	15:41:45.499
4 -	1:35.456	<b>46.662</b>	2:22.118 (2)	75.20	0.383	15:44:07.617
5 -	<b>1:32.574</b>	49.161	<b>2:21.735 (1)</b>	<b>75.40</b>		<b>15:46:29.352</b>

P22 78 RMT		Tim FRAMPTON		Suzuki SV650 - K66		
IDEAL LAP TIME : 2:20.276		BEST LAP TIME : 2:21.008		DIFFERENCE : 0.732		
LAP	SECTOR 1	SECTOR 2	LAP TIME	MPH	DIFF	TIME OF DAY
1 -		47.479	2:31.592	70.50	10.584	15:37:00.872
2 -	1:35.263	48.018	2:23.281	74.59	2.273	15:39:24.153
3 -	1:35.025	47.764	2:22.789 (3)	74.85	1.781	15:41:46.942
4 -	1:34.798	<b>46.911</b>	2:21.709 (2)	75.42	0.701	15:44:08.651
5 -	<b>1:33.365</b>	47.643	<b>2:21.008 (1)</b>	<b>75.79</b>		<b>15:46:29.659</b>

P23 744 RMT		Gary ANDERSON		Suzuki SV650 - A&M MOT Services. Guildford		
IDEAL LAP TIME : 2:21.691		BEST LAP TIME : 2:22.109		DIFFERENCE : 0.418		
LAP	SECTOR 1	SECTOR 2	LAP TIME	MPH	DIFF	TIME OF DAY
1 -		49.150	2:35.882	68.56	13.773	15:37:05.162
2 -	1:36.058	<b>47.155</b>	2:23.213 (3)	74.63	1.104	15:39:28.375
3 -	<b>1:34.536</b>	47.573	<b>2:22.109 (1)</b>	<b>75.21</b>		<b>15:41:50.484</b>
4 -	1:34.547	48.252	2:22.799 (2)	74.84	0.690	15:44:13.283
5 -	1:35.372	48.204	2:23.576	74.44	1.467	15:46:36.859

P24 737		Vincent LEWIN		Honda CBR600F3 - VINITWINRACING.CO.UK		
IDEAL LAP TIME : 2:20.390		BEST LAP TIME : 2:20.390		DIFFERENCE : 0.000		
LAP	SECTOR 1	SECTOR 2	LAP TIME	MPH	DIFF	TIME OF DAY
1 -		49.053	2:39.721	66.91	19.331	15:37:09.001
2 -	1:34.917	49.049	2:23.966	74.24	3.576	15:39:32.967
3 -	1:35.558	47.819	2:23.377 (3)	74.54	2.987	15:41:56.344
4 -	1:33.772	48.761	2:22.533 (2)	74.98	2.143	15:44:18.877
5 -	<b>1:33.324</b>	<b>47.066</b>	<b>2:20.390 (1)</b>	<b>76.13</b>		<b>15:46:39.267</b>

# BMCRC - MRO Championships 2022 - Rnd 3 @ Snetterton 300

## BMCRC Thunderbike Sport & Rookie Minitwins

### RACE 10 - SECTOR ANALYSIS



SECTOR 1 = FL to I1, SECTOR 2 = I1 to FL, DIFF = Difference To Personal Best Lap, P = Crossed Finish Line in Pit Lane, D = Time Disallowed

P25 152 RMT		Samuel DOWNES		Suzuki SV650 -		
IDEAL LAP TIME : 2:22.525		BEST LAP TIME : 2:22.525		DIFFERENCE : 0.000		
LAP	SECTOR 1	SECTOR 2	LAP TIME	MPH	DIFF	TIME OF DAY
1 -		50.426	2:37.025	68.06	14.500	15:37:06.305
2 -	1:36.125	48.066	2:24.191 (3)	74.12	1.666	15:39:30.496
3 -	1:35.384	48.957	2:24.341	74.04	1.816	15:41:54.837
4 -	<b>1:34.937</b>	<b>47.588</b>	<b>2:22.525 (1)</b>	<b>74.99</b>		<b>15:44:17.362</b>
5 -	1:35.529	48.417	2:23.946 (2)	74.25	1.421	15:46:41.308

P26 49		Oli CHAYTOR		Honda CBR F4I - PearTree Racing		
IDEAL LAP TIME : 2:23.243		BEST LAP TIME : 2:23.597		DIFFERENCE : 0.354		
LAP	SECTOR 1	SECTOR 2	LAP TIME	MPH	DIFF	TIME OF DAY
1 -		<b>48.598</b>	2:34.156	69.33	10.559	15:37:03.436
2 -	<b>1:34.645</b>	49.211	2:23.856 (2)	74.29	0.259	15:39:27.292
3 -	1:37.689	49.013	2:26.702	72.85	3.105	15:41:53.994
4 -	1:35.843	48.868	2:24.711 (3)	73.85	1.114	15:44:18.705
5 -	1:34.882	48.715	<b>2:23.597 (1)</b>	<b>74.43</b>		<b>15:46:42.302</b>

P27 116		Gareth FAITH		Suzuki SV650 - Sitramoto		
IDEAL LAP TIME : 2:25.070		BEST LAP TIME : 2:25.837		DIFFERENCE : 0.767		
LAP	SECTOR 1	SECTOR 2	LAP TIME	MPH	DIFF	TIME OF DAY
1 -		49.254	2:36.835	68.14	10.998	15:37:06.115
2 -	1:37.637	<b>48.200</b>	<b>2:25.837 (1)</b>	<b>73.28</b>		<b>15:39:31.952</b>
3 -	1:37.356	48.903	2:26.259 (3)	73.07	0.422	15:41:58.211
4 -	1:37.712	49.648	2:27.360	72.53	1.523	15:44:25.571
5 -	<b>1:36.870</b>	49.048	2:25.918 (2)	73.24	0.081	15:46:51.489

P28 189 RMT		Martin SIGGINS		Suzuki SV650 - Siggins Property Services		
IDEAL LAP TIME : 2:25.954		BEST LAP TIME : 2:26.389		DIFFERENCE : 0.435		
LAP	SECTOR 1	SECTOR 2	LAP TIME	MPH	DIFF	TIME OF DAY
1 -		49.726	2:35.489	68.73	9.100	15:37:04.769
2 -	1:38.144	<b>48.632</b>	2:26.776 (3)	72.81	0.387	15:39:31.545
3 -	1:38.084	49.241	2:27.325	72.54	0.936	15:41:58.870
4 -	1:37.632	48.923	2:26.555 (2)	72.92	0.166	15:44:25.425
5 -	<b>1:37.322</b>	49.067	<b>2:26.389 (1)</b>	<b>73.01</b>		<b>15:46:51.814</b>

P29 90 R		Marco STRILLOZZI		Yamaha R6 - KLUAPP.COM		
IDEAL LAP TIME : 2:24.424		BEST LAP TIME : 2:24.812		DIFFERENCE : 0.388		
LAP	SECTOR 1	SECTOR 2	LAP TIME	MPH	DIFF	TIME OF DAY
1 -		49.944	2:40.793	66.47	15.981	15:37:10.073
2 -	1:42.203	49.495	2:31.698	70.45	6.886	15:39:41.771
3 -	1:38.154	48.771	2:26.925 (3)	72.74	2.113	15:42:08.696
4 -	1:37.616	<b>48.105</b>	2:25.721 (2)	73.34	0.909	15:44:34.417
5 -	<b>1:36.319</b>	48.493	<b>2:24.812 (1)</b>	<b>73.80</b>		<b>15:46:59.229</b>

P30 52 RMT		Stephen BAYLEY		Suzuki SV650 - Mander Organ Builders Racing		
IDEAL LAP TIME : 2:26.415		BEST LAP TIME : 2:26.415		DIFFERENCE : 0.000		
LAP	SECTOR 1	SECTOR 2	LAP TIME	MPH	DIFF	TIME OF DAY
1 -		49.937	2:39.353	67.07	12.938	15:37:08.633
2 -	1:39.001	50.453	2:29.454 (3)	71.51	3.039	15:39:38.087
3 -	1:39.647	51.553	2:31.200	70.68	4.785	15:42:09.287
4 -	1:38.105	50.148	2:28.253 (2)	72.09	1.838	15:44:37.540
5 -	<b>1:36.807</b>	<b>49.608</b>	<b>2:26.415 (1)</b>	<b>72.99</b>		<b>15:47:03.955</b>

# BMCRC - MRO Championships 2022 - Rnd 3 @ Snetterton 300

## BMCRC Thunderbike Sport & Rookie Minitwins

### RACE 10 - SECTOR ANALYSIS



SECTOR 1 = FL to I1, SECTOR 2 = I1 to FL, DIFF = Difference To Personal Best Lap, P = Crossed Finish Line in Pit Lane, D = Time Disallowed

P31 45 RMT Terence QUINCE		Suzuki SV650 - K&Q				
IDEAL LAP TIME : 2:28.305		BEST LAP TIME : 2:28.375		DIFFERENCE : 0.070		
LAP	SECTOR 1	SECTOR 2	LAP TIME	MPH	DIFF	TIME OF DAY
1 -		50.198	2:36.530	68.28	8.155	15:37:05.810
2 -	<b>1:38.210</b>	50.165	<b>2:28.375 (1)</b>	<b>72.03</b>		<b>15:39:34.185</b>
3 -	1:40.402	52.467	2:32.869 (3)	69.91	4.494	15:42:07.054
4 -	1:39.638	<b>50.095</b>	2:29.733 (2)	71.38	1.358	15:44:36.787
5 -	1:57.277	53.869	2:51.146	62.45	22.771	15:47:27.933

# BMCRC - MRO Championships 2022 - Rnd 3 @ Snetterton 300

## BMCRC Thunderbike Sport & Rookie Minitwins

### RACE 10 - BEST SECTORS

SECTOR 1			SECTOR 2			IDEAL / BEST COMPARISON						
POS	NO	NAME	TIME	NO	NAME	TIME	POS	NO	NAME	IDEAL	BEST	DIFF
									<b>PERFECT LAP</b>	<b>2:04.187</b>		
1	54	JAMISON	1:22.979	624	FEDRICK	41.208	1	624	FEDRICK	2:04.303	2:04.303	0.000
2	624	FEDRICK	1:23.095	54	JAMISON	41.455	2	54	JAMISON	2:04.434	2:04.434	0.000
3	292	CALDWELL	1:24.005	292	CALDWELL	42.316	3	292	CALDWELL	2:06.321	2:06.454	0.133
4	69	RUSSO	1:25.482	69	RUSSO	42.370	4	69	RUSSO	2:07.852	2:07.852	0.000
5	72	LAWSON	1:25.942	72	LAWSON	43.078	5	72	LAWSON	2:09.020	2:09.193	0.173
6	84	BRANCO	1:26.449	81	MAY	43.120	6	81	MAY	2:09.988	2:10.413	0.425
7	48	WALLIS	1:26.549	84	BRANCO	43.587	7	84	BRANCO	2:10.036	2:10.036	0.000
8	81	MAY	1:26.868	48	WALLIS	43.936	8	48	WALLIS	2:10.485	2:10.517	0.032
9	43	WALKEY	1:26.913	58	LAWSON	43.975	9	43	WALKEY	2:11.005	2:11.398	0.393
10	58	LAWSON	1:27.521	43	WALKEY	44.092	10	58	LAWSON	2:11.496	2:12.094	0.598
11	75	MAY	1:27.567	117	WRIGHT	44.143	11	75	MAY	2:11.749	2:11.765	0.016
12	25	DAY	1:27.601	75	MAY	44.182	12	117	WRIGHT	2:11.787	2:12.063	0.276
13	117	WRIGHT	1:27.644	25	DAY	44.198	13	25	DAY	2:11.799	2:12.074	0.275
14	139	MARLEY	1:29.765	133	BECKETT	45.520	14	139	MARLEY	2:15.295	2:16.001	0.706
15	133	BECKETT	1:30.291	139	MARLEY	45.530	15	133	BECKETT	2:15.811	2:15.811	0.000
16	99	PARKES	1:30.446	138	JARMIN	45.605	16	99	PARKES	2:16.177	2:16.681	0.504
17	186	RICHARDS	1:30.806	91	WEST	45.685	17	186	RICHARDS	2:16.492	2:16.654	0.162
18	91	WEST	1:31.216	186	RICHARDS	45.686	18	91	WEST	2:16.901	2:16.901	0.000
19	627	MONK	1:31.914	99	PARKES	45.731	19	627	MONK	2:17.956	2:17.956	0.000
20	138	JARMIN	1:32.549	627	MONK	46.042	20	138	JARMIN	2:18.154	2:18.154	0.000
21	61	HOLMES	1:32.574	61	HOLMES	46.662	21	61	HOLMES	2:19.236	2:21.735	2.499
22	737	LEWIN	1:33.324	78	FRAMPTON	46.911	22	78	FRAMPTON	2:20.276	2:21.008	0.732
23	78	FRAMPTON	1:33.365	737	LEWIN	47.066	23	737	LEWIN	2:20.390	2:20.390	0.000
24	744	ANDERSON	1:34.536	744	ANDERSON	47.155	24	744	ANDERSON	2:21.691	2:22.109	0.418
25	49	CHAYTOR	1:34.645	152	DOWNES	47.588	25	152	DOWNES	2:22.525	2:22.525	0.000
26	152	DOWNES	1:34.937	90	STRILLOZZI	48.105	26	49	CHAYTOR	2:23.243	2:23.597	0.354
27	90	STRILLOZZI	1:36.319	116	FAITH	48.200	27	90	STRILLOZZI	2:24.424	2:24.812	0.388
28	52	BAYLEY	1:36.807	49	CHAYTOR	48.598	28	116	FAITH	2:25.070	2:25.837	0.767
29	116	FAITH	1:36.870	189	SIGGINS	48.632	29	189	SIGGINS	2:25.954	2:26.389	0.435
30	189	SIGGINS	1:37.322	52	BAYLEY	49.608	30	52	BAYLEY	2:26.415	2:26.415	0.000
31	45	QUINCE	1:38.210	45	QUINCE	50.095	31	45	QUINCE	2:28.305	2:28.375	0.070



# BMCRC - MRO Championships 2022 - Rnd 3 @ Snetterton 300

## BMCRC Thunderbike Sport & Rookie Minitwins

### RACE 10 - STATISTICS

**Competitors Started** 31  
**Planned Start** 2022-05-07 @ 15:25:00.000  
**Actual Start** 2022-05-07 @ 15:34:29.279  
**Finish Time** 2022-05-07 @ 15:45:07.775  
**Track Length** 2.9689mi.  
**Total Laps** 155  
**Total Distance Covered** 460.1812mi.

#### Session Fastest Lap History

NO	CL	NAME	LAP TIME	TIME OF DAY	LAP	VEHICLE
624		Matthew FEDRICK	<b>2:07.472</b>	15:38:51.082	2	Yamaha R6
624		Matthew FEDRICK	<b>2:05.992</b>	15:40:57.074	3	Yamaha R6
624		Matthew FEDRICK	<b>2:04.303</b>	15:45:07.794	5	Yamaha R6

#### Session Leader History

NO	CL	NAME	FROM LAP	LAPS LED	DISTANCE	VEHICLE
54		Adam JAMISON	1	1	2.96 miles	Yamaha R6
624		Matthew FEDRICK	2	4	11.87 miles	Yamaha R6

#### Flag History

TYPE	TIME OF DAY
GREEN	15:34:29.279
FINISH	15:45:07.775

#### Flag Statistics

TYPE	COUNT	TOTAL LAPS	TOTAL TIME
Green	1	5	13:06.464
Red	0	0	0.000
Safety Car	0	0	0.000
FCY	0	0	0.000

# BMCRC - MRO Championships 2022 - Rnd 3 @ Snetterton 300

## BMCRC Thunderbike Sport & Rookie Minitwins

### RACE 10 - STATISTICS

CLASS :

16 Starters

#### Fastest Lap History

NO	NAME	LAP TIME	TIME OF DAY	LAP	VEHICLE
624	Matthew FEDRICK	2:07.472	15:38:51.082	2	Yamaha R6
624	Matthew FEDRICK	2:05.992	15:40:57.074	3	Yamaha R6
624	Matthew FEDRICK	2:04.303	15:45:07.794	5	Yamaha R6

#### Leader History

NO	NAME	FROM LAP	LAPS LED	DISTANCE	VEHICLE
54	Adam JAMISON	1	1	2.96 miles	Yamaha R6
624	Matthew FEDRICK	2	4	11.87 miles	Yamaha R6

# BMCRC - MRO Championships 2022 - Rnd 3 @ Snetterton 300

## BMCRC Thunderbike Sport & Rookie Minitwins

### RACE 10 - STATISTICS

CLASS : R

4 Starters

#### Fastest Lap History

NO	NAME	LAP TIME	TIME OF DAY	LAP	VEHICLE
292	Tommi CALDWELL	<b>2:08.172</b>	15:38:51.951	2	Yamaha YZF-R6
292	Tommi CALDWELL	<b>2:07.017</b>	15:40:58.968	3	Yamaha YZF-R6
292	Tommi CALDWELL	<b>2:06.454</b>	15:43:05.422	4	Yamaha YZF-R6

#### Leader History

NO	NAME	FROM LAP	LAPS LED	DISTANCE	VEHICLE
292	Tommi CALDWELL	1	5	14.84 miles	Yamaha YZF-R6

# BMCRC - MRO Championships 2022 - Rnd 3 @ Snetterton 300

## BMCRC Thunderbike Sport & Rookie Minitwins

### RACE 10 - STATISTICS

CLASS : RMT

11 Starters

#### Fastest Lap History

NO	NAME	LAP TIME	TIME OF DAY	LAP	VEHICLE
117	Brandon WRIGHT	<b>2:13.523</b>	15:39:07.362	2	Suzuki SV 650
117	Brandon WRIGHT	<b>2:12.849</b>	15:41:20.211	3	Suzuki SV 650
117	Brandon WRIGHT	<b>2:12.063</b>	15:43:32.273	4	Suzuki SV 650

#### Leader History

NO	NAME	FROM LAP	LAPS LED	DISTANCE	VEHICLE
99	Roger PARKES	1	1	2.96 miles	Suzuki SV650
117	Brandon WRIGHT	2	4	11.87 miles	Suzuki SV 650

# BMCRC - MRO Championships 2022 - Rnd 3 @ Snetterton 300

## BMCRC Thunderbike Sport & Rookie Minitwins

### RACE 19 - GRID (5 Laps)

ROW 11	33		32	<b>71</b> Colin CLUNE	31	<b>45</b> Terence QUINCE	2:28.375
ROW 10	30	<b>52</b> Stephen BAYLEY	29	<b>189</b> Martin SIGGINS	28	<b>116</b> Gareth FAITH	2:25.837
ROW 9	27	<b>90</b> Marco STRILLOZZI	26	<b>49</b> Oli CHAYTOR	25	<b>152</b> Samuel DOWNES	2:22.525
ROW 8	24	<b>744</b> Gary ANDERSON	23	<b>61</b> Nick HOLMES	22	<b>78</b> Tim FRAMPTON	2:21.008
ROW 7	21	<b>737</b> Vincent LEWIN	20	<b>138</b> Craig JARMIN	19	<b>627</b> Aaron MONK	2:17.956
ROW 6	18	<b>91</b> Ben WEST	17	<b>99</b> Roger PARKES	16	<b>186</b> Steve RICHARDS	2:16.654
ROW 5	15	<b>139</b> Rob MARLEY	14	<b>133</b> Robert BECKETT	13	<b>58</b> Mark LAWSON	2:12.094
ROW 4	12	<b>25</b> Harrison DAY	11	<b>117</b> Brandon WRIGHT	10	<b>75</b> Stewart MAY	2:11.765
ROW 3	9	<b>43</b> Colin WALKEY	8	<b>48</b> Shaun WALLIS	7	<b>81</b> Malvern MAY	2:10.413
ROW 2	6	<b>84</b> Ricardo BRANCO	5	<b>72</b> Luke LAWSON	4	<b>69</b> Tony RUSSO	2:07.852
ROW 1	3	<b>292</b> Tommi CALDWELL	2	<b>54</b> Adam JAMISON	1	<b>624</b> Matthew FEDRICK	2:04.303
							<b>Pole</b>

Snetterton 300: 2.9689 miles

These results are provisional until the conclusion of any judicial and technical matters.

Clerk Of Course :	Stewards :	Timekeeper : Craig Smith
-------------------	------------	--------------------------

Results can be found at [www.tsl-timing.com](http://www.tsl-timing.com)

Printed - 15:51 Saturday, 07 May 2022



# BMCRC - MRO Championships 2022 - Rnd 3 @ Snetterton 300



## BMCRC Thunderbike Sport & Rookie Minitwins

### RACE 19 - CLASSIFICATION

POS	NO	CL	PIC NAME	ENTRY	LAPS	TIME	GAP	DIFF	MPH	BEST	ON
1	624		1 Matthew FEDRICK	Yamaha R6 - Matthew Fedrick farriers ltd/ Palmer R	5	10:37.300			83.85	2:04.868	5
2	54		2 Adam JAMISON	Yamaha R6 - Team AJR	5	10:37.501	0.201	0.201	83.82	2:05.267	5
3	292	R	1 Tommi CALDWELL	Yamaha YZF-R6 - DART Motorsport - California Suj	5	10:50.126	12.826	12.625	82.20	2:07.321	4
4	72	R	2 Luke LAWSON	Yamaha R6 - Bloom Valley Ltd - Farm Shop & Even	5	10:57.447	20.147	7.321	81.28	2:09.649	3
5	69		3 Tony RUSSO	Yamaha R6 - Wymark Lubricants	5	10:59.373	22.073	1.926	81.04	2:09.237	5
6	84		4 Ricardo BRANCO	Yamaha R6 - IMP Racing	5	11:00.999	23.699	1.626	80.84	2:10.490	4
7	81		5 Malvern MAY	Honda CBR600RR - IMP racing	5	11:01.295	23.995	0.296	80.81	2:10.026	4
8	48		6 Shaun WALLIS	Yamaha R6 - MBC Despatch Racing	5	11:09.531	32.231	8.236	79.81	2:11.492	5
9	25		7 Harrison DAY	Yamaha R6 -	5	11:10.068	32.768	0.537	79.75	2:11.107	5
10	43		8 Colin WALKER	Kawasaki ZX6R G2 - ELP Racing	5	11:10.651	33.351	0.583	79.68	2:10.782	5
11	117	RMT	1 Brandon WRIGHT	Suzuki SV 650 - OneEl liquids.com	5	11:12.911	35.611	2.260	79.41	2:11.956	5
12	58		9 Mark LAWSON	Honda CBR - Crawfords metal detectors	5	11:15.076	37.776	2.165	79.16	2:11.985	2
13	139		10 Rob MARLEY	Honda CBR600F3 - PearTree Racing	5	11:31.635	54.335	16.559	77.26	2:15.464	4
14	133	R	3 Robert BECKETT	Suzuki GSXR -	5	11:32.954	55.654	1.319	77.11	2:15.631	5
15	627	RMT	2 Aaron MONK	Suzuki SV650 - flyaspitfire.co.uk	5	11:42.344	1:05.044	9.390	76.08	2:16.428	5
16	99	RMT	3 Roger PARKES	Suzuki SV650 - Simply Owners Ltd	5	11:42.835	1:05.535	0.491	76.03	2:18.577	5
17	186		11 Steve RICHARDS	Kawasaki ZXR400 -	5	11:43.145	1:05.845	0.310	76.00	2:17.104	5
18	91	RMT	4 Ben WEST	Suzuki SV650 - RV2 power	5	11:48.329	1:11.029	5.184	75.44	2:19.352	5
19	744	RMT	5 Gary ANDERSON	Suzuki SV650 - A&M MOT Services. Guildford	5	11:58.787	1:21.487	10.458	74.34	2:20.615	5
20	138		12 Craig JARMIN	Suzuki SV650 - SK PreP	5	11:58.842	1:21.542	0.055	74.34	2:20.517	5
21	78	RMT	6 Tim FRAMPTON	Suzuki SV650 - K66	5	12:01.747	1:24.447	2.905	74.04	2:20.122	5
22	152	RMT	7 Samuel DOWNES	Suzuki SV650 -	5	12:08.406	1:31.106	6.659	73.36	2:21.381	4
23	49		13 Oli CHAYTOR	Honda CBR F4i - PearTree Racing	5	12:08.882	1:31.582	0.476	73.31	2:21.712	5
24	61	RMT	8 Nick HOLMES	Suzuki SV650 -	5	12:09.992	1:32.692	1.110	73.20	2:22.034	5
25	189	RMT	9 Martin SIGGINS	Suzuki SV650 - Siggins Property Services	5	12:14.793	1:37.493	4.801	72.72	2:23.578	4
26	90	R	4 Marco STRILLOZZI	Yamaha R6 - KLUAPP.COM	5	12:23.475	1:46.175	8.682	71.87	2:25.825	5
27	116		14 Gareth FAITH	Suzuki SV650 - Sitramoto	5	12:25.010	1:47.710	1.535	71.73	2:26.028	5
28	45	RMT	10 Terence QUINCE	Suzuki SV650 - K&Q	5	12:25.294	1:47.994	0.284	71.70	2:24.045	5
29	737		15 Vincent LEWIN	Honda CBR600F3 - VINITWINRACING.CO.UK	5	12:27.429	1:50.129	2.135	71.49	2:21.587	4
30	52	RMT	11 Stephen BAYLEY	Suzuki SV650 - Mander Organ Builders Racing	5	12:49.398	2:12.098	21.969	69.45	2:31.501	5

#### NOT CLASSIFIED

DNF	75		Stewart MAY	Honda CBR600F3 - Moths in the wallet	1	2:19.555	4 Laps	4 Laps	76.58		
-----	----	--	-------------	--------------------------------------	---	----------	--------	--------	-------	--	--

#### FASTEST LAP

624			Matthew FEDRICK	Yamaha R6 - Matthew Fedrick farriers ltd/ Palmer R	5	2:04.868	85.59 mph	137.75 kph
292	R		Tommi CALDWELL	Yamaha YZF-R6 - DART Motorsport - California Suj	4	2:07.321	83.94 mph	135.09 kph
117	RMT		Brandon WRIGHT	Suzuki SV 650 - OneEl liquids.com	5	2:11.956	80.99 mph	130.35 kph

Class - 92.5% of Race Speed = 77.56 mph  
 Class R - 92.5% of Race Speed = 76.03 mph  
 Class RMT - 92.5% of Race Speed = 73.45 mph

Race Distance: 5 Laps / 14.84 miles

Snetterton 300: 2.9689 miles

Weather / Track : Bright / Dry

These results are provisional until the conclusion of any judicial and technical matters.

Date: 07/05/2022 Start: 18:20 Finish: 18:30

Clerk Of Course :	Stewards :	Timekeeper : Craig Smith
-------------------	------------	--------------------------

Results can be found at [www.tsl-timing.com](http://www.tsl-timing.com)

Printed - 18:34 Saturday, 07 May 2022



# BMCRC - MRO Championships 2022 - Rnd 3 @ Snetterton 300

## BMCRC Thunderbike Sport & Rookie Minitwins

### RACE 19 - LAP CHART

LAP 1 @ 18:22:22.546			52	54.916	2:31.678	45	1:29.015	2:25.383
NO	BEHIND	LAP TIME	LAP 3 @ 18:26:36.284			52	1:45.663	2:31.915
LAP 2 @ 18:24:29.852			NO	BEHIND	LAP TIME	LAP 5 @ 18:30:48.436		
NO	BEHIND	LAP TIME	NO	BEHIND	LAP TIME	NO	BEHIND	LAP TIME
624		2:11.410	624		2:06.432	624		2:04.868
54	2.041	2:13.451	54	0.355	2:05.943	54	0.201	2:05.267
84	5.265	2:16.675	292	9.319	2:08.206	292	12.826	2:08.338
72	5.787	2:17.197	72	11.618	2:09.649	72	20.147	2:10.809
292	6.422	2:17.832	84	14.677	2:11.194	69	22.073	2:09.237
81	7.304	2:18.714	69	15.498	2:09.916	84	23.699	2:10.684
48	7.632	2:19.042	81	15.935	2:11.465	81	23.995	2:10.186
75	8.145	2:19.555	48	18.836	2:13.288	48	32.231	2:11.492
69	9.112	2:20.522	25	21.880	2:12.562	25	32.768	2:11.107
25	9.394	2:20.804	43	22.791	2:13.070	43	33.351	2:10.782
43	9.825	2:21.235	117	23.819	2:13.164	117	35.611	2:11.956
117	10.605	2:22.015	58	24.855	2:13.738	58	37.776	2:12.381
58	12.870	2:24.280	139	34.864	2:15.674	139	54.335	2:16.159
99	13.334	2:24.744	133	36.294	2:18.066	133	55.654	2:15.631
133	14.249	2:25.659	99	39.303	2:20.176	627	1:05.044	2:16.428
139	15.253	2:26.663	186	42.427	2:20.691	99	1:05.535	2:18.577
186	15.355	2:26.765	627	42.670	2:18.817	186	1:05.845	2:17.104
91	17.925	2:29.335	91	44.296	2:19.592	91	1:11.029	2:19.352
627	17.998	2:29.408	744	50.946	2:21.344	744	1:21.487	2:20.615
78	20.739	2:32.149	138	51.938	2:20.917	138	1:21.542	2:20.517
744	20.997	2:32.407	78	54.462	2:23.580	78	1:24.447	2:20.122
138	21.288	2:32.698	49	58.955	2:24.823	152	1:31.106	2:21.802
49	22.826	2:34.236	152	1:00.075	2:24.913	49	1:31.582	2:21.712
61	23.607	2:35.017	61	1:00.207	2:24.880	61	1:32.692	2:22.034
152	23.936	2:35.346	189	1:01.272	2:24.529	189	1:37.493	2:24.795
116	24.808	2:36.218	737	1:02.419	2:23.842	90	1:46.175	2:25.825
189	25.395	2:36.805	116	1:04.457	2:27.157	116	1:47.710	2:26.028
90	25.534	2:36.944	90	1:06.484	2:26.964	45	1:47.994	2:24.045
737	27.152	2:38.562	45	1:10.718	2:26.915	737	1:50.129	2:38.275
45	28.685	2:40.095	52	1:20.834	2:32.350	52	2:12.098	2:31.501
52	30.544	2:41.954						

Weather / Track : Bright / Dry

Results can be found at [www.tsl-timing.com](http://www.tsl-timing.com)

Snetterton 300: 2.9689 miles  
Date: 07/05/2022 Start: 18:20 Finish: 18:30

Printed - 18:33 Saturday, 07 May 2022

# BMCRC - MRO Championships 2022 - Rnd 3 @ Snetterton 300

## BMCRC Thunderbike Sport & Rookie Minitwins

### RACE 19 - SECTOR ANALYSIS



SECTOR 1 = FL to I1, SECTOR 2 = I1 to FL, DIFF = Difference To Personal Best Lap, P = Crossed Finish Line in Pit Lane, D = Time Disallowed

P1 624		Matthew FEDRICK		Yamaha R6 - Matthew Fedrick farriers ltd/ Palmer Race Skool		
IDEAL LAP TIME : 2:04.868		BEST LAP TIME : 2:04.868		DIFFERENCE : 0.000		
LAP	SECTOR 1	SECTOR 2	LAP TIME	MPH	DIFF	TIME OF DAY
1 -		41.901	2:11.410	81.33	6.542	18:22:22.546
2 -	1:24.986	42.320	2:07.306	83.95	2.438	18:24:29.852
3 -	1:24.708	41.724	2:06.432 (2)	84.53	1.564	18:26:36.284
4 -	1:24.936	42.348	2:07.284 (3)	83.97	2.416	18:28:43.568
5 -	<b>1:23.683</b>	<b>41.185</b>	<b>2:04.868 (1)</b>	<b>85.59</b>		<b>18:30:48.436</b>

P2 54		Adam JAMISON		Yamaha R6 - Team AJR		
IDEAL LAP TIME : 2:05.267		BEST LAP TIME : 2:05.267		DIFFERENCE : 0.000		
LAP	SECTOR 1	SECTOR 2	LAP TIME	MPH	DIFF	TIME OF DAY
1 -		41.716	2:13.451	80.08	8.184	18:22:24.587
2 -	1:24.540	41.569	2:06.109 (3)	84.75	0.842	18:24:30.696
3 -	1:23.984	41.959	2:05.943 (2)	84.86	0.676	18:26:36.639
4 -	1:24.670	42.061	2:06.731	84.33	1.464	18:28:43.370
5 -	<b>1:23.724</b>	<b>41.543</b>	<b>2:05.267 (1)</b>	<b>85.32</b>		<b>18:30:48.637</b>

P3 292 R		Tommi CALDWELL		Yamaha YZF-R6 - DART Motorsport - California Superbike Schc		
IDEAL LAP TIME : 2:07.321		BEST LAP TIME : 2:07.321		DIFFERENCE : 0.000		
LAP	SECTOR 1	SECTOR 2	LAP TIME	MPH	DIFF	TIME OF DAY
1 -		43.294	2:17.832	77.54	10.511	18:22:28.968
2 -	1:25.729	42.700	2:08.429	83.22	1.108	18:24:37.397
3 -	1:25.320	42.886	2:08.206 (2)	83.36	0.885	18:26:45.603
4 -	<b>1:24.707</b>	<b>42.614</b>	<b>2:07.321 (1)</b>	<b>83.94</b>		<b>18:28:52.924</b>
5 -	1:25.359	42.979	2:08.338 (3)	83.28	1.017	18:31:01.262

P4 72 R		Luke LAWSON		Yamaha R6 - Bloom Valley Ltd - Farm Shop & Event Catering		
IDEAL LAP TIME : 2:09.062		BEST LAP TIME : 2:09.649		DIFFERENCE : 0.587		
LAP	SECTOR 1	SECTOR 2	LAP TIME	MPH	DIFF	TIME OF DAY
1 -		44.132	2:17.197	77.90	7.548	18:22:28.333
2 -	1:26.850	<b>43.070</b>	2:09.920 (3)	82.26	0.271	18:24:38.253
3 -	<b>1:25.992</b>	43.657	<b>2:09.649 (1)</b>	<b>82.43</b>		<b>18:26:47.902</b>
4 -	1:26.585	43.287	2:09.872 (2)	82.29	0.223	18:28:57.774
5 -	1:26.633	44.176	2:10.809	81.70	1.160	18:31:08.583

P5 69		Tony RUSSO		Yamaha R6 - Wymark Lubricants		
IDEAL LAP TIME : 2:09.194		BEST LAP TIME : 2:09.237		DIFFERENCE : 0.043		
LAP	SECTOR 1	SECTOR 2	LAP TIME	MPH	DIFF	TIME OF DAY
1 -		44.666	2:20.522	76.05	11.285	18:22:31.658
2 -	1:26.806	43.402	2:10.208	82.08	0.971	18:24:41.866
3 -	1:26.371	43.545	2:09.916 (3)	82.26	0.679	18:26:51.782
4 -	<b>1:26.186</b>	43.304	2:09.490 (2)	82.53	0.253	18:29:01.272
5 -	1:26.229	<b>43.008</b>	<b>2:09.237 (1)</b>	<b>82.70</b>		<b>18:31:10.509</b>

P6 84		Ricardo BRANCO		Yamaha R6 - IMP Racing		
IDEAL LAP TIME : 2:10.475		BEST LAP TIME : 2:10.490		DIFFERENCE : 0.015		
LAP	SECTOR 1	SECTOR 2	LAP TIME	MPH	DIFF	TIME OF DAY
1 -		<b>43.862</b>	2:16.675	78.20	6.185	18:22:27.811
2 -	1:27.648	44.308	2:11.956	80.99	1.466	18:24:39.767
3 -	1:27.164	44.030	2:11.194 (3)	81.46	0.704	18:26:50.961
4 -	<b>1:26.613</b>	43.877	<b>2:10.490 (1)</b>	<b>81.90</b>		<b>18:29:01.451</b>
5 -	1:26.800	43.884	2:10.684 (2)	81.78	0.194	18:31:12.135



# BMCRC - MRO Championships 2022 - Rnd 3 @ Snetterton 300

## BMCRC Thunderbike Sport & Rookie Minitwins

### RACE 19 - SECTOR ANALYSIS



SECTOR 1 = FL to I1, SECTOR 2 = I1 to FL, DIFF = Difference To Personal Best Lap, P = Crossed Finish Line in Pit Lane, D = Time Disallowed

P7 81		Malvern MAY		Honda CBR600RR - IMP racing			
IDEAL LAP TIME : 2:09.683		BEST LAP TIME : 2:10.026		DIFFERENCE : 0.343			
LAP	SECTOR 1	SECTOR 2	LAP TIME	MPH	DIFF	TIME OF DAY	
1 -		44.024	2:18.714	77.05	8.688	18:22:29.850	
2 -	1:27.230	43.674	2:10.904 (3)	81.64	0.878	18:24:40.754	
3 -	1:27.551	43.914	2:11.465	81.29	1.439	18:26:52.219	
4 -	1:26.751	<b>43.275</b>	<b>2:10.026 (1)</b>	<b>82.19</b>		<b>18:29:02.245</b>	
5 -	<b>1:26.408</b>	43.778	2:10.186 (2)	82.09	0.160	18:31:12.431	

P8 48		Shaun WALLIS		Yamaha R6 - MBC Despatch Racing			
IDEAL LAP TIME : 2:10.910		BEST LAP TIME : 2:11.492		DIFFERENCE : 0.582			
LAP	SECTOR 1	SECTOR 2	LAP TIME	MPH	DIFF	TIME OF DAY	
1 -		<b>44.048</b>	2:19.042	76.86	7.550	18:22:30.178	
2 -	1:27.315	44.339	2:11.654 (2)	81.18	0.162	18:24:41.832	
3 -	1:28.333	44.955	2:13.288 (3)	80.18	1.796	18:26:55.120	
4 -	1:29.091	44.964	2:14.055	79.72	2.563	18:29:09.175	
5 -	<b>1:26.862</b>	44.630	<b>2:11.492 (1)</b>	<b>81.28</b>		<b>18:31:20.667</b>	

P9 25		Harrison DAY		Yamaha R6 -			
IDEAL LAP TIME : 2:11.107		BEST LAP TIME : 2:11.107		DIFFERENCE : 0.000			
LAP	SECTOR 1	SECTOR 2	LAP TIME	MPH	DIFF	TIME OF DAY	
1 -		45.218	2:20.804	75.90	9.697	18:22:31.940	
2 -	1:28.511	45.151	2:13.662	79.96	2.555	18:24:45.602	
3 -	1:28.259	44.303	2:12.562 (3)	80.62	1.455	18:26:58.164	
4 -	1:27.684	44.249	2:11.933 (2)	81.01	0.826	18:29:10.097	
5 -	<b>1:27.404</b>	<b>43.703</b>	<b>2:11.107 (1)</b>	<b>81.52</b>		<b>18:31:21.204</b>	

P10 43		Colin WALKEY		Kawasaki ZX6R G2 - ELP Racing			
IDEAL LAP TIME : 2:10.782		BEST LAP TIME : 2:10.782		DIFFERENCE : 0.000			
LAP	SECTOR 1	SECTOR 2	LAP TIME	MPH	DIFF	TIME OF DAY	
1 -		44.516	2:21.235	75.67	10.453	18:22:32.371	
2 -	1:28.566	45.068	2:13.634	79.98	2.852	18:24:46.005	
3 -	1:28.562	44.508	2:13.070 (3)	80.31	2.288	18:26:59.075	
4 -	1:27.941	43.989	2:11.930 (2)	81.01	1.148	18:29:11.005	
5 -	<b>1:27.173</b>	<b>43.609</b>	<b>2:10.782 (1)</b>	<b>81.72</b>		<b>18:31:21.787</b>	

P11 117 RMT		Brandon WRIGHT		Suzuki SV 650 - OneEliquids.com			
IDEAL LAP TIME : 2:11.903		BEST LAP TIME : 2:11.956		DIFFERENCE : 0.053			
LAP	SECTOR 1	SECTOR 2	LAP TIME	MPH	DIFF	TIME OF DAY	
1 -		44.570	2:22.015	75.26	10.059	18:22:33.151	
2 -	1:28.292	45.496	2:13.788	79.88	1.832	18:24:46.939	
3 -	1:28.527	44.637	2:13.164 (3)	80.26	1.208	18:27:00.103	
4 -	1:28.014	<b>43.974</b>	2:11.988 (2)	80.97	0.032	18:29:12.091	
5 -	<b>1:27.929</b>	44.027	<b>2:11.956 (1)</b>	<b>80.99</b>		<b>18:31:24.047</b>	

P12 58		Mark LAWSON		Honda CBR - Crawfords metal detectors			
IDEAL LAP TIME : 2:11.985		BEST LAP TIME : 2:11.985		DIFFERENCE : 0.000			
LAP	SECTOR 1	SECTOR 2	LAP TIME	MPH	DIFF	TIME OF DAY	
1 -		46.079	2:24.280	74.07	12.295	18:22:35.416	
2 -	<b>1:27.796</b>	<b>44.189</b>	<b>2:11.985 (1)</b>	<b>80.97</b>		<b>18:24:47.401</b>	
3 -	1:28.870	44.868	2:13.738	79.91	1.753	18:27:01.139	
4 -	1:28.106	44.586	2:12.692 (3)	80.54	0.707	18:29:13.831	
5 -	1:28.016	44.365	2:12.381 (2)	80.73	0.396	18:31:26.212	

# BMCRC - MRO Championships 2022 - Rnd 3 @ Snetterton 300

## BMCRC Thunderbike Sport & Rookie Minitwins

### RACE 19 - SECTOR ANALYSIS



SECTOR 1 = FL to I1, SECTOR 2 = I1 to FL, DIFF = Difference To Personal Best Lap, P = Crossed Finish Line in Pit Lane, D = Time Disallowed

P13 139		Rob MARLEY		Honda CBR600F3 - PearTree Racing		
IDEAL LAP TIME : 2:15.425		BEST LAP TIME : 2:15.464		DIFFERENCE : 0.039		
LAP	SECTOR 1	SECTOR 2	LAP TIME	MPH	DIFF	TIME OF DAY
1 -		46.608	2:26.663	72.87	11.199	18:22:37.799
2 -	1:30.743	46.932	2:17.675	77.63	2.211	18:24:55.474
3 -	<b>1:30.074</b>	45.600	2:15.674 (2)	78.77	0.210	18:27:11.148
4 -	1:30.113	<b>45.351</b>	<b>2:15.464 (1)</b>	<b>78.89</b>		<b>18:29:26.612</b>
5 -	1:30.338	45.821	2:16.159 (3)	78.49	0.695	18:31:42.771

P14 133 R		Robert BECKETT		Suzuki GSXR -		
IDEAL LAP TIME : 2:15.503		BEST LAP TIME : 2:15.631		DIFFERENCE : 0.128		
LAP	SECTOR 1	SECTOR 2	LAP TIME	MPH	DIFF	TIME OF DAY
1 -		45.770	2:25.659	73.37	10.028	18:22:36.795
2 -	1:31.427	46.290	2:17.717 (3)	77.60	2.086	18:24:54.512
3 -	1:31.963	46.103	2:18.066	77.41	2.435	18:27:12.578
4 -	<b>1:30.524</b>	45.357	2:15.881 (2)	78.65	0.250	18:29:28.459
5 -	1:30.652	<b>44.979</b>	<b>2:15.631 (1)</b>	<b>78.80</b>		<b>18:31:44.090</b>

P15 627 RMT		Aaron MONK		Suzuki SV650 - flyaspitfire.co.uk		
IDEAL LAP TIME : 2:16.428		BEST LAP TIME : 2:16.428		DIFFERENCE : 0.000		
LAP	SECTOR 1	SECTOR 2	LAP TIME	MPH	DIFF	TIME OF DAY
1 -		46.509	2:29.408	71.53	12.980	18:22:40.544
2 -	1:32.884	46.709	2:19.593	76.56	3.165	18:25:00.137
3 -	1:32.214	46.603	2:18.817 (3)	76.99	2.389	18:27:18.954
4 -	1:31.941	46.157	2:18.098 (2)	77.39	1.670	18:29:37.052
5 -	<b>1:30.948</b>	<b>45.480</b>	<b>2:16.428 (1)</b>	<b>78.34</b>		<b>18:31:53.480</b>

P16 99 RMT		Roger PARKES		Suzuki SV650 - Simply Owners Ltd		
IDEAL LAP TIME : 2:18.224		BEST LAP TIME : 2:18.577		DIFFERENCE : 0.353		
LAP	SECTOR 1	SECTOR 2	LAP TIME	MPH	DIFF	TIME OF DAY
1 -		<b>45.930</b>	2:24.744	73.84	6.167	18:22:35.880
2 -	1:32.330	47.201	2:19.531 (2)	76.60	0.954	18:24:55.411
3 -	1:32.930	47.246	2:20.176	76.24	1.599	18:27:15.587
4 -	1:32.676	47.131	2:19.807 (3)	76.44	1.230	18:29:35.394
5 -	<b>1:32.294</b>	46.283	<b>2:18.577 (1)</b>	<b>77.12</b>		<b>18:31:53.971</b>

P17 186		Steve RICHARDS		Kawasaki ZXR400 -		
IDEAL LAP TIME : 2:16.582		BEST LAP TIME : 2:17.104		DIFFERENCE : 0.522		
LAP	SECTOR 1	SECTOR 2	LAP TIME	MPH	DIFF	TIME OF DAY
1 -		45.726	2:26.765	72.82	9.661	18:22:37.901
2 -	1:33.341	46.778	2:20.119 (3)	76.27	3.015	18:24:58.020
3 -	1:33.737	46.954	2:20.691	75.96	3.587	18:27:18.711
4 -	1:32.788	<b>45.678</b>	2:18.466 (2)	77.18	1.362	18:29:37.177
5 -	<b>1:30.904</b>	46.200	<b>2:17.104 (1)</b>	<b>77.95</b>		<b>18:31:54.281</b>

P18 91 RMT		Ben WEST		Suzuki SV650 - RV2 power		
IDEAL LAP TIME : 2:19.021		BEST LAP TIME : 2:19.352		DIFFERENCE : 0.331		
LAP	SECTOR 1	SECTOR 2	LAP TIME	MPH	DIFF	TIME OF DAY
1 -		47.094	2:29.335	71.57	9.983	18:22:40.471
2 -	1:33.886	46.631	2:20.517	76.06	1.165	18:25:00.988
3 -	1:33.303	<b>46.289</b>	2:19.592 (3)	76.56	0.240	18:27:20.580
4 -	1:33.242	46.291	2:19.533 (2)	76.59	0.181	18:29:40.113
5 -	<b>1:32.732</b>	46.620	<b>2:19.352 (1)</b>	<b>76.69</b>		<b>18:31:59.465</b>

# BMCRC - MRO Championships 2022 - Rnd 3 @ Snetterton 300

## BMCRC Thunderbike Sport & Rookie Minitwins

### RACE 19 - SECTOR ANALYSIS



SECTOR 1 = FL to I1, SECTOR 2 = I1 to FL, DIFF = Difference To Personal Best Lap, P = Crossed Finish Line in Pit Lane, D = Time Disallowed

P19 744 RMT Gary ANDERSON		Suzuki SV650 - A&M MOT Services. Guildford				
IDEAL LAP TIME : 2:20.615		BEST LAP TIME : 2:20.615		DIFFERENCE : 0.000		
LAP	SECTOR 1	SECTOR 2	LAP TIME	MPH	DIFF	TIME OF DAY
1 -		47.337	2:32.407	70.12	11.792	18:22:43.543
2 -	1:34.804	47.539	2:22.343	75.08	1.728	18:25:05.886
3 -	1:34.139	47.205	2:21.344 (2)	75.61	0.729	18:27:27.230
4 -	1:34.713	47.365	2:22.078 (3)	75.22	1.463	18:29:49.308
5 -	<b>1:33.515</b>	<b>47.100</b>	<b>2:20.615 (1)</b>	<b>76.00</b>		<b>18:32:09.923</b>

P20 138 Craig JARMIN		Suzuki SV650 - SK PreP				
IDEAL LAP TIME : 2:19.517		BEST LAP TIME : 2:20.517		DIFFERENCE : 1.000		
LAP	SECTOR 1	SECTOR 2	LAP TIME	MPH	DIFF	TIME OF DAY
1 -		47.225	2:32.698	69.99	12.181	18:22:43.834
2 -	1:35.121	48.350	2:23.471	74.49	2.954	18:25:07.305
3 -	1:34.936	<b>45.981</b>	2:20.917 (2)	75.84	0.400	18:27:28.222
4 -	1:33.856	47.383	2:21.239 (3)	75.67	0.722	18:29:49.461
5 -	<b>1:33.536</b>	46.981	<b>2:20.517 (1)</b>	<b>76.06</b>		<b>18:32:09.978</b>

P21 78 RMT Tim FRAMPTON		Suzuki SV650 - K66				
IDEAL LAP TIME : 2:20.122		BEST LAP TIME : 2:20.122		DIFFERENCE : 0.000		
LAP	SECTOR 1	SECTOR 2	LAP TIME	MPH	DIFF	TIME OF DAY
1 -		47.661	2:32.149	70.24	12.027	18:22:43.285
2 -	1:35.201	48.680	2:23.881	74.28	3.759	18:25:07.166
3 -	1:35.792	47.788	2:23.580 (3)	74.43	3.458	18:27:30.746
4 -	1:34.221	47.794	2:22.015 (2)	75.26	1.893	18:29:52.761
5 -	<b>1:32.837</b>	<b>47.285</b>	<b>2:20.122 (1)</b>	<b>76.27</b>		<b>18:32:12.883</b>

P22 152 RMT Samuel DOWNES		Suzuki SV650 -				
IDEAL LAP TIME : 2:21.381		BEST LAP TIME : 2:21.381		DIFFERENCE : 0.000		
LAP	SECTOR 1	SECTOR 2	LAP TIME	MPH	DIFF	TIME OF DAY
1 -		48.566	2:35.346	68.80	13.965	18:22:46.482
2 -	1:35.189	49.775	2:24.964	73.72	3.583	18:25:11.446
3 -	1:35.695	49.218	2:24.913 (3)	73.75	3.532	18:27:36.359
4 -	<b>1:33.837</b>	<b>47.544</b>	<b>2:21.381 (1)</b>	<b>75.59</b>		<b>18:29:57.740</b>
5 -	1:34.078	47.724	2:21.802 (2)	75.37	0.421	18:32:19.542

P23 49 Oli CHAYTOR		Honda CBR F4I - PearTree Racing				
IDEAL LAP TIME : 2:21.712		BEST LAP TIME : 2:21.712		DIFFERENCE : 0.000		
LAP	SECTOR 1	SECTOR 2	LAP TIME	MPH	DIFF	TIME OF DAY
1 -		48.939	2:34.236	69.29	12.524	18:22:45.372
2 -	1:35.645	49.399	2:25.044	73.68	3.332	18:25:10.416
3 -	1:36.329	48.494	2:24.823 (3)	73.80	3.111	18:27:35.239
4 -	1:35.299	47.768	2:23.067 (2)	74.70	1.355	18:29:58.306
5 -	<b>1:34.152</b>	<b>47.560</b>	<b>2:21.712 (1)</b>	<b>75.42</b>		<b>18:32:20.018</b>

P24 61 RMT Nick HOLMES		Suzuki SV650 -				
IDEAL LAP TIME : 2:21.976		BEST LAP TIME : 2:22.034		DIFFERENCE : 0.058		
LAP	SECTOR 1	SECTOR 2	LAP TIME	MPH	DIFF	TIME OF DAY
1 -		48.513	2:35.017	68.94	12.983	18:22:46.153
2 -	1:36.203	49.255	2:25.458	73.47	3.424	18:25:11.611
3 -	1:36.423	48.457	2:24.880 (3)	73.77	2.846	18:27:36.491
4 -	1:35.432	<b>47.171</b>	2:22.603 (2)	74.94	0.569	18:29:59.094
5 -	<b>1:34.805</b>	47.229	<b>2:22.034 (1)</b>	<b>75.25</b>		<b>18:32:21.128</b>

# BMCRC - MRO Championships 2022 - Rnd 3 @ Snetterton 300

## BMCRC Thunderbike Sport & Rookie Minitwins

### RACE 19 - SECTOR ANALYSIS



SECTOR 1 = FL to I1, SECTOR 2 = I1 to FL, DIFF = Difference To Personal Best Lap, P = Crossed Finish Line in Pit Lane, D = Time Disallowed

P25 189 RMT		Martin SIGGINS		Suzuki SV650 - Siggins Property Services			
IDEAL LAP TIME : 2:22.436		BEST LAP TIME : 2:23.578		DIFFERENCE : 1.142			
LAP	SECTOR 1	SECTOR 2	LAP TIME	MPH	DIFF	TIME OF DAY	
1 -		48.198	2:36.805	68.16	13.227	18:22:47.941	
2 -	1:36.833	48.253	2:25.086	73.66	1.508	18:25:13.027	
3 -	1:36.477	48.052	2:24.529 (2)	73.95	0.951	18:27:37.556	
4 -	<b>1:34.618</b>	48.960	<b>2:23.578 (1)</b>	<b>74.44</b>		<b>18:30:01.134</b>	
5 -	1:36.977	<b>47.818</b>	2:24.795 (3)	73.81	1.217	18:32:25.929	

P26 90 R		Marco STRILLOZZI		Yamaha R6 - KLUAPP.COM			
IDEAL LAP TIME : 2:25.667		BEST LAP TIME : 2:25.825		DIFFERENCE : 0.158			
LAP	SECTOR 1	SECTOR 2	LAP TIME	MPH	DIFF	TIME OF DAY	
1 -		<b>48.793</b>	2:36.944	68.10	11.119	18:22:48.080	
2 -	1:38.094	49.630	2:27.724	72.35	1.899	18:25:15.804	
3 -	1:37.548	49.416	2:26.964 (3)	72.72	1.139	18:27:42.768	
4 -	<b>1:36.874</b>	49.144	2:26.018 (2)	73.19	0.193	18:30:08.786	
5 -	1:36.941	48.884	<b>2:25.825 (1)</b>	<b>73.29</b>		<b>18:32:34.611</b>	

P27 116		Gareth FAITH		Suzuki SV650 - Sitramoto			
IDEAL LAP TIME : 2:26.028		BEST LAP TIME : 2:26.028		DIFFERENCE : 0.000			
LAP	SECTOR 1	SECTOR 2	LAP TIME	MPH	DIFF	TIME OF DAY	
1 -		49.153	2:36.218	68.41	10.190	18:22:47.354	
2 -	1:37.447	48.783	2:26.230 (2)	73.09	0.202	18:25:13.584	
3 -	1:37.501	49.656	2:27.157 (3)	72.63	1.129	18:27:40.741	
4 -	1:38.862	50.515	2:29.377	71.55	3.349	18:30:10.118	
5 -	<b>1:37.252</b>	<b>48.776</b>	<b>2:26.028 (1)</b>	<b>73.19</b>		<b>18:32:36.146</b>	

P28 45 RMT		Terence QUINCE		Suzuki SV650 - K&Q			
IDEAL LAP TIME : 2:24.045		BEST LAP TIME : 2:24.045		DIFFERENCE : 0.000			
LAP	SECTOR 1	SECTOR 2	LAP TIME	MPH	DIFF	TIME OF DAY	
1 -		49.936	2:40.095	66.76	16.050	18:22:51.231	
2 -	1:38.594	50.262	2:28.856	71.80	4.811	18:25:20.087	
3 -	1:37.404	49.511	2:26.915 (3)	72.75	2.870	18:27:47.002	
4 -	1:36.492	48.891	2:25.383 (2)	73.51	1.338	18:30:12.385	
5 -	<b>1:35.757</b>	<b>48.288</b>	<b>2:24.045 (1)</b>	<b>74.19</b>		<b>18:32:36.430</b>	

P29 737		Vincent LEWIN		Honda CBR600F3 - VINITWINRACING.CO.UK			
IDEAL LAP TIME : 2:21.587		BEST LAP TIME : 2:21.587		DIFFERENCE : 0.000			
LAP	SECTOR 1	SECTOR 2	LAP TIME	MPH	DIFF	TIME OF DAY	
1 -		50.162	2:38.562	67.40	16.975	18:22:49.698	
2 -	1:36.043	49.120	2:25.163 (3)	73.62	3.576	18:25:14.861	
3 -	1:35.592	48.250	2:23.842 (2)	74.30	2.255	18:27:38.703	
4 -	<b>1:33.454</b>	<b>48.133</b>	<b>2:21.587 (1)</b>	<b>75.48</b>		<b>18:30:00.290</b>	
5 -	1:42.623	55.652	2:38.275	67.52	16.688	18:32:38.565	

P30 52 RMT		Stephen BAYLEY		Suzuki SV650 - Mander Organ Builders Racing			
IDEAL LAP TIME : 2:30.995		BEST LAP TIME : 2:31.501		DIFFERENCE : 0.506			
LAP	SECTOR 1	SECTOR 2	LAP TIME	MPH	DIFF	TIME OF DAY	
1 -		<b>51.201</b>	2:41.954	65.99	10.453	18:22:53.090	
2 -	1:40.177	51.501	2:31.678 (2)	70.46	0.177	18:25:24.768	
3 -	1:40.394	51.956	2:32.350	70.15	0.849	18:27:57.118	
4 -	1:39.817	52.098	2:31.915 (3)	70.35	0.414	18:30:29.033	
5 -	<b>1:39.794</b>	51.707	<b>2:31.501 (1)</b>	<b>70.54</b>		<b>18:33:00.534</b>	

# BMCRC - MRO Championships 2022 - Rnd 3 @ Snetterton 300

## BMCRC Thunderbike Sport & Rookie Minitwins

### RACE 19 - SECTOR ANALYSIS



SECTOR 1 = FL to I1, SECTOR 2 = I1 to FL, DIFF = Difference To Personal Best Lap, P = Crossed Finish Line in Pit Lane, D = Time Disallowed

<b>P31</b>	<b>75</b>	<b>Stewart MAY</b>	Honda CBR600F3 - Moths in the wallet			
IDEAL LAP TIME : 2:13.616		BEST LAP TIME :	DIFFERENCE :			
LAP	SECTOR 1	SECTOR 2	LAP TIME	MPH	DIFF	TIME OF DAY
1 -		<b>44.131</b>	2:19.555	76.58		18:22:30.691

# BMCRC - MRO Championships 2022 - Rnd 3 @ Snetterton 300

## BMCRC Thunderbike Sport & Rookie Minitwins

### RACE 19 - BEST SECTORS

SECTOR 1			SECTOR 2			IDEAL / BEST COMPARISON						
POS	NO	NAME	TIME	NO	NAME	TIME	POS	NO	NAME	IDEAL	BEST	DIFF
									<b>PERFECT LAP</b>	<b>2:04.868</b>		
1	624	FEDRICK	1:23.683	624	FEDRICK	41.185	1	624	FEDRICK	2:04.868	2:04.868	0.000
2	54	JAMISON	1:23.724	54	JAMISON	41.543	2	54	JAMISON	2:05.267	2:05.267	0.000
3	292	CALDWELL	1:24.707	292	CALDWELL	42.614	3	292	CALDWELL	2:07.321	2:07.321	0.000
4	72	LAWSON	1:25.992	69	RUSSO	43.008	4	72	LAWSON	2:09.062	2:09.649	0.587
5	69	RUSSO	1:26.186	72	LAWSON	43.070	5	69	RUSSO	2:09.194	2:09.237	0.043
6	81	MAY	1:26.408	81	MAY	43.275	6	81	MAY	2:09.683	2:10.026	0.343
7	84	BRANCO	1:26.613	43	WALKEY	43.609	7	84	BRANCO	2:10.475	2:10.490	0.015
8	48	WALLIS	1:26.862	25	DAY	43.703	8	43	WALKEY	2:10.782	2:10.782	0.000
9	43	WALKEY	1:27.173	84	BRANCO	43.862	9	48	WALLIS	2:10.910	2:11.492	0.582
10	25	DAY	1:27.404	117	WRIGHT	43.974	10	25	DAY	2:11.107	2:11.107	0.000
11	58	LAWSON	1:27.796	48	WALLIS	44.048	11	117	WRIGHT	2:11.903	2:11.956	0.053
12	117	WRIGHT	1:27.929	75	MAY	44.131	12	58	LAWSON	2:11.985	2:11.985	0.000
13	75	MAY	1:29.485	58	LAWSON	44.189	13	75	MAY	2:13.616		
14	139	MARLEY	1:30.074	133	BECKETT	44.979	14	139	MARLEY	2:15.425	2:15.464	0.039
15	133	BECKETT	1:30.524	139	MARLEY	45.351	15	133	BECKETT	2:15.503	2:15.631	0.128
16	186	RICHARDS	1:30.904	627	MONK	45.480	16	627	MONK	2:16.428	2:16.428	0.000
17	627	MONK	1:30.948	186	RICHARDS	45.678	17	186	RICHARDS	2:16.582	2:17.104	0.522
18	99	PARKES	1:32.294	99	PARKES	45.930	18	99	PARKES	2:18.224	2:18.577	0.353
19	91	WEST	1:32.732	138	JARMIN	45.981	19	91	WEST	2:19.021	2:19.352	0.331
20	78	FRAMPTON	1:32.837	91	WEST	46.289	20	138	JARMIN	2:19.517	2:20.517	1.000
21	737	LEWIN	1:33.454	744	ANDERSON	47.100	21	78	FRAMPTON	2:20.122	2:20.122	0.000
22	744	ANDERSON	1:33.515	61	HOLMES	47.171	22	744	ANDERSON	2:20.615	2:20.615	0.000
23	138	JARMIN	1:33.536	78	FRAMPTON	47.285	23	152	DOWNES	2:21.381	2:21.381	0.000
24	152	DOWNES	1:33.837	152	DOWNES	47.544	24	737	LEWIN	2:21.587	2:21.587	0.000
25	49	CHAYTOR	1:34.152	49	CHAYTOR	47.560	25	49	CHAYTOR	2:21.712	2:21.712	0.000
26	189	SIGGINS	1:34.618	189	SIGGINS	47.818	26	61	HOLMES	2:21.976	2:22.034	0.058
27	61	HOLMES	1:34.805	737	LEWIN	48.133	27	189	SIGGINS	2:22.436	2:23.578	1.142
28	45	QUINCE	1:35.757	45	QUINCE	48.288	28	45	QUINCE	2:24.045	2:24.045	0.000
29	90	STRILLOZZI	1:36.874	116	FAITH	48.776	29	90	STRILLOZZI	2:25.667	2:25.825	0.158
30	116	FAITH	1:37.252	90	STRILLOZZI	48.793	30	116	FAITH	2:26.028	2:26.028	0.000
31	52	BAYLEY	1:39.794	52	BAYLEY	51.201	31	52	BAYLEY	2:30.995	2:31.501	0.506

# BMCRC - MRO Championships 2022 - Rnd 3 @ Snetterton 300

## BMCRC Thunderbike Sport & Rookie Minitwins

### RACE 19 - STATISTICS

**Competitors Started** 31  
**Planned Start** 2022-05-07 @ 18:25:00.000  
**Actual Start** 2022-05-07 @ 18:20:11.135  
**Finish Time** 2022-05-07 @ 18:30:48.435  
**Track Length** 2.9689mi.  
**Total Laps** 151  
**Total Distance Covered** 448.3056mi.

#### Session Fastest Lap History

NO	CL	NAME	LAP TIME	TIME OF DAY	LAP	VEHICLE
624		Matthew FEDRICK	2:07.306	18:24:29.871	2	Yamaha R6
54		Adam JAMISON	2:06.109	18:24:30.696	2	Yamaha R6
54		Adam JAMISON	2:05.943	18:26:36.640	3	Yamaha R6
624		Matthew FEDRICK	2:04.868	18:30:48.455	5	Yamaha R6

#### Session Leader History

NO	CL	NAME	FROM LAP	LAPS LED	DISTANCE	VEHICLE
624		Matthew FEDRICK	1	3	8.90 miles	Yamaha R6
54		Adam JAMISON	4	1	2.96 miles	Yamaha R6
624		Matthew FEDRICK	5	1	2.96 miles	Yamaha R6

#### Flag History

TYPE	TIME OF DAY
GREEN	18:20:11.135
FINISH	18:30:48.435

#### Flag Statistics

TYPE	COUNT	TOTAL LAPS	TOTAL TIME
Green	1	5	12:54.811
Red	0	0	0.000
Safety Car	0	0	0.000
FCY	0	0	0.000

# BMCRC - MRO Championships 2022 - Rnd 3 @ Snetterton 300

## BMCRC Thunderbike Sport & Rookie Minitwins

### RACE 19 - STATISTICS

CLASS :

16 Starters

#### Fastest Lap History

NO	NAME	LAP TIME	TIME OF DAY	LAP	VEHICLE
624	Matthew FEDRICK	<b>2:07.306</b>	18:24:29.871	2	Yamaha R6
54	Adam JAMISON	<b>2:06.109</b>	18:24:30.696	2	Yamaha R6
54	Adam JAMISON	<b>2:05.943</b>	18:26:36.640	3	Yamaha R6
624	Matthew FEDRICK	<b>2:04.868</b>	18:30:48.455	5	Yamaha R6

#### Leader History

NO	NAME	FROM LAP	LAPS LED	DISTANCE	VEHICLE
624	Matthew FEDRICK	1	3	8.90 miles	Yamaha R6
54	Adam JAMISON	4	1	2.96 miles	Yamaha R6
624	Matthew FEDRICK	5	1	2.96 miles	Yamaha R6



# BMCRC - MRO Championships 2022 - Rnd 3 @ Snetterton 300

## BMCRC Thunderbike Sport & Rookie Minitwins

### RACE 19 - STATISTICS

CLASS : R

4 Starters

#### Fastest Lap History

NO	NAME	LAP TIME	TIME OF DAY	LAP	VEHICLE
292	Tommi CALDWELL	2:08.429	18:24:37.401	2	Yamaha YZF-R6
292	Tommi CALDWELL	2:08.206	18:26:45.608	3	Yamaha YZF-R6
292	Tommi CALDWELL	2:07.321	18:28:52.929	4	Yamaha YZF-R6

#### Leader History

NO	NAME	FROM LAP	LAPS LED	DISTANCE	VEHICLE
72	Luke LAWSON	1	1	2.96 miles	Yamaha R6
292	Tommi CALDWELL	2	4	11.87 miles	Yamaha YZF-R6

# BMCRC - MRO Championships 2022 - Rnd 3 @ Snetterton 300

## BMCRC Thunderbike Sport & Rookie Minitwins

### RACE 19 - STATISTICS

CLASS : RMT

11 Starters

#### Fastest Lap History

NO	NAME	LAP TIME	TIME OF DAY	LAP	VEHICLE
117	Brandon WRIGHT	<b>2:13.788</b>	18:24:46.945	2	Suzuki SV 650
117	Brandon WRIGHT	<b>2:13.164</b>	18:27:00.108	3	Suzuki SV 650
117	Brandon WRIGHT	<b>2:11.988</b>	18:29:12.098	4	Suzuki SV 650
117	Brandon WRIGHT	<b>2:11.956</b>	18:31:24.053	5	Suzuki SV 650

#### Leader History

NO	NAME	FROM LAP	LAPS LED	DISTANCE	VEHICLE
117	Brandon WRIGHT	1	5	14.84 miles	Suzuki SV 650

# BMCRC - MRO Championships 2022 - Rnd 3 @ Snetterton 300

## BMCRC Thunderbike Sport & Rookie Minitwins

### RACE 10 - GRID (7 Laps)

ROW 11		32	71	Colin CLUNE	31	52	Stephen BAYLEY	2:31.501					
ROW 10	2:26.028	30	116	Gareth FAITH	2:25.825	29	90	Marco STRILLOZZI	2:24.045	28	45	Terence QUINCE	
ROW 9		2:23.578	27	189	Martin SIGGINS	2:22.034	26	61	Nick HOLMES	2:21.712	25	49	Oli CHAYTOR
ROW 8	2:21.587	24	737	Vincent LEWIN	2:21.381	23	152	Samuel DOWNES	2:20.615	22	744	Gary ANDERSON	
ROW 7		2:20.517	21	138	Craig JARMIN	2:20.122	20	78	Tim FRAMPTON	2:19.352	19	91	Ben WEST
ROW 6	2:18.577	18	99	Roger PARKES	2:17.104	17	186	Steve RICHARDS		16	75	Stewart MAY	
ROW 5		2:16.428	15	627	Aaron MONK	2:15.631	14	133	Robert BECKETT	2:15.464	13	139	Rob MARLEY
ROW 4	2:11.985	12	58	Mark LAWSON	2:11.956	11	117	Brandon WRIGHT	2:11.492	10	48	Shaun WALLIS	
ROW 3		2:11.107	9	25	Harrison DAY	2:10.782	8	43	Colin WALKEY	2:10.490	7	84	Ricardo BRANCO
ROW 2	2:10.026	6	81	Malvern MAY	2:09.649	5	72	Luke LAWSON	2:09.237	4	69	Tony RUSSO	
ROW 1		2:07.321	3	292	Tommi CALDWELL	2:05.267	2	54	Adam JAMISON	2:04.868	1	624	Matthew FEDRICK
<b>Pole</b>													

Snetterton 300: 2.9689 miles

These results are provisional until the conclusion of any judicial and technical matters.

Clerk Of Course :	Stewards :	Timekeeper : Craig Smith
-------------------	------------	--------------------------

Results can be found at [www.tsl-timing.com](http://www.tsl-timing.com)

Printed - 18:35 Saturday, 07 May 2022



# BMCRC - MRO Championships 2022 - Rnd 3 @ Snetterton 300



## BMCRC Thunderbike Sport & Rookie Minitwins

### RACE 10 - CLASSIFICATION - AMENDED

POS	NO	CL	PIC NAME	ENTRY	LAPS	TIME	GAP	DIFF	MPH	BEST	ON
1	<b>624*</b>		1 Matthew FEDRICK	Yamaha R6 - Matthew Fedrick farriers ltd/ Palmer R	7	14:51.427			83.92	<b>2:06.122</b>	7
2	<b>54</b>		2 Adam JAMISON	Yamaha R6 - Team AJR	7	14:51.600	<b>0.173</b>	0.173	83.91	<b>2:06.174</b>	6
3	<b>69</b>		3 Tony RUSSO	Yamaha R6 - Wymark Lubricants	7	15:09.951	<b>18.524</b>	18.351	82.22	<b>2:07.082</b>	5
4	<b>72</b>	R	1 Luke LAWSON	Yamaha R6 - Bloom Valley Ltd - Farm Shop & Even	7	15:15.764	<b>24.337</b>	5.813	81.69	<b>2:07.903</b>	5
5	<b>43</b>		4 Colin WALKEY	Kawasaki ZX6R G2 - ELP Racing	7	15:16.933	<b>25.506</b>	1.169	81.59	<b>2:08.282</b>	7
6	<b>48</b>		5 Shaun WALLIS	Yamaha R6 - MBC Despatch Racing	7	15:19.781	<b>28.354</b>	2.848	81.34	<b>2:08.709</b>	6
7	<b>84</b>		6 Ricardo BRANCO	Yamaha R6 - IMP Racing	7	15:22.547	<b>31.120</b>	2.766	81.09	<b>2:09.355</b>	6
8	<b>81</b>		7 Malvern MAY	Honda CBR600RR - IMP racing	7	15:22.792	<b>31.365</b>	0.245	81.07	<b>2:09.230</b>	4
9	<b>66</b>		8 Mitch DUCRAN	Suzuki SV650 - JP Haulage	7	15:24.530	<b>33.103</b>	1.738	80.92	<b>2:09.357</b>	5
10	<b>75</b>		9 Stewart MAY	Honda CBR600F3 - Moths in the wallet	7	15:25.662	<b>34.235</b>	1.132	80.82	<b>2:09.875</b>	6
11	<b>117</b>	RMT	1 Brandon WRIGHT	Suzuki SV 650 - OneEl liquids.com	7	15:25.721	<b>34.294</b>	0.059	80.81	<b>2:09.920</b>	6
12	<b>58</b>		10 Mark LAWSON	Honda CBR - Crawfords metal detectors	7	15:27.447	<b>36.020</b>	1.726	80.66	<b>2:10.438</b>	4
13	<b>139</b>		11 Rob MARLEY	Honda CBR600F3 - PearTree Racing	7	15:54.538	<b>1:03.111</b>	27.091	78.37	<b>2:13.357</b>	6
14	<b>99</b>	RMT	2 Roger PARKES	Suzuki SV650 - Simply Owners Ltd	7	15:56.919	<b>1:05.492</b>	2.381	78.18	<b>2:13.052</b>	7
15	<b>627</b>	RMT	3 Aaron MONK	Suzuki SV650 - flyaspitfire.co.uk	7	15:57.509	<b>1:06.082</b>	0.590	78.13	<b>2:13.653</b>	7
16	<b>91</b>	RMT	4 Ben WEST	Suzuki SV650 - RV2 power	7	16:26.900	<b>1:35.473</b>	29.391	75.80	<b>2:17.936</b>	3
17	<b>78</b>	RMT	5 Tim FRAMPTON	Suzuki SV650 - K66	7	16:32.977	<b>1:41.550</b>	6.077	75.34	<b>2:18.179</b>	7
18	<b>61</b>	RMT	6 Nick HOLMES	Suzuki SV650 -	7	16:33.041	<b>1:41.614</b>	0.064	75.34	<b>2:18.181</b>	7
19	<b>49</b>		12 Oli CHAYTOR	Honda CBR F4i - PearTree Racing	7	16:45.922	<b>1:54.495</b>	12.881	74.37	<b>2:21.001</b>	7
20	<b>116</b>		13 Gareth FAITH	Suzuki SV650 - Sitramoto	7	16:51.250	<b>1:59.823</b>	5.328	73.98	<b>2:21.749</b>	3
21	<b>45</b>	RMT	7 Terence QUINCE	Suzuki SV650 - K&Q	7	16:55.782	<b>2:04.355</b>	4.532	73.65	<b>2:22.408</b>	7
22	<b>90</b>	R	2 Marco STRILLOZZI	Yamaha R6 - KLUAPP.COM	7	17:14.016	<b>2:22.589</b>	18.234	72.35	<b>2:22.998</b>	6
23	<b>152</b>	RMT	8 Samuel DOWNES	Suzuki SV650 -	6	14:52.207	<b>1 Lap</b>	1 Lap	71.87	<b>2:25.320</b>	6
24	<b>52</b>	RMT	9 Stephen BAYLEY	Suzuki SV650 - Mander Organ Builders Racing	6	15:08.486	<b>1 Lap</b>	16.279	70.58	<b>2:26.285</b>	5
25	<b>63</b>		14 Robert BUSH	Suzuki GSXR 600 - Legacy Racing	6	15:45.910	<b>1 Lap</b>	37.424	67.79	<b>2:35.040</b>	5

#### NOT CLASSIFIED

DNF	<b>138</b>		Craig JARMIN	Suzuki SV650 - SK PreP	5	12:31.271	<b>2 Laps</b>	1 Lap	71.13	<b>2:24.999</b>	4
DNF	<b>25</b>		Harrison DAY	Yamaha R6 -	3	6:44.687	<b>4 Laps</b>	2 Laps	79.23	<b>2:11.325</b>	3
DNF	<b>744</b>	RMT	Gary ANDERSON	Suzuki SV650 - A&M MOT Services. Guildford	2	4:55.136	<b>5 Laps</b>	1 Lap	72.42	<b>2:25.539</b>	2
DNF	<b>292</b>	R	Tommi CALDWELL	Yamaha YZF-R6 - DART Motorsport - California Suj	0						
DNF	<b>737</b>		Vincent LEWIN	Honda CBR600F3 - VINITWINRACING.CO.UK	0						

#### FASTEST LAP

<b>624</b>	Matthew FEDRICK	Yamaha R6 - Matthew Fedrick farriers ltd/ Palmer R	7	2:06.122	84.74 mph	136.38 kph
<b>72</b>	R Luke LAWSON	Yamaha R6 - Bloom Valley Ltd - Farm Shop & Even	5	2:07.903	83.56 mph	134.48 kph
<b>117</b>	RMT Brandon WRIGHT	Suzuki SV 650 - OneEl liquids.com	6	2:09.920	82.26 mph	132.39 kph

Result Amended - No. 624 - Jump start penalty rescinded

Class - 92.5% of Race Speed = 77.62 mph

Class R - 92.5% of Race Speed = 75.56 mph

Class RMT - 92.5% of Race Speed = 74.74 mph

Race Distance: 7 Laps / 20.78 miles

Snetterton 300: 2.9689 miles

Date: 08/05/2022 Start: 13:00 Finish: 13:15

Weather / Track : Bright / Dry

These results are provisional until the conclusion of any judicial and technical matters.

Clerk Of Course :	Stewards :	Timekeeper : Craig Smith
-------------------	------------	--------------------------

Results can be found at [www.tsl-timing.com](http://www.tsl-timing.com)

Printed - 14:47 Sunday, 08 May 2022



# BMCRC - MRO Championships 2022 - Rnd 3 @ Snetterton 300

## BMCRC Thunderbike Sport & Rookie Minitwins

### RACE 10 - LAP CHART

#### LAP 1 @ 13:02:34.789

NO	BEHIND	LAP TIME
54		2:11.917
624	0.228	2:12.145
69	6.138	2:18.055
84	6.156	2:18.073
43	6.685	2:18.602
48	6.820	2:18.737
72	6.918	2:18.835
81	7.516	2:19.433
58	7.931	2:19.848
117	8.778	2:20.695
75	8.806	2:20.723
66	9.697	2:21.614
25	9.887	2:21.804
99	13.214	2:25.131
139	13.795	2:25.712
627	13.808	2:25.725
91	14.616	2:26.533
116	16.816	2:28.733
744	17.680	2:29.597
61	18.238	2:30.155
49	19.159	2:31.076
78	20.700	2:32.617
45	22.249	2:34.166
152	24.853	2:36.770
90	27.369	2:39.286
52	27.666	2:39.583
138	27.762	2:39.679
63	32.620	2:44.537

#### LAP 2 @ 13:04:41.920

NO	BEHIND	LAP TIME
54		2:07.131
624	0.185	2:07.088
69	9.382	2:10.375
84	9.540	2:10.515
43	10.119	2:10.565
48	10.760	2:11.071
81	11.258	2:10.873
72	11.378	2:11.591
58	12.125	2:11.325
66	12.995	2:10.429
75	13.200	2:11.525
117	13.937	2:12.290
25	14.314	2:11.558
139	22.261	2:15.597
99	23.452	2:17.369
627	23.881	2:17.204
91	25.834	2:18.349
116	32.445	2:22.760
61	33.810	2:22.703
49	34.043	2:22.015
78	35.215	2:21.646
744	36.088	2:25.539
45	40.409	2:25.291
152	45.186	2:27.464
90	49.754	2:29.516
138	51.471	2:30.840
52	52.338	2:31.803
63	1:03.677	2:38.188

#### LAP 3 @ 13:06:48.679

NO	BEHIND	LAP TIME
54		2:06.759
624	0.136	2:06.710
69	10.761	2:08.138
84	13.967	2:11.186
43	14.114	2:10.754
48	14.256	2:10.255
72	15.588	2:10.969
58	16.143	2:10.777
81	16.314	2:11.815
75	16.762	2:10.321
117	17.904	2:10.726
66	18.011	2:11.775
25	18.880	2:11.325
139	31.341	2:15.839
99	32.277	2:15.584
627	32.661	2:15.539
91	37.011	2:17.936
116	47.435	2:21.749
61	48.671	2:21.620
78	49.637	2:21.181
49	49.941	2:22.657
45	58.192	2:24.542
152	1:05.851	2:27.424
90	1:10.564	2:27.569
52	1:13.773	2:28.194
138	1:13.926	2:29.214
63	1:34.184	2:37.266

#### LAP 4 @ 13:08:55.395

NO	BEHIND	LAP TIME
624		2:06.580
54	0.075	2:06.791
69	12.521	2:08.476
43	17.514	2:10.116
72	17.955	2:09.083
84	18.014	2:10.763
48	18.215	2:10.675
81	18.828	2:09.230
58	19.865	2:10.438
75	20.717	2:10.671
117	21.897	2:10.709
66	21.951	2:10.656
139	39.634	2:15.009
99	40.668	2:15.107
627	40.905	2:14.960
91	50.415	2:20.120
78	1:02.770	2:19.849
116	1:02.802	2:22.083
61	1:02.978	2:21.023
49	1:04.674	2:21.449
45	1:14.880	2:23.404
152	1:26.126	2:26.991
90	1:29.346	2:25.498
138	1:32.209	2:24.999
52	1:33.370	2:26.313
63	2:03.193	2:35.725

#### LAP 5 @ 13:11:01.786

NO	BEHIND	LAP TIME
54		2:06.316
624	0.233	2:06.624
69	13.212	2:07.082

72	19.467	2:07.903
43	20.527	2:09.404
48	23.098	2:11.274
84	23.426	2:11.803
81	23.550	2:11.113
58	24.279	2:10.805
75	24.729	2:10.403
66	24.917	2:09.357
117	25.614	2:10.108
139	46.815	2:13.572
627	49.515	2:15.001
99	49.729	2:15.452
91	1:03.981	2:19.957
78	1:16.500	2:20.121
61	1:16.675	2:20.088
49	1:20.010	2:21.727
116	1:21.110	2:24.699
45	1:31.513	2:23.024
90	1:47.607	2:24.652
152	1:47.973	2:28.238
138	1:52.357	2:26.539
52	1:53.264	2:26.285

#### LAP 6 @ 13:13:07.960

NO	BEHIND	LAP TIME
54		2:06.174
624	0.217	2:06.158
69	15.008	2:07.970
72	22.676	2:09.383
43	23.563	2:09.210
48	25.633	2:08.709
63	1 Lap	2:35.040
84	26.607	2:09.355
81	28.176	2:10.800
66	28.248	2:09.505
75	28.430	2:09.875
117	29.360	2:09.920
58	30.046	2:11.941
139	53.998	2:13.357
627	58.768	2:15.427
99	58.779	2:15.224
91	1:18.975	2:21.168
78	1:29.710	2:19.384
61	1:29.772	2:19.271
49	1:39.833	2:25.997
116	1:39.866	2:24.930
45	1:48.286	2:22.947
90	2:04.431	2:22.998

#### LAP 7 @ 13:15:14.299

NO	BEHIND	LAP TIME
624		2:06.122
54	0.173	2:06.512
152	1 Lap	2:25.320
52	1 Lap	2:36.308
69	18.524	2:09.855
72	24.337	2:08.000
43	25.506	2:08.282
48	28.354	2:09.060
84	31.120	2:10.852
81	31.365	2:09.528
66	33.103	2:11.194
75	34.235	2:12.144
117	34.294	2:11.273
58	36.020	2:12.313

63	1 Lap	2:35.154
139	1:03.111	2:15.452
99	1:05.492	2:13.052
627	1:06.082	2:13.653
91	1:35.473	2:22.837
78	1:41.550	2:18.179
61	1:41.614	2:18.181
49	1:54.495	2:21.001
116	1:59.823	2:26.296
45	2:04.355	2:22.408
90	2:22.589	2:24.497

# BMCRC - MRO Championships 2022 - Rnd 3 @ Snetterton 300

## BMCRC Thunderbike Sport & Rookie Minitwins

### RACE 10 - SECTOR ANALYSIS



SECTOR 1 = FL to I1, SECTOR 2 = I1 to FL, DIFF = Difference To Personal Best Lap, P = Crossed Finish Line in Pit Lane, D = Time Disallowed

<b>P1 54 Adam JAMISON</b>		Yamaha R6 - Team AJR				
IDEAL LAP TIME : 2:05.555		BEST LAP TIME : 2:06.174		DIFFERENCE : 0.619		
LAP	SECTOR 1	SECTOR 2	LAP TIME	MPH	DIFF	TIME OF DAY
1 -		42.205	2:11.917	81.02	5.743	13:02:34.789
2 -	1:25.035	42.096	2:07.131	84.07	0.957	13:04:41.920
3 -	1:24.266	42.493	2:06.759	84.31	0.585	13:06:48.679
4 -	1:23.952	42.839	2:06.791	84.29	0.617	13:08:55.470
5 -	1:24.211	42.105	2:06.316 (2)	84.61	0.142	13:11:01.786
6 -	1:24.343	<b>41.831</b>	<b>2:06.174 (1)</b>	<b>84.70</b>		<b>13:13:07.960</b>
7 -	<b>1:23.724</b>	42.788	2:06.512 (3)	84.48	0.338	13:15:14.472

<b>P2 624 Matthew FEDRICK</b>		Yamaha R6 - Matthew Fedrick farriers ltd/ Palmer Race Skool				
IDEAL LAP TIME : 2:05.386		BEST LAP TIME : 2:06.122		DIFFERENCE : 0.736		
LAP	SECTOR 1	SECTOR 2	LAP TIME	MPH	DIFF	TIME OF DAY
1 -		42.238	2:12.145	80.88	6.023	13:02:35.017
2 -	1:25.266	41.822	2:07.088	84.09	0.966	13:04:42.105
3 -	1:24.583	42.127	2:06.710	84.35	0.588	13:06:48.815
4 -	1:24.013	42.567	2:06.580 (3)	84.43	0.458	13:08:55.395
5 -	1:24.678	41.946	2:06.624	84.40	0.502	13:11:02.019
6 -	1:24.677	<b>41.481</b>	2:06.158 (2)	84.71	0.036	13:13:08.177
7 -	<b>1:23.905</b>	42.217	<b>2:06.122 (1)</b>	<b>84.74</b>		<b>13:15:14.299</b>

<b>P3 69 Tony RUSSO</b>		Yamaha R6 - Wymark Lubricants				
IDEAL LAP TIME : 2:07.082		BEST LAP TIME : 2:07.082		DIFFERENCE : 0.000		
LAP	SECTOR 1	SECTOR 2	LAP TIME	MPH	DIFF	TIME OF DAY
1 -		43.739	2:18.055	77.41	10.973	13:02:40.927
2 -	1:27.363	43.012	2:10.375	81.97	3.293	13:04:51.302
3 -	1:25.541	42.597	2:08.138 (3)	83.41	1.056	13:06:59.440
4 -	1:25.647	42.829	2:08.476	83.19	1.394	13:09:07.916
5 -	<b>1:24.734</b>	<b>42.348</b>	<b>2:07.082 (1)</b>	<b>84.10</b>		<b>13:11:14.998</b>
6 -	1:25.333	42.637	2:07.970 (2)	83.52	0.888	13:13:22.968
7 -	1:25.759	44.096	2:09.855	82.30	2.773	13:15:32.823

<b>P4 72 R Luke LAWSON</b>		Yamaha R6 - Bloom Valley Ltd - Farm Shop & Event Catering				
IDEAL LAP TIME : 2:07.290		BEST LAP TIME : 2:07.903		DIFFERENCE : 0.613		
LAP	SECTOR 1	SECTOR 2	LAP TIME	MPH	DIFF	TIME OF DAY
1 -		44.094	2:18.835	76.98	10.932	13:02:41.707
2 -	1:27.694	43.897	2:11.591	81.22	3.688	13:04:53.298
3 -	1:25.928	45.041	2:10.969	81.60	3.066	13:07:04.267
4 -	1:25.684	43.399	2:09.083 (3)	82.80	1.180	13:09:13.350
5 -	1:25.392	<b>42.511</b>	<b>2:07.903 (1)</b>	<b>83.56</b>		<b>13:11:21.253</b>
6 -	1:24.955	44.428	2:09.383	82.60	1.480	13:13:30.636
7 -	<b>1:24.779</b>	43.221	2:08.000 (2)	83.50	0.097	13:15:38.636

<b>P5 43 Colin WALKEY</b>		Kawasaki ZX6R G2 - ELP Racing				
IDEAL LAP TIME : 2:08.282		BEST LAP TIME : 2:08.282		DIFFERENCE : 0.000		
LAP	SECTOR 1	SECTOR 2	LAP TIME	MPH	DIFF	TIME OF DAY
1 -		44.058	2:18.602	77.11	10.320	13:02:41.474
2 -	1:27.058	43.507	2:10.565	81.86	2.283	13:04:52.039
3 -	1:26.842	43.912	2:10.754	81.74	2.472	13:07:02.793
4 -	1:26.845	43.271	2:10.116	82.14	1.834	13:09:12.909
5 -	1:26.058	43.346	2:09.404 (3)	82.59	1.122	13:11:22.313
6 -	1:25.676	43.534	2:09.210 (2)	82.71	0.928	13:13:31.523
7 -	<b>1:25.046</b>	<b>43.236</b>	<b>2:08.282 (1)</b>	<b>83.31</b>		<b>13:15:39.805</b>

# BMCRC - MRO Championships 2022 - Rnd 3 @ Snetterton 300

## BMCRC Thunderbike Sport & Rookie Minitwins

### RACE 10 - SECTOR ANALYSIS



SECTOR 1 = FL to I1, SECTOR 2 = I1 to FL, DIFF = Difference To Personal Best Lap, P = Crossed Finish Line in Pit Lane, D = Time Disallowed

<b>P6 48</b>		<b>Shaun WALLIS</b>		Yamaha R6 - MBC Despatch Racing		
IDEAL LAP TIME : 2:08.291		BEST LAP TIME : 2:08.709		DIFFERENCE : 0.418		
LAP	SECTOR 1	SECTOR 2	LAP TIME	MPH	DIFF	TIME OF DAY
1 -		44.274	2:18.737	77.03	10.028	13:02:41.609
2 -	1:27.169	43.902	2:11.071	81.54	2.362	13:04:52.680
3 -	1:26.155	44.100	2:10.255 (3)	82.05	1.546	13:07:02.935
4 -	1:26.840	43.835	2:10.675	81.79	1.966	13:09:13.610
5 -	1:27.523	43.751	2:11.274	81.41	2.565	13:11:24.884
6 -	1:25.582	<b>43.127</b>	<b>2:08.709 (1)</b>	<b>83.04</b>		<b>13:13:33.593</b>
7 -	<b>1:25.164</b>	43.896	2:09.060 (2)	82.81	0.351	13:15:42.653

<b>P7 84</b>		<b>Ricardo BRANCO</b>		Yamaha R6 - IMP Racing		
IDEAL LAP TIME : 2:09.355		BEST LAP TIME : 2:09.355		DIFFERENCE : 0.000		
LAP	SECTOR 1	SECTOR 2	LAP TIME	MPH	DIFF	TIME OF DAY
1 -		44.500	2:18.073	77.40	8.718	13:02:40.945
2 -	1:26.906	43.609	2:10.515 (2)	81.89	1.160	13:04:51.460
3 -	1:27.032	44.154	2:11.186	81.47	1.831	13:07:02.646
4 -	1:26.595	44.168	2:10.763 (3)	81.73	1.408	13:09:13.409
5 -	1:27.433	44.370	2:11.803	81.09	2.448	13:11:25.212
6 -	<b>1:26.137</b>	<b>43.218</b>	<b>2:09.355 (1)</b>	<b>82.62</b>		<b>13:13:34.567</b>
7 -	1:26.392	44.460	2:10.852	81.68	1.497	13:15:45.419

<b>P8 81</b>		<b>Malvern MAY</b>		Honda CBR600RR - IMP racing		
IDEAL LAP TIME : 2:08.061		BEST LAP TIME : 2:09.230		DIFFERENCE : 1.169		
LAP	SECTOR 1	SECTOR 2	LAP TIME	MPH	DIFF	TIME OF DAY
1 -		45.116	2:19.433	76.65	10.203	13:02:42.305
2 -	1:27.212	43.661	2:10.873	81.66	1.643	13:04:53.178
3 -	1:26.335	45.480	2:11.815	81.08	2.585	13:07:04.993
4 -	1:26.795	<b>42.435</b>	<b>2:09.230 (1)</b>	<b>82.70</b>		<b>13:09:14.223</b>
5 -	1:27.519	43.594	2:11.113	81.51	1.883	13:11:25.336
6 -	1:26.441	44.359	2:10.800 (3)	81.71	1.570	13:13:36.136
7 -	<b>1:25.626</b>	43.902	2:09.528 (2)	82.51	0.298	13:15:45.664

<b>P9 66</b>		<b>Mitch DUCRAN</b>		Suzuki SV650 - JP Haulage		
IDEAL LAP TIME : 2:08.957		BEST LAP TIME : 2:09.357		DIFFERENCE : 0.400		
LAP	SECTOR 1	SECTOR 2	LAP TIME	MPH	DIFF	TIME OF DAY
1 -		43.167	2:21.614	75.47	12.257	13:02:44.486
2 -	1:27.396	43.033	2:10.429 (3)	81.94	1.072	13:04:54.915
3 -	1:28.254	43.521	2:11.775	81.10	2.418	13:07:06.690
4 -	1:27.367	43.289	2:10.656	81.80	1.299	13:09:17.346
5 -	<b>1:26.137</b>	43.220	<b>2:09.357 (1)</b>	<b>82.62</b>		<b>13:11:26.703</b>
6 -	1:26.685	<b>42.820</b>	2:09.505 (2)	82.53	0.148	13:13:36.208
7 -	1:27.518	43.676	2:11.194	81.46	1.837	13:15:47.402

<b>P10 75</b>		<b>Stewart MAY</b>		Honda CBR600F3 - Moths in the wallet		
IDEAL LAP TIME : 2:09.269		BEST LAP TIME : 2:09.875		DIFFERENCE : 0.606		
LAP	SECTOR 1	SECTOR 2	LAP TIME	MPH	DIFF	TIME OF DAY
1 -		44.188	2:20.723	75.95	10.848	13:02:43.595
2 -	1:27.371	44.154	2:11.525	81.26	1.650	13:04:55.120
3 -	1:26.539	43.782	2:10.321 (2)	82.01	0.446	13:07:05.441
4 -	1:26.869	43.802	2:10.671	81.79	0.796	13:09:16.112
5 -	<b>1:26.316</b>	44.087	2:10.403 (3)	81.96	0.528	13:11:26.515
6 -	1:26.922	<b>42.953</b>	<b>2:09.875 (1)</b>	<b>82.29</b>		<b>13:13:36.390</b>
7 -	1:26.903	45.241	2:12.144	80.88	2.269	13:15:48.534

# BMCRC - MRO Championships 2022 - Rnd 3 @ Snetterton 300

## BMCRC Thunderbike Sport & Rookie Minitwins

### RACE 10 - SECTOR ANALYSIS



SECTOR 1 = FL to I1, SECTOR 2 = I1 to FL, DIFF = Difference To Personal Best Lap, P = Crossed Finish Line in Pit Lane, D = Time Disallowed

P11 117 RMT		Brandon WRIGHT		Suzuki SV 650 - OneEliquids.com		
IDEAL LAP TIME : 2:08.979		BEST LAP TIME : 2:09.920		DIFFERENCE : 0.941		
LAP	SECTOR 1	SECTOR 2	LAP TIME	MPH	DIFF	TIME OF DAY
1 -		44.398	2:20.695	75.96	10.775	13:02:43.567
2 -	1:28.277	44.013	2:12.290	80.79	2.370	13:04:55.857
3 -	1:26.748	43.978	2:10.726	81.75	0.806	13:07:06.583
4 -	1:27.215	43.494	2:10.709 (3)	81.77	0.789	13:09:17.292
5 -	1:27.202	<b>42.906</b>	2:10.108 (2)	82.14	0.188	13:11:27.400
6 -	1:26.455	43.465	<b>2:09.920 (1)</b>	<b>82.26</b>		<b>13:13:37.320</b>
7 -	<b>1:26.073</b>	45.200	2:11.273	81.41	1.353	13:15:48.593

P12 58		Mark LAWSON		Honda CBR - Crawfords metal detectors		
IDEAL LAP TIME : 2:10.238		BEST LAP TIME : 2:10.438		DIFFERENCE : 0.200		
LAP	SECTOR 1	SECTOR 2	LAP TIME	MPH	DIFF	TIME OF DAY
1 -		43.976	2:19.848	76.42	9.410	13:02:42.720
2 -	1:27.420	43.905	2:11.325	81.38	0.887	13:04:54.045
3 -	1:26.956	<b>43.821</b>	2:10.777 (2)	81.72	0.339	13:07:04.822
4 -	<b>1:26.417</b>	44.021	<b>2:10.438 (1)</b>	<b>81.93</b>		<b>13:09:15.260</b>
5 -	1:26.909	43.896	2:10.805 (3)	81.71	0.367	13:11:26.065
6 -	1:27.688	44.253	2:11.941	81.00	1.503	13:13:38.006
7 -	1:27.689	44.624	2:12.313	80.77	1.875	13:15:50.319

P13 139		Rob MARLEY		Honda CBR600F3 - PearTree Racing		
IDEAL LAP TIME : 2:13.334		BEST LAP TIME : 2:13.357		DIFFERENCE : 0.023		
LAP	SECTOR 1	SECTOR 2	LAP TIME	MPH	DIFF	TIME OF DAY
1 -		47.295	2:25.712	73.35	12.355	13:02:48.584
2 -	1:30.178	45.419	2:15.597	78.82	2.240	13:05:04.181
3 -	1:29.953	45.886	2:15.839	78.68	2.482	13:07:20.020
4 -	1:29.962	<b>45.047</b>	2:15.009 (3)	79.16	1.652	13:09:35.029
5 -	1:28.314	45.258	2:13.572 (2)	80.01	0.215	13:11:48.601
6 -	<b>1:28.287</b>	45.070	<b>2:13.357 (1)</b>	<b>80.14</b>		<b>13:14:01.958</b>
7 -	1:28.604	46.848	2:15.452	78.90	2.095	13:16:17.410

P14 99 RMT		Roger PARKES		Suzuki SV650 - Simply Owners Ltd		
IDEAL LAP TIME : 2:13.052		BEST LAP TIME : 2:13.052		DIFFERENCE : 0.000		
LAP	SECTOR 1	SECTOR 2	LAP TIME	MPH	DIFF	TIME OF DAY
1 -		46.555	2:25.131	73.64	12.079	13:02:48.003
2 -	1:30.803	46.566	2:17.369	77.80	4.317	13:05:05.372
3 -	1:30.063	45.521	2:15.584	78.82	2.532	13:07:20.956
4 -	1:29.965	45.142	2:15.107 (2)	79.10	2.055	13:09:36.063
5 -	1:30.474	44.978	2:15.452	78.90	2.400	13:11:51.515
6 -	1:30.002	45.222	2:15.224 (3)	79.03	2.172	13:14:06.739
7 -	<b>1:28.379</b>	<b>44.673</b>	<b>2:13.052 (1)</b>	<b>80.33</b>		<b>13:16:19.791</b>

P15 627 RMT		Aaron MONK		Suzuki SV650 - flyaspitfire.co.uk		
IDEAL LAP TIME : 2:13.653		BEST LAP TIME : 2:13.653		DIFFERENCE : 0.000		
LAP	SECTOR 1	SECTOR 2	LAP TIME	MPH	DIFF	TIME OF DAY
1 -		45.723	2:25.725	73.34	12.072	13:02:48.597
2 -	1:31.310	45.894	2:17.204	77.89	3.551	13:05:05.801
3 -	1:30.228	45.311	2:15.539	78.85	1.886	13:07:21.340
4 -	1:29.844	45.116	2:14.960 (2)	79.19	1.307	13:09:36.300
5 -	1:29.432	45.569	2:15.001 (3)	79.17	1.348	13:11:51.301
6 -	1:30.041	45.386	2:15.427	78.92	1.774	13:14:06.728
7 -	<b>1:28.660</b>	<b>44.993</b>	<b>2:13.653 (1)</b>	<b>79.96</b>		<b>13:16:20.381</b>



# BMCRC - MRO Championships 2022 - Rnd 3 @ Snetterton 300

## BMCRC Thunderbike Sport & Rookie Minitwins

### RACE 10 - SECTOR ANALYSIS



SECTOR 1 = FL to I1, SECTOR 2 = I1 to FL, DIFF = Difference To Personal Best Lap, P = Crossed Finish Line in Pit Lane, D = Time Disallowed

P16 91 RMT Ben WEST		Suzuki SV650 - RV2 power				
IDEAL LAP TIME : 2:17.453		BEST LAP TIME : 2:17.936		DIFFERENCE : 0.483		
LAP	SECTOR 1	SECTOR 2	LAP TIME	MPH	DIFF	TIME OF DAY
1 -		<b>45.495</b>	2:26.533	72.93	8.597	13:02:49.405
2 -	1:32.361	45.988	2:18.349 (2)	77.25	0.413	13:05:07.754
3 -	<b>1:31.958</b>	45.978	<b>2:17.936 (1)</b>	<b>77.48</b>		<b>13:07:25.690</b>
4 -	1:33.117	47.003	2:20.120	76.27	2.184	13:09:45.810
5 -	1:32.891	47.066	2:19.957 (3)	76.36	2.021	13:12:05.767
6 -	1:34.153	47.015	2:21.168	75.71	3.232	13:14:26.935
7 -	1:34.279	48.558	2:22.837	74.82	4.901	13:16:49.772

P17 78 RMT Tim FRAMPTON		Suzuki SV650 - K66				
IDEAL LAP TIME : 2:18.179		BEST LAP TIME : 2:18.179		DIFFERENCE : 0.000		
LAP	SECTOR 1	SECTOR 2	LAP TIME	MPH	DIFF	TIME OF DAY
1 -		47.389	2:32.617	70.03	14.438	13:02:55.489
2 -	1:33.837	47.809	2:21.646	75.45	3.467	13:05:17.135
3 -	1:33.662	47.519	2:21.181	75.70	3.002	13:07:38.316
4 -	1:33.100	46.749	2:19.849 (3)	76.42	1.670	13:09:58.165
5 -	1:33.423	46.698	2:20.121	76.27	1.942	13:12:18.286
6 -	1:32.623	46.761	2:19.384 (2)	76.68	1.205	13:14:37.670
7 -	<b>1:31.592</b>	<b>46.587</b>	<b>2:18.179 (1)</b>	<b>77.34</b>		<b>13:16:55.849</b>

P18 61 RMT Nick HOLMES		Suzuki SV650 -				
IDEAL LAP TIME : 2:18.116		BEST LAP TIME : 2:18.181		DIFFERENCE : 0.065		
LAP	SECTOR 1	SECTOR 2	LAP TIME	MPH	DIFF	TIME OF DAY
1 -		46.915	2:30.155	71.18	11.974	13:02:53.027
2 -	1:34.772	47.931	2:22.703	74.89	4.522	13:05:15.730
3 -	1:34.498	47.122	2:21.620	75.47	3.439	13:07:37.350
4 -	1:34.212	46.811	2:21.023	75.78	2.842	13:09:58.373
5 -	1:33.122	46.966	2:20.088 (3)	76.29	1.907	13:12:18.461
6 -	1:33.185	<b>46.086</b>	2:19.271 (2)	76.74	1.090	13:14:37.732
7 -	<b>1:32.030</b>	46.151	<b>2:18.181 (1)</b>	<b>77.34</b>		<b>13:16:55.913</b>

P19 49 Oli CHAYTOR		Honda CBR F4i - PearTree Racing				
IDEAL LAP TIME : 2:20.480		BEST LAP TIME : 2:21.001		DIFFERENCE : 0.521		
LAP	SECTOR 1	SECTOR 2	LAP TIME	MPH	DIFF	TIME OF DAY
1 -		47.634	2:31.076	70.74	10.075	13:02:53.948
2 -	1:34.053	47.962	2:22.015	75.26	1.014	13:05:15.963
3 -	1:34.807	47.850	2:22.657	74.92	1.656	13:07:38.620
4 -	1:33.593	47.856	2:21.449 (2)	75.56	0.448	13:10:00.069
5 -	1:34.339	47.388	2:21.727 (3)	75.41	0.726	13:12:21.796
6 -	1:38.639	<b>47.358</b>	2:25.997	73.20	4.996	13:14:47.793
7 -	<b>1:33.122</b>	47.879	<b>2:21.001 (1)</b>	<b>75.80</b>		<b>13:17:08.794</b>

P20 116 Gareth FAITH		Suzuki SV650 - Sitramoto				
IDEAL LAP TIME : 2:21.004		BEST LAP TIME : 2:21.749		DIFFERENCE : 0.745		
LAP	SECTOR 1	SECTOR 2	LAP TIME	MPH	DIFF	TIME OF DAY
1 -		<b>46.677</b>	2:28.733	71.86	6.984	13:02:51.605
2 -	1:35.121	47.639	2:22.760 (3)	74.86	1.011	13:05:14.365
3 -	<b>1:34.327</b>	47.422	<b>2:21.749 (1)</b>	<b>75.40</b>		<b>13:07:36.114</b>
4 -	1:34.887	47.196	2:22.083 (2)	75.22	0.334	13:09:58.197
5 -	1:36.305	48.394	2:24.699	73.86	2.950	13:12:22.896
6 -	1:36.907	48.023	2:24.930	73.74	3.181	13:14:47.826
7 -	1:38.086	48.210	2:26.296	73.05	4.547	13:17:14.122

# BMCRC - MRO Championships 2022 - Rnd 3 @ Snetterton 300

## BMCRC Thunderbike Sport & Rookie Minitwins

### RACE 10 - SECTOR ANALYSIS



SECTOR 1 = FL to I1, SECTOR 2 = I1 to FL, DIFF = Difference To Personal Best Lap, P = Crossed Finish Line in Pit Lane, D = Time Disallowed

P21 45 RMT Terence QUINCE		Suzuki SV650 - K&Q				
IDEAL LAP TIME : 2:22.315		BEST LAP TIME : 2:22.408		DIFFERENCE : 0.093		
LAP	SECTOR 1	SECTOR 2	LAP TIME	MPH	DIFF	TIME OF DAY
1 -		49.094	2:34.166	69.32	11.758	13:02:57.038
2 -	1:36.743	48.548	2:25.291	73.56	2.883	13:05:22.329
3 -	1:35.836	48.706	2:24.542	73.94	2.134	13:07:46.871
4 -	1:35.051	48.353	2:23.404	74.53	0.996	13:10:10.275
5 -	1:34.970	48.054	2:23.024 (3)	74.72	0.616	13:12:33.299
6 -	1:35.010	<b>47.937</b>	2:22.947 (2)	74.76	0.539	13:14:56.246
7 -	<b>1:34.378</b>	48.030	<b>2:22.408 (1)</b>	<b>75.05</b>		<b>13:17:18.654</b>

P22 90 R Marco STRILLOZZI		Yamaha R6 - KLUAPP.COM				
IDEAL LAP TIME : 2:22.998		BEST LAP TIME : 2:22.998		DIFFERENCE : 0.000		
LAP	SECTOR 1	SECTOR 2	LAP TIME	MPH	DIFF	TIME OF DAY
1 -		51.635	2:39.286	67.09	16.288	13:03:02.158
2 -	1:40.184	49.332	2:29.516	71.48	6.518	13:05:31.674
3 -	1:38.348	49.221	2:27.569	72.42	4.571	13:07:59.243
4 -	1:36.368	49.130	2:25.498	73.45	2.500	13:10:24.741
5 -	1:35.497	49.155	2:24.652 (3)	73.88	1.654	13:12:49.393
6 -	<b>1:35.085</b>	<b>47.913</b>	<b>2:22.998 (1)</b>	<b>74.74</b>		<b>13:15:12.391</b>
7 -	1:35.594	48.903	2:24.497 (2)	73.96	1.499	13:17:36.888

P23 152 RMT Samuel DOWNES		Suzuki SV650 -				
IDEAL LAP TIME : 2:25.320		BEST LAP TIME : 2:25.320		DIFFERENCE : 0.000		
LAP	SECTOR 1	SECTOR 2	LAP TIME	MPH	DIFF	TIME OF DAY
1 -		49.444	2:36.770	68.17	11.450	13:02:59.642
2 -	1:37.150	50.314	2:27.464	72.47	2.144	13:05:27.106
3 -	1:37.825	49.599	2:27.424 (3)	72.49	2.104	13:07:54.530
4 -	1:37.176	49.815	2:26.991 (2)	72.71	1.671	13:10:21.521
5 -	1:38.232	50.006	2:28.238	72.10	2.918	13:12:49.759
6 -	<b>1:36.448</b>	<b>48.872</b>	<b>2:25.320 (1)</b>	<b>73.54</b>		<b>13:15:15.079</b>

P24 52 RMT Stephen BAYLEY		Suzuki SV650 - Mander Organ Builders Racing				
IDEAL LAP TIME : 2:25.894		BEST LAP TIME : 2:26.285		DIFFERENCE : 0.391		
LAP	SECTOR 1	SECTOR 2	LAP TIME	MPH	DIFF	TIME OF DAY
1 -		50.883	2:39.583	66.97	13.298	13:03:02.455
2 -	1:40.038	51.765	2:31.803	70.40	5.518	13:05:34.258
3 -	1:37.256	50.938	2:28.194 (3)	72.12	1.909	13:08:02.452
4 -	1:36.469	<b>49.844</b>	2:26.313 (2)	73.04	0.028	13:10:28.765
5 -	<b>1:36.050</b>	50.235	<b>2:26.285 (1)</b>	<b>73.06</b>		<b>13:12:55.050</b>
6 -	1:36.292	1:00.016	2:36.308	68.37	10.023	13:15:31.358

P25 63 Robert BUSH		Suzuki GSXR 600 - Legacy Racing				
IDEAL LAP TIME : 2:34.471		BEST LAP TIME : 2:35.040		DIFFERENCE : 0.569		
LAP	SECTOR 1	SECTOR 2	LAP TIME	MPH	DIFF	TIME OF DAY
1 -		52.574	2:44.537	64.95	9.497	13:03:07.409
2 -	1:44.468	53.720	2:38.188	67.56	3.148	13:05:45.597
3 -	1:44.324	52.942	2:37.266	67.96	2.226	13:08:22.863
4 -	1:43.314	<b>52.411</b>	2:35.725 (3)	68.63	0.685	13:10:58.588
5 -	<b>1:42.060</b>	52.980	<b>2:35.040 (1)</b>	<b>68.93</b>		<b>13:13:33.628</b>
6 -	1:42.382	52.772	2:35.154 (2)	68.88	0.114	13:16:08.782

# BMCRC - MRO Championships 2022 - Rnd 3 @ Snetterton 300

## BMCRC Thunderbike Sport & Rookie Minitwins

### RACE 10 - SECTOR ANALYSIS



SECTOR 1 = FL to I1, SECTOR 2 = I1 to FL, DIFF = Difference To Personal Best Lap, P = Crossed Finish Line in Pit Lane, D = Time Disallowed

<b>P26 138</b>		<b>Craig JARMIN</b>		Suzuki SV650 - SK PreP		
IDEAL LAP TIME : 2:24.999		BEST LAP TIME : 2:24.999		DIFFERENCE : 0.000		
LAP	SECTOR 1	SECTOR 2	LAP TIME	MPH	DIFF	TIME OF DAY
1 -		50.481	2:39.679	66.93	14.680	13:03:02.551
2 -	1:39.698	51.142	2:30.840	70.85	5.841	13:05:33.391
3 -	1:38.511	50.703	2:29.214 (3)	71.62	4.215	13:08:02.605
4 -	<b>1:35.878</b>	<b>49.121</b>	<b>2:24.999 (1)</b>	<b>73.71</b>		<b>13:10:27.604</b>
5 -	1:37.330	49.209	2:26.539 (2)	72.93	1.540	13:12:54.143

<b>P27 25</b>		<b>Harrison DAY</b>		Yamaha R6 -		
IDEAL LAP TIME : 2:10.727		BEST LAP TIME : 2:11.325		DIFFERENCE : 0.598		
LAP	SECTOR 1	SECTOR 2	LAP TIME	MPH	DIFF	TIME OF DAY
1 -		44.863	2:21.804	75.37	10.479	13:02:44.676
2 -	1:27.872	<b>43.686</b>	2:11.558 (2)	81.24	0.233	13:04:56.234
3 -	1:27.259	44.066	<b>2:11.325 (1)</b>	<b>81.38</b>		<b>13:07:07.559</b>

<b>P28 744 RMT</b>		<b>Gary ANDERSON</b>		Suzuki SV650 - A&M MOT Services. Guildford		
IDEAL LAP TIME : 2:22.727		BEST LAP TIME : 2:25.539		DIFFERENCE : 2.812		
LAP	SECTOR 1	SECTOR 2	LAP TIME	MPH	DIFF	TIME OF DAY
1 -		<b>47.520</b>	2:29.597	71.44	4.058	13:02:52.469
2 -	<b>1:35.207</b>	50.332	<b>2:25.539 (1)</b>	<b>73.43</b>		<b>13:05:18.008</b>

# BMCRC - MRO Championships 2022 - Rnd 3 @ Snetterton 300

## BMCRC Thunderbike Sport & Rookie Minitwins

### RACE 10 - BEST SECTORS

SECTOR 1			SECTOR 2			IDEAL / BEST COMPARISON						
POS	NO	NAME	TIME	NO	NAME	TIME	POS	NO	NAME	IDEAL	BEST	DIFF
									<b>PERFECT LAP</b>	<b>2:05.205</b>		
1	54	JAMISON	1:23.724	624	FEDRICK	41.481	1	624	FEDRICK	2:05.386	2:06.122	0.736
2	624	FEDRICK	1:23.905	54	JAMISON	41.831	2	54	JAMISON	2:05.555	2:06.174	0.619
3	69	RUSSO	1:24.734	69	RUSSO	42.348	3	69	RUSSO	2:07.082	2:07.082	0.000
4	72	LAWSON	1:24.779	81	MAY	42.435	4	72	LAWSON	2:07.290	2:07.903	0.613
5	43	WALKEY	1:25.046	72	LAWSON	42.511	5	81	MAY	2:08.061	2:09.230	1.169
6	48	WALLIS	1:25.164	66	DUCRAN	42.820	6	43	WALKEY	2:08.282	2:08.282	0.000
7	81	MAY	1:25.626	117	WRIGHT	42.906	7	48	WALLIS	2:08.291	2:08.709	0.418
8	117	WRIGHT	1:26.073	75	MAY	42.953	8	66	DUCRAN	2:08.957	2:09.357	0.400
9	84	BRANCO	1:26.137	48	WALLIS	43.127	9	117	WRIGHT	2:08.979	2:09.920	0.941
10	66	DUCRAN	1:26.137	84	BRANCO	43.218	10	75	MAY	2:09.269	2:09.875	0.606
11	75	MAY	1:26.316	43	WALKEY	43.236	11	84	BRANCO	2:09.355	2:09.355	0.000
12	58	LAWSON	1:26.417	25	DAY	43.686	12	58	LAWSON	2:10.238	2:10.438	0.200
13	25	DAY	1:27.041	58	LAWSON	43.821	13	25	DAY	2:10.727	2:11.325	0.598
14	139	MARLEY	1:28.287	99	PARKES	44.673	14	99	PARKES	2:13.052	2:13.052	0.000
15	99	PARKES	1:28.379	627	MONK	44.993	15	139	MARLEY	2:13.334	2:13.357	0.023
16	627	MONK	1:28.660	139	MARLEY	45.047	16	627	MONK	2:13.653	2:13.653	0.000
17	78	FRAMPTON	1:31.592	91	WEST	45.495	17	91	WEST	2:17.453	2:17.936	0.483
18	91	WEST	1:31.958	61	HOLMES	46.086	18	61	HOLMES	2:18.116	2:18.181	0.065
19	61	HOLMES	1:32.030	78	FRAMPTON	46.587	19	78	FRAMPTON	2:18.179	2:18.179	0.000
20	49	CHAYTOR	1:33.122	116	FAITH	46.677	20	49	CHAYTOR	2:20.480	2:21.001	0.521
21	116	FAITH	1:34.327	49	CHAYTOR	47.358	21	116	FAITH	2:21.004	2:21.749	0.745
22	45	QUINCE	1:34.378	744	ANDERSON	47.520	22	45	QUINCE	2:22.315	2:22.408	0.093
23	90	STRILLOZZI	1:35.085	90	STRILLOZZI	47.913	23	744	ANDERSON	2:22.727	2:25.539	2.812
24	744	ANDERSON	1:35.207	45	QUINCE	47.937	24	90	STRILLOZZI	2:22.998	2:22.998	0.000
25	138	JARMIN	1:35.878	152	DOWNES	48.872	25	138	JARMIN	2:24.999	2:24.999	0.000
26	52	BAYLEY	1:36.050	138	JARMIN	49.121	26	152	DOWNES	2:25.320	2:25.320	0.000
27	152	DOWNES	1:36.448	52	BAYLEY	49.844	27	52	BAYLEY	2:25.894	2:26.285	0.391
28	63	BUSH	1:42.060	63	BUSH	52.411	28	63	BUSH	2:34.471	2:35.040	0.569
29												
30												

# BMCRC - MRO Championships 2022 - Rnd 3 @ Snetterton 300

## BMCRC Thunderbike Sport & Rookie Minitwins

### RACE 10 - STATISTICS

**Competitors Started** 30  
**Planned Start** 2022-05-08 @ 13:05:00.000  
**Actual Start** 2022-05-08 @ 13:00:22.871  
**Finish Time** 2022-05-08 @ 13:15:14.298  
**Track Length** 2.9689mi.  
**Total Laps** 182  
**Total Distance Covered** 540.3419mi.

#### Session Fastest Lap History

NO	CL	NAME	LAP TIME	TIME OF DAY	LAP	VEHICLE
54		Adam JAMISON	2:07.131	13:04:41.920	2	Yamaha R6
624		Matthew FEDRICK	2:07.088	13:04:42.124	2	Yamaha R6
54		Adam JAMISON	2:06.759	13:06:48.681	3	Yamaha R6
624		Matthew FEDRICK	2:06.710	13:06:48.833	3	Yamaha R6
624		Matthew FEDRICK	2:06.580	13:08:55.413	4	Yamaha R6
54		Adam JAMISON	2:06.316	13:11:01.787	5	Yamaha R6
54		Adam JAMISON	2:06.174	13:13:07.961	6	Yamaha R6
624		Matthew FEDRICK	2:06.158	13:13:08.195	6	Yamaha R6
624		Matthew FEDRICK	2:06.122	13:15:14.318	7	Yamaha R6

#### Session Leader History

NO	CL	NAME	FROM LAP	LAPS LED	DISTANCE	VEHICLE
54		Adam JAMISON	1	3	8.90 miles	Yamaha R6
624		Matthew FEDRICK	4	1	2.96 miles	Yamaha R6
54		Adam JAMISON	5	2	5.93 miles	Yamaha R6
624		Matthew FEDRICK	7	1	2.96 miles	Yamaha R6

#### Flag History

TYPE	TIME OF DAY
GREEN	13:00:22.871
FINISH	13:15:14.298

#### Flag Statistics

TYPE	COUNT	TOTAL LAPS	TOTAL TIME
Green	1	7	17:20.086
Red	0	0	0.000
Safety Car	0	0	0.000
FCY	0	0	0.000

# BMCRC - MRO Championships 2022 - Rnd 3 @ Snetterton 300

## BMCRC Thunderbike Sport & Rookie Minitwins

### RACE 10 - STATISTICS

CLASS :

17 Starters

#### Fastest Lap History

NO	NAME	LAP TIME	TIME OF DAY	LAP	VEHICLE
54	Adam JAMISON	<b>2:07.131</b>	13:04:41.920	2	Yamaha R6
624	Matthew FEDRICK	<b>2:07.088</b>	13:04:42.124	2	Yamaha R6
54	Adam JAMISON	<b>2:06.759</b>	13:06:48.681	3	Yamaha R6
624	Matthew FEDRICK	<b>2:06.710</b>	13:06:48.833	3	Yamaha R6
624	Matthew FEDRICK	<b>2:06.580</b>	13:08:55.413	4	Yamaha R6
54	Adam JAMISON	<b>2:06.316</b>	13:11:01.787	5	Yamaha R6
54	Adam JAMISON	<b>2:06.174</b>	13:13:07.961	6	Yamaha R6
624	Matthew FEDRICK	<b>2:06.158</b>	13:13:08.195	6	Yamaha R6
624	Matthew FEDRICK	<b>2:06.122</b>	13:15:14.318	7	Yamaha R6

#### Leader History

NO	NAME	FROM LAP	LAPS LED	DISTANCE	VEHICLE
54	Adam JAMISON	1	3	8.90 miles	Yamaha R6
624	Matthew FEDRICK	4	1	2.96 miles	Yamaha R6
54	Adam JAMISON	5	2	5.93 miles	Yamaha R6
624	Matthew FEDRICK	7	1	2.96 miles	Yamaha R6

# BMCRC - MRO Championships 2022 - Rnd 3 @ Snetterton 300

## BMCRC Thunderbike Sport & Rookie Minitwins

### RACE 10 - STATISTICS

**CLASS : R**

3 Starters

#### Fastest Lap History

NO	NAME	LAP TIME	TIME OF DAY	LAP	VEHICLE
72	Luke LAWSON	<b>2:11.591</b>	13:04:53.309	2	Yamaha R6
72	Luke LAWSON	<b>2:10.969</b>	13:07:04.279	3	Yamaha R6
72	Luke LAWSON	<b>2:09.083</b>	13:09:13.358	4	Yamaha R6
72	Luke LAWSON	<b>2:07.903</b>	13:11:21.266	5	Yamaha R6

#### Leader History

NO	NAME	FROM LAP	LAPS LED	DISTANCE	VEHICLE
72	Luke LAWSON	1	7	20.78 miles	Yamaha R6

# BMCRC - MRO Championships 2022 - Rnd 3 @ Snetterton 300

## BMCRC Thunderbike Sport & Rookie Minitwins

### RACE 10 - STATISTICS

CLASS : RMT

10 Starters

#### Fastest Lap History

NO	NAME	LAP TIME	TIME OF DAY	LAP	VEHICLE
117	Brandon WRIGHT	<b>2:12.290</b>	13:04:55.865	2	Suzuki SV 650
117	Brandon WRIGHT	<b>2:10.726</b>	13:07:06.591	3	Suzuki SV 650
117	Brandon WRIGHT	<b>2:10.709</b>	13:09:17.298	4	Suzuki SV 650
117	Brandon WRIGHT	<b>2:10.108</b>	13:11:27.407	5	Suzuki SV 650
117	Brandon WRIGHT	<b>2:09.920</b>	13:13:37.327	6	Suzuki SV 650

#### Leader History

NO	NAME	FROM LAP	LAPS LED	DISTANCE	VEHICLE
117	Brandon WRIGHT	1	7	20.78 miles	Suzuki SV 650



# BMCRC - MRO Championships 2022 - Rnd 3 @ Snetterton 300



## BMCRC Thunderbike Sport & Rookie Minitwins

### RACE 20 - GRID (7 Laps)

ROW 11		32	71	Colin CLUNE	31	189	Martin SIGGINS			
ROW 10	30	186	Steve RICHARDS	29	133	Robert BECKETT	28	737	Vincent LEWIN	
ROW 9		27	52	Stephen BAYLEY	26	744	Gary ANDERSON	25	152	Samuel DOWNES
ROW 8	24	138	Craig JARMIN	23	90	Marco STRILLOZZI	22	45	Terence QUINCE	
ROW 7		21	116	Gareth FAITH	20	49	Oli CHAYTOR	19	61	Nick HOLMES
ROW 6	18	78	Tim FRAMPTON	17	91	Ben WEST	16	627	Aaron MONK	
ROW 5		15	139	Rob MARLEY	14	99	Roger PARKES	13	25	Harrison DAY
ROW 4	12	58	Mark LAWSON	11	117	Brandon WRIGHT	10	75	Stewart MAY	
ROW 3		9	292	Tommi CALDWELL	8	84	Ricardo BRANCO	7	81	Malvern MAY
ROW 2	6	48	Shaun WALLIS	5	43	Colin WALKEY	4	72	Luke LAWSON	
ROW 1		3	69	Tony RUSSO	2	54	Adam JAMISON	1	624	Matthew FEDRICK
<b>Pole</b>										

Snetterton 300: 2.9689 miles

These results are provisional until the conclusion of any judicial and technical matters.

Clerk Of Course :	Stewards :	Timekeeper : Craig Smith
-------------------	------------	--------------------------

Results can be found at [www.tsl-timing.com](http://www.tsl-timing.com)

Printed - 13:20 Sunday, 08 May 2022



# BMCRC - MRO Championships 2022 - Rnd 3 @ Snetterton 300



## BMCRC Thunderbike Sport & Rookie Minitwins

### RACE 20 - CLASSIFICATION

POS	NO	CL	PIC NAME	ENTRY	LAPS	TIME	GAP	DIFF	MPH	BEST	ON
1	624		1 Matthew FEDRICK	Yamaha R6 - Matthew Fedrick farriers ltd/ Palmer R	7	14:51.652			83.90	2:05.536	6
2	54		2 Adam JAMISON	Yamaha R6 - Team AJR	7	14:52.253	0.601	0.601	83.85	2:05.522	7
3	292	R	1 Tommi CALDWELL	Yamaha YZF-R6 - DART Motorsport - California Sup	7	15:08.107	16.455	15.854	82.38	2:07.812	7
4	69		3 Tony RUSSO	Yamaha R6 - Wymark Lubricants	7	15:16.558	24.906	8.451	81.62	2:07.630	7
5	84		4 Ricardo BRANCO	Yamaha R6 - IMP Racing	7	15:18.144	26.492	1.586	81.48	2:09.276	5
6	48		5 Shaun WALLIS	Yamaha R6 - MBC Despatch Racing	7	15:18.920	27.268	0.776	81.41	2:08.737	6
7	72	R	2 Luke LAWSON	Yamaha R6 - Bloom Valley Ltd - Farm Shop & Event	7	15:20.962	29.310	2.042	81.23	2:08.936	6
8	43		6 Colin WALKEY	Kawasaki ZX6R G2 - ELP Racing	7	15:22.423	30.771	1.461	81.10	2:09.697	6
9	75		7 Stewart MAY	Honda CBR600F3 - Moths in the wallet	7	15:23.107	31.455	0.684	81.04	2:09.629	6
10	25		8 Harrison DAY	Yamaha R6 -	7	15:23.271	31.619	0.164	81.03	2:09.283	6
11	81		9 Malvern MAY	Honda CBR600RR - IMP racing	7	15:29.251	37.599	5.980	80.51	2:09.577	5
12	66		10 Mitch DUCRAN	Suzuki SV650 - JP Haulage	7	15:34.021	42.369	4.770	80.10	2:10.839	5
13	117	RMT	1 Brandon WRIGHT	Suzuki SV 650 - OneEliquids.com	7	15:44.941	53.289	10.920	79.17	2:12.402	5
14	139		11 Rob MARLEY	Honda CBR600F3 - PearTree Racing	7	15:49.691	58.039	4.750	78.77	2:13.082	6
15	99	RMT	2 Roger PARKES	Suzuki SV650 - Simply Owners Ltd	7	15:59.687	1:08.035	9.996	77.95	2:15.237	6
16	91	RMT	3 Ben WEST	Suzuki SV650 - RV2 power	7	16:28.467	1:36.815	28.780	75.68	2:17.766	2
17	61	RMT	4 Nick HOLMES	Suzuki SV650 -	7	16:31.718	1:40.066	3.251	75.44	2:18.247	7
18	78	RMT	5 Tim FRAMPTON	Suzuki SV650 - K66	7	16:42.680	1:51.028	10.962	74.61	2:20.154	4
19	49		12 Oli CHAYTOR	Honda CBR F4i - PearTree Racing	7	16:46.370	1:54.718	3.690	74.34	2:21.540	5
20	45	RMT	6 Terence QUINCE	Suzuki SV650 - K&Q	7	17:02.448	2:10.796	16.078	73.17	2:21.878	7
21	152	RMT	7 Samuel DOWNES	Suzuki SV650 -	7	17:02.608	2:10.956	0.160	73.16	2:22.561	7
22	744	RMT	8 Gary ANDERSON	Suzuki SV650 - A&M MOT Services. Guildford	7	17:03.284	2:11.632	0.676	73.11	2:21.930	6
23	52	RMT	9 Stephen BAYLEY	Suzuki SV650 - Mander Organ Builders Racing	6	15:08.970	1 Lap	1 Lap	70.55	2:26.977	3
24	63		13 Robert BUSH	Suzuki GSXR 600 - Legacy Racing	6	15:45.119	1 Lap	36.149	67.85	2:34.424	4

#### NOT CLASSIFIED

DNF	138		Craig JARMIN	Suzuki SV650 - SK PreP	5	11:54.440	2 Laps	1 Lap	74.80	2:19.472	5
DNF	116		Gareth FAITH	Suzuki SV650 - Sitramoto	4	9:42.124	3 Laps	1 Lap	73.44	2:22.616	2
DNF	627	RMT	Aaron MONK	Suzuki SV650 - flyaspitfire.co.uk	1	2:29.766	6 Laps	3 Laps	71.36		
DNF	737		Vincent LEWIN	Honda CBR600F3 - VINITWINRACING.CO.UK	1	2:35.431	6 Laps	5.665	68.76		

#### NOT STARTED

NS	90	R	Marco STRILLOZZI	Yamaha R6 - KLUAPP.COM
----	----	---	------------------	------------------------

#### FASTEST LAP

	54		Adam JAMISON	Yamaha R6 - Team AJR	7	2:05.522		85.14 mph	137.03 kph
	292	R	Tommi CALDWELL	Yamaha YZF-R6 - DART Motorsport - California Sup	7	2:07.812		83.62 mph	134.57 kph
	117	RMT	Brandon WRIGHT	Suzuki SV 650 - OneEliquids.com	5	2:12.402		80.72 mph	129.91 kph

Class - 92.5% of Race Speed = 77.60 mph  
 Class R - 92.5% of Race Speed = 76.20 mph  
 Class RMT - 92.5% of Race Speed = 73.23 mph

Race Distance: 7 Laps / 20.78 miles

Snetterton 300: 2.9689 miles

Date: 08/05/2022 Start: 17:40 Finish: 17:55

Weather / Track : Bright / Dry

These results are provisional until the conclusion of any judicial and technical matters.

Clerk Of Course :	Stewards :	Timekeeper : Craig Smith
-------------------	------------	--------------------------

Results can be found at [www.tsl-timing.com](http://www.tsl-timing.com)

Printed - 17:58 Sunday, 08 May 2022



# BMCRC - MRO Championships 2022 - Rnd 3 @ Snetterton 300

## BMCRC Thunderbike Sport & Rookie Minitwins

### RACE 20 - LAP CHART

#### LAP 1 @ 17:42:56.965

NO	BEHIND	LAP TIME
624		2:12.517
54	0.090	2:12.607
84	3.896	2:16.413
48	4.091	2:16.608
81	4.714	2:17.231
292	5.381	2:17.898
43	6.293	2:18.810
75	6.986	2:19.503
72	7.189	2:19.706
69	7.515	2:20.032
25	8.051	2:20.568
117	9.022	2:21.539
99	11.382	2:23.899
139	12.257	2:24.774
66	13.806	2:26.323
91	14.117	2:26.634
627	17.249	2:29.766
138	17.966	2:30.483
116	19.271	2:31.788
61	19.761	2:32.278
49	21.393	2:33.910
78	22.091	2:34.608
737	22.914	2:35.431
152	24.309	2:36.826
45	24.876	2:37.393
52	26.155	2:38.672
744	26.352	2:38.869
63	35.654	2:48.171

#### LAP 2 @ 17:45:04.227

NO	BEHIND	LAP TIME
624		2:07.262
54	0.078	2:07.250
292	7.120	2:09.001
84	8.072	2:11.438
81	8.136	2:10.684
48	8.827	2:11.998
43	10.486	2:11.455
69	10.588	2:10.335
75	11.379	2:11.655
72	12.021	2:12.094
25	12.922	2:12.133
117	14.983	2:13.223
66	18.218	2:11.674
99	20.154	2:16.034
139	21.494	2:16.499
91	24.621	2:17.766
138	31.912	2:21.208
61	33.908	2:21.409
116	34.625	2:22.616
49	36.910	2:22.779
78	37.931	2:23.102
152	42.889	2:25.842
45	43.697	2:26.083
744	49.725	2:30.635
52	50.169	2:31.276
63	1:04.248	2:35.856

#### LAP 3 @ 17:47:11.092

NO	BEHIND	LAP TIME
624		2:06.865
54	0.382	2:07.169

292	8.537	2:08.282
84	12.789	2:11.582
81	13.065	2:11.794
48	13.213	2:11.251
69	13.504	2:09.781
43	14.661	2:11.040
75	15.529	2:11.015
72	16.339	2:11.183
25	16.853	2:10.796
66	23.015	2:11.662
117	23.116	2:14.998
99	29.660	2:16.371
139	29.863	2:15.234
91	36.804	2:19.048
138	45.602	2:20.555
61	46.875	2:19.832
116	51.050	2:23.290
49	52.291	2:22.246
78	53.288	2:22.222
152	1:01.356	2:25.332
45	1:01.479	2:24.647
744	1:06.836	2:23.976
52	1:10.281	2:26.977
63	1:33.393	2:36.010

#### LAP 4 @ 17:49:17.948

NO	BEHIND	LAP TIME
624		2:06.856
54	0.123	2:06.597
292	10.236	2:08.555
84	15.859	2:09.926
48	16.128	2:09.771
69	16.445	2:09.797
81	16.738	2:10.529
43	18.366	2:10.561
75	19.169	2:10.496
72	20.146	2:10.663
25	20.681	2:10.684
66	27.360	2:11.201
117	28.771	2:12.511
139	36.693	2:13.686
99	39.492	2:16.688
91	50.673	2:20.725
61	1:00.846	2:20.827
138	1:01.468	2:22.722
78	1:06.586	2:20.154
49	1:07.677	2:22.242
116	1:08.624	2:24.430
152	1:17.847	2:23.347
45	1:18.744	2:24.121
744	1:22.822	2:22.842
52	1:32.370	2:28.945
63	2:00.961	2:34.424

#### LAP 5 @ 17:51:24.613

NO	BEHIND	LAP TIME
54		2:06.542
624	0.272	2:06.937
292	11.949	2:08.378
84	18.470	2:09.276
69	18.713	2:08.933
81	19.650	2:09.577
48	20.220	2:10.757
43	21.575	2:09.874
75	22.372	2:09.868

72	22.894	2:09.413
25	23.777	2:09.761
66	31.534	2:10.839
117	34.508	2:12.402
139	43.228	2:13.200
99	48.517	2:15.690
91	1:05.401	2:21.393
61	1:14.239	2:20.058
138	1:14.275	2:19.472
78	1:20.086	2:20.165
49	1:22.552	2:21.540
45	1:35.164	2:23.085
152	1:35.233	2:24.051
744	1:38.089	2:21.932
52	1:56.624	2:30.919

45	2:10.796	2:21.878
152	2:10.956	2:22.561
744	2:11.632	2:23.100

#### LAP 6 @ 17:53:30.421

NO	BEHIND	LAP TIME
624		2:05.536
54	0.758	2:06.566
292	14.322	2:08.181
84	22.651	2:09.989
69	22.955	2:10.050
48	23.149	2:08.737
63	1 Lap	2:35.000
43	25.464	2:09.697
72	26.022	2:08.936
75	26.193	2:09.629
25	27.252	2:09.283
81	31.366	2:17.524
66	36.713	2:10.987
117	43.300	2:14.600
139	50.502	2:13.082
99	57.946	2:15.237
91	1:21.962	2:22.369
61	1:27.498	2:19.067
78	1:34.865	2:20.587
49	1:38.833	2:22.089
152	1:54.074	2:24.649
744	1:54.211	2:21.930
45	1:54.597	2:25.241

#### LAP 7 @ 17:55:36.100

NO	BEHIND	LAP TIME
624		2:05.679
54	0.601	2:05.522
292	16.455	2:07.812
52	1 Lap	2:32.181
69	24.906	2:07.630
84	26.492	2:09.520
48	27.268	2:09.798
72	29.310	2:08.967
43	30.771	2:10.986
75	31.455	2:10.941
25	31.619	2:10.046
81	37.599	2:11.912
66	42.369	2:11.335
117	53.289	2:15.668
63	1 Lap	2:35.658
139	58.039	2:13.216
99	1:08.035	2:15.768
91	1:36.815	2:20.532
61	1:40.066	2:18.247
78	1:51.028	2:21.842
49	1:54.718	2:21.564

Weather / Track : Bright / Dry

Results can be found at [www.tsl-timing.com](http://www.tsl-timing.com)

Snetterton 300: 2.9689 miles  
Date: 08/05/2022 Start: 17:40 Finish: 17:55

Printed - 17:58 Sunday, 08 May 2022

# BMCRC - MRO Championships 2022 - Rnd 3 @ Snetterton 300

## BMCRC Thunderbike Sport & Rookie Minitwins

### RACE 20 - SECTOR ANALYSIS



SECTOR 1 = FL to I1, SECTOR 2 = I1 to FL, DIFF = Difference To Personal Best Lap, P = Crossed Finish Line in Pit Lane, D = Time Disallowed

P1 624		Matthew FEDRICK		Yamaha R6 - Matthew Fedrick farriers ltd/ Palmer Race Skool		
IDEAL LAP TIME : 2:05.536		BEST LAP TIME : 2:05.536		DIFFERENCE : 0.000		
LAP	SECTOR 1	SECTOR 2	LAP TIME	MPH	DIFF	TIME OF DAY
1 -		42.597	2:12.517	80.65	6.981	17:42:56.965
2 -	1:25.045	42.217	2:07.262	83.98	1.726	17:45:04.227
3 -	1:24.865	42.000	2:06.865	84.24	1.329	17:47:11.092
4 -	1:24.696	42.160	2:06.856 (3)	84.25	1.320	17:49:17.948
5 -	1:24.355	42.582	2:06.937	84.19	1.401	17:51:24.885
6 -	<b>1:24.209</b>	<b>41.327</b>	<b>2:05.536 (1)</b>	<b>85.13</b>		<b>17:53:30.421</b>
7 -	1:24.334	41.345	2:05.679 (2)	85.04	0.143	17:55:36.100

P2 54		Adam JAMISON		Yamaha R6 - Team AJR		
IDEAL LAP TIME : 2:05.522		BEST LAP TIME : 2:05.522		DIFFERENCE : 0.000		
LAP	SECTOR 1	SECTOR 2	LAP TIME	MPH	DIFF	TIME OF DAY
1 -		42.485	2:12.607	80.59	7.085	17:42:57.055
2 -	1:25.047	42.203	2:07.250	83.99	1.728	17:45:04.305
3 -	1:24.890	42.279	2:07.169	84.04	1.647	17:47:11.474
4 -	1:24.622	41.975	2:06.597	84.42	1.075	17:49:18.071
5 -	1:24.283	42.259	2:06.542 (2)	84.46	1.020	17:51:24.613
6 -	1:24.713	41.853	2:06.566 (3)	84.44	1.044	17:53:31.179
7 -	<b>1:23.940</b>	<b>41.582</b>	<b>2:05.522 (1)</b>	<b>85.14</b>		<b>17:55:36.701</b>

P3 292 R		Tommi CALDWELL		Yamaha YZF-R6 - DART Motorsport - California Superbike Schc		
IDEAL LAP TIME : 2:07.521		BEST LAP TIME : 2:07.812		DIFFERENCE : 0.291		
LAP	SECTOR 1	SECTOR 2	LAP TIME	MPH	DIFF	TIME OF DAY
1 -		43.090	2:17.898	77.50	10.086	17:43:02.346
2 -	1:25.667	43.334	2:09.001	82.85	1.189	17:45:11.347
3 -	1:25.846	<b>42.436</b>	2:08.282 (3)	83.31	0.470	17:47:19.629
4 -	1:25.530	43.025	2:08.555	83.14	0.743	17:49:28.184
5 -	1:25.568	42.810	2:08.378	83.25	0.566	17:51:36.562
6 -	<b>1:25.085</b>	43.096	2:08.181 (2)	83.38	0.369	17:53:44.743
7 -	1:25.344	42.468	<b>2:07.812 (1)</b>	<b>83.62</b>		<b>17:55:52.555</b>

P4 69		Tony RUSSO		Yamaha R6 - Wymark Lubricants		
IDEAL LAP TIME : 2:07.630		BEST LAP TIME : 2:07.630		DIFFERENCE : 0.000		
LAP	SECTOR 1	SECTOR 2	LAP TIME	MPH	DIFF	TIME OF DAY
1 -		43.902	2:20.032	76.32	12.402	17:43:04.480
2 -	1:26.930	43.405	2:10.335	82.00	2.705	17:45:14.815
3 -	1:27.273	42.508	2:09.781 (3)	82.35	2.151	17:47:24.596
4 -	1:26.503	43.294	2:09.797	82.34	2.167	17:49:34.393
5 -	1:25.616	43.317	2:08.933 (2)	82.89	1.303	17:51:43.326
6 -	1:26.270	43.780	2:10.050	82.18	2.420	17:53:53.376
7 -	<b>1:25.179</b>	<b>42.451</b>	<b>2:07.630 (1)</b>	<b>83.74</b>		<b>17:56:01.006</b>

P5 84		Ricardo BRANCO		Yamaha R6 - IMP Racing		
IDEAL LAP TIME : 2:09.046		BEST LAP TIME : 2:09.276		DIFFERENCE : 0.230		
LAP	SECTOR 1	SECTOR 2	LAP TIME	MPH	DIFF	TIME OF DAY
1 -		43.714	2:16.413	78.35	7.137	17:43:00.861
2 -	1:27.158	44.280	2:11.438	81.31	2.162	17:45:12.299
3 -	1:27.376	44.206	2:11.582	81.22	2.306	17:47:23.881
4 -	1:26.568	43.358	2:09.926 (3)	82.26	0.650	17:49:33.807
5 -	<b>1:25.859</b>	43.417	<b>2:09.276 (1)</b>	<b>82.67</b>		<b>17:51:43.083</b>
6 -	1:26.098	43.891	2:09.989	82.22	0.713	17:53:53.072
7 -	1:26.333	<b>43.187</b>	2:09.520 (2)	82.52	0.244	17:56:02.592

# BMCRC - MRO Championships 2022 - Rnd 3 @ Snetterton 300

## BMCRC Thunderbike Sport & Rookie Minitwins

### RACE 20 - SECTOR ANALYSIS



SECTOR 1 = FL to I1, SECTOR 2 = I1 to FL, DIFF = Difference To Personal Best Lap, P = Crossed Finish Line in Pit Lane, D = Time Disallowed

P6 48		Shaun WALLIS		Yamaha R6 - MBC Despatch Racing		
IDEAL LAP TIME : 2:08.152		BEST LAP TIME : 2:08.737		DIFFERENCE : 0.585		
LAP	SECTOR 1	SECTOR 2	LAP TIME	MPH	DIFF	TIME OF DAY
1 -		<b>43.192</b>	2:16.608	78.23	7.871	17:43:01.056
2 -	1:27.636	44.362	2:11.998	80.97	3.261	17:45:13.054
3 -	1:26.880	44.371	2:11.251	81.43	2.514	17:47:24.305
4 -	1:26.356	43.415	2:09.771 (2)	82.36	1.034	17:49:34.076
5 -	1:25.790	44.967	2:10.757	81.74	2.020	17:51:44.833
6 -	<b>1:24.960</b>	43.777	<b>2:08.737 (1)</b>	<b>83.02</b>		<b>17:53:53.570</b>
7 -	1:26.387	43.411	2:09.798 (3)	82.34	1.061	17:56:03.368

P7 72 R		Luke LAWSON		Yamaha R6 - Bloom Valley Ltd - Farm Shop & Event Catering		
IDEAL LAP TIME : 2:08.635		BEST LAP TIME : 2:08.936		DIFFERENCE : 0.301		
LAP	SECTOR 1	SECTOR 2	LAP TIME	MPH	DIFF	TIME OF DAY
1 -		43.762	2:19.706	76.50	10.770	17:43:04.154
2 -	1:28.634	43.460	2:12.094	80.91	3.158	17:45:16.248
3 -	1:27.366	43.817	2:11.183	81.47	2.247	17:47:27.431
4 -	1:26.738	43.925	2:10.663	81.79	1.727	17:49:38.094
5 -	1:26.760	42.653	2:09.413 (3)	82.58	0.477	17:51:47.507
6 -	<b>1:26.032</b>	42.904	<b>2:08.936 (1)</b>	<b>82.89</b>		<b>17:53:56.443</b>
7 -	1:26.364	<b>42.603</b>	2:08.967 (2)	82.87	0.031	17:56:05.410

P8 43		Colin WALKEY		Kawasaki ZX6R G2 - ELP Racing		
IDEAL LAP TIME : 2:09.697		BEST LAP TIME : 2:09.697		DIFFERENCE : 0.000		
LAP	SECTOR 1	SECTOR 2	LAP TIME	MPH	DIFF	TIME OF DAY
1 -		44.375	2:18.810	76.99	9.113	17:43:03.258
2 -	1:27.790	43.665	2:11.455	81.30	1.758	17:45:14.713
3 -	1:27.262	43.778	2:11.040	81.56	1.343	17:47:25.753
4 -	1:27.025	43.536	2:10.561 (3)	81.86	0.864	17:49:36.314
5 -	1:26.534	43.340	2:09.874 (2)	82.29	0.177	17:51:46.188
6 -	<b>1:26.508</b>	<b>43.189</b>	<b>2:09.697 (1)</b>	<b>82.40</b>		<b>17:53:55.885</b>
7 -	1:27.272	43.714	2:10.986	81.59	1.289	17:56:06.871

P9 75		Stewart MAY		Honda CBR600F3 - Moths in the wallet		
IDEAL LAP TIME : 2:09.444		BEST LAP TIME : 2:09.629		DIFFERENCE : 0.185		
LAP	SECTOR 1	SECTOR 2	LAP TIME	MPH	DIFF	TIME OF DAY
1 -		44.416	2:19.503	76.61	9.874	17:43:03.951
2 -	1:27.371	44.284	2:11.655	81.18	2.026	17:45:15.606
3 -	1:26.853	44.162	2:11.015	81.57	1.386	17:47:26.621
4 -	1:26.490	44.006	2:10.496 (3)	81.90	0.867	17:49:37.117
5 -	<b>1:26.112</b>	43.756	2:09.868 (2)	82.29	0.239	17:51:46.985
6 -	1:26.297	<b>43.332</b>	<b>2:09.629 (1)</b>	<b>82.45</b>		<b>17:53:56.614</b>
7 -	1:26.890	44.051	2:10.941	81.62	1.312	17:56:07.555

P10 25		Harrison DAY		Yamaha R6 -		
IDEAL LAP TIME : 2:09.230		BEST LAP TIME : 2:09.283		DIFFERENCE : 0.053		
LAP	SECTOR 1	SECTOR 2	LAP TIME	MPH	DIFF	TIME OF DAY
1 -		43.468	2:20.568	76.03	11.285	17:43:05.016
2 -	1:27.966	44.167	2:12.133	80.88	2.850	17:45:17.149
3 -	1:26.880	43.916	2:10.796	81.71	1.513	17:47:27.945
4 -	1:26.867	43.817	2:10.684	81.78	1.401	17:49:38.629
5 -	1:26.469	43.292	2:09.761 (2)	82.36	0.478	17:51:48.390
6 -	1:26.306	<b>42.977</b>	<b>2:09.283 (1)</b>	<b>82.67</b>		<b>17:53:57.673</b>
7 -	<b>1:26.253</b>	43.793	2:10.046 (3)	82.18	0.763	17:56:07.719

# BMCRC - MRO Championships 2022 - Rnd 3 @ Snetterton 300

## BMCRC Thunderbike Sport & Rookie Minitwins

### RACE 20 - SECTOR ANALYSIS



SECTOR 1 = FL to I1, SECTOR 2 = I1 to FL, DIFF = Difference To Personal Best Lap, P = Crossed Finish Line in Pit Lane, D = Time Disallowed

P11 81 Malvern MAY		Honda CBR600RR - IMP racing				
IDEAL LAP TIME : 2:09.309		BEST LAP TIME : 2:09.577		DIFFERENCE : 0.268		
LAP	SECTOR 1	SECTOR 2	LAP TIME	MPH	DIFF	TIME OF DAY
1 -		43.638	2:17.231	77.88	7.654	17:43:01.679
2 -	1:27.211	<b>43.473</b>	2:10.684 (3)	81.78	1.107	17:45:12.363
3 -	1:28.027	43.767	2:11.794	81.09	2.217	17:47:24.157
4 -	1:26.983	43.546	2:10.529 (2)	81.88	0.952	17:49:34.686
5 -	<b>1:25.836</b>	43.741	<b>2:09.577 (1)</b>	<b>82.48</b>		<b>17:51:44.263</b>
6 -	1:33.475	44.049	2:17.524	77.71	7.947	17:54:01.787
7 -	1:27.356	44.556	2:11.912	81.02	2.335	17:56:13.699

P12 66 Mitch DUCRAN		Suzuki SV650 - JP Haulage				
IDEAL LAP TIME : 2:10.349		BEST LAP TIME : 2:10.839		DIFFERENCE : 0.490		
LAP	SECTOR 1	SECTOR 2	LAP TIME	MPH	DIFF	TIME OF DAY
1 -		43.598	2:26.323	73.04	15.484	17:43:10.771
2 -	1:28.269	43.405	2:11.674	81.17	0.835	17:45:22.445
3 -	1:27.531	44.131	2:11.662	81.17	0.823	17:47:34.107
4 -	1:28.322	<b>42.879</b>	2:11.201 (3)	81.46	0.362	17:49:45.308
5 -	<b>1:27.470</b>	43.369	<b>2:10.839 (1)</b>	<b>81.68</b>		<b>17:51:56.147</b>
6 -	1:28.057	42.930	2:10.987 (2)	81.59	0.148	17:54:07.134
7 -	1:27.917	43.418	2:11.335	81.38	0.496	17:56:18.469

P13 117 RMT Brandon WRIGHT		Suzuki SV 650 - OneEliquids.com				
IDEAL LAP TIME : 2:12.158		BEST LAP TIME : 2:12.402		DIFFERENCE : 0.244		
LAP	SECTOR 1	SECTOR 2	LAP TIME	MPH	DIFF	TIME OF DAY
1 -		44.390	2:21.539	75.51	9.137	17:43:05.987
2 -	1:28.715	44.508	2:13.223 (3)	80.22	0.821	17:45:19.210
3 -	1:30.212	44.786	2:14.998	79.17	2.596	17:47:34.208
4 -	1:28.454	<b>44.057</b>	2:12.511 (2)	80.65	0.109	17:49:46.719
5 -	<b>1:28.101</b>	44.301	<b>2:12.402 (1)</b>	<b>80.72</b>		<b>17:51:59.121</b>
6 -	1:29.883	44.717	2:14.600	79.40	2.198	17:54:13.721
7 -	1:30.019	45.649	2:15.668	78.78	3.266	17:56:29.389

P14 139 Rob MARLEY		Honda CBR600F3 - PearTree Racing				
IDEAL LAP TIME : 2:12.782		BEST LAP TIME : 2:13.082		DIFFERENCE : 0.300		
LAP	SECTOR 1	SECTOR 2	LAP TIME	MPH	DIFF	TIME OF DAY
1 -		46.264	2:24.774	73.82	11.692	17:43:09.222
2 -	1:30.483	46.016	2:16.499	78.30	3.417	17:45:25.721
3 -	1:29.611	45.623	2:15.234	79.03	2.152	17:47:40.955
4 -	1:28.495	45.191	2:13.686	79.94	0.604	17:49:54.641
5 -	1:28.240	44.960	2:13.200 (2)	80.24	0.118	17:52:07.841
6 -	<b>1:28.033</b>	45.049	<b>2:13.082 (1)</b>	<b>80.31</b>		<b>17:54:20.923</b>
7 -	1:28.467	<b>44.749</b>	2:13.216 (3)	80.23	0.134	17:56:34.139

P15 99 RMT Roger PARKES		Suzuki SV650 - Simply Owners Ltd				
IDEAL LAP TIME : 2:15.032		BEST LAP TIME : 2:15.237		DIFFERENCE : 0.205		
LAP	SECTOR 1	SECTOR 2	LAP TIME	MPH	DIFF	TIME OF DAY
1 -		46.173	2:23.899	74.27	8.662	17:43:08.347
2 -	1:30.876	45.158	2:16.034	78.56	0.797	17:45:24.381
3 -	1:30.483	45.888	2:16.371	78.37	1.134	17:47:40.752
4 -	1:31.034	45.654	2:16.688	78.19	1.451	17:49:57.440
5 -	1:30.102	45.588	2:15.690 (2)	78.76	0.453	17:52:13.130
6 -	1:30.171	<b>45.066</b>	<b>2:15.237 (1)</b>	<b>79.03</b>		<b>17:54:28.367</b>
7 -	<b>1:29.966</b>	45.802	2:15.768 (3)	78.72	0.531	17:56:44.135

# BMCRC - MRO Championships 2022 - Rnd 3 @ Snetterton 300

## BMCRC Thunderbike Sport & Rookie Minitwins

### RACE 20 - SECTOR ANALYSIS



SECTOR 1 = FL to I1, SECTOR 2 = I1 to FL, DIFF = Difference To Personal Best Lap, P = Crossed Finish Line in Pit Lane, D = Time Disallowed

P16 91 RMT Ben WEST		Suzuki SV650 - RV2 power				
IDEAL LAP TIME : 2:17.638		BEST LAP TIME : 2:17.766		DIFFERENCE : 0.128		
LAP	SECTOR 1	SECTOR 2	LAP TIME	MPH	DIFF	TIME OF DAY
1 -		<b>45.976</b>	2:26.634	72.88	8.868	17:43:11.082
2 -	<b>1:31.662</b>	46.104	<b>2:17.766 (1)</b>	<b>77.58</b>		<b>17:45:28.848</b>
3 -	1:32.404	46.644	2:19.048 (2)	76.86	1.282	17:47:47.896
4 -	1:33.091	47.634	2:20.725	75.95	2.959	17:50:08.621
5 -	1:34.013	47.380	2:21.393	75.59	3.627	17:52:30.014
6 -	1:34.929	47.440	2:22.369	75.07	4.603	17:54:52.383
7 -	1:33.786	46.746	2:20.532 (3)	76.05	2.766	17:57:12.915

P17 61 RMT Nick HOLMES		Suzuki SV650 -				
IDEAL LAP TIME : 2:18.247		BEST LAP TIME : 2:18.247		DIFFERENCE : 0.000		
LAP	SECTOR 1	SECTOR 2	LAP TIME	MPH	DIFF	TIME OF DAY
1 -		47.598	2:32.278	70.18	14.031	17:43:16.726
2 -	1:34.469	46.940	2:21.409	75.58	3.162	17:45:38.135
3 -	1:33.485	46.347	2:19.832 (3)	76.43	1.585	17:47:57.967
4 -	1:33.706	47.121	2:20.827	75.89	2.580	17:50:18.794
5 -	1:33.540	46.518	2:20.058	76.31	1.811	17:52:38.852
6 -	1:32.512	46.555	2:19.067 (2)	76.85	0.820	17:54:57.919
7 -	<b>1:32.049</b>	<b>46.198</b>	<b>2:18.247 (1)</b>	<b>77.31</b>		<b>17:57:16.166</b>

P18 78 RMT Tim FRAMPTON		Suzuki SV650 - K66				
IDEAL LAP TIME : 2:19.678		BEST LAP TIME : 2:20.154		DIFFERENCE : 0.476		
LAP	SECTOR 1	SECTOR 2	LAP TIME	MPH	DIFF	TIME OF DAY
1 -		51.868	2:34.608	69.13	14.454	17:43:19.056
2 -	1:35.414	47.688	2:23.102	74.68	2.948	17:45:42.158
3 -	1:34.843	47.379	2:22.222	75.15	2.068	17:48:04.380
4 -	1:33.344	46.810	<b>2:20.154 (1)</b>	<b>76.25</b>		<b>17:50:24.534</b>
5 -	1:33.630	<b>46.535</b>	2:20.165 (2)	76.25	0.011	17:52:44.699
6 -	<b>1:33.143</b>	47.444	2:20.587 (3)	76.02	0.433	17:55:05.286
7 -	1:34.059	47.783	2:21.842	75.35	1.688	17:57:27.128

P19 49 Oli CHAYTOR		Honda CBR F4i - PearTree Racing				
IDEAL LAP TIME : 2:21.444		BEST LAP TIME : 2:21.540		DIFFERENCE : 0.096		
LAP	SECTOR 1	SECTOR 2	LAP TIME	MPH	DIFF	TIME OF DAY
1 -		48.146	2:33.910	69.44	12.370	17:43:18.358
2 -	1:35.178	47.601	2:22.779	74.85	1.239	17:45:41.137
3 -	1:34.653	47.593	2:22.246	75.13	0.706	17:48:03.383
4 -	1:34.808	<b>47.434</b>	2:22.242	75.14	0.702	17:50:25.625
5 -	1:34.056	47.484	<b>2:21.540 (1)</b>	<b>75.51</b>		<b>17:52:47.165</b>
6 -	1:34.143	47.946	2:22.089 (3)	75.22	0.549	17:55:09.254
7 -	<b>1:34.010</b>	47.554	2:21.564 (2)	75.49	0.024	17:57:30.818

P20 45 RMT Terence QUINCE		Suzuki SV650 - K&Q				
IDEAL LAP TIME : 2:21.878		BEST LAP TIME : 2:21.878		DIFFERENCE : 0.000		
LAP	SECTOR 1	SECTOR 2	LAP TIME	MPH	DIFF	TIME OF DAY
1 -		49.861	2:37.393	67.90	15.515	17:43:21.841
2 -	1:37.029	49.054	2:26.083	73.16	4.205	17:45:47.924
3 -	1:35.254	49.393	2:24.647	73.89	2.769	17:48:12.571
4 -	1:35.431	48.690	2:24.121 (3)	74.16	2.243	17:50:36.692
5 -	1:35.288	47.797	2:23.085 (2)	74.69	1.207	17:52:59.777
6 -	1:37.570	47.671	2:25.241	73.58	3.363	17:55:25.018
7 -	<b>1:34.640</b>	<b>47.238</b>	<b>2:21.878 (1)</b>	<b>75.33</b>		<b>17:57:46.896</b>

# BMCRC - MRO Championships 2022 - Rnd 3 @ Snetterton 300

## BMCRC Thunderbike Sport & Rookie Minitwins

### RACE 20 - SECTOR ANALYSIS



SECTOR 1 = FL to I1, SECTOR 2 = I1 to FL, DIFF = Difference To Personal Best Lap, P = Crossed Finish Line in Pit Lane, D = Time Disallowed

P21 152 RMT Samuel DOWNES		Suzuki SV650 -				
IDEAL LAP TIME : 2:21.893		BEST LAP TIME : 2:22.561				
		DIFFERENCE : 0.668				
LAP	SECTOR 1	SECTOR 2	LAP TIME	MPH	DIFF	TIME OF DAY
1 -		49.390	2:36.826	68.15	14.265	17:43:21.274
2 -	1:37.330	48.512	2:25.842	73.28	3.281	17:45:47.116
3 -	1:35.635	49.697	2:25.332	73.54	2.771	17:48:12.448
4 -	<b>1:34.993</b>	48.354	2:23.347 (2)	74.56	0.786	17:50:35.795
5 -	1:36.194	47.857	2:24.051 (3)	74.19	1.490	17:52:59.846
6 -	1:36.279	48.370	2:24.649	73.88	2.088	17:55:24.495
7 -	1:35.661	<b>46.900</b>	<b>2:22.561 (1)</b>	<b>74.97</b>		<b>17:57:47.056</b>

P22 744 RMT Gary ANDERSON		Suzuki SV650 - A&M MOT Services. Guildford				
IDEAL LAP TIME : 2:21.552		BEST LAP TIME : 2:21.930				
		DIFFERENCE : 0.378				
LAP	SECTOR 1	SECTOR 2	LAP TIME	MPH	DIFF	TIME OF DAY
1 -		49.734	2:38.869	67.27	16.939	17:43:23.317
2 -	1:40.871	49.764	2:30.635	70.95	8.705	17:45:53.952
3 -	1:35.651	48.325	2:23.976	74.23	2.046	17:48:17.928
4 -	1:34.769	48.073	2:22.842 (3)	74.82	0.912	17:50:40.770
5 -	1:34.468	<b>47.464</b>	2:21.932 (2)	75.30	0.002	17:53:02.702
6 -	<b>1:34.088</b>	47.842	<b>2:21.930 (1)</b>	<b>75.30</b>		<b>17:55:24.632</b>
7 -	1:35.631	47.469	2:23.100	74.68	1.170	17:57:47.732

P23 52 RMT Stephen BAYLEY		Suzuki SV650 - Mander Organ Builders Racing				
IDEAL LAP TIME : 2:26.873		BEST LAP TIME : 2:26.977				
		DIFFERENCE : 0.104				
LAP	SECTOR 1	SECTOR 2	LAP TIME	MPH	DIFF	TIME OF DAY
1 -		49.952	2:38.672	67.35	11.695	17:43:23.120
2 -	1:41.355	<b>49.921</b>	2:31.276	70.65	4.299	17:45:54.396
3 -	<b>1:36.952</b>	50.025	<b>2:26.977 (1)</b>	<b>72.71</b>		<b>17:48:21.373</b>
4 -	1:38.040	50.905	2:28.945 (2)	71.75	1.968	17:50:50.318
5 -	1:39.422	51.497	2:30.919 (3)	70.81	3.942	17:53:21.237
6 -	1:41.087	51.094	2:32.181	70.23	5.204	17:55:53.418

P24 63 Robert BUSH		Suzuki GSXR 600 - Legacy Racing				
IDEAL LAP TIME : 2:34.019		BEST LAP TIME : 2:34.424				
		DIFFERENCE : 0.405				
LAP	SECTOR 1	SECTOR 2	LAP TIME	MPH	DIFF	TIME OF DAY
1 -		52.444	2:48.171	63.55	13.747	17:43:32.619
2 -	1:43.395	52.461	2:35.856	68.57	1.432	17:46:08.475
3 -	1:43.836	52.174	2:36.010	68.50	1.586	17:48:44.485
4 -	1:42.605	<b>51.819</b>	<b>2:34.424 (1)</b>	<b>69.21</b>		<b>17:51:18.909</b>
5 -	<b>1:42.200</b>	52.800	2:35.000 (2)	68.95	0.576	17:53:53.909
6 -	1:43.243	52.415	2:35.658 (3)	68.66	1.234	17:56:29.567

P25 138 Craig JARMIN		Suzuki SV650 - SK PreP				
IDEAL LAP TIME : 2:19.472		BEST LAP TIME : 2:19.472				
		DIFFERENCE : 0.000				
LAP	SECTOR 1	SECTOR 2	LAP TIME	MPH	DIFF	TIME OF DAY
1 -		47.020	2:30.483	71.02	11.011	17:43:14.931
2 -	1:34.407	46.801	2:21.208 (3)	75.69	1.736	17:45:36.139
3 -	1:34.001	46.554	2:20.555 (2)	76.04	1.083	17:47:56.694
4 -	1:35.280	47.442	2:22.722	74.88	3.250	17:50:19.416
5 -	<b>1:33.790</b>	<b>45.682</b>	<b>2:19.472 (1)</b>	<b>76.63</b>		<b>17:52:38.888</b>

P26 116 Gareth FAITH		Suzuki SV650 - Sitramoto				
IDEAL LAP TIME : 2:22.616		BEST LAP TIME : 2:22.616				
		DIFFERENCE : 0.000				
LAP	SECTOR 1	SECTOR 2	LAP TIME	MPH	DIFF	TIME OF DAY
1 -		48.176	2:31.788	70.41	9.172	17:43:16.236
2 -	<b>1:35.516</b>	<b>47.100</b>	<b>2:22.616 (1)</b>	<b>74.94</b>		<b>17:45:38.852</b>
3 -	1:35.754	47.536	2:23.290 (2)	74.59	0.674	17:48:02.142
4 -	1:36.400	48.030	2:24.430 (3)	74.00	1.814	17:50:26.572



# BMCRC - MRO Championships 2022 - Rnd 3 @ Snetterton 300

## BMCRC Thunderbike Sport & Rookie Minitwins

### RACE 20 - SECTOR ANALYSIS



SECTOR 1 = FL to I1, SECTOR 2 = I1 to FL, DIFF = Difference To Personal Best Lap, P = Crossed Finish Line in Pit Lane, D = Time Disallowed

<b>P27</b>	<b>627</b>	<b>RMT</b>	<b>Aaron MONK</b>	Suzuki SV650 - flyaspitfire.co.uk		
IDEAL LAP TIME :		BEST LAP TIME :		DIFFERENCE :		
LAP	SECTOR 1	SECTOR 2	LAP TIME	MPH	DIFF	TIME OF DAY

1 - **46.305** 2:29.766 71.36 17:43:14.214

<b>P28</b>	<b>737</b>	<b>Vincent LEWIN</b>	Honda CBR600F3 - VINITWINRACING.CO.UK			
IDEAL LAP TIME :		BEST LAP TIME :		DIFFERENCE :		
LAP	SECTOR 1	SECTOR 2	LAP TIME	MPH	DIFF	TIME OF DAY

1 - **48.076** 2:35.431 68.76 17:43:19.879

# BMCRC - MRO Championships 2022 - Rnd 3 @ Snetterton 300

## BMCRC Thunderbike Sport & Rookie Minitwins

### RACE 20 - BEST SECTORS

SECTOR 1			SECTOR 2			IDEAL / BEST COMPARISON						
POS	NO	NAME	TIME	NO	NAME	TIME	POS	NO	NAME	IDEAL	BEST	DIFF
									<b>PERFECT LAP</b>	<b>2:05.267</b>		
1	54	JAMISON	1:23.940	624	FEDRICK	41.327	1	54	JAMISON	2:05.522	2:05.522	0.000
2	624	FEDRICK	1:24.209	54	JAMISON	41.582	2	624	FEDRICK	2:05.536	2:05.536	0.000
3	48	WALLIS	1:24.960	292	CALDWELL	42.436	3	292	CALDWELL	2:07.521	2:07.812	0.291
4	292	CALDWELL	1:25.085	69	RUSSO	42.451	4	69	RUSSO	2:07.630	2:07.630	0.000
5	69	RUSSO	1:25.179	72	LAWSON	42.603	5	48	WALLIS	2:08.152	2:08.737	0.585
6	81	MAY	1:25.836	66	DUCRAN	42.879	6	72	LAWSON	2:08.635	2:08.936	0.301
7	84	BRANCO	1:25.859	25	DAY	42.977	7	84	BRANCO	2:09.046	2:09.276	0.230
8	72	LAWSON	1:26.032	84	BRANCO	43.187	8	25	DAY	2:09.230	2:09.283	0.053
9	75	MAY	1:26.112	43	WALKEY	43.189	9	81	MAY	2:09.309	2:09.577	0.268
10	25	DAY	1:26.253	48	WALLIS	43.192	10	75	MAY	2:09.444	2:09.629	0.185
11	43	WALKEY	1:26.508	75	MAY	43.332	11	43	WALKEY	2:09.697	2:09.697	0.000
12	66	DUCRAN	1:27.470	81	MAY	43.473	12	66	DUCRAN	2:10.349	2:10.839	0.490
13	139	MARLEY	1:28.033	117	WRIGHT	44.057	13	117	WRIGHT	2:12.158	2:12.402	0.244
14	117	WRIGHT	1:28.101	139	MARLEY	44.749	14	139	MARLEY	2:12.782	2:13.082	0.300
15	99	PARKES	1:29.966	99	PARKES	45.066	15	99	PARKES	2:15.032	2:15.237	0.205
16	91	WEST	1:31.662	138	JARMIN	45.682	16	91	WEST	2:17.638	2:17.766	0.128
17	61	HOLMES	1:32.049	91	WEST	45.976	17	61	HOLMES	2:18.247	2:18.247	0.000
18	78	FRAMPTON	1:33.143	61	HOLMES	46.198	18	138	JARMIN	2:19.472	2:19.472	0.000
19	138	JARMIN	1:33.790	627	MONK	46.305	19	78	FRAMPTON	2:19.678	2:20.154	0.476
20	49	CHAYTOR	1:34.010	78	FRAMPTON	46.535	20	49	CHAYTOR	2:21.444	2:21.540	0.096
21	744	ANDERSON	1:34.088	152	DOWNES	46.900	21	744	ANDERSON	2:21.552	2:21.930	0.378
22	45	QUINCE	1:34.640	116	FAITH	47.100	22	45	QUINCE	2:21.878	2:21.878	0.000
23	152	DOWNES	1:34.993	45	QUINCE	47.238	23	152	DOWNES	2:21.893	2:22.561	0.668
24	116	FAITH	1:35.516	49	CHAYTOR	47.434	24	116	FAITH	2:22.616	2:22.616	0.000
25	52	BAYLEY	1:36.952	744	ANDERSON	47.464	25	52	BAYLEY	2:26.873	2:26.977	0.104
26	63	BUSH	1:42.200	737	LEWIN	48.076	26	63	BUSH	2:34.019	2:34.424	0.405
27				52	BAYLEY	49.921	27	737	LEWIN			
28				63	BUSH	51.819	28	627	MONK			

# BMCRC - MRO Championships 2022 - Rnd 3 @ Snetterton 300

## BMCRC Thunderbike Sport & Rookie Minitwins

### RACE 20 - STATISTICS

**Competitors Started** 28  
**Planned Start** 2022-05-08 @ 17:45:00.000  
**Actual Start** 2022-05-08 @ 17:40:44.447  
**Finish Time** 2022-05-08 @ 17:55:36.099  
**Track Length** 2.9689mi.  
**Total Laps** 177  
**Total Distance Covered** 525.4973mi.

#### Session Fastest Lap History

NO	CL	NAME	LAP TIME	TIME OF DAY	LAP	VEHICLE
624		Matthew FEDRICK	<b>2:07.262</b>	17:45:04.245	2	Yamaha R6
54		Adam JAMISON	<b>2:07.250</b>	17:45:04.307	2	Yamaha R6
624		Matthew FEDRICK	<b>2:06.865</b>	17:47:11.111	3	Yamaha R6
624		Matthew FEDRICK	<b>2:06.856</b>	17:49:17.966	4	Yamaha R6
54		Adam JAMISON	<b>2:06.597</b>	17:49:18.073	4	Yamaha R6
54		Adam JAMISON	<b>2:06.542</b>	17:51:24.614	5	Yamaha R6
624		Matthew FEDRICK	<b>2:05.536</b>	17:53:30.439	6	Yamaha R6
54		Adam JAMISON	<b>2:05.522</b>	17:55:36.702	7	Yamaha R6

#### Session Leader History

NO	CL	NAME	FROM LAP	LAPS LED	DISTANCE	VEHICLE
624		Matthew FEDRICK	1	4	11.87 miles	Yamaha R6
54		Adam JAMISON	5	1	2.96 miles	Yamaha R6
624		Matthew FEDRICK	6	2	5.93 miles	Yamaha R6

#### Flag History

TYPE	TIME OF DAY
GREEN	17:40:44.447
FINISH	17:55:36.099

#### Flag Statistics

TYPE	COUNT	TOTAL LAPS	TOTAL TIME
Green	1	7	17:13.811
Red	0	0	0.000
Safety Car	0	0	0.000
FCY	0	0	0.000

# BMCRC - MRO Championships 2022 - Rnd 3 @ Snetterton 300

## BMCRC Thunderbike Sport & Rookie Minitwins

### RACE 20 - STATISTICS

CLASS :

16 Starters

#### Fastest Lap History

NO	NAME	LAP TIME	TIME OF DAY	LAP	VEHICLE
624	Matthew FEDRICK	2:07.262	17:45:04.245	2	Yamaha R6
54	Adam JAMISON	2:07.250	17:45:04.307	2	Yamaha R6
624	Matthew FEDRICK	2:06.865	17:47:11.111	3	Yamaha R6
624	Matthew FEDRICK	2:06.856	17:49:17.966	4	Yamaha R6
54	Adam JAMISON	2:06.597	17:49:18.073	4	Yamaha R6
54	Adam JAMISON	2:06.542	17:51:24.614	5	Yamaha R6
624	Matthew FEDRICK	2:05.536	17:53:30.439	6	Yamaha R6
54	Adam JAMISON	2:05.522	17:55:36.702	7	Yamaha R6

#### Leader History

NO	NAME	FROM LAP	LAPS LED	DISTANCE	VEHICLE
624	Matthew FEDRICK	1	4	11.87 miles	Yamaha R6
54	Adam JAMISON	5	1	2.96 miles	Yamaha R6
624	Matthew FEDRICK	6	2	5.93 miles	Yamaha R6

# BMCRC - MRO Championships 2022 - Rnd 3 @ Snetterton 300

## BMCRC Thunderbike Sport & Rookie Minitwins

### RACE 20 - STATISTICS

CLASS : R

2 Starters

#### Fastest Lap History

NO	NAME	LAP TIME	TIME OF DAY	LAP	VEHICLE
292	Tommi CALDWELL	2:09.001	17:45:11.352	2	Yamaha YZF-R6
292	Tommi CALDWELL	2:08.282	17:47:19.633	3	Yamaha YZF-R6
292	Tommi CALDWELL	2:08.181	17:53:44.748	6	Yamaha YZF-R6
292	Tommi CALDWELL	2:07.812	17:55:52.560	7	Yamaha YZF-R6

#### Leader History

NO	NAME	FROM LAP	LAPS LED	DISTANCE	VEHICLE
292	Tommi CALDWELL	1	7	20.78 miles	Yamaha YZF-R6

# BMCRC - MRO Championships 2022 - Rnd 3 @ Snetterton 300

## BMCRC Thunderbike Sport & Rookie Minitwins

### RACE 20 - STATISTICS

CLASS : RMT

10 Starters

#### Fastest Lap History

NO	NAME	LAP TIME	TIME OF DAY	LAP	VEHICLE
117	Brandon WRIGHT	<b>2:13.223</b>	17:45:19.217	2	Suzuki SV 650
117	Brandon WRIGHT	<b>2:12.511</b>	17:49:46.726	4	Suzuki SV 650
117	Brandon WRIGHT	<b>2:12.402</b>	17:51:59.127	5	Suzuki SV 650

#### Leader History

NO	NAME	FROM LAP	LAPS LED	DISTANCE	VEHICLE
117	Brandon WRIGHT	1	7	20.78 miles	Suzuki SV 650



# DFDS

## DFDS YAMAHA PAST MASTERS



BMCRC-MRO Championships - Round 3

Snetterton 300

7<sup>th</sup> / 8<sup>th</sup> May 2022



Timing & Results Provided by Timing Solutions Ltd

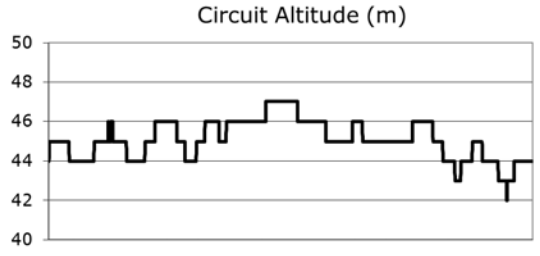
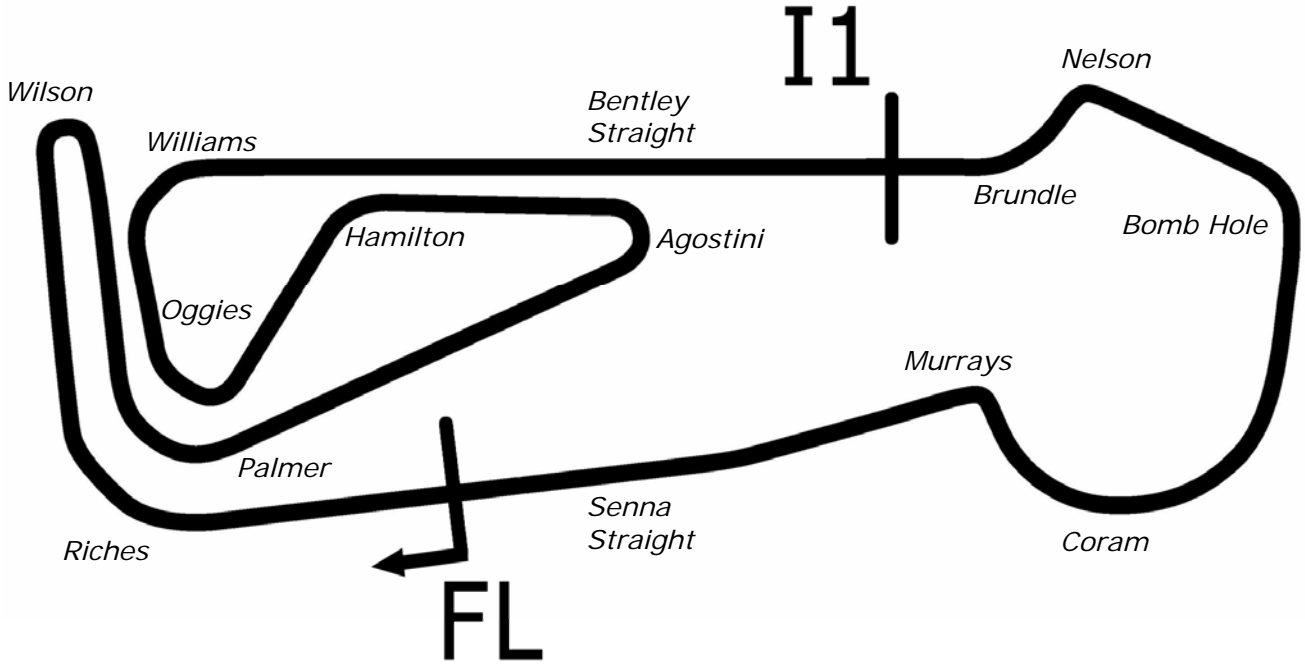
[www.tsl-timing.com](http://www.tsl-timing.com)

# Snetterton 300



SPORTS TIMING

TIMING SOLUTIONS LTD



Length	2.9689 miles	4778.0 m	
FL		52.46340 N	0.94476 E
I1	3198m	52.46617 N	0.94964 E
Pit Entry	4572m	52.46364 N	0.94774 E
Pit Exit	40m after FL	52.46338 N	0.94420 E
Pit Entry-Pit Exit 246m, 17.7s @50kph, 14.7s @60kph			

All results available at [www.tsl-timing.com](http://www.tsl-timing.com)



**BMCRC - MRO Championships 2022 - Rnd 3 @ Snetterton 300**
**DFDS Yamaha Past Masters**
**QUALIFYING - CLASSIFICATION**

POS	NO	CL	PIC NAME	ENTRY	TIME	ON	LAPS	GAP	DIFF	MPH
1	51		1 Kevin WHOLEY	Yamaha TZR 250 - Twistgrip Motorcycles	2:14.435	6	6			79.50
2	30		2 Alan COOPER	Yamaha TZR250 - Twistgrip Motorcycles	2:14.743	4	5	0.308	0.308	79.32
3	75		3 Anthony JOHNSON	Yamaha TZR 250 - Kev Perkins	2:14.960	4	6	0.525	0.217	79.19
4	61		4 Paul WELCH	Yamaha TZR250 -	2:15.244	4	6	0.809	0.284	79.02
5	81		5 Scott GRANT	Yamaha TZR250 - Katie, Mum and Dad	2:15.545	4	6	1.110	0.301	78.85
6	88		6 Michael STANLEY	Yamaha TZR 250 -	2:15.818	4	6	1.383	0.273	78.69
7	74		7 Paul WHITBY	Yamaha TZR 250 - Greybridge Ltd	2:17.008	6	6	2.573	1.190	78.01
8	27		8 Richard HAYWARD	Yamaha TZR 250 - Hazel Motors/ Gforce	2:18.634	4	4	4.199	1.626	77.09
9	45		9 Peter MOORE	Yamaha TZR 250 -	2:19.173	5	5	4.738	0.539	76.79
10	28		10 Liam McCARTER	Yamaha TZR 250 - Katie McCarter	2:19.451	5	5	5.016	0.278	76.64
11	55		11 Paul TOLAND	Yamaha TZR250 - Kippers keys	2:19.945	5	5	5.510	0.494	76.37
12	13		12 Doug EDMONDSON	Yamaha 350 YPVS - Ginger Bloke	2:20.141	4	5	5.706	0.196	76.26
13	70		13 Andrew BURSCOUGH	Yamaha YPVS 350 - Apollo/Merlin/Abbey/Martitanium	2:20.527	4	5	6.092	0.386	76.05
14	15*		14 Billy PERKINS	Yamaha TZR 250 - Ashford tarmac / Barking mad abou	2:20.593	5	5	6.158	0.066	76.02
15	8		15 David BALL	Yamaha TZR250 - Gardiner Page and Roe pension cor	2:20.865	4	5	6.430	0.271	75.87
16	29		16 Derek CRIPPS	Yamaha TZR 250 - Kelly Cripps - Team FBR	2:21.198	3	3	6.763	0.333	75.69
17	57		17 Geoff MOOK	Yamaha TZR 250 -	2:21.873	5	5	7.438	0.675	75.33
18	60	C	1 Daniel GOUGH	Yamaha TZR 250 - Kieran Lewis/G Force Mc	2:23.327	4	5	8.892	1.454	74.57
19	71	C	2 Alan BUSHELL	Yamaha RD250LC -	2:23.941	5	5	9.506	0.614	74.25
20	46		18 Kevin MARSHALL	Yamaha TZR250 - Stacey Processing	2:25.295	5	5	10.860	1.354	73.56
21	92	C	3 Andrew MOOK	Yamaha TZR250 -	2:25.920	5	5	11.485	0.625	73.24
22	72	C	4 John HAMILTON	Yamaha TRZ250 - LW Racing	2:26.467	4	5	12.032	0.547	72.97
23	67		19 Mark BAILEY	Yamaha TZR 250 -	2:26.527	5	5	12.092	0.060	72.94
24	26*	C	5 Damian LEE	Yamaha TZR250 - Leed Autos	2:26.555	5	5	12.120	0.028	72.92
25	3	C	6 Dan NEMATI	Yamaha TZR 250 -	2:28.725	5	5	14.290	2.170	71.86
26	73	C	7 Colvin TURNER	Yamaha TZR250 -	2:28.979	5	5	14.544	0.254	71.74
27	25	C	8 Stephen WIMBLE	Yamaha TZR 250 - S.B.W Contractor	2:33.199	3	5	18.764	4.220	69.76
28	199	C	9 Michael FROST	Yamaha TZR250 -	2:33.392	4	4	18.957	0.193	69.67
29	31	C	10 Rob FARMER	Yamaha TZR 250 -	2:35.723	3	5	21.288	2.331	68.63
30	53	C	11 Alan COATES	Yamaha TZR250 - Clarendon Motorcycles Hull	2:36.960	5	5	22.525	1.237	68.09
31	99	C	12 Paul FIRTH	Yamaha TZR250 - Joanne Porter	2:39.152	5	5	24.717	2.192	67.15
32	62	C	13 David PATERSON	Yamaha TZR 2MA - The love of a good woman	2:39.271	4	5	24.836	0.119	67.10
33	36	R	1 Phil ZANUTTO	Yamaha TZR250 -	2:40.011	5	5	25.576	0.740	66.79
34	69	C	14 Mark ELLERAY	Yamaha TZR250 - Abbot Solutions Ltd	2:40.285	2	2	25.850	0.274	66.68
35	77	R	2 Adam COLLINS	Yamaha TZR250 - N/A	2:40.755	5	5	26.320	0.470	66.48
36	65	C	15 Nigel TERRY	Yamaha TZR250 - NTrap Garage Doors	2:41.864	2	5	27.429	1.109	66.03
37	100	R	3 Tess BICKERSTAFF	Yamaha TZR 250 - www.ypmrc.co.uk	2:48.352	5	5	33.917	6.488	63.48
38	226	C	16 Rick PARKER	Yamaha TZR 250 - Gentle Micks Tattoo Studio	2:55.960	1	1	41.525	7.608	60.74
39	333	C	17 Mark STUBBERFIELD	Yamaha TZR250 - Polished concrete London			0			

\* Bikes 15 & 26 - Please fit a working transponder

Weather / Track : Cloudy / Dry

These results are provisional until the conclusion of any judicial and technical matters.

Snetterton 300: 2.9689 miles

Date: 07/05/2022 Start: 11:25 Finish: 11:37

Clerk Of Course :	Stewards :	Timekeeper : Craig Smith
-------------------	------------	--------------------------

Results can be found at [www.tsl-timing.com](http://www.tsl-timing.com)

Printed - 11:40 Saturday, 07 May 2022



# BMCRC - MRO Championships 2022 - Rnd 3 @ Snetterton 300

## DFDS Yamaha Past Masters

### QUALIFYING - SECTOR ANALYSIS



SECTOR 1 = FL to I1, SECTOR 2 = I1 to FL, DIFF = Difference To Personal Best Lap, P = Crossed Finish Line in Pit Lane, D = Time Disallowed

P1 51		Kevin WHOLEY		Yamaha TZR 250 - Twistgrip Motorcycles			
IDEAL LAP TIME : 2:14.038		BEST LAP TIME : 2:14.435		DIFFERENCE : 0.397			
LAP	SECTOR 1	SECTOR 2	LAP TIME	MPH	DIFF	TIME OF DAY	
1 -	1:39.356	49.070	2:28.426	72.00	13.991	11:28:07.529	
2 -	1:33.758	45.585	2:19.343	76.70	4.908	11:30:26.872	
3 -	1:30.875	44.861	2:15.736	78.74	1.301	11:32:42.608	
4 -	1:30.346	44.700	2:15.046 (2)	79.14	0.611	11:34:57.654	
5 -	<b>1:29.757</b>	45.495	2:15.252 (3)	79.02	0.817	11:37:12.906	
6 -	1:30.154	<b>44.281</b>	<b>2:14.435 (1)</b>	<b>79.50</b>		<b>11:39:27.341</b>	

P2 30		Alan COOPER		Yamaha TZR250 - Twistgrip Motorcycles			
IDEAL LAP TIME : 2:14.743		BEST LAP TIME : 2:14.743		DIFFERENCE : 0.000			
LAP	SECTOR 1	SECTOR 2	LAP TIME	MPH	DIFF	TIME OF DAY	
1 -	1:38.606	46.969	2:25.575	73.41	10.832	11:28:00.685	
2 -	1:31.054	45.474	2:16.528	78.28	1.785	11:30:17.213	
3 -	1:30.253	45.528	2:15.781 (2)	78.71	1.038	11:32:32.994	
4 -	<b>1:30.142</b>	<b>44.601</b>	<b>2:14.743 (1)</b>	<b>79.32</b>		<b>11:34:47.737</b>	
5 -	1:30.543	45.489	2:16.032 (3)	78.57	1.289	11:37:03.769	

P3 75		Anthony JOHNSON		Yamaha TZR 250 - Kev Perkins			
IDEAL LAP TIME : 2:14.960		BEST LAP TIME : 2:14.960		DIFFERENCE : 0.000			
LAP	SECTOR 1	SECTOR 2	LAP TIME	MPH	DIFF	TIME OF DAY	
1 -	1:36.130	47.368	2:23.498	74.48	8.538	11:27:56.542	
2 -	1:30.659	45.841	2:16.500 (3)	78.30	1.540	11:30:13.042	
3 -	1:30.674	45.392	2:16.066 (2)	78.55	1.106	11:32:29.108	
4 -	<b>1:29.928</b>	<b>45.032</b>	<b>2:14.960 (1)</b>	<b>79.19</b>		<b>11:34:44.068</b>	
5 -	1:35.643	47.609	2:23.252	74.61	8.292	11:37:07.320	
6 -	1:30.217	46.813	2:17.030	77.99	2.070	11:39:24.350	

P4 61		Paul WELCH		Yamaha TZR250 -			
IDEAL LAP TIME : 2:15.244		BEST LAP TIME : 2:15.244		DIFFERENCE : 0.000			
LAP	SECTOR 1	SECTOR 2	LAP TIME	MPH	DIFF	TIME OF DAY	
1 -	1:37.632	47.205	2:24.837	73.79	9.593	11:27:59.232	
2 -	1:32.657	46.048	2:18.705	77.05	3.461	11:30:17.937	
3 -	1:30.935	45.065	2:16.000 (2)	78.58	0.756	11:32:33.937	
4 -	<b>1:30.216</b>	<b>45.028</b>	<b>2:15.244 (1)</b>	<b>79.02</b>		<b>11:34:49.181</b>	
5 -	1:30.910	45.238	2:16.148 (3)	78.50	0.904	11:37:05.329	
6 -	1:32.166	46.084	2:18.250	77.30	3.006	11:39:23.579	

P5 81		Scott GRANT		Yamaha TZR250 - Katie, Mum and Dad			
IDEAL LAP TIME : 2:15.388		BEST LAP TIME : 2:15.545		DIFFERENCE : 0.157			
LAP	SECTOR 1	SECTOR 2	LAP TIME	MPH	DIFF	TIME OF DAY	
1 -	1:39.741	46.962	2:26.703	72.85	11.158	11:28:03.978	
2 -	1:31.953	46.329	2:18.282	77.29	2.737	11:30:22.260	
3 -	1:31.411	45.250	2:16.661	78.20	1.116	11:32:38.921	
4 -	1:30.557	<b>44.988</b>	<b>2:15.545 (1)</b>	<b>78.85</b>		<b>11:34:54.466</b>	
5 -	1:30.597	46.058	2:16.655 (3)	78.21	1.110	11:37:11.121	
6 -	<b>1:30.400</b>	45.219	2:15.619 (2)	78.80	0.074	11:39:26.740	

P6 88		Michael STANLEY		Yamaha TZR 250 -			
IDEAL LAP TIME : 2:15.818		BEST LAP TIME : 2:15.818		DIFFERENCE : 0.000			
LAP	SECTOR 1	SECTOR 2	LAP TIME	MPH	DIFF	TIME OF DAY	
1 -	1:39.142	48.647	2:27.789	72.31	11.971	11:28:02.414	
2 -	1:33.307	46.830	2:20.137	76.26	4.319	11:30:22.551	
3 -	1:31.507	45.599	2:17.106 (3)	77.95	1.288	11:32:39.657	
4 -	<b>1:30.660</b>	<b>45.158</b>	<b>2:15.818 (1)</b>	<b>78.69</b>		<b>11:34:55.475</b>	
5 -	1:31.159	46.416	2:17.575	77.68	1.757	11:37:13.050	
6 -	1:31.097	45.356	2:16.453 (2)	78.32	0.635	11:39:29.503	

# BMCRC - MRO Championships 2022 - Rnd 3 @ Snetterton 300

## DFDS Yamaha Past Masters

### QUALIFYING - SECTOR ANALYSIS



SECTOR 1 = FL to I1, SECTOR 2 = I1 to FL, DIFF = Difference To Personal Best Lap, P = Crossed Finish Line in Pit Lane, D = Time Disallowed

P7 74		Paul WHITBY		Yamaha TZR 250 - Greybridge Ltd			
IDEAL LAP TIME : 2:17.008		BEST LAP TIME : 2:17.008		DIFFERENCE : 0.000			
LAP	SECTOR 1	SECTOR 2	LAP TIME	MPH	DIFF	TIME OF DAY	
1 -	1:37.575	47.270	2:24.845	73.78	7.837	11:27:59.157	
2 -	1:32.722	46.691	2:19.413	76.66	2.405	11:30:18.570	
3 -	1:31.363	46.067	2:17.430 (3)	77.77	0.422	11:32:36.000	
4 -	1:31.532	45.777	2:17.309 (2)	77.83	0.301	11:34:53.309	
5 -	1:31.933	46.690	2:18.623	77.10	1.615	11:37:11.932	
6 -	<b>1:31.298</b>	<b>45.710</b>	<b>2:17.008 (1)</b>	<b>78.01</b>		<b>11:39:28.940</b>	

P8 27		Richard HAYWARD		Yamaha TZR 250 - Hazel Motors/ Gforce			
IDEAL LAP TIME : 2:18.129		BEST LAP TIME : 2:18.634		DIFFERENCE : 0.505			
LAP	SECTOR 1	SECTOR 2	LAP TIME	MPH	DIFF	TIME OF DAY	
1 -	1:46.720	52.411	2:39.131	67.16	20.497	11:28:20.912	
2 -	1:34.626	47.497	2:22.123 (3)	75.20	3.489	11:30:43.035	
3 -	1:33.460	<b>46.327</b>	2:19.787 (2)	76.45	1.153	11:33:02.822	
4 -	<b>1:31.802</b>	46.832	<b>2:18.634 (1)</b>	<b>77.09</b>		<b>11:35:21.456</b>	

P9 45		Peter MOORE		Yamaha TZR 250 -			
IDEAL LAP TIME : 2:18.743		BEST LAP TIME : 2:19.173		DIFFERENCE : 0.430			
LAP	SECTOR 1	SECTOR 2	LAP TIME	MPH	DIFF	TIME OF DAY	
1 -	1:45.759	49.515	2:35.274	68.83	16.101	11:28:17.721	
2 -	1:35.548	49.037	2:24.585	73.92	5.412	11:30:42.306	
3 -	1:32.941	46.695	2:19.636 (2)	76.54	0.463	11:33:01.942	
4 -	<b>1:32.640</b>	47.195	2:19.835 (3)	76.43	0.662	11:35:21.777	
5 -	1:33.070	<b>46.103</b>	<b>2:19.173 (1)</b>	<b>76.79</b>		<b>11:37:40.950</b>	

P10 28		Liam McCARTER		Yamaha TZR 250 - Katie McCarter			
IDEAL LAP TIME : 2:19.451		BEST LAP TIME : 2:19.451		DIFFERENCE : 0.000			
LAP	SECTOR 1	SECTOR 2	LAP TIME	MPH	DIFF	TIME OF DAY	
1 -	2:00.411	56.067	2:56.478	60.56	37.027	11:28:49.590	
2 -	1:36.079	48.024	2:24.103	74.16	4.652	11:31:13.693	
3 -	1:33.880	46.332	2:20.212 (3)	76.22	0.761	11:33:33.905	
4 -	1:33.921	45.885	2:19.806 (2)	76.44	0.355	11:35:53.711	
5 -	<b>1:33.594</b>	<b>45.857</b>	<b>2:19.451 (1)</b>	<b>76.64</b>		<b>11:38:13.162</b>	

P11 55		Paul TOLAND		Yamaha TZR250 - Kippers keys			
IDEAL LAP TIME : 2:19.539		BEST LAP TIME : 2:19.945		DIFFERENCE : 0.406			
LAP	SECTOR 1	SECTOR 2	LAP TIME	MPH	DIFF	TIME OF DAY	
1 -	1:42.615	50.213	2:32.828	69.93	12.883	11:28:13.702	
2 -	1:34.393	46.755	2:21.148 (3)	75.72	1.203	11:30:34.850	
3 -	<b>1:33.290</b>	46.668	2:19.958 (2)	76.36	0.013	11:32:54.808	
4 -	1:34.393	47.030	2:21.423	75.57	1.478	11:35:16.231	
5 -	1:33.696	<b>46.249</b>	<b>2:19.945 (1)</b>	<b>76.37</b>		<b>11:37:36.176</b>	

P12 13		Doug EDMONDSON		Yamaha 350 YPVS - Ginger Bloke			
IDEAL LAP TIME : 2:19.865		BEST LAP TIME : 2:20.141		DIFFERENCE : 0.276			
LAP	SECTOR 1	SECTOR 2	LAP TIME	MPH	DIFF	TIME OF DAY	
1 -	1:44.646	50.287	2:34.933	68.98	14.792	11:28:13.618	
2 -	1:37.380	47.512	2:24.892	73.76	4.751	11:30:38.510	
3 -	1:34.073	46.933	2:21.006 (3)	75.79	0.865	11:32:59.516	
4 -	1:33.750	<b>46.391</b>	<b>2:20.141 (1)</b>	<b>76.26</b>		<b>11:35:19.657</b>	
5 -	<b>1:33.474</b>	46.669	2:20.143 (2)	76.26	0.002	11:37:39.800	

# BMCR - MRO Championships 2022 - Rnd 3 @ Snetterton 300

## DFDS Yamaha Past Masters

### QUALIFYING - SECTOR ANALYSIS



SECTOR 1 = FL to I1, SECTOR 2 = I1 to FL, DIFF = Difference To Personal Best Lap, P = Crossed Finish Line in Pit Lane, D = Time Disallowed

P13 70		Andrew BURSCOUGH		Yamaha YPVS 350 - Apollo/Merlin/Abbey/Martitanium			
IDEAL LAP TIME : 2:20.527		BEST LAP TIME : 2:20.527		DIFFERENCE : 0.000			
LAP	SECTOR 1	SECTOR 2	LAP TIME	MPH	DIFF	TIME OF DAY	
1 -	1:44.585	50.503	2:35.088	68.91	14.561	11:28:14.560	
2 -	1:37.205	47.282	2:24.487	73.97	3.960	11:30:39.047	
3 -	1:34.121	47.215	2:21.336 (3)	75.62	0.809	11:33:00.383	
4 -	<b>1:33.994</b>	<b>46.533</b>	<b>2:20.527 (1)</b>	<b>76.05</b>		<b>11:35:20.910</b>	
5 -	1:34.025	47.034	2:21.059 (2)	75.77	0.532	11:37:41.969	

P14 15		Billy PERKINS		Yamaha TZR 250 - Ashford tarmac / Barking mad about Animals			
IDEAL LAP TIME :		BEST LAP TIME : 2:20.593		DIFFERENCE :			
LAP	SECTOR 1	SECTOR 2	LAP TIME	MPH	DIFF	TIME OF DAY	
1 -			2:32.276	70.18	11.682	11:28:08.295	
2 -			2:24.031	74.20	3.437	11:30:32.326	
3 -			2:22.262 (3)	75.12	1.669	11:32:54.588	
4 -			2:21.583 (2)	75.48	0.989	11:35:16.171	
5 -			<b>2:20.593 (1)</b>	<b>76.02</b>		<b>11:37:36.765</b>	

P15 8		David BALL		Yamaha TZR250 - Gardiner Page and Roe pension consultants			
IDEAL LAP TIME : 2:20.589		BEST LAP TIME : 2:20.865		DIFFERENCE : 0.276			
LAP	SECTOR 1	SECTOR 2	LAP TIME	MPH	DIFF	TIME OF DAY	
1 -	1:43.363	49.926	2:33.289	69.72	12.424	11:28:08.742	
2 -	1:35.788	47.927	2:23.715	74.36	2.850	11:30:32.457	
3 -	1:34.923	47.259	2:22.182 (3)	75.17	1.317	11:32:54.639	
4 -	<b>1:34.127</b>	46.738	<b>2:20.865 (1)</b>	<b>75.87</b>		<b>11:35:15.504</b>	
5 -	1:35.080	<b>46.462</b>	2:21.542 (2)	75.51	0.677	11:37:37.046	

P16 29		Derek CRIPPS		Yamaha TZR 250 - Kelly Cripps - Team FBR			
IDEAL LAP TIME : 2:21.198		BEST LAP TIME : 2:21.198		DIFFERENCE : 0.000			
LAP	SECTOR 1	SECTOR 2	LAP TIME	MPH	DIFF	TIME OF DAY	
1 -	2:00.636	54.032	2:54.668 (3)	61.19	33.470	11:28:44.679	
2 -	1:37.519	48.405	2:25.924 (2)	73.24	4.726	11:31:10.603	
3 -	<b>1:34.394</b>	<b>46.804</b>	<b>2:21.198 (1)</b>	<b>75.69</b>		<b>11:33:31.801</b>	

P17 57		Geoff MOOK		Yamaha TZR 250 -			
IDEAL LAP TIME : 2:21.873		BEST LAP TIME : 2:21.873		DIFFERENCE : 0.000			
LAP	SECTOR 1	SECTOR 2	LAP TIME	MPH	DIFF	TIME OF DAY	
1 -	1:49.635	53.803	2:43.438	65.39	21.565	11:28:27.567	
2 -	1:36.989	49.792	2:26.781	72.81	4.908	11:30:54.348	
3 -	1:35.468	47.953	2:23.421 (3)	74.52	1.548	11:33:17.769	
4 -	1:35.109	47.869	2:22.978 (2)	74.75	1.105	11:35:40.747	
5 -	<b>1:34.482</b>	<b>47.391</b>	<b>2:21.873 (1)</b>	<b>75.33</b>		<b>11:38:02.620</b>	

P18 60 C		Daniel GOUGH		Yamaha TZR 250 - Kieran Lewis/G Force Mc			
IDEAL LAP TIME : 2:23.238		BEST LAP TIME : 2:23.327		DIFFERENCE : 0.089			
LAP	SECTOR 1	SECTOR 2	LAP TIME	MPH	DIFF	TIME OF DAY	
1 -	1:44.127	51.237	2:35.364	68.79	12.037	11:28:13.112	
2 -	1:39.803	49.449	2:29.252	71.61	5.925	11:30:42.364	
3 -	<b>1:34.999</b>	48.842	2:23.841 (2)	74.30	0.514	11:33:06.205	
4 -	1:35.088	<b>48.239</b>	<b>2:23.327 (1)</b>	<b>74.57</b>		<b>11:35:29.532</b>	
5 -	1:36.478	48.288	2:24.766 (3)	73.83	1.439	11:37:54.298	

# BMCRC - MRO Championships 2022 - Rnd 3 @ Snetterton 300

## DFDS Yamaha Past Masters

### QUALIFYING - SECTOR ANALYSIS



SECTOR 1 = FL to I1, SECTOR 2 = I1 to FL, DIFF = Difference To Personal Best Lap, P = Crossed Finish Line in Pit Lane, D = Time Disallowed

P19 71 C		Alan BUSHELL		Yamaha RD250LC -			
IDEAL LAP TIME : 2:23.892		BEST LAP TIME : 2:23.941		DIFFERENCE : 0.049			
LAP	SECTOR 1	SECTOR 2	LAP TIME	MPH	DIFF	TIME OF DAY	
1 -	1:48.214	51.092	2:39.306	67.09	15.365	11:28:14.033	
2 -	1:39.256	49.482	2:28.738	71.85	4.797	11:30:42.771	
3 -	<b>1:36.528</b>	47.852	2:24.380 (2)	74.02	0.439	11:33:07.151	
4 -	1:37.951	47.971	2:25.922 (3)	73.24	1.981	11:35:33.073	
5 -	1:36.577	<b>47.364</b>	<b>2:23.941 (1)</b>	<b>74.25</b>		<b>11:37:57.014</b>	

P20 46		Kevin MARSHALL		Yamaha TZR250 - Stacey Processing			
IDEAL LAP TIME : 2:25.295		BEST LAP TIME : 2:25.295		DIFFERENCE : 0.000			
LAP	SECTOR 1	SECTOR 2	LAP TIME	MPH	DIFF	TIME OF DAY	
1 -	1:45.461	51.223	2:36.684	68.21	11.389	11:28:08.607	
2 -	1:39.791	49.564	2:29.355	71.56	4.060	11:30:37.962	
3 -	1:39.081	49.142	2:28.223 (3)	72.10	2.928	11:33:06.185	
4 -	1:37.469	48.974	2:26.443 (2)	72.98	1.148	11:35:32.628	
5 -	<b>1:37.043</b>	<b>48.252</b>	<b>2:25.295 (1)</b>	<b>73.56</b>		<b>11:37:57.923</b>	

P21 92 C		Andrew MOOK		Yamaha TZR250 -			
IDEAL LAP TIME : 2:25.536		BEST LAP TIME : 2:25.920		DIFFERENCE : 0.384			
LAP	SECTOR 1	SECTOR 2	LAP TIME	MPH	DIFF	TIME OF DAY	
1 -	1:57.939	53.228	2:51.167	62.44	25.247	11:28:22.733	
2 -	1:41.260	51.498	2:32.758	69.96	6.838	11:30:55.491	
3 -	1:39.263	50.440	2:29.703 (3)	71.39	3.783	11:33:25.194	
4 -	<b>1:37.608</b>	48.775	2:26.383 (2)	73.01	0.463	11:35:51.577	
5 -	1:37.992	<b>47.928</b>	<b>2:25.920 (1)</b>	<b>73.24</b>		<b>11:38:17.497</b>	

P22 72 C		John HAMILTON		Yamaha TRZ250 - LW Racing			
IDEAL LAP TIME : 2:26.043		BEST LAP TIME : 2:26.467		DIFFERENCE : 0.424			
LAP	SECTOR 1	SECTOR 2	LAP TIME	MPH	DIFF	TIME OF DAY	
1 -	1:45.685	51.271	2:36.956	68.09	10.489	11:28:14.491	
2 -	1:39.061	49.666	2:28.727	71.86	2.260	11:30:43.218	
3 -	1:38.049	<b>48.848</b>	2:26.897 (3)	72.75	0.430	11:33:10.115	
4 -	1:37.341	49.126	<b>2:26.467 (1)</b>	<b>72.97</b>		<b>11:35:36.582</b>	
5 -	<b>1:37.195</b>	49.481	2:26.676 (2)	72.86	0.209	11:38:03.258	

P23 67		Mark BAILEY		Yamaha TZR 250 -			
IDEAL LAP TIME : 2:26.527		BEST LAP TIME : 2:26.527		DIFFERENCE : 0.000			
LAP	SECTOR 1	SECTOR 2	LAP TIME	MPH	DIFF	TIME OF DAY	
1 -	1:51.614	53.408	2:45.022	64.76	18.495	11:28:30.279	
2 -	1:40.189	50.257	2:30.446 (2)	71.04	3.919	11:31:00.725	
3 -	1:39.339	51.171	2:30.510 (3)	71.01	3.983	11:33:31.235	
4 -	1:41.638	49.438	2:31.076	70.74	4.549	11:36:02.311	
5 -	<b>1:37.811</b>	<b>48.716</b>	<b>2:26.527 (1)</b>	<b>72.94</b>		<b>11:38:28.838</b>	

P24 26 C		Damian LEE		Yamaha TZR250 - Leed Autos			
IDEAL LAP TIME :		BEST LAP TIME : 2:26.555		DIFFERENCE :			
LAP	SECTOR 1	SECTOR 2	LAP TIME	MPH	DIFF	TIME OF DAY	
1 -			2:36.615	68.24	10.060	11:28:22.980	
2 -			2:30.539	70.99	3.984	11:30:53.519	
3 -			2:26.886 (2)	72.76	0.331	11:33:20.405	
4 -			2:27.609 (3)	72.40	1.054	11:35:48.014	
5 -			<b>2:26.555 (1)</b>	<b>72.92</b>		<b>11:38:14.569</b>	

# BMCRC - MRO Championships 2022 - Rnd 3 @ Snetterton 300

## DFDS Yamaha Past Masters

### QUALIFYING - SECTOR ANALYSIS



SECTOR 1 = FL to I1, SECTOR 2 = I1 to FL, DIFF = Difference To Personal Best Lap, P = Crossed Finish Line in Pit Lane, D = Time Disallowed

P25		3 C		Dan NEMATI		Yamaha TZR 250 -	
IDEAL LAP TIME : 2:28.569		BEST LAP TIME : 2:28.725		DIFFERENCE : 0.156			
LAP	SECTOR 1	SECTOR 2	LAP TIME	MPH	DIFF	TIME OF DAY	
1 -	1:51.470	53.799	2:45.269	64.67	16.544	11:28:27.251	
2 -	1:43.475	51.003	2:34.478	69.18	5.753	11:31:01.729	
3 -	1:40.383	50.391	2:30.774 (3)	70.88	2.049	11:33:32.503	
4 -	1:39.190	<b>49.679</b>	2:28.869 (2)	71.79	0.144	11:36:01.372	
5 -	<b>1:38.890</b>	49.835	<b>2:28.725 (1)</b>	<b>71.86</b>		<b>11:38:30.097</b>	

P26		73 C		Colvin TURNER		Yamaha TZR250 -	
IDEAL LAP TIME : 2:28.703		BEST LAP TIME : 2:28.979		DIFFERENCE : 0.276			
LAP	SECTOR 1	SECTOR 2	LAP TIME	MPH	DIFF	TIME OF DAY	
1 -	1:45.865	52.876	2:38.741	67.33	9.762	11:28:22.527	
2 -	1:39.824	51.573	2:31.397	70.59	2.418	11:30:53.924	
3 -	1:40.298	50.640	2:30.938 (3)	70.81	1.959	11:33:24.862	
4 -	<b>1:39.449</b>	50.257	2:29.706 (2)	71.39	0.727	11:35:54.568	
5 -	1:39.725	<b>49.254</b>	<b>2:28.979 (1)</b>	<b>71.74</b>		<b>11:38:23.547</b>	

P27		25 C		Stephen WIMBLE		Yamaha TZR 250 - S.B.W Contractor	
IDEAL LAP TIME : 2:32.654		BEST LAP TIME : 2:33.199		DIFFERENCE : 0.545			
LAP	SECTOR 1	SECTOR 2	LAP TIME	MPH	DIFF	TIME OF DAY	
1 -	1:52.337	52.845	2:45.182	64.70	11.983	11:28:33.271	
2 -	1:44.064	52.651	2:36.715	68.20	3.516	11:31:09.986	
3 -	<b>1:41.490</b>	51.709	<b>2:33.199 (1)</b>	<b>69.76</b>		<b>11:33:43.185</b>	
4 -	1:41.863	51.480	2:33.343 (2)	69.70	0.144	11:36:16.528	
5 -	1:43.073	<b>51.164</b>	2:34.237 (3)	69.29	1.038	11:38:50.765	

P28		199 C		Michael FROST		Yamaha TZR250 -	
IDEAL LAP TIME : 2:33.392		BEST LAP TIME : 2:33.392		DIFFERENCE : 0.000			
LAP	SECTOR 1	SECTOR 2	LAP TIME	MPH	DIFF	TIME OF DAY	
1 -	1:53.505	54.062	2:47.567	63.78	14.175	11:28:36.056	
2 -	1:43.404	53.612	2:37.016 (3)	68.07	3.624	11:31:13.072	
3 -	1:44.612	51.274	2:35.886 (2)	68.56	2.494	11:33:48.958	
4 -	<b>1:42.281</b>	<b>51.111</b>	<b>2:33.392 (1)</b>	<b>69.67</b>		<b>11:36:22.350</b>	

P29		31 C		Rob FARMER		Yamaha TZR 250 -	
IDEAL LAP TIME : 2:34.591		BEST LAP TIME : 2:35.723		DIFFERENCE : 1.132			
LAP	SECTOR 1	SECTOR 2	LAP TIME	MPH	DIFF	TIME OF DAY	
1 -	2:01.167	1:00.507	3:01.674	58.83	25.951	11:28:46.191	
2 -	1:46.138	53.061	2:39.199	67.13	3.476	11:31:25.390	
3 -	1:43.239	52.484	<b>2:35.723 (1)</b>	<b>68.63</b>		<b>11:34:01.113</b>	
4 -	1:44.037	<b>52.317</b>	2:36.354 (3)	68.35	0.631	11:36:37.467	
5 -	<b>1:42.274</b>	53.578	2:35.852 (2)	68.57	0.129	11:39:13.319	

P30		53 C		Alan COATES		Yamaha TZR250 - Clarendon Motorcycles Hull	
IDEAL LAP TIME : 2:35.577		BEST LAP TIME : 2:36.960		DIFFERENCE : 1.383			
LAP	SECTOR 1	SECTOR 2	LAP TIME	MPH	DIFF	TIME OF DAY	
1 -	1:58.799	55.270	2:54.069	61.40	17.109	11:28:39.204	
2 -	1:48.953	53.423	2:42.376	65.82	5.416	11:31:21.580	
3 -	1:44.960	52.272	2:37.232 (2)	67.97	0.272	11:33:58.812	
4 -	1:45.562	<b>51.900</b>	2:37.462 (3)	67.87	0.502	11:36:36.274	
5 -	<b>1:43.677</b>	53.283	<b>2:36.960 (1)</b>	<b>68.09</b>		<b>11:39:13.234</b>	

# BMCR - MRO Championships 2022 - Rnd 3 @ Snetterton 300

## DFDS Yamaha Past Masters

### QUALIFYING - SECTOR ANALYSIS



SECTOR 1 = FL to I1, SECTOR 2 = I1 to FL, DIFF = Difference To Personal Best Lap, P = Crossed Finish Line in Pit Lane, D = Time Disallowed

P31 99 C Paul FIRTH		Yamaha TZR250 - Joanne Porter				
IDEAL LAP TIME : 2:39.152		BEST LAP TIME : 2:39.152		DIFFERENCE : 0.000		
LAP	SECTOR 1	SECTOR 2	LAP TIME	MPH	DIFF	TIME OF DAY
1 -	1:59.243	57.040	2:56.283	60.63	17.131	11:28:38.818
2 -	1:50.596	54.937	2:45.533	64.56	6.381	11:31:24.351
3 -	1:48.838	54.085	2:42.923 (3)	65.60	3.771	11:34:07.274
4 -	1:47.288	53.546	2:40.834 (2)	66.45	1.682	11:36:48.108
5 -	<b>1:46.209</b>	<b>52.943</b>	<b>2:39.152 (1)</b>	<b>67.15</b>		<b>11:39:27.260</b>

P32 62 C David PATERSON		Yamaha TZR 2MA - The love of a good woman				
IDEAL LAP TIME : 2:38.456		BEST LAP TIME : 2:39.271		DIFFERENCE : 0.815		
LAP	SECTOR 1	SECTOR 2	LAP TIME	MPH	DIFF	TIME OF DAY
1 -	1:52.348	58.299	2:50.647	62.63	11.376	11:28:29.527
2 -	1:47.379	54.727	2:42.106	65.93	2.835	11:31:11.633
3 -	1:46.311	54.310	2:40.621 (2)	66.54	1.350	11:33:52.254
4 -	<b>1:44.393</b>	54.878	<b>2:39.271 (1)</b>	<b>67.10</b>		<b>11:36:31.525</b>
5 -	1:47.135	<b>54.063</b>	2:41.198 (3)	66.30	1.927	11:39:12.723

P33 36 R Phil ZANUTTO		Yamaha TZR250 -				
IDEAL LAP TIME : 2:40.011		BEST LAP TIME : 2:40.011		DIFFERENCE : 0.000		
LAP	SECTOR 1	SECTOR 2	LAP TIME	MPH	DIFF	TIME OF DAY
1 -	1:58.971	57.770	2:56.741	60.47	16.730	11:28:35.343
2 -	1:50.742	54.982	2:45.724	64.49	5.713	11:31:21.067
3 -	1:48.308	54.852	2:43.160 (3)	65.50	3.149	11:34:04.227
4 -	1:47.448	54.002	2:41.450 (2)	66.20	1.439	11:36:45.677
5 -	<b>1:46.855</b>	<b>53.156</b>	<b>2:40.011 (1)</b>	<b>66.79</b>		<b>11:39:25.688</b>

P34 69 C Mark ELLERAY		Yamaha TZR250 - Abbot Solutions Ltd				
IDEAL LAP TIME : 2:37.231		BEST LAP TIME : 2:40.285		DIFFERENCE : 3.054		
LAP	SECTOR 1	SECTOR 2	LAP TIME	MPH	DIFF	TIME OF DAY
1 -	1:53.318	54.684	2:48.002 (2)	63.61	7.717	11:28:21.919
2 -	1:47.124	<b>53.161</b>	<b>2:40.285 (1)</b>	<b>66.68</b>		<b>11:31:02.204</b>

P35 77 R Adam COLLINS		Yamaha TZR250 - N/A				
IDEAL LAP TIME : 2:40.755		BEST LAP TIME : 2:40.755		DIFFERENCE : 0.000		
LAP	SECTOR 1	SECTOR 2	LAP TIME	MPH	DIFF	TIME OF DAY
1 -	2:00.568	1:01.800	3:02.368	58.60	21.613	11:28:47.710
2 -	1:53.501	55.042	2:48.543	63.41	7.788	11:31:36.253
3 -	1:47.665	56.301	2:43.966 (3)	65.18	3.211	11:34:20.219
4 -	1:47.873	54.553	2:42.426 (2)	65.80	1.671	11:37:02.645
5 -	<b>1:46.327</b>	<b>54.428</b>	<b>2:40.755 (1)</b>	<b>66.48</b>		<b>11:39:43.400</b>

P36 65 C Nigel TERRY		Yamaha TZR250 - NTrap Garage Doors				
IDEAL LAP TIME : 2:41.864		BEST LAP TIME : 2:41.864		DIFFERENCE : 0.000		
LAP	SECTOR 1	SECTOR 2	LAP TIME	MPH	DIFF	TIME OF DAY
1 -	1:55.483	54.966	2:50.449	62.70	8.585	11:28:30.939
2 -	<b>1:48.077</b>	<b>53.787</b>	<b>2:41.864 (1)</b>	<b>66.03</b>		<b>11:31:12.803</b>
3 -	1:48.511	54.927	2:43.438 (3)	65.39	1.574	11:33:56.241
4 -	1:49.428	54.458	2:43.886	65.21	2.022	11:36:40.127
5 -	1:48.632	54.560	2:43.192 (2)	65.49	1.328	11:39:23.319

# BMCRC - MRO Championships 2022 - Rnd 3 @ Snetterton 300

## DFDS Yamaha Past Masters

### QUALIFYING - SECTOR ANALYSIS



SECTOR 1 = FL to I1, SECTOR 2 = I1 to FL, DIFF = Difference To Personal Best Lap, P = Crossed Finish Line in Pit Lane, D = Time Disallowed

<b>P37 100 R</b>		<b>Tess BICKERSTAFF</b>		Yamaha TZR 250 - www.ypmrc.co.uk			
IDEAL LAP TIME : 2:47.589		BEST LAP TIME : 2:48.352		DIFFERENCE : 0.763			
LAP	SECTOR 1	SECTOR 2	LAP TIME	MPH	DIFF	TIME OF DAY	
1 -	2:03.189	1:01.229	3:04.418	57.95	16.066	11:28:46.109	
2 -	1:55.612	59.301	2:54.913	61.10	6.561	11:31:41.022	
3 -	1:54.118	57.389	2:51.507 (3)	62.31	3.155	11:34:32.529	
4 -	<b>1:51.252</b>	57.476	2:48.728 (2)	63.34	0.376	11:37:21.257	
5 -	1:52.015	<b>56.337</b>	<b>2:48.352 (1)</b>	<b>63.48</b>		<b>11:40:09.609</b>	

<b>P38 226 C</b>		<b>Rick PARKER</b>		Yamaha TZR 250 - Gentle Micks Tattoo Studio			
IDEAL LAP TIME : 2:55.960		BEST LAP TIME : 2:55.960		DIFFERENCE : 0.000			
LAP	SECTOR 1	SECTOR 2	LAP TIME	MPH	DIFF	TIME OF DAY	
1 -	<b>1:58.708</b>	<b>57.252</b>	<b>2:55.960 (1)</b>	<b>60.74</b>		<b>11:28:37.862</b>	



# BMCRC - MRO Championships 2022 - Rnd 3 @ Snetterton 300

## DFDS Yamaha Past Masters

### QUALIFYING - BEST SECTORS

SECTOR 1				SECTOR 2		IDEAL / BEST COMPARISON						
POS	NO	NAME	TIME	NO	NAME	TIME	POS	NO	NAME	IDEAL	BEST	DIFF
									<b>PERFECT LAP</b>	<b>2:14.038</b>		
1	51	WHOLEY	1:29.757	51	WHOLEY	44.281	1	51	WHOLEY	2:14.038	2:14.435	0.397
2	75	JOHNSON	1:29.928	30	COOPER	44.601	2	30	COOPER	2:14.743	2:14.743	0.000
3	30	COOPER	1:30.142	81	GRANT	44.988	3	75	JOHNSON	2:14.960	2:14.960	0.000
4	61	WELCH	1:30.216	61	WELCH	45.028	4	61	WELCH	2:15.244	2:15.244	0.000
5	81	GRANT	1:30.400	75	JOHNSON	45.032	5	81	GRANT	2:15.388	2:15.545	0.157
6	88	STANLEY	1:30.660	88	STANLEY	45.158	6	88	STANLEY	2:15.818	2:15.818	0.000
7	74	WHITBY	1:31.298	74	WHITBY	45.710	7	74	WHITBY	2:17.008	2:17.008	0.000
8	27	HAYWARD	1:31.802	28	McCARTER	45.857	8	27	HAYWARD	2:18.129	2:18.634	0.505
9	45	MOORE	1:32.640	45	MOORE	46.103	9	45	MOORE	2:18.743	2:19.173	0.430
10	55	TOLAND	1:33.290	55	TOLAND	46.249	10	28	McCARTER	2:19.451	2:19.451	0.000
11	13	EDMONDSON	1:33.474	27	HAYWARD	46.327	11	55	TOLAND	2:19.539	2:19.945	0.406
12	28	McCARTER	1:33.594	13	EDMONDSON	46.391	12	13	EDMONDSON	2:19.865	2:20.141	0.276
13	70	BURSCOUGH	1:33.994	8	BALL	46.462	13	70	BURSCOUGH	2:20.527	2:20.527	0.000
14	8	BALL	1:34.127	70	BURSCOUGH	46.533	14	8	BALL	2:20.589	2:20.865	0.276
15	29	CRIPPS	1:34.394	29	CRIPPS	46.804	15	29	CRIPPS	2:21.198	2:21.198	0.000
16	57	MOOK	1:34.482	71	BUSHELL	47.364	16	57	MOOK	2:21.873	2:21.873	0.000
17	60	GOUGH	1:34.999	57	MOOK	47.391	17	60	GOUGH	2:23.238	2:23.327	0.089
18	71	BUSHELL	1:36.528	92	MOOK	47.928	18	71	BUSHELL	2:23.892	2:23.941	0.049
19	46	MARSHALL	1:37.043	60	GOUGH	48.239	19	46	MARSHALL	2:25.295	2:25.295	0.000
20	72	HAMILTON	1:37.195	46	MARSHALL	48.252	20	92	MOOK	2:25.536	2:25.920	0.384
21	92	MOOK	1:37.608	67	BAILEY	48.716	21	72	HAMILTON	2:26.043	2:26.467	0.424
22	67	BAILEY	1:37.811	72	HAMILTON	48.848	22	67	BAILEY	2:26.527	2:26.527	0.000
23	3	NEMATI	1:38.890	73	TURNER	49.254	23	3	NEMATI	2:28.569	2:28.725	0.156
24	73	TURNER	1:39.449	3	NEMATI	49.679	24	73	TURNER	2:28.703	2:28.979	0.276
25	25	WIMBLE	1:41.490	199	FROST	51.111	25	25	WIMBLE	2:32.654	2:33.199	0.545
26	31	FARMER	1:42.274	25	WIMBLE	51.164	26	199	FROST	2:33.392	2:33.392	0.000
27	199	FROST	1:42.281	53	COATES	51.900	27	31	FARMER	2:34.591	2:35.723	1.132
28	53	COATES	1:43.677	31	FARMER	52.317	28	53	COATES	2:35.577	2:36.960	1.383
29	69	ELLERAY	1:44.070	99	FIRTH	52.943	29	69	ELLERAY	2:37.231	2:40.285	3.054
30	62	PATERSON	1:44.393	36	ZANUTTO	53.156	30	62	PATERSON	2:38.456	2:39.271	0.815
31	99	FIRTH	1:46.209	69	ELLERAY	53.161	31	99	FIRTH	2:39.152	2:39.152	0.000
32	77	COLLINS	1:46.327	65	TERRY	53.787	32	36	ZANUTTO	2:40.011	2:40.011	0.000
33	36	ZANUTTO	1:46.855	62	PATERSON	54.063	33	77	COLLINS	2:40.755	2:40.755	0.000
34	65	TERRY	1:48.077	77	COLLINS	54.428	34	65	TERRY	2:41.864	2:41.864	0.000
35	100	BICKERSTAFF	1:51.252	100	BICKERSTAFF	56.337	35	100	BICKERSTAFF	2:47.589	2:48.352	0.763
36	226	PARKER	1:58.708	226	PARKER	57.252	36	226	PARKER	2:55.960	2:55.960	0.000
37							37	26	LEE		2:26.555	
38							38	15	PERKINS		2:20.593	
39												

# BMCRC - MRO Championships 2022 - Rnd 3 @ Snetterton 300

## DFDS Yamaha Past Masters

### QUALIFYING - STATISTICS

**Competitors Started** 39  
**Planned Start** 2022-05-07 @ 11:16:00.000  
**Actual Start** 2022-05-07 @ 11:25:20.559  
**Finish Time** 2022-05-07 @ 11:37:26.329  
**Track Length** 2.9689mi.  
**Total Laps** 185  
**Total Distance Covered** 549.2486mi.

### Session Fastest Lap History

NO	CL	NAME	LAP TIME	TIME OF DAY	LAP	VEHICLE
75		Anthony JOHNSON	<b>2:23.498</b>	11:27:56.547	1	Yamaha TZR 250
75		Anthony JOHNSON	<b>2:16.500</b>	11:30:13.046	2	Yamaha TZR 250
75		Anthony JOHNSON	<b>2:16.066</b>	11:32:29.111	3	Yamaha TZR 250
30		Alan COOPER	<b>2:15.781</b>	11:32:33.015	3	Yamaha TZR250
51		Kevin WHOLEY	<b>2:15.736</b>	11:32:42.628	3	Yamaha TZR 250
75		Anthony JOHNSON	<b>2:14.960</b>	11:34:44.072	4	Yamaha TZR 250
30		Alan COOPER	<b>2:14.743</b>	11:34:47.758	4	Yamaha TZR250
51		Kevin WHOLEY	<b>2:14.435</b>	11:39:27.360	6	Yamaha TZR 250

### Flag History

TYPE	TIME OF DAY
GREEN	11:25:20.559
FINISH	11:37:26.329

### Flag Statistics

TYPE	COUNT	TOTAL LAPS	TOTAL TIME
Green	1	6	14:53.218
Red	0	0	0.000
Safety Car	0	0	0.000
FCY	0	0	0.000

# BMCRC - MRO Championships 2022 - Rnd 3 @ Snetterton 300

## DFDS Yamaha Past Masters

### QUALIFYING - STATISTICS

CLASS :

19 Starters

#### Fastest Lap History

NO	NAME	LAP TIME	TIME OF DAY	LAP	VEHICLE
75	Anthony JOHNSON	2:23.498	11:27:56.547	1	Yamaha TZR 250
75	Anthony JOHNSON	2:16.500	11:30:13.046	2	Yamaha TZR 250
75	Anthony JOHNSON	2:16.066	11:32:29.111	3	Yamaha TZR 250
30	Alan COOPER	2:15.781	11:32:33.015	3	Yamaha TZR250
51	Kevin WHOLEY	2:15.736	11:32:42.628	3	Yamaha TZR 250
75	Anthony JOHNSON	2:14.960	11:34:44.072	4	Yamaha TZR 250
30	Alan COOPER	2:14.743	11:34:47.758	4	Yamaha TZR250
51	Kevin WHOLEY	2:14.435	11:39:27.360	6	Yamaha TZR 250

# BMCRC - MRO Championships 2022 - Rnd 3 @ Snetterton 300

## DFDS Yamaha Past Masters

### QUALIFYING - STATISTICS

CLASS : C

17 Starters

#### Fastest Lap History

NO	NAME	LAP TIME	TIME OF DAY	LAP	VEHICLE
60	Daniel GOUGH	2:35.364	11:28:13.133	1	Yamaha TZR 250
60	Daniel GOUGH	2:29.252	11:30:42.364	2	Yamaha TZR 250
71	Alan BUSHELL	2:28.738	11:30:42.790	2	Yamaha RD250LC
72	John HAMILTON	2:28.727	11:30:43.242	2	Yamaha TRZ250
60	Daniel GOUGH	2:23.841	11:33:06.205	3	Yamaha TZR 250
60	Daniel GOUGH	2:23.327	11:35:29.553	4	Yamaha TZR 250

# BMCRC - MRO Championships 2022 - Rnd 3 @ Snetterton 300

## DFDS Yamaha Past Masters

### QUALIFYING - STATISTICS

CLASS : R

3 Starters

#### Fastest Lap History

NO	NAME	LAP TIME	TIME OF DAY	LAP	VEHICLE
36	Phil ZANUTTO	<b>2:56.741</b>	11:28:35.349	1	Yamaha TZR250
36	Phil ZANUTTO	<b>2:45.724</b>	11:31:21.073	2	Yamaha TZR250
36	Phil ZANUTTO	<b>2:43.160</b>	11:34:04.233	3	Yamaha TZR250
36	Phil ZANUTTO	<b>2:41.450</b>	11:36:45.683	4	Yamaha TZR250
36	Phil ZANUTTO	<b>2:40.011</b>	11:39:25.693	5	Yamaha TZR250

**BMCRC - MRO Championships 2022 - Rnd 3 @ Snetterton 300**
**DFDS Yamaha Past Masters**
**RACE 9 - GRID (5 Laps)**

ROW 14				40	<b>87</b> Denise BUTTON		
ROW 13		39	<b>333</b> Mark STUBBERFIELD	38	<b>226</b> Rick PARKER	37	<b>100</b> Tess BICKERSTAFF
ROW 12	36	<b>65</b> Nigel TERRY	2:41.864	35	<b>77</b> Adam COLLINS	34	<b>69</b> Mark ELLERAY
ROW 11		33	<b>36</b> Phil ZANUTTO	32	<b>62</b> David PATERSON	31	<b>99</b> Paul FIRTH
ROW 10	30	<b>53</b> Alan COATES	2:36.960	29	<b>31</b> Rob FARMER	28	<b>199</b> Michael FROST
ROW 9		27	<b>25</b> Stephen WIMBLE	26	<b>73</b> Colvin TURNER	25	<b>3</b> Dan NEMATI
ROW 8	24	<b>26</b> Damian LEE	2:26.555	23	<b>67</b> Mark BAILEY	22	<b>72</b> John HAMILTON
ROW 7		21	<b>92</b> Andrew MOOK	20	<b>46</b> Kevin MARSHALL	19	<b>71</b> Alan BUSHELL
ROW 6	18	<b>60</b> Daniel GOUGH	2:23.327	17	<b>57</b> Geoff MOOK	16	<b>29</b> Derek CRIPPS
ROW 5		15	<b>8</b> David BALL	14	<b>15</b> Billy PERKINS	13	<b>70</b> Andrew BURSCOUGH
ROW 4	12	<b>13</b> Doug EDMONDSON	2:20.141	11	<b>55</b> Paul TOLAND	10	<b>28</b> Liam McCARTER
ROW 3		9	<b>45</b> Peter MOORE	8	<b>27</b> Richard HAYWARD	7	<b>74</b> Paul WHITBY
ROW 2	6	<b>88</b> Michael STANLEY	2:15.818	5	<b>81</b> Scott GRANT	4	<b>61</b> Paul WELCH
ROW 1		3	<b>75</b> Anthony JOHNSON	2	<b>30</b> Alan COOPER	1	<b>51</b> Kevin WHOLEY
							<b>Pole</b>

Snetterton 300: 2.9689 miles

These results are provisional until the conclusion of any judicial and technical matters.

Clerk Of Course :	Stewards :	Timekeeper : Craig Smith
-------------------	------------	--------------------------

 Results can be found at [www.tsl-timing.com](http://www.tsl-timing.com)

Printed - 11:41 Saturday, 07 May 2022



**BMCRC - MRO Championships 2022 - Rnd 3 @ Snetterton 300**
**DFDS Yamaha Past Masters**
**RACE 9 - CLASSIFICATION**

POS	NO	CL	PIC NAME	ENTRY	LAPS	TIME	GAP	DIFF	MPH	BEST	ON
1	51		Kevin WHOLEY	Yamaha TZR 250 - Twistgrip Motorcycles	5	11:10.888			79.65	2:11.889	5
2	27		Richard HAYWARD	Yamaha TZR 250 - Hazel Motors/ Gforce	5	11:11.273	0.385	0.385	79.61	2:11.832	5
3	75		Anthony JOHNSON	Yamaha TZR 250 - Kev Perkins	5	11:11.339	0.451	0.066	79.60	2:12.408	4
4	30		Alan COOPER	Yamaha TZR250 - Twistgrip Motorcycles	5	11:19.457	8.569	8.118	78.65	2:13.360	2
5	81		Scott GRANT	Yamaha TZR250 - Katie, Mum and Dad	5	11:20.646	9.758	1.189	78.51	2:14.588	2
6	88		Michael STANLEY	Yamaha TZR 250 -	5	11:20.886	9.998	0.240	78.48	2:14.350	4
7	13		Doug EDMONDSON	Yamaha 350 YPVS - Ginger Bloke	5	11:29.960	19.072	9.074	77.45	2:15.182	4
8	74		Paul WHITBY	Yamaha TZR 250 - Greybridge Ltd	5	11:30.440	19.552	0.480	77.40	2:15.953	2
9	28		Liam McCARTER	Yamaha TZR 250 - Katie McCarter	5	11:31.600	20.712	1.160	77.27	2:14.913	4
10	8		David BALL	Yamaha TZR250 - Gardiner Page and Roe pension	5	11:37.118	26.230	5.518	76.65	2:17.086	3
11	29		Derek CRIPPS	Yamaha TZR 250 - Kelly Cripps - Team FBR	5	11:37.798	26.910	0.680	76.58	2:16.719	5
12	55		Paul TOLAND	Yamaha TZR250 - Kippers keys	5	11:38.296	27.408	0.498	76.52	2:17.461	4
13	45		Peter MOORE	Yamaha TZR 250 -	5	11:38.880	27.992	0.584	76.46	2:16.674	2
14	57		Geoff MOOK	Yamaha TZR 250 -	5	11:39.558	28.670	0.678	76.39	2:16.040	3
15	15		Billy PERKINS	Yamaha TZR 250 - Ashford tarmac / Barking mad ab	5	11:39.732	28.844	0.174	76.37	2:18.264	2
16	92	C	Andrew MOOK	Yamaha TZR250 -	5	11:52.969	42.081	13.237	74.95	2:19.939	5
17	70		Andrew BURSCOUGH	Yamaha YPVS 350 - Apollo/Merlin/Abbey/Martitaniur	5	11:53.638	42.750	0.669	74.88	2:20.727	5
18	60	C	Daniel GOUGH	Yamaha TZR 250 - Kieran Lewis/G Force Mc	5	11:54.184	43.296	0.546	74.82	2:19.864	4
19	26	C	Damian LEE	Yamaha TZR250 - Leed Autos	5	12:12.092	1:01.204	17.908	72.99	2:24.030	2
20	72	C	John HAMILTON	Yamaha TRZ250 - LW Racing	5	12:14.393	1:03.505	2.301	72.76	2:22.474	4
21	333	C	Mark STUBBERFIELD	Yamaha TZR250 - Polished concrete London	5	12:16.751	1:05.863	2.358	72.53	2:24.571	4
22	46		Kevin MARSHALL	Yamaha TZR250 - Stacey Processing	5	12:20.769	1:09.881	4.018	72.14	2:25.328	4
23	73	C	Colvin TURNER	Yamaha TZR250 -	5	12:31.687	1:20.799	10.918	71.09	2:28.742	3
24	199	C	Michael FROST	Yamaha TZR250 -	5	12:42.301	1:31.413	10.614	70.10	2:29.418	3
25	25	C	Stephen WIMBLE	Yamaha TZR 250 - S.B.W Contractor	5	12:42.904	1:32.016	0.603	70.04	2:29.839	5
26	67		Mark BAILEY	Yamaha TZR 250 -	5	12:43.089	1:32.201	0.185	70.03	2:29.557	3
27	53	C	Alan COATES	Yamaha TZR250 - Clarendon Motorcycles Hull	5	12:51.117	1:40.229	8.028	69.30	2:29.157	4
28	31	C	Rob FARMER	Yamaha TZR 250 -	5	12:55.978	1:45.090	4.861	68.86	2:29.040	4
29	36	R	Phil ZANUTTO	Yamaha TZR250 -	5	12:56.617	1:45.729	0.639	68.81	2:31.337	4
30	69	C	Mark ELLERAY	Yamaha TZR250 - Abbot Solutions Ltd	5	12:56.928	1:46.040	0.311	68.78	2:31.810	5
31	62	C	David PATERSON	Yamaha TZR 2MA - The love of a good woman	5	13:05.847	1:54.959	8.919	68.00	2:33.797	4
32	77	R	Adam COLLINS	Yamaha TZR250 - N/A	5	13:38.336	2:27.448	32.489	65.30	2:35.057	5
33	100	R	Tess BICKERSTAFF	Yamaha TZR 250 - www.ypmrc.co.uk	5	13:41.644	2:30.756	3.308	65.04	2:38.714	5
34	99	C	Paul FIRTH	Yamaha TZR250 - Joanne Porter	5	13:44.883	2:33.995	3.239	64.78	2:41.036	4

**NOT CLASSIFIED**

DNF	61		Paul WELCH	Yamaha TZR250 -	4	9:07.072	1 Lap	1 Lap	78.14	2:14.882	2
DNF	71	C	Alan BUSHELL	Yamaha RD250LC -	4	9:53.976	1 Lap	46.904	71.97	2:26.443	3
DNF	65	C	Nigel TERRY	Yamaha TZR250 - NTrap Garage Doors	3	7:57.795	2 Laps	1 Lap	67.10	2:35.182	2
DNF	3	C	Dan NEMATI	Yamaha TZR 250 -	1	2:43.645	4 Laps	2 Laps	65.31		
DNF	226	C	Rick PARKER	Yamaha TZR 250 - Gentle Micks Tattoo Studio	0						

**FASTEST LAP**

27			Richard HAYWARD	Yamaha TZR 250 - Hazel Motors/ Gforce	5	2:11.832	81.07 mph	130.47 kph
60	C		Daniel GOUGH	Yamaha TZR 250 - Kieran Lewis/G Force Mc	4	2:19.864	76.41 mph	122.98 kph
36	R		Phil ZANUTTO	Yamaha TZR250 -	4	2:31.337	70.62 mph	113.65 kph

Class - 92.5% of Race Speed = 73.67 mph  
 Class C - 92.5% of Race Speed = 69.32 mph  
 Class R - 92.5% of Race Speed = 63.64 mph

Race Distance: 5 Laps / 14.84 miles

Snetterton 300: 2.9689 miles

Weather / Track : Bright / Dry

These results are provisional until the conclusion of any judicial and technical matters.

Date: 07/05/2022 Start: 15:15 Finish: 15:26

Clerk Of Course :	Stewards :	Timekeeper : Craig Smith
-------------------	------------	--------------------------

 Results can be found at [www.tsl-timing.com](http://www.tsl-timing.com)

Printed - 15:30 Saturday, 07 May 2022



# BMCRC - MRO Championships 2022 - Rnd 3 @ Snetterton 300

## DFDS Yamaha Past Masters

### RACE 9 - LAP CHART

#### LAP 1 @ 15:17:51.540

NO	BEHIND	LAP TIME
51		2:19.783
27	0.095	2:19.878
75	0.634	2:20.417
61	1.040	2:20.823
81	1.179	2:20.962
88	1.902	2:21.685
30	4.156	2:23.939
74	4.250	2:24.033
45	4.757	2:24.540
28	5.310	2:25.093
15	5.667	2:25.450
13	6.050	2:25.833
55	6.963	2:26.746
8	7.101	2:26.884
70	8.263	2:28.046
29	8.371	2:28.154
57	9.504	2:29.287
92	10.903	2:30.686
60	11.024	2:30.807
71	13.351	2:33.134
73	13.577	2:33.360
26	13.748	2:33.531
46	15.691	2:35.474
72	16.812	2:36.595
333	18.062	2:37.845
67	18.145	2:37.928
25	19.262	2:39.045
199	21.316	2:41.099
62	22.195	2:41.978
36	23.137	2:42.920
69	23.389	2:43.172
3	23.862	2:43.645
53	24.501	2:44.284
31	24.992	2:44.775
65	25.206	2:44.989
99	33.410	2:53.193
100	34.242	2:54.025
77	36.322	2:56.105

#### LAP 2 @ 15:20:04.944

NO	BEHIND	LAP TIME
75		2:12.770
51	0.396	2:13.800
27	0.937	2:14.246
81	2.363	2:14.588
61	2.518	2:14.882
88	3.687	2:15.189
30	4.112	2:13.360
74	6.799	2:15.953
45	8.027	2:16.674
13	8.812	2:16.166
28	8.958	2:17.052
15	10.527	2:18.264
55	11.168	2:17.609
8	12.206	2:18.509
29	13.244	2:18.277
57	14.521	2:18.421
70	16.867	2:22.008
92	17.950	2:20.451
60	19.302	2:21.682
26	24.374	2:24.030
71	26.406	2:26.459
72	27.778	2:24.370

46	29.043	2:26.756
333	29.619	2:24.961
73	30.130	2:29.957
67	34.806	2:30.065
25	36.773	2:30.915
199	38.052	2:30.140
36	44.607	2:34.874
62	44.701	2:35.910
31	45.661	2:34.073
69	46.081	2:36.096
53	46.791	2:35.694
65	46.984	2:35.182
100	1:04.742	2:43.904
99	1:05.008	2:45.002
77	1:06.756	2:43.838

#### LAP 3 @ 15:22:17.836

NO	BEHIND	LAP TIME
75		2:12.892
51	0.698	2:13.194
27	1.110	2:13.065
81	4.115	2:14.644
61	4.792	2:15.166
30	4.917	2:13.697
88	6.059	2:15.264
74	10.719	2:16.812
45	11.931	2:16.796
13	12.652	2:16.732
28	13.994	2:17.928
15	15.909	2:18.274
55	15.967	2:17.691
8	16.400	2:17.086
29	17.328	2:16.976
57	17.669	2:16.040
70	25.600	2:21.625
92	25.848	2:20.790
60	27.647	2:21.237
26	36.684	2:25.202
72	39.652	2:24.766
71	39.957	2:26.443
333	41.434	2:24.707
46	42.651	2:26.500
73	45.980	2:28.742
67	51.471	2:29.557
25	54.552	2:30.671
199	54.578	2:29.418
31	1:04.488	2:31.719
53	1:05.671	2:31.772
36	1:06.016	2:34.301
69	1:06.741	2:33.552
62	1:10.988	2:39.179
65	1:11.716	2:37.624
100	1:34.752	2:42.902
99	1:36.355	2:44.239
77	1:36.671	2:42.807

#### LAP 4 @ 15:24:30.244

NO	BEHIND	LAP TIME
75		2:12.408
51	0.512	2:12.222
27	0.954	2:12.252
30	6.620	2:14.111
81	7.243	2:15.536
88	8.001	2:14.350
61	8.585	2:16.201

74	15.132	2:16.821
13	15.426	2:15.182
28	16.499	2:14.913
55	21.020	2:17.461
8	21.441	2:17.449
57	21.693	2:16.432
15	22.500	2:18.999
29	22.592	2:17.672
45	23.263	2:23.740
70	34.424	2:21.232
92	34.543	2:21.103
60	35.103	2:19.864
26	49.257	2:24.981
72	49.718	2:22.474
333	53.597	2:24.571
71	55.489	2:27.940
46	55.571	2:25.328
73	1:03.760	2:30.188
67	1:10.673	2:31.610
199	1:12.231	2:30.061
25	1:14.578	2:32.434
31	1:21.120	2:29.040
53	1:22.420	2:29.157
36	1:24.945	2:31.337
69	1:26.631	2:32.298
62	1:32.377	2:33.797
100	2:04.443	2:42.099
77	2:04.792	2:40.529
99	2:04.983	2:41.036

#### LAP 5 @ 15:26:42.645

NO	BEHIND	LAP TIME
51		2:11.889
27	0.385	2:11.832
75	0.451	2:12.852
30	8.569	2:14.350
81	9.758	2:14.916
88	9.998	2:14.398
13	19.072	2:16.047
74	19.552	2:16.821
28	20.712	2:16.614
8	26.230	2:17.190
29	26.910	2:16.719
55	27.408	2:18.789
45	27.992	2:17.130
57	28.670	2:19.378
15	28.844	2:18.745
92	42.081	2:19.939
70	42.750	2:20.727
60	43.296	2:20.594
26	1:01.204	2:24.348
72	1:03.505	2:26.188
333	1:05.863	2:24.667
46	1:09.881	2:26.711
73	1:20.799	2:29.440
199	1:31.413	2:31.583
25	1:32.016	2:29.839
67	1:32.201	2:33.929
53	1:40.229	2:30.210
31	1:45.090	2:36.371
36	1:45.729	2:33.185
69	1:46.040	2:31.810
62	1:54.959	2:34.983
77	2:27.448	2:35.057
100	2:30.756	2:38.714
99	2:33.995	2:41.413



# BMCRC - MRO Championships 2022 - Rnd 3 @ Snetterton 300

## DFDS Yamaha Past Masters

### RACE 9 - SECTOR ANALYSIS



SECTOR 1 = FL to I1, SECTOR 2 = I1 to FL, DIFF = Difference To Personal Best Lap, P = Crossed Finish Line in Pit Lane, D = Time Disallowed

<b>P1 51</b>		<b>Kevin WHOLEY</b>		Yamaha TZR 250 - Twistgrip Motorcycles		
IDEAL LAP TIME : 2:11.828		BEST LAP TIME : 2:11.889		DIFFERENCE : 0.061		
LAP	SECTOR 1	SECTOR 2	LAP TIME	MPH	DIFF	TIME OF DAY
1 -		44.334	2:19.783	76.46	7.894	15:17:51.540
2 -	1:29.966	43.834	2:13.800	79.88	1.911	15:20:05.340
3 -	1:29.347	43.847	2:13.194 (3)	80.24	1.305	15:22:18.534
4 -	1:28.768	<b>43.454</b>	2:12.222 (2)	80.83	0.333	15:24:30.756
5 -	<b>1:28.374</b>	43.515	<b>2:11.889 (1)</b>	<b>81.03</b>		<b>15:26:42.645</b>

<b>P2 27</b>		<b>Richard HAYWARD</b>		Yamaha TZR 250 - Hazel Motors/ Gforce		
IDEAL LAP TIME : 2:11.832		BEST LAP TIME : 2:11.832		DIFFERENCE : 0.000		
LAP	SECTOR 1	SECTOR 2	LAP TIME	MPH	DIFF	TIME OF DAY
1 -		43.963	2:19.878	76.40	8.046	15:17:51.635
2 -	1:30.023	44.223	2:14.246	79.61	2.414	15:20:05.881
3 -	1:28.872	44.193	2:13.065 (3)	80.32	1.233	15:22:18.946
4 -	1:28.569	43.683	2:12.252 (2)	80.81	0.420	15:24:31.198
5 -	<b>1:28.355</b>	<b>43.477</b>	<b>2:11.832 (1)</b>	<b>81.07</b>		<b>15:26:43.030</b>

<b>P3 75</b>		<b>Anthony JOHNSON</b>		Yamaha TZR 250 - Kev Perkins		
IDEAL LAP TIME : 2:12.329		BEST LAP TIME : 2:12.408		DIFFERENCE : 0.079		
LAP	SECTOR 1	SECTOR 2	LAP TIME	MPH	DIFF	TIME OF DAY
1 -		44.366	2:20.417	76.11	8.009	15:17:52.174
2 -	<b>1:28.656</b>	44.114	2:12.770 (2)	80.50	0.362	15:20:04.944
3 -	1:29.151	43.741	2:12.892	80.42	0.484	15:22:17.836
4 -	1:28.735	<b>43.673</b>	<b>2:12.408 (1)</b>	<b>80.72</b>		<b>15:24:30.244</b>
5 -	1:29.029	43.823	2:12.852 (3)	80.45	0.444	15:26:43.096

<b>P4 30</b>		<b>Alan COOPER</b>		Yamaha TZR250 - Twistgrip Motorcycles		
IDEAL LAP TIME : 2:13.201		BEST LAP TIME : 2:13.360		DIFFERENCE : 0.159		
LAP	SECTOR 1	SECTOR 2	LAP TIME	MPH	DIFF	TIME OF DAY
1 -		44.993	2:23.939	74.25	10.579	15:17:55.696
2 -	<b>1:29.432</b>	43.928	<b>2:13.360 (1)</b>	<b>80.14</b>		<b>15:20:09.056</b>
3 -	1:29.928	<b>43.769</b>	2:13.697 (2)	79.94	0.337	15:22:22.753
4 -	1:29.927	44.184	2:14.111 (3)	79.69	0.751	15:24:36.864
5 -	1:29.503	44.847	2:14.350	79.55	0.990	15:26:51.214

<b>P5 81</b>		<b>Scott GRANT</b>		Yamaha TZR250 - Katie, Mum and Dad		
IDEAL LAP TIME : 2:13.344		BEST LAP TIME : 2:14.588		DIFFERENCE : 1.244		
LAP	SECTOR 1	SECTOR 2	LAP TIME	MPH	DIFF	TIME OF DAY
1 -		<b>44.428</b>	2:20.962	75.82	6.374	15:17:52.719
2 -	<b>1:28.916</b>	45.672	<b>2:14.588 (1)</b>	<b>79.41</b>		<b>15:20:07.307</b>
3 -	1:30.070	44.574	2:14.644 (2)	79.38	0.056	15:22:21.951
4 -	1:30.742	44.794	2:15.536	78.85	0.948	15:24:37.487
5 -	1:29.706	45.210	2:14.916 (3)	79.22	0.328	15:26:52.403

<b>P6 88</b>		<b>Michael STANLEY</b>		Yamaha TZR 250 -		
IDEAL LAP TIME : 2:13.723		BEST LAP TIME : 2:14.350		DIFFERENCE : 0.627		
LAP	SECTOR 1	SECTOR 2	LAP TIME	MPH	DIFF	TIME OF DAY
1 -		44.971	2:21.685	75.43	7.335	15:17:53.442
2 -	1:30.449	44.740	2:15.189 (3)	79.06	0.839	15:20:08.631
3 -	1:30.500	44.764	2:15.264	79.01	0.914	15:22:23.895
4 -	1:30.126	<b>44.224</b>	<b>2:14.350 (1)</b>	<b>79.55</b>		<b>15:24:38.245</b>
5 -	<b>1:29.499</b>	44.899	2:14.398 (2)	79.52	0.048	15:26:52.643

# BMCR - MRO Championships 2022 - Rnd 3 @ Snetterton 300

## DFDS Yamaha Past Masters

### RACE 9 - SECTOR ANALYSIS



SECTOR 1 = FL to I1, SECTOR 2 = I1 to FL, DIFF = Difference To Personal Best Lap, P = Crossed Finish Line in Pit Lane, D = Time Disallowed

P7 13		Doug EDMONDSON		Yamaha 350 YPVS - Ginger Bloke		
IDEAL LAP TIME : 2:15.079		BEST LAP TIME : 2:15.182		DIFFERENCE : 0.103		
LAP	SECTOR 1	SECTOR 2	LAP TIME	MPH	DIFF	TIME OF DAY
1 -		45.691	2:25.833	73.28	10.651	15:17:57.590
2 -	1:31.413	<b>44.753</b>	2:16.166 (3)	78.49	0.984	15:20:13.756
3 -	1:31.448	45.284	2:16.732	78.16	1.550	15:22:30.488
4 -	<b>1:30.326</b>	44.856	<b>2:15.182 (1)</b>	<b>79.06</b>		<b>15:24:45.670</b>
5 -	1:30.821	45.226	2:16.047 (2)	78.56	0.865	15:27:01.717

P8 74		Paul WHITBY		Yamaha TZR 250 - Greybridge Ltd		
IDEAL LAP TIME : 2:15.953		BEST LAP TIME : 2:15.953		DIFFERENCE : 0.000		
LAP	SECTOR 1	SECTOR 2	LAP TIME	MPH	DIFF	TIME OF DAY
1 -		45.571	2:24.033	74.20	8.080	15:17:55.790
2 -	<b>1:30.976</b>	<b>44.977</b>	<b>2:15.953 (1)</b>	<b>78.61</b>		<b>15:20:11.743</b>
3 -	1:31.608	45.204	2:16.812 (2)	78.12	0.859	15:22:28.555
4 -	1:31.704	45.117	2:16.821 (3)	78.11	0.868	15:24:45.376
5 -	1:31.408	45.413	2:16.821 (3)	78.11	0.868	15:27:02.197

P9 28		Liam McCARTER		Yamaha TZR 250 - Katie McCarter		
IDEAL LAP TIME : 2:14.913		BEST LAP TIME : 2:14.913		DIFFERENCE : 0.000		
LAP	SECTOR 1	SECTOR 2	LAP TIME	MPH	DIFF	TIME OF DAY
1 -		45.759	2:25.093	73.66	10.180	15:17:56.850
2 -	1:31.857	45.195	2:17.052 (3)	77.98	2.139	15:20:13.902
3 -	1:32.753	45.175	2:17.928	77.49	3.015	15:22:31.830
4 -	<b>1:30.488</b>	<b>44.425</b>	<b>2:14.913 (1)</b>	<b>79.22</b>		<b>15:24:46.743</b>
5 -	1:31.140	45.474	2:16.614 (2)	78.23	1.701	15:27:03.357

P10 8		David BALL		Yamaha TZR250 - Gardiner Page and Roe pension consultants		
IDEAL LAP TIME : 2:16.774		BEST LAP TIME : 2:17.086		DIFFERENCE : 0.312		
LAP	SECTOR 1	SECTOR 2	LAP TIME	MPH	DIFF	TIME OF DAY
1 -		45.713	2:26.884	72.76	9.798	15:17:58.641
2 -	1:32.545	45.964	2:18.509	77.16	1.423	15:20:17.150
3 -	<b>1:31.786</b>	45.300	<b>2:17.086 (1)</b>	<b>77.96</b>		<b>15:22:34.236</b>
4 -	1:32.000	45.449	2:17.449 (3)	77.76	0.363	15:24:51.685
5 -	1:32.202	<b>44.988</b>	2:17.190 (2)	77.90	0.104	15:27:08.875

P11 29		Derek CRIPPS		Yamaha TZR 250 - Kelly Cripps - Team FBR		
IDEAL LAP TIME : 2:16.535		BEST LAP TIME : 2:16.719		DIFFERENCE : 0.184		
LAP	SECTOR 1	SECTOR 2	LAP TIME	MPH	DIFF	TIME OF DAY
1 -		46.923	2:28.154	72.14	11.435	15:17:59.911
2 -	1:32.585	45.692	2:18.277	77.29	1.558	15:20:18.188
3 -	1:31.847	<b>45.129</b>	2:16.976 (2)	78.02	0.257	15:22:35.164
4 -	1:31.935	45.737	2:17.672 (3)	77.63	0.953	15:24:52.836
5 -	<b>1:31.406</b>	45.313	<b>2:16.719 (1)</b>	<b>78.17</b>		<b>15:27:09.555</b>

P12 55		Paul TOLAND		Yamaha TZR250 - Kippers keys		
IDEAL LAP TIME : 2:17.256		BEST LAP TIME : 2:17.461		DIFFERENCE : 0.205		
LAP	SECTOR 1	SECTOR 2	LAP TIME	MPH	DIFF	TIME OF DAY
1 -		46.638	2:26.746	72.83	9.285	15:17:58.503
2 -	1:31.721	45.888	2:17.609 (2)	77.66	0.148	15:20:16.112
3 -	1:32.131	<b>45.560</b>	2:17.691 (3)	77.62	0.230	15:22:33.803
4 -	<b>1:31.696</b>	45.765	<b>2:17.461 (1)</b>	<b>77.75</b>		<b>15:24:51.264</b>
5 -	1:32.749	46.040	2:18.789	77.00	1.328	15:27:10.053

# BMCR - MRO Championships 2022 - Rnd 3 @ Snetterton 300

## DFDS Yamaha Past Masters

### RACE 9 - SECTOR ANALYSIS



SECTOR 1 = FL to I1, SECTOR 2 = I1 to FL, DIFF = Difference To Personal Best Lap, P = Crossed Finish Line in Pit Lane, D = Time Disallowed

P13 45		Peter MOORE		Yamaha TZR 250 -		
IDEAL LAP TIME : 2:16.046		BEST LAP TIME : 2:16.674		DIFFERENCE : 0.628		
LAP	SECTOR 1	SECTOR 2	LAP TIME	MPH	DIFF	TIME OF DAY
1 -		45.788	2:24.540	73.94	7.866	15:17:56.297
2 -	1:31.050	45.624	<b>2:16.674 (1)</b>	<b>78.20</b>		<b>15:20:12.971</b>
3 -	1:31.684	<b>45.112</b>	2:16.796 (2)	78.13	0.122	15:22:29.767
4 -	1:31.050	52.690	2:23.740	74.35	7.066	15:24:53.507
5 -	<b>1:30.934</b>	46.196	2:17.130 (3)	77.94	0.456	15:27:10.637

P14 57		Geoff MOOK		Yamaha TZR 250 -		
IDEAL LAP TIME : 2:15.675		BEST LAP TIME : 2:16.040		DIFFERENCE : 0.365		
LAP	SECTOR 1	SECTOR 2	LAP TIME	MPH	DIFF	TIME OF DAY
1 -		46.111	2:29.287	71.59	13.247	15:18:01.044
2 -	1:31.427	46.994	2:18.421 (3)	77.21	2.381	15:20:19.465
3 -	1:31.085	<b>44.955</b>	<b>2:16.040 (1)</b>	<b>78.56</b>		<b>15:22:35.505</b>
4 -	<b>1:30.720</b>	45.712	2:16.432 (2)	78.33	0.392	15:24:51.937
5 -	1:32.702	46.676	2:19.378	76.68	3.338	15:27:11.315

P15 15		Billy PERKINS		Yamaha TZR 250 - Ashford tarmac / Barking mad about Animals		
IDEAL LAP TIME : 2:17.312		BEST LAP TIME : 2:18.264		DIFFERENCE : 0.952		
LAP	SECTOR 1	SECTOR 2	LAP TIME	MPH	DIFF	TIME OF DAY
1 -		45.836	2:25.450	73.48	7.186	15:17:57.207
2 -	1:32.585	<b>45.679</b>	<b>2:18.264 (1)</b>	<b>77.30</b>		<b>15:20:15.471</b>
3 -	1:32.243	46.031	2:18.274 (2)	77.29	0.010	15:22:33.745
4 -	1:32.565	46.434	2:18.999	76.89	0.735	15:24:52.744
5 -	<b>1:31.633</b>	47.112	2:18.745 (3)	77.03	0.481	15:27:11.489

P16 92 C		Andrew MOOK		Yamaha TZR250 -		
IDEAL LAP TIME : 2:19.236		BEST LAP TIME : 2:19.939		DIFFERENCE : 0.703		
LAP	SECTOR 1	SECTOR 2	LAP TIME	MPH	DIFF	TIME OF DAY
1 -		47.252	2:30.686	70.92	10.747	15:18:02.443
2 -	<b>1:33.774</b>	46.677	2:20.451 (2)	76.09	0.512	15:20:22.894
3 -	1:34.352	46.438	2:20.790 (3)	75.91	0.851	15:22:43.684
4 -	1:34.546	46.557	2:21.103	75.74	1.164	15:25:04.787
5 -	1:34.477	<b>45.462</b>	<b>2:19.939 (1)</b>	<b>76.37</b>		<b>15:27:24.726</b>

P17 70		Andrew BURSCOUGH		Yamaha YPVS 350 - Apollo/Merlin/Abbey/Martitanium		
IDEAL LAP TIME : 2:20.725		BEST LAP TIME : 2:20.727		DIFFERENCE : 0.002		
LAP	SECTOR 1	SECTOR 2	LAP TIME	MPH	DIFF	TIME OF DAY
1 -		46.909	2:28.046	72.19	7.319	15:17:59.803
2 -	1:35.165	46.843	2:22.008	75.26	1.281	15:20:21.811
3 -	1:34.757	46.868	2:21.625 (3)	75.46	0.898	15:22:43.436
4 -	<b>1:34.674</b>	46.558	2:21.232 (2)	75.67	0.505	15:25:04.668
5 -	1:34.676	<b>46.051</b>	<b>2:20.727 (1)</b>	<b>75.94</b>		<b>15:27:25.395</b>

P18 60 C		Daniel GOUGH		Yamaha TZR 250 - Kieran Lewis/G Force Mc		
IDEAL LAP TIME : 2:19.698		BEST LAP TIME : 2:19.864		DIFFERENCE : 0.166		
LAP	SECTOR 1	SECTOR 2	LAP TIME	MPH	DIFF	TIME OF DAY
1 -		47.609	2:30.807	70.87	10.943	15:18:02.564
2 -	1:34.703	46.979	2:21.682	75.43	1.818	15:20:24.246
3 -	1:34.263	46.974	2:21.237 (3)	75.67	1.373	15:22:45.483
4 -	<b>1:33.308</b>	46.556	<b>2:19.864 (1)</b>	<b>76.41</b>		<b>15:25:05.347</b>
5 -	1:34.204	<b>46.390</b>	2:20.594 (2)	76.02	0.730	15:27:25.941

# BMCR - MRO Championships 2022 - Rnd 3 @ Snetterton 300

## DFDS Yamaha Past Masters

### RACE 9 - SECTOR ANALYSIS



SECTOR 1 = FL to I1, SECTOR 2 = I1 to FL, DIFF = Difference To Personal Best Lap, P = Crossed Finish Line in Pit Lane, D = Time Disallowed

P19 26 C		Damian LEE		Yamaha TZR250 - Leed Autos			
IDEAL LAP TIME : 2:23.626		BEST LAP TIME : 2:24.030		DIFFERENCE : 0.404			
LAP	SECTOR 1	SECTOR 2	LAP TIME	MPH	DIFF	TIME OF DAY	
1 -		47.883	2:33.531	69.61	9.501	15:18:05.288	
2 -	<b>1:36.069</b>	47.961	<b>2:24.030 (1)</b>	<b>74.20</b>		<b>15:20:29.318</b>	
3 -	1:37.183	48.019	2:25.202	73.60	1.172	15:22:54.520	
4 -	1:37.070	47.911	2:24.981 (3)	73.72	0.951	15:25:19.501	
5 -	1:36.791	<b>47.557</b>	2:24.348 (2)	74.04	0.318	15:27:43.849	

P20 72 C		John HAMILTON		Yamaha TRZ250 - LW Racing			
IDEAL LAP TIME : 2:22.474		BEST LAP TIME : 2:22.474		DIFFERENCE : 0.000			
LAP	SECTOR 1	SECTOR 2	LAP TIME	MPH	DIFF	TIME OF DAY	
1 -		53.726	2:36.595	68.25	14.121	15:18:08.352	
2 -	1:36.790	47.580	2:24.370 (2)	74.03	1.896	15:20:32.722	
3 -	1:36.872	47.894	2:24.766 (3)	73.83	2.292	15:22:57.488	
4 -	<b>1:35.450</b>	<b>47.024</b>	<b>2:22.474 (1)</b>	<b>75.01</b>		<b>15:25:19.962</b>	
5 -	1:38.233	47.955	2:26.188	73.11	3.714	15:27:46.150	

P21 333 C		Mark STUBBERFIELD		Yamaha TZR250 - Polished concrete London			
IDEAL LAP TIME : 2:23.942		BEST LAP TIME : 2:24.571		DIFFERENCE : 0.629			
LAP	SECTOR 1	SECTOR 2	LAP TIME	MPH	DIFF	TIME OF DAY	
1 -		49.345	2:37.845	67.71	13.274	15:18:09.602	
2 -	1:37.015	<b>47.946</b>	2:24.961	73.73	0.390	15:20:34.563	
3 -	1:36.378	48.329	2:24.707 (3)	73.86	0.136	15:22:59.270	
4 -	<b>1:35.996</b>	48.575	<b>2:24.571 (1)</b>	<b>73.92</b>		<b>15:25:23.841</b>	
5 -	1:36.680	47.987	2:24.667 (2)	73.88	0.096	15:27:48.508	

P22 46		Kevin MARSHALL		Yamaha TZR250 - Stacey Processing			
IDEAL LAP TIME : 2:25.328		BEST LAP TIME : 2:25.328		DIFFERENCE : 0.000			
LAP	SECTOR 1	SECTOR 2	LAP TIME	MPH	DIFF	TIME OF DAY	
1 -		48.569	2:35.474	68.74	10.146	15:18:07.231	
2 -	1:38.124	48.632	2:26.756	72.82	1.428	15:20:33.987	
3 -	1:37.232	49.268	2:26.500 (2)	72.95	1.172	15:23:00.487	
4 -	<b>1:36.912</b>	<b>48.416</b>	<b>2:25.328 (1)</b>	<b>73.54</b>		<b>15:25:25.815</b>	
5 -	1:37.295	49.416	2:26.711 (3)	72.85	1.383	15:27:52.526	

P23 73 C		Colvin TURNER		Yamaha TZR250 -			
IDEAL LAP TIME : 2:26.961		BEST LAP TIME : 2:28.742		DIFFERENCE : 1.781			
LAP	SECTOR 1	SECTOR 2	LAP TIME	MPH	DIFF	TIME OF DAY	
1 -		<b>48.232</b>	2:33.360	69.69	4.618	15:18:05.117	
2 -	1:40.664	49.293	2:29.957 (3)	71.27	1.215	15:20:35.074	
3 -	<b>1:38.729</b>	50.013	<b>2:28.742 (1)</b>	<b>71.85</b>		<b>15:23:03.816</b>	
4 -	1:40.083	50.105	2:30.188	71.16	1.446	15:25:34.004	
5 -	1:39.940	49.500	2:29.440 (2)	71.52	0.698	15:28:03.444	

P24 199 C		Michael FROST		Yamaha TZR250 -			
IDEAL LAP TIME : 2:28.949		BEST LAP TIME : 2:29.418		DIFFERENCE : 0.469			
LAP	SECTOR 1	SECTOR 2	LAP TIME	MPH	DIFF	TIME OF DAY	
1 -		51.095	2:41.099	66.34	11.681	15:18:12.856	
2 -	1:40.112	50.028	2:30.140 (3)	71.18	0.722	15:20:42.996	
3 -	<b>1:39.978</b>	49.440	<b>2:29.418 (1)</b>	<b>71.53</b>		<b>15:23:12.414</b>	
4 -	1:41.090	<b>48.971</b>	2:30.061 (2)	71.22	0.643	15:25:42.475	
5 -	1:40.406	51.177	2:31.583	70.50	2.165	15:28:14.058	

# BMCRC - MRO Championships 2022 - Rnd 3 @ Snetterton 300

## DFDS Yamaha Past Masters

### RACE 9 - SECTOR ANALYSIS



SECTOR 1 = FL to I1, SECTOR 2 = I1 to FL, DIFF = Difference To Personal Best Lap, P = Crossed Finish Line in Pit Lane, D = Time Disallowed

<b>P25 25 C</b>		<b>Stephen WIMBLE</b>		Yamaha TZR 250 - S.B.W Contractor		
IDEAL LAP TIME : 2:29.599		BEST LAP TIME : 2:29.839		DIFFERENCE : 0.240		
LAP	SECTOR 1	SECTOR 2	LAP TIME	MPH	DIFF	TIME OF DAY
1 -		50.381	2:39.045	67.20	9.206	15:18:10.802
2 -	1:40.515	50.400	2:30.915 (3)	70.82	1.076	15:20:41.717
3 -	1:40.586	50.085	2:30.671 (2)	70.93	0.832	15:23:12.388
4 -	1:42.437	<b>49.997</b>	2:32.434	70.11	2.595	15:25:44.822
5 -	<b>1:39.602</b>	50.237	<b>2:29.839 (1)</b>	<b>71.33</b>		<b>15:28:14.661</b>

<b>P26 67</b>		<b>Mark BAILEY</b>		Yamaha TZR 250 -		
IDEAL LAP TIME : 2:29.261		BEST LAP TIME : 2:29.557		DIFFERENCE : 0.296		
LAP	SECTOR 1	SECTOR 2	LAP TIME	MPH	DIFF	TIME OF DAY
1 -		50.622	2:37.928	67.67	8.371	15:18:09.685
2 -	<b>1:39.493</b>	50.572	2:30.065 (2)	71.22	0.508	15:20:39.750
3 -	1:39.789	<b>49.768</b>	<b>2:29.557 (1)</b>	<b>71.46</b>		<b>15:23:09.307</b>
4 -	1:40.854	50.756	2:31.610 (3)	70.49	2.053	15:25:40.917
5 -	1:41.653	52.276	2:33.929	69.43	4.372	15:28:14.846

<b>P27 53 C</b>		<b>Alan COATES</b>		Yamaha TZR250 - Clarendon Motorcycles Hull		
IDEAL LAP TIME : 2:28.779		BEST LAP TIME : 2:29.157		DIFFERENCE : 0.378		
LAP	SECTOR 1	SECTOR 2	LAP TIME	MPH	DIFF	TIME OF DAY
1 -		50.709	2:44.284	65.05	15.127	15:18:16.041
2 -	1:42.579	53.115	2:35.694	68.64	6.537	15:20:51.735
3 -	1:41.938	49.834	2:31.772 (3)	70.42	2.615	15:23:23.507
4 -	<b>1:39.287</b>	49.870	<b>2:29.157 (1)</b>	<b>71.65</b>		<b>15:25:52.664</b>
5 -	1:40.718	<b>49.492</b>	2:30.210 (2)	71.15	1.053	15:28:22.874

<b>P28 31 C</b>		<b>Rob FARMER</b>		Yamaha TZR 250 -		
IDEAL LAP TIME : 2:29.040		BEST LAP TIME : 2:29.040		DIFFERENCE : 0.000		
LAP	SECTOR 1	SECTOR 2	LAP TIME	MPH	DIFF	TIME OF DAY
1 -		51.141	2:44.775	64.86	15.735	15:18:16.532
2 -	1:41.758	52.315	2:34.073 (3)	69.37	5.033	15:20:50.605
3 -	1:41.450	50.269	2:31.719 (2)	70.44	2.679	15:23:22.324
4 -	<b>1:39.318</b>	<b>49.722</b>	<b>2:29.040 (1)</b>	<b>71.71</b>		<b>15:25:51.364</b>
5 -	1:43.404	52.967	2:36.371	68.35	7.331	15:28:27.735

<b>P29 36 R</b>		<b>Phil ZANUTTO</b>		Yamaha TZR250 -		
IDEAL LAP TIME : 2:31.164		BEST LAP TIME : 2:31.337		DIFFERENCE : 0.173		
LAP	SECTOR 1	SECTOR 2	LAP TIME	MPH	DIFF	TIME OF DAY
1 -		51.074	2:42.920	65.60	11.583	15:18:14.677
2 -	1:42.425	52.449	2:34.874	69.01	3.537	15:20:49.551
3 -	1:43.092	51.209	2:34.301 (3)	69.26	2.964	15:23:23.852
4 -	1:41.088	<b>50.249</b>	<b>2:31.337 (1)</b>	<b>70.62</b>		<b>15:25:55.189</b>
5 -	<b>1:40.915</b>	52.270	2:33.185 (2)	69.77	1.848	15:28:28.374

<b>P30 69 C</b>		<b>Mark ELLERAY</b>		Yamaha TZR250 - Abbot Solutions Ltd		
IDEAL LAP TIME : 2:30.784		BEST LAP TIME : 2:31.810		DIFFERENCE : 1.026		
LAP	SECTOR 1	SECTOR 2	LAP TIME	MPH	DIFF	TIME OF DAY
1 -		51.594	2:43.172	65.50	11.362	15:18:14.929
2 -	1:43.695	52.401	2:36.096	68.47	4.286	15:20:51.025
3 -	1:42.704	50.848	2:33.552 (3)	69.60	1.742	15:23:24.577
4 -	1:42.216	<b>50.082</b>	2:32.298 (2)	70.17	0.488	15:25:56.875
5 -	<b>1:40.702</b>	51.108	<b>2:31.810 (1)</b>	<b>70.40</b>		<b>15:28:28.685</b>

# BMCRC - MRO Championships 2022 - Rnd 3 @ Snetterton 300

## DFDS Yamaha Past Masters

### RACE 9 - SECTOR ANALYSIS



SECTOR 1 = FL to I1, SECTOR 2 = I1 to FL, DIFF = Difference To Personal Best Lap, P = Crossed Finish Line in Pit Lane, D = Time Disallowed

P31 62 C		David PATERSON		Yamaha TZR 2MA - The love of a good woman		
IDEAL LAP TIME : 2:33.797		BEST LAP TIME : 2:33.797		DIFFERENCE : 0.000		
LAP	SECTOR 1	SECTOR 2	LAP TIME	MPH	DIFF	TIME OF DAY
1 -		52.550	2:41.978	65.98	8.181	15:18:13.735
2 -	1:42.944	52.966	2:35.910 (3)	68.55	2.113	15:20:49.645
3 -	1:46.556	52.623	2:39.179	67.14	5.382	15:23:28.824
4 -	<b>1:41.714</b>	<b>52.083</b>	<b>2:33.797 (1)</b>	<b>69.49</b>		<b>15:26:02.621</b>
5 -	1:42.221	52.762	2:34.983 (2)	68.96	1.186	15:28:37.604

P32 77 R		Adam COLLINS		Yamaha TZR250 - N/A		
IDEAL LAP TIME : 2:35.057		BEST LAP TIME : 2:35.057		DIFFERENCE : 0.000		
LAP	SECTOR 1	SECTOR 2	LAP TIME	MPH	DIFF	TIME OF DAY
1 -		56.215	2:56.105	60.69	21.048	15:18:27.862
2 -	1:48.487	55.351	2:43.838	65.23	8.781	15:21:11.700
3 -	1:48.484	54.323	2:42.807 (3)	65.64	7.750	15:23:54.507
4 -	1:46.370	54.159	2:40.529 (2)	66.58	5.472	15:26:35.036
5 -	<b>1:43.317</b>	<b>51.740</b>	<b>2:35.057 (1)</b>	<b>68.93</b>		<b>15:29:10.093</b>

P33 100 R		Tess BICKERSTAFF		Yamaha TZR 250 - www.ypmrc.co.uk		
IDEAL LAP TIME : 2:38.714		BEST LAP TIME : 2:38.714		DIFFERENCE : 0.000		
LAP	SECTOR 1	SECTOR 2	LAP TIME	MPH	DIFF	TIME OF DAY
1 -		55.514	2:54.025	61.41	15.311	15:18:25.782
2 -	1:48.726	55.178	2:43.904	65.20	5.190	15:21:09.686
3 -	1:48.763	54.139	2:42.902 (3)	65.61	4.188	15:23:52.588
4 -	1:47.548	54.551	2:42.099 (2)	65.93	3.385	15:26:34.687
5 -	<b>1:45.213</b>	<b>53.501</b>	<b>2:38.714 (1)</b>	<b>67.34</b>		<b>15:29:13.401</b>

P34 99 C		Paul FIRTH		Yamaha TZR250 - Joanne Porter		
IDEAL LAP TIME : 2:41.036		BEST LAP TIME : 2:41.036		DIFFERENCE : 0.000		
LAP	SECTOR 1	SECTOR 2	LAP TIME	MPH	DIFF	TIME OF DAY
1 -		55.484	2:53.193	61.71	12.157	15:18:24.950
2 -	1:50.093	54.909	2:45.002	64.77	3.966	15:21:09.952
3 -	1:48.720	55.519	2:44.239 (3)	65.07	3.203	15:23:54.191
4 -	<b>1:47.248</b>	<b>53.788</b>	<b>2:41.036 (1)</b>	<b>66.37</b>		<b>15:26:35.227</b>
5 -	1:47.575	53.838	2:41.413 (2)	66.21	0.377	15:29:16.640

P35 61		Paul WELCH		Yamaha TZR250 -		
IDEAL LAP TIME : 2:14.819		BEST LAP TIME : 2:14.882		DIFFERENCE : 0.063		
LAP	SECTOR 1	SECTOR 2	LAP TIME	MPH	DIFF	TIME OF DAY
1 -		44.753	2:20.823	75.89	5.941	15:17:52.580
2 -	<b>1:30.226</b>	44.656	<b>2:14.882 (1)</b>	<b>79.24</b>		<b>15:20:07.462</b>
3 -	1:30.573	<b>44.593</b>	2:15.166 (2)	79.07	0.284	15:22:22.628
4 -	1:31.585	44.616	2:16.201 (3)	78.47	1.319	15:24:38.829

P36 71 C		Alan BUSHELL		Yamaha RD250LC -		
IDEAL LAP TIME : 2:25.350		BEST LAP TIME : 2:26.443		DIFFERENCE : 1.093		
LAP	SECTOR 1	SECTOR 2	LAP TIME	MPH	DIFF	TIME OF DAY
1 -		48.344	2:33.134	69.79	6.691	15:18:04.891
2 -	1:38.098	48.361	2:26.459 (2)	72.97	0.016	15:20:31.350
3 -	1:38.276	<b>48.167</b>	<b>2:26.443 (1)</b>	<b>72.98</b>		<b>15:22:57.793</b>
4 -	1:39.519	48.421	2:27.940 (3)	72.24	1.497	15:25:25.733

# BMCRC - MRO Championships 2022 - Rnd 3 @ Snetterton 300

## DFDS Yamaha Past Masters

### RACE 9 - SECTOR ANALYSIS



SECTOR 1 = FL to I1, SECTOR 2 = I1 to FL, DIFF = Difference To Personal Best Lap, P = Crossed Finish Line in Pit Lane, D = Time Disallowed

<b>P37 65 C Nigel TERRY</b>		Yamaha TZR250 - NTrap Garage Doors				
IDEAL LAP TIME : 2:35.182		BEST LAP TIME : 2:35.182		DIFFERENCE : 0.000		
LAP	SECTOR 1	SECTOR 2	LAP TIME	MPH	DIFF	TIME OF DAY
1 -		51.523	2:44.989	64.78	9.807	15:18:16.746
2 -	<b>1:43.834</b>	<b>51.348</b>	<b>2:35.182 (1)</b>	<b>68.87</b>		<b>15:20:51.928</b>
3 -	1:45.553	52.071	2:37.624 (2)	67.80	2.442	15:23:29.552

<b>P38 3 C Dan NEMATI</b>		Yamaha TZR 250 -				
IDEAL LAP TIME : 2:34.069		BEST LAP TIME :		DIFFERENCE :		
LAP	SECTOR 1	SECTOR 2	LAP TIME	MPH	DIFF	TIME OF DAY
1 -		<b>51.144</b>	2:43.645	65.31		15:18:15.402

# BMCRC - MRO Championships 2022 - Rnd 3 @ Snetterton 300

## DFDS Yamaha Past Masters

### RACE 9 - BEST SECTORS

SECTOR 1				SECTOR 2				IDEAL / BEST COMPARISON				
POS	NO	NAME	TIME	NO	NAME	TIME	POS	NO	NAME	IDEAL	BEST	DIFF
									<b>PERFECT LAP</b>	<b>2:11.809</b>		
1	27	HAYWARD	1:28.355	51	WHOLEY	43.454	1	51	WHOLEY	2:11.828	2:11.889	0.061
2	51	WHOLEY	1:28.374	27	HAYWARD	43.477	2	27	HAYWARD	2:11.832	2:11.832	0.000
3	75	JOHNSON	1:28.656	75	JOHNSON	43.673	3	75	JOHNSON	2:12.329	2:12.408	0.079
4	81	GRANT	1:28.916	30	COOPER	43.769	4	30	COOPER	2:13.201	2:13.360	0.159
5	30	COOPER	1:29.432	88	STANLEY	44.224	5	81	GRANT	2:13.344	2:14.588	1.244
6	88	STANLEY	1:29.499	28	McCARTER	44.425	6	88	STANLEY	2:13.723	2:14.350	0.627
7	61	WELCH	1:30.226	81	GRANT	44.428	7	61	WELCH	2:14.819	2:14.882	0.063
8	13	EDMONDSON	1:30.326	61	WELCH	44.593	8	28	McCARTER	2:14.913	2:14.913	0.000
9	28	McCARTER	1:30.488	13	EDMONDSON	44.753	9	13	EDMONDSON	2:15.079	2:15.182	0.103
10	57	MOOK	1:30.720	57	MOOK	44.955	10	57	MOOK	2:15.675	2:16.040	0.365
11	45	MOORE	1:30.934	74	WHITBY	44.977	11	74	WHITBY	2:15.953	2:15.953	0.000
12	74	WHITBY	1:30.976	8	BALL	44.988	12	45	MOORE	2:16.046	2:16.674	0.628
13	29	CRIPPS	1:31.406	45	MOORE	45.112	13	29	CRIPPS	2:16.535	2:16.719	0.184
14	15	PERKINS	1:31.633	29	CRIPPS	45.129	14	8	BALL	2:16.774	2:17.086	0.312
15	55	TOLAND	1:31.696	92	MOOK	45.462	15	55	TOLAND	2:17.256	2:17.461	0.205
16	8	BALL	1:31.786	55	TOLAND	45.560	16	15	PERKINS	2:17.312	2:18.264	0.952
17	60	GOUGH	1:33.308	15	PERKINS	45.679	17	92	MOOK	2:19.236	2:19.939	0.703
18	92	MOOK	1:33.774	70	BURSCOUGH	46.051	18	60	GOUGH	2:19.698	2:19.864	0.166
19	70	BURSCOUGH	1:34.674	60	GOUGH	46.390	19	70	BURSCOUGH	2:20.725	2:20.727	0.002
20	72	HAMILTON	1:35.450	72	HAMILTON	47.024	20	72	HAMILTON	2:22.474	2:22.474	0.000
21	333	STUBBERFIELD	1:35.996	26	LEE	47.557	21	26	LEE	2:23.626	2:24.030	0.404
22	26	LEE	1:36.069	333	STUBBERFIELD	47.946	22	333	STUBBERFIELD	2:23.942	2:24.571	0.629
23	46	MARSHALL	1:36.912	71	BUSHELL	48.167	23	46	MARSHALL	2:25.328	2:25.328	0.000
24	71	BUSHELL	1:37.183	73	TURNER	48.232	24	71	BUSHELL	2:25.350	2:26.443	1.093
25	73	TURNER	1:38.729	46	MARSHALL	48.416	25	73	TURNER	2:26.961	2:28.742	1.781
26	53	COATES	1:39.287	199	FROST	48.971	26	53	COATES	2:28.779	2:29.157	0.378
27	31	FARMER	1:39.318	53	COATES	49.492	27	199	FROST	2:28.949	2:29.418	0.469
28	67	BAILEY	1:39.493	31	FARMER	49.722	28	31	FARMER	2:29.040	2:29.040	0.000
29	25	WIMBLE	1:39.602	67	BAILEY	49.768	29	67	BAILEY	2:29.261	2:29.557	0.296
30	199	FROST	1:39.978	25	WIMBLE	49.997	30	25	WIMBLE	2:29.599	2:29.839	0.240
31	69	ELLERAY	1:40.702	69	ELLERAY	50.082	31	69	ELLERAY	2:30.784	2:31.810	1.026
32	36	ZANUTTO	1:40.915	36	ZANUTTO	50.249	32	36	ZANUTTO	2:31.164	2:31.337	0.173
33	62	PATERSON	1:41.714	3	NEMATI	51.144	33	62	PATERSON	2:33.797	2:33.797	0.000
34	3	NEMATI	1:42.925	65	TERRY	51.348	34	3	NEMATI	2:34.069		
35	77	COLLINS	1:43.317	77	COLLINS	51.740	35	77	COLLINS	2:35.057	2:35.057	0.000
36	65	TERRY	1:43.834	62	PATERSON	52.083	36	65	TERRY	2:35.182	2:35.182	0.000
37	100	BICKERSTAFF	1:45.213	100	BICKERSTAFF	53.501	37	100	BICKERSTAFF	2:38.714	2:38.714	0.000
38	99	FIRTH	1:47.248	99	FIRTH	53.788	38	99	FIRTH	2:41.036	2:41.036	0.000
39												



# BMCRC - MRO Championships 2022 - Rnd 3 @ Snetterton 300

## DFDS Yamaha Past Masters

### RACE 9 - STATISTICS

**Competitors Started** 38  
**Planned Start** 2022-05-07 @ 15:05:00.000  
**Actual Start** 2022-05-07 @ 15:15:31.756  
**Finish Time** 2022-05-07 @ 15:26:42.644  
**Track Length** 2.9689mi.  
**Total Laps** 182  
**Total Distance Covered** 540.3419mi.

#### Session Fastest Lap History

NO	CL	NAME	LAP TIME	TIME OF DAY	LAP	VEHICLE
75		Anthony JOHNSON	<b>2:12.770</b>	15:20:04.949	2	Yamaha TZR 250
75		Anthony JOHNSON	<b>2:12.408</b>	15:24:30.248	4	Yamaha TZR 250
51		Kevin WHOLEY	<b>2:12.222</b>	15:24:30.776	4	Yamaha TZR 250
51		Kevin WHOLEY	<b>2:11.889</b>	15:26:42.666	5	Yamaha TZR 250
27		Richard HAYWARD	<b>2:11.832</b>	15:26:43.036	5	Yamaha TZR 250

#### Session Leader History

NO	CL	NAME	FROM LAP	LAPS LED	DISTANCE	VEHICLE
51		Kevin WHOLEY	1	1	2.96 miles	Yamaha TZR 250
75		Anthony JOHNSON	2	3	8.90 miles	Yamaha TZR 250
51		Kevin WHOLEY	5	1	2.96 miles	Yamaha TZR 250

#### Flag History

TYPE	TIME OF DAY
GREEN	15:15:31.756
FINISH	15:26:42.644

#### Flag Statistics

TYPE	COUNT	TOTAL LAPS	TOTAL TIME
Green	1	5	13:52.744
Red	0	0	0.000
Safety Car	0	0	0.000
FCY	0	0	0.000

# BMCRC - MRO Championships 2022 - Rnd 3 @ Snetterton 300

## DFDS Yamaha Past Masters

### RACE 9 - STATISTICS

CLASS :

19 Starters

#### Fastest Lap History

NO	NAME	LAP TIME	TIME OF DAY	LAP	VEHICLE
75	Anthony JOHNSON	<b>2:12.770</b>	15:20:04.949	2	Yamaha TZR 250
75	Anthony JOHNSON	<b>2:12.408</b>	15:24:30.248	4	Yamaha TZR 250
51	Kevin WHOLEY	<b>2:12.222</b>	15:24:30.776	4	Yamaha TZR 250
51	Kevin WHOLEY	<b>2:11.889</b>	15:26:42.666	5	Yamaha TZR 250
27	Richard HAYWARD	<b>2:11.832</b>	15:26:43.036	5	Yamaha TZR 250

#### Leader History

NO	NAME	FROM LAP	LAPS LED	DISTANCE	VEHICLE
51	Kevin WHOLEY	1	1	2.96 miles	Yamaha TZR 250
75	Anthony JOHNSON	2	3	8.90 miles	Yamaha TZR 250
51	Kevin WHOLEY	5	1	2.96 miles	Yamaha TZR 250

# BMCRC - MRO Championships 2022 - Rnd 3 @ Snetterton 300

## DFDS Yamaha Past Masters

### RACE 9 - STATISTICS

**CLASS : C**

16 Starters

#### Fastest Lap History

NO	NAME	LAP TIME	TIME OF DAY	LAP	VEHICLE
92	Andrew MOOK	2:20.451	15:20:22.903	2	Yamaha TZR250
60	Daniel GOUGH	2:19.864	15:25:05.367	4	Yamaha TZR 250

#### Leader History

NO	NAME	FROM LAP	LAPS LED	DISTANCE	VEHICLE
92	Andrew MOOK	1	5	14.84 miles	Yamaha TZR250

# BMCRC - MRO Championships 2022 - Rnd 3 @ Snetterton 300

## DFDS Yamaha Past Masters

### RACE 9 - STATISTICS

CLASS : R

3 Starters

#### Fastest Lap History

NO	NAME	LAP TIME	TIME OF DAY	LAP	VEHICLE
36	Phil ZANUTTO	<b>2:34.874</b>	15:20:49.556	2	Yamaha TZR250
36	Phil ZANUTTO	<b>2:34.301</b>	15:23:23.857	3	Yamaha TZR250
36	Phil ZANUTTO	<b>2:31.337</b>	15:25:55.194	4	Yamaha TZR250

#### Leader History

NO	NAME	FROM LAP	LAPS LED	DISTANCE	VEHICLE
36	Phil ZANUTTO	1	5	14.84 miles	Yamaha TZR250

**BMCRC - MRO Championships 2022 - Rnd 3 @ Snetterton 300**
**DFDS Yamaha Past Masters**
**RACE 18 - GRID (5 Laps)**

ROW 14			40	<b>87</b> Denise BUTTON						
ROW 13		39	<b>226</b> Rick PARKER	38	<b>99</b> Paul FIRTH	37	<b>100</b> Tess BICKERSTAFF			
ROW 12	36	<b>65</b> Nigel TERRY	2:35.182	35	<b>77</b> Adam COLLINS	2:35.057	34	<b>62</b> David PATERSON	2:33.797	
ROW 11		33	<b>69</b> Mark ELLERAY	2:31.810	32	<b>36</b> Phil ZANUTTO	2:31.337	31	<b>3</b> Dan NEMATI	
ROW 10	30	<b>25</b> Stephen WIMBLE	2:29.839	29	<b>67</b> Mark BAILEY	2:29.557	28	<b>199</b> Michael FROST	2:29.418	
ROW 9		27	<b>53</b> Alan COATES	2:29.157	26	<b>31</b> Rob FARMER	2:29.040	25	<b>73</b> Colvin TURNER	2:28.742
ROW 8	24	<b>71</b> Alan BUSHELL	2:26.443	23	<b>46</b> Kevin MARSHALL	2:25.328	22	<b>333</b> Mark STUBBERFIELD	2:24.571	
ROW 7		21	<b>26</b> Damian LEE	2:24.030	20	<b>72</b> John HAMILTON	2:22.474	19	<b>70</b> Andrew BURSCOUGH	2:20.727
ROW 6	18	<b>92</b> Andrew MOOK	2:19.939	17	<b>60</b> Daniel GOUGH	2:19.864	16	<b>15</b> Billy PERKINS	2:18.264	
ROW 5		15	<b>55</b> Paul TOLAND	2:17.461	14	<b>8</b> David BALL	2:17.086	13	<b>29</b> Derek CRIPPS	2:16.719
ROW 4	12	<b>45</b> Peter MOORE	2:16.674	11	<b>57</b> Geoff MOOK	2:16.040	10	<b>74</b> Paul WHITBY	2:15.953	
ROW 3		9	<b>13</b> Doug EDMONDSON	2:15.182	8	<b>28</b> Liam McCARTER	2:14.913	7	<b>61</b> Paul WELCH	2:14.882
ROW 2	6	<b>81</b> Scott GRANT	2:14.588	5	<b>88</b> Michael STANLEY	2:14.350	4	<b>30</b> Alan COOPER	2:13.360	
ROW 1		3	<b>75</b> Anthony JOHNSON	2:12.408	2	<b>51</b> Kevin WHOLEY	2:11.889	1	<b>27</b> Richard HAYWARD	2:11.832
<b>Pole</b>										

Snetterton 300: 2.9689 miles

These results are provisional until the conclusion of any judicial and technical matters.

Clerk Of Course :	Stewards :	Timekeeper : Craig Smith
-------------------	------------	--------------------------

 Results can be found at [www.tsl-timing.com](http://www.tsl-timing.com)

Printed - 15:32 Saturday, 07 May 2022



**BMCRC - MRO Championships 2022 - Rnd 3 @ Snetterton 300**
**DFDS Yamaha Past Masters**
**RACE 18 - CLASSIFICATION**

POS	NO	CL	PIC NAME	ENTRY	LAPS	TIME	GAP	DIFF	MPH	BEST	ON
1	30		1 Alan COOPER	Yamaha TZR250 - Twistgrip Motorcycles	5	11:16.668			78.97	2:13.354	5
2	51		2 Kevin WHOLEY	Yamaha TZR 250 - Twistgrip Motorcycles	5	11:16.707	0.039	0.039	78.97	2:13.794	4
3	27		3 Richard HAYWARD	Yamaha TZR 250 - Hazel Motors/ Gforce	5	11:16.831	0.163	0.124	78.95	2:13.584	4
4	61		4 Paul WELCH	Yamaha TZR250 -	5	11:23.615	6.947	6.784	78.17	2:14.667	2
5	45		5 Peter MOORE	Yamaha TZR 250 -	5	11:23.917	7.249	0.302	78.13	2:14.726	5
6	28		6 Liam McCARTER	Yamaha TZR 250 - Katie McCarter	5	11:28.571	11.903	4.654	77.61	2:16.204	3
7	74		7 Paul WHITBY	Yamaha TZR 250 - Greybridge Ltd	5	11:33.127	16.459	4.556	77.10	2:16.725	5
8	57		8 Geoff MOOK	Yamaha TZR 250 -	5	11:33.630	16.962	0.503	77.04	2:16.897	4
9	15		9 Billy PERKINS	Yamaha TZR 250 - Ashford tarmac / Barking mad al	5	11:33.859	17.191	0.229	77.01	2:16.589	5
10	29		10 Derek CRIPPS	Yamaha TZR 250 - Kelly Cripps - Team FBR	5	11:34.209	17.541	0.350	76.98	2:16.797	5
11	8		11 David BALL	Yamaha TZR250 - Gardiner Page and Roe pension	5	11:52.006	35.338	17.797	75.05	2:21.209	4
12	92	C	1 Andrew MOOK	Yamaha TZR250 -	5	11:56.875	40.207	4.869	74.54	2:20.657	5
13	60	C	2 Daniel GOUGH	Yamaha TZR 250 - Kieran Lewis/G Force Mc	5	11:57.035	40.367	0.160	74.52	2:19.022	5
14	72	C	3 John HAMILTON	Yamaha TRZ250 - LW Racing	5	12:03.143	46.475	6.108	73.90	2:22.718	5
15	26	C	4 Damian LEE	Yamaha TZR250 - Leed Autos	5	12:03.167	46.499	0.024	73.89	2:21.476	3
16	70		12 Andrew BURSCOUGH	Yamaha YPVS 350 - Apollo/Merlin/Abbey/Martitaniu	5	12:09.502	52.834	6.335	73.25	2:21.721	3
17	333	C	5 Mark STUBBERFIELD	Yamaha TZR250 - Polished concrete London	5	12:19.268	1:02.600	9.766	72.28	2:25.233	2
18	3	C	6 Dan NEMATI	Yamaha TZR 250 -	5	12:20.251	1:03.583	0.983	72.19	2:22.527	5
19	46		13 Kevin MARSHALL	Yamaha TZR250 - Stacey Processing	5	12:26.857	1:10.189	6.606	71.55	2:26.944	4
20	199	C	7 Michael FROST	Yamaha TZR250 -	5	12:26.923	1:10.255	0.066	71.54	2:27.114	4
21	73	C	8 Colvin TURNER	Yamaha TZR250 -	5	12:27.632	1:10.964	0.709	71.47	2:26.882	5
22	53	C	9 Alan COATES	Yamaha TZR250 - Clarendon Motorcycles Hull	5	12:42.987	1:26.319	15.355	70.04	2:27.342	5
23	25	C	10 Stephen WIMBLE	Yamaha TZR 250 - S.B.W Contractor	5	12:43.541	1:26.873	0.554	69.99	2:27.322	5
24	67		14 Mark BAILEY	Yamaha TZR 250 -	5	12:52.806	1:36.138	9.265	69.15	2:29.178	3
25	69	C	11 Mark ELLERAY	Yamaha TZR250 - Abbot Solutions Ltd	5	12:59.211	1:42.543	6.405	68.58	2:31.952	3
26	36	R	1 Phil ZANUTTO	Yamaha TZR250 -	5	13:00.523	1:43.855	1.312	68.46	2:32.655	4
27	31	C	12 Rob FARMER	Yamaha TZR 250 -	5	13:00.744	1:44.076	0.221	68.44	2:30.778	5
28	62	C	13 David PATERSON	Yamaha TZR 2MA - The love of a good woman	5	13:24.028	2:07.360	23.284	66.46	2:38.663	2
29	65	C	14 Nigel TERRY	Yamaha TZR250 - NTrap Garage Doors	5	13:31.034	2:14.366	7.006	65.89	2:38.459	2
30	77	R	2 Adam COLLINS	Yamaha TZR250 - N/A	5	13:31.168	2:14.500	0.134	65.88	2:39.567	4
31	100	R	3 Tess BICKERSTAFF	Yamaha TZR 250 - www.ypmrc.co.uk	5	13:53.217	2:36.549	22.049	64.13	2:43.864	2

**NOT CLASSIFIED**

DNF	13		Doug EDMONDSON	Yamaha 350 YPVS - Ginger Bloke	1	2:21.738	4 Laps	4 Laps	75.40		
DNF	99	C	Paul FIRTH	Yamaha TZR250 - Joanne Porter	1	2:58.309	4 Laps	36.571	59.94		

**NOT STARTED**

NS	75		Anthony JOHNSON	Yamaha TZR 250 - Kev Perkins							
NS	88		Michael STANLEY	Yamaha TZR 250 -							
NS	81		Scott GRANT	Yamaha TZR250 - Katie, Mum and Dad							
NS	226	C	Rick PARKER	Yamaha TZR 250 - Gentle Micks Tattoo Studio							

**FASTEST LAP**

30			Alan COOPER	Yamaha TZR250 - Twistgrip Motorcycles	5	2:13.354	80.14 mph	128.98 kph
60	C		Daniel GOUGH	Yamaha TZR 250 - Kieran Lewis/G Force Mc	5	2:19.022	76.88 mph	123.72 kph
36	R		Phil ZANUTTO	Yamaha TZR250 -	4	2:32.655	70.01 mph	112.67 kph

Class - 92.5% of Race Speed = 73.04 mph  
 Class C - 92.5% of Race Speed = 68.94 mph  
 Class R - 92.5% of Race Speed = 63.32 mph

Race Distance: 5 Laps / 14.84 miles

Snetterton 300: 2.9689 miles

Weather / Track : Bright / Dry

These results are provisional until the conclusion of any judicial and technical matters.

Date: 07/05/2022 Start: 18:01 Finish: 18:12

Clerk Of Course :	Stewards :	Timekeeper : Craig Smith
-------------------	------------	--------------------------

# BMCRC - MRO Championships 2022 - Rnd 3 @ Snetterton 300

## DFDS Yamaha Past Masters

### RACE 18 - LAP CHART

#### LAP 1 @ 18:03:41.837

NO	BEHIND	LAP TIME
51		2:19.689
27	0.175	2:19.864
30	0.630	2:20.319
61	1.673	2:21.362
13	2.049	2:21.738
45	2.889	2:22.578
28	3.544	2:23.233
57	3.568	2:23.257
74	4.445	2:24.134
15	5.158	2:24.847
29	5.911	2:25.600
8	6.071	2:25.760
70	9.598	2:29.287
60	10.065	2:29.754
72	10.354	2:30.043
92	10.467	2:30.156
333	12.257	2:31.946
26	12.943	2:32.632
73	14.810	2:34.499
199	15.314	2:35.003
46	17.287	2:36.976
3	20.643	2:40.332
53	22.449	2:42.138
25	25.307	2:44.996
36	25.418	2:45.107
69	25.806	2:45.495
67	26.069	2:45.758
62	26.168	2:45.857
31	26.677	2:46.366
65	27.874	2:47.563
77	30.567	2:50.256
100	33.479	2:53.168
99	38.620	2:58.309

#### LAP 2 @ 18:05:56.945

NO	BEHIND	LAP TIME
30		2:14.478
51	0.063	2:15.171
27	0.085	2:15.018
61	1.232	2:14.667
45	3.629	2:15.848
28	4.950	2:16.514
57	5.942	2:17.482
74	6.333	2:16.996
15	7.784	2:17.734
29	8.429	2:17.626
8	12.195	2:21.232
60	18.249	2:23.292
70	18.590	2:24.100
92	18.997	2:23.638
72	19.142	2:23.896
26	21.178	2:23.343
333	22.382	2:25.233
73	29.014	2:29.312
46	29.865	2:27.686
199	30.078	2:29.872
3	34.989	2:29.454
53	40.712	2:33.371
25	42.130	2:31.931
36	44.259	2:33.949
67	44.690	2:33.729
69	47.628	2:36.930
62	49.723	2:38.663

31	50.057	2:38.488
65	51.225	2:38.459
77	56.002	2:40.543
100	1:02.235	2:43.864

#### LAP 3 @ 18:08:11.009

NO	BEHIND	LAP TIME
51		2:14.001
27	0.271	2:14.250
30	0.528	2:14.592
61	2.031	2:14.863
45	4.725	2:15.160
28	7.090	2:16.204
74	10.270	2:18.001
57	10.792	2:18.914
15	11.429	2:17.709
29	11.657	2:17.292
8	19.889	2:21.758
60	25.992	2:21.807
70	26.247	2:21.721
92	26.412	2:21.479
72	28.194	2:23.116
26	28.590	2:21.476
333	35.064	2:26.746
46	43.314	2:27.513
73	43.515	2:28.565
199	43.740	2:27.726
3	44.961	2:24.036
53	57.228	2:30.580
25	57.420	2:29.354
67	59.804	2:29.178
69	1:05.516	2:31.952
36	1:05.946	2:35.751
31	1:10.042	2:34.049
62	1:15.998	2:40.339
65	1:17.167	2:40.006
77	1:22.766	2:40.828
100	1:32.905	2:44.734

#### LAP 4 @ 18:10:24.803

NO	BEHIND	LAP TIME
51		2:13.794
27	0.061	2:13.584
30	0.659	2:13.925
61	3.464	2:15.227
45	6.536	2:15.605
28	9.624	2:16.328
74	13.747	2:17.271
57	13.895	2:16.897
15	14.615	2:16.980
29	14.757	2:16.894
8	27.304	2:21.209
92	33.563	2:20.945
60	35.358	2:23.160
72	37.770	2:23.370
26	37.939	2:23.143
70	41.170	2:28.717
333	48.932	2:27.662
3	55.069	2:23.902
46	56.464	2:26.944
199	57.060	2:27.114
73	58.095	2:28.374
53	1:12.990	2:29.556
25	1:13.564	2:29.938
67	1:18.207	2:32.197

69	1:23.852	2:32.130
36	1:24.807	2:32.655
31	1:27.311	2:31.063
62	1:41.364	2:39.160
65	1:45.983	2:42.610
77	1:48.539	2:39.567
100	2:04.597	2:45.486

#### LAP 5 @ 18:12:38.816

NO	BEHIND	LAP TIME
30		2:13.354
51	0.039	2:14.052
27	0.163	2:14.115
61	6.947	2:17.496
45	7.249	2:14.726
28	11.903	2:16.292
74	16.459	2:16.725
57	16.962	2:17.080
15	17.191	2:16.589
29	17.541	2:16.797
8	35.338	2:22.047
92	40.207	2:20.657
60	40.367	2:19.022
72	46.475	2:22.718
26	46.499	2:22.573
70	52.834	2:25.677
333	1:02.600	2:27.681
3	1:03.583	2:22.527
46	1:10.189	2:27.738
199	1:10.255	2:27.208
73	1:10.964	2:26.882
53	1:26.319	2:27.342
25	1:26.873	2:27.322
67	1:36.138	2:31.944
69	1:42.543	2:32.704
36	1:43.855	2:33.061
31	1:44.076	2:30.778
62	2:07.360	2:40.009
65	2:14.366	2:42.396
77	2:14.500	2:39.974
100	2:36.549	2:45.965

# BMCRC - MRO Championships 2022 - Rnd 3 @ Snetterton 300

## DFDS Yamaha Past Masters

### RACE 18 - SECTOR ANALYSIS



SECTOR 1 = FL to I1, SECTOR 2 = I1 to FL, DIFF = Difference To Personal Best Lap, P = Crossed Finish Line in Pit Lane, D = Time Disallowed

P1 30		Alan COOPER		Yamaha TZR250 - Twistgrip Motorcycles			
IDEAL LAP TIME : 2:13.328		BEST LAP TIME : 2:13.354		DIFFERENCE : 0.026			
LAP	SECTOR 1	SECTOR 2	LAP TIME	MPH	DIFF	TIME OF DAY	
1 -		44.660	2:20.319	76.16	6.965	18:03:42.467	
2 -	1:29.747	44.731	2:14.478 (3)	79.47	1.124	18:05:56.945	
3 -	1:30.529	44.063	2:14.592	79.41	1.238	18:08:11.537	
4 -	<b>1:29.538</b>	44.387	2:13.925 (2)	79.80	0.571	18:10:25.462	
5 -	1:29.564	<b>43.790</b>	<b>2:13.354 (1)</b>	<b>80.14</b>		<b>18:12:38.816</b>	

P2 51		Kevin WHOLEY		Yamaha TZR 250 - Twistgrip Motorcycles			
IDEAL LAP TIME : 2:13.726		BEST LAP TIME : 2:13.794		DIFFERENCE : 0.068			
LAP	SECTOR 1	SECTOR 2	LAP TIME	MPH	DIFF	TIME OF DAY	
1 -		44.232	2:19.689	76.51	5.895	18:03:41.837	
2 -	1:30.369	44.802	2:15.171	79.07	1.377	18:05:57.008	
3 -	1:30.113	43.888	2:14.001 (2)	79.76	0.207	18:08:11.009	
4 -	1:29.923	<b>43.871</b>	<b>2:13.794 (1)</b>	<b>79.88</b>		<b>18:10:24.803</b>	
5 -	<b>1:29.855</b>	44.197	2:14.052 (3)	79.73	0.258	18:12:38.855	

P3 27		Richard HAYWARD		Yamaha TZR 250 - Hazel Motors/ Gforce			
IDEAL LAP TIME : 2:13.268		BEST LAP TIME : 2:13.584		DIFFERENCE : 0.316			
LAP	SECTOR 1	SECTOR 2	LAP TIME	MPH	DIFF	TIME OF DAY	
1 -		44.086	2:19.864	76.41	6.280	18:03:42.012	
2 -	1:29.986	45.032	2:15.018	79.16	1.434	18:05:57.030	
3 -	1:30.202	<b>44.048</b>	2:14.250 (3)	79.61	0.666	18:08:11.280	
4 -	<b>1:29.220</b>	44.364	<b>2:13.584 (1)</b>	<b>80.01</b>		<b>18:10:24.864</b>	
5 -	1:29.938	44.177	2:14.115 (2)	79.69	0.531	18:12:38.979	

P4 61		Paul WELCH		Yamaha TZR250 -			
IDEAL LAP TIME : 2:14.132		BEST LAP TIME : 2:14.667		DIFFERENCE : 0.535			
LAP	SECTOR 1	SECTOR 2	LAP TIME	MPH	DIFF	TIME OF DAY	
1 -		44.681	2:21.362	75.60	6.695	18:03:43.510	
2 -	<b>1:29.810</b>	44.857	<b>2:14.667 (1)</b>	<b>79.36</b>		<b>18:05:58.177</b>	
3 -	1:30.541	<b>44.322</b>	2:14.863 (2)	79.25	0.196	18:08:13.040	
4 -	1:30.271	44.956	2:15.227 (3)	79.03	0.560	18:10:28.267	
5 -	1:31.990	45.506	2:17.496	77.73	2.829	18:12:45.763	

P5 45		Peter MOORE		Yamaha TZR 250 -			
IDEAL LAP TIME : 2:14.726		BEST LAP TIME : 2:14.726		DIFFERENCE : 0.000			
LAP	SECTOR 1	SECTOR 2	LAP TIME	MPH	DIFF	TIME OF DAY	
1 -		45.004	2:22.578	74.96	7.852	18:03:44.726	
2 -	1:31.257	44.591	2:15.848	78.67	1.122	18:06:00.574	
3 -	1:30.562	44.598	2:15.160 (2)	79.07	0.434	18:08:15.734	
4 -	1:30.725	44.880	2:15.605 (3)	78.81	0.879	18:10:31.339	
5 -	<b>1:30.184</b>	<b>44.542</b>	<b>2:14.726 (1)</b>	<b>79.33</b>		<b>18:12:46.065</b>	

P6 28		Liam McCARTER		Yamaha TZR 250 - Katie McCarter			
IDEAL LAP TIME : 2:15.825		BEST LAP TIME : 2:16.204		DIFFERENCE : 0.379			
LAP	SECTOR 1	SECTOR 2	LAP TIME	MPH	DIFF	TIME OF DAY	
1 -		45.674	2:23.233	74.61	7.029	18:03:45.381	
2 -	1:31.907	<b>44.607</b>	2:16.514	78.29	0.310	18:06:01.895	
3 -	1:31.310	44.894	<b>2:16.204 (1)</b>	<b>78.47</b>		<b>18:08:18.099</b>	
4 -	1:31.415	44.913	2:16.328 (3)	78.39	0.124	18:10:34.427	
5 -	<b>1:31.218</b>	45.074	2:16.292 (2)	78.42	0.088	18:12:50.719	



# BMCR - MRO Championships 2022 - Rnd 3 @ Snetterton 300

## DFDS Yamaha Past Masters

### RACE 18 - SECTOR ANALYSIS



SECTOR 1 = FL to I1, SECTOR 2 = I1 to FL, DIFF = Difference To Personal Best Lap, P = Crossed Finish Line in Pit Lane, D = Time Disallowed

P7 74		Paul WHITBY		Yamaha TZR 250 - Greybridge Ltd		
IDEAL LAP TIME : 2:16.257		BEST LAP TIME : 2:16.725		DIFFERENCE : 0.468		
LAP	SECTOR 1	SECTOR 2	LAP TIME	MPH	DIFF	TIME OF DAY
1 -		<b>45.017</b>	2:24.134	74.15	7.409	18:03:46.282
2 -	1:31.740	45.256	2:16.996 (2)	78.01	0.271	18:06:03.278
3 -	1:32.198	45.803	2:18.001	77.44	1.276	18:08:21.279
4 -	1:31.507	45.764	2:17.271 (3)	77.86	0.546	18:10:38.550
5 -	<b>1:31.240</b>	45.485	<b>2:16.725 (1)</b>	<b>78.17</b>		<b>18:12:55.275</b>

P8 57		Geoff MOOK		Yamaha TZR 250 -		
IDEAL LAP TIME : 2:16.677		BEST LAP TIME : 2:16.897		DIFFERENCE : 0.220		
LAP	SECTOR 1	SECTOR 2	LAP TIME	MPH	DIFF	TIME OF DAY
1 -		45.544	2:23.257	74.60	6.360	18:03:45.405
2 -	1:32.058	<b>45.424</b>	2:17.482 (3)	77.74	0.585	18:06:02.887
3 -	1:32.945	45.969	2:18.914	76.94	2.017	18:08:21.801
4 -	1:31.431	45.466	<b>2:16.897 (1)</b>	<b>78.07</b>		<b>18:10:38.698</b>
5 -	<b>1:31.253</b>	45.827	2:17.080 (2)	77.96	0.183	18:12:55.778

P9 15		Billy PERKINS		Yamaha TZR 250 - Ashford tarmac / Barking mad about Animals		
IDEAL LAP TIME : 2:15.819		BEST LAP TIME : 2:16.589		DIFFERENCE : 0.770		
LAP	SECTOR 1	SECTOR 2	LAP TIME	MPH	DIFF	TIME OF DAY
1 -		<b>44.955</b>	2:24.847	73.78	8.258	18:03:46.995
2 -	1:32.302	45.432	2:17.734	77.59	1.145	18:06:04.729
3 -	1:32.379	45.330	2:17.709 (3)	77.61	1.120	18:08:22.438
4 -	<b>1:30.864</b>	46.116	2:16.980 (2)	78.02	0.391	18:10:39.418
5 -	1:30.929	45.660	<b>2:16.589 (1)</b>	<b>78.24</b>		<b>18:12:56.007</b>

P10 29		Derek CRIPPS		Yamaha TZR 250 - Kelly Cripps - Team FBR		
IDEAL LAP TIME : 2:16.388		BEST LAP TIME : 2:16.797		DIFFERENCE : 0.409		
LAP	SECTOR 1	SECTOR 2	LAP TIME	MPH	DIFF	TIME OF DAY
1 -		45.555	2:25.600	73.40	8.803	18:03:47.748
2 -	1:32.060	45.566	2:17.626	77.66	0.829	18:06:05.374
3 -	1:31.765	<b>45.527</b>	2:17.292 (3)	77.84	0.495	18:08:22.666
4 -	1:31.359	45.535	2:16.894 (2)	78.07	0.097	18:10:39.560
5 -	<b>1:30.861</b>	45.936	<b>2:16.797 (1)</b>	<b>78.13</b>		<b>18:12:56.357</b>

P11 8		David BALL		Yamaha TZR250 - Gardiner Page and Roe pension consultants		
IDEAL LAP TIME : 2:20.396		BEST LAP TIME : 2:21.209		DIFFERENCE : 0.813		
LAP	SECTOR 1	SECTOR 2	LAP TIME	MPH	DIFF	TIME OF DAY
1 -		<b>45.641</b>	2:25.760	73.32	4.551	18:03:47.908
2 -	1:35.197	46.035	2:21.232 (2)	75.67	0.023	18:06:09.140
3 -	1:35.425	46.333	2:21.758 (3)	75.39	0.549	18:08:30.898
4 -	<b>1:34.755</b>	46.454	<b>2:21.209 (1)</b>	<b>75.68</b>		<b>18:10:52.107</b>
5 -	1:35.039	47.008	2:22.047	75.24	0.838	18:13:14.154

P12 92 C		Andrew MOOK		Yamaha TZR250 -		
IDEAL LAP TIME : 2:19.807		BEST LAP TIME : 2:20.657		DIFFERENCE : 0.850		
LAP	SECTOR 1	SECTOR 2	LAP TIME	MPH	DIFF	TIME OF DAY
1 -		47.444	2:30.156	71.17	9.499	18:03:52.304
2 -	1:36.444	47.194	2:23.638	74.40	2.981	18:06:15.942
3 -	1:34.748	46.731	2:21.479 (3)	75.54	0.822	18:08:37.421
4 -	1:35.032	<b>45.913</b>	2:20.945 (2)	75.83	0.288	18:10:58.366
5 -	<b>1:33.894</b>	46.763	<b>2:20.657 (1)</b>	<b>75.98</b>		<b>18:13:19.023</b>

# BMCRC - MRO Championships 2022 - Rnd 3 @ Snetterton 300

## DFDS Yamaha Past Masters

### RACE 18 - SECTOR ANALYSIS



SECTOR 1 = FL to I1, SECTOR 2 = I1 to FL, DIFF = Difference To Personal Best Lap, P = Crossed Finish Line in Pit Lane, D = Time Disallowed

P13 60 C Daniel GOUGH		Yamaha TZR 250 - Kieran Lewis/G Force Mc				
IDEAL LAP TIME : 2:18.925		BEST LAP TIME : 2:19.022		DIFFERENCE : 0.097		
LAP	SECTOR 1	SECTOR 2	LAP TIME	MPH	DIFF	TIME OF DAY
1 -		47.221	2:29.754	71.37	10.732	18:03:51.902
2 -	1:36.404	46.888	2:23.292	74.58	4.270	18:06:15.194
3 -	1:34.848	46.959	2:21.807 (2)	75.37	2.785	18:08:37.001
4 -	1:36.713	<b>46.447</b>	2:23.160 (3)	74.65	4.138	18:11:00.161
5 -	<b>1:32.478</b>	46.544	<b>2:19.022 (1)</b>	<b>76.88</b>		<b>18:13:19.183</b>

P14 72 C John HAMILTON		Yamaha TRZ250 - LW Racing				
IDEAL LAP TIME : 2:22.650		BEST LAP TIME : 2:22.718		DIFFERENCE : 0.068		
LAP	SECTOR 1	SECTOR 2	LAP TIME	MPH	DIFF	TIME OF DAY
1 -		<b>47.373</b>	2:30.043	71.23	7.325	18:03:52.191
2 -	1:36.380	47.516	2:23.896	74.27	1.178	18:06:16.087
3 -	1:35.400	47.716	2:23.116 (2)	74.68	0.398	18:08:39.203
4 -	1:35.504	47.866	2:23.370 (3)	74.54	0.652	18:11:02.573
5 -	<b>1:35.277</b>	47.441	<b>2:22.718 (1)</b>	<b>74.88</b>		<b>18:13:25.291</b>

P15 26 C Damian LEE		Yamaha TZR250 - Leed Autos				
IDEAL LAP TIME : 2:21.476		BEST LAP TIME : 2:21.476		DIFFERENCE : 0.000		
LAP	SECTOR 1	SECTOR 2	LAP TIME	MPH	DIFF	TIME OF DAY
1 -		47.865	2:32.632	70.02	11.156	18:03:54.780
2 -	1:36.058	47.285	2:23.343	74.56	1.867	18:06:18.123
3 -	<b>1:34.482</b>	<b>46.994</b>	<b>2:21.476 (1)</b>	<b>75.54</b>		<b>18:08:39.599</b>
4 -	1:35.194	47.949	2:23.143 (3)	74.66	1.667	18:11:02.742
5 -	1:35.231	47.342	2:22.573 (2)	74.96	1.097	18:13:25.315

P16 70 Andrew BURSCOUGH		Yamaha YPVS 350 - Apollo/Merlin/Abbey/Martitanium				
IDEAL LAP TIME : 2:21.721		BEST LAP TIME : 2:21.721		DIFFERENCE : 0.000		
LAP	SECTOR 1	SECTOR 2	LAP TIME	MPH	DIFF	TIME OF DAY
1 -		47.269	2:29.287	71.59	7.566	18:03:51.435
2 -	1:36.865	47.235	2:24.100 (2)	74.17	2.379	18:06:15.535
3 -	<b>1:34.981</b>	<b>46.740</b>	<b>2:21.721 (1)</b>	<b>75.41</b>		<b>18:08:37.256</b>
4 -	1:40.921	47.796	2:28.717	71.86	6.996	18:11:05.973
5 -	1:35.554	50.123	2:25.677 (3)	73.36	3.956	18:13:31.650

P17 333 C Mark STUBBERFIELD		Yamaha TZR250 - Polished concrete London				
IDEAL LAP TIME : 2:24.538		BEST LAP TIME : 2:25.233		DIFFERENCE : 0.695		
LAP	SECTOR 1	SECTOR 2	LAP TIME	MPH	DIFF	TIME OF DAY
1 -		<b>47.697</b>	2:31.946	70.34	6.713	18:03:54.094
2 -	<b>1:36.841</b>	48.392	<b>2:25.233 (1)</b>	<b>73.59</b>		<b>18:06:19.327</b>
3 -	1:37.613	49.133	2:26.746 (2)	72.83	1.513	18:08:46.073
4 -	1:38.637	49.025	2:27.662 (3)	72.38	2.429	18:11:13.735
5 -	1:38.276	49.405	2:27.681	72.37	2.448	18:13:41.416

P18 3 C Dan NEMATI		Yamaha TZR 250 -				
IDEAL LAP TIME : 2:22.527		BEST LAP TIME : 2:22.527		DIFFERENCE : 0.000		
LAP	SECTOR 1	SECTOR 2	LAP TIME	MPH	DIFF	TIME OF DAY
1 -		49.292	2:40.332	66.66	17.805	18:04:02.480
2 -	1:41.414	48.040	2:29.454	71.51	6.927	18:06:31.934
3 -	1:36.583	47.453	2:24.036 (3)	74.20	1.509	18:08:55.970
4 -	1:36.785	47.117	2:23.902 (2)	74.27	1.375	18:11:19.872
5 -	<b>1:35.511</b>	<b>47.016</b>	<b>2:22.527 (1)</b>	<b>74.98</b>		<b>18:13:42.399</b>

# BMCR - MRO Championships 2022 - Rnd 3 @ Snetterton 300

## DFDS Yamaha Past Masters

### RACE 18 - SECTOR ANALYSIS



SECTOR 1 = FL to I1, SECTOR 2 = I1 to FL, DIFF = Difference To Personal Best Lap, P = Crossed Finish Line in Pit Lane, D = Time Disallowed

P19 46		Kevin MARSHALL		Yamaha TZR250 - Stacey Processing		
IDEAL LAP TIME : 2:26.514		BEST LAP TIME : 2:26.944		DIFFERENCE : 0.430		
LAP	SECTOR 1	SECTOR 2	LAP TIME	MPH	DIFF	TIME OF DAY
1 -		48.648	2:36.976	68.08	10.032	18:03:59.124
2 -	1:38.517	49.169	2:27.686 (3)	72.37	0.742	18:06:26.810
3 -	1:38.932	48.581	2:27.513 (2)	72.45	0.569	18:08:54.323
4 -	1:38.519	<b>48.425</b>	<b>2:26.944 (1)</b>	<b>72.73</b>		<b>18:11:21.267</b>
5 -	<b>1:38.089</b>	49.649	2:27.738	72.34	0.794	18:13:49.005

P20 199 C		Michael FROST		Yamaha TZR250 -		
IDEAL LAP TIME : 2:26.026		BEST LAP TIME : 2:27.114		DIFFERENCE : 1.088		
LAP	SECTOR 1	SECTOR 2	LAP TIME	MPH	DIFF	TIME OF DAY
1 -		<b>47.699</b>	2:35.003	68.95	7.889	18:03:57.151
2 -	1:39.661	50.211	2:29.872	71.31	2.758	18:06:27.023
3 -	1:38.833	48.893	2:27.726 (3)	72.35	0.612	18:08:54.749
4 -	1:38.831	48.283	<b>2:27.114 (1)</b>	<b>72.65</b>		<b>18:11:21.863</b>
5 -	<b>1:38.327</b>	48.881	2:27.208 (2)	72.60	0.094	18:13:49.071

P21 73 C		Colvin TURNER		Yamaha TZR250 -		
IDEAL LAP TIME : 2:25.738		BEST LAP TIME : 2:26.882		DIFFERENCE : 1.144		
LAP	SECTOR 1	SECTOR 2	LAP TIME	MPH	DIFF	TIME OF DAY
1 -		<b>48.676</b>	2:34.499	69.17	7.617	18:03:56.647
2 -	1:38.691	50.621	2:29.312	71.58	2.430	18:06:25.959
3 -	1:39.150	49.415	2:28.565 (3)	71.94	1.683	18:08:54.524
4 -	1:38.959	49.415	2:28.374 (2)	72.03	1.492	18:11:22.898
5 -	<b>1:37.062</b>	49.820	<b>2:26.882 (1)</b>	<b>72.76</b>		<b>18:13:49.780</b>

P22 53 C		Alan COATES		Yamaha TZR250 - Clarendon Motorcycles Hull		
IDEAL LAP TIME : 2:27.342		BEST LAP TIME : 2:27.342		DIFFERENCE : 0.000		
LAP	SECTOR 1	SECTOR 2	LAP TIME	MPH	DIFF	TIME OF DAY
1 -		50.881	2:42.138	65.91	14.796	18:04:04.286
2 -	1:43.242	50.129	2:33.371	69.68	6.029	18:06:37.657
3 -	1:40.645	49.935	2:30.580 (3)	70.97	3.238	18:09:08.237
4 -	1:39.784	49.772	2:29.556 (2)	71.46	2.214	18:11:37.793
5 -	<b>1:38.585</b>	<b>48.757</b>	<b>2:27.342 (1)</b>	<b>72.53</b>		<b>18:14:05.135</b>

P23 25 C		Stephen WIMBLE		Yamaha TZR 250 - S.B.W Contractor		
IDEAL LAP TIME : 2:27.322		BEST LAP TIME : 2:27.322		DIFFERENCE : 0.000		
LAP	SECTOR 1	SECTOR 2	LAP TIME	MPH	DIFF	TIME OF DAY
1 -		51.691	2:44.996	64.77	17.674	18:04:07.144
2 -	1:41.607	50.324	2:31.931	70.34	4.609	18:06:39.075
3 -	1:39.801	49.553	2:29.354 (2)	71.56	2.032	18:09:08.429
4 -	1:39.771	50.167	2:29.938 (3)	71.28	2.616	18:11:38.367
5 -	<b>1:38.384</b>	<b>48.938</b>	<b>2:27.322 (1)</b>	<b>72.54</b>		<b>18:14:05.689</b>

P24 67		Mark BAILEY		Yamaha TZR 250 -		
IDEAL LAP TIME : 2:29.178		BEST LAP TIME : 2:29.178		DIFFERENCE : 0.000		
LAP	SECTOR 1	SECTOR 2	LAP TIME	MPH	DIFF	TIME OF DAY
1 -		51.708	2:45.758	64.47	16.580	18:04:07.906
2 -	1:42.534	51.195	2:33.729	69.52	4.551	18:06:41.635
3 -	<b>1:39.326</b>	<b>49.852</b>	<b>2:29.178 (1)</b>	<b>71.64</b>		<b>18:09:10.813</b>
4 -	1:39.990	52.207	2:32.197 (3)	70.22	3.019	18:11:43.010
5 -	1:40.691	51.253	2:31.944 (2)	70.34	2.766	18:14:14.954

# BMCR - MRO Championships 2022 - Rnd 3 @ Snetterton 300

## DFDS Yamaha Past Masters

### RACE 18 - SECTOR ANALYSIS



SECTOR 1 = FL to I1, SECTOR 2 = I1 to FL, DIFF = Difference To Personal Best Lap, P = Crossed Finish Line in Pit Lane, D = Time Disallowed

P25 69 C		Mark ELLERAY		Yamaha TZR250 - Abbot Solutions Ltd		
IDEAL LAP TIME : 2:31.840		BEST LAP TIME : 2:31.952		DIFFERENCE : 0.112		
LAP	SECTOR 1	SECTOR 2	LAP TIME	MPH	DIFF	TIME OF DAY
1 -		51.418	2:45.495	64.58	13.543	18:04:07.643
2 -	1:45.381	51.549	2:36.930	68.10	4.978	18:06:44.573
3 -	<b>1:41.420</b>	50.532	<b>2:31.952 (1)</b>	<b>70.33</b>		<b>18:09:16.525</b>
4 -	1:41.529	50.601	2:32.130 (2)	70.25	0.178	18:11:48.655
5 -	1:42.284	<b>50.420</b>	2:32.704 (3)	69.99	0.752	18:14:21.359

P26 36 R		Phil ZANUTTO		Yamaha TZR250 -		
IDEAL LAP TIME : 2:31.800		BEST LAP TIME : 2:32.655		DIFFERENCE : 0.855		
LAP	SECTOR 1	SECTOR 2	LAP TIME	MPH	DIFF	TIME OF DAY
1 -		52.341	2:45.107	64.73	12.452	18:04:07.255
2 -	1:42.589	51.360	2:33.949 (3)	69.42	1.294	18:06:41.204
3 -	1:43.921	51.830	2:35.751	68.62	3.096	18:09:16.955
4 -	<b>1:41.648</b>	51.007	<b>2:32.655 (1)</b>	<b>70.01</b>		<b>18:11:49.610</b>
5 -	1:42.909	<b>50.152</b>	2:33.061 (2)	69.82	0.406	18:14:22.671

P27 31 C		Rob FARMER		Yamaha TZR 250 -		
IDEAL LAP TIME : 2:30.629		BEST LAP TIME : 2:30.778		DIFFERENCE : 0.149		
LAP	SECTOR 1	SECTOR 2	LAP TIME	MPH	DIFF	TIME OF DAY
1 -		52.189	2:46.366	64.24	15.588	18:04:08.514
2 -	1:44.388	54.100	2:38.488	67.43	7.710	18:06:47.002
3 -	1:43.826	50.223	2:34.049 (3)	69.38	3.271	18:09:21.051
4 -	1:40.925	<b>50.138</b>	2:31.063 (2)	70.75	0.285	18:11:52.114
5 -	<b>1:40.491</b>	50.287	<b>2:30.778 (1)</b>	<b>70.88</b>		<b>18:14:22.892</b>

P28 62 C		David PATERSON		Yamaha TZR 2MA - The love of a good woman		
IDEAL LAP TIME : 2:37.628		BEST LAP TIME : 2:38.663		DIFFERENCE : 1.035		
LAP	SECTOR 1	SECTOR 2	LAP TIME	MPH	DIFF	TIME OF DAY
1 -		<b>53.385</b>	2:45.857	64.44	7.194	18:04:08.005
2 -	<b>1:44.243</b>	54.420	<b>2:38.663 (1)</b>	<b>67.36</b>		<b>18:06:46.668</b>
3 -	1:45.880	54.459	2:40.339	66.65	1.676	18:09:27.007
4 -	1:44.971	54.189	2:39.160 (2)	67.15	0.497	18:12:06.167
5 -	1:45.769	54.240	2:40.009 (3)	66.79	1.346	18:14:46.176

P29 65 C		Nigel TERRY		Yamaha TZR250 - NTrap Garage Doors		
IDEAL LAP TIME : 2:36.288		BEST LAP TIME : 2:38.459		DIFFERENCE : 2.171		
LAP	SECTOR 1	SECTOR 2	LAP TIME	MPH	DIFF	TIME OF DAY
1 -		<b>51.523</b>	2:47.563	63.78	9.104	18:04:09.711
2 -	<b>1:44.765</b>	53.694	<b>2:38.459 (1)</b>	<b>67.45</b>		<b>18:06:48.170</b>
3 -	1:46.689	53.317	2:40.006 (2)	66.79	1.547	18:09:28.176
4 -	1:48.619	53.991	2:42.610	65.72	4.151	18:12:10.786
5 -	1:49.590	52.806	2:42.396 (3)	65.81	3.937	18:14:53.182

P30 77 R		Adam COLLINS		Yamaha TZR250 - N/A		
IDEAL LAP TIME : 2:39.287		BEST LAP TIME : 2:39.567		DIFFERENCE : 0.280		
LAP	SECTOR 1	SECTOR 2	LAP TIME	MPH	DIFF	TIME OF DAY
1 -		<b>53.074</b>	2:50.256	62.77	10.689	18:04:12.404
2 -	1:46.778	53.765	2:40.543 (3)	66.57	0.976	18:06:52.947
3 -	1:46.903	53.925	2:40.828	66.45	1.261	18:09:33.775
4 -	<b>1:46.213</b>	53.354	<b>2:39.567 (1)</b>	<b>66.98</b>		<b>18:12:13.342</b>
5 -	1:46.486	53.488	2:39.974 (2)	66.81	0.407	18:14:53.316

# BMCRC - MRO Championships 2022 - Rnd 3 @ Snetterton 300

## DFDS Yamaha Past Masters

### RACE 18 - SECTOR ANALYSIS



SECTOR 1 = FL to I1, SECTOR 2 = I1 to FL, DIFF = Difference To Personal Best Lap, P = Crossed Finish Line in Pit Lane, D = Time Disallowed

P31		100 R		Tess BICKERSTAFF		Yamaha TZR 250 - www.ypmrc.co.uk	
IDEAL LAP TIME :		BEST LAP TIME :		DIFFERENCE :			
LAP	SECTOR 1	SECTOR 2	LAP TIME	MPH	DIFF	TIME OF DAY	
1 -		54.957	2:53.168	61.72	9.304	18:04:15.316	
2 -	<b>1:49.193</b>	<b>54.671</b>	<b>2:43.864 (1)</b>	<b>65.22</b>		<b>18:06:59.180</b>	
3 -	1:49.882	54.852	2:44.734 (2)	64.88	0.870	18:09:43.914	
4 -	1:49.807	55.679	2:45.486 (3)	64.58	1.622	18:12:29.400	
5 -	1:51.049	54.916	2:45.965	64.39	2.101	18:15:15.365	

P32		13		Doug EDMONDSON		Yamaha 350 YPVS - Ginger Bloke	
IDEAL LAP TIME :		BEST LAP TIME :		DIFFERENCE :			
LAP	SECTOR 1	SECTOR 2	LAP TIME	MPH	DIFF	TIME OF DAY	
1 -		<b>44.407</b>	2:21.738	75.40		18:03:43.886	

P33		99 C		Paul FIRTH		Yamaha TZR250 - Joanne Porter	
IDEAL LAP TIME :		BEST LAP TIME :		DIFFERENCE :			
LAP	SECTOR 1	SECTOR 2	LAP TIME	MPH	DIFF	TIME OF DAY	
1 -		<b>57.604</b>	2:58.309	59.94		18:04:20.457	

# BMCRC - MRO Championships 2022 - Rnd 3 @ Snetterton 300

## DFDS Yamaha Past Masters

### RACE 18 - BEST SECTORS

SECTOR 1			SECTOR 2			IDEAL / BEST COMPARISON						
POS	NO	NAME	TIME	NO	NAME	TIME	POS	NO	NAME	IDEAL	BEST	DIFF
									<b>PERFECT LAP</b>	<b>2:13.010</b>		
1	27	HAYWARD	1:29.220	30	COOPER	43.790	1	27	HAYWARD	2:13.268	2:13.584	0.316
2	30	COOPER	1:29.538	51	WHOLEY	43.871	2	30	COOPER	2:13.328	2:13.354	0.026
3	61	WELCH	1:29.810	27	HAYWARD	44.048	3	51	WHOLEY	2:13.726	2:13.794	0.068
4	51	WHOLEY	1:29.855	61	WELCH	44.322	4	61	WELCH	2:14.132	2:14.667	0.535
5	45	MOORE	1:30.184	13	EDMONDSON	44.407	5	45	MOORE	2:14.726	2:14.726	0.000
6	29	CRIPPS	1:30.861	45	MOORE	44.542	6	15	PERKINS	2:15.819	2:16.589	0.770
7	15	PERKINS	1:30.864	28	McCARTER	44.607	7	28	McCARTER	2:15.825	2:16.204	0.379
8	28	McCARTER	1:31.218	15	PERKINS	44.955	8	74	WHITBY	2:16.257	2:16.725	0.468
9	74	WHITBY	1:31.240	74	WHITBY	45.017	9	29	CRIPPS	2:16.388	2:16.797	0.409
10	57	MOOK	1:31.253	57	MOOK	45.424	10	57	MOOK	2:16.677	2:16.897	0.220
11	60	GOUGH	1:32.478	29	CRIPPS	45.527	11	60	GOUGH	2:18.925	2:19.022	0.097
12	92	MOOK	1:33.894	8	BALL	45.641	12	92	MOOK	2:19.807	2:20.657	0.850
13	26	LEE	1:34.482	92	MOOK	45.913	13	8	BALL	2:20.396	2:21.209	0.813
14	8	BALL	1:34.755	60	GOUGH	46.447	14	26	LEE	2:21.476	2:21.476	0.000
15	70	BURSCOUGH	1:34.981	70	BURSCOUGH	46.740	15	70	BURSCOUGH	2:21.721	2:21.721	0.000
16	72	HAMILTON	1:35.277	26	LEE	46.994	16	3	NEMATI	2:22.527	2:22.527	0.000
17	3	NEMATI	1:35.511	3	NEMATI	47.016	17	72	HAMILTON	2:22.650	2:22.718	0.068
18	333	STUBBERFIELD	1:36.841	72	HAMILTON	47.373	18	333	STUBBERFIELD	2:24.538	2:25.233	0.695
19	73	TURNER	1:37.062	333	STUBBERFIELD	47.697	19	73	TURNER	2:25.738	2:26.882	1.144
20	46	MARSHALL	1:38.089	199	FROST	47.699	20	199	FROST	2:26.026	2:27.114	1.088
21	199	FROST	1:38.327	46	MARSHALL	48.425	21	46	MARSHALL	2:26.514	2:26.944	0.430
22	25	WIMBLE	1:38.384	73	TURNER	48.676	22	25	WIMBLE	2:27.322	2:27.322	0.000
23	53	COATES	1:38.585	53	COATES	48.757	23	53	COATES	2:27.342	2:27.342	0.000
24	67	BAILEY	1:39.326	25	WIMBLE	48.938	24	67	BAILEY	2:29.178	2:29.178	0.000
25	31	FARMER	1:40.491	67	BAILEY	49.852	25	31	FARMER	2:30.629	2:30.778	0.149
26	69	ELLERAY	1:41.420	31	FARMER	50.138	26	36	ZANUTTO	2:31.800	2:32.655	0.855
27	36	ZANUTTO	1:41.648	36	ZANUTTO	50.152	27	69	ELLERAY	2:31.840	2:31.952	0.112
28	62	PATERSON	1:44.243	69	ELLERAY	50.420	28	65	TERRY	2:36.288	2:38.459	2.171
29	65	TERRY	1:44.765	65	TERRY	51.523	29	62	PATERSON	2:37.628	2:38.663	1.035
30	77	COLLINS	1:46.213	77	COLLINS	53.074	30	77	COLLINS	2:39.287	2:39.567	0.280
31	100	BICKERSTAFF	1:49.193	62	PATERSON	53.385	31	100	BICKERSTAFF	2:43.864	2:43.864	0.000
32				100	BICKERSTAFF	54.671	32	99	FIRTH			
33				99	FIRTH	57.604	33	13	EDMONDSON			

# BMCRC - MRO Championships 2022 - Rnd 3 @ Snetterton 300

## DFDS Yamaha Past Masters

### RACE 18 - STATISTICS

**Competitors Started** 33  
**Planned Start** 2022-05-07 @ 18:05:00.000  
**Actual Start** 2022-05-07 @ 18:01:22.147  
**Finish Time** 2022-05-07 @ 18:12:38.815  
**Track Length** 2.9689mi.  
**Total Laps** 157  
**Total Distance Covered** 466.1191mi.

#### Session Fastest Lap History

NO	CL	NAME	LAP TIME	TIME OF DAY	LAP	VEHICLE
30		Alan COOPER	2:14.478	18:05:56.965	2	Yamaha TZR250
51		Kevin WHOLEY	2:14.001	18:08:11.009	3	Yamaha TZR 250
51		Kevin WHOLEY	2:13.794	18:10:24.823	4	Yamaha TZR 250
27		Richard HAYWARD	2:13.584	18:10:24.871	4	Yamaha TZR 250
30		Alan COOPER	2:13.354	18:12:38.835	5	Yamaha TZR250

#### Session Leader History

NO	CL	NAME	FROM LAP	LAPS LED	DISTANCE	VEHICLE
51		Kevin WHOLEY	1	1	2.96 miles	Yamaha TZR 250
30		Alan COOPER	2	1	2.96 miles	Yamaha TZR250
51		Kevin WHOLEY	3	2	5.93 miles	Yamaha TZR 250
30		Alan COOPER	5	1	2.96 miles	Yamaha TZR250

#### Flag History

TYPE	TIME OF DAY
GREEN	18:01:22.147
FINISH	18:12:38.815

#### Flag Statistics

TYPE	COUNT	TOTAL LAPS	TOTAL TIME
Green	1	5	13:56.256
Red	0	0	0.000
Safety Car	0	0	0.000
FCY	0	0	0.000

# BMCRC - MRO Championships 2022 - Rnd 3 @ Snetterton 300

## DFDS Yamaha Past Masters

### RACE 18 - STATISTICS

**CLASS :**

15 Starters

#### Fastest Lap History

NO	NAME	LAP TIME	TIME OF DAY	LAP	VEHICLE
30	Alan COOPER	<b>2:14.478</b>	18:05:56.965	2	Yamaha TZR250
51	Kevin WHOLEY	<b>2:14.001</b>	18:08:11.009	3	Yamaha TZR 250
51	Kevin WHOLEY	<b>2:13.794</b>	18:10:24.823	4	Yamaha TZR 250
27	Richard HAYWARD	<b>2:13.584</b>	18:10:24.871	4	Yamaha TZR 250
30	Alan COOPER	<b>2:13.354</b>	18:12:38.835	5	Yamaha TZR250

#### Leader History

NO	NAME	FROM LAP	LAPS LED	DISTANCE	VEHICLE
51	Kevin WHOLEY	1	1	2.96 miles	Yamaha TZR 250
30	Alan COOPER	2	1	2.96 miles	Yamaha TZR250
51	Kevin WHOLEY	3	2	5.93 miles	Yamaha TZR 250
30	Alan COOPER	5	1	2.96 miles	Yamaha TZR250



# BMCRC - MRO Championships 2022 - Rnd 3 @ Snetterton 300

## DFDS Yamaha Past Masters

### RACE 18 - STATISTICS

CLASS : C

15 Starters

#### Fastest Lap History

NO	NAME	LAP TIME	TIME OF DAY	LAP	VEHICLE
60	Daniel GOUGH	2:23.292	18:06:15.215	2	Yamaha TZR 250
60	Daniel GOUGH	2:21.807	18:08:37.022	3	Yamaha TZR 250
92	Andrew MOOK	2:21.479	18:08:37.430	3	Yamaha TZR250
26	Damian LEE	2:21.476	18:08:39.607	3	Yamaha TZR250
92	Andrew MOOK	2:20.945	18:10:58.376	4	Yamaha TZR250
92	Andrew MOOK	2:20.657	18:13:19.033	5	Yamaha TZR250
60	Daniel GOUGH	2:19.022	18:13:19.204	5	Yamaha TZR 250

#### Leader History

NO	NAME	FROM LAP	LAPS LED	DISTANCE	VEHICLE
60	Daniel GOUGH	1	3	8.90 miles	Yamaha TZR 250
92	Andrew MOOK	4	2	5.93 miles	Yamaha TZR250

# BMCRC - MRO Championships 2022 - Rnd 3 @ Snetterton 300

## DFDS Yamaha Past Masters

### RACE 18 - STATISTICS

CLASS : R

3 Starters

#### Fastest Lap History

NO	NAME	LAP TIME	TIME OF DAY	LAP	VEHICLE
36	Phil ZANUTTO	<b>2:33.949</b>	18:06:41.210	2	Yamaha TZR250
36	Phil ZANUTTO	<b>2:32.655</b>	18:11:49.615	4	Yamaha TZR250

#### Leader History

NO	NAME	FROM LAP	LAPS LED	DISTANCE	VEHICLE
36	Phil ZANUTTO	1	5	14.84 miles	Yamaha TZR250

**BMCRC - MRO Championships 2022 - Rnd 3 @ Snetterton 300**
**DFDS Yamaha Past Masters**
**RACE 9 - GRID (7 Laps)**

ROW 14				40	<b>87</b> Denise BUTTON		
ROW 13		39	<b>71</b> Alan BUSHELL	38	<b>55</b> Paul TOLAND	37	<b>226</b> Rick PARKER
ROW 12	36	<b>81</b> Scott GRANT	35	<b>88</b> Michael STANLEY	34	<b>75</b> Anthony JOHNSON	
ROW 11		33	<b>99</b> Paul FIRTH	32	<b>100</b> Tess BICKERSTAFF	31	<b>77</b> Adam COLLINS
ROW 10		30	<b>62</b> David PATERSON	29	<b>65</b> Nigel TERRY	28	<b>36</b> Phil ZANUTTO
ROW 9		27	<b>69</b> Mark ELLERAY	26	<b>31</b> Rob FARMER	25	<b>67</b> Mark BAILEY
ROW 8		24	<b>53</b> Alan COATES	23	<b>25</b> Stephen WIMBLE	22	<b>199</b> Michael FROST
ROW 7		21	<b>46</b> Kevin MARSHALL	20	<b>73</b> Colvin TURNER	19	<b>333</b> Mark STUBBERFIELD
ROW 6		18	<b>72</b> John HAMILTON	17	<b>3</b> Dan NEMATI	16	<b>70</b> Andrew BURSCOUGH
ROW 5		15	<b>13</b> Doug EDMONDSON	14	<b>26</b> Damian LEE	13	<b>8</b> David BALL
ROW 4		12	<b>92</b> Andrew MOOK	11	<b>60</b> Daniel GOUGH	10	<b>57</b> Geoff MOOK
ROW 3		9	<b>29</b> Derek CRIPPS	8	<b>74</b> Paul WHITBY	7	<b>15</b> Billy PERKINS
ROW 2		6	<b>28</b> Liam McCARTER	5	<b>45</b> Peter MOORE	4	<b>61</b> Paul WELCH
ROW 1		3	<b>51</b> Kevin WHOLEY	2	<b>27</b> Richard HAYWARD	1	<b>30</b> Alan COOPER
							<b>Pole</b>

Snetterton 300: 2.9689 miles

These results are provisional until the conclusion of any judicial and technical matters.

Clerk Of Course :	Stewards :	Timekeeper : Craig Smith
-------------------	------------	--------------------------

 Results can be found at [www.tsl-timing.com](http://www.tsl-timing.com)

Printed - 18:18 Saturday, 07 May 2022



**BMCRC - MRO Championships 2022 - Rnd 3 @ Snetterton 300**
**DFDS Yamaha Past Masters**
**RACE 9 - CLASSIFICATION**

POS	NO	CL	PIC NAME	ENTRY	LAPS	TIME	GAP	DIFF	MPH	BEST	ON
1	30		1 Alan COOPER	Yamaha TZR250 - Twistgrip Motorcycles	7	15:32.800			80.20	2:09.613	7
2	51		2 Kevin WHOLEY	Yamaha TZR 250 - Twistgrip Motorcycles	7	15:32.812	0.012	0.012	80.20	2:11.047	7
3	27		3 Richard HAYWARD	Yamaha TZR 250 - Hazel Motors/ Gforce	7	15:34.104	1.304	1.292	80.09	2:11.311	7
4	81		4 Scott GRANT	Yamaha TZR250 - Katie, Mum and Dad	7	15:37.810	5.010	3.706	79.77	2:10.968	5
5	75		5 Anthony JOHNSON	Yamaha TZR 250 - Kev Perkins	7	15:42.756	9.956	4.946	79.35	2:12.489	5
6	45		6 Peter MOORE	Yamaha TZR 250 -	7	15:46.171	13.371	3.415	79.07	2:13.224	6
7	74		7 Paul WHITBY	Yamaha TZR 250 - Greybridge Ltd	7	15:47.805	15.005	1.634	78.93	2:14.006	3
8	61		8 Paul WELCH	Yamaha TZR250 -	7	15:48.577	15.777	0.772	78.87	2:14.173	6
9	15		9 Billy PERKINS	Yamaha TZR 250 - Ashford tarmac / Barking mad ab	7	15:56.152	23.352	7.575	78.24	2:15.123	6
10	28		10 Liam McCARTER	Yamaha TZR 250 - Katie McCarter	7	15:58.183	25.383	2.031	78.08	2:14.847	3
11	88		11 Michael STANLEY	Yamaha TZR 250 -	7	16:03.759	30.959	5.576	77.62	2:15.267	5
12	8		12 David BALL	Yamaha TZR250 - Gardiner Page and Roe pension c	7	16:04.879	32.079	1.120	77.53	2:14.980	2
13	13		13 Doug EDMONDSON	Yamaha 350 YPVS - Ginger Bloke	7	16:13.079	40.279	8.200	76.88	2:17.089	7
14	29		14 Derek CRIPPS	Yamaha TZR 250 - Kelly Cripps - Team FBR	7	16:13.161	40.361	0.082	76.87	2:16.700	7
15	55		15 Paul TOLAND	Yamaha TZR250 - Kippers keys	7	16:13.770	40.970	0.609	76.83	2:16.651	6
16	92	C	1 Andrew MOOK	Yamaha TZR250 -	7	16:14.850	42.050	1.080	76.74	2:17.290	6
17	60	C	2 Daniel GOUGH	Yamaha TZR 250 - Kieran Lewis/G Force Mc	7	16:16.388	43.588	1.538	76.62	2:17.220	5
18	26	C	3 Damian LEE	Yamaha TZR250 - Leed Autos	7	16:39.397	1:06.597	23.009	74.86	2:20.285	2
19	333	C	4 Mark STUBBERFIELD	Yamaha TZR250 - Polished concrete London	7	16:49.910	1:17.110	10.513	74.08	2:22.072	2
20	199	C	5 Michael FROST	Yamaha TZR250 -	7	17:08.003	1:35.203	18.093	72.77	2:23.556	7
21	46		16 Kevin MARSHALL	Yamaha TZR250 - Stacey Processing	7	17:08.267	1:35.467	0.264	72.75	2:24.184	7
22	3	C	6 Dan NEMATI	Yamaha TZR 250 -	7	17:09.134	1:36.334	0.867	72.69	2:23.933	7
23	73	C	7 Colvin TURNER	Yamaha TZR250 -	7	17:11.036	1:38.236	1.902	72.56	2:24.969	7
24	67		17 Mark BAILEY	Yamaha TZR 250 -	7	17:33.724	2:00.924	22.688	71.00	2:26.690	3
25	69	C	8 Mark ELLERAY	Yamaha TZR250 - Abbot Solutions Ltd	7	17:35.235	2:02.435	1.511	70.90	2:26.291	7
26	36	R	1 Phil ZANUTTO	Yamaha TZR250 -	7	17:35.380	2:02.580	0.145	70.89	2:27.077	7
27	25	C	9 Stephen WIMBLE	Yamaha TZR 250 - S.B.W Contractor	7	17:36.676	2:03.876	1.296	70.80	2:27.885	7
28	31	C	10 Rob FARMER	Yamaha TZR 250 -	7	17:42.362	2:09.562	5.686	70.42	2:29.206	6
29	62	C	11 David PATERSON	Yamaha TZR 2MA - The love of a good woman	6	15:37.798	1 Lap	1 Lap	68.38	2:33.732	4
30	65	C	12 Nigel TERRY	Yamaha TZR250 - NTrap Garage Doors	6	15:57.679	1 Lap	19.881	66.96	2:34.465	2
31	77	R	2 Adam COLLINS	Yamaha TZR250 - N/A	6	15:58.162	1 Lap	0.483	66.92	2:35.101	6
32	99	C	13 Paul FIRTH	Yamaha TZR250 - Joanne Porter	6	16:07.299	1 Lap	9.137	66.29	2:35.553	5
33	100	R	3 Tess BICKERSTAFF	Yamaha TZR 250 - www.ypmrc.co.uk	6	16:13.493	1 Lap	6.194	65.87	2:38.780	2

**NOT CLASSIFIED**

DNF	57		Geoff MOOK	Yamaha TZR 250 -	4	9:04.101	3 Laps	2 Laps	78.57	2:12.902	3
DNF	72	C	John HAMILTON	Yamaha TRZ250 - LW Racing	3	7:24.718	4 Laps	1 Lap	72.10	2:24.272	3
DNF	53	C	Alan COATES	Yamaha TZR250 - Clarendon Motorcycles Hull	2	5:21.543	5 Laps	1 Lap	66.47	2:36.117	2
DNF	70		Andrew BURSCOUGH	Yamaha YPVS 350 - Apollo/Merlin/Abbey/Martitaniur	0						
DNF	226	C	Rick PARKER	Yamaha TZR 250 - Gentle Micks Tattoo Studio	0						

**FASTEST LAP**

30		Alan COOPER	Yamaha TZR250 - Twistgrip Motorcycles	7	2:09.613	82.46 mph	132.70 kph
60	C	Daniel GOUGH	Yamaha TZR 250 - Kieran Lewis/G Force Mc	5	2:17.220	77.89 mph	125.35 kph
36	R	Phil ZANUTTO	Yamaha TZR250 -	7	2:27.077	72.66 mph	116.95 kph

Class - 92.5% of Race Speed = 74.18 mph  
 Class C - 92.5% of Race Speed = 70.98 mph  
 Class R - 92.5% of Race Speed = 65.57 mph

Race Distance: 7 Laps / 20.78 miles

Snetterton 300: 2.9689 miles

Weather / Track : Bright / Dry

These results are provisional until the conclusion of any judicial and technical matters.

Date: 08/05/2022 Start: 12:37 Finish: 12:53

Clerk Of Course :	Stewards :	Timekeeper : Craig Smith

 Results can be found at [www.tsl-timing.com](http://www.tsl-timing.com)

Printed - 12:57 Sunday, 08 May 2022



# BMCR - MRO Championships 2022 - Rnd 3 @ Snetterton 300

## DFDS Yamaha Past Masters

### RACE 9 - LAP CHART

#### LAP 1 @ 12:40:06.896

NO	BEHIND	LAP TIME
30		2:18.947
51	0.023	2:18.970
27	0.486	2:19.433
61	1.303	2:20.250
74	2.220	2:21.167
28	2.386	2:21.333
45	2.508	2:21.455
57	2.829	2:21.776
15	3.600	2:22.547
81	4.437	2:23.384
75	4.935	2:23.882
8	5.104	2:24.051
13	7.147	2:26.094
55	8.202	2:27.149
29	8.246	2:27.193
60	8.585	2:27.532
92	8.647	2:27.594
88	8.748	2:27.695
26	11.221	2:30.168
333	12.196	2:31.143
72	12.386	2:31.333
73	14.602	2:33.549
199	15.106	2:34.053
3	16.999	2:35.946
46	18.383	2:37.330
25	19.707	2:38.654
36	21.511	2:40.458
69	22.132	2:41.079
31	23.176	2:42.123
65	24.894	2:43.841
67	25.566	2:44.513
53	26.479	2:45.426
62	26.734	2:45.681
77	32.805	2:51.752
100	33.318	2:52.265
99	33.707	2:52.654

#### LAP 2 @ 12:42:19.691

NO	BEHIND	LAP TIME
30		2:12.795
51	0.166	2:12.938
27	0.503	2:12.812
57	3.324	2:13.290
61	3.531	2:15.023
81	4.029	2:12.387
74	4.095	2:14.670
45	4.149	2:14.436
28	4.993	2:15.402
75	5.326	2:13.186
15	6.259	2:15.454
8	7.289	2:14.980
88	12.484	2:16.531
13	13.697	2:19.345
55	14.500	2:19.093
29	14.755	2:19.304
92	14.913	2:19.061
60	15.511	2:19.721
26	18.711	2:20.285
333	21.473	2:22.072
72	28.704	2:29.113
199	30.351	2:28.040
46	30.750	2:25.162
73	31.500	2:29.693

3	32.019	2:27.815
25	35.808	2:28.896
36	38.103	2:29.387
69	38.605	2:29.268
31	40.581	2:30.200
67	42.221	2:29.450
65	46.564	2:34.465
62	48.413	2:34.474
53	49.801	2:36.117
77	57.806	2:37.796
100	59.303	2:38.780
99	1:02.106	2:41.194

#### LAP 3 @ 12:44:32.859

NO	BEHIND	LAP TIME
30		2:13.168
51	0.055	2:13.057
27	0.535	2:13.200
81	2.475	2:11.614
57	3.058	2:12.902
74	4.933	2:14.006
61	5.024	2:14.661
45	5.271	2:14.290
75	5.558	2:13.400
28	6.672	2:14.847
15	8.950	2:15.859
8	9.994	2:15.873
88	15.747	2:16.431
13	19.016	2:18.487
29	19.299	2:17.712
55	19.812	2:18.480
92	19.893	2:18.148
60	20.621	2:18.278
26	27.363	2:21.820
333	31.090	2:22.785
72	39.808	2:24.272
46	42.339	2:24.757
199	42.794	2:25.611
73	43.798	2:25.466
3	45.248	2:26.397
25	53.292	2:30.652
69	54.378	2:28.941
36	54.584	2:29.649
67	55.743	2:26.690
31	58.053	2:30.640
62	1:11.510	2:36.265
65	1:12.541	2:39.145
77	1:22.795	2:38.157
100	1:25.971	2:39.836
99	1:31.353	2:42.415

#### LAP 4 @ 12:46:45.353

NO	BEHIND	LAP TIME
51		2:12.439
27	0.857	2:12.816
30	0.917	2:13.411
81	2.455	2:12.474
75	6.136	2:13.072
57	6.697	2:16.133
74	7.057	2:14.618
61	7.632	2:15.102
45	7.675	2:14.898
28	10.086	2:15.908
15	12.226	2:15.770
8	15.465	2:17.965

88	19.646	2:16.393
13	23.682	2:17.160
29	23.769	2:16.964
92	24.693	2:17.294
60	25.723	2:17.596
55	26.180	2:18.862
26	37.501	2:22.632
333	41.526	2:22.930
46	55.503	2:25.658
73	57.028	2:25.724
199	57.110	2:26.810
3	58.437	2:25.683
67	1:10.675	2:27.426
36	1:11.191	2:29.101
25	1:13.092	2:32.294
69	1:13.127	2:31.243
31	1:15.723	2:30.164
62	1:32.748	2:33.732
65	1:37.234	2:37.187
77	1:48.454	2:38.153
100	1:53.302	2:39.825
99	1:58.282	2:39.423

#### LAP 5 @ 12:48:57.536

NO	BEHIND	LAP TIME
30		2:11.266
51	0.301	2:12.484
27	0.715	2:12.041
81	1.240	2:10.968
75	6.442	2:12.489
74	9.088	2:14.214
45	9.149	2:13.657
61	9.643	2:14.194
28	14.429	2:16.526
15	15.516	2:15.473
8	22.169	2:18.887
88	22.730	2:15.267
13	29.138	2:17.639
29	29.523	2:17.937
92	30.020	2:17.510
55	30.732	2:16.735
60	30.760	2:17.220
26	46.749	2:21.431
333	52.846	2:23.503
46	1:09.909	2:26.589
199	1:10.941	2:26.014
73	1:11.272	2:26.427
3	1:11.679	2:25.425
67	1:27.274	2:28.782
36	1:28.770	2:29.762
69	1:29.666	2:28.722
25	1:30.048	2:29.139
31	1:33.812	2:30.272
62	1:54.345	2:33.780
65	2:06.465	2:41.414

#### LAP 6 @ 12:51:09.714

NO	BEHIND	LAP TIME
51		2:11.877
27	1.028	2:12.491
77	1 Lap	2:37.203
30	1.422	2:13.600
81	2.028	2:12.966
75	8.067	2:13.803
99	1 Lap	2:35.553

45	10.195	2:13.224
100	1 Lap	2:41.672
74	11.269	2:14.359
61	11.638	2:14.173
15	18.461	2:15.123
28	18.852	2:16.601
88	26.480	2:15.928
8	27.167	2:17.176
13	34.225	2:17.265
29	34.696	2:17.351
92	35.132	2:17.290
55	35.205	2:16.651
60	36.241	2:17.659
26	56.294	2:21.723
333	1:04.450	2:23.782
46	1:22.318	2:24.587
199	1:22.682	2:23.919
3	1:23.436	2:23.935
73	1:24.302	2:25.208
67	1:43.731	2:28.635
36	1:46.538	2:29.946
25	1:47.026	2:29.156
69	1:47.179	2:29.691
31	1:50.840	2:29.206

#### LAP 7 @ 12:53:20.749

NO	BEHIND	LAP TIME
30		2:09.613
51	0.012	2:11.047
27	1.304	2:11.311
62	1 Lap	2:33.866
81	5.010	2:14.017
75	9.956	2:12.924
45	13.371	2:14.211
74	15.005	2:14.771
61	15.777	2:15.174
15	23.352	2:15.926
65	1 Lap	2:41.627
77	1 Lap	2:35.101
28	25.383	2:17.566
88	30.959	2:15.514
8	32.079	2:15.947
99	1 Lap	2:36.060
13	40.279	2:17.089
29	40.361	2:16.700
100	1 Lap	2:41.115
55	40.970	2:16.800
92	42.050	2:17.953
60	43.588	2:18.382
26	1:06.597	2:21.338
333	1:17.110	2:23.695
199	1:35.203	2:23.556
46	1:35.467	2:24.184
3	1:36.334	2:23.933
73	1:38.236	2:24.969
67	2:00.924	2:28.228
69	2:02.435	2:26.291
36	2:02.580	2:27.077
25	2:03.876	2:27.885
31	2:09.562	2:29.757

# BMCRC - MRO Championships 2022 - Rnd 3 @ Snetterton 300

## DFDS Yamaha Past Masters

### RACE 9 - SECTOR ANALYSIS



SECTOR 1 = FL to I1, SECTOR 2 = I1 to FL, DIFF = Difference To Personal Best Lap, P = Crossed Finish Line in Pit Lane, D = Time Disallowed

<b>P1 30</b>		<b>Alan COOPER</b>		Yamaha TZR250 - Twistgrip Motorcycles		
IDEAL LAP TIME : 2:09.613		BEST LAP TIME : 2:09.613		DIFFERENCE : 0.000		
LAP	SECTOR 1	SECTOR 2	LAP TIME	MPH	DIFF	TIME OF DAY
1 -		44.571	2:18.947	76.92	9.334	12:40:06.896
2 -	1:28.775	44.020	2:12.795 (3)	80.48	3.182	12:42:19.691
3 -	1:28.892	44.276	2:13.168	80.26	3.555	12:44:32.859
4 -	1:28.776	44.635	2:13.411	80.11	3.798	12:46:46.270
5 -	1:27.572	43.694	2:11.266 (2)	81.42	1.653	12:48:57.536
6 -	1:28.911	44.689	2:13.600	80.00	3.987	12:51:11.136
7 -	<b>1:26.431</b>	<b>43.182</b>	<b>2:09.613 (1)</b>	<b>82.46</b>		<b>12:53:20.749</b>

<b>P2 51</b>		<b>Kevin WHOLEY</b>		Yamaha TZR 250 - Twistgrip Motorcycles		
IDEAL LAP TIME : 2:11.047		BEST LAP TIME : 2:11.047		DIFFERENCE : 0.000		
LAP	SECTOR 1	SECTOR 2	LAP TIME	MPH	DIFF	TIME OF DAY
1 -		44.534	2:18.970	76.90	7.923	12:40:06.919
2 -	1:28.827	44.111	2:12.938	80.39	1.891	12:42:19.857
3 -	1:29.026	44.031	2:13.057	80.32	2.010	12:44:32.914
4 -	1:28.608	43.831	2:12.439 (3)	80.70	1.392	12:46:45.353
5 -	1:28.512	43.972	2:12.484	80.67	1.437	12:48:57.837
6 -	1:28.120	43.757	2:11.877 (2)	81.04	0.830	12:51:09.714
7 -	<b>1:27.329</b>	<b>43.718</b>	<b>2:11.047 (1)</b>	<b>81.55</b>		<b>12:53:20.761</b>

<b>P3 27</b>		<b>Richard HAYWARD</b>		Yamaha TZR 250 - Hazel Motors/ Gforce		
IDEAL LAP TIME : 2:11.311		BEST LAP TIME : 2:11.311		DIFFERENCE : 0.000		
LAP	SECTOR 1	SECTOR 2	LAP TIME	MPH	DIFF	TIME OF DAY
1 -		44.446	2:19.433	76.65	8.122	12:40:07.382
2 -	1:28.571	44.241	2:12.812	80.47	1.501	12:42:20.194
3 -	1:28.806	44.394	2:13.200	80.24	1.889	12:44:33.394
4 -	1:28.269	44.547	2:12.816	80.47	1.505	12:46:46.210
5 -	1:28.299	43.742	2:12.041 (2)	80.94	0.730	12:48:58.251
6 -	1:28.308	44.183	2:12.491 (3)	80.67	1.180	12:51:10.742
7 -	<b>1:27.678</b>	<b>43.633</b>	<b>2:11.311 (1)</b>	<b>81.39</b>		<b>12:53:22.053</b>

<b>P4 81</b>		<b>Scott GRANT</b>		Yamaha TZR250 - Katie, Mum and Dad		
IDEAL LAP TIME : 2:10.968		BEST LAP TIME : 2:10.968		DIFFERENCE : 0.000		
LAP	SECTOR 1	SECTOR 2	LAP TIME	MPH	DIFF	TIME OF DAY
1 -		44.591	2:23.384	74.54	12.416	12:40:11.333
2 -	1:28.098	44.289	2:12.387 (3)	80.73	1.419	12:42:23.720
3 -	1:27.710	43.904	2:11.614 (2)	81.20	0.646	12:44:35.334
4 -	1:28.558	43.916	2:12.474	80.68	1.506	12:46:47.808
5 -	<b>1:27.446</b>	<b>43.522</b>	<b>2:10.968 (1)</b>	<b>81.60</b>		<b>12:48:58.776</b>
6 -	1:27.660	45.306	2:12.966	80.38	1.998	12:51:11.742
7 -	1:27.950	46.067	2:14.017	79.75	3.049	12:53:25.759

<b>P5 75</b>		<b>Anthony JOHNSON</b>		Yamaha TZR 250 - Kev Perkins		
IDEAL LAP TIME : 2:12.489		BEST LAP TIME : 2:12.489		DIFFERENCE : 0.000		
LAP	SECTOR 1	SECTOR 2	LAP TIME	MPH	DIFF	TIME OF DAY
1 -		44.803	2:23.882	74.28	11.393	12:40:11.831
2 -	1:29.208	43.978	2:13.186	80.24	0.697	12:42:25.017
3 -	1:28.964	44.436	2:13.400	80.12	0.911	12:44:38.417
4 -	1:28.893	44.179	2:13.072 (3)	80.31	0.583	12:46:51.489
5 -	<b>1:28.527</b>	<b>43.962</b>	<b>2:12.489 (1)</b>	<b>80.67</b>		<b>12:49:03.978</b>
6 -	1:29.159	44.644	2:13.803	79.87	1.314	12:51:17.781
7 -	1:28.917	44.007	2:12.924 (2)	80.40	0.435	12:53:30.705

# BMCRC - MRO Championships 2022 - Rnd 3 @ Snetterton 300

## DFDS Yamaha Past Masters

### RACE 9 - SECTOR ANALYSIS



SECTOR 1 = FL to I1, SECTOR 2 = I1 to FL, DIFF = Difference To Personal Best Lap, P = Crossed Finish Line in Pit Lane, D = Time Disallowed

<b>P6 45</b>		<b>Peter MOORE</b>		Yamaha TZR 250 -			
IDEAL LAP TIME : 2:13.052		BEST LAP TIME : 2:13.224		DIFFERENCE : 0.172			
LAP	SECTOR 1	SECTOR 2	LAP TIME	MPH	DIFF	TIME OF DAY	
1 -		44.985	2:21.455	75.55	8.231	12:40:09.404	
2 -	1:28.928	45.508	2:14.436	79.50	1.212	12:42:23.840	
3 -	1:29.743	44.547	2:14.290	79.58	1.066	12:44:38.130	
4 -	1:30.086	44.812	2:14.898	79.23	1.674	12:46:53.028	
5 -	1:28.987	44.670	2:13.657 (2)	79.96	0.433	12:49:06.685	
6 -	<b>1:28.902</b>	44.322	<b>2:13.224 (1)</b>	<b>80.22</b>		<b>12:51:19.909</b>	
7 -	1:30.061	<b>44.150</b>	2:14.211 (3)	79.63	0.987	12:53:34.120	

<b>P7 74</b>		<b>Paul WHITBY</b>		Yamaha TZR 250 - Greybridge Ltd			
IDEAL LAP TIME : 2:13.490		BEST LAP TIME : 2:14.006		DIFFERENCE : 0.516			
LAP	SECTOR 1	SECTOR 2	LAP TIME	MPH	DIFF	TIME OF DAY	
1 -		44.651	2:21.167	75.71	7.161	12:40:09.116	
2 -	<b>1:29.180</b>	45.490	2:14.670	79.36	0.664	12:42:23.786	
3 -	1:29.696	<b>44.310</b>	<b>2:14.006 (1)</b>	<b>79.75</b>		<b>12:44:37.792</b>	
4 -	1:30.141	44.477	2:14.618	79.39	0.612	12:46:52.410	
5 -	1:29.439	44.775	2:14.214 (2)	79.63	0.208	12:49:06.624	
6 -	1:29.826	44.533	2:14.359 (3)	79.54	0.353	12:51:20.983	
7 -	1:30.204	44.567	2:14.771	79.30	0.765	12:53:35.754	

<b>P8 61</b>		<b>Paul WELCH</b>		Yamaha TZR250 -			
IDEAL LAP TIME : 2:13.773		BEST LAP TIME : 2:14.173		DIFFERENCE : 0.400			
LAP	SECTOR 1	SECTOR 2	LAP TIME	MPH	DIFF	TIME OF DAY	
1 -		44.675	2:20.250	76.20	6.077	12:40:08.199	
2 -	1:29.990	45.033	2:15.023	79.15	0.850	12:42:23.222	
3 -	1:29.688	44.973	2:14.661 (3)	79.37	0.488	12:44:37.883	
4 -	1:30.221	44.881	2:15.102	79.11	0.929	12:46:52.985	
5 -	<b>1:29.299</b>	44.895	2:14.194 (2)	79.64	0.021	12:49:07.179	
6 -	1:29.699	<b>44.474</b>	<b>2:14.173 (1)</b>	<b>79.65</b>		<b>12:51:21.352</b>	
7 -	1:30.312	44.862	2:15.174	79.06	1.001	12:53:36.526	

<b>P9 15</b>		<b>Billy PERKINS</b>		Yamaha TZR 250 - Ashford tarmac / Barking mad about Animals			
IDEAL LAP TIME : 2:14.948		BEST LAP TIME : 2:15.123		DIFFERENCE : 0.175			
LAP	SECTOR 1	SECTOR 2	LAP TIME	MPH	DIFF	TIME OF DAY	
1 -		<b>44.715</b>	2:22.547	74.97	7.424	12:40:10.496	
2 -	1:30.597	44.857	2:15.454 (2)	78.90	0.331	12:42:25.950	
3 -	1:30.626	45.233	2:15.859	78.67	0.736	12:44:41.809	
4 -	1:30.770	45.000	2:15.770	78.72	0.647	12:46:57.579	
5 -	1:30.567	44.906	2:15.473 (3)	78.89	0.350	12:49:13.052	
6 -	<b>1:30.233</b>	44.890	<b>2:15.123 (1)</b>	<b>79.09</b>		<b>12:51:28.175</b>	
7 -	1:30.614	45.312	2:15.926	78.63	0.803	12:53:44.101	

<b>P10 28</b>		<b>Liam McCARTER</b>		Yamaha TZR 250 - Katie McCarter			
IDEAL LAP TIME : 2:14.807		BEST LAP TIME : 2:14.847		DIFFERENCE : 0.040			
LAP	SECTOR 1	SECTOR 2	LAP TIME	MPH	DIFF	TIME OF DAY	
1 -		44.967	2:21.333	75.62	6.486	12:40:09.282	
2 -	<b>1:30.671</b>	44.731	2:15.402 (2)	78.93	0.555	12:42:24.684	
3 -	1:30.711	<b>44.136</b>	<b>2:14.847 (1)</b>	<b>79.26</b>		<b>12:44:39.531</b>	
4 -	1:31.228	44.680	2:15.908 (3)	78.64	1.061	12:46:55.439	
5 -	1:31.634	44.892	2:16.526	78.28	1.679	12:49:11.965	
6 -	1:31.648	44.953	2:16.601	78.24	1.754	12:51:28.566	
7 -	1:31.971	45.595	2:17.566	77.69	2.719	12:53:46.132	

# BMCRC - MRO Championships 2022 - Rnd 3 @ Snetterton 300

## DFDS Yamaha Past Masters

### RACE 9 - SECTOR ANALYSIS



SECTOR 1 = FL to I1, SECTOR 2 = I1 to FL, DIFF = Difference To Personal Best Lap, P = Crossed Finish Line in Pit Lane, D = Time Disallowed

P11 88		Michael STANLEY		Yamaha TZR 250 -		
IDEAL LAP TIME : 2:14.838		BEST LAP TIME : 2:15.267		DIFFERENCE : 0.429		
LAP	SECTOR 1	SECTOR 2	LAP TIME	MPH	DIFF	TIME OF DAY
1 -		45.394	2:27.695	72.36	12.428	12:40:15.644
2 -	1:31.648	44.883	2:16.531	78.28	1.264	12:42:32.175
3 -	1:31.462	44.969	2:16.431	78.34	1.164	12:44:48.606
4 -	1:31.291	45.102	2:16.393	78.36	1.126	12:47:04.999
5 -	1:30.640	<b>44.627</b>	<b>2:15.267 (1)</b>	<b>79.01</b>		<b>12:49:20.266</b>
6 -	1:31.255	44.673	2:15.928 (3)	78.63	0.661	12:51:36.194
7 -	<b>1:30.211</b>	45.303	2:15.514 (2)	78.87	0.247	12:53:51.708

P12 8		David BALL		Yamaha TZR250 - Gardiner Page and Roe pension consultants		
IDEAL LAP TIME : 2:14.831		BEST LAP TIME : 2:14.980		DIFFERENCE : 0.149		
LAP	SECTOR 1	SECTOR 2	LAP TIME	MPH	DIFF	TIME OF DAY
1 -		45.329	2:24.051	74.19	9.071	12:40:12.000
2 -	<b>1:29.925</b>	45.055	<b>2:14.980 (1)</b>	<b>79.18</b>		<b>12:42:26.980</b>
3 -	1:30.800	45.073	2:15.873 (2)	78.66	0.893	12:44:42.853
4 -	1:32.222	45.743	2:17.965	77.46	2.985	12:47:00.818
5 -	1:32.894	45.993	2:18.887	76.95	3.907	12:49:19.705
6 -	1:32.270	<b>44.906</b>	2:17.176	77.91	2.196	12:51:36.881
7 -	1:30.346	45.601	2:15.947 (3)	78.61	0.967	12:53:52.828

P13 13		Doug EDMONDSON		Yamaha 350 YPVS - Ginger Bloke		
IDEAL LAP TIME : 2:16.919		BEST LAP TIME : 2:17.089		DIFFERENCE : 0.170		
LAP	SECTOR 1	SECTOR 2	LAP TIME	MPH	DIFF	TIME OF DAY
1 -		45.908	2:26.094	73.15	9.005	12:40:14.043
2 -	1:33.006	46.339	2:19.345	76.70	2.256	12:42:33.388
3 -	1:31.859	46.628	2:18.487	77.17	1.398	12:44:51.875
4 -	<b>1:31.219</b>	45.941	2:17.160 (2)	77.92	0.071	12:47:09.035
5 -	1:31.441	46.198	2:17.639	77.65	0.550	12:49:26.674
6 -	1:31.565	<b>45.700</b>	2:17.265 (3)	77.86	0.176	12:51:43.939
7 -	1:31.378	45.711	<b>2:17.089 (1)</b>	<b>77.96</b>		<b>12:54:01.028</b>

P14 29		Derek CRIPPS		Yamaha TZR 250 - Kelly Cripps - Team FBR		
IDEAL LAP TIME : 2:16.450		BEST LAP TIME : 2:16.700		DIFFERENCE : 0.250		
LAP	SECTOR 1	SECTOR 2	LAP TIME	MPH	DIFF	TIME OF DAY
1 -		46.087	2:27.193	72.61	10.493	12:40:15.142
2 -	1:32.650	46.654	2:19.304	76.72	2.604	12:42:34.446
3 -	1:31.919	45.793	2:17.712	77.61	1.012	12:44:52.158
4 -	1:31.734	<b>45.230</b>	2:16.964 (2)	78.03	0.264	12:47:09.122
5 -	1:31.994	45.943	2:17.937	77.48	1.237	12:49:27.059
6 -	1:32.012	45.339	2:17.351 (3)	77.81	0.651	12:51:44.410
7 -	<b>1:31.220</b>	45.480	<b>2:16.700 (1)</b>	<b>78.18</b>		<b>12:54:01.110</b>

P15 55		Paul TOLAND		Yamaha TZR250 - Kippers keys		
IDEAL LAP TIME : 2:16.110		BEST LAP TIME : 2:16.651		DIFFERENCE : 0.541		
LAP	SECTOR 1	SECTOR 2	LAP TIME	MPH	DIFF	TIME OF DAY
1 -		46.019	2:27.149	72.63	10.498	12:40:15.098
2 -	1:32.215	46.878	2:19.093	76.84	2.442	12:42:34.191
3 -	1:31.881	46.599	2:18.480	77.18	1.829	12:44:52.671
4 -	1:32.402	46.460	2:18.862	76.96	2.211	12:47:11.533
5 -	1:31.275	45.460	2:16.735 (2)	78.16	0.084	12:49:28.268
6 -	1:31.345	<b>45.306</b>	<b>2:16.651 (1)</b>	<b>78.21</b>		<b>12:51:44.919</b>
7 -	<b>1:30.804</b>	45.996	2:16.800 (3)	78.12	0.149	12:54:01.719



# BMCRC - MRO Championships 2022 - Rnd 3 @ Snetterton 300

## DFDS Yamaha Past Masters

### RACE 9 - SECTOR ANALYSIS



SECTOR 1 = FL to I1, SECTOR 2 = I1 to FL, DIFF = Difference To Personal Best Lap, P = Crossed Finish Line in Pit Lane, D = Time Disallowed

P16 92 C		Andrew MOOK		Yamaha TZR250 -		
IDEAL LAP TIME : 2:16.674		BEST LAP TIME : 2:17.290		DIFFERENCE : 0.616		
LAP	SECTOR 1	SECTOR 2	LAP TIME	MPH	DIFF	TIME OF DAY
1 -		46.291	2:27.594	72.41	10.304	12:40:15.543
2 -	1:32.958	46.103	2:19.061	76.85	1.771	12:42:34.604
3 -	1:32.190	45.958	2:18.148	77.36	0.858	12:44:52.752
4 -	1:32.200	<b>45.094</b>	2:17.294 (2)	77.84	0.004	12:47:10.046
5 -	1:31.879	45.631	2:17.510 (3)	77.72	0.220	12:49:27.556
6 -	1:31.775	45.515	<b>2:17.290 (1)</b>	<b>77.85</b>		<b>12:51:44.846</b>
7 -	<b>1:31.580</b>	46.373	2:17.953	77.47	0.663	12:54:02.799

P17 60 C		Daniel GOUGH		Yamaha TZR 250 - Kieran Lewis/G Force Mc		
IDEAL LAP TIME : 2:16.839		BEST LAP TIME : 2:17.220		DIFFERENCE : 0.381		
LAP	SECTOR 1	SECTOR 2	LAP TIME	MPH	DIFF	TIME OF DAY
1 -		47.272	2:27.532	72.44	10.312	12:40:15.481
2 -	1:33.426	46.295	2:19.721	76.49	2.501	12:42:35.202
3 -	1:31.909	46.369	2:18.278	77.29	1.058	12:44:53.480
4 -	1:31.740	45.856	2:17.596 (2)	77.67	0.376	12:47:11.076
5 -	1:31.426	45.794	<b>2:17.220 (1)</b>	<b>77.89</b>		<b>12:49:28.296</b>
6 -	1:31.889	<b>45.770</b>	2:17.659 (3)	77.64	0.439	12:51:45.955
7 -	<b>1:31.069</b>	47.313	2:18.382	77.23	1.162	12:54:04.337

P18 26 C		Damian LEE		Yamaha TZR250 - Leed Autos		
IDEAL LAP TIME : 2:20.285		BEST LAP TIME : 2:20.285		DIFFERENCE : 0.000		
LAP	SECTOR 1	SECTOR 2	LAP TIME	MPH	DIFF	TIME OF DAY
1 -		47.586	2:30.168	71.17	9.883	12:40:18.117
2 -	<b>1:33.563</b>	<b>46.722</b>	<b>2:20.285 (1)</b>	<b>76.18</b>		<b>12:42:38.402</b>
3 -	1:34.185	47.635	2:21.820	75.36	1.535	12:45:00.222
4 -	1:35.219	47.413	2:22.632	74.93	2.347	12:47:22.854
5 -	1:34.417	47.014	2:21.431 (3)	75.57	1.146	12:49:44.285
6 -	1:34.829	46.894	2:21.723	75.41	1.438	12:52:06.008
7 -	1:34.361	46.977	2:21.338 (2)	75.62	1.053	12:54:27.346

P19 333 C		Mark STUBBERFIELD		Yamaha TZR250 - Polished concrete London		
IDEAL LAP TIME : 2:21.874		BEST LAP TIME : 2:22.072		DIFFERENCE : 0.198		
LAP	SECTOR 1	SECTOR 2	LAP TIME	MPH	DIFF	TIME OF DAY
1 -		<b>47.578</b>	2:31.143	70.71	9.071	12:40:19.092
2 -	<b>1:34.296</b>	47.776	<b>2:22.072 (1)</b>	<b>75.23</b>		<b>12:42:41.164</b>
3 -	1:34.947	47.838	2:22.785 (2)	74.85	0.713	12:45:03.949
4 -	1:34.956	47.974	2:22.930 (3)	74.77	0.858	12:47:26.879
5 -	1:35.122	48.381	2:23.503	74.47	1.431	12:49:50.382
6 -	1:35.481	48.301	2:23.782	74.33	1.710	12:52:14.164
7 -	1:35.364	48.331	2:23.695	74.38	1.623	12:54:37.859

P20 199 C		Michael FROST		Yamaha TZR250 -		
IDEAL LAP TIME : 2:23.414		BEST LAP TIME : 2:23.556		DIFFERENCE : 0.142		
LAP	SECTOR 1	SECTOR 2	LAP TIME	MPH	DIFF	TIME OF DAY
1 -		48.405	2:34.053	69.37	10.497	12:40:22.002
2 -	1:39.186	48.854	2:28.040	72.19	4.484	12:42:50.042
3 -	1:37.369	48.242	2:25.611 (3)	73.40	2.055	12:45:15.653
4 -	1:37.778	49.032	2:26.810	72.80	3.254	12:47:42.463
5 -	<b>1:35.973</b>	50.041	2:26.014	73.19	2.458	12:50:08.477
6 -	1:36.218	47.701	2:23.919 (2)	74.26	0.363	12:52:32.396
7 -	1:36.115	<b>47.441</b>	<b>2:23.556 (1)</b>	<b>74.45</b>		<b>12:54:55.952</b>

# BMCRC - MRO Championships 2022 - Rnd 3 @ Snetterton 300

## DFDS Yamaha Past Masters

### RACE 9 - SECTOR ANALYSIS



SECTOR 1 = FL to I1, SECTOR 2 = I1 to FL, DIFF = Difference To Personal Best Lap, P = Crossed Finish Line in Pit Lane, D = Time Disallowed

P21 46		Kevin MARSHALL		Yamaha TZR250 - Stacey Processing		
IDEAL LAP TIME : 2:23.669		BEST LAP TIME : 2:24.184		DIFFERENCE : 0.515		
LAP	SECTOR 1	SECTOR 2	LAP TIME	MPH	DIFF	TIME OF DAY
1 -		48.794	2:37.330	67.93	13.146	12:40:25.279
2 -	1:36.200	48.962	2:25.162	73.62	0.978	12:42:50.441
3 -	1:36.252	48.505	2:24.757 (3)	73.83	0.573	12:45:15.198
4 -	1:36.836	48.822	2:25.658	73.37	1.474	12:47:40.856
5 -	1:37.261	49.328	2:26.589	72.91	2.405	12:50:07.445
6 -	<b>1:35.958</b>	48.629	2:24.587 (2)	73.92	0.403	12:52:32.032
7 -	1:36.473	<b>47.711</b>	<b>2:24.184 (1)</b>	<b>74.12</b>		<b>12:54:56.216</b>

P22 3 C		Dan NEMATI		Yamaha TZR 250 -		
IDEAL LAP TIME : 2:23.797		BEST LAP TIME : 2:23.933		DIFFERENCE : 0.136		
LAP	SECTOR 1	SECTOR 2	LAP TIME	MPH	DIFF	TIME OF DAY
1 -		49.069	2:35.946	68.53	12.013	12:40:23.895
2 -	1:37.825	49.990	2:27.815	72.30	3.882	12:42:51.710
3 -	1:37.455	48.942	2:26.397	73.00	2.464	12:45:18.107
4 -	1:37.107	48.576	2:25.683	73.36	1.750	12:47:43.790
5 -	1:36.753	48.672	2:25.425 (3)	73.49	1.492	12:50:09.215
6 -	1:36.243	<b>47.692</b>	2:23.935 (2)	74.25	0.002	12:52:33.150
7 -	<b>1:36.105</b>	47.828	<b>2:23.933 (1)</b>	<b>74.25</b>		<b>12:54:57.083</b>

P23 73 C		Colvin TURNER		Yamaha TZR250 -		
IDEAL LAP TIME : 2:24.021		BEST LAP TIME : 2:24.969		DIFFERENCE : 0.948		
LAP	SECTOR 1	SECTOR 2	LAP TIME	MPH	DIFF	TIME OF DAY
1 -		48.331	2:33.549	69.60	8.580	12:40:21.498
2 -	1:40.160	49.533	2:29.693	71.40	4.724	12:42:51.191
3 -	1:36.926	48.540	2:25.466 (3)	73.47	0.497	12:45:16.657
4 -	1:36.698	49.026	2:25.724	73.34	0.755	12:47:42.381
5 -	1:36.173	50.254	2:26.427	72.99	1.458	12:50:08.808
6 -	1:37.096	<b>48.112</b>	2:25.208 (2)	73.60	0.239	12:52:34.016
7 -	<b>1:35.909</b>	49.060	<b>2:24.969 (1)</b>	<b>73.72</b>		<b>12:54:58.985</b>

P24 67		Mark BAILEY		Yamaha TZR 250 -		
IDEAL LAP TIME : 2:26.690		BEST LAP TIME : 2:26.690		DIFFERENCE : 0.000		
LAP	SECTOR 1	SECTOR 2	LAP TIME	MPH	DIFF	TIME OF DAY
1 -		51.279	2:44.513	64.96	17.823	12:40:32.462
2 -	1:39.049	50.401	2:29.450	71.51	2.760	12:43:01.912
3 -	<b>1:37.932</b>	<b>48.758</b>	<b>2:26.690 (1)</b>	<b>72.86</b>		<b>12:45:28.602</b>
4 -	<b>1:37.932</b>	49.494	2:27.426 (2)	72.49	0.736	12:47:56.028
5 -	1:38.808	49.974	2:28.782	71.83	2.092	12:50:24.810
6 -	1:39.071	49.564	2:28.635	71.90	1.945	12:52:53.445
7 -	1:37.961	50.267	2:28.228 (3)	72.10	1.538	12:55:21.673

P25 69 C		Mark ELLERAY		Yamaha TZR250 - Abbot Solutions Ltd		
IDEAL LAP TIME : 2:26.291		BEST LAP TIME : 2:26.291		DIFFERENCE : 0.000		
LAP	SECTOR 1	SECTOR 2	LAP TIME	MPH	DIFF	TIME OF DAY
1 -		50.438	2:41.079	66.35	14.788	12:40:29.028
2 -	1:39.255	50.013	2:29.268	71.60	2.977	12:42:58.296
3 -	1:39.238	49.703	2:28.941 (3)	71.76	2.650	12:45:27.237
4 -	1:41.219	50.024	2:31.243	70.66	4.952	12:47:58.480
5 -	1:38.624	50.098	2:28.722 (2)	71.86	2.431	12:50:27.202
6 -	1:39.515	50.176	2:29.691	71.40	3.400	12:52:56.893
7 -	<b>1:37.857</b>	<b>48.434</b>	<b>2:26.291 (1)</b>	<b>73.06</b>		<b>12:55:23.184</b>

# BMCRC - MRO Championships 2022 - Rnd 3 @ Snetterton 300

## DFDS Yamaha Past Masters

### RACE 9 - SECTOR ANALYSIS



SECTOR 1 = FL to I1, SECTOR 2 = I1 to FL, DIFF = Difference To Personal Best Lap, P = Crossed Finish Line in Pit Lane, D = Time Disallowed

P26 36 R		Phil ZANUTTO		Yamaha TZR250 -		
IDEAL LAP TIME : 2:27.077		BEST LAP TIME : 2:27.077		DIFFERENCE : 0.000		
LAP	SECTOR 1	SECTOR 2	LAP TIME	MPH	DIFF	TIME OF DAY
1 -		50.339	2:40.458	66.60	13.381	12:40:28.407
2 -	1:39.465	49.922	2:29.387 (3)	71.54	2.310	12:42:57.794
3 -	1:39.432	50.217	2:29.649	71.42	2.572	12:45:27.443
4 -	1:39.432	49.669	2:29.101 (2)	71.68	2.024	12:47:56.544
5 -	1:39.623	50.139	2:29.762	71.36	2.685	12:50:26.306
6 -	1:39.076	50.870	2:29.946	71.27	2.869	12:52:56.252
7 -	<b>1:38.124</b>	<b>48.953</b>	<b>2:27.077 (1)</b>	<b>72.66</b>		<b>12:55:23.329</b>

P27 25 C		Stephen WIMBLE		Yamaha TZR 250 - S.B.W Contractor		
IDEAL LAP TIME : 2:27.724		BEST LAP TIME : 2:27.885		DIFFERENCE : 0.161		
LAP	SECTOR 1	SECTOR 2	LAP TIME	MPH	DIFF	TIME OF DAY
1 -		<b>49.598</b>	2:38.654	67.36	10.769	12:40:26.603
2 -	1:38.272	50.624	2:28.896 (2)	71.78	1.011	12:42:55.499
3 -	1:40.147	50.505	2:30.652	70.94	2.767	12:45:26.151
4 -	1:42.063	50.231	2:32.294	70.18	4.409	12:47:58.445
5 -	1:38.876	50.263	2:29.139 (3)	71.66	1.254	12:50:27.584
6 -	1:38.819	50.337	2:29.156	71.65	1.271	12:52:56.740
7 -	<b>1:38.126</b>	49.759	<b>2:27.885 (1)</b>	<b>72.27</b>		<b>12:55:24.625</b>

P28 31 C		Rob FARMER		Yamaha TZR 250 -		
IDEAL LAP TIME : 2:29.206		BEST LAP TIME : 2:29.206		DIFFERENCE : 0.000		
LAP	SECTOR 1	SECTOR 2	LAP TIME	MPH	DIFF	TIME OF DAY
1 -		50.056	2:42.123	65.92	12.917	12:40:30.072
2 -	1:39.308	50.892	2:30.200	71.15	0.994	12:43:00.272
3 -	1:39.500	51.140	2:30.640	70.95	1.434	12:45:30.912
4 -	1:39.816	50.348	2:30.164 (3)	71.17	0.958	12:48:01.076
5 -	1:40.242	50.030	2:30.272	71.12	1.066	12:50:31.348
6 -	<b>1:39.305</b>	<b>49.901</b>	<b>2:29.206 (1)</b>	<b>71.63</b>		<b>12:53:00.554</b>
7 -	1:39.452	50.305	2:29.757 (2)	71.36	0.551	12:55:30.311

P29 62 C		David PATERSON		Yamaha TZR 2MA - The love of a good woman		
IDEAL LAP TIME : 2:33.467		BEST LAP TIME : 2:33.732		DIFFERENCE : 0.265		
LAP	SECTOR 1	SECTOR 2	LAP TIME	MPH	DIFF	TIME OF DAY
1 -		<b>51.770</b>	2:45.681	64.51	11.949	12:40:33.630
2 -	1:42.162	52.312	2:34.474	69.19	0.742	12:43:08.104
3 -	1:43.464	52.801	2:36.265	68.39	2.533	12:45:44.369
4 -	1:41.713	52.019	<b>2:33.732 (1)</b>	<b>69.52</b>		<b>12:48:18.101</b>
5 -	<b>1:41.697</b>	52.083	2:33.780 (2)	69.50	0.048	12:50:51.881
6 -	1:42.003	51.863	2:33.866 (3)	69.46	0.134	12:53:25.747

P30 65 C		Nigel TERRY		Yamaha TZR250 - NTrap Garage Doors		
IDEAL LAP TIME : 2:34.004		BEST LAP TIME : 2:34.465		DIFFERENCE : 0.461		
LAP	SECTOR 1	SECTOR 2	LAP TIME	MPH	DIFF	TIME OF DAY
1 -		<b>51.649</b>	2:43.841	65.23	9.376	12:40:31.790
2 -	<b>1:42.355</b>	52.110	<b>2:34.465 (1)</b>	<b>69.19</b>		<b>12:43:06.255</b>
3 -	1:46.491	52.654	2:39.145 (3)	67.15	4.680	12:45:45.400
4 -	1:44.400	52.787	2:37.187 (2)	67.99	2.722	12:48:22.587
5 -	1:47.731	53.683	2:41.414	66.21	6.949	12:51:04.001
6 -	1:48.237	53.390	2:41.627	66.12	7.162	12:53:45.628

# BMCRC - MRO Championships 2022 - Rnd 3 @ Snetterton 300

## DFDS Yamaha Past Masters

### RACE 9 - SECTOR ANALYSIS



SECTOR 1 = FL to I1, SECTOR 2 = I1 to FL, DIFF = Difference To Personal Best Lap, P = Crossed Finish Line in Pit Lane, D = Time Disallowed

P31 77 R Adam COLLINS		Yamaha TZR250 - N/A				
IDEAL LAP TIME : 2:35.101		BEST LAP TIME : 2:35.101		DIFFERENCE : 0.000		
LAP	SECTOR 1	SECTOR 2	LAP TIME	MPH	DIFF	TIME OF DAY
1 -		53.624	2:51.752	62.22	16.651	12:40:39.701
2 -	1:45.113	52.683	2:37.796 (3)	67.73	2.695	12:43:17.497
3 -	1:45.061	53.096	2:38.157	67.57	3.056	12:45:55.654
4 -	1:44.711	53.442	2:38.153	67.58	3.052	12:48:33.807
5 -	1:44.698	52.505	2:37.203 (2)	67.98	2.102	12:51:11.010
6 -	<b>1:43.153</b>	<b>51.948</b>	<b>2:35.101 (1)</b>	<b>68.91</b>		<b>12:53:46.111</b>

P32 99 C Paul FIRTH		Yamaha TZR250 - Joanne Porter				
IDEAL LAP TIME : 2:35.553		BEST LAP TIME : 2:35.553		DIFFERENCE : 0.000		
LAP	SECTOR 1	SECTOR 2	LAP TIME	MPH	DIFF	TIME OF DAY
1 -		53.904	2:52.654	61.90	17.101	12:40:40.603
2 -	1:46.812	54.382	2:41.194	66.30	5.641	12:43:21.797
3 -	1:48.055	54.360	2:42.415	65.80	6.862	12:46:04.212
4 -	1:45.949	53.474	2:39.423 (3)	67.04	3.870	12:48:43.635
5 -	<b>1:43.432</b>	<b>52.121</b>	<b>2:35.553 (1)</b>	<b>68.71</b>		<b>12:51:19.188</b>
6 -	1:43.450	52.610	2:36.060 (2)	68.48	0.507	12:53:55.248

P33 100 R Tess BICKERSTAFF		Yamaha TZR 250 - www.ypmrc.co.uk				
IDEAL LAP TIME : 2:38.780		BEST LAP TIME : 2:38.780		DIFFERENCE : 0.000		
LAP	SECTOR 1	SECTOR 2	LAP TIME	MPH	DIFF	TIME OF DAY
1 -		53.664	2:52.265	62.04	13.485	12:40:40.214
2 -	<b>1:45.723</b>	<b>53.057</b>	<b>2:38.780 (1)</b>	<b>67.31</b>		<b>12:43:18.994</b>
3 -	1:46.274	53.562	2:39.836 (3)	66.86	1.056	12:45:58.830
4 -	1:46.482	53.343	2:39.825 (2)	66.87	1.045	12:48:38.655
5 -	1:46.044	55.628	2:41.672	66.10	2.892	12:51:20.327
6 -	1:46.095	55.020	2:41.115	66.33	2.335	12:54:01.442

P34 57 Geoff MOOK		Yamaha TZR 250 -				
IDEAL LAP TIME : 2:12.496		BEST LAP TIME : 2:12.902		DIFFERENCE : 0.406		
LAP	SECTOR 1	SECTOR 2	LAP TIME	MPH	DIFF	TIME OF DAY
1 -		44.694	2:21.776	75.38	8.874	12:40:09.725
2 -	1:28.837	44.453	2:13.290 (2)	80.18	0.388	12:42:23.015
3 -	1:28.594	<b>44.308</b>	<b>2:12.902 (1)</b>	<b>80.42</b>		<b>12:44:35.917</b>
4 -	<b>1:28.188</b>	47.945	2:16.133 (3)	78.51	3.231	12:46:52.050

P35 72 C John HAMILTON		Yamaha TRZ250 - LW Racing				
IDEAL LAP TIME : 2:23.006		BEST LAP TIME : 2:24.272		DIFFERENCE : 1.266		
LAP	SECTOR 1	SECTOR 2	LAP TIME	MPH	DIFF	TIME OF DAY
1 -		<b>47.231</b>	2:31.333	70.62	7.061	12:40:19.282
2 -	1:41.439	47.674	2:29.113 (2)	71.67	4.841	12:42:48.395
3 -	<b>1:35.775</b>	48.497	<b>2:24.272 (1)</b>	<b>74.08</b>		<b>12:45:12.667</b>

P36 53 C Alan COATES		Yamaha TZR250 - Clarendon Motorcycles Hull				
IDEAL LAP TIME : 2:35.223		BEST LAP TIME : 2:36.117		DIFFERENCE : 0.894		
LAP	SECTOR 1	SECTOR 2	LAP TIME	MPH	DIFF	TIME OF DAY
1 -		<b>51.895</b>	2:45.426	64.60	9.309	12:40:33.375
2 -	<b>1:43.328</b>	52.789	<b>2:36.117 (1)</b>	<b>68.46</b>		<b>12:43:09.492</b>

# BMCRC - MRO Championships 2022 - Rnd 3 @ Snetterton 300

## DFDS Yamaha Past Masters

### RACE 9 - BEST SECTORS

SECTOR 1				SECTOR 2				IDEAL / BEST COMPARISON				
POS	NO	NAME	TIME	NO	NAME	TIME	POS	NO	NAME	IDEAL	BEST	DIFF
									<b>PERFECT LAP</b>	<b>2:09.613</b>		
1	30	COOPER	1:26.431	30	COOPER	43.182	1	30	COOPER	2:09.613	2:09.613	0.000
2	51	WHOLEY	1:27.329	81	GRANT	43.522	2	81	GRANT	2:10.968	2:10.968	0.000
3	81	GRANT	1:27.446	27	HAYWARD	43.633	3	51	WHOLEY	2:11.047	2:11.047	0.000
4	27	HAYWARD	1:27.678	51	WHOLEY	43.718	4	27	HAYWARD	2:11.311	2:11.311	0.000
5	57	MOOK	1:28.188	75	JOHNSON	43.962	5	75	JOHNSON	2:12.489	2:12.489	0.000
6	75	JOHNSON	1:28.527	28	McCARTER	44.136	6	57	MOOK	2:12.496	2:12.902	0.406
7	45	MOORE	1:28.902	45	MOORE	44.150	7	45	MOORE	2:13.052	2:13.224	0.172
8	74	WHITBY	1:29.180	57	MOOK	44.308	8	74	WHITBY	2:13.490	2:14.006	0.516
9	61	WELCH	1:29.299	74	WHITBY	44.310	9	61	WELCH	2:13.773	2:14.173	0.400
10	8	BALL	1:29.925	61	WELCH	44.474	10	28	McCARTER	2:14.807	2:14.847	0.040
11	88	STANLEY	1:30.211	88	STANLEY	44.627	11	8	BALL	2:14.831	2:14.980	0.149
12	15	PERKINS	1:30.233	15	PERKINS	44.715	12	88	STANLEY	2:14.838	2:15.267	0.429
13	28	McCARTER	1:30.671	8	BALL	44.906	13	15	PERKINS	2:14.948	2:15.123	0.175
14	55	TOLAND	1:30.804	92	MOOK	45.094	14	55	TOLAND	2:16.110	2:16.651	0.541
15	60	GOUGH	1:31.069	29	CRIPPS	45.230	15	29	CRIPPS	2:16.450	2:16.700	0.250
16	13	EDMONDSON	1:31.219	55	TOLAND	45.306	16	92	MOOK	2:16.674	2:17.290	0.616
17	29	CRIPPS	1:31.220	13	EDMONDSON	45.700	17	60	GOUGH	2:16.839	2:17.220	0.381
18	92	MOOK	1:31.580	60	GOUGH	45.770	18	13	EDMONDSON	2:16.919	2:17.089	0.170
19	26	LEE	1:33.563	26	LEE	46.722	19	26	LEE	2:20.285	2:20.285	0.000
20	333	STUBBERFIELD	1:34.296	72	HAMILTON	47.231	20	333	STUBBERFIELD	2:21.874	2:22.072	0.198
21	72	HAMILTON	1:35.775	199	FROST	47.441	21	72	HAMILTON	2:23.006	2:24.272	1.266
22	73	TURNER	1:35.909	333	STUBBERFIELD	47.578	22	199	FROST	2:23.414	2:23.556	0.142
23	46	MARSHALL	1:35.958	3	NEMATI	47.692	23	46	MARSHALL	2:23.669	2:24.184	0.515
24	199	FROST	1:35.973	46	MARSHALL	47.711	24	3	NEMATI	2:23.797	2:23.933	0.136
25	3	NEMATI	1:36.105	73	TURNER	48.112	25	73	TURNER	2:24.021	2:24.969	0.948
26	69	ELLERAY	1:37.857	69	ELLERAY	48.434	26	69	ELLERAY	2:26.291	2:26.291	0.000
27	67	BAILEY	1:37.932	67	BAILEY	48.758	27	67	BAILEY	2:26.690	2:26.690	0.000
28	36	ZANUTTO	1:38.124	36	ZANUTTO	48.953	28	36	ZANUTTO	2:27.077	2:27.077	0.000
29	25	WIMBLE	1:38.126	25	WIMBLE	49.598	29	25	WIMBLE	2:27.724	2:27.885	0.161
30	31	FARMER	1:39.305	31	FARMER	49.901	30	31	FARMER	2:29.206	2:29.206	0.000
31	62	PATERSON	1:41.697	65	TERRY	51.649	31	62	PATERSON	2:33.467	2:33.732	0.265
32	65	TERRY	1:42.355	62	PATERSON	51.770	32	65	TERRY	2:34.004	2:34.465	0.461
33	77	COLLINS	1:43.153	53	COATES	51.895	33	77	COLLINS	2:35.101	2:35.101	0.000
34	53	COATES	1:43.328	77	COLLINS	51.948	34	53	COATES	2:35.223	2:36.117	0.894
35	99	FIRTH	1:43.432	99	FIRTH	52.121	35	99	FIRTH	2:35.553	2:35.553	0.000
36	100	BICKERSTAFF	1:45.723	100	BICKERSTAFF	53.057	36	100	BICKERSTAFF	2:38.780	2:38.780	0.000
37												
38												

# BMCRC - MRO Championships 2022 - Rnd 3 @ Snetterton 300

## DFDS Yamaha Past Masters

### RACE 9 - STATISTICS

**Competitors Started** 37  
**Planned Start** 2022-05-08 @ 12:40:00.000  
**Actual Start** 2022-05-08 @ 12:37:47.949  
**Finish Time** 2022-05-08 @ 12:53:20.748  
**Track Length** 2.9689mi.  
**Total Laps** 235  
**Total Distance Covered** 697.6942mi.

#### Session Fastest Lap History

NO	CL	NAME	LAP TIME	TIME OF DAY	LAP	VEHICLE
30		Alan COOPER	<b>2:12.795</b>	12:42:19.711	2	Yamaha TZR250
81		Scott GRANT	<b>2:12.387</b>	12:42:23.726	2	Yamaha TZR250
81		Scott GRANT	<b>2:11.614</b>	12:44:35.341	3	Yamaha TZR250
30		Alan COOPER	<b>2:11.266</b>	12:48:57.556	5	Yamaha TZR250
81		Scott GRANT	<b>2:10.968</b>	12:48:58.784	5	Yamaha TZR250
30		Alan COOPER	<b>2:09.613</b>	12:53:20.770	7	Yamaha TZR250

#### Session Leader History

NO	CL	NAME	FROM LAP	LAPS LED	DISTANCE	VEHICLE
30		Alan COOPER	1	3	8.90 miles	Yamaha TZR250
51		Kevin WHOLEY	4	1	2.96 miles	Yamaha TZR 250
30		Alan COOPER	5	1	2.96 miles	Yamaha TZR250
51		Kevin WHOLEY	6	1	2.96 miles	Yamaha TZR 250
30		Alan COOPER	7	1	2.96 miles	Yamaha TZR250

#### Flag History

TYPE	TIME OF DAY
GREEN	12:37:47.949
FINISH	12:53:20.748

#### Flag Statistics

TYPE	COUNT	TOTAL LAPS	TOTAL TIME
Green	1	7	17:55.200
Red	0	0	0.000
Safety Car	0	0	0.000
FCY	0	0	0.000

# BMCRC - MRO Championships 2022 - Rnd 3 @ Snetterton 300

## DFDS Yamaha Past Masters

### RACE 9 - STATISTICS

CLASS :

19 Starters

#### Fastest Lap History

NO	NAME	LAP TIME	TIME OF DAY	LAP	VEHICLE
30	Alan COOPER	<b>2:12.795</b>	12:42:19.711	2	Yamaha TZR250
81	Scott GRANT	<b>2:12.387</b>	12:42:23.726	2	Yamaha TZR250
81	Scott GRANT	<b>2:11.614</b>	12:44:35.341	3	Yamaha TZR250
30	Alan COOPER	<b>2:11.266</b>	12:48:57.556	5	Yamaha TZR250
81	Scott GRANT	<b>2:10.968</b>	12:48:58.784	5	Yamaha TZR250
30	Alan COOPER	<b>2:09.613</b>	12:53:20.770	7	Yamaha TZR250

#### Leader History

NO	NAME	FROM LAP	LAPS LED	DISTANCE	VEHICLE
30	Alan COOPER	1	3	8.90 miles	Yamaha TZR250
51	Kevin WHOLEY	4	1	2.96 miles	Yamaha TZR 250
30	Alan COOPER	5	1	2.96 miles	Yamaha TZR250
51	Kevin WHOLEY	6	1	2.96 miles	Yamaha TZR 250
30	Alan COOPER	7	1	2.96 miles	Yamaha TZR250

# BMCRC - MRO Championships 2022 - Rnd 3 @ Snetterton 300

## DFDS Yamaha Past Masters

### RACE 9 - STATISTICS

**CLASS : C**

15 Starters

#### Fastest Lap History

NO	NAME	LAP TIME	TIME OF DAY	LAP	VEHICLE
92	Andrew MOOK	2:19.061	12:42:34.613	2	Yamaha TZR250
92	Andrew MOOK	2:18.148	12:44:52.761	3	Yamaha TZR250
92	Andrew MOOK	2:17.294	12:47:10.055	4	Yamaha TZR250
60	Daniel GOUGH	2:17.220	12:49:28.296	5	Yamaha TZR 250

#### Leader History

NO	NAME	FROM LAP	LAPS LED	DISTANCE	VEHICLE
60	Daniel GOUGH	1	1	2.96 miles	Yamaha TZR 250
92	Andrew MOOK	2	6	17.81 miles	Yamaha TZR250



# BMCRC - MRO Championships 2022 - Rnd 3 @ Snetterton 300

## DFDS Yamaha Past Masters

### RACE 9 - STATISTICS

**CLASS : R**

**3 Starters**

#### Fastest Lap History

NO	NAME	LAP TIME	TIME OF DAY	LAP	VEHICLE
36	Phil ZANUTTO	<b>2:29.387</b>	12:42:57.799	2	Yamaha TZR250
36	Phil ZANUTTO	<b>2:29.101</b>	12:47:56.549	4	Yamaha TZR250
36	Phil ZANUTTO	<b>2:27.077</b>	12:55:23.333	7	Yamaha TZR250

#### Leader History

NO	NAME	FROM LAP	LAPS LED	DISTANCE	VEHICLE
36	Phil ZANUTTO	1	7	20.78 miles	Yamaha TZR250

**BMCRC - MRO Championships 2022 - Rnd 3 @ Snetterton 300**
**DFDS Yamaha Past Masters**
**RACE 19 - GRID (7 Laps)**

ROW 13	39	<b>71</b> Alan BUSHELL	38	<b>226</b> Rick PARKER	37	<b>100</b> Tess BICKERSTAFF	2:38.780
ROW 12	36	<b>53</b> Alan COATES	35	<b>99</b> Paul FIRTH	34	<b>77</b> Adam COLLINS	2:36.117 2:35.553 2:35.101
ROW 11	33	<b>65</b> Nigel TERRY	32	<b>62</b> David PATERSON	31	<b>31</b> Rob FARMER	2:34.465 2:33.732 2:29.206
ROW 10	30	<b>25</b> Stephen WIMBLE	29	<b>36</b> Phil ZANUTTO	28	<b>67</b> Mark BAILEY	2:27.885 2:27.077 2:26.690
ROW 9	27	<b>69</b> Mark ELLERAY	26	<b>73</b> Colvin TURNER	25	<b>72</b> John HAMILTON	2:26.291 2:24.969 2:24.272
ROW 8	24	<b>46</b> Kevin MARSHALL	23	<b>3</b> Dan NEMATI	22	<b>70</b> Andrew BURSCOUGH	2:24.184 2:23.933
ROW 7	21	<b>199</b> Michael FROST	20	<b>333</b> Mark STUBBERFIELD	19	<b>26</b> Damian LEE	2:23.556 2:22.072 2:20.285
ROW 6	18	<b>92</b> Andrew MOOK	17	<b>60</b> Daniel GOUGH	16	<b>13</b> Doug EDMONDSON	2:17.290 2:17.220 2:17.089
ROW 5	15	<b>29</b> Derek CRIPPS	14	<b>55</b> Paul TOLAND	13	<b>88</b> Michael STANLEY	2:16.700 2:16.651 2:15.267
ROW 4	12	<b>15</b> Billy PERKINS	11	<b>8</b> David BALL	10	<b>28</b> Liam McCARTER	2:15.123 2:14.980 2:14.847
ROW 3	9	<b>61</b> Paul WELCH	8	<b>74</b> Paul WHITBY	7	<b>45</b> Peter MOORE	2:14.173 2:14.006 2:13.224
ROW 2	6	<b>57</b> Geoff MOOK	5	<b>75</b> Anthony JOHNSON	4	<b>27</b> Richard HAYWARD	2:12.902 2:12.489 2:11.311
ROW 1	3	<b>51</b> Kevin WHOLEY	2	<b>81</b> Scott GRANT	1	<b>30</b> Alan COOPER	2:11.047 2:10.968 2:09.613
							<b>Pole</b>

Snetterton 300: 2.9689 miles

These results are provisional until the conclusion of any judicial and technical matters.

Clerk Of Course :	Stewards :	Timekeeper : Craig Smith
-------------------	------------	--------------------------

 Results can be found at [www.tsl-timing.com](http://www.tsl-timing.com)

Printed - 12:59 Sunday, 08 May 2022



**BMCRC - MRO Championships 2022 - Rnd 3 @ Snetterton 300**
**DFDS Yamaha Past Masters**
**RACE 19 - CLASSIFICATION**

POS	NO	CL	PIC NAME	ENTRY	LAPS	TIME	GAP	DIFF	MPH	BEST	ON
1	75		1 Anthony JOHNSON	Yamaha TZR 250 - Kev Perkins	4	8:54.500			79.98	2:11.329	4
2	81		2 Scott GRANT	Yamaha TZR250 - Katie, Mum and Dad	4	8:54.660	0.160	0.160	79.96	2:11.291	4
3	30		3 Alan COOPER	Yamaha TZR250 - Twistgrip Motorcycles	4	8:54.791	0.291	0.131	79.94	2:10.779	4
4	51		4 Kevin WHOLEY	Yamaha TZR 250 - Twistgrip Motorcycles	4	8:55.663	1.163	0.872	79.81	2:11.812	4
5	74		5 Paul WHITBY	Yamaha TZR 250 - Greybridge Ltd	4	9:04.475	9.975	8.812	78.52	2:14.180	2
6	61		6 Paul WELCH	Yamaha TZR250 -	4	9:04.539	10.039	0.064	78.51	2:14.909	4
7	27		7 Richard HAYWARD	Yamaha TZR 250 - Hazel Motors/ Gforce	4	9:06.133	11.633	1.594	78.28	2:14.208	2
8	88		8 Michael STANLEY	Yamaha TZR 250 -	4	9:06.225	11.725	0.092	78.26	2:14.739	4
9	55		9 Paul TOLAND	Yamaha TZR250 - Kippers keys	4	9:16.760	22.260	10.535	76.78	2:17.640	4
10	8		10 David BALL	Yamaha TZR250 - Gardiner Page and Roe pension	4	9:16.839	22.339	0.079	76.77	2:17.427	2
11	29		11 Derek CRIPPS	Yamaha TZR 250 - Kelly Cripps - Team FBR	4	9:17.448	22.948	0.609	76.69	2:16.896	2
12	92	C	1 Andrew MOOK	Yamaha TZR250 -	3	7:06.646	1 Lap	1 Lap	75.15	2:19.620	2
13	60	C	2 Daniel GOUGH	Yamaha TZR 250 - Kieran Lewis/G Force Mc	3	7:07.359	1 Lap	0.713	75.02	2:20.256	2
14	26	C	3 Damian LEE	Yamaha TZR250 - Leed Autos	3	7:07.905	1 Lap	0.546	74.93	2:19.526	2
15	333	C	4 Mark STUBBERFIELD	Yamaha TZR250 - Polished concrete London	3	7:13.139	1 Lap	5.234	74.02	2:21.157	2
16	46		12 Kevin MARSHALL	Yamaha TZR250 - Stacey Processing	3	7:29.844	1 Lap	16.705	71.27	2:26.491	2
17	69	C	5 Mark ELLERAY	Yamaha TZR250 - Abbot Solutions Ltd	3	7:38.029	1 Lap	8.185	70.00	2:28.061	2
18	36	R	1 Phil ZANUTTO	Yamaha TZR250 -	3	7:43.992	1 Lap	5.963	69.10	2:31.049	2
19	25	C	6 Stephen WIMBLE	Yamaha TZR 250 - S.B.W Contractor	3	7:44.575	1 Lap	0.583	69.01	2:30.330	2
20	31	C	7 Rob FARMER	Yamaha TZR 250 -	3	7:47.171	1 Lap	2.596	68.63	2:29.013	3
21	67		13 Mark BAILEY	Yamaha TZR 250 -	3	7:52.828	1 Lap	5.657	67.81	2:33.039	3
22	62	C	8 David PATERSON	Yamaha TZR 2MA - The love of a good woman	3	7:54.467	1 Lap	1.639	67.57	2:34.790	3
23	99	C	9 Paul FIRTH	Yamaha TZR250 - Joanne Porter	3	8:07.744	1 Lap	13.277	65.73	2:38.958	3
24	65	C	10 Nigel TERRY	Yamaha TZR250 - NTrap Garage Doors	3	8:08.995	1 Lap	1.251	65.57	2:39.222	3
25	77	R	2 Adam COLLINS	Yamaha TZR250 - N/A	3	8:10.030	1 Lap	1.035	65.43	2:39.729	3
26	73	C	11 Colvin TURNER	Yamaha TZR250 -	3	8:10.397	1 Lap	0.367	65.38	2:39.066	3
27	100	R	3 Tess BICKERSTAFF	Yamaha TZR 250 - www.ypmrc.co.uk	3	8:15.846	1 Lap	5.449	64.66	2:41.124	2
28	226	C	12 Rick PARKER	Yamaha TZR 250 - Gentle Micks Tattoo Studio	3	8:22.978	1 Lap	7.132	63.74	2:43.317	3

**NOT CLASSIFIED**

DNF	3	C	Dan NEMATI	Yamaha TZR 250 -	3	7:33.862	1 Lap		70.64	2:27.149	3
DNF	15		Billy PERKINS	Yamaha TZR 250 - Ashford tarmac / Barking mad al	2	4:39.805	2 Laps	1 Lap	76.39	2:17.002	2
DNF	72	C	John HAMILTON	Yamaha TRZ250 - LW Racing	2	4:50.528	2 Laps	10.723	73.57	2:22.156	2
DNF	199	C	Michael FROST	Yamaha TZR250 -	0						

**NOT STARTED**

NS	28		Liam McCARTER	Yamaha TZR 250 - Katie McCarter							
----	----	--	---------------	---------------------------------	--	--	--	--	--	--	--

**FASTEST LAP**

30			Alan COOPER	Yamaha TZR250 - Twistgrip Motorcycles	4	2:10.779		81.72 mph	131.52 kph		
26	C		Damian LEE	Yamaha TZR250 - Leed Autos	2	2:19.526		76.60 mph	123.28 kph		
36	R		Phil ZANUTTO	Yamaha TZR250 -	2	2:31.049		70.75 mph	113.87 kph		

**Class - 92.5% of Race Speed = 73.98 mph**
**Class C - 92.5% of Race Speed = 69.51 mph**
**Class R - 92.5% of Race Speed = 63.91 mph**
*Red Flag (end of session): 17:05*

Race Distance: 4 Laps / 11.87 miles

Snetterton 300: 2.9689 miles

Date: 08/05/2022 Start: 16:55 Finish: 00:00

**Weather / Track : Bright / Dry**
**These results are provisional until the conclusion of any judicial and technical matters.**

Clerk Of Course :	Stewards :	Timekeeper : Craig Smith

 Results can be found at [www.tsl-timing.com](http://www.tsl-timing.com)

Printed - 17:18 Sunday, 08 May 2022



# BMCRG - MRO Championships 2022 - Rnd 3 @ Snetterton 300

## DFDS Yamaha Past Masters

### RACE 19 - LAP CHART

#### LAP 1 @ 16:58:09.370

NO	BEHIND	LAP TIME
81		2:18.440
75	0.671	2:19.111
51	0.707	2:19.147
30	1.100	2:19.540
61	1.129	2:19.569
74	2.296	2:20.736
27	2.701	2:21.141
88	2.797	2:21.237
15	4.363	2:22.803
55	5.133	2:23.573
8	5.628	2:24.068
29	6.628	2:25.068
92	8.333	2:26.773
60	8.364	2:26.804
26	9.550	2:27.990
72	9.932	2:28.372
333	11.195	2:29.635
46	16.497	2:34.937
3	19.859	2:38.299
69	21.584	2:40.024
36	22.073	2:40.513
62	25.291	2:43.731
25	25.385	2:43.825
31	25.688	2:44.128
67	27.281	2:45.721
65	29.970	2:48.410
99	30.587	2:49.027
77	31.741	2:50.181
73	32.494	2:50.934
100	33.951	2:52.391
226	37.556	2:55.996

100	1:02.420	2:41.124
226	1:08.566	2:43.665

#### LAP 3 @ 17:02:34.101

NO	BEHIND	LAP TIME
75		2:11.756
81	0.198	2:12.274
51	0.680	2:12.340
30	0.841	2:12.169
74	6.283	2:14.538
61	6.459	2:14.970
27	7.039	2:14.861
88	8.315	2:15.076
55	15.949	2:17.747
8	16.072	2:17.748
29	16.687	2:17.894
92	23.475	2:20.253
60	24.188	2:20.299
26	24.734	2:20.389
333	29.968	2:22.347
46	46.673	2:28.416
3	50.691	2:27.149
69	54.858	2:29.944
36	1:00.821	2:32.430
25	1:01.404	2:30.420
31	1:04.000	2:29.013
67	1:09.657	2:33.039
62	1:11.296	2:34.790
99	1:24.573	2:38.958
65	1:25.824	2:39.222
77	1:26.859	2:39.729
73	1:27.226	2:39.066
100	1:32.675	2:42.331
226	1:39.807	2:43.317

#### LAP 2 @ 17:00:22.025

NO	BEHIND	LAP TIME
81		2:12.655
75	0.320	2:12.304
51	0.416	2:12.364
30	0.748	2:12.303
61	3.565	2:15.091
74	3.821	2:14.180
27	4.254	2:14.208
88	5.315	2:15.173
15	8.710	2:17.002
55	10.278	2:17.800
8	10.400	2:17.427
29	10.869	2:16.896
92	15.298	2:19.620
60	15.965	2:20.256
26	16.421	2:19.526
72	19.433	2:22.156
333	19.697	2:21.157
46	30.333	2:26.491
3	35.618	2:28.414
69	36.990	2:28.061
36	40.467	2:31.049
25	43.060	2:30.330
31	47.063	2:34.030
62	48.582	2:35.946
67	48.694	2:34.068
99	57.691	2:39.759
65	58.678	2:41.363
77	59.206	2:40.120
73	1:00.236	2:40.397

#### LAP 4 @ 17:04:45.430

NO	BEHIND	LAP TIME
75		2:11.329
81	0.160	2:11.291
30	0.291	2:10.779
51	1.163	2:11.812
74	9.975	2:15.021
61	10.039	2:14.909
27	11.633	2:15.923
88	11.725	2:14.739
55	22.260	2:17.640
8	22.339	2:17.596
29	22.948	2:17.590

Weather / Track : Bright / Dry

Results can be found at [www.tsl-timing.com](http://www.tsl-timing.com)

Snetterton 300: 2.9689 miles  
Date: 08/05/2022 Start: 16:55 Finish: 00:00

Printed - 17:19 Sunday, 08 May 2022

# BMCRC - MRO Championships 2022 - Rnd 3 @ Snetterton 300

## DFDS Yamaha Past Masters

### RACE 19 - SECTOR ANALYSIS



SECTOR 1 = FL to I1, SECTOR 2 = I1 to FL, DIFF = Difference To Personal Best Lap, P = Crossed Finish Line in Pit Lane, D = Time Disallowed

P1 75		Anthony JOHNSON		Yamaha TZR 250 - Kev Perkins		
IDEAL LAP TIME : 2:11.239		BEST LAP TIME : 2:11.329		DIFFERENCE : 0.090		
LAP	SECTOR 1	SECTOR 2	LAP TIME	MPH	DIFF	TIME OF DAY
1 -		44.073	2:19.111	76.83	7.782	16:58:10.041
2 -	1:28.484	43.820	2:12.304 (3)	80.78	0.975	17:00:22.345
3 -	1:28.219	<b>43.537</b>	2:11.756 (2)	81.12	0.427	17:02:34.101
4 -	<b>1:27.702</b>	43.627	<b>2:11.329 (1)</b>	<b>81.38</b>		<b>17:04:45.430</b>

P2 81		Scott GRANT		Yamaha TZR250 - Katie, Mum and Dad		
IDEAL LAP TIME : 2:11.291		BEST LAP TIME : 2:11.291		DIFFERENCE : 0.000		
LAP	SECTOR 1	SECTOR 2	LAP TIME	MPH	DIFF	TIME OF DAY
1 -		43.887	2:18.440	77.20	7.149	16:58:09.370
2 -	1:28.834	43.821	2:12.655 (3)	80.57	1.364	17:00:22.025
3 -	1:28.932	43.342	2:12.274 (2)	80.80	0.983	17:02:34.299
4 -	<b>1:27.994</b>	<b>43.297</b>	<b>2:11.291 (1)</b>	<b>81.40</b>		<b>17:04:45.590</b>

P3 30		Alan COOPER		Yamaha TZR250 - Twistgrip Motorcycles		
IDEAL LAP TIME : 2:10.779		BEST LAP TIME : 2:10.779		DIFFERENCE : 0.000		
LAP	SECTOR 1	SECTOR 2	LAP TIME	MPH	DIFF	TIME OF DAY
1 -		44.455	2:19.540	76.59	8.761	16:58:10.470
2 -	1:28.393	43.910	2:12.303 (3)	80.78	1.524	17:00:22.773
3 -	1:28.454	43.715	2:12.169 (2)	80.86	1.390	17:02:34.942
4 -	<b>1:27.522</b>	<b>43.257</b>	<b>2:10.779 (1)</b>	<b>81.72</b>		<b>17:04:45.721</b>

P4 51		Kevin WHOLEY		Yamaha TZR 250 - Twistgrip Motorcycles		
IDEAL LAP TIME : 2:11.812		BEST LAP TIME : 2:11.812		DIFFERENCE : 0.000		
LAP	SECTOR 1	SECTOR 2	LAP TIME	MPH	DIFF	TIME OF DAY
1 -		44.467	2:19.147	76.81	7.335	16:58:10.077
2 -	1:28.500	43.864	2:12.364 (3)	80.74	0.552	17:00:22.441
3 -	1:28.585	43.755	2:12.340 (2)	80.76	0.528	17:02:34.781
4 -	<b>1:28.331</b>	<b>43.481</b>	<b>2:11.812 (1)</b>	<b>81.08</b>		<b>17:04:46.593</b>

P5 74		Paul WHITBY		Yamaha TZR 250 - Greybridge Ltd		
IDEAL LAP TIME : 2:13.517		BEST LAP TIME : 2:14.180		DIFFERENCE : 0.663		
LAP	SECTOR 1	SECTOR 2	LAP TIME	MPH	DIFF	TIME OF DAY
1 -		<b>44.526</b>	2:20.736	75.94	6.556	16:58:11.666
2 -	<b>1:28.991</b>	45.189	<b>2:14.180 (1)</b>	<b>79.65</b>		<b>17:00:25.846</b>
3 -	1:29.945	44.593	2:14.538 (2)	79.44	0.358	17:02:40.384
4 -	1:29.887	45.134	2:15.021 (3)	79.15	0.841	17:04:55.405

P6 61		Paul WELCH		Yamaha TZR250 -		
IDEAL LAP TIME : 2:13.856		BEST LAP TIME : 2:14.909		DIFFERENCE : 1.053		
LAP	SECTOR 1	SECTOR 2	LAP TIME	MPH	DIFF	TIME OF DAY
1 -		44.485	2:19.569	76.57	4.660	16:58:10.499
2 -	<b>1:29.409</b>	45.682	2:15.091 (3)	79.11	0.182	17:00:25.590
3 -	1:30.523	<b>44.447</b>	2:14.970 (2)	79.18	0.061	17:02:40.560
4 -	1:29.584	45.325	<b>2:14.909 (1)</b>	<b>79.22</b>		<b>17:04:55.469</b>

P7 27		Richard HAYWARD		Yamaha TZR 250 - Hazel Motors/ Gforce		
IDEAL LAP TIME : 2:14.208		BEST LAP TIME : 2:14.208		DIFFERENCE : 0.000		
LAP	SECTOR 1	SECTOR 2	LAP TIME	MPH	DIFF	TIME OF DAY
1 -		44.783	2:21.141	75.72	6.933	16:58:12.071
2 -	<b>1:29.801</b>	<b>44.407</b>	<b>2:14.208 (1)</b>	<b>79.63</b>		<b>17:00:26.279</b>
3 -	1:30.391	44.470	2:14.861 (2)	79.25	0.653	17:02:41.140
4 -	1:30.388	45.535	2:15.923 (3)	78.63	1.715	17:04:57.063

# BMCR - MRO Championships 2022 - Rnd 3 @ Snetterton 300

## DFDS Yamaha Past Masters

### RACE 19 - SECTOR ANALYSIS



SECTOR 1 = FL to I1, SECTOR 2 = I1 to FL, DIFF = Difference To Personal Best Lap, P = Crossed Finish Line in Pit Lane, D = Time Disallowed

P8 88		Michael STANLEY		Yamaha TZR 250 -		
IDEAL LAP TIME : 2:14.469		BEST LAP TIME : 2:14.739		DIFFERENCE : 0.270		
LAP	SECTOR 1	SECTOR 2	LAP TIME	MPH	DIFF	TIME OF DAY
1 -		<b>44.384</b>	2:21.237	75.67	6.498	16:58:12.167
2 -	1:30.550	44.623	2:15.173 (3)	79.06	0.434	17:00:27.340
3 -	1:30.491	44.585	2:15.076 (2)	79.12	0.337	17:02:42.416
4 -	<b>1:30.085</b>	44.654	<b>2:14.739 (1)</b>	<b>79.32</b>		<b>17:04:57.155</b>

P9 55		Paul TOLAND		Yamaha TZR250 - Kippers keys		
IDEAL LAP TIME : 2:17.259		BEST LAP TIME : 2:17.640		DIFFERENCE : 0.381		
LAP	SECTOR 1	SECTOR 2	LAP TIME	MPH	DIFF	TIME OF DAY
1 -		<b>45.184</b>	2:23.573	74.44	5.933	16:58:14.503
2 -	1:32.154	45.646	2:17.800 (3)	77.56	0.160	17:00:32.303
3 -	1:32.119	45.628	2:17.747 (2)	77.59	0.107	17:02:50.050
4 -	<b>1:32.075</b>	45.565	<b>2:17.640 (1)</b>	<b>77.65</b>		<b>17:05:07.690</b>

P10 8		David BALL		Yamaha TZR250 - Gardiner Page and Roe pension consultants		
IDEAL LAP TIME : 2:16.581		BEST LAP TIME : 2:17.427		DIFFERENCE : 0.846		
LAP	SECTOR 1	SECTOR 2	LAP TIME	MPH	DIFF	TIME OF DAY
1 -		45.544	2:24.068	74.18	6.641	16:58:14.998
2 -	<b>1:31.738</b>	45.689	<b>2:17.427 (1)</b>	<b>77.77</b>		<b>17:00:32.425</b>
3 -	1:32.100	45.648	2:17.748 (3)	77.59	0.321	17:02:50.173
4 -	1:32.753	<b>44.843</b>	2:17.596 (2)	77.67	0.169	17:05:07.769

P11 29		Derek CRIPPS		Yamaha TZR 250 - Kelly Cripps - Team FBR		
IDEAL LAP TIME : 2:16.471		BEST LAP TIME : 2:16.896		DIFFERENCE : 0.425		
LAP	SECTOR 1	SECTOR 2	LAP TIME	MPH	DIFF	TIME OF DAY
1 -		<b>45.004</b>	2:25.068	73.67	8.172	16:58:15.998
2 -	<b>1:31.467</b>	45.429	<b>2:16.896 (1)</b>	<b>78.07</b>		<b>17:00:32.894</b>
3 -	1:32.387	45.507	2:17.894 (3)	77.50	0.998	17:02:50.788
4 -	1:32.189	45.401	2:17.590 (2)	77.68	0.694	17:05:08.378

P12 92 C		Andrew MOOK		Yamaha TZR250 -		
IDEAL LAP TIME : 2:18.517		BEST LAP TIME : 2:19.620		DIFFERENCE : 1.103		
LAP	SECTOR 1	SECTOR 2	LAP TIME	MPH	DIFF	TIME OF DAY
1 -		<b>45.788</b>	2:26.773	72.82	7.153	16:58:17.703
2 -	1:33.190	46.430	<b>2:19.620 (1)</b>	<b>76.55</b>		<b>17:00:37.323</b>
3 -	1:34.302	45.951	2:20.253 (2)	76.20	0.633	17:02:57.576

P13 60 C		Daniel GOUGH		Yamaha TZR 250 - Kieran Lewis/G Force Mc		
IDEAL LAP TIME : 2:18.183		BEST LAP TIME : 2:20.256		DIFFERENCE : 2.073		
LAP	SECTOR 1	SECTOR 2	LAP TIME	MPH	DIFF	TIME OF DAY
1 -		46.078	2:26.804	72.80	6.548	16:58:17.734
2 -	1:33.956	46.300	<b>2:20.256 (1)</b>	<b>76.20</b>		<b>17:00:37.990</b>
3 -	1:33.765	46.534	2:20.299 (2)	76.18	0.043	17:02:58.289

P14 26 C		Damian LEE		Yamaha TZR250 - Leed Autos		
IDEAL LAP TIME : 2:18.662		BEST LAP TIME : 2:19.526		DIFFERENCE : 0.864		
LAP	SECTOR 1	SECTOR 2	LAP TIME	MPH	DIFF	TIME OF DAY
1 -		46.755	2:27.990	72.22	8.464	16:58:18.920
2 -	1:33.173	46.353	<b>2:19.526 (1)</b>	<b>76.60</b>		<b>17:00:38.446</b>
3 -	1:33.684	46.705	2:20.389 (2)	76.13	0.863	17:02:58.835

# BMCRC - MRO Championships 2022 - Rnd 3 @ Snetterton 300

## DFDS Yamaha Past Masters

### RACE 19 - SECTOR ANALYSIS



SECTOR 1 = FL to I1, SECTOR 2 = I1 to FL, DIFF = Difference To Personal Best Lap, P = Crossed Finish Line in Pit Lane, D = Time Disallowed

<b>P15</b>	<b>333 C</b>	<b>Mark STUBBERFIELD</b>	Yamaha TZR250 - Polished concrete London			
IDEAL LAP TIME : 2:20.945		BEST LAP TIME : 2:21.157		DIFFERENCE : 0.212		
LAP	SECTOR 1	SECTOR 2	LAP TIME	MPH	DIFF	TIME OF DAY
1 -		<b>47.492</b>	2:29.635	71.42	8.478	16:58:20.565
2 -	<b>1:33.453</b>	47.704	<b>2:21.157 (1)</b>	<b>75.71</b>		<b>17:00:41.722</b>
3 -	1:34.274	48.073	2:22.347 (2)	75.08	1.190	17:03:04.069
<b>P16</b>	<b>46</b>	<b>Kevin MARSHALL</b>	Yamaha TZR250 - Stacey Processing			
IDEAL LAP TIME : 2:26.204		BEST LAP TIME : 2:26.491		DIFFERENCE : 0.287		
LAP	SECTOR 1	SECTOR 2	LAP TIME	MPH	DIFF	TIME OF DAY
1 -		<b>48.936</b>	2:34.937	68.98	8.446	16:58:25.867
2 -	<b>1:37.268</b>	49.223	<b>2:26.491 (1)</b>	<b>72.96</b>		<b>17:00:52.358</b>
3 -	1:37.602	50.814	2:28.416 (2)	72.01	1.925	17:03:20.774
<b>P17</b>	<b>69 C</b>	<b>Mark ELLERAY</b>	Yamaha TZR250 - Abbot Solutions Ltd			
IDEAL LAP TIME : 2:28.061		BEST LAP TIME : 2:28.061		DIFFERENCE : 0.000		
LAP	SECTOR 1	SECTOR 2	LAP TIME	MPH	DIFF	TIME OF DAY
1 -		50.220	2:40.024	66.79	11.963	16:58:30.954
2 -	<b>1:38.814</b>	<b>49.247</b>	<b>2:28.061 (1)</b>	<b>72.18</b>		<b>17:00:59.015</b>
3 -	1:39.670	50.274	2:29.944 (2)	71.28	1.883	17:03:28.959
<b>P18</b>	<b>36 R</b>	<b>Phil ZANUTTO</b>	Yamaha TZR250 -			
IDEAL LAP TIME : 2:31.049		BEST LAP TIME : 2:31.049		DIFFERENCE : 0.000		
LAP	SECTOR 1	SECTOR 2	LAP TIME	MPH	DIFF	TIME OF DAY
1 -		51.243	2:40.513	66.58	9.464	16:58:31.443
2 -	<b>1:40.297</b>	<b>50.752</b>	<b>2:31.049 (1)</b>	<b>70.75</b>		<b>17:01:02.492</b>
3 -	1:41.154	51.276	2:32.430 (2)	70.11	1.381	17:03:34.922
<b>P19</b>	<b>25 C</b>	<b>Stephen WIMBLE</b>	Yamaha TZR 250 - S.B.W Contractor			
IDEAL LAP TIME : 2:29.066		BEST LAP TIME : 2:30.330		DIFFERENCE : 1.264		
LAP	SECTOR 1	SECTOR 2	LAP TIME	MPH	DIFF	TIME OF DAY
1 -		50.522	2:43.825	65.24	13.495	16:58:34.755
2 -	1:40.558	<b>49.772</b>	<b>2:30.330 (1)</b>	<b>71.09</b>		<b>17:01:05.085</b>
3 -	<b>1:39.294</b>	51.126	2:30.420 (2)	71.05	0.090	17:03:35.505
<b>P20</b>	<b>31 C</b>	<b>Rob FARMER</b>	Yamaha TZR 250 -			
IDEAL LAP TIME : 2:29.013		BEST LAP TIME : 2:29.013		DIFFERENCE : 0.000		
LAP	SECTOR 1	SECTOR 2	LAP TIME	MPH	DIFF	TIME OF DAY
1 -		52.083	2:44.128	65.12	15.115	16:58:35.058
2 -	1:42.476	51.554	2:34.030 (2)	69.38	5.017	17:01:09.088
3 -	<b>1:39.115</b>	<b>49.898</b>	<b>2:29.013 (1)</b>	<b>71.72</b>		<b>17:03:38.101</b>
<b>P21</b>	<b>67</b>	<b>Mark BAILEY</b>	Yamaha TZR 250 -			
IDEAL LAP TIME : 2:31.430		BEST LAP TIME : 2:33.039		DIFFERENCE : 1.609		
LAP	SECTOR 1	SECTOR 2	LAP TIME	MPH	DIFF	TIME OF DAY
1 -		<b>50.256</b>	2:45.721	64.49	12.682	16:58:36.651
2 -	<b>1:41.174</b>	52.894	2:34.068 (2)	69.37	1.029	17:01:10.719
3 -	1:42.029	51.010	<b>2:33.039 (1)</b>	<b>69.83</b>		<b>17:03:43.758</b>
<b>P22</b>	<b>62 C</b>	<b>David PATERSON</b>	Yamaha TZR 2MA - The love of a good woman			
IDEAL LAP TIME : 2:34.600		BEST LAP TIME : 2:34.790		DIFFERENCE : 0.190		
LAP	SECTOR 1	SECTOR 2	LAP TIME	MPH	DIFF	TIME OF DAY
1 -		<b>51.927</b>	2:43.731	65.27	8.941	16:58:34.661
2 -	<b>1:42.673</b>	53.273	2:35.946 (2)	68.53	1.156	17:01:10.607
3 -	1:42.703	52.087	<b>2:34.790 (1)</b>	<b>69.04</b>		<b>17:03:45.397</b>

# BMCRC - MRO Championships 2022 - Rnd 3 @ Snetterton 300

## DFDS Yamaha Past Masters

### RACE 19 - SECTOR ANALYSIS



SECTOR 1 = FL to I1, SECTOR 2 = I1 to FL, DIFF = Difference To Personal Best Lap, P = Crossed Finish Line in Pit Lane, D = Time Disallowed

P23 99 C		Paul FIRTH		Yamaha TZR250 - Joanne Porter		
IDEAL LAP TIME : 2:38.958		BEST LAP TIME : 2:38.958		DIFFERENCE : 0.000		
LAP	SECTOR 1	SECTOR 2	LAP TIME	MPH	DIFF	TIME OF DAY
1 -		53.589	2:49.027	63.23	10.069	16:58:39.957
2 -	1:46.278	53.481	2:39.759 (2)	66.90	0.801	17:01:19.716
3 -	<b>1:46.239</b>	<b>52.719</b>	<b>2:38.958 (1)</b>	<b>67.23</b>		<b>17:03:58.674</b>

P24 65 C		Nigel TERRY		Yamaha TZR250 - NTrap Garage Doors		
IDEAL LAP TIME : 2:37.946		BEST LAP TIME : 2:39.222		DIFFERENCE : 1.276		
LAP	SECTOR 1	SECTOR 2	LAP TIME	MPH	DIFF	TIME OF DAY
1 -		<b>51.886</b>	2:48.410	63.46	9.188	16:58:39.340
2 -	1:46.995	54.368	2:41.363 (2)	66.23	2.141	17:01:20.703
3 -	<b>1:46.060</b>	53.162	<b>2:39.222 (1)</b>	<b>67.12</b>		<b>17:03:59.925</b>

P25 77 R		Adam COLLINS		Yamaha TZR250 - N/A		
IDEAL LAP TIME : 2:39.202		BEST LAP TIME : 2:39.729		DIFFERENCE : 0.527		
LAP	SECTOR 1	SECTOR 2	LAP TIME	MPH	DIFF	TIME OF DAY
1 -		<b>53.008</b>	2:50.181	62.80	10.452	16:58:41.111
2 -	<b>1:46.194</b>	53.926	2:40.120 (2)	66.75	0.391	17:01:21.231
3 -	1:46.208	53.521	<b>2:39.729 (1)</b>	<b>66.91</b>		<b>17:04:00.960</b>

P26 73 C		Colvin TURNER		Yamaha TZR250 -		
IDEAL LAP TIME : 2:39.066		BEST LAP TIME : 2:39.066		DIFFERENCE : 0.000		
LAP	SECTOR 1	SECTOR 2	LAP TIME	MPH	DIFF	TIME OF DAY
1 -		53.245	2:50.934	62.52	11.868	16:58:41.864
2 -	1:46.524	53.873	2:40.397 (2)	66.63	1.331	17:01:22.261
3 -	<b>1:46.120</b>	<b>52.946</b>	<b>2:39.066 (1)</b>	<b>67.19</b>		<b>17:04:01.327</b>

P27 100 R		Tess BICKERSTAFF		Yamaha TZR 250 - www.ypmrc.co.uk		
IDEAL LAP TIME : 2:40.608		BEST LAP TIME : 2:41.124		DIFFERENCE : 0.516		
LAP	SECTOR 1	SECTOR 2	LAP TIME	MPH	DIFF	TIME OF DAY
1 -		54.130	2:52.391	61.99	11.267	16:58:43.321
2 -	1:47.748	<b>53.376</b>	<b>2:41.124 (1)</b>	<b>66.33</b>		<b>17:01:24.445</b>
3 -	<b>1:47.232</b>	55.099	2:42.331 (2)	65.84	1.207	17:04:06.776

P28 226 C		Rick PARKER		Yamaha TZR 250 - Gentle Micks Tattoo Studio		
IDEAL LAP TIME : 2:42.299		BEST LAP TIME : 2:43.317		DIFFERENCE : 1.018		
LAP	SECTOR 1	SECTOR 2	LAP TIME	MPH	DIFF	TIME OF DAY
1 -		54.712	2:55.996	60.72	12.679	16:58:46.926
2 -	1:49.237	<b>54.428</b>	2:43.665 (2)	65.30	0.348	17:01:30.591
3 -	<b>1:47.871</b>	55.446	<b>2:43.317 (1)</b>	<b>65.44</b>		<b>17:04:13.908</b>

P29 3 C		Dan NEMATI		Yamaha TZR 250 -		
IDEAL LAP TIME : 2:27.149		BEST LAP TIME : 2:27.149		DIFFERENCE : 0.000		
LAP	SECTOR 1	SECTOR 2	LAP TIME	MPH	DIFF	TIME OF DAY
1 -		49.674	2:38.299	67.51	11.150	16:58:29.229
2 -	1:38.956	49.458	2:28.414 (2)	72.01	1.265	17:00:57.643
3 -	<b>1:38.473</b>	<b>48.676</b>	<b>2:27.149 (1)</b>	<b>72.63</b>		<b>17:03:24.792</b>

P30 15		Billy PERKINS		Yamaha TZR 250 - Ashford tarmac / Barking mad about Animals		
IDEAL LAP TIME : 2:16.831		BEST LAP TIME : 2:17.002		DIFFERENCE : 0.171		
LAP	SECTOR 1	SECTOR 2	LAP TIME	MPH	DIFF	TIME OF DAY
1 -		<b>45.085</b>	2:22.803	74.84	5.801	16:58:13.733
2 -	<b>1:31.746</b>	45.256	<b>2:17.002 (1)</b>	<b>78.01</b>		<b>17:00:30.735</b>



# BMCRC - MRO Championships 2022 - Rnd 3 @ Snetterton 300

## DFDS Yamaha Past Masters

### RACE 19 - SECTOR ANALYSIS



SECTOR 1 = FL to I1, SECTOR 2 = I1 to FL, DIFF = Difference To Personal Best Lap, P = Crossed Finish Line in Pit Lane, D = Time Disallowed

P31 72 C		John HAMILTON		Yamaha TRZ250 - LW Racing			
IDEAL LAP TIME : 2:20.692		BEST LAP TIME : 2:22.156		DIFFERENCE : 1.464			
LAP	SECTOR 1	SECTOR 2	LAP TIME	MPH	DIFF	TIME OF DAY	
1 -		<b>46.308</b>	2:28.372	72.03	6.216	16:58:19.302	
2 -	<b>1:34.384</b>	47.772	<b>2:22.156 (1)</b>	<b>75.18</b>		<b>17:00:41.458</b>	

# BMCRC - MRO Championships 2022 - Rnd 3 @ Snetterton 300

## DFDS Yamaha Past Masters

### RACE 19 - BEST SECTORS

SECTOR 1			SECTOR 2			IDEAL / BEST COMPARISON						
POS	NO	NAME	TIME	NO	NAME	TIME	POS	NO	NAME	IDEAL	BEST	DIFF
									<b>PERFECT LAP</b>	<b>2:10.779</b>		
1	30	COOPER	1:27.522	30	COOPER	43.257	1	30	COOPER	2:10.779	2:10.779	0.000
2	75	JOHNSON	1:27.702	81	GRANT	43.297	2	75	JOHNSON	2:11.239	2:11.329	0.090
3	81	GRANT	1:27.994	51	WHOLEY	43.481	3	81	GRANT	2:11.291	2:11.291	0.000
4	51	WHOLEY	1:28.331	75	JOHNSON	43.537	4	51	WHOLEY	2:11.812	2:11.812	0.000
5	74	WHITBY	1:28.991	88	STANLEY	44.384	5	74	WHITBY	2:13.517	2:14.180	0.663
6	61	WELCH	1:29.409	27	HAYWARD	44.407	6	61	WELCH	2:13.856	2:14.909	1.053
7	27	HAYWARD	1:29.801	61	WELCH	44.447	7	27	HAYWARD	2:14.208	2:14.208	0.000
8	88	STANLEY	1:30.085	74	WHITBY	44.526	8	88	STANLEY	2:14.469	2:14.739	0.270
9	29	CRIPPS	1:31.467	8	BALL	44.843	9	29	CRIPPS	2:16.471	2:16.896	0.425
10	8	BALL	1:31.738	29	CRIPPS	45.004	10	8	BALL	2:16.581	2:17.427	0.846
11	15	PERKINS	1:31.746	15	PERKINS	45.085	11	15	PERKINS	2:16.831	2:17.002	0.171
12	55	TOLAND	1:32.075	55	TOLAND	45.184	12	55	TOLAND	2:17.259	2:17.640	0.381
13	26	LEE	1:32.442	60	GOUGH	45.726	13	60	GOUGH	2:18.183	2:20.256	2.073
14	60	GOUGH	1:32.457	92	MOOK	45.788	14	92	MOOK	2:18.517	2:19.620	1.103
15	92	MOOK	1:32.729	26	LEE	46.220	15	26	LEE	2:18.662	2:19.526	0.864
16	333	STUBBERFIELD	1:33.453	72	HAMILTON	46.308	16	72	HAMILTON	2:20.692	2:22.156	1.464
17	72	HAMILTON	1:34.384	333	STUBBERFIELD	47.492	17	333	STUBBERFIELD	2:20.945	2:21.157	0.212
18	46	MARSHALL	1:37.268	3	NEMATI	48.676	18	46	MARSHALL	2:26.204	2:26.491	0.287
19	3	NEMATI	1:38.473	46	MARSHALL	48.936	19	3	NEMATI	2:27.149	2:27.149	0.000
20	69	ELLERAY	1:38.814	69	ELLERAY	49.247	20	69	ELLERAY	2:28.061	2:28.061	0.000
21	31	FARMER	1:39.115	25	WIMBLE	49.772	21	31	FARMER	2:29.013	2:29.013	0.000
22	25	WIMBLE	1:39.294	31	FARMER	49.898	22	25	WIMBLE	2:29.066	2:30.330	1.264
23	36	ZANUTTO	1:40.297	67	BAILEY	50.256	23	36	ZANUTTO	2:31.049	2:31.049	0.000
24	67	BAILEY	1:41.174	36	ZANUTTO	50.752	24	67	BAILEY	2:31.430	2:33.039	1.609
25	62	PATERSON	1:42.673	65	TERRY	51.886	25	62	PATERSON	2:34.600	2:34.790	0.190
26	65	TERRY	1:46.060	62	PATERSON	51.927	26	65	TERRY	2:37.946	2:39.222	1.276
27	73	TURNER	1:46.120	99	FIRTH	52.719	27	99	FIRTH	2:38.958	2:38.958	0.000
28	77	COLLINS	1:46.194	73	TURNER	52.946	28	73	TURNER	2:39.066	2:39.066	0.000
29	99	FIRTH	1:46.239	77	COLLINS	53.008	29	77	COLLINS	2:39.202	2:39.729	0.527
30	100	BICKERSTAFF	1:47.232	100	BICKERSTAFF	53.376	30	100	BICKERSTAFF	2:40.608	2:41.124	0.516
31	226	PARKER	1:47.871	226	PARKER	54.428	31	226	PARKER	2:42.299	2:43.317	1.018

32

# BMCRC - MRO Championships 2022 - Rnd 3 @ Snetterton 300

## DFDS Yamaha Past Masters

### RACE 19 - STATISTICS

**Competitors Started** 32  
**Planned Start** 2022-05-08 @ 17:20:00.000  
**Actual Start** 2022-05-08 @ 16:55:50.930  
**Finish Time**  
**Track Length** 2.9689mi.  
**Total Laps** 102  
**Total Distance Covered** 302.8289mi.

#### Session Fastest Lap History

NO	CL	NAME	LAP TIME	TIME OF DAY	LAP	VEHICLE
81		Scott GRANT	2:12.655	17:00:22.033	2	Yamaha TZR250
75		Anthony JOHNSON	2:12.304	17:00:22.350	2	Yamaha TZR 250
30		Alan COOPER	2:12.303	17:00:22.792	2	Yamaha TZR250
75		Anthony JOHNSON	2:11.756	17:02:34.106	3	Yamaha TZR 250
75		Anthony JOHNSON	2:11.329	17:04:45.435	4	Yamaha TZR 250
81		Scott GRANT	2:11.291	17:04:45.597	4	Yamaha TZR250
30		Alan COOPER	2:10.779	17:04:45.740	4	Yamaha TZR250

#### Session Leader History

NO	CL	NAME	FROM LAP	LAPS LED	DISTANCE	VEHICLE
81		Scott GRANT	1	2	5.93 miles	Yamaha TZR250
75		Anthony JOHNSON	3	2	5.93 miles	Yamaha TZR 250

#### Flag History

TYPE	TIME OF DAY
GREEN	16:55:50.930
RED	17:05:10.189

#### Flag Statistics

TYPE	COUNT	TOTAL LAPS	TOTAL TIME
Green	1	4	9:19.259
Red	1	0	4:28.343
Safety Car	0	0	0.000
FCY	0	0	0.000

# BMCRC - MRO Championships 2022 - Rnd 3 @ Snetterton 300

## DFDS Yamaha Past Masters

### RACE 19 - STATISTICS

**CLASS :**

14 Starters

#### Fastest Lap History

NO	NAME	LAP TIME	TIME OF DAY	LAP	VEHICLE
81	Scott GRANT	2:12.655	17:00:22.033	2	Yamaha TZR250
75	Anthony JOHNSON	2:12.304	17:00:22.350	2	Yamaha TZR 250
30	Alan COOPER	2:12.303	17:00:22.792	2	Yamaha TZR250
75	Anthony JOHNSON	2:11.756	17:02:34.106	3	Yamaha TZR 250
75	Anthony JOHNSON	2:11.329	17:04:45.435	4	Yamaha TZR 250
81	Scott GRANT	2:11.291	17:04:45.597	4	Yamaha TZR250
30	Alan COOPER	2:10.779	17:04:45.740	4	Yamaha TZR250

#### Leader History

NO	NAME	FROM LAP	LAPS LED	DISTANCE	VEHICLE
81	Scott GRANT	1	2	5.93 miles	Yamaha TZR250
75	Anthony JOHNSON	3	2	5.93 miles	Yamaha TZR 250

# BMCRC - MRO Championships 2022 - Rnd 3 @ Snetterton 300

## DFDS Yamaha Past Masters

### RACE 19 - STATISTICS

**CLASS : C**

15 Starters

#### Fastest Lap History

NO	NAME	LAP TIME	TIME OF DAY	LAP	VEHICLE
92	Andrew MOOK	<b>2:19.620</b>	17:00:37.332	2	Yamaha TZR250
26	Damian LEE	<b>2:19.526</b>	17:00:38.454	2	Yamaha TZR250

#### Leader History

NO	NAME	FROM LAP	LAPS LED	DISTANCE	VEHICLE
92	Andrew MOOK	1	3	8.90 miles	Yamaha TZR250

# BMCRC - MRO Championships 2022 - Rnd 3 @ Snetterton 300

## DFDS Yamaha Past Masters

### RACE 19 - STATISTICS

**CLASS : R**

3 Starters

#### Fastest Lap History

NO	NAME	LAP TIME	TIME OF DAY	LAP	VEHICLE
36	Phil ZANUTTO	2:31.049	17:01:02.497	2	Yamaha TZR250

#### Leader History

NO	NAME	FROM LAP	LAPS LED	DISTANCE	VEHICLE
36	Phil ZANUTTO	1	3	8.90 miles	Yamaha TZR250