




BMCRC-MRO CHAMPIONSHIPS 2022

Round 2
Silverstone National
2nd / 3rd April 2022



Timing & Results Provided by Timing Solutions Ltd

www.tsl-timing.com



illuminate~~e~~design

ILLUMINATE DESIGN 250 MZ & TAYMAR MOTORCYCLES BLUE HAZE GPF



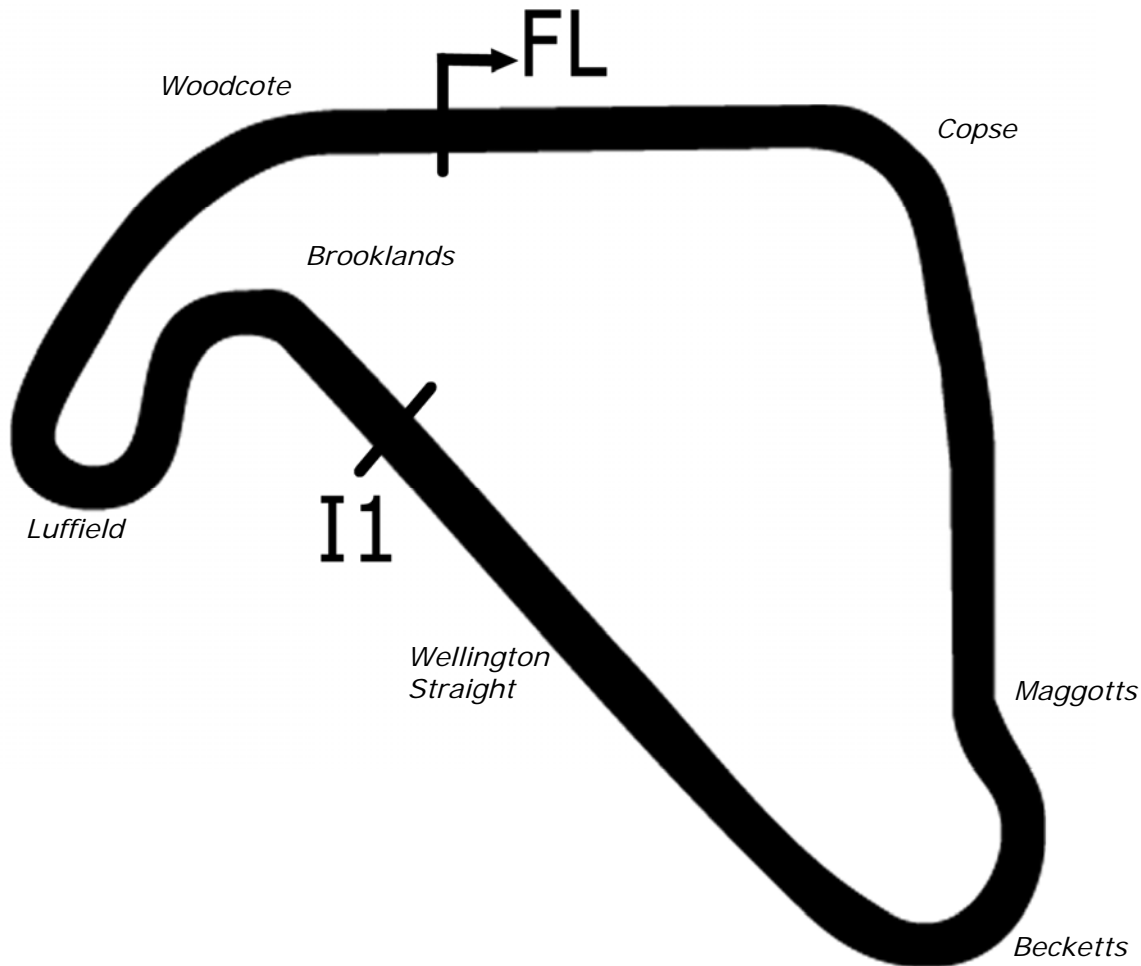
BMCRC-MRO Championships - Round 2
Silverstone National
2nd / 3rd April 2022



Timing & Results Provided by Timing Solutions Ltd

www.tsl-timing.com

Silverstone National



Length	1.6404 miles	2640.07 m	
FL		52.07872 N	1.01711 W
I1	1669m	52.07603 N	1.01669 W
Pit Entry	2610m	52.07859 N	1.01758 W
Pit Exit	308m after FL	52.07880 N	1.01268 W
Pit Entry-Pit Exit 336m, 24.2s @50kph, 20.1s @60kph			

All results available at www.tsl-timing.com

BMCRC - MRO Championships 2022 - Rnd 2 @ Silverstone National

BMZRC 250MZs & Blue Haze GPF

QUALIFYING - CLASSIFICATION



POS	NO	CL	PIC NAME	ENTRY	TIME	ON	LAPS	GAP	DIFF	MPH
1	4	GPF	1 James SEATH	Aprilia RS250 - Ovenden Earthmoving	1:09.185	10	10			85.36
2	45	GPF	2 Peter MOORE	Yamaha TZR250 -	1:10.139	9	9	0.954	0.954	84.19
3	141	GPF	3 David ABRAHAM	Suzuki RG570 - Cambridge Motorcycles	1:10.710	4	10	1.525	0.571	83.51
4	88	GPF	4 Michael STANLEY	Yamaha TZR250 -	1:10.883	8	10	1.698	0.173	83.31
5	333	GPF	5 Mark STUBBERFIELD	Yamaha TZR250 - Polished concrete London	1:10.919	8	10	1.734	0.036	83.27
6	55	GPF	6 Paul TOLAND	Yamaha TZR250 - Kippers keys	1:11.353	10	10	2.168	0.434	82.76
7	247	GPF	7 Lee HEALEY	Suzuki VJ22 -	1:11.879	8	9	2.694	0.526	82.16
8	69		1 Alexander MANN	MZ TS 250 - HS RACING	1:13.166	8	10	3.981	1.287	80.71
9	85		2 Andrew WALES	MZ ETZ 250 - Illuminated Design LTD	1:13.257	7	10	4.072	0.091	80.61
10	70	GPF	8 Andrew BURSCOUGH	Yamaha YPVS 350 - Apollo/Merlin/Abbey/Martitanium	1:13.381	8	9	4.196	0.124	80.47
11	95		3 Christopher ROGERS	MZ ETZ 250 - CB Racing	1:13.524	9	9	4.339	0.143	80.32
12	81		4 Scott GRANT	MZ ETZ 250 - Katie, Mum and Dad	1:13.566	4	9	4.381	0.042	80.27
13	550		5 Harrison DESSOY	MZ ETZ 250 - Online Lubricants	1:13.613	9	9	4.428	0.047	80.22
14	96		6 Chris KENT	MZ ETZ 250 - Powder House Coatings Ltd	1:13.962	10	10	4.777	0.349	79.84
15	199	GPF	9 Michael FROST	Yamaha TZR250 -	1:16.040	3	4	6.855	2.078	77.66
16	9		7 Gary HOWLETT	MZ TS250 - HS Racing	1:16.360	5	9	7.175	0.320	77.33
17	69	GPF	10 Mark ELLERAY	Yamaha TZR250 - Abbot Solutions Ltd	1:17.324	3	5	8.139	0.964	76.37
18	32		8 John ASHMEAD	MZ ETZ 250 -	1:17.422	7	9	8.237	0.098	76.27
19	13	R	1 Gordon RYAN	MZ ETZ 250 - Prism Work Psychology	1:18.309	5	9	9.124	0.887	75.41
20	30	GPF	11 Dan NEMATI	Yamaha TZR250 -	1:18.601	5	9	9.416	0.292	75.13
21	93		9 Andrew WELTON	MZ ETZ 250 - Chilton Motors	1:19.309	5	9	10.124	0.708	74.46
22	22		10 Simon FINCH	MZ ETZ 250 - BlueCloud Projects Ltd	1:19.366	1	3	10.181	0.057	74.41
23	3		11 Max MAUD	MZ ETZ 250 -	1:19.619	3	9	10.434	0.253	74.17
24	66	R	2 Graeme LEWIS	MZ ETZ 250 -	1:19.895	3	9	10.710	0.276	73.91
25	46		12 Steve BRIGDEN	MZ ETZ 250 - Cylera - Healthcare IOT Security	1:22.555	4	4	13.370	2.660	71.53
26	56		13 Russell TURNER	MZ ETZ 250 - TT Racing	1:22.890	7	8	13.705	0.335	71.24
27	167	GPF	12 Mark BAILEY	Yamaha TZR250 - South Eastern Air Conditioning ltd	1:23.364	7	8	14.179	0.474	70.84
28	63	R	3 Clive HILLIER	MZ ETZ 250 - my pension	1:26.455	4	8	17.270	3.091	68.30
29	26	GPF	13 Damian LEE	Yamaha TZR250 - Leed Autos	1:30.024	1	2	20.839	3.569	65.60
30	565	R	4 Louis KERSHAW	MZ ETZ 250 -			0			
31	75		14 Peter WOODALL	MZ ETZ 250 - Online Lubricants			0			

Weather / Track : Cloudy / Dry

These results are provisional until the conclusion of any judicial and technical matters.

Silverstone National: 1.6404 miles
Date: 02/04/2022 Start: 09:34 Finish: 09:46

Clerk Of Course :	Stewards :	Timekeeper : Craig Smith
-------------------	------------	--------------------------

Results can be found at www.tsl-timing.com

Printed - 09:47 Saturday, 02 April 2022



BMCRC - MRO Championships 2022 - Rnd 2 @ Silverstone National

BMZRC 250MZs & Blue Haze GPF

QUALIFYING - SECTOR ANALYSIS



SECTOR 1 = FL to I1, SECTOR 2 = I1 to FL, DIFF = Difference To Personal Best Lap, P = Crossed Finish Line in Pit Lane, D = Time Disallowed

P1		4 GPF		James SEATH		Aprilia RS250 - Ovenden Earthmoving	
IDEAL LAP TIME : 1:08.739		BEST LAP TIME : 1:09.185		DIFFERENCE : 0.446			
LAP	SECTOR 1	SECTOR 2	LAP TIME	MPH	DIFF	TIME OF DAY	
1 -	48.594	30.284	1:18.878	74.87	9.693	09:35:56.842	
2 -	43.828	28.940	1:12.768	81.15	3.583	09:37:09.610	
3 -	41.705	28.587	1:10.292	84.01	1.107	09:38:19.902	
4 -	41.203	28.501	1:09.704	84.72	0.519	09:39:29.606	
5 -	41.170	28.160	1:09.330 (3)	85.18	0.145	09:40:38.936	
6 -	41.406	28.285	1:09.691	84.74	0.506	09:41:48.627	
7 -	40.908	29.367	1:10.275	84.03	1.090	09:42:58.902	
8 -	42.425	29.430	1:11.855	82.18	2.670	09:44:10.757	
9 -	40.825	28.405	1:09.230 (2)	85.30	0.045	09:45:19.987	
10 -	41.271	27.914	1:09.185 (1)	85.36		09:46:29.172	

P2		45 GPF		Peter MOORE		Yamaha TZR250 -	
IDEAL LAP TIME : 1:10.139		BEST LAP TIME : 1:10.139		DIFFERENCE : 0.000			
LAP	SECTOR 1	SECTOR 2	LAP TIME	MPH	DIFF	TIME OF DAY	
1 -	55.802	33.682	1:29.484	65.99	19.345	09:36:28.272	
2 -	45.647	31.228	1:16.875	76.82	6.736	09:37:45.147	
3 -	42.774	31.863	1:14.637	79.12	4.498	09:38:59.784	
4 -	45.696	31.724	1:17.420	76.28	7.281	09:40:17.204	
5 -	42.831	30.036	1:12.867	81.04	2.728	09:41:30.071	
6 -	42.879	29.938	1:12.817	81.10	2.678	09:42:42.888	
7 -	41.023	29.459	1:10.482 (2)	83.78	0.343	09:43:53.370	
8 -	42.130	29.628	1:11.758 (3)	82.29	1.619	09:45:05.128	
9 -	41.017	29.122	1:10.139 (1)	84.19		09:46:15.267	

P3		141 GPF		David ABRAHAM		Suzuki RG570 - Cambridge Motorcycles	
IDEAL LAP TIME : 1:10.521		BEST LAP TIME : 1:10.710		DIFFERENCE : 0.189			
LAP	SECTOR 1	SECTOR 2	LAP TIME	MPH	DIFF	TIME OF DAY	
1 -	52.186	32.504	1:24.690	69.73	13.980	09:36:07.416	
2 -	44.395	30.380	1:14.775	78.97	4.065	09:37:22.191	
3 -	42.465	29.377	1:11.842	82.20	1.132	09:38:34.033	
4 -	41.473	29.237	1:10.710 (1)	83.51		09:39:44.743	
5 -	42.863	29.348	1:12.211	81.78	1.501	09:40:56.954	
6 -			1:11.804	82.24	1.094	09:42:08.758	
7 -	42.154	29.048	1:11.202 (2)	82.94	0.492	09:43:19.960	
8 -	42.208	29.410	1:11.618	82.46	0.908	09:44:31.578	
9 -	42.098	29.524	1:11.622	82.45	0.912	09:45:43.200	
10 -			1:11.347 (3)	82.77	0.637	09:46:54.547	

P4		88 GPF		Michael STANLEY		Yamaha TZR250 -	
IDEAL LAP TIME : 1:10.688		BEST LAP TIME : 1:10.883		DIFFERENCE : 0.195			
LAP	SECTOR 1	SECTOR 2	LAP TIME	MPH	DIFF	TIME OF DAY	
1 -	49.899	31.793	1:21.692	72.29	10.809	09:35:56.553	
2 -	44.560	30.342	1:14.902	78.84	4.019	09:37:11.455	
3 -	42.058	30.160	1:12.218	81.77	1.335	09:38:23.673	
4 -	41.753	29.641	1:11.394	82.71	0.511	09:39:35.067	
5 -	41.938	29.988	1:11.926	82.10	1.043	09:40:46.993	
6 -	42.859	30.628	1:13.487	80.36	2.604	09:42:00.480	
7 -	41.568	29.602	1:11.170 (3)	82.97	0.287	09:43:11.650	
8 -	41.086	29.797	1:10.883 (1)	83.31		09:44:22.533	
9 -	41.526	30.068	1:11.594	82.48	0.711	09:45:34.127	
10 -	41.525	29.613	1:11.138 (2)	83.01	0.255	09:46:45.265	

BMCR - MRO Championships 2022 - Rnd 2 @ Silverstone National

BMZRC 250MZs & Blue Haze GPF

QUALIFYING - SECTOR ANALYSIS



SECTOR 1 = FL to I1, SECTOR 2 = I1 to FL, DIFF = Difference To Personal Best Lap, P = Crossed Finish Line in Pit Lane, D = Time Disallowed

P5 333 GPF		Mark STUBBERFIELD		Yamaha TZR250 - Polished concrete London			
IDEAL LAP TIME : 1:10.546		BEST LAP TIME : 1:10.919		DIFFERENCE : 0.373			
LAP	SECTOR 1	SECTOR 2	LAP TIME	MPH	DIFF	TIME OF DAY	
1 -	48.083	30.424	1:18.507	75.22	7.588	09:35:54.675	
2 -	43.490	29.800	1:13.290	80.57	2.371	09:37:07.965	
3 -	43.341	29.450	1:12.791	81.13	1.872	09:38:20.756	
4 -	42.381	30.116	1:12.497	81.46	1.578	09:39:33.253	
5 -	43.172	29.884	1:13.056	80.83	2.137	09:40:46.309	
6 -	43.228	30.746	1:13.974	79.83	3.055	09:42:00.283	
7 -	42.245	29.566	1:11.811	82.23	0.892	09:43:12.094	
8 -	41.822	29.097	1:10.919 (1)	83.27		09:44:23.013	
9 -	41.896	29.517	1:11.413 (3)	82.69	0.494	09:45:34.426	
10 -	42.392	28.724	1:11.116 (2)	83.04	0.197	09:46:45.542	

P6 55 GPF		Paul TOLAND		Yamaha TZR250 - Kippers keys			
IDEAL LAP TIME : 1:11.353		BEST LAP TIME : 1:11.353		DIFFERENCE : 0.000			
LAP	SECTOR 1	SECTOR 2	LAP TIME	MPH	DIFF	TIME OF DAY	
1 -	50.088	33.637	1:23.725	70.53	12.372	09:36:13.218	
2 -	43.932	31.156	1:15.088	78.64	3.735	09:37:28.306	
3 -	42.320	30.510	1:12.830	81.08	1.477	09:38:41.136	
4 -	41.946	30.188	1:12.134 (3)	81.87	0.781	09:39:53.270	
5 -	42.056	30.262	1:12.318	81.66	0.965	09:41:05.588	
6 -	42.235	30.946	1:13.181	80.69	1.828	09:42:18.769	
7 -	42.075	30.088	1:12.163	81.83	0.810	09:43:30.932	
8 -	42.499	29.594	1:12.093 (2)	81.91	0.740	09:44:43.025	
9 -	42.242	29.998	1:12.240	81.75	0.887	09:45:55.265	
10 -	41.775	29.578	1:11.353 (1)	82.76		09:47:06.618	

P7 247 GPF		Lee HEALEY		Suzuki VJ22 -			
IDEAL LAP TIME : 1:11.390		BEST LAP TIME : 1:11.879		DIFFERENCE : 0.489			
LAP	SECTOR 1	SECTOR 2	LAP TIME	MPH	DIFF	TIME OF DAY	
1 -	58.608	36.213	1:34.821	62.28	22.942	09:36:17.443	
2 -	46.564	33.452	1:20.016	73.80	8.137	09:37:37.459	
3 -	46.304	30.883	1:17.187	76.51	5.308	09:38:54.646	
4 -	43.733	30.821	1:14.554	79.21	2.675	09:40:09.200	
5 -	42.999	30.664	1:13.663	80.17	1.784	09:41:22.863	
6 -	47.318	32.498	1:19.816	73.99	7.937	09:42:42.679	
7 -	43.346	29.730	1:13.076 (3)	80.81	1.197	09:43:55.755	
8 -	41.983	29.896	1:11.879 (1)	82.16		09:45:07.634	
9 -	41.660	30.418	1:12.078 (2)	81.93	0.199	09:46:19.712	

P8 69		Alexander MANN		MZ TS 250 - HS RACING			
IDEAL LAP TIME : 1:13.166		BEST LAP TIME : 1:13.166		DIFFERENCE : 0.000			
LAP	SECTOR 1	SECTOR 2	LAP TIME	MPH	DIFF	TIME OF DAY	
1 -	51.515	32.769	1:24.284	70.06	11.118	09:36:14.364	
2 -	44.684	30.723	1:15.407	78.31	2.241	09:37:29.771	
3 -	43.627	30.083	1:13.710 (3)	80.12	0.544	09:38:43.481	
4 -	43.587	29.996	1:13.583 (2)	80.25	0.417	09:39:57.064	
5 -	44.288	29.854	1:14.142	79.65	0.976	09:41:11.206	
6 -	43.907	30.231	1:14.138	79.65	0.972	09:42:25.344	
7 -	44.132	29.954	1:14.086	79.71	0.920	09:43:39.430	
8 -	43.564	29.602	1:13.166 (1)	80.71		09:44:52.596	
9 -	44.666	30.134	1:14.800	78.95	1.634	09:46:07.396	
10 -	43.882	30.237	1:14.119	79.67	0.953	09:47:21.515	

BMCRC - MRO Championships 2022 - Rnd 2 @ Silverstone National

BMZRC 250MZs & Blue Haze GPF

QUALIFYING - SECTOR ANALYSIS



SECTOR 1 = FL to I1, SECTOR 2 = I1 to FL, DIFF = Difference To Personal Best Lap, P = Crossed Finish Line in Pit Lane, D = Time Disallowed

P9 85		Andrew WALES		MZ ETZ 250 - Illuminated Design LTD			
IDEAL LAP TIME : 1:13.257		BEST LAP TIME : 1:13.257		DIFFERENCE : 0.000			
LAP	SECTOR 1	SECTOR 2	LAP TIME	MPH	DIFF	TIME OF DAY	
1 -	51.332	31.646	1:22.978	71.17	9.721	09:36:11.719	
2 -	45.133	30.872	1:16.005	77.70	2.748	09:37:27.724	
3 -	45.065	30.274	1:15.339	78.38	2.082	09:38:43.063	
4 -	44.786	30.133	1:14.919	78.82	1.662	09:39:57.982	
5 -	44.387	29.959	1:14.346	79.43	1.089	09:41:12.328	
6 -	44.546	29.754	1:14.300 (3)	79.48	1.043	09:42:26.628	
7 -	43.756	29.501	1:13.257 (1)	80.61		09:43:39.885	
8 -	44.175	30.160	1:14.335	79.44	1.078	09:44:54.220	
9 -	44.782	29.554	1:14.336	79.44	1.079	09:46:08.556	
10 -	44.111	29.871	1:13.982 (2)	79.82	0.725	09:47:22.538	

P10 70 GPF		Andrew BURSCOUGH		Yamaha YPVS 350 - Apollo/Merlin/Abbey/Martitanium			
IDEAL LAP TIME : 1:13.381		BEST LAP TIME : 1:13.381		DIFFERENCE : 0.000			
LAP	SECTOR 1	SECTOR 2	LAP TIME	MPH	DIFF	TIME OF DAY	
1 -	52.937	33.802	1:26.739	68.08	13.358	09:36:17.898	
2 -	45.512	32.340	1:17.852	75.85	4.471	09:37:35.750	
3 -	44.182	31.155	1:15.337	78.39	1.956	09:38:51.087	
4 -	43.560	31.767	1:15.327	78.40	1.946	09:40:06.414	
5 -	44.086	31.220	1:15.306	78.42	1.925	09:41:21.720	
6 -	49.517	32.095	1:21.612	72.36	8.231	09:42:43.332	
7 -	43.629	31.002	1:14.631 (3)	79.13	1.250	09:43:57.963	
8 -	42.805	30.576	1:13.381 (1)	80.47		09:45:11.344	
9 -	43.183	31.316	1:14.499 (2)	79.27	1.118	09:46:25.843	

P11 95		Christopher ROGERS		MZ ETZ 250 - CB Racing			
IDEAL LAP TIME : 1:13.524		BEST LAP TIME : 1:13.524		DIFFERENCE : 0.000			
LAP	SECTOR 1	SECTOR 2	LAP TIME	MPH	DIFF	TIME OF DAY	
1 -	52.214	33.439	1:25.653	68.94	12.129	09:36:17.559	
2 -	47.347	33.277	1:20.624	73.24	7.100	09:37:38.183	
3 -	45.819	31.757	1:17.576	76.12	4.052	09:38:55.759	
4 -	45.144	31.072	1:16.216	77.48	2.692	09:40:11.975	
5 -	44.799	30.481	1:15.280 (3)	78.44	1.756	09:41:27.255	
6 -	44.003	31.710	1:15.713	78.00	2.189	09:42:42.968	
7 -	43.612	30.421	1:14.033 (2)	79.77	0.509	09:43:57.001	
8 -	44.323	31.292	1:15.615	78.10	2.091	09:45:12.616	
9 -	43.514	30.010	1:13.524 (1)	80.32		09:46:26.140	

P12 81		Scott GRANT		MZ ETZ 250 - Katie, Mum and Dad			
IDEAL LAP TIME : 1:13.355		BEST LAP TIME : 1:13.566		DIFFERENCE : 0.211			
LAP	SECTOR 1	SECTOR 2	LAP TIME	MPH	DIFF	TIME OF DAY	
1 -	50.636	31.921	1:22.557	71.53	8.991	09:36:02.774	
2 -	45.541	30.217	1:15.758	77.95	2.192	09:37:18.532	
3 -	44.940	30.044	1:14.984	78.75	1.418	09:38:33.516	
4 -	44.201	29.365	1:13.566 (1)	80.27		09:39:47.082	
5 -	44.020	29.556	1:13.576 (3)	80.26	0.010	09:41:00.658	
6 -	44.162	29.858	1:14.020	79.78	0.454	09:42:14.678	
7 -	43.990	29.577	1:13.567 (2)	80.27	0.001	09:43:28.245	
8 -	44.293	29.540	1:13.833	79.98	0.267	09:44:42.078	
9 -	47.509	IN PIT	1:30.029 P	65.59	16.463	09:46:12.107	

BMCR - MRO Championships 2022 - Rnd 2 @ Silverstone National

BMZRC 250MZs & Blue Haze GPF

QUALIFYING - SECTOR ANALYSIS



SECTOR 1 = FL to I1, SECTOR 2 = I1 to FL, DIFF = Difference To Personal Best Lap, P = Crossed Finish Line in Pit Lane, D = Time Disallowed

P13 550		Harrison DESSOY		MZ ETZ 250 - Online Lubricants			
IDEAL LAP TIME : 1:13.169		BEST LAP TIME : 1:13.613		DIFFERENCE : 0.444			
LAP	SECTOR 1	SECTOR 2	LAP TIME	MPH	DIFF	TIME OF DAY	
1 -	54.951	30.843	1:25.794	68.83	12.181	09:36:30.949	
2 -	44.568	29.954	1:14.522	79.24	0.909	09:37:45.471	
3 -	44.609	29.369	1:13.978	79.83	0.365	09:38:59.449	
4 -	43.949	30.008	1:13.957 (3)	79.85	0.344	09:40:13.406	
5 -	43.800	29.979	1:13.779 (2)	80.04	0.166	09:41:27.185	
6 -	43.887	31.418	1:15.305	78.42	1.692	09:42:42.490	
7 -	44.208	31.405	1:15.613	78.10	2.000	09:43:58.103	
8 -	44.079	30.062	1:14.141	79.65	0.528	09:45:12.244	
9 -	43.847	29.766	1:13.613 (1)	80.22		09:46:25.857	

P14 96		Chris KENT		MZ ETZ 250 - Powder House Coatings Ltd			
IDEAL LAP TIME : 1:13.899		BEST LAP TIME : 1:13.962		DIFFERENCE : 0.063			
LAP	SECTOR 1	SECTOR 2	LAP TIME	MPH	DIFF	TIME OF DAY	
1 -	52.613	33.111	1:25.724	68.89	11.762	09:36:02.857	
2 -	46.349	31.085	1:17.434	76.26	3.472	09:37:20.291	
3 -	44.760	30.905	1:15.665	78.05	1.703	09:38:35.956	
4 -	44.862	30.663	1:15.525	78.19	1.563	09:39:51.481	
5 -	44.536	30.987	1:15.523	78.19	1.561	09:41:07.004	
6 -	45.521	30.968	1:16.489	77.20	2.527	09:42:23.493	
7 -	45.167	30.797	1:15.964	77.74	2.002	09:43:39.457	
8 -	44.532	30.367	1:14.899 (3)	78.84	0.937	09:44:54.356	
9 -	44.591	29.755	1:14.346 (2)	79.43	0.384	09:46:08.702	
10 -	44.144	29.818	1:13.962 (1)	79.84		09:47:22.664	

P15 199 GPF		Michael FROST		Yamaha TZR250 -			
IDEAL LAP TIME : 1:16.040		BEST LAP TIME : 1:16.040		DIFFERENCE : 0.000			
LAP	SECTOR 1	SECTOR 2	LAP TIME	MPH	DIFF	TIME OF DAY	
1 -	54.614	34.083	1:28.697 (3)	66.58	12.657	09:36:13.111	
2 -	45.170	32.389	1:17.559 (2)	76.14	1.519	09:37:30.670	
3 -	44.502	31.538	1:16.040 (1)	77.66		09:38:46.710	
4 -	46.098	IN PIT	1:32.302 P	63.98	16.262	09:40:19.012	

P16 9		Gary HOWLETT		MZ TS250 - HS Racing			
IDEAL LAP TIME : 1:16.255		BEST LAP TIME : 1:16.360		DIFFERENCE : 0.105			
LAP	SECTOR 1	SECTOR 2	LAP TIME	MPH	DIFF	TIME OF DAY	
1 -	54.211	33.011	1:27.222	67.70	10.862	09:36:21.821	
2 -	45.773	31.544	1:17.317	76.38	0.957	09:37:39.138	
3 -	46.151	31.760	1:17.911	75.80	1.551	09:38:57.049	
4 -	45.480	31.055	1:16.535 (2)	77.16	0.175	09:40:13.584	
5 -	45.585	30.775	1:16.360 (1)	77.33		09:41:29.944	
6 -	46.518	31.041	1:17.559	76.14	1.199	09:42:47.503	
7 -	45.755	31.123	1:16.878 (3)	76.81	0.518	09:44:04.381	
8 -	47.707	31.593	1:19.300	74.47	2.940	09:45:23.681	
9 -	46.034	31.220	1:17.254	76.44	0.894	09:46:40.935	

P17 69 GPF		Mark ELLERAY		Yamaha TZR250 - Abbot Solutions Ltd			
IDEAL LAP TIME : 1:17.013		BEST LAP TIME : 1:17.324		DIFFERENCE : 0.311			
LAP	SECTOR 1	SECTOR 2	LAP TIME	MPH	DIFF	TIME OF DAY	
1 -	1:01.966	33.792	1:35.758	61.67	18.434	09:36:37.037	
2 -	46.737	34.446	1:21.183 (3)	72.74	3.859	09:37:58.220	
3 -	45.156	32.168	1:17.324 (1)	76.37		09:39:15.544	
4 -	47.897	31.857	1:19.754 (2)	74.04	2.430	09:40:35.298	
5 -	47.208	IN PIT	1:35.307 P	61.96	17.983	09:42:10.605	

BMCRC - MRO Championships 2022 - Rnd 2 @ Silverstone National

BMZRC 250MZs & Blue Haze GPF

QUALIFYING - SECTOR ANALYSIS



SECTOR 1 = FL to I1, SECTOR 2 = I1 to FL, DIFF = Difference To Personal Best Lap, P = Crossed Finish Line in Pit Lane, D = Time Disallowed

P18 32		John ASHMEAD		MZ ETZ 250 -			
IDEAL LAP TIME : 1:17.091		BEST LAP TIME : 1:17.422		DIFFERENCE : 0.331			
LAP	SECTOR 1	SECTOR 2	LAP TIME	MPH	DIFF	TIME OF DAY	
1 -	52.871	33.078	1:25.949	68.71	8.527	09:36:18.734	
2 -	47.367	32.701	1:20.068	73.75	2.646	09:37:38.802	
3 -	46.640	33.248	1:19.888	73.92	2.466	09:38:58.690	
4 -	46.240	33.435	1:19.675	74.12	2.253	09:40:18.365	
5 -	45.365	32.818	1:18.183 (3)	75.53	0.761	09:41:36.548	
6 -	46.537	31.961	1:18.498	75.23	1.076	09:42:55.046	
7 -	45.508	31.914	1:17.422 (1)	76.27		09:44:12.468	
8 -	46.377	31.823	1:18.200	75.52	0.778	09:45:30.668	
9 -	45.838	31.726	1:17.564 (2)	76.13	0.142	09:46:48.232	

P19 13 R		Gordon RYAN		MZ ETZ 250 - Prism Work Psychology			
IDEAL LAP TIME : 1:17.902		BEST LAP TIME : 1:18.309		DIFFERENCE : 0.407			
LAP	SECTOR 1	SECTOR 2	LAP TIME	MPH	DIFF	TIME OF DAY	
1 -	58.197	34.221	1:32.418	63.90	14.109	09:36:16.072	
2 -	48.185	34.669	1:22.854	71.27	4.545	09:37:38.926	
3 -	47.251	32.368	1:19.619	74.17	1.310	09:38:58.545	
4 -	46.540	32.638	1:19.178 (3)	74.58	0.869	09:40:17.723	
5 -	46.176	32.133	1:18.309 (1)	75.41		09:41:36.032	
6 -	47.193	33.014	1:20.207	73.63	1.898	09:42:56.239	
7 -	46.664	31.860	1:18.524 (2)	75.20	0.215	09:44:14.763	
8 -	47.635	31.726	1:19.361	74.41	1.052	09:45:34.124	
9 -	50.071	31.998	1:22.069	71.95	3.760	09:46:56.193	

P20 30 GPF		Dan NEMATI		Yamaha TZR250 -			
IDEAL LAP TIME : 1:18.087		BEST LAP TIME : 1:18.601		DIFFERENCE : 0.514			
LAP	SECTOR 1	SECTOR 2	LAP TIME	MPH	DIFF	TIME OF DAY	
1 -	55.881	35.667	1:31.548	64.50	12.947	09:36:16.389	
2 -	47.268	33.642	1:20.910	72.99	2.309	09:37:37.299	
3 -	46.576	33.391	1:19.967	73.85	1.366	09:38:57.266	
4 -	45.542	33.123	1:18.665 (2)	75.07	0.064	09:40:15.931	
5 -	46.056	32.545	1:18.601 (1)	75.13		09:41:34.532	
6 -	47.433	33.423	1:20.856	73.03	2.255	09:42:55.388	
7 -	46.556	32.831	1:19.387	74.39	0.786	09:44:14.775	
8 -	46.485	32.921	1:19.406	74.37	0.805	09:45:34.181	
9 -	45.954	32.974	1:18.928 (3)	74.82	0.327	09:46:53.109	

P21 93		Andrew WELTON		MZ ETZ 250 - Chilton Motors			
IDEAL LAP TIME : 1:19.061		BEST LAP TIME : 1:19.309		DIFFERENCE : 0.248			
LAP	SECTOR 1	SECTOR 2	LAP TIME	MPH	DIFF	TIME OF DAY	
1 -	55.296	32.894	1:28.190	66.96	8.881	09:36:22.347	
2 -	47.426	32.698	1:20.124	73.70	0.815	09:37:42.471	
3 -	47.326	32.220	1:19.546 (2)	74.24	0.237	09:39:02.017	
4 -	47.568	32.344	1:19.912	73.90	0.603	09:40:21.929	
5 -	47.098	32.211	1:19.309 (1)	74.46		09:41:41.238	
6 -	47.226	32.632	1:19.858	73.95	0.549	09:43:01.096	
7 -	47.520	32.101	1:19.621 (3)	74.17	0.312	09:44:20.717	
8 -	47.783	31.975	1:19.758	74.04	0.449	09:45:40.475	
9 -	47.980	31.963	1:19.943	73.87	0.634	09:47:00.418	

P22 22		Simon FINCH		MZ ETZ 250 - BlueCloud Projects Ltd			
IDEAL LAP TIME : 1:18.196		BEST LAP TIME : 1:19.366		DIFFERENCE : 1.170			
LAP	SECTOR 1	SECTOR 2	LAP TIME	MPH	DIFF	TIME OF DAY	
1 -	46.565	32.801	1:19.366 (1)	74.41		09:43:35.096	
2 -	47.859	31.733	1:19.592 (2)	74.19	0.226	09:44:54.688	
3 -	46.463	33.210	1:19.673 (3)	74.12	0.307	09:46:14.361	

BMCRC - MRO Championships 2022 - Rnd 2 @ Silverstone National

BMZRC 250MZs & Blue Haze GPF

QUALIFYING - SECTOR ANALYSIS



SECTOR 1 = FL to I1, SECTOR 2 = I1 to FL, DIFF = Difference To Personal Best Lap, P = Crossed Finish Line in Pit Lane, D = Time Disallowed

P23 3 Max MAUD		MZ ETZ 250 -				
IDEAL LAP TIME : 1:19.619		BEST LAP TIME : 1:19.619		DIFFERENCE : 0.000		
LAP	SECTOR 1	SECTOR 2	LAP TIME	MPH	DIFF	TIME OF DAY
1 -	1:01.876	34.618	1:36.494	61.20	16.875	09:36:17.906
2 -	49.457	33.021	1:22.478	71.60	2.859	09:37:40.384
3 -	47.346	32.273	1:19.619 (1)	74.17		09:39:00.003
4 -	47.446	32.613	1:20.059 (3)	73.76	0.440	09:40:20.062
5 -	47.588	32.370	1:19.958 (2)	73.85	0.339	09:41:40.020
6 -	47.966	33.049	1:21.015	72.89	1.396	09:43:01.035
7 -	48.339	33.392	1:21.731	72.25	2.112	09:44:22.766
8 -	48.519	32.391	1:20.910	72.99	1.291	09:45:43.676
9 -	48.894	32.979	1:21.873	72.13	2.254	09:47:05.549

P24 66 R Graeme LEWIS		MZ ETZ 250 -				
IDEAL LAP TIME : 1:19.820		BEST LAP TIME : 1:19.895		DIFFERENCE : 0.075		
LAP	SECTOR 1	SECTOR 2	LAP TIME	MPH	DIFF	TIME OF DAY
1 -	55.059	33.587	1:28.646	66.62	8.751	09:36:07.316
2 -	48.657	32.524	1:21.181	72.74	1.286	09:37:28.497
3 -	47.335	32.560	1:19.895 (1)	73.91		09:38:48.392
4 -	48.127	32.485	1:20.612 (2)	73.26	0.717	09:40:09.004
5 -	48.028	32.883	1:20.911	72.98	1.016	09:41:29.915
6 -	48.633	33.251	1:21.884	72.12	1.989	09:42:51.799
7 -	48.220	33.152	1:21.372	72.57	1.477	09:44:13.171
8 -	48.139	32.738	1:20.877 (3)	73.02	0.982	09:45:34.048
9 -	48.868	32.739	1:21.607	72.36	1.712	09:46:55.655

P25 46 Steve BRIGDEN		MZ ETZ 250 - Cylera - Healthcare IOT Security				
IDEAL LAP TIME : 1:22.555		BEST LAP TIME : 1:22.555		DIFFERENCE : 0.000		
LAP	SECTOR 1	SECTOR 2	LAP TIME	MPH	DIFF	TIME OF DAY
1 -	1:08.011	38.285	1:46.296	55.55	23.741	09:36:46.649
2 -	51.058	33.132	1:24.190 (3)	70.14	1.635	09:38:10.839
3 -	50.188	33.088	1:23.276 (2)	70.91	0.721	09:39:34.115
4 -	49.498	33.057	1:22.555 (1)	71.53		09:40:56.670

P26 56 Russell TURNER		MZ ETZ 250 - TT Racing				
IDEAL LAP TIME : 1:22.890		BEST LAP TIME : 1:22.890		DIFFERENCE : 0.000		
LAP	SECTOR 1	SECTOR 2	LAP TIME	MPH	DIFF	TIME OF DAY
1 -	56.166	38.336	1:34.502	62.49	11.612	09:36:16.038
2 -	52.146	35.722	1:27.868	67.21	4.978	09:37:43.906
3 -	53.021	35.846	1:28.867	66.45	5.977	09:39:12.773
4 -	51.123	34.762	1:25.885	68.76	2.995	09:40:38.658
5 -	50.852	35.150	1:26.002	68.66	3.112	09:42:04.660
6 -	49.712	34.170	1:23.882 (2)	70.40	0.992	09:43:28.542
7 -	48.842	34.048	1:22.890 (1)	71.24		09:44:51.432
8 -	49.618	35.331	1:24.949 (3)	69.52	2.059	09:46:16.381

P27 167 GPF Mark BAILEY		Yamaha TZR250 - South Eastern Air Conditioning Ltd				
IDEAL LAP TIME : 1:23.029		BEST LAP TIME : 1:23.364		DIFFERENCE : 0.335		
LAP	SECTOR 1	SECTOR 2	LAP TIME	MPH	DIFF	TIME OF DAY
1 -	55.138	34.651	1:29.789	65.77	6.425	09:36:26.274
2 -	48.902	35.054	1:23.956	70.34	0.592	09:37:50.230
3 -	50.349	34.396	1:24.745	69.68	1.381	09:39:14.975
4 -	49.336	34.489	1:23.825 (3)	70.45	0.461	09:40:38.800
5 -	49.497	34.335	1:23.832	70.44	0.468	09:42:02.632
6 -	48.694	34.997	1:23.691 (2)	70.56	0.327	09:43:26.323
7 -	48.856	34.508	1:23.364 (1)	70.84		09:44:49.687
8 -	50.439	35.250	1:25.689	68.91	2.325	09:46:15.376

BMCRC - MRO Championships 2022 - Rnd 2 @ Silverstone National

BMZRC 250MZs & Blue Haze GPF

QUALIFYING - SECTOR ANALYSIS



SECTOR 1 = FL to I1, SECTOR 2 = I1 to FL, DIFF = Difference To Personal Best Lap, P = Crossed Finish Line in Pit Lane, D = Time Disallowed

P28 63 R Clive HILLIER		MZ ETZ 250 - my pension				
IDEAL LAP TIME : 1:26.239		BEST LAP TIME : 1:26.455		DIFFERENCE : 0.216		
LAP	SECTOR 1	SECTOR 2	LAP TIME	MPH	DIFF	TIME OF DAY
1 -	57.771	34.750	1:32.521	63.83	6.066	09:36:31.889
2 -	51.489	35.339	1:26.828	68.01	0.373	09:37:58.717
3 -	52.160	35.235	1:27.395	67.57	0.940	09:39:26.112
4 -	51.674	34.781	1:26.455 (1)	68.30		09:40:52.567
5 -	51.513	35.233	1:26.746 (3)	68.08	0.291	09:42:19.313
6 -	51.886	34.853	1:26.739 (2)	68.08	0.284	09:43:46.052
7 -	52.155	35.212	1:27.367	67.59	0.912	09:45:13.419
8 -	52.409	35.460	1:27.869	67.20	1.414	09:46:41.288

P29 26 GPF Damian LEE		Yamaha TZR250 - Leed Autos				
IDEAL LAP TIME : 1:16.565		BEST LAP TIME : 1:30.024		DIFFERENCE : 13.459		
LAP	SECTOR 1	SECTOR 2	LAP TIME	MPH	DIFF	TIME OF DAY
1 -	57.078	32.946	1:30.024 (1)	65.60		09:36:32.482
2 -	43.619	IN PIT	1:28.076 P	67.05		09:38:00.558

BMCRC - MRO Championships 2022 - Rnd 2 @ Silverstone National

BMZRC 250MZs & Blue Haze GPF

QUALIFYING - BEST SECTORS

SECTOR 1				SECTOR 2				IDEAL / BEST COMPARISON				
POS	NO	NAME	TIME	NO	NAME	TIME	POS	NO	NAME	IDEAL	BEST	DIFF
									PERFECT LAP	1:08.739		
1	4	SEATH	40.825	4	SEATH	27.914	1	4	SEATH	1:08.739	1:09.185	0.446
2	45	MOORE	41.017	333	STUBBERFIELD	28.724	2	45	MOORE	1:10.139	1:10.139	0.000
3	88	STANLEY	41.086	141	ABRAHAM	29.048	3	141	ABRAHAM	1:10.521	1:10.710	0.189
4	141	ABRAHAM	41.473	45	MOORE	29.122	4	333	STUBBERFIELD	1:10.546	1:10.919	0.373
5	247	HEALEY	41.660	81	GRANT	29.365	5	88	STANLEY	1:10.688	1:10.883	0.195
6	55	TOLAND	41.775	550	DESSOY	29.369	6	55	TOLAND	1:11.353	1:11.353	0.000
7	333	STUBBERFIELD	41.822	85	WALES	29.501	7	247	HEALEY	1:11.390	1:11.879	0.489
8	70	BURSCOUGH	42.805	55	TOLAND	29.578	8	69	MANN	1:13.166	1:13.166	0.000
9	95	ROGERS	43.514	88	STANLEY	29.602	9	550	DESSOY	1:13.169	1:13.613	0.444
10	69	MANN	43.564	69	MANN	29.602	10	85	WALES	1:13.257	1:13.257	0.000
11	26	LEE	43.619	247	HEALEY	29.730	11	81	GRANT	1:13.355	1:13.566	0.211
12	85	WALES	43.756	96	KENT	29.755	12	70	BURSCOUGH	1:13.381	1:13.381	0.000
13	550	DESSOY	43.800	95	ROGERS	30.010	13	95	ROGERS	1:13.524	1:13.524	0.000
14	81	GRANT	43.990	70	BURSCOUGH	30.576	14	96	KENT	1:13.899	1:13.962	0.063
15	96	KENT	44.144	9	HOWLETT	30.775	15	199	FROST	1:16.040	1:16.040	0.000
16	199	FROST	44.502	199	FROST	31.538	16	9	HOWLETT	1:16.255	1:16.360	0.105
17	69	ELLERAY	45.156	32	ASHMEAD	31.726	17	26	LEE	1:16.565	1:30.024	13.459
18	32	ASHMEAD	45.365	13	RYAN	31.726	18	69	ELLERAY	1:17.013	1:17.324	0.311
19	9	HOWLETT	45.480	22	FINCH	31.733	19	32	ASHMEAD	1:17.091	1:17.422	0.331
20	30	NEMATI	45.542	69	ELLERAY	31.857	20	13	RYAN	1:17.902	1:18.309	0.407
21	13	RYAN	46.176	93	WELTON	31.963	21	30	NEMATI	1:18.087	1:18.601	0.514
22	22	FINCH	46.463	3	MAUD	32.273	22	22	FINCH	1:18.196	1:19.366	1.170
23	93	WELTON	47.098	66	LEWIS	32.485	23	93	WELTON	1:19.061	1:19.309	0.248
24	66	LEWIS	47.335	30	NEMATI	32.545	24	3	MAUD	1:19.619	1:19.619	0.000
25	3	MAUD	47.346	26	LEE	32.946	25	66	LEWIS	1:19.820	1:19.895	0.075
26	167	BAILEY	48.694	46	BRIGDEN	33.057	26	46	BRIGDEN	1:22.555	1:22.555	0.000
27	56	TURNER	48.842	56	TURNER	34.048	27	56	TURNER	1:22.890	1:22.890	0.000
28	46	BRIGDEN	49.498	167	BAILEY	34.335	28	167	BAILEY	1:23.029	1:23.364	0.335
29	63	HILLIER	51.489	63	HILLIER	34.750	29	63	HILLIER	1:26.239	1:26.455	0.216
30												
31												

BMCRC - MRO Championships 2022 - Rnd 2 @ Silverstone National

BMZRC 250MZs & Blue Haze GPF

QUALIFYING - STATISTICS

Competitors Started	31
Planned Start	2022-04-02 @ 09:34:00.000
Actual Start	2022-04-02 @ 09:34:25.066
Finish Time	2022-04-02 @ 09:46:12.164
Track Length	1.6404mi.
Total Laps	239
Total Distance Covered	392.0707mi.

Session Fastest Lap History

NO	CL	NAME	LAP TIME	TIME OF DAY	LAP	VEHICLE
333	GPF	Mark STUBBERFIELD	1:18.507	09:35:54.685	1	Yamaha TZR250
333	GPF	Mark STUBBERFIELD	1:13.290	09:37:07.974	2	Yamaha TZR250
4	GPF	James SEATH	1:12.768	09:37:09.617	2	Aprilia RS250
4	GPF	James SEATH	1:10.292	09:38:19.910	3	Aprilia RS250
4	GPF	James SEATH	1:09.704	09:39:29.615	4	Aprilia RS250
4	GPF	James SEATH	1:09.330	09:40:38.943	5	Aprilia RS250
4	GPF	James SEATH	1:09.230	09:45:19.995	9	Aprilia RS250
4	GPF	James SEATH	1:09.185	09:46:29.180	10	Aprilia RS250

Flag History

TYPE	TIME OF DAY
GREEN	09:34:25.066
FINISH	09:46:12.164

Flag Statistics

TYPE	COUNT	TOTAL LAPS	TOTAL TIME
Green	1	10	13:05.735
Red	0	0	0.000
Safety Car	0	0	0.000
FCY	0	0	0.000

BMCRC - MRO Championships 2022 - Rnd 2 @ Silverstone National

BMZRC 250MZs & Blue Haze GPF

QUALIFYING - STATISTICS

CLASS : GPF

13 Starters

Fastest Lap History

NO	NAME	LAP TIME	TIME OF DAY	LAP	VEHICLE
333	Mark STUBBERFIELD	1:18.507	09:35:54.685	1	Yamaha TZR250
333	Mark STUBBERFIELD	1:13.290	09:37:07.974	2	Yamaha TZR250
4	James SEATH	1:12.768	09:37:09.617	2	Aprilia RS250
4	James SEATH	1:10.292	09:38:19.910	3	Aprilia RS250
4	James SEATH	1:09.704	09:39:29.615	4	Aprilia RS250
4	James SEATH	1:09.330	09:40:38.943	5	Aprilia RS250
4	James SEATH	1:09.230	09:45:19.995	9	Aprilia RS250
4	James SEATH	1:09.185	09:46:29.180	10	Aprilia RS250

BMCRC - MRO Championships 2022 - Rnd 2 @ Silverstone National

BMZRC 250MZs & Blue Haze GPF

QUALIFYING - STATISTICS

CLASS :

14 Starters

Fastest Lap History

NO	NAME	LAP TIME	TIME OF DAY	LAP	VEHICLE
81	Scott GRANT	1:22.557	09:36:02.781	1	MZ ETZ 250
81	Scott GRANT	1:15.758	09:37:18.540	2	MZ ETZ 250
69	Alexander MANN	1:15.407	09:37:29.778	2	MZ TS 250
550	Harrison DESSOY	1:14.522	09:37:45.479	2	MZ ETZ 250
69	Alexander MANN	1:13.710	09:38:43.488	3	MZ TS 250
81	Scott GRANT	1:13.566	09:39:47.089	4	MZ ETZ 250
85	Andrew WALES	1:13.257	09:43:39.892	7	MZ ETZ 250
69	Alexander MANN	1:13.166	09:44:52.603	8	MZ TS 250

BMCRC - MRO Championships 2022 - Rnd 2 @ Silverstone National

BMZRC 250MZs & Blue Haze GPF

QUALIFYING - STATISTICS

CLASS : R

4 Starters

Fastest Lap History

NO	NAME	LAP TIME	TIME OF DAY	LAP	VEHICLE
66	Graeme LEWIS	1:28.646	09:36:07.324	1	MZ ETZ 250
66	Graeme LEWIS	1:21.181	09:37:28.504	2	MZ ETZ 250
66	Graeme LEWIS	1:19.895	09:38:48.400	3	MZ ETZ 250
13	Gordon RYAN	1:19.619	09:38:58.554	3	MZ ETZ 250
13	Gordon RYAN	1:19.178	09:40:17.732	4	MZ ETZ 250
13	Gordon RYAN	1:18.309	09:41:36.041	5	MZ ETZ 250

BMCRC - MRO Championships 2022 - Rnd 2 @ Silverstone National

BMZRC 250MZs & Blue Haze GPF



RACE 3 - GRID (8 Laps)

ROW 13	39		38		37	14 Andy MARKS	
ROW 12	36	75 Peter WOODALL	35	565 Louis KERSHAW	34	63 Clive HILLIER 1:26.455	
ROW 11		33	56 Russell TURNER 1:22.890	32	46 Steve BRIGDEN 1:22.555	31	66 Graeme LEWIS 1:19.895
ROW 10	30	3 Max MAUD 1:19.619	29	22 Simon FINCH 1:19.366	28	93 Andrew WELTON 1:19.309	
ROW 9		27	13 Gordon RYAN 1:18.309	26	32 John ASHMEAD 1:17.422	25	9 Gary HOWLETT 1:16.360
ROW 8	24	96 Chris KENT 1:13.962	23	550 Harrison DESSOY 1:13.613	22	81 Scott GRANT 1:13.566	
ROW 7		21	95 Christopher ROGERS 1:13.524	20	85 Andrew WALES 1:13.257	19	69 Alexander MANN 1:13.166
ROW 6	18		17		16		
ROW 5		15		14		13	26 Damian LEE 1:30.024
ROW 4	12	167 Mark BAILEY 1:23.364	11	30 Dan NEMATI 1:18.601	10	69 Mark ELLERAY 1:17.324	
ROW 3		9	199 Michael FROST 1:16.040	8	70 Andrew BURSCOUGH 1:13.381	7	247 Lee HEALEY 1:11.879
ROW 2	6	55 Paul TOLAND 1:11.353	5	333 Mark STUBBERFIELD 1:10.919	4	88 Michael STANLEY 1:10.883	
ROW 1		3	141 David ABRAHAM 1:10.710	2	45 Peter MOORE 1:10.139	1	4 James SEATH 1:09.185
Pole							

Silverstone National: 1.6404 miles

These results are provisional until the conclusion of any judicial and technical matters.

Clerk Of Course :	Stewards :	Timekeeper : Craig Smith
-------------------	------------	--------------------------

Results can be found at www.tsl-timing.com

Printed - 09:49 Saturday, 02 April 2022



BMCRC - MRO Championships 2022 - Rnd 2 @ Silverstone National

BMZRC 250MZs & Blue Haze GPF

RACE 3 - CLASSIFICATION



POS	NO	CL	PIC NAME	ENTRY	LAPS	TIME	GAP	DIFF	MPH	BEST	ON
1	141	GPF	1 David ABRAHAM	Suzuki RG570 - Cambridge Motorcycles	8	9:15.325			85.07	1:08.014	7
2	55	GPF	2 Paul TOLAND	Yamaha TZR250 - Kippers keys	8	9:18.991	3.666	3.666	84.51	1:08.557	8
3	88	GPF	3 Michael STANLEY	Yamaha TZR250 -	8	9:19.616	4.291	0.625	84.42	1:08.507	8
4	4	GPF	4 James SEATH	Aprilia RS250 - Ovenden Earthmoving	8	9:19.754	4.429	0.138	84.40	1:08.378	8
5	70	GPF	5 Andrew BURSCOUGH	Yamaha YPVS 350 - Apollo/Merlin/Abbey/Martitaniu	8	9:21.763	6.438	2.009	84.10	1:09.248	7
6	45	GPF	6 Peter MOORE	Yamaha TZR250 -	8	9:26.706	11.381	4.943	83.36	1:09.605	4
7	247	GPF	7 Lee HEALEY	Suzuki VJ22 -	8	9:32.843	17.518	6.137	82.47	1:10.108	4
8	333	GPF	8 Mark STUBBERFIELD	Yamaha TZR250 - Polished concrete London	8	9:37.086	21.761	4.243	81.86	1:10.913	3
9	26	GPF	9 Damian LEE	Yamaha TZR250 - Leed Autos	8	9:37.267	21.942	0.181	81.84	1:11.344	2
10	199	GPF	10 Michael FROST	Yamaha TZR250 -	8	9:56.293	40.968	19.026	79.23	1:13.557	8
11	169	GPF	11 Mark ELLERAY	Yamaha TZR250 - Abbot Solutions Ltd	8	10:05.239	49.914	8.946	78.06	1:14.610	5
12	550		1 Harrison DESSOY	MZ ETZ 250 - Online Lubricants	8	10:05.591	50.266	0.352	78.01	1:11.516	8
13	81		2 Scott GRANT	MZ ETZ 250 - Katie, Mum and Dad	8	10:05.665	50.340	0.074	78.00	1:11.507	8
14	95		3 Christopher ROGERS	MZ ETZ 250 - CB Racing	8	10:06.117	50.792	0.452	77.94	1:11.726	8
15	69		4 Alexander MANN	MZ TS 250 - HS RACING	8	10:06.934	51.609	0.817	77.84	1:11.805	7
16	96		5 Chris KENT	MZ ETZ 250 - Powder House Coatings Ltd	8	10:12.825	57.500	5.891	77.09	1:12.577	3
17	85		6 Andrew WALES	MZ ETZ 250 - Illuminated Design LTD	8	10:12.832	57.507	0.007	77.09	1:12.520	4
18	30	GPF	12 Dan NEMATI	Yamaha TZR250 -	8	10:14.313	58.988	1.481	76.90	1:15.383	7
19	75		7 Peter WOODALL	MZ ETZ 250 - Online Lubricants	7	9:17.415	1 Lap	1 Lap	74.16	1:14.303	2
20	167	GPF	13 Mark BAILEY	Yamaha TZR250 - South Eastern Air Conditioning It	7	9:17.711	1 Lap	0.296	74.12	1:18.297	3
21	9		8 Gary HOWLETT	MZ TS250 - HS Racing	7	9:19.336	1 Lap	1.625	73.90	1:15.281	7
22	32		9 John ASHMEAD	MZ ETZ 250 -	7	9:20.360	1 Lap	1.024	73.77	1:15.884	3
23	22		10 Simon FINCH	MZ ETZ 250 - BlueCloud Projects Ltd	7	9:32.960	1 Lap	12.600	72.15	1:17.209	2
24	13	R	1 Gordon RYAN	MZ ETZ 250 - Prism Work Psychology	7	9:39.478	1 Lap	6.518	71.33	1:17.991	6
25	66	R	2 Graeme LEWIS	MZ ETZ 250 -	7	9:43.924	1 Lap	4.446	70.79	1:18.360	6
26	93		11 Andrew WELTON	MZ ETZ 250 - Chilton Motors	7	9:44.302	1 Lap	0.378	70.75	1:18.534	2
27	565	R	3 Louis KERSHAW	MZ ETZ 250 -	7	9:53.143	1 Lap	8.841	69.69	1:19.371	7
28	56		12 Russell TURNER	MZ ETZ 250 - TT Racing	7	9:53.498	1 Lap	0.355	69.65	1:19.662	4
29	63	R	4 Clive HILLIER	MZ ETZ 250 - my pension	7	10:14.045	1 Lap	20.547	67.32	1:22.582	3

NOT CLASSIFIED

DNF	46		Steve BRIGDEN	MZ ETZ 250 - Cylera - Healthcare IOT Security	0						
-----	----	--	---------------	---	---	--	--	--	--	--	--

NOT STARTED

NS	3		Max MAUD	MZ ETZ 250 -							
----	---	--	----------	--------------	--	--	--	--	--	--	--

FASTEST LAP

141	GPF	David ABRAHAM	Suzuki RG570 - Cambridge Motorcycles	7	1:08.014	86.83 mph	139.73 kph
81		Scott GRANT	MZ ETZ 250 - Katie, Mum and Dad	8	1:11.507	82.58 mph	132.91 kph
13	R	Gordon RYAN	MZ ETZ 250 - Prism Work Psychology	6	1:17.991	75.72 mph	121.86 kph

Class GPF - 92.5% of Race Speed = 78.68 mph

Class - 92.5% of Race Speed = 72.15 mph

Class R - 92.5% of Race Speed = 65.98 mph

Race Distance: 8 Laps / 13.12 miles

Silverstone National: 1.6404 miles

Date: 02/04/2022 Start: 12:42 Finish: 12:51

Weather / Track : Cloudy / Dry

These results are provisional until the conclusion of any judicial and technical matters.

Clerk Of Course :	Stewards :	Timekeeper : Craig Smith
-------------------	------------	--------------------------

Results can be found at www.tsl-timing.com

Printed - 12:55 Saturday, 02 April 2022



BMCR - MRO Championships 2022 - Rnd 2 @ Silverstone National

BMZRC 250MZs & Blue Haze GPF

RACE 3 - LAP CHART

LAP 1 @ 12:43:40.106		
NO	BEHIND	LAP TIME

4		1:11.713
141	0.029	1:11.742
55	0.301	1:12.014
70	0.612	1:12.325
88	0.768	1:12.481
45	1.400	1:13.113
333	2.035	1:13.748
247	2.756	1:14.469
26	3.616	1:15.329
199	5.025	1:16.738
169	7.204	1:18.917
30	8.086	1:19.799
167	9.037	1:20.750
550	28.384	1:40.097
69	28.493	1:40.206
95	28.773	1:40.486
85	28.928	1:40.641
81	29.000	1:40.713
96	29.208	1:40.921
32	31.177	1:42.890
75	31.857	1:43.570
9	32.301	1:44.014
22	32.786	1:44.499
13	35.204	1:46.917
93	38.048	1:49.761
56	38.086	1:49.799
66	38.170	1:49.883
565	38.602	1:50.315
63	39.364	1:51.077

LAP 2 @ 12:44:51.386		
NO	BEHIND	LAP TIME

70		1:10.668
141	0.086	1:11.337
88	0.331	1:10.843
55	0.416	1:11.395
4	0.751	1:12.031
45	1.670	1:11.550
247	2.982	1:11.506
333	3.422	1:12.667
26	3.680	1:11.344
199	8.425	1:14.680
169	11.809	1:15.885
30	14.151	1:17.345
167	16.538	1:18.781
550	29.638	1:12.534
69	29.996	1:12.783
95	30.305	1:12.812
81	30.358	1:12.638
85	30.707	1:13.059
96	30.846	1:12.918
75	34.880	1:14.303
32	36.249	1:16.352
9	36.569	1:15.548
22	38.715	1:17.209
13	42.755	1:18.831
93	45.302	1:18.534
66	46.471	1:19.581
565	48.461	1:21.139
56	49.269	1:22.463
63	50.828	1:22.744

LAP 3 @ 12:46:00.032		
NO	BEHIND	LAP TIME

141		1:08.560
88	1.465	1:09.780
70	1.769	1:10.415
55	1.880	1:10.110
4	2.357	1:10.252
45	2.908	1:09.884
247	4.822	1:10.486
333	5.689	1:10.913
26	7.260	1:12.226
199	14.340	1:14.561
169	18.306	1:15.143
30	22.544	1:17.039
167	26.189	1:18.297
550	33.557	1:12.565
81	33.640	1:11.928
95	33.723	1:12.064
69	33.871	1:12.521
96	34.777	1:12.577
85	35.012	1:12.951
75	40.904	1:14.670
32	43.487	1:15.884
9	43.614	1:15.691
22	47.702	1:17.633
13	53.472	1:19.363
93	55.615	1:18.959
66	56.240	1:18.415
565	59.291	1:19.476
56	1:01.822	1:21.199
63	1:04.764	1:22.582

LAP 4 @ 12:47:09.666		
NO	BEHIND	LAP TIME

141		1:09.634
88	1.015	1:09.184
55	1.121	1:08.875
4	1.899	1:09.176
70	2.054	1:09.919
45	2.879	1:09.605
247	5.296	1:10.108
333	6.999	1:10.944
26	9.448	1:11.822
199	19.205	1:14.499
169	23.530	1:14.858
30	30.004	1:17.094
167	35.712	1:19.157
95	36.379	1:12.290
550	36.462	1:12.539
81	36.643	1:12.637
69	36.837	1:12.600
85	37.898	1:12.520
96	37.933	1:12.790
75	47.064	1:15.794
9	50.158	1:16.178
32	50.540	1:16.687
22	56.975	1:18.907
13	1:02.561	1:18.723
66	1:05.539	1:18.933
93	1:05.842	1:19.861

LAP 5 @ 12:48:18.169		
NO	BEHIND	LAP TIME

141		1:08.503
-----	--	----------

565	1 Lap	1:20.608
88	2.110	1:09.598
55	2.226	1:09.608
4	2.533	1:09.137
70	3.102	1:09.551
56	1 Lap	1:19.662
45	4.069	1:09.693
247	7.193	1:10.400
333	10.159	1:11.663
63	1 Lap	1:24.937
26	12.623	1:11.678
199	25.219	1:14.517
169	29.637	1:14.610
30	37.605	1:16.104
550	39.918	1:11.959
95	39.983	1:12.107
81	40.147	1:12.007
69	40.341	1:12.007
85	43.205	1:13.810
96	43.314	1:13.884
167	47.448	1:20.239
75	54.397	1:15.836
9	58.104	1:16.449
32	58.207	1:16.170
22	1:06.884	1:18.412

LAP 6 @ 12:49:26.582		
NO	BEHIND	LAP TIME

141		1:08.413
88	3.291	1:09.594
55	3.624	1:09.811
4	4.000	1:09.880
70	4.358	1:09.669
13	1 Lap	1:18.769
45	6.467	1:10.811
66	1 Lap	1:19.667
93	1 Lap	1:19.972
247	9.662	1:10.882
333	14.454	1:12.708
565	1 Lap	1:21.404
56	1 Lap	1:19.898
26	15.916	1:11.706
63	1 Lap	1:24.635
199	30.644	1:13.838
169	36.455	1:15.231
550	44.031	1:12.526
81	44.066	1:12.332
95	44.297	1:12.727
69	44.513	1:12.585
30	45.088	1:15.896
85	48.015	1:13.223
96	48.112	1:13.211
167	58.775	1:19.740
75	1:02.412	1:16.428
9	1:05.866	1:16.175
32	1:05.990	1:16.196

LAP 7 @ 12:50:34.596		
NO	BEHIND	LAP TIME

141		1:08.014
55	4.231	1:08.621
88	4.906	1:09.629
4	5.173	1:09.187
70	5.592	1:09.248
45	8.717	1:10.264

22	1 Lap	1:18.977
13	1 Lap	1:17.991
247	15.123	1:13.475
66	1 Lap	1:18.360
333	18.695	1:12.255
93	1 Lap	1:18.598
26	19.533	1:11.631
56	1 Lap	1:20.237
565	1 Lap	1:20.830
199	36.533	1:13.903
169	43.085	1:14.644
63	1 Lap	1:24.189
550	47.872	1:11.855
81	47.955	1:11.903
95	48.188	1:11.905
69	48.304	1:11.805
30	52.457	1:15.383
85	53.125	1:13.124
96	53.358	1:13.260

LAP 8 @ 12:51:43.718		
NO	BEHIND	LAP TIME

141		1:09.122
75	1 Lap	1:16.814
167	1 Lap	1:20.747
55	3.666	1:08.557
9	1 Lap	1:15.281
88	4.291	1:08.507
4	4.429	1:08.378
32	1 Lap	1:16.181
70	6.438	1:09.968
45	11.381	1:11.786
247	17.518	1:11.517
22	1 Lap	1:17.323
333	21.761	1:12.188
26	21.942	1:11.531
13	1 Lap	1:18.884
66	1 Lap	1:19.085
93	1 Lap	1:18.617
565	1 Lap	1:19.371
56	1 Lap	1:20.240
199	40.968	1:13.557
169	49.914	1:15.951
550	50.266	1:11.516
81	50.340	1:11.507
95	50.792	1:11.726
69	51.609	1:12.427
96	57.500	1:13.264
85	57.507	1:13.504
63	1 Lap	1:23.881
30	58.988	1:15.653

BMCR - MRO Championships 2022 - Rnd 2 @ Silverstone National

BMZRC 250MZs & Blue Haze GPF

RACE 3 - SECTOR ANALYSIS



SECTOR 1 = FL to I1, SECTOR 2 = I1 to FL, DIFF = Difference To Personal Best Lap, P = Crossed Finish Line in Pit Lane, D = Time Disallowed

P1 141 GPF David ABRAHAM		Suzuki RG570 - Cambridge Motorcycles				
IDEAL LAP TIME : 1:08.014		BEST LAP TIME : 1:08.014		DIFFERENCE : 0.000		
LAP	SECTOR 1	SECTOR 2	LAP TIME	MPH	DIFF	TIME OF DAY
1 -			1:11.742	82.31	3.728	12:43:40.135
2 -	42.008	29.329	1:11.337	82.78	3.323	12:44:51.472
3 -	40.230	28.330	1:08.560	86.13	0.546	12:46:00.032
4 -	40.847	28.787	1:09.634	84.81	1.620	12:47:09.666
5 -			1:08.503 (3)	86.21	0.489	12:48:18.169
6 -	40.065	28.348	1:08.413 (2)	86.32	0.399	12:49:26.582
7 -	39.959	28.055	1:08.014 (1)	86.83		12:50:34.596
8 -			1:09.122	85.43	1.108	12:51:43.718

P2 55 GPF Paul TOLAND		Yamaha TZR250 - Kippers keys				
IDEAL LAP TIME : 1:08.557		BEST LAP TIME : 1:08.557		DIFFERENCE : 0.000		
LAP	SECTOR 1	SECTOR 2	LAP TIME	MPH	DIFF	TIME OF DAY
1 -		29.072	1:12.014	82.00	3.457	12:43:40.407
2 -	42.519	28.876	1:11.395	82.71	2.838	12:44:51.802
3 -	41.287	28.823	1:10.110	84.23	1.553	12:46:01.912
4 -	40.640	28.235	1:08.875 (3)	85.74	0.318	12:47:10.787
5 -	40.845	28.763	1:09.608	84.84	1.051	12:48:20.395
6 -	40.853	28.958	1:09.811	84.59	1.254	12:49:30.206
7 -	40.377	28.244	1:08.621 (2)	86.06	0.064	12:50:38.827
8 -	40.374	28.183	1:08.557 (1)	86.14		12:51:47.384

P3 88 GPF Michael STANLEY		Yamaha TZR250 -				
IDEAL LAP TIME : 1:08.507		BEST LAP TIME : 1:08.507		DIFFERENCE : 0.000		
LAP	SECTOR 1	SECTOR 2	LAP TIME	MPH	DIFF	TIME OF DAY
1 -		29.197	1:12.481	81.47	3.974	12:43:40.874
2 -	41.684	29.159	1:10.843	83.36	2.336	12:44:51.717
3 -	41.093	28.687	1:09.780	84.63	1.273	12:46:01.497
4 -	40.649	28.535	1:09.184 (2)	85.36	0.677	12:47:10.681
5 -	40.723	28.875	1:09.598	84.85	1.091	12:48:20.279
6 -	40.873	28.721	1:09.594 (3)	84.85	1.087	12:49:29.873
7 -	40.731	28.898	1:09.629	84.81	1.122	12:50:39.502
8 -	39.999	28.508	1:08.507 (1)	86.20		12:51:48.009

P4 4 GPF James SEATH		Aprilia RS250 - Ovenden Earthmoving				
IDEAL LAP TIME : 1:08.319		BEST LAP TIME : 1:08.378		DIFFERENCE : 0.059		
LAP	SECTOR 1	SECTOR 2	LAP TIME	MPH	DIFF	TIME OF DAY
1 -		28.911	1:11.713	82.35	3.335	12:43:40.106
2 -	42.926	29.105	1:12.031	81.98	3.653	12:44:52.137
3 -	41.357	28.895	1:10.252	84.06	1.874	12:46:02.389
4 -	40.588	28.588	1:09.176 (3)	85.37	0.798	12:47:11.565
5 -	40.707	28.430	1:09.137 (2)	85.41	0.759	12:48:20.702
6 -	40.905	28.975	1:09.880	84.51	1.502	12:49:30.582
7 -	40.178	29.009	1:09.187	85.35	0.809	12:50:39.769
8 -	39.889	28.489	1:08.378 (1)	86.36		12:51:48.147

P5 70 GPF Andrew BURSCOUGH		Yamaha YPVS 350 - Apollo/Merlin/Abbey/Martitanium				
IDEAL LAP TIME : 1:09.149		BEST LAP TIME : 1:09.248		DIFFERENCE : 0.099		
LAP	SECTOR 1	SECTOR 2	LAP TIME	MPH	DIFF	TIME OF DAY
1 -		29.076	1:12.325	81.65	3.077	12:43:40.718
2 -	41.533	29.135	1:10.668	83.56	1.420	12:44:51.386
3 -	41.634	28.781	1:10.415	83.86	1.167	12:46:01.801
4 -	41.024	28.895	1:09.919	84.46	0.671	12:47:11.720
5 -	40.799	28.752	1:09.551 (2)	84.91	0.303	12:48:21.271
6 -	40.835	28.834	1:09.669 (3)	84.76	0.421	12:49:30.940
7 -	40.397	28.851	1:09.248 (1)	85.28		12:50:40.188
8 -	40.828	29.140	1:09.968	84.40	0.720	12:51:50.156

BMCR - MRO Championships 2022 - Rnd 2 @ Silverstone National

BMZRC 250MZs & Blue Haze GPF

RACE 3 - SECTOR ANALYSIS



SECTOR 1 = FL to I1, SECTOR 2 = I1 to FL, DIFF = Difference To Personal Best Lap, P = Crossed Finish Line in Pit Lane, D = Time Disallowed

P6 45 GPF Peter MOORE		Yamaha TZR250 -				
IDEAL LAP TIME : 1:09.497		BEST LAP TIME : 1:09.605		DIFFERENCE : 0.108		
LAP	SECTOR 1	SECTOR 2	LAP TIME	MPH	DIFF	TIME OF DAY
1 -		30.291	1:13.113	80.77	3.508	12:43:41.506
2 -	42.561	28.989	1:11.550	82.53	1.945	12:44:53.056
3 -	40.633	29.251	1:09.884 (3)	84.50	0.279	12:46:02.940
4 -	40.741	28.864	1:09.605 (1)	84.84		12:47:12.545
5 -	40.653	29.040	1:09.693 (2)	84.73	0.088	12:48:22.238
6 -	41.182	29.629	1:10.811	83.40	1.206	12:49:33.049
7 -	41.187	29.077	1:10.264	84.04	0.659	12:50:43.313
8 -	41.584	30.202	1:11.786	82.26	2.181	12:51:55.099

P7 247 GPF Lee HEALEY		Suzuki VJ22 -				
IDEAL LAP TIME : 1:10.039		BEST LAP TIME : 1:10.108		DIFFERENCE : 0.069		
LAP	SECTOR 1	SECTOR 2	LAP TIME	MPH	DIFF	TIME OF DAY
1 -		29.613	1:14.469	79.30	4.361	12:43:42.862
2 -	42.123	29.383	1:11.506	82.58	1.398	12:44:54.368
3 -	41.298	29.188	1:10.486 (3)	83.78	0.378	12:46:04.854
4 -	40.851	29.257	1:10.108 (1)	84.23		12:47:14.962
5 -	40.955	29.445	1:10.400 (2)	83.88	0.292	12:48:25.362
6 -	41.415	29.467	1:10.882	83.31	0.774	12:49:36.244
7 -	44.189	29.286	1:13.475	80.37	3.367	12:50:49.719
8 -	41.535	29.982	1:11.517	82.57	1.409	12:52:01.236

P8 333 GPF Mark STUBBERFIELD		Yamaha TZR250 - Polished concrete London				
IDEAL LAP TIME : 1:10.721		BEST LAP TIME : 1:10.913		DIFFERENCE : 0.192		
LAP	SECTOR 1	SECTOR 2	LAP TIME	MPH	DIFF	TIME OF DAY
1 -		29.645	1:13.748	80.07	2.835	12:43:42.141
2 -	42.881	29.786	1:12.667	81.27	1.754	12:44:54.808
3 -	41.893	29.020	1:10.913 (1)	83.28		12:46:05.721
4 -	41.701	29.243	1:10.944 (2)	83.24	0.031	12:47:16.665
5 -	42.283	29.380	1:11.663 (3)	82.40	0.750	12:48:28.328
6 -	42.764	29.944	1:12.708	81.22	1.795	12:49:41.036
7 -	43.223	29.032	1:12.255	81.73	1.342	12:50:53.291
8 -	42.361	29.827	1:12.188	81.80	1.275	12:52:05.479

P9 26 GPF Damian LEE		Yamaha TZR250 - Leed Autos				
IDEAL LAP TIME : 1:11.264		BEST LAP TIME : 1:11.344		DIFFERENCE : 0.080		
LAP	SECTOR 1	SECTOR 2	LAP TIME	MPH	DIFF	TIME OF DAY
1 -		29.439	1:15.329	78.39	3.985	12:43:43.722
2 -	41.951	29.393	1:11.344 (1)	82.77		12:44:55.066
3 -	42.725	29.501	1:12.226	81.76	0.882	12:46:07.292
4 -	42.025	29.797	1:11.822	82.22	0.478	12:47:19.114
5 -	42.317	29.361	1:11.678	82.39	0.334	12:48:30.792
6 -	42.376	29.330	1:11.706	82.35	0.362	12:49:42.498
7 -	42.318	29.313	1:11.631 (3)	82.44	0.287	12:50:54.129
8 -	41.977	29.554	1:11.531 (2)	82.56	0.187	12:52:05.660

P10 199 GPF Michael FROST		Yamaha TZR250 -				
IDEAL LAP TIME : 1:13.448		BEST LAP TIME : 1:13.557		DIFFERENCE : 0.109		
LAP	SECTOR 1	SECTOR 2	LAP TIME	MPH	DIFF	TIME OF DAY
1 -		30.518	1:16.738	76.95	3.181	12:43:45.131
2 -	43.734	30.946	1:14.680	79.07	1.123	12:44:59.811
3 -	43.557	31.004	1:14.561	79.20	1.004	12:46:14.372
4 -	43.853	30.646	1:14.499	79.27	0.942	12:47:28.871
5 -	43.738	30.779	1:14.517	79.25	0.960	12:48:43.388
6 -	43.181	30.657	1:13.838 (2)	79.98	0.281	12:49:57.226
7 -	43.552	30.351	1:13.903 (3)	79.91	0.346	12:51:11.129
8 -	43.097	30.460	1:13.557 (1)	80.28		12:52:24.686

BMCR - MRO Championships 2022 - Rnd 2 @ Silverstone National

BMZRC 250MZs & Blue Haze GPF

RACE 3 - SECTOR ANALYSIS



SECTOR 1 = FL to I1, SECTOR 2 = I1 to FL, DIFF = Difference To Personal Best Lap, P = Crossed Finish Line in Pit Lane, D = Time Disallowed

P11 169 GPF		Mark ELLERAY		Yamaha TZR250 - Abbot Solutions Ltd			
IDEAL LAP TIME : 1:13.764		BEST LAP TIME : 1:14.610		DIFFERENCE : 0.846			
LAP	SECTOR 1	SECTOR 2	LAP TIME	MPH	DIFF	TIME OF DAY	
1 -		30.518	1:18.917	74.83	4.307	12:43:47.310	
2 -	45.231	30.654	1:15.885	77.82	1.275	12:45:03.195	
3 -	44.250	30.893	1:15.143	78.59	0.533	12:46:18.338	
4 -	44.394	30.464	1:14.858 (3)	78.89	0.248	12:47:33.196	
5 -	44.587	30.023	1:14.610 (1)	79.15		12:48:47.806	
6 -	44.737	30.494	1:15.231	78.50	0.621	12:50:03.037	
7 -	44.498	30.146	1:14.644 (2)	79.11	0.034	12:51:17.681	
8 -	43.741	32.210	1:15.951	77.75	1.341	12:52:33.632	

P12 550		Harrison DESOY		MZ ETZ 250 - Online Lubricants			
IDEAL LAP TIME : 1:11.492		BEST LAP TIME : 1:11.516		DIFFERENCE : 0.024			
LAP	SECTOR 1	SECTOR 2	LAP TIME	MPH	DIFF	TIME OF DAY	
1 -		29.432	1:40.097	58.99	28.581	12:44:08.490	
2 -	43.459	29.075	1:12.534	81.41	1.018	12:45:21.024	
3 -	43.441	29.124	1:12.565	81.38	1.049	12:46:33.589	
4 -	44.001	28.538	1:12.539	81.41	1.023	12:47:46.128	
5 -	43.193	28.766	1:11.959 (3)	82.06	0.443	12:48:58.087	
6 -	43.354	29.172	1:12.526	81.42	1.010	12:50:10.613	
7 -	43.122	28.733	1:11.855 (2)	82.18	0.339	12:51:22.468	
8 -	42.954	28.562	1:11.516 (1)	82.57		12:52:33.984	

P13 81		Scott GRANT		MZ ETZ 250 - Katie, Mum and Dad			
IDEAL LAP TIME : 1:11.507		BEST LAP TIME : 1:11.507		DIFFERENCE : 0.000			
LAP	SECTOR 1	SECTOR 2	LAP TIME	MPH	DIFF	TIME OF DAY	
1 -		30.000	1:40.713	58.63	29.206	12:44:09.106	
2 -	43.428	29.210	1:12.638	81.30	1.131	12:45:21.744	
3 -	42.969	28.959	1:11.928 (3)	82.10	0.421	12:46:33.672	
4 -	43.863	28.774	1:12.637	81.30	1.130	12:47:46.309	
5 -	43.373	28.634	1:12.007	82.01	0.500	12:48:58.316	
6 -	43.258	29.074	1:12.332	81.64	0.825	12:50:10.648	
7 -	43.139	28.764	1:11.903 (2)	82.13	0.396	12:51:22.551	
8 -	42.904	28.603	1:11.507 (1)	82.58		12:52:34.058	

P14 95		Christopher ROGERS		MZ ETZ 250 - CB Racing			
IDEAL LAP TIME : 1:11.638		BEST LAP TIME : 1:11.726		DIFFERENCE : 0.088			
LAP	SECTOR 1	SECTOR 2	LAP TIME	MPH	DIFF	TIME OF DAY	
1 -		29.950	1:40.486	58.77	28.760	12:44:08.879	
2 -	43.110	29.702	1:12.812	81.10	1.086	12:45:21.691	
3 -	42.962	29.102	1:12.064 (3)	81.95	0.338	12:46:33.755	
4 -	43.101	29.189	1:12.290	81.69	0.564	12:47:46.045	
5 -	43.315	28.792	1:12.107	81.90	0.381	12:48:58.152	
6 -	43.375	29.352	1:12.727	81.20	1.001	12:50:10.879	
7 -	43.186	28.719	1:11.905 (2)	82.13	0.179	12:51:22.784	
8 -	43.050	28.676	1:11.726 (1)	82.33		12:52:34.510	

P15 69		Alexander MANN		MZ TS 250 - HS RACING			
IDEAL LAP TIME : 1:11.799		BEST LAP TIME : 1:11.805		DIFFERENCE : 0.006			
LAP	SECTOR 1	SECTOR 2	LAP TIME	MPH	DIFF	TIME OF DAY	
1 -		30.065	1:40.206	58.93	28.401	12:44:08.599	
2 -	43.392	29.391	1:12.783	81.14	0.978	12:45:21.382	
3 -	43.285	29.236	1:12.521	81.43	0.716	12:46:33.903	
4 -	43.651	28.949	1:12.600	81.34	0.795	12:47:46.503	
5 -	43.179	28.828	1:12.007 (2)	82.01	0.202	12:48:58.510	
6 -	43.204	29.381	1:12.585	81.36	0.780	12:50:11.095	
7 -	43.058	28.747	1:11.805 (1)	82.24		12:51:22.900	
8 -	43.052	29.375	1:12.427 (3)	81.53	0.622	12:52:35.327	

BMCR - MRO Championships 2022 - Rnd 2 @ Silverstone National

BMZRC 250MZs & Blue Haze GPF

RACE 3 - SECTOR ANALYSIS



SECTOR 1 = FL to I1, SECTOR 2 = I1 to FL, DIFF = Difference To Personal Best Lap, P = Crossed Finish Line in Pit Lane, D = Time Disallowed

P16 96		Chris KENT		MZ ETZ 250 - Powder House Coatings Ltd			
IDEAL LAP TIME : 1:12.468		BEST LAP TIME : 1:12.577		DIFFERENCE : 0.109			
LAP	SECTOR 1	SECTOR 2	LAP TIME	MPH	DIFF	TIME OF DAY	
1 -		29.806	1:40.921	58.51	28.344	12:44:09.314	
2 -	43.446	29.472	1:12.918 (3)	80.99	0.341	12:45:22.232	
3 -	43.065	29.512	1:12.577 (1)	81.37		12:46:34.809	
4 -	43.387	29.403	1:12.790 (2)	81.13	0.213	12:47:47.599	
5 -	43.962	29.922	1:13.884	79.93	1.307	12:49:01.483	
6 -	43.627	29.584	1:13.211	80.66	0.634	12:50:14.694	
7 -	43.580	29.680	1:13.260	80.61	0.683	12:51:27.954	
8 -	43.353	29.911	1:13.264	80.60	0.687	12:52:41.218	

P17 85		Andrew WALES		MZ ETZ 250 - Illuminated Design LTD			
IDEAL LAP TIME : 1:12.520		BEST LAP TIME : 1:12.520		DIFFERENCE : 0.000			
LAP	SECTOR 1	SECTOR 2	LAP TIME	MPH	DIFF	TIME OF DAY	
1 -		30.039	1:40.641	58.68	28.121	12:44:09.034	
2 -	43.539	29.520	1:13.059 (3)	80.83	0.539	12:45:22.093	
3 -	43.323	29.628	1:12.951 (2)	80.95	0.431	12:46:35.044	
4 -	43.239	29.281	1:12.520 (1)	81.43		12:47:47.564	
5 -	44.168	29.642	1:13.810	80.01	1.290	12:49:01.374	
6 -	43.838	29.385	1:13.223	80.65	0.703	12:50:14.597	
7 -	43.668	29.456	1:13.124	80.76	0.604	12:51:27.721	
8 -	43.534	29.970	1:13.504	80.34	0.984	12:52:41.225	

P18 30 GPF		Dan NEMATI		Yamaha TZR250 -			
IDEAL LAP TIME : 1:15.383		BEST LAP TIME : 1:15.383		DIFFERENCE : 0.000			
LAP	SECTOR 1	SECTOR 2	LAP TIME	MPH	DIFF	TIME OF DAY	
1 -		32.353	1:19.799	74.00	4.416	12:43:48.192	
2 -	45.284	32.061	1:17.345	76.35	1.962	12:45:05.537	
3 -	45.092	31.947	1:17.039	76.65	1.656	12:46:22.576	
4 -	45.590	31.504	1:17.094	76.60	1.711	12:47:39.670	
5 -	44.879	31.225	1:16.104	77.59	0.721	12:48:55.774	
6 -	44.789	31.107	1:15.896 (3)	77.81	0.513	12:50:11.670	
7 -	44.354	31.029	1:15.383 (1)	78.34		12:51:27.053	
8 -	44.511	31.142	1:15.653 (2)	78.06	0.270	12:52:42.706	

P19 75		Peter WOODALL		MZ ETZ 250 - Online Lubricants			
IDEAL LAP TIME : 1:14.303		BEST LAP TIME : 1:14.303		DIFFERENCE : 0.000			
LAP	SECTOR 1	SECTOR 2	LAP TIME	MPH	DIFF	TIME OF DAY	
1 -		30.522	1:43.570	57.02	29.267	12:44:11.963	
2 -	44.328	29.975	1:14.303 (1)	79.48		12:45:26.266	
3 -	44.634	30.036	1:14.670 (2)	79.09	0.367	12:46:40.936	
4 -	45.128	30.666	1:15.794 (3)	77.91	1.491	12:47:56.730	
5 -	45.303	30.533	1:15.836	77.87	1.533	12:49:12.566	
6 -	45.623	30.805	1:16.428	77.27	2.125	12:50:28.994	
7 -	45.369	31.445	1:16.814	76.88	2.511	12:51:45.808	

P20 167 GPF		Mark BAILEY		Yamaha TZR250 - South Eastern Air Conditioning Ltd			
IDEAL LAP TIME : 1:18.127		BEST LAP TIME : 1:18.297		DIFFERENCE : 0.170			
LAP	SECTOR 1	SECTOR 2	LAP TIME	MPH	DIFF	TIME OF DAY	
1 -		31.769	1:20.750	73.13	2.453	12:43:49.143	
2 -	46.659	32.122	1:18.781 (2)	74.96	0.484	12:45:07.924	
3 -	46.358	31.939	1:18.297 (1)	75.42		12:46:26.221	
4 -	46.750	32.407	1:19.157 (3)	74.60	0.860	12:47:45.378	
5 -	47.697	32.542	1:20.239	73.60	1.942	12:49:05.617	
6 -	47.525	32.215	1:19.740	74.06	1.443	12:50:25.357	
7 -	47.626	33.121	1:20.747	73.13	2.450	12:51:46.104	

BMCRC - MRO Championships 2022 - Rnd 2 @ Silverstone National

BMZRC 250MZs & Blue Haze GPF

RACE 3 - SECTOR ANALYSIS



SECTOR 1 = FL to I1, SECTOR 2 = I1 to FL, DIFF = Difference To Personal Best Lap, P = Crossed Finish Line in Pit Lane, D = Time Disallowed

P21 9		Gary HOWLETT		MZ TS250 - HS Racing			
IDEAL LAP TIME : 1:15.281		BEST LAP TIME : 1:15.281		DIFFERENCE : 0.000			
LAP	SECTOR 1	SECTOR 2	LAP TIME	MPH	DIFF	TIME OF DAY	
1 -		31.400	1:44.014	56.77	28.733	12:44:12.407	
2 -	45.069	30.479	1:15.548 (2)	78.17	0.267	12:45:27.955	
3 -	45.068	30.623	1:15.691 (3)	78.02	0.410	12:46:43.646	
4 -	45.269	30.909	1:16.178	77.52	0.897	12:47:59.824	
5 -	45.522	30.927	1:16.449	77.24	1.168	12:49:16.273	
6 -	45.313	30.862	1:16.175	77.52	0.894	12:50:32.448	
7 -	44.914	30.367	1:15.281 (1)	78.44		12:51:47.729	

P22 32		John ASHMEAD		MZ ETZ 250 -			
IDEAL LAP TIME : 1:15.662		BEST LAP TIME : 1:15.884		DIFFERENCE : 0.222			
LAP	SECTOR 1	SECTOR 2	LAP TIME	MPH	DIFF	TIME OF DAY	
1 -		30.754	1:42.890	57.39	27.006	12:44:11.283	
2 -	45.149	31.203	1:16.352	77.34	0.468	12:45:27.635	
3 -	44.908	30.976	1:15.884 (1)	77.82		12:46:43.519	
4 -	45.716	30.971	1:16.687	77.01	0.803	12:48:00.206	
5 -	45.263	30.907	1:16.170 (2)	77.53	0.286	12:49:16.376	
6 -	45.266	30.930	1:16.196	77.50	0.312	12:50:32.572	
7 -	44.978	31.203	1:16.181 (3)	77.52	0.297	12:51:48.753	

P23 22		Simon FINCH		MZ ETZ 250 - BlueCloud Projects Ltd			
IDEAL LAP TIME : 1:16.883		BEST LAP TIME : 1:17.209		DIFFERENCE : 0.326			
LAP	SECTOR 1	SECTOR 2	LAP TIME	MPH	DIFF	TIME OF DAY	
1 -		31.137	1:44.499	56.51	27.290	12:44:12.892	
2 -	45.746	31.463	1:17.209 (1)	76.48		12:45:30.101	
3 -	46.274	31.359	1:17.633 (3)	76.07	0.424	12:46:47.734	
4 -	46.809	32.098	1:18.907	74.84	1.698	12:48:06.641	
5 -	46.730	31.682	1:18.412	75.31	1.203	12:49:25.053	
6 -	47.198	31.779	1:18.977	74.77	1.768	12:50:44.030	
7 -	45.809	31.514	1:17.323 (2)	76.37	0.114	12:52:01.353	

P24 13 R		Gordon RYAN		MZ ETZ 250 - Prism Work Psychology			
IDEAL LAP TIME : 1:17.872		BEST LAP TIME : 1:17.991		DIFFERENCE : 0.119			
LAP	SECTOR 1	SECTOR 2	LAP TIME	MPH	DIFF	TIME OF DAY	
1 -		31.454	1:46.917	55.23	28.926	12:44:15.310	
2 -	46.844	31.987	1:18.831	74.91	0.840	12:45:34.141	
3 -	46.853	32.510	1:19.363	74.41	1.372	12:46:53.504	
4 -	46.950	31.773	1:18.723 (2)	75.01	0.732	12:48:12.227	
5 -	47.209	31.560	1:18.769 (3)	74.97	0.778	12:49:30.996	
6 -	46.418	31.573	1:17.991 (1)	75.72		12:50:48.987	
7 -	47.149	31.735	1:18.884	74.86	0.893	12:52:07.871	

P25 66 R		Graeme LEWIS		MZ ETZ 250 -			
IDEAL LAP TIME : 1:18.119		BEST LAP TIME : 1:18.360		DIFFERENCE : 0.241			
LAP	SECTOR 1	SECTOR 2	LAP TIME	MPH	DIFF	TIME OF DAY	
1 -		32.426	1:49.883	53.74	31.523	12:44:18.276	
2 -	48.122	31.459	1:19.581	74.20	1.221	12:45:37.857	
3 -	46.958	31.457	1:18.415 (2)	75.31	0.055	12:46:56.272	
4 -	47.007	31.926	1:18.933 (3)	74.81	0.573	12:48:15.205	
5 -	47.842	31.825	1:19.667	74.12	1.307	12:49:34.872	
6 -	47.199	31.161	1:18.360 (1)	75.36		12:50:53.232	
7 -	47.163	31.922	1:19.085	74.67	0.725	12:52:12.317	

BMCR - MRO Championships 2022 - Rnd 2 @ Silverstone National

BMZRC 250MZs & Blue Haze GPF

RACE 3 - SECTOR ANALYSIS



SECTOR 1 = FL to I1, SECTOR 2 = I1 to FL, DIFF = Difference To Personal Best Lap, P = Crossed Finish Line in Pit Lane, D = Time Disallowed

P26 93		Andrew WELTON		MZ ETZ 250 - Chilton Motors			
IDEAL LAP TIME : 1:18.461		BEST LAP TIME : 1:18.534		DIFFERENCE : 0.073			
LAP	SECTOR 1	SECTOR 2	LAP TIME	MPH	DIFF	TIME OF DAY	
1 -		32.170	1:49.761	53.80	31.227	12:44:18.154	
2 -	47.010	31.524	1:18.534 (1)	75.19		12:45:36.688	
3 -	47.178	31.781	1:18.959	74.79	0.425	12:46:55.647	
4 -	47.568	32.293	1:19.861	73.94	1.327	12:48:15.508	
5 -	47.781	32.191	1:19.972	73.84	1.438	12:49:35.480	
6 -	47.147	31.451	1:18.598 (2)	75.13	0.064	12:50:54.078	
7 -	47.090	31.527	1:18.617 (3)	75.11	0.083	12:52:12.695	

P27 565 R		Louis KERSHAW		MZ ETZ 250 -			
IDEAL LAP TIME : 1:19.087		BEST LAP TIME : 1:19.371		DIFFERENCE : 0.284			
LAP	SECTOR 1	SECTOR 2	LAP TIME	MPH	DIFF	TIME OF DAY	
1 -		33.208	1:50.315	53.53	30.944	12:44:18.708	
2 -	49.144	31.995	1:21.139	72.78	1.768	12:45:39.847	
3 -	47.193	32.283	1:19.476 (2)	74.30	0.105	12:46:59.323	
4 -	48.573	32.035	1:20.608 (3)	73.26	1.237	12:48:19.931	
5 -	48.831	32.573	1:21.404	72.54	2.033	12:49:41.335	
6 -	48.718	32.112	1:20.830	73.06	1.459	12:51:02.165	
7 -	47.477	31.894	1:19.371 (1)	74.40		12:52:21.536	

P28 56		Russell TURNER		MZ ETZ 250 - TT Racing			
IDEAL LAP TIME : 1:19.211		BEST LAP TIME : 1:19.662		DIFFERENCE : 0.451			
LAP	SECTOR 1	SECTOR 2	LAP TIME	MPH	DIFF	TIME OF DAY	
1 -		33.326	1:49.799	53.78	30.137	12:44:18.192	
2 -	49.978	32.485	1:22.463	71.61	2.801	12:45:40.655	
3 -	48.636	32.563	1:21.199	72.73	1.537	12:47:01.854	
4 -	47.831	31.831	1:19.662 (1)	74.13		12:48:21.516	
5 -	47.380	32.518	1:19.898 (2)	73.91	0.236	12:49:41.414	
6 -	47.879	32.358	1:20.237 (3)	73.60	0.575	12:51:01.651	
7 -	48.090	32.150	1:20.240	73.60	0.578	12:52:21.891	

P29 63 R		Clive HILLIER		MZ ETZ 250 - my pension			
IDEAL LAP TIME : 1:21.857		BEST LAP TIME : 1:22.582		DIFFERENCE : 0.725			
LAP	SECTOR 1	SECTOR 2	LAP TIME	MPH	DIFF	TIME OF DAY	
1 -		32.625	1:51.077	53.16	28.495	12:44:19.470	
2 -	49.643	33.101	1:22.744 (2)	71.37	0.162	12:45:42.214	
3 -	49.232	33.350	1:22.582 (1)	71.51		12:47:04.796	
4 -	51.194	33.743	1:24.937	69.52	2.355	12:48:29.733	
5 -	50.758	33.877	1:24.635	69.77	2.053	12:49:54.368	
6 -	50.964	33.225	1:24.189	70.14	1.607	12:51:18.557	
7 -	50.338	33.543	1:23.881 (3)	70.40	1.299	12:52:42.438	

BMCRC - MRO Championships 2022 - Rnd 2 @ Silverstone National

BMZRC 250MZs & Blue Haze GPF

RACE 3 - BEST SECTORS

SECTOR 1				SECTOR 2				IDEAL / BEST COMPARISON				
POS	NO	NAME	TIME	NO	NAME	TIME	POS	NO	NAME	IDEAL	BEST	DIFF
									PERFECT LAP	1:07.944		
1	4	SEATH	39.889	141	ABRAHAM	28.055	1	141	ABRAHAM	1:08.014	1:08.014	0.000
2	141	ABRAHAM	39.959	55	TOLAND	28.183	2	4	SEATH	1:08.319	1:08.378	0.059
3	88	STANLEY	39.999	4	SEATH	28.430	3	88	STANLEY	1:08.507	1:08.507	0.000
4	55	TOLAND	40.374	88	STANLEY	28.508	4	55	TOLAND	1:08.557	1:08.557	0.000
5	70	BURSCOUGH	40.397	550	DESSOY	28.538	5	70	BURSCOUGH	1:09.149	1:09.248	0.099
6	45	MOORE	40.633	81	GRANT	28.603	6	45	MOORE	1:09.497	1:09.605	0.108
7	247	HEALEY	40.851	95	ROGERS	28.676	7	247	HEALEY	1:10.039	1:10.108	0.069
8	333	STUBBERFIELD	41.701	69	MANN	28.747	8	333	STUBBERFIELD	1:10.721	1:10.913	0.192
9	26	LEE	41.951	70	BURSCOUGH	28.752	9	26	LEE	1:11.264	1:11.344	0.080
10	81	GRANT	42.904	45	MOORE	28.864	10	550	DESSOY	1:11.492	1:11.516	0.024
11	550	DESSOY	42.954	333	STUBBERFIELD	29.020	11	81	GRANT	1:11.507	1:11.507	0.000
12	95	ROGERS	42.962	247	HEALEY	29.188	12	95	ROGERS	1:11.638	1:11.726	0.088
13	69	MANN	43.052	85	WALES	29.281	13	69	MANN	1:11.799	1:11.805	0.006
14	96	KENT	43.065	26	LEE	29.313	14	96	KENT	1:12.468	1:12.577	0.109
15	199	FROST	43.097	96	KENT	29.403	15	85	WALES	1:12.520	1:12.520	0.000
16	85	WALES	43.239	75	WOODALL	29.975	16	199	FROST	1:13.448	1:13.557	0.109
17	169	ELLERAY	43.741	169	ELLERAY	30.023	17	169	ELLERAY	1:13.764	1:14.610	0.846
18	75	WOODALL	44.328	199	FROST	30.351	18	75	WOODALL	1:14.303	1:14.303	0.000
19	30	NEMATI	44.354	9	HOWLETT	30.367	19	9	HOWLETT	1:15.281	1:15.281	0.000
20	32	ASHMEAD	44.908	32	ASHMEAD	30.754	20	30	NEMATI	1:15.383	1:15.383	0.000
21	9	HOWLETT	44.914	30	NEMATI	31.029	21	32	ASHMEAD	1:15.662	1:15.884	0.222
22	22	FINCH	45.746	22	FINCH	31.137	22	22	FINCH	1:16.883	1:17.209	0.326
23	167	BAILEY	46.358	66	LEWIS	31.161	23	13	RYAN	1:17.872	1:17.991	0.119
24	13	RYAN	46.418	93	WELTON	31.451	24	66	LEWIS	1:18.119	1:18.360	0.241
25	66	LEWIS	46.958	13	RYAN	31.454	25	167	BAILEY	1:18.127	1:18.297	0.170
26	93	WELTON	47.010	167	BAILEY	31.769	26	93	WELTON	1:18.461	1:18.534	0.073
27	565	KERSHAW	47.193	56	TURNER	31.831	27	565	KERSHAW	1:19.087	1:19.371	0.284
28	56	TURNER	47.380	565	KERSHAW	31.894	28	56	TURNER	1:19.211	1:19.662	0.451
29	63	HILLIER	49.232	63	HILLIER	32.625	29	63	HILLIER	1:21.857	1:22.582	0.725
30												
31												

BMCRC - MRO Championships 2022 - Rnd 2 @ Silverstone National

BMZRC 250MZs & Blue Haze GPF

RACE 3 - STATISTICS

Competitors Started	29
Planned Start	2022-04-02 @ 12:30:00.000
Actual Start	2022-04-02 @ 12:42:28.393
Finish Time	2022-04-02 @ 12:51:43.717
Track Length	1.6404mi.
Total Laps	221
Total Distance Covered	362.5424mi.

Session Fastest Lap History

NO	CL	NAME	LAP TIME	TIME OF DAY	LAP	VEHICLE
70	GPF	Andrew BURSCOUGH	1:10.668	12:44:51.380	2	Yamaha YPVS 350
141	GPF	David ABRAHAM	1:08.560	12:46:00.031	3	Suzuki RG570
141	GPF	David ABRAHAM	1:08.503	12:48:18.165	5	Suzuki RG570
141	GPF	David ABRAHAM	1:08.413	12:49:26.579	6	Suzuki RG570
141	GPF	David ABRAHAM	1:08.014	12:50:34.594	7	Suzuki RG570

Session Leader History

NO	CL	NAME	FROM LAP	LAPS LED	DISTANCE	VEHICLE
4	GPF	James SEATH	1	1	1.64 miles	Aprilia RS250
70	GPF	Andrew BURSCOUGH	2	1	1.64 miles	Yamaha YPVS 350
141	GPF	David ABRAHAM	3	6	9.84 miles	Suzuki RG570

Flag History

TYPE	TIME OF DAY
GREEN	12:42:28.393
FINISH	12:51:43.717

Flag Statistics

TYPE	COUNT	TOTAL LAPS	TOTAL TIME
Green	1	8	10:56.448
Red	0	0	0.000
Safety Car	0	0	0.000
FCY	0	0	0.000

BMCRC - MRO Championships 2022 - Rnd 2 @ Silverstone National

BMZRC 250MZs & Blue Haze GPF

RACE 3 - STATISTICS

CLASS : GPF

13 Starters

Fastest Lap History

NO	NAME	LAP TIME	TIME OF DAY	LAP	VEHICLE
70	Andrew BURSCOUGH	1:10.668	12:44:51.380	2	Yamaha YPVS 350
141	David ABRAHAM	1:08.560	12:46:00.031	3	Suzuki RG570
141	David ABRAHAM	1:08.503	12:48:18.165	5	Suzuki RG570
141	David ABRAHAM	1:08.413	12:49:26.579	6	Suzuki RG570
141	David ABRAHAM	1:08.014	12:50:34.594	7	Suzuki RG570

Leader History

NO	NAME	FROM LAP	LAPS LED	DISTANCE	VEHICLE
4	James SEATH	1	1	1.64 miles	Aprilia RS250
70	Andrew BURSCOUGH	2	1	1.64 miles	Yamaha YPVS 350
141	David ABRAHAM	3	6	9.84 miles	Suzuki RG570

BMCRC - MRO Championships 2022 - Rnd 2 @ Silverstone National

BMZRC 250MZs & Blue Haze GPF

RACE 3 - STATISTICS

CLASS :

12 Starters

Fastest Lap History

NO	NAME	LAP TIME	TIME OF DAY	LAP	VEHICLE
550	Harrison DESSOY	1:12.534	12:45:21.032	2	MZ ETZ 250
81	Scott GRANT	1:11.928	12:46:33.679	3	MZ ETZ 250
550	Harrison DESSOY	1:11.855	12:51:22.476	7	MZ ETZ 250
69	Alexander MANN	1:11.805	12:51:22.908	7	MZ TS 250
550	Harrison DESSOY	1:11.516	12:52:33.990	8	MZ ETZ 250
81	Scott GRANT	1:11.507	12:52:34.058	8	MZ ETZ 250

Leader History

NO	NAME	FROM LAP	LAPS LED	DISTANCE	VEHICLE
550	Harrison DESSOY	1	3	4.92 miles	MZ ETZ 250
95	Christopher ROGERS	4	1	1.64 miles	MZ ETZ 250
550	Harrison DESSOY	5	4	6.56 miles	MZ ETZ 250

BMCRC - MRO Championships 2022 - Rnd 2 @ Silverstone National

BMZRC 250MZs & Blue Haze GPF

RACE 3 - STATISTICS

CLASS : R

4 Starters

Fastest Lap History

NO	NAME	LAP TIME	TIME OF DAY	LAP	VEHICLE
13	Gordon RYAN	1:18.831	12:45:34.150	2	MZ ETZ 250
66	Graeme LEWIS	1:18.415	12:46:56.280	3	MZ ETZ 250
13	Gordon RYAN	1:17.991	12:50:48.996	6	MZ ETZ 250

Leader History

NO	NAME	FROM LAP	LAPS LED	DISTANCE	VEHICLE
13	Gordon RYAN	1	7	11.48 miles	MZ ETZ 250

BMCRC - MRO Championships 2022 - Rnd 2 @ Silverstone National

BMZRC 250MZs & Blue Haze GPF



RACE 13 - GRID (8 Laps)

ROW 13	39		38		37	14 Andy MARKS	
ROW 12	36	3 Max MAUD	35	46 Steve BRIGDEN	34	63 Clive HILLIER 1:22.582	
ROW 11		33	56 Russell TURNER 1:19.662	32	565 Louis KERSHAW 1:19.371	31	93 Andrew WELTON 1:18.534
ROW 10	30	66 Graeme LEWIS 1:18.360	29	13 Gordon RYAN 1:17.991	28	22 Simon FINCH 1:17.209	
ROW 9		27	32 John ASHMEAD 1:15.884	26	9 Gary HOWLETT 1:15.281	25	75 Peter WOODALL 1:14.303
ROW 8	24	96 Chris KENT 1:12.577	23	85 Andrew WALES 1:12.520	22	69 Alexander MANN 1:11.805	
ROW 7		21	95 Christopher ROGERS 1:11.726	20	550 Harrison DESOY 1:11.516	19	81 Scott GRANT 1:11.507
ROW 6	18		17		16		
ROW 5		15		14		13	167 Mark BAILEY 1:18.297
ROW 4	12	30 Dan NEMATI 1:15.383	11	169 Mark ELLERAY 1:14.610	10	199 Michael FROST 1:13.557	
ROW 3		9	26 Damian LEE 1:11.344	8	333 Mark STUBBERFIELD 1:10.913	7	247 Lee HEALEY 1:10.108
ROW 2	6	45 Peter MOORE 1:09.605	5	70 Andrew BURSCOUGH 1:09.248	4	55 Paul TOLAND 1:08.557	
ROW 1		3	88 Michael STANLEY 1:08.507	2	4 James SEATH 1:08.378	1	141 David ABRAHAM 1:08.014
Pole							

Silverstone National: 1.6404 miles

These results are provisional until the conclusion of any judicial and technical matters.

Clerk Of Course :	Stewards :	Timekeeper : Craig Smith
-------------------	------------	--------------------------

Results can be found at www.tsl-timing.com

Printed - 12:58 Saturday, 02 April 2022



BMCRC - MRO Championships 2022 - Rnd 2 @ Silverstone National

BMZRC 250MZs & Blue Haze GPF

RACE 13 - CLASSIFICATION



POS	NO	CL	PIC NAME	ENTRY	LAPS	TIME	GAP	DIFF	MPH	BEST	ON
1	4	GPF	1 James SEATH	Aprilia RS250 - Ovenden Earthmoving	4	5:18.106			74.26	1:17.416	4
2	26	GPF	2 Damian LEE	Yamaha TZR250 - Leed Autos	4	5:21.549	3.443	3.443	73.46	1:17.866	4
3	88	GPF	3 Michael STANLEY	Yamaha TZR250 -	4	5:22.127	4.021	0.578	73.33	1:18.925	4
4	550		1 Harrison DESOY	MZ ETZ 250 - Online Lubricants	4	5:30.981	12.875	8.854	71.37	1:15.583	4
5	81		2 Scott GRANT	MZ ETZ 250 - Katie, Mum and Dad	4	5:32.806	14.700	1.825	70.98	1:15.980	4
6	75		3 Peter WOODALL	MZ ETZ 250 - Online Lubricants	4	5:33.221	15.115	0.415	70.89	1:16.449	4
7	95		4 Christopher ROGERS	MZ ETZ 250 - CB Racing	4	5:37.100	18.994	3.879	70.07	1:17.410	4
8	96		5 Chris KENT	MZ ETZ 250 - Powder House Coatings Ltd	4	5:37.130	19.024	0.030	70.06	1:17.393	4
9	69		6 Alexander MANN	MZ TS 250 - HS RACING	4	5:37.956	19.850	0.826	69.89	1:17.670	4
10	13	R	1 Gordon RYAN	MZ ETZ 250 - Prism Work Psychology	4	5:53.719	35.613	15.763	66.78	1:21.721	3
11	32		7 John ASHMEAD	MZ ETZ 250 -	4	5:54.306	36.200	0.587	66.67	1:21.896	2
12	167	GPF	4 Mark BAILEY	Yamaha TZR250 - South Eastern Air Conditioning Itc	4	5:54.490	36.384	0.184	66.63	1:24.516	3
13	9		8 Gary HOWLETT	MZ TS250 - HS Racing	4	5:54.654	36.548	0.164	66.60	1:21.805	2
14	247	GPF	5 Lee HEALEY	Suzuki VJ22 -	4	5:55.414	37.308	0.760	66.46	1:27.146	3
15	70	GPF	6 Andrew BURSCOUGH	Yamaha YPVS 350 - Apollo/Merlin/Abbey/Martitaniur	4	5:57.080	38.974	1.666	66.15	1:27.536	3
16	66	R	2 Graeme LEWIS	MZ ETZ 250 -	4	5:58.044	39.938	0.964	65.97	1:22.325	4
17	93		9 Andrew WELTON	MZ ETZ 250 - Chilton Motors	4	5:58.201	40.095	0.157	65.94	1:22.661	4
18	565	R	3 Louis KERSHAW	MZ ETZ 250 -	4	6:08.107	50.001	9.906	64.17	1:25.355	3
19	3		10 Max MAUD	MZ ETZ 250 -	4	6:16.204	58.098	8.097	62.79	1:27.449	3
20	63	R	4 Clive HILLIER	MZ ETZ 250 - my pension	4	6:21.906	1:03.800	5.702	61.85	1:27.586	3
21	46		11 Steve BRIGDEN	MZ ETZ 250 - Cylera - Healthcare IOT Security	4	6:23.795	1:05.689	1.889	61.55	1:25.293	4
22	56		12 Russell TURNER	MZ ETZ 250 - TT Racing	4	6:38.083	1:19.977	14.288	59.34	1:32.504	3

NOT CLASSIFIED

DNF	85		Andrew WALES	MZ ETZ 250 - Illuminated Design LTD	1	1:42.235	3 Laps	3 Laps	57.76		
-----	----	--	--------------	-------------------------------------	---	----------	--------	--------	-------	--	--

FASTEST LAP

	550		Harrison DESOY	MZ ETZ 250 - Online Lubricants	4	1:15.583			78.13 mph	125.74 kph	
	4	GPF	James SEATH	Aprilia RS250 - Ovenden Earthmoving	4	1:17.416			76.28 mph	122.76 kph	
	13	R	Gordon RYAN	MZ ETZ 250 - Prism Work Psychology	3	1:21.721			72.26 mph	116.30 kph	

Class GPF - 92.5% of Race Speed = 68.69 mph

Class - 92.5% of Race Speed = 66.01 mph

Class R - 92.5% of Race Speed = 61.77 mph

Weather / Track : Cloudy / Wet

These results are provisional until the conclusion of any judicial and technical matters.

Race Distance: 4 Laps / 6.56 miles

Silverstone National: 1.6404 miles

Date: 02/04/2022 Start: 17:23 Finish: 17:28

Clerk Of Course :

Stewards :

Timekeeper : Craig Smith

Results can be found at www.tsl-timing.com

Printed - 17:30 Saturday, 02 April 2022



BMCRC - MRO Championships 2022 - Rnd 2 @ Silverstone National

BMZRC 250MZs & Blue Haze GPF

RACE 13 - LAP CHART

LAP 1 @ 17:24:55.360

NO	BEHIND	LAP TIME
4		1:22.678
88	0.696	1:23.374
26	2.245	1:24.923
70	7.965	1:30.643
247	9.697	1:32.375
167	9.861	1:32.539
550	19.168	1:41.846
81	19.489	1:42.167
85	19.557	1:42.235
95	20.096	1:42.774
75	20.445	1:43.123
96	20.610	1:43.288
69	21.280	1:43.958
32	23.862	1:46.540
9	24.169	1:46.847
13	24.602	1:47.280
66	25.704	1:48.382
93	25.992	1:48.670
565	28.294	1:50.972
3	30.280	1:52.958
63	34.951	1:57.629
56	35.571	1:58.249
46	35.763	1:58.441

LAP 2 @ 17:26:14.982

NO	BEHIND	LAP TIME
4		1:19.622
88	1.338	1:20.264
26	2.697	1:20.074
550	16.978	1:17.432
81	17.024	1:17.157
75	17.954	1:17.131
247	18.714	1:28.639
95	18.973	1:18.499
96	19.155	1:18.167
69	19.433	1:17.775
70	19.488	1:31.145
167	20.071	1:29.832
32	26.136	1:21.896
9	26.352	1:21.805
13	26.748	1:21.768
93	30.173	1:23.803
66	30.596	1:24.514
565	34.536	1:25.864
3	38.334	1:27.676
63	43.716	1:28.387
46	49.701	1:33.560
56	50.646	1:34.697

LAP 3 @ 17:27:33.372

NO	BEHIND	LAP TIME
4		1:18.390
88	2.512	1:19.564
26	2.993	1:18.686
550	14.708	1:16.120
75	16.082	1:16.518
81	16.136	1:17.502
95	19.000	1:18.417
96	19.047	1:18.282
69	19.596	1:18.553
167	26.197	1:24.516
247	27.470	1:27.146

70	28.634	1:27.536
13	30.079	1:21.721
32	30.452	1:22.706
9	30.606	1:22.644
93	34.850	1:23.067
66	35.029	1:22.823
565	41.501	1:25.355
3	47.393	1:27.449
63	52.912	1:27.586
46	57.812	1:26.501
56	1:04.760	1:32.504

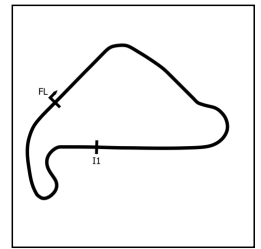
LAP 4 @ 17:28:50.788

NO	BEHIND	LAP TIME
4		1:17.416
26	3.443	1:17.866
88	4.021	1:18.925
550	12.875	1:15.583
81	14.700	1:15.980
75	15.115	1:16.449
95	18.994	1:17.410
96	19.024	1:17.393
69	19.850	1:17.670
13	35.613	1:22.950
32	36.200	1:23.164
167	36.384	1:27.603
9	36.548	1:23.358
247	37.308	1:27.254
70	38.974	1:27.756
66	39.938	1:22.325
93	40.095	1:22.661
565	50.001	1:25.916
3	58.098	1:28.121
63	1:03.800	1:28.304
46	1:05.689	1:25.293
56	1:19.977	1:32.633

BMCR - MRO Championships 2022 - Rnd 2 @ Silverstone National

BMZRC 250MZs & Blue Haze GPF

RACE 13 - SECTOR ANALYSIS



SECTOR 1 = FL to I1, SECTOR 2 = I1 to FL, DIFF = Difference To Personal Best Lap, P = Crossed Finish Line in Pit Lane, D = Time Disallowed

P1		4 GPF		James SEATH		Aprilia RS250 - Ovenden Earthmoving	
IDEAL LAP TIME : 1:17.416		BEST LAP TIME : 1:17.416		DIFFERENCE : 0.000			
LAP	SECTOR 1	SECTOR 2	LAP TIME	MPH	DIFF	TIME OF DAY	
1 -		33.513	1:22.678	71.42	5.262	17:24:55.360	
2 -	46.424	33.198	1:19.622 (3)	74.17	2.206	17:26:14.982	
3 -	45.598	32.792	1:18.390 (2)	75.33	0.974	17:27:33.372	
4 -	44.913	32.503	1:17.416 (1)	76.28		17:28:50.788	

P2		26 GPF		Damian LEE		Yamaha TZR250 - Leed Autos	
IDEAL LAP TIME : 1:17.732		BEST LAP TIME : 1:17.866		DIFFERENCE : 0.134			
LAP	SECTOR 1	SECTOR 2	LAP TIME	MPH	DIFF	TIME OF DAY	
1 -		34.431	1:24.923	69.54	7.057	17:24:57.605	
2 -	47.548	32.526	1:20.074 (3)	73.75	2.208	17:26:17.679	
3 -	45.751	32.935	1:18.686 (2)	75.05	0.820	17:27:36.365	
4 -	45.885	31.981	1:17.866 (1)	75.84		17:28:54.231	

P3		88 GPF		Michael STANLEY		Yamaha TZR250 -	
IDEAL LAP TIME : 1:18.925		BEST LAP TIME : 1:18.925		DIFFERENCE : 0.000			
LAP	SECTOR 1	SECTOR 2	LAP TIME	MPH	DIFF	TIME OF DAY	
1 -		34.359	1:23.374	70.83	4.449	17:24:56.056	
2 -	46.408	33.856	1:20.264 (3)	73.57	1.339	17:26:16.320	
3 -	46.045	33.519	1:19.564 (2)	74.22	0.639	17:27:35.884	
4 -	45.723	33.202	1:18.925 (1)	74.82		17:28:54.809	

P4		550		Harrison DESOY		MZ ETZ 250 - Online Lubricants	
IDEAL LAP TIME : 1:15.583		BEST LAP TIME : 1:15.583		DIFFERENCE : 0.000			
LAP	SECTOR 1	SECTOR 2	LAP TIME	MPH	DIFF	TIME OF DAY	
1 -		31.085	1:41.846	57.98	26.263	17:25:14.528	
2 -	45.705	31.727	1:17.432 (3)	76.26	1.849	17:26:31.960	
3 -	45.453	30.667	1:16.120 (2)	77.58	0.537	17:27:48.080	
4 -	45.271	30.312	1:15.583 (1)	78.13		17:29:03.663	

P5		81		Scott GRANT		MZ ETZ 250 - Katie, Mum and Dad	
IDEAL LAP TIME : 1:15.830		BEST LAP TIME : 1:15.980		DIFFERENCE : 0.150			
LAP	SECTOR 1	SECTOR 2	LAP TIME	MPH	DIFF	TIME OF DAY	
1 -		31.282	1:42.167	57.80	26.187	17:25:14.849	
2 -	45.590	31.567	1:17.157 (2)	76.54	1.177	17:26:32.006	
3 -	46.363	31.139	1:17.502 (3)	76.20	1.522	17:27:49.508	
4 -	45.740	30.240	1:15.980 (1)	77.72		17:29:05.488	

P6		75		Peter WOODALL		MZ ETZ 250 - Online Lubricants	
IDEAL LAP TIME : 1:15.827		BEST LAP TIME : 1:16.449		DIFFERENCE : 0.622			
LAP	SECTOR 1	SECTOR 2	LAP TIME	MPH	DIFF	TIME OF DAY	
1 -		31.685	1:43.123	57.26	26.674	17:25:15.805	
2 -	45.477	31.654	1:17.131 (3)	76.56	0.682	17:26:32.936	
3 -	45.369	31.149	1:16.518 (2)	77.18	0.069	17:27:49.454	
4 -	45.991	30.458	1:16.449 (1)	77.24		17:29:05.903	

P7		95		Christopher ROGERS		MZ ETZ 250 - CB Racing	
IDEAL LAP TIME : 1:17.356		BEST LAP TIME : 1:17.410		DIFFERENCE : 0.054			
LAP	SECTOR 1	SECTOR 2	LAP TIME	MPH	DIFF	TIME OF DAY	
1 -		31.736	1:42.774	57.46	25.364	17:25:15.456	
2 -	46.047	32.452	1:18.499 (3)	75.23	1.089	17:26:33.955	
3 -	46.504	31.913	1:18.417 (2)	75.31	1.007	17:27:52.372	
4 -	46.101	31.309	1:17.410 (1)	76.29		17:29:09.782	

BMCR - MRO Championships 2022 - Rnd 2 @ Silverstone National

BMZRC 250MZs & Blue Haze GPF

RACE 13 - SECTOR ANALYSIS



SECTOR 1 = FL to I1, SECTOR 2 = I1 to FL, DIFF = Difference To Personal Best Lap, P = Crossed Finish Line in Pit Lane, D = Time Disallowed

P8 96		Chris KENT		MZ ETZ 250 - Powder House Coatings Ltd		
IDEAL LAP TIME : 1:17.376		BEST LAP TIME : 1:17.393		DIFFERENCE : 0.017		
LAP	SECTOR 1	SECTOR 2	LAP TIME	MPH	DIFF	TIME OF DAY
1 -		31.960	1:43.288	57.17	25.895	17:25:15.970
2 -	46.263	31.904	1:18.167 (2)	75.55	0.774	17:26:34.137
3 -	46.700	31.582	1:18.282 (3)	75.44	0.889	17:27:52.419
4 -	46.280	31.113	1:17.393 (1)	76.30		17:29:09.812

P9 69		Alexander MANN		MZ TS 250 - HS RACING		
IDEAL LAP TIME : 1:17.611		BEST LAP TIME : 1:17.670		DIFFERENCE : 0.059		
LAP	SECTOR 1	SECTOR 2	LAP TIME	MPH	DIFF	TIME OF DAY
1 -		32.235	1:43.958	56.80	26.288	17:25:16.640
2 -	45.684	32.091	1:17.775 (2)	75.93	0.105	17:26:34.415
3 -	46.474	32.079	1:18.553 (3)	75.18	0.883	17:27:52.968
4 -	45.743	31.927	1:17.670 (1)	76.03		17:29:10.638

P10 13 R		Gordon RYAN		MZ ETZ 250 - Prism Work Psychology		
IDEAL LAP TIME : 1:20.630		BEST LAP TIME : 1:21.721		DIFFERENCE : 1.091		
LAP	SECTOR 1	SECTOR 2	LAP TIME	MPH	DIFF	TIME OF DAY
1 -		32.715	1:47.280	55.04	25.559	17:25:19.962
2 -	47.915	33.853	1:21.768 (2)	72.22	0.047	17:26:41.730
3 -	48.137	33.584	1:21.721 (1)	72.26		17:28:03.451
4 -	49.211	33.739	1:22.950 (3)	71.19	1.229	17:29:26.401

P11 32		John ASHMEAD		MZ ETZ 250 -		
IDEAL LAP TIME : 1:21.319		BEST LAP TIME : 1:21.896		DIFFERENCE : 0.577		
LAP	SECTOR 1	SECTOR 2	LAP TIME	MPH	DIFF	TIME OF DAY
1 -		33.701	1:46.540	55.43	24.644	17:25:19.222
2 -	47.618	34.278	1:21.896 (1)	72.11		17:26:41.118
3 -	48.168	34.538	1:22.706 (2)	71.40	0.810	17:28:03.824
4 -	48.120	35.044	1:23.164 (3)	71.01	1.268	17:29:26.988

P12 167 GPF		Mark BAILEY		Yamaha TZR250 - South Eastern Air Conditioning Ltd		
IDEAL LAP TIME : 1:24.516		BEST LAP TIME : 1:24.516		DIFFERENCE : 0.000		
LAP	SECTOR 1	SECTOR 2	LAP TIME	MPH	DIFF	TIME OF DAY
1 -		38.292	1:32.539	63.81	8.023	17:25:05.221
2 -	52.583	37.249	1:29.832 (3)	65.74	5.316	17:26:35.053
3 -	48.730	35.786	1:24.516 (1)	69.87		17:27:59.569
4 -	51.328	36.275	1:27.603 (2)	67.41	3.087	17:29:27.172

P13 9		Gary HOWLETT		MZ TS250 - HS Racing		
IDEAL LAP TIME : 1:21.327		BEST LAP TIME : 1:21.805		DIFFERENCE : 0.478		
LAP	SECTOR 1	SECTOR 2	LAP TIME	MPH	DIFF	TIME OF DAY
1 -		33.612	1:46.847	55.27	25.042	17:25:19.529
2 -	47.715	34.090	1:21.805 (1)	72.19		17:26:41.334
3 -	48.374	34.270	1:22.644 (2)	71.45	0.839	17:28:03.978
4 -	49.216	34.142	1:23.358 (3)	70.84	1.553	17:29:27.336

P14 247 GPF		Lee HEALEY		Suzuki VJ22 -		
IDEAL LAP TIME : 1:26.481		BEST LAP TIME : 1:27.146		DIFFERENCE : 0.665		
LAP	SECTOR 1	SECTOR 2	LAP TIME	MPH	DIFF	TIME OF DAY
1 -		38.986	1:32.375	63.93	5.229	17:25:05.057
2 -	51.453	37.186	1:28.639 (3)	66.62	1.493	17:26:33.696
3 -	49.295	37.851	1:27.146 (1)	67.76		17:28:00.842
4 -	49.691	37.563	1:27.254 (2)	67.68	0.108	17:29:28.096

BMCR - MRO Championships 2022 - Rnd 2 @ Silverstone National

BMZRC 250MZs & Blue Haze GPF

RACE 13 - SECTOR ANALYSIS



SECTOR 1 = FL to I1, SECTOR 2 = I1 to FL, DIFF = Difference To Personal Best Lap, P = Crossed Finish Line in Pit Lane, D = Time Disallowed

P15 70 GPF		Andrew BURSCOUGH		Yamaha YPVS 350 - Apollo/Merlin/Abbey/Martitanium		
IDEAL LAP TIME : 1:27.160		BEST LAP TIME : 1:27.536		DIFFERENCE : 0.376		
LAP	SECTOR 1	SECTOR 2	LAP TIME	MPH	DIFF	TIME OF DAY
1 -		37.998	1:30.643	65.15	3.107	17:25:03.325
2 -	53.724	37.421	1:31.145 (3)	64.79	3.609	17:26:34.470
3 -	50.900	36.636	1:27.536 (1)	67.46		17:28:02.006
4 -	50.524	37.232	1:27.756 (2)	67.29	0.220	17:29:29.762

P16 66 R		Graeme LEWIS		MZ ETZ 250 -		
IDEAL LAP TIME : 1:22.147		BEST LAP TIME : 1:22.325		DIFFERENCE : 0.178		
LAP	SECTOR 1	SECTOR 2	LAP TIME	MPH	DIFF	TIME OF DAY
1 -		33.907	1:48.382	54.48	26.057	17:25:21.064
2 -	49.727	34.787	1:24.514 (3)	69.87	2.189	17:26:45.578
3 -	49.384	33.439	1:22.823 (2)	71.30	0.498	17:28:08.401
4 -	48.708	33.617	1:22.325 (1)	71.73		17:29:30.726

P17 93		Andrew WELTON		MZ ETZ 250 - Chilton Motors		
IDEAL LAP TIME : 1:22.591		BEST LAP TIME : 1:22.661		DIFFERENCE : 0.070		
LAP	SECTOR 1	SECTOR 2	LAP TIME	MPH	DIFF	TIME OF DAY
1 -		33.563	1:48.670	54.34	26.009	17:25:21.352
2 -	49.675	34.128	1:23.803 (3)	70.47	1.142	17:26:45.155
3 -	49.406	33.661	1:23.067 (2)	71.09	0.406	17:28:08.222
4 -	49.476	33.185	1:22.661 (1)	71.44		17:29:30.883

P18 565 R		Louis KERSHAW		MZ ETZ 250 -		
IDEAL LAP TIME : 1:25.136		BEST LAP TIME : 1:25.355		DIFFERENCE : 0.219		
LAP	SECTOR 1	SECTOR 2	LAP TIME	MPH	DIFF	TIME OF DAY
1 -		35.406	1:50.972	53.21	25.617	17:25:23.654
2 -	50.433	35.431	1:25.864 (2)	68.77	0.509	17:26:49.518
3 -	50.505	34.850	1:25.355 (1)	69.18		17:28:14.873
4 -	51.213	34.703	1:25.916 (3)	68.73	0.561	17:29:40.789

P19 3		Max MAUD		MZ ETZ 250 -		
IDEAL LAP TIME : 1:26.829		BEST LAP TIME : 1:27.449		DIFFERENCE : 0.620		
LAP	SECTOR 1	SECTOR 2	LAP TIME	MPH	DIFF	TIME OF DAY
1 -		35.711	1:52.958	52.28	25.509	17:25:25.640
2 -	51.118	36.558	1:27.676 (2)	67.35	0.227	17:26:53.316
3 -	51.564	35.885	1:27.449 (1)	67.53		17:28:20.765
4 -	52.077	36.044	1:28.121 (3)	67.01	0.672	17:29:48.886

P20 63 R		Clive HILLIER		MZ ETZ 250 - my pension		
IDEAL LAP TIME : 1:27.586		BEST LAP TIME : 1:27.586		DIFFERENCE : 0.000		
LAP	SECTOR 1	SECTOR 2	LAP TIME	MPH	DIFF	TIME OF DAY
1 -		37.574	1:57.629	50.20	30.043	17:25:30.311
2 -	52.931	35.456	1:28.387 (3)	66.81	0.801	17:26:58.698
3 -	52.491	35.095	1:27.586 (1)	67.42		17:28:26.284
4 -	52.866	35.438	1:28.304 (2)	66.87	0.718	17:29:54.588

P21 46		Steve BRIGDEN		MZ ETZ 250 - Cylera - Healthcare IOT Security		
IDEAL LAP TIME : 1:25.293		BEST LAP TIME : 1:25.293		DIFFERENCE : 0.000		
LAP	SECTOR 1	SECTOR 2	LAP TIME	MPH	DIFF	TIME OF DAY
1 -		37.752	1:58.441	49.86	33.148	17:25:31.123
2 -	55.302	38.258	1:33.560 (3)	63.12	8.267	17:27:04.683
3 -	51.472	35.029	1:26.501 (2)	68.27	1.208	17:28:31.184
4 -	50.790	34.503	1:25.293 (1)	69.23		17:29:56.477

BMCRC - MRO Championships 2022 - Rnd 2 @ Silverstone National

BMZRC 250MZs & Blue Haze GPF

RACE 13 - SECTOR ANALYSIS



SECTOR 1 = FL to I1, SECTOR 2 = I1 to FL, DIFF = Difference To Personal Best Lap, P = Crossed Finish Line in Pit Lane, D = Time Disallowed

P22 56		Russell TURNER		MZ ETZ 250 - TT Racing		
IDEAL LAP TIME : 1:32.003		BEST LAP TIME : 1:32.504		DIFFERENCE : 0.501		
LAP	SECTOR 1	SECTOR 2	LAP TIME	MPH	DIFF	TIME OF DAY
1 -		39.398	1:58.249	49.94	25.745	17:25:30.931
2 -	55.031	39.666	1:34.697 (3)	62.36	2.193	17:27:05.628
3 -	53.255	39.249	1:32.504 (1)	63.84		17:28:38.132
4 -	53.885	38.748	1:32.633 (2)	63.75	0.129	17:30:10.765

P23 85		Andrew WALES		MZ ETZ 250 - Illuminated Design LTD		
IDEAL LAP TIME : 1:16.721		BEST LAP TIME :		DIFFERENCE :		
LAP	SECTOR 1	SECTOR 2	LAP TIME	MPH	DIFF	TIME OF DAY
1 -		31.261	1:42.235	57.76		17:25:14.917

BMCRC - MRO Championships 2022 - Rnd 2 @ Silverstone National

BMZRC 250MZs & Blue Haze GPF

RACE 13 - BEST SECTORS

SECTOR 1			SECTOR 2			IDEAL / BEST COMPARISON						
POS	NO	NAME	TIME	NO	NAME	TIME	POS	NO	NAME	IDEAL	BEST	DIFF
									PERFECT LAP	1:15.153		
1	4	SEATH	44.913	81	GRANT	30.240	1	550	DESSOY	1:15.583	1:15.583	0.000
2	550	DESSOY	45.271	550	DESSOY	30.312	2	75	WOODALL	1:15.827	1:16.449	0.622
3	75	WOODALL	45.369	75	WOODALL	30.458	3	81	GRANT	1:15.830	1:15.980	0.150
4	85	WALES	45.460	96	KENT	31.113	4	85	WALES	1:16.721		
5	81	GRANT	45.590	85	WALES	31.261	5	95	ROGERS	1:17.356	1:17.410	0.054
6	69	MANN	45.684	95	ROGERS	31.309	6	96	KENT	1:17.376	1:17.393	0.017
7	88	STANLEY	45.723	69	MANN	31.927	7	4	SEATH	1:17.416	1:17.416	0.000
8	26	LEE	45.751	26	LEE	31.981	8	69	MANN	1:17.611	1:17.670	0.059
9	95	ROGERS	46.047	4	SEATH	32.503	9	26	LEE	1:17.732	1:17.866	0.134
10	96	KENT	46.263	13	RYAN	32.715	10	88	STANLEY	1:18.925	1:18.925	0.000
11	32	ASHMEAD	47.618	93	WELTON	33.185	11	13	RYAN	1:20.630	1:21.721	1.091
12	9	HOWLETT	47.715	88	STANLEY	33.202	12	32	ASHMEAD	1:21.319	1:21.896	0.577
13	13	RYAN	47.915	66	LEWIS	33.439	13	9	HOWLETT	1:21.327	1:21.805	0.478
14	66	LEWIS	48.708	9	HOWLETT	33.612	14	66	LEWIS	1:22.147	1:22.325	0.178
15	167	BAILEY	48.730	32	ASHMEAD	33.701	15	93	WELTON	1:22.591	1:22.661	0.070
16	247	HEALEY	49.295	46	BRIGDEN	34.503	16	167	BAILEY	1:24.516	1:24.516	0.000
17	93	WELTON	49.406	565	KERSHAW	34.703	17	565	KERSHAW	1:25.136	1:25.355	0.219
18	565	KERSHAW	50.433	63	HILLIER	35.095	18	46	BRIGDEN	1:25.293	1:25.293	0.000
19	70	BURSCOUGH	50.524	3	MAUD	35.711	19	247	HEALEY	1:26.481	1:27.146	0.665
20	46	BRIGDEN	50.790	167	BAILEY	35.786	20	3	MAUD	1:26.829	1:27.449	0.620
21	3	MAUD	51.118	70	BURSCOUGH	36.636	21	70	BURSCOUGH	1:27.160	1:27.536	0.376
22	63	HILLIER	52.491	247	HEALEY	37.186	22	63	HILLIER	1:27.586	1:27.586	0.000
23	56	TURNER	53.255	56	TURNER	38.748	23	56	TURNER	1:32.003	1:32.504	0.501

BMCRC - MRO Championships 2022 - Rnd 2 @ Silverstone National

BMZRC 250MZs & Blue Haze GPF

RACE 13 - STATISTICS

Competitors Started	23
Planned Start	2022-04-02 @ 16:11:00.000
Actual Start	2022-04-02 @ 17:23:32.681
Finish Time	2022-04-02 @ 17:28:50.787
Track Length	1.6404mi.
Total Laps	89
Total Distance Covered	146.0012mi.

Session Fastest Lap History

NO	CL	NAME	LAP TIME	TIME OF DAY	LAP	VEHICLE
4	GPF	James SEATH	1:19.622	17:26:14.992	2	Aprilia RS250
550		Harrison DESSOY	1:17.432	17:26:31.967	2	MZ ETZ 250
81		Scott GRANT	1:17.157	17:26:32.006	2	MZ ETZ 250
75		Peter WOODALL	1:17.131	17:26:32.942	2	MZ ETZ 250
550		Harrison DESSOY	1:16.120	17:27:48.088	3	MZ ETZ 250
550		Harrison DESSOY	1:15.583	17:29:03.671	4	MZ ETZ 250

Session Leader History

NO	CL	NAME	FROM LAP	LAPS LED	DISTANCE	VEHICLE
4	GPF	James SEATH	1	4	6.56 miles	Aprilia RS250

Flag History

TYPE	TIME OF DAY
GREEN	17:23:32.681
FINISH	17:28:50.787

Flag Statistics

TYPE	COUNT	TOTAL LAPS	TOTAL TIME
Green	1	4	6:46.379
Red	0	0	0.000
Safety Car	0	0	0.000
FCY	0	0	0.000

BMCRC - MRO Championships 2022 - Rnd 2 @ Silverstone National

BMZRC 250MZs & Blue Haze GPF

RACE 13 - STATISTICS

CLASS : GPF

6 Starters

Fastest Lap History

NO	NAME	LAP TIME	TIME OF DAY	LAP	VEHICLE
4	James SEATH	1:19.622	17:26:14.992	2	Aprilia RS250
4	James SEATH	1:18.390	17:27:33.381	3	Aprilia RS250
4	James SEATH	1:17.416	17:28:50.798	4	Aprilia RS250

Leader History

NO	NAME	FROM LAP	LAPS LED	DISTANCE	VEHICLE
4	James SEATH	1	4	6.56 miles	Aprilia RS250

BMCRC - MRO Championships 2022 - Rnd 2 @ Silverstone National

BMZRC 250MZs & Blue Haze GPF

RACE 13 - STATISTICS

CLASS :

13 Starters

Fastest Lap History

NO	NAME	LAP TIME	TIME OF DAY	LAP	VEHICLE
550	Harrison DESSOY	1:17.432	17:26:31.967	2	MZ ETZ 250
81	Scott GRANT	1:17.157	17:26:32.006	2	MZ ETZ 250
75	Peter WOODALL	1:17.131	17:26:32.942	2	MZ ETZ 250
550	Harrison DESSOY	1:16.120	17:27:48.088	3	MZ ETZ 250
550	Harrison DESSOY	1:15.583	17:29:03.671	4	MZ ETZ 250

Leader History

NO	NAME	FROM LAP	LAPS LED	DISTANCE	VEHICLE
550	Harrison DESSOY	1	4	6.56 miles	MZ ETZ 250

BMCRC - MRO Championships 2022 - Rnd 2 @ Silverstone National

BMZRC 250MZs & Blue Haze GPF

RACE 13 - STATISTICS

CLASS : R

4 Starters

Fastest Lap History

NO	NAME	LAP TIME	TIME OF DAY	LAP	VEHICLE
13	Gordon RYAN	1:21.768	17:26:41.738	2	MZ ETZ 250
13	Gordon RYAN	1:21.721	17:28:03.460	3	MZ ETZ 250

Leader History

NO	NAME	FROM LAP	LAPS LED	DISTANCE	VEHICLE
13	Gordon RYAN	1	4	6.56 miles	MZ ETZ 250

BMCRC - MRO Championships 2022 - Rnd 2 @ Silverstone National

BMZRC 250MZs & Blue Haze GPF



RACE 3 - GRID (10 Laps)

ROW 13	39		38		37	30 Dan NEMATI
ROW 12	36	169 Mark ELLERAY	35	199 Michael FROST	34	333 Mark STUBBERFIELD
ROW 11	33	45 Peter MOORE	32	55 Paul TOLAND	31	141 David ABRAHAM
ROW 10	30	1:27.536 70 Andrew BURSCOUGH	29	1:27.146 247 Lee HEALEY	28	1:24.516 167 Mark BAILEY
ROW 9	27	1:18.925 88 Michael STANLEY	26	1:17.866 26 Damian LEE	25	1:17.416 4 James SEATH
ROW 8	24		23		22	
ROW 7	21		20		19	14 Andy MARKS
ROW 6	18	22 Simon FINCH	17	1:32.504 56 Russell TURNER	16	1:27.586 63 Clive HILLIER
ROW 5	15	1:27.449 3 Max MAUD	14	1:25.355 565 Louis KERSHAW	13	1:25.293 46 Steve BRIGDEN
ROW 4	12	1:22.661 93 Andrew WELTON	11	85 Andrew WALES	10	1:22.325 66 Graeme LEWIS
ROW 3	9	1:21.896 32 John ASHMEAD	8	1:21.805 9 Gary HOWLETT	7	1:21.721 13 Gordon RYAN
ROW 2	6	1:17.670 69 Alexander MANN	5	1:17.410 95 Christopher ROGERS	4	1:17.393 96 Chris KENT
ROW 1	3	1:16.449 75 Peter WOODALL	2	1:15.980 81 Scott GRANT	1	1:15.583 550 Harrison DESSOY
Pole						

Silverstone National: 1.6404 miles

These results are provisional until the conclusion of any judicial and technical matters.

Clerk Of Course :	Stewards :	Timekeeper : Craig Smith
-------------------	------------	--------------------------

Results can be found at www.tsl-timing.com

Printed - 17:34 Saturday, 02 April 2022



BMCRC - MRO Championships 2022 - Rnd 2 @ Silverstone National

BMZRC 250MZs & Blue Haze GPF

RACE 3 - CLASSIFICATION



POS	NO	CL	PIC NAME	ENTRY	LAPS	TIME	GAP	DIFF	MPH	BEST	ON
1	550		1 Harrison DESSOY	MZ ETZ 250 - Online Lubricants	8	9:44.964			80.76	1:11.951	6
2	95		2 Christopher ROGERS	MZ ETZ 250 - CB Racing	8	9:44.980	0.016	0.016	80.76	1:12.246	8
3	69		3 Alexander MANN	MZ TS 250 - HS RACING	8	9:45.058	0.094	0.078	80.75	1:12.208	6
4	81		4 Scott GRANT	MZ ETZ 250 - Katie, Mum and Dad	8	9:45.899	0.935	0.841	80.63	1:12.279	7
5	141	GPF	1 David ABRAHAM	Suzuki RG570 - Cambridge Motorcycles	8	9:46.841	1.877	0.942	80.50	1:08.295	7
6	88	GPF	2 Michael STANLEY	Yamaha TZR250 -	8	9:47.092	2.128	0.251	80.47	1:09.133	5
7	55	GPF	3 Paul TOLAND	Yamaha TZR250 - Kippers keys	8	9:47.154	2.190	0.062	80.46	1:08.103	7
8	4	GPF	4 James SEATH	Aprilia RS250 - Ovenden Earthmoving	8	9:47.429	2.465	0.275	80.42	1:08.796	6
9	45	GPF	5 Peter MOORE	Yamaha TZR250 -	8	9:52.654	7.690	5.225	79.71	1:08.568	7
10	75		5 Peter WOODALL	MZ ETZ 250 - Online Lubricants	8	9:54.070	9.106	1.416	79.52	1:12.889	3
11	247	GPF	6 Lee HEALEY	Suzuki VJ22 -	8	10:06.205	21.241	12.135	77.93	1:11.871	2
12	9		6 Gary HOWLETT	MZ TS250 - HS Racing	8	10:08.303	23.339	2.098	77.66	1:15.049	7
13	32		7 John ASHMEAD	MZ ETZ 250 -	8	10:08.558	23.594	0.255	77.63	1:15.028	7
14	26	GPF	7 Damian LEE	Yamaha TZR250 - Leed Autos	8	10:17.485	32.521	8.927	76.51	1:12.669	6
15	199	GPF	8 Michael FROST	Yamaha TZR250 -	8	10:24.559	39.595	7.074	75.64	1:13.887	6
16	22		8 Simon FINCH	MZ ETZ 250 - BlueCloud Projects Ltd	8	10:26.405	41.441	1.846	75.42	1:17.151	5
17	13	R	1 Gordon RYAN	MZ ETZ 250 - Prism Work Psychology	8	10:26.675	41.711	0.270	75.39	1:17.458	5
18	66*	R	2 Graeme LEWIS	MZ ETZ 250 -	8	10:36.376	51.412	9.701	74.24	1:17.128	2
19	93*		9 Andrew WELTON	MZ ETZ 250 - Chilton Motors	8	10:36.543	51.579	0.167	74.22	1:17.449	2
20	56		10 Russell TURNER	MZ ETZ 250 - TT Racing	8	10:40.312	55.348	3.769	73.78	1:18.564	7
21	3		11 Max MAUD	MZ ETZ 250 -	8	10:40.806	55.842	0.494	73.72	1:18.860	2
22	30	GPF	9 Dan NEMATI	Yamaha TZR250 -	8	10:47.300	1:02.336	6.494	72.98	1:15.943	5
23	167	GPF	10 Mark BAILEY	Yamaha TZR250 - South Eastern Air Conditioning Itc	8	10:47.461	1:02.497	0.161	72.97	1:16.238	3

NOT CLASSIFIED

DNF	96		Chris KENT	MZ ETZ 250 - Powder House Coatings Ltd	7	8:35.427	1 Lap	1 Lap	80.20	1:12.837	4
DNF	85		Andrew WALES	MZ ETZ 250 - Illuminated Design LTD	7	8:36.213	1 Lap	0.786	80.08	1:13.000	4
DNF	46		Steve BRIGDEN	MZ ETZ 250 - Cylera - Healthcare IOT Security	6	8:10.501	2 Laps	1 Lap	72.24	1:20.735	3
DNF	63	R	Clive HILLIER	MZ ETZ 250 - my pension	6	8:33.473	2 Laps	22.972	69.00	1:22.998	2
DNF	565	R	Louis KERSHAW	MZ ETZ 250 -	2	2:44.580	6 Laps	4 Laps	71.76	1:20.893	2
DNF	70	GPF	Andrew BURSCOUGH	Yamaha YPVS 350 - Apollo/Merlin/Abbey/Martitaniur	2	2:50.555	6 Laps	5.975	69.25	1:10.941	2

FASTEST LAP

55	GPF	Paul TOLAND	Yamaha TZR250 - Kippers keys	7	1:08.103	86.71 mph	139.55 kph
550		Harrison DESSOY	MZ ETZ 250 - Online Lubricants	6	1:11.951	82.07 mph	132.09 kph
66	R	Graeme LEWIS	MZ ETZ 250 -	2	1:17.128	76.56 mph	123.22 kph

* Bikes 66 & 93 - 10 second penalty - jump start

Class - 92.5% of Race Speed = 74.70 mph

Class GPF - 92.5% of Race Speed = 74.46 mph

Class R - 92.5% of Race Speed = 69.73 mph

Weather / Track : Cloudy / Dry

These results are provisional until the conclusion of any judicial and technical matters.

Race Distance: 8 Laps / 13.12 miles

Silverstone National: 1.6404 miles

Date: 03/04/2022 Start: 10:42 Finish: 10:52

Clerk Of Course :	Stewards :	Timekeeper : Craig Smith
-------------------	------------	--------------------------

Results can be found at www.tsl-timing.com

Printed - 10:54 Sunday, 03 April 2022



BMCR - MRO Championships 2022 - Rnd 2 @ Silverstone National

BMZRC 250MZs & Blue Haze GPF

RACE 3 - SECTOR ANALYSIS



SECTOR 1 = FL to I1, SECTOR 2 = I1 to FL, DIFF = Difference To Personal Best Lap, P = Crossed Finish Line in Pit Lane, D = Time Disallowed

P1 550		Harrison DESOY		MZ ETZ 250 - Online Lubricants		
IDEAL LAP TIME : 1:11.938		BEST LAP TIME : 1:11.951		DIFFERENCE : 0.013		
LAP	SECTOR 1	SECTOR 2	LAP TIME	MPH	DIFF	TIME OF DAY
1 -		29.448	1:14.385	79.39	2.434	10:43:31.175
2 -	44.064	29.227	1:13.291	80.57	1.340	10:44:44.466
3 -	43.905	29.266	1:13.171	80.71	1.220	10:45:57.637
4 -	44.263	29.440	1:13.703	80.12	1.752	10:47:11.340
5 -	43.564	29.868	1:13.432	80.42	1.481	10:48:24.772
6 -	43.086	28.865	1:11.951 (1)	82.07		10:49:36.723
7 -	43.575	28.852	1:12.427 (2)	81.53	0.476	10:50:49.150
8 -	43.721	28.883	1:12.604 (3)	81.34	0.653	10:52:01.754

P2 95		Christopher ROGERS		MZ ETZ 250 - CB Racing		
IDEAL LAP TIME : 1:12.246		BEST LAP TIME : 1:12.246		DIFFERENCE : 0.000		
LAP	SECTOR 1	SECTOR 2	LAP TIME	MPH	DIFF	TIME OF DAY
1 -		29.993	1:15.213	78.51	2.967	10:43:32.003
2 -	43.686	29.235	1:12.921	80.98	0.675	10:44:44.924
3 -	43.508	29.375	1:12.883 (3)	81.02	0.637	10:45:57.807
4 -	44.027	29.141	1:13.168	80.71	0.922	10:47:10.975
5 -	43.806	29.371	1:13.177	80.70	0.931	10:48:24.152
6 -	43.698	29.198	1:12.896	81.01	0.650	10:49:37.048
7 -	43.519	28.957	1:12.476 (2)	81.48	0.230	10:50:49.524
8 -	43.340	28.906	1:12.246 (1)	81.74		10:52:01.770

P3 69		Alexander MANN		MZ TS 250 - HS RACING		
IDEAL LAP TIME : 1:12.194		BEST LAP TIME : 1:12.208		DIFFERENCE : 0.014		
LAP	SECTOR 1	SECTOR 2	LAP TIME	MPH	DIFF	TIME OF DAY
1 -		29.523	1:14.529	79.23	2.321	10:43:31.319
2 -	43.939	29.326	1:13.265	80.60	1.057	10:44:44.584
3 -	44.117	29.543	1:13.660	80.17	1.452	10:45:58.244
4 -	43.810	29.358	1:13.168	80.71	0.960	10:47:11.412
5 -	43.508	29.663	1:13.171	80.71	0.963	10:48:24.583
6 -	43.274	28.934	1:12.208 (1)	81.78		10:49:36.791
7 -	43.623	29.014	1:12.637 (3)	81.30	0.429	10:50:49.428
8 -	43.500	28.920	1:12.420 (2)	81.54	0.212	10:52:01.848

P4 81		Scott GRANT		MZ ETZ 250 - Katie, Mum and Dad		
IDEAL LAP TIME : 1:12.210		BEST LAP TIME : 1:12.279		DIFFERENCE : 0.069		
LAP	SECTOR 1	SECTOR 2	LAP TIME	MPH	DIFF	TIME OF DAY
1 -		29.384	1:14.423	79.35	2.144	10:43:31.213
2 -	44.221	29.311	1:13.532	80.31	1.253	10:44:44.745
3 -	43.718	29.680	1:13.398	80.46	1.119	10:45:58.143
4 -	43.730	29.546	1:13.276	80.59	0.997	10:47:11.419
5 -	43.411	29.680	1:13.091 (3)	80.79	0.812	10:48:24.510
6 -	43.334	29.133	1:12.467 (2)	81.49	0.188	10:49:36.977
7 -	43.403	28.876	1:12.279 (1)	81.70		10:50:49.256
8 -	43.702	29.731	1:13.433	80.42	1.154	10:52:02.689

P5 141 GPF		David ABRAHAM		Suzuki RG570 - Cambridge Motorcycles		
IDEAL LAP TIME : 1:08.241		BEST LAP TIME : 1:08.295		DIFFERENCE : 0.054		
LAP	SECTOR 1	SECTOR 2	LAP TIME	MPH	DIFF	TIME OF DAY
1 -			1:39.705	59.23	31.410	10:43:56.495
2 -			1:10.590	83.66	2.295	10:45:07.085
3 -			1:09.125 (3)	85.43	0.830	10:46:16.210
4 -			1:10.187	84.14	1.892	10:47:26.397
5 -	40.399	29.388	1:09.787	84.62	1.492	10:48:36.184
6 -			1:08.898 (2)	85.71	0.603	10:49:45.082
7 -	40.453	27.842	1:08.295 (1)	86.47		10:50:53.377
8 -	41.748	28.506	1:10.254	84.06	1.959	10:52:03.631

BMCRG - MRO Championships 2022 - Rnd 2 @ Silverstone National

BMZRC 250MZs & Blue Haze GPF

RACE 3 - SECTOR ANALYSIS



SECTOR 1 = FL to I1, SECTOR 2 = I1 to FL, DIFF = Difference To Personal Best Lap, P = Crossed Finish Line in Pit Lane, D = Time Disallowed

P6 88 GPF Michael STANLEY		Yamaha TZR250 -				
IDEAL LAP TIME : 1:08.969		BEST LAP TIME : 1:09.133		DIFFERENCE : 0.164		
LAP	SECTOR 1	SECTOR 2	LAP TIME	MPH	DIFF	TIME OF DAY
1 -		29.104	1:38.822	59.76	29.689	10:43:55.612
2 -	40.694	29.183	1:09.877	84.51	0.744	10:45:05.489
3 -	40.932	29.285	1:10.217	84.10	1.084	10:46:15.706
4 -	41.743	28.845	1:10.588	83.66	1.455	10:47:26.294
5 -	40.536	28.597	1:09.133 (1)	85.42		10:48:35.427
6 -	40.562	29.013	1:09.575 (3)	84.88	0.442	10:49:45.002
7 -	40.836	28.433	1:09.269 (2)	85.25	0.136	10:50:54.271
8 -	40.962	28.649	1:09.611	84.83	0.478	10:52:03.882

P7 55 GPF Paul TOLAND		Yamaha TZR250 - Kippers keys				
IDEAL LAP TIME : 1:08.012		BEST LAP TIME : 1:08.103		DIFFERENCE : 0.091		
LAP	SECTOR 1	SECTOR 2	LAP TIME	MPH	DIFF	TIME OF DAY
1 -		28.881	1:39.966	59.07	31.863	10:43:56.756
2 -	41.037	27.997	1:09.034 (3)	85.54	0.931	10:45:05.790
3 -	41.679	28.895	1:10.574	83.68	2.471	10:46:16.364
4 -	41.730	28.773	1:10.503	83.76	2.400	10:47:26.867
5 -	40.754	28.035	1:08.789 (2)	85.85	0.686	10:48:35.656
6 -	40.521	28.658	1:09.179	85.36	1.076	10:49:44.835
7 -	40.134	27.969	1:08.103 (1)	86.71		10:50:52.938
8 -	43.128	27.878	1:11.006	83.17	2.903	10:52:03.944

P8 4 GPF James SEATH		Aprilia RS250 - Ovenden Earthmoving				
IDEAL LAP TIME : 1:07.908		BEST LAP TIME : 1:08.796		DIFFERENCE : 0.888		
LAP	SECTOR 1	SECTOR 2	LAP TIME	MPH	DIFF	TIME OF DAY
1 -		29.404	1:39.201	59.53	30.405	10:43:55.991
2 -	41.189	28.546	1:09.735	84.68	0.939	10:45:05.726
3 -	41.611	28.524	1:10.135	84.20	1.339	10:46:15.861
4 -	42.142	28.769	1:10.911	83.28	2.115	10:47:26.772
5 -	41.040	28.714	1:09.754	84.66	0.958	10:48:36.526
6 -	40.625	28.171	1:08.796 (1)	85.84		10:49:45.322
7 -	41.322	27.869	1:09.191 (2)	85.35	0.395	10:50:54.513
8 -	42.423	27.283	1:09.706 (3)	84.72	0.910	10:52:04.219

P9 45 GPF Peter MOORE		Yamaha TZR250 -				
IDEAL LAP TIME : 1:08.568		BEST LAP TIME : 1:08.568		DIFFERENCE : 0.000		
LAP	SECTOR 1	SECTOR 2	LAP TIME	MPH	DIFF	TIME OF DAY
1 -		29.863	1:41.490	58.18	32.922	10:43:58.280
2 -	40.445	29.219	1:09.664 (3)	84.77	1.096	10:45:07.944
3 -	41.919	29.826	1:11.745	82.31	3.177	10:46:19.689
4 -	42.073	29.680	1:11.753	82.30	3.185	10:47:31.442
5 -	40.654	29.115	1:09.769	84.64	1.201	10:48:41.211
6 -	40.250	28.611	1:08.861 (2)	85.76	0.293	10:49:50.072
7 -	40.006	28.562	1:08.568 (1)	86.12		10:50:58.640
8 -	40.853	29.951	1:10.804	83.40	2.236	10:52:09.444

P10 75 Peter WOODALL		MZ ETZ 250 - Online Lubricants				
IDEAL LAP TIME : 1:12.292		BEST LAP TIME : 1:12.889		DIFFERENCE : 0.597		
LAP	SECTOR 1	SECTOR 2	LAP TIME	MPH	DIFF	TIME OF DAY
1 -		30.099	1:15.289	78.43	2.400	10:43:32.079
2 -	43.931	29.735	1:13.666	80.16	0.777	10:44:45.745
3 -	43.345	29.544	1:12.889 (1)	81.02		10:45:58.634
4 -	43.654	29.549	1:13.203 (3)	80.67	0.314	10:47:11.837
5 -	43.917	29.708	1:13.625	80.21	0.736	10:48:25.462
6 -	44.113	28.947	1:13.060 (2)	80.83	0.171	10:49:38.522
7 -	44.626	29.365	1:13.991	79.81	1.102	10:50:52.513
8 -	47.819	30.528	1:18.347	75.37	5.458	10:52:10.860

BMCR - MRO Championships 2022 - Rnd 2 @ Silverstone National

BMZRC 250MZs & Blue Haze GPF

RACE 3 - SECTOR ANALYSIS



SECTOR 1 = FL to I1, SECTOR 2 = I1 to FL, DIFF = Difference To Personal Best Lap, P = Crossed Finish Line in Pit Lane, D = Time Disallowed

P11 247 GPF		Lee HEALEY		Suzuki VJ22 -			
IDEAL LAP TIME : 1:11.224		BEST LAP TIME : 1:11.871		DIFFERENCE : 0.647			
LAP	SECTOR 1	SECTOR 2	LAP TIME	MPH	DIFF	TIME OF DAY	
1 -		29.974	1:41.330	58.28	29.459	10:43:58.120	
2 -	42.018	29.853	1:11.871 (1)	82.17		10:45:09.991	
3 -	41.812	30.479	1:12.291	81.69	0.420	10:46:22.282	
4 -	41.950	30.040	1:11.990 (3)	82.03	0.119	10:47:34.272	
5 -	42.222	29.935	1:12.157	81.84	0.286	10:48:46.429	
6 -	42.018	30.563	1:12.581	81.36	0.710	10:49:59.010	
7 -	42.474	29.412	1:11.886 (2)	82.15	0.015	10:51:10.896	
8 -	41.838	30.261	1:12.099	81.91	0.228	10:52:22.995	

P12 9		Gary HOWLETT		MZ TS250 - HS Racing			
IDEAL LAP TIME : 1:14.774		BEST LAP TIME : 1:15.049		DIFFERENCE : 0.275			
LAP	SECTOR 1	SECTOR 2	LAP TIME	MPH	DIFF	TIME OF DAY	
1 -		30.484	1:17.798	75.90	2.749	10:43:34.588	
2 -	44.502	30.910	1:15.412 (3)	78.31	0.363	10:44:50.000	
3 -	45.076	30.754	1:15.830	77.88	0.781	10:46:05.830	
4 -	45.478	30.691	1:16.169	77.53	1.120	10:47:21.999	
5 -	45.687	30.365	1:16.052	77.65	1.003	10:48:38.051	
6 -	44.651	30.564	1:15.215 (2)	78.51	0.166	10:49:53.266	
7 -	44.777	30.272	1:15.049 (1)	78.69		10:51:08.315	
8 -	46.006	30.772	1:16.778	76.91	1.729	10:52:25.093	

P13 32		John ASHMEAD		MZ ETZ 250 -			
IDEAL LAP TIME : 1:15.028		BEST LAP TIME : 1:15.028		DIFFERENCE : 0.000			
LAP	SECTOR 1	SECTOR 2	LAP TIME	MPH	DIFF	TIME OF DAY	
1 -		30.680	1:17.266	76.43	2.238	10:43:34.056	
2 -	44.700	31.054	1:15.754 (3)	77.95	0.726	10:44:49.810	
3 -	45.045	31.108	1:16.153	77.55	1.125	10:46:05.963	
4 -	45.551	30.885	1:16.436	77.26	1.408	10:47:22.399	
5 -	44.851	30.639	1:15.490 (2)	78.23	0.462	10:48:37.889	
6 -	44.814	31.037	1:15.851	77.85	0.823	10:49:53.740	
7 -	44.700	30.328	1:15.028 (1)	78.71		10:51:08.768	
8 -	45.496	31.084	1:16.580	77.11	1.552	10:52:25.348	

P14 26 GPF		Damian LEE		Yamaha TZR250 - Leed Autos			
IDEAL LAP TIME : 1:12.387		BEST LAP TIME : 1:12.669		DIFFERENCE : 0.282			
LAP	SECTOR 1	SECTOR 2	LAP TIME	MPH	DIFF	TIME OF DAY	
1 -		29.935	1:42.074	57.85	29.405	10:43:58.864	
2 -	43.529	29.481	1:13.010 (3)	80.88	0.341	10:45:11.874	
3 -	43.558	29.964	1:13.522	80.32	0.853	10:46:25.396	
4 -	43.190	30.671	1:13.861	79.95	1.192	10:47:39.257	
5 -	43.467	29.770	1:13.237	80.63	0.568	10:48:52.494	
6 -	42.961	29.708	1:12.669 (1)	81.26		10:50:05.163	
7 -	42.906	29.806	1:12.712 (2)	81.21	0.043	10:51:17.875	
8 -	45.928	30.472	1:16.400	77.29	3.731	10:52:34.275	

P15 199 GPF		Michael FROST		Yamaha TZR250 -			
IDEAL LAP TIME : 1:13.409		BEST LAP TIME : 1:13.887		DIFFERENCE : 0.478			
LAP	SECTOR 1	SECTOR 2	LAP TIME	MPH	DIFF	TIME OF DAY	
1 -		31.330	1:45.251	56.11	31.364	10:44:02.041	
2 -	43.548	30.769	1:14.317	79.46	0.430	10:45:16.358	
3 -	43.859	30.831	1:14.690	79.06	0.803	10:46:31.048	
4 -	43.357	31.126	1:14.483	79.28	0.596	10:47:45.531	
5 -	43.783	30.218	1:14.001	79.80	0.114	10:48:59.532	
6 -	43.308	30.579	1:13.887 (1)	79.92		10:50:13.419	
7 -	43.642	30.325	1:13.967 (3)	79.84	0.080	10:51:27.386	
8 -	43.191	30.772	1:13.963 (2)	79.84	0.076	10:52:41.349	

BMCR - MRO Championships 2022 - Rnd 2 @ Silverstone National

BMZRC 250MZs & Blue Haze GPF

RACE 3 - SECTOR ANALYSIS



SECTOR 1 = FL to I1, SECTOR 2 = I1 to FL, DIFF = Difference To Personal Best Lap, P = Crossed Finish Line in Pit Lane, D = Time Disallowed

P16 22		Simon FINCH		MZ ETZ 250 - BlueCloud Projects Ltd			
IDEAL LAP TIME : 1:16.661		BEST LAP TIME : 1:17.151		DIFFERENCE : 0.490			
LAP	SECTOR 1	SECTOR 2	LAP TIME	MPH	DIFF	TIME OF DAY	
1 -		30.714	1:19.565	74.22	2.414	10:43:36.355	
2 -	45.947	31.286	1:17.233 (3)	76.46	0.082	10:44:53.588	
3 -	47.209	31.530	1:18.739	75.00	1.588	10:46:12.327	
4 -	48.960	30.893	1:19.853	73.95	2.702	10:47:32.180	
5 -	46.168	30.983	1:17.151 (1)	76.54		10:48:49.331	
6 -	46.201	31.012	1:17.213 (2)	76.48	0.062	10:50:06.544	
7 -	46.901	31.222	1:18.123	75.59	0.972	10:51:24.667	
8 -	46.866	31.662	1:18.528	75.20	1.377	10:52:43.195	

P17 13 R		Gordon RYAN		MZ ETZ 250 - Prism Work Psychology			
IDEAL LAP TIME : 1:17.218		BEST LAP TIME : 1:17.458		DIFFERENCE : 0.240			
LAP	SECTOR 1	SECTOR 2	LAP TIME	MPH	DIFF	TIME OF DAY	
1 -		30.765	1:19.003	74.75	1.545	10:43:35.793	
2 -	47.443	30.772	1:18.215	75.50	0.757	10:44:54.008	
3 -	46.705	31.725	1:18.430	75.29	0.972	10:46:12.438	
4 -	48.153	30.931	1:19.084	74.67	1.626	10:47:31.522	
5 -	46.717	30.741	1:17.458 (1)	76.24		10:48:48.980	
6 -	46.963	30.674	1:17.637 (2)	76.06	0.179	10:50:06.617	
7 -	46.636	31.266	1:17.902 (3)	75.80	0.444	10:51:24.519	
8 -	46.544	32.402	1:18.946	74.80	1.488	10:52:43.465	

P18 66 R		Graeme LEWIS		MZ ETZ 250 -			
IDEAL LAP TIME : 1:16.554		BEST LAP TIME : 1:17.128		DIFFERENCE : 0.574			
LAP	SECTOR 1	SECTOR 2	LAP TIME	MPH	DIFF	TIME OF DAY	
1 -		31.375	1:20.541	73.32	3.413	10:43:37.331	
2 -	46.313	30.815	1:17.128 (1)	76.56		10:44:54.459	
3 -	45.948	31.718	1:17.666	76.03	0.538	10:46:12.125	
4 -	47.501	31.654	1:19.155	74.60	2.027	10:47:31.280	
5 -	46.991	30.606	1:17.597 (3)	76.10	0.469	10:48:48.877	
6 -	47.361	31.062	1:18.423	75.30	1.295	10:50:07.300	
7 -	46.002	31.524	1:17.526 (2)	76.17	0.398	10:51:24.826	
8 -	46.700	31.640	1:18.340	75.38	1.212	10:52:43.166	

P19 93		Andrew WELTON		MZ ETZ 250 - Chilton Motors			
IDEAL LAP TIME : 1:17.164		BEST LAP TIME : 1:17.449		DIFFERENCE : 0.285			
LAP	SECTOR 1	SECTOR 2	LAP TIME	MPH	DIFF	TIME OF DAY	
1 -		30.746	1:19.411	74.36	1.962	10:43:36.201	
2 -	46.418	31.031	1:17.449 (1)	76.25		10:44:53.650	
3 -	46.673	31.979	1:18.652	75.08	1.203	10:46:12.302	
4 -	47.983	31.140	1:19.123	74.63	1.674	10:47:31.425	
5 -	47.273	31.062	1:18.335	75.38	0.886	10:48:49.760	
6 -	46.982	31.087	1:18.069	75.64	0.620	10:50:07.829	
7 -	46.537	31.125	1:17.662 (2)	76.04	0.213	10:51:25.491	
8 -	46.766	31.076	1:17.842 (3)	75.86	0.393	10:52:43.333	

P20 56		Russell TURNER		MZ ETZ 250 - TT Racing			
IDEAL LAP TIME : 1:18.528		BEST LAP TIME : 1:18.564		DIFFERENCE : 0.036			
LAP	SECTOR 1	SECTOR 2	LAP TIME	MPH	DIFF	TIME OF DAY	
1 -		33.160	1:23.424	70.79	4.860	10:43:40.214	
2 -	47.511	31.961	1:19.472 (3)	74.31	0.908	10:44:59.686	
3 -	47.724	32.800	1:20.524	73.34	1.960	10:46:20.210	
4 -	47.252	32.272	1:19.524	74.26	0.960	10:47:39.734	
5 -	47.257	32.376	1:19.633	74.16	1.069	10:48:59.367	
6 -	47.515	31.848	1:19.363 (2)	74.41	0.799	10:50:18.730	
7 -	46.742	31.822	1:18.564 (1)	75.17		10:51:37.294	
8 -	48.022	31.786	1:19.808	73.99	1.244	10:52:57.102	

BMCR - MRO Championships 2022 - Rnd 2 @ Silverstone National

BMZRC 250MZs & Blue Haze GPF

RACE 3 - SECTOR ANALYSIS



SECTOR 1 = FL to I1, SECTOR 2 = I1 to FL, DIFF = Difference To Personal Best Lap, P = Crossed Finish Line in Pit Lane, D = Time Disallowed

P21 3		Max MAUD		MZ ETZ 250 -		
IDEAL LAP TIME : 1:18.848		BEST LAP TIME : 1:18.860		DIFFERENCE : 0.012		
LAP	SECTOR 1	SECTOR 2	LAP TIME	MPH	DIFF	TIME OF DAY
1 -		31.824	1:21.878	72.12	3.018	10:43:38.668
2 -	47.148	31.712	1:18.860 (1)	74.88		10:44:57.528
3 -	47.565	31.943	1:19.508 (2)	74.27	0.648	10:46:17.036
4 -	47.136	32.399	1:19.535 (3)	74.25	0.675	10:47:36.571
5 -	47.590	32.399	1:19.989	73.83	1.129	10:48:56.560
6 -	47.815	32.285	1:20.100	73.72	1.240	10:50:16.660
7 -	47.871	32.203	1:20.074	73.75	1.214	10:51:36.734
8 -	48.652	32.210	1:20.862	73.03	2.002	10:52:57.596

P22 30 GPF		Dan NEMATI		Yamaha TZR250 -		
IDEAL LAP TIME : 1:15.333		BEST LAP TIME : 1:15.943		DIFFERENCE : 0.610		
LAP	SECTOR 1	SECTOR 2	LAP TIME	MPH	DIFF	TIME OF DAY
1 -		31.826	1:48.377	54.49	32.434	10:44:05.167
2 -	44.735	31.242	1:15.977 (2)	77.72	0.034	10:45:21.144
3 -	45.545	31.088	1:16.633	77.06	0.690	10:46:37.777
4 -	44.627	31.890	1:16.517	77.18	0.574	10:47:54.294
5 -	45.237	30.706	1:15.943 (1)	77.76		10:49:10.237
6 -	44.744	31.766	1:16.510 (3)	77.18	0.567	10:50:26.747
7 -	45.705	31.705	1:17.410	76.29	1.467	10:51:44.157
8 -	48.846	31.087	1:19.933	73.88	3.990	10:53:04.090

P23 167 GPF		Mark BAILEY		Yamaha TZR250 - South Eastern Air Conditioning Ltd		
IDEAL LAP TIME : 1:15.707		BEST LAP TIME : 1:16.238		DIFFERENCE : 0.531		
LAP	SECTOR 1	SECTOR 2	LAP TIME	MPH	DIFF	TIME OF DAY
1 -		32.553	1:46.763	55.31	30.525	10:44:03.553
2 -	44.617	32.144	1:16.761 (3)	76.93	0.523	10:45:20.314
3 -	44.907	31.331	1:16.238 (1)	77.46		10:46:36.552
4 -	45.605	31.754	1:17.359	76.34	1.121	10:47:53.911
5 -	45.383	31.599	1:16.982	76.71	0.744	10:49:10.893
6 -	44.811	33.417	1:18.228	75.49	1.990	10:50:29.121
7 -	45.298	31.090	1:16.388 (2)	77.31	0.150	10:51:45.509
8 -	47.176	31.566	1:18.742	75.00	2.504	10:53:04.251

P24 96		Chris KENT		MZ ETZ 250 - Powder House Coatings Ltd		
IDEAL LAP TIME : 1:12.404		BEST LAP TIME : 1:12.837		DIFFERENCE : 0.433		
LAP	SECTOR 1	SECTOR 2	LAP TIME	MPH	DIFF	TIME OF DAY
1 -		30.041	1:15.431	78.29	2.594	10:43:32.221
2 -	43.910	29.591	1:13.501	80.34	0.664	10:44:45.722
3 -	43.376	29.511	1:12.887 (2)	81.02	0.050	10:45:58.609
4 -	43.609	29.228	1:12.837 (1)	81.08		10:47:11.446
5 -	43.718	30.185	1:13.903	79.91	1.066	10:48:25.349
6 -	44.081	29.028	1:13.109 (3)	80.77	0.272	10:49:38.458
7 -	44.614	29.145	1:13.759	80.06	0.922	10:50:52.217

P25 85		Andrew WALES		MZ ETZ 250 - Illuminated Design LTD		
IDEAL LAP TIME : 1:12.473		BEST LAP TIME : 1:13.000		DIFFERENCE : 0.527		
LAP	SECTOR 1	SECTOR 2	LAP TIME	MPH	DIFF	TIME OF DAY
1 -		29.564	1:15.570	78.14	2.570	10:43:32.360
2 -	43.697	29.737	1:13.434 (3)	80.42	0.434	10:44:45.794
3 -	43.784	29.510	1:13.294 (2)	80.57	0.294	10:45:59.088
4 -	43.286	29.714	1:13.000 (1)	80.89		10:47:12.088
5 -	42.963	30.616	1:13.579	80.26	0.579	10:48:25.667
6 -	44.014	29.548	1:13.562	80.28	0.562	10:49:39.229
7 -	43.935	29.839	1:13.774	80.05	0.774	10:50:53.003

BMCRC - MRO Championships 2022 - Rnd 2 @ Silverstone National

BMZRC 250MZs & Blue Haze GPF

RACE 3 - SECTOR ANALYSIS



SECTOR 1 = FL to I1, SECTOR 2 = I1 to FL, DIFF = Difference To Personal Best Lap, P = Crossed Finish Line in Pit Lane, D = Time Disallowed

P26 46		Steve BRIGDEN		MZ ETZ 250 - Cylera - Healthcare IOT Security			
IDEAL LAP TIME : 1:20.634		BEST LAP TIME : 1:20.735		DIFFERENCE : 0.101			
LAP	SECTOR 1	SECTOR 2	LAP TIME	MPH	DIFF	TIME OF DAY	
1 -		32.800	1:23.933	70.36	3.198	10:43:40.723	
2 -	47.940	32.927	1:20.867 (2)	73.02	0.132	10:45:01.590	
3 -	48.041	32.694	1:20.735 (1)	73.14		10:46:22.325	
4 -	48.039	33.155	1:21.194 (3)	72.73	0.459	10:47:43.519	
5 -	48.901	33.331	1:22.232	71.81	1.497	10:49:05.751	
6 -	48.718	32.822	1:21.540	72.42	0.805	10:50:27.291	

P27 63 R		Clive HILLIER		MZ ETZ 250 - my pension			
IDEAL LAP TIME : 1:22.998		BEST LAP TIME : 1:22.998		DIFFERENCE : 0.000			
LAP	SECTOR 1	SECTOR 2	LAP TIME	MPH	DIFF	TIME OF DAY	
1 -		33.544	1:26.857	67.99	3.859	10:43:43.647	
2 -	49.668	33.330	1:22.998 (1)	71.15		10:45:06.645	
3 -	51.411	34.705	1:26.116	68.57	3.118	10:46:32.761	
4 -	51.159	34.976	1:26.135	68.56	3.137	10:47:58.896	
5 -	51.204	34.221	1:25.425 (2)	69.13	2.427	10:49:24.321	
6 -	51.384	34.558	1:25.942 (3)	68.71	2.944	10:50:50.263	

P28 565 R		Louis KERSHAW		MZ ETZ 250 -			
IDEAL LAP TIME : 1:20.893		BEST LAP TIME : 1:20.893		DIFFERENCE : 0.000			
LAP	SECTOR 1	SECTOR 2	LAP TIME	MPH	DIFF	TIME OF DAY	
1 -		33.625	1:23.687	70.56	2.794	10:43:40.477	
2 -	47.408	33.485	1:20.893 (1)	73.00		10:45:01.370	

P29 70 GPF		Andrew BURSCOUGH		Yamaha YPVS 350 - Apollo/Merlin/Abbey/Martitanium			
IDEAL LAP TIME : 1:10.466		BEST LAP TIME : 1:10.941		DIFFERENCE : 0.475			
LAP	SECTOR 1	SECTOR 2	LAP TIME	MPH	DIFF	TIME OF DAY	
1 -		28.917	1:39.614	59.28	28.673	10:43:56.404	
2 -	41.549	29.392	1:10.941 (1)	83.24		10:45:07.345	

BMCRC - MRO Championships 2022 - Rnd 2 @ Silverstone National

BMZRC 250MZs & Blue Haze GPF

RACE 3 - BEST SECTORS

SECTOR 1			SECTOR 2			IDEAL / BEST COMPARISON						
POS	NO	NAME	TIME	NO	NAME	TIME	POS	NO	NAME	IDEAL	BEST	DIFF
									PERFECT LAP	1:07.289		
1	45	MOORE	40.006	4	SEATH	27.283	1	4	SEATH	1:07.908	1:08.796	0.888
2	55	TOLAND	40.134	141	ABRAHAM	27.842	2	55	TOLAND	1:08.012	1:08.103	0.091
3	141	ABRAHAM	40.399	55	TOLAND	27.878	3	141	ABRAHAM	1:08.241	1:08.295	0.054
4	88	STANLEY	40.536	88	STANLEY	28.433	4	45	MOORE	1:08.568	1:08.568	0.000
5	4	SEATH	40.625	45	MOORE	28.562	5	88	STANLEY	1:08.969	1:09.133	0.164
6	70	BURSCOUGH	41.549	550	DESSOY	28.852	6	70	BURSCOUGH	1:10.466	1:10.941	0.475
7	247	HEALEY	41.812	81	GRANT	28.876	7	247	HEALEY	1:11.224	1:11.871	0.647
8	26	LEE	42.906	95	ROGERS	28.906	8	550	DESSOY	1:11.938	1:11.951	0.013
9	85	WALES	42.963	70	BURSCOUGH	28.917	9	69	MANN	1:12.194	1:12.208	0.014
10	550	DESSOY	43.086	69	MANN	28.920	10	81	GRANT	1:12.210	1:12.279	0.069
11	199	FROST	43.191	75	WOODALL	28.947	11	95	ROGERS	1:12.246	1:12.246	0.000
12	69	MANN	43.274	96	KENT	29.028	12	75	WOODALL	1:12.292	1:12.889	0.597
13	81	GRANT	43.334	247	HEALEY	29.412	13	26	LEE	1:12.387	1:12.669	0.282
14	95	ROGERS	43.340	26	LEE	29.481	14	96	KENT	1:12.404	1:12.837	0.433
15	75	WOODALL	43.345	85	WALES	29.510	15	85	WALES	1:12.473	1:13.000	0.527
16	96	KENT	43.376	199	FROST	30.218	16	199	FROST	1:13.409	1:13.887	0.478
17	9	HOWLETT	44.502	9	HOWLETT	30.272	17	9	HOWLETT	1:14.774	1:15.049	0.275
18	167	BAILEY	44.617	32	ASHMEAD	30.328	18	32	ASHMEAD	1:15.028	1:15.028	0.000
19	30	NEMATI	44.627	66	LEWIS	30.606	19	30	NEMATI	1:15.333	1:15.943	0.610
20	32	ASHMEAD	44.700	13	RYAN	30.674	20	167	BAILEY	1:15.707	1:16.238	0.531
21	22	FINCH	45.947	30	NEMATI	30.706	21	66	LEWIS	1:16.554	1:17.128	0.574
22	66	LEWIS	45.948	22	FINCH	30.714	22	22	FINCH	1:16.661	1:17.151	0.490
23	93	WELTON	46.418	93	WELTON	30.746	23	93	WELTON	1:17.164	1:17.449	0.285
24	13	RYAN	46.544	167	BAILEY	31.090	24	13	RYAN	1:17.218	1:17.458	0.240
25	56	TURNER	46.742	3	MAUD	31.712	25	56	TURNER	1:18.528	1:18.564	0.036
26	3	MAUD	47.136	56	TURNER	31.786	26	3	MAUD	1:18.848	1:18.860	0.012
27	565	KERSHAW	47.408	46	BRIGDEN	32.694	27	46	BRIGDEN	1:20.634	1:20.735	0.101
28	46	BRIGDEN	47.940	63	HILLIER	33.330	28	565	KERSHAW	1:20.893	1:20.893	0.000
29	63	HILLIER	49.668	565	KERSHAW	33.485	29	63	HILLIER	1:22.998	1:22.998	0.000

BMCRC - MRO Championships 2022 - Rnd 2 @ Silverstone National

BMZRC 250MZs & Blue Haze GPF

RACE 3 - STATISTICS

Competitors Started	29
Planned Start	2022-04-03 @ 10:10:00.000
Actual Start	2022-04-03 @ 10:42:16.789
Finish Time	2022-04-03 @ 10:52:01.753
Track Length	1.6404mi.
Total Laps	214
Total Distance Covered	351.0591mi.

Session Fastest Lap History

NO	CL	NAME	LAP TIME	TIME OF DAY	LAP	VEHICLE
550		Harrison DESSOY	1:13.291	10:44:44.474	2	MZ ETZ 250
69		Alexander MANN	1:13.265	10:44:44.592	2	MZ TS 250
95		Christopher ROGERS	1:12.921	10:44:44.929	2	MZ ETZ 250
88	GPF	Michael STANLEY	1:09.877	10:45:05.481	2	Yamaha TZR250
4	GPF	James SEATH	1:09.735	10:45:05.734	2	Aprilia RS250
55	GPF	Paul TOLAND	1:09.034	10:45:05.787	2	Yamaha TZR250
55	GPF	Paul TOLAND	1:08.789	10:48:35.653	5	Yamaha TZR250
55	GPF	Paul TOLAND	1:08.103	10:50:52.935	7	Yamaha TZR250

Session Leader History

NO	CL	NAME	FROM LAP	LAPS LED	DISTANCE	VEHICLE
550		Harrison DESSOY	1	3	4.92 miles	MZ ETZ 250
95		Christopher ROGERS	4	2	3.28 miles	MZ ETZ 250
550		Harrison DESSOY	6	3	4.92 miles	MZ ETZ 250

Flag History

TYPE	TIME OF DAY
GREEN	10:42:16.789
FINISH	10:52:01.753

Flag Statistics

TYPE	COUNT	TOTAL LAPS	TOTAL TIME
Green	1	8	11:05.544
Red	0	0	0.000
Safety Car	0	0	0.000
FCY	0	0	0.000

BMCRC - MRO Championships 2022 - Rnd 2 @ Silverstone National

BMZRC 250MZs & Blue Haze GPF

RACE 3 - STATISTICS

CLASS :

14 Starters

Fastest Lap History

NO	NAME	LAP TIME	TIME OF DAY	LAP	VEHICLE
550	Harrison DESSOY	1:13.291	10:44:44.474	2	MZ ETZ 250
69	Alexander MANN	1:13.265	10:44:44.592	2	MZ TS 250
95	Christopher ROGERS	1:12.921	10:44:44.929	2	MZ ETZ 250
95	Christopher ROGERS	1:12.883	10:45:57.812	3	MZ ETZ 250
96	Chris KENT	1:12.837	10:47:11.446	4	MZ ETZ 250
550	Harrison DESSOY	1:11.951	10:49:36.732	6	MZ ETZ 250

Leader History

NO	NAME	FROM LAP	LAPS LED	DISTANCE	VEHICLE
550	Harrison DESSOY	1	3	4.92 miles	MZ ETZ 250
95	Christopher ROGERS	4	2	3.28 miles	MZ ETZ 250
550	Harrison DESSOY	6	3	4.92 miles	MZ ETZ 250

BMCRC - MRO Championships 2022 - Rnd 2 @ Silverstone National

BMZRC 250MZs & Blue Haze GPF

RACE 3 - STATISTICS

CLASS : R

4 Starters

Fastest Lap History

NO	NAME	LAP TIME	TIME OF DAY	LAP	VEHICLE
13	Gordon RYAN	1:18.215	10:44:54.015	2	MZ ETZ 250
66	Graeme LEWIS	1:17.128	10:44:54.467	2	MZ ETZ 250

Leader History

NO	NAME	FROM LAP	LAPS LED	DISTANCE	VEHICLE
13	Gordon RYAN	1	2	3.28 miles	MZ ETZ 250
66	Graeme LEWIS	3	3	4.92 miles	MZ ETZ 250
13	Gordon RYAN	6	2	3.28 miles	MZ ETZ 250
66	Graeme LEWIS	8	1	1.64 miles	MZ ETZ 250

BMCRC - MRO Championships 2022 - Rnd 2 @ Silverstone National

BMZRC 250MZs & Blue Haze GPF

RACE 3 - STATISTICS

CLASS : GPF

11 Starters

Fastest Lap History

NO	NAME	LAP TIME	TIME OF DAY	LAP	VEHICLE
88	Michael STANLEY	1:09.877	10:45:05.481	2	Yamaha TZR250
4	James SEATH	1:09.735	10:45:05.734	2	Aprilia RS250
55	Paul TOLAND	1:09.034	10:45:05.787	2	Yamaha TZR250
55	Paul TOLAND	1:08.789	10:48:35.653	5	Yamaha TZR250
55	Paul TOLAND	1:08.103	10:50:52.935	7	Yamaha TZR250

Leader History

NO	NAME	FROM LAP	LAPS LED	DISTANCE	VEHICLE
88	Michael STANLEY	1	5	8.20 miles	Yamaha TZR250
55	Paul TOLAND	6	2	3.28 miles	Yamaha TZR250
141	David ABRAHAM	8	1	1.64 miles	Suzuki RG570

BMCRC - MRO Championships 2022 - Rnd 2 @ Silverstone National

BMZRC 250MZs & Blue Haze GPF

RACE 13 - GRID (8 Laps)



ROW 12	36		35		34	169 Mark ELLERAY
ROW 11		33	333 Mark STUBBERFIELD	32	167 Mark BAILEY	31 30 Dan NEMATl 1:15.943
ROW 10		30	199 Michael FROST 1:13.887	29	26 Damian LEE 1:12.669	28 247 Lee HEALEY 1:11.871
ROW 9			27 70 Andrew BURSCOUGH 1:10.941	26	88 Michael STANLEY 1:09.133	25 4 James SEATH 1:08.796
ROW 8		24	45 Peter MOORE 1:08.568	23	141 David ABRAHAM 1:08.295	22 55 Paul TOLAND 1:08.103
ROW 7			21		20	19
ROW 6		18	63 Clive HILLIER 1:22.998	17	565 Louis KERSHAW 1:20.893	16 46 Steve BRIGDEN 1:20.735
ROW 5			15 3 Max MAUD 1:18.860	14	56 Russell TURNER 1:18.564	13 13 Gordon RYAN 1:17.458
ROW 4		12	93 Andrew WELTON 1:17.449	11	22 Simon FINCH 1:17.151	10 66 Graeme LEWIS 1:17.128
ROW 3			9 9 Gary HOWLETT 1:15.049	8	32 John ASHMEAD 1:15.028	7 85 Andrew WALES 1:13.000
ROW 2		6	75 Peter WOODALL 1:12.889	5	96 Chris KENT 1:12.837	4 81 Scott GRANT 1:12.279
ROW 1			3 95 Christopher ROGERS 1:12.246	2	69 Alexander MANN 1:12.208	1 550 Harrison DESSOY 1:11.951
Pole						

Silverstone National: 1.6404 miles

These results are provisional until the conclusion of any judicial and technical matters.

Clerk Of Course :	Stewards :	Timekeeper : Craig Smith
-------------------	------------	--------------------------

Results can be found at www.tsl-timing.com

Printed - 10:56 Sunday, 03 April 2022



BMCR - MRO Championships 2022 - Rnd 2 @ Silverstone National

BMZRC 250MZs & Blue Haze GPF

RACE 13 - CLASSIFICATION



POS	NO	CL	PIC NAME	ENTRY	LAPS	TIME	GAP	DIFF	MPH	BEST	ON
1	141	GPF	1 David ABRAHAM	Suzuki RG570 - Cambridge Motorcycles	8	9:33.117			82.43	1:06.852	8
2	45	GPF	2 Peter MOORE	Yamaha TZR250 -	8	9:35.339	2.222	2.222	82.11	1:07.776	8
3	70	GPF	3 Andrew BURSCOUGH	Yamaha YPVS 350 - Apollo/Merlin/Abbey/Martitaniur	8	9:40.458	7.341	5.119	81.39	1:08.848	4
4	88	GPF	4 Michael STANLEY	Yamaha TZR250 -	8	9:40.608	7.491	0.150	81.37	1:08.458	7
5	550		1 Harrison DESSOY	MZ ETZ 250 - Online Lubricants	8	9:40.819	7.702	0.211	81.34	1:11.911	7
6	55	GPF	5 Paul TOLAND	Yamaha TZR250 - Kippers keys	8	9:41.029	7.912	0.210	81.31	1:08.506	7
7	95		2 Christopher ROGERS	MZ ETZ 250 - CB Racing	8	9:41.529	8.412	0.500	81.24	1:12.110	3
8	81		3 Scott GRANT	MZ ETZ 250 - Katie, Mum and Dad	8	9:41.606	8.489	0.077	81.23	1:11.633	6
9	69		4 Alexander MANN	MZ TS 250 - HS RACING	8	9:44.782	11.665	3.176	80.79	1:12.388	5
10	75		5 Peter WOODALL	MZ ETZ 250 - Online Lubricants	8	9:52.294	19.177	7.512	79.76	1:12.563	2
11	96		6 Chris KENT	MZ ETZ 250 - Powder House Coatings Ltd	8	9:58.332	25.215	6.038	78.96	1:13.556	6
12	247	GPF	6 Lee HEALEY	Suzuki VJ22 -	8	10:03.488	30.371	5.156	78.28	1:10.517	2
13	9		7 Gary HOWLETT	MZ TS250 - HS Racing	8	10:07.362	34.245	3.874	77.78	1:14.625	6
14	32		8 John ASHMEAD	MZ ETZ 250 -	8	10:07.568	34.451	0.206	77.76	1:15.132	8
15	26	GPF	7 Damian LEE	Yamaha TZR250 - Leed Autos	8	10:07.726	34.609	0.158	77.74	1:12.082	3
16	199	GPF	8 Michael FROST	Yamaha TZR250 -	8	10:13.835	40.718	6.109	76.96	1:12.743	5
17	22		9 Simon FINCH	MZ ETZ 250 - BlueCloud Projects Ltd	8	10:22.949	49.832	9.114	75.84	1:16.468	5
18	13	R	1 Gordon RYAN	MZ ETZ 250 - Prism Work Psychology	8	10:23.024	49.907	0.075	75.83	1:17.038	4
19	93		10 Andrew WELTON	MZ ETZ 250 - Chilton Motors	8	10:27.904	54.787	4.880	75.24	1:17.055	4
20	30	GPF	9 Dan NEMATI	Yamaha TZR250 -	8	10:30.864	57.747	2.960	74.88	1:14.347	4
21	66	R	2 Graeme LEWIS	MZ ETZ 250 -	8	10:36.179	1:03.062	5.315	74.26	1:17.582	2
22	3		11 Max MAUD	MZ ETZ 250 -	8	10:40.364	1:07.247	4.185	73.77	1:19.014	3
23	565	R	3 Louis KERSHAW	MZ ETZ 250 -	8	10:44.900	1:11.783	4.536	73.25	1:19.407	8
24	56		12 Russell TURNER	MZ ETZ 250 - TT Racing	8	10:50.611	1:17.494	5.711	72.61	1:19.405	2

NOT CLASSIFIED

DNF	167	GPF	Mark BAILEY	Yamaha TZR250 - South Eastern Air Conditioning Itc	7	9:03.343	1 Lap	1 Lap	76.08	1:12.687	3
DNF	4	GPF	James SEATH	Aprilia RS250 - Ovenden Earthmoving	6	7:30.574	2 Laps	1 Lap	78.64	1:09.022	6

FASTEST LAP

141	GPF	David ABRAHAM	Suzuki RG570 - Cambridge Motorcycles	8	1:06.852	88.33 mph	142.16 kph
81		Scott GRANT	MZ ETZ 250 - Katie, Mum and Dad	6	1:11.633	82.44 mph	132.67 kph
13	R	Gordon RYAN	MZ ETZ 250 - Prism Work Psychology	4	1:17.038	76.65 mph	123.37 kph

Class GPF - 92.5% of Race Speed = 76.24 mph

Class - 92.5% of Race Speed = 75.23 mph

Class R - 92.5% of Race Speed = 70.14 mph

Weather / Track : Cloudy / Dry

These results are provisional until the conclusion of any judicial and technical matters.

Race Distance: 8 Laps / 13.12 miles

Silverstone National: 1.6404 miles

Date: 03/04/2022 Start: 14:05 Finish: 14:15

Clerk Of Course :	Stewards :	Timekeeper : Craig Smith
-------------------	------------	--------------------------

Results can be found at www.tsl-timing.com

Printed - 14:17 Sunday, 03 April 2022



BMCRC - MRO Championships 2022 - Rnd 2 @ Silverstone National

BMZRC 250MZs & Blue Haze GPF

RACE 13 - LAP CHART

LAP 1 @ 14:07:04.059		
NO	BEHIND	LAP TIME

550		1:14.751
95	0.063	1:14.814
69	0.134	1:14.885
81	0.559	1:15.310
75	1.591	1:16.342
96	2.341	1:17.092
32	2.910	1:17.661
9	3.476	1:18.227
13	4.689	1:19.440
22	6.300	1:21.051
93	7.313	1:22.064
3	7.810	1:22.561
66	8.229	1:22.980
56	10.286	1:25.037
565	11.340	1:26.091
45	20.212	1:34.963
70	20.790	1:35.541
141	21.053	1:35.804
55	21.181	1:35.932
88	22.113	1:36.864
247	23.413	1:38.164
4	23.602	1:38.353
26	23.921	1:38.672
199	25.815	1:40.566
30	27.504	1:42.255
167	27.982	1:42.733

75	2.345	1:13.041
96	8.785	1:15.208
9	10.500	1:16.277
32	10.929	1:16.288
45	13.632	1:09.548
22	14.854	1:16.760
70	14.897	1:09.624
13	14.988	1:17.766
141	15.139	1:09.636
55	16.481	1:09.855
88	16.484	1:09.920
93	17.302	1:17.489
66	18.620	1:17.659
247	19.939	1:10.859
4	20.676	1:10.869
3	21.257	1:19.014
26	23.774	1:12.082
56	24.906	1:20.065
565	27.119	1:19.905
199	27.575	1:13.085
167	28.756	1:12.687
30	32.531	1:15.493

9	16.867	1:15.417
32	17.219	1:15.509
4	17.264	1:09.546
247	19.335	1:11.909
22	23.696	1:16.468
26	24.638	1:13.016
13	24.880	1:17.541
93	26.965	1:17.295
199	28.806	1:12.743
66	31.174	1:19.237
167	31.200	1:13.844
3	35.145	1:19.176
30	37.872	1:15.681
565	41.737	1:19.561
56	42.768	1:20.659

LAP 8 @ 14:15:22.425		
NO	BEHIND	LAP TIME

141		1:06.852
45	2.222	1:07.776
70	7.341	1:09.425
88	7.491	1:08.957
550	7.702	1:12.466
55	7.912	1:09.230
95	8.412	1:12.529
81	8.489	1:12.672
69	11.665	1:12.870
75	19.177	1:14.416
96	25.215	1:14.354
247	30.371	1:13.936
9	34.245	1:15.696
32	34.451	1:15.132
26	34.609	1:12.655
199	40.718	1:13.047
22	49.832	1:16.502
13	49.907	1:18.396
93	54.787	1:18.949
30	57.747	1:18.287
66	1:03.062	1:20.457
3	1:07.247	1:20.141
565	1:11.783	1:19.407
56	1:17.494	1:21.335

LAP 6 @ 14:13:05.750		
NO	BEHIND	LAP TIME

550		1:12.154
81	0.069	1:11.633
95	0.437	1:12.465
45	2.007	1:08.546
69	2.166	1:12.419
141	2.255	1:07.756
70	4.886	1:08.908
88	6.751	1:08.978
55	6.851	1:09.100
75	7.360	1:13.595
96	13.632	1:13.556
4	14.132	1:09.022
9	19.338	1:14.625
247	19.563	1:12.382
32	20.612	1:15.547
26	25.900	1:13.416
22	29.256	1:17.714
13	29.864	1:17.138
199	30.325	1:13.673
167	32.436	1:13.390
93	34.069	1:19.258
66	39.003	1:19.983
30	41.425	1:15.707
3	43.537	1:20.546
565	49.153	1:19.570
56	50.925	1:20.311

LAP 4 @ 14:10:41.419		
NO	BEHIND	LAP TIME

550		1:12.510
95	0.034	1:12.436
81	0.361	1:12.319
69	1.690	1:12.644
75	3.231	1:13.396
45	9.657	1:08.535
96	10.661	1:14.386
70	11.235	1:08.848
141	11.388	1:08.759
55	13.112	1:09.141
88	13.117	1:09.143
9	13.627	1:15.637
32	13.887	1:15.468
22	19.405	1:17.061
13	19.516	1:17.038
247	19.603	1:12.174
4	19.895	1:11.729
93	21.847	1:17.055
26	23.799	1:12.535
66	24.114	1:18.004
3	28.146	1:19.399
199	28.240	1:13.175
167	29.533	1:13.287
56	34.286	1:21.890
565	34.353	1:19.744
30	34.368	1:14.347

LAP 7 @ 14:14:15.573		
NO	BEHIND	LAP TIME

141		1:07.568
45	1.298	1:09.114
550	2.088	1:11.911
81	2.669	1:12.423
95	2.735	1:12.121
70	4.768	1:09.705
88	5.386	1:08.458
55	5.534	1:08.506
69	5.647	1:13.304
75	11.613	1:14.076
96	17.713	1:13.904
247	23.287	1:13.547
9	25.401	1:15.886
32	26.171	1:15.382
26	28.806	1:12.729
199	34.523	1:14.021
167	37.078	1:14.465
13	38.363	1:18.322

LAP 5 @ 14:11:53.596		
NO	BEHIND	LAP TIME

550		1:12.177
95	0.126	1:12.269
81	0.590	1:12.406
69	1.901	1:12.388
45	5.615	1:08.135
75	5.919	1:14.865
141	6.653	1:07.442
70	8.132	1:09.074
55	9.905	1:08.970
88	9.927	1:08.987
96	12.230	1:13.746

LAP 2 @ 14:08:16.661		
NO	BEHIND	LAP TIME

550		1:12.602
95	0.246	1:12.785
81	0.457	1:12.500
69	0.715	1:13.183
75	1.552	1:12.563
96	5.825	1:16.086
9	6.471	1:15.597
32	6.889	1:16.581
13	9.470	1:17.383
22	10.342	1:16.644
93	12.061	1:17.350
66	13.209	1:17.582
3	14.491	1:19.283
45	16.332	1:08.722
56	17.089	1:19.405
70	17.521	1:09.333
141	17.751	1:09.300
88	18.812	1:09.301
55	18.874	1:10.295
565	19.462	1:20.724
247	21.328	1:10.517
4	22.055	1:11.055
26	23.940	1:12.621
199	26.738	1:13.525
167	28.317	1:12.937
30	29.286	1:14.384

LAP 3 @ 14:09:28.909		
NO	BEHIND	LAP TIME

550		1:12.248
95	0.108	1:12.110
81	0.552	1:12.343
69	1.556	1:13.089

BMCR - MRO Championships 2022 - Rnd 2 @ Silverstone National

BMZRC 250MZs & Blue Haze GPF

RACE 13 - SECTOR ANALYSIS



SECTOR 1 = FL to I1, SECTOR 2 = I1 to FL, DIFF = Difference To Personal Best Lap, P = Crossed Finish Line in Pit Lane, D = Time Disallowed

P1 141 GPF David ABRAHAM		Suzuki RG570 - Cambridge Motorcycles				
IDEAL LAP TIME : 1:06.791		BEST LAP TIME : 1:06.852		DIFFERENCE : 0.061		
LAP	SECTOR 1	SECTOR 2	LAP TIME	MPH	DIFF	TIME OF DAY
1 -			1:35.804	61.64	28.952	14:07:25.112
2 -			1:09.300	85.21	2.448	14:08:34.412
3 -			1:09.636	84.80	2.784	14:09:44.048
4 -			1:08.759	85.88	1.907	14:10:52.807
5 -	39.631	27.811	1:07.442 (2)	87.56	0.590	14:12:00.249
6 -			1:07.756	87.16	0.904	14:13:08.005
7 -	40.049	27.519	1:07.568 (3)	87.40	0.716	14:14:15.573
8 -	39.272	27.580	1:06.852 (1)	88.33		14:15:22.425

P2 45 GPF Peter MOORE		Yamaha TZR250 -				
IDEAL LAP TIME : 1:07.645		BEST LAP TIME : 1:07.776		DIFFERENCE : 0.131		
LAP	SECTOR 1	SECTOR 2	LAP TIME	MPH	DIFF	TIME OF DAY
1 -		28.401	1:34.963	62.18	27.187	14:07:24.271
2 -	39.970	28.752	1:08.722	85.93	0.946	14:08:32.993
3 -	40.934	28.614	1:09.548	84.91	1.772	14:09:42.541
4 -	40.361	28.174	1:08.535 (3)	86.17	0.759	14:10:51.076
5 -	39.500	28.635	1:08.135 (2)	86.67	0.359	14:11:59.211
6 -	39.782	28.764	1:08.546	86.15	0.770	14:13:07.757
7 -	40.844	28.270	1:09.114	85.44	1.338	14:14:16.871
8 -	39.631	28.145	1:07.776 (1)	87.13		14:15:24.647

P3 70 GPF Andrew BURSCOUGH		Yamaha YPVS 350 - Apollo/Merlin/Abbey/Martitanium				
IDEAL LAP TIME : 1:08.420		BEST LAP TIME : 1:08.848		DIFFERENCE : 0.428		
LAP	SECTOR 1	SECTOR 2	LAP TIME	MPH	DIFF	TIME OF DAY
1 -		28.496	1:35.541	61.81	26.693	14:07:24.849
2 -	40.460	28.873	1:09.333	85.17	0.485	14:08:34.182
3 -	40.835	28.789	1:09.624	84.82	0.776	14:09:43.806
4 -	40.626	28.222	1:08.848 (1)	85.77		14:10:52.654
5 -	40.735	28.339	1:09.074 (3)	85.49	0.226	14:12:01.728
6 -	40.198	28.710	1:08.908 (2)	85.70	0.060	14:13:10.636
7 -	40.830	28.875	1:09.705	84.72	0.857	14:14:20.341
8 -	40.489	28.936	1:09.425	85.06	0.577	14:15:29.766

P4 88 GPF Michael STANLEY		Yamaha TZR250 -				
IDEAL LAP TIME : 1:08.458		BEST LAP TIME : 1:08.458		DIFFERENCE : 0.000		
LAP	SECTOR 1	SECTOR 2	LAP TIME	MPH	DIFF	TIME OF DAY
1 -		28.887	1:36.864	60.96	28.406	14:07:26.172
2 -	40.635	28.666	1:09.301	85.21	0.843	14:08:35.473
3 -	41.025	28.895	1:09.920	84.46	1.462	14:09:45.393
4 -	40.279	28.864	1:09.143	85.41	0.685	14:10:54.536
5 -	40.355	28.632	1:08.987	85.60	0.529	14:12:03.523
6 -	40.334	28.644	1:08.978 (3)	85.61	0.520	14:13:12.501
7 -	40.008	28.450	1:08.458 (1)	86.26		14:14:20.959
8 -	40.105	28.852	1:08.957 (2)	85.64	0.499	14:15:29.916

P5 550 Harrison DESOY		MZ ETZ 250 - Online Lubricants				
IDEAL LAP TIME : 1:11.846		BEST LAP TIME : 1:11.911		DIFFERENCE : 0.065		
LAP	SECTOR 1	SECTOR 2	LAP TIME	MPH	DIFF	TIME OF DAY
1 -		29.361	1:14.751	79.00	2.840	14:07:04.059
2 -	43.742	28.860	1:12.602	81.34	0.691	14:08:16.661
3 -	43.465	28.783	1:12.248	81.74	0.337	14:09:28.909
4 -	43.807	28.703	1:12.510	81.44	0.599	14:10:41.419
5 -	43.388	28.789	1:12.177 (3)	81.82	0.266	14:11:53.596
6 -	43.455	28.699	1:12.154 (2)	81.84	0.243	14:13:05.750
7 -	43.453	28.458	1:11.911 (1)	82.12		14:14:17.661
8 -	43.444	29.022	1:12.466	81.49	0.555	14:15:30.127

BMCR - MRO Championships 2022 - Rnd 2 @ Silverstone National

BMZRC 250MZs & Blue Haze GPF

RACE 13 - SECTOR ANALYSIS



SECTOR 1 = FL to I1, SECTOR 2 = I1 to FL, DIFF = Difference To Personal Best Lap, P = Crossed Finish Line in Pit Lane, D = Time Disallowed

P6 55 GPF Paul TOLAND		Yamaha TZR250 - Kippers keys				
IDEAL LAP TIME : 1:08.506		BEST LAP TIME : 1:08.506		DIFFERENCE : 0.000		
LAP	SECTOR 1	SECTOR 2	LAP TIME	MPH	DIFF	TIME OF DAY
1 -		28.807	1:35.932	61.56	27.426	14:07:25.240
2 -	41.754	28.541	1:10.295	84.01	1.789	14:08:35.535
3 -	41.132	28.723	1:09.855	84.54	1.349	14:09:45.390
4 -	40.424	28.717	1:09.141	85.41	0.635	14:10:54.531
5 -	40.468	28.502	1:08.970 (2)	85.62	0.464	14:12:03.501
6 -	40.609	28.491	1:09.100 (3)	85.46	0.594	14:13:12.601
7 -	40.267	28.239	1:08.506 (1)	86.20		14:14:21.107
8 -	40.388	28.842	1:09.230	85.30	0.724	14:15:30.337

P7 95 Christopher ROGERS		MZ ETZ 250 - CB Racing				
IDEAL LAP TIME : 1:12.057		BEST LAP TIME : 1:12.110		DIFFERENCE : 0.053		
LAP	SECTOR 1	SECTOR 2	LAP TIME	MPH	DIFF	TIME OF DAY
1 -		29.465	1:14.814	78.93	2.704	14:07:04.122
2 -	43.746	29.039	1:12.785	81.13	0.675	14:08:16.907
3 -	43.284	28.826	1:12.110 (1)	81.89		14:09:29.017
4 -	43.503	28.933	1:12.436	81.52	0.326	14:10:41.453
5 -	43.420	28.849	1:12.269 (3)	81.71	0.159	14:11:53.722
6 -	43.383	29.082	1:12.465	81.49	0.355	14:13:06.187
7 -	43.231	28.890	1:12.121 (2)	81.88	0.011	14:14:18.308
8 -	43.241	29.288	1:12.529	81.42	0.419	14:15:30.837

P8 81 Scott GRANT		MZ ETZ 250 - Katie, Mum and Dad				
IDEAL LAP TIME : 1:11.632		BEST LAP TIME : 1:11.633		DIFFERENCE : 0.001		
LAP	SECTOR 1	SECTOR 2	LAP TIME	MPH	DIFF	TIME OF DAY
1 -		29.914	1:15.310	78.41	3.677	14:07:04.618
2 -	43.679	28.821	1:12.500	81.45	0.867	14:08:17.118
3 -	43.108	29.235	1:12.343 (3)	81.63	0.710	14:09:29.461
4 -	43.596	28.723	1:12.319 (2)	81.66	0.686	14:10:41.780
5 -	43.423	28.983	1:12.406	81.56	0.773	14:11:54.186
6 -	42.909	28.724	1:11.633 (1)	82.44		14:13:05.819
7 -	43.422	29.001	1:12.423	81.54	0.790	14:14:18.242
8 -	43.327	29.345	1:12.672	81.26	1.039	14:15:30.914

P9 69 Alexander MANN		MZ TS 250 - HS RACING				
IDEAL LAP TIME : 1:12.195		BEST LAP TIME : 1:12.388		DIFFERENCE : 0.193		
LAP	SECTOR 1	SECTOR 2	LAP TIME	MPH	DIFF	TIME OF DAY
1 -		29.416	1:14.885	78.86	2.497	14:07:04.193
2 -	44.261	28.922	1:13.183	80.69	0.795	14:08:17.376
3 -	43.956	29.133	1:13.089	80.80	0.701	14:09:30.465
4 -	43.592	29.052	1:12.644 (3)	81.29	0.256	14:10:43.109
5 -	43.273	29.115	1:12.388 (1)	81.58		14:11:55.497
6 -	43.354	29.065	1:12.419 (2)	81.54	0.031	14:13:07.916
7 -	43.815	29.489	1:13.304	80.56	0.916	14:14:21.220
8 -	43.477	29.393	1:12.870	81.04	0.482	14:15:34.090

P10 75 Peter WOODALL		MZ ETZ 250 - Online Lubricants				
IDEAL LAP TIME : 1:12.563		BEST LAP TIME : 1:12.563		DIFFERENCE : 0.000		
LAP	SECTOR 1	SECTOR 2	LAP TIME	MPH	DIFF	TIME OF DAY
1 -		29.434	1:16.342	77.35	3.779	14:07:05.650
2 -	43.499	29.064	1:12.563 (1)	81.38		14:08:18.213
3 -	43.820	29.221	1:13.041 (2)	80.85	0.478	14:09:31.254
4 -	43.835	29.561	1:13.396 (3)	80.46	0.833	14:10:44.650
5 -	45.175	29.690	1:14.865	78.88	2.302	14:11:59.515
6 -	43.928	29.667	1:13.595	80.24	1.032	14:13:13.110
7 -	44.363	29.713	1:14.076	79.72	1.513	14:14:27.186
8 -	44.568	29.848	1:14.416	79.36	1.853	14:15:41.602

BMCR - MRO Championships 2022 - Rnd 2 @ Silverstone National

BMZRC 250MZs & Blue Haze GPF

RACE 13 - SECTOR ANALYSIS



SECTOR 1 = FL to I1, SECTOR 2 = I1 to FL, DIFF = Difference To Personal Best Lap, P = Crossed Finish Line in Pit Lane, D = Time Disallowed

P11 96		Chris KENT		MZ ETZ 250 - Powder House Coatings Ltd			
IDEAL LAP TIME : 1:13.479		BEST LAP TIME : 1:13.556		DIFFERENCE : 0.077			
LAP	SECTOR 1	SECTOR 2	LAP TIME	MPH	DIFF	TIME OF DAY	
1 -		30.161	1:17.092	76.60	3.536	14:07:06.400	
2 -	45.730	30.356	1:16.086	77.61	2.530	14:08:22.486	
3 -	45.152	30.056	1:15.208	78.52	1.652	14:09:37.694	
4 -	44.547	29.839	1:14.386	79.39	0.830	14:10:52.080	
5 -	44.169	29.577	1:13.746 (2)	80.08	0.190	14:12:05.826	
6 -	43.902	29.654	1:13.556 (1)	80.28		14:13:19.382	
7 -	44.105	29.799	1:13.904 (3)	79.90	0.348	14:14:33.286	
8 -	44.491	29.863	1:14.354	79.42	0.798	14:15:47.640	

P12 247 GPF		Lee HEALEY		Suzuki VJ22 -			
IDEAL LAP TIME : 1:10.517		BEST LAP TIME : 1:10.517		DIFFERENCE : 0.000			
LAP	SECTOR 1	SECTOR 2	LAP TIME	MPH	DIFF	TIME OF DAY	
1 -		29.609	1:38.164	60.16	27.647	14:07:27.472	
2 -	41.411	29.106	1:10.517 (1)	83.74		14:08:37.989	
3 -	41.473	29.386	1:10.859 (2)	83.34	0.342	14:09:48.848	
4 -	41.737	30.437	1:12.174	81.82	1.657	14:11:01.022	
5 -	42.248	29.661	1:11.909 (3)	82.12	1.392	14:12:12.931	
6 -	42.192	30.190	1:12.382	81.59	1.865	14:13:25.313	
7 -	42.891	30.656	1:13.547	80.29	3.030	14:14:38.860	
8 -	43.345	30.591	1:13.936	79.87	3.419	14:15:52.796	

P13 9		Gary HOWLETT		MZ TS250 - HS Racing			
IDEAL LAP TIME : 1:14.538		BEST LAP TIME : 1:14.625		DIFFERENCE : 0.087			
LAP	SECTOR 1	SECTOR 2	LAP TIME	MPH	DIFF	TIME OF DAY	
1 -		30.227	1:18.227	75.49	3.602	14:07:07.535	
2 -	44.792	30.805	1:15.597 (3)	78.12	0.972	14:08:23.132	
3 -	45.655	30.622	1:16.277	77.42	1.652	14:09:39.409	
4 -	45.023	30.614	1:15.637	78.07	1.012	14:10:55.046	
5 -	44.766	30.651	1:15.417 (2)	78.30	0.792	14:12:10.463	
6 -	44.311	30.314	1:14.625 (1)	79.13		14:13:25.088	
7 -	45.541	30.345	1:15.886	77.82	1.261	14:14:40.974	
8 -	45.053	30.643	1:15.696	78.01	1.071	14:15:56.670	

P14 32		John ASHMEAD		MZ ETZ 250 -			
IDEAL LAP TIME : 1:14.622		BEST LAP TIME : 1:15.132		DIFFERENCE : 0.510			
LAP	SECTOR 1	SECTOR 2	LAP TIME	MPH	DIFF	TIME OF DAY	
1 -		30.210	1:17.661	76.04	2.529	14:07:06.969	
2 -	45.044	31.537	1:16.581	77.11	1.449	14:08:23.550	
3 -	45.279	31.009	1:16.288	77.41	1.156	14:09:39.838	
4 -	44.676	30.792	1:15.468 (3)	78.25	0.336	14:10:55.306	
5 -	44.412	31.097	1:15.509	78.21	0.377	14:12:10.815	
6 -	44.592	30.955	1:15.547	78.17	0.415	14:13:26.362	
7 -	44.455	30.927	1:15.382 (2)	78.34	0.250	14:14:41.744	
8 -	44.563	30.569	1:15.132 (1)	78.60		14:15:56.876	

P15 26 GPF		Damian LEE		Yamaha TZR250 - Leed Autos			
IDEAL LAP TIME : 1:11.414		BEST LAP TIME : 1:12.082		DIFFERENCE : 0.668			
LAP	SECTOR 1	SECTOR 2	LAP TIME	MPH	DIFF	TIME OF DAY	
1 -		29.134	1:38.672	59.85	26.590	14:07:27.980	
2 -	43.235	29.386	1:12.621 (3)	81.32	0.539	14:08:40.601	
3 -	42.280	29.802	1:12.082 (1)	81.92		14:09:52.683	
4 -	42.865	29.670	1:12.535 (2)	81.41	0.453	14:11:05.218	
5 -	43.048	29.968	1:13.016	80.88	0.934	14:12:18.234	
6 -	43.412	30.004	1:13.416	80.44	1.334	14:13:31.650	
7 -	43.020	29.709	1:12.729	81.20	0.647	14:14:44.379	
8 -	42.832	29.823	1:12.655	81.28	0.573	14:15:57.034	

BMCR - MRO Championships 2022 - Rnd 2 @ Silverstone National

BMZRC 250MZs & Blue Haze GPF

RACE 13 - SECTOR ANALYSIS



SECTOR 1 = FL to I1, SECTOR 2 = I1 to FL, DIFF = Difference To Personal Best Lap, P = Crossed Finish Line in Pit Lane, D = Time Disallowed

P16 199 GPF Michael FROST		Yamaha TZR250 -				
IDEAL LAP TIME : 1:12.380		BEST LAP TIME : 1:12.743		DIFFERENCE : 0.363		
LAP	SECTOR 1	SECTOR 2	LAP TIME	MPH	DIFF	TIME OF DAY
1 -		29.819	1:40.566	58.72	27.823	14:07:29.874
2 -	42.954	30.571	1:13.525	80.32	0.782	14:08:43.399
3 -	43.008	30.077	1:13.085 (3)	80.80	0.342	14:09:56.484
4 -	42.850	30.325	1:13.175	80.70	0.432	14:11:09.659
5 -	42.561	30.182	1:12.743 (1)	81.18		14:12:22.402
6 -	42.989	30.684	1:13.673	80.16	0.930	14:13:36.075
7 -	43.787	30.234	1:14.021	79.78	1.278	14:14:50.096
8 -	42.913	30.134	1:13.047 (2)	80.84	0.304	14:16:03.143

P17 22 Simon FINCH		MZ ETZ 250 - BlueCloud Projects Ltd				
IDEAL LAP TIME : 1:15.955		BEST LAP TIME : 1:16.468		DIFFERENCE : 0.513		
LAP	SECTOR 1	SECTOR 2	LAP TIME	MPH	DIFF	TIME OF DAY
1 -		31.099	1:21.051	72.86	4.583	14:07:10.359
2 -	46.127	30.517	1:16.644 (3)	77.05	0.176	14:08:27.003
3 -	46.109	30.651	1:16.760	76.93	0.292	14:09:43.763
4 -	45.555	31.506	1:17.061	76.63	0.593	14:11:00.824
5 -	45.627	30.841	1:16.468 (1)	77.23		14:12:17.292
6 -	46.623	31.091	1:17.714	75.99	1.246	14:13:35.006
7 -	49.851	30.898	1:20.749	73.13	4.281	14:14:55.755
8 -	46.102	30.400	1:16.502 (2)	77.19	0.034	14:16:12.257

P18 13 R Gordon RYAN		MZ ETZ 250 - Prism Work Psychology				
IDEAL LAP TIME : 1:16.579		BEST LAP TIME : 1:17.038		DIFFERENCE : 0.459		
LAP	SECTOR 1	SECTOR 2	LAP TIME	MPH	DIFF	TIME OF DAY
1 -		30.690	1:19.440	74.34	2.402	14:07:08.748
2 -	46.480	30.903	1:17.383 (3)	76.31	0.345	14:08:26.131
3 -	46.775	30.991	1:17.766	75.94	0.728	14:09:43.897
4 -	45.889	31.149	1:17.038 (1)	76.65		14:11:00.935
5 -	46.391	31.150	1:17.541	76.16	0.503	14:12:18.476
6 -	46.211	30.927	1:17.138 (2)	76.55	0.100	14:13:35.614
7 -	46.940	31.382	1:18.322	75.40	1.284	14:14:53.936
8 -	46.606	31.790	1:18.396	75.33	1.358	14:16:12.332

P19 93 Andrew WELTON		MZ ETZ 250 - Chilton Motors				
IDEAL LAP TIME : 1:16.906		BEST LAP TIME : 1:17.055		DIFFERENCE : 0.149		
LAP	SECTOR 1	SECTOR 2	LAP TIME	MPH	DIFF	TIME OF DAY
1 -		31.247	1:22.064	71.96	5.009	14:07:11.372
2 -	46.609	30.741	1:17.350 (3)	76.34	0.295	14:08:28.722
3 -	46.801	30.688	1:17.489	76.21	0.434	14:09:46.211
4 -	46.218	30.837	1:17.055 (1)	76.64		14:11:03.266
5 -	46.277	31.018	1:17.295 (2)	76.40	0.240	14:12:20.561
6 -	47.305	31.953	1:19.258	74.51	2.203	14:13:39.819
7 -	47.230	31.214	1:18.444	75.28	1.389	14:14:58.263
8 -	47.701	31.248	1:18.949	74.80	1.894	14:16:17.212

P20 30 GPF Dan NEMATI		Yamaha TZR250 -				
IDEAL LAP TIME : 1:13.874		BEST LAP TIME : 1:14.347		DIFFERENCE : 0.473		
LAP	SECTOR 1	SECTOR 2	LAP TIME	MPH	DIFF	TIME OF DAY
1 -		30.561	1:42.255	57.75	27.908	14:07:31.563
2 -	44.392	29.992	1:14.384 (2)	79.39	0.037	14:08:45.947
3 -	45.026	30.467	1:15.493	78.22	1.146	14:10:01.440
4 -	43.882	30.465	1:14.347 (1)	79.43		14:11:15.787
5 -	45.296	30.385	1:15.681	78.03	1.334	14:12:31.468
6 -	44.792	30.915	1:15.707	78.00	1.360	14:13:47.175
7 -	44.364	30.346	1:14.710 (3)	79.04	0.363	14:15:01.885
8 -	44.417	33.870	1:18.287	75.43	3.940	14:16:20.172

BMCRG - MRO Championships 2022 - Rnd 2 @ Silverstone National

BMZRC 250MZs & Blue Haze GPF

RACE 13 - SECTOR ANALYSIS



SECTOR 1 = FL to I1, SECTOR 2 = I1 to FL, DIFF = Difference To Personal Best Lap, P = Crossed Finish Line in Pit Lane, D = Time Disallowed

P21 66 R		Graeme LEWIS		MZ ETZ 250 -		
IDEAL LAP TIME : 1:17.123		BEST LAP TIME : 1:17.582		DIFFERENCE : 0.459		
LAP	SECTOR 1	SECTOR 2	LAP TIME	MPH	DIFF	TIME OF DAY
1 -		31.204	1:22.980	71.16	5.398	14:07:12.288
2 -	46.589	30.993	1:17.582 (1)	76.12		14:08:29.870
3 -	46.750	30.909	1:17.659 (2)	76.04	0.077	14:09:47.529
4 -	46.214	31.790	1:18.004 (3)	75.70	0.422	14:11:05.533
5 -	47.049	32.188	1:19.237	74.53	1.655	14:12:24.770
6 -	47.711	32.272	1:19.983	73.83	2.401	14:13:44.753
7 -	47.761	32.516	1:20.277	73.56	2.695	14:15:05.030
8 -	47.984	32.473	1:20.457	73.40	2.875	14:16:25.487

P22 3		Max MAUD		MZ ETZ 250 -		
IDEAL LAP TIME : 1:18.890		BEST LAP TIME : 1:19.014		DIFFERENCE : 0.124		
LAP	SECTOR 1	SECTOR 2	LAP TIME	MPH	DIFF	TIME OF DAY
1 -		31.893	1:22.561	71.53	3.547	14:07:11.869
2 -	47.262	32.021	1:19.283 (3)	74.48	0.269	14:08:31.152
3 -	47.259	31.755	1:19.014 (1)	74.74		14:09:50.166
4 -	47.135	32.264	1:19.399	74.37	0.385	14:11:09.565
5 -	47.140	32.036	1:19.176 (2)	74.58	0.162	14:12:28.741
6 -	47.881	32.665	1:20.546	73.32	1.532	14:13:49.287
7 -	48.077	32.167	1:20.244	73.59	1.230	14:15:09.531
8 -	47.854	32.287	1:20.141	73.69	1.127	14:16:29.672

P23 565 R		Louis KERSHAW		MZ ETZ 250 -		
IDEAL LAP TIME : 1:18.756		BEST LAP TIME : 1:19.407		DIFFERENCE : 0.651		
LAP	SECTOR 1	SECTOR 2	LAP TIME	MPH	DIFF	TIME OF DAY
1 -		32.880	1:26.091	68.59	6.684	14:07:15.399
2 -	48.581	32.143	1:20.724	73.15	1.317	14:08:36.123
3 -	47.700	32.205	1:19.905	73.90	0.498	14:09:56.028
4 -	47.127	32.617	1:19.744	74.05	0.337	14:11:15.772
5 -	47.088	32.473	1:19.561 (2)	74.22	0.154	14:12:35.333
6 -	47.173	32.397	1:19.570 (3)	74.21	0.163	14:13:54.903
7 -	47.636	32.262	1:19.898	73.91	0.491	14:15:14.801
8 -	47.739	31.668	1:19.407 (1)	74.37		14:16:34.208

P24 56		Russell TURNER		MZ ETZ 250 - TT Racing		
IDEAL LAP TIME : 1:19.382		BEST LAP TIME : 1:19.405		DIFFERENCE : 0.023		
LAP	SECTOR 1	SECTOR 2	LAP TIME	MPH	DIFF	TIME OF DAY
1 -		33.066	1:25.037	69.44	5.632	14:07:14.345
2 -	47.249	32.156	1:19.405 (1)	74.37		14:08:33.750
3 -	47.474	32.591	1:20.065 (2)	73.76	0.660	14:09:53.815
4 -	48.646	33.244	1:21.890	72.11	2.485	14:11:15.705
5 -	47.551	33.108	1:20.659	73.21	1.254	14:12:36.364
6 -	47.226	33.085	1:20.311 (3)	73.53	0.906	14:13:56.675
7 -	48.883	33.026	1:21.909	72.10	2.504	14:15:18.584
8 -	48.108	33.227	1:21.335	72.60	1.930	14:16:39.919

P25 167 GPF		Mark BAILEY		Yamaha TZR250 - South Eastern Air Conditioning ltd		
IDEAL LAP TIME : 1:12.580		BEST LAP TIME : 1:12.687		DIFFERENCE : 0.107		
LAP	SECTOR 1	SECTOR 2	LAP TIME	MPH	DIFF	TIME OF DAY
1 -		30.063	1:42.733	57.48	30.046	14:07:32.041
2 -	42.892	30.045	1:12.937 (2)	80.96	0.250	14:08:44.978
3 -	42.937	29.750	1:12.687 (1)	81.24		14:09:57.665
4 -	43.531	29.756	1:13.287 (3)	80.58	0.600	14:11:10.952
5 -	42.830	31.014	1:13.844	79.97	1.157	14:12:24.796
6 -	42.971	30.419	1:13.390	80.46	0.703	14:13:38.186
7 -	44.080	30.385	1:14.465	79.30	1.778	14:14:52.651

BMCRC - MRO Championships 2022 - Rnd 2 @ Silverstone National

BMZRC 250MZs & Blue Haze GPF

RACE 13 - SECTOR ANALYSIS



SECTOR 1 = FL to I1, SECTOR 2 = I1 to FL, DIFF = Difference To Personal Best Lap, P = Crossed Finish Line in Pit Lane, D = Time Disallowed

P26		4 GPF		James SEATH		Aprilia RS250 - Ovenden Earthmoving	
IDEAL LAP TIME : 1:09.022		BEST LAP TIME : 1:09.022		DIFFERENCE : 0.000			
LAP	SECTOR 1	SECTOR 2	LAP TIME	MPH	DIFF	TIME OF DAY	
1 -		29.546	1:38.353	60.04	29.331	14:07:27.661	
2 -	42.303	28.752	1:11.055	83.11	2.033	14:08:38.716	
3 -	42.665	28.204	1:10.869 (3)	83.33	1.847	14:09:49.585	
4 -	41.279	30.450	1:11.729	82.33	2.707	14:11:01.314	
5 -	41.418	28.128	1:09.546 (2)	84.91	0.524	14:12:10.860	
6 -	41.081	27.941	1:09.022 (1)	85.56		14:13:19.882	

BMCRC - MRO Championships 2022 - Rnd 2 @ Silverstone National

BMZRC 250MZs & Blue Haze GPF

RACE 13 - BEST SECTORS

SECTOR 1			SECTOR 2			IDEAL / BEST COMPARISON						
POS	NO	NAME	TIME	NO	NAME	TIME	POS	NO	NAME	IDEAL	BEST	DIFF
									PERFECT LAP	1:06.791		
1	141	ABRAHAM	39.272	141	ABRAHAM	27.519	1	141	ABRAHAM	1:06.791	1:06.852	0.061
2	45	MOORE	39.500	4	SEATH	27.941	2	45	MOORE	1:07.645	1:07.776	0.131
3	88	STANLEY	40.008	45	MOORE	28.145	3	70	BURSCOUGH	1:08.420	1:08.848	0.428
4	70	BURSCOUGH	40.198	70	BURSCOUGH	28.222	4	88	STANLEY	1:08.458	1:08.458	0.000
5	55	TOLAND	40.267	55	TOLAND	28.239	5	55	TOLAND	1:08.506	1:08.506	0.000
6	4	SEATH	41.081	88	STANLEY	28.450	6	4	SEATH	1:09.022	1:09.022	0.000
7	247	HEALEY	41.411	550	DESSOY	28.458	7	247	HEALEY	1:10.517	1:10.517	0.000
8	26	LEE	42.280	81	GRANT	28.723	8	26	LEE	1:11.414	1:12.082	0.668
9	199	FROST	42.561	95	ROGERS	28.826	9	81	GRANT	1:11.632	1:11.633	0.001
10	167	BAILEY	42.830	69	MANN	28.922	10	550	DESSOY	1:11.846	1:11.911	0.065
11	81	GRANT	42.909	75	WOODALL	29.064	11	95	ROGERS	1:12.057	1:12.110	0.053
12	95	ROGERS	43.231	247	HEALEY	29.106	12	69	MANN	1:12.195	1:12.388	0.193
13	69	MANN	43.273	26	LEE	29.134	13	199	FROST	1:12.380	1:12.743	0.363
14	550	DESSOY	43.388	96	KENT	29.577	14	75	WOODALL	1:12.563	1:12.563	0.000
15	75	WOODALL	43.499	167	BAILEY	29.750	15	167	BAILEY	1:12.580	1:12.687	0.107
16	30	NEMATI	43.882	199	FROST	29.819	16	96	KENT	1:13.479	1:13.556	0.077
17	96	KENT	43.902	30	NEMATI	29.992	17	30	NEMATI	1:13.874	1:14.347	0.473
18	9	HOWLETT	44.311	32	ASHMEAD	30.210	18	9	HOWLETT	1:14.538	1:14.625	0.087
19	32	ASHMEAD	44.412	9	HOWLETT	30.227	19	32	ASHMEAD	1:14.622	1:15.132	0.510
20	22	FINCH	45.555	22	FINCH	30.400	20	22	FINCH	1:15.955	1:16.468	0.513
21	13	RYAN	45.889	93	WELTON	30.688	21	13	RYAN	1:16.579	1:17.038	0.459
22	66	LEWIS	46.214	13	RYAN	30.690	22	93	WELTON	1:16.906	1:17.055	0.149
23	93	WELTON	46.218	66	LEWIS	30.909	23	66	LEWIS	1:17.123	1:17.582	0.459
24	565	KERSHAW	47.088	565	KERSHAW	31.668	24	565	KERSHAW	1:18.756	1:19.407	0.651
25	3	MAUD	47.135	3	MAUD	31.755	25	3	MAUD	1:18.890	1:19.014	0.124
26	56	TURNER	47.226	56	TURNER	32.156	26	56	TURNER	1:19.382	1:19.405	0.023

BMCRC - MRO Championships 2022 - Rnd 2 @ Silverstone National

BMZRC 250MZs & Blue Haze GPF

RACE 13 - STATISTICS

Competitors Started	26
Planned Start	2022-04-03 @ 14:20:00.000
Actual Start	2022-04-03 @ 14:05:49.307
Finish Time	2022-04-03 @ 14:15:22.424
Track Length	1.6404mi.
Total Laps	205
Total Distance Covered	336.2950mi.

Session Fastest Lap History

NO	CL	NAME	LAP TIME	TIME OF DAY	LAP	VEHICLE
550		Harrison DESSOY	1:12.602	14:08:16.669	2	MZ ETZ 250
81		Scott GRANT	1:12.500	14:08:17.125	2	MZ ETZ 250
45	GPF	Peter MOORE	1:08.722	14:08:32.999	2	Yamaha TZR250
45	GPF	Peter MOORE	1:08.535	14:10:51.083	4	Yamaha TZR250
45	GPF	Peter MOORE	1:08.135	14:11:59.217	5	Yamaha TZR250
141	GPF	David ABRAHAM	1:07.442	14:12:00.246	5	Suzuki RG570
141	GPF	David ABRAHAM	1:06.852	14:15:22.423	8	Suzuki RG570

Session Leader History

NO	CL	NAME	FROM LAP	LAPS LED	DISTANCE	VEHICLE
550		Harrison DESSOY	1	6	9.84 miles	MZ ETZ 250
141	GPF	David ABRAHAM	7	2	3.28 miles	Suzuki RG570

Flag History

TYPE	TIME OF DAY
GREEN	14:05:49.307
FINISH	14:15:22.424

Flag Statistics

TYPE	COUNT	TOTAL LAPS	TOTAL TIME
Green	1	8	11:00.162
Red	0	0	0.000
Safety Car	0	0	0.000
FCY	0	0	0.000

BMCRC - MRO Championships 2022 - Rnd 2 @ Silverstone National

BMZRC 250MZs & Blue Haze GPF

RACE 13 - STATISTICS

CLASS :

12 Starters

Fastest Lap History

NO	NAME	LAP TIME	TIME OF DAY	LAP	VEHICLE
550	Harrison DESSOY	1:12.602	14:08:16.669	2	MZ ETZ 250
81	Scott GRANT	1:12.500	14:08:17.125	2	MZ ETZ 250
550	Harrison DESSOY	1:12.248	14:09:28.916	3	MZ ETZ 250
95	Christopher ROGERS	1:12.110	14:09:29.022	3	MZ ETZ 250
81	Scott GRANT	1:11.633	14:13:05.825	6	MZ ETZ 250

Leader History

NO	NAME	FROM LAP	LAPS LED	DISTANCE	VEHICLE
550	Harrison DESSOY	1	8	13.12 miles	MZ ETZ 250

BMCRC - MRO Championships 2022 - Rnd 2 @ Silverstone National

BMZRC 250MZs & Blue Haze GPF

RACE 13 - STATISTICS

CLASS : R

3 Starters

Fastest Lap History

NO	NAME	LAP TIME	TIME OF DAY	LAP	VEHICLE
13	Gordon RYAN	1:17.383	14:08:26.139	2	MZ ETZ 250
13	Gordon RYAN	1:17.038	14:11:00.943	4	MZ ETZ 250

Leader History

NO	NAME	FROM LAP	LAPS LED	DISTANCE	VEHICLE
13	Gordon RYAN	1	8	13.12 miles	MZ ETZ 250

BMCRC - MRO Championships 2022 - Rnd 2 @ Silverstone National

BMZRC 250MZs & Blue Haze GPF

RACE 13 - STATISTICS

CLASS : GPF

11 Starters

Fastest Lap History

NO	NAME	LAP TIME	TIME OF DAY	LAP	VEHICLE
45	Peter MOORE	1:08.722	14:08:32.999	2	Yamaha TZR250
45	Peter MOORE	1:08.535	14:10:51.083	4	Yamaha TZR250
45	Peter MOORE	1:08.135	14:11:59.217	5	Yamaha TZR250
141	David ABRAHAM	1:07.442	14:12:00.246	5	Suzuki RG570
141	David ABRAHAM	1:06.852	14:15:22.423	8	Suzuki RG570

Leader History

NO	NAME	FROM LAP	LAPS LED	DISTANCE	VEHICLE
45	Peter MOORE	1	6	9.84 miles	Yamaha TZR250
141	David ABRAHAM	7	2	3.28 miles	Suzuki RG570



EDIASIA FORMULA 400 & INTA MOTORCYCLES BLUE HAZE GP



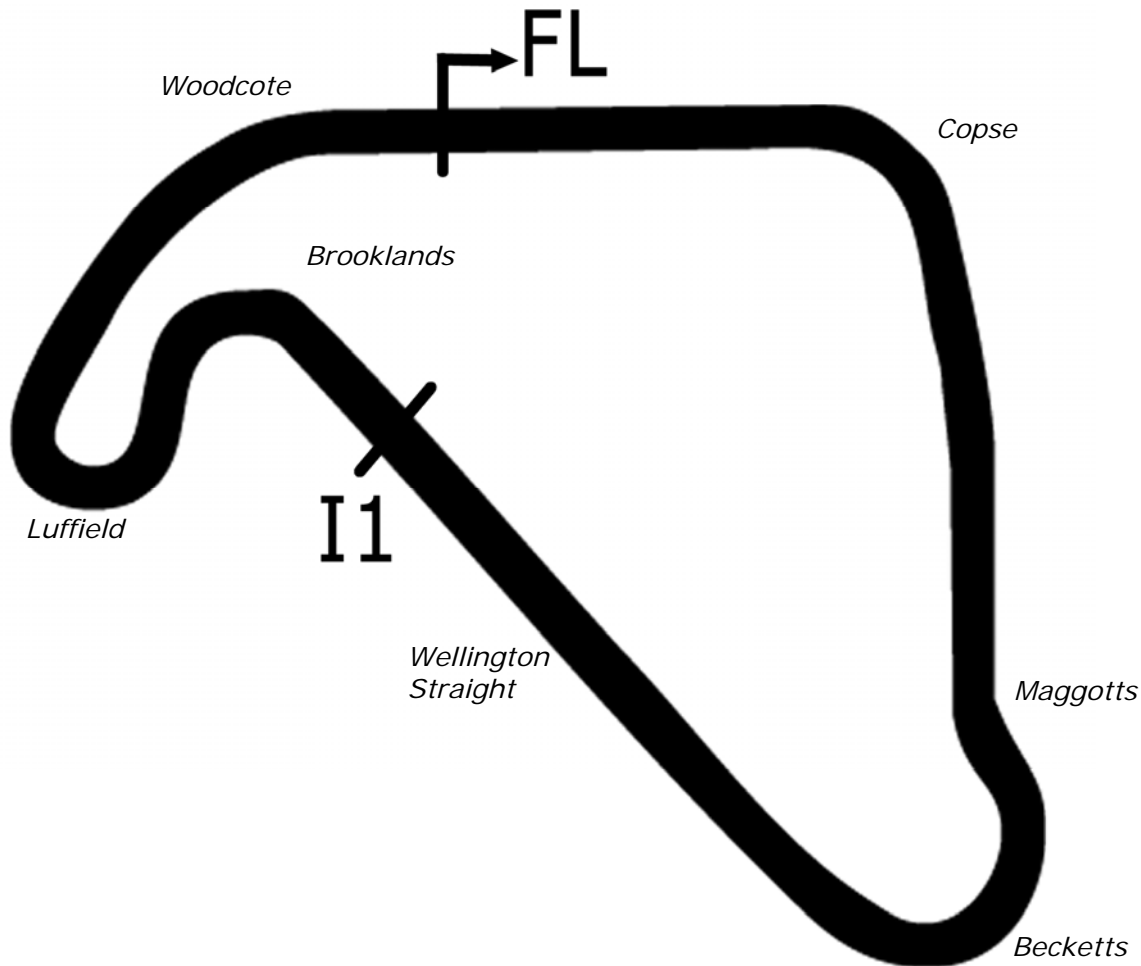
BMCRC-MRO Championships - Round 2
Silverstone National
2nd / 3rd April 2022



Timing & Results Provided by Timing Solutions Ltd

www.tsl-timing.com

Silverstone National



Length	1.6404 miles	2640.07 m	
FL		52.07872 N	1.01711 W
I1	1669m	52.07603 N	1.01669 W
Pit Entry	2610m	52.07859 N	1.01758 W
Pit Exit	308m after FL	52.07880 N	1.01268 W
Pit Entry-Pit Exit 336m, 24.2s @50kph, 20.1s @60kph			

All results available at www.tsl-timing.com

BMCRC - MRO Championships 2022 - Rnd 2 @ Silverstone National

EDlasia Formula 400 & Blue Haze GP

QUALIFYING - CLASSIFICATION



POS	NO	CL	PIC NAME	ENTRY	TIME	ON	LAPS	GAP	DIFF	MPH
1	7	GP	1 Bruce DUNN	Yamaha TZ250 - Bilstein UK	1:02.471	8	9			94.53
2	117	GP	2 Stuart HALL	Yamaha TZ250 -	1:04.230	9	11	1.759	1.759	91.94
3	48		1 Richie WELSH	Yamaha FZR 400 RRSP - EDEN'S BABY EXPERIENC	1:05.520	5	11	3.049	1.290	90.13
4	8	GP	3 Phil ATKINSON	Yamaha TZ350 - ROSE MOT	1:05.554	7	7	3.083	0.034	90.08
5	23		2 Joe ELLIS	Kawasaki NINJA 400 (JSS) - Jpr	1:05.771	9	11	3.300	0.217	89.79
6	74		3 Finn SMART-WEEDEN	Kawasaki NINJA 400 (JSS) - Mum and Dad	1:05.928	5	11	3.457	0.157	89.57
7	31		4 Lewis JONES	Ninja NINJA 400 (JSS) - 151 s	1:05.978	7	11	3.507	0.050	89.50
8	14		5 James McMANUS	Kawasaki NINJA 400 (JSS) -	1:06.325	8	9	3.854	0.347	89.04
9	67	GP	4 Paul METCALFE	Honda RS250 -	1:06.441	6	8	3.970	0.116	88.88
10	1		6 James SEATH	Kawasaki ZXR400 L9 - Ovenden Earthmoving	1:06.491	11	11	4.020	0.050	88.81
11	127		7 Calum BEACH	Kawasaki NINJA 400 (JSS) - Upvc outlet	1:06.572	11	11	4.101	0.081	88.71
12	25	S/R	1 Haydon SMITH	Kawasaki ZXR400 - HI-Precision Engineering Ltd	1:06.916	6	11	4.445	0.344	88.25
13	64	GP	5 Phil ELLIS	Yamaha TZ250B -	1:07.246	7	9	4.775	0.330	87.82
14	29	GP	6 Dom HERBERTSON	Honda NSR250 - Davies Motorsport	1:07.254	7	7	4.783	0.008	87.81
15	33*	S	1 Carl JOHNSTONE	Yamaha FZR400RR - EDlasia	1:07.525	8	11	5.054	0.271	87.45
16	99		8 Annabel THOMAS	Kawasaki NINJA 400 (JSS) - Four Anjels Racing	1:07.746	8	9	5.275	0.221	87.17
17	81		9 Keo WALKER	Kawasaki NINJA 400 (JSS) - Koku-Shi	1:08.249	5	10	5.778	0.503	86.53
18	17		10 Sam HIRST	Kawasaki NINJA - Valley Racing	1:08.386	5	9	5.915	0.137	86.35
19	3	GP	7 Tom BARRETT	Honda RS250 - The Two Stroke Workshop	1:08.507	7	8	6.036	0.121	86.20
20	351	S	2 Sam DIGBY-BAKER	Kawasaki ZXR400 -	1:09.078	9	10	6.607	0.571	85.49
21	175		11 Aaron LILLY	Yamaha R3 - AL Graphics	1:09.292	10	10	6.821	0.214	85.22
22	196		12 Jack KIRSCH	Kawasaki NINJA 400 (JSS) - Dad	1:09.323	2	6	6.852	0.031	85.19
23	27	S	3 Richard HAYWARD	Yamaha TZR - Hazel Motors/ Gforce	1:09.350	5	6	6.879	0.027	85.15
24	119		13 James O'MARA	Kawasaki NINJA 400 - BRP Machining Ltd	1:09.629	10	10	7.158	0.279	84.81
25	222	S	4 Matt EPPS	Kawasaki ZXR400 - M.E Vehicle Repairs	1:10.408	4	8	7.937	0.779	83.87
26	70	S	5 Andrew BURSCOUGH	Yamaha YPVS 350 - Apollo/Merlin/Abbey/Martitanium	1:10.733	3	10	8.262	0.325	83.49
27	60	GP	8 Daniel GOUGH	Yamaha TZ250 - Kieran Lewis/G Force Mc	1:12.733	4	6	10.262	2.000	81.19
28	73	S	6 Colvin TURNER	Yamaha TZR250 -	1:12.973	4	8	10.502	0.240	80.92
29	10		14 Mike BRUNSDON	Kawasaki NINJA 400 - CF Fairford	1:13.397	9	10	10.926	0.424	80.46
30	0	GP	9 Paul TOLAND	Yamaha TZ250 4TW - Kippers keys	1:13.454	2	3	10.983	0.057	80.39
31	97	S	7 Nicholas TAIG	Honda VFR400 NC30 - RST, Bell Helmets UK	1:13.547	4	6	11.076	0.093	80.29
32	56	R	1 Phil MARSH	Kawasaki ZXR400 -	1:13.626	5	7	11.155	0.079	80.21
33	24	S	8 Harley GODZISZ	Honda NC30 - Kamper Security	1:14.341	5	8	11.870	0.715	79.44
34	32		15 Conor MURRAY	Kawasaki NINJA 300 -	1:14.747	6	7	12.276	0.406	79.00
35	88	GP	10 George PRINOS	Yamaha TZ250 - KAPPA PLANNING LTD	1:15.500	5	7	13.029	0.753	78.22

* Bike 33 - Transponder stopped working after lap 2 - please check

Weather / Track : Cloudy / Dry

These results are provisional until the conclusion of any judicial and technical matters.

Silverstone National: 1.6404 miles
Date: 02/04/2022 Start: 10:59 Finish: 11:11

Clerk Of Course :	Stewards :	Timekeeper : Craig Smith
-------------------	------------	--------------------------

Results can be found at www.tsl-timing.com

Printed - 11:13 Saturday, 02 April 2022



BMCRC - MRO Championships 2022 - Rnd 2 @ Silverstone National

EDlasia Formula 400 & Blue Haze GP

QUALIFYING - SECTOR ANALYSIS



SECTOR 1 = FL to I1, SECTOR 2 = I1 to FL, DIFF = Difference To Personal Best Lap, P = Crossed Finish Line in Pit Lane, D = Time Disallowed

P1		7 GP		Bruce DUNN		Yamaha TZ250 - Bilstein UK	
IDEAL LAP TIME : 1:02.467		BEST LAP TIME : 1:02.471		DIFFERENCE : 0.004			
LAP	SECTOR 1	SECTOR 2	LAP TIME	MPH	DIFF	TIME OF DAY	
1 -	43.669	27.637	1:11.306	82.82	8.835	11:01:24.437	
2 -	37.783	28.154	1:05.937	89.56	3.466	11:02:30.374	
3 -	37.663	27.725	1:05.388	90.31	2.917	11:03:35.762	
4 -	37.363	26.360	1:03.723 (3)	92.67	1.252	11:04:39.485	
5 -	36.603	26.104	1:02.707 (2)	94.17	0.236	11:05:42.192	
6 -	38.651	26.634	1:05.285	90.45	2.814	11:06:47.477	
7 -	37.068	27.517	1:04.585	91.44	2.114	11:07:52.062	
8 -	36.607	25.864	1:02.471 (1)	94.53		11:08:54.533	
9 -	38.902	IN PIT	1:20.989 P	72.91	18.518	11:10:15.522	

P2		117 GP		Stuart HALL		Yamaha TZ250 -	
IDEAL LAP TIME : 1:03.960		BEST LAP TIME : 1:04.230		DIFFERENCE : 0.270			
LAP	SECTOR 1	SECTOR 2	LAP TIME	MPH	DIFF	TIME OF DAY	
1 -	50.670	31.078	1:21.748	72.24	17.518	11:01:43.609	
2 -	40.379	28.381	1:08.760	85.88	4.530	11:02:52.369	
3 -	39.272	27.896	1:07.168	87.92	2.938	11:03:59.537	
4 -	38.348	27.472	1:05.820	89.72	1.590	11:05:05.357	
5 -	37.844	28.350	1:06.194	89.21	1.964	11:06:11.551	
6 -	37.970	27.421	1:05.391	90.31	1.161	11:07:16.942	
7 -	38.157	26.956	1:05.113	90.69	0.883	11:08:22.055	
8 -	37.580	27.213	1:04.793 (3)	91.14	0.563	11:09:26.848	
9 -	37.791	26.439	1:04.230 (1)	91.94		11:10:31.078	
10 -	37.521	27.253	1:04.774 (2)	91.17	0.544	11:11:35.852	
11 -	38.038	28.003	1:06.041	89.42	1.811	11:12:41.893	

P3		48		Richie WELSH		Yamaha FZR 400 RRSP - EDEN'S BABY EXPERIENCES/ PETI	
IDEAL LAP TIME : 1:05.152		BEST LAP TIME : 1:05.520		DIFFERENCE : 0.368			
LAP	SECTOR 1	SECTOR 2	LAP TIME	MPH	DIFF	TIME OF DAY	
1 -	44.864	29.786	1:14.650	79.11	9.130	11:01:13.932	
2 -	39.161	28.165	1:07.326	87.71	1.806	11:02:21.258	
3 -	38.994	27.346	1:06.340	89.02	0.820	11:03:27.598	
4 -	38.808	27.330	1:06.138	89.29	0.618	11:04:33.736	
5 -	38.339	27.181	1:05.520 (1)	90.13		11:05:39.256	
6 -	38.000	27.529	1:05.529 (2)	90.12	0.009	11:06:44.785	
7 -	38.293	27.354	1:05.647	89.96	0.127	11:07:50.432	
8 -	38.239	27.326	1:05.565 (3)	90.07	0.045	11:08:55.997	
9 -	38.505	27.152	1:05.657	89.94	0.137	11:10:01.654	
10 -	38.994	27.756	1:06.750	88.47	1.230	11:11:08.404	
11 -	38.130	27.621	1:05.751	89.81	0.231	11:12:14.155	

P4		8 GP		Phil ATKINSON		Yamaha TZ350 - ROSE MOT	
IDEAL LAP TIME : 1:05.439		BEST LAP TIME : 1:05.554		DIFFERENCE : 0.115			
LAP	SECTOR 1	SECTOR 2	LAP TIME	MPH	DIFF	TIME OF DAY	
1 -	42.902	IN PIT	1:19.749 P	74.05	14.195	11:04:27.895	
2 -	OUTLAP	29.433	1:48.874	54.24	43.320	11:06:16.769	
3 -	39.768	28.409	1:08.177	86.62	2.623	11:07:24.946	
4 -	39.253	27.779	1:07.032	88.10	1.478	11:08:31.978	
5 -	38.828	27.615	1:06.443 (3)	88.88	0.889	11:09:38.421	
6 -	38.672	26.923	1:05.595 (2)	90.03	0.041	11:10:44.016	
7 -	38.516	27.038	1:05.554 (1)	90.08		11:11:49.570	

BMCRC - MRO Championships 2022 - Rnd 2 @ Silverstone National

EDlasia Formula 400 & Blue Haze GP

QUALIFYING - SECTOR ANALYSIS



SECTOR 1 = FL to I1, SECTOR 2 = I1 to FL, DIFF = Difference To Personal Best Lap, P = Crossed Finish Line in Pit Lane, D = Time Disallowed

P5 23		Joe ELLIS		Kawasaki NINJA 400 (JSS) - Jpr			
IDEAL LAP TIME : 1:05.674		BEST LAP TIME : 1:05.771		DIFFERENCE : 0.097			
LAP	SECTOR 1	SECTOR 2	LAP TIME	MPH	DIFF	TIME OF DAY	
1 -	47.116	29.158	1:16.274	77.42	10.503	11:01:30.226	
2 -	42.615	28.477	1:11.092	83.07	5.321	11:02:41.318	
3 -	40.464	27.661	1:08.125	86.68	2.354	11:03:49.443	
4 -	39.944	27.734	1:07.678	87.26	1.907	11:04:57.121	
5 -	39.737	28.181	1:07.918	86.95	2.147	11:06:05.039	
6 -	39.631	26.997	1:06.628	88.63	0.857	11:07:11.667	
7 -	39.944	27.086	1:07.030	88.10	1.259	11:08:18.697	
8 -	39.522	26.817	1:06.339 (2)	89.02	0.568	11:09:25.036	
9 -	39.237	26.534	1:05.771 (1)	89.79		11:10:30.807	
10 -	39.140	27.312	1:06.452 (3)	88.87	0.681	11:11:37.259	
11 -	39.417	27.202	1:06.619	88.64	0.848	11:12:43.878	

P6 74		Finn SMART-WEEDEN		Kawasak NINJA 400 (JSS) - Mum and Dad			
IDEAL LAP TIME : 1:05.653		BEST LAP TIME : 1:05.928		DIFFERENCE : 0.275			
LAP	SECTOR 1	SECTOR 2	LAP TIME	MPH	DIFF	TIME OF DAY	
1 -	44.486	27.723	1:12.209	81.78	6.281	11:01:29.433	
2 -	39.702	27.389	1:07.091	88.02	1.163	11:02:36.524	
3 -	39.900	26.884	1:06.784	88.42	0.856	11:03:43.308	
4 -	40.242	26.753	1:06.995	88.15	1.067	11:04:50.303	
5 -	39.318	26.610	1:05.928 (1)	89.57		11:05:56.231	
6 -	39.703	26.929	1:06.632 (3)	88.63	0.704	11:07:02.863	
7 -	39.492	27.038	1:06.530 (2)	88.76	0.602	11:08:09.393	
8 -	39.043	27.935	1:06.978	88.17	1.050	11:09:16.371	
9 -	40.174	27.397	1:07.571	87.39	1.643	11:10:23.942	
10 -	41.300	27.966	1:09.266	85.26	3.338	11:11:33.208	
11 -	39.925	27.373	1:07.298	87.75	1.370	11:12:40.506	

P7 31		Lewis JONES		Ninja NINJA 400 (JSS) - 151 s			
IDEAL LAP TIME : 1:05.777		BEST LAP TIME : 1:05.978		DIFFERENCE : 0.201			
LAP	SECTOR 1	SECTOR 2	LAP TIME	MPH	DIFF	TIME OF DAY	
1 -	44.955	28.067	1:13.022	80.87	7.044	11:01:31.080	
2 -	40.466	27.081	1:07.547	87.43	1.569	11:02:38.627	
3 -	39.768	26.940	1:06.708	88.53	0.730	11:03:45.335	
4 -	39.515	26.970	1:06.485	88.82	0.507	11:04:51.820	
5 -	39.356	27.710	1:07.066	88.05	1.088	11:05:58.886	
6 -	39.322	26.747	1:06.069 (2)	89.38	0.091	11:07:04.955	
7 -	39.030	26.948	1:05.978 (1)	89.50		11:08:10.933	
8 -	39.081	27.191	1:06.272 (3)	89.11	0.294	11:09:17.205	
9 -	40.401	27.819	1:08.220	86.56	2.242	11:10:25.425	
10 -	40.312	27.902	1:08.214	86.57	2.236	11:11:33.639	
11 -	39.678	27.317	1:06.995	88.15	1.017	11:12:40.634	

P8 14		James McMANUS		Kawasaki NINJA 400 (JSS) -			
IDEAL LAP TIME : 1:06.325		BEST LAP TIME : 1:06.325		DIFFERENCE : 0.000			
LAP	SECTOR 1	SECTOR 2	LAP TIME	MPH	DIFF	TIME OF DAY	
1 -	39.788	27.570	1:07.358	87.67	1.033	11:02:47.107	
2 -	39.550	28.228	1:07.778	87.13	1.453	11:03:54.885	
3 -	39.283	27.259	1:06.542 (2)	88.75	0.217	11:05:01.427	
4 -	41.864	IN PIT	1:16.977 P	76.71	10.652	11:06:18.404	
5 -	OUTLAP	27.563	1:23.187	70.99	16.862	11:07:41.591	
6 -	39.619	27.766	1:07.385	87.64	1.060	11:08:48.976	
7 -	39.233	27.405	1:06.638 (3)	88.62	0.313	11:09:55.614	
8 -	39.173	27.152	1:06.325 (1)	89.04		11:11:01.939	
9 -	41.925	29.199	1:11.124	83.03	4.799	11:12:13.063	

BMCRC - MRO Championships 2022 - Rnd 2 @ Silverstone National

EDlasia Formula 400 & Blue Haze GP

QUALIFYING - SECTOR ANALYSIS



SECTOR 1 = FL to I1, SECTOR 2 = I1 to FL, DIFF = Difference To Personal Best Lap, P = Crossed Finish Line in Pit Lane, D = Time Disallowed

P9 67 GP		Paul METCALFE		Honda RS250 -			
IDEAL LAP TIME : 1:06.351		BEST LAP TIME : 1:06.441		DIFFERENCE : 0.090			
LAP	SECTOR 1	SECTOR 2	LAP TIME	MPH	DIFF	TIME OF DAY	
1 -	40.886	28.919	1:09.805	84.60	3.364	11:04:24.095	
2 -	39.518	28.360	1:07.878	87.00	1.437	11:05:31.973	
3 -	39.146	28.554	1:07.700	87.23	1.259	11:06:39.673	
4 -	39.529	29.250	1:08.779	85.86	2.338	11:07:48.452	
5 -	39.359	28.035	1:07.394 (3)	87.62	0.953	11:08:55.846	
6 -	38.521	27.920	1:06.441 (1)	88.88		11:10:02.287	
7 -	38.431	28.117	1:06.548 (2)	88.74	0.107	11:11:08.835	
8 -	38.769	IN PIT	1:15.074 P	78.66	8.633	11:12:23.909	

P10 1		James SEATH		Kawasaki ZXR400 L9 - Ovenden Earthmoving			
IDEAL LAP TIME : 1:06.303		BEST LAP TIME : 1:06.491		DIFFERENCE : 0.188			
LAP	SECTOR 1	SECTOR 2	LAP TIME	MPH	DIFF	TIME OF DAY	
1 -	47.131	29.415	1:16.546	77.15	10.055	11:01:18.144	
2 -	40.769	28.404	1:09.173	85.37	2.682	11:02:27.317	
3 -	40.502	29.259	1:09.761	84.65	3.270	11:03:37.078	
4 -	40.489	28.696	1:09.185	85.36	2.694	11:04:46.263	
5 -	39.826	28.215	1:08.041	86.79	1.550	11:05:54.304	
6 -	39.788	27.928	1:07.716	87.21	1.225	11:07:02.020	
7 -	39.286	27.713	1:06.999 (3)	88.14	0.508	11:08:09.019	
8 -	39.003	28.467	1:07.470	87.53	0.979	11:09:16.489	
9 -	40.494	27.300	1:07.794	87.11	1.303	11:10:24.283	
10 -	39.297	27.682	1:06.979 (2)	88.17	0.488	11:11:31.262	
11 -	39.009	27.482	1:06.491 (1)	88.81		11:12:37.753	

P11 127		Calum BEACH		Kawasaki NINJA 400 (JSS) - Upvc outlet			
IDEAL LAP TIME : 1:06.429		BEST LAP TIME : 1:06.572		DIFFERENCE : 0.143			
LAP	SECTOR 1	SECTOR 2	LAP TIME	MPH	DIFF	TIME OF DAY	
1 -	46.570	29.465	1:16.035	77.67	9.463	11:01:26.159	
2 -	40.765	29.565	1:10.330	83.97	3.758	11:02:36.489	
3 -	40.010	28.728	1:08.738	85.91	2.166	11:03:45.227	
4 -	40.099	27.686	1:07.785	87.12	1.213	11:04:53.012	
5 -	39.562	27.895	1:07.457	87.54	0.885	11:06:00.469	
6 -	39.675	27.645	1:07.320 (3)	87.72	0.748	11:07:07.789	
7 -	39.902	27.740	1:07.642	87.30	1.070	11:08:15.431	
8 -	39.779	27.794	1:07.573	87.39	1.001	11:09:23.004	
9 -	40.251	27.681	1:07.932	86.93	1.360	11:10:30.936	
10 -	39.516	27.063	1:06.579 (2)	88.70	0.007	11:11:37.515	
11 -	39.366	27.206	1:06.572 (1)	88.71		11:12:44.087	

P12 25 S/R		Haydon SMITH		Kawasaki ZXR400 - HI-Precision Engineering Ltd			
IDEAL LAP TIME : 1:06.916		BEST LAP TIME : 1:06.916		DIFFERENCE : 0.000			
LAP	SECTOR 1	SECTOR 2	LAP TIME	MPH	DIFF	TIME OF DAY	
1 -	46.624	29.739	1:16.363	77.33	9.447	11:01:20.880	
2 -	40.837	28.873	1:09.710	84.71	2.794	11:02:30.590	
3 -	41.067	27.917	1:08.984	85.60	2.068	11:03:39.574	
4 -	40.254	28.058	1:08.312	86.45	1.396	11:04:47.886	
5 -	39.732	27.994	1:07.726	87.19	0.810	11:05:55.612	
6 -	39.544	27.372	1:06.916 (1)	88.25		11:07:02.528	
7 -	39.673	27.632	1:07.305 (2)	87.74	0.389	11:08:09.833	
8 -	39.644	27.824	1:07.468	87.53	0.552	11:09:17.301	
9 -	39.874	27.961	1:07.835	87.05	0.919	11:10:25.136	
10 -	39.667	27.784	1:07.451 (3)	87.55	0.535	11:11:32.587	
11 -	39.983	27.503	1:07.486	87.50	0.570	11:12:40.073	

BMCRC - MRO Championships 2022 - Rnd 2 @ Silverstone National

EDlasia Formula 400 & Blue Haze GP

QUALIFYING - SECTOR ANALYSIS



SECTOR 1 = FL to I1, SECTOR 2 = I1 to FL, DIFF = Difference To Personal Best Lap, P = Crossed Finish Line in Pit Lane, D = Time Disallowed

P13 64 GP		Phil ELLIS		Yamaha TZ250B -			
IDEAL LAP TIME : 1:07.039		BEST LAP TIME : 1:07.246		DIFFERENCE : 0.207			
LAP	SECTOR 1	SECTOR 2	LAP TIME	MPH	DIFF	TIME OF DAY	
1 -	42.426	29.413	1:11.839	82.20	4.593	11:03:25.953	
2 -	40.818	29.271	1:10.089	84.25	2.843	11:04:36.042	
3 -	39.694	28.541	1:08.235	86.54	0.989	11:05:44.277	
4 -	40.057	28.321	1:08.378	86.36	1.132	11:06:52.655	
5 -	39.215	28.185	1:07.400 (3)	87.62	0.154	11:08:00.055	
6 -	39.356	28.493	1:07.849	87.04	0.603	11:09:07.904	
7 -	39.256	27.990	1:07.246 (1)	87.82		11:10:15.150	
8 -	39.328	27.973	1:07.301 (2)	87.75	0.055	11:11:22.451	
9 -	40.012	27.824	1:07.836	87.05	0.590	11:12:30.287	

P14 29 GP		Dom HERBERTSON		Honda NSR250 - Davies Motorsport			
IDEAL LAP TIME : 1:07.171		BEST LAP TIME : 1:07.254		DIFFERENCE : 0.083			
LAP	SECTOR 1	SECTOR 2	LAP TIME	MPH	DIFF	TIME OF DAY	
1 -	47.026	IN PIT	1:26.836 P	68.00	19.582	11:04:31.118	
2 -	OUTLAP	30.500	2:09.803	45.49	1:02.549	11:06:40.921	
3 -	42.663	29.663	1:12.326	81.65	5.072	11:07:53.247	
4 -	41.331	28.178	1:09.509	84.96	2.255	11:09:02.756	
5 -	40.452	28.372	1:08.824 (3)	85.80	1.570	11:10:11.580	
6 -	39.246	28.994	1:08.240 (2)	86.54	0.986	11:11:19.820	
7 -	39.329	27.925	1:07.254 (1)	87.81		11:12:27.074	

P15 33 S		Carl JOHNSTONE		Yamaha FZR400RR - EDlasia			
IDEAL LAP TIME : 1:09.175		BEST LAP TIME : 1:07.525		DIFFERENCE : -1.650			
LAP	SECTOR 1	SECTOR 2	LAP TIME	MPH	DIFF	TIME OF DAY	
1 -	46.129	29.186	1:15.315	78.41	7.790	11:01:18.510	
2 -	40.650	28.525	1:09.175	85.37	1.650	11:02:27.685	
3 -			1:09.925	84.45	2.400	11:03:37.610	
4 -			1:09.303	85.21	1.778	11:04:46.913	
5 -			1:08.563	86.13	1.038	11:05:55.477	
6 -			1:08.468	86.25	0.943	11:07:03.945	
7 -			1:07.940 (2)	86.92	0.415	11:08:11.885	
8 -			1:07.525 (1)	87.45		11:09:19.410	
9 -			1:08.228	86.55	0.703	11:10:27.638	
10 -			1:08.718	85.94	1.193	11:11:36.356	
11 -			1:07.953 (3)	86.90	0.428	11:12:44.309	

P16 99		Annabel THOMAS		Kawasaki NINJA 400 (JSS) - Four Anjels Racing			
IDEAL LAP TIME : 1:07.598		BEST LAP TIME : 1:07.746		DIFFERENCE : 0.148			
LAP	SECTOR 1	SECTOR 2	LAP TIME	MPH	DIFF	TIME OF DAY	
1 -	41.500	28.936	1:10.436	83.84	2.690	11:02:56.412	
2 -	40.156	28.319	1:08.475	86.24	0.729	11:04:04.887	
3 -	40.239	28.338	1:08.577	86.11	0.831	11:05:13.464	
4 -	40.014	28.567	1:08.581	86.11	0.835	11:06:22.045	
5 -	40.069	27.937	1:08.006	86.84	0.260	11:07:30.051	
6 -	39.822	27.929	1:07.751 (2)	87.16	0.005	11:08:37.802	
7 -	40.314	28.396	1:08.710	85.95	0.964	11:09:46.512	
8 -	39.669	28.077	1:07.746 (1)	87.17		11:10:54.258	
9 -	39.855	28.065	1:07.920 (3)	86.95	0.174	11:12:02.178	

BMCRC - MRO Championships 2022 - Rnd 2 @ Silverstone National

EDlasia Formula 400 & Blue Haze GP

QUALIFYING - SECTOR ANALYSIS



SECTOR 1 = FL to I1, SECTOR 2 = I1 to FL, DIFF = Difference To Personal Best Lap, P = Crossed Finish Line in Pit Lane, D = Time Disallowed

P17 81		Keo WALKER		Kawasaki NINJA 400 (JSS) - Koku-Shi			
IDEAL LAP TIME : 1:08.222		BEST LAP TIME : 1:08.249		DIFFERENCE : 0.027			
LAP	SECTOR 1	SECTOR 2	LAP TIME	MPH	DIFF	TIME OF DAY	
1 -	47.565	29.875	1:17.440	76.26	9.191	11:01:28.328	
2 -	41.736	28.387	1:10.123	84.21	1.874	11:02:38.451	
3 -	40.765	28.573	1:09.338	85.17	1.089	11:03:47.789	
4 -	41.074	28.208	1:09.282	85.24	1.033	11:04:57.071	
5 -	40.366	27.883	1:08.249 (1)	86.53		11:06:05.320	
6 -	40.339	27.948	1:08.287 (2)	86.48	0.038	11:07:13.607	
7 -	40.705	28.732	1:09.437	85.05	1.188	11:08:23.044	
8 -	40.458	28.101	1:08.559 (3)	86.13	0.310	11:09:31.603	
9 -	40.456	28.107	1:08.563	86.13	0.314	11:10:40.166	
10 -	40.573	IN PIT	1:16.743 P	76.95	8.494	11:11:56.909	

P18 17		Sam HIRST		Kawasaki NINJA - Valley Racing			
IDEAL LAP TIME : 1:08.386		BEST LAP TIME : 1:08.386		DIFFERENCE : 0.000			
LAP	SECTOR 1	SECTOR 2	LAP TIME	MPH	DIFF	TIME OF DAY	
1 -	48.645	30.159	1:18.804	74.94	10.418	11:01:45.579	
2 -	43.000	28.622	1:11.622	82.45	3.236	11:02:57.201	
3 -	40.935	28.114	1:09.049 (2)	85.52	0.663	11:04:06.250	
4 -	41.471	28.031	1:09.502	84.97	1.116	11:05:15.752	
5 -	40.441	27.945	1:08.386 (1)	86.35		11:06:24.138	
6 -	41.525	IN PIT	1:16.227 P	77.47	7.841	11:07:40.365	
7 -	OUTLAP	29.226	1:50.001	53.68	41.615	11:09:30.366	
8 -	40.975	28.393	1:09.368 (3)	85.13	0.982	11:10:39.734	
9 -	40.821	29.179	1:10.000	84.36	1.614	11:11:49.734	

P19 3 GP		Tom BARRETT		Honda RS250 - The Two Stroke Workshop			
IDEAL LAP TIME : 1:08.050		BEST LAP TIME : 1:08.507		DIFFERENCE : 0.457			
LAP	SECTOR 1	SECTOR 2	LAP TIME	MPH	DIFF	TIME OF DAY	
1 -	46.262	31.454	1:17.716	75.99	9.209	11:04:32.664	
2 -	43.229	30.139	1:13.368	80.49	4.861	11:05:46.032	
3 -	41.464	28.255	1:09.719	84.70	1.212	11:06:55.751	
4 -	39.875	29.006	1:08.881 (3)	85.73	0.374	11:08:04.632	
5 -	40.504	29.710	1:10.214	84.10	1.707	11:09:14.846	
6 -	40.090	28.672	1:08.762 (2)	85.88	0.255	11:10:23.608	
7 -	39.795	28.712	1:08.507 (1)	86.20		11:11:32.115	
8 -	41.430	28.550	1:09.980	84.39	1.473	11:12:42.095	

P20 351 S		Sam DIGBY-BAKER		Kawasaki ZXR400 -			
IDEAL LAP TIME : 1:09.078		BEST LAP TIME : 1:09.078		DIFFERENCE : 0.000			
LAP	SECTOR 1	SECTOR 2	LAP TIME	MPH	DIFF	TIME OF DAY	
1 -	46.952	29.730	1:16.682	77.01	7.604	11:01:20.705	
2 -	41.970	29.154	1:11.124	83.03	2.046	11:02:31.829	
3 -	42.049	29.202	1:11.251	82.88	2.173	11:03:43.080	
4 -	41.554	29.702	1:11.256	82.87	2.178	11:04:54.336	
5 -	40.910	29.383	1:10.293	84.01	1.215	11:06:04.629	
6 -	41.446	28.805	1:10.251	84.06	1.173	11:07:14.880	
7 -	40.908	29.262	1:10.170 (3)	84.16	1.092	11:08:25.050	
8 -	40.751	28.595	1:09.346 (2)	85.16	0.268	11:09:34.396	
9 -	40.495	28.583	1:09.078 (1)	85.49		11:10:43.474	
10 -	40.654	IN PIT	1:20.094 P	73.73	11.016	11:12:03.568	

BMCRC - MRO Championships 2022 - Rnd 2 @ Silverstone National

EDlasia Formula 400 & Blue Haze GP

QUALIFYING - SECTOR ANALYSIS



SECTOR 1 = FL to I1, SECTOR 2 = I1 to FL, DIFF = Difference To Personal Best Lap, P = Crossed Finish Line in Pit Lane, D = Time Disallowed

P21 175		Aaron LILLY		Yamaha R3 - AL Graphics			
IDEAL LAP TIME : 1:08.841		BEST LAP TIME : 1:09.292		DIFFERENCE : 0.451			
LAP	SECTOR 1	SECTOR 2	LAP TIME	MPH	DIFF	TIME OF DAY	
1 -	50.545	30.826	1:21.371	72.57	12.079	11:01:49.347	
2 -	43.798	30.609	1:14.407	79.36	5.115	11:03:03.754	
3 -	43.573	30.169	1:13.742	80.08	4.450	11:04:17.496	
4 -	42.504	29.453	1:11.957	82.07	2.665	11:05:29.453	
5 -	41.931	30.234	1:12.165	81.83	2.873	11:06:41.618	
6 -	42.174	29.315	1:11.489	82.60	2.197	11:07:53.107	
7 -	41.929	29.075	1:11.004	83.17	1.712	11:09:04.111	
8 -	40.816	29.059	1:09.875 (2)	84.51	0.583	11:10:13.986	
9 -	41.152	28.741	1:09.893 (3)	84.49	0.601	11:11:23.879	
10 -	41.267	28.025	1:09.292 (1)	85.22		11:12:33.171	

P22 196		Jack KIRSCH		Kawasaki NINJA 400 (JSS) - Dad			
IDEAL LAP TIME : 1:09.323		BEST LAP TIME : 1:09.323		DIFFERENCE : 0.000			
LAP	SECTOR 1	SECTOR 2	LAP TIME	MPH	DIFF	TIME OF DAY	
1 -	42.353	29.282	1:11.635	82.44	2.312	11:04:31.631	
2 -	41.193	28.130	1:09.323 (1)	85.19		11:05:40.954	
3 -	1:01.180	IN PIT	1:44.124 P	56.71	34.801	11:07:25.078	
4 -	OUTLAP	31.038	2:21.647	41.69	1:12.324	11:09:46.725	
5 -	41.382	28.557	1:09.939 (2)	84.44	0.616	11:10:56.664	
6 -	41.878	28.156	1:10.034 (3)	84.32	0.711	11:12:06.698	

P23 27 S		Richard HAYWARD		Yamaha TZR - Hazel Motors/ Gforce			
IDEAL LAP TIME : 1:08.528		BEST LAP TIME : 1:09.350		DIFFERENCE : 0.822			
LAP	SECTOR 1	SECTOR 2	LAP TIME	MPH	DIFF	TIME OF DAY	
1 -	49.042	31.105	1:20.147	73.68	10.797	11:01:29.341	
2 -	40.896	28.592	1:09.488 (3)	84.98	0.138	11:02:38.829	
3 -	41.906	29.950	1:11.856	82.18	2.506	11:03:50.685	
4 -	39.936	29.452	1:09.388 (2)	85.11	0.038	11:05:00.073	
5 -	40.543	28.807	1:09.350 (1)	85.15		11:06:09.423	
6 -	43.463	IN PIT	1:23.042 P	71.11	13.692	11:07:32.465	

P24 119		James O'MARA		Kawasaki NINJA 400 - BRP Machining Ltd			
IDEAL LAP TIME : 1:09.481		BEST LAP TIME : 1:09.629		DIFFERENCE : 0.148			
LAP	SECTOR 1	SECTOR 2	LAP TIME	MPH	DIFF	TIME OF DAY	
1 -	47.699	29.583	1:17.282	76.41	7.653	11:01:33.143	
2 -	41.940	28.498	1:10.438	83.84	0.809	11:02:43.581	
3 -	41.741	28.688	1:10.429	83.85	0.800	11:03:54.010	
4 -	41.355	28.457	1:09.812 (3)	84.59	0.183	11:05:03.822	
5 -	42.658	31.774	1:14.432	79.34	4.803	11:06:18.254	
6 -	41.719	29.024	1:10.743	83.48	1.114	11:07:28.997	
7 -	41.585	28.193	1:09.778 (2)	84.63	0.149	11:08:38.775	
8 -	41.669	29.983	1:11.652	82.42	2.023	11:09:50.427	
9 -	41.441	28.532	1:09.973	84.39	0.344	11:11:00.400	
10 -	41.503	28.126	1:09.629 (1)	84.81		11:12:10.029	

P25 222 S		Matt EPPS		Kawasaki ZXR400 - M.E Vehicle Repairs			
IDEAL LAP TIME : 1:10.408		BEST LAP TIME : 1:10.408		DIFFERENCE : 0.000			
LAP	SECTOR 1	SECTOR 2	LAP TIME	MPH	DIFF	TIME OF DAY	
1 -	46.632	32.462	1:19.094	74.66	8.686	11:03:38.312	
2 -	44.622	29.915	1:14.537	79.23	4.129	11:04:52.849	
3 -	42.760	29.487	1:12.247	81.74	1.839	11:06:05.096	
4 -	41.346	29.062	1:10.408 (1)	83.87		11:07:15.504	
5 -	41.587	29.128	1:10.715 (2)	83.51	0.307	11:08:26.219	
6 -	41.485	29.926	1:11.411	82.69	1.003	11:09:37.630	
7 -	41.765	29.534	1:11.299 (3)	82.82	0.891	11:10:48.929	
8 -	41.820	29.725	1:11.545	82.54	1.137	11:12:00.474	

BMCRC - MRO Championships 2022 - Rnd 2 @ Silverstone National

EDlasia Formula 400 & Blue Haze GP

QUALIFYING - SECTOR ANALYSIS



SECTOR 1 = FL to I1, SECTOR 2 = I1 to FL, DIFF = Difference To Personal Best Lap, P = Crossed Finish Line in Pit Lane, D = Time Disallowed

P26 70 S		Andrew BURSCOUGH		Yamaha YPVS 350 - Apollo/Merlin/Abbey/Martitanium			
IDEAL LAP TIME : 1:10.733		BEST LAP TIME : 1:10.733		DIFFERENCE : 0.000			
LAP	SECTOR 1	SECTOR 2	LAP TIME	MPH	DIFF	TIME OF DAY	
1 -	47.784	30.326	1:18.110	75.60	7.377	11:01:25.041	
2 -	41.209	30.496	1:11.705	82.36	0.972	11:02:36.746	
3 -	41.125	29.608	1:10.733 (1)	83.49		11:03:47.479	
4 -	41.674	31.137	1:12.811	81.10	2.078	11:05:00.290	
5 -	42.401	30.134	1:12.535	81.41	1.802	11:06:12.825	
6 -	41.506	29.933	1:11.439 (2)	82.66	0.706	11:07:24.264	
7 -	42.120	29.662	1:11.782	82.27	1.049	11:08:36.046	
8 -	42.556	29.620	1:12.176	81.82	1.443	11:09:48.222	
9 -	41.579	29.864	1:11.443 (3)	82.66	0.710	11:10:59.665	
10 -	42.045	29.690	1:11.735	82.32	1.002	11:12:11.400	

P27 60 GP		Daniel GOUGH		Yamaha TZ250 - Kieran Lewis/G Force Mc			
IDEAL LAP TIME : 1:12.569		BEST LAP TIME : 1:12.733		DIFFERENCE : 0.164			
LAP	SECTOR 1	SECTOR 2	LAP TIME	MPH	DIFF	TIME OF DAY	
1 -	49.163	31.887	1:21.050	72.86	8.317	11:01:29.667	
2 -	42.817	30.290	1:13.107 (2)	80.78	0.374	11:02:42.774	
3 -	42.389	31.211	1:13.600	80.24	0.867	11:03:56.374	
4 -	42.455	30.278	1:12.733 (1)	81.19		11:05:09.107	
5 -	42.291	31.084	1:13.375 (3)	80.48	0.642	11:06:22.482	
6 -	45.173	IN PIT	1:27.484 P	67.50	14.751	11:07:49.966	

P28 73 S		Colvin TURNER		Yamaha TZR250 -			
IDEAL LAP TIME : 1:12.716		BEST LAP TIME : 1:12.973		DIFFERENCE : 0.257			
LAP	SECTOR 1	SECTOR 2	LAP TIME	MPH	DIFF	TIME OF DAY	
1 -	44.796	30.649	1:15.445	78.27	2.472	11:03:31.267	
2 -	45.256	30.438	1:15.694	78.02	2.721	11:04:46.961	
3 -	43.506	30.710	1:14.216	79.57	1.243	11:06:01.177	
4 -	42.792	30.181	1:12.973 (1)	80.92		11:07:14.150	
5 -	43.220	30.107	1:13.327 (2)	80.53	0.354	11:08:27.477	
6 -	44.172	30.571	1:14.743	79.01	1.770	11:09:42.220	
7 -	43.869	29.924	1:13.793	80.03	0.820	11:10:56.013	
8 -	43.595	30.000	1:13.595 (3)	80.24	0.622	11:12:09.608	

P29 10		Mike BRUNSDON		Kawasaki NINJA 400 - CF Fairford			
IDEAL LAP TIME : 1:13.214		BEST LAP TIME : 1:13.397		DIFFERENCE : 0.183			
LAP	SECTOR 1	SECTOR 2	LAP TIME	MPH	DIFF	TIME OF DAY	
1 -	48.929	31.272	1:20.201	73.63	6.804	11:01:49.949	
2 -	44.997	30.584	1:15.581	78.13	2.184	11:03:05.530	
3 -	44.366	30.226	1:14.592	79.17	1.195	11:04:20.122	
4 -	43.453	30.643	1:14.096	79.70	0.699	11:05:34.218	
5 -	44.043	30.614	1:14.657	79.10	1.260	11:06:48.875	
6 -	43.385	30.401	1:13.786 (3)	80.03	0.389	11:08:02.661	
7 -	43.673	30.624	1:14.297	79.48	0.900	11:09:16.958	
8 -	43.229	30.267	1:13.496 (2)	80.35	0.099	11:10:30.454	
9 -	42.988	30.409	1:13.397 (1)	80.46		11:11:43.851	
10 -	43.472	30.546	1:14.018	79.78	0.621	11:12:57.869	

P30 0 GP		Paul TOLAND		Yamaha TZ250 4TW - Kippers keys			
IDEAL LAP TIME : 1:12.737		BEST LAP TIME : 1:13.454		DIFFERENCE : 0.717			
LAP	SECTOR 1	SECTOR 2	LAP TIME	MPH	DIFF	TIME OF DAY	
1 -	43.246	30.560	1:13.806 (2)	80.01	0.352	11:04:18.429	
2 -	42.177	31.277	1:13.454 (1)	80.39		11:05:31.883	
3 -	43.963	IN PIT	1:29.599 P	65.91	16.145	11:07:01.482	

BMCRG - MRO Championships 2022 - Rnd 2 @ Silverstone National

EDlasia Formula 400 & Blue Haze GP

QUALIFYING - SECTOR ANALYSIS



SECTOR 1 = FL to I1, SECTOR 2 = I1 to FL, DIFF = Difference To Personal Best Lap, P = Crossed Finish Line in Pit Lane, D = Time Disallowed

P31 97 S		Nicholas TAIG		Honda VFR400 NC30 - RST, Bell Helmets UK			
IDEAL LAP TIME : 1:13.547		BEST LAP TIME : 1:13.547		DIFFERENCE : 0.000			
LAP	SECTOR 1	SECTOR 2	LAP TIME	MPH	DIFF	TIME OF DAY	
1 -	49.134	31.871	1:21.005	72.90	7.458	11:01:33.438	
2 -	45.389	31.156	1:16.545	77.15	2.998	11:02:49.983	
3 -	43.726	30.924	1:14.650 (2)	79.11	1.103	11:04:04.633	
4 -	42.644	30.903	1:13.547 (1)	80.29		11:05:18.180	
5 -	43.079	31.790	1:14.869 (3)	78.88	1.322	11:06:33.049	
6 -	45.207	IN PIT	1:35.041 P	62.13	21.494	11:08:08.090	

P32 56 R		Phil MARSH		Kawasaki ZXR400 -			
IDEAL LAP TIME : 1:13.626		BEST LAP TIME : 1:13.626		DIFFERENCE : 0.000			
LAP	SECTOR 1	SECTOR 2	LAP TIME	MPH	DIFF	TIME OF DAY	
1 -	49.912	32.627	1:22.539	71.55	8.913	11:01:45.697	
2 -	44.891	31.439	1:16.330	77.37	2.704	11:03:02.027	
3 -	43.007	31.570	1:14.577 (3)	79.18	0.951	11:04:16.604	
4 -	43.512	31.182	1:14.694	79.06	1.068	11:05:31.298	
5 -	42.605	31.021	1:13.626 (1)	80.21		11:06:44.924	
6 -	42.610	31.068	1:13.678 (2)	80.15	0.052	11:07:58.602	
7 -	43.098	IN PIT	1:34.680 P	62.37	21.054	11:09:33.282	

P33 24 S		Harley GODZISZ		Honda NC30 - Kamper Security			
IDEAL LAP TIME : 1:14.152		BEST LAP TIME : 1:14.341		DIFFERENCE : 0.189			
LAP	SECTOR 1	SECTOR 2	LAP TIME	MPH	DIFF	TIME OF DAY	
1 -	44.593	31.292	1:15.885	77.82	1.544	11:03:45.299	
2 -	42.995	31.861	1:14.856 (3)	78.89	0.515	11:05:00.155	
3 -	43.470	31.370	1:14.840 (2)	78.91	0.499	11:06:14.995	
4 -	43.732	31.274	1:15.006	78.73	0.665	11:07:30.001	
5 -	42.878	31.463	1:14.341 (1)	79.44		11:08:44.342	
6 -	43.564	31.581	1:15.145	78.59	0.804	11:09:59.487	
7 -	44.000	32.063	1:16.063	77.64	1.722	11:11:15.550	
8 -	44.150	IN PIT	1:32.673 P	63.72	18.332	11:12:48.223	

P34 32		Conor MURRAY		Kawasaki NINJA 300 -			
IDEAL LAP TIME : 1:14.055		BEST LAP TIME : 1:14.747		DIFFERENCE : 0.692			
LAP	SECTOR 1	SECTOR 2	LAP TIME	MPH	DIFF	TIME OF DAY	
1 -	50.124	30.727	1:20.851	73.04	6.104	11:01:35.520	
2 -	44.581	31.125	1:15.706	78.00	0.959	11:02:51.226	
3 -	44.816	30.816	1:15.632	78.08	0.885	11:04:06.858	
4 -	44.423	30.745	1:15.168 (3)	78.56	0.421	11:05:22.026	
5 -	44.407	30.607	1:15.014 (2)	78.72	0.267	11:06:37.040	
6 -	44.466	30.281	1:14.747 (1)	79.00		11:07:51.787	
7 -	43.774	IN PIT	2:14.781 P	43.81	1:00.034	11:10:06.568	

P35 88 GP		George PRINOS		Yamaha TZ250 - KAPPA PLANNING LTD			
IDEAL LAP TIME : 1:15.500		BEST LAP TIME : 1:15.500		DIFFERENCE : 0.000			
LAP	SECTOR 1	SECTOR 2	LAP TIME	MPH	DIFF	TIME OF DAY	
1 -	48.715	34.143	1:22.858	71.27	7.358	11:04:58.171	
2 -	46.824	33.004	1:19.828	73.97	4.328	11:06:17.999	
3 -	44.125	32.492	1:16.617	77.08	1.117	11:07:34.616	
4 -	43.866	32.097	1:15.963 (2)	77.74	0.463	11:08:50.579	
5 -	43.714	31.786	1:15.500 (1)	78.22		11:10:06.079	
6 -	43.957	32.172	1:16.129 (3)	77.57	0.629	11:11:22.208	
7 -	44.400	32.108	1:16.508	77.19	1.008	11:12:38.716	

BMCRC - MRO Championships 2022 - Rnd 2 @ Silverstone National

EDlasia Formula 400 & Blue Haze GP

QUALIFYING - BEST SECTORS

SECTOR 1			SECTOR 2			IDEAL / BEST COMPARISON						
POS	NO	NAME	TIME	NO	NAME	TIME	POS	NO	NAME	IDEAL	BEST	DIFF
									PERFECT LAP	1:02.467		
1	7	DUNN	36.603	7	DUNN	25.864	1	7	DUNN	1:02.467	1:02.471	0.004
2	117	HALL	37.521	117	HALL	26.439	2	117	HALL	1:03.960	1:04.230	0.270
3	48	WELSH	38.000	23	ELLIS	26.534	3	48	WELSH	1:05.152	1:05.520	0.368
4	67	METCALFE	38.431	74	SMART-WEEDEN	26.610	4	8	ATKINSON	1:05.439	1:05.554	0.115
5	8	ATKINSON	38.516	31	JONES	26.747	5	74	SMART-WEEDEN	1:05.653	1:05.928	0.275
6	1	SEATH	39.003	8	ATKINSON	26.923	6	23	ELLIS	1:05.674	1:05.771	0.097
7	31	JONES	39.030	127	BEACH	27.063	7	31	JONES	1:05.777	1:05.978	0.201
8	74	SMART-WEEDEN	39.043	48	WELSH	27.152	8	1	SEATH	1:06.303	1:06.491	0.188
9	23	ELLIS	39.140	14	McMANUS	27.152	9	14	McMANUS	1:06.325	1:06.325	0.000
10	14	McMANUS	39.173	1	SEATH	27.300	10	67	METCALFE	1:06.351	1:06.441	0.090
11	64	ELLIS	39.215	25	SMITH	27.372	11	127	BEACH	1:06.429	1:06.572	0.143
12	29	HERBERTSON	39.246	64	ELLIS	27.824	12	25	SMITH	1:06.916	1:06.916	0.000
13	127	BEACH	39.366	81	WALKER	27.883	13	64	ELLIS	1:07.039	1:07.246	0.207
14	25	SMITH	39.544	67	METCALFE	27.920	14	29	HERBERTSON	1:07.171	1:07.254	0.083
15	99	THOMAS	39.669	29	HERBERTSON	27.925	15	99	THOMAS	1:07.598	1:07.746	0.148
16	3	BARRETT	39.795	99	THOMAS	27.929	16	3	BARRETT	1:08.050	1:08.507	0.457
17	27	HAYWARD	39.936	17	HIRST	27.945	17	81	WALKER	1:08.222	1:08.249	0.027
18	81	WALKER	40.339	175	LILLY	28.025	18	17	HIRST	1:08.386	1:08.386	0.000
19	17	HIRST	40.441	119	O'MARA	28.126	19	27	HAYWARD	1:08.528	1:09.350	0.822
20	351	DIGBY-BAKER	40.495	196	KIRSCH	28.130	20	175	LILLY	1:08.841	1:09.292	0.451
21	33	JOHNSTONE	40.650	3	BARRETT	28.255	21	351	DIGBY-BAKER	1:09.078	1:09.078	0.000
22	175	LILLY	40.816	33	JOHNSTONE	28.525	22	33	JOHNSTONE	1:09.175	1:07.525	-1.650
23	70	BURSCOUGH	41.125	351	DIGBY-BAKER	28.583	23	196	KIRSCH	1:09.323	1:09.323	0.000
24	196	KIRSCH	41.193	27	HAYWARD	28.592	24	119	O'MARA	1:09.481	1:09.629	0.148
25	222	EPPS	41.346	222	EPPS	29.062	25	222	EPPS	1:10.408	1:10.408	0.000
26	119	O'MARA	41.355	70	BURSCOUGH	29.608	26	70	BURSCOUGH	1:10.733	1:10.733	0.000
27	0	TOLAND	42.177	73	TURNER	29.924	27	60	GOUGH	1:12.569	1:12.733	0.164
28	60	GOUGH	42.291	10	BRUNSDON	30.226	28	73	TURNER	1:12.716	1:12.973	0.257
29	56	MARSH	42.605	60	GOUGH	30.278	29	0	TOLAND	1:12.737	1:13.454	0.717
30	97	TAIG	42.644	32	MURRAY	30.281	30	10	BRUNSDON	1:13.214	1:13.397	0.183
31	73	TURNER	42.792	0	TOLAND	30.560	31	97	TAIG	1:13.547	1:13.547	0.000
32	24	GODZISZ	42.878	97	TAIG	30.903	32	56	MARSH	1:13.626	1:13.626	0.000
33	10	BRUNSDON	42.988	56	MARSH	31.021	33	32	MURRAY	1:14.055	1:14.747	0.692
34	88	PRINOS	43.714	24	GODZISZ	31.274	34	24	GODZISZ	1:14.152	1:14.341	0.189
35	32	MURRAY	43.774	88	PRINOS	31.786	35	88	PRINOS	1:15.500	1:15.500	0.000

BMCRC - MRO Championships 2022 - Rnd 2 @ Silverstone National

EDlasia Formula 400 & Blue Haze GP

QUALIFYING - STATISTICS

Competitors Started	35
Planned Start	2022-04-02 @ 10:59:00.000
Actual Start	2022-04-02 @ 10:59:56.396
Finish Time	2022-04-02 @ 11:11:46.134
Track Length	1.6404mi.
Total Laps	306
Total Distance Covered	501.9818mi.

Session Fastest Lap History

NO	CL	NAME	LAP TIME	TIME OF DAY	LAP	VEHICLE
48		Richie WELSH	1:14.650	11:01:13.924	1	Yamaha FZR 400 RRSP
7	GP	Bruce DUNN	1:11.306	11:01:24.422	1	Yamaha TZ250
48		Richie WELSH	1:07.326	11:02:21.251	2	Yamaha FZR 400 RRSP
7	GP	Bruce DUNN	1:05.937	11:02:30.360	2	Yamaha TZ250
7	GP	Bruce DUNN	1:05.388	11:03:35.748	3	Yamaha TZ250
7	GP	Bruce DUNN	1:03.723	11:04:39.472	4	Yamaha TZ250
7	GP	Bruce DUNN	1:02.707	11:05:42.179	5	Yamaha TZ250
7	GP	Bruce DUNN	1:02.471	11:08:54.519	8	Yamaha TZ250

Flag History

TYPE	TIME OF DAY
GREEN	10:59:56.396
FINISH	11:11:46.134

Flag Statistics

TYPE	COUNT	TOTAL LAPS	TOTAL TIME
Green	1	11	13:15.608
Red	0	0	0.000
Safety Car	0	0	0.000
FCY	0	0	0.000

BMCRC - MRO Championships 2022 - Rnd 2 @ Silverstone National

EDlasia Formula 400 & Blue Haze GP

QUALIFYING - STATISTICS

CLASS :

15 Starters

Fastest Lap History

NO	NAME	LAP TIME	TIME OF DAY	LAP	VEHICLE
48	Richie WELSH	1:14.650	11:01:13.924	1	Yamaha FZR 400 RRSP
74	Finn SMART-WEEDEN	1:12.209	11:01:29.435	1	Kawasak NINJA 400 (JSS)
48	Richie WELSH	1:07.326	11:02:21.251	2	Yamaha FZR 400 RRSP
74	Finn SMART-WEEDEN	1:07.091	11:02:36.524	2	Kawasak NINJA 400 (JSS)
48	Richie WELSH	1:06.340	11:03:27.591	3	Yamaha FZR 400 RRSP
48	Richie WELSH	1:06.138	11:04:33.730	4	Yamaha FZR 400 RRSP
48	Richie WELSH	1:05.520	11:05:39.248	5	Yamaha FZR 400 RRSP

BMCRC - MRO Championships 2022 - Rnd 2 @ Silverstone National

EDlasia Formula 400 & Blue Haze GP

QUALIFYING - STATISTICS

CLASS : S

8 Starters

Fastest Lap History

NO	NAME	LAP TIME	TIME OF DAY	LAP	VEHICLE
33	Carl JOHNSTONE	1:15.315	11:01:18.504	1	Yamaha FZR400RR
33	Carl JOHNSTONE	1:09.175	11:02:27.679	2	Yamaha FZR400RR
33	Carl JOHNSTONE	1:08.563	11:05:55.477	5	Yamaha FZR400RR
33	Carl JOHNSTONE	1:08.468	11:07:03.945	6	Yamaha FZR400RR
33	Carl JOHNSTONE	1:07.940	11:08:11.885	7	Yamaha FZR400RR
33	Carl JOHNSTONE	1:07.525	11:09:19.410	8	Yamaha FZR400RR

BMCRC - MRO Championships 2022 - Rnd 2 @ Silverstone National

EDlasia Formula 400 & Blue Haze GP

QUALIFYING - STATISTICS

CLASS : S/R

1 Starters

Fastest Lap History

NO	NAME	LAP TIME	TIME OF DAY	LAP	VEHICLE
25	Haydon SMITH	1:16.363	11:01:20.869	1	Kawasaki ZXR400
25	Haydon SMITH	1:09.710	11:02:30.580	2	Kawasaki ZXR400
25	Haydon SMITH	1:08.984	11:03:39.563	3	Kawasaki ZXR400
25	Haydon SMITH	1:08.312	11:04:47.875	4	Kawasaki ZXR400
25	Haydon SMITH	1:07.726	11:05:55.601	5	Kawasaki ZXR400
25	Haydon SMITH	1:06.916	11:07:02.518	6	Kawasaki ZXR400

BMCRC - MRO Championships 2022 - Rnd 2 @ Silverstone National

EDlasia Formula 400 & Blue Haze GP

QUALIFYING - STATISTICS

CLASS : GP

10 Starters

Fastest Lap History

NO	NAME	LAP TIME	TIME OF DAY	LAP	VEHICLE
7	Bruce DUNN	1:11.306	11:01:24.422	1	Yamaha TZ250
7	Bruce DUNN	1:05.937	11:02:30.360	2	Yamaha TZ250
7	Bruce DUNN	1:05.388	11:03:35.748	3	Yamaha TZ250
7	Bruce DUNN	1:03.723	11:04:39.472	4	Yamaha TZ250
7	Bruce DUNN	1:02.707	11:05:42.179	5	Yamaha TZ250
7	Bruce DUNN	1:02.471	11:08:54.519	8	Yamaha TZ250

BMCRC - MRO Championships 2022 - Rnd 2 @ Silverstone National

EDlasia Formula 400 & Blue Haze GP

QUALIFYING - STATISTICS

CLASS : R

1 Starters

Fastest Lap History

NO	NAME	LAP TIME	TIME OF DAY	LAP	VEHICLE
56	Phil MARSH	1:22.539	11:01:45.684	1	Kawasaki ZXR400
56	Phil MARSH	1:16.330	11:03:02.015	2	Kawasaki ZXR400
56	Phil MARSH	1:14.577	11:04:16.592	3	Kawasaki ZXR400
56	Phil MARSH	1:13.626	11:06:44.911	5	Kawasaki ZXR400

BMCRC - MRO Championships 2022 - Rnd 2 @ Silverstone National



EDlasia Formula 400 & Blue Haze GP



RACE 8 - GRID (8 Laps)

ROW 12	36	51	Kevin WHOLEY	1:15.500	35	88	George PRINOS	1:14.747	34	32	Conor MURRAY
ROW 11				1:14.341	33	24	Harley GODZISZ	1:13.626	32	56	Phil MARSH
								1:13.547	31	97	Nicholas TAIG
ROW 10	30	0	Paul TOLAND	1:13.454	29	10	Mike BRUNSDON	1:12.973	28	73	Colvin TURNER
ROW 9				1:12.733	27	60	Daniel GOUGH	1:10.733	26	70	Andrew BURSCOUGH
								1:10.408	25	222	Matt EPPS
ROW 8	24	119	James O'MARA	1:09.629	23	27	Richard HAYWARD	1:09.323	22	196	Jack KIRSCH
ROW 7				1:09.292	21	175	Aaron LILLY	1:09.078	20	351	Sam DIGBY-BAKER
								1:08.507	19	3	Tom BARRETT
ROW 6	18	17	Sam HIRST	1:08.386	17	81	Keo WALKER	1:07.746	16	99	Annabel THOMAS
ROW 5				1:07.525	15	33	Carl JOHNSTONE	1:07.254	14	29	Dom HERBERTSON
								1:07.246	13	64	Phil ELLIS
ROW 4	12	25	Haydon SMITH	1:06.916	11	127	Calum BEACH	1:06.491	10	1	James SEATH
ROW 3				1:06.441	9	67	Paul METCALFE	1:06.325	8	14	James McMANUS
								1:05.978	7	31	Lewis JONES
ROW 2	6	74	Finn SMART-WEEDEN	1:05.928	5	23	Joe ELLIS	1:05.554	4	8	Phil ATKINSON
ROW 1				1:05.520	3	48	Richie WELSH	1:04.230	2	117	Stuart HALL
								1:02.471	1	7	Bruce DUNN
											Pole

Silverstone National: 1.6404 miles

These results are provisional until the conclusion of any judicial and technical matters.

Clerk Of Course :	Stewards :	Timekeeper : Craig Smith
-------------------	------------	--------------------------

Results can be found at www.tsl-timing.com

Printed - 11:14 Saturday, 02 April 2022



BMCRC - MRO Championships 2022 - Rnd 2 @ Silverstone National

EDlasia Formula 400 & Blue Haze GP

RACE 8 - CLASSIFICATION



POS	NO	CL	PIC NAME	ENTRY	LAPS	TIME	GAP	DIFF	MPH	BEST	ON
1	117	GP	1 Stuart HALL	Yamaha TZ250 -	8	8:53.365			88.57	1:04.606	2
2	23		1 Joe ELLIS	Kawasaki NINJA 400 (JSS) - Jpr	8	8:53.498	0.133	0.133	88.55	1:05.804	6
3	14		2 James McMANUS	Kawasaki NINJA 400 (JSS) -	8	8:53.884	0.519	0.386	88.49	1:05.791	6
4	31		3 Lewis JONES	Ninja NINJA 400 (JSS) - 151 s	8	8:54.187	0.822	0.303	88.44	1:05.637	7
5	74		4 Finn SMART-WEEDEN	Kawasaki NINJA 400 (JSS) - Mum and Dad	8	8:54.243	0.878	0.056	88.43	1:05.887	4
6	1		5 James SEATH	Kawasaki ZXR400 L9 - Ovenden Earthmoving	8	9:05.043	11.678	10.800	86.68	1:06.556	8
7	127		6 Calum BEACH	Kawasaki NINJA 400 (JSS) - Upvc outlet	8	9:05.861	12.496	0.818	86.55	1:07.096	3
8	64	GP	2 Phil ELLIS	Yamaha TZ250B -	8	9:09.690	16.325	3.829	85.94	1:06.859	7
9	48		7 Richie WELSH	Yamaha FZR 400 RRSF - EDEN'S BABY EXPERIE	8	9:10.003	16.638	0.313	85.90	1:07.655	2
10	25	S/R	1 Haydon SMITH	Kawasaki ZXR400 - HI-Precision Engineering Ltd	8	9:12.968	19.603	2.965	85.43	1:08.169	3
11	351	S	1 Sam DIGBY-BAKER	Kawasaki ZXR400 -	8	9:14.856	21.491	1.888	85.14	1:08.201	8
12	81		8 Keo WALKER	Kawasaki NINJA 400 (JSS) - Koku-Shi	8	9:14.993	21.628	0.137	85.12	1:08.118	8
13	99		9 Annabel THOMAS	Kawasaki NINJA 400 (JSS) - Four Anjels Racing	8	9:15.918	22.553	0.925	84.98	1:07.624	4
14	67	GP	3 Paul METCALFE	Honda RS250 -	8	9:16.980	23.615	1.062	84.82	1:07.971	2
15	222	S	2 Matt EPPS	Kawasaki ZXR400 - M.E Vehicle Repairs	8	9:21.003	27.638	4.023	84.21	1:08.455	3
16	175		10 Aaron LILLY	Yamaha R3 - AL Graphics	8	9:21.281	27.916	0.278	84.17	1:08.408	3
17	17		11 Sam HIRST	Kawasaki NINJA - Valley Racing	8	9:27.023	33.658	5.742	83.32	1:09.554	8
18	70	S	3 Andrew BURSCOUGH	Yamaha YPVS 350 - Apollo/Merlin/Abbey/Martaniur	8	9:31.790	38.425	4.767	82.62	1:09.603	3
19	33*	S	4 Carl JOHNSTONE	Yamaha FZR400RR - EDlasia	8	9:36.146	42.781	4.356	82.00	1:07.366	8
20	60	GP	4 Daniel GOUGH	Yamaha TZ250 - Kieran Lewis/G Force Mc	8	9:44.077	50.712	7.931	80.88	1:11.336	8
21	119		12 James O'MARA	Kawasaki NINJA 400 - BRP Machining Ltd	8	9:44.729	51.364	0.652	80.79	1:11.748	7
22	73	S	5 Colvin TURNER	Yamaha TZR250 -	8	9:48.191	54.826	3.462	80.32	1:12.204	4
23	24	S	6 Harley GODZISZ	Honda NC30 - Kamper Security	8	9:54.996	1:01.631	6.805	79.40	1:12.840	7
24	88	GP	5 George PRINOS	Yamaha TZ250 - KAPPA PLANNING LTD	8	9:56.958	1:03.593	1.962	79.14	1:12.466	7
25	97	S	7 Nicholas TAIG	Honda VFR400 NC30 - RST, Bell Helmets UK	8	9:57.340	1:03.975	0.382	79.09	1:13.237	3
26	10		13 Mike BRUNSDON	Kawasaki NINJA 400 - CF Fairford	7	8:56.166	1 Lap	1 Lap	77.10	1:14.828	6
27	56	R	1 Phil MARSH	Kawasaki ZXR400 -	7	8:59.437	1 Lap	3.271	76.63	1:14.297	2

NOT CLASSIFIED

DNF	8	GP	Phil ATKINSON	Yamaha TZ350 - ROSE MOT	8	9:24.028	30.663	0.000	83.76	1:04.217	5
DNF	29	GP	Dom HERBERTSON	Honda NSR250 - Davies Motorsport	5	5:41.882	3 Laps	3 Laps	86.36	1:06.329	4
DNF	196		Jack KIRSCH	Kawasaki NINJA 400 (JSS) - Dad	5	5:54.721	3 Laps	12.839	83.24	1:08.357	4
DNF	0	GP	Paul TOLAND	Yamaha TZ250 4TW - Kippers keys	3	3:28.447	5 Laps	2 Laps	84.99	1:07.261	3
DNF	7	GP	Bruce DUNN	Yamaha TZ250 - Bilstein UK	2	2:08.897	6 Laps	1 Lap	91.63	1:03.308	2
DNF	3	GP	Tom BARRETT	Honda RS250 - The Two Stroke Workshop	2	2:47.353	6 Laps	38.456	70.57		
DNF	32		Conor MURRAY	Kawasaki NINJA 300 -	1	1:20.808	7 Laps	1 Lap	73.08		
DNF	51	GP	Kevin WHOLEY	Yamaha TZ250 - Twistgrip Motorcycles	1	1:36.420	7 Laps	15.612	61.24		

FASTEST LAP

7	GP	Bruce DUNN	Yamaha TZ250 - Bilstein UK	2	1:03.308	93.28 mph	150.12 kph
31		Lewis JONES	Ninja NINJA 400 (JSS) - 151 s	7	1:05.637	89.97 mph	144.80 kph
33	S	Carl JOHNSTONE	Yamaha FZR400RR - EDlasia	8	1:07.366	87.66 mph	141.08 kph
25	S/R	Haydon SMITH	Kawasaki ZXR400 - HI-Precision Engineering Ltd	3	1:08.169	86.63 mph	139.42 kph
56	R	Phil MARSH	Kawasaki ZXR400 -	2	1:14.297	79.48 mph	127.92 kph

* Bike 33 - Please fit a working transponder
 Class GP - 92.5% of Race Speed = 81.92 mph
 Class - 92.5% of Race Speed = 81.90 mph
 Class S/R - 92.5% of Race Speed = 79.02 mph
 Class S - 92.5% of Race Speed = 78.75 mph
 Class R - 92.5% of Race Speed = 70.88 mph

Weather / Track : Cloudy / Dry

These results are provisional until the conclusion of any judicial and technical matters.

Race Distance: 8 Laps / 13.12 miles
 Silverstone National: 1.6404 miles
 Date: 02/04/2022 Start: 15:16 Finish: 15:25

Clerk Of Course :	Stewards :	Timekeeper : Craig Smith
-------------------	------------	--------------------------

Results can be found at www.tsl-timing.com

Printed - 15:27 Saturday, 02 April 2022



BMCRG - MRO Championships 2022 - Rnd 2 @ Silverstone National

EDlasia Formula 400 & Blue Haze GP

RACE 8 - SECTOR ANALYSIS



SECTOR 1 = FL to I1, SECTOR 2 = I1 to FL, DIFF = Difference To Personal Best Lap, P = Crossed Finish Line in Pit Lane, D = Time Disallowed

P1 117 GP		Stuart HALL		Yamaha TZ250 -		
IDEAL LAP TIME : 1:04.606		BEST LAP TIME : 1:04.606		DIFFERENCE : 0.000		
LAP	SECTOR 1	SECTOR 2	LAP TIME	MPH	DIFF	TIME OF DAY
1 -		27.416	1:08.755	85.89	4.149	15:17:20.567
2 -	37.405	27.201	1:04.606 (1)	91.41		15:18:25.173
3 -	38.436	27.308	1:05.744 (2)	89.82	1.138	15:19:30.917
4 -	38.728	27.663	1:06.391 (3)	88.95	1.785	15:20:37.308
5 -	39.245	28.026	1:07.271	87.78	2.665	15:21:44.579
6 -	39.117	28.063	1:07.180	87.90	2.574	15:22:51.759
7 -	38.881	27.967	1:06.848	88.34	2.242	15:23:58.607
8 -	38.933	27.637	1:06.570	88.71	1.964	15:25:05.177

P2 23		Joe ELLIS		Kawasaki NINJA 400 (JSS) - Jpr		
IDEAL LAP TIME : 1:05.735		BEST LAP TIME : 1:05.804		DIFFERENCE : 0.069		
LAP	SECTOR 1	SECTOR 2	LAP TIME	MPH	DIFF	TIME OF DAY
1 -		27.614	1:10.012	84.35	4.208	15:17:21.824
2 -	39.890	27.446	1:07.336	87.70	1.532	15:18:29.160
3 -	39.184	26.724	1:05.908 (2)	89.60	0.104	15:19:35.068
4 -	39.226	26.684	1:05.910 (3)	89.60	0.106	15:20:40.978
5 -	39.597	26.887	1:06.484	88.82	0.680	15:21:47.462
6 -	39.217	26.587	1:05.804 (1)	89.74		15:22:53.266
7 -	39.172	26.950	1:06.122	89.31	0.318	15:23:59.388
8 -	39.148	26.774	1:05.922	89.58	0.118	15:25:05.310

P3 14		James McMANUS		Kawasaki NINJA 400 (JSS) -		
IDEAL LAP TIME : 1:05.601		BEST LAP TIME : 1:05.791		DIFFERENCE : 0.190		
LAP	SECTOR 1	SECTOR 2	LAP TIME	MPH	DIFF	TIME OF DAY
1 -		27.258	1:10.023	84.33	4.232	15:17:21.835
2 -	39.989	26.970	1:06.959	88.19	1.168	15:18:28.794
3 -	39.601	26.647	1:06.248	89.14	0.457	15:19:35.042
4 -	39.228	26.660	1:05.888 (2)	89.63	0.097	15:20:40.930
5 -	39.328	27.131	1:06.459	88.86	0.668	15:21:47.389
6 -	39.232	26.559	1:05.791 (1)	89.76		15:22:53.180
7 -	39.042	26.851	1:05.893 (3)	89.62	0.102	15:23:59.073
8 -	39.435	27.188	1:06.623	88.64	0.832	15:25:05.696

P4 31		Lewis JONES		Ninja NINJA 400 (JSS) - 151 s		
IDEAL LAP TIME : 1:05.546		BEST LAP TIME : 1:05.637		DIFFERENCE : 0.091		
LAP	SECTOR 1	SECTOR 2	LAP TIME	MPH	DIFF	TIME OF DAY
1 -		27.634	1:10.522	83.74	4.885	15:17:22.334
2 -	40.145	26.797	1:06.942	88.22	1.305	15:18:29.276
3 -	39.713	26.746	1:06.459	88.86	0.822	15:19:35.735
4 -	39.419	26.559	1:05.978 (2)	89.50	0.341	15:20:41.713
5 -	39.603	26.405	1:06.008 (3)	89.46	0.371	15:21:47.721
6 -	39.777	26.530	1:06.307	89.06	0.670	15:22:54.028
7 -	39.141	26.496	1:05.637 (1)	89.97		15:23:59.665
8 -	39.585	26.749	1:06.334	89.02	0.697	15:25:05.999

P5 74		Finn SMART-WEEDEN		Kawasaki NINJA 400 (JSS) - Mum and Dad		
IDEAL LAP TIME : 1:05.489		BEST LAP TIME : 1:05.887		DIFFERENCE : 0.398		
LAP	SECTOR 1	SECTOR 2	LAP TIME	MPH	DIFF	TIME OF DAY
1 -		27.744	1:09.917	84.46	4.030	15:17:21.729
2 -	40.154	27.204	1:07.358	87.67	1.471	15:18:29.087
3 -	39.557	26.909	1:06.466	88.85	0.579	15:19:35.553
4 -	39.168	26.719	1:05.887 (1)	89.63		15:20:41.440
5 -	39.234	26.758	1:05.992 (3)	89.49	0.105	15:21:47.432
6 -	39.685	26.410	1:06.095	89.35	0.208	15:22:53.527
7 -	39.079	26.881	1:05.960 (2)	89.53	0.073	15:23:59.487
8 -	39.765	26.803	1:06.568	88.71	0.681	15:25:06.055

BMCRG - MRO Championships 2022 - Rnd 2 @ Silverstone National

EDlasia Formula 400 & Blue Haze GP

RACE 8 - SECTOR ANALYSIS



SECTOR 1 = FL to I1, SECTOR 2 = I1 to FL, DIFF = Difference To Personal Best Lap, P = Crossed Finish Line in Pit Lane, D = Time Disallowed

P6		1		James SEATH		Kawasaki ZXR400 L9 - Ovenden Earthmoving	
IDEAL LAP TIME : 1:06.161		BEST LAP TIME : 1:06.556		DIFFERENCE : 0.395			
LAP	SECTOR 1	SECTOR 2	LAP TIME	MPH	DIFF	TIME OF DAY	
1 -		28.976	1:12.080	81.93	5.524	15:17:23.892	
2 -	39.627	28.237	1:07.864	87.02	1.308	15:18:31.756	
3 -	40.480	28.566	1:09.046	85.53	2.490	15:19:40.802	
4 -	40.516	28.161	1:08.677	85.99	2.121	15:20:49.479	
5 -	39.588	27.199	1:06.787 (2)	88.42	0.231	15:21:56.266	
6 -	38.962	28.007	1:06.969 (3)	88.18	0.413	15:23:03.235	
7 -	39.682	27.382	1:07.064	88.06	0.508	15:24:10.299	
8 -	39.010	27.546	1:06.556 (1)	88.73		15:25:16.855	

P7		127		Calum BEACH		Kawasaki NINJA 400 (JSS) - Upvc outlet	
IDEAL LAP TIME : 1:06.736		BEST LAP TIME : 1:07.096		DIFFERENCE : 0.360			
LAP	SECTOR 1	SECTOR 2	LAP TIME	MPH	DIFF	TIME OF DAY	
1 -		28.402	1:11.389	82.72	4.293	15:17:23.201	
2 -	39.755	28.251	1:08.006	86.84	0.910	15:18:31.207	
3 -	39.275	27.821	1:07.096 (1)	88.01		15:19:38.303	
4 -	40.076	27.513	1:07.589 (2)	87.37	0.493	15:20:45.892	
5 -	40.105	27.502	1:07.607 (3)	87.35	0.511	15:21:53.499	
6 -	40.282	28.308	1:08.590	86.10	1.494	15:23:02.089	
7 -	40.173	27.461	1:07.634	87.31	0.538	15:24:09.723	
8 -	39.978	27.972	1:07.950	86.91	0.854	15:25:17.673	

P8		64 GP		Phil ELLIS		Yamaha TZ250B -	
IDEAL LAP TIME : 1:06.696		BEST LAP TIME : 1:06.859		DIFFERENCE : 0.163			
LAP	SECTOR 1	SECTOR 2	LAP TIME	MPH	DIFF	TIME OF DAY	
1 -		29.274	1:12.509	81.44	5.650	15:17:24.321	
2 -	39.272	27.957	1:07.229 (3)	87.84	0.370	15:18:31.550	
3 -	40.042	28.530	1:08.572	86.12	1.713	15:19:40.122	
4 -	40.122	29.160	1:09.282	85.24	2.423	15:20:49.404	
5 -	40.793	28.499	1:09.292	85.22	2.433	15:21:58.696	
6 -	39.147	27.906	1:07.053 (2)	88.07	0.194	15:23:05.749	
7 -	39.310	27.549	1:06.859 (1)	88.33		15:24:12.608	
8 -	40.110	28.784	1:08.894	85.72	2.035	15:25:21.502	

P9		48		Richie WELSH		Yamaha FZR 400 RRSP - EDEN'S BABY EXPERIENCES/ PETI	
IDEAL LAP TIME : 1:07.655		BEST LAP TIME : 1:07.655		DIFFERENCE : 0.000			
LAP	SECTOR 1	SECTOR 2	LAP TIME	MPH	DIFF	TIME OF DAY	
1 -		28.645	1:10.813	83.39	3.158	15:17:22.625	
2 -	39.586	28.069	1:07.655 (1)	87.29		15:18:30.280	
3 -	39.707	28.707	1:08.414	86.32	0.759	15:19:38.694	
4 -	39.595	28.244	1:07.839 (2)	87.05	0.184	15:20:46.533	
5 -	39.985	28.236	1:08.221 (3)	86.56	0.566	15:21:54.754	
6 -	39.649	28.697	1:08.346	86.40	0.691	15:23:03.100	
7 -	40.248	28.512	1:08.760	85.88	1.105	15:24:11.860	
8 -	40.775	29.180	1:09.955	84.42	2.300	15:25:21.815	

P10		25 S/R		Haydon SMITH		Kawasaki ZXR400 - HI-Precision Engineering Ltd	
IDEAL LAP TIME : 1:07.368		BEST LAP TIME : 1:08.169		DIFFERENCE : 0.801			
LAP	SECTOR 1	SECTOR 2	LAP TIME	MPH	DIFF	TIME OF DAY	
1 -		28.875	1:12.301	81.68	4.132	15:17:24.113	
2 -	39.985	28.381	1:08.366 (3)	86.38	0.197	15:18:32.479	
3 -	39.561	28.608	1:08.169 (1)	86.63		15:19:40.648	
4 -	40.098	28.690	1:08.788	85.85	0.619	15:20:49.436	
5 -	41.012	28.796	1:09.808	84.59	1.639	15:21:59.244	
6 -	40.285	28.532	1:08.817	85.81	0.648	15:23:08.061	
7 -	40.546	27.807	1:08.353 (2)	86.39	0.184	15:24:16.414	
8 -	40.482	27.884	1:08.366 (3)	86.38	0.197	15:25:24.780	

BMCRC - MRO Championships 2022 - Rnd 2 @ Silverstone National

EDlasia Formula 400 & Blue Haze GP

RACE 8 - SECTOR ANALYSIS



SECTOR 1 = FL to I1, SECTOR 2 = I1 to FL, DIFF = Difference To Personal Best Lap, P = Crossed Finish Line in Pit Lane, D = Time Disallowed

P11 351 S		Sam DIGBY-BAKER		Kawasaki ZXR400 -		
IDEAL LAP TIME : 1:07.762		BEST LAP TIME : 1:08.201		DIFFERENCE : 0.439		
LAP	SECTOR 1	SECTOR 2	LAP TIME	MPH	DIFF	TIME OF DAY
1 -		29.059	1:13.017	80.87	4.816	15:17:24.829
2 -	39.640	28.666	1:08.306 (2)	86.45	0.105	15:18:33.135
3 -	40.460	28.527	1:08.987	85.60	0.786	15:19:42.122
4 -	40.354	28.193	1:08.547 (3)	86.15	0.346	15:20:50.669
5 -	40.175	28.621	1:08.796	85.84	0.595	15:21:59.465
6 -	40.809	29.098	1:09.907	84.47	1.706	15:23:09.372
7 -	40.888	28.207	1:09.095	85.47	0.894	15:24:18.467
8 -	40.079	28.122	1:08.201 (1)	86.59		15:25:26.668

P12 81		Keo WALKER		Kawasaki NINJA 400 (JSS) - Koku-Shi		
IDEAL LAP TIME : 1:07.981		BEST LAP TIME : 1:08.118		DIFFERENCE : 0.137		
LAP	SECTOR 1	SECTOR 2	LAP TIME	MPH	DIFF	TIME OF DAY
1 -		29.221	1:13.550	80.29	5.432	15:17:25.362
2 -	40.774	28.287	1:09.061	85.51	0.943	15:18:34.423
3 -	40.211	28.245	1:08.456 (3)	86.26	0.338	15:19:42.879
4 -	40.216	27.967	1:08.183 (2)	86.61	0.065	15:20:51.062
5 -	40.569	28.244	1:08.813	85.82	0.695	15:21:59.875
6 -	41.275	28.144	1:09.419	85.07	1.301	15:23:09.294
7 -	41.533	27.860	1:09.393	85.10	1.275	15:24:18.687
8 -	40.348	27.770	1:08.118 (1)	86.69		15:25:26.805

P13 99		Annabel THOMAS		Kawasaki NINJA 400 (JSS) - Four Anjels Racing		
IDEAL LAP TIME : 1:07.447		BEST LAP TIME : 1:07.624		DIFFERENCE : 0.177		
LAP	SECTOR 1	SECTOR 2	LAP TIME	MPH	DIFF	TIME OF DAY
1 -		28.905	1:13.790	80.03	6.166	15:17:25.602
2 -	40.213	28.394	1:08.607	86.07	0.983	15:18:34.209
3 -	39.768	28.407	1:08.175 (3)	86.62	0.551	15:19:42.384
4 -	39.525	28.099	1:07.624 (1)	87.33		15:20:50.008
5 -	40.895	28.720	1:09.615	84.83	1.991	15:21:59.623
6 -	41.507	28.226	1:09.733	84.68	2.109	15:23:09.356
7 -	41.420	28.829	1:10.249	84.06	2.625	15:24:19.605
8 -	40.203	27.922	1:08.125 (2)	86.68	0.501	15:25:27.730

P14 67 GP		Paul METCALFE		Honda RS250 -		
IDEAL LAP TIME : 1:07.971		BEST LAP TIME : 1:07.971		DIFFERENCE : 0.000		
LAP	SECTOR 1	SECTOR 2	LAP TIME	MPH	DIFF	TIME OF DAY
1 -		29.103	1:11.580	82.50	3.609	15:17:23.392
2 -	39.285	28.686	1:07.971 (1)	86.88		15:18:31.363
3 -	39.709	28.989	1:08.698 (2)	85.96	0.727	15:19:40.061
4 -	39.871	29.305	1:09.176 (3)	85.37	1.205	15:20:49.237
5 -	40.331	29.588	1:09.919	84.46	1.948	15:21:59.156
6 -	40.317	29.523	1:09.840	84.55	1.869	15:23:08.996
7 -	40.496	29.810	1:10.306	83.99	2.335	15:24:19.302
8 -	40.139	29.351	1:09.490	84.98	1.519	15:25:28.792

P15 222 S		Matt EPPS		Kawasaki ZXR400 - M.E Vehicle Repairs		
IDEAL LAP TIME : 1:08.455		BEST LAP TIME : 1:08.455		DIFFERENCE : 0.000		
LAP	SECTOR 1	SECTOR 2	LAP TIME	MPH	DIFF	TIME OF DAY
1 -		29.676	1:14.051	79.75	5.596	15:17:25.863
2 -	40.652	28.389	1:09.041 (3)	85.53	0.586	15:18:34.904
3 -	40.294	28.161	1:08.455 (1)	86.27		15:19:43.359
4 -	40.364	28.443	1:08.807 (2)	85.82	0.352	15:20:52.166
5 -	41.279	28.532	1:09.811	84.59	1.356	15:22:01.977
6 -	41.139	29.064	1:10.203	84.12	1.748	15:23:12.180
7 -	41.105	28.989	1:10.094	84.25	1.639	15:24:22.274
8 -	41.275	29.266	1:10.541	83.71	2.086	15:25:32.815

BMCRG - MRO Championships 2022 - Rnd 2 @ Silverstone National

EDlasia Formula 400 & Blue Haze GP

RACE 8 - SECTOR ANALYSIS



SECTOR 1 = FL to I1, SECTOR 2 = I1 to FL, DIFF = Difference To Personal Best Lap, P = Crossed Finish Line in Pit Lane, D = Time Disallowed

P16 175		Aaron LILLY		Yamaha R3 - AL Graphics		
IDEAL LAP TIME : 1:08.278		BEST LAP TIME : 1:08.408		DIFFERENCE : 0.130		
LAP	SECTOR 1	SECTOR 2	LAP TIME	MPH	DIFF	TIME OF DAY
1 -		29.157	1:14.333	79.44	5.925	15:17:26.145
2 -	41.068	28.494	1:09.562	84.89	1.154	15:18:35.707
3 -	40.282	28.126	1:08.408 (1)	86.33		15:19:44.115
4 -	40.761	27.996	1:08.757 (2)	85.89	0.349	15:20:52.872
5 -	41.851	28.199	1:10.050	84.30	1.642	15:22:02.922
6 -	41.239	28.251	1:09.490 (3)	84.98	1.082	15:23:12.412
7 -	42.287	28.417	1:10.704	83.52	2.296	15:24:23.116
8 -	40.823	29.154	1:09.977	84.39	1.569	15:25:33.093

P17 17		Sam HIRST		Kawasaki NINJA - Valley Racing		
IDEAL LAP TIME : 1:08.725		BEST LAP TIME : 1:09.554		DIFFERENCE : 0.829		
LAP	SECTOR 1	SECTOR 2	LAP TIME	MPH	DIFF	TIME OF DAY
1 -		29.266	1:16.025	77.67	6.471	15:17:27.837
2 -	41.508	28.507	1:10.015	84.34	0.461	15:18:37.852
3 -	40.663	28.928	1:09.591 (2)	84.86	0.037	15:19:47.443
4 -	40.964	29.424	1:10.388	83.90	0.834	15:20:57.831
5 -	42.526	29.067	1:11.593	82.48	2.039	15:22:09.424
6 -	41.884	28.062	1:09.946	84.43	0.392	15:23:19.370
7 -	41.251	28.660	1:09.911 (3)	84.47	0.357	15:24:29.281
8 -	40.898	28.656	1:09.554 (1)	84.90		15:25:38.835

P18 70 S		Andrew BURSCOUGH		Yamaha YPVS 350 - Apollo/Merlin/Abbey/Martitanium		
IDEAL LAP TIME : 1:09.356		BEST LAP TIME : 1:09.603		DIFFERENCE : 0.247		
LAP	SECTOR 1	SECTOR 2	LAP TIME	MPH	DIFF	TIME OF DAY
1 -		29.492	1:14.487	79.28	4.884	15:17:26.299
2 -	41.438	28.799	1:10.237 (2)	84.08	0.634	15:18:36.536
3 -	40.557	29.046	1:09.603 (1)	84.84		15:19:46.139
4 -	41.749	29.761	1:11.510	82.58	1.907	15:20:57.649
5 -	42.200	29.412	1:11.612	82.46	2.009	15:22:09.261
6 -	41.929	29.123	1:11.052 (3)	83.11	1.449	15:23:20.313
7 -	41.739	29.419	1:11.158	82.99	1.555	15:24:31.471
8 -	42.335	29.796	1:12.131	81.87	2.528	15:25:43.602

P19 33 S		Carl JOHNSTONE		Yamaha FZR400RR - EDlasia		
IDEAL LAP TIME :		BEST LAP TIME : 1:07.366		DIFFERENCE :		
LAP	SECTOR 1	SECTOR 2	LAP TIME	MPH	DIFF	TIME OF DAY
1 -			1:39.209	59.52	31.843	15:17:51.021
2 -			1:07.726 (2)	87.19	0.360	15:18:58.747
3 -			1:08.213	86.57	0.847	15:20:06.960
4 -			1:09.408	85.08	2.042	15:21:16.369
5 -			1:08.495	86.22	1.129	15:22:24.864
6 -			1:07.826 (3)	87.07	0.460	15:23:32.690
7 -			1:07.901	86.97	0.535	15:24:40.592
8 -			1:07.366 (1)	87.66		15:25:47.958

P20 60 GP		Daniel GOUGH		Yamaha TZ250 - Kieran Lewis/G Force Mc		
IDEAL LAP TIME : 1:11.012		BEST LAP TIME : 1:11.336		DIFFERENCE : 0.324		
LAP	SECTOR 1	SECTOR 2	LAP TIME	MPH	DIFF	TIME OF DAY
1 -		30.587	1:17.226	76.47	5.890	15:17:29.038
2 -	42.202	30.254	1:12.456	81.50	1.120	15:18:41.494
3 -	41.761	30.624	1:12.385 (3)	81.58	1.049	15:19:53.879
4 -	42.784	30.538	1:13.322	80.54	1.986	15:21:07.201
5 -	42.867	30.138	1:13.005	80.89	1.669	15:22:20.206
6 -	42.543	29.251	1:11.794 (2)	82.25	0.458	15:23:32.000
7 -	42.317	30.236	1:12.553	81.39	1.217	15:24:44.553
8 -	41.834	29.502	1:11.336 (1)	82.78		15:25:55.889

BMCRG - MRO Championships 2022 - Rnd 2 @ Silverstone National

EDlasia Formula 400 & Blue Haze GP

RACE 8 - SECTOR ANALYSIS



SECTOR 1 = FL to I1, SECTOR 2 = I1 to FL, DIFF = Difference To Personal Best Lap, P = Crossed Finish Line in Pit Lane, D = Time Disallowed

P21 119		James O'MARA		Kawasaki NINJA 400 - BRP Machining Ltd			
IDEAL LAP TIME : 1:11.533		BEST LAP TIME : 1:11.748		DIFFERENCE : 0.215			
LAP	SECTOR 1	SECTOR 2	LAP TIME	MPH	DIFF	TIME OF DAY	
1 -		30.330	1:17.165	76.53	5.417	15:17:28.977	
2 -	42.575	30.330	1:12.905	81.00	1.157	15:18:41.882	
3 -	42.758	30.112	1:12.870	81.04	1.122	15:19:54.752	
4 -	42.618	29.799	1:12.417 (3)	81.55	0.669	15:21:07.169	
5 -	43.162	29.681	1:12.843	81.07	1.095	15:22:20.012	
6 -	43.496	29.143	1:12.639	81.30	0.891	15:23:32.651	
7 -	42.486	29.262	1:11.748 (1)	82.31		15:24:44.399	
8 -	43.095	29.047	1:12.142 (2)	81.86	0.394	15:25:56.541	

P22 73 S		Colvin TURNER		Yamaha TZR250 -			
IDEAL LAP TIME : 1:11.664		BEST LAP TIME : 1:12.204		DIFFERENCE : 0.540			
LAP	SECTOR 1	SECTOR 2	LAP TIME	MPH	DIFF	TIME OF DAY	
1 -		29.696	1:18.348	75.37	6.144	15:17:30.160	
2 -	42.477	29.995	1:12.472 (2)	81.48	0.268	15:18:42.632	
3 -	42.811	29.959	1:12.770	81.15	0.566	15:19:55.402	
4 -	42.665	29.539	1:12.204 (1)	81.79		15:21:07.606	
5 -	43.845	29.187	1:13.032	80.86	0.828	15:22:20.638	
6 -	43.588	29.308	1:12.896	81.01	0.692	15:23:33.534	
7 -	43.443	29.297	1:12.740 (3)	81.18	0.536	15:24:46.274	
8 -	43.599	30.130	1:13.729	80.09	1.525	15:26:00.003	

P23 24 S		Harley GODZISZ		Honda NC30 - Kamper Security			
IDEAL LAP TIME : 1:12.438		BEST LAP TIME : 1:12.840		DIFFERENCE : 0.402			
LAP	SECTOR 1	SECTOR 2	LAP TIME	MPH	DIFF	TIME OF DAY	
1 -		31.368	1:19.523	74.26	6.683	15:17:31.335	
2 -	42.653	31.894	1:14.547	79.22	1.707	15:18:45.882	
3 -	43.326	31.621	1:14.947	78.79	2.107	15:20:00.829	
4 -	42.699	30.772	1:13.471	80.38	0.631	15:21:14.300	
5 -	42.899	30.527	1:13.426	80.43	0.586	15:22:27.726	
6 -	42.377	31.012	1:13.389 (3)	80.47	0.549	15:23:41.115	
7 -	42.632	30.208	1:12.840 (1)	81.07		15:24:53.955	
8 -	42.230	30.623	1:12.853 (2)	81.06	0.013	15:26:06.808	

P24 88 GP		George PRINOS		Yamaha TZ250 - KAPPA PLANNING LTD			
IDEAL LAP TIME : 1:12.466		BEST LAP TIME : 1:12.466		DIFFERENCE : 0.000			
LAP	SECTOR 1	SECTOR 2	LAP TIME	MPH	DIFF	TIME OF DAY	
1 -		32.105	1:21.860	72.14	9.394	15:17:33.672	
2 -	43.467	31.600	1:15.067	78.67	2.601	15:18:48.739	
3 -	43.042	31.272	1:14.314	79.46	1.848	15:20:03.053	
4 -	42.409	30.747	1:13.156 (2)	80.72	0.690	15:21:16.209	
5 -	42.364	31.068	1:13.432	80.42	0.966	15:22:29.641	
6 -	42.514	30.805	1:13.319 (3)	80.54	0.853	15:23:42.960	
7 -	41.829	30.637	1:12.466 (1)	81.49		15:24:55.426	
8 -	42.451	30.893	1:13.344	80.52	0.878	15:26:08.770	

P25 97 S		Nicholas TAIG		Honda VFR400 NC30 - RST, Bell Helmets UK			
IDEAL LAP TIME : 1:13.148		BEST LAP TIME : 1:13.237		DIFFERENCE : 0.089			
LAP	SECTOR 1	SECTOR 2	LAP TIME	MPH	DIFF	TIME OF DAY	
1 -		30.732	1:19.820	73.98	6.583	15:17:31.632	
2 -	42.873	31.431	1:14.304	79.47	1.067	15:18:45.936	
3 -	42.416	30.821	1:13.237 (1)	80.63		15:19:59.173	
4 -	42.591	30.984	1:13.575 (3)	80.26	0.338	15:21:12.748	
5 -	42.715	30.752	1:13.467 (2)	80.38	0.230	15:22:26.215	
6 -	43.274	30.989	1:14.263	79.52	1.026	15:23:40.478	
7 -	43.601	30.855	1:14.456	79.31	1.219	15:24:54.934	
8 -	42.759	31.459	1:14.218	79.57	0.981	15:26:09.152	

BMCRC - MRO Championships 2022 - Rnd 2 @ Silverstone National

EDlasia Formula 400 & Blue Haze GP

RACE 8 - SECTOR ANALYSIS



SECTOR 1 = FL to I1, SECTOR 2 = I1 to FL, DIFF = Difference To Personal Best Lap, P = Crossed Finish Line in Pit Lane, D = Time Disallowed

P26 10		Mike BRUNSDON		Kawasaki NINJA 400 - CF Fairford		
IDEAL LAP TIME : 1:14.659		BEST LAP TIME : 1:14.828		DIFFERENCE : 0.169		
LAP	SECTOR 1	SECTOR 2	LAP TIME	MPH	DIFF	TIME OF DAY
1 -		30.929	1:22.704	71.40	7.876	15:17:34.516
2 -	44.881	31.030	1:15.911	77.79	1.083	15:18:50.427
3 -	44.482	31.160	1:15.642	78.07	0.814	15:20:06.069
4 -	45.505	31.318	1:16.823	76.87	1.995	15:21:22.892
5 -	44.567	30.710	1:15.277 (3)	78.45	0.449	15:22:38.169
6 -	44.344	30.484	1:14.828 (1)	78.92		15:23:52.997
7 -	44.175	30.806	1:14.981 (2)	78.76	0.153	15:25:07.978

P27 56 R		Phil MARSH		Kawasaki ZXR400 -		
IDEAL LAP TIME : 1:14.004		BEST LAP TIME : 1:14.297		DIFFERENCE : 0.293		
LAP	SECTOR 1	SECTOR 2	LAP TIME	MPH	DIFF	TIME OF DAY
1 -		31.442	1:25.639	68.95	11.342	15:17:37.451
2 -	43.750	30.547	1:14.297 (1)	79.48		15:18:51.748
3 -	43.457	31.705	1:15.162 (2)	78.57	0.865	15:20:06.910
4 -	44.557	31.738	1:16.295	77.40	1.998	15:21:23.205
5 -	44.486	31.322	1:15.808 (3)	77.90	1.511	15:22:39.013
6 -	44.954	31.212	1:16.166	77.53	1.869	15:23:55.179
7 -	45.022	31.048	1:16.070	77.63	1.773	15:25:11.249

P28 8 GP		Phil ATKINSON		Yamaha TZ350 - ROSE MOT		
IDEAL LAP TIME : 1:04.217		BEST LAP TIME : 1:04.217		DIFFERENCE : 0.000		
LAP	SECTOR 1	SECTOR 2	LAP TIME	MPH	DIFF	TIME OF DAY
1 -		27.183	1:08.311	86.45	4.094	15:17:20.123
2 -	37.892	27.280	1:05.172	90.61	0.955	15:18:25.295
3 -	37.830	26.885	1:04.715 (3)	91.25	0.498	15:19:30.010
4 -	37.921	26.493	1:04.414 (2)	91.68	0.197	15:20:34.424
5 -	37.780	26.437	1:04.217 (1)	91.96		15:21:38.641
6 -	38.176	26.623	1:04.799	91.13	0.582	15:22:43.440
7 -	39.296	28.728	1:08.024	86.81	3.807	15:23:51.464
8 -	54.147	IN PIT	1:44.376 P	56.58	40.159	15:25:35.840

P29 29 GP		Dom HERBERTSON		Honda NSR250 - Davies Motorsport		
IDEAL LAP TIME : 1:05.988		BEST LAP TIME : 1:06.329		DIFFERENCE : 0.341		
LAP	SECTOR 1	SECTOR 2	LAP TIME	MPH	DIFF	TIME OF DAY
1 -		29.194	1:12.775	81.14	6.446	15:17:24.587
2 -	40.466	28.446	1:08.912	85.69	2.583	15:18:33.499
3 -	39.017	28.487	1:07.504 (3)	87.48	1.175	15:19:41.003
4 -	38.729	27.600	1:06.329 (1)	89.03		15:20:47.332
5 -	38.954	27.408	1:06.362 (2)	88.99	0.033	15:21:53.694

P30 196		Jack KIRSCH		Kawasaki NINJA 400 (JSS) - Dad		
IDEAL LAP TIME : 1:08.293		BEST LAP TIME : 1:08.357		DIFFERENCE : 0.064		
LAP	SECTOR 1	SECTOR 2	LAP TIME	MPH	DIFF	TIME OF DAY
1 -		28.726	1:14.910	78.83	6.553	15:17:26.722
2 -	40.679	28.057	1:08.736 (3)	85.91	0.379	15:18:35.458
3 -	40.304	28.205	1:08.509 (2)	86.20	0.152	15:19:43.967
4 -	40.368	27.989	1:08.357 (1)	86.39		15:20:52.324
5 -	40.784	IN PIT	1:14.209 P	79.58	5.852	15:22:06.533

P31 0 GP		Paul TOLAND		Yamaha TZ250 4TW - Kippers keys		
IDEAL LAP TIME : 1:07.261		BEST LAP TIME : 1:07.261		DIFFERENCE : 0.000		
LAP	SECTOR 1	SECTOR 2	LAP TIME	MPH	DIFF	TIME OF DAY
1 -		29.174	1:13.474	80.37	6.213	15:17:25.286
2 -	39.347	28.365	1:07.712 (2)	87.21	0.451	15:18:32.998
3 -	38.967	28.294	1:07.261 (1)	87.80		15:19:40.259

BMCRC - MRO Championships 2022 - Rnd 2 @ Silverstone National

EDlasia Formula 400 & Blue Haze GP

RACE 8 - SECTOR ANALYSIS



SECTOR 1 = FL to I1, SECTOR 2 = I1 to FL, DIFF = Difference To Personal Best Lap, P = Crossed Finish Line in Pit Lane, D = Time Disallowed

P32	7 GP	Bruce DUNN	Yamaha TZ250 - Bilstein UK			
IDEAL LAP TIME : 1:03.308		BEST LAP TIME : 1:03.308		DIFFERENCE : 0.000		
LAP	SECTOR 1	SECTOR 2	LAP TIME	MPH	DIFF	TIME OF DAY
1 -		26.591	1:05.589	90.03	2.281	15:17:17.401
2 -	37.115	26.193	1:03.308 (1)	93.28		15:18:20.709
P33	3 GP	Tom BARRETT	Honda RS250 - The Two Stroke Workshop			
IDEAL LAP TIME : 1:13.945		BEST LAP TIME :		DIFFERENCE :		
LAP	SECTOR 1	SECTOR 2	LAP TIME	MPH	DIFF	TIME OF DAY
1 -		30.559	1:16.238	77.46		15:17:28.050
2 -	43.386	IN PIT	1:31.115 P	64.81		15:18:59.165
P34	32	Conor MURRAY	Kawasaki NINJA 300 -			
IDEAL LAP TIME :		BEST LAP TIME :		DIFFERENCE :		
LAP	SECTOR 1	SECTOR 2	LAP TIME	MPH	DIFF	TIME OF DAY
1 -		31.026	1:20.808	73.08		15:17:32.620
P35	51 GP	Kevin WHOLEY	Yamaha TZ250 - Twistgrip Motorcycles			
IDEAL LAP TIME :		BEST LAP TIME :		DIFFERENCE :		
LAP	SECTOR 1	SECTOR 2	LAP TIME	MPH	DIFF	TIME OF DAY
1 -		IN PIT	1:36.420 P	61.24		15:17:48.232

BMCRC - MRO Championships 2022 - Rnd 2 @ Silverstone National

EDlasia Formula 400 & Blue Haze GP

RACE 8 - BEST SECTORS

SECTOR 1			SECTOR 2			IDEAL / BEST COMPARISON						
POS	NO	NAME	TIME	NO	NAME	TIME	POS	NO	NAME	IDEAL	BEST	DIFF
									PERFECT LAP	1:03.308		
1	7	DUNN	37.115	7	DUNN	26.193	1	7	DUNN	1:03.308	1:03.308	0.000
2	117	HALL	37.405	31	JONES	26.405	2	8	ATKINSON	1:04.217	1:04.217	0.000
3	8	ATKINSON	37.780	74	SMART-WEEDEN	26.410	3	117	HALL	1:04.606	1:04.606	0.000
4	29	HERBERTSON	38.580	8	ATKINSON	26.437	4	74	SMART-WEEDEN	1:05.489	1:05.887	0.398
5	1	SEATH	38.962	14	McMANUS	26.559	5	31	JONES	1:05.546	1:05.637	0.091
6	0	TOLAND	38.967	23	ELLIS	26.587	6	14	McMANUS	1:05.601	1:05.791	0.190
7	14	McMANUS	39.042	1	SEATH	27.199	7	23	ELLIS	1:05.735	1:05.804	0.069
8	74	SMART-WEEDEN	39.079	117	HALL	27.201	8	29	HERBERTSON	1:05.988	1:06.329	0.341
9	31	JONES	39.141	29	HERBERTSON	27.408	9	1	SEATH	1:06.161	1:06.556	0.395
10	64	ELLIS	39.147	127	BEACH	27.461	10	64	ELLIS	1:06.696	1:06.859	0.163
11	23	ELLIS	39.148	64	ELLIS	27.549	11	127	BEACH	1:06.736	1:07.096	0.360
12	127	BEACH	39.275	81	WALKER	27.770	12	0	TOLAND	1:07.261	1:07.261	0.000
13	67	METCALFE	39.285	25	SMITH	27.807	13	25	SMITH	1:07.368	1:08.169	0.801
14	99	THOMAS	39.525	99	THOMAS	27.922	14	99	THOMAS	1:07.447	1:07.624	0.177
15	25	SMITH	39.561	196	KIRSCH	27.989	15	48	WELSH	1:07.655	1:07.655	0.000
16	48	WELSH	39.586	175	LILLY	27.996	16	351	DIGBY-BAKER	1:07.762	1:08.201	0.439
17	351	DIGBY-BAKER	39.640	17	HIRST	28.062	17	67	METCALFE	1:07.971	1:07.971	0.000
18	81	WALKER	40.211	48	WELSH	28.069	18	81	WALKER	1:07.981	1:08.118	0.137
19	175	LILLY	40.282	351	DIGBY-BAKER	28.122	19	175	LILLY	1:08.278	1:08.408	0.130
20	222	EPPS	40.294	222	EPPS	28.161	20	196	KIRSCH	1:08.293	1:08.357	0.064
21	196	KIRSCH	40.304	0	TOLAND	28.294	21	222	EPPS	1:08.455	1:08.455	0.000
22	70	BURSCOUGH	40.557	67	METCALFE	28.686	22	17	HIRST	1:08.725	1:09.554	0.829
23	17	HIRST	40.663	70	BURSCOUGH	28.799	23	70	BURSCOUGH	1:09.356	1:09.603	0.247
24	60	GOUGH	41.761	119	O'MARA	29.047	24	60	GOUGH	1:11.012	1:11.336	0.324
25	88	PRINOS	41.829	73	TURNER	29.187	25	119	O'MARA	1:11.533	1:11.748	0.215
26	24	GODZISZ	42.230	60	GOUGH	29.251	26	73	TURNER	1:11.664	1:12.204	0.540
27	97	TAIG	42.416	24	GODZISZ	30.208	27	24	GODZISZ	1:12.438	1:12.840	0.402
28	73	TURNER	42.477	10	BRUNSDON	30.484	28	88	PRINOS	1:12.466	1:12.466	0.000
29	119	O'MARA	42.486	56	MARSH	30.547	29	97	TAIG	1:13.148	1:13.237	0.089
30	3	BARRETT	43.386	3	BARRETT	30.559	30	3	BARRETT	1:13.945		
31	56	MARSH	43.457	88	PRINOS	30.637	31	56	MARSH	1:14.004	1:14.297	0.293
32	10	BRUNSDON	44.175	97	TAIG	30.732	32	10	BRUNSDON	1:14.659	1:14.828	0.169
33				32	MURRAY	31.026	33	33	JOHNSTONE		1:07.366	
34							34	51	WHOLEY			
35							35	32	MURRAY			

BMCRC - MRO Championships 2022 - Rnd 2 @ Silverstone National

EDlasia Formula 400 & Blue Haze GP

RACE 8 - STATISTICS

Competitors Started 35
Planned Start 2022-04-02 @ 14:30:00.000
Actual Start 2022-04-02 @ 15:16:11.811
Finish Time 2022-04-02 @ 15:25:05.176
Track Length 1.6404mi.
Total Laps 241
Total Distance Covered 395.3516mi.

Session Fastest Lap History

NO	CL	NAME	LAP TIME	TIME OF DAY	LAP	VEHICLE
7	GP	Bruce DUNN	1:03.308	15:18:20.696	2	Yamaha TZ250

Session Leader History

NO	CL	NAME	FROM LAP	LAPS LED	DISTANCE	VEHICLE
7	GP	Bruce DUNN	1	2	3.28 miles	Yamaha TZ250
8	GP	Phil ATKINSON	3	5	8.20 miles	Yamaha TZ350
117	GP	Stuart HALL	8	1	1.64 miles	Yamaha TZ250

Flag History

TYPE	TIME OF DAY
GREEN	15:16:11.811
FINISH	15:25:05.176

Flag Statistics

TYPE	COUNT	TOTAL LAPS	TOTAL TIME
Green	1	8	10:17.733
Red	0	0	0.000
Safety Car	0	0	0.000
FCY	0	0	0.000

BMCRC - MRO Championships 2022 - Rnd 2 @ Silverstone National

EDlasia Formula 400 & Blue Haze GP

RACE 8 - STATISTICS

CLASS :

15 Starters

Fastest Lap History

NO	NAME	LAP TIME	TIME OF DAY	LAP	VEHICLE
14	James McMANUS	1:06.959	15:18:28.805	2	Kawasaki NINJA 400 (JSS)
31	Lewis JONES	1:06.942	15:18:29.290	2	Ninja NINJA 400 (JSS)
14	James McMANUS	1:06.248	15:19:35.053	3	Kawasaki NINJA 400 (JSS)
23	Joe ELLIS	1:05.908	15:19:35.068	3	Kawasaki NINJA 400 (JSS)
14	James McMANUS	1:05.888	15:20:40.941	4	Kawasaki NINJA 400 (JSS)
74	Finn SMART-WEEDEN	1:05.887	15:20:41.441	4	Kawasak NINJA 400 (JSS)
14	James McMANUS	1:05.791	15:22:53.191	6	Kawasaki NINJA 400 (JSS)
31	Lewis JONES	1:05.637	15:23:59.680	7	Ninja NINJA 400 (JSS)

Leader History

NO	NAME	FROM LAP	LAPS LED	DISTANCE	VEHICLE
74	Finn SMART-WEEDEN	1	1	1.64 miles	Kawasak NINJA 400 (JSS)
14	James McMANUS	2	6	9.84 miles	Kawasaki NINJA 400 (JSS)
23	Joe ELLIS	8	1	1.64 miles	Kawasaki NINJA 400 (JSS)

BMCRC - MRO Championships 2022 - Rnd 2 @ Silverstone National

EDlasia Formula 400 & Blue Haze GP

RACE 8 - STATISTICS

CLASS : S

7 Starters

Fastest Lap History

NO	NAME	LAP TIME	TIME OF DAY	LAP	VEHICLE
351	Sam DIGBY-BAKER	1:08.306	15:18:33.141	2	Kawasaki ZXR400
33	Carl JOHNSTONE	1:07.726	15:18:58.747	2	Yamaha FZR400RR
33	Carl JOHNSTONE	1:07.366	15:25:47.958	8	Yamaha FZR400RR

Leader History

NO	NAME	FROM LAP	LAPS LED	DISTANCE	VEHICLE
351	Sam DIGBY-BAKER	1	8	13.12 miles	Kawasaki ZXR400

BMCRC - MRO Championships 2022 - Rnd 2 @ Silverstone National

EDlasia Formula 400 & Blue Haze GP

RACE 8 - STATISTICS

CLASS : S/R

1 Starters

Fastest Lap History

NO	NAME	LAP TIME	TIME OF DAY	LAP	VEHICLE
25	Haydon SMITH	1:08.366	15:18:32.469	2	Kawasaki ZXR400
25	Haydon SMITH	1:08.169	15:19:40.637	3	Kawasaki ZXR400

Leader History

NO	NAME	FROM LAP	LAPS LED	DISTANCE	VEHICLE
25	Haydon SMITH	1	8	13.12 miles	Kawasaki ZXR400

BMCRC - MRO Championships 2022 - Rnd 2 @ Silverstone National

EDlasia Formula 400 & Blue Haze GP

RACE 8 - STATISTICS

CLASS : R

1 Starters

Fastest Lap History

NO	NAME	LAP TIME	TIME OF DAY	LAP	VEHICLE
56	Phil MARSH	1:14.297	15:18:51.735	2	Kawasaki ZXR400

Leader History

NO	NAME	FROM LAP	LAPS LED	DISTANCE	VEHICLE
56	Phil MARSH	1	7	11.48 miles	Kawasaki ZXR400

BMCRC - MRO Championships 2022 - Rnd 2 @ Silverstone National

EDlasia Formula 400 & Blue Haze GP

RACE 8 - STATISTICS

CLASS : GP

11 Starters

Fastest Lap History

NO	NAME	LAP TIME	TIME OF DAY	LAP	VEHICLE
7	Bruce DUNN	1:03.308	15:18:20.696	2	Yamaha TZ250

Leader History

NO	NAME	FROM LAP	LAPS LED	DISTANCE	VEHICLE
7	Bruce DUNN	1	2	3.28 miles	Yamaha TZ250
8	Phil ATKINSON	3	5	8.20 miles	Yamaha TZ350
117	Stuart HALL	8	1	1.64 miles	Yamaha TZ250

BMCRC - MRO Championships 2022 - Rnd 2 @ Silverstone National



EDlasia Formula 400 & Blue Haze GP



RACE 17 - GRID (6 Laps)

ROW 12	36	27	Richard HAYWARD	35	51	Kevin WHOLEY	34	32	Conor MURRAY				
ROW 11			1:14.828	33	10	Mike BRUNSDON	32	56	Phil MARSH	31	97	Nicholas TAIG	1:13.237
ROW 10			1:12.840	30	24	Harley GODZISZ	29	88	George PRINOS	28	73	Colvin TURNER	1:12.204
ROW 9			1:11.748	27	119	James O'MARA	26	60	Daniel GOUGH	25	70	Andrew BURSCOUGH	1:09.603
ROW 8			1:09.554	24	17	Sam HIRST	23	222	Matt EPPS	22	175	Aaron LILLY	1:08.408
ROW 7			1:08.357	21	196	Jack KIRSCH	20	351	Sam DIGBY-BAKER	19	3	Tom BARRETT	1:08.201
ROW 6			1:08.169	18	25	Haydon SMITH	17	81	Keo WALKER	16	67	Paul METCALFE	1:07.971
ROW 5			1:07.655	15	48	Richie WELSH	14	99	Annabel THOMAS	13	33	Carl JOHNSTONE	1:07.366
ROW 4			1:07.261	12	0	Paul TOLAND	11	127	Calum BEACH	10	64	Phil ELLIS	1:06.859
ROW 3			1:06.556	9	1	James SEATH	8	29	Dom HERBERTSON	7	74	Finn SMART-WEEDEN	1:05.887
ROW 2			1:05.804	6	23	Joe ELLIS	5	14	James McMANUS	4	31	Lewis JONES	1:05.637
ROW 1			1:04.606	3	117	Stuart HALL	2	8	Phil ATKINSON	1	7	Bruce DUNN	1:03.308
Pole													

Silverstone National: 1.6404 miles

These results are provisional until the conclusion of any judicial and technical matters.

Clerk Of Course :	Stewards :	Timekeeper : Craig Smith
-------------------	------------	--------------------------

Results can be found at www.tsl-timing.com

Printed - 15:29 Saturday, 02 April 2022



BMCRC - MRO Championships 2022 - Rnd 2 @ Silverstone National

EDlasia Formula 400 & Blue Haze GP

RACE 17 - CLASSIFICATION



POS	NO	CL	PIC NAME	ENTRY	LAPS	TIME	GAP	DIFF	MPH	BEST	ON
1	7	GP	Bruce DUNN	Yamaha TZ250 - Bilstein UK	5	5:19.908			92.30	1:03.026	5
2	117	GP	Stuart HALL	Yamaha TZ250 -	5	5:28.274	8.366	8.366	89.95	1:04.696	3
3	23		Joe ELLIS	Kawasaki NINJA 400 (JSS) - Jpr	5	5:35.118	15.210	6.844	88.11	1:06.133	5
4	31		Lewis JONES	Ninja NINJA 400 (JSS) - 151 s	5	5:35.184	15.276	0.066	88.09	1:06.135	5
5	127		Calum BEACH	Kawasaki NINJA 400 (JSS) - Upvc outlet	5	5:41.622	21.714	6.438	86.43	1:06.898	5
6	0	GP	Paul TOLAND	Yamaha TZ250 4TW - Kippers keys	5	5:45.139	25.231	3.517	85.55	1:06.589	5
7	64	GP	Phil ELLIS	Yamaha TZ250B -	5	5:45.409	25.501	0.270	85.48	1:07.258	5
8	33	S	Carl JOHNSTONE	Yamaha FZR400RR - EDlasia	5	5:45.997	26.089	0.588	85.34	1:06.238	5
9	99		Annabel THOMAS	Kawasaki NINJA 400 (JSS) - Four Anjels Racing	5	5:46.670	26.762	0.673	85.17	1:06.944	5
10	51	GP	Kevin WHOLEY	Yamaha TZ250 - Twistgrip Motorcycles	5	5:50.143	30.235	3.473	84.33	1:07.564	5
11	351	S	Sam DIGBY-BAKER	Kawasaki ZXR400 -	5	5:50.441	30.533	0.298	84.26	1:08.310	3
12	1		James SEATH	Kawasaki ZXR400 L9 - Ovenden Earthmoving	5	5:50.629	30.721	0.188	84.21	1:07.674	4
13	25	S/R	Haydon SMITH	Kawasaki ZXR400 - HI-Precision Engineering Ltd	5	5:50.836	30.928	0.207	84.16	1:07.709	4
14	81		Keo WALKER	Kawasaki NINJA 400 (JSS) - Koku-Shi	5	5:51.670	31.762	0.834	83.96	1:09.163	5
15	27	S	Richard HAYWARD	Yamaha TZR - Hazel Motors/ Gforce	5	5:51.756	31.848	0.086	83.94	1:07.599	4
16	196		Jack KIRSCH	Kawasaki NINJA 400 (JSS) - Dad	5	5:52.111	32.203	0.355	83.86	1:07.921	4
17	175		Aaron LILLY	Yamaha R3 - AL Graphics	5	5:52.948	33.040	0.837	83.66	1:08.262	5
18	222	S	Matt EPPS	Kawasaki ZXR400 - M.E Vehicle Repairs	5	5:53.681	33.773	0.733	83.48	1:09.017	3
19	17		Sam HIRST	Kawasaki NINJA - Valley Racing	5	5:54.122	34.214	0.441	83.38	1:08.425	4
20	119		James O'MARA	Kawasaki NINJA 400 - BRP Machining Ltd	5	6:05.737	45.829	11.615	80.73	1:11.085	4
21	97	S	Nicholas TAIG	Honda VFR400 NC30 - RST, Bell Helmets UK	5	6:09.655	49.747	3.918	79.88	1:12.463	3
22	56	R	Phil MARSH	Kawasaki ZXR400 -	5	6:10.123	50.215	0.468	79.77	1:11.597	5
23	70	S	Andrew BURSCOUGH	Yamaha YPVS 350 - Apollo/Merlin/Abbey/Martitanu	5	6:10.626	50.718	0.503	79.67	1:11.734	5
24	24	S	Harley GODZISZ	Honda NC30 - Kamper Security	5	6:11.677	51.769	1.051	79.44	1:12.500	3
25	88	GP	George PRINOS	Yamaha TZ250 - KAPPA PLANNING LTD	5	6:23.140	1:03.232	11.463	77.06	1:14.312	5
26	73	S	Colvin TURNER	Yamaha TZR250 -	5	6:23.623	1:03.715	0.483	76.97	1:14.638	3
27	32		Conor MURRAY	Kawasaki NINJA 300 -	5	6:25.691	1:05.783	2.068	76.55	1:14.378	4
28	10		Mike BRUNSDON	Kawasaki NINJA 400 - CF Fairford	5	6:25.830	1:05.922	0.139	76.53	1:14.581	4

NOT CLASSIFIED

DNF	3	GP	Tom BARRETT	Honda RS250 - The Two Stroke Workshop	2	2:55.140	3 Laps	3 Laps	67.43		
DNF	29	GP	Dom HERBERTSON	Honda NSR250 - Davies Motorsport	2	2:56.820	3 Laps	1.680	66.79		
DNF	8	GP	Phil ATKINSON	Yamaha TZ350 - ROSE MOT	1	1:08.565	4 Laps	1 Lap	86.13		
DNF	74		Finn SMART-WEEDEN	Kawasaki NINJA 400 (JSS) - Mum and Dad	0						

NOT STARTED

NS	48		Richie WELSH	Yamaha FZR 400 RRSP - EDEN'S BABY EXPERIE							
----	----	--	--------------	---	--	--	--	--	--	--	--

FASTEST LAP

7	GP	Bruce DUNN	Yamaha TZ250 - Bilstein UK	5	1:03.026	93.70 mph	150.79 kph
23		Joe ELLIS	Kawasaki NINJA 400 (JSS) - Jpr	5	1:06.133	89.29 mph	143.71 kph
33	S	Carl JOHNSTONE	Yamaha FZR400RR - EDlasia	5	1:06.238	89.15 mph	143.48 kph
25	S/R	Haydon SMITH	Kawasaki ZXR400 - HI-Precision Engineering Ltd	4	1:07.709	87.22 mph	140.36 kph
56	R	Phil MARSH	Kawasaki ZXR400 -	5	1:11.597	82.48 mph	132.74 kph

Class GP - 92.5% of Race Speed = 85.37 mph

Class - 92.5% of Race Speed = 81.50 mph

Class S - 92.5% of Race Speed = 78.93 mph

Class S/R - 92.5% of Race Speed = 77.84 mph

Class R - 92.5% of Race Speed = 73.78 mph

Race Distance: 5 Laps / 8.20 miles

Silverstone National: 1.6404 miles

Date: 03/04/2022 Start: 09:31 Finish: 09:36

Weather / Track : Cloudy / Dry

These results are provisional until the conclusion of any judicial and technical matters.

Clerk Of Course :	Stewards :	Timekeeper : Craig Smith
-------------------	------------	--------------------------

Results can be found at www.tsl-timing.com

Printed - 09:39 Sunday, 03 April 2022



BMCRC - MRO Championships 2022 - Rnd 2 @ Silverstone National

EDlasia Formula 400 & Blue Haze GP

RACE 17 - LAP CHART

LAP 1 @ 09:32:16.264			29	47.023	1:30.381 P	LAP 5 @ 09:36:30.109		
NO	BEHIND	LAP TIME	LAP 3 @ 09:34:23.858			NO	BEHIND	LAP TIME
7		1:06.063	NO	BEHIND	LAP TIME	7		1:03.026
117	2.475	1:08.538	7		1:03.860	117	8.366	1:05.221
8	2.502	1:08.565	117	4.400	1:04.696	23	15.210	1:06.133
31	3.382	1:09.445	23	9.041	1:06.308	31	15.276	1:06.135
23	3.630	1:09.693	31	9.165	1:06.804	127	21.714	1:06.898
127	6.060	1:12.123	127	13.890	1:07.541	0	25.231	1:06.589
81	7.398	1:13.461	99	17.020	1:08.233	64	25.501	1:07.258
99	7.460	1:13.523	64	17.210	1:08.161	33	26.089	1:06.238
222	8.230	1:14.293	0	17.453	1:07.593	99	26.762	1:06.944
351	8.264	1:14.327	33	18.025	1:07.784	51	30.235	1:07.564
64	8.400	1:14.463	81	19.076	1:09.683	351	30.533	1:08.723
51	9.328	1:15.391	351	19.370	1:08.310	1	30.721	1:07.925
0	9.471	1:15.534	222	20.475	1:09.017	25	30.928	1:08.375
33	9.771	1:15.834	51	20.745	1:08.747	81	31.762	1:09.163
175	9.866	1:15.929	25	21.095	1:07.991	27	31.848	1:08.485
1	9.996	1:16.059	1	21.373	1:09.117	196	32.203	1:08.268
27	10.420	1:16.483	27	22.015	1:09.137	175	33.040	1:08.262
196	10.680	1:16.743	175	22.082	1:09.059	222	33.773	1:09.089
17	11.275	1:17.338	196	22.265	1:09.432	17	34.214	1:08.976
3	12.194	1:18.257	17	23.064	1:09.099	119	45.829	1:11.169
119	12.213	1:18.276	119	29.826	1:12.015	97	49.747	1:12.850
97	12.354	1:18.417	97	30.311	1:12.463	56	50.215	1:11.597
25	12.524	1:18.587	24	31.905	1:12.500	70	50.718	1:11.734
24	13.652	1:19.715	56	32.621	1:12.783	24	51.769	1:13.275
56	14.394	1:20.457	70	33.286	1:12.959	88	1:03.232	1:14.312
70	14.825	1:20.888	73	39.909	1:14.638	73	1:03.715	1:14.760
73	16.893	1:22.956	88	39.947	1:14.976	32	1:05.783	1:14.506
88	17.046	1:23.109	10	42.830	1:15.372	10	1:05.922	1:14.762
32	17.507	1:23.570	32	43.150	1:15.845			
10	17.762	1:23.825						
29	20.376	1:26.439						
LAP 2 @ 09:33:19.998			LAP 4 @ 09:35:27.083					
NO	BEHIND	LAP TIME	NO	BEHIND	LAP TIME			
7		1:03.734	7		1:03.225			
117	3.564	1:04.823	117	6.171	1:04.996			
31	6.221	1:06.573	23	12.103	1:06.287			
23	6.593	1:06.697	31	12.167	1:06.227			
127	10.209	1:07.883	127	17.842	1:07.177			
99	12.647	1:08.921	64	21.269	1:07.284			
64	12.909	1:08.243	0	21.668	1:07.440			
81	13.253	1:09.589	99	22.844	1:09.049			
0	13.720	1:07.983	33	22.877	1:08.077			
33	14.101	1:08.064	351	24.836	1:08.691			
351	14.920	1:10.390	25	25.579	1:07.709			
222	15.318	1:10.822	81	25.625	1:09.774			
51	15.858	1:10.264	51	25.697	1:08.177			
1	16.116	1:09.854	1	25.822	1:07.674			
196	16.693	1:09.747	27	26.389	1:07.599			
27	16.738	1:10.052	196	26.961	1:07.921			
175	16.883	1:10.751	222	27.710	1:10.460			
25	16.964	1:08.174	175	27.804	1:08.947			
17	17.825	1:10.284	17	28.264	1:08.425			
119	21.671	1:13.192	119	37.686	1:11.085			
97	21.708	1:13.088	97	39.923	1:12.837			
24	23.265	1:13.347	24	41.520	1:12.840			
56	23.698	1:13.038	56	41.644	1:12.248			
70	24.187	1:13.096	70	42.010	1:11.949			
88	28.831	1:15.519	88	51.946	1:15.224			
73	29.131	1:15.972	73	51.981	1:15.297			
32	31.165	1:17.392	10	54.186	1:14.581			
10	31.318	1:17.290	32	54.303	1:14.378			
3	45.343	1:36.883 P						

Weather / Track : Cloudy / Dry

Results can be found at www.tsl-timing.com

Silverstone National: 1.6404 miles
Date: 03/04/2022 Start: 09:31 Finish: 09:36

Printed - 09:37 Sunday, 03 April 2022

BMCRG - MRO Championships 2022 - Rnd 2 @ Silverstone National

EDlasia Formula 400 & Blue Haze GP

RACE 17 - SECTOR ANALYSIS



SECTOR 1 = FL to I1, SECTOR 2 = I1 to FL, DIFF = Difference To Personal Best Lap, P = Crossed Finish Line in Pit Lane, D = Time Disallowed

P1		7 GP		Bruce DUNN		Yamaha TZ250 - Bilstein UK	
IDEAL LAP TIME : 1:03.016		BEST LAP TIME : 1:03.026		DIFFERENCE : 0.010			
LAP	SECTOR 1	SECTOR 2	LAP TIME	MPH	DIFF	TIME OF DAY	
1 -		26.744	1:06.063	89.39	3.037	09:32:16.264	
2 -	37.165	26.569	1:03.734 (3)	92.66	0.708	09:33:19.998	
3 -	37.352	26.508	1:03.860	92.47	0.834	09:34:23.858	
4 -	37.043	26.182	1:03.225 (2)	93.40	0.199	09:35:27.083	
5 -	36.834	26.192	1:03.026 (1)	93.70		09:36:30.109	

P2		117 GP		Stuart HALL		Yamaha TZ250 -	
IDEAL LAP TIME : 1:04.554		BEST LAP TIME : 1:04.696		DIFFERENCE : 0.142			
LAP	SECTOR 1	SECTOR 2	LAP TIME	MPH	DIFF	TIME OF DAY	
1 -		27.357	1:08.538	86.16	3.842	09:32:18.739	
2 -	37.828	26.995	1:04.823 (2)	91.10	0.127	09:33:23.562	
3 -	37.888	26.808	1:04.696 (1)	91.28		09:34:28.258	
4 -	37.746	27.250	1:04.996 (3)	90.86	0.300	09:35:33.254	
5 -	38.003	27.218	1:05.221	90.54	0.525	09:36:38.475	

P3		23		Joe ELLIS		Kawasaki NINJA 400 (JSS) - Jpr	
IDEAL LAP TIME : 1:05.824		BEST LAP TIME : 1:06.133		DIFFERENCE : 0.309			
LAP	SECTOR 1	SECTOR 2	LAP TIME	MPH	DIFF	TIME OF DAY	
1 -		27.064	1:09.693	84.73	3.560	09:32:19.894	
2 -	40.060	26.637	1:06.697	88.54	0.564	09:33:26.591	
3 -	39.509	26.799	1:06.308 (3)	89.06	0.175	09:34:32.899	
4 -	39.627	26.660	1:06.287 (2)	89.09	0.154	09:35:39.186	
5 -	39.818	26.315	1:06.133 (1)	89.29		09:36:45.319	

P4		31		Lewis JONES		Ninja NINJA 400 (JSS) - 151 s	
IDEAL LAP TIME : 1:05.834		BEST LAP TIME : 1:06.135		DIFFERENCE : 0.301			
LAP	SECTOR 1	SECTOR 2	LAP TIME	MPH	DIFF	TIME OF DAY	
1 -		27.660	1:09.445	85.03	3.310	09:32:19.646	
2 -	39.674	26.899	1:06.573 (3)	88.70	0.438	09:33:26.219	
3 -	39.902	26.902	1:06.804	88.40	0.669	09:34:33.023	
4 -	39.496	26.731	1:06.227 (2)	89.17	0.092	09:35:39.250	
5 -	39.797	26.338	1:06.135 (1)	89.29		09:36:45.385	

P5		127		Calum BEACH		Kawasaki NINJA 400 (JSS) - Upvc outlet	
IDEAL LAP TIME : 1:06.898		BEST LAP TIME : 1:06.898		DIFFERENCE : 0.000			
LAP	SECTOR 1	SECTOR 2	LAP TIME	MPH	DIFF	TIME OF DAY	
1 -		27.808	1:12.123	81.88	5.225	09:32:22.324	
2 -	40.379	27.504	1:07.883	86.99	0.985	09:33:30.207	
3 -	40.109	27.432	1:07.541 (3)	87.43	0.643	09:34:37.748	
4 -	39.955	27.222	1:07.177 (2)	87.91	0.279	09:35:44.925	
5 -	39.713	27.185	1:06.898 (1)	88.27		09:36:51.823	

P6		0 GP		Paul TOLAND		Yamaha TZ250 4TW - Kippers keys	
IDEAL LAP TIME : 1:06.589		BEST LAP TIME : 1:06.589		DIFFERENCE : 0.000			
LAP	SECTOR 1	SECTOR 2	LAP TIME	MPH	DIFF	TIME OF DAY	
1 -		29.547	1:15.534	78.18	8.945	09:32:25.735	
2 -	39.737	28.246	1:07.983	86.86	1.394	09:33:33.718	
3 -	39.466	28.127	1:07.593 (3)	87.37	1.004	09:34:41.311	
4 -	39.613	27.827	1:07.440 (2)	87.56	0.851	09:35:48.751	
5 -	38.936	27.653	1:06.589 (1)	88.68		09:36:55.340	

BMCRC - MRO Championships 2022 - Rnd 2 @ Silverstone National

EDlasia Formula 400 & Blue Haze GP

RACE 17 - SECTOR ANALYSIS



SECTOR 1 = FL to I1, SECTOR 2 = I1 to FL, DIFF = Difference To Personal Best Lap, P = Crossed Finish Line in Pit Lane, D = Time Disallowed

P7 64 GP		Phil ELLIS		Yamaha TZ250B -			
IDEAL LAP TIME : 1:06.900		BEST LAP TIME : 1:07.258		DIFFERENCE : 0.358			
LAP	SECTOR 1	SECTOR 2	LAP TIME	MPH	DIFF	TIME OF DAY	
1 -		28.981	1:14.463	79.30	7.205	09:32:24.664	
2 -	39.762	28.481	1:08.243	86.53	0.985	09:33:32.907	
3 -	39.928	28.233	1:08.161 (3)	86.64	0.903	09:34:41.068	
4 -	39.736	27.548	1:07.284 (2)	87.77	0.026	09:35:48.352	
5 -	39.352	27.906	1:07.258 (1)	87.80		09:36:55.610	

P8 33 S		Carl JOHNSTONE		Yamaha FZR400RR - EDlasia			
IDEAL LAP TIME : 1:06.238		BEST LAP TIME : 1:06.238		DIFFERENCE : 0.000			
LAP	SECTOR 1	SECTOR 2	LAP TIME	MPH	DIFF	TIME OF DAY	
1 -		29.875	1:15.834	77.87	9.596	09:32:26.035	
2 -	40.156	27.908	1:08.064 (3)	86.76	1.826	09:33:34.099	
3 -	39.936	27.848	1:07.784 (2)	87.12	1.546	09:34:41.883	
4 -	39.686	28.391	1:08.077	86.74	1.839	09:35:49.960	
5 -	38.945	27.293	1:06.238 (1)	89.15		09:36:56.198	

P9 99		Annabel THOMAS		Kawasaki NINJA 400 (JSS) - Four Anjels Racing			
IDEAL LAP TIME : 1:06.944		BEST LAP TIME : 1:06.944		DIFFERENCE : 0.000			
LAP	SECTOR 1	SECTOR 2	LAP TIME	MPH	DIFF	TIME OF DAY	
1 -		28.441	1:13.523	80.32	6.579	09:32:23.724	
2 -	40.462	28.459	1:08.921 (3)	85.68	1.977	09:33:32.645	
3 -	40.240	27.993	1:08.233 (2)	86.55	1.289	09:34:40.878	
4 -	40.225	28.824	1:09.049	85.52	2.105	09:35:49.927	
5 -	39.236	27.708	1:06.944 (1)	88.21		09:36:56.871	

P10 51 GP		Kevin WHOLEY		Yamaha TZ250 - Twistgrip Motorcycles			
IDEAL LAP TIME : 1:07.564		BEST LAP TIME : 1:07.564		DIFFERENCE : 0.000			
LAP	SECTOR 1	SECTOR 2	LAP TIME	MPH	DIFF	TIME OF DAY	
1 -		29.907	1:15.391	78.33	7.827	09:32:25.592	
2 -	41.457	28.807	1:10.264	84.04	2.700	09:33:35.856	
3 -	40.223	28.524	1:08.747 (3)	85.90	1.183	09:34:44.603	
4 -	39.901	28.276	1:08.177 (2)	86.62	0.613	09:35:52.780	
5 -	39.757	27.807	1:07.564 (1)	87.40		09:37:00.344	

P11 351 S		Sam DIGBY-BAKER		Kawasaki ZXR400 -			
IDEAL LAP TIME : 1:08.310		BEST LAP TIME : 1:08.310		DIFFERENCE : 0.000			
LAP	SECTOR 1	SECTOR 2	LAP TIME	MPH	DIFF	TIME OF DAY	
1 -		29.207	1:14.327	79.45	6.017	09:32:24.528	
2 -	41.310	29.080	1:10.390	83.89	2.080	09:33:34.918	
3 -	40.173	28.137	1:08.310 (1)	86.45		09:34:43.228	
4 -	40.366	28.325	1:08.691 (2)	85.97	0.381	09:35:51.919	
5 -	40.533	28.190	1:08.723 (3)	85.93	0.413	09:37:00.642	

P12 1		James SEATH		Kawasaki ZXR400 L9 - Ovenden Earthmoving			
IDEAL LAP TIME : 1:07.510		BEST LAP TIME : 1:07.674		DIFFERENCE : 0.164			
LAP	SECTOR 1	SECTOR 2	LAP TIME	MPH	DIFF	TIME OF DAY	
1 -		30.414	1:16.059	77.64	8.385	09:32:26.260	
2 -	41.141	28.713	1:09.854	84.54	2.180	09:33:36.114	
3 -	40.189	28.928	1:09.117 (3)	85.44	1.443	09:34:45.231	
4 -	39.895	27.779	1:07.674 (1)	87.26		09:35:52.905	
5 -	40.310	27.615	1:07.925 (2)	86.94	0.251	09:37:00.830	

BMCRC - MRO Championships 2022 - Rnd 2 @ Silverstone National

EDlasia Formula 400 & Blue Haze GP

RACE 17 - SECTOR ANALYSIS



SECTOR 1 = FL to I1, SECTOR 2 = I1 to FL, DIFF = Difference To Personal Best Lap, P = Crossed Finish Line in Pit Lane, D = Time Disallowed

P13 25 S/R		Haydon SMITH		Kawasaki ZXR400 - HI-Precision Engineering Ltd			
IDEAL LAP TIME : 1:07.596		BEST LAP TIME : 1:07.709		DIFFERENCE : 0.113			
LAP	SECTOR 1	SECTOR 2	LAP TIME	MPH	DIFF	TIME OF DAY	
1 -		29.958	1:18.587	75.14	10.878	09:32:28.788	
2 -	39.660	28.514	1:08.174 (3)	86.62	0.465	09:33:36.962	
3 -	39.810	28.181	1:07.991 (2)	86.85	0.282	09:34:44.953	
4 -	39.773	27.936	1:07.709 (1)	87.22		09:35:52.662	
5 -	40.007	28.368	1:08.375	86.37	0.666	09:37:01.037	

P14 81		Keo WALKER		Kawasaki NINJA 400 (JSS) - Koku-Shi			
IDEAL LAP TIME : 1:09.163		BEST LAP TIME : 1:09.163		DIFFERENCE : 0.000			
LAP	SECTOR 1	SECTOR 2	LAP TIME	MPH	DIFF	TIME OF DAY	
1 -		28.466	1:13.461	80.39	4.298	09:32:23.662	
2 -	41.181	28.408	1:09.589 (2)	84.86	0.426	09:33:33.251	
3 -	41.247	28.436	1:09.683 (3)	84.75	0.520	09:34:42.934	
4 -	41.177	28.597	1:09.774	84.63	0.611	09:35:52.708	
5 -	40.984	28.179	1:09.163 (1)	85.38		09:37:01.871	

P15 27 S		Richard HAYWARD		Yamaha TZR - Hazel Motors/ Gforce			
IDEAL LAP TIME : 1:07.599		BEST LAP TIME : 1:07.599		DIFFERENCE : 0.000			
LAP	SECTOR 1	SECTOR 2	LAP TIME	MPH	DIFF	TIME OF DAY	
1 -		29.838	1:16.483	77.21	8.884	09:32:26.684	
2 -	40.976	29.076	1:10.052	84.30	2.453	09:33:36.736	
3 -	41.237	27.900	1:09.137 (3)	85.41	1.538	09:34:45.873	
4 -	39.972	27.627	1:07.599 (1)	87.36		09:35:53.472	
5 -	40.145	28.340	1:08.485 (2)	86.23	0.886	09:37:01.957	

P16 196		Jack KIRSCH		Kawasaki NINJA 400 (JSS) - Dad			
IDEAL LAP TIME : 1:07.762		BEST LAP TIME : 1:07.921		DIFFERENCE : 0.159			
LAP	SECTOR 1	SECTOR 2	LAP TIME	MPH	DIFF	TIME OF DAY	
1 -		30.050	1:16.743	76.95	8.822	09:32:26.944	
2 -	41.248	28.499	1:09.747	84.67	1.826	09:33:36.691	
3 -	41.387	28.045	1:09.432 (3)	85.05	1.511	09:34:46.123	
4 -	40.295	27.626	1:07.921 (1)	86.94		09:35:54.044	
5 -	40.136	28.132	1:08.268 (2)	86.50	0.347	09:37:02.312	

P17 175		Aaron LILLY		Yamaha R3 - AL Graphics			
IDEAL LAP TIME : 1:07.946		BEST LAP TIME : 1:08.262		DIFFERENCE : 0.316			
LAP	SECTOR 1	SECTOR 2	LAP TIME	MPH	DIFF	TIME OF DAY	
1 -		30.133	1:15.929	77.77	7.667	09:32:26.130	
2 -	42.211	28.540	1:10.751	83.47	2.489	09:33:36.881	
3 -	40.881	28.178	1:09.059 (3)	85.51	0.797	09:34:45.940	
4 -	40.439	28.508	1:08.947 (2)	85.65	0.685	09:35:54.887	
5 -	40.755	27.507	1:08.262 (1)	86.51		09:37:03.149	

P18 222 S		Matt EPPS		Kawasaki ZXR400 - M.E Vehicle Repairs			
IDEAL LAP TIME : 1:09.005		BEST LAP TIME : 1:09.017		DIFFERENCE : 0.012			
LAP	SECTOR 1	SECTOR 2	LAP TIME	MPH	DIFF	TIME OF DAY	
1 -		28.926	1:14.293	79.49	5.276	09:32:24.494	
2 -	42.196	28.626	1:10.822	83.38	1.805	09:33:35.316	
3 -	40.547	28.470	1:09.017 (1)	85.56		09:34:44.333	
4 -	41.750	28.710	1:10.460 (3)	83.81	1.443	09:35:54.793	
5 -	40.631	28.458	1:09.089 (2)	85.47	0.072	09:37:03.882	

BMCRC - MRO Championships 2022 - Rnd 2 @ Silverstone National

EDlasia Formula 400 & Blue Haze GP

RACE 17 - SECTOR ANALYSIS



SECTOR 1 = FL to I1, SECTOR 2 = I1 to FL, DIFF = Difference To Personal Best Lap, P = Crossed Finish Line in Pit Lane, D = Time Disallowed

P19 17		Sam HIRST		Kawasaki NINJA - Valley Racing			
IDEAL LAP TIME : 1:08.425		BEST LAP TIME : 1:08.425		DIFFERENCE : 0.000			
LAP	SECTOR 1	SECTOR 2	LAP TIME	MPH	DIFF	TIME OF DAY	
1 -		30.231	1:17.338	76.36	8.913	09:32:27.539	
2 -	41.087	29.197	1:10.284	84.02	1.859	09:33:37.823	
3 -	40.673	28.426	1:09.099 (3)	85.46	0.674	09:34:46.922	
4 -	40.302	28.123	1:08.425 (1)	86.30		09:35:55.347	
5 -	40.643	28.333	1:08.976 (2)	85.61	0.551	09:37:04.323	

P20 119		James O'MARA		Kawasaki NINJA 400 - BRP Machining Ltd			
IDEAL LAP TIME : 1:11.053		BEST LAP TIME : 1:11.085		DIFFERENCE : 0.032			
LAP	SECTOR 1	SECTOR 2	LAP TIME	MPH	DIFF	TIME OF DAY	
1 -		31.051	1:18.276	75.44	7.191	09:32:28.477	
2 -	43.508	29.684	1:13.192	80.68	2.107	09:33:41.669	
3 -	42.687	29.328	1:12.015 (3)	82.00	0.930	09:34:53.684	
4 -	42.229	28.856	1:11.085 (1)	83.07		09:36:04.769	
5 -	42.197	28.972	1:11.169 (2)	82.98	0.084	09:37:15.938	

P21 97 S		Nicholas TAIG		Honda VFR400 NC30 - RST, Bell Helmets UK			
IDEAL LAP TIME : 1:11.949		BEST LAP TIME : 1:12.463		DIFFERENCE : 0.514			
LAP	SECTOR 1	SECTOR 2	LAP TIME	MPH	DIFF	TIME OF DAY	
1 -		30.901	1:18.417	75.31	5.954	09:32:28.618	
2 -	42.616	30.472	1:13.088	80.80	0.625	09:33:41.706	
3 -	42.462	30.001	1:12.463 (1)	81.49		09:34:54.169	
4 -	42.622	30.215	1:12.837 (2)	81.08	0.374	09:36:07.006	
5 -	41.948	30.902	1:12.850 (3)	81.06	0.387	09:37:19.856	

P22 56 R		Phil MARSH		Kawasaki ZXR400 -			
IDEAL LAP TIME : 1:11.597		BEST LAP TIME : 1:11.597		DIFFERENCE : 0.000			
LAP	SECTOR 1	SECTOR 2	LAP TIME	MPH	DIFF	TIME OF DAY	
1 -		31.246	1:20.457	73.40	8.860	09:32:30.658	
2 -	42.776	30.262	1:13.038	80.85	1.441	09:33:43.696	
3 -	42.609	30.174	1:12.783 (3)	81.14	1.186	09:34:56.479	
4 -	41.781	30.467	1:12.248 (2)	81.74	0.651	09:36:08.727	
5 -	41.669	29.928	1:11.597 (1)	82.48		09:37:20.324	

P23 70 S		Andrew BURSCOUGH		Yamaha YPVS 350 - Apollo/Merlin/Abbey/Martitanium			
IDEAL LAP TIME : 1:11.734		BEST LAP TIME : 1:11.734		DIFFERENCE : 0.000			
LAP	SECTOR 1	SECTOR 2	LAP TIME	MPH	DIFF	TIME OF DAY	
1 -		30.960	1:20.888	73.00	9.154	09:32:31.089	
2 -	42.964	30.132	1:13.096	80.79	1.362	09:33:44.185	
3 -	42.530	30.429	1:12.959 (3)	80.94	1.225	09:34:57.144	
4 -	42.039	29.910	1:11.949 (2)	82.08	0.215	09:36:09.093	
5 -	41.892	29.842	1:11.734 (1)	82.32		09:37:20.827	

P24 24 S		Harley GODZISZ		Honda NC30 - Kamper Security			
IDEAL LAP TIME : 1:12.242		BEST LAP TIME : 1:12.500		DIFFERENCE : 0.258			
LAP	SECTOR 1	SECTOR 2	LAP TIME	MPH	DIFF	TIME OF DAY	
1 -		31.631	1:19.715	74.08	7.215	09:32:29.916	
2 -	42.656	30.691	1:13.347	80.51	0.847	09:33:43.263	
3 -	42.466	30.034	1:12.500 (1)	81.45		09:34:55.763	
4 -	42.208	30.632	1:12.840 (2)	81.07	0.340	09:36:08.603	
5 -	42.800	30.475	1:13.275 (3)	80.59	0.775	09:37:21.878	

BMCRC - MRO Championships 2022 - Rnd 2 @ Silverstone National

EDlasia Formula 400 & Blue Haze GP

RACE 17 - SECTOR ANALYSIS



SECTOR 1 = FL to I1, SECTOR 2 = I1 to FL, DIFF = Difference To Personal Best Lap, P = Crossed Finish Line in Pit Lane, D = Time Disallowed

P25 88 GP		George PRINOS		Yamaha TZ250 - KAPPA PLANNING LTD		
IDEAL LAP TIME : 1:14.180		BEST LAP TIME : 1:14.312		DIFFERENCE : 0.132		
LAP	SECTOR 1	SECTOR 2	LAP TIME	MPH	DIFF	TIME OF DAY
1 -		32.482	1:23.109	71.05	8.797	09:32:33.310
2 -	43.418	32.101	1:15.519	78.20	1.207	09:33:48.829
3 -	42.842	32.134	1:14.976 (2)	78.76	0.664	09:35:03.805
4 -	43.695	31.529	1:15.224 (3)	78.50	0.912	09:36:19.029
5 -	42.651	31.661	1:14.312 (1)	79.47		09:37:33.341

P26 73 S		Colvin TURNER		Yamaha TZR250 -		
IDEAL LAP TIME : 1:14.372		BEST LAP TIME : 1:14.638		DIFFERENCE : 0.266		
LAP	SECTOR 1	SECTOR 2	LAP TIME	MPH	DIFF	TIME OF DAY
1 -		31.821	1:22.956	71.18	8.318	09:32:33.157
2 -	44.882	31.090	1:15.972	77.73	1.334	09:33:49.129
3 -	43.963	30.675	1:14.638 (1)	79.12		09:35:03.767
4 -	44.813	30.484	1:15.297 (3)	78.43	0.659	09:36:19.064
5 -	44.351	30.409	1:14.760 (2)	78.99	0.122	09:37:33.824

P27 32		Conor MURRAY		Kawasaki NINJA 300 -		
IDEAL LAP TIME : 1:14.368		BEST LAP TIME : 1:14.378		DIFFERENCE : 0.010		
LAP	SECTOR 1	SECTOR 2	LAP TIME	MPH	DIFF	TIME OF DAY
1 -		32.234	1:23.570	70.66	9.192	09:32:33.771
2 -	45.328	32.064	1:17.392	76.30	3.014	09:33:51.163
3 -	44.608	31.237	1:15.845 (3)	77.86	1.467	09:35:07.008
4 -	43.954	30.424	1:14.378 (1)	79.40		09:36:21.386
5 -	44.092	30.414	1:14.506 (2)	79.26	0.128	09:37:35.892

P28 10		Mike BRUNSDON		Kawasaki NINJA 400 - CF Fairford		
IDEAL LAP TIME : 1:14.395		BEST LAP TIME : 1:14.581		DIFFERENCE : 0.186		
LAP	SECTOR 1	SECTOR 2	LAP TIME	MPH	DIFF	TIME OF DAY
1 -		32.845	1:23.825	70.45	9.244	09:32:34.026
2 -	45.290	32.000	1:17.290	76.40	2.709	09:33:51.316
3 -	44.325	31.047	1:15.372 (3)	78.35	0.791	09:35:06.688
4 -	43.772	30.809	1:14.581 (1)	79.18		09:36:21.269
5 -	44.139	30.623	1:14.762 (2)	78.99	0.181	09:37:36.031

P29 3 GP		Tom BARRETT		Honda RS250 - The Two Stroke Workshop		
IDEAL LAP TIME : 1:20.468		BEST LAP TIME :		DIFFERENCE :		
LAP	SECTOR 1	SECTOR 2	LAP TIME	MPH	DIFF	TIME OF DAY
1 -		30.922	1:18.257	75.46		09:32:28.458
2 -	49.546	IN PIT	1:36.883 P	60.95		09:34:05.341

P30 29 GP		Dom HERBERTSON		Honda NSR250 - Davies Motorsport		
IDEAL LAP TIME : 1:18.068		BEST LAP TIME :		DIFFERENCE :		
LAP	SECTOR 1	SECTOR 2	LAP TIME	MPH	DIFF	TIME OF DAY
1 -		31.550	1:26.439	68.32		09:32:36.640
2 -	46.518	IN PIT	1:30.381 P	65.34		09:34:07.021

P31 8 GP		Phil ATKINSON		Yamaha TZ350 - ROSE MOT		
IDEAL LAP TIME :		BEST LAP TIME :		DIFFERENCE :		
LAP	SECTOR 1	SECTOR 2	LAP TIME	MPH	DIFF	TIME OF DAY
1 -		27.979	1:08.565	86.13		09:32:18.766

BMCRC - MRO Championships 2022 - Rnd 2 @ Silverstone National

EDlasia Formula 400 & Blue Haze GP

RACE 17 - BEST SECTORS

SECTOR 1			SECTOR 2			IDEAL / BEST COMPARISON						
POS	NO	NAME	TIME	NO	NAME	TIME	POS	NO	NAME	IDEAL	BEST	DIFF
									PERFECT LAP	1:03.016		
1	7	DUNN	36.834	7	DUNN	26.182	1	7	DUNN	1:03.016	1:03.026	0.010
2	117	HALL	37.746	23	ELLIS	26.315	2	117	HALL	1:04.554	1:04.696	0.142
3	0	TOLAND	38.936	31	JONES	26.338	3	23	ELLIS	1:05.824	1:06.133	0.309
4	33	JOHNSTONE	38.945	117	HALL	26.808	4	31	JONES	1:05.834	1:06.135	0.301
5	99	THOMAS	39.236	127	BEACH	27.185	5	33	JOHNSTONE	1:06.238	1:06.238	0.000
6	64	ELLIS	39.352	33	JOHNSTONE	27.293	6	0	TOLAND	1:06.589	1:06.589	0.000
7	31	JONES	39.496	175	LILLY	27.507	7	127	BEACH	1:06.898	1:06.898	0.000
8	23	ELLIS	39.509	64	ELLIS	27.548	8	64	ELLIS	1:06.900	1:07.258	0.358
9	25	SMITH	39.660	1	SEATH	27.615	9	99	THOMAS	1:06.944	1:06.944	0.000
10	127	BEACH	39.713	196	KIRSCH	27.626	10	1	SEATH	1:07.510	1:07.674	0.164
11	51	WHOLEY	39.757	27	HAYWARD	27.627	11	51	WHOLEY	1:07.564	1:07.564	0.000
12	1	SEATH	39.895	0	TOLAND	27.653	12	25	SMITH	1:07.596	1:07.709	0.113
13	27	HAYWARD	39.972	99	THOMAS	27.708	13	27	HAYWARD	1:07.599	1:07.599	0.000
14	196	KIRSCH	40.136	51	WHOLEY	27.807	14	196	KIRSCH	1:07.762	1:07.921	0.159
15	351	DIGBY-BAKER	40.173	25	SMITH	27.936	15	175	LILLY	1:07.946	1:08.262	0.316
16	17	HIRST	40.302	8	ATKINSON	27.979	16	351	DIGBY-BAKER	1:08.310	1:08.310	0.000
17	175	LILLY	40.439	17	HIRST	28.123	17	17	HIRST	1:08.425	1:08.425	0.000
18	222	EPPS	40.547	351	DIGBY-BAKER	28.137	18	222	EPPS	1:09.005	1:09.017	0.012
19	81	WALKER	40.984	81	WALKER	28.179	19	81	WALKER	1:09.163	1:09.163	0.000
20	56	MARSH	41.669	222	EPPS	28.458	20	119	O'MARA	1:11.053	1:11.085	0.032
21	70	BURSCOUGH	41.892	119	O'MARA	28.856	21	56	MARSH	1:11.597	1:11.597	0.000
22	97	TAIG	41.948	70	BURSCOUGH	29.842	22	70	BURSCOUGH	1:11.734	1:11.734	0.000
23	119	O'MARA	42.197	56	MARSH	29.928	23	97	TAIG	1:11.949	1:12.463	0.514
24	24	GODZISZ	42.208	97	TAIG	30.001	24	24	GODZISZ	1:12.242	1:12.500	0.258
25	88	PRINOS	42.651	24	GODZISZ	30.034	25	88	PRINOS	1:14.180	1:14.312	0.132
26	10	BRUNSDON	43.772	73	TURNER	30.409	26	32	MURRAY	1:14.368	1:14.378	0.010
27	32	MURRAY	43.954	32	MURRAY	30.414	27	73	TURNER	1:14.372	1:14.638	0.266
28	73	TURNER	43.963	10	BRUNSDON	30.623	28	10	BRUNSDON	1:14.395	1:14.581	0.186
29	29	HERBERTSON	46.518	3	BARRETT	30.922	29	29	HERBERTSON	1:18.068		
30	3	BARRETT	49.546	88	PRINOS	31.529	30	3	BARRETT	1:20.468		
31				29	HERBERTSON	31.550	31	8	ATKINSON			
32												
33												

BMCRC - MRO Championships 2022 - Rnd 2 @ Silverstone National

EDlasia Formula 400 & Blue Haze GP

RACE 17 - STATISTICS

Competitors Started 31
Planned Start 2022-04-03 @ 09:30:00.000
Actual Start 2022-04-03 @ 09:31:10.200
Finish Time 2022-04-03 @ 09:36:30.108
Track Length 1.6404mi.
Total Laps 145
Total Distance Covered 237.8671mi.

Session Fastest Lap History

NO	CL	NAME	LAP TIME	TIME OF DAY	LAP	VEHICLE
7	GP	Bruce DUNN	1:03.734	09:33:19.985	2	Yamaha TZ250
7	GP	Bruce DUNN	1:03.225	09:35:27.069	4	Yamaha TZ250
7	GP	Bruce DUNN	1:03.026	09:36:30.096	5	Yamaha TZ250

Session Leader History

NO	CL	NAME	FROM LAP	LAPS LED	DISTANCE	VEHICLE
7	GP	Bruce DUNN	1	5	8.20 miles	Yamaha TZ250

Flag History

TYPE	TIME OF DAY
GREEN	09:31:10.200
FINISH	09:36:30.108

Flag Statistics

TYPE	COUNT	TOTAL LAPS	TOTAL TIME
Green	1	5	6:33.937
Red	0	0	0.000
Safety Car	0	0	0.000
FCY	0	0	0.000

BMCRC - MRO Championships 2022 - Rnd 2 @ Silverstone National

EDlasia Formula 400 & Blue Haze GP

RACE 17 - STATISTICS

CLASS :

12 Starters

Fastest Lap History

NO	NAME	LAP TIME	TIME OF DAY	LAP	VEHICLE
31	Lewis JONES	1:06.573	09:33:26.234	2	Ninja NINJA 400 (JSS)
23	Joe ELLIS	1:06.308	09:34:32.906	3	Kawasaki NINJA 400 (JSS)
23	Joe ELLIS	1:06.287	09:35:39.193	4	Kawasaki NINJA 400 (JSS)
31	Lewis JONES	1:06.227	09:35:39.266	4	Ninja NINJA 400 (JSS)
23	Joe ELLIS	1:06.133	09:36:45.326	5	Kawasaki NINJA 400 (JSS)

Leader History

NO	NAME	FROM LAP	LAPS LED	DISTANCE	VEHICLE
31	Lewis JONES	1	2	3.28 miles	Ninja NINJA 400 (JSS)
23	Joe ELLIS	3	3	4.92 miles	Kawasaki NINJA 400 (JSS)

BMCRC - MRO Championships 2022 - Rnd 2 @ Silverstone National

EDlasia Formula 400 & Blue Haze GP

RACE 17 - STATISTICS

CLASS : S

8 Starters

Fastest Lap History

NO	NAME	LAP TIME	TIME OF DAY	LAP	VEHICLE
33	Carl JOHNSTONE	1:08.064	09:33:34.093	2	Yamaha FZR400RR
33	Carl JOHNSTONE	1:07.784	09:34:41.878	3	Yamaha FZR400RR
27	Richard HAYWARD	1:07.599	09:35:53.462	4	Yamaha TZR
33	Carl JOHNSTONE	1:06.238	09:36:56.193	5	Yamaha FZR400RR

Leader History

NO	NAME	FROM LAP	LAPS LED	DISTANCE	VEHICLE
222	Matt EPPS	1	1	1.64 miles	Kawasaki ZXR400
33	Carl JOHNSTONE	2	4	6.56 miles	Yamaha FZR400RR

BMCRC - MRO Championships 2022 - Rnd 2 @ Silverstone National

EDlasia Formula 400 & Blue Haze GP

RACE 17 - STATISTICS

CLASS : S/R

1 Starters

Fastest Lap History

NO	NAME	LAP TIME	TIME OF DAY	LAP	VEHICLE
25	Haydon SMITH	1:08.174	09:33:36.951	2	Kawasaki ZXR400
25	Haydon SMITH	1:07.991	09:34:44.942	3	Kawasaki ZXR400
25	Haydon SMITH	1:07.709	09:35:52.653	4	Kawasaki ZXR400

Leader History

NO	NAME	FROM LAP	LAPS LED	DISTANCE	VEHICLE
25	Haydon SMITH	1	5	8.20 miles	Kawasaki ZXR400

BMCRC - MRO Championships 2022 - Rnd 2 @ Silverstone National

EDlasia Formula 400 & Blue Haze GP

RACE 17 - STATISTICS

CLASS : R

1 Starters

Fastest Lap History

NO	NAME	LAP TIME	TIME OF DAY	LAP	VEHICLE
56	Phil MARSH	1:13.038	09:33:43.683	2	Kawasaki ZXR400
56	Phil MARSH	1:12.783	09:34:56.467	3	Kawasaki ZXR400
56	Phil MARSH	1:12.248	09:36:08.713	4	Kawasaki ZXR400
56	Phil MARSH	1:11.597	09:37:20.311	5	Kawasaki ZXR400

Leader History

NO	NAME	FROM LAP	LAPS LED	DISTANCE	VEHICLE
56	Phil MARSH	1	5	8.20 miles	Kawasaki ZXR400

BMCRC - MRO Championships 2022 - Rnd 2 @ Silverstone National

EDlasia Formula 400 & Blue Haze GP

RACE 17 - STATISTICS

CLASS : GP

9 Starters

Fastest Lap History

NO	NAME	LAP TIME	TIME OF DAY	LAP	VEHICLE
7	Bruce DUNN	1:03.734	09:33:19.985	2	Yamaha TZ250
7	Bruce DUNN	1:03.225	09:35:27.069	4	Yamaha TZ250
7	Bruce DUNN	1:03.026	09:36:30.096	5	Yamaha TZ250

Leader History

NO	NAME	FROM LAP	LAPS LED	DISTANCE	VEHICLE
7	Bruce DUNN	1	5	8.20 miles	Yamaha TZ250

BMCRC - MRO Championships 2022 - Rnd 2 @ Silverstone National



EDlasia Formula 400 & Blue Haze GP



RACE 8 - GRID (8 Laps)

ROW 13	39		38		37	247	Lee HEALEY		
ROW 12	36	60	Daniel GOUGH	35	67	Paul METCALFE	34	14	James McMANUS
ROW 11	33	48	Richie WELSH	32	73	Colvin TURNER	31	10	Mike BRUNSDON
ROW 10	30	32	Conor MURRAY	29	88	George PRINOS	28	24	Harley GODZISZ
ROW 9	27	97	Nicholas TAIG	26	70	Andrew BURSCOUGH	25	3	Tom BARRETT
ROW 8	24	56	Phil MARSH	23	119	James O'MARA	22	81	Keo WALKER
ROW 7	21	222	Matt EPPS	20	17	Sam HIRST	19	351	Sam DIGBY-BAKER
ROW 6	18	175	Aaron LILLY	17	196	Jack KIRSCH	16	25	Haydon SMITH
ROW 5	15	1	James SEATH	14	29	Dom HERBERTSON	13	74	Finn SMART-WEEDEN
ROW 4	12	27	Richard HAYWARD	11	51	Kevin WHOLEY	10	64	Phil ELLIS
ROW 3	9	99	Annabel THOMAS	8	8	Phil ATKINSON	7	127	Calum BEACH
ROW 2	6	0	Paul TOLAND	5	33	Carl JOHNSTONE	4	31	Lewis JONES
ROW 1	3	23	Joe ELLIS	2	117	Stuart HALL	1	7	Bruce DUNN

Pole

Silverstone National: 1.6404 miles

These results are provisional until the conclusion of any judicial and technical matters.

Clerk Of Course :	Stewards :	Timekeeper : Craig Smith
-------------------	------------	--------------------------

Results can be found at www.tsl-timing.com

Printed - 09:42 Sunday, 03 April 2022



BMCRC - MRO Championships 2022 - Rnd 2 @ Silverstone National

EDlasia Formula 400 & Blue Haze GP

RACE 8 - CLASSIFICATION



POS	NO	CL	PIC NAME	ENTRY	LAPS	TIME	GAP	DIFF	MPH	BEST	ON
1	7	GP	1 Bruce DUNN	Yamaha TZ250 - Bilstein UK	8	9:06.868			86.39	1:06.316	7
2	23		1 Joe ELLIS	Kawasaki NINJA 400 (JSS) - Jpr	8	9:09.058	2.190	2.190	86.04	1:06.896	8
3	31		2 Lewis JONES	Ninja NINJA 400 (JSS) - 151 s	8	9:09.147	2.279	0.089	86.03	1:06.601	6
4	33	S	1 Carl JOHNSTONE	Yamaha FZR400RR - EDlasia	8	9:11.136	4.268	1.989	85.72	1:07.239	6
5	0	GP	2 Paul TOLAND	Yamaha TZ250 4TW - Kippers keys	8	9:17.305	10.437	6.169	84.77	1:06.429	6
6	64	GP	3 Phil ELLIS	Yamaha TZ250B -	8	9:24.959	18.091	7.654	83.62	1:08.065	7
7	127		3 Calum BEACH	Kawasaki NINJA 400 (JSS) - Upvc outlet	8	9:25.038	18.170	0.079	83.61	1:08.837	8
8	74		4 Finn SMART-WEEDEN	Kawasaki NINJA 400 (JSS) - Mum and Dad	8	9:25.570	18.702	0.532	83.53	1:09.382	7
9	48		5 Richie WELSH	Yamaha FZR 400 RRSP - EDEN'S BABY EXPERIE	8	9:26.248	19.380	0.678	83.43	1:07.903	7
10	25	S/R	1 Haydon SMITH	Kawasaki ZXR400 - HI-Precision Engineering Ltd	8	9:28.551	21.683	2.303	83.09	1:09.727	6
11	196		6 Jack KIRSCH	Kawasaki NINJA 400 (JSS) - Dad	8	9:31.776	24.908	3.225	82.62	1:09.058	8
12	99		7 Annabel THOMAS	Kawasaki NINJA 400 (JSS) - Four Anjels Racing	8	9:31.840	24.972	0.064	82.61	1:09.484	6
13	27	S	2 Richard HAYWARD	Yamaha TZR - Hazel Motors/ Gforce	8	9:32.415	25.547	0.575	82.53	1:09.271	5
14	81		8 Keo WALKER	Kawasaki NINJA 400 (JSS) - Koku-Shi	8	9:37.164	30.296	4.749	81.85	1:10.361	8
15	222	S	3 Matt EPPS	Kawasaki ZXR400 - M.E Vehicle Repairs	8	9:46.132	39.264	8.968	80.60	1:10.857	8
16	351	S	4 Sam DIGBY-BAKER	Kawasaki ZXR400 -	8	9:46.777	39.909	0.645	80.51	1:11.136	8
17	17		9 Sam HIRST	Kawasaki NINJA - Valley Racing	8	9:53.148	46.280	6.371	79.65	1:10.755	7
18	56	R	1 Phil MARSH	Kawasaki ZXR400 -	8	9:53.624	46.756	0.476	79.58	1:11.888	8
19	175		10 Aaron LILLY	Yamaha R3 - AL Graphics	8	9:53.963	47.095	0.339	79.54	1:11.365	7
20	119		11 James O'MARA	Kawasaki NINJA 400 - BRP Machining Ltd	8	9:54.921	48.053	0.958	79.41	1:11.122	8
21	1		12 James SEATH	Kawasaki ZXR400 L9 - Ovenden Earthmoving	8	10:03.190	56.322	8.269	78.32	1:13.116	7
22	60	GP	4 Daniel GOUGH	Yamaha TZ250 - Kieran Lewis/G Force Mc	8	10:03.349	56.481	0.159	78.30	1:11.802	6
23	24	S	5 Harley GODZISZ	Honda NC30 - Kamper Security	8	10:09.587	1:02.719	6.238	77.50	1:13.828	6
24	247	S	6 Lee HEALEY	Suzuki VJ22 -	8	10:15.759	1:08.891	6.172	76.72	1:12.949	8
25	10		13 Mike BRUNSDON	Kawasaki NINJA 400 - CF Fairford	7	9:08.354	1 Lap	1 Lap	75.38	1:15.187	7
26	97	S	7 Nicholas TAIG	Honda VFR400 NC30 - RST, Bell Helmets UK	7	9:12.545	1 Lap	4.191	74.81	1:17.096	6

NOT CLASSIFIED

DNF	29	GP	Dom HERBERTSON	Honda NSR250 - Davies Motorsport	2	2:55.202	6 Laps	5 Laps	67.41	1:22.874	2
DNF	3	GP	Tom BARRETT	Honda RS250 - The Two Stroke Workshop	2	3:07.211	6 Laps	12.009	63.09		
DNF	51	GP	Kevin WHOLEY	Yamaha TZ250 - Twistgrip Motorcycles	0						

FASTEST LAP

7	GP	Bruce DUNN	Yamaha TZ250 - Bilstein UK	7	1:06.316	89.05 mph	143.31 kph
31		Lewis JONES	Ninja NINJA 400 (JSS) - 151 s	6	1:06.601	88.67 mph	142.70 kph
33	S	Carl JOHNSTONE	Yamaha FZR400RR - EDlasia	6	1:07.239	87.83 mph	141.35 kph
25	S/R	Haydon SMITH	Kawasaki ZXR400 - HI-Precision Engineering Ltd	6	1:09.727	84.69 mph	136.30 kph
56	R	Phil MARSH	Kawasaki ZXR400 -	8	1:11.888	82.15 mph	132.20 kph

Class GP - 92.5% of Race Speed = 79.91 mph

Class S - 92.5% of Race Speed = 79.58 mph

Class S/R - 92.5% of Race Speed = 76.85 mph

Class R - 92.5% of Race Speed = 73.61 mph

Weather / Track : Cloudy / Drying

These results are provisional until the conclusion of any judicial and technical matters.

Race Distance: 8 Laps / 13.12 miles

Silverstone National: 1.6404 miles

Date: 03/04/2022 Start: 12:20 Finish: 12:29

Clerk Of Course :

Stewards :

Timekeeper : Craig Smith

Results can be found at www.tsl-timing.com

Printed - 12:32 Sunday, 03 April 2022



BMCRC - MRO Championships 2022 - Rnd 2 @ Silverstone National

EDlasia Formula 400 & Blue Haze GP

RACE 8 - LAP CHART

LAP 1 @ 12:22:01.681

NO	BEHIND	LAP TIME
23		1:13.602
7	0.073	1:13.675
33	0.246	1:13.848
31	0.773	1:14.375
27	0.806	1:14.408
74	1.310	1:14.912
25	1.657	1:15.259
127	2.145	1:15.747
0	2.291	1:15.893
64	2.519	1:16.121
1	3.568	1:17.170
81	3.949	1:17.551
48	4.248	1:17.850
99	4.257	1:17.859
351	4.706	1:18.308
196	5.195	1:18.797
222	5.860	1:19.462
56	6.867	1:20.469
119	7.548	1:21.150
175	7.734	1:21.336
17	9.003	1:22.605
97	9.367	1:22.969
3	10.835	1:24.437
24	11.003	1:24.605
60	11.751	1:25.353
10	12.835	1:26.437
247	14.383	1:27.985
29	18.726	1:32.328

LAP 2 @ 12:23:11.694

NO	BEHIND	LAP TIME
33		1:09.767
7	0.107	1:10.047
23	0.773	1:10.786
31	1.107	1:10.347
27	2.132	1:11.339
74	2.203	1:10.906
25	3.273	1:11.629
127	3.603	1:11.471
0	3.697	1:11.419
64	4.029	1:11.523
48	6.173	1:11.938
99	7.248	1:13.004
196	7.321	1:12.139
81	7.744	1:13.808
351	9.523	1:14.830
222	10.937	1:15.090
56	11.901	1:15.047
119	12.868	1:15.333
1	13.367	1:19.812
175	13.831	1:16.110
17	15.535	1:16.545
97	17.911	1:18.557
24	18.115	1:17.125
60	18.622	1:16.884
10	22.550	1:19.728
247	24.244	1:19.874
29	31.587	1:22.874
3	43.596	1:42.774 P

LAP 3 @ 12:24:19.661

NO	BEHIND	LAP TIME
7		1:07.860
33	0.931	1:08.898
23	1.108	1:08.302
31	1.220	1:08.080
0	4.509	1:08.779
74	5.136	1:10.900
25	5.716	1:10.410
27	6.338	1:12.173
127	6.615	1:10.979
64	6.799	1:10.737
48	8.867	1:10.661
196	10.307	1:10.953
99	10.811	1:11.530
81	11.727	1:11.950
351	15.563	1:14.007
222	16.461	1:13.491
56	17.805	1:13.871
119	19.884	1:14.983
1	21.026	1:15.626
175	21.309	1:15.445
17	21.603	1:14.035
24	25.543	1:15.395
60	26.769	1:16.114
97	29.189	1:19.245
10	30.881	1:16.298
247	32.172	1:15.895

LAP 4 @ 12:25:27.620

NO	BEHIND	LAP TIME
7		1:07.959
23	0.745	1:07.596
31	1.091	1:07.830
33	1.134	1:08.162
0	3.421	1:06.871
74	6.972	1:09.795
25	8.155	1:10.398
127	8.542	1:09.886
27	9.224	1:10.845
64	9.345	1:10.505
48	11.787	1:10.879
196	13.143	1:10.795
99	13.560	1:10.708
81	14.532	1:10.764
351	21.298	1:13.694
222	21.449	1:12.947
56	22.841	1:12.995
119	26.426	1:14.501
175	26.719	1:13.369
17	27.346	1:13.702
1	28.949	1:15.882
24	32.869	1:15.285
60	33.088	1:14.278
97	39.889	1:18.659
247	40.183	1:15.970
10	40.443	1:17.521

LAP 5 @ 12:26:35.045

NO	BEHIND	LAP TIME
7		1:07.425
23	0.735	1:07.415
31	1.442	1:07.776
33	1.515	1:07.806

0	2.673	1:06.677
74	10.135	1:10.588
127	10.261	1:09.144
27	11.070	1:09.271
25	11.436	1:10.706
64	11.616	1:09.696
48	13.809	1:09.447
196	15.773	1:10.055
99	15.923	1:09.788
81	17.651	1:10.544
351	25.699	1:11.826
222	25.883	1:11.859
56	29.173	1:13.757
175	32.476	1:13.182
119	32.741	1:13.740
17	32.818	1:12.897
1	35.820	1:14.296
60	39.135	1:13.472
24	40.303	1:14.859
247	47.911	1:15.153
10	50.059	1:17.041
97	50.303	1:17.839

LAP 6 @ 12:27:41.811

NO	BEHIND	LAP TIME
7		1:06.766
31	1.277	1:06.601
23	1.367	1:07.398
33	1.988	1:07.239
0	2.336	1:06.429
74	13.065	1:09.696
127	13.263	1:09.768
25	14.397	1:09.727
64	14.522	1:09.672
48	16.148	1:09.105
27	16.495	1:12.191
99	18.641	1:09.484
196	18.867	1:09.860
81	22.144	1:11.259
351	30.172	1:11.239
222	30.343	1:11.226
56	35.310	1:12.903
175	37.204	1:11.494
17	37.888	1:11.836
119	38.465	1:12.490
1	42.775	1:13.721
60	44.171	1:11.802
24	47.365	1:13.828
247	55.406	1:14.261
10	59.435	1:16.142
97	1:00.633	1:17.096

LAP 7 @ 12:28:48.127

NO	BEHIND	LAP TIME
7		1:06.316
31	2.046	1:07.085
23	2.114	1:07.063
33	3.502	1:07.830
0	3.698	1:07.678
74	16.131	1:09.382
127	16.153	1:09.206
64	16.271	1:08.065
48	17.735	1:07.903
25	18.575	1:10.494
27	22.153	1:11.974

99	22.306	1:09.981
196	22.670	1:10.119
81	26.755	1:10.927
222	35.227	1:11.200
351	35.593	1:11.737
56	41.688	1:12.694
175	42.253	1:11.365
17	42.327	1:10.755
119	43.751	1:11.602
1	49.575	1:13.116
60	49.739	1:11.884
24	55.093	1:14.044
247	1:02.762	1:13.672

LAP 8 @ 12:29:54.947

NO	BEHIND	LAP TIME
7		1:06.820
10	1 Lap	1:15.187
23	2.190	1:06.896
31	2.279	1:07.053
33	4.268	1:07.586
97	1 Lap	1:18.180
0	10.437	1:13.559
64	18.091	1:08.640
127	18.170	1:08.837
74	18.702	1:09.391
48	19.380	1:08.465
25	21.683	1:09.928
196	24.908	1:09.058
99	24.972	1:09.486
27	25.547	1:10.214
81	30.296	1:10.361
0	39.264	1:10.857
222	39.909	1:11.136
351	39.909	1:11.136
17	46.280	1:10.773
56	46.756	1:11.888
175	47.095	1:11.662
119	48.053	1:11.122
1	56.322	1:13.567
60	56.481	1:13.562
24	1:02.719	1:14.446
247	1:08.891	1:12.949

BMCRG - MRO Championships 2022 - Rnd 2 @ Silverstone National

EDlasia Formula 400 & Blue Haze GP

RACE 8 - SECTOR ANALYSIS



SECTOR 1 = FL to I1, SECTOR 2 = I1 to FL, DIFF = Difference To Personal Best Lap, P = Crossed Finish Line in Pit Lane, D = Time Disallowed

P1		7 GP		Bruce DUNN		Yamaha TZ250 - Bilstein UK	
IDEAL LAP TIME : 1:06.316		BEST LAP TIME : 1:06.316		DIFFERENCE : 0.000			
LAP	SECTOR 1	SECTOR 2	LAP TIME	MPH	DIFF	TIME OF DAY	
1 -		30.693	1:13.675	80.15	7.359	12:22:01.754	
2 -	40.755	29.292	1:10.047	84.31	3.731	12:23:11.801	
3 -	39.656	28.204	1:07.860	87.02	1.544	12:24:19.661	
4 -	39.423	28.536	1:07.959	86.90	1.643	12:25:27.620	
5 -	39.469	27.956	1:07.425	87.58	1.109	12:26:35.045	
6 -	39.083	27.683	1:06.766 (2)	88.45	0.450	12:27:41.811	
7 -	38.648	27.668	1:06.316 (1)	89.05		12:28:48.127	
8 -	38.764	28.056	1:06.820 (3)	88.38	0.504	12:29:54.947	

P2		23		Joe ELLIS		Kawasaki NINJA 400 (JSS) - Jpr	
IDEAL LAP TIME : 1:06.455		BEST LAP TIME : 1:06.896		DIFFERENCE : 0.441			
LAP	SECTOR 1	SECTOR 2	LAP TIME	MPH	DIFF	TIME OF DAY	
1 -		28.782	1:13.602	80.23	6.706	12:22:01.681	
2 -	42.885	27.901	1:10.786	83.42	3.890	12:23:12.467	
3 -	40.646	27.656	1:08.302	86.46	1.406	12:24:20.769	
4 -	40.124	27.472	1:07.596	87.36	0.700	12:25:28.365	
5 -	40.107	27.308	1:07.415	87.60	0.519	12:26:35.780	
6 -	40.121	27.277	1:07.398 (3)	87.62	0.502	12:27:43.178	
7 -	39.680	27.383	1:07.063 (2)	88.06	0.167	12:28:50.241	
8 -	40.121	26.775	1:06.896 (1)	88.28		12:29:57.137	

P3		31		Lewis JONES		Ninja NINJA 400 (JSS) - 151 s	
IDEAL LAP TIME : 1:06.483		BEST LAP TIME : 1:06.601		DIFFERENCE : 0.118			
LAP	SECTOR 1	SECTOR 2	LAP TIME	MPH	DIFF	TIME OF DAY	
1 -		29.419	1:14.375	79.40	7.774	12:22:02.454	
2 -	42.311	28.036	1:10.347	83.95	3.746	12:23:12.801	
3 -	40.652	27.428	1:08.080	86.74	1.479	12:24:20.881	
4 -	40.163	27.667	1:07.830	87.06	1.229	12:25:28.711	
5 -	40.539	27.237	1:07.776	87.13	1.175	12:26:36.487	
6 -	39.603	26.998	1:06.601 (1)	88.67		12:27:43.088	
7 -	39.663	27.422	1:07.085 (3)	88.03	0.484	12:28:50.173	
8 -	40.173	26.880	1:07.053 (2)	88.07	0.452	12:29:57.226	

P4		33 S		Carl JOHNSTONE		Yamaha FZR400RR - EDlasia	
IDEAL LAP TIME : 1:07.239		BEST LAP TIME : 1:07.239		DIFFERENCE : 0.000			
LAP	SECTOR 1	SECTOR 2	LAP TIME	MPH	DIFF	TIME OF DAY	
1 -		29.043	1:13.848	79.97	6.609	12:22:01.927	
2 -	41.315	28.452	1:09.767	84.64	2.528	12:23:11.694	
3 -	40.550	28.348	1:08.898	85.71	1.659	12:24:20.592	
4 -	40.151	28.011	1:08.162	86.64	0.923	12:25:28.754	
5 -	40.239	27.567	1:07.806 (3)	87.09	0.567	12:26:36.560	
6 -	39.724	27.515	1:07.239 (1)	87.83		12:27:43.799	
7 -	39.804	28.026	1:07.830	87.06	0.591	12:28:51.629	
8 -	39.974	27.612	1:07.586 (2)	87.38	0.347	12:29:59.215	

P5		0 GP		Paul TOLAND		Yamaha TZ250 4TW - Kippers keys	
IDEAL LAP TIME : 1:06.233		BEST LAP TIME : 1:06.429		DIFFERENCE : 0.196			
LAP	SECTOR 1	SECTOR 2	LAP TIME	MPH	DIFF	TIME OF DAY	
1 -		30.080	1:15.893	77.81	9.464	12:22:03.972	
2 -	40.975	30.444	1:11.419	82.69	4.990	12:23:15.391	
3 -	40.010	28.769	1:08.779	85.86	2.350	12:24:24.170	
4 -	38.924	27.947	1:06.871 (3)	88.31	0.442	12:25:31.041	
5 -	38.994	27.683	1:06.677 (2)	88.57	0.248	12:26:37.718	
6 -	38.550	27.879	1:06.429 (1)	88.90		12:27:44.147	
7 -	39.325	28.353	1:07.678	87.26	1.249	12:28:51.825	
8 -	41.692	31.867	1:13.559	80.28	7.130	12:30:05.384	

BMCRC - MRO Championships 2022 - Rnd 2 @ Silverstone National

EDlasia Formula 400 & Blue Haze GP

RACE 8 - SECTOR ANALYSIS



SECTOR 1 = FL to I1, SECTOR 2 = I1 to FL, DIFF = Difference To Personal Best Lap, P = Crossed Finish Line in Pit Lane, D = Time Disallowed

P6		64 GP		Phil ELLIS		Yamaha TZ250B -	
IDEAL LAP TIME : 1:08.045		BEST LAP TIME : 1:08.065		DIFFERENCE : 0.020			
LAP	SECTOR 1	SECTOR 2	LAP TIME	MPH	DIFF	TIME OF DAY	
1 -		30.553	1:16.121	77.58	8.056	12:22:04.200	
2 -	41.828	29.695	1:11.523	82.57	3.458	12:23:15.723	
3 -	41.048	29.689	1:10.737	83.48	2.672	12:24:26.460	
4 -	41.328	29.177	1:10.505	83.76	2.440	12:25:36.965	
5 -	40.638	29.058	1:09.696	84.73	1.631	12:26:46.661	
6 -	41.665	28.007	1:09.672 (3)	84.76	1.607	12:27:56.333	
7 -	40.038	28.027	1:08.065 (1)	86.76		12:29:04.398	
8 -	40.333	28.307	1:08.640 (2)	86.03	0.575	12:30:13.038	

P7		127		Calum BEACH		Kawasaki NINJA 400 (JSS) - Upvc outlet	
IDEAL LAP TIME : 1:08.837		BEST LAP TIME : 1:08.837		DIFFERENCE : 0.000			
LAP	SECTOR 1	SECTOR 2	LAP TIME	MPH	DIFF	TIME OF DAY	
1 -		30.170	1:15.747	77.96	6.910	12:22:03.826	
2 -	42.395	29.076	1:11.471	82.63	2.634	12:23:15.297	
3 -	41.739	29.240	1:10.979	83.20	2.142	12:24:26.276	
4 -	41.277	28.609	1:09.886	84.50	1.049	12:25:36.162	
5 -	40.918	28.226	1:09.144 (2)	85.41	0.307	12:26:45.306	
6 -	41.516	28.252	1:09.768	84.64	0.931	12:27:55.074	
7 -	41.006	28.200	1:09.206 (3)	85.33	0.369	12:29:04.280	
8 -	40.697	28.140	1:08.837 (1)	85.79		12:30:13.117	

P8		74		Finn SMART-WEEDEN		Kawasaki NINJA 400 (JSS) - Mum and Dad	
IDEAL LAP TIME : 1:09.256		BEST LAP TIME : 1:09.382		DIFFERENCE : 0.126			
LAP	SECTOR 1	SECTOR 2	LAP TIME	MPH	DIFF	TIME OF DAY	
1 -		29.287	1:14.912	78.83	5.530	12:22:02.991	
2 -	42.086	28.820	1:10.906	83.28	1.524	12:23:13.897	
3 -	42.021	28.879	1:10.900	83.29	1.518	12:24:24.797	
4 -	41.388	28.407	1:09.795	84.61	0.413	12:25:34.592	
5 -	41.970	28.618	1:10.588	83.66	1.206	12:26:45.180	
6 -	41.586	28.110	1:09.696 (3)	84.73	0.314	12:27:54.876	
7 -	41.146	28.236	1:09.382 (1)	85.11		12:29:04.258	
8 -	41.172	28.219	1:09.391 (2)	85.10	0.009	12:30:13.649	

P9		48		Richie WELSH		Yamaha FZR 400 RRSF - EDEN'S BABY EXPERIENCES/ PETI	
IDEAL LAP TIME : 1:07.903		BEST LAP TIME : 1:07.903		DIFFERENCE : 0.000			
LAP	SECTOR 1	SECTOR 2	LAP TIME	MPH	DIFF	TIME OF DAY	
1 -		30.554	1:17.850	75.85	9.947	12:22:05.929	
2 -	42.502	29.436	1:11.938	82.09	4.035	12:23:17.867	
3 -	41.158	29.503	1:10.661	83.57	2.758	12:24:28.528	
4 -	41.242	29.637	1:10.879	83.32	2.976	12:25:39.407	
5 -	40.272	29.175	1:09.447	85.03	1.544	12:26:48.854	
6 -	40.047	29.058	1:09.105 (3)	85.45	1.202	12:27:57.959	
7 -	39.466	28.437	1:07.903 (1)	86.97		12:29:05.862	
8 -	39.756	28.709	1:08.465 (2)	86.25	0.562	12:30:14.327	

P10		25 S/R		Haydon SMITH		Kawasaki ZXR400 - HI-Precision Engineering Ltd	
IDEAL LAP TIME : 1:09.636		BEST LAP TIME : 1:09.727		DIFFERENCE : 0.091			
LAP	SECTOR 1	SECTOR 2	LAP TIME	MPH	DIFF	TIME OF DAY	
1 -		29.773	1:15.259	78.47	5.532	12:22:03.338	
2 -	42.036	29.593	1:11.629	82.44	1.902	12:23:14.967	
3 -	41.576	28.834	1:10.410	83.87	0.683	12:24:25.377	
4 -	41.770	28.628	1:10.398 (3)	83.88	0.671	12:25:35.775	
5 -	41.826	28.880	1:10.706	83.52	0.979	12:26:46.481	
6 -	41.182	28.545	1:09.727 (1)	84.69		12:27:56.208	
7 -	41.468	29.026	1:10.494	83.77	0.767	12:29:06.702	
8 -	41.474	28.454	1:09.928 (2)	84.45	0.201	12:30:16.630	

BMCRC - MRO Championships 2022 - Rnd 2 @ Silverstone National

EDlasia Formula 400 & Blue Haze GP

RACE 8 - SECTOR ANALYSIS



SECTOR 1 = FL to I1, SECTOR 2 = I1 to FL, DIFF = Difference To Personal Best Lap, P = Crossed Finish Line in Pit Lane, D = Time Disallowed

P11 196		Jack KIRSCH		Kawasaki NINJA 400 (JSS) - Dad			
IDEAL LAP TIME : 1:09.058		BEST LAP TIME : 1:09.058		DIFFERENCE : 0.000			
LAP	SECTOR 1	SECTOR 2	LAP TIME	MPH	DIFF	TIME OF DAY	
1 -		30.472	1:18.797	74.94	9.739	12:22:06.876	
2 -	42.482	29.657	1:12.139	81.86	3.081	12:23:19.015	
3 -	41.929	29.024	1:10.953	83.23	1.895	12:24:29.968	
4 -	42.222	28.573	1:10.795	83.41	1.737	12:25:40.763	
5 -	41.520	28.535	1:10.055 (3)	84.30	0.997	12:26:50.818	
6 -	40.999	28.861	1:09.860 (2)	84.53	0.802	12:28:00.678	
7 -	40.935	29.184	1:10.119	84.22	1.061	12:29:10.797	
8 -	40.681	28.377	1:09.058 (1)	85.51		12:30:19.855	

P12 99		Annabel THOMAS		Kawasaki NINJA 400 (JSS) - Four Anjels Racing			
IDEAL LAP TIME : 1:09.374		BEST LAP TIME : 1:09.484		DIFFERENCE : 0.110			
LAP	SECTOR 1	SECTOR 2	LAP TIME	MPH	DIFF	TIME OF DAY	
1 -		31.031	1:17.859	75.85	8.375	12:22:05.938	
2 -	42.962	30.042	1:13.004	80.89	3.520	12:23:18.942	
3 -	41.978	29.552	1:11.530	82.56	2.046	12:24:30.472	
4 -	41.670	29.038	1:10.708	83.52	1.224	12:25:41.180	
5 -	41.050	28.738	1:09.788 (3)	84.62	0.304	12:26:50.968	
6 -	40.831	28.653	1:09.484 (1)	84.99		12:28:00.452	
7 -	40.955	29.026	1:09.981	84.38	0.497	12:29:10.433	
8 -	40.943	28.543	1:09.486 (2)	84.99	0.002	12:30:19.919	

P13 27 S		Richard HAYWARD		Yamaha TZR - Hazel Motors/ Gforce			
IDEAL LAP TIME : 1:09.271		BEST LAP TIME : 1:09.271		DIFFERENCE : 0.000			
LAP	SECTOR 1	SECTOR 2	LAP TIME	MPH	DIFF	TIME OF DAY	
1 -		29.599	1:14.408	79.36	5.137	12:22:02.487	
2 -	42.208	29.131	1:11.339	82.78	2.068	12:23:13.826	
3 -	42.672	29.501	1:12.173	81.82	2.902	12:24:25.999	
4 -	41.329	29.516	1:10.845 (3)	83.36	1.574	12:25:36.844	
5 -	40.529	28.742	1:09.271 (1)	85.25		12:26:46.115	
6 -	42.279	29.912	1:12.191	81.80	2.920	12:27:58.306	
7 -	42.402	29.572	1:11.974	82.05	2.703	12:29:10.280	
8 -	40.941	29.273	1:10.214 (2)	84.10	0.943	12:30:20.494	

P14 81		Keo WALKER		Kawasaki NINJA 400 (JSS) - Koku-Shi			
IDEAL LAP TIME : 1:10.219		BEST LAP TIME : 1:10.361		DIFFERENCE : 0.142			
LAP	SECTOR 1	SECTOR 2	LAP TIME	MPH	DIFF	TIME OF DAY	
1 -		30.745	1:17.551	76.15	7.190	12:22:05.630	
2 -	43.776	30.032	1:13.808	80.01	3.447	12:23:19.438	
3 -	42.125	29.825	1:11.950	82.08	1.589	12:24:31.388	
4 -	41.796	28.968	1:10.764 (3)	83.45	0.403	12:25:42.152	
5 -	41.479	29.065	1:10.544 (2)	83.71	0.183	12:26:52.696	
6 -	41.752	29.507	1:11.259	82.87	0.898	12:28:03.955	
7 -	41.989	28.938	1:10.927	83.26	0.566	12:29:14.882	
8 -	41.621	28.740	1:10.361 (1)	83.93		12:30:25.243	

P15 222 S		Matt EPPS		Kawasaki ZXR400 - M.E Vehicle Repairs			
IDEAL LAP TIME : 1:10.804		BEST LAP TIME : 1:10.857		DIFFERENCE : 0.053			
LAP	SECTOR 1	SECTOR 2	LAP TIME	MPH	DIFF	TIME OF DAY	
1 -		31.629	1:19.462	74.32	8.605	12:22:07.541	
2 -	43.918	31.172	1:15.090	78.64	4.233	12:23:22.631	
3 -	42.965	30.526	1:13.491	80.35	2.634	12:24:36.122	
4 -	43.005	29.942	1:12.947	80.95	2.090	12:25:49.069	
5 -	42.243	29.616	1:11.859	82.18	1.002	12:27:00.928	
6 -	41.530	29.696	1:11.226 (3)	82.91	0.369	12:28:12.154	
7 -	41.407	29.793	1:11.200 (2)	82.94	0.343	12:29:23.354	
8 -	41.460	29.397	1:10.857 (1)	83.34		12:30:34.211	

BMCRC - MRO Championships 2022 - Rnd 2 @ Silverstone National

EDlasia Formula 400 & Blue Haze GP

RACE 8 - SECTOR ANALYSIS



SECTOR 1 = FL to I1, SECTOR 2 = I1 to FL, DIFF = Difference To Personal Best Lap, P = Crossed Finish Line in Pit Lane, D = Time Disallowed

P16 351 S		Sam DIGBY-BAKER		Kawasaki ZXR400 -			
IDEAL LAP TIME : 1:11.089		BEST LAP TIME : 1:11.136		DIFFERENCE : 0.047			
LAP	SECTOR 1	SECTOR 2	LAP TIME	MPH	DIFF	TIME OF DAY	
1 -		31.532	1:18.308	75.41	7.172	12:22:06.387	
2 -	43.745	31.085	1:14.830	78.92	3.694	12:23:21.217	
3 -	43.005	31.002	1:14.007	79.79	2.871	12:24:35.224	
4 -	43.577	30.117	1:13.694	80.13	2.558	12:25:48.918	
5 -	42.207	29.619	1:11.826	82.22	0.690	12:27:00.744	
6 -	41.510	29.729	1:11.239 (2)	82.89	0.103	12:28:11.983	
7 -	41.963	29.774	1:11.737 (3)	82.32	0.601	12:29:23.720	
8 -	41.470	29.666	1:11.136 (1)	83.01		12:30:34.856	

P17 17		Sam HIRST		Kawasaki NINJA - Valley Racing			
IDEAL LAP TIME : 1:10.333		BEST LAP TIME : 1:10.755		DIFFERENCE : 0.422			
LAP	SECTOR 1	SECTOR 2	LAP TIME	MPH	DIFF	TIME OF DAY	
1 -		32.711	1:22.605	71.49	11.850	12:22:10.684	
2 -	44.439	32.106	1:16.545	77.15	5.790	12:23:27.229	
3 -	43.291	30.744	1:14.035	79.76	3.280	12:24:41.264	
4 -	43.526	30.176	1:13.702	80.12	2.947	12:25:54.966	
5 -	42.631	30.266	1:12.897	81.01	2.142	12:27:07.863	
6 -	42.058	29.778	1:11.836 (3)	82.21	1.081	12:28:19.699	
7 -	41.575	29.180	1:10.755 (1)	83.46		12:29:30.454	
8 -	42.015	28.758	1:10.773 (2)	83.44	0.018	12:30:41.227	

P18 56 R		Phil MARSH		Kawasaki ZXR400 -			
IDEAL LAP TIME : 1:11.210		BEST LAP TIME : 1:11.888		DIFFERENCE : 0.678			
LAP	SECTOR 1	SECTOR 2	LAP TIME	MPH	DIFF	TIME OF DAY	
1 -		31.652	1:20.469	73.39	8.581	12:22:08.548	
2 -	43.501	31.546	1:15.047	78.69	3.159	12:23:23.595	
3 -	43.120	30.751	1:13.871	79.94	1.983	12:24:37.466	
4 -	42.432	30.563	1:12.995	80.90	1.107	12:25:50.461	
5 -	43.167	30.590	1:13.757	80.06	1.869	12:27:04.218	
6 -	42.450	30.453	1:12.903 (3)	81.00	1.015	12:28:17.121	
7 -	41.615	31.079	1:12.694 (2)	81.24	0.806	12:29:29.815	
8 -	42.293	29.595	1:11.888 (1)	82.15		12:30:41.703	

P19 175		Aaron LILLY		Yamaha R3 - AL Graphics			
IDEAL LAP TIME : 1:10.220		BEST LAP TIME : 1:11.365		DIFFERENCE : 1.145			
LAP	SECTOR 1	SECTOR 2	LAP TIME	MPH	DIFF	TIME OF DAY	
1 -		31.993	1:21.336	72.60	9.971	12:22:09.415	
2 -	44.445	31.665	1:16.110	77.59	4.745	12:23:25.525	
3 -	44.686	30.759	1:15.445	78.27	4.080	12:24:40.970	
4 -	42.942	30.427	1:13.369	80.49	2.004	12:25:54.339	
5 -	42.590	30.592	1:13.182	80.69	1.817	12:27:07.521	
6 -	42.161	29.333	1:11.494 (2)	82.60	0.129	12:28:19.015	
7 -	41.472	29.893	1:11.365 (1)	82.75		12:29:30.380	
8 -	42.914	28.748	1:11.662 (3)	82.41	0.297	12:30:42.042	

P20 119		James O'MARA		Kawasaki NINJA 400 - BRP Machining Ltd			
IDEAL LAP TIME : 1:11.122		BEST LAP TIME : 1:11.122		DIFFERENCE : 0.000			
LAP	SECTOR 1	SECTOR 2	LAP TIME	MPH	DIFF	TIME OF DAY	
1 -		31.927	1:21.150	72.77	10.028	12:22:09.229	
2 -	44.262	31.071	1:15.333	78.39	4.211	12:23:24.562	
3 -	44.246	30.737	1:14.983	78.76	3.861	12:24:39.545	
4 -	43.983	30.518	1:14.501	79.26	3.379	12:25:54.046	
5 -	43.438	30.302	1:13.740	80.08	2.618	12:27:07.786	
6 -	42.791	29.699	1:12.490 (3)	81.46	1.368	12:28:20.276	
7 -	42.336	29.266	1:11.602 (2)	82.47	0.480	12:29:31.878	
8 -	42.199	28.923	1:11.122 (1)	83.03		12:30:43.000	

BMCRG - MRO Championships 2022 - Rnd 2 @ Silverstone National

EDlasia Formula 400 & Blue Haze GP

RACE 8 - SECTOR ANALYSIS



SECTOR 1 = FL to I1, SECTOR 2 = I1 to FL, DIFF = Difference To Personal Best Lap, P = Crossed Finish Line in Pit Lane, D = Time Disallowed

P21 1		James SEATH		Kawasaki ZXR400 L9 - Ovenden Earthmoving			
IDEAL LAP TIME : 1:13.116		BEST LAP TIME : 1:13.116		DIFFERENCE : 0.000			
LAP	SECTOR 1	SECTOR 2	LAP TIME	MPH	DIFF	TIME OF DAY	
1 -		31.143	1:17.170	76.52	4.054	12:22:05.249	
2 -	46.981	32.831	1:19.812	73.99	6.696	12:23:25.061	
3 -	44.162	31.464	1:15.626	78.09	2.510	12:24:40.687	
4 -	45.135	30.747	1:15.882	77.82	2.766	12:25:56.569	
5 -	43.335	30.961	1:14.296	79.48	1.180	12:27:10.865	
6 -	43.221	30.500	1:13.721 (3)	80.10	0.605	12:28:24.586	
7 -	42.625	30.491	1:13.116 (1)	80.77		12:29:37.702	
8 -	42.718	30.849	1:13.567 (2)	80.27	0.451	12:30:51.269	

P22 60 GP		Daniel GOUGH		Yamaha TZ250 - Kieran Lewis/G Force Mc			
IDEAL LAP TIME : 1:11.738		BEST LAP TIME : 1:11.802		DIFFERENCE : 0.064			
LAP	SECTOR 1	SECTOR 2	LAP TIME	MPH	DIFF	TIME OF DAY	
1 -		33.165	1:25.353	69.19	13.551	12:22:13.432	
2 -	45.043	31.841	1:16.884	76.81	5.082	12:23:30.316	
3 -	44.685	31.429	1:16.114	77.58	4.312	12:24:46.430	
4 -	42.884	31.394	1:14.278	79.50	2.476	12:26:00.708	
5 -	42.741	30.731	1:13.472 (3)	80.37	1.670	12:27:14.180	
6 -	41.616	30.186	1:11.802 (1)	82.24		12:28:25.982	
7 -	41.552	30.332	1:11.884 (2)	82.15	0.082	12:29:37.866	
8 -	42.605	30.957	1:13.562	80.28	1.760	12:30:51.428	

P23 24 S		Harley GODZISZ		Honda NC30 - Kamper Security			
IDEAL LAP TIME : 1:13.828		BEST LAP TIME : 1:13.828		DIFFERENCE : 0.000			
LAP	SECTOR 1	SECTOR 2	LAP TIME	MPH	DIFF	TIME OF DAY	
1 -		33.481	1:24.605	69.80	10.777	12:22:12.684	
2 -	44.248	32.877	1:17.125	76.57	3.297	12:23:29.809	
3 -	44.204	31.191	1:15.395	78.32	1.567	12:24:45.204	
4 -	43.766	31.519	1:15.285	78.44	1.457	12:26:00.489	
5 -	43.595	31.264	1:14.859	78.89	1.031	12:27:15.348	
6 -	42.985	30.843	1:13.828 (1)	79.99		12:28:29.176	
7 -	43.011	31.033	1:14.044 (2)	79.75	0.216	12:29:43.220	
8 -	43.546	30.900	1:14.446 (3)	79.32	0.618	12:30:57.666	

P24 247 S		Lee HEALEY		Suzuki VJ22 -			
IDEAL LAP TIME : 1:12.862		BEST LAP TIME : 1:12.949		DIFFERENCE : 0.087			
LAP	SECTOR 1	SECTOR 2	LAP TIME	MPH	DIFF	TIME OF DAY	
1 -		34.886	1:27.985	67.12	15.036	12:22:16.064	
2 -	46.612	33.262	1:19.874	73.93	6.925	12:23:35.938	
3 -	43.907	31.988	1:15.895	77.81	2.946	12:24:51.833	
4 -	43.509	32.461	1:15.970	77.73	3.021	12:26:07.803	
5 -	44.425	30.728	1:15.153	78.58	2.204	12:27:22.956	
6 -	43.251	31.010	1:14.261 (3)	79.52	1.312	12:28:37.217	
7 -	43.556	30.116	1:13.672 (2)	80.16	0.723	12:29:50.889	
8 -	42.746	30.203	1:12.949 (1)	80.95		12:31:03.838	

P25 10		Mike BRUNSDON		Kawasaki NINJA 400 - CF Fairford			
IDEAL LAP TIME : 1:15.187		BEST LAP TIME : 1:15.187		DIFFERENCE : 0.000			
LAP	SECTOR 1	SECTOR 2	LAP TIME	MPH	DIFF	TIME OF DAY	
1 -		33.801	1:26.437	68.32	11.250	12:22:14.516	
2 -	47.612	32.116	1:19.728	74.07	4.541	12:23:34.244	
3 -	45.075	31.223	1:16.298 (3)	77.40	1.111	12:24:50.542	
4 -	44.918	32.603	1:17.521	76.18	2.334	12:26:08.063	
5 -	45.529	31.512	1:17.041	76.65	1.854	12:27:25.104	
6 -	44.886	31.256	1:16.142 (2)	77.56	0.955	12:28:41.246	
7 -	44.090	31.097	1:15.187 (1)	78.54		12:29:56.433	

BMCRC - MRO Championships 2022 - Rnd 2 @ Silverstone National

EDlasia Formula 400 & Blue Haze GP

RACE 8 - SECTOR ANALYSIS



SECTOR 1 = FL to I1, SECTOR 2 = I1 to FL, DIFF = Difference To Personal Best Lap, P = Crossed Finish Line in Pit Lane, D = Time Disallowed

P26		97 S		Nicholas TAIG		Honda VFR400 NC30 - RST, Bell Helmets UK	
IDEAL LAP TIME : 1:16.989		BEST LAP TIME : 1:17.096		DIFFERENCE : 0.107			
LAP	SECTOR 1	SECTOR 2	LAP TIME	MPH	DIFF	TIME OF DAY	
1 -		32.733	1:22.969	71.17	5.873	12:22:11.048	
2 -	45.027	33.530	1:18.557	75.17	1.461	12:23:29.605	
3 -	45.510	33.735	1:19.245	74.52	2.149	12:24:48.850	
4 -	45.618	33.041	1:18.659	75.07	1.563	12:26:07.509	
5 -	44.798	33.041	1:17.839 (2)	75.87	0.743	12:27:25.348	
6 -	44.568	32.528	1:17.096 (1)	76.60		12:28:42.444	
7 -	44.461	33.719	1:18.180 (3)	75.53	1.084	12:30:00.624	

P27		29 GP		Dom HERBERTSON		Honda NSR250 - Davies Motorsport	
IDEAL LAP TIME : 1:22.874		BEST LAP TIME : 1:22.874		DIFFERENCE : 0.000			
LAP	SECTOR 1	SECTOR 2	LAP TIME	MPH	DIFF	TIME OF DAY	
1 -		37.214	1:32.328	63.96	9.454	12:22:20.407	
2 -	48.800	34.074	1:22.874 (1)	71.26		12:23:43.281	

P28		3 GP		Tom BARRETT		Honda RS250 - The Two Stroke Workshop	
IDEAL LAP TIME : 1:26.641		BEST LAP TIME :		DIFFERENCE :			
LAP	SECTOR 1	SECTOR 2	LAP TIME	MPH	DIFF	TIME OF DAY	
1 -		32.675	1:24.437	69.94		12:22:12.516	
2 -	53.966	IN PIT	1:42.774 P	57.46		12:23:55.290	

BMCRC - MRO Championships 2022 - Rnd 2 @ Silverstone National

EDlasia Formula 400 & Blue Haze GP

RACE 8 - BEST SECTORS

SECTOR 1			SECTOR 2			IDEAL / BEST COMPARISON						
POS	NO	NAME	TIME	NO	NAME	TIME	POS	NO	NAME	IDEAL	BEST	DIFF
									PERFECT LAP	1:05.325		
1	0	TOLAND	38.550	23	ELLIS	26.775	1	0	TOLAND	1:06.233	1:06.429	0.196
2	7	DUNN	38.648	31	JONES	26.880	2	7	DUNN	1:06.316	1:06.316	0.000
3	48	WELSH	39.466	33	JOHNSTONE	27.515	3	23	ELLIS	1:06.455	1:06.896	0.441
4	31	JONES	39.603	7	DUNN	27.668	4	31	JONES	1:06.483	1:06.601	0.118
5	23	ELLIS	39.680	0	TOLAND	28.683	5	33	JOHNSTONE	1:07.239	1:07.239	0.000
6	33	JOHNSTONE	39.724	64	ELLIS	28.007	6	48	WELSH	1:07.903	1:07.903	0.000
7	64	ELLIS	40.038	74	SMART-WEEDEN	28.110	7	64	ELLIS	1:08.045	1:08.065	0.020
8	27	HAYWARD	40.529	127	BEACH	28.140	8	127	BEACH	1:08.837	1:08.837	0.000
9	196	KIRSCH	40.681	196	KIRSCH	28.377	9	196	KIRSCH	1:09.058	1:09.058	0.000
10	127	BEACH	40.697	48	WELSH	28.437	10	74	SMART-WEEDEN	1:09.256	1:09.382	0.126
11	99	THOMAS	40.831	25	SMITH	28.454	11	27	HAYWARD	1:09.271	1:09.271	0.000
12	74	SMART-WEEDEN	41.146	99	THOMAS	28.543	12	99	THOMAS	1:09.374	1:09.484	0.110
13	25	SMITH	41.182	81	WALKER	28.740	13	25	SMITH	1:09.636	1:09.727	0.091
14	222	EPPS	41.407	27	HAYWARD	28.742	14	81	WALKER	1:10.219	1:10.361	0.142
15	351	DIGBY-BAKER	41.470	175	LILLY	28.748	15	175	LILLY	1:10.220	1:11.365	1.145
16	175	LILLY	41.472	17	HIRST	28.758	16	17	HIRST	1:10.333	1:10.755	0.422
17	81	WALKER	41.479	119	O'MARA	28.923	17	222	EPPS	1:10.804	1:10.857	0.053
18	60	GOUGH	41.552	222	EPPS	29.397	18	351	DIGBY-BAKER	1:11.089	1:11.136	0.047
19	17	HIRST	41.575	56	MARSH	29.595	19	119	O'MARA	1:11.122	1:11.122	0.000
20	56	MARSH	41.615	351	DIGBY-BAKER	29.619	20	56	MARSH	1:11.210	1:11.888	0.678
21	119	O'MARA	42.199	247	HEALEY	30.116	21	60	GOUGH	1:11.738	1:11.802	0.064
22	1	SEATH	42.625	60	GOUGH	30.186	22	247	HEALEY	1:12.862	1:12.949	0.087
23	247	HEALEY	42.746	1	SEATH	30.491	23	1	SEATH	1:13.116	1:13.116	0.000
24	24	GODZISZ	42.985	24	GODZISZ	30.843	24	24	GODZISZ	1:13.828	1:13.828	0.000
25	10	BRUNSDON	44.090	10	BRUNSDON	31.097	25	10	BRUNSDON	1:15.187	1:15.187	0.000
26	97	TAIG	44.461	97	TAIG	32.528	26	97	TAIG	1:16.989	1:17.096	0.107
27	29	HERBERTSON	48.800	3	BARRETT	32.675	27	29	HERBERTSON	1:22.874	1:22.874	0.000
28	3	BARRETT	53.966	29	HERBERTSON	34.074	28	3	BARRETT	1:26.641		
29												

BMCRC - MRO Championships 2022 - Rnd 2 @ Silverstone National

EDlasia Formula 400 & Blue Haze GP

RACE 8 - STATISTICS

Competitors Started	28
Planned Start	2022-04-03 @ 11:40:00.000
Actual Start	2022-04-03 @ 12:20:48.078
Finish Time	2022-04-03 @ 12:29:54.946
Track Length	1.6404mi.
Total Laps	210
Total Distance Covered	344.4973mi.

Session Fastest Lap History

NO	CL	NAME	LAP TIME	TIME OF DAY	LAP	VEHICLE
33	S	Carl JOHNSTONE	1:09.767	12:23:11.688	2	Yamaha FZR400RR
7	GP	Bruce DUNN	1:07.860	12:24:19.646	3	Yamaha TZ250
23		Joe ELLIS	1:07.596	12:25:28.372	4	Kawasaki NINJA 400 (JSS)
0	GP	Paul TOLAND	1:06.871	12:25:31.037	4	Yamaha TZ250 4TW
0	GP	Paul TOLAND	1:06.677	12:26:37.716	5	Yamaha TZ250 4TW
31		Lewis JONES	1:06.601	12:27:43.100	6	Ninja NINJA 400 (JSS)
0	GP	Paul TOLAND	1:06.429	12:27:44.143	6	Yamaha TZ250 4TW
7	GP	Bruce DUNN	1:06.316	12:28:48.112	7	Yamaha TZ250

Session Leader History

NO	CL	NAME	FROM LAP	LAPS LED	DISTANCE	VEHICLE
23		Joe ELLIS	1	1	1.64 miles	Kawasaki NINJA 400 (JSS)
33	S	Carl JOHNSTONE	2	1	1.64 miles	Yamaha FZR400RR
7	GP	Bruce DUNN	3	6	9.84 miles	Yamaha TZ250

Flag History

TYPE	TIME OF DAY
GREEN	12:20:48.078
FINISH	12:29:54.946

Flag Statistics

TYPE	COUNT	TOTAL LAPS	TOTAL TIME
Green	1	8	10:44.889
Red	0	0	0.000
Safety Car	0	0	0.000
FCY	0	0	0.000

BMCRC - MRO Championships 2022 - Rnd 2 @ Silverstone National

EDlasia Formula 400 & Blue Haze GP

RACE 8 - STATISTICS

CLASS :

13 Starters

Fastest Lap History

NO	NAME	LAP TIME	TIME OF DAY	LAP	VEHICLE
23	Joe ELLIS	1:10.786	12:23:12.474	2	Kawasaki NINJA 400 (JSS)
31	Lewis JONES	1:10.347	12:23:12.816	2	Ninja NINJA 400 (JSS)
23	Joe ELLIS	1:08.302	12:24:20.775	3	Kawasaki NINJA 400 (JSS)
31	Lewis JONES	1:08.080	12:24:20.896	3	Ninja NINJA 400 (JSS)
23	Joe ELLIS	1:07.596	12:25:28.372	4	Kawasaki NINJA 400 (JSS)
23	Joe ELLIS	1:07.415	12:26:35.787	5	Kawasaki NINJA 400 (JSS)
31	Lewis JONES	1:06.601	12:27:43.100	6	Ninja NINJA 400 (JSS)

Leader History

NO	NAME	FROM LAP	LAPS LED	DISTANCE	VEHICLE
23	Joe ELLIS	1	5	8.20 miles	Kawasaki NINJA 400 (JSS)
31	Lewis JONES	6	2	3.28 miles	Ninja NINJA 400 (JSS)
23	Joe ELLIS	8	1	1.64 miles	Kawasaki NINJA 400 (JSS)

BMCRC - MRO Championships 2022 - Rnd 2 @ Silverstone National

EDlasia Formula 400 & Blue Haze GP

RACE 8 - STATISTICS

CLASS : S

7 Starters

Fastest Lap History

NO	NAME	LAP TIME	TIME OF DAY	LAP	VEHICLE
33	Carl JOHNSTONE	1:09.767	12:23:11.688	2	Yamaha FZR400RR
33	Carl JOHNSTONE	1:08.898	12:24:20.588	3	Yamaha FZR400RR
33	Carl JOHNSTONE	1:08.162	12:25:28.754	4	Yamaha FZR400RR
33	Carl JOHNSTONE	1:07.806	12:26:36.554	5	Yamaha FZR400RR
33	Carl JOHNSTONE	1:07.239	12:27:43.794	6	Yamaha FZR400RR

Leader History

NO	NAME	FROM LAP	LAPS LED	DISTANCE	VEHICLE
33	Carl JOHNSTONE	1	8	13.12 miles	Yamaha FZR400RR

BMCRC - MRO Championships 2022 - Rnd 2 @ Silverstone National

EDlasia Formula 400 & Blue Haze GP

RACE 8 - STATISTICS

CLASS : S/R

1 Starters

Fastest Lap History

NO	NAME	LAP TIME	TIME OF DAY	LAP	VEHICLE
25	Haydon SMITH	1:11.629	12:23:14.956	2	Kawasaki ZXR400
25	Haydon SMITH	1:10.410	12:24:25.366	3	Kawasaki ZXR400
25	Haydon SMITH	1:10.398	12:25:35.764	4	Kawasaki ZXR400
25	Haydon SMITH	1:09.727	12:27:56.198	6	Kawasaki ZXR400

Leader History

NO	NAME	FROM LAP	LAPS LED	DISTANCE	VEHICLE
25	Haydon SMITH	1	8	13.12 miles	Kawasaki ZXR400

BMCRC - MRO Championships 2022 - Rnd 2 @ Silverstone National

EDlasia Formula 400 & Blue Haze GP

RACE 8 - STATISTICS

CLASS : R

1 Starters

Fastest Lap History

NO	NAME	LAP TIME	TIME OF DAY	LAP	VEHICLE
56	Phil MARSH	1:15.047	12:23:23.584	2	Kawasaki ZXR400
56	Phil MARSH	1:13.871	12:24:37.454	3	Kawasaki ZXR400
56	Phil MARSH	1:12.995	12:25:50.448	4	Kawasaki ZXR400
56	Phil MARSH	1:12.903	12:28:17.109	6	Kawasaki ZXR400
56	Phil MARSH	1:12.694	12:29:29.804	7	Kawasaki ZXR400
56	Phil MARSH	1:11.888	12:30:41.691	8	Kawasaki ZXR400

Leader History

NO	NAME	FROM LAP	LAPS LED	DISTANCE	VEHICLE
56	Phil MARSH	1	8	13.12 miles	Kawasaki ZXR400

BMCRC - MRO Championships 2022 - Rnd 2 @ Silverstone National

EDlasia Formula 400 & Blue Haze GP

RACE 8 - STATISTICS

CLASS : GP

6 Starters

Fastest Lap History

NO	NAME	LAP TIME	TIME OF DAY	LAP	VEHICLE
7	Bruce DUNN	1:10.047	12:23:11.786	2	Yamaha TZ250
7	Bruce DUNN	1:07.860	12:24:19.646	3	Yamaha TZ250
0	Paul TOLAND	1:06.871	12:25:31.037	4	Yamaha TZ250 4TW
0	Paul TOLAND	1:06.677	12:26:37.716	5	Yamaha TZ250 4TW
0	Paul TOLAND	1:06.429	12:27:44.143	6	Yamaha TZ250 4TW
7	Bruce DUNN	1:06.316	12:28:48.112	7	Yamaha TZ250

Leader History

NO	NAME	FROM LAP	LAPS LED	DISTANCE	VEHICLE
7	Bruce DUNN	1	8	13.12 miles	Yamaha TZ250

BMCRC - MRO Championships 2022 - Rnd 2 @ Silverstone National



EDlasia Formula 400 & Blue Haze GP



RACE 18 - GRID (8 Laps)

ROW 13				37	67	Paul METCALFE				
ROW 12	36	14	James McMANUS	35	73	Colvin TURNER	34	32	Conor MURRAY	
ROW 11		33	88	George PRINOS	32	70	Andrew BURSCOUGH	31	8	Phil ATKINSON
ROW 10	30	117	Stuart HALL	29	51	Kevin WHOLEY	28	3	Tom BARRETT	
ROW 9		27	29	Dom HERBERTSON	26	97	Nicholas TAIG	25	10	Mike BRUNSDON
ROW 8	24	24	Harley GODZISZ	23	1	James SEATH	22	247	Lee HEALEY	
ROW 7		21	56	Phil MARSH	20	60	Daniel GOUGH	19	175	Aaron LILLY
ROW 6	18	351	Sam DIGBY-BAKER	17	119	James O'MARA	16	222	Matt EPPS	
ROW 5		15	17	Sam HIRST	14	81	Keo WALKER	13	25	Haydon SMITH
ROW 4	12	99	Annabel THOMAS	11	74	Finn SMART-WEEDEN	10	27	Richard HAYWARD	
ROW 3		9	196	Jack KIRSCH	8	127	Calum BEACH	7	64	Phil ELLIS
ROW 2	6	48	Richie WELSH	5	33	Carl JOHNSTONE	4	23	Joe ELLIS	
ROW 1		3	31	Lewis JONES	2	0	Paul TOLAND	1	7	Bruce DUNN

Pole

Silverstone National: 1.6404 miles

These results are provisional until the conclusion of any judicial and technical matters.

Clerk Of Course :	Stewards :	Timekeeper : Craig Smith
-------------------	------------	--------------------------

Results can be found at www.tsl-timing.com

Printed - 12:34 Sunday, 03 April 2022



BMCRC - MRO Championships 2022 - Rnd 2 @ Silverstone National



EDlasia Formula 400 & Blue Haze GP



RACE 18 - CLASSIFICATION

POS	NO	CL	PIC NAME	ENTRY	LAPS	TIME	GAP	DIFF	MPH	BEST	ON
1	7	GP	1 Bruce DUNN	Yamaha TZ250 - Bilstein UK	8	8:28.798			92.85	1:02.763	4
2	8	GP	2 Phil ATKINSON	Yamaha TZ350 - ROSE MOT	8	8:46.682	17.884	17.884	89.70	1:04.347	4
3	48		1 Richie WELSH	Yamaha FZR 400 RRSP - EDEN'S BABY EXPERIE	8	8:50.096	21.298	3.414	89.12	1:05.192	3
4	23		2 Joe ELLIS	Kawasaki NINJA 400 (JSS) - Jpr	8	8:50.572	21.774	0.476	89.04	1:05.282	6
5	31		3 Lewis JONES	Ninja NINJA 400 (JSS) - 151 s	8	8:50.640	21.842	0.068	89.03	1:05.262	6
6	127		4 Calum BEACH	Kawasaki NINJA 400 (JSS) - Upvc outlet	8	8:50.885	22.087	0.245	88.99	1:05.136	8
7	64	GP	3 Phil ELLIS	Yamaha TZ250B -	8	8:51.316	22.518	0.431	88.92	1:05.386	6
8	74		5 Finn SMART-WEEDEN	Kawasaki NINJA 400 (JSS) - Mum and Dad	8	8:56.488	27.690	5.172	88.06	1:06.097	8
9	0	GP	4 Paul TOLAND	Yamaha TZ250 4TW - Kippers keys	8	8:57.396	28.598	0.908	87.91	1:06.992	6
10	25	S/R	1 Haydon SMITH	Kawasaki ZXR400 - HI-Precision Engineering Ltd	8	8:58.004	29.206	0.608	87.81	1:05.910	7
11	27	S	1 Richard HAYWARD	Yamaha TZR - Hazel Motors/ Gforce	8	8:58.179	29.381	0.175	87.78	1:06.079	6
12	33	S	2 Carl JOHNSTONE	Yamaha FZR400RR - EDlasia	8	8:59.187	30.389	1.008	87.62	1:06.625	8
13	99		6 Annabel THOMAS	Kawasaki NINJA 400 (JSS) - Four Anjels Racing	8	9:02.506	33.708	3.319	87.08	1:06.945	6
14	1		7 James SEATH	Kawasaki ZXR400 L9 - Ovenden Earthmoving	8	9:05.948	37.150	3.442	86.53	1:07.030	5
15	81		8 Keo WALKER	Kawasaki NINJA 400 (JSS) - Koku-Shi	8	9:06.643	37.845	0.695	86.42	1:07.100	7
16	196		9 Jack KIRSCH	Kawasaki NINJA 400 (JSS) - Dad	8	9:06.857	38.059	0.214	86.39	1:07.432	2
17	17		10 Sam HIRST	Kawasaki NINJA - Valley Racing	8	9:07.020	38.222	0.163	86.36	1:06.643	6
18	175		11 Aaron LILLY	Yamaha R3 - AL Graphics	8	9:07.245	38.447	0.225	86.33	1:07.056	6
19	222	S	3 Matt EPPS	Kawasaki ZXR400 - M.E Vehicle Repairs	8	9:12.671	43.873	5.426	85.48	1:07.594	6
20	351	S	4 Sam DIGBY-BAKER	Kawasaki ZXR400 -	8	9:19.384	50.586	6.713	84.45	1:08.761	4
21	119		12 James O'MARA	Kawasaki NINJA 400 - BRP Machining Ltd	8	9:27.564	58.766	8.180	83.24	1:09.741	4
22	70	S	5 Andrew BURSCOUGH	Yamaha YPVS 350 - Apollo/Merlin/Abbey/Martitaniur	8	9:33.346	1:04.548	5.782	82.40	1:10.518	8
23	56	R	1 Phil MARSH	Kawasaki ZXR400 -	8	9:34.186	1:05.388	0.840	82.28	1:10.463	8
24	247	S	6 Lee HEALEY	Suzuki VJ22 -	8	9:34.676	1:05.878	0.490	82.21	1:10.624	4
25	24	S	7 Harley GODZISZ	Honda NC30 - Kamper Security	8	9:35.083	1:06.285	0.407	82.15	1:10.535	7
26	60	GP	5 Daniel GOUGH	Yamaha TZ250 - Kieran Lewis/G Force Mc	8	9:35.240	1:06.442	0.157	82.13	1:10.177	8
27	88	GP	6 George PRINOS	Yamaha TZ250 - KAPPA PLANNING LTD	7	8:40.612	1 Lap	1 Lap	79.40	1:12.671	3
28	10		13 Mike BRUNSDON	Kawasaki NINJA 400 - CF Fairford	7	8:41.337	1 Lap	0.725	79.29	1:13.094	5
29	97	S	8 Nicholas TAIG	Honda VFR400 NC30 - RST, Bell Helmets UK	7	8:46.359	1 Lap	5.022	78.53	1:13.286	3

NOT CLASSIFIED

DNF	51	GP	Kevin WHOLEY	Yamaha TZ250 - Twistgrip Motorcycles	2	2:41.401	6 Laps	5 Laps	73.18		
-----	----	----	--------------	--------------------------------------	---	----------	--------	--------	-------	--	--

FASTEST LAP

7	GP	Bruce DUNN	Yamaha TZ250 - Bilstein UK	4	1:02.763	94.09 mph	151.43 kph
127		Calum BEACH	Kawasaki NINJA 400 (JSS) - Upvc outlet	8	1:05.136	90.66 mph	145.91 kph
25	S/R	Haydon SMITH	Kawasaki ZXR400 - HI-Precision Engineering Ltd	7	1:05.910	89.60 mph	144.20 kph
27	S	Richard HAYWARD	Yamaha TZR - Hazel Motors/ Gforce	6	1:06.079	89.37 mph	143.83 kph
56	R	Phil MARSH	Kawasaki ZXR400 -	8	1:10.463	83.81 mph	134.88 kph

Class GP - 92.5% of Race Speed = 85.88 mph

Class - 92.5% of Race Speed = 82.43 mph

Class S/R - 92.5% of Race Speed = 81.22 mph

Class S - 92.5% of Race Speed = 81.19 mph

Class R - 92.5% of Race Speed = 76.10 mph

Weather / Track : Cloudy / Dry

These results are provisional until the conclusion of any judicial and technical matters.

Race Distance: 8 Laps / 13.12 miles

Silverstone National: 1.6404 miles

Date: 03/04/2022 Start: 15:26 Finish: 15:35

Clerk Of Course :	Stewards :	Timekeeper : Craig Smith
-------------------	------------	--------------------------

Results can be found at www.tsl-timing.com

Printed - 15:38 Sunday, 03 April 2022



BMCRC - MRO Championships 2022 - Rnd 2 @ Silverstone National

EDlasia Formula 400 & Blue Haze GP

RACE 18 - LAP CHART

LAP 1 @ 15:28:04.152		
NO	BEHIND	LAP TIME
7		1:05.634
31	2.568	1:08.202
23	3.833	1:09.467
0	3.926	1:09.560
64	3.996	1:09.630
127	4.284	1:09.918
74	4.364	1:09.998
48	4.496	1:10.130
33	4.504	1:10.138
99	5.724	1:11.358
27	5.892	1:11.526
81	6.420	1:12.054
175	6.595	1:12.229
196	6.668	1:12.302
222	6.916	1:12.550
25	7.058	1:12.692
1	7.135	1:12.769
8	7.304	1:12.938
17	7.865	1:13.499
119	8.443	1:14.077
351	9.023	1:14.657
51	9.238	1:14.872
247	10.427	1:16.061
56	10.685	1:16.319
24	11.226	1:16.860
70	11.799	1:17.433
60	12.118	1:17.752
10	13.520	1:19.154
97	13.739	1:19.373
88	14.998	1:20.632

LAP 3 @ 15:30:11.529		
NO	BEHIND	LAP TIME
7		1:03.259
48	8.257	1:05.192
23	9.032	1:06.140
31	9.077	1:07.088
64	9.645	1:05.405
127	10.640	1:06.451
8	10.973	1:05.047
33	11.248	1:06.737
74	11.820	1:06.908
0	12.189	1:07.192
27	12.746	1:07.271
99	13.398	1:07.274
25	14.251	1:06.559
196	14.746	1:08.023
1	15.817	1:07.958
81	16.463	1:09.031
175	16.599	1:07.949
222	17.863	1:09.000
17	18.144	1:09.507
351	20.552	1:09.291
119	21.380	1:09.975
56	26.124	1:11.240
70	26.695	1:10.740
247	27.377	1:11.566
24	27.736	1:11.424
60	28.622	1:11.090
88	33.081	1:12.671
10	34.008	1:14.347
97	34.966	1:13.286

LAP 5 @ 15:32:17.234		
NO	BEHIND	LAP TIME
7		1:02.942
48	13.634	1:05.673
8	14.178	1:04.563
23	15.041	1:05.983
31	15.104	1:05.971
64	15.506	1:06.142
127	16.176	1:05.487
74	18.750	1:06.106
0	19.312	1:06.370
33	20.170	1:06.970
27	20.324	1:06.933
25	20.966	1:06.119
99	21.827	1:07.072
1	24.688	1:07.030
196	25.219	1:08.634
81	26.374	1:07.637
175	26.566	1:07.740
17	27.721	1:07.673
222	28.132	1:08.029
351	32.660	1:09.052
119	37.539	1:12.123
70	42.453	1:10.547
56	42.854	1:11.175
247	43.288	1:10.992
24	44.106	1:11.026
60	44.550	1:10.667
88	54.414	1:13.570
10	55.193	1:13.094
97	56.703	1:13.917

88	1 Lap	1:13.702
10	1 Lap	1:13.372
97	1 Lap	1:13.816
8	16.246	1:04.640
48	18.554	1:06.058
23	19.260	1:05.992
31	19.473	1:06.162
127	19.978	1:05.269
64	20.078	1:06.241
74	24.620	1:06.537
0	25.285	1:06.936
27	25.794	1:06.446
25	25.910	1:05.910
33	26.791	1:06.936
99	29.222	1:07.505
1	32.427	1:07.348
196	33.499	1:07.845
81	33.559	1:07.100
175	33.875	1:07.308
17	33.958	1:06.649
222	37.766	1:09.095
351	44.571	1:09.144
119	51.560	1:10.636
70	57.057	1:10.802
56	57.952	1:11.404
247	58.151	1:10.860
24	58.367	1:10.535
60	59.292	1:10.556

LAP 8 @ 15:35:27.316		
NO	BEHIND	LAP TIME

7		1:03.027
88	1 Lap	1:13.780
10	1 Lap	1:14.056
97	1 Lap	1:17.124
8	17.884	1:04.665
48	21.298	1:05.771
23	21.774	1:05.541
31	21.842	1:05.396
127	22.087	1:05.136
64	22.518	1:05.467
74	27.690	1:06.097
0	28.598	1:06.340
25	29.206	1:06.323
27	29.381	1:06.614
33	30.389	1:06.625
99	33.708	1:07.513
1	37.150	1:07.750
81	37.845	1:07.313
196	38.059	1:07.587
17	38.222	1:07.291
175	38.447	1:07.599
222	43.873	1:09.134
351	50.586	1:09.042
119	58.766	1:10.233
70	1:04.548	1:10.518
56	1:05.388	1:10.463
247	1:05.878	1:10.754
24	1:06.285	1:10.945
60	1:06.442	1:10.177

LAP 2 @ 15:29:08.270		
NO	BEHIND	LAP TIME
7		1:04.118
31	5.248	1:06.798
23	6.151	1:06.436
48	6.324	1:05.946
127	7.448	1:07.282
64	7.499	1:07.621
33	7.770	1:07.384
74	8.171	1:07.925
0	8.256	1:08.448
27	8.734	1:06.960
8	9.185	1:05.999
99	9.383	1:07.777
196	9.982	1:07.432
81	10.691	1:08.389
25	10.951	1:08.011
1	11.118	1:08.101
17	11.896	1:08.149
175	11.909	1:09.432
222	12.122	1:09.324
351	14.520	1:09.615
119	14.664	1:10.339
56	18.143	1:11.576
247	19.070	1:12.761
70	19.214	1:11.533
24	19.571	1:12.463
60	20.791	1:12.791
10	22.920	1:13.518
88	23.669	1:12.789
97	24.939	1:15.318
51	31.649	1:26.529 P

LAP 4 @ 15:31:14.292		
NO	BEHIND	LAP TIME
7		1:02.763
48	10.903	1:05.409
23	12.000	1:05.731
31	12.075	1:05.761
64	12.306	1:05.424
8	12.557	1:04.347
127	13.631	1:05.754
74	15.586	1:06.529
0	15.884	1:06.458
33	16.142	1:07.657
27	16.333	1:06.350
99	17.697	1:07.062
25	17.789	1:06.301
196	19.527	1:07.544
1	20.600	1:07.546
81	21.679	1:07.979
175	21.768	1:07.932
17	22.990	1:07.609
222	23.045	1:07.945
351	26.550	1:08.761
119	28.358	1:09.741
56	34.621	1:11.260
70	34.848	1:10.916
247	35.238	1:10.624
24	36.022	1:11.049
60	36.825	1:10.966
88	43.786	1:13.468
10	45.041	1:13.796
97	45.728	1:13.525

LAP 6 @ 15:33:20.392		
NO	BEHIND	LAP TIME
7		1:03.158
8	15.503	1:04.483
48	16.393	1:05.917
23	17.165	1:05.282
31	17.208	1:05.262
64	17.734	1:05.386
127	18.606	1:05.588
74	21.980	1:06.388
0	22.246	1:06.092
27	23.245	1:06.079
33	23.752	1:06.740
25	23.897	1:06.089
99	25.614	1:06.945
1	28.976	1:07.446
196	29.551	1:07.490
81	30.356	1:07.140
175	30.464	1:07.056
17	31.206	1:06.643
222	32.568	1:07.594
351	39.324	1:09.822
119	44.821	1:10.440
70	50.152	1:10.857
56	50.445	1:10.749
247	51.188	1:11.058
24	51.729	1:10.781
60	52.633	1:11.241

LAP 7 @ 15:34:24.289		
NO	BEHIND	LAP TIME
7		1:03.897

BMCRG - MRO Championships 2022 - Rnd 2 @ Silverstone National

EDlasia Formula 400 & Blue Haze GP

RACE 18 - SECTOR ANALYSIS



SECTOR 1 = FL to I1, SECTOR 2 = I1 to FL, DIFF = Difference To Personal Best Lap, P = Crossed Finish Line in Pit Lane, D = Time Disallowed

P1		7 GP		Bruce DUNN		Yamaha TZ250 - Bilstein UK	
IDEAL LAP TIME : 1:02.742		BEST LAP TIME : 1:02.763		DIFFERENCE : 0.021			
LAP	SECTOR 1	SECTOR 2	LAP TIME	MPH	DIFF	TIME OF DAY	
1 -		26.518	1:05.634	89.97	2.871	15:28:04.152	
2 -	37.521	26.597	1:04.118	92.10	1.355	15:29:08.270	
3 -	37.132	26.127	1:03.259	93.35	0.496	15:30:11.529	
4 -	36.715	26.048	1:02.763 (1)	94.09		15:31:14.292	
5 -	36.890	26.052	1:02.942 (2)	93.82	0.179	15:32:17.234	
6 -	36.844	26.314	1:03.158	93.50	0.395	15:33:20.392	
7 -	36.728	27.169	1:03.897	92.42	1.134	15:34:24.289	
8 -	37.000	26.027	1:03.027 (3)	93.70	0.264	15:35:27.316	

P2		8 GP		Phil ATKINSON		Yamaha TZ350 - ROSE MOT	
IDEAL LAP TIME : 1:03.939		BEST LAP TIME : 1:04.347		DIFFERENCE : 0.408			
LAP	SECTOR 1	SECTOR 2	LAP TIME	MPH	DIFF	TIME OF DAY	
1 -		28.741	1:12.938	80.96	8.591	15:28:11.456	
2 -	39.025	26.974	1:05.999	89.48	1.652	15:29:17.455	
3 -	38.428	26.619	1:05.047	90.79	0.700	15:30:22.502	
4 -	37.651	26.696	1:04.347 (1)	91.77		15:31:26.849	
5 -	38.275	26.288	1:04.563 (3)	91.47	0.216	15:32:31.412	
6 -	37.885	26.598	1:04.483 (2)	91.58	0.136	15:33:35.895	
7 -	38.347	26.293	1:04.640	91.36	0.293	15:34:40.535	
8 -	38.226	26.439	1:04.665	91.32	0.318	15:35:45.200	

P3		48		Richie WELSH		Yamaha FZR 400 RRSP - EDEN'S BABY EXPERIENCES/ PETI	
IDEAL LAP TIME : 1:05.177		BEST LAP TIME : 1:05.192		DIFFERENCE : 0.015			
LAP	SECTOR 1	SECTOR 2	LAP TIME	MPH	DIFF	TIME OF DAY	
1 -		28.064	1:10.130	84.21	4.938	15:28:08.648	
2 -	38.873	27.073	1:05.946	89.55	0.754	15:29:14.594	
3 -	38.499	26.693	1:05.192 (1)	90.58		15:30:19.786	
4 -	38.731	26.678	1:05.409 (2)	90.28	0.217	15:31:25.195	
5 -	38.543	27.130	1:05.673 (3)	89.92	0.481	15:32:30.868	
6 -	38.753	27.164	1:05.917	89.59	0.725	15:33:36.785	
7 -	38.848	27.210	1:06.058	89.40	0.866	15:34:42.843	
8 -	38.559	27.212	1:05.771	89.79	0.579	15:35:48.614	

P4		23		Joe ELLIS		Kawasaki NINJA 400 (JSS) - Jpr	
IDEAL LAP TIME : 1:05.274		BEST LAP TIME : 1:05.282		DIFFERENCE : 0.008			
LAP	SECTOR 1	SECTOR 2	LAP TIME	MPH	DIFF	TIME OF DAY	
1 -		27.392	1:09.467	85.01	4.185	15:28:07.985	
2 -	40.007	26.429	1:06.436	88.89	1.154	15:29:14.421	
3 -	39.313	26.827	1:06.140	89.29	0.858	15:30:20.561	
4 -	39.180	26.551	1:05.731 (3)	89.84	0.449	15:31:26.292	
5 -	39.306	26.677	1:05.983	89.50	0.701	15:32:32.275	
6 -	39.013	26.269	1:05.282 (1)	90.46		15:33:37.557	
7 -	39.399	26.593	1:05.992	89.49	0.710	15:34:43.549	
8 -	39.005	26.536	1:05.541 (2)	90.10	0.259	15:35:49.090	

P5		31		Lewis JONES		Ninja NINJA 400 (JSS) - 151 s	
IDEAL LAP TIME : 1:05.245		BEST LAP TIME : 1:05.262		DIFFERENCE : 0.017			
LAP	SECTOR 1	SECTOR 2	LAP TIME	MPH	DIFF	TIME OF DAY	
1 -		26.933	1:08.202	86.59	2.940	15:28:06.720	
2 -	40.033	26.765	1:06.798	88.41	1.536	15:29:13.518	
3 -	39.860	27.228	1:07.088	88.02	1.826	15:30:20.606	
4 -	39.175	26.586	1:05.761 (3)	89.80	0.499	15:31:26.367	
5 -	39.378	26.593	1:05.971	89.51	0.709	15:32:32.338	
6 -	38.948	26.314	1:05.262 (1)	90.49		15:33:37.600	
7 -	39.865	26.297	1:06.162	89.26	0.900	15:34:43.762	
8 -	38.972	26.424	1:05.396 (2)	90.30	0.134	15:35:49.158	

BMCRG - MRO Championships 2022 - Rnd 2 @ Silverstone National

EDlasia Formula 400 & Blue Haze GP

RACE 18 - SECTOR ANALYSIS



SECTOR 1 = FL to I1, SECTOR 2 = I1 to FL, DIFF = Difference To Personal Best Lap, P = Crossed Finish Line in Pit Lane, D = Time Disallowed

P6 127		Calum BEACH		Kawasaki NINJA 400 (JSS) - Upvc outlet		
IDEAL LAP TIME : 1:05.113		BEST LAP TIME : 1:05.136		DIFFERENCE : 0.023		
LAP	SECTOR 1	SECTOR 2	LAP TIME	MPH	DIFF	TIME OF DAY
1 -		27.558	1:09.918	84.46	4.782	15:28:08.436
2 -	40.305	26.977	1:07.282	87.77	2.146	15:29:15.718
3 -	39.755	26.696	1:06.451	88.87	1.315	15:30:22.169
4 -	39.120	26.634	1:05.754	89.81	0.618	15:31:27.923
5 -	39.136	26.351	1:05.487 (3)	90.18	0.351	15:32:33.410
6 -	38.939	26.649	1:05.588	90.04	0.452	15:33:38.998
7 -	38.847	26.422	1:05.269 (2)	90.48	0.133	15:34:44.267
8 -	38.762	26.374	1:05.136 (1)	90.66		15:35:49.403

P7 64 GP		Phil ELLIS		Yamaha TZ250B -		
IDEAL LAP TIME : 1:05.126		BEST LAP TIME : 1:05.386		DIFFERENCE : 0.260		
LAP	SECTOR 1	SECTOR 2	LAP TIME	MPH	DIFF	TIME OF DAY
1 -		27.996	1:09.630	84.81	4.244	15:28:08.148
2 -	40.179	27.442	1:07.621	87.33	2.235	15:29:15.769
3 -	38.476	26.929	1:05.405 (2)	90.29	0.019	15:30:21.174
4 -	38.541	26.883	1:05.424 (3)	90.26	0.038	15:31:26.598
5 -	39.336	26.806	1:06.142	89.28	0.756	15:32:32.740
6 -	38.736	26.650	1:05.386 (1)	90.32		15:33:38.126
7 -	39.061	27.180	1:06.241	89.15	0.855	15:34:44.367
8 -	38.786	26.681	1:05.467	90.20	0.081	15:35:49.834

P8 74		Finn SMART-WEEDEN		Kawasaki NINJA 400 (JSS) - Mum and Dad		
IDEAL LAP TIME : 1:06.042		BEST LAP TIME : 1:06.097		DIFFERENCE : 0.055		
LAP	SECTOR 1	SECTOR 2	LAP TIME	MPH	DIFF	TIME OF DAY
1 -		27.762	1:09.998	84.36	3.901	15:28:08.516
2 -	41.040	26.885	1:07.925	86.94	1.828	15:29:16.441
3 -	39.378	27.530	1:06.908	88.26	0.811	15:30:23.349
4 -	39.432	27.097	1:06.529	88.76	0.432	15:31:29.878
5 -	39.442	26.664	1:06.106 (2)	89.33	0.009	15:32:35.984
6 -	39.640	26.748	1:06.388 (3)	88.95	0.291	15:33:42.372
7 -	39.770	26.767	1:06.537	88.75	0.440	15:34:48.909
8 -	39.431	26.666	1:06.097 (1)	89.34		15:35:55.006

P9 0 GP		Paul TOLAND		Yamaha TZ250 4TW - Kippers keys		
IDEAL LAP TIME : 1:06.029		BEST LAP TIME : 1:06.092		DIFFERENCE : 0.063		
LAP	SECTOR 1	SECTOR 2	LAP TIME	MPH	DIFF	TIME OF DAY
1 -		28.760	1:09.560	84.90	3.468	15:28:08.078
2 -	40.466	27.982	1:08.448	86.27	2.356	15:29:16.526
3 -	39.228	27.964	1:07.192	87.89	1.100	15:30:23.718
4 -	38.579	27.879	1:06.458	88.86	0.366	15:31:30.176
5 -	38.916	27.454	1:06.370 (3)	88.98	0.278	15:32:36.546
6 -	38.642	27.450	1:06.092 (1)	89.35		15:33:42.638
7 -	39.274	27.662	1:06.936	88.22	0.844	15:34:49.574
8 -	38.833	27.507	1:06.340 (2)	89.02	0.248	15:35:55.914

P10 25 S/R		Haydon SMITH		Kawasaki ZXR400 - HI-Precision Engineering Ltd		
IDEAL LAP TIME : 1:05.658		BEST LAP TIME : 1:05.910		DIFFERENCE : 0.252		
LAP	SECTOR 1	SECTOR 2	LAP TIME	MPH	DIFF	TIME OF DAY
1 -		28.761	1:12.692	81.24	6.782	15:28:11.210
2 -	40.160	27.851	1:08.011	86.83	2.101	15:29:19.221
3 -	39.257	27.302	1:06.559	88.72	0.649	15:30:25.780
4 -	38.822	27.479	1:06.301	89.07	0.391	15:31:32.081
5 -	38.967	27.152	1:06.119 (3)	89.31	0.209	15:32:38.200
6 -	38.506	27.583	1:06.089 (2)	89.35	0.179	15:33:44.289
7 -	38.554	27.356	1:05.910 (1)	89.60		15:34:50.199
8 -	38.705	27.618	1:06.323	89.04	0.413	15:35:56.522

BMCRG - MRO Championships 2022 - Rnd 2 @ Silverstone National

EDlasia Formula 400 & Blue Haze GP

RACE 18 - SECTOR ANALYSIS



SECTOR 1 = FL to I1, SECTOR 2 = I1 to FL, DIFF = Difference To Personal Best Lap, P = Crossed Finish Line in Pit Lane, D = Time Disallowed

P11 27 S		Richard HAYWARD		Yamaha TZR - Hazel Motors/ Gforce			
IDEAL LAP TIME : 1:06.036		BEST LAP TIME : 1:06.079		DIFFERENCE : 0.043			
LAP	SECTOR 1	SECTOR 2	LAP TIME	MPH	DIFF	TIME OF DAY	
1 -		28.211	1:11.526	82.56	5.447	15:28:10.044	
2 -	39.393	27.567	1:06.960	88.19	0.881	15:29:17.004	
3 -	39.662	27.609	1:07.271	87.78	1.192	15:30:24.275	
4 -	38.908	27.442	1:06.350 (2)	89.00	0.271	15:31:30.625	
5 -	39.463	27.470	1:06.933	88.23	0.854	15:32:37.558	
6 -	38.721	27.358	1:06.079 (1)	89.37		15:33:43.637	
7 -	38.829	27.617	1:06.446 (3)	88.87	0.367	15:34:50.083	
8 -	39.299	27.315	1:06.614	88.65	0.535	15:35:56.697	

P12 33 S		Carl JOHNSTONE		Yamaha FZR400RR - EDlasia			
IDEAL LAP TIME : 1:06.500		BEST LAP TIME : 1:06.625		DIFFERENCE : 0.125			
LAP	SECTOR 1	SECTOR 2	LAP TIME	MPH	DIFF	TIME OF DAY	
1 -		27.754	1:10.138	84.20	3.513	15:28:08.656	
2 -	40.033	27.351	1:07.384	87.64	0.759	15:29:16.040	
3 -	39.436	27.301	1:06.737 (2)	88.49	0.112	15:30:22.777	
4 -	39.931	27.726	1:07.657	87.28	1.032	15:31:30.434	
5 -	39.520	27.450	1:06.970	88.18	0.345	15:32:37.404	
6 -	39.199	27.541	1:06.740 (3)	88.48	0.115	15:33:44.144	
7 -	39.496	27.440	1:06.936	88.22	0.311	15:34:51.080	
8 -	39.312	27.313	1:06.625 (1)	88.64		15:35:57.705	

P13 99		Annabel THOMAS		Kawasaki NINJA 400 (JSS) - Four Anjels Racing			
IDEAL LAP TIME : 1:06.815		BEST LAP TIME : 1:06.945		DIFFERENCE : 0.130			
LAP	SECTOR 1	SECTOR 2	LAP TIME	MPH	DIFF	TIME OF DAY	
1 -		27.905	1:11.358	82.76	4.413	15:28:09.876	
2 -	39.860	27.917	1:07.777	87.13	0.832	15:29:17.653	
3 -	39.548	27.726	1:07.274	87.78	0.329	15:30:24.927	
4 -	39.614	27.448	1:07.062 (2)	88.06	0.117	15:31:31.989	
5 -	39.709	27.363	1:07.072 (3)	88.04	0.127	15:32:39.061	
6 -	39.452	27.493	1:06.945 (1)	88.21		15:33:46.006	
7 -	39.764	27.741	1:07.505	87.48	0.560	15:34:53.511	
8 -	39.957	27.556	1:07.513	87.47	0.568	15:36:01.024	

P14 1		James SEATH		Kawasaki ZXR400 L9 - Ovenden Earthmoving			
IDEAL LAP TIME : 1:07.006		BEST LAP TIME : 1:07.030		DIFFERENCE : 0.024			
LAP	SECTOR 1	SECTOR 2	LAP TIME	MPH	DIFF	TIME OF DAY	
1 -		28.826	1:12.769	81.15	5.739	15:28:11.287	
2 -	40.578	27.523	1:08.101	86.71	1.071	15:29:19.388	
3 -	40.064	27.894	1:07.958	86.90	0.928	15:30:27.346	
4 -	40.102	27.444	1:07.546	87.43	0.516	15:31:34.892	
5 -	39.562	27.468	1:07.030 (1)	88.10		15:32:41.922	
6 -	39.673	27.773	1:07.446 (3)	87.56	0.416	15:33:49.368	
7 -	39.763	27.585	1:07.348 (2)	87.68	0.318	15:34:56.716	
8 -	39.669	28.081	1:07.750	87.16	0.720	15:36:04.466	

P15 81		Keo WALKER		Kawasaki NINJA 400 (JSS) - Koku-Shi			
IDEAL LAP TIME : 1:06.915		BEST LAP TIME : 1:07.100		DIFFERENCE : 0.185			
LAP	SECTOR 1	SECTOR 2	LAP TIME	MPH	DIFF	TIME OF DAY	
1 -		28.424	1:12.054	81.96	4.954	15:28:10.572	
2 -	40.861	27.528	1:08.389	86.35	1.289	15:29:18.961	
3 -	41.386	27.645	1:09.031	85.55	1.931	15:30:27.992	
4 -	40.389	27.590	1:07.979	86.87	0.879	15:31:35.971	
5 -	40.296	27.341	1:07.637	87.31	0.537	15:32:43.608	
6 -	40.125	27.015	1:07.140 (2)	87.96	0.040	15:33:50.748	
7 -	39.900	27.200	1:07.100 (1)	88.01		15:34:57.848	
8 -	40.229	27.084	1:07.313 (3)	87.73	0.213	15:36:05.161	

BMCRC - MRO Championships 2022 - Rnd 2 @ Silverstone National

EDlasia Formula 400 & Blue Haze GP

RACE 18 - SECTOR ANALYSIS



SECTOR 1 = FL to I1, SECTOR 2 = I1 to FL, DIFF = Difference To Personal Best Lap, P = Crossed Finish Line in Pit Lane, D = Time Disallowed

P16 196		Jack KIRSCH		Kawasaki NINJA 400 (JSS) - Dad			
IDEAL LAP TIME : 1:07.301		BEST LAP TIME : 1:07.432		DIFFERENCE : 0.131			
LAP	SECTOR 1	SECTOR 2	LAP TIME	MPH	DIFF	TIME OF DAY	
1 -		28.562	1:12.302	81.68	4.870	15:28:10.820	
2 -	40.259	27.173	1:07.432 (1)	87.57		15:29:18.252	
3 -	40.154	27.869	1:08.023	86.81	0.591	15:30:26.275	
4 -	40.194	27.350	1:07.544 (3)	87.43	0.112	15:31:33.819	
5 -	40.620	28.014	1:08.634	86.04	1.202	15:32:42.453	
6 -	40.128	27.362	1:07.490 (2)	87.50	0.058	15:33:49.943	
7 -	40.430	27.415	1:07.845	87.04	0.413	15:34:57.788	
8 -	40.245	27.342	1:07.587	87.37	0.155	15:36:05.375	

P17 17		Sam HIRST		Kawasaki NINJA - Valley Racing			
IDEAL LAP TIME : 1:06.561		BEST LAP TIME : 1:06.643		DIFFERENCE : 0.082			
LAP	SECTOR 1	SECTOR 2	LAP TIME	MPH	DIFF	TIME OF DAY	
1 -		28.463	1:13.499	80.35	6.856	15:28:12.017	
2 -	40.270	27.879	1:08.149	86.65	1.506	15:29:20.166	
3 -	41.963	27.544	1:09.507	84.96	2.864	15:30:29.673	
4 -	39.935	27.674	1:07.609	87.35	0.966	15:31:37.282	
5 -	40.523	27.150	1:07.673	87.26	1.030	15:32:44.955	
6 -	39.483	27.160	1:06.643 (1)	88.61		15:33:51.598	
7 -	39.571	27.078	1:06.649 (2)	88.60	0.006	15:34:58.247	
8 -	40.042	27.249	1:07.291 (3)	87.76	0.648	15:36:05.538	

P18 175		Aaron LILLY		Yamaha R3 - AL Graphics			
IDEAL LAP TIME : 1:06.951		BEST LAP TIME : 1:07.056		DIFFERENCE : 0.105			
LAP	SECTOR 1	SECTOR 2	LAP TIME	MPH	DIFF	TIME OF DAY	
1 -		28.135	1:12.229	81.76	5.173	15:28:10.747	
2 -	41.238	28.194	1:09.432	85.05	2.376	15:29:20.179	
3 -	40.255	27.694	1:07.949	86.91	0.893	15:30:28.128	
4 -	40.406	27.526	1:07.932	86.93	0.876	15:31:36.060	
5 -	40.329	27.411	1:07.740	87.18	0.684	15:32:43.800	
6 -	40.019	27.037	1:07.056 (1)	88.07		15:33:50.856	
7 -	39.914	27.394	1:07.308 (2)	87.74	0.252	15:34:58.164	
8 -	40.283	27.316	1:07.599 (3)	87.36	0.543	15:36:05.763	

P19 222 S		Matt EPPS		Kawasaki ZXR400 - M.E Vehicle Repairs			
IDEAL LAP TIME : 1:07.240		BEST LAP TIME : 1:07.594		DIFFERENCE : 0.354			
LAP	SECTOR 1	SECTOR 2	LAP TIME	MPH	DIFF	TIME OF DAY	
1 -		28.950	1:12.550	81.40	4.956	15:28:11.068	
2 -	41.047	28.277	1:09.324	85.18	1.730	15:29:20.392	
3 -	40.750	28.250	1:09.000	85.58	1.406	15:30:29.392	
4 -	39.955	27.990	1:07.945 (2)	86.91	0.351	15:31:37.337	
5 -	40.283	27.746	1:08.029 (3)	86.81	0.435	15:32:45.366	
6 -	39.494	28.100	1:07.594 (1)	87.36		15:33:52.960	
7 -	40.328	28.767	1:09.095	85.47	1.501	15:35:02.055	
8 -	40.625	28.509	1:09.134	85.42	1.540	15:36:11.189	

P20 351 S		Sam DIGBY-BAKER		Kawasaki ZXR400 -			
IDEAL LAP TIME : 1:08.645		BEST LAP TIME : 1:08.761		DIFFERENCE : 0.116			
LAP	SECTOR 1	SECTOR 2	LAP TIME	MPH	DIFF	TIME OF DAY	
1 -		28.993	1:14.657	79.10	5.896	15:28:13.175	
2 -	41.052	28.563	1:09.615	84.83	0.854	15:29:22.790	
3 -	41.060	28.231	1:09.291	85.22	0.530	15:30:32.081	
4 -	40.414	28.347	1:08.761 (1)	85.88		15:31:40.842	
5 -	40.760	28.292	1:09.052 (3)	85.52	0.291	15:32:49.894	
6 -	40.671	29.151	1:09.822	84.58	1.061	15:33:59.716	
7 -	40.660	28.484	1:09.144	85.41	0.383	15:35:08.860	
8 -	40.608	28.434	1:09.042 (2)	85.53	0.281	15:36:17.920	

BMCRC - MRO Championships 2022 - Rnd 2 @ Silverstone National

EDlasia Formula 400 & Blue Haze GP

RACE 18 - SECTOR ANALYSIS



SECTOR 1 = FL to I1, SECTOR 2 = I1 to FL, DIFF = Difference To Personal Best Lap, P = Crossed Finish Line in Pit Lane, D = Time Disallowed

P21 119		James O'MARA		Kawasaki NINJA 400 - BRP Machining Ltd			
IDEAL LAP TIME : 1:09.660		BEST LAP TIME : 1:09.741		DIFFERENCE : 0.081			
LAP	SECTOR 1	SECTOR 2	LAP TIME	MPH	DIFF	TIME OF DAY	
1 -		28.965	1:14.077	79.72	4.336	15:28:12.595	
2 -	41.796	28.543	1:10.339	83.96	0.598	15:29:22.934	
3 -	41.886	28.089	1:09.975 (2)	84.39	0.234	15:30:32.909	
4 -	41.716	28.025	1:09.741 (1)	84.68		15:31:42.650	
5 -	41.635	30.488	1:12.123	81.88	2.382	15:32:54.773	
6 -	42.170	28.270	1:10.440	83.83	0.699	15:34:05.213	
7 -	42.436	28.200	1:10.636	83.60	0.895	15:35:15.849	
8 -	42.053	28.180	1:10.233 (3)	84.08	0.492	15:36:26.082	

P22 70 S		Andrew BURSCOUGH		Yamaha YPVS 350 - Apollo/Merlin/Abbey/Martitanium			
IDEAL LAP TIME : 1:10.321		BEST LAP TIME : 1:10.518		DIFFERENCE : 0.197			
LAP	SECTOR 1	SECTOR 2	LAP TIME	MPH	DIFF	TIME OF DAY	
1 -		29.798	1:17.433	76.26	6.915	15:28:15.951	
2 -	41.710	29.823	1:11.533	82.55	1.015	15:29:27.484	
3 -	41.806	28.934	1:10.740 (3)	83.48	0.222	15:30:38.224	
4 -	41.580	29.336	1:10.916	83.27	0.398	15:31:49.140	
5 -	41.504	29.043	1:10.547 (2)	83.71	0.029	15:32:59.687	
6 -	41.706	29.151	1:10.857	83.34	0.339	15:34:10.544	
7 -	41.782	29.020	1:10.802	83.41	0.284	15:35:21.346	
8 -	41.387	29.131	1:10.518 (1)	83.74		15:36:31.864	

P23 56 R		Phil MARSH		Kawasaki ZXR400 -			
IDEAL LAP TIME : 1:10.286		BEST LAP TIME : 1:10.463		DIFFERENCE : 0.177			
LAP	SECTOR 1	SECTOR 2	LAP TIME	MPH	DIFF	TIME OF DAY	
1 -		29.886	1:16.319	77.38	5.856	15:28:14.837	
2 -	42.041	29.535	1:11.576	82.50	1.113	15:29:26.413	
3 -	41.598	29.642	1:11.240	82.89	0.777	15:30:37.653	
4 -	41.441	29.819	1:11.260	82.87	0.797	15:31:48.913	
5 -	41.520	29.655	1:11.175 (3)	82.97	0.712	15:33:00.088	
6 -	41.447	29.302	1:10.749 (2)	83.47	0.286	15:34:10.837	
7 -	41.313	30.091	1:11.404	82.70	0.941	15:35:22.241	
8 -	40.984	29.479	1:10.463 (1)	83.81		15:36:32.704	

P24 247 S		Lee HEALEY		Suzuki VJ22 -			
IDEAL LAP TIME : 1:10.072		BEST LAP TIME : 1:10.624		DIFFERENCE : 0.552			
LAP	SECTOR 1	SECTOR 2	LAP TIME	MPH	DIFF	TIME OF DAY	
1 -		29.958	1:16.061	77.64	5.437	15:28:14.579	
2 -	42.528	30.233	1:12.761	81.16	2.137	15:29:27.340	
3 -	41.816	29.750	1:11.566	82.52	0.942	15:30:38.906	
4 -	41.638	28.986	1:10.624 (1)	83.62		15:31:49.530	
5 -	41.406	29.586	1:10.992	83.18	0.368	15:33:00.522	
6 -	42.173	28.885	1:11.058	83.11	0.434	15:34:11.580	
7 -	41.535	29.325	1:10.860 (3)	83.34	0.236	15:35:22.440	
8 -	41.187	29.567	1:10.754 (2)	83.46	0.130	15:36:33.194	

P25 24 S		Harley GODZISZ		Honda NC30 - Kamper Security			
IDEAL LAP TIME : 1:10.347		BEST LAP TIME : 1:10.535		DIFFERENCE : 0.188			
LAP	SECTOR 1	SECTOR 2	LAP TIME	MPH	DIFF	TIME OF DAY	
1 -		30.095	1:16.860	76.83	6.325	15:28:15.378	
2 -	42.049	30.414	1:12.463	81.49	1.928	15:29:27.841	
3 -	41.971	29.453	1:11.424	82.68	0.889	15:30:39.265	
4 -	41.760	29.289	1:11.049	83.12	0.514	15:31:50.314	
5 -	41.797	29.229	1:11.026	83.14	0.491	15:33:01.340	
6 -	41.752	29.029	1:10.781 (2)	83.43	0.246	15:34:12.121	
7 -	41.470	29.065	1:10.535 (1)	83.72		15:35:22.656	
8 -	41.318	29.627	1:10.945 (3)	83.24	0.410	15:36:33.601	

BMCRC - MRO Championships 2022 - Rnd 2 @ Silverstone National

EDlasia Formula 400 & Blue Haze GP

RACE 18 - SECTOR ANALYSIS



SECTOR 1 = FL to I1, SECTOR 2 = I1 to FL, DIFF = Difference To Personal Best Lap, P = Crossed Finish Line in Pit Lane, D = Time Disallowed

P26 60 GP Daniel GOUGH		Yamaha TZ250 - Kieran Lewis/G Force Mc				
IDEAL LAP TIME : 1:10.117		BEST LAP TIME : 1:10.177		DIFFERENCE : 0.060		
LAP	SECTOR 1	SECTOR 2	LAP TIME	MPH	DIFF	TIME OF DAY
1 -		30.540	1:17.752	75.95	7.575	15:28:16.270
2 -	42.572	30.219	1:12.791	81.13	2.614	15:29:29.061
3 -	41.364	29.726	1:11.090	83.07	0.913	15:30:40.151
4 -	41.485	29.481	1:10.966	83.21	0.789	15:31:51.117
5 -	41.330	29.337	1:10.667 (3)	83.57	0.490	15:33:01.784
6 -	41.829	29.412	1:11.241	82.89	1.064	15:34:13.025
7 -	40.810	29.746	1:10.556 (2)	83.70	0.379	15:35:23.581
8 -	40.780	29.397	1:10.177 (1)	84.15		15:36:33.758

P27 88 GP George PRINOS		Yamaha TZ250 - KAPPA PLANNING LTD				
IDEAL LAP TIME : 1:12.670		BEST LAP TIME : 1:12.671		DIFFERENCE : 0.001		
LAP	SECTOR 1	SECTOR 2	LAP TIME	MPH	DIFF	TIME OF DAY
1 -		31.659	1:20.632	73.24	7.961	15:28:19.150
2 -	42.277	30.512	1:12.789 (2)	81.13	0.118	15:29:31.939
3 -	42.158	30.513	1:12.671 (1)	81.26		15:30:44.610
4 -	42.563	30.905	1:13.468 (3)	80.38	0.797	15:31:58.078
5 -	42.433	31.137	1:13.570	80.27	0.899	15:33:11.648
6 -	42.492	31.210	1:13.702	80.12	1.031	15:34:25.350
7 -	42.349	31.431	1:13.780	80.04	1.109	15:35:39.130

P28 10 Mike BRUNSDON		Kawasaki NINJA 400 - CF Fairford				
IDEAL LAP TIME : 1:12.989		BEST LAP TIME : 1:13.094		DIFFERENCE : 0.105		
LAP	SECTOR 1	SECTOR 2	LAP TIME	MPH	DIFF	TIME OF DAY
1 -		30.379	1:19.154	74.60	6.060	15:28:17.672
2 -	43.729	29.789	1:13.518 (3)	80.32	0.424	15:29:31.190
3 -	44.414	29.933	1:14.347	79.43	1.253	15:30:45.537
4 -	43.730	30.066	1:13.796	80.02	0.702	15:31:59.333
5 -	43.297	29.797	1:13.094 (1)	80.79		15:33:12.427
6 -	43.680	29.692	1:13.372 (2)	80.48	0.278	15:34:25.799
7 -	43.702	30.354	1:14.056	79.74	0.962	15:35:39.855

P29 97 S Nicholas TAIG		Honda VFR400 NC30 - RST, Bell Helmets UK				
IDEAL LAP TIME : 1:13.286		BEST LAP TIME : 1:13.286		DIFFERENCE : 0.000		
LAP	SECTOR 1	SECTOR 2	LAP TIME	MPH	DIFF	TIME OF DAY
1 -		30.966	1:19.373	74.40	6.087	15:28:17.891
2 -	44.641	30.677	1:15.318	78.40	2.032	15:29:33.209
3 -	42.622	30.664	1:13.286 (1)	80.58		15:30:46.495
4 -	42.638	30.887	1:13.525 (2)	80.32	0.239	15:32:00.020
5 -	42.951	30.966	1:13.917	79.89	0.631	15:33:13.937
6 -	42.704	31.112	1:13.816 (3)	80.00	0.530	15:34:27.753
7 -	44.869	32.255	1:17.124	76.57	3.838	15:35:44.877

P30 51 GP Kevin WHOLEY		Yamaha TZ250 - Twistgrip Motorcycles				
IDEAL LAP TIME : 1:15.503		BEST LAP TIME :		DIFFERENCE :		
LAP	SECTOR 1	SECTOR 2	LAP TIME	MPH	DIFF	TIME OF DAY
1 -		29.466	1:14.872	78.87		15:28:13.390
2 -	46.037	IN PIT	1:26.529 P	68.25		15:29:39.919

BMCRC - MRO Championships 2022 - Rnd 2 @ Silverstone National

EDlasia Formula 400 & Blue Haze GP

RACE 18 - BEST SECTORS

SECTOR 1			SECTOR 2			IDEAL / BEST COMPARISON						
POS	NO	NAME	TIME	NO	NAME	TIME	POS	NO	NAME	IDEAL	BEST	DIFF
									PERFECT LAP	1:02.742		
1	7	DUNN	36.715	7	DUNN	26.027	1	7	DUNN	1:02.742	1:02.763	0.021
2	8	ATKINSON	37.651	23	ELLIS	26.269	2	8	ATKINSON	1:03.939	1:04.347	0.408
3	64	ELLIS	38.476	8	ATKINSON	26.288	3	127	BEACH	1:05.113	1:05.136	0.023
4	48	WELSH	38.499	31	JONES	26.297	4	64	ELLIS	1:05.126	1:05.386	0.260
5	25	SMITH	38.506	127	BEACH	26.351	5	48	WELSH	1:05.177	1:05.192	0.015
6	0	TOLAND	38.579	64	ELLIS	26.650	6	31	JONES	1:05.245	1:05.262	0.017
7	27	HAYWARD	38.721	74	SMART-WEEDEN	26.664	7	23	ELLIS	1:05.274	1:05.282	0.008
8	127	BEACH	38.762	48	WELSH	26.678	8	25	SMITH	1:05.658	1:05.910	0.252
9	31	JONES	38.948	81	WALKER	27.015	9	0	TOLAND	1:06.029	1:06.092	0.063
10	23	ELLIS	39.005	175	LILLY	27.037	10	27	HAYWARD	1:06.036	1:06.079	0.043
11	33	JOHNSTONE	39.199	17	HIRST	27.078	11	74	SMART-WEEDEN	1:06.042	1:06.097	0.055
12	74	SMART-WEEDEN	39.378	25	SMITH	27.152	12	33	JOHNSTONE	1:06.500	1:06.625	0.125
13	99	THOMAS	39.452	196	KIRSCH	27.173	13	17	HIRST	1:06.561	1:06.643	0.082
14	17	HIRST	39.483	33	JOHNSTONE	27.301	14	99	THOMAS	1:06.815	1:06.945	0.130
15	222	EPPS	39.494	27	HAYWARD	27.315	15	81	WALKER	1:06.915	1:07.100	0.185
16	1	SEATH	39.562	99	THOMAS	27.363	16	175	LILLY	1:06.951	1:07.056	0.105
17	81	WALKER	39.900	1	SEATH	27.444	17	1	SEATH	1:07.006	1:07.030	0.024
18	175	LILLY	39.914	0	TOLAND	27.450	18	222	EPPS	1:07.240	1:07.594	0.354
19	196	KIRSCH	40.128	222	EPPS	27.746	19	196	KIRSCH	1:07.301	1:07.432	0.131
20	351	DIGBY-BAKER	40.414	119	O'MARA	28.025	20	351	DIGBY-BAKER	1:08.645	1:08.761	0.116
21	60	GOUGH	40.780	351	DIGBY-BAKER	28.231	21	119	O'MARA	1:09.660	1:09.741	0.081
22	56	MARSH	40.984	247	HEALEY	28.885	22	247	HEALEY	1:10.072	1:10.624	0.552
23	247	HEALEY	41.187	70	BURSCOUGH	28.934	23	60	GOUGH	1:10.117	1:10.177	0.060
24	24	GODZISZ	41.318	24	GODZISZ	29.029	24	56	MARSH	1:10.286	1:10.463	0.177
25	70	BURSCOUGH	41.387	56	MARSH	29.302	25	70	BURSCOUGH	1:10.321	1:10.518	0.197
26	119	O'MARA	41.635	60	GOUGH	29.337	26	24	GODZISZ	1:10.347	1:10.535	0.188
27	88	PRINOS	42.158	51	WHOLEY	29.466	27	88	PRINOS	1:12.670	1:12.671	0.001
28	97	TAIG	42.622	10	BRUNSDON	29.692	28	10	BRUNSDON	1:12.989	1:13.094	0.105
29	10	BRUNSDON	43.297	88	PRINOS	30.512	29	97	TAIG	1:13.286	1:13.286	0.000
30	51	WHOLEY	46.037	97	TAIG	30.664	30	51	WHOLEY	1:15.503		

BMCRC - MRO Championships 2022 - Rnd 2 @ Silverstone National

EDlasia Formula 400 & Blue Haze GP

RACE 18 - STATISTICS

Competitors Started 30
Planned Start 2022-04-03 @ 16:00:00.000
Actual Start 2022-04-03 @ 15:26:58.517
Finish Time 2022-04-03 @ 15:35:27.315
Track Length 1.6404mi.
Total Laps 231
Total Distance Covered 378.9470mi.

Session Fastest Lap History

NO	CL	NAME	LAP TIME	TIME OF DAY	LAP	VEHICLE
7	GP	Bruce DUNN	1:04.118	15:29:08.256	2	Yamaha TZ250
7	GP	Bruce DUNN	1:03.259	15:30:11.515	3	Yamaha TZ250
7	GP	Bruce DUNN	1:02.763	15:31:14.279	4	Yamaha TZ250

Session Leader History

NO	CL	NAME	FROM LAP	LAPS LED	DISTANCE	VEHICLE
7	GP	Bruce DUNN	1	8	13.12 miles	Yamaha TZ250

Flag History

TYPE	TIME OF DAY
GREEN	15:26:58.517
FINISH	15:35:27.315

Flag Statistics

TYPE	COUNT	TOTAL LAPS	TOTAL TIME
Green	1	8	9:46.587
Red	0	0	0.000
Safety Car	0	0	0.000
FCY	0	0	0.000

BMCRC - MRO Championships 2022 - Rnd 2 @ Silverstone National

EDlasia Formula 400 & Blue Haze GP

RACE 18 - STATISTICS

CLASS :

13 Starters

Fastest Lap History

NO	NAME	LAP TIME	TIME OF DAY	LAP	VEHICLE
31	Lewis JONES	1:06.798	15:29:13.533	2	Ninja NINJA 400 (JSS)
23	Joe ELLIS	1:06.436	15:29:14.427	2	Kawasaki NINJA 400 (JSS)
48	Richie WELSH	1:05.946	15:29:14.585	2	Yamaha FZR 400 RRSP
48	Richie WELSH	1:05.192	15:30:19.777	3	Yamaha FZR 400 RRSP
127	Calum BEACH	1:05.136	15:35:49.416	8	Kawasaki NINJA 400 (JSS)

Leader History

NO	NAME	FROM LAP	LAPS LED	DISTANCE	VEHICLE
31	Lewis JONES	1	2	3.28 miles	Ninja NINJA 400 (JSS)
48	Richie WELSH	3	6	9.84 miles	Yamaha FZR 400 RRSP

BMCRC - MRO Championships 2022 - Rnd 2 @ Silverstone National

EDlasia Formula 400 & Blue Haze GP

RACE 18 - STATISTICS

CLASS : S

8 Starters

Fastest Lap History

NO	NAME	LAP TIME	TIME OF DAY	LAP	VEHICLE
33	Carl JOHNSTONE	1:07.384	15:29:16.035	2	Yamaha FZR400RR
27	Richard HAYWARD	1:06.960	15:29:16.995	2	Yamaha TZR
33	Carl JOHNSTONE	1:06.737	15:30:22.771	3	Yamaha FZR400RR
27	Richard HAYWARD	1:06.350	15:31:30.616	4	Yamaha TZR
27	Richard HAYWARD	1:06.079	15:33:43.628	6	Yamaha TZR

Leader History

NO	NAME	FROM LAP	LAPS LED	DISTANCE	VEHICLE
33	Carl JOHNSTONE	1	5	8.20 miles	Yamaha FZR400RR
27	Richard HAYWARD	6	3	4.92 miles	Yamaha TZR

BMCRC - MRO Championships 2022 - Rnd 2 @ Silverstone National

EDlasia Formula 400 & Blue Haze GP

RACE 18 - STATISTICS

CLASS : S/R

1 Starters

Fastest Lap History

NO	NAME	LAP TIME	TIME OF DAY	LAP	VEHICLE
25	Haydon SMITH	1:08.011	15:29:19.211	2	Kawasaki ZXR400
25	Haydon SMITH	1:06.559	15:30:25.770	3	Kawasaki ZXR400
25	Haydon SMITH	1:06.301	15:31:32.071	4	Kawasaki ZXR400
25	Haydon SMITH	1:06.119	15:32:38.189	5	Kawasaki ZXR400
25	Haydon SMITH	1:06.089	15:33:44.279	6	Kawasaki ZXR400
25	Haydon SMITH	1:05.910	15:34:50.189	7	Kawasaki ZXR400

Leader History

NO	NAME	FROM LAP	LAPS LED	DISTANCE	VEHICLE
25	Haydon SMITH	1	8	13.12 miles	Kawasaki ZXR400

BMCRC - MRO Championships 2022 - Rnd 2 @ Silverstone National

EDlasia Formula 400 & Blue Haze GP

RACE 18 - STATISTICS

CLASS : R

1 Starters

Fastest Lap History

NO	NAME	LAP TIME	TIME OF DAY	LAP	VEHICLE
56	Phil MARSH	1:11.576	15:29:26.401	2	Kawasaki ZXR400
56	Phil MARSH	1:11.240	15:30:37.641	3	Kawasaki ZXR400
56	Phil MARSH	1:11.175	15:33:00.076	5	Kawasaki ZXR400
56	Phil MARSH	1:10.749	15:34:10.824	6	Kawasaki ZXR400
56	Phil MARSH	1:10.463	15:36:32.692	8	Kawasaki ZXR400

Leader History

NO	NAME	FROM LAP	LAPS LED	DISTANCE	VEHICLE
56	Phil MARSH	1	8	13.12 miles	Kawasaki ZXR400

BMCRC - MRO Championships 2022 - Rnd 2 @ Silverstone National

EDlasia Formula 400 & Blue Haze GP

RACE 18 - STATISTICS

CLASS : GP

7 Starters

Fastest Lap History

NO	NAME	LAP TIME	TIME OF DAY	LAP	VEHICLE
7	Bruce DUNN	1:04.118	15:29:08.256	2	Yamaha TZ250
7	Bruce DUNN	1:03.259	15:30:11.515	3	Yamaha TZ250
7	Bruce DUNN	1:02.763	15:31:14.279	4	Yamaha TZ250

Leader History

NO	NAME	FROM LAP	LAPS LED	DISTANCE	VEHICLE
7	Bruce DUNN	1	8	13.12 miles	Yamaha TZ250



DART MOTORSPORT
MRO 600/GP2
inc CLUBMAN 600



BMCRC-MRO Championships - Round 2
Silverstone National
2nd / 3rd April 2022



Timing & Results Provided by Timing Solutions Ltd

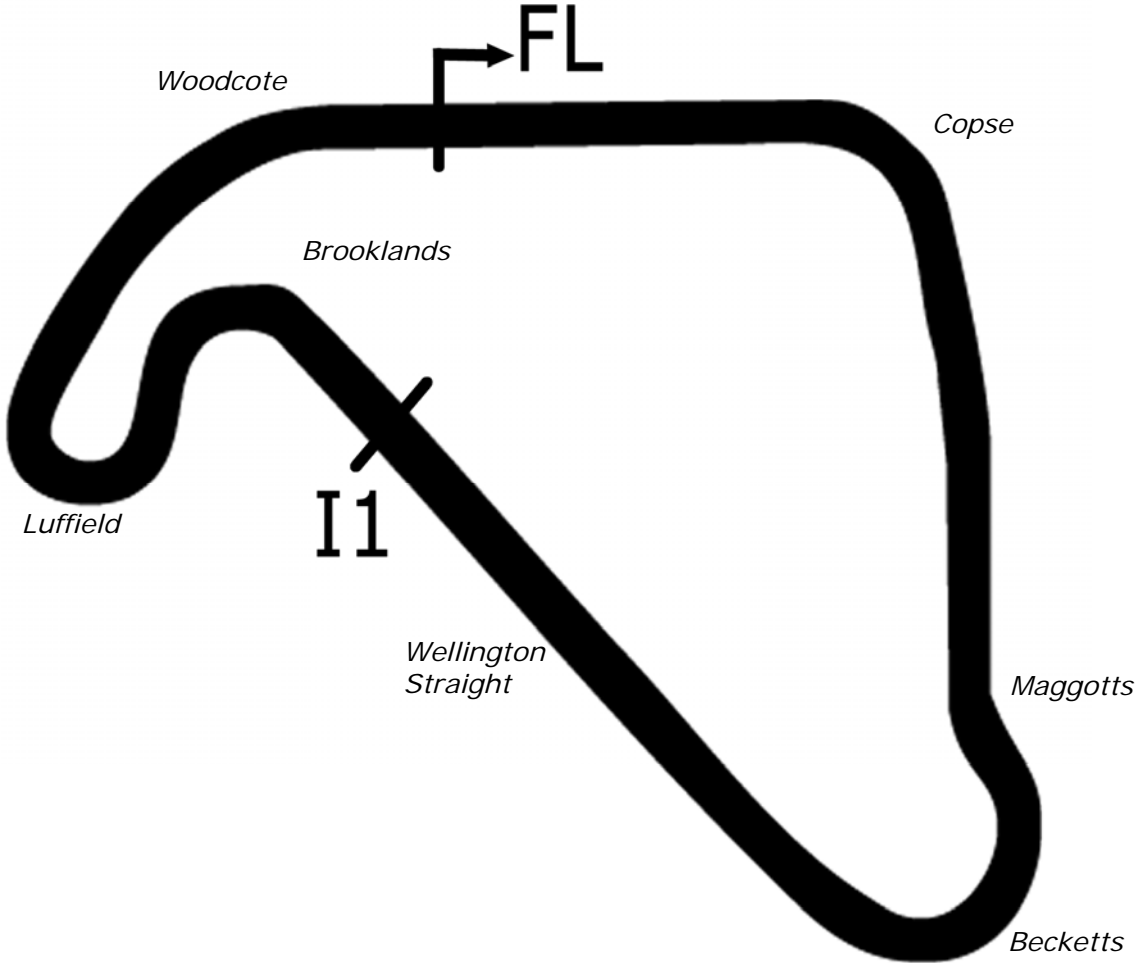
www.tsl-timing.com

Silverstone National



SPORTS TIMING

TIMING SOLUTIONS LTD



Length	1.6404 miles	2640.07 m	
FL		52.07872 m	1.01711 W
I1	1669m	52.07603 m	1.01669 W
Pit Entry	2610m	52.07859 m	1.01758 W
Pit Exit	308m after FL	52.07880 m	1.01268 W
Pit Entry-Pit Exit 336m, 24.2s @50kph, 20.1s @60kph			

All results available at www.tsl-timing.com

BMCRC - MRO Championships 2022 - Rnd 2 @ Silverstone National



DART Motorsport MRO 600/GP2 inc Clubman 600

QUALIFYING 1 - CLASSIFICATION

POS	NO	CL	PIC NAME	ENTRY	TIME	ON	LAPS	GAP	DIFF	MPH
1	115		1 Eugene McMANUS	Kawasaki ZX6R -	1:00.154	1	2			98.17
2	15		2 Harrison CROSBY	Yamaha YZF - Mum & Dad	1:00.657	5	6	0.503	0.503	97.36
3	961		3 Jack SIM	Kawasaki ZX6 R - Vanguard Motorsport, Platform Lift E	1:00.704	4	6	0.550	0.047	97.28
4	661	GP2	1 Cameron HARRIS	Triumph 675R - HARRIS PERFORMANCE	1:01.005	4	7	0.851	0.301	96.80
5	82		4 James BULL	MV Agusta F3 - dad / team bull racing	1:01.356	5	6	1.202	0.351	96.25
6	87		5 Keith POVAH	Yamaha R6 - Instagram @crap.sack give us a follow!	1:01.549	3	4	1.395	0.193	95.95
7	37		6 Alex LATHAM	Triumph DAYTONA - BR-8 / McCrash Racing	1:01.844	2	4	1.690	0.295	95.49
8	321		7 Martin MORRIS	Kawasaki ZX6R - Morris Racing, Obsession Engineerin	1:02.201	3	4	2.047	0.357	94.94
9	212	C	1 Matt PALLETT	Yamaha R6 - BDA Chartered Architects	1:02.215	3	3	2.061	0.014	94.92
10	13		8 Doug EDMONDSON	Triumph DAYTONA - Stan Stephens Tuning	1:02.227	4	6	2.073	0.012	94.90
11	5		9 John REYNOLDS	Yamaha R6 - Fins Motorcycles	1:02.526	5	6	2.372	0.299	94.45
12	78	GP2	2 Mark EVANS	Harris MOTO 2 - PHG contracting	1:02.542	4	6	2.388	0.016	94.42
13	30		10 Owen MELLOR	Kawaski ZX-6 - BDS Motorcycles	1:02.619	5	6	2.465	0.077	94.31
14	169		11 Gareth CUNNINGHAM	Yamaha R6 - Burnham cars ltd	1:02.959	4	6	2.805	0.340	93.80
15	77		12 Tom WEEDEN	Yamaha R6 - Nobby Bear	1:03.300	2	4	3.146	0.341	93.29
16	142		13 Christopher JOHNSON	Kawasaki ZX636 -	1:03.385	2	4	3.231	0.085	93.17
17	151		14 Chloe JONES	Yamaha R6 - RICH ENERGY OMG RACING	1:03.392	5	6	3.238	0.007	93.16
18	45	C	2 Jake MARSH	Kawasaki ZX6R - Zipped Up Racing	1:03.805	4	6	3.651	0.413	92.55
19	73*	C	3 Jamie THOMAS	Yamaha R6 - Team RubyRacing	1:03.853	2	4	3.699	0.048	92.48
20	122		15 Frankie STENNETT	Kawasaki ZX6R - Thepeoplesbike.com	1:03.969	5	6	3.815	0.116	92.32
21	144		16 Nick CRONIN	Yamaha R6 -	1:04.319	2	4	4.165	0.350	91.81
22	20		17 Kai DICKINSON	Kawasaki ZX636 - team JPR	1:04.395	3	5	4.241	0.076	91.71
23	33	C	4 Aaren CARPENTER	Kawasaki ZX6R - Slugcrow Racing	1:04.397	4	6	4.243	0.002	91.70
24	59	C	5 Caiden WILKINSON	-	1:04.487	3	4	4.333	0.090	91.57
25	511	C	6 Ross CLARKE	Kawasaki ZX600RR - Ross clarke Farriery	1:05.013	2	3	4.859	0.526	90.83
26	22	C	7 Toby TRUNDLE	Yamaha YZF-R6 - Harris Motorcycles - Harlow	1:05.055	2	4	4.901	0.042	90.77
27	168	C	8 Aaron DALRYMPLE	Yamaha R6 -	1:05.521	4	6	5.367	0.466	90.13
28	219		18 Tony COE	Yamaha YZF-R6 -	1:05.952	3	4	5.798	0.431	89.54
29	83		19 Talan SKEELS-PIGGINS	Yamaha R6 - Talan Racing	1:06.353	4	5	6.199	0.401	89.00
30	686	C	9 Liam SPILLER	Yamaha R6 - LD Renovate Ltd	1:06.411	4	6	6.257	0.058	88.92
31	8	C	10 Dave SAUNDERS	Honda CBR600 - Mum/Dad/JW MOT/Parks Utility	1:07.208	2	3	7.054	0.797	87.87
32	11		20 Stephen PARSONS	Kawasaki ZX6 -	1:10.007	2	3	9.853	2.799	84.35
33	23		21 Joe ELLIS	Kawasaki ZX636 - Jpr	1:12.921	2	2	12.767	2.914	80.98

Weather / Track : Cloudy / Dry

These results are provisional until the conclusion of any judicial and technical matters.

Silverstone National: 1.6404 miles
Date: 02/04/2022 Start: 11:14 Finish: 11:27

Clerk Of Course :

Stewards :

Timekeeper : Craig Smith

Results can be found at www.tsl-timing.com

Printed - 11:29 Saturday, 02 April 2022



BMCRC - MRO Championships 2022 - Rnd 2 @ Silverstone National

DART Motorsport MRO 600/GP2 inc Clubman 600

QUALIFYING 1 - SECTOR ANALYSIS



SECTOR 1 = FL to I1, SECTOR 2 = I1 to FL, DIFF = Difference To Personal Best Lap, P = Crossed Finish Line in Pit Lane, D = Time Disallowed

P1 115 Eugene McMANUS		Kawasaki ZX6R -				
IDEAL LAP TIME : 1:00.154		BEST LAP TIME : 1:00.154		DIFFERENCE : 0.000		
LAP	SECTOR 1	SECTOR 2	LAP TIME	MPH	DIFF	TIME OF DAY
1 -	35.061	25.093	1:00.154 (1)	98.17		11:20:05.005
2 -	37.756	IN PIT	1:12.479 P	81.48	12.325	11:21:17.484

P2 15 Harrison CROSBY		Yamaha YZF - Mum & Dad				
IDEAL LAP TIME : 1:00.657		BEST LAP TIME : 1:00.657		DIFFERENCE : 0.000		
LAP	SECTOR 1	SECTOR 2	LAP TIME	MPH	DIFF	TIME OF DAY
1 -	41.804	27.989	1:09.793	84.61	9.136	11:15:48.932
2 -	37.580	27.005	1:04.585	91.44	3.928	11:16:53.517
3 -	36.927	26.402	1:03.329 (3)	93.25	2.672	11:17:56.846
4 -	36.252	25.485	1:01.737 (2)	95.65	1.080	11:18:58.583
5 -	35.188	25.469	1:00.657 (1)	97.36		11:19:59.240
6 -	36.869	26.669	1:03.538	92.94	2.881	11:21:02.778

P3 961 Jack SIM		Kawasaki ZX6 R - Vanguard Motorsport, Platform Lift Engineers				
IDEAL LAP TIME : 59.931		BEST LAP TIME : 1:00.704		DIFFERENCE : 0.773		
LAP	SECTOR 1	SECTOR 2	LAP TIME	MPH	DIFF	TIME OF DAY
1 -	41.687	27.036	1:08.723	85.93	8.019	11:16:11.835
2 -	35.589	25.815	1:01.404 (3)	96.17	0.700	11:17:13.239
3 -	35.978	25.563	1:01.541	95.96	0.837	11:18:14.780
4 -	35.497	25.207	1:00.704 (1)	97.28		11:19:15.484
5 -	34.724	25.988	1:00.712 (2)	97.27	0.008	11:20:16.196
6 -	40.574	45.233	1:25.807	68.82	25.103	11:21:42.003

P4 661 GP2 Cameron HARRIS		Triumph 675R - HARRIS PERFORMANCE				
IDEAL LAP TIME : 1:01.005		BEST LAP TIME : 1:01.005		DIFFERENCE : 0.000		
LAP	SECTOR 1	SECTOR 2	LAP TIME	MPH	DIFF	TIME OF DAY
1 -	40.696	27.144	1:07.840	87.05	6.835	11:15:38.679
2 -	36.134	26.420	1:02.554	94.40	1.549	11:16:41.233
3 -	35.684	25.923	1:01.607	95.86	0.602	11:17:42.840
4 -	35.449	25.556	1:01.005 (1)	96.80		11:18:43.845
5 -	35.536	25.781	1:01.317 (2)	96.31	0.312	11:19:45.162
6 -	35.896	25.669	1:01.565 (3)	95.92	0.560	11:20:46.727
7 -	37.584	26.482	1:04.066	92.18	3.061	11:21:50.793

P5 82 James BULL		MV Agusta F3 - dad / team bull racing				
IDEAL LAP TIME : 1:01.356		BEST LAP TIME : 1:01.356		DIFFERENCE : 0.000		
LAP	SECTOR 1	SECTOR 2	LAP TIME	MPH	DIFF	TIME OF DAY
1 -	43.682	28.203	1:11.885	82.15	10.529	11:15:56.393
2 -	37.230	26.684	1:03.914	92.40	2.558	11:17:00.307
3 -	36.573	26.239	1:02.812 (3)	94.02	1.456	11:18:03.119
4 -	35.888	26.371	1:02.259 (2)	94.85	0.903	11:19:05.378
5 -	35.640	25.716	1:01.356 (1)	96.25		11:20:06.734
6 -	43.090	IN PIT	1:23.827 P	70.45	22.471	11:21:30.561

P6 87 Keith POVAH		Yamaha R6 - Instagram @crap.sack give us a follow!				
IDEAL LAP TIME : 1:01.549		BEST LAP TIME : 1:01.549		DIFFERENCE : 0.000		
LAP	SECTOR 1	SECTOR 2	LAP TIME	MPH	DIFF	TIME OF DAY
1 -	37.080	26.617	1:03.697 (3)	92.71	2.148	11:18:18.221
2 -	36.083	26.298	1:02.381 (2)	94.67	0.832	11:19:20.602
3 -	35.633	25.916	1:01.549 (1)	95.95		11:20:22.151
4 -	37.266	IN PIT	1:17.198 P	76.50	15.649	11:21:39.349

BMCRC - MRO Championships 2022 - Rnd 2 @ Silverstone National

DART Motorsport MRO 600/GP2 inc Clubman 600

QUALIFYING 1 - SECTOR ANALYSIS



SECTOR 1 = FL to I1, SECTOR 2 = I1 to FL, DIFF = Difference To Personal Best Lap, P = Crossed Finish Line in Pit Lane, D = Time Disallowed

P7 37		Alex LATHAM		Triumph DAYTONA - BR-8 / McCrash Racing			
IDEAL LAP TIME : 1:01.844		BEST LAP TIME : 1:01.844		DIFFERENCE : 0.000			
LAP	SECTOR 1	SECTOR 2	LAP TIME	MPH	DIFF	TIME OF DAY	
1 -	36.858	26.297	1:03.155 (3)	93.51	1.311	11:18:07.275	
2 -	35.904	25.940	1:01.844 (1)	95.49		11:19:09.119	
3 -	36.294	26.019	1:02.313 (2)	94.77	0.469	11:20:11.432	
4 -	41.138	IN PIT	1:31.620 P	64.45	29.776	11:21:43.052	

P8 321		Martin MORRIS		Kawasaki ZX6R - Morris Racing, Obsession Engineering			
IDEAL LAP TIME : 1:02.201		BEST LAP TIME : 1:02.201		DIFFERENCE : 0.000			
LAP	SECTOR 1	SECTOR 2	LAP TIME	MPH	DIFF	TIME OF DAY	
1 -	37.374	26.905	1:04.279 (3)	91.87	2.078	11:18:31.813	
2 -	36.138	26.653	1:02.791 (2)	94.05	0.590	11:19:34.604	
3 -	35.862	26.339	1:02.201 (1)	94.94		11:20:36.805	
4 -	37.871	28.981	1:06.852	88.33	4.651	11:21:43.657	

P9 212 C		Matt PALLETT		Yamaha R6 - BDA Chartered Architects			
IDEAL LAP TIME : 1:01.983		BEST LAP TIME : 1:02.215		DIFFERENCE : 0.232			
LAP	SECTOR 1	SECTOR 2	LAP TIME	MPH	DIFF	TIME OF DAY	
1 -	36.559	26.503	1:03.062 (2)	93.64	0.847	11:18:30.841	
2 -	37.855	26.148	1:04.003 (3)	92.27	1.788	11:19:34.844	
3 -	35.835	26.380	1:02.215 (1)	94.92		11:20:37.059	

P10 13		Doug EDMONDSON		Triumph DAYTONA - Stan Stephens Tuning			
IDEAL LAP TIME : 1:02.140		BEST LAP TIME : 1:02.227		DIFFERENCE : 0.087			
LAP	SECTOR 1	SECTOR 2	LAP TIME	MPH	DIFF	TIME OF DAY	
1 -	42.386	27.793	1:10.179	84.15	7.952	11:15:45.630	
2 -	37.219	27.128	1:04.347	91.77	2.120	11:16:49.977	
3 -	36.132	26.683	1:02.815 (2)	94.01	0.588	11:17:52.792	
4 -	36.219	26.008	1:02.227 (1)	94.90		11:18:55.019	
5 -	36.596	26.880	1:03.476 (3)	93.03	1.249	11:19:58.495	
6 -	37.163	27.655	1:04.818	91.11	2.591	11:21:03.313	

P11 5		John REYNOLDS		Yamaha R6 - Fins Motorcycles			
IDEAL LAP TIME : 1:02.482		BEST LAP TIME : 1:02.526		DIFFERENCE : 0.044			
LAP	SECTOR 1	SECTOR 2	LAP TIME	MPH	DIFF	TIME OF DAY	
1 -	41.057	27.647	1:08.704	85.95	6.178	11:15:40.105	
2 -	37.366	27.886	1:05.252	90.50	2.726	11:16:45.357	
3 -	36.141	26.512	1:02.653 (2)	94.25	0.127	11:17:48.010	
4 -	36.036	26.716	1:02.752 (3)	94.11	0.226	11:18:50.762	
5 -	35.970	26.556	1:02.526 (1)	94.45		11:19:53.288	
6 -	36.243	27.005	1:03.248	93.37	0.722	11:20:56.536	

P12 78 GP2		Mark EVANS		Harris MOTO 2 - PHG contracting			
IDEAL LAP TIME : 1:02.542		BEST LAP TIME : 1:02.542		DIFFERENCE : 0.000			
LAP	SECTOR 1	SECTOR 2	LAP TIME	MPH	DIFF	TIME OF DAY	
1 -	43.648	28.034	1:11.682	82.38	9.140	11:15:45.123	
2 -	36.561	26.498	1:03.059 (3)	93.65	0.517	11:16:48.182	
3 -	36.836	26.828	1:03.664	92.76	1.122	11:17:51.846	
4 -	36.210	26.332	1:02.542 (1)	94.42		11:18:54.388	
5 -	36.478	26.343	1:02.821 (2)	94.00	0.279	11:19:57.209	
6 -	39.912	IN PIT	1:18.567 P	75.16	16.025	11:21:15.776	

BMCRC - MRO Championships 2022 - Rnd 2 @ Silverstone National

DART Motorsport MRO 600/GP2 inc Clubman 600

QUALIFYING 1 - SECTOR ANALYSIS



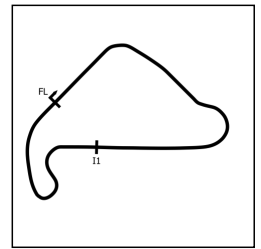
SECTOR 1 = FL to I1, SECTOR 2 = I1 to FL, DIFF = Difference To Personal Best Lap, P = Crossed Finish Line in Pit Lane, D = Time Disallowed

LAP	SECTOR 1	SECTOR 2	LAP TIME	MPH	DIFF	TIME OF DAY
P13 30 Owen MELLOR Kawaski ZX-6 - BDS Motorcycles						
IDEAL LAP TIME : 1:01.882		BEST LAP TIME : 1:02.619		DIFFERENCE : 0.737		
LAP	SECTOR 1	SECTOR 2	LAP TIME	MPH	DIFF	TIME OF DAY
1 -	43.873	27.491	1:11.364	82.75	8.745	11:15:42.174
2 -	37.435	26.396	1:03.831	92.52	1.212	11:16:46.005
3 -	37.073	25.975	1:03.048 (3)	93.66	0.429	11:17:49.053
4 -	36.779	25.939	1:02.718 (2)	94.16	0.099	11:18:51.771
5 -	35.943	26.676	1:02.619 (1)	94.31		11:19:54.390
6 -	39.815	29.475	1:09.290	85.23	6.671	11:21:03.680
P14 169 Gareth CUNNINGHAM Yamaha R6 - Burnham cars ltd						
IDEAL LAP TIME : 1:02.959		BEST LAP TIME : 1:02.959		DIFFERENCE : 0.000		
LAP	SECTOR 1	SECTOR 2	LAP TIME	MPH	DIFF	TIME OF DAY
1 -	42.345	28.176	1:10.521	83.74	7.562	11:15:42.260
2 -	38.113	27.095	1:05.208	90.56	2.249	11:16:47.468
3 -	36.867	28.156	1:05.023 (3)	90.82	2.064	11:17:52.491
4 -	36.281	26.678	1:02.959 (1)	93.80		11:18:55.450
5 -	36.442	26.912	1:03.354 (2)	93.21	0.395	11:19:58.804
6 -	37.883	28.216	1:06.099	89.34	3.140	11:21:04.903
P15 77 Tom WEEDEN Yamaha R6 - Nobby Bear						
IDEAL LAP TIME : 1:02.794		BEST LAP TIME : 1:03.300		DIFFERENCE : 0.506		
LAP	SECTOR 1	SECTOR 2	LAP TIME	MPH	DIFF	TIME OF DAY
1 -	37.522	25.963	1:03.485 (2)	93.02	0.185	11:18:20.835
2 -	36.831	26.469	1:03.300 (1)	93.29		11:19:24.135
3 -	36.897	26.688	1:03.585 (3)	92.87	0.285	11:20:27.720
4 -	38.476	26.364	1:04.840	91.08	1.540	11:21:32.560
P16 142 Christopher JOHNSON Kawasaki ZX636 -						
IDEAL LAP TIME : 1:03.385		BEST LAP TIME : 1:03.385		DIFFERENCE : 0.000		
LAP	SECTOR 1	SECTOR 2	LAP TIME	MPH	DIFF	TIME OF DAY
1 -	37.504	26.969	1:04.473 (3)	91.59	1.088	11:17:49.943
2 -	36.868	26.517	1:03.385 (1)	93.17		11:18:53.328
3 -	37.300	26.559	1:03.859 (2)	92.47	0.474	11:19:57.187
4 -			1:06.531	88.76	3.146	11:21:03.718
P17 151 Chloe JONES Yamaha R6 - RICH ENERGY OMG RACING						
IDEAL LAP TIME : 1:03.190		BEST LAP TIME : 1:03.392		DIFFERENCE : 0.202		
LAP	SECTOR 1	SECTOR 2	LAP TIME	MPH	DIFF	TIME OF DAY
1 -	42.972	27.322	1:10.294	84.01	6.902	11:15:39.576
2 -	37.370	26.820	1:04.190	92.00	0.798	11:16:43.766
3 -	36.693	27.083	1:03.776 (3)	92.60	0.384	11:17:47.542
4 -	36.926	26.652	1:03.578 (2)	92.88	0.186	11:18:51.120
5 -	36.895	26.497	1:03.392 (1)	93.16		11:19:54.512
6 -	39.033	29.506	1:08.539	86.16	5.147	11:21:03.051
P18 45 C Jake MARSH Kawasaki ZX6R - Zipped Up Racing						
IDEAL LAP TIME : 1:03.757		BEST LAP TIME : 1:03.805		DIFFERENCE : 0.048		
LAP	SECTOR 1	SECTOR 2	LAP TIME	MPH	DIFF	TIME OF DAY
1 -	43.016	27.812	1:10.828	83.38	7.023	11:15:39.301
2 -	38.422	28.549	1:06.971	88.18	3.166	11:16:46.272
3 -	37.427	26.821	1:04.248 (2)	91.91	0.443	11:17:50.520
4 -	37.475	26.330	1:03.805 (1)	92.55		11:18:54.325
5 -	37.662	27.713	1:05.375 (3)	90.33	1.570	11:19:59.700
6 -	42.983	IN PIT	1:22.972 P	71.17	19.167	11:21:22.672

BMCRC - MRO Championships 2022 - Rnd 2 @ Silverstone National

DART Motorsport MRO 600/GP2 inc Clubman 600

QUALIFYING 1 - SECTOR ANALYSIS



SECTOR 1 = FL to I1, SECTOR 2 = I1 to FL, DIFF = Difference To Personal Best Lap, P = Crossed Finish Line in Pit Lane, D = Time Disallowed

P19 73 C		Jamie THOMAS		Yamaha R6 - Team RubyRacing		
IDEAL LAP TIME :		BEST LAP TIME : 1:03.853		DIFFERENCE :		
LAP	SECTOR 1	SECTOR 2	LAP TIME	MPH	DIFF	TIME OF DAY
1 -			1:04.902 (3)	90.99	1.049	11:18:11.261
2 -			1:03.853 (1)	92.48		11:19:15.114
3 -			1:04.240 (2)	91.93	0.387	11:20:19.354
4 -			1:07.339	87.70	3.486	11:21:26.693

P20 122		Frankie STENNETT		Kawasaki ZX6R - Thepeoplesbike.com		
IDEAL LAP TIME : 1:03.608		BEST LAP TIME : 1:03.969		DIFFERENCE : 0.361		
LAP	SECTOR 1	SECTOR 2	LAP TIME	MPH	DIFF	TIME OF DAY
1 -	42.272	28.481	1:10.753	83.46	6.784	11:15:39.272
2 -	37.846	27.283	1:05.129	90.67	1.160	11:16:44.401
3 -	37.010	27.043	1:04.053 (2)	92.19	0.084	11:17:48.454
4 -	37.464	26.778	1:04.242 (3)	91.92	0.273	11:18:52.696
5 -	37.371	26.598	1:03.969 (1)	92.32		11:19:56.665
6 -	38.511	29.249	1:07.760	87.15	3.791	11:21:04.425

P21 144		Nick CRONIN		Yamaha R6 -		
IDEAL LAP TIME : 1:03.888		BEST LAP TIME : 1:04.319		DIFFERENCE : 0.431		
LAP	SECTOR 1	SECTOR 2	LAP TIME	MPH	DIFF	TIME OF DAY
1 -	38.732	27.482	1:06.214 (3)	89.19	1.895	11:18:19.365
2 -	37.260	27.059	1:04.319 (1)	91.81		11:19:23.684
3 -	36.829	27.781	1:04.610 (2)	91.40	0.291	11:20:28.294
4 -	40.476	29.840	1:10.316	83.98	5.997	11:21:38.610

P22 20		Kai DICKINSON		Kawasaki ZX636 - team JPR		
IDEAL LAP TIME : 1:04.395		BEST LAP TIME : 1:04.395		DIFFERENCE : 0.000		
LAP	SECTOR 1	SECTOR 2	LAP TIME	MPH	DIFF	TIME OF DAY
1 -	43.494	28.895	1:12.389	81.58	7.994	11:15:49.334
2 -	38.171	28.029	1:06.200	89.20	1.805	11:16:55.534
3 -	37.196	27.199	1:04.395 (1)	91.71		11:17:59.929
4 -	37.251	28.004	1:05.255 (2)	90.50	0.860	11:19:05.184
5 -	37.651	28.497	1:06.148 (3)	89.27	1.753	11:20:11.332

P23 33 C		Aaren CARPENTER		Kawasaki ZX6R - Slugcrow Racing		
IDEAL LAP TIME : 1:04.285		BEST LAP TIME : 1:04.397		DIFFERENCE : 0.112		
LAP	SECTOR 1	SECTOR 2	LAP TIME	MPH	DIFF	TIME OF DAY
1 -	44.285	28.663	1:12.948	80.95	8.551	11:15:47.656
2 -	38.434	29.382	1:07.816	87.08	3.419	11:16:55.472
3 -	38.958	28.070	1:07.028 (3)	88.10	2.631	11:18:02.500
4 -	37.439	26.958	1:04.397 (1)	91.70		11:19:06.897
5 -	37.327	27.181	1:04.508 (2)	91.54	0.111	11:20:11.405
6 -	41.911	IN PIT	1:21.472 P	72.48	17.075	11:21:32.877

P24 59 C		Caiden WILKINSON		-		
IDEAL LAP TIME : 1:04.172		BEST LAP TIME : 1:04.487		DIFFERENCE : 0.315		
LAP	SECTOR 1	SECTOR 2	LAP TIME	MPH	DIFF	TIME OF DAY
1 -	37.605	28.067	1:05.672 (3)	89.92	1.185	11:17:55.605
2 -	37.709	26.970	1:04.679 (2)	91.30	0.192	11:19:00.284
3 -	37.202	27.285	1:04.487 (1)	91.57		11:20:04.771
4 -	45.397	IN PIT	1:36.157 P	61.41	31.670	11:21:40.928

BMCRC - MRO Championships 2022 - Rnd 2 @ Silverstone National

DART Motorsport MRO 600/GP2 inc Clubman 600

QUALIFYING 1 - SECTOR ANALYSIS



SECTOR 1 = FL to I1, SECTOR 2 = I1 to FL, DIFF = Difference To Personal Best Lap, P = Crossed Finish Line in Pit Lane, D = Time Disallowed

P25		511 C		Ross CLARKE		Kawasaki ZX600RR - Ross clarke Farriery	
IDEAL LAP TIME : 1:05.013		BEST LAP TIME : 1:05.013		DIFFERENCE : 0.000			
LAP	SECTOR 1	SECTOR 2	LAP TIME	MPH	DIFF	TIME OF DAY	
1 -	39.226	28.549	1:07.775 (3)	87.13	2.762	11:18:43.543	
2 -	37.422	27.591	1:05.013 (1)	90.83		11:19:48.556	
3 -	38.115	28.146	1:06.261 (2)	89.12	1.248	11:20:54.817	

P26		22 C		Toby TRUNDLE		Yamaha YZF-R6 - Harris Motorcycles - Harlow	
IDEAL LAP TIME : 1:05.055		BEST LAP TIME : 1:05.055		DIFFERENCE : 0.000			
LAP	SECTOR 1	SECTOR 2	LAP TIME	MPH	DIFF	TIME OF DAY	
1 -	38.560	27.220	1:05.780 (3)	89.77	0.725	11:17:47.315	
2 -	38.234	26.821	1:05.055 (1)	90.77		11:18:52.370	
3 -	38.437	26.912	1:05.349 (2)	90.37	0.294	11:19:57.719	
4 -	39.041	28.911	1:07.952	86.90	2.897	11:21:05.671	

P27		168 C		Aaron DALRYMPLE		Yamaha R6 -	
IDEAL LAP TIME : 1:05.521		BEST LAP TIME : 1:05.521		DIFFERENCE : 0.000			
LAP	SECTOR 1	SECTOR 2	LAP TIME	MPH	DIFF	TIME OF DAY	
1 -	45.037	29.244	1:14.281	79.50	8.760	11:15:51.766	
2 -	38.927	28.566	1:07.493	87.50	1.972	11:16:59.259	
3 -	37.985	27.896	1:05.881 (2)	89.64	0.360	11:18:05.140	
4 -	37.686	27.835	1:05.521 (1)	90.13		11:19:10.661	
5 -	37.946	28.275	1:06.221 (3)	89.18	0.700	11:20:16.882	
6 -	40.536	30.987	1:11.523	82.57	6.002	11:21:28.405	

P28		219		Tony COE		Yamaha YZF-R6 -	
IDEAL LAP TIME : 1:05.918		BEST LAP TIME : 1:05.952		DIFFERENCE : 0.034			
LAP	SECTOR 1	SECTOR 2	LAP TIME	MPH	DIFF	TIME OF DAY	
1 -	38.591	28.060	1:06.651 (3)	88.60	0.699	11:18:19.041	
2 -	38.030	28.039	1:06.069 (2)	89.38	0.117	11:19:25.110	
3 -	37.879	28.073	1:05.952 (1)	89.54		11:20:31.062	
4 -	42.289	IN PIT	1:25.783 P	68.84	19.831	11:21:56.845	

P29		83		Talan SKEELS-PIGGINS		Yamaha R6 - Talan Racing	
IDEAL LAP TIME : 1:06.353		BEST LAP TIME : 1:06.353		DIFFERENCE : 0.000			
LAP	SECTOR 1	SECTOR 2	LAP TIME	MPH	DIFF	TIME OF DAY	
1 -	40.087	28.374	1:08.461	86.26	2.108	11:16:50.471	
2 -	38.686	28.461	1:07.147 (3)	87.95	0.794	11:17:57.618	
3 -	38.554	28.433	1:06.987 (2)	88.16	0.634	11:19:04.605	
4 -	38.405	27.948	1:06.353 (1)	89.00		11:20:10.958	
5 -	41.852	IN PIT	1:32.225 P	64.03	25.872	11:21:43.183	

P30		686 C		Liam SPILLER		Yamaha R6 - LD Renovate Ltd	
IDEAL LAP TIME : 1:06.168		BEST LAP TIME : 1:06.411		DIFFERENCE : 0.243			
LAP	SECTOR 1	SECTOR 2	LAP TIME	MPH	DIFF	TIME OF DAY	
1 -	44.133	28.578	1:12.711	81.22	6.300	11:15:46.610	
2 -	39.106	29.481	1:08.587	86.10	2.176	11:16:55.197	
3 -	38.932	28.301	1:07.233 (2)	87.83	0.822	11:18:02.430	
4 -	38.833	27.578	1:06.411 (1)	88.92		11:19:08.841	
5 -	38.590	28.706	1:07.296 (3)	87.75	0.885	11:20:16.137	
6 -	39.950	31.087	1:11.037	83.13	4.626	11:21:27.174	

BMCRC - MRO Championships 2022 - Rnd 2 @ Silverstone National

DART Motorsport MRO 600/GP2 inc Clubman 600

QUALIFYING 1 - SECTOR ANALYSIS



SECTOR 1 = FL to I1, SECTOR 2 = I1 to FL, DIFF = Difference To Personal Best Lap, P = Crossed Finish Line in Pit Lane, D = Time Disallowed

P31		8 C		Dave SAUNDERS		Honda CBR600 - Mum/Dad/JW MOT/Parks Utility	
IDEAL LAP TIME : 1:07.176		BEST LAP TIME : 1:07.208		DIFFERENCE : 0.032			
LAP	SECTOR 1	SECTOR 2	LAP TIME	MPH	DIFF	TIME OF DAY	
1 -	40.278	27.898	1:08.176 (2)	86.62	0.968	11:18:47.118	
2 -	39.278	27.930	1:07.208 (1)	87.87		11:19:54.326	
3 -	40.463	30.790	1:11.253 (3)	82.88	4.045	11:21:05.579	

P32		11		Stephen PARSONS		Kawasaki ZX6 -	
IDEAL LAP TIME : 1:10.007		BEST LAP TIME : 1:10.007		DIFFERENCE : 0.000			
LAP	SECTOR 1	SECTOR 2	LAP TIME	MPH	DIFF	TIME OF DAY	
1 -	41.353	30.639	1:11.992 (2)	82.03	1.985	11:19:06.758	
2 -	39.959	30.048	1:10.007 (1)	84.35		11:20:16.765	
3 -	44.279	IN PIT	1:30.361 P	65.35	20.354	11:21:47.126	

P33		23		Joe ELLIS		Kawasaki ZX636 - Jpr	
IDEAL LAP TIME : 1:12.921		BEST LAP TIME : 1:12.921		DIFFERENCE : 0.000			
LAP	SECTOR 1	SECTOR 2	LAP TIME	MPH	DIFF	TIME OF DAY	
1 -	43.554	32.579	1:16.133 (2)	77.57	3.212	11:19:42.116	
2 -	41.183	31.738	1:12.921 (1)	80.98		11:20:55.037	

BMCRC - MRO Championships 2022 - Rnd 2 @ Silverstone National

DART Motorsport MRO 600/GP2 inc Clubman 600

QUALIFYING 1 - BEST SECTORS

SECTOR 1			SECTOR 2			IDEAL / BEST COMPARISON						
POS	NO	NAME	TIME	NO	NAME	TIME	POS	NO	NAME	IDEAL	BEST	DIFF
									PERFECT LAP	59.817		
1	961	SIM	34.724	115	McMANUS	25.093	1	961	SIM	59.931	1:00.704	0.773
2	115	McMANUS	35.061	961	SIM	25.207	2	115	McMANUS	1:00.154	1:00.154	0.000
3	15	CROSBY	35.188	15	CROSBY	25.469	3	15	CROSBY	1:00.657	1:00.657	0.000
4	661	HARRIS	35.449	661	HARRIS	25.556	4	661	HARRIS	1:01.005	1:01.005	0.000
5	87	POVAH	35.633	82	BULL	25.716	5	82	BULL	1:01.356	1:01.356	0.000
6	82	BULL	35.640	87	POVAH	25.916	6	87	POVAH	1:01.549	1:01.549	0.000
7	212	PALLET	35.835	30	MELLOR	25.939	7	37	LATHAM	1:01.844	1:01.844	0.000
8	321	MORRIS	35.862	37	LATHAM	25.940	8	30	MELLOR	1:01.882	1:02.619	0.737
9	37	LATHAM	35.904	77	WEEDEN	25.963	9	212	PALLET	1:01.983	1:02.215	0.232
10	30	MELLOR	35.943	13	EDMONDSON	26.008	10	13	EDMONDSON	1:02.140	1:02.227	0.087
11	5	REYNOLDS	35.970	212	PALLET	26.148	11	321	MORRIS	1:02.201	1:02.201	0.000
12	13	EDMONDSON	36.132	45	MARSH	26.330	12	5	REYNOLDS	1:02.482	1:02.526	0.044
13	78	EVANS	36.210	78	EVANS	26.332	13	78	EVANS	1:02.542	1:02.542	0.000
14	169	CUNNINGHAM	36.281	321	MORRIS	26.339	14	77	WEEDEN	1:02.794	1:03.300	0.506
15	151	JONES	36.693	151	JONES	26.497	15	169	CUNNINGHAM	1:02.959	1:02.959	0.000
16	144	CRONIN	36.829	5	REYNOLDS	26.512	16	151	JONES	1:03.190	1:03.392	0.202
17	77	WEEDEN	36.831	142	JOHNSON	26.517	17	142	JOHNSON	1:03.385	1:03.385	0.000
18	142	JOHNSON	36.868	122	STENNETT	26.598	18	122	STENNETT	1:03.608	1:03.969	0.361
19	122	STENNETT	37.010	169	CUNNINGHAM	26.678	19	45	MARSH	1:03.757	1:03.805	0.048
20	20	DICKINSON	37.196	22	TRUNDLE	26.821	20	144	CRONIN	1:03.888	1:04.319	0.431
21	59	WILKINSON	37.202	33	CARPENTER	26.958	21	59	WILKINSON	1:04.172	1:04.487	0.315
22	33	CARPENTER	37.327	59	WILKINSON	26.970	22	33	CARPENTER	1:04.285	1:04.397	0.112
23	511	CLARKE	37.422	144	CRONIN	27.059	23	20	DICKINSON	1:04.395	1:04.395	0.000
24	45	MARSH	37.427	20	DICKINSON	27.199	24	511	CLARKE	1:05.013	1:05.013	0.000
25	168	DALRYMPLE	37.686	686	SPILLER	27.578	25	22	TRUNDLE	1:05.055	1:05.055	0.000
26	219	COE	37.879	511	CLARKE	27.591	26	168	DALRYMPLE	1:05.521	1:05.521	0.000
27	22	TRUNDLE	38.234	168	DALRYMPLE	27.835	27	219	COE	1:05.918	1:05.952	0.034
28	83	SKEELS-PIGGINS	38.405	8	SAUNDERS	27.898	28	686	SPILLER	1:06.168	1:06.411	0.243
29	686	SPILLER	38.590	83	SKEELS-PIGGINS	27.948	29	83	SKEELS-PIGGINS	1:06.353	1:06.353	0.000
30	8	SAUNDERS	39.278	219	COE	28.039	30	8	SAUNDERS	1:07.176	1:07.208	0.032
31	11	PARSONS	39.959	11	PARSONS	30.048	31	11	PARSONS	1:10.007	1:10.007	0.000
32	23	ELLIS	41.183	23	ELLIS	31.738	32	23	ELLIS	1:12.921	1:12.921	0.000
33							33	73	THOMAS		1:03.853	

BMCRC - MRO Championships 2022 - Rnd 2 @ Silverstone National

DART Motorsport MRO 600/GP2 inc Clubman 600

QUALIFYING 1 - STATISTICS

Competitors Started	33
Planned Start	2022-04-02 @ 11:16:00.000
Actual Start	2022-04-02 @ 11:14:22.462
Finish Time	2022-04-02 @ 11:27:16.952
Track Length	1.6404mi.
Total Laps	157
Total Distance Covered	257.5527mi.

Session Fastest Lap History

NO	CL	NAME	LAP TIME	TIME OF DAY	LAP	VEHICLE
661	GP2	Cameron HARRIS	1:07.840	11:15:38.679	1	Triumph 675R
661	GP2	Cameron HARRIS	1:02.554	11:16:41.221	2	Triumph 675R
961		Jack SIM	1:01.404	11:17:13.244	2	Kawasaki ZX6 R
661	GP2	Cameron HARRIS	1:01.005	11:18:43.833	4	Triumph 675R
961		Jack SIM	1:00.704	11:19:15.488	4	Kawasaki ZX6 R
15		Harrison CROSBY	1:00.657	11:19:59.245	5	Yamaha YZF
115		Eugene McMANUS	1:00.154	11:20:05.015	1	Kawasaki ZX6R

Flag History

TYPE	TIME OF DAY
GREEN	11:14:22.462
RED	11:21:56.871
FINISH	11:27:16.952

Flag Statistics

TYPE	COUNT	TOTAL LAPS	TOTAL TIME
Green	1	7	7:34.408
Red	1	0	5:20.081
Safety Car	0	0	0.000
FCY	0	0	0.000

BMCRC - MRO Championships 2022 - Rnd 2 @ Silverstone National

DART Motorsport MRO 600/GP2 inc Clubman 600

QUALIFYING 1 - STATISTICS

CLASS :

21 Starters

Fastest Lap History

NO	NAME	LAP TIME	TIME OF DAY	LAP	VEHICLE
122	Frankie STENNETT	1:10.753	11:15:39.272	1	Kawasaki ZX6R
151	Chloe JONES	1:10.294	11:15:39.576	1	Yamaha R6
5	John REYNOLDS	1:08.704	11:15:40.105	1	Yamaha R6
151	Chloe JONES	1:04.190	11:16:43.760	2	Yamaha R6
30	Owen MELLOR	1:03.831	11:16:46.019	2	Kawaski ZX-6
961	Jack SIM	1:01.404	11:17:13.244	2	Kawasaki ZX6 R
961	Jack SIM	1:00.704	11:19:15.488	4	Kawasaki ZX6 R
15	Harrison CROSBY	1:00.657	11:19:59.245	5	Yamaha YZF
115	Eugene McMANUS	1:00.154	11:20:05.015	1	Kawasaki ZX6R

BMCRC - MRO Championships 2022 - Rnd 2 @ Silverstone National

DART Motorsport MRO 600/GP2 inc Clubman 600

QUALIFYING 1 - STATISTICS

CLASS : C

10 Starters

Fastest Lap History

NO	NAME	LAP TIME	TIME OF DAY	LAP	VEHICLE
45	Jake MARSH	1:10.828	11:15:39.301	1	Kawasaki ZX6R
45	Jake MARSH	1:06.971	11:16:46.264	2	Kawasaki ZX6R
22	Toby TRUNDLE	1:05.780	11:17:47.319	1	Yamaha YZF-R6
45	Jake MARSH	1:04.248	11:17:50.511	3	Kawasaki ZX6R
212	Matt PALLETT	1:03.062	11:18:30.847	1	Yamaha R6
212	Matt PALLETT	1:02.215	11:20:37.063	3	Yamaha R6

BMCRC - MRO Championships 2022 - Rnd 2 @ Silverstone National

DART Motorsport MRO 600/GP2 inc Clubman 600

QUALIFYING 1 - STATISTICS

CLASS : GP2

2 Starters

Fastest Lap History

NO	NAME	LAP TIME	TIME OF DAY	LAP	VEHICLE
661	Cameron HARRIS	1:07.840	11:15:38.679	1	Triumph 675R
661	Cameron HARRIS	1:02.554	11:16:41.221	2	Triumph 675R
661	Cameron HARRIS	1:01.607	11:17:42.828	3	Triumph 675R
661	Cameron HARRIS	1:01.005	11:18:43.833	4	Triumph 675R

BMCRC - MRO Championships 2022 - Rnd 2 @ Silverstone National



DART Motorsport MRO 600/GP2 inc Clubman 600

QUALIFYING 2 - CLASSIFICATION

POS	NO	CL	PIC NAME	ENTRY	TIME	ON	LAPS	GAP	DIFF	MPH
1	15		1 Harrison CROSBY	Yamaha YZF - Mum & Dad	1:00.385	3	3			97.80
2	37		2 Alex LATHAM	Triumph DAYTONA - BR-8 / McCrash Racing	1:00.559	3	3	0.174	0.174	97.51
3	661	GP2	1 Cameron HARRIS	Triumph 675R - HARRIS PERFORMANCE	1:01.397	2	3	1.012	0.838	96.18
4	142		3 Christopher JOHNSON	Kawasaki ZX636 -	1:01.495	3	3	1.110	0.098	96.03
5	82		4 James BULL	MV Agusta F3 - dad / team bull racing	1:01.754	1	1	1.369	0.259	95.63
6	77		5 Tom WEEDEN	Yamaha R6 - Nobby Bear	1:02.109	3	3	1.724	0.355	95.08
7	30	C	1 Owen MELLOR	Kawaski ZX-6 - BDS Motorcycles	1:02.165	2	3	1.780	0.056	94.99
8	321		6 Martin MORRIS	Kawasaki ZX6R - Morris Racing, Obsession Engineerin	1:02.633	1	1	2.248	0.468	94.29
9	122		7 Frankie STENNETT	Kawasaki ZX6R - Thepeoplesbike.com	1:02.744	3	3	2.359	0.111	94.12
10	5		8 John REYNOLDS	Yamaha R6 - Fins Motorcycles	1:02.810	3	3	2.425	0.066	94.02
11	511	C	2 Ross CLARKE	Kawasaki ZX600RR - Ross clarke Farriery	1:03.275	3	3	2.890	0.465	93.33
12	22	C	3 Toby TRUNDLE	Yamaha YZF-R6 - Harris Motorcycles - Harlow	1:03.563	2	3	3.178	0.288	92.91
13	45	C	4 Jake MARSH	Kawasaki ZX6R - Zipped Up Racing	1:03.634	2	3	3.249	0.071	92.80
14	151		9 Chloe JONES	Yamaha R6 - RICH ENERGY OMG RACING	1:03.911	1	1	3.526	0.277	92.40
15	59	C	5 Caiden WILKINSON	Kawasaki ZX6R -	1:04.021	2	3	3.636	0.110	92.24
16	212	C	6 Matt PALLETT	Yamaha R6 - BDA Chartered Architects	1:04.106	2	2	3.721	0.085	92.12
17	87		10 Keith POVAH	Yamaha R6 - Instagram @crap.sack give us a follow!	1:04.121	2	2	3.736	0.015	92.10
18	169		11 Gareth CUNNINGHAM	Yamaha R6 - Burnham cars ltd	1:04.477	3	3	4.092	0.356	91.59
19	168	C	7 Aaron DALRYMPLE	Yamaha R6 -	1:04.506	3	3	4.121	0.029	91.55
20	33	C	8 Aaren CARPENTER	Kawasaki ZX6R - Slugcrow Racing	1:04.992	2	3	4.607	0.486	90.86
21	73	C	9 Jamie THOMAS	Yamaha R6 - Team RubyRacing	1:05.137	3	3	4.752	0.145	90.66
22	20		12 Kai DICKINSON	Kawasaki ZX636 - team JPR	1:05.888	2	3	5.503	0.751	89.63
23	144		13 Nick CRONIN	Yamaha R6 -	1:06.119	2	3	5.734	0.231	89.31
24	11		14 Stephen PARSONS	Kawasaki ZX6 -	1:06.489	2	3	6.104	0.370	88.82
25	686	C	10 Liam SPILLER	Yamaha R6 - LD Renovate Ltd	1:07.225	2	3	6.840	0.736	87.84
26	8	C	11 Dave SAUNDERS	Honda CBR600 - Mum/Dad/JW MOT/Parks Utility	1:08.722	2	2	8.337	1.497	85.93
27	23		15 Joe ELLIS	Kawasaki ZX636 - Jpr	1:13.370	2	2	12.985	4.648	80.49
28	961		16 Jack SIM	Kawasaki ZX6 R - Vanguard Motorsport, Platform Lift E			1			

Weather / Track : Cloudy / Dry

These results are provisional until the conclusion of any judicial and technical matters.

Silverstone National: 1.6404 miles
Date: 02/04/2022 Start: 11:43 Finish: 11:50

Clerk Of Course :

Stewards :

Timekeeper : Craig Smith

Results can be found at www.tsl-timing.com

Printed - 11:50 Saturday, 02 April 2022



BMCRC - MRO Championships 2022 - Rnd 2 @ Silverstone National

DART Motorsport MRO 600/GP2 inc Clubman 600

QUALIFYING 2 - SECTOR ANALYSIS



SECTOR 1 = FL to I1, SECTOR 2 = I1 to FL, DIFF = Difference To Personal Best Lap, P = Crossed Finish Line in Pit Lane, D = Time Disallowed

P1	15	Harrison CROSBY	Yamaha YZF - Mum & Dad			
IDEAL LAP TIME : 1:00.385		BEST LAP TIME : 1:00.385		DIFFERENCE : 0.000		
LAP	SECTOR 1	SECTOR 2	LAP TIME	MPH	DIFF	TIME OF DAY
1 -	39.782	26.153	1:05.935 (3)	89.56	5.550	11:45:13.769
2 -	35.432	25.649	1:01.081 (2)	96.68	0.696	11:46:14.850
3 -	34.771	25.614	1:00.385 (1)	97.80		11:47:15.235
P2	37	Alex LATHAM	Triumph DAYTONA - BR-8 / McCrash Racing			
IDEAL LAP TIME : 1:00.559		BEST LAP TIME : 1:00.559		DIFFERENCE : 0.000		
LAP	SECTOR 1	SECTOR 2	LAP TIME	MPH	DIFF	TIME OF DAY
1 -	42.399	26.414	1:08.813 (3)	85.82	8.254	11:45:18.599
2 -	35.260	25.550	1:00.810 (2)	97.11	0.251	11:46:19.409
3 -	35.210	25.349	1:00.559 (1)	97.51		11:47:19.968
P3	661 GP2	Cameron HARRIS	Triumph 675R - HARRIS PERFORMANCE			
IDEAL LAP TIME : 1:00.697		BEST LAP TIME : 1:01.397		DIFFERENCE : 0.700		
LAP	SECTOR 1	SECTOR 2	LAP TIME	MPH	DIFF	TIME OF DAY
1 -	40.605	25.704	1:06.309 (3)	89.06	4.912	11:45:12.818
2 -	35.483	25.914	1:01.397 (1)	96.18		11:46:14.215
3 -	34.993	26.737	1:01.730 (2)	95.66	0.333	11:47:15.945
P4	142	Christopher JOHNSON	Kawasaki ZX636 -			
IDEAL LAP TIME : 1:01.495		BEST LAP TIME : 1:01.495		DIFFERENCE : 0.000		
LAP	SECTOR 1	SECTOR 2	LAP TIME	MPH	DIFF	TIME OF DAY
1 -	41.713	26.789	1:08.502 (3)	86.21	7.007	11:45:15.716
2 -	36.066	26.185	1:02.251 (2)	94.86	0.756	11:46:17.967
3 -	35.802	25.693	1:01.495 (1)	96.03		11:47:19.462
P5	82	James BULL	MV Agusta F3 - dad / team bull racing			
IDEAL LAP TIME : 1:01.474		BEST LAP TIME : 1:01.754		DIFFERENCE : 0.280		
LAP	SECTOR 1	SECTOR 2	LAP TIME	MPH	DIFF	TIME OF DAY
1 -	35.796	25.958	1:01.754 (1)	95.63		11:46:58.915
P6	77	Tom WEEDEN	Yamaha R6 - Nobby Bear			
IDEAL LAP TIME : 1:02.109		BEST LAP TIME : 1:02.109		DIFFERENCE : 0.000		
LAP	SECTOR 1	SECTOR 2	LAP TIME	MPH	DIFF	TIME OF DAY
1 -	41.354	25.957	1:07.311 (3)	87.73	5.202	11:45:13.208
2 -	36.740	25.704	1:02.444 (2)	94.57	0.335	11:46:15.652
3 -	36.491	25.618	1:02.109 (1)	95.08		11:47:17.761
P7	30 C	Owen MELLOR	Kawaski ZX-6 - BDS Motorcycles			
IDEAL LAP TIME : 1:02.165		BEST LAP TIME : 1:02.165		DIFFERENCE : 0.000		
LAP	SECTOR 1	SECTOR 2	LAP TIME	MPH	DIFF	TIME OF DAY
1 -	41.510	26.529	1:08.039 (3)	86.79	5.874	11:45:24.905
2 -	35.705	26.460	1:02.165 (1)	94.99		11:46:27.070
3 -	36.118	26.524	1:02.642 (2)	94.27	0.477	11:47:29.712
P8	321	Martin MORRIS	Kawasaki ZX6R - Morris Racing, Obsession Engineering			
IDEAL LAP TIME : 1:02.452		BEST LAP TIME : 1:02.633		DIFFERENCE : 0.181		
LAP	SECTOR 1	SECTOR 2	LAP TIME	MPH	DIFF	TIME OF DAY
1 -	36.117	26.516	1:02.633 (1)	94.29		11:47:05.211

BMCRC - MRO Championships 2022 - Rnd 2 @ Silverstone National

DART Motorsport MRO 600/GP2 inc Clubman 600

QUALIFYING 2 - SECTOR ANALYSIS



SECTOR 1 = FL to I1, SECTOR 2 = I1 to FL, DIFF = Difference To Personal Best Lap, P = Crossed Finish Line in Pit Lane, D = Time Disallowed

P9 122		Frankie STENNETT		Kawasaki ZX6R - Thepeoplesbike.com		
IDEAL LAP TIME : 1:02.693		BEST LAP TIME : 1:02.744		DIFFERENCE : 0.051		
LAP	SECTOR 1	SECTOR 2	LAP TIME	MPH	DIFF	TIME OF DAY
1 -	41.389	26.719	1:08.108 (3)	86.71	5.364	11:45:18.842
2 -	36.507	26.465	1:02.972 (2)	93.78	0.228	11:46:21.814
3 -	36.427	26.317	1:02.744 (1)	94.12		11:47:24.558

P10 5		John REYNOLDS		Yamaha R6 - Fins Motorcycles		
IDEAL LAP TIME : 1:02.559		BEST LAP TIME : 1:02.810		DIFFERENCE : 0.251		
LAP	SECTOR 1	SECTOR 2	LAP TIME	MPH	DIFF	TIME OF DAY
1 -	41.226	27.034	1:08.260 (3)	86.51	5.450	11:45:19.504
2 -	36.316	26.537	1:02.853 (2)	93.96	0.043	11:46:22.357
3 -	36.022	26.788	1:02.810 (1)	94.02		11:47:25.167

P11 511 C		Ross CLARKE		Kawasaki ZX600RR - Ross clarke Farriery		
IDEAL LAP TIME : 1:03.165		BEST LAP TIME : 1:03.275		DIFFERENCE : 0.110		
LAP	SECTOR 1	SECTOR 2	LAP TIME	MPH	DIFF	TIME OF DAY
1 -	45.729	29.357	1:15.086 (3)	78.65	11.811	11:45:31.150
2 -	37.538	27.232	1:04.770 (2)	91.17	1.495	11:46:35.920
3 -	35.933	27.342	1:03.275 (1)	93.33		11:47:39.195

P12 22 C		Toby TRUNDLE		Yamaha YZF-R6 - Harris Motorcycles - Harlow		
IDEAL LAP TIME : 1:03.561		BEST LAP TIME : 1:03.563		DIFFERENCE : 0.002		
LAP	SECTOR 1	SECTOR 2	LAP TIME	MPH	DIFF	TIME OF DAY
1 -	42.583	27.762	1:10.345 (3)	83.95	6.782	11:45:27.207
2 -	36.934	26.629	1:03.563 (1)	92.91		11:46:30.770
3 -	36.932	26.638	1:03.570 (2)	92.90	0.007	11:47:34.340

P13 45 C		Jake MARSH		Kawasaki ZX6R - Zipped Up Racing		
IDEAL LAP TIME : 1:03.175		BEST LAP TIME : 1:03.634		DIFFERENCE : 0.459		
LAP	SECTOR 1	SECTOR 2	LAP TIME	MPH	DIFF	TIME OF DAY
1 -	43.790	27.791	1:11.581 (3)	82.50	7.947	11:45:25.278
2 -	37.393	26.241	1:03.634 (1)	92.80		11:46:28.912
3 -	36.934	27.686	1:04.620 (2)	91.39	0.986	11:47:33.532

P14 151		Chloe JONES		Yamaha R6 - RICH ENERGY OMG RACING		
IDEAL LAP TIME : 1:03.135		BEST LAP TIME : 1:03.911		DIFFERENCE : 0.776		
LAP	SECTOR 1	SECTOR 2	LAP TIME	MPH	DIFF	TIME OF DAY
1 -	37.152	26.759	1:03.911 (1)	92.40		11:46:46.109

P15 59 C		Caiden WILKINSON		Kawasaki ZX6R -		
IDEAL LAP TIME : 1:02.958		BEST LAP TIME : 1:04.021		DIFFERENCE : 1.063		
LAP	SECTOR 1	SECTOR 2	LAP TIME	MPH	DIFF	TIME OF DAY
1 -	42.337	27.927	1:10.264 (3)	84.04	6.243	11:45:21.547
2 -	37.201	26.820	1:04.021 (1)	92.24		11:46:25.568
3 -	36.138	28.907	1:05.045 (2)	90.79	1.024	11:47:30.613

P16 212 C		Matt PALLETT		Yamaha R6 - BDA Chartered Architects		
IDEAL LAP TIME : 1:03.205		BEST LAP TIME : 1:04.106		DIFFERENCE : 0.901		
LAP	SECTOR 1	SECTOR 2	LAP TIME	MPH	DIFF	TIME OF DAY
1 -	52.009	28.126	1:20.135 (2)	73.69	16.029	11:45:42.375
2 -	37.484	26.622	1:04.106 (1)	92.12		11:46:46.481

BMCRC - MRO Championships 2022 - Rnd 2 @ Silverstone National

DART Motorsport MRO 600/GP2 inc Clubman 600

QUALIFYING 2 - SECTOR ANALYSIS



SECTOR 1 = FL to I1, SECTOR 2 = I1 to FL, DIFF = Difference To Personal Best Lap, P = Crossed Finish Line in Pit Lane, D = Time Disallowed

P17	87	Keith POVAH	Yamaha R6 - Instagram @crap.sack give us a follow!			
IDEAL LAP TIME : 1:02.574		BEST LAP TIME : 1:04.121		DIFFERENCE : 1.547		
LAP	SECTOR 1	SECTOR 2	LAP TIME	MPH	DIFF	TIME OF DAY
1 -	40.831	26.366	1:07.197 (2)	87.88	3.076	11:45:21.541
2 -	37.617	26.504	1:04.121 (1)	92.10		11:46:25.662

P18	169	Gareth CUNNINGHAM	Yamaha R6 - Burnham cars ltd			
IDEAL LAP TIME : 1:04.313		BEST LAP TIME : 1:04.477		DIFFERENCE : 0.164		
LAP	SECTOR 1	SECTOR 2	LAP TIME	MPH	DIFF	TIME OF DAY
1 -	43.981	29.593	1:13.574 (3)	80.26	9.097	11:45:31.642
2 -	38.101	27.627	1:05.728 (2)	89.85	1.251	11:46:37.370
3 -	36.686	27.791	1:04.477 (1)	91.59		11:47:41.847

P19	168 C	Aaron DALRYMPLE	Yamaha R6 -			
IDEAL LAP TIME : 1:04.285		BEST LAP TIME : 1:04.506		DIFFERENCE : 0.221		
LAP	SECTOR 1	SECTOR 2	LAP TIME	MPH	DIFF	TIME OF DAY
1 -	43.540	28.673	1:12.213 (3)	81.78	7.707	11:45:24.694
2 -	37.738	27.021	1:04.759 (2)	91.19	0.253	11:46:29.453
3 -	37.264	27.242	1:04.506 (1)	91.55		11:47:33.959

P20	33 C	Aaren CARPENTER	Kawasaki ZX6R - Slugcrow Racing			
IDEAL LAP TIME : 1:04.284		BEST LAP TIME : 1:04.992		DIFFERENCE : 0.708		
LAP	SECTOR 1	SECTOR 2	LAP TIME	MPH	DIFF	TIME OF DAY
1 -	42.067	27.271	1:09.338 (3)	85.17	4.346	11:45:22.314
2 -	37.568	27.424	1:04.992 (1)	90.86		11:46:27.306
3 -	37.013	28.777	1:05.790 (2)	89.76	0.798	11:47:33.096

P21	73 C	Jamie THOMAS	Yamaha R6 - Team RubyRacing			
IDEAL LAP TIME : 1:04.667		BEST LAP TIME : 1:05.137		DIFFERENCE : 0.470		
LAP	SECTOR 1	SECTOR 2	LAP TIME	MPH	DIFF	TIME OF DAY
1 -	42.570	27.138	1:09.708 (3)	84.72	4.571	11:45:21.435
2 -	38.065	27.155	1:05.220 (2)	90.54	0.083	11:46:26.655
3 -	37.529	27.608	1:05.137 (1)	90.66		11:47:31.792

P22	20	Kai DICKINSON	Kawasaki ZX636 - team JPR			
IDEAL LAP TIME : 1:05.585		BEST LAP TIME : 1:05.888		DIFFERENCE : 0.303		
LAP	SECTOR 1	SECTOR 2	LAP TIME	MPH	DIFF	TIME OF DAY
1 -	43.566	28.947	1:12.513 (3)	81.44	6.625	11:45:34.004
2 -	37.777	28.111	1:05.888 (1)	89.63		11:46:39.892
3 -	37.474	28.708	1:06.182 (2)	89.23	0.294	11:47:46.074

P23	144	Nick CRONIN	Yamaha R6 -			
IDEAL LAP TIME : 1:04.626		BEST LAP TIME : 1:06.119		DIFFERENCE : 1.493		
LAP	SECTOR 1	SECTOR 2	LAP TIME	MPH	DIFF	TIME OF DAY
1 -	43.131	28.233	1:11.364 (2)	82.75	5.245	11:45:20.447
2 -	38.236	27.883	1:06.119 (1)	89.31		11:46:26.566
3 -	36.743	IN PIT	1:16.671 P	77.02	10.552	11:47:43.237

P24	11	Stephen PARSONS	Kawasaki ZX6 -			
IDEAL LAP TIME : 1:06.232		BEST LAP TIME : 1:06.489		DIFFERENCE : 0.257		
LAP	SECTOR 1	SECTOR 2	LAP TIME	MPH	DIFF	TIME OF DAY
1 -	45.074	29.373	1:14.447 (3)	79.32	7.958	11:45:33.579
2 -	38.003	28.486	1:06.489 (1)	88.82		11:46:40.068
3 -	37.746	30.042	1:07.788 (2)	87.11	1.299	11:47:47.856

BMCRC - MRO Championships 2022 - Rnd 2 @ Silverstone National

DART Motorsport MRO 600/GP2 inc Clubman 600

QUALIFYING 2 - SECTOR ANALYSIS



SECTOR 1 = FL to I1, SECTOR 2 = I1 to FL, DIFF = Difference To Personal Best Lap, P = Crossed Finish Line in Pit Lane, D = Time Disallowed

LAP	SECTOR 1	SECTOR 2	LAP TIME	MPH	DIFF	TIME OF DAY
P25 686 C Liam SPILLER Yamaha R6 - LD Renovate Ltd						
IDEAL LAP TIME : 1:06.571		BEST LAP TIME : 1:07.225		DIFFERENCE : 0.654		
1 -	44.849	29.429	1:14.278 (3)	79.50	7.053	11:45:32.046
2 -	38.597	28.628	1:07.225 (1)	87.84		11:46:39.271
3 -	37.943	29.716	1:07.659 (2)	87.28	0.434	11:47:46.930
P26 8 C Dave SAUNDERS Honda CBR600 - Mum/Dad/JW MOT/Parks Utility						
IDEAL LAP TIME : 1:07.046		BEST LAP TIME : 1:08.722		DIFFERENCE : 1.676		
1 -	46.959	30.951	1:17.910 (2)	75.80	9.188	11:45:33.376
2 -	39.640	29.082	1:08.722 (1)	85.93		11:46:42.098
P27 23 Joe ELLIS Kawasaki ZX636 - Jpr						
IDEAL LAP TIME : 1:11.756		BEST LAP TIME : 1:13.370		DIFFERENCE : 1.614		
1 -	47.237	32.464	1:19.701 (2)	74.09	6.331	11:45:42.042
2 -	42.449	30.921	1:13.370 (1)	80.49		11:46:55.412
P28 961 Jack SIM Kawasaki ZX6 R - Vanguard Motorsport, Platform Lift Engineers						
IDEAL LAP TIME :		BEST LAP TIME :		DIFFERENCE :		
1 -	44.135	IN PIT	1:26.589 P	68.20		11:45:46.081

BMCRC - MRO Championships 2022 - Rnd 2 @ Silverstone National

DART Motorsport MRO 600/GP2 inc Clubman 600

QUALIFYING 2 - BEST SECTORS

SECTOR 1			SECTOR 2			IDEAL / BEST COMPARISON						
POS	NO	NAME	TIME	NO	NAME	TIME	POS	NO	NAME	IDEAL	BEST	DIFF
									PERFECT LAP	1:00.120		
1	15	CROSBY	34.771	37	LATHAM	25.349	1	15	CROSBY	1:00.385	1:00.385	0.000
2	661	HARRIS	34.993	15	CROSBY	25.614	2	37	LATHAM	1:00.559	1:00.559	0.000
3	37	LATHAM	35.210	77	WEEDEN	25.618	3	661	HARRIS	1:00.697	1:01.397	0.700
4	82	BULL	35.516	142	JOHNSON	25.693	4	82	BULL	1:01.474	1:01.754	0.280
5	30	MELLOR	35.705	661	HARRIS	25.704	5	142	JOHNSON	1:01.495	1:01.495	0.000
6	142	JOHNSON	35.802	82	BULL	25.958	6	77	WEEDEN	1:02.109	1:02.109	0.000
7	511	CLARKE	35.933	45	MARSH	26.241	7	30	MELLOR	1:02.165	1:02.165	0.000
8	321	MORRIS	35.936	122	STENNETT	26.317	8	321	MORRIS	1:02.452	1:02.633	0.181
9	5	REYNOLDS	36.022	87	POVAH	26.366	9	5	REYNOLDS	1:02.559	1:02.810	0.251
10	59	WILKINSON	36.138	30	MELLOR	26.460	10	87	POVAH	1:02.574	1:04.121	1.547
11	87	POVAH	36.208	321	MORRIS	26.516	11	122	STENNETT	1:02.693	1:02.744	0.051
12	122	STENNETT	36.376	5	REYNOLDS	26.537	12	59	WILKINSON	1:02.958	1:04.021	1.063
13	151	JONES	36.376	212	PALLET	26.622	13	151	JONES	1:03.135	1:03.911	0.776
14	77	WEEDEN	36.491	22	TRUNDLE	26.629	14	511	CLARKE	1:03.165	1:03.275	0.110
15	212	PALLET	36.583	151	JONES	26.759	15	45	MARSH	1:03.175	1:03.634	0.459
16	169	CUNNINGHAM	36.686	59	WILKINSON	26.820	16	212	PALLET	1:03.205	1:04.106	0.901
17	144	CRONIN	36.743	168	DALRYMPLE	27.021	17	22	TRUNDLE	1:03.561	1:03.563	0.002
18	22	TRUNDLE	36.932	73	THOMAS	27.138	18	33	CARPENTER	1:04.284	1:04.992	0.708
19	45	MARSH	36.934	511	CLARKE	27.232	19	168	DALRYMPLE	1:04.285	1:04.506	0.221
20	33	CARPENTER	37.013	33	CARPENTER	27.271	20	169	CUNNINGHAM	1:04.313	1:04.477	0.164
21	168	DALRYMPLE	37.264	169	CUNNINGHAM	27.627	21	144	CRONIN	1:04.626	1:06.119	1.493
22	20	DICKINSON	37.474	144	CRONIN	27.883	22	73	THOMAS	1:04.667	1:05.137	0.470
23	73	THOMAS	37.529	20	DICKINSON	28.111	23	20	DICKINSON	1:05.585	1:05.888	0.303
24	11	PARSONS	37.746	11	PARSONS	28.486	24	11	PARSONS	1:06.232	1:06.489	0.257
25	686	SPILLER	37.943	686	SPILLER	28.628	25	686	SPILLER	1:06.571	1:07.225	0.654
26	8	SAUNDERS	37.964	8	SAUNDERS	29.082	26	8	SAUNDERS	1:07.046	1:08.722	1.676
27	23	ELLIS	40.835	23	ELLIS	30.921	27	23	ELLIS	1:11.756	1:13.370	1.614
28	961	SIM	44.135				28	961	SIM			

BMCRC - MRO Championships 2022 - Rnd 2 @ Silverstone National

DART Motorsport MRO 600/GP2 inc Clubman 600

QUALIFYING 2 - STATISTICS

Competitors Started	28
Planned Start	2022-04-02 @ 11:45:00.000
Actual Start	2022-04-02 @ 11:43:53.323
Finish Time	2022-04-02 @ 11:50:08.676
Track Length	1.6404mi.
Total Laps	72
Total Distance Covered	118.1133mi.

Session Fastest Lap History

NO	CL	NAME	LAP TIME	TIME OF DAY	LAP	VEHICLE
661	GP2	Cameron HARRIS	1:06.309	11:45:12.806	1	Triumph 675R
15		Harrison CROSBY	1:05.935	11:45:13.774	1	Yamaha YZF
661	GP2	Cameron HARRIS	1:01.397	11:46:14.203	2	Triumph 675R
15		Harrison CROSBY	1:01.081	11:46:14.855	2	Yamaha YZF
37		Alex LATHAM	1:00.810	11:46:19.404	2	Triumph DAYTONA
15		Harrison CROSBY	1:00.385	11:47:15.239	3	Yamaha YZF

Flag History

TYPE	TIME OF DAY
GREEN	11:43:53.323
RED	11:47:48.411
FINISH	11:50:08.676

Flag Statistics

TYPE	COUNT	TOTAL LAPS	TOTAL TIME
Green	1	3	3:55.088
Red	1	0	2:20.264
Safety Car	0	0	0.000
FCY	0	0	0.000

BMCRC - MRO Championships 2022 - Rnd 2 @ Silverstone National

DART Motorsport MRO 600/GP2 inc Clubman 600

QUALIFYING 2 - STATISTICS

CLASS :

16 Starters

Fastest Lap History

NO	NAME	LAP TIME	TIME OF DAY	LAP	VEHICLE
77	Tom WEEDEN	1:07.311	11:45:13.212	1	Yamaha R6
15	Harrison CROSBY	1:05.935	11:45:13.774	1	Yamaha YZF
15	Harrison CROSBY	1:01.081	11:46:14.855	2	Yamaha YZF
37	Alex LATHAM	1:00.810	11:46:19.404	2	Triumph DAYTONA
15	Harrison CROSBY	1:00.385	11:47:15.239	3	Yamaha YZF

BMCRC - MRO Championships 2022 - Rnd 2 @ Silverstone National

DART Motorsport MRO 600/GP2 inc Clubman 600

QUALIFYING 2 - STATISTICS

CLASS : C

11 Starters

Fastest Lap History

NO	NAME	LAP TIME	TIME OF DAY	LAP	VEHICLE
73	Jamie THOMAS	1:09.708	11:45:21.441	1	Yamaha R6
33	Aaren CARPENTER	1:09.338	11:45:22.319	1	Kawasaki ZX6R
30	Owen MELLOR	1:08.039	11:45:24.918	1	Kawaski ZX-6
59	Caiden WILKINSON	1:04.021	11:46:25.572	2	Kawasaki ZX6R
30	Owen MELLOR	1:02.165	11:46:27.084	2	Kawaski ZX-6

BMCRC - MRO Championships 2022 - Rnd 2 @ Silverstone National

DART Motorsport MRO 600/GP2 inc Clubman 600

QUALIFYING 2 - STATISTICS

CLASS : GP2

1 Starters

Fastest Lap History

NO	NAME	LAP TIME	TIME OF DAY	LAP	VEHICLE
661	Cameron HARRIS	1:06.309	11:45:12.806	1	Triumph 675R
661	Cameron HARRIS	1:01.397	11:46:14.203	2	Triumph 675R

BMCRC - MRO Championships 2022 - Rnd 2 @ Silverstone National



DART Motorsport MRO 600/GP2 inc Clubman 600

QUALIFYING - COMBINED CLASSIFICATION

POS	NO	CL	PIC NAME	ENTRY	FIRST		SECOND		GAP	DIFF
					TIME	LAPS	TIME	LAPS		
1	115		1 Eugene McMANUS	Kawasaki ZX6R -	1:00.154	2		0		
2	15		2 Harrison CROSBY	Yamaha YZF - Mum & Dad	1:00.657	6	1:00.385	3	0.231	0.231
3	37		3 Alex LATHAM	Triumph DAYTONA - BR-8 / McCrash Racing	1:01.844	4	1:00.559	3	0.405	0.174
4	961		4 Jack SIM	Kawasaki ZX6 R - Vanguard Motorsport, Platform Lift	1:00.704	6		1	0.550	0.145
5	661	GP2	1 Cameron HARRIS	Triumph 675R - HARRIS PERFORMANCE	1:01.005	7	1:01.397	3	0.851	0.301
6	82		5 James BULL	MV Agusta F3 - dad / team bull racing	1:01.356	6	1:01.754	1	1.202	0.351
7	142		6 Christopher JOHNSON	Kawasaki ZX636 -	1:03.385	4	1:01.495	3	1.341	0.139
8	87		7 Keith POVAH	Yamaha R6 - Instagram @crap.sack give us a follow!	1:01.549	4	1:04.121	2	1.395	0.054
9	77		8 Tom WEEDEN	Yamaha R6 - Nobby Bear	1:03.300	4	1:02.109	3	1.955	0.560
10	30	C	1 Owen MELLOR	Kawaski ZX-6 - BDS Motorcycles	1:02.619	6	1:02.165	3	2.011	0.056
11	321		9 Martin MORRIS	Kawasaki ZX6R - Morris Racing, Obsession Engineerir	1:02.201	4	1:02.633	1	2.047	0.036
12	212	C	2 Matt PALLETT	Yamaha R6 - BDA Chartered Architects	1:02.215	3	1:04.106	2	2.061	0.014
13	13		10 Doug EDMONDSON	Triumph DAYTONA - Stan Stephens Tuning	1:02.227	6		0	2.073	0.012
14	5		11 John REYNOLDS	Yamaha R6 - Fins Motorcycles	1:02.526	6	1:02.810	3	2.372	0.299
15	78	GP2	2 Mark EVANS	Harris MOTO 2 - PHG contracting	1:02.542	6		0	2.388	0.016
16	122		12 Frankie STENNETT	Kawasaki ZX6R - Thepeoplesbike.com	1:03.969	6	1:02.744	3	2.590	0.202
17	169		13 Gareth CUNNINGHAM	Yamaha R6 - Burnham cars ltd	1:02.959	6	1:04.477	3	2.805	0.215
18	511	C	3 Ross CLARKE	Kawasaki ZX600RR - Ross clarke Farriery	1:05.013	3	1:03.275	3	3.121	0.316
19	151		14 Chloe JONES	Yamaha R6 - RICH ENERGY OMG RACING	1:03.392	6	1:03.911	1	3.238	0.117
20	22	C	4 Toby TRUNDLE	Yamaha YZF-R6 - Harris Motorcycles - Harlow	1:05.055	4	1:03.563	3	3.409	0.171
21	45	C	5 Jake MARSH	Kawasaki ZX6R - Zipped Up Racing	1:03.805	6	1:03.634	3	3.480	0.071
22	73	C	6 Jamie THOMAS	Yamaha R6 - Team RubyRacing	1:03.853	4	1:05.137	3	3.699	0.219
23	59	C	7 Caiden WILKINSON	Kawasaki ZX6R -	1:04.487	4	1:04.021	3	3.867	0.168
24	144		15 Nick CRONIN	Yamaha R6 -	1:04.319	4	1:06.119	3	4.165	0.298
25	20		16 Kai DICKINSON	Kawasaki ZX636 - team JPR	1:04.395	5	1:05.888	3	4.241	0.076
26	33	C	8 Aaren CARPENTER	Kawasaki ZX6R - Slugcrow Racing	1:04.397	6	1:04.992	3	4.243	0.002
27	168	C	9 Aaron DALRYMPLE	Yamaha R6 -	1:05.521	6	1:04.506	3	4.352	0.109
28	219		17 Tony COE	Yamaha YZF-R6 -	1:05.952	4		0	5.798	1.446
29	83		18 Talan SKEELS-PIGGINS	Yamaha R6 - Talan Racing	1:06.353	5		0	6.199	0.401
30	686	C	10 Liam SPILLER	Yamaha R6 - LD Renovate Ltd	1:06.411	6	1:07.225	3	6.257	0.058
31	11		19 Stephen PARSONS	Kawasaki ZX6 -	1:10.007	3	1:06.489	3	6.335	0.078
32	8	C	11 Dave SAUNDERS	Honda CBR600 - Mum/Dad/JW MOT/Parks Utility	1:07.208	3	1:08.722	2	7.054	0.719
33	23		20 Joe ELLIS	Kawasaki ZX636 - Jpr	1:12.921	2	1:13.370	2	12.767	5.713

Weather / Track : Cloudy / Dry

Silverstone National: 1.6404 miles

These results are provisional until the conclusion of any judicial and technical matters.

Clerk Of Course :	Stewards :	Timekeeper : Craig Smith
-------------------	------------	--------------------------

Results can be found at www.tsl-timing.com

Printed - 11:53 Saturday, 02 April 2022



DART Motorsport MRO 600/GP2 inc Clubman 600

RACE 9 - GRID (8 Laps)

ROW 12	36		1:06.353	35	83 Talan SKEELS-PIGGINS	34	501 Barry MANTELL
ROW 11		33	132 Mitchell GILBERT	32	1:12.921 23 Joe ELLIS	31	1:07.208 8 Dave SAUNDERS
ROW 10		30	1:06.489 11 Stephen PARSONS	29	1:06.411 686 Liam SPILLER	28	1:05.952 219 Tony COE
ROW 9		27	1:04.506 168 Aaron DALRYMPLE	26	1:04.397 33 Aaren CARPENTER	25	1:04.395 20 Kai DICKINSON
ROW 8		24	1:04.319 144 Nick CRONIN	23	1:04.021 59 Caiden WILKINSON	22	1:03.853 73 Jamie THOMAS
ROW 7		21	1:03.634 45 Jake MARSH	20	1:03.563 22 Toby TRUNDLE	19	1:03.392 151 Chloe JONES
ROW 6		18	1:03.275 511 Ross CLARKE	17	1:02.959 169 Gareth CUNNINGHAM	16	1:02.744 122 Frankie STENNETT
ROW 5		15	1:02.542 78 Mark EVANS	14	1:02.526 5 John REYNOLDS	13	1:02.227 13 Doug EDMONDSON
ROW 4		12	1:02.215 212 Matt PALLETT	11	1:02.201 321 Martin MORRIS	10	1:02.165 30 Owen MELLOR
ROW 3		9	1:02.109 77 Tom WEEDEN	8	1:01.549 87 Keith POVAH	7	1:01.495 142 Christopher JOHNSON
ROW 2		6	1:01.356 82 James BULL	5	1:01.005 661 Cameron HARRIS	4	1:00.704 961 Jack SIM
ROW 1		3	1:00.559 37 Alex LATHAM	2	1:00.385 15 Harrison CROSBY	1	1:00.154 115 Eugene McMANUS
Pole							

Silverstone National: 1.6404 miles

These results are provisional until the conclusion of any judicial and technical matters.

Clerk Of Course :	Stewards :	Timekeeper : Craig Smith
-------------------	------------	--------------------------

Results can be found at www.tsl-timing.com

Printed - 11:55 Saturday, 02 April 2022



BMCRC - MRO Championships 2022 - Rnd 2 @ Silverstone National



DART Motorsport MRO 600/GP2 inc Clubman 600

RACE 9 - CLASSIFICATION - AMENDED

POS	NO	CL	PIC NAME	ENTRY	LAPS	TIME	GAP	DIFF	MPH	BEST	ON
1	82		1 James BULL	MV Agusta F3 - dad / team bull racing	6	6:04.412			97.23	59.824	6
2	661	GP2	1 Cameron HARRIS	Triumph 675R - HARRIS PERFORMANCE	6	6:04.584	0.172	0.172	97.19	59.466	5
3	961		2 Jack SIM	Kawasaki ZX6 R - Vanguard Motorsport, Platform L	6	6:04.982	0.570	0.398	97.08	59.627	4
4	37		3 Alex LATHAM	Triumph DAYTONA - BR-8 / McCrash Racing	6	6:05.521	1.109	0.539	96.94	59.786	5
5	115*		4 Eugene McMANUS	Kawasaki ZX6R -	6	6:10.153	5.741	4.632	95.72	58.257	6
6	30	C	1 Owen MELLOR	Kawaski ZX-6 - BDS Motorcycles	6	6:13.537	9.125	3.384	94.86	1:01.130	5
7	13		5 Doug EDMONDSON	Triumph DAYTONA - Stan Stephens Tuning	6	6:13.832	9.420	0.295	94.78	1:01.411	3
8	212	C	2 Matt PALLETT	Yamaha R6 - BDA Chartered Architects	6	6:14.001	9.589	0.169	94.74	1:01.245	5
9	5		6 John REYNOLDS	Yamaha R6 - Fins Motorcycles	6	6:14.552	10.140	0.551	94.60	1:00.912	6
10	321		7 Martin MORRIS	Kawasaki ZX6R - Morris Racing, Obsession Engine	6	6:15.973	11.561	1.421	94.24	1:01.334	6
11	59	C	3 Caiden WILKINSON	Kawasaki ZX6R -	6	6:16.024	11.612	0.051	94.23	1:00.706	5
12	511	C	4 Ross CLARKE	Kawasaki ZX600RR - Ross clarke Farriery	6	6:16.264	11.852	0.240	94.17	1:00.506	5
13	122		8 Frankie STENNETT	Kawasaki ZX6R - Thepeoplesbike.com	6	6:18.106	13.694	1.842	93.71	1:02.007	6
14	78	GP2	2 Mark EVANS	Harris MOTO 2 - PHG contracting	6	6:23.395	18.983	5.289	92.42	1:02.248	3
15	169		9 Gareth CUNNINGHAM	Yamaha R6 - Burnham cars ltd	6	6:23.800	19.388	0.405	92.32	1:02.414	3
16	151		10 Chloe JONES	Yamaha R6 - RICH ENERGY OMG RACING	6	6:24.253	19.841	0.453	92.21	1:02.721	6
17	33	C	5 Aaren CARPENTER	Kawasaki ZX6R - Slugcrow Racing	6	6:24.853	20.441	0.600	92.07	1:02.507	3
18	22	C	6 Toby TRUNDLE	Yamaha YZF-R6 - Harris Motorcycles - Harlow	6	6:25.524	21.112	0.671	91.91	1:03.336	3
19	73	C	7 Jamie THOMAS	Yamaha R6 - Team RubyRacing	6	6:30.362	25.950	4.838	90.77	1:03.641	4
20	168	C	8 Aaron DALRYMPLE	Yamaha R6 -	6	6:30.817	26.405	0.455	90.66	1:03.814	5
21	144		11 Nick CRONIN	Yamaha R6 -	6	6:32.766	28.354	1.949	90.21	1:03.837	5
22	20		12 Kai DICKINSON	Kawasaki ZX636 - team JPR	6	6:36.337	31.925	3.571	89.40	1:04.434	6
23	8	C	9 Dave SAUNDERS	Honda CBR600 - Mum/Dad/JW MOT/Parks Utility	6	6:36.790	32.378	0.453	89.30	1:04.567	6
24	11		13 Stephen PARSONS	Kawasaki ZX6 -	6	6:41.204	36.792	4.414	88.31	1:04.310	6
25	686	C	10 Liam SPILLER	Yamaha R6 - LD Renovate Ltd	6	6:43.825	39.413	2.621	87.74	1:05.344	5
26	83		14 Talan SKEELS-PIGGINS	Yamaha R6 - Talan Racing	6	6:58.769	54.357	14.944	84.61	1:07.236	6

NOT CLASSIFIED

DNF	142		Christopher JOHNSON	Kawasaki ZX636 -	1	1:03.796	5 Laps	5 Laps	92.57		
DNF	77		Tom WEEDEN	Yamaha R6 - Nobby Bear	1	1:04.055	5 Laps	0.259	92.19		
DNF	45	C	Jake MARSH	Kawasaki ZX6R - Zipped Up Racing	0						

FASTEST LAP

115			Eugene McMANUS	Kawasaki ZX6R -	6	58.257	101.37 mph	163.14 kph
661	GP2		Cameron HARRIS	Triumph 675R - HARRIS PERFORMANCE	5	59.466	99.31 mph	159.82 kph
511	C		Ross CLARKE	Kawasaki ZX600RR - Ross clarke Farriery	5	1:00.506	97.60 mph	157.07 kph

* Bike 115 - 10 second penalty - yellow flag infringement

Weather / Track : Cloudy / Dry

These results are provisional until the conclusion of any judicial and technical matters.

Race Distance: 6 Laps / 9.84 miles
Silverstone National: 1.6404 miles
Date: 02/04/2022 Start: 16:08 Finish: 16:14

Clerk Of Course :	Stewards :	Timekeeper : Craig Smith
-------------------	------------	--------------------------

Results can be found at www.tsl-timing.com

Printed - 17:28 Saturday, 02 April 2022



BMCRC - MRO Championships 2022 - Rnd 2 @ Silverstone National

DART Motorsport MRO 600/GP2 inc Clubman 600

RACE 9 - LAP CHART

LAP 1 @ 16:09:09.598

NO	BEHIND	LAP TIME
82		1:02.551
961	0.924	1:03.475
37	1.004	1:03.555
661	1.150	1:03.701
142	1.245	1:03.796
77	1.504	1:04.055
13	2.235	1:04.786
5	2.349	1:04.900
30	2.555	1:05.106
212	2.605	1:05.156
115	2.683	1:05.234
321	3.663	1:06.214
122	3.791	1:06.342
22	4.099	1:06.650
59	4.510	1:07.061
511	5.748	1:08.299
151	5.932	1:08.483
169	6.015	1:08.566
33	6.702	1:09.253
73	6.773	1:09.324
78	6.934	1:09.485
168	7.667	1:10.218
20	8.057	1:10.608
144	8.179	1:10.730
8	8.726	1:11.277
686	9.504	1:12.055
11	10.116	1:12.667
83	12.586	1:15.137

LAP 2 @ 16:10:10.779

NO	BEHIND	LAP TIME
82		1:01.181
37	0.170	1:00.347
961	0.378	1:00.635
661	1.001	1:01.032
115	1.073	59.571
13	2.797	1:01.743
212	3.558	1:02.134
30	3.702	1:02.328
5	4.210	1:03.042
321	4.567	1:02.085
122	5.453	1:02.843
22	6.339	1:03.421
59	6.441	1:03.112
511	7.141	1:02.574
151	8.140	1:03.389
169	8.797	1:03.963
78	9.192	1:03.439
33	9.622	1:04.101
73	10.378	1:04.786
168	10.670	1:04.184
20	12.246	1:05.370
144	12.357	1:05.359
8	13.340	1:05.795
686	15.640	1:07.317
11	16.125	1:07.190
83	22.466	1:11.061

LAP 3 @ 16:11:11.587

NO	BEHIND	LAP TIME
82		1:00.808
115	0.064	59.799

37	0.330	1:00.968
961	0.523	1:00.953
661	0.927	1:00.734
13	3.400	1:01.411
30	4.953	1:02.059
212	4.998	1:02.248
321	5.793	1:02.034
5	5.897	1:02.495
122	6.996	1:02.351
59	7.277	1:01.644
511	7.999	1:01.666
22	8.867	1:03.336
151	10.232	1:02.900
169	10.403	1:02.414
78	10.632	1:02.248
33	11.321	1:02.507
73	14.378	1:04.808
168	14.726	1:04.864
144	16.128	1:04.579
20	17.381	1:05.943
8	17.823	1:05.291
686	21.419	1:06.587
11	22.019	1:06.702
83	31.660	1:10.002

LAP 4 @ 16:12:10.404

NO	BEHIND	LAP TIME
115		58.753
82	1.268	1:00.085
961	1.333	59.627
661	1.873	59.763
37	2.023	1:00.510
13	6.189	1:01.606
30	7.757	1:01.621
212	8.117	1:01.936
5	9.064	1:01.984
321	9.738	1:02.762
122	10.466	1:02.287
59	10.657	1:02.197
511	10.998	1:01.816
22	14.188	1:04.138
151	14.407	1:02.992
169	14.487	1:02.901
78	14.687	1:02.872
33	15.044	1:02.540
73	19.202	1:03.641
168	19.807	1:03.898
144	21.343	1:04.032
20	23.922	1:05.358
8	24.072	1:05.066
11	28.558	1:05.356
686	29.230	1:06.628
83	40.357	1:07.514

LAP 5 @ 16:13:08.943

NO	BEHIND	LAP TIME
115		58.539
82	2.692	59.963
661	2.800	59.466
961	2.927	1:00.133
37	3.270	59.786
13	9.574	1:01.924
30	10.348	1:01.130
212	10.823	1:01.245
5	11.744	1:01.219

321	12.743	1:01.544
59	12.824	1:00.706
511	12.965	1:00.506
122	14.203	1:02.276
169	18.912	1:02.964
78	19.092	1:02.944
151	19.636	1:03.768
22	19.882	1:04.233
33	20.093	1:03.588
73	24.656	1:03.993
168	25.082	1:03.814
144	26.641	1:03.837
20	30.007	1:04.624
8	30.327	1:04.794
11	34.998	1:04.979
686	36.035	1:05.344
83	49.637	1:07.819

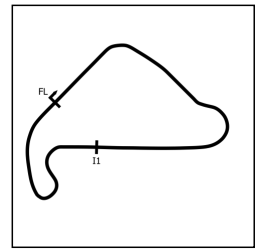
LAP 6 @ 16:14:07.200

NO	BEHIND	LAP TIME
115		58.257
82	4.259	59.824
661	4.431	59.888
961	4.829	1:00.159
37	5.368	1:00.355
30	13.384	1:01.293
13	13.679	1:02.362
212	13.848	1:01.282
5	14.399	1:00.912
321	15.820	1:01.334
59	15.871	1:01.304
511	16.111	1:01.403
122	17.953	1:02.007
78	23.242	1:02.407
169	23.647	1:02.992
151	24.100	1:02.721
33	24.700	1:02.864
22	25.371	1:03.746
73	30.209	1:03.810
168	30.664	1:03.839
144	32.613	1:04.229
20	36.184	1:04.434
8	36.637	1:04.567
11	41.051	1:04.310
686	43.672	1:05.894
83	58.616	1:07.236

BMCRC - MRO Championships 2022 - Rnd 2 @ Silverstone National

DART Motorsport MRO 600/GP2 inc Clubman 600

RACE 9 - SECTOR ANALYSIS



SECTOR 1 = FL to I1, SECTOR 2 = I1 to FL, DIFF = Difference To Personal Best Lap, P = Crossed Finish Line in Pit Lane, D = Time Disallowed

P1 115 Eugene McMANUS		Kawasaki ZX6R -				
IDEAL LAP TIME : 58.257		BEST LAP TIME : 58.257		DIFFERENCE : 0.000		
LAP	SECTOR 1	SECTOR 2	LAP TIME	MPH	DIFF	TIME OF DAY
1 -		25.657	1:05.234	90.53	6.977	16:09:12.281
2 -	34.576	24.995	59.571	99.13	1.314	16:10:11.852
3 -	34.548	25.251	59.799	98.75	1.542	16:11:11.651
4 -	34.007	24.746	58.753 (3)	100.51	0.496	16:12:10.404
5 -	33.866	24.673	58.539 (2)	100.88	0.282	16:13:08.943
6 -	33.705	24.552	58.257 (1)	101.37		16:14:07.200

P2 82 James BULL		MV Agusta F3 - dad / team bull racing				
IDEAL LAP TIME : 59.822		BEST LAP TIME : 59.824		DIFFERENCE : 0.002		
LAP	SECTOR 1	SECTOR 2	LAP TIME	MPH	DIFF	TIME OF DAY
1 -		25.756	1:02.551	94.41	2.727	16:09:09.598
2 -	35.403	25.778	1:01.181	96.52	1.357	16:10:10.779
3 -	35.251	25.557	1:00.808	97.11	0.984	16:11:11.587
4 -	34.867	25.218	1:00.085 (3)	98.28	0.261	16:12:11.672
5 -	34.778	25.185	59.963 (2)	98.48	0.139	16:13:11.635
6 -	34.637	25.187	59.824 (1)	98.71		16:14:11.459

P3 661 GP2 Cameron HARRIS		Triumph 675R - HARRIS PERFORMANCE				
IDEAL LAP TIME : 59.466		BEST LAP TIME : 59.466		DIFFERENCE : 0.000		
LAP	SECTOR 1	SECTOR 2	LAP TIME	MPH	DIFF	TIME OF DAY
1 -		25.791	1:03.701	92.70	4.235	16:09:10.748
2 -	35.900	25.132	1:01.032	96.76	1.566	16:10:11.780
3 -	35.542	25.192	1:00.734	97.23	1.268	16:11:12.514
4 -	34.867	24.896	59.763 (2)	98.81	0.297	16:12:12.277
5 -	34.756	24.710	59.466 (1)	99.31		16:13:11.743
6 -	34.920	24.968	59.888 (3)	98.61	0.422	16:14:11.631

P4 961 Jack SIM		Kawasaki ZX6 R - Vanguard Motorsport, Platform Lift Engineers				
IDEAL LAP TIME : 59.627		BEST LAP TIME : 59.627		DIFFERENCE : 0.000		
LAP	SECTOR 1	SECTOR 2	LAP TIME	MPH	DIFF	TIME OF DAY
1 -		26.571	1:03.475	93.03	3.848	16:09:10.522
2 -	35.448	25.187	1:00.635	97.39	1.008	16:10:11.157
3 -	35.654	25.299	1:00.953	96.88	1.326	16:11:12.110
4 -	34.808	24.819	59.627 (1)	99.04		16:12:11.737
5 -	34.925	25.208	1:00.133 (2)	98.21	0.506	16:13:11.870
6 -	35.023	25.136	1:00.159 (3)	98.16	0.532	16:14:12.029

P5 37 Alex LATHAM		Triumph DAYTONA - BR-8 / McCrash Racing				
IDEAL LAP TIME : 59.786		BEST LAP TIME : 59.786		DIFFERENCE : 0.000		
LAP	SECTOR 1	SECTOR 2	LAP TIME	MPH	DIFF	TIME OF DAY
1 -		25.579	1:03.555	92.92	3.769	16:09:10.602
2 -	34.962	25.385	1:00.347 (2)	97.86	0.561	16:10:10.949
3 -	35.590	25.378	1:00.968	96.86	1.182	16:11:11.917
4 -	35.271	25.239	1:00.510	97.59	0.724	16:12:12.427
5 -	34.846	24.940	59.786 (1)	98.78		16:13:12.213
6 -	35.233	25.122	1:00.355 (3)	97.84	0.569	16:14:12.568

P6 30 C Owen MELLOR		Kawaski ZX-6 - BDS Motorcycles				
IDEAL LAP TIME : 1:01.100		BEST LAP TIME : 1:01.130		DIFFERENCE : 0.030		
LAP	SECTOR 1	SECTOR 2	LAP TIME	MPH	DIFF	TIME OF DAY
1 -		26.298	1:05.106	90.70	3.976	16:09:12.153
2 -	36.127	26.201	1:02.328	94.75	1.198	16:10:14.481
3 -	35.700	26.359	1:02.059	95.16	0.929	16:11:16.540
4 -	35.913	25.708	1:01.621 (3)	95.83	0.491	16:12:18.161
5 -	35.597	25.533	1:01.130 (1)	96.60		16:13:19.291
6 -	35.567	25.726	1:01.293 (2)	96.35	0.163	16:14:20.584

BMCRC - MRO Championships 2022 - Rnd 2 @ Silverstone National

DART Motorsport MRO 600/GP2 inc Clubman 600

RACE 9 - SECTOR ANALYSIS



SECTOR 1 = FL to I1, SECTOR 2 = I1 to FL, DIFF = Difference To Personal Best Lap, P = Crossed Finish Line in Pit Lane, D = Time Disallowed

P7 13		Doug EDMONDSON		Triumph DAYTONA - Stan Stephens Tuning		
IDEAL LAP TIME : 1:01.411		BEST LAP TIME : 1:01.411		DIFFERENCE : 0.000		
LAP	SECTOR 1	SECTOR 2	LAP TIME	MPH	DIFF	TIME OF DAY
1 -		26.335	1:04.786	91.15	3.375	16:09:11.833
2 -	35.901	25.842	1:01.743 (3)	95.64	0.332	16:10:13.576
3 -	35.698	25.713	1:01.411 (1)	96.16		16:11:14.987
4 -	35.768	25.838	1:01.606 (2)	95.86	0.195	16:12:16.593
5 -	35.873	26.051	1:01.924	95.36	0.513	16:13:18.517
6 -	36.623	25.739	1:02.362	94.69	0.951	16:14:20.879

P8 212 C		Matt PALLETT		Yamaha R6 - BDA Chartered Architects		
IDEAL LAP TIME : 1:01.202		BEST LAP TIME : 1:01.245		DIFFERENCE : 0.043		
LAP	SECTOR 1	SECTOR 2	LAP TIME	MPH	DIFF	TIME OF DAY
1 -		26.266	1:05.156	90.63	3.911	16:09:12.203
2 -	35.945	26.189	1:02.134	95.04	0.889	16:10:14.337
3 -	35.829	26.419	1:02.248	94.87	1.003	16:11:16.585
4 -	35.784	26.152	1:01.936 (3)	95.35	0.691	16:12:18.521
5 -	35.578	25.667	1:01.245 (1)	96.42		16:13:19.766
6 -	35.658	25.624	1:01.282 (2)	96.36	0.037	16:14:21.048

P9 5		John REYNOLDS		Yamaha R6 - Fins Motorcycles		
IDEAL LAP TIME : 1:00.869		BEST LAP TIME : 1:00.912		DIFFERENCE : 0.043		
LAP	SECTOR 1	SECTOR 2	LAP TIME	MPH	DIFF	TIME OF DAY
1 -		26.380	1:04.900	90.99	3.988	16:09:11.947
2 -	36.688	26.354	1:03.042	93.67	2.130	16:10:14.989
3 -	35.809	26.686	1:02.495	94.49	1.583	16:11:17.484
4 -	35.899	26.085	1:01.984 (3)	95.27	1.072	16:12:19.468
5 -	35.430	25.789	1:01.219 (2)	96.46	0.307	16:13:20.687
6 -	35.080	25.832	1:00.912 (1)	96.95		16:14:21.599

P10 321		Martin MORRIS		Kawasaki ZX6R - Morris Racing, Obsession Engineering		
IDEAL LAP TIME : 1:01.334		BEST LAP TIME : 1:01.334		DIFFERENCE : 0.000		
LAP	SECTOR 1	SECTOR 2	LAP TIME	MPH	DIFF	TIME OF DAY
1 -		26.762	1:06.214	89.19	4.880	16:09:13.261
2 -	35.957	26.128	1:02.085	95.12	0.751	16:10:15.346
3 -	35.691	26.343	1:02.034 (3)	95.20	0.700	16:11:17.380
4 -	36.345	26.417	1:02.762	94.09	1.428	16:12:20.142
5 -	35.460	26.084	1:01.544 (2)	95.95	0.210	16:13:21.686
6 -	35.361	25.973	1:01.334 (1)	96.28		16:14:23.020

P11 59 C		Caiden WILKINSON		Kawasaki ZX6R -		
IDEAL LAP TIME : 1:00.384		BEST LAP TIME : 1:00.706		DIFFERENCE : 0.322		
LAP	SECTOR 1	SECTOR 2	LAP TIME	MPH	DIFF	TIME OF DAY
1 -		26.662	1:07.061	88.06	6.355	16:09:14.108
2 -	36.592	26.520	1:03.112	93.57	2.406	16:10:17.220
3 -	35.607	26.037	1:01.644 (3)	95.80	0.938	16:11:18.864
4 -	36.214	25.983	1:02.197	94.95	1.491	16:12:21.061
5 -	34.910	25.796	1:00.706 (1)	97.28		16:13:21.767
6 -	35.830	25.474	1:01.304 (2)	96.33	0.598	16:14:23.071

P12 511 C		Ross CLARKE		Kawasaki ZX600RR - Ross clarke Farriery		
IDEAL LAP TIME : 1:00.506		BEST LAP TIME : 1:00.506		DIFFERENCE : 0.000		
LAP	SECTOR 1	SECTOR 2	LAP TIME	MPH	DIFF	TIME OF DAY
1 -		27.263	1:08.299	86.46	7.793	16:09:15.346
2 -	36.440	26.134	1:02.574	94.37	2.068	16:10:17.920
3 -	35.896	25.770	1:01.666 (3)	95.76	1.160	16:11:19.586
4 -	35.579	26.237	1:01.816	95.53	1.310	16:12:21.402
5 -	34.975	25.531	1:00.506 (1)	97.60		16:13:21.908
6 -	35.762	25.641	1:01.403 (2)	96.17	0.897	16:14:23.311

BMCRC - MRO Championships 2022 - Rnd 2 @ Silverstone National

DART Motorsport MRO 600/GP2 inc Clubman 600

RACE 9 - SECTOR ANALYSIS



SECTOR 1 = FL to I1, SECTOR 2 = I1 to FL, DIFF = Difference To Personal Best Lap, P = Crossed Finish Line in Pit Lane, D = Time Disallowed

P13 122		Frankie STENNETT		Kawasaki ZX6R - Thepeoplesbike.com			
IDEAL LAP TIME : 1:01.908		BEST LAP TIME : 1:02.007		DIFFERENCE : 0.099			
LAP	SECTOR 1	SECTOR 2	LAP TIME	MPH	DIFF	TIME OF DAY	
1 -		27.028	1:06.342	89.01	4.335	16:09:13.389	
2 -	36.710	26.133	1:02.843	93.97	0.836	16:10:16.232	
3 -	36.228	26.123	1:02.351	94.71	0.344	16:11:18.583	
4 -	36.082	26.205	1:02.287 (3)	94.81	0.280	16:12:20.870	
5 -	36.314	25.962	1:02.276 (2)	94.83	0.269	16:13:23.146	
6 -	36.181	25.826	1:02.007 (1)	95.24		16:14:25.153	

P14 78 GP2		Mark EVANS		Harris MOTO 2 - PHG contracting			
IDEAL LAP TIME : 1:02.247		BEST LAP TIME : 1:02.248		DIFFERENCE : 0.001			
LAP	SECTOR 1	SECTOR 2	LAP TIME	MPH	DIFF	TIME OF DAY	
1 -		28.074	1:09.485	84.99	7.237	16:09:16.532	
2 -	37.055	26.384	1:03.439	93.09	1.191	16:10:19.971	
3 -	36.024	26.224	1:02.248 (1)	94.87		16:11:22.219	
4 -	36.301	26.571	1:02.872 (3)	93.93	0.624	16:12:25.091	
5 -	36.537	26.407	1:02.944	93.82	0.696	16:13:28.035	
6 -	36.184	26.223	1:02.407 (2)	94.63	0.159	16:14:30.442	

P15 169		Gareth CUNNINGHAM		Yamaha R6 - Burnham cars ltd			
IDEAL LAP TIME : 1:02.414		BEST LAP TIME : 1:02.414		DIFFERENCE : 0.000			
LAP	SECTOR 1	SECTOR 2	LAP TIME	MPH	DIFF	TIME OF DAY	
1 -		27.416	1:08.566	86.13	6.152	16:09:15.613	
2 -	37.344	26.619	1:03.963	92.32	1.549	16:10:19.576	
3 -	36.153	26.261	1:02.414 (1)	94.62		16:11:21.990	
4 -	36.418	26.483	1:02.901 (2)	93.88	0.487	16:12:24.891	
5 -	36.479	26.485	1:02.964 (3)	93.79	0.550	16:13:27.855	
6 -	36.301	26.691	1:02.992	93.75	0.578	16:14:30.847	

P16 151		Chloe JONES		Yamaha R6 - RICH ENERGY OMG RACING			
IDEAL LAP TIME : 1:02.664		BEST LAP TIME : 1:02.721		DIFFERENCE : 0.057			
LAP	SECTOR 1	SECTOR 2	LAP TIME	MPH	DIFF	TIME OF DAY	
1 -		27.226	1:08.483	86.23	5.762	16:09:15.530	
2 -	36.840	26.549	1:03.389	93.16	0.668	16:10:18.919	
3 -	36.553	26.347	1:02.900 (2)	93.88	0.179	16:11:21.819	
4 -	36.410	26.582	1:02.992 (3)	93.75	0.271	16:12:24.811	
5 -	37.250	26.518	1:03.768	92.61	1.047	16:13:28.579	
6 -	36.317	26.404	1:02.721 (1)	94.15		16:14:31.300	

P17 33 C		Aaren CARPENTER		Kawasaki ZX6R - Slugcrow Racing			
IDEAL LAP TIME : 1:02.001		BEST LAP TIME : 1:02.507		DIFFERENCE : 0.506			
LAP	SECTOR 1	SECTOR 2	LAP TIME	MPH	DIFF	TIME OF DAY	
1 -		27.560	1:09.253	85.27	6.746	16:09:16.300	
2 -	37.275	26.826	1:04.101	92.13	1.594	16:10:20.401	
3 -	36.428	26.079	1:02.507 (1)	94.48		16:11:22.908	
4 -	36.168	26.372	1:02.540 (2)	94.43	0.033	16:12:25.448	
5 -	36.936	26.652	1:03.588	92.87	1.081	16:13:29.036	
6 -	37.031	25.833	1:02.864 (3)	93.94	0.357	16:14:31.900	

P18 22 C		Toby TRUNDLE		Yamaha YZF-R6 - Harris Motorcycles - Harlow			
IDEAL LAP TIME : 1:03.261		BEST LAP TIME : 1:03.336		DIFFERENCE : 0.075			
LAP	SECTOR 1	SECTOR 2	LAP TIME	MPH	DIFF	TIME OF DAY	
1 -		26.999	1:06.650	88.60	3.314	16:09:13.697	
2 -	36.830	26.591	1:03.421 (2)	93.11	0.085	16:10:17.118	
3 -	36.670	26.666	1:03.336 (1)	93.24		16:11:20.454	
4 -	37.282	26.856	1:04.138	92.07	0.802	16:12:24.592	
5 -	37.299	26.934	1:04.233	91.94	0.897	16:13:28.825	
6 -	36.917	26.829	1:03.746 (3)	92.64	0.410	16:14:32.571	

BMCRC - MRO Championships 2022 - Rnd 2 @ Silverstone National

DART Motorsport MRO 600/GP2 inc Clubman 600

RACE 9 - SECTOR ANALYSIS



SECTOR 1 = FL to I1, SECTOR 2 = I1 to FL, DIFF = Difference To Personal Best Lap, P = Crossed Finish Line in Pit Lane, D = Time Disallowed

P19 73 C		Jamie THOMAS		Yamaha R6 - Team RubyRacing			
IDEAL LAP TIME : 1:03.641		BEST LAP TIME : 1:03.641		DIFFERENCE : 0.000			
LAP	SECTOR 1	SECTOR 2	LAP TIME	MPH	DIFF	TIME OF DAY	
1 -		27.439	1:09.324	85.18	5.683	16:09:16.371	
2 -	37.790	26.996	1:04.786	91.15	1.145	16:10:21.157	
3 -	37.933	26.875	1:04.808	91.12	1.167	16:11:25.965	
4 -	37.150	26.491	1:03.641 (1)	92.79		16:12:29.606	
5 -	37.391	26.602	1:03.993 (3)	92.28	0.352	16:13:33.599	
6 -	37.207	26.603	1:03.810 (2)	92.55	0.169	16:14:37.409	

P20 168 C		Aaron DALRYMPLE		Yamaha R6 -			
IDEAL LAP TIME : 1:03.502		BEST LAP TIME : 1:03.814		DIFFERENCE : 0.312			
LAP	SECTOR 1	SECTOR 2	LAP TIME	MPH	DIFF	TIME OF DAY	
1 -		27.341	1:10.218	84.10	6.404	16:09:17.265	
2 -	37.284	26.900	1:04.184	92.01	0.370	16:10:21.449	
3 -	38.001	26.863	1:04.864	91.04	1.050	16:11:26.313	
4 -	37.139	26.759	1:03.898 (3)	92.42	0.084	16:12:30.211	
5 -	37.161	26.653	1:03.814 (1)	92.54		16:13:34.025	
6 -	36.849	26.990	1:03.839 (2)	92.50	0.025	16:14:37.864	

P21 144		Nick CRONIN		Yamaha R6 -			
IDEAL LAP TIME : 1:03.834		BEST LAP TIME : 1:03.837		DIFFERENCE : 0.003			
LAP	SECTOR 1	SECTOR 2	LAP TIME	MPH	DIFF	TIME OF DAY	
1 -		28.635	1:10.730	83.49	6.893	16:09:17.777	
2 -	38.074	27.285	1:05.359	90.35	1.522	16:10:23.136	
3 -	37.556	27.023	1:04.579	91.44	0.742	16:11:27.715	
4 -	36.834	27.198	1:04.032 (2)	92.22	0.195	16:12:31.747	
5 -	36.837	27.000	1:03.837 (1)	92.51		16:13:35.584	
6 -	36.895	27.334	1:04.229 (3)	91.94	0.392	16:14:39.813	

P22 20		Kai DICKINSON		Kawasaki ZX636 - team JPR			
IDEAL LAP TIME : 1:04.434		BEST LAP TIME : 1:04.434		DIFFERENCE : 0.000			
LAP	SECTOR 1	SECTOR 2	LAP TIME	MPH	DIFF	TIME OF DAY	
1 -		28.387	1:10.608	83.64	6.174	16:09:17.655	
2 -	37.656	27.714	1:05.370	90.34	0.936	16:10:23.025	
3 -	38.519	27.424	1:05.943	89.55	1.509	16:11:28.968	
4 -	37.547	27.811	1:05.358 (3)	90.35	0.924	16:12:34.326	
5 -	37.353	27.271	1:04.624 (2)	91.38	0.190	16:13:38.950	
6 -	37.224	27.210	1:04.434 (1)	91.65		16:14:43.384	

P23 8 C		Dave SAUNDERS		Honda CBR600 - Mum/Dad/JW MOT/Parks Utility			
IDEAL LAP TIME : 1:04.419		BEST LAP TIME : 1:04.567		DIFFERENCE : 0.148			
LAP	SECTOR 1	SECTOR 2	LAP TIME	MPH	DIFF	TIME OF DAY	
1 -		28.243	1:11.277	82.85	6.710	16:09:18.324	
2 -	38.637	27.158	1:05.795	89.75	1.228	16:10:24.119	
3 -	38.620	26.671	1:05.291	90.45	0.724	16:11:29.410	
4 -	37.976	27.090	1:05.066 (3)	90.76	0.499	16:12:34.476	
5 -	38.031	26.763	1:04.794 (2)	91.14	0.227	16:13:39.270	
6 -	37.748	26.819	1:04.567 (1)	91.46		16:14:43.837	

P24 11		Stephen PARSONS		Kawasaki ZX6 -			
IDEAL LAP TIME : 1:04.310		BEST LAP TIME : 1:04.310		DIFFERENCE : 0.000			
LAP	SECTOR 1	SECTOR 2	LAP TIME	MPH	DIFF	TIME OF DAY	
1 -		28.672	1:12.667	81.27	8.357	16:09:19.714	
2 -	38.818	28.372	1:07.190	87.89	2.880	16:10:26.904	
3 -	38.509	28.193	1:06.702	88.53	2.392	16:11:33.606	
4 -	37.781	27.575	1:05.356 (3)	90.36	1.046	16:12:38.962	
5 -	37.335	27.644	1:04.979 (2)	90.88	0.669	16:13:43.941	
6 -	36.885	27.425	1:04.310 (1)	91.83		16:14:48.251	

BMCRC - MRO Championships 2022 - Rnd 2 @ Silverstone National

DART Motorsport MRO 600/GP2 inc Clubman 600

RACE 9 - SECTOR ANALYSIS



SECTOR 1 = FL to I1, SECTOR 2 = I1 to FL, DIFF = Difference To Personal Best Lap, P = Crossed Finish Line in Pit Lane, D = Time Disallowed

P25 686 C		Liam SPILLER		Yamaha R6 - LD Renovate Ltd			
IDEAL LAP TIME : 1:05.344		BEST LAP TIME : 1:05.344		DIFFERENCE : 0.000			
LAP	SECTOR 1	SECTOR 2	LAP TIME	MPH	DIFF	TIME OF DAY	
1 -		28.623	1:12.055	81.96	6.711	16:09:19.102	
2 -	39.059	28.258	1:07.317	87.72	1.973	16:10:26.419	
3 -	38.697	27.890	1:06.587 (3)	88.69	1.243	16:11:33.006	
4 -	38.643	27.985	1:06.628	88.63	1.284	16:12:39.634	
5 -	37.756	27.588	1:05.344 (1)	90.37		16:13:44.978	
6 -	37.949	27.945	1:05.894 (2)	89.62	0.550	16:14:50.872	

P26 83		Talan SKEELS-PIGGINS		Yamaha R6 - Talan Racing			
IDEAL LAP TIME : 1:07.236		BEST LAP TIME : 1:07.236		DIFFERENCE : 0.000			
LAP	SECTOR 1	SECTOR 2	LAP TIME	MPH	DIFF	TIME OF DAY	
1 -		29.544	1:15.137	78.59	7.901	16:09:22.184	
2 -	41.831	29.230	1:11.061	83.10	3.825	16:10:33.245	
3 -	41.104	28.898	1:10.002	84.36	2.766	16:11:43.247	
4 -	39.265	28.249	1:07.514 (2)	87.47	0.278	16:12:50.761	
5 -	39.152	28.667	1:07.819 (3)	87.07	0.583	16:13:58.580	
6 -	39.048	28.188	1:07.236 (1)	87.83		16:15:05.816	

P27 142		Christopher JOHNSON		Kawasaki ZX636 -			
IDEAL LAP TIME :		BEST LAP TIME :		DIFFERENCE :			
LAP	SECTOR 1	SECTOR 2	LAP TIME	MPH	DIFF	TIME OF DAY	
1 -		26.413	1:03.796	92.57		16:09:10.843	

P28 77		Tom WEEDEN		Yamaha R6 - Nobby Bear			
IDEAL LAP TIME :		BEST LAP TIME :		DIFFERENCE :			
LAP	SECTOR 1	SECTOR 2	LAP TIME	MPH	DIFF	TIME OF DAY	
1 -		25.458	1:04.055	92.19		16:09:11.102	

BMCRC - MRO Championships 2022 - Rnd 2 @ Silverstone National

DART Motorsport MRO 600/GP2 inc Clubman 600

RACE 9 - BEST SECTORS

SECTOR 1			SECTOR 2			IDEAL / BEST COMPARISON						
POS	NO	NAME	TIME	NO	NAME	TIME	POS	NO	NAME	IDEAL	BEST	DIFF
									PERFECT LAP	58.257		
1	115	McMANUS	33.705	115	McMANUS	24.552	1	115	McMANUS	58.257	58.257	0.000
2	82	BULL	34.637	661	HARRIS	24.710	2	661	HARRIS	59.466	59.466	0.000
3	661	HARRIS	34.756	961	SIM	24.819	3	961	SIM	59.627	59.627	0.000
4	961	SIM	34.808	37	LATHAM	24.940	4	37	LATHAM	59.786	59.786	0.000
5	37	LATHAM	34.846	82	BULL	25.185	5	82	BULL	59.822	59.824	0.002
6	59	WILKINSON	34.910	77	WEEDEN	25.458	6	59	WILKINSON	1:00.384	1:00.706	0.322
7	511	CLARKE	34.975	59	WILKINSON	25.474	7	511	CLARKE	1:00.506	1:00.506	0.000
8	5	REYNOLDS	35.080	511	CLARKE	25.531	8	5	REYNOLDS	1:00.869	1:00.912	0.043
9	321	MORRIS	35.361	30	MELLOR	25.533	9	30	MELLOR	1:01.100	1:01.130	0.030
10	30	MELLOR	35.567	212	PALLET	25.624	10	212	PALLET	1:01.202	1:01.245	0.043
11	212	PALLET	35.578	13	EDMONDSON	25.713	11	321	MORRIS	1:01.334	1:01.334	0.000
12	13	EDMONDSON	35.698	5	REYNOLDS	25.789	12	13	EDMONDSON	1:01.411	1:01.411	0.000
13	78	EVANS	36.024	122	STENNETT	25.826	13	122	STENNETT	1:01.908	1:02.007	0.099
14	122	STENNETT	36.082	33	CARPENTER	25.833	14	33	CARPENTER	1:02.001	1:02.507	0.506
15	169	CUNNINGHAM	36.153	321	MORRIS	25.973	15	78	EVANS	1:02.247	1:02.248	0.001
16	33	CARPENTER	36.168	78	EVANS	26.223	16	169	CUNNINGHAM	1:02.414	1:02.414	0.000
17	151	JONES	36.317	169	CUNNINGHAM	26.261	17	151	JONES	1:02.664	1:02.721	0.057
18	22	TRUNDLE	36.670	151	JONES	26.347	18	22	TRUNDLE	1:03.261	1:03.336	0.075
19	144	CRONIN	36.834	142	JOHNSON	26.413	19	168	DALRYMPLE	1:03.502	1:03.814	0.312
20	168	DALRYMPLE	36.849	73	THOMAS	26.491	20	73	THOMAS	1:03.641	1:03.641	0.000
21	11	PARSONS	36.885	22	TRUNDLE	26.591	21	144	CRONIN	1:03.834	1:03.837	0.003
22	73	THOMAS	37.150	168	DALRYMPLE	26.653	22	11	PARSONS	1:04.310	1:04.310	0.000
23	20	DICKINSON	37.224	8	SAUNDERS	26.671	23	8	SAUNDERS	1:04.419	1:04.567	0.148
24	8	SAUNDERS	37.748	144	CRONIN	27.000	24	20	DICKINSON	1:04.434	1:04.434	0.000
25	686	SPILLER	37.756	20	DICKINSON	27.210	25	686	SPILLER	1:05.344	1:05.344	0.000
26	83	SKEELS-PIGGINS	39.048	11	PARSONS	27.425	26	83	SKEELS-PIGGINS	1:07.236	1:07.236	0.000
27				686	SPILLER	27.588	27	77	WEEDEN			
28				83	SKEELS-PIGGINS	28.188	28	142	JOHNSON			
29												

BMCRC - MRO Championships 2022 - Rnd 2 @ Silverstone National

DART Motorsport MRO 600/GP2 inc Clubman 600

RACE 9 - STATISTICS

Competitors Started	28
Planned Start	2022-04-02 @ 15:21:00.000
Actual Start	2022-04-02 @ 16:08:07.047
Finish Time	2022-04-02 @ 16:14:07.199
Track Length	1.6404mi.
Total Laps	158
Total Distance Covered	259.1932mi.

Session Fastest Lap History

NO	CL	NAME	LAP TIME	TIME OF DAY	LAP	VEHICLE
82		James BULL	1:01.181	16:10:10.785	2	MV Agusta F3
37		Alex LATHAM	1:00.347	16:10:10.945	2	Triumph DAYTONA
115		Eugene McMANUS	59.571	16:10:11.852	2	Kawasaki ZX6R
115		Eugene McMANUS	58.753	16:12:10.413	4	Kawasaki ZX6R
115		Eugene McMANUS	58.539	16:13:08.952	5	Kawasaki ZX6R
115		Eugene McMANUS	58.257	16:14:07.209	6	Kawasaki ZX6R

Session Leader History

NO	CL	NAME	FROM LAP	LAPS LED	DISTANCE	VEHICLE
82		James BULL	1	3	4.92 miles	MV Agusta F3
115		Eugene McMANUS	4	3	4.92 miles	Kawasaki ZX6R

Flag History

TYPE	TIME OF DAY
GREEN	16:08:07.047
FINISH	16:14:07.199

Flag Statistics

TYPE	COUNT	TOTAL LAPS	TOTAL TIME
Green	1	6	8:07.210
Red	0	0	0.000
Safety Car	0	0	0.000
FCY	0	0	0.000

BMCRC - MRO Championships 2022 - Rnd 2 @ Silverstone National

DART Motorsport MRO 600/GP2 inc Clubman 600

RACE 9 - STATISTICS

CLASS :

16 Starters

Fastest Lap History

NO	NAME	LAP TIME	TIME OF DAY	LAP	VEHICLE
82	James BULL	1:01.181	16:10:10.785	2	MV Agusta F3
37	Alex LATHAM	1:00.347	16:10:10.945	2	Triumph DAYTONA
115	Eugene McMANUS	59.571	16:10:11.852	2	Kawasaki ZX6R
115	Eugene McMANUS	58.753	16:12:10.413	4	Kawasaki ZX6R
115	Eugene McMANUS	58.539	16:13:08.952	5	Kawasaki ZX6R
115	Eugene McMANUS	58.257	16:14:07.209	6	Kawasaki ZX6R

Leader History

NO	NAME	FROM LAP	LAPS LED	DISTANCE	VEHICLE
82	James BULL	1	3	4.92 miles	MV Agusta F3
115	Eugene McMANUS	4	3	4.92 miles	Kawasaki ZX6R

BMCRC - MRO Championships 2022 - Rnd 2 @ Silverstone National

DART Motorsport MRO 600/GP2 inc Clubman 600

RACE 9 - STATISTICS

CLASS : C

10 Starters

Fastest Lap History

NO	NAME	LAP TIME	TIME OF DAY	LAP	VEHICLE
212	Matt PALLETT	1:02.134	16:10:14.341	2	Yamaha R6
30	Owen MELLOR	1:02.059	16:11:16.553	3	Kawaski ZX-6
59	Caiden WILKINSON	1:01.644	16:11:18.868	3	Kawasaki ZX6R
30	Owen MELLOR	1:01.621	16:12:18.174	4	Kawaski ZX-6
30	Owen MELLOR	1:01.130	16:13:19.304	5	Kawaski ZX-6
59	Caiden WILKINSON	1:00.706	16:13:21.771	5	Kawasaki ZX6R
511	Ross CLARKE	1:00.506	16:13:21.912	5	Kawasaki ZX600RR

Leader History

NO	NAME	FROM LAP	LAPS LED	DISTANCE	VEHICLE
30	Owen MELLOR	1	1	1.64 miles	Kawaski ZX-6
212	Matt PALLETT	2	1	1.64 miles	Yamaha R6
30	Owen MELLOR	3	4	6.56 miles	Kawaski ZX-6

BMCRC - MRO Championships 2022 - Rnd 2 @ Silverstone National

DART Motorsport MRO 600/GP2 inc Clubman 600

RACE 9 - STATISTICS

CLASS : GP2

2 Starters

Fastest Lap History

NO	NAME	LAP TIME	TIME OF DAY	LAP	VEHICLE
661	Cameron HARRIS	1:01.032	16:10:11.768	2	Triumph 675R
661	Cameron HARRIS	1:00.734	16:11:12.503	3	Triumph 675R
661	Cameron HARRIS	59.763	16:12:12.265	4	Triumph 675R
661	Cameron HARRIS	59.466	16:13:11.732	5	Triumph 675R

Leader History

NO	NAME	FROM LAP	LAPS LED	DISTANCE	VEHICLE
661	Cameron HARRIS	1	6	9.84 miles	Triumph 675R

BMCRC - MRO Championships 2022 - Rnd 2 @ Silverstone National



DART Motorsport MRO 600/GP2 inc Clubman 600

RACE 18 - GRID (6 Laps)

ROW 12	35	1:07.236	83	Talan SKEELS-PIGGINS	34	501	Barry MANTELL					
ROW 11	33	132	Mitchell GILBERT	32	23	Joe ELLIS	31	219	Tony COE			
ROW 10	30	45	Jake MARSH	29	87	Keith POVAH	28	15	Harrison CROSBY			
ROW 9	27	1:05.344	686	Liam SPILLER	26	8	Dave SAUNDERS	25	1:04.434	20	Kai DICKINSON	
ROW 8	24	1:04.310	11	Stephen PARSONS	23	1:03.837	144	Nick CRONIN	22	1:03.814	168	Aaron DALRYMPLE
ROW 7	21	1:03.641	73	Jamie THOMAS	20	1:03.336	22	Toby TRUNDLE	19	1:02.721	151	Chloe JONES
ROW 6	18	1:02.507	33	Aaren CARPENTER	17	1:02.414	169	Gareth CUNNINGHAM	16	1:02.248	78	Mark EVANS
ROW 5	15	77	Tom WEEDEN	14	1:02.007	122	Frankie STENNETT	13	142	Christopher JOHNSON		
ROW 4	12	1:01.411	13	Doug EDMONDSON	11	1:01.334	321	Martin MORRIS	10	1:01.245	212	Matt PALLETT
ROW 3	9	1:01.130	30	Owen MELLOR	8	1:00.912	5	John REYNOLDS	7	1:00.706	59	Caiden WILKINSON
ROW 2	6	1:00.506	511	Ross CLARKE	5	59.824	82	James BULL	4	59.786	37	Alex LATHAM
ROW 1	3	59.627	961	Jack SIM	2	59.466	661	Cameron HARRIS	1	58.257	115	Eugene McMANUS
Pole												

Silverstone National: 1.6404 miles

These results are provisional until the conclusion of any judicial and technical matters.

Clerk Of Course :	Stewards :	Timekeeper : Craig Smith
-------------------	------------	--------------------------

Results can be found at www.tsl-timing.com

Printed - 16:56 Saturday, 02 April 2022



BMCRC - MRO Championships 2022 - Rnd 2 @ Silverstone National



DART Motorsport MRO 600/GP2 inc Clubman 600

RACE 18 - CLASSIFICATION

POS	NO	CL	PIC NAME	ENTRY	LAPS	TIME	GAP	DIFF	MPH	BEST	ON
1	82		1 James BULL	MV Agusta F3 - dad / team bull racing	5	5:05.107			96.78	59.754	5
2	37		2 Alex LATHAM	Triumph DAYTONA - BR-8 / McCrash Racing	5	5:05.313	0.206	0.206	96.71	59.823	5
3	5		3 John REYNOLDS	Yamaha R6 - Fins Motorcycles	5	5:09.618	4.511	4.305	95.37	1:00.759	5
4	30	C	1 Owen MELLOR	Kawaski ZX-6 - BDS Motorcycles	5	5:09.912	4.805	0.294	95.27	1:00.302	5
5	212	C	2 Matt PALLETT	Yamaha R6 - BDA Chartered Architects	5	5:10.568	5.461	0.656	95.07	1:00.823	5
6	511	C	3 Ross CLARKE	Kawasaki ZX600RR - Ross clarke Farriery	5	5:11.962	6.855	1.394	94.65	1:00.751	4
7	13		4 Doug EDMONDSON	Triumph DAYTONA - Stan Stephens Tuning	5	5:13.671	8.564	1.709	94.13	1:01.525	5
8	15		5 Harrison CROSBY	Yamaha YZF - Mum & Dad	5	5:14.847	9.740	1.176	93.78	1:00.039	5
9	961		6 Jack SIM	Kawasaki ZX6 R - Vanguard Motorsport, Platform Li	5	5:17.026	11.919	2.179	93.14	1:02.171	4
10	77		7 Tom WEEDEN	Yamaha R6 - Nobby Bear	5	5:17.724	12.617	0.698	92.93	1:02.164	3
11	321		8 Martin MORRIS	Kawasaki ZX6R - Morris Racing, Obsession Enginee	5	5:17.935	12.828	0.211	92.87	1:02.100	5
12	151		9 Chloe JONES	Yamaha R6 - RICH ENERGY OMG RACING	5	5:18.863	13.756	0.928	92.60	1:02.086	5
13	142		10 Christopher JOHNSON	Kawasaki ZX636 -	5	5:18.898	13.791	0.035	92.59	1:02.722	5
14	169		11 Gareth CUNNINGHAM	Yamaha R6 - Burnham cars ltd	5	5:19.364	14.257	0.466	92.45	1:02.315	3
15	78	GP2	1 Mark EVANS	Harris MOTO 2 - PHG contracting	5	5:19.604	14.497	0.240	92.39	1:01.905	5
16	122		12 Frankie STENNETT	Kawasaki ZX6R - Thepeoplesbike.com	5	5:21.881	16.774	2.277	91.73	1:02.728	4
17	22	C	4 Toby TRUNDLE	Yamaha YZF-R6 - Harris Motorcycles - Harlow	5	5:22.758	17.651	0.877	91.48	1:02.831	5
18	73	C	5 Jamie THOMAS	Yamaha R6 - Team RubyRacing	5	5:23.149	18.042	0.391	91.37	1:03.281	4
19	20		13 Kai DICKINSON	Kawasaki ZX636 - team JPR	5	5:24.325	19.218	1.176	91.04	1:03.259	5
20	33	C	6 Aaren CARPENTER	Kawasaki ZX6R - Slugcrow Racing	5	5:24.402	19.295	0.077	91.02	1:03.165	4
21	45	C	7 Jake MARSH	Kawasaki ZX6R - Zipped Up Racing	5	5:26.092	20.985	1.690	90.55	1:02.995	3
22	168	C	8 Aaron DALRYMPLE	Yamaha R6 -	5	5:27.339	22.232	1.247	90.20	1:03.469	3
23	11		14 Stephen PARSONS	Kawasaki ZX6 -	5	5:34.285	29.178	6.946	88.33	1:04.197	5
24	144		15 Nick CRONIN	Yamaha R6 -	5	5:34.888	29.781	0.603	88.17	1:04.548	4
25	8	C	9 Dave SAUNDERS	Honda CBR600 - Mum/Dad/JW MOT/Parks Utility	5	5:39.809	34.702	4.921	86.89	1:05.486	5
26	686	C	10 Liam SPILLER	Yamaha R6 - LD Renovate Ltd	5	5:40.568	35.461	0.759	86.70	1:06.535	5
27	23		16 Joe ELLIS	Kawasaki ZX636 - Jpr	5	6:03.649	58.542	23.081	81.19	1:10.915	3

NOT CLASSIFIED

DNF 661 GP2 Cameron HARRIS Triumph 675R - HARRIS PERFORMANCE 0

FASTEST LAP

82	James BULL	MV Agusta F3 - dad / team bull racing	5	59.754	98.83 mph	159.05 kph
30	C Owen MELLOR	Kawaski ZX-6 - BDS Motorcycles	5	1:00.302	97.93 mph	157.61 kph
78	GP2 Mark EVANS	Harris MOTO 2 - PHG contracting	5	1:01.905	95.39 mph	153.52 kph

Class - 92.5% of Race Speed = 89.52 mph
 Class C - 92.5% of Race Speed = 88.12 mph
 Class GP2 - 92.5% of Race Speed = 85.46 mph

Weather / Track : Cloudy / Dry

These results are provisional until the conclusion of any judicial and technical matters.

Race Distance: 5 Laps / 8.20 miles

Silverstone National: 1.6404 miles

Date: 03/04/2022 Start: 09:43 Finish: 09:48

Clerk Of Course :

Stewards :

Timekeeper : Craig Smith

Results can be found at www.tsl-timing.com

Printed - 09:50 Sunday, 03 April 2022



BMCRC - MRO Championships 2022 - Rnd 2 @ Silverstone National

DART Motorsport MRO 600/GP2 inc Clubman 600

RACE 18 - LAP CHART

LAP 1 @ 09:44:46.725

NO	BEHIND	LAP TIME
37		1:04.094
82	0.148	1:04.242
5	1.295	1:05.389
961	1.631	1:05.725
212	1.702	1:05.796
30	1.904	1:05.998
13	2.294	1:06.388
511	2.570	1:06.664
142	2.798	1:06.892
77	3.008	1:07.102
321	3.159	1:07.253
169	3.487	1:07.581
78	4.010	1:08.104
151	4.195	1:08.289
122	4.229	1:08.323
15	4.304	1:08.398
22	4.601	1:08.695
73	5.224	1:09.318
20	5.713	1:09.807
33	6.301	1:10.395
168	6.567	1:10.661
144	7.342	1:11.436
45	7.409	1:11.503
11	7.937	1:12.031
686	8.434	1:12.528
8	9.586	1:13.680
23	13.103	1:17.197

LAP 2 @ 09:45:47.627

NO	BEHIND	LAP TIME
82		1:00.754
37	0.186	1:01.088
5	1.945	1:01.552
212	2.449	1:01.649
30	2.646	1:01.644
13	3.586	1:02.194
511	4.453	1:02.785
961	4.956	1:04.227
77	5.082	1:02.976
142	5.203	1:03.307
321	5.681	1:03.424
15	5.722	1:02.320
169	6.157	1:03.572
151	6.569	1:03.276
78	6.613	1:03.505
122	7.499	1:04.172
73	7.828	1:03.506
22	8.021	1:04.322
20	9.197	1:04.386
33	9.380	1:03.981
168	9.987	1:04.322
45	11.318	1:04.811
11	13.112	1:06.077
144	13.620	1:07.180
686	15.405	1:07.873
8	15.876	1:07.192
23	25.113	1:12.912

LAP 3 @ 09:46:47.940

NO	BEHIND	LAP TIME
82		1:00.313
37	0.243	1:00.370

5	2.538	1:00.906	15	9.740	1:00.039
212	3.546	1:01.410	961	11.919	1:02.292
30	3.761	1:01.428	77	12.617	1:02.572
13	4.990	1:01.717	321	12.828	1:02.100
511	5.068	1:00.928	151	13.756	1:02.086
77	6.933	1:02.164	142	13.791	1:02.722
961	7.254	1:02.611	169	14.257	1:02.315
15	7.329	1:01.920	78	14.497	1:01.905
142	7.724	1:02.834	122	16.774	1:03.232
321	7.992	1:02.624	22	17.651	1:02.831
169	8.159	1:02.315	73	18.042	1:03.341
151	8.508	1:02.252	20	19.218	1:03.259
78	10.025	1:03.725	33	19.295	1:03.177
122	10.612	1:03.426	45	20.985	1:03.300
22	11.041	1:03.333	168	22.232	1:04.877
73	11.218	1:03.703	11	29.178	1:04.197
20	12.448	1:03.564	144	29.781	1:06.965
33	12.751	1:03.684	8	34.702	1:05.486
168	13.143	1:03.469	686	35.461	1:06.535
45	14.000	1:02.995	23	58.542	1:11.656
144	18.066	1:04.759			
11	19.028	1:06.229			
686	22.029	1:06.937			
8	22.102	1:06.539			
23	35.715	1:10.915			

LAP 4 @ 09:47:47.984

NO	BEHIND	LAP TIME
82		1:00.044
37	0.137	59.938
5	3.506	1:01.012
30	4.257	1:00.540
212	4.392	1:00.890
511	5.775	1:00.751
13	6.793	1:01.847
961	9.381	1:02.171
15	9.455	1:02.170
77	9.799	1:02.910
321	10.482	1:02.534
142	10.823	1:03.143
151	11.424	1:02.960
169	11.696	1:03.581
78	12.346	1:02.365
122	13.296	1:02.728
73	14.455	1:03.281
22	14.574	1:03.577
20	15.713	1:03.309
33	15.872	1:03.165
168	17.109	1:04.010
45	17.439	1:03.483
144	22.570	1:04.548
11	24.735	1:05.751
686	28.680	1:06.695
8	28.970	1:06.912
23	46.640	1:10.969

LAP 5 @ 09:48:47.738

NO	BEHIND	LAP TIME
82		59.754
37	0.206	59.823
5	4.511	1:00.759
30	4.805	1:00.302
212	5.461	1:00.823
511	6.855	1:00.834
13	8.564	1:01.525

Weather / Track : Cloudy / Dry

Results can be found at www.tsl-timing.com

Silverstone National: 1.6404 miles
Date: 03/04/2022 Start: 09:43 Finish: 09:48

Printed - 09:50 Sunday, 03 April 2022

BMCRC - MRO Championships 2022 - Rnd 2 @ Silverstone National

DART Motorsport MRO 600/GP2 inc Clubman 600

RACE 18 - SECTOR ANALYSIS



SECTOR 1 = FL to I1, SECTOR 2 = I1 to FL, DIFF = Difference To Personal Best Lap, P = Crossed Finish Line in Pit Lane, D = Time Disallowed

P1 82		James BULL		MV Agusta F3 - dad / team bull racing			
IDEAL LAP TIME : 59.754		BEST LAP TIME : 59.754		DIFFERENCE : 0.000			
LAP	SECTOR 1	SECTOR 2	LAP TIME	MPH	DIFF	TIME OF DAY	
1 -		26.209	1:04.242	91.92	4.488	09:44:46.873	
2 -	35.367	25.387	1:00.754	97.20	1.000	09:45:47.627	
3 -	34.936	25.377	1:00.313 (3)	97.91	0.559	09:46:47.940	
4 -	34.627	25.417	1:00.044 (2)	98.35	0.290	09:47:47.984	
5 -	34.526	25.228	59.754 (1)	98.83		09:48:47.738	

P2 37		Alex LATHAM		Triumph DAYTONA - BR-8 / McCrash Racing			
IDEAL LAP TIME : 59.731		BEST LAP TIME : 59.823		DIFFERENCE : 0.092			
LAP	SECTOR 1	SECTOR 2	LAP TIME	MPH	DIFF	TIME OF DAY	
1 -		25.919	1:04.094	92.13	4.271	09:44:46.725	
2 -	35.637	25.451	1:01.088	96.67	1.265	09:45:47.813	
3 -	35.205	25.165	1:00.370 (3)	97.82	0.547	09:46:48.183	
4 -	34.960	24.978	59.938 (2)	98.52	0.115	09:47:48.121	
5 -	34.753	25.070	59.823 (1)	98.71		09:48:47.944	

P3 5		John REYNOLDS		Yamaha R6 - Fins Motorcycles			
IDEAL LAP TIME : 1:00.648		BEST LAP TIME : 1:00.759		DIFFERENCE : 0.111			
LAP	SECTOR 1	SECTOR 2	LAP TIME	MPH	DIFF	TIME OF DAY	
1 -		26.838	1:05.389	90.31	4.630	09:44:48.020	
2 -	35.342	26.210	1:01.552	95.94	0.793	09:45:49.572	
3 -	35.296	25.610	1:00.906 (2)	96.96	0.147	09:46:50.478	
4 -	35.343	25.669	1:01.012 (3)	96.79	0.253	09:47:51.490	
5 -	35.038	25.721	1:00.759 (1)	97.19		09:48:52.249	

P4 30 C		Owen MELLOR		Kawaski ZX-6 - BDS Motorcycles			
IDEAL LAP TIME : 1:00.228		BEST LAP TIME : 1:00.302		DIFFERENCE : 0.074			
LAP	SECTOR 1	SECTOR 2	LAP TIME	MPH	DIFF	TIME OF DAY	
1 -		26.813	1:05.998	89.48	5.696	09:44:48.629	
2 -	35.896	25.748	1:01.644	95.80	1.342	09:45:50.273	
3 -	35.464	25.964	1:01.428 (3)	96.13	1.126	09:46:51.701	
4 -	35.443	25.097	1:00.540 (2)	97.54	0.238	09:47:52.241	
5 -	35.131	25.171	1:00.302 (1)	97.93		09:48:52.543	

P5 212 C		Matt PALLETT		Yamaha R6 - BDA Chartered Architects			
IDEAL LAP TIME : 1:00.527		BEST LAP TIME : 1:00.823		DIFFERENCE : 0.296			
LAP	SECTOR 1	SECTOR 2	LAP TIME	MPH	DIFF	TIME OF DAY	
1 -		26.971	1:05.796	89.75	4.973	09:44:48.427	
2 -	35.507	26.142	1:01.649	95.79	0.826	09:45:50.076	
3 -	35.393	26.017	1:01.410 (3)	96.16	0.587	09:46:51.486	
4 -	35.662	25.228	1:00.890 (2)	96.98	0.067	09:47:52.376	
5 -	35.299	25.524	1:00.823 (1)	97.09		09:48:53.199	

P6 511 C		Ross CLARKE		Kawasaki ZX600RR - Ross clarke Farriery			
IDEAL LAP TIME : 1:00.618		BEST LAP TIME : 1:00.751		DIFFERENCE : 0.133			
LAP	SECTOR 1	SECTOR 2	LAP TIME	MPH	DIFF	TIME OF DAY	
1 -		27.624	1:06.664	88.58	5.913	09:44:49.295	
2 -	36.430	26.355	1:02.785	94.06	2.034	09:45:52.080	
3 -	35.372	25.556	1:00.928 (3)	96.92	0.177	09:46:53.008	
4 -	35.190	25.561	1:00.751 (1)	97.21		09:47:53.759	
5 -	35.062	25.772	1:00.834 (2)	97.07	0.083	09:48:54.593	

BMCRC - MRO Championships 2022 - Rnd 2 @ Silverstone National

DART Motorsport MRO 600/GP2 inc Clubman 600

RACE 18 - SECTOR ANALYSIS



SECTOR 1 = FL to I1, SECTOR 2 = I1 to FL, DIFF = Difference To Personal Best Lap, P = Crossed Finish Line in Pit Lane, D = Time Disallowed

P7 13		Doug EDMONDSON		Triumph DAYTONA - Stan Stephens Tuning			
IDEAL LAP TIME : 1:01.371		BEST LAP TIME : 1:01.525		DIFFERENCE : 0.154			
LAP	SECTOR 1	SECTOR 2	LAP TIME	MPH	DIFF	TIME OF DAY	
1 -		26.722	1:06.388	88.95	4.863	09:44:49.019	
2 -	36.164	26.030	1:02.194	94.95	0.669	09:45:51.213	
3 -	35.549	26.168	1:01.717 (2)	95.68	0.192	09:46:52.930	
4 -	35.675	26.172	1:01.847 (3)	95.48	0.322	09:47:54.777	
5 -	35.341	26.184	1:01.525 (1)	95.98		09:48:56.302	

P8 15		Harrison CROSBY		Yamaha YZF - Mum & Dad			
IDEAL LAP TIME : 1:00.039		BEST LAP TIME : 1:00.039		DIFFERENCE : 0.000			
LAP	SECTOR 1	SECTOR 2	LAP TIME	MPH	DIFF	TIME OF DAY	
1 -		27.423	1:08.398	86.34	8.359	09:44:51.029	
2 -	36.052	26.268	1:02.320	94.76	2.281	09:45:53.349	
3 -	35.875	26.045	1:01.920 (2)	95.37	1.881	09:46:55.269	
4 -	36.273	25.897	1:02.170 (3)	94.99	2.131	09:47:57.439	
5 -	34.939	25.100	1:00.039 (1)	98.36		09:48:57.478	

P9 961		Jack SIM		Kawasaki ZX6 R - Vanguard Motorsport, Platform Lift Engineers			
IDEAL LAP TIME : 1:01.472		BEST LAP TIME : 1:02.171		DIFFERENCE : 0.699			
LAP	SECTOR 1	SECTOR 2	LAP TIME	MPH	DIFF	TIME OF DAY	
1 -		27.476	1:05.725	89.85	3.554	09:44:48.356	
2 -	37.249	26.978	1:04.227	91.94	2.056	09:45:52.583	
3 -	35.868	26.743	1:02.611 (3)	94.32	0.440	09:46:55.194	
4 -	36.299	25.872	1:02.171 (1)	94.99		09:47:57.365	
5 -	35.600	26.692	1:02.292 (2)	94.80	0.121	09:48:59.657	

P10 77		Tom WEEDEN		Yamaha R6 - Nobby Bear			
IDEAL LAP TIME : 1:01.994		BEST LAP TIME : 1:02.164		DIFFERENCE : 0.170			
LAP	SECTOR 1	SECTOR 2	LAP TIME	MPH	DIFF	TIME OF DAY	
1 -		27.093	1:07.102	88.00	4.938	09:44:49.733	
2 -	37.081	25.895	1:02.976	93.77	0.812	09:45:52.709	
3 -	36.190	25.974	1:02.164 (1)	95.00		09:46:54.873	
4 -	36.896	26.014	1:02.910 (3)	93.87	0.746	09:47:57.783	
5 -	36.768	25.804	1:02.572 (2)	94.38	0.408	09:49:00.355	

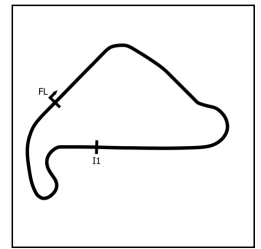
P11 321		Martin MORRIS		Kawasaki ZX6R - Morris Racing, Obsession Engineering			
IDEAL LAP TIME : 1:02.038		BEST LAP TIME : 1:02.100		DIFFERENCE : 0.062			
LAP	SECTOR 1	SECTOR 2	LAP TIME	MPH	DIFF	TIME OF DAY	
1 -		27.286	1:07.253	87.81	5.153	09:44:49.884	
2 -	36.828	26.596	1:03.424	93.11	1.324	09:45:53.308	
3 -	36.198	26.426	1:02.624 (3)	94.30	0.524	09:46:55.932	
4 -	36.203	26.331	1:02.534 (2)	94.43	0.434	09:47:58.466	
5 -	35.707	26.393	1:02.100 (1)	95.09		09:49:00.566	

P12 151		Chloe JONES		Yamaha R6 - RICH ENERGY OMG RACING			
IDEAL LAP TIME : 1:02.086		BEST LAP TIME : 1:02.086		DIFFERENCE : 0.000			
LAP	SECTOR 1	SECTOR 2	LAP TIME	MPH	DIFF	TIME OF DAY	
1 -		27.598	1:08.289	86.47	6.203	09:44:50.920	
2 -	36.801	26.475	1:03.276	93.33	1.190	09:45:54.196	
3 -	35.958	26.294	1:02.252 (2)	94.86	0.166	09:46:56.448	
4 -	36.433	26.527	1:02.960 (3)	93.80	0.874	09:47:59.408	
5 -	35.835	26.251	1:02.086 (1)	95.12		09:49:01.494	

BMCRC - MRO Championships 2022 - Rnd 2 @ Silverstone National

DART Motorsport MRO 600/GP2 inc Clubman 600

RACE 18 - SECTOR ANALYSIS



SECTOR 1 = FL to I1, SECTOR 2 = I1 to FL, DIFF = Difference To Personal Best Lap, P = Crossed Finish Line in Pit Lane, D = Time Disallowed

P13 142		Christopher JOHNSON		Kawasaki ZX636 -		
IDEAL LAP TIME : 1:02.722		BEST LAP TIME : 1:02.722		DIFFERENCE : 0.000		
LAP	SECTOR 1	SECTOR 2	LAP TIME	MPH	DIFF	TIME OF DAY
1 -		27.359	1:06.892	88.28	4.170	09:44:49.523
2 -	36.739	26.568	1:03.307	93.28	0.585	09:45:52.830
3 -			1:02.834 (2)	93.98	0.112	09:46:55.664
4 -	36.684	26.459	1:03.143 (3)	93.52	0.421	09:47:58.807
5 -	36.362	26.360	1:02.722 (1)	94.15		09:49:01.529

P14 169		Gareth CUNNINGHAM		Yamaha R6 - Burnham cars ltd		
IDEAL LAP TIME : 1:02.271		BEST LAP TIME : 1:02.315		DIFFERENCE : 0.044		
LAP	SECTOR 1	SECTOR 2	LAP TIME	MPH	DIFF	TIME OF DAY
1 -		27.308	1:07.581	87.38	5.266	09:44:50.212
2 -	36.786	26.786	1:03.572 (3)	92.89	1.257	09:45:53.784
3 -	35.978	26.337	1:02.315 (1)	94.77		09:46:56.099
4 -	36.731	26.850	1:03.581	92.88	1.266	09:47:59.680
5 -	35.934	26.381	1:02.315 (1)	94.77		09:49:01.995

P15 78 GP2		Mark EVANS		Harris MOTO 2 - PHG contracting		
IDEAL LAP TIME : 1:01.905		BEST LAP TIME : 1:01.905		DIFFERENCE : 0.000		
LAP	SECTOR 1	SECTOR 2	LAP TIME	MPH	DIFF	TIME OF DAY
1 -		27.480	1:08.104	86.71	6.199	09:44:50.735
2 -	36.867	26.638	1:03.505 (3)	92.99	1.600	09:45:54.240
3 -	37.176	26.549	1:03.725	92.67	1.820	09:46:57.965
4 -	36.012	26.353	1:02.365 (2)	94.69	0.460	09:48:00.330
5 -	35.754	26.151	1:01.905 (1)	95.39		09:49:02.235

P16 122		Frankie STENNETT		Kawasaki ZX6R - Thepeoplesbike.com		
IDEAL LAP TIME : 1:02.728		BEST LAP TIME : 1:02.728		DIFFERENCE : 0.000		
LAP	SECTOR 1	SECTOR 2	LAP TIME	MPH	DIFF	TIME OF DAY
1 -		27.804	1:08.323	86.43	5.595	09:44:50.954
2 -	37.664	26.508	1:04.172	92.02	1.444	09:45:55.126
3 -	36.883	26.543	1:03.426 (3)	93.11	0.698	09:46:58.552
4 -	36.226	26.502	1:02.728 (1)	94.14		09:48:01.280
5 -	36.674	26.558	1:03.232 (2)	93.39	0.504	09:49:04.512

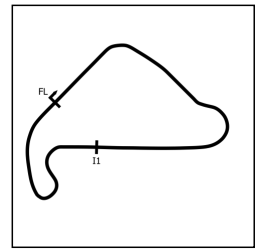
P17 22 C		Toby TRUNDLE		Yamaha YZF-R6 - Harris Motorcycles - Harlow		
IDEAL LAP TIME : 1:02.831		BEST LAP TIME : 1:02.831		DIFFERENCE : 0.000		
LAP	SECTOR 1	SECTOR 2	LAP TIME	MPH	DIFF	TIME OF DAY
1 -		27.761	1:08.695	85.96	5.864	09:44:51.326
2 -	37.463	26.859	1:04.322	91.81	1.491	09:45:55.648
3 -	36.818	26.515	1:03.333 (2)	93.24	0.502	09:46:58.981
4 -	37.192	26.385	1:03.577 (3)	92.89	0.746	09:48:02.558
5 -	36.730	26.101	1:02.831 (1)	93.99		09:49:05.389

P18 73 C		Jamie THOMAS		Yamaha R6 - Team RubyRacing		
IDEAL LAP TIME : 1:02.993		BEST LAP TIME : 1:03.281		DIFFERENCE : 0.288		
LAP	SECTOR 1	SECTOR 2	LAP TIME	MPH	DIFF	TIME OF DAY
1 -		27.547	1:09.318	85.19	6.037	09:44:51.949
2 -	37.105	26.401	1:03.506 (3)	92.99	0.225	09:45:55.455
3 -	36.894	26.809	1:03.703	92.70	0.422	09:46:59.158
4 -	37.138	26.143	1:03.281 (1)	93.32		09:48:02.439
5 -	37.242	26.099	1:03.341 (2)	93.23	0.060	09:49:05.780

BMCRC - MRO Championships 2022 - Rnd 2 @ Silverstone National

DART Motorsport MRO 600/GP2 inc Clubman 600

RACE 18 - SECTOR ANALYSIS



SECTOR 1 = FL to I1, SECTOR 2 = I1 to FL, DIFF = Difference To Personal Best Lap, P = Crossed Finish Line in Pit Lane, D = Time Disallowed

P19 20		Kai DICKINSON		Kawasaki ZX636 - team JPR		
IDEAL LAP TIME : 1:03.136		BEST LAP TIME : 1:03.259		DIFFERENCE : 0.123		
LAP	SECTOR 1	SECTOR 2	LAP TIME	MPH	DIFF	TIME OF DAY
1 -		27.997	1:09.807	84.59	6.548	09:44:52.438
2 -	36.996	27.390	1:04.386	91.72	1.127	09:45:56.824
3 -	36.867	26.697	1:03.564 (3)	92.90	0.305	09:47:00.388
4 -	36.597	26.712	1:03.309 (2)	93.28	0.050	09:48:03.697
5 -	36.439	26.820	1:03.259 (1)	93.35		09:49:06.956

P20 33 C		Aaren CARPENTER		Kawasaki ZX6R - Slugcrow Racing		
IDEAL LAP TIME : 1:02.825		BEST LAP TIME : 1:03.165		DIFFERENCE : 0.340		
LAP	SECTOR 1	SECTOR 2	LAP TIME	MPH	DIFF	TIME OF DAY
1 -		28.546	1:10.395	83.89	7.230	09:44:53.026
2 -	36.876	27.105	1:03.981	92.30	0.816	09:45:57.007
3 -	36.703	26.981	1:03.684 (3)	92.73	0.519	09:47:00.691
4 -	36.494	26.671	1:03.165 (1)	93.49		09:48:03.856
5 -	36.846	26.331	1:03.177 (2)	93.47	0.012	09:49:07.033

P21 45 C		Jake MARSH		Kawasaki ZX6R - Zipped Up Racing		
IDEAL LAP TIME : 1:02.885		BEST LAP TIME : 1:02.995		DIFFERENCE : 0.110		
LAP	SECTOR 1	SECTOR 2	LAP TIME	MPH	DIFF	TIME OF DAY
1 -		27.949	1:11.503	82.59	8.508	09:44:54.134
2 -	38.069	26.742	1:04.811	91.12	1.816	09:45:58.945
3 -	36.771	26.224	1:02.995 (1)	93.74		09:47:01.940
4 -	37.221	26.262	1:03.483 (3)	93.02	0.488	09:48:05.423
5 -	37.186	26.114	1:03.300 (2)	93.29	0.305	09:49:08.723

P22 168 C		Aaron DALRYMPLE		Yamaha R6 -		
IDEAL LAP TIME : 1:03.469		BEST LAP TIME : 1:03.469		DIFFERENCE : 0.000		
LAP	SECTOR 1	SECTOR 2	LAP TIME	MPH	DIFF	TIME OF DAY
1 -		27.906	1:10.661	83.57	7.192	09:44:53.292
2 -	37.066	27.256	1:04.322 (3)	91.81	0.853	09:45:57.614
3 -	36.543	26.926	1:03.469 (1)	93.04		09:47:01.083
4 -	36.972	27.038	1:04.010 (2)	92.26	0.541	09:48:05.093
5 -	37.526	27.351	1:04.877	91.02	1.408	09:49:09.970

P23 11		Stephen PARSONS		Kawasaki ZX6 -		
IDEAL LAP TIME : 1:04.197		BEST LAP TIME : 1:04.197		DIFFERENCE : 0.000		
LAP	SECTOR 1	SECTOR 2	LAP TIME	MPH	DIFF	TIME OF DAY
1 -		28.842	1:12.031	81.98	7.834	09:44:54.662
2 -	38.003	28.074	1:06.077 (3)	89.37	1.880	09:46:00.739
3 -	38.020	28.209	1:06.229	89.17	2.032	09:47:06.968
4 -	37.663	28.088	1:05.751 (2)	89.81	1.554	09:48:12.719
5 -	37.155	27.042	1:04.197 (1)	91.99		09:49:16.916

P24 144		Nick CRONIN		Yamaha R6 -		
IDEAL LAP TIME : 1:04.112		BEST LAP TIME : 1:04.548		DIFFERENCE : 0.436		
LAP	SECTOR 1	SECTOR 2	LAP TIME	MPH	DIFF	TIME OF DAY
1 -		28.521	1:11.436	82.66	6.888	09:44:54.067
2 -	39.008	28.172	1:07.180	87.90	2.632	09:46:01.247
3 -	36.931	27.828	1:04.759 (2)	91.19	0.211	09:47:06.006
4 -	37.367	27.181	1:04.548 (1)	91.49		09:48:10.554
5 -	39.295	27.670	1:06.965 (3)	88.19	2.417	09:49:17.519

BMCRC - MRO Championships 2022 - Rnd 2 @ Silverstone National

DART Motorsport MRO 600/GP2 inc Clubman 600

RACE 18 - SECTOR ANALYSIS



SECTOR 1 = FL to I1, SECTOR 2 = I1 to FL, DIFF = Difference To Personal Best Lap, P = Crossed Finish Line in Pit Lane, D = Time Disallowed

P25		8 C		Dave SAUNDERS		Honda CBR600 - Mum/Dad/JW MOT/Parks Utility	
IDEAL LAP TIME : 1:05.486		BEST LAP TIME : 1:05.486		DIFFERENCE : 0.000			
LAP	SECTOR 1	SECTOR 2	LAP TIME	MPH	DIFF	TIME OF DAY	
1 -		29.273	1:13.680	80.15	8.194	09:44:56.311	
2 -	39.187	28.005	1:07.192	87.89	1.706	09:46:03.503	
3 -	38.554	27.985	1:06.539 (2)	88.75	1.053	09:47:10.042	
4 -	39.041	27.871	1:06.912 (3)	88.26	1.426	09:48:16.954	
5 -	38.107	27.379	1:05.486 (1)	90.18		09:49:22.440	

P26		686 C		Liam SPILLER		Yamaha R6 - LD Renovate Ltd	
IDEAL LAP TIME : 1:06.083		BEST LAP TIME : 1:06.535		DIFFERENCE : 0.452			
LAP	SECTOR 1	SECTOR 2	LAP TIME	MPH	DIFF	TIME OF DAY	
1 -		28.310	1:12.528	81.42	5.993	09:44:55.159	
2 -	38.747	29.126	1:07.873	87.01	1.338	09:46:03.032	
3 -	38.473	28.464	1:06.937 (3)	88.22	0.402	09:47:09.969	
4 -	38.508	28.187	1:06.695 (2)	88.54	0.160	09:48:16.664	
5 -	38.925	27.610	1:06.535 (1)	88.76		09:49:23.199	

P27		23		Joe ELLIS		Kawasaki ZX636 - Jpr	
IDEAL LAP TIME : 1:10.185		BEST LAP TIME : 1:10.915		DIFFERENCE : 0.730			
LAP	SECTOR 1	SECTOR 2	LAP TIME	MPH	DIFF	TIME OF DAY	
1 -		31.277	1:17.197	76.50	6.282	09:44:59.828	
2 -	41.726	31.186	1:12.912	80.99	1.997	09:46:12.740	
3 -	40.825	30.090	1:10.915 (1)	83.27		09:47:23.655	
4 -	40.095	30.874	1:10.969 (2)	83.21	0.054	09:48:34.624	
5 -	40.788	30.868	1:11.656 (3)	82.41	0.741	09:49:46.280	

BMCRC - MRO Championships 2022 - Rnd 2 @ Silverstone National

DART Motorsport MRO 600/GP2 inc Clubman 600

RACE 18 - BEST SECTORS

SECTOR 1			SECTOR 2			IDEAL / BEST COMPARISON						
POS	NO	NAME	TIME	NO	NAME	TIME	POS	NO	NAME	IDEAL	BEST	DIFF
									PERFECT LAP	59.504		
1	82	BULL	34.526	37	LATHAM	24.978	1	37	LATHAM	59.731	59.823	0.092
2	37	LATHAM	34.753	30	MELLOR	25.097	2	82	BULL	59.754	59.754	0.000
3	15	CROSBY	34.939	15	CROSBY	25.100	3	15	CROSBY	1:00.039	1:00.039	0.000
4	5	REYNOLDS	35.038	82	BULL	25.228	4	30	MELLOR	1:00.228	1:00.302	0.074
5	511	CLARKE	35.062	212	PALLET	25.228	5	212	PALLET	1:00.527	1:00.823	0.296
6	30	MELLOR	35.131	511	CLARKE	25.556	6	511	CLARKE	1:00.618	1:00.751	0.133
7	212	PALLET	35.299	5	REYNOLDS	25.610	7	5	REYNOLDS	1:00.648	1:00.759	0.111
8	13	EDMONDSON	35.341	77	WEEDEN	25.804	8	13	EDMONDSON	1:01.371	1:01.525	0.154
9	961	SIM	35.600	961	SIM	25.872	9	961	SIM	1:01.472	1:02.171	0.699
10	321	MORRIS	35.707	13	EDMONDSON	26.030	10	78	EVANS	1:01.905	1:01.905	0.000
11	78	EVANS	35.754	73	THOMAS	26.099	11	77	WEEDEN	1:01.994	1:02.164	0.170
12	151	JONES	35.835	22	TRUNDLE	26.101	12	321	MORRIS	1:02.038	1:02.100	0.062
13	169	CUNNINGHAM	35.934	45	MARSH	26.114	13	151	JONES	1:02.086	1:02.086	0.000
14	77	WEEDEN	36.190	78	EVANS	26.151	14	169	CUNNINGHAM	1:02.271	1:02.315	0.044
15	122	STENNETT	36.226	151	JONES	26.251	15	142	JOHNSON	1:02.722	1:02.722	0.000
16	142	JOHNSON	36.362	321	MORRIS	26.331	16	122	STENNETT	1:02.728	1:02.728	0.000
17	20	DICKINSON	36.439	33	CARPENTER	26.331	17	33	CARPENTER	1:02.825	1:03.165	0.340
18	33	CARPENTER	36.494	169	CUNNINGHAM	26.337	18	22	TRUNDLE	1:02.831	1:02.831	0.000
19	168	DALRYMPLE	36.543	142	JOHNSON	26.360	19	45	MARSH	1:02.885	1:02.995	0.110
20	22	TRUNDLE	36.730	122	STENNETT	26.502	20	73	THOMAS	1:02.993	1:03.281	0.288
21	45	MARSH	36.771	20	DICKINSON	26.697	21	20	DICKINSON	1:03.136	1:03.259	0.123
22	73	THOMAS	36.894	168	DALRYMPLE	26.926	22	168	DALRYMPLE	1:03.469	1:03.469	0.000
23	144	CRONIN	36.931	11	PARSONS	27.042	23	144	CRONIN	1:04.112	1:04.548	0.436
24	11	PARSONS	37.155	144	CRONIN	27.181	24	11	PARSONS	1:04.197	1:04.197	0.000
25	8	SAUNDERS	38.107	8	SAUNDERS	27.379	25	8	SAUNDERS	1:05.486	1:05.486	0.000
26	686	SPILLER	38.473	686	SPILLER	27.610	26	686	SPILLER	1:06.083	1:06.535	0.452
27	23	ELLIS	40.095	23	ELLIS	30.090	27	23	ELLIS	1:10.185	1:10.915	0.730
28												

BMCRC - MRO Championships 2022 - Rnd 2 @ Silverstone National

DART Motorsport MRO 600/GP2 inc Clubman 600

RACE 18 - STATISTICS

Competitors Started	28
Planned Start	2022-04-03 @ 09:40:00.000
Actual Start	2022-04-03 @ 09:43:42.630
Finish Time	2022-04-03 @ 09:48:47.737
Track Length	1.6404mi.
Total Laps	135
Total Distance Covered	221.4625mi.

Session Fastest Lap History

NO	CL	NAME	LAP TIME	TIME OF DAY	LAP	VEHICLE
82		James BULL	1:00.754	09:45:47.634	2	MV Agusta F3
82		James BULL	1:00.313	09:46:47.946	3	MV Agusta F3
82		James BULL	1:00.044	09:47:47.989	4	MV Agusta F3
37		Alex LATHAM	59.938	09:47:48.117	4	Triumph DAYTONA
82		James BULL	59.754	09:48:47.744	5	MV Agusta F3

Session Leader History

NO	CL	NAME	FROM LAP	LAPS LED	DISTANCE	VEHICLE
37		Alex LATHAM	1	1	1.64 miles	Triumph DAYTONA
82		James BULL	2	4	6.56 miles	MV Agusta F3

Flag History

TYPE	TIME OF DAY
GREEN	09:43:42.630
FINISH	09:48:47.737

Flag Statistics

TYPE	COUNT	TOTAL LAPS	TOTAL TIME
Green	1	5	6:08.286
Red	0	0	0.000
Safety Car	0	0	0.000
FCY	0	0	0.000

BMCRC - MRO Championships 2022 - Rnd 2 @ Silverstone National

DART Motorsport MRO 600/GP2 inc Clubman 600

RACE 18 - STATISTICS

CLASS :

16 Starters

Fastest Lap History

NO	NAME	LAP TIME	TIME OF DAY	LAP	VEHICLE
82	James BULL	1:00.754	09:45:47.634	2	MV Agusta F3
82	James BULL	1:00.313	09:46:47.946	3	MV Agusta F3
82	James BULL	1:00.044	09:47:47.989	4	MV Agusta F3
37	Alex LATHAM	59.938	09:47:48.117	4	Triumph DAYTONA
82	James BULL	59.754	09:48:47.744	5	MV Agusta F3

Leader History

NO	NAME	FROM LAP	LAPS LED	DISTANCE	VEHICLE
37	Alex LATHAM	1	1	1.64 miles	Triumph DAYTONA
82	James BULL	2	4	6.56 miles	MV Agusta F3

BMCRC - MRO Championships 2022 - Rnd 2 @ Silverstone National

DART Motorsport MRO 600/GP2 inc Clubman 600

RACE 18 - STATISTICS

CLASS : C

10 Starters

Fastest Lap History

NO	NAME	LAP TIME	TIME OF DAY	LAP	VEHICLE
212	Matt PALLETT	1:01.649	09:45:50.080	2	Yamaha R6
30	Owen MELLOR	1:01.644	09:45:50.286	2	Kawaski ZX-6
212	Matt PALLETT	1:01.410	09:46:51.490	3	Yamaha R6
511	Ross CLARKE	1:00.928	09:46:53.012	3	Kawasaki ZX600RR
30	Owen MELLOR	1:00.540	09:47:52.253	4	Kawaski ZX-6
30	Owen MELLOR	1:00.302	09:48:52.555	5	Kawaski ZX-6

Leader History

NO	NAME	FROM LAP	LAPS LED	DISTANCE	VEHICLE
212	Matt PALLETT	1	3	4.92 miles	Yamaha R6
30	Owen MELLOR	4	2	3.28 miles	Kawaski ZX-6

BMCRC - MRO Championships 2022 - Rnd 2 @ Silverstone National

DART Motorsport MRO 600/GP2 inc Clubman 600

RACE 18 - STATISTICS

CLASS : GP2

2 Starters

Fastest Lap History

NO	NAME	LAP TIME	TIME OF DAY	LAP	VEHICLE
78	Mark EVANS	1:03.505	09:45:54.240	2	Harris MOTO 2
78	Mark EVANS	1:02.365	09:48:00.333	4	Harris MOTO 2
78	Mark EVANS	1:01.905	09:49:02.238	5	Harris MOTO 2

Leader History

NO	NAME	FROM LAP	LAPS LED	DISTANCE	VEHICLE
78	Mark EVANS	1	5	8.20 miles	Harris MOTO 2

BMCRC - MRO Championships 2022 - Rnd 2 @ Silverstone National



DART Motorsport MRO 600/GP2 inc Clubman 600

RACE 9 - GRID (8 Laps)

ROW 12	35	83	Talan SKEELS-PIGGINS	34	501	Barry MANTELL						
ROW 11	33	132	Mitchell GILBERT	32	219	Tony COE	31	87	Keith POVAH			
ROW 10	30	59	Caiden WILKINSON	29	115	Eugene McMANUS	28	23	Joe ELLIS	1:10.915		
ROW 9	27	686	Liam SPILLER	26	8	Dave SAUNDERS	25	144	Nick CRONIN	1:06.535	1:05.486	1:04.548
ROW 8	24	11	Stephen PARSONS	23	168	Aaron DALRYMPLE	22	73	Jamie THOMAS	1:04.197	1:03.469	1:03.281
ROW 7	21	20	Kai DICKINSON	20	33	Aaren CARPENTER	19	45	Jake MARSH	1:03.259	1:03.165	1:02.995
ROW 6	18	22	Toby TRUNDLE	17	122	Frankie STENNETT	16	142	Christopher JOHNSON	1:02.831	1:02.728	1:02.722
ROW 5	15	169	Gareth CUNNINGHAM	14	961	Jack SIM	13	77	Tom WEEDEN	1:02.315	1:02.171	1:02.164
ROW 4	12	321	Martin MORRIS	11	151	Chloe JONES	10	78	Mark EVANS	1:02.100	1:02.086	1:01.905
ROW 3	9	13	Doug EDMONDSON	8	661	Cameron HARRIS	7	212	Matt PALLETT	1:01.525	1:00.823	
ROW 2	6	5	John REYNOLDS	5	511	Ross CLARKE	4	30	Owen MELLOR	1:00.759	1:00.751	1:00.302
ROW 1	3	15	Harrison CROSBY	2	37	Alex LATHAM	1	82	James BULL	1:00.039	59.823	59.754

Pole

Silverstone National: 1.6404 miles

These results are provisional until the conclusion of any judicial and technical matters.

Clerk Of Course :	Stewards :	Timekeeper : Craig Smith
-------------------	------------	--------------------------

Results can be found at www.tsl-timing.com

Printed - 09:52 Sunday, 03 April 2022



DART Motorsport MRO 600/GP2 inc Clubman 600

RACE 9 - CLASSIFICATION

POS	NO	CL	PIC NAME	ENTRY	LAPS	TIME	GAP	DIFF	MPH	BEST	ON
1	15		1 Harrison CROSBY	Yamaha YZF - Mum & Dad	8	8:10.347			96.35	59.857	8
2	511	C	1 Ross CLARKE	Kawasaki ZX600RR - Ross clarke Farriery	8	8:18.314	7.967	7.967	94.81	1:00.232	4
3	5		2 John REYNOLDS	Yamaha R6 - Fins Motorcycles	8	8:21.164	10.817	2.850	94.27	1:01.074	7
4	82		3 James BULL	MV Agusta F3 - dad / team bull racing	8	8:21.321	10.974	0.157	94.24	1:01.413	5
5	212	C	2 Matt PALLETT	Yamaha R6 - BDA Chartered Architects	8	8:24.276	13.929	2.955	93.68	1:01.606	5
6	169		4 Gareth CUNNINGHAM	Yamaha R6 - Burnham cars ltd	8	8:24.794	14.447	0.518	93.59	1:01.772	6
7	77		5 Tom WEEDEN	Yamaha R6 - Nobby Bear	8	8:25.696	15.349	0.902	93.42	1:02.059	4
8	661	GP2	1 Cameron HARRIS	Triumph 675R - HARRIS PERFORMANCE	8	8:27.384	17.037	1.688	93.11	1:02.062	3
9	321		6 Martin MORRIS	Kawasaki ZX6R - Morris Racing, Obsession Enginee	8	8:27.806	17.459	0.422	93.03	1:01.025	5
10	122		7 Frankie STENNETT	Kawasaki ZX6R - Thepeoplesbike.com	8	8:28.065	17.718	0.259	92.99	1:01.648	5
11	33	C	3 Aaren CARPENTER	Kawasaki ZX6R - Slugcrow Racing	8	8:38.918	28.571	10.853	91.04	1:03.448	8
12	22	C	4 Toby TRUNDLE	Yamaha YZF-R6 - Harris Motorcycles - Harlow	8	8:39.239	28.892	0.321	90.98	1:03.667	4
13	142		8 Christopher JOHNSON	Kawasaki ZX636 -	8	8:40.650	30.303	1.411	90.74	1:03.791	4
14	961		9 Jack SIM	Kawasaki ZX6 R - Vanguard Motorsport, Platform Li	8	8:41.565	31.218	0.915	90.58	1:04.367	2
15	73	C	5 Jamie THOMAS	Yamaha R6 - Team RubyRacing	8	8:41.612	31.265	0.047	90.57	1:03.941	5
16	168	C	6 Aaron DALRYMPLE	Yamaha R6 -	8	8:46.420	36.073	4.808	89.74	1:04.012	8
17	144		10 Nick CRONIN	Yamaha R6 -	8	8:46.752	36.405	0.332	89.69	1:03.834	5
18	686	C	7 Liam SPILLER	Yamaha R6 - LD Renovate Ltd	8	8:55.240	44.893	8.488	88.26	1:05.540	4
19	501	C	8 Barry MANTELL	Yamaha R6 - Swedish car connection	8	8:56.399	46.052	1.159	88.07	1:05.121	8
20	20		11 Kai DICKINSON	Kawasaki ZX636 - team JPR	8	8:57.898	47.551	1.499	87.83	1:05.650	7
21	23		12 Joe ELLIS	Kawasaki ZX636 - Jpr	7	8:34.890	1 Lap	1 Lap	80.28	1:12.069	6

NOT CLASSIFIED

DNF	37		Alex LATHAM	Triumph DAYTONA - BR-8 / McCrash Racing	7	7:10.105	1 Lap		96.11	59.836	5
DNF	8	C	Dave SAUNDERS	Honda CBR600 - Mum/Dad/JW MOT/Parks Utility	6	7:27.472	2 Laps	1 Lap	79.18	1:11.373	2
DNF	30	C	Owen MELLOR	Kawaski ZX-6 - BDS Motorcycles	5	5:14.016	3 Laps	1 Lap	94.03	1:01.240	4
DNF	13		Doug EDMONDSON	Triumph DAYTONA - Stan Stephens Tuning	2	2:22.303	6 Laps	3 Laps	83.00		
DNF	45	C	Jake MARSH	Kawasaki ZX6R - Zipped Up Racing	2	2:29.653	6 Laps	7.350	78.92		

FASTEST LAP

37		Alex LATHAM	Triumph DAYTONA - BR-8 / McCrash Racing	5	59.836	98.69 mph	158.83 kph
511	C	Ross CLARKE	Kawasaki ZX600RR - Ross clarke Farriery	4	1:00.232	98.04 mph	157.79 kph
661	GP2	Cameron HARRIS	Triumph 675R - HARRIS PERFORMANCE	3	1:02.062	95.15 mph	153.14 kph

Class - 92.5% of Race Speed = 89.12 mph
 Class C - 92.5% of Race Speed = 87.69 mph
 Class GP2 - 92.5% of Race Speed = 86.12 mph

Weather / Track : Cloudy / Dry

These results are provisional until the conclusion of any judicial and technical matters.

Race Distance: 8 Laps / 13.12 miles
 Silverstone National: 1.6404 miles
 Date: 03/04/2022 Start: 12:35 Finish: 12:43

Clerk Of Course :	Stewards :	Timekeeper : Craig Smith
-------------------	------------	--------------------------

Results can be found at www.tsl-timing.com

Printed - 12:47 Sunday, 03 April 2022



BMCRC - MRO Championships 2022 - Rnd 2 @ Silverstone National

DART Motorsport MRO 600/GP2 inc Clubman 600

RACE 9 - LAP CHART

LAP 1 @ 12:36:53.960

NO	BEHIND	LAP TIME
37		1:05.557
82	0.433	1:05.990
15	0.626	1:06.183
661	0.884	1:06.441
511	0.955	1:06.512
30	1.086	1:06.643
961	1.503	1:07.060
77	1.563	1:07.120
5	1.712	1:07.269
142	1.999	1:07.556
212	2.004	1:07.561
169	2.738	1:08.295
122	2.932	1:08.489
13	3.159	1:08.716
33	3.238	1:08.795
321	3.412	1:08.969
73	3.608	1:09.165
22	3.620	1:09.177
45	5.573	1:11.130
168	5.740	1:11.297
20	5.973	1:11.530
144	6.131	1:11.688
686	6.643	1:12.200
501	8.577	1:14.134
23	11.982	1:17.539
8	12.620	1:18.177

LAP 2 @ 12:37:56.142

NO	BEHIND	LAP TIME
37		1:02.182
15	0.875	1:02.431
82	1.405	1:03.154
30	1.756	1:02.852
661	2.340	1:03.638
511	2.438	1:03.665
77	2.680	1:03.299
5	3.590	1:04.060
961	3.688	1:04.367
169	3.788	1:03.232
212	4.620	1:04.798
122	4.795	1:04.045
33	5.377	1:04.321
142	5.468	1:05.651
73	5.625	1:04.199
321	5.736	1:04.506
22	5.911	1:04.473
168	8.719	1:05.161
144	10.881	1:06.932
20	11.289	1:07.498
686	11.530	1:07.069
501	13.697	1:07.302
13	14.564	1:13.587 P
8	21.811	1:11.373
45	21.914	1:18.523 P
23	24.778	1:14.978

LAP 3 @ 12:38:56.515

NO	BEHIND	LAP TIME
37		1:00.373
15	1.178	1:00.676
30	3.347	1:01.964
82	3.412	1:02.380

511	3.539	1:01.474
661	4.029	1:02.062
77	4.571	1:02.264
5	5.504	1:02.287
169	5.824	1:02.409
212	6.575	1:02.328
122	6.718	1:02.296
961	7.868	1:04.553
321	9.116	1:03.753
142	9.332	1:04.237
73	9.480	1:04.228
33	9.773	1:04.769
22	9.868	1:04.330
168	13.997	1:05.651
144	14.553	1:04.045
686	16.836	1:05.679
20	18.297	1:07.381
501	19.695	1:06.371
8	33.110	1:11.672
23	36.906	1:12.501

LAP 4 @ 12:39:56.490

NO	BEHIND	LAP TIME
37		59.975
15	1.486	1:00.283
511	3.796	1:00.232
30	4.612	1:01.240
82	4.989	1:01.552
661	6.269	1:02.215
77	6.655	1:02.059
5	6.889	1:01.360
169	7.667	1:01.818
212	8.317	1:01.717
122	9.204	1:02.461
321	11.541	1:02.400
961	12.711	1:04.818
142	13.148	1:03.791
22	13.560	1:03.667
73	13.913	1:04.408
33	14.081	1:04.283
168	18.997	1:04.975
144	19.410	1:04.832
686	22.401	1:05.540
20	25.130	1:06.808
501	25.313	1:05.593
8	44.607	1:11.472
23	49.630	1:12.699

LAP 5 @ 12:40:56.326

NO	BEHIND	LAP TIME
37		59.836
15	1.785	1:00.135
511	4.237	1:00.277
30	6.093	1:01.317
82	6.566	1:01.413
5	8.870	1:01.817
661	9.002	1:02.569
77	9.185	1:02.366
212	10.087	1:01.606
169	10.166	1:02.335
122	11.016	1:01.648
321	12.730	1:01.025
961	17.419	1:04.544
142	17.556	1:04.244
22	17.623	1:03.899

73	18.018	1:03.941
33	18.349	1:04.104
144	23.408	1:03.834
168	24.020	1:04.859
686	28.489	1:05.924
20	31.520	1:06.226
501	31.802	1:06.325
8	56.159	1:11.388

LAP 6 @ 12:41:56.789

NO	BEHIND	LAP TIME
37		1:00.463
15	1.505	1:00.183
23	1 Lap	1:12.607
511	4.904	1:01.130
82	8.116	1:02.013
5	9.672	1:01.265
661	11.190	1:02.651
212	11.362	1:01.738
169	11.475	1:01.772
77	11.657	1:02.935
122	12.524	1:01.971
321	13.976	1:01.709
142	21.857	1:04.764
961	22.284	1:05.328
22	22.444	1:05.284
33	22.658	1:04.772
73	22.721	1:05.166
144	29.077	1:06.132
168	29.227	1:05.670
686	34.741	1:06.715
20	37.171	1:06.114
501	37.247	1:05.908

LAP 7 @ 12:42:58.508

NO	BEHIND	LAP TIME
37		1:01.719
15	0.385	1:00.599
511	6.032	1:02.847
82	8.736	1:02.339
5	9.027	1:01.074
212	12.110	1:02.467
169	12.246	1:02.490
23	1 Lap	1:12.069
77	12.780	1:02.842
661	12.952	1:03.481
122	13.595	1:02.790
321	14.258	1:02.001
8	1 Lap	1:23.390 P
22	24.950	1:04.225
142	25.273	1:05.135
33	25.365	1:04.426
961	26.075	1:05.510
73	26.116	1:05.114
144	31.724	1:04.366
168	32.303	1:04.795
686	39.065	1:06.043
20	41.102	1:05.650
501	41.173	1:05.645

LAP 8 @ 12:43:58.750

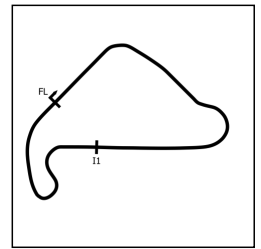
NO	BEHIND	LAP TIME
15		59.857
511	7.967	1:02.177

5	10.817	1:02.032
82	10.974	1:02.480
212	13.929	1:02.061
169	14.447	1:02.443
77	15.349	1:02.811
661	17.037	1:04.327
321	17.459	1:03.443
122	17.718	1:04.365
23	1 Lap	1:12.497
33	28.571	1:03.448
22	28.892	1:04.184
142	30.303	1:05.272
961	31.218	1:05.385
73	31.265	1:05.391
168	36.073	1:04.012
144	36.405	1:04.923
686	44.893	1:06.070
501	46.052	1:05.121
20	47.551	1:06.691

BMCRC - MRO Championships 2022 - Rnd 2 @ Silverstone National

DART Motorsport MRO 600/GP2 inc Clubman 600

RACE 9 - SECTOR ANALYSIS



SECTOR 1 = FL to I1, SECTOR 2 = I1 to FL, DIFF = Difference To Personal Best Lap, P = Crossed Finish Line in Pit Lane, D = Time Disallowed

P1 15		Harrison CROSBY		Yamaha YZF - Mum & Dad			
IDEAL LAP TIME : 59.627		BEST LAP TIME : 59.857		DIFFERENCE : 0.230			
LAP	SECTOR 1	SECTOR 2	LAP TIME	MPH	DIFF	TIME OF DAY	
1 -		26.886	1:06.183	89.23	6.326	12:36:54.586	
2 -	36.591	25.840	1:02.431	94.59	2.574	12:37:57.017	
3 -	35.448	25.228	1:00.676	97.33	0.819	12:38:57.693	
4 -	35.232	25.051	1:00.283	97.96	0.426	12:39:57.976	
5 -	35.108	25.027	1:00.135 (2)	98.20	0.278	12:40:58.111	
6 -	34.757	25.426	1:00.183 (3)	98.12	0.326	12:41:58.294	
7 -	35.300	25.299	1:00.599	97.45	0.742	12:42:58.893	
8 -	34.987	24.870	59.857 (1)	98.66		12:43:58.750	

P2 511 C		Ross CLARKE		Kawasaki ZX600RR - Ross clarke Farriery			
IDEAL LAP TIME : 59.754		BEST LAP TIME : 1:00.232		DIFFERENCE : 0.478			
LAP	SECTOR 1	SECTOR 2	LAP TIME	MPH	DIFF	TIME OF DAY	
1 -		27.244	1:06.512	88.78	6.280	12:36:54.915	
2 -	37.584	26.081	1:03.665	92.76	3.433	12:37:58.580	
3 -	35.331	26.143	1:01.474	96.06	1.242	12:39:00.054	
4 -	35.271	24.961	1:00.232 (1)	98.04		12:40:00.286	
5 -	34.793	25.484	1:00.277 (2)	97.97	0.045	12:41:00.563	
6 -	35.218	25.912	1:01.130 (3)	96.60	0.898	12:42:01.693	
7 -	36.591	26.256	1:02.847	93.96	2.615	12:43:04.540	
8 -	35.669	26.508	1:02.177	94.98	1.945	12:44:06.717	

P3 5		John REYNOLDS		Yamaha R6 - Fins Motorcycles			
IDEAL LAP TIME : 1:00.929		BEST LAP TIME : 1:01.074		DIFFERENCE : 0.145			
LAP	SECTOR 1	SECTOR 2	LAP TIME	MPH	DIFF	TIME OF DAY	
1 -		27.441	1:07.269	87.79	6.195	12:36:55.672	
2 -	37.082	26.978	1:04.060	92.18	2.986	12:37:59.732	
3 -	36.061	26.226	1:02.287	94.81	1.213	12:39:02.019	
4 -	35.571	25.789	1:01.360 (3)	96.24	0.286	12:40:03.379	
5 -	35.612	26.205	1:01.817	95.53	0.743	12:41:05.196	
6 -	35.565	25.700	1:01.265 (2)	96.39	0.191	12:42:06.461	
7 -	35.229	25.845	1:01.074 (1)	96.69		12:43:07.535	
8 -	36.055	25.977	1:02.032	95.20	0.958	12:44:09.567	

P4 82		James BULL		MV Agusta F3 - dad / team bull racing			
IDEAL LAP TIME : 1:01.336		BEST LAP TIME : 1:01.413		DIFFERENCE : 0.077			
LAP	SECTOR 1	SECTOR 2	LAP TIME	MPH	DIFF	TIME OF DAY	
1 -		27.136	1:05.990	89.49	4.577	12:36:54.393	
2 -	36.486	26.668	1:03.154	93.51	1.741	12:37:57.547	
3 -	35.956	26.424	1:02.380	94.67	0.967	12:38:59.927	
4 -	35.675	25.877	1:01.552 (2)	95.94	0.139	12:40:01.479	
5 -	35.459	25.954	1:01.413 (1)	96.16		12:41:02.892	
6 -	35.820	26.193	1:02.013 (3)	95.23	0.600	12:42:04.905	
7 -	35.955	26.384	1:02.339	94.73	0.926	12:43:07.244	
8 -	36.274	26.206	1:02.480	94.52	1.067	12:44:09.724	

P5 212 C		Matt PALLETT		Yamaha R6 - BDA Chartered Architects			
IDEAL LAP TIME : 1:01.402		BEST LAP TIME : 1:01.606		DIFFERENCE : 0.204			
LAP	SECTOR 1	SECTOR 2	LAP TIME	MPH	DIFF	TIME OF DAY	
1 -		27.181	1:07.561	87.41	5.955	12:36:55.964	
2 -	37.075	27.723	1:04.798	91.13	3.192	12:38:00.762	
3 -	35.726	26.602	1:02.328	94.75	0.722	12:39:03.090	
4 -	35.614	26.103	1:01.717 (2)	95.68	0.111	12:40:04.807	
5 -	35.818	25.788	1:01.606 (1)	95.86		12:41:06.413	
6 -	35.714	26.024	1:01.738 (3)	95.65	0.132	12:42:08.151	
7 -	36.189	26.278	1:02.467	94.54	0.861	12:43:10.618	
8 -	36.101	25.960	1:02.061	95.15	0.455	12:44:12.679	

BMCRC - MRO Championships 2022 - Rnd 2 @ Silverstone National

DART Motorsport MRO 600/GP2 inc Clubman 600

RACE 9 - SECTOR ANALYSIS



SECTOR 1 = FL to I1, SECTOR 2 = I1 to FL, DIFF = Difference To Personal Best Lap, P = Crossed Finish Line in Pit Lane, D = Time Disallowed

P6 169		Gareth CUNNINGHAM		Yamaha R6 - Burnham cars ltd			
IDEAL LAP TIME : 1:01.374		BEST LAP TIME : 1:01.772		DIFFERENCE : 0.398			
LAP	SECTOR 1	SECTOR 2	LAP TIME	MPH	DIFF	TIME OF DAY	
1 -		27.540	1:08.295	86.47	6.523	12:36:56.698	
2 -	36.553	26.679	1:03.232	93.39	1.460	12:37:59.930	
3 -	36.137	26.272	1:02.409	94.62	0.637	12:39:02.339	
4 -	35.682	26.136	1:01.818 (2)	95.53	0.046	12:40:04.157	
5 -	36.643	25.692	1:02.335 (3)	94.74	0.563	12:41:06.492	
6 -	35.887	25.885	1:01.772 (1)	95.60		12:42:08.264	
7 -	36.253	26.237	1:02.490	94.50	0.718	12:43:10.754	
8 -	36.322	26.121	1:02.443	94.57	0.671	12:44:13.197	

P7 77		Tom WEEDEN		Yamaha R6 - Nobby Bear			
IDEAL LAP TIME : 1:02.059		BEST LAP TIME : 1:02.059		DIFFERENCE : 0.000			
LAP	SECTOR 1	SECTOR 2	LAP TIME	MPH	DIFF	TIME OF DAY	
1 -		26.736	1:07.120	87.98	5.061	12:36:55.523	
2 -	37.429	25.870	1:03.299	93.29	1.240	12:37:58.822	
3 -	36.607	25.657	1:02.264 (2)	94.84	0.205	12:39:01.086	
4 -	36.569	25.490	1:02.059 (1)	95.16		12:40:03.145	
5 -	36.570	25.796	1:02.366 (3)	94.69	0.307	12:41:05.511	
6 -	37.220	25.715	1:02.935	93.83	0.876	12:42:08.446	
7 -	36.902	25.940	1:02.842	93.97	0.783	12:43:11.288	
8 -	36.924	25.887	1:02.811	94.02	0.752	12:44:14.099	

P8 661 GP2		Cameron HARRIS		Triumph 675R - HARRIS PERFORMANCE			
IDEAL LAP TIME : 1:02.062		BEST LAP TIME : 1:02.062		DIFFERENCE : 0.000			
LAP	SECTOR 1	SECTOR 2	LAP TIME	MPH	DIFF	TIME OF DAY	
1 -		27.299	1:06.441	88.88	4.379	12:36:54.844	
2 -	37.206	26.432	1:03.638	92.80	1.576	12:37:58.482	
3 -	36.159	25.903	1:02.062 (1)	95.15		12:39:00.544	
4 -	36.216	25.999	1:02.215 (2)	94.92	0.153	12:40:02.759	
5 -	36.166	26.403	1:02.569 (3)	94.38	0.507	12:41:05.328	
6 -	36.449	26.202	1:02.651	94.26	0.589	12:42:07.979	
7 -	36.960	26.521	1:03.481	93.03	1.419	12:43:11.460	
8 -	37.551	26.776	1:04.327	91.80	2.265	12:44:15.787	

P9 321		Martin MORRIS		Kawasaki ZX6R - Morris Racing, Obsession Engineering			
IDEAL LAP TIME : 1:01.025		BEST LAP TIME : 1:01.025		DIFFERENCE : 0.000			
LAP	SECTOR 1	SECTOR 2	LAP TIME	MPH	DIFF	TIME OF DAY	
1 -		27.994	1:08.969	85.62	7.944	12:36:57.372	
2 -	36.759	27.747	1:04.506	91.55	3.481	12:38:01.878	
3 -	37.145	26.608	1:03.753	92.63	2.728	12:39:05.631	
4 -	36.343	26.057	1:02.400	94.64	1.375	12:40:08.031	
5 -	35.178	25.847	1:01.025 (1)	96.77		12:41:09.056	
6 -	35.371	26.338	1:01.709 (2)	95.70	0.684	12:42:10.765	
7 -	35.773	26.228	1:02.001 (3)	95.25	0.976	12:43:12.766	
8 -	36.590	26.853	1:03.443	93.08	2.418	12:44:16.209	

P10 122		Frankie STENNETT		Kawasaki ZX6R - Thepeoplesbike.com			
IDEAL LAP TIME : 1:01.388		BEST LAP TIME : 1:01.648		DIFFERENCE : 0.260			
LAP	SECTOR 1	SECTOR 2	LAP TIME	MPH	DIFF	TIME OF DAY	
1 -		27.940	1:08.489	86.22	6.841	12:36:56.892	
2 -	36.951	27.094	1:04.045	92.21	2.397	12:38:00.937	
3 -	36.176	26.120	1:02.296 (3)	94.80	0.648	12:39:03.233	
4 -	36.136	26.325	1:02.461	94.54	0.813	12:40:05.694	
5 -	35.630	26.018	1:01.648 (1)	95.79		12:41:07.342	
6 -	36.213	25.758	1:01.971 (2)	95.29	0.323	12:42:09.313	
7 -	36.751	26.039	1:02.790	94.05	1.142	12:43:12.103	
8 -	37.169	27.196	1:04.365	91.75	2.717	12:44:16.468	

BMCRC - MRO Championships 2022 - Rnd 2 @ Silverstone National

DART Motorsport MRO 600/GP2 inc Clubman 600

RACE 9 - SECTOR ANALYSIS



SECTOR 1 = FL to I1, SECTOR 2 = I1 to FL, DIFF = Difference To Personal Best Lap, P = Crossed Finish Line in Pit Lane, D = Time Disallowed

P11 33 C		Aaren CARPENTER		Kawasaki ZX6R - Slugcrow Racing			
IDEAL LAP TIME : 1:03.311		BEST LAP TIME : 1:03.448		DIFFERENCE : 0.137			
LAP	SECTOR 1	SECTOR 2	LAP TIME	MPH	DIFF	TIME OF DAY	
1 -		27.339	1:08.795	85.84	5.347	12:36:57.198	
2 -	36.978	27.343	1:04.321	91.81	0.873	12:38:01.519	
3 -	38.041	26.728	1:04.769	91.18	1.321	12:39:06.288	
4 -	36.896	27.387	1:04.283 (3)	91.86	0.835	12:40:10.571	
5 -	37.242	26.862	1:04.104 (2)	92.12	0.656	12:41:14.675	
6 -	37.423	27.349	1:04.772	91.17	1.324	12:42:19.447	
7 -	37.744	26.682	1:04.426	91.66	0.978	12:43:23.873	
8 -	37.033	26.415	1:03.448 (1)	93.07		12:44:27.321	

P12 22 C		Toby TRUNDLE		Yamaha YZF-R6 - Harris Motorcycles - Harlow			
IDEAL LAP TIME : 1:03.199		BEST LAP TIME : 1:03.667		DIFFERENCE : 0.468			
LAP	SECTOR 1	SECTOR 2	LAP TIME	MPH	DIFF	TIME OF DAY	
1 -		27.891	1:09.177	85.36	5.510	12:36:57.580	
2 -	37.138	27.335	1:04.473	91.59	0.806	12:38:02.053	
3 -	37.186	27.144	1:04.330	91.80	0.663	12:39:06.383	
4 -	36.783	26.884	1:03.667 (1)	92.75		12:40:10.050	
5 -	37.396	26.503	1:03.899 (2)	92.42	0.232	12:41:13.949	
6 -	37.760	27.524	1:05.284	90.46	1.617	12:42:19.233	
7 -	37.334	26.891	1:04.225	91.95	0.558	12:43:23.458	
8 -	37.768	26.416	1:04.184 (3)	92.01	0.517	12:44:27.642	

P13 142		Christopher JOHNSON		Kawasaki ZX636 -			
IDEAL LAP TIME : 1:03.791		BEST LAP TIME : 1:03.791		DIFFERENCE : 0.000			
LAP	SECTOR 1	SECTOR 2	LAP TIME	MPH	DIFF	TIME OF DAY	
1 -		27.391	1:07.556	87.41	3.765	12:36:55.959	
2 -	37.738	27.913	1:05.651	89.95	1.860	12:38:01.610	
3 -	37.200	27.037	1:04.237 (2)	91.93	0.446	12:39:05.847	
4 -	36.963	26.828	1:03.791 (1)	92.57		12:40:09.638	
5 -	37.379	26.865	1:04.244 (3)	91.92	0.453	12:41:13.882	
6 -	37.497	27.267	1:04.764	91.18	0.973	12:42:18.646	
7 -	37.707	27.428	1:05.135	90.66	1.344	12:43:23.781	
8 -	37.793	27.479	1:05.272	90.47	1.481	12:44:29.053	

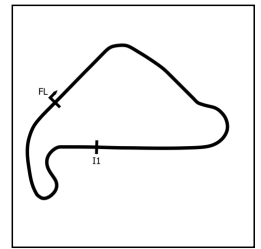
P14 961		Jack SIM		Kawasaki ZX6 R - Vanguard Motorsport, Platform Lift Engineers			
IDEAL LAP TIME : 1:04.153		BEST LAP TIME : 1:04.367		DIFFERENCE : 0.214			
LAP	SECTOR 1	SECTOR 2	LAP TIME	MPH	DIFF	TIME OF DAY	
1 -		26.958	1:07.060	88.06	2.693	12:36:55.463	
2 -	37.506	26.861	1:04.367 (1)	91.74		12:37:59.830	
3 -	37.292	27.261	1:04.553 (3)	91.48	0.186	12:39:04.383	
4 -	37.814	27.004	1:04.818	91.11	0.451	12:40:09.201	
5 -	37.394	27.150	1:04.544 (2)	91.49	0.177	12:41:13.745	
6 -	37.776	27.552	1:05.328	90.40	0.961	12:42:19.073	
7 -	38.185	27.325	1:05.510	90.14	1.143	12:43:24.583	
8 -	37.843	27.542	1:05.385	90.32	1.018	12:44:29.968	

P15 73 C		Jamie THOMAS		Yamaha R6 - Team RubyRacing			
IDEAL LAP TIME : 1:03.874		BEST LAP TIME : 1:03.941		DIFFERENCE : 0.067			
LAP	SECTOR 1	SECTOR 2	LAP TIME	MPH	DIFF	TIME OF DAY	
1 -		27.203	1:09.165	85.38	5.224	12:36:57.568	
2 -	37.476	26.723	1:04.199 (2)	91.99	0.258	12:38:01.767	
3 -	37.557	26.671	1:04.228 (3)	91.94	0.287	12:39:05.995	
4 -	37.414	26.994	1:04.408	91.69	0.467	12:40:10.403	
5 -	37.481	26.460	1:03.941 (1)	92.36		12:41:14.344	
6 -	37.800	27.366	1:05.166	90.62	1.225	12:42:19.510	
7 -	38.032	27.082	1:05.114	90.69	1.173	12:43:24.624	
8 -	38.057	27.334	1:05.391	90.31	1.450	12:44:30.015	

BMCRC - MRO Championships 2022 - Rnd 2 @ Silverstone National

DART Motorsport MRO 600/GP2 inc Clubman 600

RACE 9 - SECTOR ANALYSIS



SECTOR 1 = FL to I1, SECTOR 2 = I1 to FL, DIFF = Difference To Personal Best Lap, P = Crossed Finish Line in Pit Lane, D = Time Disallowed

P16 168 C		Aaron DALRYMPLE		Yamaha R6 -		
IDEAL LAP TIME : 1:04.012		BEST LAP TIME : 1:04.012		DIFFERENCE : 0.000		
LAP	SECTOR 1	SECTOR 2	LAP TIME	MPH	DIFF	TIME OF DAY
1 -		27.847	1:11.297	82.83	7.285	12:36:59.700
2 -	38.018	27.143	1:05.161	90.63	1.149	12:38:04.861
3 -	38.326	27.325	1:05.651	89.95	1.639	12:39:10.512
4 -	37.696	27.279	1:04.975	90.89	0.963	12:40:15.487
5 -	37.742	27.117	1:04.859 (3)	91.05	0.847	12:41:20.346
6 -	38.631	27.039	1:05.670	89.92	1.658	12:42:26.016
7 -	37.796	26.999	1:04.795 (2)	91.14	0.783	12:43:30.811
8 -	37.349	26.663	1:04.012 (1)	92.25		12:44:34.823

P17 144		Nick CRONIN		Yamaha R6 -		
IDEAL LAP TIME : 1:03.663		BEST LAP TIME : 1:03.834		DIFFERENCE : 0.171		
LAP	SECTOR 1	SECTOR 2	LAP TIME	MPH	DIFF	TIME OF DAY
1 -		27.998	1:11.688	82.37	7.854	12:37:00.091
2 -	38.647	28.285	1:06.932	88.23	3.098	12:38:07.023
3 -	37.153	26.892	1:04.045 (2)	92.21	0.211	12:39:11.068
4 -	37.373	27.459	1:04.832	91.09	0.998	12:40:15.900
5 -	36.847	26.987	1:03.834 (1)	92.51		12:41:19.734
6 -	38.718	27.414	1:06.132	89.30	2.298	12:42:25.866
7 -	37.550	26.816	1:04.366 (3)	91.75	0.532	12:43:30.232
8 -	37.226	27.697	1:04.923	90.96	1.089	12:44:35.155

P18 686 C		Liam SPILLER		Yamaha R6 - LD Renovate Ltd		
IDEAL LAP TIME : 1:05.143		BEST LAP TIME : 1:05.540		DIFFERENCE : 0.397		
LAP	SECTOR 1	SECTOR 2	LAP TIME	MPH	DIFF	TIME OF DAY
1 -		28.172	1:12.200	81.79	6.660	12:37:00.603
2 -	38.556	28.513	1:07.069	88.05	1.529	12:38:07.672
3 -	38.191	27.488	1:05.679 (2)	89.91	0.139	12:39:13.351
4 -	37.655	27.885	1:05.540 (1)	90.10		12:40:18.891
5 -	37.768	28.156	1:05.924 (3)	89.58	0.384	12:41:24.815
6 -	38.680	28.035	1:06.715	88.52	1.175	12:42:31.530
7 -	38.189	27.854	1:06.043	89.42	0.503	12:43:37.573
8 -	37.966	28.104	1:06.070	89.38	0.530	12:44:43.643

P19 501 C		Barry MANTELL		Yamaha R6 - Swedish car connection		
IDEAL LAP TIME : 1:05.121		BEST LAP TIME : 1:05.121		DIFFERENCE : 0.000		
LAP	SECTOR 1	SECTOR 2	LAP TIME	MPH	DIFF	TIME OF DAY
1 -		29.166	1:14.134	79.66	9.013	12:37:02.537
2 -	39.075	28.227	1:07.302	87.74	2.181	12:38:09.839
3 -	38.695	27.676	1:06.371	88.97	1.250	12:39:16.210
4 -	38.010	27.583	1:05.593 (2)	90.03	0.472	12:40:21.803
5 -	37.917	28.408	1:06.325	89.04	1.204	12:41:28.128
6 -	38.319	27.589	1:05.908	89.60	0.787	12:42:34.036
7 -	37.974	27.671	1:05.645 (3)	89.96	0.524	12:43:39.681
8 -	37.616	27.505	1:05.121 (1)	90.68		12:44:44.802

P20 20		Kai DICKINSON		Kawasaki ZX636 - team JPR		
IDEAL LAP TIME : 1:05.650		BEST LAP TIME : 1:05.650		DIFFERENCE : 0.000		
LAP	SECTOR 1	SECTOR 2	LAP TIME	MPH	DIFF	TIME OF DAY
1 -		28.933	1:11.530	82.56	5.880	12:36:59.933
2 -	38.488	29.010	1:07.498	87.49	1.848	12:38:07.431
3 -	38.739	28.642	1:07.381	87.64	1.731	12:39:14.812
4 -	37.916	28.892	1:06.808	88.39	1.158	12:40:21.620
5 -	38.290	27.936	1:06.226 (3)	89.17	0.576	12:41:27.846
6 -	37.878	28.236	1:06.114 (2)	89.32	0.464	12:42:33.960
7 -	37.733	27.917	1:05.650 (1)	89.95		12:43:39.610
8 -	37.937	28.754	1:06.691	88.55	1.041	12:44:46.301

BMCRC - MRO Championships 2022 - Rnd 2 @ Silverstone National

DART Motorsport MRO 600/GP2 inc Clubman 600

RACE 9 - SECTOR ANALYSIS



SECTOR 1 = FL to I1, SECTOR 2 = I1 to FL, DIFF = Difference To Personal Best Lap, P = Crossed Finish Line in Pit Lane, D = Time Disallowed

P21 23		Joe ELLIS		Kawasaki ZX636 - Jpr			
IDEAL LAP TIME : 1:11.591		BEST LAP TIME : 1:12.069		DIFFERENCE : 0.478			
LAP	SECTOR 1	SECTOR 2	LAP TIME	MPH	DIFF	TIME OF DAY	
1 -		31.920	1:17.539	76.16	5.470	12:37:05.942	
2 -	42.029	32.949	1:14.978	78.76	2.909	12:38:20.920	
3 -	41.190	31.311	1:12.501 (3)	81.45	0.432	12:39:33.421	
4 -	41.500	31.199	1:12.699	81.23	0.630	12:40:46.120	
5 -	40.955	31.652	1:12.607	81.33	0.538	12:41:58.727	
6 -	40.661	31.408	1:12.069 (1)	81.94		12:43:10.796	
7 -	41.567	30.930	1:12.497 (2)	81.46	0.428	12:44:23.293	

P22 37		Alex LATHAM		Triumph DAYTONA - BR-8 / McCrash Racing			
IDEAL LAP TIME : 59.760		BEST LAP TIME : 59.836		DIFFERENCE : 0.076			
LAP	SECTOR 1	SECTOR 2	LAP TIME	MPH	DIFF	TIME OF DAY	
1 -		26.204	1:05.557	90.08	5.721	12:36:53.960	
2 -	36.763	25.419	1:02.182	94.97	2.346	12:37:56.142	
3 -	35.122	25.251	1:00.373 (3)	97.81	0.537	12:38:56.515	
4 -	35.040	24.935	59.975 (2)	98.46	0.139	12:39:56.490	
5 -	34.825	25.011	59.836 (1)	98.69		12:40:56.326	
6 -	35.254	25.209	1:00.463	97.67	0.627	12:41:56.789	
7 -	36.534	25.185	1:01.719	95.68	1.883	12:42:58.508	

P23 8 C		Dave SAUNDERS		Honda CBR600 - Mum/Dad/JW MOT/Parks Utility			
IDEAL LAP TIME : 1:10.536		BEST LAP TIME : 1:11.373		DIFFERENCE : 0.837			
LAP	SECTOR 1	SECTOR 2	LAP TIME	MPH	DIFF	TIME OF DAY	
1 -		31.297	1:18.177	75.54	6.804	12:37:06.580	
2 -	41.938	29.435	1:11.373 (1)	82.74		12:38:17.953	
3 -	41.941	29.731	1:11.672	82.39	0.299	12:39:29.625	
4 -	41.101	30.371	1:11.472 (3)	82.62	0.099	12:40:41.097	
5 -	41.443	29.945	1:11.388 (2)	82.72	0.015	12:41:52.485	
6 -	42.521	IN PIT	1:23.390 P	70.81	12.017	12:43:15.875	

P24 30 C		Owen MELLOR		Kawaski ZX-6 - BDS Motorcycles			
IDEAL LAP TIME : 1:01.079		BEST LAP TIME : 1:01.240		DIFFERENCE : 0.161			
LAP	SECTOR 1	SECTOR 2	LAP TIME	MPH	DIFF	TIME OF DAY	
1 -		27.071	1:06.643	88.61	5.403	12:36:55.046	
2 -	36.778	26.074	1:02.852	93.96	1.612	12:37:57.898	
3 -	35.959	26.005	1:01.964 (3)	95.30	0.724	12:38:59.862	
4 -	35.739	25.501	1:01.240 (1)	96.43		12:40:01.102	
5 -	35.578	25.739	1:01.317 (2)	96.31	0.077	12:41:02.419	

P25 13		Doug EDMONDSON		Triumph DAYTONA - Stan Stephens Tuning			
IDEAL LAP TIME : 1:06.880		BEST LAP TIME :		DIFFERENCE :			
LAP	SECTOR 1	SECTOR 2	LAP TIME	MPH	DIFF	TIME OF DAY	
1 -		28.325	1:08.716	85.94		12:36:57.119	
2 -	38.555	IN PIT	1:13.587 P	80.25		12:38:10.706	

P26 45 C		Jake MARSH		Kawasaki ZX6R - Zipped Up Racing			
IDEAL LAP TIME : 1:06.684		BEST LAP TIME :		DIFFERENCE :			
LAP	SECTOR 1	SECTOR 2	LAP TIME	MPH	DIFF	TIME OF DAY	
1 -		27.996	1:11.130	83.02		12:36:59.533	
2 -	38.688	IN PIT	1:18.523 P	75.20		12:38:18.056	

BMCRC - MRO Championships 2022 - Rnd 2 @ Silverstone National

DART Motorsport MRO 600/GP2 inc Clubman 600

RACE 9 - BEST SECTORS

SECTOR 1			SECTOR 2			IDEAL / BEST COMPARISON						
POS	NO	NAME	TIME	NO	NAME	TIME	POS	NO	NAME	IDEAL	BEST	DIFF
									PERFECT LAP	59.627		
1	15	CROSBY	34.757	15	CROSBY	24.870	1	15	CROSBY	59.627	59.857	0.230
2	511	CLARKE	34.793	37	LATHAM	24.935	2	511	CLARKE	59.754	1:00.232	0.478
3	37	LATHAM	34.825	511	CLARKE	24.961	3	37	LATHAM	59.760	59.836	0.076
4	321	MORRIS	35.178	77	WEEDEN	25.490	4	5	REYNOLDS	1:00.929	1:01.074	0.145
5	5	REYNOLDS	35.229	30	MELLOR	25.501	5	321	MORRIS	1:01.025	1:01.025	0.000
6	82	BULL	35.459	169	CUNNINGHAM	25.692	6	30	MELLOR	1:01.079	1:01.240	0.161
7	30	MELLOR	35.578	5	REYNOLDS	25.700	7	82	BULL	1:01.336	1:01.413	0.077
8	212	PALLET	35.614	122	STENNETT	25.758	8	169	CUNNINGHAM	1:01.374	1:01.772	0.398
9	122	STENNETT	35.630	212	PALLET	25.788	9	122	STENNETT	1:01.388	1:01.648	0.260
10	169	CUNNINGHAM	35.682	321	MORRIS	25.847	10	212	PALLET	1:01.402	1:01.606	0.204
11	661	HARRIS	36.159	82	BULL	25.877	11	77	WEEDEN	1:02.059	1:02.059	0.000
12	77	WEEDEN	36.569	661	HARRIS	25.903	12	661	HARRIS	1:02.062	1:02.062	0.000
13	22	TRUNDLE	36.783	33	CARPENTER	26.415	13	22	TRUNDLE	1:03.199	1:03.667	0.468
14	144	CRONIN	36.847	22	TRUNDLE	26.416	14	33	CARPENTER	1:03.311	1:03.448	0.137
15	33	CARPENTER	36.896	73	THOMAS	26.460	15	144	CRONIN	1:03.663	1:03.834	0.171
16	142	JOHNSON	36.963	168	DALRYMPLE	26.663	16	142	JOHNSON	1:03.791	1:03.791	0.000
17	961	SIM	37.292	144	CRONIN	26.816	17	73	THOMAS	1:03.874	1:03.941	0.067
18	168	DALRYMPLE	37.349	142	JOHNSON	26.828	18	168	DALRYMPLE	1:04.012	1:04.012	0.000
19	73	THOMAS	37.414	961	SIM	26.861	19	961	SIM	1:04.153	1:04.367	0.214
20	501	MANTELL	37.616	686	SPILLER	27.488	20	501	MANTELL	1:05.121	1:05.121	0.000
21	686	SPILLER	37.655	501	MANTELL	27.505	21	686	SPILLER	1:05.143	1:05.540	0.397
22	20	DICKINSON	37.733	20	DICKINSON	27.917	22	20	DICKINSON	1:05.650	1:05.650	0.000
23	13	EDMONDSON	38.555	45	MARSH	27.996	23	45	MARSH	1:06.684		
24	45	MARSH	38.688	13	EDMONDSON	28.325	24	13	EDMONDSON	1:06.880		
25	23	ELLIS	40.661	8	SAUNDERS	29.435	25	8	SAUNDERS	1:10.536	1:11.373	0.837
26	8	SAUNDERS	41.101	23	ELLIS	30.930	26	23	ELLIS	1:11.591	1:12.069	0.478

BMCRC - MRO Championships 2022 - Rnd 2 @ Silverstone National

DART Motorsport MRO 600/GP2 inc Clubman 600

RACE 9 - STATISTICS

Competitors Started	26
Planned Start	2022-04-03 @ 12:00:00.000
Actual Start	2022-04-03 @ 12:35:48.402
Finish Time	2022-04-03 @ 12:43:58.749
Track Length	1.6404mi.
Total Laps	189
Total Distance Covered	310.0475mi.

Session Fastest Lap History

NO	CL	NAME	LAP TIME	TIME OF DAY	LAP	VEHICLE
37		Alex LATHAM	1:02.182	12:37:56.138	2	Triumph DAYTONA
37		Alex LATHAM	1:00.373	12:38:56.510	3	Triumph DAYTONA
37		Alex LATHAM	59.975	12:39:56.487	4	Triumph DAYTONA
37		Alex LATHAM	59.836	12:40:56.322	5	Triumph DAYTONA

Session Leader History

NO	CL	NAME	FROM LAP	LAPS LED	DISTANCE	VEHICLE
37		Alex LATHAM	1	7	11.48 miles	Triumph DAYTONA
15		Harrison CROSBY	8	1	1.64 miles	Yamaha YZF

Flag History

TYPE	TIME OF DAY
GREEN	12:35:48.402
FINISH	12:43:58.749

Flag Statistics

TYPE	COUNT	TOTAL LAPS	TOTAL TIME
Green	1	8	9:18.505
Red	0	0	0.000
Safety Car	0	0	0.000
FCY	0	0	0.000

BMCRC - MRO Championships 2022 - Rnd 2 @ Silverstone National

DART Motorsport MRO 600/GP2 inc Clubman 600

RACE 9 - STATISTICS

CLASS :

14 Starters

Fastest Lap History

NO	NAME	LAP TIME	TIME OF DAY	LAP	VEHICLE
37	Alex LATHAM	1:02.182	12:37:56.138	2	Triumph DAYTONA
37	Alex LATHAM	1:00.373	12:38:56.510	3	Triumph DAYTONA
37	Alex LATHAM	59.975	12:39:56.487	4	Triumph DAYTONA
37	Alex LATHAM	59.836	12:40:56.322	5	Triumph DAYTONA

Leader History

NO	NAME	FROM LAP	LAPS LED	DISTANCE	VEHICLE
37	Alex LATHAM	1	7	11.48 miles	Triumph DAYTONA
15	Harrison CROSBY	8	1	1.64 miles	Yamaha YZF

BMCRC - MRO Championships 2022 - Rnd 2 @ Silverstone National

DART Motorsport MRO 600/GP2 inc Clubman 600

RACE 9 - STATISTICS

CLASS : C

11 Starters

Fastest Lap History

NO	NAME	LAP TIME	TIME OF DAY	LAP	VEHICLE
30	Owen MELLOR	1:02.852	12:37:57.911	2	Kawaski ZX-6
30	Owen MELLOR	1:01.964	12:38:59.875	3	Kawaski ZX-6
511	Ross CLARKE	1:01.474	12:39:00.058	3	Kawasaki ZX600RR
511	Ross CLARKE	1:00.232	12:40:00.290	4	Kawasaki ZX600RR

Leader History

NO	NAME	FROM LAP	LAPS LED	DISTANCE	VEHICLE
511	Ross CLARKE	1	1	1.64 miles	Kawasaki ZX600RR
30	Owen MELLOR	2	2	3.28 miles	Kawaski ZX-6
511	Ross CLARKE	4	5	8.20 miles	Kawasaki ZX600RR

BMCRC - MRO Championships 2022 - Rnd 2 @ Silverstone National

DART Motorsport MRO 600/GP2 inc Clubman 600

RACE 9 - STATISTICS

CLASS : GP2

1 Starters

Fastest Lap History

NO	NAME	LAP TIME	TIME OF DAY	LAP	VEHICLE
661	Cameron HARRIS	1:03.638	12:37:58.471	2	Triumph 675R
661	Cameron HARRIS	1:02.062	12:39:00.532	3	Triumph 675R

Leader History

NO	NAME	FROM LAP	LAPS LED	DISTANCE	VEHICLE
661	Cameron HARRIS	1	8	13.12 miles	Triumph 675R

BMCRC - MRO Championships 2022 - Rnd 2 @ Silverstone National



DART Motorsport MRO 600/GP2 inc Clubman 600

RACE 19 - GRID (8 Laps)

ROW 12	35	83	Talan SKEELS-PIGGINS	34	132	Mitchell GILBERT
ROW 11	33	219	Tony COE	32	87	Keith POVAH
ROW 10	30	115	Eugene McMANUS	29	11	Stephen PARSONS
ROW 9	27	78	Mark EVANS	26	23	Joe ELLIS
ROW 8	24	8	Dave SAUNDERS	23	20	Kai DICKINSON
ROW 7	21	501	Barry MANTELL	20	961	Jack SIM
ROW 6	18	73	Jamie THOMAS	17	144	Nick CRONIN
ROW 5	15	13	Doug EDMONDSON	14	22	Toby TRUNDLE
ROW 4	12	661	Cameron HARRIS	11	77	Tom WEEDEN
ROW 3	9	122	Frankie STENNETT	8	212	Matt PALLETT
ROW 2	6	30	Owen MELLOR	5	5	John REYNOLDS
ROW 1	3	511	Ross CLARKE	2	15	Harrison CROSBY
				1	37	Alex LATHAM
						Pole

Silverstone National: 1.6404 miles

These results are provisional until the conclusion of any judicial and technical matters.

Clerk Of Course :	Stewards :	Timekeeper : Craig Smith
-------------------	------------	--------------------------

Results can be found at www.tsl-timing.com

Printed - 12:50 Sunday, 03 April 2022



BMCRC - MRO Championships 2022 - Rnd 2 @ Silverstone National



DART Motorsport MRO 600/GP2 inc Clubman 600

RACE 19 - CLASSIFICATION

POS	NO	CL	PIC NAME	ENTRY	LAPS	TIME	GAP	DIFF	MPH	BEST	ON
1	82		1 James BULL	MV Agusta F3 - dad / team bull racing	8	7:59.577			98.51	58.909	8
2	15		2 Harrison CROSBY	Yamaha YZF - Mum & Dad	8	8:03.822	4.245	4.245	97.65	58.983	4
3	661	GP2	1 Cameron HARRIS	Triumph 675R - HARRIS PERFORMANCE	8	8:05.401	5.824	1.579	97.33	59.427	5
4	30	C	1 Owen MELLOR	Kawaski ZX-6 - BDS Motorcycles	8	8:05.509	5.932	0.108	97.31	59.780	4
5	511	C	2 Ross CLARKE	Kawasaki ZX600RR - Ross clarke Farriery	8	8:06.979	7.402	1.470	97.01	59.851	4
6	961		3 Jack SIM	Kawasaki ZX6 R - Vanguard Motorsport, Platform Li	8	8:08.482	8.905	1.503	96.71	59.865	6
7	321		4 Martin MORRIS	Kawasaki ZX6R - Morris Racing, Obsession Enginee	8	8:09.899	10.322	1.417	96.43	1:00.397	2
8	13		5 Doug EDMONDSON	Triumph DAYTONA - Stan Stephens Tuning	8	8:13.586	14.009	3.687	95.71	1:00.812	6
9	5		6 John REYNOLDS	Yamaha R6 - Fins Motorcycles	8	8:14.999	15.422	1.413	95.44	1:01.038	6
10	169		7 Gareth CUNNINGHAM	Yamaha R6 - Burnham cars ltd	8	8:21.141	21.564	6.142	94.27	1:01.513	3
11	151		8 Chloe JONES	Yamaha R6 - RICH ENERGY OMG RACING	8	8:24.171	24.594	3.030	93.70	1:01.727	5
12	78	GP2	2 Mark EVANS	Harris MOTO 2 - PHG contracting	8	8:24.244	24.667	0.073	93.69	1:01.406	7
13	33	C	3 Aaren CARPENTER	Kawasaki ZX6R - Slugcrow Racing	8	8:24.427	24.850	0.183	93.66	1:02.071	3
14	22	C	4 Toby TRUNDLE	Yamaha YZF-R6 - Harris Motorcycles - Harlow	8	8:24.511	24.934	0.084	93.64	1:02.106	3
15	142		9 Christopher JOHNSON	Kawasaki ZX636 -	8	8:27.986	28.409	3.475	93.00	1:02.654	4
16	20		10 Kai DICKINSON	Kawasaki ZX636 - team JPR	8	8:28.707	29.130	0.721	92.87	1:02.276	4
17	501	C	5 Barry MANTELL	Yamaha R6 - Swedish car connection	8	8:28.816	29.239	0.109	92.85	1:02.513	8
18	73	C	6 Jamie THOMAS	Yamaha R6 - Team RubyRacing	8	8:32.546	32.969	3.730	92.17	1:02.879	7
19	45	C	7 Jake MARSH	Kawasaki ZX6R - Zipped Up Racing	8	8:35.340	35.763	2.794	91.67	1:02.322	4
20	168	C	8 Aaron DALRYMPLE	Yamaha R6 -	8	8:39.582	40.005	4.242	90.92	1:03.832	6
21	144		11 Nick CRONIN	Yamaha R6 -	8	8:40.258	40.681	0.676	90.81	1:04.079	8
22	8	C	9 Dave SAUNDERS	Honda CBR600 - Mum/Dad/JW MOT/Parks Utility	8	8:54.259	54.682	14.001	88.43	1:05.094	6
23	23		12 Joe ELLIS	Kawasaki ZX636 - Jpr	8	8:55.174	55.597	0.915	88.28	1:04.750	7
24	686	C	10 Liam SPILLER	Yamaha R6 - LD Renovate Ltd	8	8:55.446	55.869	0.272	88.23	1:05.628	3

NOT CLASSIFIED

DNF	122		Frankie STENNETT	Kawasaki ZX6R - Thepeoplesbike.com	6	6:45.675	2 Laps	2 Laps	87.34	1:02.266	2
DNF	77		Tom WEEDEN	Yamaha R6 - Nobby Bear	0						

FASTEST LAP

82			James BULL	MV Agusta F3 - dad / team bull racing	8	58.909	100.25 mph	161.33 kph
661	GP2		Cameron HARRIS	Triumph 675R - HARRIS PERFORMANCE	5	59.427	99.37 mph	159.93 kph
30	C		Owen MELLOR	Kawaski ZX-6 - BDS Motorcycles	4	59.780	98.79 mph	158.98 kph

Class - 92.5% of Race Speed = 91.12 mph
 Class GP2 - 92.5% of Race Speed = 90.03 mph
 Class C - 92.5% of Race Speed = 90.01 mph

Weather / Track : Cloudy / Dry

These results are provisional until the conclusion of any judicial and technical matters.

Race Distance: 8 Laps / 13.12 miles

Silverstone National: 1.6404 miles

Date: 03/04/2022 Start: 15:41 Finish: 15:49

Clerk Of Course :

Stewards :

Timekeeper : Craig Smith

Results can be found at www.tsl-timing.com

Printed - 15:51 Sunday, 03 April 2022



BMCRC - MRO Championships 2022 - Rnd 2 @ Silverstone National

DART Motorsport MRO 600/GP2 inc Clubman 600

RACE 19 - LAP CHART

LAP 1 @ 15:42:37.357		
NO	BEHIND	LAP TIME

15		1:02.227
511	1.469	1:03.696
82	1.560	1:03.787
30	1.952	1:04.179
321	2.490	1:04.717
5	2.598	1:04.825
661	2.725	1:04.952
13	3.205	1:05.432
122	3.322	1:05.549
33	3.637	1:05.864
169	3.658	1:05.885
22	3.871	1:06.098
961	3.909	1:06.136
142	4.481	1:06.708
501	5.446	1:07.673
20	5.629	1:07.856
151	5.771	1:07.998
144	6.251	1:08.478
78	6.303	1:08.530
73	6.625	1:08.852
168	6.659	1:08.886
45	8.883	1:11.110
23	9.937	1:12.164
686	10.053	1:12.280
8	10.251	1:12.478

LAP 2 @ 15:43:37.042		
NO	BEHIND	LAP TIME

15		59.685
82	1.912	1:00.037
511	2.527	1:00.743
30	2.670	1:00.403
321	3.202	1:00.397
661	3.392	1:00.352
5	4.857	1:01.944
13	4.858	1:01.338
961	5.066	1:00.842
122	5.903	1:02.266
169	6.018	1:02.045
33	6.663	1:02.711
22	6.806	1:02.620
142	8.489	1:03.693
151	8.577	1:02.491
20	9.497	1:03.553
78	9.673	1:03.055
501	9.780	1:04.019
144	11.149	1:04.583
73	11.216	1:04.276
168	11.915	1:04.941
45	13.720	1:04.522
23	17.487	1:07.235
686	17.646	1:07.278
8	18.289	1:07.723

LAP 3 @ 15:44:36.416		
NO	BEHIND	LAP TIME

15		59.374
82	2.090	59.552
511	3.174	1:00.021
30	3.513	1:00.217
321	4.620	1:00.792
661	4.714	1:00.696

961	6.540	1:00.848
5	6.633	1:01.150
13	7.528	1:02.044
169	8.157	1:01.513
122	9.123	1:02.594
33	9.360	1:02.071
22	9.538	1:02.106
151	11.727	1:02.524
142	12.133	1:03.018
78	12.169	1:01.870
20	13.597	1:03.474
501	13.851	1:03.445
73	15.447	1:03.605
144	16.879	1:05.104
168	17.110	1:04.569
45	17.860	1:03.514
686	23.900	1:05.628
8	25.752	1:06.837
23	25.762	1:07.649

LAP 4 @ 15:45:35.399		
NO	BEHIND	LAP TIME

15		58.983
82	2.133	59.026
511	4.042	59.851
30	4.310	59.780
661	5.538	59.807
321	6.497	1:00.860
961	8.139	1:00.582
13	9.501	1:00.956
5	9.780	1:02.130
169	11.020	1:01.846
33	12.973	1:02.596
22	13.049	1:02.494
151	14.701	1:01.957
122	14.855	1:04.715
142	15.804	1:02.654
78	15.852	1:02.666
20	16.890	1:02.276
501	17.644	1:02.776
73	19.495	1:03.031
45	21.199	1:02.322
144	22.343	1:04.447
168	22.547	1:04.420
686	31.117	1:06.200
8	32.783	1:06.014
23	34.303	1:07.524

LAP 5 @ 15:46:34.805		
NO	BEHIND	LAP TIME

15		59.406
82	1.941	59.214
511	5.072	1:00.436
30	5.497	1:00.593
661	5.559	59.427
321	7.871	1:00.780
961	8.888	1:00.155
13	11.059	1:00.964
5	11.578	1:01.204
169	13.822	1:02.208
22	16.191	1:02.548
33	16.450	1:02.883
151	17.022	1:01.727
122	19.068	1:03.619
78	19.150	1:02.704

142	19.787	1:03.389
20	20.041	1:02.557
501	21.066	1:02.828
73	23.179	1:03.090
45	25.095	1:03.302
168	27.177	1:04.036
144	27.478	1:04.541
686	37.582	1:05.871
8	38.752	1:05.375
23	40.641	1:05.744

LAP 6 @ 15:47:33.852		
NO	BEHIND	LAP TIME

15		59.047
82	2.503	59.609
661	6.552	1:00.040
511	6.607	1:00.582
30	6.999	1:00.549
321	9.639	1:00.815
961	9.706	59.865
13	12.824	1:00.812
5	13.569	1:01.038
169	17.213	1:02.438
22	20.414	1:03.270
33	20.508	1:03.105
151	20.741	1:02.766
78	21.859	1:01.756
142	23.723	1:02.983
20	24.107	1:03.113
501	24.953	1:02.934
73	27.570	1:03.438
45	29.073	1:03.025
168	31.962	1:03.832
144	32.967	1:04.536
686	44.344	1:05.809
8	44.799	1:05.094
23	46.588	1:04.994
122	46.953	1:26.932 P

LAP 7 @ 15:48:32.976		
NO	BEHIND	LAP TIME

15		59.124
82	2.822	59.443
661	7.476	1:00.048
30	7.851	59.976
511	8.530	1:01.047
961	10.467	59.885
321	11.449	1:00.934
13	14.821	1:01.121
5	15.642	1:01.197
169	20.654	1:02.565
151	23.693	1:02.076
33	23.817	1:02.433
22	23.907	1:02.617
78	24.141	1:01.406
142	27.429	1:02.830
20	27.975	1:02.992
501	28.457	1:02.628
73	31.325	1:02.879
45	33.691	1:03.742
168	36.866	1:04.028
144	38.333	1:04.490
8	50.948	1:05.273
686	51.353	1:06.133
23	52.214	1:04.750

LAP 8 @ 15:49:34.707		
NO	BEHIND	LAP TIME

82		58.909
15	4.245	1:05.976
661	5.824	1:00.079
30	5.932	59.812
511	7.402	1:00.603
961	8.905	1:00.169
321	10.322	1:00.604
13	14.009	1:00.919
5	15.422	1:01.511
169	21.564	1:02.641
151	24.594	1:02.632
78	24.667	1:02.257
33	24.850	1:02.764
22	24.934	1:02.758
142	28.409	1:02.711
20	29.130	1:02.886
501	29.239	1:02.513
73	32.969	1:03.375
45	35.763	1:03.803
168	40.005	1:04.870
144	40.681	1:04.079
8	54.682	1:05.465
23	55.597	1:05.114
686	55.869	1:06.247

BMCRC - MRO Championships 2022 - Rnd 2 @ Silverstone National

DART Motorsport MRO 600/GP2 inc Clubman 600

RACE 19 - SECTOR ANALYSIS



SECTOR 1 = FL to I1, SECTOR 2 = I1 to FL, DIFF = Difference To Personal Best Lap, P = Crossed Finish Line in Pit Lane, D = Time Disallowed

P1 82 James BULL		MV Agusta F3 - dad / team bull racing				
IDEAL LAP TIME : 58.872		BEST LAP TIME : 58.909				
		DIFFERENCE : 0.037				
LAP	SECTOR 1	SECTOR 2	LAP TIME	MPH	DIFF	TIME OF DAY
1 -		25.664	1:03.787	92.58	4.878	15:42:38.917
2 -	34.844	25.193	1:00.037	98.36	1.128	15:43:38.954
3 -	34.571	24.981	59.552	99.16	0.643	15:44:38.506
4 -	34.243	24.783	59.026 (2)	100.05	0.117	15:45:37.532
5 -	34.339	24.875	59.214 (3)	99.73	0.305	15:46:36.746
6 -	34.501	25.108	59.609	99.07	0.700	15:47:36.355
7 -	34.560	24.883	59.443	99.35	0.534	15:48:35.798
8 -	34.280	24.629	58.909 (1)	100.25		15:49:34.707

P2 15 Harrison CROSBY		Yamaha YZF - Mum & Dad				
IDEAL LAP TIME : 58.913		BEST LAP TIME : 58.983				
		DIFFERENCE : 0.070				
LAP	SECTOR 1	SECTOR 2	LAP TIME	MPH	DIFF	TIME OF DAY
1 -		25.110	1:02.227	94.90	3.244	15:42:37.357
2 -	34.929	24.756	59.685	98.94	0.702	15:43:37.042
3 -	34.838	24.536	59.374	99.46	0.391	15:44:36.416
4 -	34.429	24.554	58.983 (1)	100.12		15:45:35.399
5 -	34.440	24.966	59.406	99.41	0.423	15:46:34.805
6 -	34.377	24.670	59.047 (2)	100.01	0.064	15:47:33.852
7 -	34.413	24.711	59.124 (3)	99.88	0.141	15:48:32.976
8 -	38.273	27.703	1:05.976	89.51	6.993	15:49:38.952

P3 661 GP2 Cameron HARRIS		Triumph 675R - HARRIS PERFORMANCE				
IDEAL LAP TIME : 59.427		BEST LAP TIME : 59.427				
		DIFFERENCE : 0.000				
LAP	SECTOR 1	SECTOR 2	LAP TIME	MPH	DIFF	TIME OF DAY
1 -		26.062	1:04.952	90.92	5.525	15:42:40.082
2 -	35.108	25.244	1:00.352	97.85	0.925	15:43:40.434
3 -	35.328	25.368	1:00.696	97.29	1.269	15:44:41.130
4 -	34.807	25.000	59.807 (2)	98.74	0.380	15:45:40.937
5 -	34.613	24.814	59.427 (1)	99.37		15:46:40.364
6 -	35.033	25.007	1:00.040 (3)	98.36	0.613	15:47:40.404
7 -	35.189	24.859	1:00.048	98.34	0.621	15:48:40.452
8 -	35.168	24.911	1:00.079	98.29	0.652	15:49:40.531

P4 30 C Owen MELLOR		Kawasaki ZX-6 - BDS Motorcycles				
IDEAL LAP TIME : 59.724		BEST LAP TIME : 59.780				
		DIFFERENCE : 0.056				
LAP	SECTOR 1	SECTOR 2	LAP TIME	MPH	DIFF	TIME OF DAY
1 -		25.821	1:04.179	92.01	4.399	15:42:39.309
2 -	35.133	25.270	1:00.403	97.77	0.623	15:43:39.712
3 -	35.049	25.168	1:00.217	98.07	0.437	15:44:39.929
4 -	34.767	25.013	59.780 (1)	98.79		15:45:39.709
5 -	35.132	25.461	1:00.593	97.46	0.813	15:46:40.302
6 -	35.232	25.317	1:00.549	97.53	0.769	15:47:40.851
7 -	35.002	24.974	59.976 (3)	98.46	0.196	15:48:40.827
8 -	34.855	24.957	59.812 (2)	98.73	0.032	15:49:40.639

P5 511 C Ross CLARKE		Kawasaki ZX600RR - Ross clarke Farriery				
IDEAL LAP TIME : 59.581		BEST LAP TIME : 59.851				
		DIFFERENCE : 0.270				
LAP	SECTOR 1	SECTOR 2	LAP TIME	MPH	DIFF	TIME OF DAY
1 -		25.854	1:03.696	92.71	3.845	15:42:38.826
2 -	35.493	25.250	1:00.743	97.22	0.892	15:43:39.569
3 -	35.215	24.806	1:00.021 (2)	98.39	0.170	15:44:39.590
4 -	34.775	25.076	59.851 (1)	98.67		15:45:39.441
5 -	35.353	25.083	1:00.436 (3)	97.71	0.585	15:46:39.877
6 -	35.341	25.241	1:00.582	97.48	0.731	15:47:40.459
7 -	35.871	25.176	1:01.047	96.73	1.196	15:48:41.506
8 -	35.018	25.585	1:00.603	97.44	0.752	15:49:42.109

BMCRC - MRO Championships 2022 - Rnd 2 @ Silverstone National

DART Motorsport MRO 600/GP2 inc Clubman 600

RACE 19 - SECTOR ANALYSIS



SECTOR 1 = FL to I1, SECTOR 2 = I1 to FL, DIFF = Difference To Personal Best Lap, P = Crossed Finish Line in Pit Lane, D = Time Disallowed

P6 961		Jack SIM		Kawasaki ZX6 R - Vanguard Motorsport, Platform Lift Engineers			
IDEAL LAP TIME : 59.534		BEST LAP TIME : 59.865		DIFFERENCE : 0.331			
LAP	SECTOR 1	SECTOR 2	LAP TIME	MPH	DIFF	TIME OF DAY	
1 -		26.333	1:06.136	89.29	6.271	15:42:41.266	
2 -	35.704	25.138	1:00.842	97.06	0.977	15:43:42.108	
3 -	35.386	25.462	1:00.848	97.05	0.983	15:44:42.956	
4 -	35.197	25.385	1:00.582	97.48	0.717	15:45:43.538	
5 -	34.892	25.263	1:00.155 (3)	98.17	0.290	15:46:43.693	
6 -	34.487	25.378	59.865 (1)	98.64		15:47:43.558	
7 -	34.838	25.047	59.885 (2)	98.61	0.020	15:48:43.443	
8 -	35.020	25.149	1:00.169	98.15	0.304	15:49:43.612	

P7 321		Martin MORRIS		Kawasaki ZX6R - Morris Racing, Obsession Engineering			
IDEAL LAP TIME : 1:00.397		BEST LAP TIME : 1:00.397		DIFFERENCE : 0.000			
LAP	SECTOR 1	SECTOR 2	LAP TIME	MPH	DIFF	TIME OF DAY	
1 -		26.247	1:04.717	91.25	4.320	15:42:39.847	
2 -	34.981	25.416	1:00.397 (1)	97.78		15:43:40.244	
3 -	35.163	25.629	1:00.792	97.14	0.395	15:44:41.036	
4 -	35.271	25.589	1:00.860	97.03	0.463	15:45:41.896	
5 -	35.093	25.687	1:00.780 (3)	97.16	0.383	15:46:42.676	
6 -	35.268	25.547	1:00.815	97.10	0.418	15:47:43.491	
7 -	35.210	25.724	1:00.934	96.91	0.537	15:48:44.425	
8 -	35.169	25.435	1:00.604 (2)	97.44	0.207	15:49:45.029	

P8 13		Doug EDMONDSON		Triumph DAYTONA - Stan Stephens Tuning			
IDEAL LAP TIME : 1:00.695		BEST LAP TIME : 1:00.812		DIFFERENCE : 0.117			
LAP	SECTOR 1	SECTOR 2	LAP TIME	MPH	DIFF	TIME OF DAY	
1 -		26.592	1:05.432	90.25	4.620	15:42:40.562	
2 -	35.428	25.910	1:01.338	96.28	0.526	15:43:41.900	
3 -	36.291	25.753	1:02.044	95.18	1.232	15:44:43.944	
4 -	35.231	25.725	1:00.956 (3)	96.88	0.144	15:45:44.900	
5 -	35.369	25.595	1:00.964	96.87	0.152	15:46:45.864	
6 -	35.348	25.464	1:00.812 (1)	97.11		15:47:46.676	
7 -	35.421	25.700	1:01.121	96.62	0.309	15:48:47.797	
8 -	35.258	25.661	1:00.919 (2)	96.94	0.107	15:49:48.716	

P9 5		John REYNOLDS		Yamaha R6 - Fins Motorcycles			
IDEAL LAP TIME : 1:00.929		BEST LAP TIME : 1:01.038		DIFFERENCE : 0.109			
LAP	SECTOR 1	SECTOR 2	LAP TIME	MPH	DIFF	TIME OF DAY	
1 -		26.522	1:04.825	91.10	3.787	15:42:39.955	
2 -	35.847	26.097	1:01.944	95.33	0.906	15:43:41.899	
3 -	35.532	25.618	1:01.150 (2)	96.57	0.112	15:44:43.049	
4 -	36.435	25.695	1:02.130	95.05	1.092	15:45:45.179	
5 -	35.442	25.762	1:01.204	96.49	0.166	15:46:46.383	
6 -	35.311	25.727	1:01.038 (1)	96.75		15:47:47.421	
7 -	35.394	25.803	1:01.197 (3)	96.50	0.159	15:48:48.618	
8 -	35.606	25.905	1:01.511	96.00	0.473	15:49:50.129	

P10 169		Gareth CUNNINGHAM		Yamaha R6 - Burnham cars ltd			
IDEAL LAP TIME : 1:01.503		BEST LAP TIME : 1:01.513		DIFFERENCE : 0.010			
LAP	SECTOR 1	SECTOR 2	LAP TIME	MPH	DIFF	TIME OF DAY	
1 -		26.650	1:05.885	89.63	4.372	15:42:41.015	
2 -	35.913	26.132	1:02.045 (3)	95.18	0.532	15:43:43.060	
3 -	35.548	25.965	1:01.513 (1)	96.00		15:44:44.573	
4 -	35.538	26.308	1:01.846 (2)	95.48	0.333	15:45:46.419	
5 -	35.871	26.337	1:02.208	94.93	0.695	15:46:48.627	
6 -	36.077	26.361	1:02.438	94.58	0.925	15:47:51.065	
7 -	36.288	26.277	1:02.565	94.39	1.052	15:48:53.630	
8 -	36.270	26.371	1:02.641	94.27	1.128	15:49:56.271	

BMCRC - MRO Championships 2022 - Rnd 2 @ Silverstone National

DART Motorsport MRO 600/GP2 inc Clubman 600

RACE 19 - SECTOR ANALYSIS



SECTOR 1 = FL to I1, SECTOR 2 = I1 to FL, DIFF = Difference To Personal Best Lap, P = Crossed Finish Line in Pit Lane, D = Time Disallowed

P11 151		Chloe JONES		Yamaha R6 - RICH ENERGY OMG RACING			
IDEAL LAP TIME : 1:01.689		BEST LAP TIME : 1:01.727		DIFFERENCE : 0.038			
LAP	SECTOR 1	SECTOR 2	LAP TIME	MPH	DIFF	TIME OF DAY	
1 -		27.168	1:07.998	86.85	6.271	15:42:43.128	
2 -	36.255	26.236	1:02.491	94.50	0.764	15:43:45.619	
3 -	36.239	26.285	1:02.524	94.45	0.797	15:44:48.143	
4 -	35.798	26.159	1:01.957 (2)	95.31	0.230	15:45:50.100	
5 -	35.836	25.891	1:01.727 (1)	95.67		15:46:51.827	
6 -	36.197	26.569	1:02.766	94.09	1.039	15:47:54.593	
7 -	36.150	25.926	1:02.076 (3)	95.13	0.349	15:48:56.669	
8 -	36.272	26.360	1:02.632	94.29	0.905	15:49:59.301	

P12 78 GP2		Mark EVANS		Harris MOTO 2 - PHG contracting			
IDEAL LAP TIME : 1:01.406		BEST LAP TIME : 1:01.406		DIFFERENCE : 0.000			
LAP	SECTOR 1	SECTOR 2	LAP TIME	MPH	DIFF	TIME OF DAY	
1 -		27.386	1:08.530	86.17	7.124	15:42:43.660	
2 -	37.122	25.933	1:03.055	93.65	1.649	15:43:46.715	
3 -	36.127	25.743	1:01.870 (3)	95.45	0.464	15:44:48.585	
4 -	36.498	26.168	1:02.666	94.24	1.260	15:45:51.251	
5 -	36.654	26.050	1:02.704	94.18	1.298	15:46:53.955	
6 -	36.062	25.694	1:01.756 (2)	95.62	0.350	15:47:55.711	
7 -	35.764	25.642	1:01.406 (1)	96.17		15:48:57.117	
8 -	36.269	25.988	1:02.257	94.85	0.851	15:49:59.374	

P13 33 C		Aaren CARPENTER		Kawasaki ZX6R - Slugcrow Racing			
IDEAL LAP TIME : 1:02.071		BEST LAP TIME : 1:02.071		DIFFERENCE : 0.000			
LAP	SECTOR 1	SECTOR 2	LAP TIME	MPH	DIFF	TIME OF DAY	
1 -		26.639	1:05.864	89.66	3.793	15:42:40.994	
2 -	36.608	26.103	1:02.711	94.17	0.640	15:43:43.705	
3 -	36.151	25.920	1:02.071 (1)	95.14		15:44:45.776	
4 -	36.205	26.391	1:02.596 (3)	94.34	0.525	15:45:48.372	
5 -	36.848	26.035	1:02.883	93.91	0.812	15:46:51.255	
6 -	36.806	26.299	1:03.105	93.58	1.034	15:47:54.360	
7 -	36.452	25.981	1:02.433 (2)	94.59	0.362	15:48:56.793	
8 -	36.827	25.937	1:02.764	94.09	0.693	15:49:59.557	

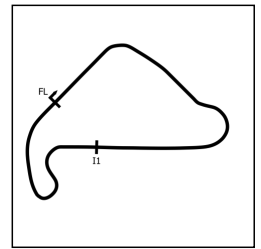
P14 22 C		Toby TRUNDLE		Yamaha YZF-R6 - Harris Motorcycles - Harlow			
IDEAL LAP TIME : 1:02.006		BEST LAP TIME : 1:02.106		DIFFERENCE : 0.100			
LAP	SECTOR 1	SECTOR 2	LAP TIME	MPH	DIFF	TIME OF DAY	
1 -		26.708	1:06.098	89.34	3.992	15:42:41.228	
2 -	36.577	26.043	1:02.620	94.30	0.514	15:43:43.848	
3 -	36.225	25.881	1:02.106 (1)	95.09		15:44:45.954	
4 -	36.314	26.180	1:02.494 (2)	94.49	0.388	15:45:48.448	
5 -	36.368	26.180	1:02.548 (3)	94.41	0.442	15:46:50.996	
6 -	36.864	26.406	1:03.270	93.34	1.164	15:47:54.266	
7 -	36.737	25.880	1:02.617	94.31	0.511	15:48:56.883	
8 -	36.977	25.781	1:02.758	94.10	0.652	15:49:59.641	

P15 142		Christopher JOHNSON		Kawasaki ZX636 -			
IDEAL LAP TIME : 1:02.440		BEST LAP TIME : 1:02.654		DIFFERENCE : 0.214			
LAP	SECTOR 1	SECTOR 2	LAP TIME	MPH	DIFF	TIME OF DAY	
1 -		27.014	1:06.708	88.53	4.054	15:42:41.838	
2 -	37.071	26.622	1:03.693	92.72	1.039	15:43:45.531	
3 -	36.725	26.293	1:03.018	93.71	0.364	15:44:48.549	
4 -	36.315	26.339	1:02.654 (1)	94.25		15:45:51.203	
5 -	36.581	26.808	1:03.389	93.16	0.735	15:46:54.592	
6 -	36.452	26.531	1:02.983	93.76	0.329	15:47:57.575	
7 -	36.664	26.166	1:02.830 (3)	93.99	0.176	15:49:00.405	
8 -	36.586	26.125	1:02.711 (2)	94.17	0.057	15:50:03.116	

BMCRC - MRO Championships 2022 - Rnd 2 @ Silverstone National

DART Motorsport MRO 600/GP2 inc Clubman 600

RACE 19 - SECTOR ANALYSIS



SECTOR 1 = FL to I1, SECTOR 2 = I1 to FL, DIFF = Difference To Personal Best Lap, P = Crossed Finish Line in Pit Lane, D = Time Disallowed

P16 20		Kai DICKINSON		Kawasaki ZX636 - team JPR			
IDEAL LAP TIME : 1:02.077		BEST LAP TIME : 1:02.276		DIFFERENCE : 0.199			
LAP	SECTOR 1	SECTOR 2	LAP TIME	MPH	DIFF	TIME OF DAY	
1 -		27.409	1:07.856	87.03	5.580	15:42:42.986	
2 -	36.722	26.831	1:03.553	92.92	1.277	15:43:46.539	
3 -	36.738	26.736	1:03.474	93.04	1.198	15:44:50.013	
4 -	35.859	26.417	1:02.276 (1)	94.83		15:45:52.289	
5 -	36.296	26.261	1:02.557 (2)	94.40	0.281	15:46:54.846	
6 -	36.537	26.576	1:03.113	93.57	0.837	15:47:57.959	
7 -	36.774	26.218	1:02.992	93.75	0.716	15:49:00.951	
8 -	36.487	26.399	1:02.886 (3)	93.91	0.610	15:50:03.837	

P17 501 C		Barry MANTELL		Yamaha R6 - Swedish car connection			
IDEAL LAP TIME : 1:02.506		BEST LAP TIME : 1:02.513		DIFFERENCE : 0.007			
LAP	SECTOR 1	SECTOR 2	LAP TIME	MPH	DIFF	TIME OF DAY	
1 -		26.904	1:07.673	87.26	5.160	15:42:42.803	
2 -	36.675	27.344	1:04.019	92.24	1.506	15:43:46.822	
3 -	37.026	26.419	1:03.445	93.08	0.932	15:44:50.267	
4 -	36.312	26.464	1:02.776 (3)	94.07	0.263	15:45:53.043	
5 -	36.241	26.587	1:02.828	93.99	0.315	15:46:55.871	
6 -	36.606	26.328	1:02.934	93.83	0.421	15:47:58.805	
7 -	36.338	26.290	1:02.628 (2)	94.29	0.115	15:49:01.433	
8 -	36.248	26.265	1:02.513 (1)	94.47		15:50:03.946	

P18 73 C		Jamie THOMAS		Yamaha R6 - Team RubyRacing			
IDEAL LAP TIME : 1:02.819		BEST LAP TIME : 1:02.879		DIFFERENCE : 0.060			
LAP	SECTOR 1	SECTOR 2	LAP TIME	MPH	DIFF	TIME OF DAY	
1 -		27.142	1:08.852	85.77	5.973	15:42:43.982	
2 -	37.479	26.797	1:04.276	91.87	1.397	15:43:48.258	
3 -	37.383	26.222	1:03.605	92.84	0.726	15:44:51.863	
4 -	36.796	26.235	1:03.031 (2)	93.69	0.152	15:45:54.894	
5 -	37.015	26.075	1:03.090 (3)	93.60	0.211	15:46:57.984	
6 -	37.079	26.359	1:03.438	93.09	0.559	15:48:01.422	
7 -	36.856	26.023	1:02.879 (1)	93.92		15:49:04.301	
8 -	37.076	26.299	1:03.375	93.18	0.496	15:50:07.676	

P19 45 C		Jake MARSH		Kawasaki ZX6R - Zipped Up Racing			
IDEAL LAP TIME : 1:02.322		BEST LAP TIME : 1:02.322		DIFFERENCE : 0.000			
LAP	SECTOR 1	SECTOR 2	LAP TIME	MPH	DIFF	TIME OF DAY	
1 -		27.608	1:11.110	83.04	8.788	15:42:46.240	
2 -	38.019	26.503	1:04.522	91.52	2.200	15:43:50.762	
3 -	37.451	26.063	1:03.514	92.98	1.192	15:44:54.276	
4 -	36.496	25.826	1:02.322 (1)	94.76		15:45:56.598	
5 -	37.285	26.017	1:03.302 (3)	93.29	0.980	15:46:59.900	
6 -	36.745	26.280	1:03.025 (2)	93.70	0.703	15:48:02.925	
7 -	37.316	26.426	1:03.742	92.64	1.420	15:49:06.667	
8 -	37.475	26.328	1:03.803	92.56	1.481	15:50:10.470	

P20 168 C		Aaron DALRYMPLE		Yamaha R6 -			
IDEAL LAP TIME : 1:03.801		BEST LAP TIME : 1:03.832		DIFFERENCE : 0.031			
LAP	SECTOR 1	SECTOR 2	LAP TIME	MPH	DIFF	TIME OF DAY	
1 -		27.700	1:08.886	85.73	5.054	15:42:44.016	
2 -	37.961	26.980	1:04.941	90.93	1.109	15:43:48.957	
3 -	37.658	26.911	1:04.569	91.46	0.737	15:44:53.526	
4 -	37.205	27.215	1:04.420	91.67	0.588	15:45:57.946	
5 -	37.148	26.888	1:04.036 (3)	92.22	0.204	15:47:01.982	
6 -	36.913	26.919	1:03.832 (1)	92.51		15:48:05.814	
7 -	37.001	27.027	1:04.028 (2)	92.23	0.196	15:49:09.842	
8 -	37.431	27.439	1:04.870	91.03	1.038	15:50:14.712	

BMCRC - MRO Championships 2022 - Rnd 2 @ Silverstone National

DART Motorsport MRO 600/GP2 inc Clubman 600

RACE 19 - SECTOR ANALYSIS



SECTOR 1 = FL to I1, SECTOR 2 = I1 to FL, DIFF = Difference To Personal Best Lap, P = Crossed Finish Line in Pit Lane, D = Time Disallowed

P21 144		Nick CRONIN		Yamaha R6 -		
IDEAL LAP TIME : 1:03.802		BEST LAP TIME : 1:04.079		DIFFERENCE : 0.277		
LAP	SECTOR 1	SECTOR 2	LAP TIME	MPH	DIFF	TIME OF DAY
1 -		27.551	1:08.478	86.24	4.399	15:42:43.608
2 -	37.490	27.093	1:04.583	91.44	0.504	15:43:48.191
3 -	37.413	27.691	1:05.104	90.71	1.025	15:44:53.295
4 -	36.851	27.596	1:04.447 (2)	91.63	0.368	15:45:57.742
5 -	37.091	27.450	1:04.541	91.50	0.462	15:47:02.283
6 -	37.216	27.320	1:04.536	91.50	0.457	15:48:06.819
7 -	37.262	27.228	1:04.490 (3)	91.57	0.411	15:49:11.309
8 -	37.128	26.951	1:04.079 (1)	92.16		15:50:15.388

P22 8 C		Dave SAUNDERS		Honda CBR600 - Mum/Dad/JW MOT/Parks Utility		
IDEAL LAP TIME : 1:04.986		BEST LAP TIME : 1:05.094		DIFFERENCE : 0.108		
LAP	SECTOR 1	SECTOR 2	LAP TIME	MPH	DIFF	TIME OF DAY
1 -		28.245	1:12.478	81.48	7.384	15:42:47.608
2 -	39.970	27.753	1:07.723	87.20	2.629	15:43:55.331
3 -	39.075	27.762	1:06.837	88.35	1.743	15:45:02.168
4 -	38.664	27.350	1:06.014	89.46	0.920	15:46:08.182
5 -	38.177	27.198	1:05.375 (3)	90.33	0.281	15:47:13.557
6 -	38.262	26.832	1:05.094 (1)	90.72		15:48:18.651
7 -	38.154	27.119	1:05.273 (2)	90.47	0.179	15:49:23.924
8 -	38.562	26.903	1:05.465	90.21	0.371	15:50:29.389

P23 23		Joe ELLIS		Kawasaki ZX636 - Jpr		
IDEAL LAP TIME : 1:04.718		BEST LAP TIME : 1:04.750		DIFFERENCE : 0.032		
LAP	SECTOR 1	SECTOR 2	LAP TIME	MPH	DIFF	TIME OF DAY
1 -		29.554	1:12.164	81.83	7.414	15:42:47.294
2 -	38.397	28.838	1:07.235	87.83	2.485	15:43:54.529
3 -	38.743	28.906	1:07.649	87.29	2.899	15:45:02.178
4 -	38.742	28.782	1:07.524	87.46	2.774	15:46:09.702
5 -	38.117	27.627	1:05.744	89.82	0.994	15:47:15.446
6 -	37.397	27.597	1:04.994 (2)	90.86	0.244	15:48:20.440
7 -	37.121	27.629	1:04.750 (1)	91.20		15:49:25.190
8 -	37.358	27.756	1:05.114 (3)	90.69	0.364	15:50:30.304

P24 686 C		Liam SPILLER		Yamaha R6 - LD Renovate Ltd		
IDEAL LAP TIME : 1:05.426		BEST LAP TIME : 1:05.628		DIFFERENCE : 0.202		
LAP	SECTOR 1	SECTOR 2	LAP TIME	MPH	DIFF	TIME OF DAY
1 -		29.141	1:12.280	81.70	6.652	15:42:47.410
2 -	38.992	28.286	1:07.278	87.78	1.650	15:43:54.688
3 -	37.806	27.822	1:05.628 (1)	89.98		15:45:00.316
4 -	38.455	27.745	1:06.200	89.20	0.572	15:46:06.516
5 -	37.956	27.915	1:05.871 (3)	89.65	0.243	15:47:12.387
6 -	38.189	27.620	1:05.809 (2)	89.73	0.181	15:48:18.196
7 -	37.921	28.212	1:06.133	89.29	0.505	15:49:24.329
8 -	38.214	28.033	1:06.247	89.14	0.619	15:50:30.576

P25 122		Frankie STENNETT		Kawasaki ZX6R - Thepeoplesbike.com		
IDEAL LAP TIME : 1:02.266		BEST LAP TIME : 1:02.266		DIFFERENCE : 0.000		
LAP	SECTOR 1	SECTOR 2	LAP TIME	MPH	DIFF	TIME OF DAY
1 -		26.546	1:05.549	90.09	3.283	15:42:40.679
2 -	36.058	26.208	1:02.266 (1)	94.84		15:43:42.945
3 -	36.241	26.353	1:02.594 (2)	94.34	0.328	15:44:45.539
4 -	37.596	27.119	1:04.715	91.25	2.449	15:45:50.254
5 -	37.052	26.567	1:03.619 (3)	92.82	1.353	15:46:53.873
6 -	42.600	IN PIT	1:26.932 P	67.93	24.666	15:48:20.805

BMCRC - MRO Championships 2022 - Rnd 2 @ Silverstone National

DART Motorsport MRO 600/GP2 inc Clubman 600

RACE 19 - BEST SECTORS

SECTOR 1			SECTOR 2			IDEAL / BEST COMPARISON						
POS	NO	NAME	TIME	NO	NAME	TIME	POS	NO	NAME	IDEAL	BEST	DIFF
									PERFECT LAP	58.779		
1	82	BULL	34.243	15	CROSBY	24.536	1	82	BULL	58.872	58.909	0.037
2	15	CROSBY	34.377	82	BULL	24.629	2	15	CROSBY	58.913	58.983	0.070
3	961	SIM	34.487	511	CLARKE	24.806	3	661	HARRIS	59.427	59.427	0.000
4	661	HARRIS	34.613	661	HARRIS	24.814	4	961	SIM	59.534	59.865	0.331
5	30	MELLOR	34.767	30	MELLOR	24.957	5	511	CLARKE	59.581	59.851	0.270
6	511	CLARKE	34.775	961	SIM	25.047	6	30	MELLOR	59.724	59.780	0.056
7	321	MORRIS	34.981	321	MORRIS	25.416	7	321	MORRIS	1:00.397	1:00.397	0.000
8	13	EDMONDSON	35.231	13	EDMONDSON	25.464	8	13	EDMONDSON	1:00.695	1:00.812	0.117
9	5	REYNOLDS	35.311	5	REYNOLDS	25.618	9	5	REYNOLDS	1:00.929	1:01.038	0.109
10	169	CUNNINGHAM	35.538	78	EVANS	25.642	10	78	EVANS	1:01.406	1:01.406	0.000
11	78	EVANS	35.764	22	TRUNDLE	25.781	11	169	CUNNINGHAM	1:01.503	1:01.513	0.010
12	151	JONES	35.798	45	MARSH	25.826	12	151	JONES	1:01.689	1:01.727	0.038
13	20	DICKINSON	35.859	151	JONES	25.891	13	22	TRUNDLE	1:02.006	1:02.106	0.100
14	122	STENNETT	36.058	33	CARPENTER	25.920	14	33	CARPENTER	1:02.071	1:02.071	0.000
15	33	CARPENTER	36.151	169	CUNNINGHAM	25.965	15	20	DICKINSON	1:02.077	1:02.276	0.199
16	22	TRUNDLE	36.225	73	THOMAS	26.023	16	122	STENNETT	1:02.266	1:02.266	0.000
17	501	MANTELL	36.241	142	JOHNSON	26.125	17	45	MARSH	1:02.322	1:02.322	0.000
18	142	JOHNSON	36.315	122	STENNETT	26.208	18	142	JOHNSON	1:02.440	1:02.654	0.214
19	45	MARSH	36.496	20	DICKINSON	26.218	19	501	MANTELL	1:02.506	1:02.513	0.007
20	73	THOMAS	36.796	501	MANTELL	26.265	20	73	THOMAS	1:02.819	1:02.879	0.060
21	144	CRONIN	36.851	8	SAUNDERS	26.832	21	168	DALRYMPLE	1:03.801	1:03.832	0.031
22	168	DALRYMPLE	36.913	168	DALRYMPLE	26.888	22	144	CRONIN	1:03.802	1:04.079	0.277
23	23	ELLIS	37.121	144	CRONIN	26.951	23	23	ELLIS	1:04.718	1:04.750	0.032
24	686	SPILLER	37.806	23	ELLIS	27.597	24	8	SAUNDERS	1:04.986	1:05.094	0.108
25	8	SAUNDERS	38.154	686	SPILLER	27.620	25	686	SPILLER	1:05.426	1:05.628	0.202
26												

BMCRC - MRO Championships 2022 - Rnd 2 @ Silverstone National

DART Motorsport MRO 600/GP2 inc Clubman 600

RACE 19 - STATISTICS

Competitors Started 25
Planned Start 2022-04-03 @ 16:20:00.000
Actual Start 2022-04-03 @ 15:41:35.130
Finish Time 2022-04-03 @ 15:49:34.706
Track Length 1.6404mi.
Total Laps 198
Total Distance Covered 324.8117mi.

Session Fastest Lap History

NO	CL	NAME	LAP TIME	TIME OF DAY	LAP	VEHICLE
15		Harrison CROSBY	59.685	15:43:37.046	2	Yamaha YZF
15		Harrison CROSBY	59.374	15:44:36.420	3	Yamaha YZF
15		Harrison CROSBY	58.983	15:45:35.404	4	Yamaha YZF
82		James BULL	58.909	15:49:34.713	8	MV Agusta F3

Session Leader History

NO	CL	NAME	FROM LAP	LAPS LED	DISTANCE	VEHICLE
15		Harrison CROSBY	1	7	11.48 miles	Yamaha YZF
82		James BULL	8	1	1.64 miles	MV Agusta F3

Flag History

TYPE	TIME OF DAY
GREEN	15:41:35.130
FINISH	15:49:34.706

Flag Statistics

TYPE	COUNT	TOTAL LAPS	TOTAL TIME
Green	1	8	9:01.091
Red	0	0	0.000
Safety Car	0	0	0.000
FCY	0	0	0.000

BMCRC - MRO Championships 2022 - Rnd 2 @ Silverstone National

DART Motorsport MRO 600/GP2 inc Clubman 600

RACE 19 - STATISTICS

CLASS :

13 Starters

Fastest Lap History

NO	NAME	LAP TIME	TIME OF DAY	LAP	VEHICLE
15	Harrison CROSBY	59.685	15:43:37.046	2	Yamaha YZF
15	Harrison CROSBY	59.374	15:44:36.420	3	Yamaha YZF
15	Harrison CROSBY	58.983	15:45:35.404	4	Yamaha YZF
82	James BULL	58.909	15:49:34.713	8	MV Agusta F3

Leader History

NO	NAME	FROM LAP	LAPS LED	DISTANCE	VEHICLE
15	Harrison CROSBY	1	7	11.48 miles	Yamaha YZF
82	James BULL	8	1	1.64 miles	MV Agusta F3

BMCRC - MRO Championships 2022 - Rnd 2 @ Silverstone National

DART Motorsport MRO 600/GP2 inc Clubman 600

RACE 19 - STATISTICS

CLASS : C

10 Starters

Fastest Lap History

NO	NAME	LAP TIME	TIME OF DAY	LAP	VEHICLE
511	Ross CLARKE	1:00.743	15:43:39.573	2	Kawasaki ZX600RR
30	Owen MELLOR	1:00.403	15:43:39.724	2	Kawaski ZX-6
511	Ross CLARKE	1:00.021	15:44:39.594	3	Kawasaki ZX600RR
511	Ross CLARKE	59.851	15:45:39.446	4	Kawasaki ZX600RR
30	Owen MELLOR	59.780	15:45:39.720	4	Kawaski ZX-6

Leader History

NO	NAME	FROM LAP	LAPS LED	DISTANCE	VEHICLE
511	Ross CLARKE	1	6	9.84 miles	Kawasaki ZX600RR
30	Owen MELLOR	7	2	3.28 miles	Kawaski ZX-6

BMCRC - MRO Championships 2022 - Rnd 2 @ Silverstone National

DART Motorsport MRO 600/GP2 inc Clubman 600

RACE 19 - STATISTICS

CLASS : GP2

2 Starters

Fastest Lap History

NO	NAME	LAP TIME	TIME OF DAY	LAP	VEHICLE
661	Cameron HARRIS	1:00.352	15:43:40.423	2	Triumph 675R
661	Cameron HARRIS	59.807	15:45:40.926	4	Triumph 675R
661	Cameron HARRIS	59.427	15:46:40.353	5	Triumph 675R

Leader History

NO	NAME	FROM LAP	LAPS LED	DISTANCE	VEHICLE
661	Cameron HARRIS	1	8	13.12 miles	Triumph 675R

Kawasaki

*Team
Green*
JUNIOR CUP

ACU TEAM GREEN JUNIOR CUP & SENIOR 300



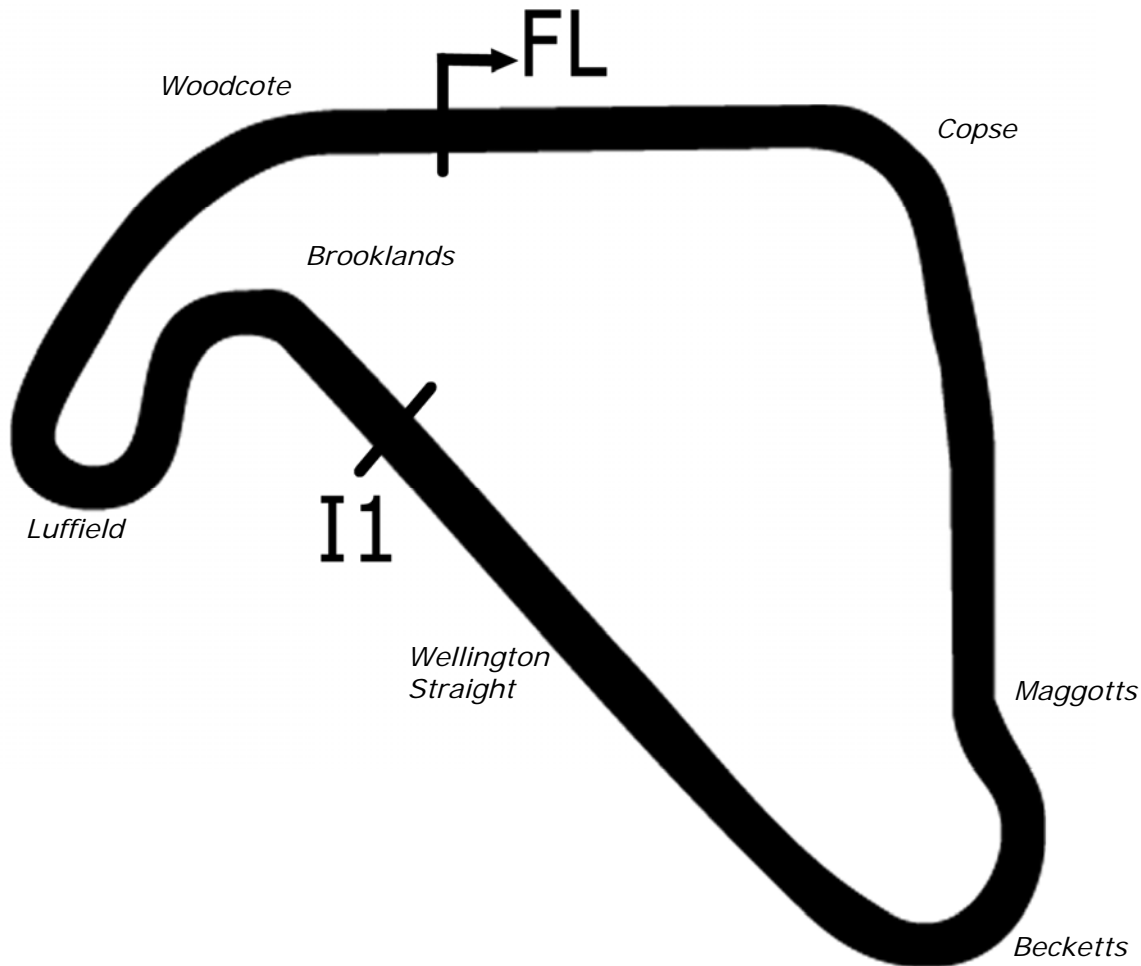
BMCRC-MRO Championships - Round 2
Silverstone National
2nd / 3rd April 2022



Timing & Results Provided by Timing Solutions Ltd

www.tsl-timing.com

Silverstone National



Length	1.6404 miles	2640.07 m	
FL		52.07872 N	1.01711 W
I1	1669m	52.07603 N	1.01669 W
Pit Entry	2610m	52.07859 N	1.01758 W
Pit Exit	308m after FL	52.07880 N	1.01268 W
Pit Entry-Pit Exit 336m, 24.2s @50kph, 20.1s @60kph			

All results available at www.tsl-timing.com

BMCRC - MRO Championships 2022 - Rnd 2 @ Silverstone National



ACU Team Green Junior Cup & Senior 300

QUALIFYING - CLASSIFICATION

Kawasaki

POS	NO	CL	PIC NAME	ENTRY	TIME	ON	LAPS	GAP	DIFF	MPH
1	60	J	1 Lennon DOCHERTY	Kawasaki NINJA 400 - Doc Fit Training	1:09.517	10	10			84.95
2	97	J	2 Ben PLATT	Kawasaki NINJA 400 - adss ltd	1:09.759	8	10	0.242	0.242	84.65
3	8	S	1 Phil ATKINSON	Kawasaki NINJA 400 - ROSE MOT	1:09.951	3	9	0.434	0.192	84.42
4	311	J	3 Nathan-Ellis WARD	Kawasaki NINJA 300 - Zipped up racing	1:10.004	3	10	0.487	0.053	84.36
5	118	J	4 Max HALL	Kawasaki NINJA 300 - Racecraft rider development	1:10.045	7	10	0.528	0.041	84.31
6	777	J	5 Maximus HARDY	Kawasaki NINJA 400 - DAD	1:10.064	3	3	0.547	0.019	84.28
7	19	J	6 James O'MARA	Kawasaki NINJA 400 - BRP Machining Ltd	1:10.234	9	10	0.717	0.170	84.08
8	125	J	7 Ben JOLLIFFE	Kawasaki NINJA 300 -	1:10.552	8	10	1.035	0.318	83.70
9	131	J	8 Dylan MELLOR	Kawasaki NINJA 300 - BDS Motorcycles	1:10.585	4	10	1.068	0.033	83.66
10	77	J	9 Joe WHITE	Kawasaki NINJA 400 - Just In Graphics /MZ CONTRAC	1:10.712	4	10	1.195	0.127	83.51
11	20	J	10 Jack MUIR	Kawasaki NINJA 400 -	1:11.685	10	10	2.168	0.973	82.38
12	31	J	11 Robbie PARK	Kawasaki NINJA - Chel & Wa Gillot	1:11.750	3	10	2.233	0.065	82.30
13	27	J	12 Felix DORLING	Kawasaki NINJA 400 - Kernow Controls	1:12.344	10	10	2.827	0.594	81.63
14	95	J	13 Greg MARSHALL	Kawasaki NINJA 300 - Mum & Dad; HEL Performance	1:12.371	5	10	2.854	0.027	81.60
15	91	J	14 Sam HIRST	Kawasaki NINJA - Valley Racing	1:12.451	6	10	2.934	0.080	81.51
16	34	J	15 Oliver ARBON	Kawasaki NINJA 400 - tt plumbing and heating	1:12.627	10	10	3.110	0.176	81.31
17	67	J	16 Iwan JONES	Kawasaki NINJA 300 - Danosh Services Ltd	1:12.909	4	10	3.392	0.282	81.00
18	0	S	2 Konrad BREESE	Kawasaki NINJA 400 - STIHL Racing	1:12.912	9	10	3.395	0.003	80.99
19	58	J	17 Matthew WOOD	Kawasaki NINJA 300 -	1:13.198	5	10	3.681	0.286	80.68
20	66	S	3 Mark SMITH	Kawasaki NINJA 300 - MHP EXHAUST'S	1:13.199	10	10	3.682	0.001	80.67
21	50	J	18 Jay YELDHAM	Kawasaki NINJA 400 - WKD Installations	1:13.638	9	10	4.121	0.439	80.19
22	10	S	4 Mike BRUNSDON	Kawasaki NINJA 400 - CF Fairford	1:13.664	3	10	4.147	0.026	80.17
23	48	S	5 Kevin SABBARTON	Kawasaki NINJA 300 -	1:13.823	4	10	4.306	0.159	79.99
24	18	J	19 George HIGGINS	Kawasaki NINJA 400 - Aztec Racing	1:14.656	10	10	5.139	0.833	79.10
25	32	S	6 Conor MURRAY	Kawasaki NINJA 300 -	1:14.688	9	10	5.171	0.032	79.07
26	70	S	7 Justin WHITE	Kawasaki NINJA 400 - Just In Graphics	1:14.774	9	9	5.257	0.086	78.98
27	62	S	8 Nicholas BETTRIDGE	Kawasaki NINJA - Weald builders	1:15.757	10	10	6.240	0.983	77.95
28	155	J	20 Brandon BAKER	Kawasaki NINJA 300 - K-66, ION.	1:15.841	6	9	6.324	0.084	77.86
29	400	S	9 Stuart THURTL	Kawasaki NINJA 400 - TeamTortoise Racing	1:16.207	3	9	6.690	0.366	77.49
30	173	S	10 Jason HEANAN	Kawasaki NINJA 300 -	1:16.599	9	9	7.082	0.392	77.09
31	73	S	11 Jemma HANNAFORD	Kawasaki NINJA 300 -	1:17.098	7	9	7.581	0.499	76.59
32	56	S	12 Jack HAYES-WOLFF	Kawasaki NINJA 300 -	1:17.811	9	9	8.294	0.713	75.89
33	4	S	13 Nigel FRANKLIN	Kawasaki NINJA 300 - Jane Franklin	1:17.931	9	9	8.414	0.120	75.78
34	14	J	21 Maryann McCARTNEY	Kawasaki NINJA 300 -	1:18.637	9	9	9.120	0.706	75.10
35	54	S	14 Ben SCOTT	Kawasaki NINJA 300 - GI Landscapes VampTech	1:18.791	9	9	9.274	0.154	74.95

Weather / Track : Cloudy / Dry

These results are provisional until the conclusion of any judicial and technical matters.

Silverstone National: 1.6404 miles
Date: 02/04/2022 Start: 10:29 Finish: 10:41

Clerk Of Course :	Stewards :	Timekeeper : Craig Smith
-------------------	------------	--------------------------

Results can be found at www.tsl-timing.com

Printed - 10:43 Saturday, 02 April 2022



BMCRC - MRO Championships 2022 - Rnd 2 @ Silverstone National

ACU Team Green Junior Cup & Senior 300

QUALIFYING - SECTOR ANALYSIS



SECTOR 1 = FL to I1, SECTOR 2 = I1 to FL, DIFF = Difference To Personal Best Lap, P = Crossed Finish Line in Pit Lane, D = Time Disallowed

P1 60 J		Lennon DOCHERTY		Kawasaki NINJA 400 - Doc Fit Training			
IDEAL LAP TIME : 1:09.222		BEST LAP TIME : 1:09.517		DIFFERENCE : 0.295			
LAP	SECTOR 1	SECTOR 2	LAP TIME	MPH	DIFF	TIME OF DAY	
1 -	51.820	30.447	1:22.267	71.78	12.750	10:31:40.834	
2 -	42.376	29.832	1:12.208	81.78	2.691	10:32:53.042	
3 -	41.826	29.094	1:10.920	83.27	1.403	10:34:03.962	
4 -	41.801	28.205	1:10.006	84.35	0.489	10:35:13.968	
5 -	41.688	28.770	1:10.458	83.81	0.941	10:36:24.426	
6 -	41.773	28.269	1:10.042	84.31	0.525	10:37:34.468	
7 -	41.510	28.575	1:10.085	84.26	0.568	10:38:44.553	
8 -	41.417	28.309	1:09.726 (3)	84.69	0.209	10:39:54.279	
9 -	41.120	28.401	1:09.521 (2)	84.94	0.004	10:41:03.800	
10 -	41.415	28.102	1:09.517 (1)	84.95		10:42:13.317	

P2 97 J		Ben PLATT		Kawasaki NINJA 400 - adss ltd			
IDEAL LAP TIME : 1:09.584		BEST LAP TIME : 1:09.759		DIFFERENCE : 0.175			
LAP	SECTOR 1	SECTOR 2	LAP TIME	MPH	DIFF	TIME OF DAY	
1 -	49.457	31.025	1:20.482	73.37	10.723	10:31:34.454	
2 -	43.004	29.662	1:12.666	81.27	2.907	10:32:47.120	
3 -	42.463	29.801	1:12.264	81.72	2.505	10:33:59.384	
4 -	42.357	29.957	1:12.314	81.66	2.555	10:35:11.698	
5 -	43.004	29.667	1:12.671	81.26	2.912	10:36:24.369	
6 -	41.809	28.657	1:10.466	83.80	0.707	10:37:34.835	
7 -	41.506	28.826	1:10.332 (3)	83.96	0.573	10:38:45.167	
8 -	41.496	28.263	1:09.759 (1)	84.65		10:39:54.926	
9 -	41.321	29.192	1:10.513	83.75	0.754	10:41:05.439	
10 -	41.791	28.457	1:10.248 (2)	84.06	0.489	10:42:15.687	

P3 8 S		Phil ATKINSON		Kawasaki NINJA 400 - ROSE MOT			
IDEAL LAP TIME : 1:09.951		BEST LAP TIME : 1:09.951		DIFFERENCE : 0.000			
LAP	SECTOR 1	SECTOR 2	LAP TIME	MPH	DIFF	TIME OF DAY	
1 -	47.886	28.952	1:16.838	76.85	6.887	10:31:20.865	
2 -	42.600	28.269	1:10.869	83.33	0.918	10:32:31.734	
3 -	42.055	27.896	1:09.951 (1)	84.42		10:33:41.685	
4 -	42.087	27.995	1:10.082 (2)	84.26	0.131	10:34:51.767	
5 -	42.460	IN PIT	1:17.145 P	76.55	7.194	10:36:08.912	
6 -	OUTLAP	41.793	2:09.475	45.61	59.524	10:38:18.387	
7 -	43.260	27.953	1:11.213	82.92	1.262	10:39:29.600	
8 -	42.462	27.962	1:10.424	83.85	0.473	10:40:40.024	
9 -	42.293	28.115	1:10.408 (3)	83.87	0.457	10:41:50.432	

P4 311 J		Nathan-Ellis WARD		Kawasaki NINJA 300 - Zipped up racing			
IDEAL LAP TIME : 1:10.004		BEST LAP TIME : 1:10.004		DIFFERENCE : 0.000			
LAP	SECTOR 1	SECTOR 2	LAP TIME	MPH	DIFF	TIME OF DAY	
1 -	48.313	29.610	1:17.923	75.78	7.919	10:31:22.718	
2 -	42.073	28.659	1:10.732 (2)	83.49	0.728	10:32:33.450	
3 -	41.772	28.232	1:10.004 (1)	84.36		10:33:43.454	
4 -	41.962	29.643	1:11.605	82.47	1.601	10:34:55.059	
5 -	42.757	28.563	1:11.320	82.80	1.316	10:36:06.379	
6 -	42.699	28.819	1:11.518	82.57	1.514	10:37:17.897	
7 -	42.555	28.859	1:11.414	82.69	1.410	10:38:29.311	
8 -	42.328	28.721	1:11.049 (3)	83.12	1.045	10:39:40.360	
9 -	42.588	28.464	1:11.052	83.11	1.048	10:40:51.412	
10 -	42.540	28.619	1:11.159	82.99	1.155	10:42:02.571	

BMCRC - MRO Championships 2022 - Rnd 2 @ Silverstone National

ACU Team Green Junior Cup & Senior 300

QUALIFYING - SECTOR ANALYSIS



SECTOR 1 = FL to I1, SECTOR 2 = I1 to FL, DIFF = Difference To Personal Best Lap, P = Crossed Finish Line in Pit Lane, D = Time Disallowed

P5		118 J		Max HALL		Kawasaki NINJA 300 - Racecraft rider development	
IDEAL LAP TIME : 1:09.947		BEST LAP TIME : 1:10.045		DIFFERENCE : 0.098			
LAP	SECTOR 1	SECTOR 2	LAP TIME	MPH	DIFF	TIME OF DAY	
1 -	48.522	31.041	1:19.563	74.22	9.518	10:31:29.094	
2 -	42.947	29.045	1:11.992	82.03	1.947	10:32:41.086	
3 -	42.382	28.728	1:11.110	83.04	1.065	10:33:52.196	
4 -	41.999	28.362	1:10.361 (3)	83.93	0.316	10:35:02.557	
5 -	43.247	28.891	1:12.138	81.86	2.093	10:36:14.695	
6 -	42.266	28.594	1:10.860	83.34	0.815	10:37:25.555	
7 -	41.817	28.228	1:10.045 (1)	84.31		10:38:35.600	
8 -	41.877	29.037	1:10.914	83.27	0.869	10:39:46.514	
9 -	42.121	28.203	1:10.324 (2)	83.97	0.279	10:40:56.838	
10 -	41.744	29.005	1:10.749	83.47	0.704	10:42:07.587	

P6		777 J		Maximus HARDY		Kawasaki NINJA 400 - DAD	
IDEAL LAP TIME : 1:09.855		BEST LAP TIME : 1:10.064		DIFFERENCE : 0.209			
LAP	SECTOR 1	SECTOR 2	LAP TIME	MPH	DIFF	TIME OF DAY	
1 -	47.951	29.307	1:17.258 (3)	76.44	7.194	10:31:22.881	
2 -	41.792	28.475	1:10.267 (2)	84.04	0.203	10:32:33.148	
3 -	41.695	28.369	1:10.064 (1)	84.28		10:33:43.212	

P7		19 J		James O'MARA		Kawasaki NINJA 400 - BRP Machining Ltd	
IDEAL LAP TIME : 1:10.149		BEST LAP TIME : 1:10.234		DIFFERENCE : 0.085			
LAP	SECTOR 1	SECTOR 2	LAP TIME	MPH	DIFF	TIME OF DAY	
1 -	48.700	30.992	1:19.692	74.10	9.458	10:31:27.304	
2 -	42.676	29.477	1:12.153	81.84	1.919	10:32:39.457	
3 -	41.857	28.752	1:10.609 (2)	83.63	0.375	10:33:50.066	
4 -	42.964	28.693	1:11.657	82.41	1.423	10:35:01.723	
5 -	41.715	29.005	1:10.720 (3)	83.50	0.486	10:36:12.443	
6 -	43.402	29.546	1:12.948	80.95	2.714	10:37:25.391	
7 -	42.031	30.651	1:12.682	81.25	2.448	10:38:38.073	
8 -	44.241	28.961	1:13.202	80.67	2.968	10:39:51.275	
9 -	41.800	28.434	1:10.234 (1)	84.08		10:41:01.509	
10 -	41.943	29.282	1:11.225	82.91	0.991	10:42:12.734	

P8		125 J		Ben JOLLIFFE		Kawasaki NINJA 300 -	
IDEAL LAP TIME : 1:10.521		BEST LAP TIME : 1:10.552		DIFFERENCE : 0.031			
LAP	SECTOR 1	SECTOR 2	LAP TIME	MPH	DIFF	TIME OF DAY	
1 -	50.885	31.290	1:22.175	71.86	11.623	10:31:29.366	
2 -	43.307	29.115	1:12.422	81.54	1.870	10:32:41.788	
3 -	42.307	29.008	1:11.315	82.81	0.763	10:33:53.103	
4 -	41.809	28.830	1:10.639 (2)	83.60	0.087	10:35:03.742	
5 -	42.205	29.072	1:11.277	82.85	0.725	10:36:15.019	
6 -	42.322	29.435	1:11.757	82.30	1.205	10:37:26.776	
7 -	41.899	28.979	1:10.878 (3)	83.32	0.326	10:38:37.654	
8 -	41.840	28.712	1:10.552 (1)	83.70		10:39:48.206	
9 -	43.909	29.271	1:13.180	80.70	2.628	10:41:01.386	
10 -	42.279	29.172	1:11.451	82.65	0.899	10:42:12.837	

BMCRC - MRO Championships 2022 - Rnd 2 @ Silverstone National

ACU Team Green Junior Cup & Senior 300

QUALIFYING - SECTOR ANALYSIS



SECTOR 1 = FL to I1, SECTOR 2 = I1 to FL, DIFF = Difference To Personal Best Lap, P = Crossed Finish Line in Pit Lane, D = Time Disallowed

P9 131 J		Dylan MELLOR		Kawasaki NINJA 300 - BDS Motorcycles			
IDEAL LAP TIME : 1:10.092		BEST LAP TIME : 1:10.585		DIFFERENCE : 0.493			
LAP	SECTOR 1	SECTOR 2	LAP TIME	MPH	DIFF	TIME OF DAY	
1 -	47.794	29.934	1:17.728	75.97	7.143	10:31:27.673	
2 -	42.406	29.780	1:12.186	81.81	1.601	10:32:39.859	
3 -	41.644	28.977	1:10.621 (2)	83.62	0.036	10:33:50.480	
4 -	41.772	28.813	1:10.585 (1)	83.66		10:35:01.065	
5 -	42.461	28.749	1:11.210	82.93	0.625	10:36:12.275	
6 -	42.758	28.888	1:11.646	82.42	1.061	10:37:23.921	
7 -	42.348	28.492	1:10.840	83.36	0.255	10:38:34.761	
8 -	42.063	28.920	1:10.983	83.19	0.398	10:39:45.744	
9 -	42.225	28.448	1:10.673 (3)	83.56	0.088	10:40:56.417	
10 -	42.263	29.290	1:11.553	82.53	0.968	10:42:07.970	

P10 77 J		Joe WHITE		Kawasaki NINJA 400 - Just In Graphics /MZ CONTRACTS/ Silve			
IDEAL LAP TIME : 1:10.712		BEST LAP TIME : 1:10.712		DIFFERENCE : 0.000			
LAP	SECTOR 1	SECTOR 2	LAP TIME	MPH	DIFF	TIME OF DAY	
1 -	50.774	31.266	1:22.040	71.98	11.328	10:31:28.758	
2 -	43.887	29.614	1:13.501	80.34	2.789	10:32:42.259	
3 -	42.197	29.413	1:11.610	82.46	0.898	10:33:53.869	
4 -	41.877	28.835	1:10.712 (1)	83.51		10:35:04.581	
5 -	42.367	30.123	1:12.490	81.46	1.778	10:36:17.071	
6 -	42.425	29.244	1:11.669	82.40	0.957	10:37:28.740	
7 -	42.720	29.176	1:11.896	82.14	1.184	10:38:40.636	
8 -	42.855	29.114	1:11.969	82.05	1.257	10:39:52.605	
9 -	42.303	29.241	1:11.544 (3)	82.54	0.832	10:41:04.149	
10 -	42.386	29.073	1:11.459 (2)	82.64	0.747	10:42:15.608	

P11 20 J		Jack MUIR		Kawasaki NINJA 400 -			
IDEAL LAP TIME : 1:11.445		BEST LAP TIME : 1:11.685		DIFFERENCE : 0.240			
LAP	SECTOR 1	SECTOR 2	LAP TIME	MPH	DIFF	TIME OF DAY	
1 -	49.449	31.497	1:20.946	72.95	9.261	10:31:43.910	
2 -	44.404	29.698	1:14.102	79.69	2.417	10:32:58.012	
3 -	42.414	29.868	1:12.282	81.70	0.597	10:34:10.294	
4 -	42.810	29.573	1:12.383	81.58	0.698	10:35:22.677	
5 -	43.318	29.846	1:13.164	80.71	1.479	10:36:35.841	
6 -	42.552	29.432	1:11.984 (3)	82.04	0.299	10:37:47.825	
7 -	42.398	29.338	1:11.736 (2)	82.32	0.051	10:38:59.561	
8 -	42.261	29.863	1:12.124	81.88	0.439	10:40:11.685	
9 -	43.548	29.184	1:12.732	81.19	1.047	10:41:24.417	
10 -	42.310	29.375	1:11.685 (1)	82.38		10:42:36.102	

P12 31 J		Robbie PARK		Kawasaki NINJA - Chel & Wa Gillot			
IDEAL LAP TIME : 1:11.702		BEST LAP TIME : 1:11.750		DIFFERENCE : 0.048			
LAP	SECTOR 1	SECTOR 2	LAP TIME	MPH	DIFF	TIME OF DAY	
1 -	50.416	31.287	1:21.703	72.28	9.953	10:31:29.167	
2 -	44.005	29.356	1:13.361	80.50	1.611	10:32:42.528	
3 -	42.462	29.288	1:11.750 (1)	82.30		10:33:54.278	
4 -	42.414	29.382	1:11.796 (2)	82.25	0.046	10:35:06.074	
5 -	43.104	30.288	1:13.392	80.46	1.642	10:36:19.466	
6 -	43.187	29.575	1:12.762	81.16	1.012	10:37:32.228	
7 -	43.056	29.520	1:12.576	81.37	0.826	10:38:44.804	
8 -	42.943	29.382	1:12.325 (3)	81.65	0.575	10:39:57.129	
9 -	43.156	29.496	1:12.652	81.28	0.902	10:41:09.781	
10 -	43.240	29.547	1:12.787	81.13	1.037	10:42:22.568	

BMCRC - MRO Championships 2022 - Rnd 2 @ Silverstone National

ACU Team Green Junior Cup & Senior 300

QUALIFYING - SECTOR ANALYSIS



SECTOR 1 = FL to I1, SECTOR 2 = I1 to FL, DIFF = Difference To Personal Best Lap, P = Crossed Finish Line in Pit Lane, D = Time Disallowed

P13 27 J		Felix DORLING		Kawasaki NINJA 400 - Kernow Controls			
IDEAL LAP TIME : 1:12.331		BEST LAP TIME : 1:12.344		DIFFERENCE : 0.013			
LAP	SECTOR 1	SECTOR 2	LAP TIME	MPH	DIFF	TIME OF DAY	
1 -	50.904	31.648	1:22.552	71.53	10.208	10:31:35.623	
2 -	43.865	30.744	1:14.609	79.15	2.265	10:32:50.232	
3 -	44.017	29.588	1:13.605	80.23	1.261	10:34:03.837	
4 -	43.288	30.495	1:13.783	80.04	1.439	10:35:17.620	
5 -	43.048	30.498	1:13.546	80.29	1.202	10:36:31.166	
6 -	43.239	29.596	1:12.835 (3)	81.08	0.491	10:37:44.001	
7 -	42.752	30.227	1:12.979	80.92	0.635	10:38:56.980	
8 -	43.200	30.285	1:13.485	80.36	1.141	10:40:10.465	
9 -	43.138	29.579	1:12.717 (2)	81.21	0.373	10:41:23.182	
10 -	42.764	29.580	1:12.344 (1)	81.63		10:42:35.526	

P14 95 J		Greg MARSHALL		Kawasaki NINJA 300 - Mum & Dad; HEL Performance			
IDEAL LAP TIME : 1:11.922		BEST LAP TIME : 1:12.371		DIFFERENCE : 0.449			
LAP	SECTOR 1	SECTOR 2	LAP TIME	MPH	DIFF	TIME OF DAY	
1 -	51.796	32.736	1:24.532	69.86	12.161	10:31:35.356	
2 -	43.952	31.087	1:15.039	78.70	2.668	10:32:50.395	
3 -	44.400	31.083	1:15.483	78.23	3.112	10:34:05.878	
4 -	43.152	29.615	1:12.767 (3)	81.15	0.396	10:35:18.645	
5 -	42.427	29.944	1:12.371 (1)	81.60		10:36:31.016	
6 -	43.331	29.706	1:13.037	80.85	0.666	10:37:44.053	
7 -	42.785	30.434	1:13.219	80.65	0.848	10:38:57.272	
8 -	43.673	29.768	1:13.441	80.41	1.070	10:40:10.713	
9 -	43.179	29.495	1:12.674 (2)	81.26	0.303	10:41:23.387	
10 -	43.049	29.965	1:13.014	80.88	0.643	10:42:36.401	

P15 91 J		Sam HIRST		Kawasaki NINJA - Valley Racing			
IDEAL LAP TIME : 1:12.282		BEST LAP TIME : 1:12.451		DIFFERENCE : 0.169			
LAP	SECTOR 1	SECTOR 2	LAP TIME	MPH	DIFF	TIME OF DAY	
1 -	51.267	32.123	1:23.390	70.81	10.939	10:31:44.815	
2 -	46.394	31.741	1:18.135	75.58	5.684	10:33:02.950	
3 -	44.618	30.584	1:15.202	78.53	2.751	10:34:18.152	
4 -	43.350	30.024	1:13.374	80.48	0.923	10:35:31.526	
5 -	43.403	29.444	1:12.847 (2)	81.06	0.396	10:36:44.373	
6 -	43.095	29.356	1:12.451 (1)	81.51		10:37:56.824	
7 -	42.926	30.980	1:13.906	79.90	1.455	10:39:10.730	
8 -	43.596	29.590	1:13.186 (3)	80.69	0.735	10:40:23.916	
9 -	43.697	30.185	1:13.882	79.93	1.431	10:41:37.798	
10 -	44.528	IN PIT	1:24.781 P	69.65	12.330	10:43:02.579	

P16 34 J		Oliver ARBON		Kawasaki NINJA 400 - ft plumbing and heating			
IDEAL LAP TIME : 1:12.535		BEST LAP TIME : 1:12.627		DIFFERENCE : 0.092			
LAP	SECTOR 1	SECTOR 2	LAP TIME	MPH	DIFF	TIME OF DAY	
1 -	49.176	31.900	1:21.076	72.84	8.449	10:31:34.597	
2 -	44.232	30.819	1:15.051	78.68	2.424	10:32:49.648	
3 -	43.591	30.065	1:13.656	80.17	1.029	10:34:03.304	
4 -	43.903	29.774	1:13.677	80.15	1.050	10:35:16.981	
5 -	43.253	30.304	1:13.557	80.28	0.930	10:36:30.538	
6 -	43.156	29.819	1:12.975 (3)	80.92	0.348	10:37:43.513	
7 -	42.993	30.052	1:13.045	80.84	0.418	10:38:56.558	
8 -	43.058	30.014	1:13.072	80.81	0.445	10:40:09.630	
9 -	43.309	29.547	1:12.856 (2)	81.05	0.229	10:41:22.486	
10 -	42.988	29.639	1:12.627 (1)	81.31		10:42:35.113	

BMCRC - MRO Championships 2022 - Rnd 2 @ Silverstone National

ACU Team Green Junior Cup & Senior 300

QUALIFYING - SECTOR ANALYSIS



SECTOR 1 = FL to I1, SECTOR 2 = I1 to FL, DIFF = Difference To Personal Best Lap, P = Crossed Finish Line in Pit Lane, D = Time Disallowed

P17 67 J Iwan JONES		Kawasaki NINJA 300 - Danosh Services Ltd				
IDEAL LAP TIME : 1:12.909		BEST LAP TIME : 1:12.909		DIFFERENCE : 0.000		
LAP	SECTOR 1	SECTOR 2	LAP TIME	MPH	DIFF	TIME OF DAY
1 -	52.243	32.742	1:24.985	69.49	12.076	10:31:43.934
2 -	44.401	30.505	1:14.906	78.84	1.997	10:32:58.840
3 -	43.837	30.083	1:13.920	79.89	1.011	10:34:12.760
4 -	43.133	29.776	1:12.909 (1)	81.00		10:35:25.669
5 -	43.456	33.937	1:17.393	76.30	4.484	10:36:43.062
6 -	44.379	30.237	1:14.616	79.14	1.707	10:37:57.678
7 -	44.714	30.409	1:15.123	78.61	2.214	10:39:12.801
8 -	43.185	30.662	1:13.847 (3)	79.97	0.938	10:40:26.648
9 -	46.838	30.039	1:16.877	76.81	3.968	10:41:43.525
10 -	43.184	29.920	1:13.104 (2)	80.78	0.195	10:42:56.629

P18 0 S Konrad BREESE		Kawasaki NINJA 400 - STIHL Racing				
IDEAL LAP TIME : 1:12.515		BEST LAP TIME : 1:12.912		DIFFERENCE : 0.397		
LAP	SECTOR 1	SECTOR 2	LAP TIME	MPH	DIFF	TIME OF DAY
1 -	50.999	31.840	1:22.839	71.29	9.927	10:31:34.371
2 -	44.262	30.719	1:14.981	78.76	2.069	10:32:49.352
3 -	43.561	30.176	1:13.737	80.09	0.825	10:34:03.089
4 -	43.627	29.833	1:13.460	80.39	0.548	10:35:16.549
5 -	43.239	29.808	1:13.047	80.84	0.135	10:36:29.596
6 -	43.332	29.682	1:13.014 (3)	80.88	0.102	10:37:42.610
7 -	42.981	29.960	1:12.941 (2)	80.96	0.029	10:38:55.551
8 -	43.929	30.522	1:14.451	79.32	1.539	10:40:10.002
9 -	43.146	29.766	1:12.912 (1)	80.99		10:41:22.914
10 -	42.833	30.469	1:13.302	80.56	0.390	10:42:36.216

P19 58 J Matthew WOOD		Kawasaki NINJA 300 -				
IDEAL LAP TIME : 1:12.915		BEST LAP TIME : 1:13.198		DIFFERENCE : 0.283		
LAP	SECTOR 1	SECTOR 2	LAP TIME	MPH	DIFF	TIME OF DAY
1 -	50.201	32.187	1:22.388	71.68	9.190	10:31:30.806
2 -	43.892	30.570	1:14.462	79.31	1.264	10:32:45.268
3 -	43.723	30.676	1:14.399	79.37	1.201	10:33:59.667
4 -	42.974	30.700	1:13.674 (3)	80.15	0.476	10:35:13.341
5 -	43.014	30.184	1:13.198 (1)	80.68		10:36:26.539
6 -	43.219	32.246	1:15.465	78.25	2.267	10:37:42.004
7 -	43.713	30.658	1:14.371	79.40	1.173	10:38:56.375
8 -	43.639	30.912	1:14.551	79.21	1.353	10:40:10.926
9 -	48.242	29.941	1:18.183	75.53	4.985	10:41:29.109
10 -	43.129	30.120	1:13.249 (2)	80.62	0.051	10:42:42.358

P20 66 S Mark SMITH		Kawasaki NINJA 300 - MHP EXHAUST'S				
IDEAL LAP TIME : 1:13.199		BEST LAP TIME : 1:13.199		DIFFERENCE : 0.000		
LAP	SECTOR 1	SECTOR 2	LAP TIME	MPH	DIFF	TIME OF DAY
1 -	50.138	32.878	1:23.016	71.13	9.817	10:31:29.443
2 -	44.117	30.635	1:14.752	79.00	1.553	10:32:44.195
3 -	43.694	30.404	1:14.098	79.70	0.899	10:33:58.293
4 -	43.661	30.430	1:14.091	79.70	0.892	10:35:12.384
5 -	43.440	30.418	1:13.858 (2)	79.95	0.659	10:36:26.242
6 -	43.356	31.979	1:15.335	78.39	2.136	10:37:41.577
7 -	43.885	30.518	1:14.403	79.37	1.204	10:38:55.980
8 -	43.549	30.780	1:14.329	79.45	1.130	10:40:10.309
9 -	43.318	30.583	1:13.901 (3)	79.91	0.702	10:41:24.210
10 -	43.172	30.027	1:13.199 (1)	80.67		10:42:37.409

BMCRC - MRO Championships 2022 - Rnd 2 @ Silverstone National

ACU Team Green Junior Cup & Senior 300

QUALIFYING - SECTOR ANALYSIS



SECTOR 1 = FL to I1, SECTOR 2 = I1 to FL, DIFF = Difference To Personal Best Lap, P = Crossed Finish Line in Pit Lane, D = Time Disallowed

P21 50 J Jay YELDHAM		Kawasaki NINJA 400 - WKD Installations				
IDEAL LAP TIME : 1:13.476		BEST LAP TIME : 1:13.638		DIFFERENCE : 0.162		
LAP	SECTOR 1	SECTOR 2	LAP TIME	MPH	DIFF	TIME OF DAY
1 -	55.163	33.367	1:28.530	66.70	14.892	10:31:45.178
2 -	45.653	32.465	1:18.118	75.59	4.480	10:33:03.296
3 -	46.171	30.709	1:16.880	76.81	3.242	10:34:20.176
4 -	44.573	31.182	1:15.755	77.95	2.117	10:35:35.931
5 -	45.329	30.132	1:15.461	78.26	1.823	10:36:51.392
6 -	43.710	30.356	1:14.066 (3)	79.73	0.428	10:38:05.458
7 -	43.768	30.326	1:14.094	79.70	0.456	10:39:19.552
8 -	43.670	30.212	1:13.882 (2)	79.93	0.244	10:40:33.434
9 -	43.367	30.271	1:13.638 (1)	80.19		10:41:47.072
10 -	43.344	30.821	1:14.165	79.62	0.527	10:43:01.237

P22 10 S Mike BRUNSDON		Kawasaki NINJA 400 - CF Fairford				
IDEAL LAP TIME : 1:13.664		BEST LAP TIME : 1:13.664		DIFFERENCE : 0.000		
LAP	SECTOR 1	SECTOR 2	LAP TIME	MPH	DIFF	TIME OF DAY
1 -	51.663	32.114	1:23.777	70.49	10.113	10:31:37.157
2 -	45.420	30.336	1:15.756	77.95	2.092	10:32:52.913
3 -	43.469	30.195	1:13.664 (1)	80.17		10:34:06.577
4 -	43.790	30.552	1:14.342	79.43	0.678	10:35:20.919
5 -	44.379	30.450	1:14.829	78.92	1.165	10:36:35.748
6 -	43.547	30.712	1:14.259 (2)	79.52	0.595	10:37:50.007
7 -	43.729	30.583	1:14.312	79.47	0.648	10:39:04.319
8 -	44.290	30.959	1:15.249	78.48	1.585	10:40:19.568
9 -	44.056	30.513	1:14.569	79.19	0.905	10:41:34.137
10 -	44.054	30.257	1:14.311 (3)	79.47	0.647	10:42:48.448

P23 48 S Kevin SABBARTON		Kawasaki NINJA 300 -				
IDEAL LAP TIME : 1:13.823		BEST LAP TIME : 1:13.823		DIFFERENCE : 0.000		
LAP	SECTOR 1	SECTOR 2	LAP TIME	MPH	DIFF	TIME OF DAY
1 -	51.228	32.579	1:23.807	70.46	9.984	10:31:41.012
2 -	44.701	31.036	1:15.737	77.97	1.914	10:32:56.749
3 -	44.536	30.482	1:15.018	78.72	1.195	10:34:11.767
4 -	43.528	30.295	1:13.823 (1)	79.99		10:35:25.590
5 -	43.815	31.737	1:15.552	78.16	1.729	10:36:41.142
6 -	44.522	31.070	1:15.592	78.12	1.769	10:37:56.734
7 -	44.324	30.348	1:14.672	79.08	0.849	10:39:11.406
8 -	43.696	30.428	1:14.124 (3)	79.67	0.301	10:40:25.530
9 -	44.574	30.681	1:15.255	78.47	1.432	10:41:40.785
10 -	43.586	30.530	1:14.116 (2)	79.68	0.293	10:42:54.901

P24 18 J George HIGGINS		Kawasaki NINJA 400 - Aztec Racing				
IDEAL LAP TIME : 1:14.433		BEST LAP TIME : 1:14.656		DIFFERENCE : 0.223		
LAP	SECTOR 1	SECTOR 2	LAP TIME	MPH	DIFF	TIME OF DAY
1 -	51.841	32.663	1:24.504	69.88	9.848	10:31:36.418
2 -	46.217	31.078	1:17.295	76.40	2.639	10:32:53.713
3 -	45.678	30.814	1:16.492	77.20	1.836	10:34:10.205
4 -	44.438	30.800	1:15.238 (3)	78.49	0.582	10:35:25.443
5 -	44.662	30.967	1:15.629	78.08	0.973	10:36:41.072
6 -	44.793	30.995	1:15.788	77.92	1.132	10:37:56.860
7 -	44.647	30.608	1:15.255	78.47	0.599	10:39:12.115
8 -	44.665	30.206	1:14.871 (2)	78.87	0.215	10:40:26.986
9 -	45.349	31.159	1:16.508	77.19	1.852	10:41:43.494
10 -	44.227	30.429	1:14.656 (1)	79.10		10:42:58.150

BMCRC - MRO Championships 2022 - Rnd 2 @ Silverstone National

ACU Team Green Junior Cup & Senior 300

QUALIFYING - SECTOR ANALYSIS



SECTOR 1 = FL to I1, SECTOR 2 = I1 to FL, DIFF = Difference To Personal Best Lap, P = Crossed Finish Line in Pit Lane, D = Time Disallowed

P25 32 S		Conor MURRAY		Kawasaki NINJA 300 -			
IDEAL LAP TIME : 1:14.534		BEST LAP TIME : 1:14.688		DIFFERENCE : 0.154			
LAP	SECTOR 1	SECTOR 2	LAP TIME	MPH	DIFF	TIME OF DAY	
1 -	52.168	32.101	1:24.269	70.08	9.581	10:31:36.626	
2 -	44.746	31.260	1:16.006	77.70	1.318	10:32:52.632	
3 -	44.653	30.387	1:15.040	78.70	0.352	10:34:07.672	
4 -	44.186	30.588	1:14.774 (3)	78.98	0.086	10:35:22.446	
5 -	44.428	31.235	1:15.663	78.05	0.975	10:36:38.109	
6 -	44.269	30.626	1:14.895	78.85	0.207	10:37:53.004	
7 -	44.533	30.714	1:15.247	78.48	0.559	10:39:08.251	
8 -	44.262	30.507	1:14.769 (2)	78.98	0.081	10:40:23.020	
9 -	44.340	30.348	1:14.688 (1)	79.07		10:41:37.708	
10 -	44.345	30.703	1:15.048	78.69	0.360	10:42:52.756	

P26 70 S		Justin WHITE		Kawasaki NINJA 400 - Just In Graphics			
IDEAL LAP TIME : 1:14.570		BEST LAP TIME : 1:14.774		DIFFERENCE : 0.204			
LAP	SECTOR 1	SECTOR 2	LAP TIME	MPH	DIFF	TIME OF DAY	
1 -	54.509	32.075	1:26.584	68.20	11.810	10:31:45.777	
2 -	45.694	32.096	1:17.790	75.91	3.016	10:33:03.567	
3 -	45.657	30.115	1:15.772	77.93	0.998	10:34:19.339	
4 -	45.705	30.786	1:16.491	77.20	1.717	10:35:35.830	
5 -	45.064	30.458	1:15.522 (3)	78.19	0.748	10:36:51.352	
6 -	44.732	31.039	1:15.771	77.94	0.997	10:38:07.123	
7 -	44.952	30.783	1:15.735	77.97	0.961	10:39:22.858	
8 -	44.617	30.668	1:15.285 (2)	78.44	0.511	10:40:38.143	
9 -	44.821	29.953	1:14.774 (1)	78.98		10:41:52.917	

P27 62 S		Nicholas BETTRIDGE		Kawasaki NINJA - Weald builders			
IDEAL LAP TIME : 1:15.478		BEST LAP TIME : 1:15.757		DIFFERENCE : 0.279			
LAP	SECTOR 1	SECTOR 2	LAP TIME	MPH	DIFF	TIME OF DAY	
1 -	51.543	32.790	1:24.333	70.02	8.576	10:31:32.831	
2 -	44.634	32.095	1:16.729	76.96	0.972	10:32:49.560	
3 -	44.729	31.744	1:16.473	77.22	0.716	10:34:06.033	
4 -	44.266	31.819	1:16.085 (3)	77.61	0.328	10:35:22.118	
5 -	44.651	31.496	1:16.147	77.55	0.390	10:36:38.265	
6 -	44.645	31.286	1:15.931 (2)	77.77	0.174	10:37:54.196	
7 -	44.666	31.600	1:16.266	77.43	0.509	10:39:10.462	
8 -	44.438	31.709	1:16.147	77.55	0.390	10:40:26.609	
9 -	45.145	31.306	1:16.451	77.24	0.694	10:41:43.060	
10 -	44.545	31.212	1:15.757 (1)	77.95		10:42:58.817	

P28 155 J		Brandon BAKER		Kawasaki NINJA 300 - K-66, ION.			
IDEAL LAP TIME : 1:15.455		BEST LAP TIME : 1:15.841		DIFFERENCE : 0.386			
LAP	SECTOR 1	SECTOR 2	LAP TIME	MPH	DIFF	TIME OF DAY	
1 -	53.160	33.580	1:26.740	68.08	10.899	10:31:44.316	
2 -	46.397	32.497	1:18.894	74.85	3.053	10:33:03.210	
3 -	46.458	31.020	1:17.478	76.22	1.637	10:34:20.688	
4 -	44.923	31.922	1:16.845 (3)	76.85	1.004	10:35:37.533	
5 -	45.578	32.159	1:17.737	75.96	1.896	10:36:55.270	
6 -	44.435	31.406	1:15.841 (1)	77.86		10:38:11.111	
7 -	46.057	32.223	1:18.280	75.44	2.439	10:39:29.391	
8 -	44.540	31.429	1:15.969 (2)	77.73	0.128	10:40:45.360	
9 -	44.912	34.607	1:19.519	74.26	3.678	10:42:04.879	

BMCRC - MRO Championships 2022 - Rnd 2 @ Silverstone National

ACU Team Green Junior Cup & Senior 300

QUALIFYING - SECTOR ANALYSIS



SECTOR 1 = FL to I1, SECTOR 2 = I1 to FL, DIFF = Difference To Personal Best Lap, P = Crossed Finish Line in Pit Lane, D = Time Disallowed

P29 400 S		Stuart THURTLÉ		Kawasaki NINJA 400 - TeamTortoise Racing			
IDEAL LAP TIME : 1:15.810		BEST LAP TIME : 1:16.207		DIFFERENCE : 0.397			
LAP	SECTOR 1	SECTOR 2	LAP TIME	MPH	DIFF	TIME OF DAY	
1 -	53.979	33.236	1:27.215	67.71	11.008	10:31:45.515	
2 -	45.255	31.964	1:17.219	76.47	1.012	10:33:02.734	
3 -	44.973	31.234	1:16.207 (1)	77.49		10:34:18.941	
4 -	45.847	32.180	1:18.027	75.68	1.820	10:35:36.968	
5 -	46.258	32.417	1:18.675	75.06	2.468	10:36:55.643	
6 -	45.734	31.389	1:17.123	76.57	0.916	10:38:12.766	
7 -	45.203	31.646	1:16.849	76.84	0.642	10:39:29.615	
8 -	44.971	31.670	1:16.641 (3)	77.05	0.434	10:40:46.256	
9 -	44.576	31.818	1:16.394 (2)	77.30	0.187	10:42:02.650	

P30 173 S		Jason HEANAN		Kawasaki NINJA 300 -			
IDEAL LAP TIME : 1:16.122		BEST LAP TIME : 1:16.599		DIFFERENCE : 0.477			
LAP	SECTOR 1	SECTOR 2	LAP TIME	MPH	DIFF	TIME OF DAY	
1 -	54.379	33.020	1:27.399	67.57	10.800	10:31:43.721	
2 -	46.513	32.676	1:19.189	74.57	2.590	10:33:02.910	
3 -	46.950	32.634	1:19.584	74.20	2.985	10:34:22.494	
4 -	46.620	32.443	1:19.063	74.69	2.464	10:35:41.557	
5 -	45.856	32.005	1:17.861	75.84	1.262	10:36:59.418	
6 -	45.782	31.649	1:17.431 (3)	76.27	0.832	10:38:16.849	
7 -	45.565	31.618	1:17.183 (2)	76.51	0.584	10:39:34.032	
8 -	46.501	30.966	1:17.467	76.23	0.868	10:40:51.499	
9 -	45.156	31.443	1:16.599 (1)	77.09		10:42:08.098	

P31 73 S		Jemma HANNAFORD		Kawasaki NINJA 300 -			
IDEAL LAP TIME : 1:16.821		BEST LAP TIME : 1:17.098		DIFFERENCE : 0.277			
LAP	SECTOR 1	SECTOR 2	LAP TIME	MPH	DIFF	TIME OF DAY	
1 -	57.214	33.955	1:31.169	64.77	14.071	10:31:55.539	
2 -	48.462	32.469	1:20.931	72.97	3.833	10:33:16.470	
3 -	46.423	32.283	1:18.706	75.03	1.608	10:34:35.176	
4 -	46.146	33.018	1:19.164	74.60	2.066	10:35:54.340	
5 -	46.261	31.477	1:17.738 (3)	75.96	0.640	10:37:12.078	
6 -	46.091	32.767	1:18.858	74.88	1.760	10:38:30.936	
7 -	45.992	31.106	1:17.098 (1)	76.59		10:39:48.034	
8 -	46.354	31.542	1:17.896	75.81	0.798	10:41:05.930	
9 -	45.715	31.971	1:17.686 (2)	76.01	0.588	10:42:23.616	

P32 56 S		Jack HAYES-WOLFF		Kawasaki NINJA 300 -			
IDEAL LAP TIME : 1:17.635		BEST LAP TIME : 1:17.811		DIFFERENCE : 0.176			
LAP	SECTOR 1	SECTOR 2	LAP TIME	MPH	DIFF	TIME OF DAY	
1 -	53.061	33.514	1:26.575	68.21	8.764	10:31:41.140	
2 -	46.928	31.566	1:18.494 (3)	75.23	0.683	10:32:59.634	
3 -	46.429	32.494	1:18.923	74.82	1.112	10:34:18.557	
4 -	46.069	32.239	1:18.308 (2)	75.41	0.497	10:35:36.865	
5 -	46.221	32.450	1:18.671	75.06	0.860	10:36:55.536	
6 -	47.278	32.447	1:19.725	74.07	1.914	10:38:15.261	
7 -	46.670	31.825	1:18.495	75.23	0.684	10:39:33.756	
8 -	46.827	31.990	1:18.817	74.92	1.006	10:40:52.573	
9 -	46.081	31.730	1:17.811 (1)	75.89		10:42:10.384	

BMCRC - MRO Championships 2022 - Rnd 2 @ Silverstone National

ACU Team Green Junior Cup & Senior 300

QUALIFYING - SECTOR ANALYSIS



SECTOR 1 = FL to I1, SECTOR 2 = I1 to FL, DIFF = Difference To Personal Best Lap, P = Crossed Finish Line in Pit Lane, D = Time Disallowed

P33		4 S		Nigel FRANKLIN		Kawasaki NINJA 300 - Jane Franklin	
IDEAL LAP TIME : 1:17.533		BEST LAP TIME : 1:17.931		DIFFERENCE : 0.398			
LAP	SECTOR 1	SECTOR 2	LAP TIME	MPH	DIFF	TIME OF DAY	
1 -	53.617	34.040	1:27.657	67.37	9.726	10:31:47.886	
2 -	47.879	33.248	1:21.127	72.79	3.196	10:33:09.013	
3 -	47.512	32.197	1:19.709	74.09	1.778	10:34:28.722	
4 -	46.656	32.266	1:18.922	74.82	0.991	10:35:47.644	
5 -	46.836	31.712	1:18.548 (2)	75.18	0.617	10:37:06.192	
6 -	46.695	32.452	1:19.147	74.61	1.216	10:38:25.339	
7 -	46.505	34.879	1:21.384	72.56	3.453	10:39:46.723	
8 -	46.918	31.689	1:18.607 (3)	75.12	0.676	10:41:05.330	
9 -	45.844	32.087	1:17.931 (1)	75.78		10:42:23.261	

P34		14 J		Maryann McCARTNEY		Kawasaki NINJA 300 -	
IDEAL LAP TIME : 1:18.573		BEST LAP TIME : 1:18.637		DIFFERENCE : 0.064			
LAP	SECTOR 1	SECTOR 2	LAP TIME	MPH	DIFF	TIME OF DAY	
1 -	55.686	33.653	1:29.339	66.10	10.702	10:31:45.078	
2 -	48.058	32.562	1:20.620	73.25	1.983	10:33:05.698	
3 -	47.312	32.859	1:20.171	73.66	1.534	10:34:25.869	
4 -	47.756	32.775	1:20.531	73.33	1.894	10:35:46.400	
5 -	48.248	32.381	1:20.629	73.24	1.992	10:37:07.029	
6 -	47.558	32.766	1:20.324	73.52	1.687	10:38:27.353	
7 -	47.385	32.755	1:20.140 (3)	73.69	1.503	10:39:47.493	
8 -	47.807	31.895	1:19.702 (2)	74.09	1.065	10:41:07.195	
9 -	46.678	31.959	1:18.637 (1)	75.10		10:42:25.832	

P35		54 S		Ben SCOTT		Kawasaki NINJA 300 - GI Landscapes VampTech	
IDEAL LAP TIME : 1:18.791		BEST LAP TIME : 1:18.791		DIFFERENCE : 0.000			
LAP	SECTOR 1	SECTOR 2	LAP TIME	MPH	DIFF	TIME OF DAY	
1 -	1:00.094	38.024	1:38.118	60.18	19.327	10:32:00.609	
2 -	51.970	37.427	1:29.397	66.06	10.606	10:33:30.006	
3 -	50.053	36.922	1:26.975	67.90	8.184	10:34:56.981	
4 -	49.293	34.349	1:23.642	70.60	4.851	10:36:20.623	
5 -	48.257	33.716	1:21.973	72.04	3.182	10:37:42.596	
6 -	46.888	34.215	1:21.103	72.81	2.312	10:39:03.699	
7 -	47.353	32.871	1:20.224 (3)	73.61	1.433	10:40:23.923	
8 -	46.449	32.987	1:19.436 (2)	74.34	0.645	10:41:43.359	
9 -	46.214	32.577	1:18.791 (1)	74.95		10:43:02.150	

BMCRC - MRO Championships 2022 - Rnd 2 @ Silverstone National

ACU Team Green Junior Cup & Senior 300

QUALIFYING - BEST SECTORS

SECTOR 1			SECTOR 2			IDEAL / BEST COMPARISON						
POS	NO	NAME	TIME	NO	NAME	TIME	POS	NO	NAME	IDEAL	BEST	DIFF
									PERFECT LAP	1:09.016		
1	60	DOCHERTY	41.120	8	ATKINSON	27.896	1	60	DOCHERTY	1:09.222	1:09.517	0.295
2	97	PLATT	41.321	60	DOCHERTY	28.102	2	97	PLATT	1:09.584	1:09.759	0.175
3	777	HARDY	41.486	118	HALL	28.203	3	777	HARDY	1:09.855	1:10.064	0.209
4	131	MELLOR	41.644	311	WARD	28.232	4	118	HALL	1:09.947	1:10.045	0.098
5	19	O'MARA	41.715	97	PLATT	28.263	5	8	ATKINSON	1:09.951	1:09.951	0.000
6	118	HALL	41.744	777	HARDY	28.369	6	311	WARD	1:10.004	1:10.004	0.000
7	311	WARD	41.772	19	O'MARA	28.434	7	131	MELLOR	1:10.092	1:10.585	0.493
8	125	JOLLIFFE	41.809	131	MELLOR	28.448	8	19	O'MARA	1:10.149	1:10.234	0.085
9	77	WHITE	41.877	125	JOLLIFFE	28.712	9	125	JOLLIFFE	1:10.521	1:10.552	0.031
10	8	ATKINSON	42.055	77	WHITE	28.835	10	77	WHITE	1:10.712	1:10.712	0.000
11	20	MUIR	42.261	20	MUIR	29.184	11	20	MUIR	1:11.445	1:11.685	0.240
12	31	PARK	42.414	31	PARK	29.288	12	31	PARK	1:11.702	1:11.750	0.048
13	95	MARSHALL	42.427	91	HIRST	29.356	13	95	MARSHALL	1:11.922	1:12.371	0.449
14	27	DORLING	42.752	95	MARSHALL	29.495	14	91	HIRST	1:12.282	1:12.451	0.169
15	0	BREESE	42.833	34	ARBON	29.547	15	27	DORLING	1:12.331	1:12.344	0.013
16	91	HIRST	42.926	27	DORLING	29.579	16	0	BREESE	1:12.515	1:12.912	0.397
17	58	WOOD	42.974	0	BREESE	29.682	17	34	ARBON	1:12.535	1:12.627	0.092
18	34	ARBON	42.988	67	JONES	29.776	18	67	JONES	1:12.909	1:12.909	0.000
19	67	JONES	43.133	58	WOOD	29.941	19	58	WOOD	1:12.915	1:13.198	0.283
20	66	SMITH	43.172	70	WHITE	29.953	20	66	SMITH	1:13.199	1:13.199	0.000
21	50	YELDHAM	43.344	66	SMITH	30.027	21	50	YELDHAM	1:13.476	1:13.638	0.162
22	10	BRUNSDON	43.469	50	YELDHAM	30.132	22	10	BRUNSDON	1:13.664	1:13.664	0.000
23	48	SABBARTON	43.528	10	BRUNSDON	30.195	23	48	SABBARTON	1:13.823	1:13.823	0.000
24	32	MURRAY	44.186	18	HIGGINS	30.206	24	18	HIGGINS	1:14.433	1:14.656	0.223
25	18	HIGGINS	44.227	48	SABBARTON	30.295	25	32	MURRAY	1:14.534	1:14.688	0.154
26	62	BETTRIDGE	44.266	32	MURRAY	30.348	26	70	WHITE	1:14.570	1:14.774	0.204
27	155	BAKER	44.435	173	HEANAN	30.966	27	155	BAKER	1:15.455	1:15.841	0.386
28	400	THURTL	44.576	155	BAKER	31.020	28	62	BETTRIDGE	1:15.478	1:15.757	0.279
29	70	WHITE	44.617	73	HANNAFORD	31.106	29	400	THURTL	1:15.810	1:16.207	0.397
30	173	HEANAN	45.156	62	BETTRIDGE	31.212	30	173	HEANAN	1:16.122	1:16.599	0.477
31	73	HANNAFORD	45.715	400	THURTL	31.234	31	73	HANNAFORD	1:16.821	1:17.098	0.277
32	4	FRANKLIN	45.844	56	HAYES-WOLFF	31.566	32	4	FRANKLIN	1:17.533	1:17.931	0.398
33	56	HAYES-WOLFF	46.069	4	FRANKLIN	31.689	33	56	HAYES-WOLFF	1:17.635	1:17.811	0.176
34	54	SCOTT	46.214	14	McCARTNEY	31.895	34	14	McCARTNEY	1:18.573	1:18.637	0.064
35	14	McCARTNEY	46.678	54	SCOTT	32.577	35	54	SCOTT	1:18.791	1:18.791	0.000

BMCRC - MRO Championships 2022 - Rnd 2 @ Silverstone National

ACU Team Green Junior Cup & Senior 300

QUALIFYING - STATISTICS

Competitors Started 35
Planned Start 2022-04-02 @ 10:25:00.000
Actual Start 2022-04-02 @ 10:29:55.895
Finish Time 2022-04-02 @ 10:41:49.115
Track Length 1.6404mi.
Total Laps 333
Total Distance Covered 546.2743mi.

Session Fastest Lap History

NO	CL	NAME	LAP TIME	TIME OF DAY	LAP	VEHICLE
8	S	Phil ATKINSON	1:16.838	10:31:20.850	1	Kawasaki NINJA 400
8	S	Phil ATKINSON	1:10.869	10:32:31.719	2	Kawasaki NINJA 400
777	J	Maximus HARDY	1:10.267	10:32:33.139	2	Kawasaki NINJA 400
8	S	Phil ATKINSON	1:09.951	10:33:41.670	3	Kawasaki NINJA 400
60	J	Lennon DOCHERTY	1:09.726	10:39:54.272	8	Kawasaki NINJA 400
60	J	Lennon DOCHERTY	1:09.521	10:41:03.793	9	Kawasaki NINJA 400
60	J	Lennon DOCHERTY	1:09.517	10:42:13.310	10	Kawasaki NINJA 400

Flag History

TYPE	TIME OF DAY
GREEN	10:29:55.895
FINISH	10:41:49.115

Flag Statistics

TYPE	COUNT	TOTAL LAPS	TOTAL TIME
Green	1	10	13:13.782
Red	0	0	0.000
Safety Car	0	0	0.000
FCY	0	0	0.000

BMCRC - MRO Championships 2022 - Rnd 2 @ Silverstone National

ACU Team Green Junior Cup & Senior 300

QUALIFYING - STATISTICS

CLASS : J

21 Starters

Fastest Lap History

NO	NAME	LAP TIME	TIME OF DAY	LAP	VEHICLE
311	Nathan-Ellis WARD	1:17.923	10:31:22.711	1	Kawasaki NINJA 300
777	Maximus HARDY	1:17.258	10:31:22.873	1	Kawasaki NINJA 400
777	Maximus HARDY	1:10.267	10:32:33.139	2	Kawasaki NINJA 400
777	Maximus HARDY	1:10.064	10:33:43.204	3	Kawasaki NINJA 400
311	Nathan-Ellis WARD	1:10.004	10:33:43.448	3	Kawasaki NINJA 300
60	Lennon DOCHERTY	1:09.726	10:39:54.272	8	Kawasaki NINJA 400
60	Lennon DOCHERTY	1:09.521	10:41:03.793	9	Kawasaki NINJA 400
60	Lennon DOCHERTY	1:09.517	10:42:13.310	10	Kawasaki NINJA 400

BMCRC - MRO Championships 2022 - Rnd 2 @ Silverstone National

ACU Team Green Junior Cup & Senior 300

QUALIFYING - STATISTICS

CLASS : S

14 Starters

Fastest Lap History

NO	NAME	LAP TIME	TIME OF DAY	LAP	VEHICLE
8	Phil ATKINSON	1:16.838	10:31:20.850	1	Kawasaki NINJA 400
8	Phil ATKINSON	1:10.869	10:32:31.719	2	Kawasaki NINJA 400
8	Phil ATKINSON	1:09.951	10:33:41.670	3	Kawasaki NINJA 400

ROW 12	36	81	Chris ROSE	1:18.791	35	54	Ben SCOTT	1:18.637	34	14	Maryann McCARTNEY				
ROW 11				1:17.931	33	4	Nigel FRANKLIN	1:17.811	32	56	Jack HAYES-WOLFF	1:17.098	31	73	Jemma HANNAFORD
ROW 10				1:16.599	30	173	Jason HEANAN	1:16.207	29	400	Stuart THURTLÉ	1:15.841	28	155	Brandon BAKER
ROW 9				1:15.757	27	62	Nicholas BETTRIDGE	1:14.774	26	70	Justin WHITE	1:14.688	25	32	Conor MURRAY
ROW 8				1:14.656	24	18	George HIGGINS	1:13.823	23	48	Kevin SABBARTON	1:13.664	22	10	Mike BRUNSDON
ROW 7				1:13.638	21	50	Jay YELDHAM	1:13.199	20	66	Mark SMITH	1:13.198	19	58	Matthew WOOD
ROW 6				1:12.912	18	0	Konrad BREESE	1:12.909	17	67	Iwan JONES	1:12.627	16	34	Oliver ARBON
ROW 5				1:12.451	15	91	Sam HIRST	1:12.371	14	95	Greg MARSHALL	1:12.344	13	27	Felix DORLING
ROW 4				1:11.750	12	31	Robbie PARK	1:11.685	11	20	Jack MUIR	1:10.712	10	77	Joe WHITE
ROW 3				1:10.585	9	131	Dylan MELLOR	1:10.552	8	125	Ben JOLLIFFE	1:10.234	7	19	James O'MARA
ROW 2				1:10.064	6	777	Maximus HARDY	1:10.045	5	118	Max HALL	1:10.004	4	311	Nathan-Ellis WARD
ROW 1				1:09.951	3	8	Phil ATKINSON	1:09.759	2	97	Ben PLATT	1:09.517	1	60	Lennon DOCHERTY
Pole															

Silverstone National: 1.6404 miles

These results are provisional until the conclusion of any judicial and technical matters.

Clerk Of Course :	Stewards :	Timekeeper : Craig Smith
-------------------	------------	--------------------------

Results can be found at www.tsl-timing.com

Printed - 10:44 Saturday, 02 April 2022



ACU Team Green Junior Cup & Senior 300

RACE 5 - CLASSIFICATION

Kawasaki

POS	NO	CL	PIC NAME	ENTRY	LAPS	TIME	GAP	DIFF	MPH	BEST	ON
1	60	J	1 Lennon DOCHERTY	Kawasaki NINJA 400 - Doc Fit Training	8	9:17.322			84.77	1:08.831	4
2	97	J	2 Ben PLATT	Kawasaki NINJA 400 - adss ltd	8	9:22.317	4.995	4.995	84.01	1:09.123	4
3	8	S	1 Phil ATKINSON	Kawasaki NINJA 400 - ROSE MOT	8	9:22.334	5.012	0.017	84.01	1:09.269	3
4	77	J	3 Joe WHITE	Kawasaki NINJA 400 - Just In Graphics /MZ CONTR	8	9:33.432	16.110	11.098	82.39	1:10.737	3
5	311*	J	4 Nathan-Ellis WARD	Kawasaki NINJA 300 - Zipped up racing	8	9:32.746			82.48	1:10.274	2
6	777*	J	5 Maximus HARDY	Kawasaki NINJA 400 - DAD	8	9:32.768			82.48	1:10.611	3
7	125	J	6 Ben JOLLIFFE	Kawasaki NINJA 300 -	8	9:33.502	16.180		82.38	1:10.722	8
8	31	J	7 Robbie PARK	Kawasaki NINJA - Chel & Wa Gillot	8	9:41.165	23.843	7.663	81.29	1:10.741	8
9	20	J	8 Jack MUIR	Kawasaki NINJA 400 -	8	9:41.779	24.457	0.614	81.20	1:11.409	8
10	34	J	9 Oliver ARBON	Kawasaki NINJA 400 - ft plumbing and heating	8	9:41.944	24.622	0.165	81.18	1:11.001	8
11	67	J	10 Iwan JONES	Kawasaki NINJA 300 - Danosh Services Ltd	8	9:42.167	24.845	0.223	81.15	1:10.864	8
12	91	J	11 Sam HIRST	Kawasaki NINJA - Valley Racing	8	9:43.692	26.370	1.525	80.94	1:11.497	2
13	0	S	2 Konrad BREESE	Kawasaki NINJA 400 - STIHL Racing	8	9:45.386	28.064	1.694	80.70	1:12.360	8
14	27	J	12 Felix DORLING	Kawasaki NINJA 400 - Kernow Controls	8	9:45.815	28.493	0.429	80.64	1:12.104	8
15	58	J	13 Matthew WOOD	Kawasaki NINJA 300 -	8	9:45.947	28.625	0.132	80.63	1:11.798	5
16	66	S	3 Mark SMITH	Kawasaki NINJA 300 - MHP EXHAUST'S	8	9:46.574	29.252	0.627	80.54	1:12.302	2
17	95	J	14 Greg MARSHALL	Kawasaki NINJA 300 - Mum & Dad; HEL Performanc	8	9:46.675	29.353	0.101	80.53	1:12.093	7
18	48	S	4 Kevin SABBARTON	Kawasaki NINJA 300 -	8	9:46.863	29.541	0.188	80.50	1:12.248	5
19	50	J	15 Jay YELDHAM	Kawasaki NINJA 400 - WKD Installations	8	9:57.184	39.862	10.321	79.11	1:12.623	4
20	32	S	5 Conor MURRAY	Kawasaki NINJA 300 -	8	9:57.541	40.219	0.357	79.06	1:13.126	2
21	10	S	6 Mike BRUNSDON	Kawasaki NINJA 400 - CF Fairford	8	9:57.781	40.459	0.240	79.03	1:13.256	4
22	70	S	7 Justin WHITE	Kawasaki NINJA 400 - Just In Graphics	8	10:02.997	45.675	5.216	78.35	1:13.800	3
23	18	J	16 George HIGGINS	Kawasaki NINJA 400 - Aztec Racing	8	10:06.410	49.088	3.413	77.90	1:14.193	4
24	62	S	8 Nicholas BETTRIDGE	Kawasaki NINJA - Weald builders	8	10:08.761	51.439	2.351	77.60	1:14.954	3
25	400	S	9 Stuart THURTL	Kawasaki NINJA 400 - TeamTortoise Racing	8	10:13.981	56.659	5.220	76.94	1:15.645	3
26	56	S	10 Jack HAYES-WOLFF	Kawasaki NINJA 300 -	8	10:15.687	58.365	1.706	76.73	1:15.585	2
27	173	S	11 Jason HEANAN	Kawasaki NINJA 300 -	8	10:16.095	58.773	0.408	76.68	1:15.704	5
28	73	S	12 Jemma HANNAFORD	Kawasaki NINJA 300 -	8	10:24.707	1:07.385	8.612	75.62	1:16.206	7
29	14	J	17 Maryann McCARTNEY	Kawasaki NINJA 300 -	8	10:26.883	1:09.561	2.176	75.36	1:16.411	6
30	4	S	13 Nigel FRANKLIN	Kawasaki NINJA 300 - Jane Franklin	7	9:17.475	1 Lap	1 Lap	74.15	1:17.645	3
31	54	S	14 Ben SCOTT	Kawasaki NINJA 300 - GI Landscapes VampTech	7	9:18.359	1 Lap	0.884	74.03	1:17.092	4

NOT CLASSIFIED

DNF	19	J	James O'MARA	Kawasaki NINJA 400 - BRP Machining Ltd	5	5:51.583	3 Laps	2 Laps	83.98	1:09.265	3
DNF	131	J	Dylan MELLOR	Kawasaki NINJA 300 - BDS Motorcycles	5	5:51.859	3 Laps	0.276	83.92	1:09.012	4
DNF	118	J	Max HALL	Kawasaki NINJA 300 - Racecraft rider development	4	4:43.671	4 Laps	1 Lap	83.27	1:09.974	4
DNF	155	J	Brandon BAKER	Kawasaki NINJA 300 - K-66, ION.	0						

FASTEST LAP

60	J	Lennon DOCHERTY	Kawasaki NINJA 400 - Doc Fit Training	4	1:08.831	85.79 mph	138.08 kph
8	S	Phil ATKINSON	Kawasaki NINJA 400 - ROSE MOT	3	1:09.269	85.25 mph	137.20 kph

* Bikes 311 & 777 - Position penalty - yellow flag infringement

Class J - 92.5% of Race Speed = 78.41 mph

Class S - 92.5% of Race Speed = 77.70 mph

Weather / Track : Cloudy / Dry

These results are provisional until the conclusion of any judicial and technical matters.

Race Distance: 8 Laps / 13.12 miles

Silverstone National: 1.6404 miles

Date: 02/04/2022 Start: 13:51 Finish: 14:00

Clerk Of Course :	Stewards :	Timekeeper : Craig Smith
-------------------	------------	--------------------------

Results can be found at www.tsl-timing.com

Printed - 14:44 Saturday, 02 April 2022



BMCRC - MRO Championships 2022 - Rnd 2 @ Silverstone National

ACU Team Green Junior Cup & Senior 300

RACE 5 - LAP CHART

LAP 1 @ 13:52:49.181			LAP 3 @ 13:55:07.552			LAP 5 @ 13:57:25.225			LAP 7 @ 13:59:44.248		
NO	BEHIND	LAP TIME	NO	BEHIND	LAP TIME	NO	BEHIND	LAP TIME	NO	BEHIND	LAP TIME
60		1:11.868	60		1:09.009	60		1:08.842	60		1:09.643
97	0.510	1:12.378	8	1.501	1:09.269	8	2.772	1:09.600	97	5.100	1:10.544
8	0.956	1:12.824	19	2.205	1:09.265	97	3.177	1:09.454	8	5.918	1:09.593
131	1.016	1:12.884	97	2.273	1:09.815	19	3.671	1:09.571	777	14.713	1:10.881
19	1.048	1:12.916	131	2.680	1:10.265	77	10.574	1:11.603	311	15.063	1:11.328
311	1.049	1:12.917	118	3.458	1:10.240	400	18.139	1:12.116	77	15.622	1:12.123
118	1.351	1:13.219	311	4.722	1:11.770	34	18.400	1:12.281	125	15.845	1:11.861
777	1.782	1:13.650	77	5.157	1:10.737	20	18.818	1:12.246	20	23.435	1:12.062
77	1.992	1:13.860	125	5.277	1:10.771	67	18.873	1:12.474	31	23.489	1:12.140
125	2.121	1:13.989	34	5.616	1:10.611	27	19.223	1:12.462	34	24.008	1:12.158
34	3.418	1:15.286	66	11.150	1:13.208	0	19.551	1:12.905	67	24.368	1:11.907
95	4.019	1:15.887	31	11.361	1:12.371	91	19.717	1:12.507	91	24.512	1:11.894
20	4.060	1:15.928	0	11.555	1:12.972	58	20.226	1:12.484	0	26.091	1:12.588
27	4.249	1:16.117	20	11.576	1:13.228	66	20.409	1:11.798	58	26.325	1:12.387
0	4.487	1:16.355	91	11.658	1:13.303	48	20.856	1:13.453	95	26.614	1:12.093
67	4.807	1:16.675	67	11.771	1:12.635	32	25.137	1:14.366	27	26.776	1:13.119
91	5.229	1:17.097	27	11.977	1:12.881	50	25.834	1:13.914	48	27.098	1:12.417
66	5.409	1:17.277	66	12.274	1:12.934	10	26.693	1:13.567	66	27.173	1:12.393
31	5.716	1:17.584	95	12.695	1:13.221	70	29.321	1:14.516	32	35.774	1:14.521
50	5.969	1:17.837	58	13.797	1:12.517	18	33.717	1:15.047	50	35.881	1:15.186
48	6.650	1:18.518	48	14.088	1:12.574	62	33.755	1:16.239	10	36.587	1:14.844
32	7.060	1:18.928	32	15.162	1:13.347	400	38.029	1:16.360	70	40.729	1:15.325
58	7.447	1:19.315	50	16.970	1:13.530	56	38.636	1:17.459	18	45.021	1:14.705
62	8.213	1:20.081	10	17.543	1:13.496	173	38.888	1:15.704	62	46.478	1:15.901
70	8.432	1:20.300	70	18.223	1:13.800	73	47.462	1:16.341	400	51.274	1:16.060
10	8.802	1:20.670	62	19.818	1:14.954	14	47.995	1:17.258	56	52.536	1:16.180
18	9.262	1:21.130	18	22.150	1:15.682	4	51.723	1:19.518	173	52.716	1:15.963
400	9.473	1:21.341	56	22.819	1:15.781	54	52.229	1:18.484	73	1:00.911	1:16.206
56	9.824	1:21.692	400	23.198	1:15.645				14	1:02.594	1:17.211
173	10.557	1:22.425	173	25.064	1:16.288						
14	12.553	1:24.421	14	30.705	1:17.996						
4	12.937	1:24.805	4	31.213	1:17.645						
54	14.928	1:26.796	73	31.508	1:16.730						
73	15.198	1:27.066	54	34.326	1:17.907						
LAP 2 @ 13:53:58.543			LAP 4 @ 13:56:16.383			LAP 6 @ 13:58:34.605			LAP 8 @ 14:00:54.635		
NO	BEHIND	LAP TIME	NO	BEHIND	LAP TIME	NO	BEHIND	LAP TIME	NO	BEHIND	LAP TIME
60		1:09.362	60		1:08.831	60		1:09.380	60		1:10.387
8	1.241	1:09.647	8	2.014	1:09.344	97	4.199	1:10.402	4	1 Lap	1:18.997
131	1.424	1:09.770	97	2.565	1:09.123	77	13.142	1:11.948	54	1 Lap	1:19.105
97	1.467	1:10.319	131	2.861	1:09.012	311	13.378	1:11.741	97	4.995	1:10.282
19	1.949	1:10.263	19	2.942	1:09.568	777	13.475	1:11.808	8	5.012	1:09.481
311	1.961	1:10.274	118	4.601	1:09.974	125	13.627	1:11.851	311	15.424	1:10.748
118	2.227	1:10.238	777	7.805	1:11.020	73	20.992	1:12.233	777	15.446	1:11.120
77	3.429	1:10.799	77	7.813	1:11.487	20	21.016	1:11.578	77	16.110	1:10.875
125	3.515	1:10.756	311	7.943	1:12.052						
777	4.014	1:11.594	125	8.048	1:11.602						
34	6.951	1:12.895	31	14.865	1:12.335						
20	7.357	1:12.659	34	14.961	1:12.642						
91	7.364	1:11.497	67	15.241	1:12.301						
0	7.592	1:12.467	20	15.414	1:12.669						
31	7.999	1:11.645	0	15.488	1:12.764						
27	8.105	1:13.218	27	15.603	1:12.457						
67	8.145	1:12.700	91	16.052	1:13.225						
66	8.349	1:12.302									
95	8.483	1:13.826									
58	10.289	1:12.204									
48	10.523	1:13.235									
32	10.824	1:13.126									
50	12.449	1:15.842									
10	13.056	1:13.616									
70	13.432	1:14.362									
62	13.873	1:15.022									

BMCRC - MRO Championships 2022 - Rnd 2 @ Silverstone National

ACU Team Green Junior Cup & Senior 300

RACE 5 - SECTOR ANALYSIS



SECTOR 1 = FL to I1, SECTOR 2 = I1 to FL, DIFF = Difference To Personal Best Lap, P = Crossed Finish Line in Pit Lane, D = Time Disallowed

P1 60 J		Lennon DOCHERTY		Kawasaki NINJA 400 - Doc Fit Training			
IDEAL LAP TIME : 1:08.769		BEST LAP TIME : 1:08.831		DIFFERENCE : 0.062			
LAP	SECTOR 1	SECTOR 2	LAP TIME	MPH	DIFF	TIME OF DAY	
1 -		28.172	1:11.868	82.17	3.037	13:52:49.181	
2 -	41.328	28.034	1:09.362	85.14	0.531	13:53:58.543	
3 -	41.256	27.753	1:09.009 (3)	85.57	0.178	13:55:07.552	
4 -	41.073	27.758	1:08.831 (1)	85.79		13:56:16.383	
5 -	41.016	27.826	1:08.842 (2)	85.78	0.011	13:57:25.225	
6 -	41.203	28.177	1:09.380	85.12	0.549	13:58:34.605	
7 -	41.384	28.259	1:09.643	84.79	0.812	13:59:44.248	
8 -	41.396	28.991	1:10.387	83.90	1.556	14:00:54.635	

P2 97 J		Ben PLATT		Kawasaki NINJA 400 - adsss ltd			
IDEAL LAP TIME : 1:09.123		BEST LAP TIME : 1:09.123		DIFFERENCE : 0.000			
LAP	SECTOR 1	SECTOR 2	LAP TIME	MPH	DIFF	TIME OF DAY	
1 -		28.633	1:12.378	81.59	3.255	13:52:49.691	
2 -	41.876	28.443	1:10.319	83.98	1.196	13:54:00.010	
3 -	41.699	28.116	1:09.815 (3)	84.59	0.692	13:55:09.825	
4 -	41.201	27.922	1:09.123 (1)	85.43		13:56:18.948	
5 -	41.413	28.041	1:09.454 (2)	85.02	0.331	13:57:28.402	
6 -	41.368	29.034	1:10.402	83.88	1.279	13:58:38.804	
7 -	41.887	28.657	1:10.544	83.71	1.421	13:59:49.348	
8 -	41.740	28.542	1:10.282	84.02	1.159	14:00:59.630	

P3 8 S		Phil ATKINSON		Kawasaki NINJA 400 - ROSE MOT			
IDEAL LAP TIME : 1:09.075		BEST LAP TIME : 1:09.269		DIFFERENCE : 0.194			
LAP	SECTOR 1	SECTOR 2	LAP TIME	MPH	DIFF	TIME OF DAY	
1 -		28.735	1:12.824	81.09	3.555	13:52:50.137	
2 -	41.757	27.890	1:09.647	84.79	0.378	13:53:59.784	
3 -	41.667	27.602	1:09.269 (1)	85.25		13:55:09.053	
4 -	41.682	27.662	1:09.344 (2)	85.16	0.075	13:56:18.397	
5 -	41.720	27.880	1:09.600	84.85	0.331	13:57:27.997	
6 -	42.198	30.378	1:12.576	81.37	3.307	13:58:40.573	
7 -	41.887	27.706	1:09.593	84.86	0.324	13:59:50.166	
8 -	41.473	28.008	1:09.481 (3)	84.99	0.212	14:00:59.647	

P4 77 J		Joe WHITE		Kawasaki NINJA 400 - Just In Graphics /MZ CONTRACTS/ Silve			
IDEAL LAP TIME : 1:10.648		BEST LAP TIME : 1:10.737		DIFFERENCE : 0.089			
LAP	SECTOR 1	SECTOR 2	LAP TIME	MPH	DIFF	TIME OF DAY	
1 -		28.989	1:13.860	79.95	3.123	13:52:51.173	
2 -	42.287	28.512	1:10.799 (2)	83.41	0.062	13:54:01.972	
3 -	42.136	28.601	1:10.737 (1)	83.48		13:55:12.709	
4 -	42.499	28.988	1:11.487	82.61	0.750	13:56:24.196	
5 -	42.527	29.076	1:11.603	82.47	0.866	13:57:35.799	
6 -	42.593	29.355	1:11.948	82.08	1.211	13:58:47.747	
7 -	42.685	29.438	1:12.123	81.88	1.386	13:59:59.870	
8 -	42.214	28.661	1:10.875 (3)	83.32	0.138	14:01:10.745	

P5 311 J		Nathan-Ellis WARD		Kawasaki NINJA 300 - Zipped up racing			
IDEAL LAP TIME : 1:10.274		BEST LAP TIME : 1:10.274		DIFFERENCE : 0.000			
LAP	SECTOR 1	SECTOR 2	LAP TIME	MPH	DIFF	TIME OF DAY	
1 -		28.748	1:12.917	80.99	2.643	13:52:50.230	
2 -	41.880	28.394	1:10.274 (1)	84.03		13:54:00.504	
3 -	42.327	29.443	1:11.770	82.28	1.496	13:55:12.274	
4 -	43.592	28.460	1:12.052	81.96	1.778	13:56:24.326	
5 -	43.038	28.878	1:11.916	82.11	1.642	13:57:36.242	
6 -	42.381	29.360	1:11.741	82.31	1.467	13:58:47.983	
7 -	42.674	28.654	1:11.328 (3)	82.79	1.054	13:59:59.311	
8 -	42.057	28.691	1:10.748 (2)	83.47	0.474	14:01:10.059	

BMCRC - MRO Championships 2022 - Rnd 2 @ Silverstone National

ACU Team Green Junior Cup & Senior 300

RACE 5 - SECTOR ANALYSIS



SECTOR 1 = FL to I1, SECTOR 2 = I1 to FL, DIFF = Difference To Personal Best Lap, P = Crossed Finish Line in Pit Lane, D = Time Disallowed

P6 777 J		Maximus HARDY		Kawasaki NINJA 400 - DAD			
IDEAL LAP TIME : 1:10.605		BEST LAP TIME : 1:10.611		DIFFERENCE : 0.006			
LAP	SECTOR 1	SECTOR 2	LAP TIME	MPH	DIFF	TIME OF DAY	
1 -		28.923	1:13.650	80.18	3.039	13:52:50.963	
2 -	42.215	29.379	1:11.594	82.48	0.983	13:54:02.557	
3 -	42.221	28.390	1:10.611 (1)	83.63		13:55:13.168	
4 -	42.351	28.669	1:11.020 (3)	83.15	0.409	13:56:24.188	
5 -	43.343	28.741	1:12.084	81.92	1.473	13:57:36.272	
6 -	42.540	29.268	1:11.808	82.24	1.197	13:58:48.080	
7 -	42.475	28.406	1:10.881 (2)	83.31	0.270	13:59:58.961	
8 -	42.405	28.715	1:11.120	83.03	0.509	14:01:10.081	

P7 125 J		Ben JOLLIFFE		Kawasaki NINJA 300 -			
IDEAL LAP TIME : 1:10.667		BEST LAP TIME : 1:10.722		DIFFERENCE : 0.055			
LAP	SECTOR 1	SECTOR 2	LAP TIME	MPH	DIFF	TIME OF DAY	
1 -		29.046	1:13.989	79.81	3.267	13:52:51.302	
2 -	42.191	28.565	1:10.756 (2)	83.46	0.034	13:54:02.058	
3 -	42.168	28.603	1:10.771 (3)	83.44	0.049	13:55:12.829	
4 -	42.875	28.727	1:11.602	82.47	0.880	13:56:24.431	
5 -	43.007	28.943	1:11.950	82.08	1.228	13:57:36.381	
6 -	42.647	29.204	1:11.851	82.19	1.129	13:58:48.232	
7 -	42.661	29.200	1:11.861	82.18	1.139	14:00:00.093	
8 -	42.223	28.499	1:10.722 (1)	83.50		14:01:10.815	

P8 31 J		Robbie PARK		Kawasaki NINJA - Chel & Wa Gillot			
IDEAL LAP TIME : 1:10.741		BEST LAP TIME : 1:10.741		DIFFERENCE : 0.000			
LAP	SECTOR 1	SECTOR 2	LAP TIME	MPH	DIFF	TIME OF DAY	
1 -		29.345	1:17.584	76.11	6.843	13:52:54.897	
2 -	42.237	29.408	1:11.645 (2)	82.42	0.904	13:54:06.542	
3 -	42.797	29.574	1:12.371	81.60	1.630	13:55:18.913	
4 -	42.901	29.434	1:12.335	81.64	1.594	13:56:31.248	
5 -	43.155	28.961	1:12.116 (3)	81.89	1.375	13:57:43.364	
6 -	43.233	29.000	1:12.233	81.75	1.492	13:58:55.597	
7 -	42.619	29.521	1:12.140	81.86	1.399	14:00:07.737	
8 -	42.154	28.587	1:10.741 (1)	83.48		14:01:18.478	

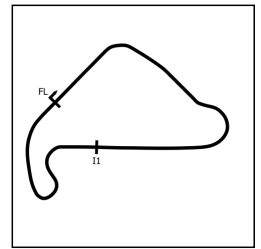
P9 20 J		Jack MUIR		Kawasaki NINJA 400 -			
IDEAL LAP TIME : 1:11.250		BEST LAP TIME : 1:11.409		DIFFERENCE : 0.159			
LAP	SECTOR 1	SECTOR 2	LAP TIME	MPH	DIFF	TIME OF DAY	
1 -		29.248	1:15.928	77.77	4.519	13:52:53.241	
2 -	43.224	29.435	1:12.659	81.27	1.250	13:54:05.900	
3 -	43.320	29.908	1:13.228	80.64	1.819	13:55:19.128	
4 -	43.233	29.436	1:12.669	81.26	1.260	13:56:31.797	
5 -	43.143	29.103	1:12.246	81.74	0.837	13:57:44.043	
6 -	42.512	29.066	1:11.578 (2)	82.50	0.169	13:58:55.621	
7 -	42.575	29.487	1:12.062 (3)	81.95	0.653	14:00:07.683	
8 -	42.184	29.225	1:11.409 (1)	82.70		14:01:19.092	

P10 34 J		Oliver ARBON		Kawasaki NINJA 400 - tt plumbing and heating			
IDEAL LAP TIME : 1:10.891		BEST LAP TIME : 1:11.001		DIFFERENCE : 0.110			
LAP	SECTOR 1	SECTOR 2	LAP TIME	MPH	DIFF	TIME OF DAY	
1 -		29.723	1:15.286	78.44	4.285	13:52:52.599	
2 -	43.121	29.774	1:12.895	81.01	1.894	13:54:05.494	
3 -	43.457	29.751	1:13.208	80.66	2.207	13:55:18.702	
4 -	43.063	29.579	1:12.642	81.29	1.641	13:56:31.344	
5 -	43.142	29.139	1:12.281 (3)	81.70	1.280	13:57:43.625	
6 -	43.081	29.392	1:12.473	81.48	1.472	13:58:56.098	
7 -	42.303	29.855	1:12.158 (2)	81.84	1.157	14:00:08.256	
8 -	42.413	28.588	1:11.001 (1)	83.17		14:01:19.257	

BMCRC - MRO Championships 2022 - Rnd 2 @ Silverstone National

ACU Team Green Junior Cup & Senior 300

RACE 5 - SECTOR ANALYSIS



SECTOR 1 = FL to I1, SECTOR 2 = I1 to FL, DIFF = Difference To Personal Best Lap, P = Crossed Finish Line in Pit Lane, D = Time Disallowed

P11 67 J Iwan JONES		Kawasaki NINJA 300 - Danosh Services Ltd				
IDEAL LAP TIME : 1:10.864		BEST LAP TIME : 1:10.864		DIFFERENCE : 0.000		
LAP	SECTOR 1	SECTOR 2	LAP TIME	MPH	DIFF	TIME OF DAY
1 -		29.730	1:16.675	77.02	5.811	13:52:53.988
2 -	42.849	29.851	1:12.700	81.23	1.836	13:54:06.688
3 -	43.066	29.569	1:12.635	81.30	1.771	13:55:19.323
4 -	42.632	29.669	1:12.301 (3)	81.68	1.437	13:56:31.624
5 -	43.322	29.152	1:12.474	81.48	1.610	13:57:44.098
6 -	42.620	29.991	1:12.611	81.33	1.747	13:58:56.709
7 -	42.237	29.670	1:11.907 (2)	82.12	1.043	14:00:08.616
8 -	41.831	29.033	1:10.864 (1)	83.33		14:01:19.480

P12 91 J Sam HIRST		Kawasaki NINJA - Valley Racing				
IDEAL LAP TIME : 1:11.379		BEST LAP TIME : 1:11.497		DIFFERENCE : 0.118		
LAP	SECTOR 1	SECTOR 2	LAP TIME	MPH	DIFF	TIME OF DAY
1 -		29.883	1:17.097	76.59	5.600	13:52:54.410
2 -	42.226	29.271	1:11.497 (1)	82.60		13:54:05.907
3 -	43.685	29.618	1:13.303	80.56	1.806	13:55:19.210
4 -	43.385	29.840	1:13.225	80.65	1.728	13:56:32.435
5 -	42.809	29.698	1:12.507	81.44	1.010	13:57:44.942
6 -	42.595	29.329	1:11.924 (3)	82.10	0.427	13:58:56.866
7 -	42.224	29.670	1:11.894 (2)	82.14	0.397	14:00:08.760
8 -	43.090	29.155	1:12.245	81.74	0.748	14:01:21.005

P13 0 S Konrad BREESE		Kawasaki NINJA 400 - STIHL Racing				
IDEAL LAP TIME : 1:11.939		BEST LAP TIME : 1:12.360		DIFFERENCE : 0.421		
LAP	SECTOR 1	SECTOR 2	LAP TIME	MPH	DIFF	TIME OF DAY
1 -		29.811	1:16.355	77.34	3.995	13:52:53.668
2 -	42.802	29.665	1:12.467 (2)	81.49	0.107	13:54:06.135
3 -	43.139	29.833	1:12.972	80.93	0.612	13:55:19.107
4 -	43.171	29.593	1:12.764	81.16	0.404	13:56:31.871
5 -	43.076	29.829	1:12.905	81.00	0.545	13:57:44.776
6 -	42.546	30.429	1:12.975	80.92	0.615	13:58:57.751
7 -	42.777	29.811	1:12.588 (3)	81.35	0.228	14:00:10.339
8 -	42.967	29.393	1:12.360 (1)	81.61		14:01:22.699

P14 27 J Felix DORLING		Kawasaki NINJA 400 - Kernow Controls				
IDEAL LAP TIME : 1:11.785		BEST LAP TIME : 1:12.104		DIFFERENCE : 0.319		
LAP	SECTOR 1	SECTOR 2	LAP TIME	MPH	DIFF	TIME OF DAY
1 -		30.131	1:16.117	77.58	4.013	13:52:53.430
2 -	43.128	30.090	1:13.218	80.65	1.114	13:54:06.648
3 -	43.024	29.857	1:12.881	81.03	0.777	13:55:19.529
4 -	42.864	29.593	1:12.457 (2)	81.50	0.353	13:56:31.986
5 -	43.062	29.400	1:12.462 (3)	81.50	0.358	13:57:44.448
6 -	42.725	30.732	1:13.457	80.39	1.353	13:58:57.905
7 -	43.805	29.314	1:13.119	80.76	1.015	14:00:11.024
8 -	42.471	29.633	1:12.104 (1)	81.90		14:01:23.128

P15 58 J Matthew WOOD		Kawasaki NINJA 300 -				
IDEAL LAP TIME : 1:11.387		BEST LAP TIME : 1:11.798		DIFFERENCE : 0.411		
LAP	SECTOR 1	SECTOR 2	LAP TIME	MPH	DIFF	TIME OF DAY
1 -		30.103	1:19.315	74.45	7.517	13:52:56.628
2 -	42.558	29.646	1:12.204 (2)	81.79	0.406	13:54:08.832
3 -	43.139	29.378	1:12.517	81.43	0.719	13:55:21.349
4 -	42.825	29.662	1:12.487	81.47	0.689	13:56:33.836
5 -	42.009	29.789	1:11.798 (1)	82.25		13:57:45.634
6 -	42.340	30.212	1:12.552	81.39	0.754	13:58:58.186
7 -	42.724	29.663	1:12.387 (3)	81.58	0.589	14:00:10.573
8 -	42.879	29.808	1:12.687	81.24	0.889	14:01:23.260

BMCRC - MRO Championships 2022 - Rnd 2 @ Silverstone National

ACU Team Green Junior Cup & Senior 300

RACE 5 - SECTOR ANALYSIS



SECTOR 1 = FL to I1, SECTOR 2 = I1 to FL, DIFF = Difference To Personal Best Lap, P = Crossed Finish Line in Pit Lane, D = Time Disallowed

P16 66 S		Mark SMITH		Kawasaki NINJA 300 - MHP EXHAUST'S			
IDEAL LAP TIME : 1:11.860		BEST LAP TIME : 1:12.302		DIFFERENCE : 0.442			
LAP	SECTOR 1	SECTOR 2	LAP TIME	MPH	DIFF	TIME OF DAY	
1 -		29.994	1:17.277	76.42	4.975	13:52:54.590	
2 -	42.406	29.896	1:12.302 (1)	81.68		13:54:06.892	
3 -	43.108	29.826	1:12.934	80.97	0.632	13:55:19.826	
4 -	42.988	29.814	1:12.802	81.11	0.500	13:56:32.628	
5 -	43.201	30.252	1:13.453	80.40	1.151	13:57:46.081	
6 -	42.223	30.724	1:12.947	80.95	0.645	13:58:59.028	
7 -	42.756	29.637	1:12.393 (2)	81.57	0.091	14:00:11.421	
8 -	42.452	30.014	1:12.466 (3)	81.49	0.164	14:01:23.887	

P17 95 J		Greg MARSHALL		Kawasaki NINJA 300 - Mum & Dad; HEL Performance			
IDEAL LAP TIME : 1:11.554		BEST LAP TIME : 1:12.093		DIFFERENCE : 0.539			
LAP	SECTOR 1	SECTOR 2	LAP TIME	MPH	DIFF	TIME OF DAY	
1 -		29.687	1:15.887	77.82	3.794	13:52:53.200	
2 -	43.392	30.434	1:13.826	79.99	1.733	13:54:07.026	
3 -	44.242	28.979	1:13.221	80.65	1.128	13:55:20.247	
4 -	43.052	29.668	1:12.720 (3)	81.21	0.627	13:56:32.967	
5 -	42.575	29.909	1:12.484 (2)	81.47	0.391	13:57:45.451	
6 -	42.692	30.626	1:13.318	80.54	1.225	13:58:58.769	
7 -	42.687	29.406	1:12.093 (1)	81.91		14:00:10.862	
8 -	42.802	30.324	1:13.126	80.76	1.033	14:01:23.988	

P18 48 S		Kevin SABBARTON		Kawasaki NINJA 300 -			
IDEAL LAP TIME : 1:11.910		BEST LAP TIME : 1:12.248		DIFFERENCE : 0.338			
LAP	SECTOR 1	SECTOR 2	LAP TIME	MPH	DIFF	TIME OF DAY	
1 -		30.166	1:18.518	75.21	6.270	13:52:55.831	
2 -	42.971	30.264	1:13.235	80.63	0.987	13:54:09.066	
3 -	43.036	29.538	1:12.574	81.37	0.326	13:55:21.640	
4 -	43.220	29.386	1:12.606	81.33	0.358	13:56:34.246	
5 -	42.798	29.450	1:12.248 (1)	81.74		13:57:46.494	
6 -	42.524	29.911	1:12.435 (3)	81.53	0.187	13:58:58.929	
7 -	42.625	29.792	1:12.417 (2)	81.55	0.169	14:00:11.346	
8 -	42.663	30.167	1:12.830	81.08	0.582	14:01:24.176	

P19 50 J		Jay YELDHAM		Kawasaki NINJA 400 - WKD Installations			
IDEAL LAP TIME : 1:12.623		BEST LAP TIME : 1:12.623		DIFFERENCE : 0.000			
LAP	SECTOR 1	SECTOR 2	LAP TIME	MPH	DIFF	TIME OF DAY	
1 -		30.342	1:17.837	75.87	5.214	13:52:55.150	
2 -	45.106	30.736	1:15.842	77.86	3.219	13:54:10.992	
3 -	43.463	30.067	1:13.530 (2)	80.31	0.907	13:55:24.522	
4 -	42.728	29.895	1:12.623 (1)	81.31		13:56:37.145	
5 -	43.846	30.068	1:13.914	79.89	1.291	13:57:51.059	
6 -	43.731	30.153	1:13.884 (3)	79.93	1.261	13:59:04.943	
7 -	43.465	31.721	1:15.186	78.54	2.563	14:00:20.129	
8 -	43.731	30.637	1:14.368	79.41	1.745	14:01:34.497	

P20 32 S		Conor MURRAY		Kawasaki NINJA 300 -			
IDEAL LAP TIME : 1:13.115		BEST LAP TIME : 1:13.126		DIFFERENCE : 0.011			
LAP	SECTOR 1	SECTOR 2	LAP TIME	MPH	DIFF	TIME OF DAY	
1 -		30.504	1:18.928	74.82	5.802	13:52:56.241	
2 -	43.226	29.900	1:13.126 (1)	80.76		13:54:09.367	
3 -	43.215	30.132	1:13.347 (3)	80.51	0.221	13:55:22.714	
4 -	43.325	29.957	1:13.282 (2)	80.58	0.156	13:56:35.996	
5 -	43.996	30.370	1:14.366	79.41	1.240	13:57:50.362	
6 -	44.354	30.785	1:15.139	78.59	2.013	13:59:05.501	
7 -	43.807	30.714	1:14.521	79.24	1.395	14:00:20.022	
8 -	44.146	30.686	1:14.832	78.91	1.706	14:01:34.854	

BMCRC - MRO Championships 2022 - Rnd 2 @ Silverstone National

ACU Team Green Junior Cup & Senior 300

RACE 5 - SECTOR ANALYSIS



SECTOR 1 = FL to I1, SECTOR 2 = I1 to FL, DIFF = Difference To Personal Best Lap, P = Crossed Finish Line in Pit Lane, D = Time Disallowed

P21 10 S		Mike BRUNSDON		Kawasaki NINJA 400 - CF Fairford			
IDEAL LAP TIME : 1:13.132		BEST LAP TIME : 1:13.256		DIFFERENCE : 0.124			
LAP	SECTOR 1	SECTOR 2	LAP TIME	MPH	DIFF	TIME OF DAY	
1 -		31.207	1:20.670	73.20	7.414	13:52:57.983	
2 -	43.255	30.361	1:13.616	80.22	0.360	13:54:11.599	
3 -	43.408	30.088	1:13.496 (2)	80.35	0.240	13:55:25.095	
4 -	43.044	30.212	1:13.256 (1)	80.61		13:56:38.351	
5 -	43.168	30.399	1:13.567 (3)	80.27	0.311	13:57:51.918	
6 -	43.317	30.756	1:14.073	79.72	0.817	13:59:05.991	
7 -	43.866	30.978	1:14.844	78.90	1.588	14:00:20.835	
8 -	43.417	30.842	1:14.259	79.52	1.003	14:01:35.094	

P22 70 S		Justin WHITE		Kawasaki NINJA 400 - Just In Graphics			
IDEAL LAP TIME : 1:13.800		BEST LAP TIME : 1:13.800		DIFFERENCE : 0.000			
LAP	SECTOR 1	SECTOR 2	LAP TIME	MPH	DIFF	TIME OF DAY	
1 -		31.069	1:20.300	73.54	6.500	13:52:57.613	
2 -	44.211	30.151	1:14.362 (3)	79.41	0.562	13:54:11.975	
3 -	43.916	29.884	1:13.800 (1)	80.02		13:55:25.775	
4 -	44.141	30.114	1:14.255 (2)	79.53	0.455	13:56:40.030	
5 -	44.207	30.309	1:14.516	79.25	0.716	13:57:54.546	
6 -	44.419	30.687	1:15.106	78.63	1.306	13:59:09.652	
7 -	44.607	30.718	1:15.325	78.40	1.525	14:00:24.977	
8 -	44.866	30.467	1:15.333	78.39	1.533	14:01:40.310	

P23 18 J		George HIGGINS		Kawasaki NINJA 400 - Aztec Racing			
IDEAL LAP TIME : 1:14.193		BEST LAP TIME : 1:14.193		DIFFERENCE : 0.000			
LAP	SECTOR 1	SECTOR 2	LAP TIME	MPH	DIFF	TIME OF DAY	
1 -		31.170	1:21.130	72.79	6.937	13:52:58.443	
2 -	45.082	30.495	1:15.577	78.14	1.384	13:54:14.020	
3 -	45.336	30.346	1:15.682	78.03	1.489	13:55:29.702	
4 -	44.056	30.137	1:14.193 (1)	79.59		13:56:43.895	
5 -	44.120	30.927	1:15.047	78.69	0.854	13:57:58.942	
6 -	44.899	30.723	1:15.622	78.09	1.429	13:59:14.564	
7 -	44.408	30.297	1:14.705 (3)	79.05	0.512	14:00:29.269	
8 -	44.212	30.242	1:14.454 (2)	79.31	0.261	14:01:43.723	

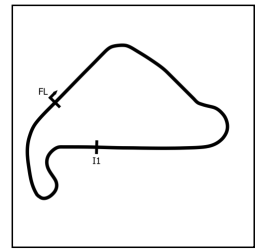
P24 62 S		Nicholas BETTRIDGE		Kawasaki NINJA - Weald builders			
IDEAL LAP TIME : 1:14.560		BEST LAP TIME : 1:14.954		DIFFERENCE : 0.394			
LAP	SECTOR 1	SECTOR 2	LAP TIME	MPH	DIFF	TIME OF DAY	
1 -		30.844	1:20.081	73.74	5.127	13:52:57.394	
2 -	43.716	31.306	1:15.022 (2)	78.71	0.068	13:54:12.416	
3 -	43.940	31.014	1:14.954 (1)	78.79		13:55:27.370	
4 -	44.078	31.293	1:15.371	78.35	0.417	13:56:42.741	
5 -	44.284	31.955	1:16.239	77.46	1.285	13:57:58.980	
6 -	44.557	31.288	1:15.845	77.86	0.891	13:59:14.825	
7 -	44.642	31.259	1:15.901	77.80	0.947	14:00:30.726	
8 -	44.452	30.896	1:15.348 (3)	78.37	0.394	14:01:46.074	

P25 400 S		Stuart THURTLÉ		Kawasaki NINJA 400 - TeamTortoise Racing			
IDEAL LAP TIME : 1:15.491		BEST LAP TIME : 1:15.645		DIFFERENCE : 0.154			
LAP	SECTOR 1	SECTOR 2	LAP TIME	MPH	DIFF	TIME OF DAY	
1 -		31.039	1:21.341	72.60	5.696	13:52:58.654	
2 -	45.216	31.235	1:16.451	77.24	0.806	13:54:15.105	
3 -	44.630	31.015	1:15.645 (1)	78.07		13:55:30.750	
4 -	44.852	31.292	1:16.144	77.55	0.499	13:56:46.894	
5 -	44.928	31.432	1:16.360	77.33	0.715	13:58:03.254	
6 -	44.695	31.513	1:16.208	77.49	0.563	13:59:19.462	
7 -	44.609	31.451	1:16.060 (3)	77.64	0.415	14:00:35.522	
8 -	44.476	31.296	1:15.772 (2)	77.93	0.127	14:01:51.294	

BMCRC - MRO Championships 2022 - Rnd 2 @ Silverstone National

ACU Team Green Junior Cup & Senior 300

RACE 5 - SECTOR ANALYSIS



SECTOR 1 = FL to I1, SECTOR 2 = I1 to FL, DIFF = Difference To Personal Best Lap, P = Crossed Finish Line in Pit Lane, D = Time Disallowed

P26		56 S		Jack HAYES-WOLFF		Kawasaki NINJA 300 -	
IDEAL LAP TIME : 1:15.515		BEST LAP TIME : 1:15.585		DIFFERENCE : 0.070			
LAP	SECTOR 1	SECTOR 2	LAP TIME	MPH	DIFF	TIME OF DAY	
1 -		31.283	1:21.692	72.29	6.107	13:52:59.005	
2 -	44.880	30.705	1:15.585 (1)	78.13		13:54:14.590	
3 -	44.971	30.810	1:15.781 (2)	77.93	0.196	13:55:30.371	
4 -	44.943	31.088	1:16.031 (3)	77.67	0.446	13:56:46.402	
5 -	45.474	31.985	1:17.459	76.24	1.874	13:58:03.861	
6 -	45.192	31.551	1:16.743	76.95	1.158	13:59:20.604	
7 -	44.810	31.370	1:16.180	77.52	0.595	14:00:36.784	
8 -	44.994	31.222	1:16.216	77.48	0.631	14:01:53.000	

P27		173 S		Jason HEANAN		Kawasaki NINJA 300 -	
IDEAL LAP TIME : 1:15.377		BEST LAP TIME : 1:15.704		DIFFERENCE : 0.327			
LAP	SECTOR 1	SECTOR 2	LAP TIME	MPH	DIFF	TIME OF DAY	
1 -		31.451	1:22.425	71.64	6.721	13:52:59.738	
2 -	45.622	30.968	1:16.590	77.10	0.886	13:54:16.328	
3 -	45.312	30.976	1:16.288	77.41	0.584	13:55:32.616	
4 -	45.103	30.690	1:15.793 (2)	77.91	0.089	13:56:48.409	
5 -	45.169	30.535	1:15.704 (1)	78.00		13:58:04.113	
6 -	46.614	30.274	1:16.888	76.80	1.184	13:59:21.001	
7 -	45.300	30.663	1:15.963 (3)	77.74	0.259	14:00:36.964	
8 -	45.376	31.068	1:16.444	77.25	0.740	14:01:53.408	

P28		73 S		Jemma HANNAFORD		Kawasaki NINJA 300 -	
IDEAL LAP TIME : 1:16.045		BEST LAP TIME : 1:16.206		DIFFERENCE : 0.161			
LAP	SECTOR 1	SECTOR 2	LAP TIME	MPH	DIFF	TIME OF DAY	
1 -		33.538	1:27.066	67.82	10.860	13:53:04.379	
2 -	45.988	31.963	1:17.951	75.76	1.745	13:54:22.330	
3 -	45.209	31.521	1:16.730	76.96	0.524	13:55:39.060	
4 -	45.643	31.643	1:17.286	76.41	1.080	13:56:56.346	
5 -	44.757	31.584	1:16.341 (3)	77.35	0.135	13:58:12.687	
6 -	44.786	31.480	1:16.266 (2)	77.43	0.060	13:59:28.953	
7 -	44.918	31.288	1:16.206 (1)	77.49		14:00:45.159	
8 -	45.308	31.553	1:16.861	76.83	0.655	14:02:02.020	

P29		14 J		Maryann McCARTNEY		Kawasaki NINJA 300 -	
IDEAL LAP TIME : 1:16.105		BEST LAP TIME : 1:16.411		DIFFERENCE : 0.306			
LAP	SECTOR 1	SECTOR 2	LAP TIME	MPH	DIFF	TIME OF DAY	
1 -		32.007	1:24.421	69.95	8.010	13:53:01.734	
2 -	46.701	31.826	1:18.527	75.20	2.116	13:54:20.261	
3 -	46.573	31.423	1:17.996	75.71	1.585	13:55:38.257	
4 -	46.386	31.319	1:17.705	76.00	1.294	13:56:55.962	
5 -	46.319	30.939	1:17.258 (3)	76.44	0.847	13:58:13.220	
6 -	45.166	31.245	1:16.411 (1)	77.28		13:59:29.631	
7 -	45.634	31.577	1:17.211 (2)	76.48	0.800	14:00:46.842	
8 -	46.219	31.135	1:17.354	76.34	0.943	14:02:04.196	

P30		4 S		Nigel FRANKLIN		Kawasaki NINJA 300 - Jane Franklin	
IDEAL LAP TIME : 1:17.645		BEST LAP TIME : 1:17.645		DIFFERENCE : 0.000			
LAP	SECTOR 1	SECTOR 2	LAP TIME	MPH	DIFF	TIME OF DAY	
1 -		32.561	1:24.805	69.63	7.160	13:53:02.118	
2 -	46.934	32.068	1:19.002	74.75	1.357	13:54:21.120	
3 -	46.326	31.319	1:17.645 (1)	76.05		13:55:38.765	
4 -	46.866	31.799	1:18.665 (2)	75.07	1.020	13:56:57.430	
5 -	46.646	32.872	1:19.518	74.26	1.873	13:58:16.948	
6 -	46.378	32.465	1:18.843 (3)	74.90	1.198	13:59:35.791	
7 -	47.113	31.884	1:18.997	74.75	1.352	14:00:54.788	

BMCRC - MRO Championships 2022 - Rnd 2 @ Silverstone National

ACU Team Green Junior Cup & Senior 300

RACE 5 - SECTOR ANALYSIS



SECTOR 1 = FL to I1, SECTOR 2 = I1 to FL, DIFF = Difference To Personal Best Lap, P = Crossed Finish Line in Pit Lane, D = Time Disallowed

P31 54 S Ben SCOTT		Kawasaki NINJA 300 - GI Landscapes VampTech				
IDEAL LAP TIME : 1:17.092		BEST LAP TIME : 1:17.092		DIFFERENCE : 0.000		
LAP	SECTOR 1	SECTOR 2	LAP TIME	MPH	DIFF	TIME OF DAY
1 -		33.440	1:26.796	68.04	9.704	13:53:04.109
2 -	47.311	32.551	1:19.862	73.94	2.770	13:54:23.971
3 -	45.826	32.081	1:17.907 (2)	75.80	0.815	13:55:41.878
4 -	45.663	31.429	1:17.092 (1)	76.60		13:56:58.970
5 -	46.115	32.369	1:18.484 (3)	75.24	1.392	13:58:17.454
6 -	46.125	32.988	1:19.113	74.64	2.021	13:59:36.567
7 -	46.602	32.503	1:19.105	74.65	2.013	14:00:55.672

P32 19 J James O'MARA		Kawasaki NINJA 400 - BRP Machining Ltd				
IDEAL LAP TIME : 1:09.117		BEST LAP TIME : 1:09.265		DIFFERENCE : 0.148		
LAP	SECTOR 1	SECTOR 2	LAP TIME	MPH	DIFF	TIME OF DAY
1 -		28.698	1:12.916	80.99	3.651	13:52:50.229
2 -	41.833	28.430	1:10.263	84.05	0.998	13:54:00.492
3 -	41.244	28.021	1:09.265 (1)	85.26		13:55:09.757
4 -	41.315	28.253	1:09.568 (2)	84.89	0.303	13:56:19.325
5 -	41.470	28.101	1:09.571 (3)	84.88	0.306	13:57:28.896

P33 131 J Dylan MELLOR		Kawasaki NINJA 300 - BDS Motorcycles				
IDEAL LAP TIME : 1:08.790		BEST LAP TIME : 1:09.012		DIFFERENCE : 0.222		
LAP	SECTOR 1	SECTOR 2	LAP TIME	MPH	DIFF	TIME OF DAY
1 -		28.673	1:12.884	81.02	3.872	13:52:50.197
2 -	41.626	28.144	1:09.770 (2)	84.64	0.758	13:53:59.967
3 -	41.566	28.699	1:10.265	84.04	1.253	13:55:10.232
4 -	41.149	27.863	1:09.012 (1)	85.57		13:56:19.244
5 -	41.577	28.351	1:09.928 (3)	84.45	0.916	13:57:29.172

P34 118 J Max HALL		Kawasaki NINJA 300 - Racecraft rider development				
IDEAL LAP TIME : 1:09.881		BEST LAP TIME : 1:09.974		DIFFERENCE : 0.093		
LAP	SECTOR 1	SECTOR 2	LAP TIME	MPH	DIFF	TIME OF DAY
1 -		28.486	1:13.219	80.65	3.245	13:52:50.532
2 -	42.246	27.992	1:10.238 (2)	84.08	0.264	13:54:00.770
3 -	42.091	28.149	1:10.240 (3)	84.07	0.266	13:55:11.010
4 -	41.889	28.085	1:09.974 (1)	84.39		13:56:20.984

BMCRC - MRO Championships 2022 - Rnd 2 @ Silverstone National

ACU Team Green Junior Cup & Senior 300

RACE 5 - BEST SECTORS

SECTOR 1				SECTOR 2				IDEAL / BEST COMPARISON				
POS	NO	NAME	TIME	NO	NAME	TIME	POS	NO	NAME	IDEAL	BEST	DIFF
									PERFECT LAP	1:08.529		
1	131	MELLOR	40.927	8	ATKINSON	27.602	1	60	DOCHERTY	1:08.769	1:08.831	0.062
2	60	DOCHERTY	41.016	60	DOCHERTY	27.753	2	131	MELLOR	1:08.790	1:09.012	0.222
3	19	O'MARA	41.096	131	MELLOR	27.863	3	8	ATKINSON	1:09.075	1:09.269	0.194
4	97	PLATT	41.201	97	PLATT	27.922	4	19	O'MARA	1:09.117	1:09.265	0.148
5	8	ATKINSON	41.473	118	HALL	27.992	5	97	PLATT	1:09.123	1:09.123	0.000
6	67	JONES	41.831	19	O'MARA	28.021	6	118	HALL	1:09.881	1:09.974	0.093
7	311	WARD	41.880	777	HARDY	28.390	7	311	WARD	1:10.274	1:10.274	0.000
8	118	HALL	41.889	311	WARD	28.394	8	777	HARDY	1:10.605	1:10.611	0.006
9	58	WOOD	42.009	125	JOLLIFFE	28.499	9	77	WHITE	1:10.648	1:10.737	0.089
10	77	WHITE	42.136	77	WHITE	28.512	10	125	JOLLIFFE	1:10.667	1:10.722	0.055
11	31	PARK	42.154	31	PARK	28.587	11	31	PARK	1:10.741	1:10.741	0.000
12	125	JOLLIFFE	42.168	34	ARBON	28.588	12	67	JONES	1:10.864	1:10.864	0.000
13	20	MUIR	42.184	95	MARSHALL	28.979	13	34	ARBON	1:10.891	1:11.001	0.110
14	777	HARDY	42.215	67	JONES	29.033	14	20	MUIR	1:11.250	1:11.409	0.159
15	66	SMITH	42.223	20	MUIR	29.066	15	91	HIRST	1:11.379	1:11.497	0.118
16	91	HIRST	42.224	91	HIRST	29.155	16	58	WOOD	1:11.387	1:11.798	0.411
17	34	ARBON	42.303	27	DORLING	29.314	17	95	MARSHALL	1:11.554	1:12.093	0.539
18	27	DORLING	42.471	58	WOOD	29.378	18	27	DORLING	1:11.785	1:12.104	0.319
19	48	SABBARTON	42.524	48	SABBARTON	29.386	19	66	SMITH	1:11.860	1:12.302	0.442
20	0	BREESE	42.546	0	BREESE	29.393	20	48	SABBARTON	1:11.910	1:12.248	0.338
21	95	MARSHALL	42.575	66	SMITH	29.637	21	0	BREESE	1:11.939	1:12.360	0.421
22	50	YELDHAM	42.728	70	WHITE	29.884	22	50	YELDHAM	1:12.623	1:12.623	0.000
23	10	BRUNSDON	43.044	50	YELDHAM	29.895	23	32	MURRAY	1:13.115	1:13.126	0.011
24	32	MURRAY	43.215	32	MURRAY	29.900	24	10	BRUNSDON	1:13.132	1:13.256	0.124
25	62	BETTRIDGE	43.716	10	BRUNSDON	30.088	25	70	WHITE	1:13.800	1:13.800	0.000
26	70	WHITE	43.916	18	HIGGINS	30.137	26	18	HIGGINS	1:14.193	1:14.193	0.000
27	18	HIGGINS	44.056	173	HEANAN	30.274	27	62	BETTRIDGE	1:14.560	1:14.954	0.394
28	400	THURTL	44.476	56	HAYES-WOLFF	30.705	28	173	HEANAN	1:15.377	1:15.704	0.327
29	73	HANNAFORD	44.757	62	BETTRIDGE	30.844	29	400	THURTL	1:15.491	1:15.645	0.154
30	56	HAYES-WOLFF	44.810	14	McCARTNEY	30.939	30	56	HAYES-WOLFF	1:15.515	1:15.585	0.070
31	173	HEANAN	45.103	400	THURTL	31.015	31	73	HANNAFORD	1:16.045	1:16.206	0.161
32	14	McCARTNEY	45.166	73	HANNAFORD	31.288	32	14	McCARTNEY	1:16.105	1:16.411	0.306
33	54	SCOTT	45.663	4	FRANKLIN	31.319	33	54	SCOTT	1:17.092	1:17.092	0.000
34	4	FRANKLIN	46.326	54	SCOTT	31.429	34	4	FRANKLIN	1:17.645	1:17.645	0.000
35												

BMCRC - MRO Championships 2022 - Rnd 2 @ Silverstone National

ACU Team Green Junior Cup & Senior 300

RACE 5 - STATISTICS

Competitors Started 34
Planned Start 2022-04-02 @ 13:05:00.000
Actual Start 2022-04-02 @ 13:51:37.312
Finish Time 2022-04-02 @ 14:00:54.634
Track Length 1.6404mi.
Total Laps 260
Total Distance Covered 426.5204mi.

Session Fastest Lap History

NO	CL	NAME	LAP TIME	TIME OF DAY	LAP	VEHICLE
60	J	Lennon DOCHERTY	1:09.362	13:53:58.534	2	Kawasaki NINJA 400
60	J	Lennon DOCHERTY	1:09.009	13:55:07.545	3	Kawasaki NINJA 400
60	J	Lennon DOCHERTY	1:08.831	13:56:16.376	4	Kawasaki NINJA 400

Session Leader History

NO	CL	NAME	FROM LAP	LAPS LED	DISTANCE	VEHICLE
60	J	Lennon DOCHERTY	1	8	13.12 miles	Kawasaki NINJA 400

Flag History

TYPE	TIME OF DAY
GREEN	13:51:37.312
FINISH	14:00:54.634

Flag Statistics

TYPE	COUNT	TOTAL LAPS	TOTAL TIME
Green	1	8	10:39.708
Red	0	0	0.000
Safety Car	0	0	0.000
FCY	0	0	0.000

BMCRC - MRO Championships 2022 - Rnd 2 @ Silverstone National

ACU Team Green Junior Cup & Senior 300

RACE 5 - STATISTICS

CLASS : J

20 Starters

Fastest Lap History

NO	NAME	LAP TIME	TIME OF DAY	LAP	VEHICLE
60	Lennon DOCHERTY	1:09.362	13:53:58.534	2	Kawasaki NINJA 400
60	Lennon DOCHERTY	1:09.009	13:55:07.545	3	Kawasaki NINJA 400
60	Lennon DOCHERTY	1:08.831	13:56:16.376	4	Kawasaki NINJA 400

Leader History

NO	NAME	FROM LAP	LAPS LED	DISTANCE	VEHICLE
60	Lennon DOCHERTY	1	8	13.12 miles	Kawasaki NINJA 400

BMCRC - MRO Championships 2022 - Rnd 2 @ Silverstone National

ACU Team Green Junior Cup & Senior 300

RACE 5 - STATISTICS

CLASS : S

14 Starters

Fastest Lap History

NO	NAME	LAP TIME	TIME OF DAY	LAP	VEHICLE
8	Phil ATKINSON	1:09.647	13:53:59.769	2	Kawasaki NINJA 400
8	Phil ATKINSON	1:09.269	13:55:09.038	3	Kawasaki NINJA 400

Leader History

NO	NAME	FROM LAP	LAPS LED	DISTANCE	VEHICLE
8	Phil ATKINSON	1	8	13.12 miles	Kawasaki NINJA 400

BMCRC - MRO Championships 2022 - Rnd 2 @ Silverstone National



ACU Team Green Junior Cup & Senior 300

RACE 14 - GRID (8 Laps)



ROW 12	36	81	Chris ROSE	1:17.645	35	4	Nigel FRANKLIN	34	155	Brandon BAKER				
ROW 11				1:17.092	33	54	Ben SCOTT	32	14	Maryann McCARTNEY	31	73	Jemma HANNAFORD	1:16.206
ROW 10				1:15.704	30	173	Jason HEANAN	29	400	Stuart THURTL	28	56	Jack HAYES-WOLFF	1:15.585
ROW 9				1:14.954	27	62	Nicholas BETTRIDGE	26	18	George HIGGINS	25	70	Justin WHITE	1:13.800
ROW 8				1:13.256	24	10	Mike BRUNSDON	23	32	Conor MURRAY	22	50	Jay YELDHAM	1:12.623
ROW 7				1:12.360	21	0	Konrad BREESE	20	66	Mark SMITH	19	48	Kevin SABBARTON	1:12.248
ROW 6				1:12.104	18	27	Felix DORLING	17	95	Greg MARSHALL	16	58	Matthew WOOD	1:11.798
ROW 5				1:11.497	15	91	Sam HIRST	14	20	Jack MUIR	13	34	Oliver ARBON	1:11.001
ROW 4				1:10.864	12	67	Iwan JONES	11	31	Robbie PARK	10	77	Joe WHITE	1:10.737
ROW 3				1:10.722	9	125	Ben JOLLIFFE	8	777	Maximus HARDY	7	311	Nathan-Ellis WARD	1:10.274
ROW 2				1:09.974	6	118	Max HALL	5	8	Phil ATKINSON	4	19	James O'MARA	1:09.265
ROW 1				1:09.123	3	97	Ben PLATT	2	131	Dylan MELLOR	1	60	Lennon DOCHERTY	1:08.831
Pole														

Silverstone National: 1.6404 miles

These results are provisional until the conclusion of any judicial and technical matters.

Clerk Of Course :	Stewards :	Timekeeper : Craig Smith
-------------------	------------	--------------------------

Results can be found at www.tsl-timing.com

Printed - 14:07 Saturday, 02 April 2022



ACU Team Green Junior Cup & Senior 300

RACE 14 - CLASSIFICATION

Kawasaki

POS	NO	CL	PIC NAME	ENTRY	LAPS	TIME	GAP	DIFF	MPH	BEST	ON
1	8	S	1 Phil ATKINSON	Kawasaki NINJA 400 - ROSE MOT	5	6:13.991			78.95	1:12.322	5
2	131	J	1 Dylan MELLOR	Kawasaki NINJA 300 - BDS Motorcycles	5	6:14.111	0.120	0.120	78.92	1:12.394	5
3	777	J	2 Maximus HARDY	Kawasaki NINJA 400 - DAD	5	6:14.766	0.775	0.655	78.79	1:12.344	5
4	19	J	3 James O'MARA	Kawasaki NINJA 400 - BRP Machining Ltd	5	6:15.983	1.992	1.217	78.53	1:13.086	5
5	60	J	4 Lennon DOCHERTY	Kawasaki NINJA 400 - Doc Fit Training	5	6:17.095	3.104	1.112	78.30	1:12.617	5
6	118	J	5 Max HALL	Kawasaki NINJA 300 - Racecraft rider development	5	6:17.974	3.983	0.879	78.12	1:12.526	5
7	311	J	6 Nathan-Ellis WARD	Kawasaki NINJA 300 - Zipped up racing	5	6:18.055	4.064	0.081	78.10	1:12.437	5
8	67	J	7 Iwan JONES	Kawasaki NINJA 300 - Danosh Services Ltd	5	6:20.557	6.566	2.502	77.59	1:14.030	5
9	34	J	8 Oliver ARBON	Kawasaki NINJA 400 - tt plumbing and heating	5	6:20.631	6.640	0.074	77.57	1:13.809	5
10	20	J	9 Jack MUIR	Kawasaki NINJA 400 -	5	6:20.728	6.737	0.097	77.55	1:12.013	5
11	58	J	10 Matthew WOOD	Kawasaki NINJA 300 -	5	6:22.311	8.320	1.583	77.23	1:12.908	5
12	0	S	2 Konrad BREESE	Kawasaki NINJA 400 - STIHL Racing	5	6:23.167	9.176	0.856	77.06	1:13.851	5
13	125	J	11 Ben JOLLIFFE	Kawasaki NINJA 300 -	5	6:29.441	15.450	6.274	75.82	1:15.111	5
14	95	J	12 Greg MARSHALL	Kawasaki NINJA 300 - Mum & Dad; HEL Performanc	5	6:29.711	15.720	0.270	75.76	1:14.512	4
15	91	J	13 Sam HIRST	Kawasaki NINJA - Valley Racing	5	6:29.965	15.974	0.254	75.72	1:14.558	5
16	10	S	3 Mike BRUNSDON	Kawasaki NINJA 400 - CF Fairford	5	6:34.330	20.339	4.365	74.88	1:15.901	5
17	70	S	4 Justin WHITE	Kawasaki NINJA 400 - Just In Graphics	5	6:34.769	20.778	0.439	74.79	1:16.602	5
18	66	S	5 Mark SMITH	Kawasaki NINJA 300 - MHP EXHAUST'S	5	6:36.518	22.527	1.749	74.46	1:16.648	5
19	77	J	14 Joe WHITE	Kawasaki NINJA 400 - Just In Graphics /MZ CONTR	5	6:40.576	26.585	4.058	73.71	1:19.000	3
20	14	J	15 Maryann McCARTNEY	Kawasaki NINJA 300 -	5	6:45.341	31.350	4.765	72.84	1:19.183	5
21	27	J	16 Felix DORLING	Kawasaki NINJA 400 - Kernow Controls	5	6:46.791	32.800	1.450	72.58	1:18.220	5
22	50	J	17 Jay YELDHAM	Kawasaki NINJA 400 - WKD Installations	5	6:47.046	33.055	0.255	72.54	1:18.367	5
23	32	S	6 Conor MURRAY	Kawasaki NINJA 300 -	5	6:48.367	34.376	1.321	72.30	1:19.291	3
24	62	S	7 Nicholas BETTRIDGE	Kawasaki NINJA - Weald builders	5	6:49.531	35.540	1.164	72.10	1:19.005	5
25	400	S	8 Stuart THURTL	Kawasaki NINJA 400 - TeamTortoise Racing	5	6:49.942	35.951	0.411	72.03	1:19.219	5
26	73	S	9 Jemma HANNAFORD	Kawasaki NINJA 300 -	5	6:50.244	36.253	0.302	71.97	1:18.948	5
27	18	J	18 George HIGGINS	Kawasaki NINJA 400 - Aztec Racing	5	6:50.652	36.661	0.408	71.90	1:19.475	5
28	56	S	10 Jack HAYES-WOLFF	Kawasaki NINJA 300 -	5	6:50.871	36.880	0.219	71.86	1:19.214	5
29	173	S	11 Jason HEANAN	Kawasaki NINJA 300 -	5	7:01.626	47.635	10.755	70.03	1:22.085	4
30	155	J	19 Brandon BAKER	Kawasaki NINJA 300 - K-66, ION.	5	7:06.317	52.326	4.691	69.26	1:19.900	4
31	54	S	12 Ben SCOTT	Kawasaki NINJA 300 - GI Landscapes VampTech	5	7:16.081	1:02.090	9.764	67.71	1:25.241	4

NOT CLASSIFIED

DNF	97	J	Ben PLATT	Kawasaki NINJA 400 - adss ltd	4	5:19.137	1 Lap	1 Lap	74.02	1:14.459	3
DNF	31	J	Robbie PARK	Kawasaki NINJA - Chel & Wa Gillot	2	2:36.025	3 Laps	2 Laps	75.70	1:16.885	2
DNF	48	S	Kevin SABBARTON	Kawasaki NINJA 300 -	0						

FASTEST LAP

20	J	Jack MUIR	Kawasaki NINJA 400 -	5	1:12.013	82.00 mph	131.97 kph
8	S	Phil ATKINSON	Kawasaki NINJA 400 - ROSE MOT	5	1:12.322	81.65 mph	131.41 kph

Class S - 92.5% of Race Speed = 73.02 mph

Class J - 92.5% of Race Speed = 73.00 mph

Weather / Track : Cloudy / Drying

These results are provisional until the conclusion of any judicial and technical matters.

Race Distance: 5 Laps / 8.20 miles

Silverstone National: 1.6404 miles

Date: 02/04/2022 Start: 17:34 Finish: 17:40

Clerk Of Course :	Stewards :	Timekeeper : Craig Smith
-------------------	------------	--------------------------

Results can be found at www.tsl-timing.com

Printed - 17:43 Saturday, 02 April 2022



BMCRC - MRO Championships 2022 - Rnd 2 @ Silverstone National

ACU Team Green Junior Cup & Senior 300

RACE 14 - LAP CHART

LAP 1 @ 17:35:48.250

NO	BEHIND	LAP TIME
60		1:18.407
131	0.316	1:18.723
777	0.410	1:18.817
97	0.555	1:18.962
31	0.733	1:19.140
19	0.853	1:19.260
8	1.003	1:19.410
311	1.338	1:19.745
34	2.824	1:21.231
67	3.282	1:21.689
77	3.552	1:21.959
125	3.791	1:22.198
0	3.932	1:22.339
20	4.003	1:22.410
118	4.069	1:22.476
58	4.219	1:22.626
95	4.499	1:22.906
91	4.538	1:22.945
66	6.021	1:24.428
70	6.489	1:24.896
10	6.635	1:25.042
27	7.815	1:26.222
62	8.333	1:26.740
14	8.668	1:27.075
32	8.875	1:27.282
50	9.265	1:27.672
400	9.577	1:27.984
18	9.694	1:28.101
56	9.868	1:28.275
173	10.473	1:28.880
73	11.630	1:30.037
54	14.333	1:32.740
155	22.524	1:40.931

LAP 2 @ 17:37:04.492

NO	BEHIND	LAP TIME
8		1:15.239
777	0.015	1:15.847
97	0.206	1:15.893
19	0.553	1:15.942
131	1.180	1:17.106
31	1.376	1:16.885
60	1.609	1:17.851
311	1.952	1:16.856
67	2.638	1:15.598
118	2.808	1:14.981
34	2.878	1:16.296
0	5.396	1:17.706
58	5.792	1:17.815
20	5.923	1:18.162
125	6.661	1:19.112
77	8.050	1:20.740
91	8.453	1:20.157
95	8.482	1:20.225
70	9.340	1:19.093
66	9.396	1:19.617
10	9.688	1:19.295
14	12.844	1:20.418
27	13.432	1:21.859
32	13.951	1:21.318
62	14.198	1:22.107
50	14.683	1:21.660
18	15.164	1:21.712

LAP 3 @ 17:38:18.237

NO	BEHIND	LAP TIME
8		1:13.745
777	0.546	1:14.276
131	0.820	1:13.385
97	0.920	1:14.459
19	1.288	1:14.480
60	2.332	1:14.468
311	2.837	1:14.630
67	3.879	1:14.986
118	4.056	1:14.993
34	4.076	1:14.943
0	6.753	1:15.102
20	6.906	1:14.728
58	7.097	1:15.050
125	9.417	1:16.501
95	11.734	1:16.997
91	11.916	1:17.208
70	13.065	1:17.470
77	13.305	1:19.000
10	13.535	1:17.592
66	13.899	1:18.248
14	18.561	1:19.462
32	19.497	1:19.291
27	20.062	1:20.375
50	20.266	1:19.328
62	21.976	1:21.523
400	22.163	1:20.737
18	23.071	1:21.652
73	23.117	1:20.978
56	23.142	1:21.312
173	28.712	1:23.217
54	36.969	1:26.726
155	37.922	1:21.363

LAP 4 @ 17:39:31.512

NO	BEHIND	LAP TIME
8		1:13.275
131	0.048	1:12.503
777	0.753	1:13.482
19	1.228	1:13.215
60	2.809	1:13.752
118	3.779	1:12.998
311	3.949	1:14.387
67	4.858	1:14.254
34	5.153	1:14.352
20	7.046	1:13.415
0	7.647	1:14.169
58	7.734	1:13.912
125	12.661	1:16.519
95	12.971	1:14.512
91	13.738	1:15.097
70	16.498	1:16.708
10	16.760	1:16.500
97	17.468	1:29.823 P
66	18.201	1:17.577
77	19.905	1:19.875
14	24.489	1:19.203

32	26.537	1:20.315
27	26.902	1:20.115
50	27.010	1:20.019
62	28.857	1:20.156
400	29.054	1:20.166
18	29.508	1:19.712
73	29.627	1:19.785
56	29.988	1:20.121
173	37.522	1:22.085
155	44.547	1:19.900
54	48.935	1:25.241

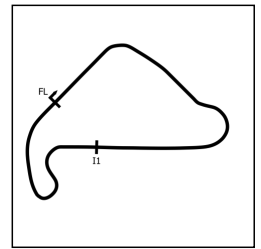
LAP 5 @ 17:40:43.834

NO	BEHIND	LAP TIME
8		1:12.322
131	0.120	1:12.394
777	0.775	1:12.344
19	1.992	1:13.086
60	3.104	1:12.617
118	3.983	1:12.526
311	4.064	1:12.437
67	6.566	1:14.030
34	6.640	1:13.809
20	6.737	1:12.013
58	8.320	1:12.908
0	9.176	1:13.851
125	15.450	1:15.111
95	15.720	1:15.071
91	15.974	1:14.558
10	20.339	1:15.901
70	20.778	1:16.602
66	22.527	1:16.648
77	26.585	1:19.002
14	31.350	1:19.183
27	32.800	1:18.220
50	33.055	1:18.367
32	34.376	1:20.161
62	35.540	1:19.005
400	35.951	1:19.219
73	36.253	1:18.948
18	36.661	1:19.475
56	36.880	1:19.214
173	47.635	1:22.435
155	52.326	1:20.101
54	1:02.090	1:25.477

BMCRC - MRO Championships 2022 - Rnd 2 @ Silverstone National

ACU Team Green Junior Cup & Senior 300

RACE 14 - SECTOR ANALYSIS



SECTOR 1 = FL to I1, SECTOR 2 = I1 to FL, DIFF = Difference To Personal Best Lap, P = Crossed Finish Line in Pit Lane, D = Time Disallowed

P1		8 S	Phil ATKINSON	Kawasaki NINJA 400 - ROSE MOT		
IDEAL LAP TIME : 1:12.322		BEST LAP TIME : 1:12.322		DIFFERENCE : 0.000		
LAP	SECTOR 1	SECTOR 2	LAP TIME	MPH	DIFF	TIME OF DAY
1 -		32.065	1:19.410	74.36	7.088	17:35:49.253
2 -	44.772	30.467	1:15.239	78.49	2.917	17:37:04.492
3 -	44.041	29.704	1:13.745 (3)	80.08	1.423	17:38:18.237
4 -	43.387	29.888	1:13.275 (2)	80.59	0.953	17:39:31.512
5 -	43.022	29.300	1:12.322 (1)	81.65		17:40:43.834

P2		131 J	Dylan MELLOR	Kawasaki NINJA 300 - BDS Motorcycles		
IDEAL LAP TIME : 1:11.865		BEST LAP TIME : 1:12.394		DIFFERENCE : 0.529		
LAP	SECTOR 1	SECTOR 2	LAP TIME	MPH	DIFF	TIME OF DAY
1 -		32.100	1:18.723	75.01	6.329	17:35:48.566
2 -	46.995	30.111	1:17.106	76.59	4.712	17:37:05.672
3 -	42.932	30.453	1:13.385 (3)	80.47	0.991	17:38:19.057
4 -	42.560	29.943	1:12.503 (2)	81.45	0.109	17:39:31.560
5 -	43.089	29.305	1:12.394 (1)	81.57		17:40:43.954

P3		777 J	Maximus HARDY	Kawasaki NINJA 400 - DAD		
IDEAL LAP TIME : 1:12.344		BEST LAP TIME : 1:12.344		DIFFERENCE : 0.000		
LAP	SECTOR 1	SECTOR 2	LAP TIME	MPH	DIFF	TIME OF DAY
1 -		31.972	1:18.817	74.92	6.473	17:35:48.660
2 -	44.492	31.355	1:15.847	77.86	3.503	17:37:04.507
3 -	44.083	30.193	1:14.276 (3)	79.50	1.932	17:38:18.783
4 -	42.942	30.540	1:13.482 (2)	80.36	1.138	17:39:32.265
5 -	42.888	29.456	1:12.344 (1)	81.63		17:40:44.609

P4		19 J	James O'MARA	Kawasaki NINJA 400 - BRP Machining Ltd		
IDEAL LAP TIME : 1:12.997		BEST LAP TIME : 1:13.086		DIFFERENCE : 0.089		
LAP	SECTOR 1	SECTOR 2	LAP TIME	MPH	DIFF	TIME OF DAY
1 -		32.513	1:19.260	74.50	6.174	17:35:49.103
2 -	45.285	30.657	1:15.942	77.76	2.856	17:37:05.045
3 -	43.808	30.672	1:14.480 (3)	79.29	1.394	17:38:19.525
4 -	42.730	30.485	1:13.215 (2)	80.66	0.129	17:39:32.740
5 -	42.512	30.574	1:13.086 (1)	80.80		17:40:45.826

P5		60 J	Lennon DOCHERTY	Kawasaki NINJA 400 - Doc Fit Training		
IDEAL LAP TIME : 1:12.617		BEST LAP TIME : 1:12.617		DIFFERENCE : 0.000		
LAP	SECTOR 1	SECTOR 2	LAP TIME	MPH	DIFF	TIME OF DAY
1 -		32.381	1:18.407	75.32	5.790	17:35:48.250
2 -	46.294	31.557	1:17.851	75.85	5.234	17:37:06.101
3 -	43.329	31.139	1:14.468 (3)	79.30	1.851	17:38:20.569
4 -	43.317	30.435	1:13.752 (2)	80.07	1.135	17:39:34.321
5 -	42.484	30.133	1:12.617 (1)	81.32		17:40:46.938

P6		118 J	Max HALL	Kawasaki NINJA 300 - Racecraft rider development		
IDEAL LAP TIME : 1:11.895		BEST LAP TIME : 1:12.526		DIFFERENCE : 0.631		
LAP	SECTOR 1	SECTOR 2	LAP TIME	MPH	DIFF	TIME OF DAY
1 -		33.129	1:22.476	71.60	9.950	17:35:52.319
2 -	44.108	30.873	1:14.981 (3)	78.76	2.455	17:37:07.300
3 -	44.365	30.628	1:14.993	78.74	2.467	17:38:22.293
4 -	43.814	29.184	1:12.998 (2)	80.90	0.472	17:39:35.291
5 -	42.711	29.815	1:12.526 (1)	81.42		17:40:47.817

BMCRC - MRO Championships 2022 - Rnd 2 @ Silverstone National

ACU Team Green Junior Cup & Senior 300

RACE 14 - SECTOR ANALYSIS



SECTOR 1 = FL to I1, SECTOR 2 = I1 to FL, DIFF = Difference To Personal Best Lap, P = Crossed Finish Line in Pit Lane, D = Time Disallowed

P7 311 J		Nathan-Ellis WARD		Kawasaki NINJA 300 - Zipped up racing		
IDEAL LAP TIME : 1:12.437		BEST LAP TIME : 1:12.437		DIFFERENCE : 0.000		
LAP	SECTOR 1	SECTOR 2	LAP TIME	MPH	DIFF	TIME OF DAY
1 -		32.322	1:19.745	74.05	7.308	17:35:49.588
2 -	45.662	31.194	1:16.856	76.84	4.419	17:37:06.444
3 -	43.642	30.988	1:14.630 (3)	79.13	2.193	17:38:21.074
4 -	43.458	30.929	1:14.387 (2)	79.39	1.950	17:39:35.461
5 -	42.454	29.983	1:12.437 (1)	81.52		17:40:47.898

P8 67 J		Iwan JONES		Kawasaki NINJA 300 - Danosh Services Ltd		
IDEAL LAP TIME : 1:14.030		BEST LAP TIME : 1:14.030		DIFFERENCE : 0.000		
LAP	SECTOR 1	SECTOR 2	LAP TIME	MPH	DIFF	TIME OF DAY
1 -		32.607	1:21.689	72.29	7.659	17:35:51.532
2 -	44.749	30.849	1:15.598	78.11	1.568	17:37:07.130
3 -	43.967	31.019	1:14.986 (3)	78.75	0.956	17:38:22.116
4 -	43.823	30.431	1:14.254 (2)	79.53	0.224	17:39:36.370
5 -	43.760	30.270	1:14.030 (1)	79.77		17:40:50.400

P9 34 J		Oliver ARBON		Kawasaki NINJA 400 - tt plumbing and heating		
IDEAL LAP TIME : 1:13.555		BEST LAP TIME : 1:13.809		DIFFERENCE : 0.254		
LAP	SECTOR 1	SECTOR 2	LAP TIME	MPH	DIFF	TIME OF DAY
1 -		32.869	1:21.231	72.70	7.422	17:35:51.074
2 -	44.714	31.582	1:16.296	77.40	2.487	17:37:07.370
3 -	43.900	31.043	1:14.943 (3)	78.80	1.134	17:38:22.313
4 -	43.877	30.475	1:14.352 (2)	79.42	0.543	17:39:36.665
5 -	43.080	30.729	1:13.809 (1)	80.01		17:40:50.474

P10 20 J		Jack MUIR		Kawasaki NINJA 400 -		
IDEAL LAP TIME : 1:12.013		BEST LAP TIME : 1:12.013		DIFFERENCE : 0.000		
LAP	SECTOR 1	SECTOR 2	LAP TIME	MPH	DIFF	TIME OF DAY
1 -		32.966	1:22.410	71.66	10.397	17:35:52.253
2 -	47.246	30.916	1:18.162	75.55	6.149	17:37:10.415
3 -	44.297	30.431	1:14.728 (3)	79.02	2.715	17:38:25.143
4 -	43.655	29.760	1:13.415 (2)	80.44	1.402	17:39:38.558
5 -	42.546	29.467	1:12.013 (1)	82.00		17:40:50.571

P11 58 J		Matthew WOOD		Kawasaki NINJA 300 -		
IDEAL LAP TIME : 1:12.908		BEST LAP TIME : 1:12.908		DIFFERENCE : 0.000		
LAP	SECTOR 1	SECTOR 2	LAP TIME	MPH	DIFF	TIME OF DAY
1 -		32.803	1:22.626	71.47	9.718	17:35:52.469
2 -	46.393	31.422	1:17.815	75.89	4.907	17:37:10.284
3 -	44.356	30.694	1:15.050 (3)	78.68	2.142	17:38:25.334
4 -	43.438	30.474	1:13.912 (2)	79.90	1.004	17:39:39.246
5 -	42.467	30.441	1:12.908 (1)	81.00		17:40:52.154

P12 0 S		Konrad BREESE		Kawasaki NINJA 400 - STIHL Racing		
IDEAL LAP TIME : 1:13.851		BEST LAP TIME : 1:13.851		DIFFERENCE : 0.000		
LAP	SECTOR 1	SECTOR 2	LAP TIME	MPH	DIFF	TIME OF DAY
1 -		32.644	1:22.339	71.72	8.488	17:35:52.182
2 -	46.254	31.452	1:17.706	76.00	3.855	17:37:09.888
3 -	44.269	30.833	1:15.102 (3)	78.63	1.251	17:38:24.990
4 -	43.588	30.581	1:14.169 (2)	79.62	0.318	17:39:39.159
5 -	43.332	30.519	1:13.851 (1)	79.96		17:40:53.010

BMCRC - MRO Championships 2022 - Rnd 2 @ Silverstone National

ACU Team Green Junior Cup & Senior 300

RACE 14 - SECTOR ANALYSIS



SECTOR 1 = FL to I1, SECTOR 2 = I1 to FL, DIFF = Difference To Personal Best Lap, P = Crossed Finish Line in Pit Lane, D = Time Disallowed

P13 125 J		Ben JOLLIFFE		Kawasaki NINJA 300 -		
IDEAL LAP TIME : 1:14.995		BEST LAP TIME : 1:15.111		DIFFERENCE : 0.116		
LAP	SECTOR 1	SECTOR 2	LAP TIME	MPH	DIFF	TIME OF DAY
1 -		33.223	1:22.198	71.84	7.087	17:35:52.041
2 -	47.233	31.879	1:19.112	74.64	4.001	17:37:11.153
3 -	44.314	32.187	1:16.501 (2)	77.19	1.390	17:38:27.654
4 -	44.931	31.588	1:16.519 (3)	77.17	1.408	17:39:44.173
5 -	44.430	30.681	1:15.111 (1)	78.62		17:40:59.284

P14 95 J		Greg MARSHALL		Kawasaki NINJA 300 - Mum & Dad; HEL Performance		
IDEAL LAP TIME : 1:14.250		BEST LAP TIME : 1:14.512		DIFFERENCE : 0.262		
LAP	SECTOR 1	SECTOR 2	LAP TIME	MPH	DIFF	TIME OF DAY
1 -		33.400	1:22.906	71.23	8.394	17:35:52.749
2 -	47.218	33.007	1:20.225	73.61	5.713	17:37:12.974
3 -	45.695	31.302	1:16.997 (3)	76.69	2.485	17:38:29.971
4 -	43.777	30.735	1:14.512 (1)	79.25		17:39:44.483
5 -	44.598	30.473	1:15.071 (2)	78.66	0.559	17:40:59.554

P15 91 J		Sam HIRST		Kawasaki NINJA - Valley Racing		
IDEAL LAP TIME : 1:14.558		BEST LAP TIME : 1:14.558		DIFFERENCE : 0.000		
LAP	SECTOR 1	SECTOR 2	LAP TIME	MPH	DIFF	TIME OF DAY
1 -		33.383	1:22.945	71.19	8.387	17:35:52.788
2 -	46.856	33.301	1:20.157	73.67	5.599	17:37:12.945
3 -	45.836	31.372	1:17.208 (3)	76.49	2.650	17:38:30.153
4 -	44.325	30.772	1:15.097 (2)	78.64	0.539	17:39:45.250
5 -	43.822	30.736	1:14.558 (1)	79.20		17:40:59.808

P16 10 S		Mike BRUNSDON		Kawasaki NINJA 400 - CF Fairford		
IDEAL LAP TIME : 1:15.692		BEST LAP TIME : 1:15.901		DIFFERENCE : 0.209		
LAP	SECTOR 1	SECTOR 2	LAP TIME	MPH	DIFF	TIME OF DAY
1 -		32.874	1:25.042	69.44	9.141	17:35:54.885
2 -	46.732	32.563	1:19.295	74.47	3.394	17:37:14.180
3 -	45.545	32.047	1:17.592 (3)	76.11	1.691	17:38:31.772
4 -	45.273	31.227	1:16.500 (2)	77.19	0.599	17:39:48.272
5 -	44.465	31.436	1:15.901 (1)	77.80		17:41:04.173

P17 70 S		Justin WHITE		Kawasaki NINJA 400 - Just In Graphics		
IDEAL LAP TIME : 1:16.489		BEST LAP TIME : 1:16.602		DIFFERENCE : 0.113		
LAP	SECTOR 1	SECTOR 2	LAP TIME	MPH	DIFF	TIME OF DAY
1 -		32.823	1:24.896	69.56	8.294	17:35:54.739
2 -	46.523	32.570	1:19.093	74.66	2.491	17:37:13.832
3 -	45.597	31.873	1:17.470 (3)	76.23	0.868	17:38:31.302
4 -	45.277	31.431	1:16.708 (2)	76.98	0.106	17:39:48.010
5 -	45.390	31.212	1:16.602 (1)	77.09		17:41:04.612

P18 66 S		Mark SMITH		Kawasaki NINJA 300 - MHP EXHAUST'S		
IDEAL LAP TIME : 1:16.648		BEST LAP TIME : 1:16.648		DIFFERENCE : 0.000		
LAP	SECTOR 1	SECTOR 2	LAP TIME	MPH	DIFF	TIME OF DAY
1 -		33.939	1:24.428	69.94	7.780	17:35:54.271
2 -	45.945	33.672	1:19.617	74.17	2.969	17:37:13.888
3 -	45.503	32.745	1:18.248 (3)	75.47	1.600	17:38:32.136
4 -	45.330	32.247	1:17.577 (2)	76.12	0.929	17:39:49.713
5 -	44.494	32.154	1:16.648 (1)	77.04		17:41:06.361

BMCRC - MRO Championships 2022 - Rnd 2 @ Silverstone National

ACU Team Green Junior Cup & Senior 300

RACE 14 - SECTOR ANALYSIS



SECTOR 1 = FL to I1, SECTOR 2 = I1 to FL, DIFF = Difference To Personal Best Lap, P = Crossed Finish Line in Pit Lane, D = Time Disallowed

P19 77 J		Joe WHITE		Kawasaki NINJA 400 - Just In Graphics /MZ CONTRACTS/ Silve		
IDEAL LAP TIME : 1:18.944		BEST LAP TIME : 1:19.000		DIFFERENCE : 0.056		
LAP	SECTOR 1	SECTOR 2	LAP TIME	MPH	DIFF	TIME OF DAY
1 -		33.360	1:21.959	72.05	2.959	17:35:51.802
2 -	47.535	33.205	1:20.740	73.14	1.740	17:37:12.542
3 -	46.079	32.921	1:19.000 (1)	74.75		17:38:31.542
4 -	46.500	33.375	1:19.875 (3)	73.93	0.875	17:39:51.417
5 -	46.023	32.979	1:19.002 (2)	74.75	0.002	17:41:10.419

P20 14 J		Maryann McCARTNEY		Kawasaki NINJA 300 -		
IDEAL LAP TIME : 1:19.065		BEST LAP TIME : 1:19.183		DIFFERENCE : 0.118		
LAP	SECTOR 1	SECTOR 2	LAP TIME	MPH	DIFF	TIME OF DAY
1 -		33.168	1:27.075	67.82	7.892	17:35:56.918
2 -	48.469	31.949	1:20.418	73.43	1.235	17:37:17.336
3 -	47.234	32.228	1:19.462 (3)	74.32	0.279	17:38:36.798
4 -	47.365	31.838	1:19.203 (2)	74.56	0.020	17:39:56.001
5 -	47.352	31.831	1:19.183 (1)	74.58		17:41:15.184

P21 27 J		Felix DORLING		Kawasaki NINJA 400 - Kernow Controls		
IDEAL LAP TIME : 1:18.220		BEST LAP TIME : 1:18.220		DIFFERENCE : 0.000		
LAP	SECTOR 1	SECTOR 2	LAP TIME	MPH	DIFF	TIME OF DAY
1 -		34.758	1:26.222	68.49	8.002	17:35:56.065
2 -	48.151	33.708	1:21.859	72.14	3.639	17:37:17.924
3 -	47.445	32.930	1:20.375 (3)	73.47	2.155	17:38:38.299
4 -	47.298	32.817	1:20.115 (2)	73.71	1.895	17:39:58.414
5 -	46.143	32.077	1:18.220 (1)	75.50		17:41:16.634

P22 50 J		Jay YELDHAM		Kawasaki NINJA 400 - WKD Installations		
IDEAL LAP TIME : 1:18.362		BEST LAP TIME : 1:18.367		DIFFERENCE : 0.005		
LAP	SECTOR 1	SECTOR 2	LAP TIME	MPH	DIFF	TIME OF DAY
1 -		35.960	1:27.672	67.36	9.305	17:35:57.515
2 -	48.388	33.272	1:21.660	72.32	3.293	17:37:19.175
3 -	46.407	32.921	1:19.328 (2)	74.44	0.961	17:38:38.503
4 -	47.322	32.697	1:20.019 (3)	73.80	1.652	17:39:58.522
5 -	46.412	31.955	1:18.367 (1)	75.35		17:41:16.889

P23 32 S		Conor MURRAY		Kawasaki NINJA 300 -		
IDEAL LAP TIME : 1:18.809		BEST LAP TIME : 1:19.291		DIFFERENCE : 0.482		
LAP	SECTOR 1	SECTOR 2	LAP TIME	MPH	DIFF	TIME OF DAY
1 -		34.242	1:27.282	67.66	7.991	17:35:57.125
2 -	47.807	33.511	1:21.318	72.62	2.027	17:37:18.443
3 -	45.987	33.304	1:19.291 (1)	74.48		17:38:37.734
4 -	47.493	32.822	1:20.315 (3)	73.53	1.024	17:39:58.049
5 -	46.757	33.404	1:20.161 (2)	73.67	0.870	17:41:18.210

P24 62 S		Nicholas BETTRIDGE		Kawasaki NINJA - Weald builders		
IDEAL LAP TIME : 1:19.005		BEST LAP TIME : 1:19.005		DIFFERENCE : 0.000		
LAP	SECTOR 1	SECTOR 2	LAP TIME	MPH	DIFF	TIME OF DAY
1 -		35.116	1:26.740	68.08	7.735	17:35:56.583
2 -	48.304	33.803	1:22.107	71.92	3.102	17:37:18.690
3 -	47.569	33.954	1:21.523 (3)	72.44	2.518	17:38:40.213
4 -	46.345	33.811	1:20.156 (2)	73.67	1.151	17:40:00.369
5 -	46.019	32.986	1:19.005 (1)	74.75		17:41:19.374

BMCRC - MRO Championships 2022 - Rnd 2 @ Silverstone National

ACU Team Green Junior Cup & Senior 300

RACE 14 - SECTOR ANALYSIS



SECTOR 1 = FL to I1, SECTOR 2 = I1 to FL, DIFF = Difference To Personal Best Lap, P = Crossed Finish Line in Pit Lane, D = Time Disallowed

P25 400 S		Stuart THURTLÉ		Kawasaki NINJA 400 - TeamTortoise Racing		
IDEAL LAP TIME : 1:18.834		BEST LAP TIME : 1:19.219		DIFFERENCE : 0.385		
LAP	SECTOR 1	SECTOR 2	LAP TIME	MPH	DIFF	TIME OF DAY
1 -		34.325	1:27.984	67.12	8.765	17:35:57.827
2 -	49.058	32.778	1:21.836	72.16	2.617	17:37:19.663
3 -	46.999	33.738	1:20.737 (3)	73.14	1.518	17:38:40.400
4 -	46.673	33.493	1:20.166 (2)	73.66	0.947	17:40:00.566
5 -	46.056	33.163	1:19.219 (1)	74.54		17:41:19.785

P26 73 S		Jemma HANNAFORD		Kawasaki NINJA 300 -		
IDEAL LAP TIME : 1:18.808		BEST LAP TIME : 1:18.948		DIFFERENCE : 0.140		
LAP	SECTOR 1	SECTOR 2	LAP TIME	MPH	DIFF	TIME OF DAY
1 -		34.096	1:30.037	65.59	11.089	17:35:59.880
2 -	47.489	33.007	1:20.496 (3)	73.36	1.548	17:37:20.376
3 -	47.613	33.365	1:20.978	72.92	2.030	17:38:41.354
4 -	46.127	33.658	1:19.785 (2)	74.01	0.837	17:40:01.139
5 -	45.801	33.147	1:18.948 (1)	74.80		17:41:20.087

P27 18 J		George HIGGINS		Kawasaki NINJA 400 - Aztec Racing		
IDEAL LAP TIME : 1:19.395		BEST LAP TIME : 1:19.475		DIFFERENCE : 0.080		
LAP	SECTOR 1	SECTOR 2	LAP TIME	MPH	DIFF	TIME OF DAY
1 -		35.093	1:28.101	67.03	8.626	17:35:57.944
2 -	48.690	33.022	1:21.712	72.27	2.237	17:37:19.656
3 -	47.593	34.059	1:21.652 (3)	72.32	2.177	17:38:41.308
4 -	46.550	33.162	1:19.712 (2)	74.08	0.237	17:40:01.020
5 -	46.373	33.102	1:19.475 (1)	74.30		17:41:20.495

P28 56 S		Jack HAYES-WOLFF		Kawasaki NINJA 300 -		
IDEAL LAP TIME : 1:19.214		BEST LAP TIME : 1:19.214		DIFFERENCE : 0.000		
LAP	SECTOR 1	SECTOR 2	LAP TIME	MPH	DIFF	TIME OF DAY
1 -		34.631	1:28.275	66.90	9.061	17:35:58.118
2 -	49.032	32.917	1:21.949	72.06	2.735	17:37:20.067
3 -	47.416	33.896	1:21.312 (3)	72.62	2.098	17:38:41.379
4 -	47.219	32.902	1:20.121 (2)	73.70	0.907	17:40:01.500
5 -	46.615	32.599	1:19.214 (1)	74.55		17:41:20.714

P29 173 S		Jason HEANAN		Kawasaki NINJA 300 -		
IDEAL LAP TIME : 1:22.044		BEST LAP TIME : 1:22.085		DIFFERENCE : 0.041		
LAP	SECTOR 1	SECTOR 2	LAP TIME	MPH	DIFF	TIME OF DAY
1 -		34.147	1:28.880	66.44	6.795	17:35:58.723
2 -	49.680	35.329	1:25.009	69.47	2.924	17:37:23.732
3 -	48.705	34.512	1:23.217 (3)	70.96	1.132	17:38:46.949
4 -	47.897	34.188	1:22.085 (1)	71.94		17:40:09.034
5 -	47.904	34.531	1:22.435 (2)	71.64	0.350	17:41:31.469

P30 155 J		Brandon BAKER		Kawasaki NINJA 300 - K-66, ION.		
IDEAL LAP TIME : 1:19.613		BEST LAP TIME : 1:19.900		DIFFERENCE : 0.287		
LAP	SECTOR 1	SECTOR 2	LAP TIME	MPH	DIFF	TIME OF DAY
1 -		36.415	1:40.931	58.51	21.031	17:36:10.774
2 -	49.553	34.469	1:24.022	70.28	4.122	17:37:34.796
3 -	47.866	33.497	1:21.363 (3)	72.58	1.463	17:38:56.159
4 -	46.992	32.908	1:19.900 (1)	73.91		17:40:16.059
5 -	46.705	33.396	1:20.101 (2)	73.72	0.201	17:41:36.160

BMCRC - MRO Championships 2022 - Rnd 2 @ Silverstone National

ACU Team Green Junior Cup & Senior 300

RACE 14 - SECTOR ANALYSIS



SECTOR 1 = FL to I1, SECTOR 2 = I1 to FL, DIFF = Difference To Personal Best Lap, P = Crossed Finish Line in Pit Lane, D = Time Disallowed

LAP	SECTOR 1	SECTOR 2	LAP TIME	MPH	DIFF	TIME OF DAY
P31 54 S Ben SCOTT Kawasaki NINJA 300 - GI Landscapes VampTech IDEAL LAP TIME : 1:24.883 BEST LAP TIME : 1:25.241 DIFFERENCE : 0.358						
1 -		36.515	1:32.740	63.67	7.499	17:36:02.583
2 -	50.251	35.646	1:25.897 (3)	68.75	0.656	17:37:28.480
3 -	50.042	36.684	1:26.726	68.09	1.485	17:38:55.206
4 -	49.895	35.346	1:25.241 (1)	69.28		17:40:20.447
5 -	49.537	35.940	1:25.477 (2)	69.09	0.236	17:41:45.924
P32 97 J Ben PLATT Kawasaki NINJA 400 - adsss ltd IDEAL LAP TIME : 1:14.052 BEST LAP TIME : 1:14.459 DIFFERENCE : 0.407						
1 -		32.204	1:18.962	74.79	4.503	17:35:48.805
2 -	45.338	30.555	1:15.893 (2)	77.81	1.434	17:37:04.698
3 -	43.863	30.596	1:14.459 (1)	79.31		17:38:19.157
4 -	43.497	IN PIT	1:29.823 P	65.74	15.364	17:39:48.980
P33 31 J Robbie PARK Kawasaki NINJA - Chel & Wa Gillot IDEAL LAP TIME : 1:13.531 BEST LAP TIME : 1:16.885 DIFFERENCE : 3.354						
1 -		31.453	1:19.140	74.62	2.255	17:35:48.983
2 -	46.477	30.408	1:16.885 (1)	76.81		17:37:05.868

BMCRC - MRO Championships 2022 - Rnd 2 @ Silverstone National

ACU Team Green Junior Cup & Senior 300

RACE 14 - BEST SECTORS

SECTOR 1			SECTOR 2			IDEAL / BEST COMPARISON						
POS	NO	NAME	TIME	NO	NAME	TIME	POS	NO	NAME	IDEAL	BEST	DIFF
									PERFECT LAP	1:11.638		
1	311	WARD	42.454	118	HALL	29.184	1	131	MELLOR	1:11.865	1:12.394	0.529
2	58	WOOD	42.467	8	ATKINSON	29.300	2	118	HALL	1:11.895	1:12.526	0.631
3	60	DOCHERTY	42.484	131	MELLOR	29.305	3	20	MUIR	1:12.013	1:12.013	0.000
4	19	O'MARA	42.512	777	HARDY	29.456	4	8	ATKINSON	1:12.322	1:12.322	0.000
5	20	MUIR	42.546	20	MUIR	29.467	5	777	HARDY	1:12.344	1:12.344	0.000
6	131	MELLOR	42.560	311	WARD	29.983	6	311	WARD	1:12.437	1:12.437	0.000
7	118	HALL	42.711	60	DOCHERTY	30.133	7	60	DOCHERTY	1:12.617	1:12.617	0.000
8	777	HARDY	42.888	67	JONES	30.270	8	58	WOOD	1:12.908	1:12.908	0.000
9	8	ATKINSON	43.022	31	PARK	30.408	9	19	O'MARA	1:12.997	1:13.086	0.089
10	34	ARBON	43.080	58	WOOD	30.441	10	31	PARK	1:13.531	1:16.885	3.354
11	31	PARK	43.123	95	MARSHALL	30.473	11	34	ARBON	1:13.555	1:13.809	0.254
12	0	BREESE	43.332	34	ARBON	30.475	12	0	BREESE	1:13.851	1:13.851	0.000
13	97	PLATT	43.497	19	O'MARA	30.485	13	67	JONES	1:14.030	1:14.030	0.000
14	67	JONES	43.760	0	BREESE	30.519	14	97	PLATT	1:14.052	1:14.459	0.407
15	95	MARSHALL	43.777	97	PLATT	30.555	15	95	MARSHALL	1:14.250	1:14.512	0.262
16	91	HIRST	43.822	125	JOLLIFFE	30.681	16	91	HIRST	1:14.558	1:14.558	0.000
17	125	JOLLIFFE	44.314	91	HIRST	30.736	17	125	JOLLIFFE	1:14.995	1:15.111	0.116
18	10	BRUNSDON	44.465	70	WHITE	31.212	18	10	BRUNSDON	1:15.692	1:15.901	0.209
19	66	SMITH	44.494	10	BRUNSDON	31.227	19	70	WHITE	1:16.489	1:16.602	0.113
20	70	WHITE	45.277	14	McCARTNEY	31.831	20	66	SMITH	1:16.648	1:16.648	0.000
21	73	HANNAFORD	45.801	50	YELDHAM	31.955	21	27	DORLING	1:18.220	1:18.220	0.000
22	32	MURRAY	45.987	27	DORLING	32.077	22	50	YELDHAM	1:18.362	1:18.367	0.005
23	62	BETTRIDGE	46.019	66	SMITH	32.154	23	73	HANNAFORD	1:18.808	1:18.948	0.140
24	77	WHITE	46.023	56	HAYES-WOLFF	32.599	24	32	MURRAY	1:18.809	1:19.291	0.482
25	400	THURTLE	46.056	400	THURTLE	32.778	25	400	THURTLE	1:18.834	1:19.219	0.385
26	27	DORLING	46.143	32	MURRAY	32.822	26	77	WHITE	1:18.944	1:19.000	0.056
27	18	HIGGINS	46.373	155	BAKER	32.908	27	62	BETTRIDGE	1:19.005	1:19.005	0.000
28	50	YELDHAM	46.407	77	WHITE	32.921	28	14	McCARTNEY	1:19.065	1:19.183	0.118
29	56	HAYES-WOLFF	46.615	62	BETTRIDGE	32.986	29	56	HAYES-WOLFF	1:19.214	1:19.214	0.000
30	155	BAKER	46.705	73	HANNAFORD	33.007	30	18	HIGGINS	1:19.395	1:19.475	0.080
31	14	McCARTNEY	47.234	18	HIGGINS	33.022	31	155	BAKER	1:19.613	1:19.900	0.287
32	173	HEANAN	47.897	173	HEANAN	34.147	32	173	HEANAN	1:22.044	1:22.085	0.041
33	54	SCOTT	49.537	54	SCOTT	35.346	33	54	SCOTT	1:24.883	1:25.241	0.358
34												

BMCRC - MRO Championships 2022 - Rnd 2 @ Silverstone National

ACU Team Green Junior Cup & Senior 300

RACE 14 - STATISTICS

Competitors Started	33
Planned Start	2022-04-02 @ 16:30:00.000
Actual Start	2022-04-02 @ 17:34:29.842
Finish Time	2022-04-02 @ 17:40:43.833
Track Length	1.6404mi.
Total Laps	161
Total Distance Covered	264.1146mi.

Session Fastest Lap History

NO	CL	NAME	LAP TIME	TIME OF DAY	LAP	VEHICLE
8	S	Phil ATKINSON	1:15.239	17:37:04.492	2	Kawasaki NINJA 400
118	J	Max HALL	1:14.981	17:37:07.310	2	Kawasaki NINJA 300
8	S	Phil ATKINSON	1:13.745	17:38:18.222	3	Kawasaki NINJA 400
131	J	Dylan MELLOR	1:13.385	17:38:19.069	3	Kawasaki NINJA 300
8	S	Phil ATKINSON	1:13.275	17:39:31.497	4	Kawasaki NINJA 400
131	J	Dylan MELLOR	1:12.503	17:39:31.560	4	Kawasaki NINJA 300
8	S	Phil ATKINSON	1:12.322	17:40:43.820	5	Kawasaki NINJA 400
20	J	Jack MUIR	1:12.013	17:40:50.583	5	Kawasaki NINJA 400

Session Leader History

NO	CL	NAME	FROM LAP	LAPS LED	DISTANCE	VEHICLE
60	J	Lennon DOCHERTY	1	1	1.64 miles	Kawasaki NINJA 400
8	S	Phil ATKINSON	2	4	6.56 miles	Kawasaki NINJA 400

Flag History

TYPE	TIME OF DAY
GREEN	17:34:29.842
FINISH	17:40:43.833

Flag Statistics

TYPE	COUNT	TOTAL LAPS	TOTAL TIME
Green	1	5	7:23.235
Red	0	0	0.000
Safety Car	0	0	0.000
FCY	0	0	0.000

BMCRC - MRO Championships 2022 - Rnd 2 @ Silverstone National

ACU Team Green Junior Cup & Senior 300

RACE 14 - STATISTICS

CLASS : J

21 Starters

Fastest Lap History

NO	NAME	LAP TIME	TIME OF DAY	LAP	VEHICLE
777	Maximus HARDY	1:15.847	17:37:04.516	2	Kawasaki NINJA 400
67	Iwan JONES	1:15.598	17:37:07.121	2	Kawasaki NINJA 300
118	Max HALL	1:14.981	17:37:07.310	2	Kawasaki NINJA 300
777	Maximus HARDY	1:14.276	17:38:18.775	3	Kawasaki NINJA 400
131	Dylan MELLOR	1:13.385	17:38:19.069	3	Kawasaki NINJA 300
131	Dylan MELLOR	1:12.503	17:39:31.560	4	Kawasaki NINJA 300
131	Dylan MELLOR	1:12.394	17:40:43.967	5	Kawasaki NINJA 300
777	Maximus HARDY	1:12.344	17:40:44.601	5	Kawasaki NINJA 400
20	Jack MUIR	1:12.013	17:40:50.583	5	Kawasaki NINJA 400

Leader History

NO	NAME	FROM LAP	LAPS LED	DISTANCE	VEHICLE
60	Lennon DOCHERTY	1	1	1.64 miles	Kawasaki NINJA 400
777	Maximus HARDY	2	2	3.28 miles	Kawasaki NINJA 400
131	Dylan MELLOR	4	2	3.28 miles	Kawasaki NINJA 300

BMCRC - MRO Championships 2022 - Rnd 2 @ Silverstone National

ACU Team Green Junior Cup & Senior 300

RACE 14 - STATISTICS

CLASS : S

12 Starters

Fastest Lap History

NO	NAME	LAP TIME	TIME OF DAY	LAP	VEHICLE
8	Phil ATKINSON	1:15.239	17:37:04.492	2	Kawasaki NINJA 400
8	Phil ATKINSON	1:13.745	17:38:18.222	3	Kawasaki NINJA 400
8	Phil ATKINSON	1:13.275	17:39:31.497	4	Kawasaki NINJA 400
8	Phil ATKINSON	1:12.322	17:40:43.820	5	Kawasaki NINJA 400

Leader History

NO	NAME	FROM LAP	LAPS LED	DISTANCE	VEHICLE
8	Phil ATKINSON	1	5	8.20 miles	Kawasaki NINJA 400

ACU Team Green Junior Cup & Senior 300

RACE 5 - GRID (10 Laps)



ROW 12	36	81	Chris ROSE	35	4	Nigel FRANKLIN	34	54	Ben SCOTT	1:25.241
ROW 11				33	173	Jason HEANAN	32	155	Brandon BAKER	1:19.900
ROW 10				30	32	Conor MURRAY	29	400	Stuart THURTL	1:19.219
ROW 9				27	14	Maryann McCARTNEY	26	62	Nicholas BETTRIDGE	1:19.005
ROW 8				24	77	Joe WHITE	23	73	Jemma HANNAFORD	1:18.948
ROW 7				21	27	Felix DORLING	20	31	Robbie PARK	1:16.885
ROW 6				18	70	Justin WHITE	17	10	Mike BRUNSDON	1:15.901
ROW 5				15	91	Sam HIRST	14	95	Greg MARSHALL	1:14.512
ROW 4				12	67	Iwan JONES	11	0	Konrad BREESE	1:13.851
ROW 3				9	19	James O'MARA	8	58	Matthew WOOD	1:12.908
ROW 2				6	118	Max HALL	5	311	Nathan-Ellis WARD	1:12.437
ROW 1				3	777	Maximus HARDY	2	8	Phil ATKINSON	1:12.322
							1	20	Jack MUIR	1:12.013
Pole										

Silverstone National: 1.6404 miles

These results are provisional until the conclusion of any judicial and technical matters.

Clerk Of Course :	Stewards :	Timekeeper : Craig Smith
-------------------	------------	--------------------------

Results can be found at www.tsl-timing.com

Printed - 17:45 Saturday, 02 April 2022



BMCRC - MRO Championships 2022 - Rnd 2 @ Silverstone National



ACU Team Green Junior Cup & Senior 300

RACE 5 - CLASSIFICATION

Kawasaki

POS	NO	CL	PIC NAME	ENTRY	LAPS	TIME	GAP	DIFF	MPH	BEST	ON
1	131	J	1 Dylan MELLOR	Kawasaki NINJA 300 - BDS Motorcycles	8	9:12.075			85.57	1:08.171	8
2	8	S	1 Phil ATKINSON	Kawasaki NINJA 400 - ROSE MOT	8	9:12.168	0.093	0.093	85.56	1:08.047	7
3	19	J	2 James O'MARA	Kawasaki NINJA 400 - BRP Machining Ltd	8	9:24.079	12.004	11.911	83.75	1:09.175	6
4	118	J	3 Max HALL	Kawasaki NINJA 300 - Racecraft rider development	8	9:24.343	12.268	0.264	83.71	1:09.646	3
5	311	J	4 Nathan-Ellis WARD	Kawasaki NINJA 300 - Zipped up racing	8	9:24.501	12.426	0.158	83.69	1:09.573	6
6	95	J	5 Greg MARSHALL	Kawasaki NINJA 300 - Mum & Dad: HEL Performan	8	9:32.245	20.170	7.744	82.56	1:10.383	7
7	34*	J	6 Oliver ARBON	Kawasaki NINJA 400 - tt plumbing and heating	8	9:32.777	20.702	0.532	82.48	1:11.043	8
8	77	J	7 Joe WHITE	Kawasaki NINJA 400 - Just In Graphics /MZ CONTF	8	9:33.586	21.511	0.809	82.36	1:10.375	3
9	125*	J	8 Ben JOLLIFFE	Kawasaki NINJA 300 -	8	9:32.982			82.45	1:10.552	5
10	67*	J	9 Iwan JONES	Kawasaki NINJA 300 - Danosh Services Ltd	8	9:33.489			82.38	1:10.656	6
11	91	J	10 Sam HIRST	Kawasaki NINJA - Valley Racing	8	9:34.224	22.149		82.27	1:10.238	3
12	27*	J	11 Felix DORLING	Kawasaki NINJA 400 - Kernow Controls	8	9:33.850			82.33	1:10.329	5
13	777*	J	12 Maximus HARDY	Kawasaki NINJA 400 - DAD	8	9:34.297	22.222		82.26	1:09.525	6
14	20	J	13 Jack MUIR	Kawasaki NINJA 400 -	8	9:34.316	22.241	0.019	82.26	1:10.489	7
15	0	S	2 Konrad BREESE	Kawasaki NINJA 400 - STIHL Racing	8	9:35.163	23.088	0.847	82.14	1:11.166	3
16	58	J	14 Matthew WOOD	Kawasaki NINJA 300 -	8	9:35.815	23.740	0.652	82.04	1:10.582	7
17	31	J	15 Robbie PARK	Kawasaki NINJA - Chel & Wa Gillot	8	9:46.167	34.092	10.352	80.60	1:11.489	6
18	10	S	3 Mike BRUNSDON	Kawasaki NINJA 400 - CF Fairford	8	9:50.360	38.285	4.193	80.02	1:12.750	2
19	66	S	4 Mark SMITH	Kawasaki NINJA 300 - MHP EXHAUST S	8	9:50.534	38.459	0.174	80.00	1:12.685	2
20	70	S	5 Justin WHITE	Kawasaki NINJA 400 - Just In Graphics	8	9:50.722	38.647	0.188	79.97	1:12.735	3
21	50	J	16 Jay YELDHAM	Kawasaki NINJA 400 - WKD Installations	8	9:52.155	40.080	1.433	79.78	1:12.901	6
22	48	S	6 Kevin SABBARTON	Kawasaki NINJA 300 -	8	9:52.649	40.574	0.494	79.71	1:12.647	7
23	32	S	7 Conor MURRAY	Kawasaki NINJA 300 -	8	9:57.094	45.019	4.445	79.12	1:13.613	2
24	62	S	8 Nicholas BETTRIDGE	Kawasaki NINJA - Weald builders	8	9:57.104	45.029	0.010	79.12	1:13.449	6
25	18	J	17 George HIGGINS	Kawasaki NINJA 400 - Aztec Racing	8	10:05.652	53.577	8.548	78.00	1:14.651	5
26	400	S	9 Stuart THURTL	Kawasaki NINJA 400 - TeamTortoise Racing	8	10:07.723	55.648	2.071	77.74	1:14.807	7
27	173	S	10 Jason HEANAN	Kawasaki NINJA 300 -	8	10:08.492	56.417	0.769	77.64	1:13.834	7
28	155	J	18 Brandon BAKER	Kawasaki NINJA 300 - K-66, ION.	8	10:08.578	56.503	0.086	77.63	1:13.811	8
29	56	S	11 Jack HAYES-WOLFF	Kawasaki NINJA 300 -	8	10:09.552	57.477	0.974	77.50	1:15.093	2
30	73	S	12 Jemma HANNAFORD	Kawasaki NINJA 300 -	8	10:11.782	59.707	2.230	77.22	1:14.675	6
31	54	S	13 Ben SCOTT	Kawasaki NINJA 300 - GI Landscapes VampTech	8	10:27.313	1:15.238	15.531	75.31	1:16.966	6
32	4	S	14 Nigel FRANKLIN	Kawasaki NINJA 300 - Jane Franklin	8	10:27.452	1:15.377	0.139	75.29	1:17.170	4
33	14	J	19 Maryann McCARTNEY	Kawasaki NINJA 300 -	7	9:42.076	1 Lap	1 Lap	71.02	1:16.552	2

NOT CLASSIFIED

DNF	60	J	Lennon DOCHERTY	Kawasaki NINJA 400 - Doc Fit Training	7	8:03.798	1 Lap		85.44	1:08.356	6
DNF	97	J	Ben PLATT	Kawasaki NINJA 400 - adss ltd	2	2:26.441	6 Laps	5 Laps	80.65	1:12.162	2

FASTEST LAP

	8	S	Phil ATKINSON	Kawasaki NINJA 400 - ROSE MOT	7	1:08.047			86.78 mph	139.67 kph	
	131	J	Dylan MELLOR	Kawasaki NINJA 300 - BDS Motorcycles	8	1:08.171			86.63 mph	139.41 kph	

- * Bike 34 - Please fit a working transponder
- * Bike 777 -10 second penalty - yellow flag infringement
- * Bikes 27, 67 & 125 - Position penalty - yellow flag infringement
- Class J - 92.5% of Race Speed = 79.15 mph
- Class S - 92.5% of Race Speed = 79.14 mph

Race Distance: 8 Laps / 13.12 miles
 Silverstone National: 1.6404 miles
 Date: 03/04/2022 Start: 11:17 Finish: 11:26

Weather / Track : Cloudy / Dry

These results are provisional until the conclusion of any judicial and technical matters.

Clerk Of Course :	Stewards :	Timekeeper : Craig Smith
-------------------	------------	--------------------------

Results can be found at www.tsl-timing.com

Printed - 12:18 Sunday, 03 April 2022



BMCRC - MRO Championships 2022 - Rnd 2 @ Silverstone National

ACU Team Green Junior Cup & Senior 300

RACE 5 - LAP CHART

LAP 1 @ 11:18:34.333

NO	BEHIND	LAP TIME
8		1:11.355
777	0.517	1:11.872
131	0.575	1:11.930
60	0.808	1:12.163
311	0.966	1:12.321
19	1.391	1:12.746
118	1.564	1:12.919
34	2.392	1:13.747
20	2.608	1:13.963
97	2.924	1:14.279
95	2.973	1:14.328
125	3.076	1:14.431
67	3.930	1:15.285
0	4.045	1:15.400
77	4.085	1:15.440
58	4.361	1:15.716
91	4.710	1:16.065
70	5.119	1:16.474
10	5.218	1:16.573
27	5.563	1:16.918
66	6.259	1:17.614
50	6.738	1:18.093
62	7.865	1:19.220
32	8.045	1:19.400
48	8.321	1:19.676
31	8.403	1:19.758
56	8.851	1:20.206
18	9.387	1:20.742
173	9.758	1:21.113
400	10.091	1:21.446
73	11.412	1:22.767
155	11.647	1:23.002
14	12.268	1:23.623
4	12.748	1:24.103
54	14.876	1:26.231

LAP 2 @ 11:19:44.167

NO	BEHIND	LAP TIME
60		1:09.026
8	0.240	1:10.074
131	0.329	1:09.588
311	1.190	1:10.058
19	1.476	1:09.919
777	1.908	1:11.225
118	1.968	1:10.238
95	3.851	1:10.712
34	4.229	1:11.671
20	4.637	1:11.863
125	4.714	1:11.472
97	5.252	1:12.162
67	5.394	1:11.298
77	5.692	1:11.441
0	5.917	1:11.706
91	6.215	1:11.339
58	7.410	1:12.883
10	8.134	1:12.750
27	8.223	1:12.494
70	8.672	1:13.387
66	9.110	1:12.685
31	11.260	1:12.691
50	11.388	1:14.484
32	11.824	1:13.613
48	12.033	1:13.546

LAP 3 @ 11:20:53.103

NO	BEHIND	LAP TIME
62	12.866	1:14.835
56	14.110	1:15.093
18	14.427	1:14.874
400	15.200	1:14.943
173	16.430	1:16.506
155	17.248	1:15.435
73	17.837	1:16.259
14	18.986	1:16.552
4	21.352	1:18.438
54	22.841	1:17.799

LAP 3 @ 11:20:53.103

NO	BEHIND	LAP TIME
60		1:08.936
8	0.355	1:09.051
131	0.466	1:09.073
311	2.644	1:10.390
19	2.655	1:10.115
118	2.678	1:09.646
777	3.659	1:10.687
95	6.323	1:11.408
20	6.660	1:10.959
34	6.838	1:11.545
125	7.090	1:11.312
77	7.131	1:10.375
67	7.305	1:10.847
91	7.517	1:10.238
0	8.147	1:11.166
27	9.869	1:10.582
58	10.653	1:12.179
70	12.471	1:12.735
10	13.032	1:13.834
66	13.964	1:13.790
31	15.930	1:13.606
50	16.416	1:13.964
32	17.070	1:14.182
48	17.237	1:14.140
62	18.218	1:14.288
18	20.259	1:14.768
56	20.643	1:15.469
400	21.251	1:14.987
155	24.339	1:16.027
173	24.354	1:16.860
73	25.604	1:16.703
14	26.983	1:16.933
4	30.144	1:17.728
54	31.400	1:17.495

LAP 4 @ 11:22:01.609

NO	BEHIND	LAP TIME
60		1:08.506
8	0.142	1:08.293
131	0.219	1:08.259
19	4.257	1:10.108
118	4.418	1:10.246
311	4.555	1:10.417
777	5.018	1:09.865
34	9.768	1:11.436
77	9.918	1:11.293
95	10.038	1:12.221
20	10.537	1:12.383
125	10.606	1:12.022
91	10.726	1:11.715
67	10.761	1:11.962
0	10.927	1:11.286

LAP 5 @ 11:23:09.983

NO	BEHIND	LAP TIME
27	12.669	1:11.306
58	13.878	1:11.731
70	17.790	1:13.825
10	17.972	1:13.446
66	18.543	1:13.085
31	19.496	1:12.072
50	20.915	1:13.005
48	22.191	1:13.460
32	22.608	1:14.044
62	23.654	1:13.942
18	26.816	1:15.063
56	27.455	1:15.318
400	28.313	1:15.568
155	31.298	1:15.465
173	31.799	1:15.951
73	33.404	1:16.306
14	35.627	1:17.150
4	38.808	1:17.170
54	40.018	1:17.124

LAP 5 @ 11:23:09.983

NO	BEHIND	LAP TIME
60		1:08.374
8	0.026	1:08.258
131	0.135	1:08.290
118	5.901	1:09.857
19	6.328	1:10.445
311	6.702	1:10.521
777	6.783	1:10.139
77	12.466	1:10.922
34	12.542	1:11.148
95	12.613	1:10.949
125	12.784	1:10.552
20	13.334	1:11.171
91	13.378	1:11.026
67	13.648	1:11.261
0	14.081	1:11.528
27	14.624	1:10.329
58	16.721	1:11.217
31	23.085	1:11.963
10	23.279	1:13.681
66	23.387	1:13.218
70	23.644	1:14.228
50	25.464	1:12.923
48	27.102	1:13.285
32	28.289	1:14.055
62	29.045	1:13.765
18	33.093	1:14.651
400	35.020	1:15.081
56	35.604	1:16.523
155	38.403	1:15.479
173	38.876	1:15.451
73	40.378	1:15.348
14	44.286	1:17.033
4	47.831	1:17.397
54	48.774	1:17.130

LAP 6 @ 11:24:18.339

NO	BEHIND	LAP TIME
60		1:08.356
131	0.103	1:08.324
8	0.575	1:08.905
19	7.147	1:09.175
118	7.213	1:09.668
311	7.919	1:09.573

LAP 7 @ 11:25:26.776

NO	BEHIND	LAP TIME
777	7.952	1:09.525
77	15.097	1:10.987
34	15.272	1:11.086
95	15.525	1:11.268
125	15.610	1:11.182
91	15.880	1:10.858
67	15.948	1:10.656
27	16.829	1:10.561
20	17.167	1:12.189
0	17.381	1:11.656
58	19.160	1:10.795
31	26.218	1:11.489
10	28.034	1:13.111
66	28.440	1:13.409
70	28.674	1:13.386
50	30.009	1:12.901
48	31.740	1:12.994
32	33.713	1:13.780
62	34.138	1:13.449
18	39.755	1:15.018
400	42.037	1:15.373
56	42.718	1:15.470
173	45.070	1:14.550
155	45.288	1:15.241
73	46.697	1:14.675
4	56.784	1:17.309
54	57.384	1:16.966

LAP 7 @ 11:25:26.776

NO	BEHIND	LAP TIME
60		1:08.437
131	0.106	1:08.440
8	0.185	1:08.047
118	8.903	1:10.127
19	8.935	1:10.225
777	9.179	1:09.664
311	9.643	1:10.161
95	17.471	1:10.383
34	17.936	1:11.101
14	1 Lap	1:50.537
77	18.142	1:11.482
125	18.215	1:11.042
91	18.418	1:10.975
67	18.431	1:10.920
27	18.852	1:10.460
20	19.219	1:10.489
0	20.115	1:11.171
58	21.305	1:10.582
31	30.278	1:12.497
10	32.664	1:13.067
66	32.749	1:12.746
70	33.198	1:12.961
50	34.566	1:12.994
48	35.950	1:12.647
62	39.174	1:13.473
32	39.545	1:14.269
18	46.272	1:14.954
400	48.407	1:14.807
56	49.575	1:15.294
173	50.467	1:13.834
155	50.969	1:14.118
73	53.128	1:14.868
4	1:05.704	1:17.357
54	1:06.229	1:17.282

LAP 8 @ 11:26:35.053

NO	BEHIND	LAP TIME
131		1:08.171
8	0.093	1:08.185
19	12.004	1:11.346
777	12.222	1:11.320
118	12.268	1:11.642
311	12.426	1:11.060
95	20.170	1:10.976
34	20.702	1:11.043
125	20.907	1:10.969
67	21.414	1:11.260
77	21.511	1:11.646
27	21.775	1:11.200
91	22.149	1:12.008
20	22.241	1:11.299
0	23.088	1:11.250
58	23.740	1:10.712
14	1 Lap	1:20.248
31	34.092	1:12.091
10	38.285	1:13.898
66	38.459	1:13.987
70	38.647	1:13.726
50	40.080	1:13.791
48	40.574	1:12.901
32	45.019	1:13.751
62	45.029	1:14.132
18	53.577	1:15.582
400	55.648	1:15.518
173	56.417	1:14.227
155	56.503	1:13.811
56	57.477	1:16.179
73	59.707	1:14.856
54	1:15.238	1:17.286
4	1:15.377	1:17.950

BMCRC - MRO Championships 2022 - Rnd 2 @ Silverstone National

ACU Team Green Junior Cup & Senior 300

RACE 5 - SECTOR ANALYSIS



SECTOR 1 = FL to I1, SECTOR 2 = I1 to FL, DIFF = Difference To Personal Best Lap, P = Crossed Finish Line in Pit Lane, D = Time Disallowed

P1		131 J		Dylan MELLOR		Kawasaki NINJA 300 - BDS Motorcycles	
IDEAL LAP TIME : 1:07.980		BEST LAP TIME : 1:08.171		DIFFERENCE : 0.191			
LAP	SECTOR 1	SECTOR 2	LAP TIME	MPH	DIFF	TIME OF DAY	
1 -		28.376	1:11.930	82.10	3.759	11:18:34.908	
2 -	41.606	27.982	1:09.588	84.86	1.417	11:19:44.496	
3 -	41.512	27.561	1:09.073	85.49	0.902	11:20:53.569	
4 -	40.874	27.385	1:08.259 (2)	86.51	0.088	11:22:01.828	
5 -	40.918	27.372	1:08.290 (3)	86.47	0.119	11:23:10.118	
6 -	41.000	27.324	1:08.324	86.43	0.153	11:24:18.442	
7 -	40.998	27.442	1:08.440	86.28	0.269	11:25:26.882	
8 -	40.656	27.515	1:08.171 (1)	86.63		11:26:35.053	

P2		8 S		Phil ATKINSON		Kawasaki NINJA 400 - ROSE MOT	
IDEAL LAP TIME : 1:07.992		BEST LAP TIME : 1:08.047		DIFFERENCE : 0.055			
LAP	SECTOR 1	SECTOR 2	LAP TIME	MPH	DIFF	TIME OF DAY	
1 -		27.888	1:11.355	82.76	3.308	11:18:34.333	
2 -	42.130	27.944	1:10.074	84.27	2.027	11:19:44.407	
3 -	41.609	27.442	1:09.051	85.52	1.004	11:20:53.458	
4 -	40.847	27.446	1:08.293	86.47	0.246	11:22:01.751	
5 -	40.803	27.455	1:08.258 (3)	86.51	0.211	11:23:10.009	
6 -	41.529	27.376	1:08.905	85.70	0.858	11:24:18.914	
7 -	40.712	27.335	1:08.047 (1)	86.78		11:25:26.961	
8 -	40.657	27.528	1:08.185 (2)	86.61	0.138	11:26:35.146	

P3		19 J		James O'MARA		Kawasaki NINJA 400 - BRP Machining Ltd	
IDEAL LAP TIME : 1:09.175		BEST LAP TIME : 1:09.175		DIFFERENCE : 0.000			
LAP	SECTOR 1	SECTOR 2	LAP TIME	MPH	DIFF	TIME OF DAY	
1 -		28.561	1:12.746	81.18	3.571	11:18:35.724	
2 -	41.816	28.103	1:09.919 (2)	84.46	0.744	11:19:45.643	
3 -	41.818	28.297	1:10.115	84.22	0.940	11:20:55.758	
4 -	41.964	28.144	1:10.108 (3)	84.23	0.933	11:22:05.866	
5 -	41.961	28.484	1:10.445	83.83	1.270	11:23:16.311	
6 -	41.079	28.096	1:09.175 (1)	85.37		11:24:25.486	
7 -	41.827	28.398	1:10.225	84.09	1.050	11:25:35.711	
8 -	41.920	29.426	1:11.346	82.77	2.171	11:26:47.057	

P4		777 J		Maximus HARDY		Kawasaki NINJA 400 - DAD	
IDEAL LAP TIME : 1:09.525		BEST LAP TIME : 1:09.525		DIFFERENCE : 0.000			
LAP	SECTOR 1	SECTOR 2	LAP TIME	MPH	DIFF	TIME OF DAY	
1 -		28.218	1:11.872	82.16	2.347	11:18:34.850	
2 -	42.773	28.452	1:11.225	82.91	1.700	11:19:46.075	
3 -	41.555	29.132	1:10.687	83.54	1.162	11:20:56.762	
4 -	41.522	28.343	1:09.865 (3)	84.52	0.340	11:22:06.627	
5 -	41.687	28.452	1:10.139	84.19	0.614	11:23:16.766	
6 -	41.504	28.021	1:09.525 (1)	84.94		11:24:26.291	
7 -	41.528	28.136	1:09.664 (2)	84.77	0.139	11:25:35.955	
8 -	42.324	28.996	1:11.320	82.80	1.795	11:26:47.275	

P5		118 J		Max HALL		Kawasaki NINJA 300 - Racecraft rider development	
IDEAL LAP TIME : 1:09.307		BEST LAP TIME : 1:09.646		DIFFERENCE : 0.339			
LAP	SECTOR 1	SECTOR 2	LAP TIME	MPH	DIFF	TIME OF DAY	
1 -		28.434	1:12.919	80.98	3.273	11:18:35.897	
2 -	41.775	28.463	1:10.238	84.08	0.592	11:19:46.135	
3 -	41.552	28.094	1:09.646 (1)	84.79		11:20:55.781	
4 -	41.910	28.336	1:10.246	84.07	0.600	11:22:06.027	
5 -	42.001	27.856	1:09.857 (3)	84.53	0.211	11:23:15.884	
6 -	41.913	27.755	1:09.668 (2)	84.76	0.022	11:24:25.552	
7 -	41.895	28.232	1:10.127	84.21	0.481	11:25:35.679	
8 -	41.961	29.681	1:11.642	82.43	1.996	11:26:47.321	

BMCRC - MRO Championships 2022 - Rnd 2 @ Silverstone National

ACU Team Green Junior Cup & Senior 300

RACE 5 - SECTOR ANALYSIS



SECTOR 1 = FL to I1, SECTOR 2 = I1 to FL, DIFF = Difference To Personal Best Lap, P = Crossed Finish Line in Pit Lane, D = Time Disallowed

P6 311 J Nathan-Ellis WARD		Kawasaki NINJA 300 - Zipped up racing				
IDEAL LAP TIME : 1:09.483		BEST LAP TIME : 1:09.573		DIFFERENCE : 0.090		
LAP	SECTOR 1	SECTOR 2	LAP TIME	MPH	DIFF	TIME OF DAY
1 -		28.095	1:12.321	81.65	2.748	11:18:35.299
2 -	42.165	27.893	1:10.058 (2)	84.29	0.485	11:19:45.357
3 -	42.172	28.218	1:10.390	83.89	0.817	11:20:55.747
4 -	42.125	28.292	1:10.417	83.86	0.844	11:22:06.164
5 -	42.040	28.481	1:10.521	83.74	0.948	11:23:16.685
6 -	41.590	27.983	1:09.573 (1)	84.88		11:24:26.258
7 -	41.923	28.238	1:10.161 (3)	84.17	0.588	11:25:36.419
8 -	42.002	29.058	1:11.060	83.10	1.487	11:26:47.479

P7 95 J Greg MARSHALL		Kawasaki NINJA 300 - Mum & Dad; HEL Performance				
IDEAL LAP TIME : 1:10.298		BEST LAP TIME : 1:10.383		DIFFERENCE : 0.085		
LAP	SECTOR 1	SECTOR 2	LAP TIME	MPH	DIFF	TIME OF DAY
1 -		29.270	1:14.328	79.45	3.945	11:18:37.306
2 -	42.111	28.601	1:10.712 (2)	83.51	0.329	11:19:48.018
3 -	42.520	28.888	1:11.408	82.70	1.025	11:20:59.426
4 -	43.159	29.062	1:12.221	81.77	1.838	11:22:11.647
5 -	42.513	28.436	1:10.949 (3)	83.23	0.566	11:23:22.596
6 -	42.291	28.977	1:11.268	82.86	0.885	11:24:33.864
7 -	42.196	28.187	1:10.383 (1)	83.90		11:25:44.247
8 -	42.288	28.688	1:10.976	83.20	0.593	11:26:55.223

P8 34 J Oliver ARBON		Kawasaki NINJA 400 - tt plumbing and heating				
IDEAL LAP TIME :		BEST LAP TIME : 1:11.043		DIFFERENCE :		
LAP	SECTOR 1	SECTOR 2	LAP TIME	MPH	DIFF	TIME OF DAY
1 -			1:13.747	80.07	2.704	11:18:36.725
2 -			1:11.671	82.39	0.628	11:19:48.396
3 -			1:11.545	82.54	0.502	11:20:59.941
4 -			1:11.436	82.67	0.393	11:22:11.377
5 -			1:11.148	83.00	0.105	11:23:22.525
6 -			1:11.086 (2)	83.07	0.043	11:24:33.611
7 -			1:11.101 (3)	83.06	0.058	11:25:44.712
8 -			1:11.043 (1)	83.12		11:26:55.755

P9 125 J Ben JOLLIFFE		Kawasaki NINJA 300 -				
IDEAL LAP TIME : 1:10.552		BEST LAP TIME : 1:10.552		DIFFERENCE : 0.000		
LAP	SECTOR 1	SECTOR 2	LAP TIME	MPH	DIFF	TIME OF DAY
1 -		28.992	1:14.431	79.34	3.879	11:18:37.409
2 -	42.412	29.060	1:11.472	82.62	0.920	11:19:48.881
3 -	42.321	28.991	1:11.312	82.81	0.760	11:21:00.193
4 -	42.543	29.479	1:12.022	81.99	1.470	11:22:12.215
5 -	42.128	28.424	1:10.552 (1)	83.70		11:23:22.767
6 -	42.202	28.980	1:11.182	82.96	0.630	11:24:33.949
7 -	42.255	28.787	1:11.042 (3)	83.12	0.490	11:25:44.991
8 -	42.306	28.663	1:10.969 (2)	83.21	0.417	11:26:55.960

P10 67 J Iwan JONES		Kawasaki NINJA 300 - Danosh Services Ltd				
IDEAL LAP TIME : 1:10.368		BEST LAP TIME : 1:10.656		DIFFERENCE : 0.288		
LAP	SECTOR 1	SECTOR 2	LAP TIME	MPH	DIFF	TIME OF DAY
1 -		29.569	1:15.285	78.44	4.629	11:18:38.263
2 -	42.344	28.954	1:11.298	82.83	0.642	11:19:49.561
3 -	42.119	28.728	1:10.847 (2)	83.35	0.191	11:21:00.408
4 -	42.591	29.371	1:11.962	82.06	1.306	11:22:12.370
5 -	42.552	28.709	1:11.261	82.87	0.605	11:23:23.631
6 -	41.769	28.887	1:10.656 (1)	83.58		11:24:34.287
7 -	42.321	28.599	1:10.920 (3)	83.27	0.264	11:25:45.207
8 -	42.487	28.773	1:11.260	82.87	0.604	11:26:56.467

BMCRC - MRO Championships 2022 - Rnd 2 @ Silverstone National

ACU Team Green Junior Cup & Senior 300

RACE 5 - SECTOR ANALYSIS



SECTOR 1 = FL to I1, SECTOR 2 = I1 to FL, DIFF = Difference To Personal Best Lap, P = Crossed Finish Line in Pit Lane, D = Time Disallowed

P11 77 J		Joe WHITE		Kawasaki NINJA 400 - Just In Graphics /MZ CONTRACTS/ Silve			
IDEAL LAP TIME : 1:09.836		BEST LAP TIME : 1:10.375		DIFFERENCE : 0.539			
LAP	SECTOR 1	SECTOR 2	LAP TIME	MPH	DIFF	TIME OF DAY	
1 -		29.569	1:15.440	78.28	5.065	11:18:38.418	
2 -	42.678	28.763	1:11.441	82.66	1.066	11:19:49.859	
3 -	41.489	28.886	1:10.375 (1)	83.91		11:21:00.234	
4 -	42.299	28.994	1:11.293	82.83	0.918	11:22:11.527	
5 -	42.575	28.347	1:10.922 (2)	83.26	0.547	11:23:22.449	
6 -	42.313	28.674	1:10.987 (3)	83.19	0.612	11:24:33.436	
7 -	42.695	28.787	1:11.482	82.61	1.107	11:25:44.918	
8 -	42.316	29.330	1:11.646	82.42	1.271	11:26:56.564	

P12 27 J		Felix DORLING		Kawasaki NINJA 400 - Kernow Controls			
IDEAL LAP TIME : 1:10.155		BEST LAP TIME : 1:10.329		DIFFERENCE : 0.174			
LAP	SECTOR 1	SECTOR 2	LAP TIME	MPH	DIFF	TIME OF DAY	
1 -		29.596	1:16.918	76.77	6.589	11:18:39.896	
2 -	43.037	29.457	1:12.494	81.46	2.165	11:19:52.390	
3 -	42.073	28.509	1:10.582	83.67	0.253	11:21:02.972	
4 -	42.204	29.102	1:11.306	82.82	0.977	11:22:14.278	
5 -	41.646	28.683	1:10.329 (1)	83.97		11:23:24.607	
6 -	41.938	28.623	1:10.561 (3)	83.69	0.232	11:24:35.168	
7 -	41.840	28.620	1:10.460 (2)	83.81	0.131	11:25:45.628	
8 -	42.426	28.774	1:11.200	82.94	0.871	11:26:56.828	

P13 91 J		Sam HIRST		Kawasaki NINJA - Valley Racing			
IDEAL LAP TIME : 1:10.238		BEST LAP TIME : 1:10.238		DIFFERENCE : 0.000			
LAP	SECTOR 1	SECTOR 2	LAP TIME	MPH	DIFF	TIME OF DAY	
1 -		29.982	1:16.065	77.63	5.827	11:18:39.043	
2 -	42.097	29.242	1:11.339	82.78	1.101	11:19:50.382	
3 -	41.862	28.376	1:10.238 (1)	84.08		11:21:00.620	
4 -	42.399	29.316	1:11.715	82.34	1.477	11:22:12.335	
5 -	42.391	28.635	1:11.026	83.14	0.788	11:23:23.361	
6 -	42.128	28.730	1:10.858 (2)	83.34	0.620	11:24:34.219	
7 -	42.053	28.922	1:10.975 (3)	83.20	0.737	11:25:45.194	
8 -	42.776	29.232	1:12.008	82.01	1.770	11:26:57.202	

P14 20 J		Jack MUIR		Kawasaki NINJA 400 -			
IDEAL LAP TIME : 1:10.489		BEST LAP TIME : 1:10.489		DIFFERENCE : 0.000			
LAP	SECTOR 1	SECTOR 2	LAP TIME	MPH	DIFF	TIME OF DAY	
1 -		29.005	1:13.963	79.84	3.474	11:18:36.941	
2 -	42.704	29.159	1:11.863	82.17	1.374	11:19:48.804	
3 -	41.988	28.971	1:10.959 (2)	83.22	0.470	11:20:59.763	
4 -	42.930	29.453	1:12.383	81.58	1.894	11:22:12.146	
5 -	42.347	28.824	1:11.171 (3)	82.97	0.682	11:23:23.317	
6 -	43.401	28.788	1:12.189	81.80	1.700	11:24:35.506	
7 -	41.934	28.555	1:10.489 (1)	83.78		11:25:45.995	
8 -	42.355	28.944	1:11.299	82.82	0.810	11:26:57.294	

P15 0 S		Konrad BREESE		Kawasaki NINJA 400 - STIHL Racing			
IDEAL LAP TIME : 1:10.980		BEST LAP TIME : 1:11.166		DIFFERENCE : 0.186			
LAP	SECTOR 1	SECTOR 2	LAP TIME	MPH	DIFF	TIME OF DAY	
1 -		29.876	1:15.400	78.32	4.234	11:18:38.378	
2 -	42.581	29.125	1:11.706	82.35	0.540	11:19:50.084	
3 -	42.074	29.092	1:11.166 (1)	82.98		11:21:01.250	
4 -	42.050	29.236	1:11.286	82.84	0.120	11:22:12.536	
5 -	42.598	28.930	1:11.528	82.56	0.362	11:23:24.064	
6 -	42.387	29.269	1:11.656	82.41	0.490	11:24:35.720	
7 -	42.141	29.030	1:11.171 (2)	82.97	0.005	11:25:46.891	
8 -	42.064	29.186	1:11.250 (3)	82.88	0.084	11:26:58.141	

BMCRC - MRO Championships 2022 - Rnd 2 @ Silverstone National

ACU Team Green Junior Cup & Senior 300

RACE 5 - SECTOR ANALYSIS



SECTOR 1 = FL to I1, SECTOR 2 = I1 to FL, DIFF = Difference To Personal Best Lap, P = Crossed Finish Line in Pit Lane, D = Time Disallowed

P16 58 J		Matthew WOOD		Kawasaki NINJA 300 -			
IDEAL LAP TIME : 1:10.569		BEST LAP TIME : 1:10.582		DIFFERENCE : 0.013			
LAP	SECTOR 1	SECTOR 2	LAP TIME	MPH	DIFF	TIME OF DAY	
1 -		29.833	1:15.716	77.99	5.134	11:18:38.694	
2 -	43.229	29.654	1:12.883	81.02	2.301	11:19:51.577	
3 -	42.857	29.322	1:12.179	81.81	1.597	11:21:03.756	
4 -	42.284	29.447	1:11.731	82.33	1.149	11:22:15.487	
5 -	42.124	29.093	1:11.217	82.92	0.635	11:23:26.704	
6 -	41.848	28.947	1:10.795 (3)	83.41	0.213	11:24:37.499	
7 -	41.654	28.928	1:10.582 (1)	83.67		11:25:48.081	
8 -	41.797	28.915	1:10.712 (2)	83.51	0.130	11:26:58.793	

P17 31 J		Robbie PARK		Kawasaki NINJA - Chel & Wa Gillot			
IDEAL LAP TIME : 1:11.489		BEST LAP TIME : 1:11.489		DIFFERENCE : 0.000			
LAP	SECTOR 1	SECTOR 2	LAP TIME	MPH	DIFF	TIME OF DAY	
1 -		30.679	1:19.758	74.04	8.269	11:18:42.736	
2 -	42.986	29.705	1:12.691	81.24	1.202	11:19:55.427	
3 -	43.962	29.644	1:13.606	80.23	2.117	11:21:09.033	
4 -	42.999	29.073	1:12.072 (3)	81.94	0.583	11:22:21.105	
5 -	42.553	29.410	1:11.963 (2)	82.06	0.474	11:23:33.068	
6 -	42.491	28.998	1:11.489 (1)	82.60		11:24:44.557	
7 -	43.016	29.481	1:12.497	81.46	1.008	11:25:57.054	
8 -	42.776	29.315	1:12.091	81.91	0.602	11:27:09.145	

P18 10 S		Mike BRUNSDON		Kawasaki NINJA 400 - CF Fairford			
IDEAL LAP TIME : 1:12.750		BEST LAP TIME : 1:12.750		DIFFERENCE : 0.000			
LAP	SECTOR 1	SECTOR 2	LAP TIME	MPH	DIFF	TIME OF DAY	
1 -		29.758	1:16.573	77.12	3.823	11:18:39.551	
2 -	43.082	29.668	1:12.750 (1)	81.17		11:19:52.301	
3 -	44.006	29.828	1:13.834	79.98	1.084	11:21:06.135	
4 -	43.173	30.273	1:13.446	80.40	0.696	11:22:19.581	
5 -	43.559	30.122	1:13.681	80.15	0.931	11:23:33.262	
6 -	43.120	29.991	1:13.111 (3)	80.77	0.361	11:24:46.373	
7 -	43.218	29.849	1:13.067 (2)	80.82	0.317	11:25:59.440	
8 -	43.356	30.542	1:13.898	79.91	1.148	11:27:13.338	

P19 66 S		Mark SMITH		Kawasaki NINJA 300 - MHP EXHAUST'S			
IDEAL LAP TIME : 1:12.685		BEST LAP TIME : 1:12.685		DIFFERENCE : 0.000			
LAP	SECTOR 1	SECTOR 2	LAP TIME	MPH	DIFF	TIME OF DAY	
1 -		30.281	1:17.614	76.08	4.929	11:18:40.592	
2 -	42.923	29.762	1:12.685 (1)	81.25		11:19:53.277	
3 -	43.898	29.892	1:13.790	80.03	1.105	11:21:07.067	
4 -	43.042	30.043	1:13.085 (3)	80.80	0.400	11:22:20.152	
5 -	43.331	29.887	1:13.218	80.65	0.533	11:23:33.370	
6 -	43.140	30.269	1:13.409	80.44	0.724	11:24:46.779	
7 -	42.942	29.804	1:12.746 (2)	81.18	0.061	11:25:59.525	
8 -	43.545	30.442	1:13.987	79.82	1.302	11:27:13.512	

P20 70 S		Justin WHITE		Kawasaki NINJA 400 - Just In Graphics			
IDEAL LAP TIME : 1:12.573		BEST LAP TIME : 1:12.735		DIFFERENCE : 0.162			
LAP	SECTOR 1	SECTOR 2	LAP TIME	MPH	DIFF	TIME OF DAY	
1 -		29.865	1:16.474	77.22	3.739	11:18:39.452	
2 -	43.894	29.493	1:13.387	80.47	0.652	11:19:52.839	
3 -	43.278	29.457	1:12.735 (1)	81.19		11:21:05.574	
4 -	43.768	30.057	1:13.825	79.99	1.090	11:22:19.399	
5 -	44.112	30.116	1:14.228	79.56	1.493	11:23:33.627	
6 -	43.433	29.953	1:13.386 (3)	80.47	0.651	11:24:47.013	
7 -	43.116	29.845	1:12.961 (2)	80.94	0.226	11:25:59.974	
8 -	43.194	30.532	1:13.726	80.10	0.991	11:27:13.700	

BMCRC - MRO Championships 2022 - Rnd 2 @ Silverstone National

ACU Team Green Junior Cup & Senior 300

RACE 5 - SECTOR ANALYSIS



SECTOR 1 = FL to I1, SECTOR 2 = I1 to FL, DIFF = Difference To Personal Best Lap, P = Crossed Finish Line in Pit Lane, D = Time Disallowed

P21 50 J Jay YELDHAM		Kawasaki NINJA 400 - WKD Installations				
IDEAL LAP TIME : 1:12.457		BEST LAP TIME : 1:12.901		DIFFERENCE : 0.444		
LAP	SECTOR 1	SECTOR 2	LAP TIME	MPH	DIFF	TIME OF DAY
1 -		30.101	1:18.093	75.62	5.192	11:18:41.071
2 -	44.519	29.965	1:14.484	79.28	1.583	11:19:55.555
3 -	43.659	30.305	1:13.964	79.84	1.063	11:21:09.519
4 -	43.398	29.607	1:13.005	80.89	0.104	11:22:22.524
5 -	43.159	29.764	1:12.923 (2)	80.98	0.022	11:23:35.447
6 -	43.246	29.655	1:12.901 (1)	81.00		11:24:48.348
7 -	42.850	30.144	1:12.994 (3)	80.90	0.093	11:26:01.342
8 -	43.932	29.859	1:13.791	80.03	0.890	11:27:15.133

P22 48 S Kevin SABBARTON		Kawasaki NINJA 300 -				
IDEAL LAP TIME : 1:12.535		BEST LAP TIME : 1:12.647		DIFFERENCE : 0.112		
LAP	SECTOR 1	SECTOR 2	LAP TIME	MPH	DIFF	TIME OF DAY
1 -		30.453	1:19.676	74.12	7.029	11:18:42.654
2 -	43.747	29.799	1:13.546	80.29	0.899	11:19:56.200
3 -	43.849	30.291	1:14.140	79.65	1.493	11:21:10.340
4 -	43.811	29.649	1:13.460	80.39	0.813	11:22:23.800
5 -	43.484	29.801	1:13.285	80.58	0.638	11:23:37.085
6 -	43.224	29.770	1:12.994 (3)	80.90	0.347	11:24:50.079
7 -	43.067	29.580	1:12.647 (1)	81.29		11:26:02.726
8 -	42.955	29.946	1:12.901 (2)	81.00	0.254	11:27:15.627

P23 32 S Conor MURRAY		Kawasaki NINJA 300 -				
IDEAL LAP TIME : 1:13.324		BEST LAP TIME : 1:13.613		DIFFERENCE : 0.289		
LAP	SECTOR 1	SECTOR 2	LAP TIME	MPH	DIFF	TIME OF DAY
1 -		30.585	1:19.400	74.37	5.787	11:18:42.378
2 -	43.763	29.850	1:13.613 (1)	80.22		11:19:55.991
3 -	43.924	30.258	1:14.182	79.61	0.569	11:21:10.173
4 -	43.776	30.268	1:14.044	79.75	0.431	11:22:24.217
5 -	44.019	30.036	1:14.055	79.74	0.442	11:23:38.272
6 -	43.501	30.279	1:13.780 (3)	80.04	0.167	11:24:52.052
7 -	43.694	30.575	1:14.269	79.51	0.656	11:26:06.321
8 -	43.474	30.277	1:13.751 (2)	80.07	0.138	11:27:20.072

P24 62 S Nicholas BETTRIDGE		Kawasaki NINJA - Weald builders				
IDEAL LAP TIME : 1:13.203		BEST LAP TIME : 1:13.449		DIFFERENCE : 0.246		
LAP	SECTOR 1	SECTOR 2	LAP TIME	MPH	DIFF	TIME OF DAY
1 -		31.296	1:19.220	74.54	5.771	11:18:42.198
2 -	44.367	30.468	1:14.835	78.91	1.386	11:19:57.033
3 -	43.837	30.451	1:14.288	79.49	0.839	11:21:11.321
4 -	43.505	30.437	1:13.942	79.86	0.493	11:22:25.263
5 -	43.544	30.221	1:13.765 (3)	80.06	0.316	11:23:39.028
6 -	42.982	30.467	1:13.449 (1)	80.40		11:24:52.477
7 -	43.232	30.241	1:13.473 (2)	80.37	0.024	11:26:05.950
8 -	43.793	30.339	1:14.132	79.66	0.683	11:27:20.082

P25 18 J George HIGGINS		Kawasaki NINJA 400 - Aztec Racing				
IDEAL LAP TIME : 1:14.397		BEST LAP TIME : 1:14.651		DIFFERENCE : 0.254		
LAP	SECTOR 1	SECTOR 2	LAP TIME	MPH	DIFF	TIME OF DAY
1 -		31.032	1:20.742	73.14	6.091	11:18:43.720
2 -	44.574	30.300	1:14.874 (3)	78.87	0.223	11:19:58.594
3 -	44.819	29.949	1:14.768 (2)	78.98	0.117	11:21:13.362
4 -	44.587	30.476	1:15.063	78.67	0.412	11:22:28.425
5 -	44.448	30.203	1:14.651 (1)	79.11		11:23:43.076
6 -	44.570	30.448	1:15.018	78.72	0.367	11:24:58.094
7 -	44.673	30.281	1:14.954	78.79	0.303	11:26:13.048
8 -	44.562	31.020	1:15.582	78.13	0.931	11:27:28.630

BMCRC - MRO Championships 2022 - Rnd 2 @ Silverstone National

ACU Team Green Junior Cup & Senior 300

RACE 5 - SECTOR ANALYSIS



SECTOR 1 = FL to I1, SECTOR 2 = I1 to FL, DIFF = Difference To Personal Best Lap, P = Crossed Finish Line in Pit Lane, D = Time Disallowed

P26		400 S		Stuart THURTLÉ		Kawasaki NINJA 400 - TeamTortoise Racing	
IDEAL LAP TIME : 1:14.701		BEST LAP TIME : 1:14.807		DIFFERENCE : 0.106			
LAP	SECTOR 1	SECTOR 2	LAP TIME	MPH	DIFF	TIME OF DAY	
1 -		31.096	1:21.446	72.50	6.639	11:18:44.424	
2 -	43.995	30.948	1:14.943 (2)	78.80	0.136	11:19:59.367	
3 -	44.281	30.706	1:14.987 (3)	78.75	0.180	11:21:14.354	
4 -	44.102	31.466	1:15.568	78.15	0.761	11:22:29.922	
5 -	44.344	30.737	1:15.081	78.65	0.274	11:23:45.003	
6 -	44.395	30.978	1:15.373	78.35	0.566	11:25:00.376	
7 -	44.031	30.776	1:14.807 (1)	78.94		11:26:15.183	
8 -	44.250	31.268	1:15.518	78.20	0.711	11:27:30.701	

P27		173 S		Jason HEANAN		Kawasaki NINJA 300 -	
IDEAL LAP TIME : 1:13.612		BEST LAP TIME : 1:13.834		DIFFERENCE : 0.222			
LAP	SECTOR 1	SECTOR 2	LAP TIME	MPH	DIFF	TIME OF DAY	
1 -		31.251	1:21.113	72.80	7.279	11:18:44.091	
2 -	45.249	31.257	1:16.506	77.19	2.672	11:20:00.597	
3 -	45.550	31.310	1:16.860	76.83	3.026	11:21:17.457	
4 -	45.015	30.936	1:15.951	77.75	2.117	11:22:33.408	
5 -	44.680	30.771	1:15.451	78.27	1.617	11:23:48.859	
6 -	44.121	30.429	1:14.550 (3)	79.21	0.716	11:25:03.409	
7 -	44.343	29.491	1:13.834 (1)	79.98		11:26:17.243	
8 -	44.222	30.005	1:14.227 (2)	79.56	0.393	11:27:31.470	

P28		155 J		Brandon BAKER		Kawasaki NINJA 300 - K-66, ION.	
IDEAL LAP TIME : 1:13.799		BEST LAP TIME : 1:13.811		DIFFERENCE : 0.012			
LAP	SECTOR 1	SECTOR 2	LAP TIME	MPH	DIFF	TIME OF DAY	
1 -		31.900	1:23.002	71.15	9.191	11:18:45.980	
2 -	44.562	30.873	1:15.435	78.28	1.624	11:20:01.415	
3 -	45.044	30.983	1:16.027	77.67	2.216	11:21:17.442	
4 -	44.563	30.902	1:15.465	78.25	1.654	11:22:32.907	
5 -	44.574	30.905	1:15.479	78.24	1.668	11:23:48.386	
6 -	44.202	31.039	1:15.241 (3)	78.49	1.430	11:25:03.627	
7 -	43.917	30.201	1:14.118 (2)	79.67	0.307	11:26:17.745	
8 -	43.598	30.213	1:13.811 (1)	80.01		11:27:31.556	

P29		56 S		Jack HAYES-WOLFF		Kawasaki NINJA 300 -	
IDEAL LAP TIME : 1:14.485		BEST LAP TIME : 1:15.093		DIFFERENCE : 0.608			
LAP	SECTOR 1	SECTOR 2	LAP TIME	MPH	DIFF	TIME OF DAY	
1 -		30.894	1:20.206	73.63	5.113	11:18:43.184	
2 -	44.155	30.938	1:15.093 (1)	78.64		11:19:58.277	
3 -	45.139	30.330	1:15.469	78.25	0.376	11:21:13.746	
4 -	44.678	30.640	1:15.318 (3)	78.40	0.225	11:22:29.064	
5 -	45.207	31.316	1:16.523	77.17	1.430	11:23:45.587	
6 -	44.478	30.992	1:15.470	78.25	0.377	11:25:01.057	
7 -	44.305	30.989	1:15.294 (2)	78.43	0.201	11:26:16.351	
8 -	45.020	31.159	1:16.179	77.52	1.086	11:27:32.530	

P30		73 S		Jemma HANNAFORD		Kawasaki NINJA 300 -	
IDEAL LAP TIME : 1:14.675		BEST LAP TIME : 1:14.675		DIFFERENCE : 0.000			
LAP	SECTOR 1	SECTOR 2	LAP TIME	MPH	DIFF	TIME OF DAY	
1 -		31.764	1:22.767	71.35	8.092	11:18:45.745	
2 -	45.049	31.210	1:16.259	77.44	1.584	11:20:02.004	
3 -	44.968	31.735	1:16.703	76.99	2.028	11:21:18.707	
4 -	44.981	31.325	1:16.306	77.39	1.631	11:22:35.013	
5 -	44.457	30.891	1:15.348	78.37	0.673	11:23:50.361	
6 -	43.960	30.715	1:14.675 (1)	79.08		11:25:05.036	
7 -	44.075	30.793	1:14.868 (3)	78.88	0.193	11:26:19.904	
8 -	44.007	30.849	1:14.856 (2)	78.89	0.181	11:27:34.760	

BMCRC - MRO Championships 2022 - Rnd 2 @ Silverstone National

ACU Team Green Junior Cup & Senior 300

RACE 5 - SECTOR ANALYSIS



SECTOR 1 = FL to I1, SECTOR 2 = I1 to FL, DIFF = Difference To Personal Best Lap, P = Crossed Finish Line in Pit Lane, D = Time Disallowed

P31		54 S		Ben SCOTT		Kawasaki NINJA 300 - GI Landscapes VampTech	
IDEAL LAP TIME : 1:16.870		BEST LAP TIME : 1:16.966		DIFFERENCE : 0.096			
LAP	SECTOR 1	SECTOR 2	LAP TIME	MPH	DIFF	TIME OF DAY	
1 -		33.062	1:26.231	68.48	9.265	11:18:49.209	
2 -	45.735	32.064	1:17.799	75.90	0.833	11:20:07.008	
3 -	45.972	31.523	1:17.495	76.20	0.529	11:21:24.503	
4 -	45.633	31.491	1:17.124 (2)	76.57	0.158	11:22:41.627	
5 -	45.484	31.646	1:17.130 (3)	76.56	0.164	11:23:58.757	
6 -	45.580	31.386	1:16.966 (1)	76.73		11:25:15.723	
7 -	45.598	31.684	1:17.282	76.41	0.316	11:26:33.005	
8 -	45.485	31.801	1:17.286	76.41	0.320	11:27:50.291	

P32		4 S		Nigel FRANKLIN		Kawasaki NINJA 300 - Jane Franklin	
IDEAL LAP TIME : 1:17.083		BEST LAP TIME : 1:17.170		DIFFERENCE : 0.087			
LAP	SECTOR 1	SECTOR 2	LAP TIME	MPH	DIFF	TIME OF DAY	
1 -		31.816	1:24.103	70.21	6.933	11:18:47.081	
2 -	46.883	31.555	1:18.438	75.29	1.268	11:20:05.519	
3 -	45.979	31.749	1:17.728	75.97	0.558	11:21:23.247	
4 -	45.836	31.334	1:17.170 (1)	76.52		11:22:40.417	
5 -	46.119	31.278	1:17.397	76.30	0.227	11:23:57.814	
6 -	46.015	31.294	1:17.309 (2)	76.39	0.139	11:25:15.123	
7 -	45.805	31.552	1:17.357 (3)	76.34	0.187	11:26:32.480	
8 -	45.954	31.996	1:17.950	75.76	0.780	11:27:50.430	

P33		14 J		Maryann McCARTNEY		Kawasaki NINJA 300 -	
IDEAL LAP TIME : 1:16.372		BEST LAP TIME : 1:16.552		DIFFERENCE : 0.180			
LAP	SECTOR 1	SECTOR 2	LAP TIME	MPH	DIFF	TIME OF DAY	
1 -		31.326	1:23.623	70.62	7.071	11:18:46.601	
2 -	45.983	30.569	1:16.552 (1)	77.14		11:20:03.153	
3 -	45.803	31.130	1:16.933 (2)	76.76	0.381	11:21:20.086	
4 -	46.111	31.039	1:17.150	76.54	0.598	11:22:37.236	
5 -	46.022	31.011	1:17.033 (3)	76.66	0.481	11:23:54.269	
6 -	1:14.848	35.689	1:50.537	53.42	33.985	11:25:44.806	
7 -	47.736	32.512	1:20.248	73.59	3.696	11:27:05.054	

P34		60 J		Lennon DOCHERTY		Kawasaki NINJA 400 - Doc Fit Training	
IDEAL LAP TIME : 1:07.930		BEST LAP TIME : 1:08.356		DIFFERENCE : 0.426			
LAP	SECTOR 1	SECTOR 2	LAP TIME	MPH	DIFF	TIME OF DAY	
1 -		28.104	1:12.163	81.83	3.807	11:18:35.141	
2 -	41.416	27.610	1:09.026	85.55	0.670	11:19:44.167	
3 -	41.244	27.692	1:08.936	85.66	0.580	11:20:53.103	
4 -	40.972	27.534	1:08.506	86.20	0.150	11:22:01.609	
5 -	40.818	27.556	1:08.374 (2)	86.37	0.018	11:23:09.983	
6 -	40.963	27.393	1:08.356 (1)	86.39		11:24:18.339	
7 -	40.783	27.654	1:08.437 (3)	86.29	0.081	11:25:26.776	

P35		97 J		Ben PLATT		Kawasaki NINJA 400 - adss ltd	
IDEAL LAP TIME : 1:11.841		BEST LAP TIME : 1:12.162		DIFFERENCE : 0.321			
LAP	SECTOR 1	SECTOR 2	LAP TIME	MPH	DIFF	TIME OF DAY	
1 -		29.304	1:14.279	79.50	2.117	11:18:37.257	
2 -	42.537	29.625	1:12.162 (1)	81.83		11:19:49.419	

BMCRC - MRO Championships 2022 - Rnd 2 @ Silverstone National

ACU Team Green Junior Cup & Senior 300

RACE 5 - BEST SECTORS

SECTOR 1			SECTOR 2			IDEAL / BEST COMPARISON						
POS	NO	NAME	TIME	NO	NAME	TIME	POS	NO	NAME	IDEAL	BEST	DIFF
									PERFECT LAP	1:07.861		
1	60	DOCHERTY	40.537	131	MELLOR	27.324	1	60	DOCHERTY	1:07.930	1:08.356	0.426
2	131	MELLOR	40.656	8	ATKINSON	27.335	2	131	MELLOR	1:07.980	1:08.171	0.191
3	8	ATKINSON	40.657	60	DOCHERTY	27.393	3	8	ATKINSON	1:07.992	1:08.047	0.055
4	19	O'MARA	41.079	118	HALL	27.755	4	19	O'MARA	1:09.175	1:09.175	0.000
5	77	WHITE	41.489	311	WARD	27.893	5	118	HALL	1:09.307	1:09.646	0.339
6	777	HARDY	41.504	777	HARDY	28.021	6	311	WARD	1:09.483	1:09.573	0.090
7	118	HALL	41.552	19	O'MARA	28.096	7	777	HARDY	1:09.525	1:09.525	0.000
8	311	WARD	41.590	95	MARSHALL	28.187	8	77	WHITE	1:09.836	1:10.375	0.539
9	27	DORLING	41.646	77	WHITE	28.347	9	27	DORLING	1:10.155	1:10.329	0.174
10	58	WOOD	41.654	91	HIRST	28.376	10	91	HIRST	1:10.238	1:10.238	0.000
11	67	JONES	41.769	125	JOLLIFFE	28.424	11	95	MARSHALL	1:10.298	1:10.383	0.085
12	91	HIRST	41.862	27	DORLING	28.509	12	67	JONES	1:10.368	1:10.656	0.288
13	20	MUIR	41.934	20	MUIR	28.555	13	20	MUIR	1:10.489	1:10.489	0.000
14	0	BREESE	42.050	67	JONES	28.599	14	125	JOLLIFFE	1:10.552	1:10.552	0.000
15	95	MARSHALL	42.111	58	WOOD	28.915	15	58	WOOD	1:10.569	1:10.582	0.013
16	125	JOLLIFFE	42.128	0	BREESE	28.930	16	0	BREESE	1:10.980	1:11.166	0.186
17	31	PARK	42.491	31	PARK	28.998	17	31	PARK	1:11.489	1:11.489	0.000
18	97	PLATT	42.537	97	PLATT	29.304	18	97	PLATT	1:11.841	1:12.162	0.321
19	50	YELDHAM	42.850	70	WHITE	29.457	19	50	YELDHAM	1:12.457	1:12.901	0.444
20	66	SMITH	42.923	173	HEANAN	29.491	20	48	SABBARTON	1:12.535	1:12.647	0.112
21	48	SABBARTON	42.955	48	SABBARTON	29.580	21	70	WHITE	1:12.573	1:12.735	0.162
22	62	BETTRIDGE	42.982	50	YELDHAM	29.607	22	66	SMITH	1:12.685	1:12.685	0.000
23	10	BRUNSDON	43.082	10	BRUNSDON	29.668	23	10	BRUNSDON	1:12.750	1:12.750	0.000
24	70	WHITE	43.116	66	SMITH	29.762	24	62	BETTRIDGE	1:13.203	1:13.449	0.246
25	32	MURRAY	43.474	32	MURRAY	29.850	25	32	MURRAY	1:13.324	1:13.613	0.289
26	155	BAKER	43.598	18	HIGGINS	29.949	26	173	HEANAN	1:13.612	1:13.834	0.222
27	73	HANNAFORD	43.960	155	BAKER	30.201	27	155	BAKER	1:13.799	1:13.811	0.012
28	400	THURTL	43.995	62	BETTRIDGE	30.221	28	18	HIGGINS	1:14.397	1:14.651	0.254
29	173	HEANAN	44.121	56	HAYES-WOLFF	30.330	29	56	HAYES-WOLFF	1:14.485	1:15.093	0.608
30	56	HAYES-WOLFF	44.155	14	McCARTNEY	30.569	30	73	HANNAFORD	1:14.675	1:14.675	0.000
31	18	HIGGINS	44.448	400	THURTL	30.706	31	400	THURTL	1:14.701	1:14.807	0.106
32	54	SCOTT	45.484	73	HANNAFORD	30.715	32	14	McCARTNEY	1:16.372	1:16.552	0.180
33	14	McCARTNEY	45.803	4	FRANKLIN	31.278	33	54	SCOTT	1:16.870	1:16.966	0.096
34	4	FRANKLIN	45.805	54	SCOTT	31.386	34	4	FRANKLIN	1:17.083	1:17.170	0.087
35							35	34	ARBON		1:11.043	

BMCRC - MRO Championships 2022 - Rnd 2 @ Silverstone National

ACU Team Green Junior Cup & Senior 300

RACE 5 - STATISTICS

Competitors Started	35
Planned Start	2022-04-03 @ 10:40:00.000
Actual Start	2022-04-03 @ 11:17:22.977
Finish Time	2022-04-03 @ 11:26:35.052
Track Length	1.6404mi.
Total Laps	272
Total Distance Covered	446.2060mi.

Session Fastest Lap History

NO	CL	NAME	LAP TIME	TIME OF DAY	LAP	VEHICLE
60	J	Lennon DOCHERTY	1:09.026	11:19:44.161	2	Kawasaki NINJA 400
60	J	Lennon DOCHERTY	1:08.936	11:20:53.096	3	Kawasaki NINJA 400
60	J	Lennon DOCHERTY	1:08.506	11:22:01.602	4	Kawasaki NINJA 400
8	S	Phil ATKINSON	1:08.293	11:22:01.737	4	Kawasaki NINJA 400
131	J	Dylan MELLOR	1:08.259	11:22:01.840	4	Kawasaki NINJA 300
8	S	Phil ATKINSON	1:08.258	11:23:10.009	5	Kawasaki NINJA 400
8	S	Phil ATKINSON	1:08.047	11:25:26.947	7	Kawasaki NINJA 400

Session Leader History

NO	CL	NAME	FROM LAP	LAPS LED	DISTANCE	VEHICLE
8	S	Phil ATKINSON	1	1	1.64 miles	Kawasaki NINJA 400
60	J	Lennon DOCHERTY	2	6	9.84 miles	Kawasaki NINJA 400
131	J	Dylan MELLOR	8	1	1.64 miles	Kawasaki NINJA 300

Flag History

TYPE	TIME OF DAY
GREEN	11:17:22.977
FINISH	11:26:35.052

Flag Statistics

TYPE	COUNT	TOTAL LAPS	TOTAL TIME
Green	1	8	10:37.273
Red	0	0	0.000
Safety Car	0	0	0.000
FCY	0	0	0.000

BMCRC - MRO Championships 2022 - Rnd 2 @ Silverstone National

ACU Team Green Junior Cup & Senior 300

RACE 5 - STATISTICS

CLASS : J

21 Starters

Fastest Lap History

NO	NAME	LAP TIME	TIME OF DAY	LAP	VEHICLE
60	Lennon DOCHERTY	1:09.026	11:19:44.161	2	Kawasaki NINJA 400
60	Lennon DOCHERTY	1:08.936	11:20:53.096	3	Kawasaki NINJA 400
60	Lennon DOCHERTY	1:08.506	11:22:01.602	4	Kawasaki NINJA 400
131	Dylan MELLOR	1:08.259	11:22:01.840	4	Kawasaki NINJA 300
131	Dylan MELLOR	1:08.171	11:26:35.067	8	Kawasaki NINJA 300

Leader History

NO	NAME	FROM LAP	LAPS LED	DISTANCE	VEHICLE
777	Maximus HARDY	1	1	1.64 miles	Kawasaki NINJA 400
60	Lennon DOCHERTY	2	6	9.84 miles	Kawasaki NINJA 400
131	Dylan MELLOR	8	1	1.64 miles	Kawasaki NINJA 300

BMCRC - MRO Championships 2022 - Rnd 2 @ Silverstone National

ACU Team Green Junior Cup & Senior 300

RACE 5 - STATISTICS

CLASS : S

14 Starters

Fastest Lap History

NO	NAME	LAP TIME	TIME OF DAY	LAP	VEHICLE
8	Phil ATKINSON	1:10.074	11:19:44.392	2	Kawasaki NINJA 400
8	Phil ATKINSON	1:09.051	11:20:53.444	3	Kawasaki NINJA 400
8	Phil ATKINSON	1:08.293	11:22:01.737	4	Kawasaki NINJA 400
8	Phil ATKINSON	1:08.258	11:23:10.009	5	Kawasaki NINJA 400
8	Phil ATKINSON	1:08.047	11:25:26.947	7	Kawasaki NINJA 400

Leader History

NO	NAME	FROM LAP	LAPS LED	DISTANCE	VEHICLE
8	Phil ATKINSON	1	8	13.12 miles	Kawasaki NINJA 400

BMCRC - MRO Championships 2022 - Rnd 2 @ Silverstone National



ACU Team Green Junior Cup & Senior 300

RACE 15 - GRID (8 Laps)



ROW 12		35	4	Nigel FRANKLIN	1:17.170	34	54	Ben SCOTT	1:16.966				
ROW 11		33	14	Maryann McCARTNEY	1:16.552	32	56	Jack HAYES-WOLFF	1:15.093	31	400	Stuart THURTLÉ	1:14.807
ROW 10		30	73	Jemma HANNAFORD	1:14.675	29	18	George HIGGINS	1:14.651	28	173	Jason HEANAN	1:13.834
ROW 9		27	155	Brandon BAKER	1:13.811	26	32	Conor MURRAY	1:13.613	25	62	Nicholas BETTRIDGE	1:13.449
ROW 8		24	50	Jay YELDHAM	1:12.901	23	10	Mike BRUNSDON	1:12.750	22	70	Justin WHITE	1:12.735
ROW 7		21	66	Mark SMITH	1:12.685	20	48	Kevin SABBARTON	1:12.647	19	97	Ben PLATT	1:12.162
ROW 6		18	31	Robbie PARK	1:11.489	17	0	Konrad BREESE	1:11.166	16	34	Oliver ARBON	1:11.043
ROW 5		15	67	Iwan JONES	1:10.656	14	58	Matthew WOOD	1:10.582	13	125	Ben JOLLIFFE	1:10.552
ROW 4		12	20	Jack MUIR	1:10.489	11	95	Greg MARSHALL	1:10.383	10	77	Joe WHITE	1:10.375
ROW 3		9	27	Felix DORLING	1:10.329	8	91	Sam HIRST	1:10.238	7	118	Max HALL	1:09.646
ROW 2		6	311	Nathan-Ellis WARD	1:09.573	5	777	Maximus HARDY	1:09.525	4	19	James O'MARA	1:09.175
ROW 1		3	60	Lennon DOCHERTY	1:08.356	2	131	Dylan MELLOR	1:08.171	1	8	Phil ATKINSON	1:08.047
Pole													

Silverstone National: 1.6404 miles

These results are provisional until the conclusion of any judicial and technical matters.

Clerk Of Course :	Stewards :	Timekeeper : Craig Smith
-------------------	------------	--------------------------

Results can be found at www.tsl-timing.com

Printed - 11:29 Sunday, 03 April 2022



BMCRC - MRO Championships 2022 - Rnd 2 @ Silverstone National



ACU Team Green Junior Cup & Senior 300

RACE 15 - CLASSIFICATION

Kawasaki

POS	NO	CL	PIC NAME	ENTRY	LAPS	TIME	GAP	DIFF	MPH	BEST	ON
1	60	J	1 Lennon DOCHERTY	Kawasaki NINJA 400 - Doc Fit Training	8	9:12.230			85.55	1:08.410	6
2	131	J	2 Dylan MELLOR	Kawasaki NINJA 300 - BDS Motorcycles	8	9:12.308	0.078	0.078	85.54	1:08.440	6
3	8	S	1 Phil ATKINSON	Kawasaki NINJA 400 - ROSE MOT	8	9:12.679	0.449	0.371	85.48	1:08.458	6
4	19	J	3 James O'MARA	Kawasaki NINJA 400 - BRP Machining Ltd	8	9:13.135	0.905	0.456	85.41	1:08.676	6
5	67	J	4 Iwan JONES	Kawasaki NINJA 300 - Danosh Services Ltd	8	9:23.810	11.580	10.675	83.79	1:09.366	8
6	91	J	5 Sam HIRST	Kawasaki NINJA - Valley Racing	8	9:23.897	11.667	0.087	83.78	1:09.002	8
7	95	J	6 Greg MARSHALL	Kawasaki NINJA 300 - Mum & Dad; HEL Performanc	8	9:24.265	12.035	0.368	83.72	1:09.023	8
8	777	J	7 Maximus HARDY	Kawasaki NINJA 400 - DAD	8	9:24.596	12.366	0.331	83.67	1:09.158	2
9	125	J	8 Ben JOLLIFFE	Kawasaki NINJA 300 -	8	9:24.632	12.402	0.036	83.67	1:09.519	8
10	97	J	9 Ben PLATT	Kawasaki NINJA 400 - adss ltd	8	9:25.322	13.092	0.690	83.57	1:09.369	8
11	20	J	10 Jack MUIR	Kawasaki NINJA 400 -	8	9:25.667	13.437	0.345	83.52	1:09.218	5
12	77	J	11 Joe WHITE	Kawasaki NINJA 400 - Just In Graphics /MZ CONTR	8	9:25.823	13.593	0.156	83.49	1:09.584	8
13	311	J	12 Nathan-Ellis WARD	Kawasaki NINJA 300 - Zipped up racing	8	9:26.772	14.542	0.949	83.35	1:09.785	8
14	34	J	13 Oliver ARBON	Kawasaki NINJA 400 - It plumbing and heating	8	9:34.079	21.849	7.307	82.29	1:10.991	4
15	31	J	14 Robbie PARK	Kawasaki NINJA - Chel & Wa Gillot	8	9:34.464	22.234	0.385	82.24	1:10.734	4
16	58	J	15 Matthew WOOD	Kawasaki NINJA 300 -	8	9:34.699	22.469	0.235	82.20	1:10.333	4
17	27	J	16 Felix DORLING	Kawasaki NINJA 400 - Kernow Controls	8	9:34.973	22.743	0.274	82.16	1:10.824	4
18	0	S	2 Konrad BREESE	Kawasaki NINJA 400 - STIHL Racing	8	9:35.575	23.345	0.602	82.08	1:10.933	2
19	10	S	3 Mike BRUNSDON	Kawasaki NINJA 400 - CF Fairford	8	9:49.122	36.892	13.547	80.19	1:12.326	3
20	70	S	4 Justin WHITE	Kawasaki NINJA 400 - Just In Graphics	8	9:51.781	39.551	2.659	79.83	1:12.533	2
21	50	J	17 Jay YELDHAM	Kawasaki NINJA 400 - WKD Installations	8	9:52.690	40.460	0.909	79.71	1:12.792	8
22	66	S	5 Mark SMITH	Kawasaki NINJA 300 - MHP EXHAUST S	8	9:53.460	41.230	0.770	79.60	1:13.069	8
23	62	S	6 Nicholas BETTRIDGE	Kawasaki NINJA - Weald builders	8	10:02.157	49.927	8.697	78.46	1:14.089	8
24	155	J	18 Brandon BAKER	Kawasaki NINJA 300 - K-66, ION.	8	10:02.286	50.056	0.129	78.44	1:13.469	4
25	48	S	7 Kevin SABBARTON	Kawasaki NINJA 300 -	8	10:02.532	50.302	0.246	78.41	1:13.596	4
26	18	J	19 George HIGGINS	Kawasaki NINJA 400 - Aztec Racing	8	10:02.704	50.474	0.172	78.38	1:13.654	8
27	400	S	8 Stuart THURTL	Kawasaki NINJA 400 - TeamTortoise Racing	8	10:02.939	50.709	0.235	78.35	1:13.608	8
28	32	S	9 Conor MURRAY	Kawasaki NINJA 300 -	8	10:04.848	52.618	1.909	78.11	1:13.993	2
29	173	S	10 Jason HEANAN	Kawasaki NINJA 300 -	8	10:04.868	52.638	0.020	78.10	1:13.856	7
30	73	S	11 Jemma HANNAFORD	Kawasaki NINJA 300 -	8	10:07.034	54.804	2.166	77.82	1:13.979	7
31	56	S	12 Jack HAYES-WOLFF	Kawasaki NINJA 300 -	8	10:14.327	1:02.097	7.293	76.90	1:15.378	4
32	54	S	13 Ben SCOTT	Kawasaki NINJA 300 - GI Landscapes VampTech	7	9:12.445	1 Lap	1 Lap	74.83	1:17.117	7
33	4	S	14 Nigel FRANKLIN	Kawasaki NINJA 300 - Jane Franklin	7	9:12.676	1 Lap	0.231	74.79	1:17.770	7
34	14	J	20 Maryann McCARTNEY	Kawasaki NINJA 300 -	7	9:19.712	1 Lap	7.036	73.85	1:17.868	5

NOT CLASSIFIED

DNF	118	J	Max HALL	Kawasaki NINJA 300 - Racecraft rider development	2	2:21.134	6 Laps	5 Laps	83.68	1:09.062	2
-----	-----	---	----------	--	---	----------	--------	--------	-------	----------	---

FASTEST LAP

60	J	Lennon DOCHERTY	Kawasaki NINJA 400 - Doc Fit Training	6	1:08.410	86.32 mph	138.93 kph
8	S	Phil ATKINSON	Kawasaki NINJA 400 - ROSE MOT	6	1:08.458	86.26 mph	138.83 kph

Class J - 92.5% of Race Speed = 79.13 mph
 Class S - 92.5% of Race Speed = 79.06 mph

Weather / Track : Cloudy / Dry

These results are provisional until the conclusion of any judicial and technical matters.

Race Distance: 8 Laps / 13.12 miles
 Silverstone National: 1.6404 miles
 Date: 03/04/2022 Start: 14:37 Finish: 14:46

Clerk Of Course :	Stewards :	Timekeeper : Craig Smith
-------------------	------------	--------------------------

Results can be found at www.tsl-timing.com

Printed - 14:49 Sunday, 03 April 2022



BMCRC - MRO Championships 2022 - Rnd 2 @ Silverstone National

ACU Team Green Junior Cup & Senior 300

RACE 15 - LAP CHART

LAP 1 @ 14:38:37.845

NO	BEHIND	LAP TIME
60		1:10.937
131	0.060	1:10.997
8	0.274	1:11.211
19	0.487	1:11.424
777	1.030	1:11.967
118	1.135	1:12.072
311	2.183	1:13.120
95	2.283	1:13.220
77	2.627	1:13.564
125	2.735	1:13.672
97	3.231	1:14.168
34	3.428	1:14.365
91	3.731	1:14.668
67	3.792	1:14.729
27	3.896	1:14.833
20	3.947	1:14.884
0	4.285	1:15.222
58	4.645	1:15.582
31	5.173	1:16.110
70	5.620	1:16.557
10	6.217	1:17.154
50	6.988	1:17.925
66	7.377	1:18.314
62	7.528	1:18.465
32	7.759	1:18.696
18	9.115	1:20.052
400	9.189	1:20.126
48	9.426	1:20.363
173	10.037	1:20.974
56	10.104	1:21.041
155	11.308	1:22.245
73	11.872	1:22.809
4	11.873	1:22.810
54	12.635	1:23.572
14	16.912	1:27.849

LAP 2 @ 14:39:46.464

NO	BEHIND	LAP TIME
60		1:08.619
131	0.232	1:08.791
8	0.452	1:08.797
19	0.795	1:08.927
777	1.569	1:09.158
118	1.578	1:09.062
95	3.846	1:10.182
311	4.160	1:10.596
97	4.174	1:09.562
125	4.715	1:10.599
67	4.959	1:09.786
77	5.203	1:11.195
34	5.865	1:11.056
91	6.314	1:11.202
0	6.599	1:10.933
20	6.792	1:11.464
27	7.029	1:11.752
31	7.776	1:11.222
58	7.873	1:11.847
70	9.534	1:12.533
10	10.626	1:13.028
50	12.052	1:13.683
66	12.278	1:13.520
32	13.133	1:13.993
62	13.544	1:14.635

LAP 3 @ 14:40:55.508

NO	BEHIND	LAP TIME
60		1:09.044
131	0.059	1:08.871
8	0.096	1:08.688
19	0.644	1:08.893
777	2.700	1:10.175
95	5.384	1:10.582
97	5.474	1:10.344
311	6.004	1:10.888
125	6.109	1:10.438
77	6.280	1:10.121
67	6.294	1:10.379
91	6.695	1:09.425
20	8.441	1:10.693
34	8.699	1:11.878
0	8.892	1:11.337
27	9.187	1:11.202
31	10.110	1:11.378
58	10.286	1:11.457
70	13.463	1:12.973
10	13.908	1:12.326
50	16.531	1:13.523
66	17.579	1:14.345
62	18.943	1:14.443
32	19.177	1:15.088
400	21.510	1:15.176
18	22.328	1:16.490
48	22.446	1:15.760
173	23.358	1:16.210
155	23.420	1:15.405
56	24.356	1:16.450
73	24.990	1:15.629
54	31.342	1:18.730
4	31.670	1:19.181
14	35.630	1:18.029

LAP 4 @ 14:42:04.622

NO	BEHIND	LAP TIME
60		1:09.114
131	0.154	1:09.209
8	0.267	1:09.285
19	0.476	1:08.946
777	4.286	1:10.700
95	6.655	1:10.385
97	6.802	1:10.442
67	6.833	1:09.653
125	7.341	1:10.346
311	7.815	1:10.925
77	8.195	1:11.029
91	8.259	1:10.678
20	9.217	1:09.890
34	10.576	1:10.991
27	10.897	1:10.824

LAP 5 @ 14:43:13.205

NO	BEHIND	LAP TIME
60		1:08.583
131	0.181	1:08.610
8	0.347	1:08.663
19	0.598	1:08.705
777	6.516	1:10.813
67	8.315	1:10.065
95	8.555	1:10.483
125	8.830	1:10.072
97	9.320	1:11.101
91	9.639	1:09.963
20	9.852	1:09.218
311	10.026	1:10.794
77	10.050	1:10.438
34	13.244	1:11.251
48	32.292	1:13.947
32	33.097	1:15.090
18	33.606	1:14.539
400	33.701	1:15.273
155	33.775	1:14.583
173	34.255	1:13.965
73	37.593	1:15.280
56	38.590	1:16.553
54	50.074	1:18.164
4	50.276	1:18.069
14	54.508	1:17.868

LAP 6 @ 14:44:21.615

NO	BEHIND	LAP TIME
60		1:08.410
131	0.211	1:08.440
8	0.395	1:08.458
19	0.864	1:08.676
777	8.921	1:10.815
95	10.219	1:10.074

LAP 7 @ 14:45:30.444

NO	BEHIND	LAP TIME
60		1:08.618
60	0.105	1:08.934
8	0.113	1:08.547
19	0.788	1:08.753
777	10.907	1:10.815
67	10.908	1:09.493
91	11.359	1:09.791
125	11.577	1:09.812
95	11.706	1:10.316
20	12.358	1:09.895
97	12.417	1:10.422
77	12.703	1:09.678
311	13.451	1:10.590
34	18.943	1:11.500
27	19.560	1:11.789
31	19.783	1:11.686
58	19.878	1:11.245
0	20.711	1:12.245
10	32.579	1:13.759
70	34.203	1:13.880
50	36.362	1:13.639
66	36.855	1:13.865
48	44.198	1:14.683
62	44.532	1:15.241
155	44.781	1:13.569
18	45.514	1:14.349
400	45.795	1:14.119
32	46.634	1:15.266
173	47.249	1:13.856
73	49.213	1:13.979
56	53.936	1:16.657

LAP 8 @ 14:46:39.138

NO	BEHIND	LAP TIME
60		1:08.589
131	0.078	1:08.772
54	1 Lap	1:17.117
4	1 Lap	1:17.770
8	0.449	1:09.030
19	0.905	1:08.811
14	1 Lap	1:19.838
67	11.580	1:09.366
91	11.667	1:09.002
95	12.035	1:09.023
777	12.366	1:10.153
125	12.402	1:09.519
97	13.092	1:09.369
20	13.437	1:09.773
77	13.593	1:09.584
311	14.542	1:09.785
34	21.849	1:11.600
31	22.234	1:11.145
58	22.469	1:11.285
27	22.743	1:11.877
0	23.345	1:11.328
10	36.892	1:13.007
70	39.551	1:14.042
50	40.460	1:12.792
66	41.230	1:13.069
62	49.927	1:14.089
155	50.056	1:13.969
48	50.302	1:14.798
18	50.474	1:13.654
400	50.709	1:13.608
32	52.618	1:14.678
173	52.638	1:14.083
73	54.804	1:14.285
56	1:02.097	1:16.855

BMCRC - MRO Championships 2022 - Rnd 2 @ Silverstone National

ACU Team Green Junior Cup & Senior 300

RACE 15 - SECTOR ANALYSIS



SECTOR 1 = FL to I1, SECTOR 2 = I1 to FL, DIFF = Difference To Personal Best Lap, P = Crossed Finish Line in Pit Lane, D = Time Disallowed

P1 60 J		Lennon DOCHERTY		Kawasaki NINJA 400 - Doc Fit Training			
IDEAL LAP TIME : 1:08.214		BEST LAP TIME : 1:08.410		DIFFERENCE : 0.196			
LAP	SECTOR 1	SECTOR 2	LAP TIME	MPH	DIFF	TIME OF DAY	
1 -		27.829	1:10.937	83.25	2.527	14:38:37.845	
2 -	41.152	27.467	1:08.619	86.06	0.209	14:39:46.464	
3 -	41.037	28.007	1:09.044	85.53	0.634	14:40:55.508	
4 -	41.352	27.762	1:09.114	85.44	0.704	14:42:04.622	
5 -	41.083	27.500	1:08.583 (2)	86.10	0.173	14:43:13.205	
6 -	40.836	27.574	1:08.410 (1)	86.32		14:44:21.615	
7 -	41.081	27.853	1:08.934	85.67	0.524	14:45:30.549	
8 -	41.211	27.378	1:08.589 (3)	86.10	0.179	14:46:39.138	

P2 131 J		Dylan MELLOR		Kawasaki NINJA 300 - BDS Motorcycles			
IDEAL LAP TIME : 1:08.356		BEST LAP TIME : 1:08.440		DIFFERENCE : 0.084			
LAP	SECTOR 1	SECTOR 2	LAP TIME	MPH	DIFF	TIME OF DAY	
1 -		27.791	1:10.997	83.18	2.557	14:38:37.905	
2 -	41.291	27.500	1:08.791	85.84	0.351	14:39:46.696	
3 -	41.130	27.741	1:08.871	85.74	0.431	14:40:55.567	
4 -	41.477	27.732	1:09.209	85.33	0.769	14:42:04.776	
5 -	41.153	27.457	1:08.610 (2)	86.07	0.170	14:43:13.386	
6 -	40.899	27.541	1:08.440 (1)	86.28		14:44:21.826	
7 -	40.971	27.647	1:08.618 (3)	86.06	0.178	14:45:30.444	
8 -	41.311	27.461	1:08.772	85.87	0.332	14:46:39.216	

P3 8 S		Phil ATKINSON		Kawasaki NINJA 400 - ROSE MOT			
IDEAL LAP TIME : 1:08.242		BEST LAP TIME : 1:08.458		DIFFERENCE : 0.216			
LAP	SECTOR 1	SECTOR 2	LAP TIME	MPH	DIFF	TIME OF DAY	
1 -		27.854	1:11.211	82.93	2.753	14:38:38.119	
2 -	41.115	27.682	1:08.797	85.84	0.339	14:39:46.916	
3 -	41.295	27.393	1:08.688	85.97	0.230	14:40:55.604	
4 -	41.573	27.712	1:09.285	85.23	0.827	14:42:04.889	
5 -	41.211	27.452	1:08.663 (3)	86.00	0.205	14:43:13.552	
6 -	40.879	27.579	1:08.458 (1)	86.26		14:44:22.010	
7 -	40.849	27.698	1:08.547 (2)	86.15	0.089	14:45:30.557	
8 -	41.557	27.473	1:09.030	85.55	0.572	14:46:39.587	

P4 19 J		James O'MARA		Kawasaki NINJA 400 - BRP Machining Ltd			
IDEAL LAP TIME : 1:08.054		BEST LAP TIME : 1:08.676		DIFFERENCE : 0.622			
LAP	SECTOR 1	SECTOR 2	LAP TIME	MPH	DIFF	TIME OF DAY	
1 -		28.012	1:11.424	82.68	2.748	14:38:38.332	
2 -	41.056	27.871	1:08.927	85.68	0.251	14:39:47.259	
3 -	41.188	27.705	1:08.893	85.72	0.217	14:40:56.152	
4 -	41.073	27.873	1:08.946	85.65	0.270	14:42:05.098	
5 -	41.100	27.605	1:08.705 (2)	85.95	0.029	14:43:13.803	
6 -	40.801	27.875	1:08.676 (1)	85.99		14:44:22.479	
7 -	41.251	27.502	1:08.753 (3)	85.89	0.077	14:45:31.232	
8 -	41.558	27.253	1:08.811	85.82	0.135	14:46:40.043	

P5 67 J		Iwan JONES		Kawasaki NINJA 300 - Danosh Services Ltd			
IDEAL LAP TIME : 1:09.195		BEST LAP TIME : 1:09.366		DIFFERENCE : 0.171			
LAP	SECTOR 1	SECTOR 2	LAP TIME	MPH	DIFF	TIME OF DAY	
1 -		29.196	1:14.729	79.02	5.363	14:38:41.637	
2 -	41.571	28.215	1:09.786	84.62	0.420	14:39:51.423	
3 -	41.883	28.496	1:10.379	83.91	1.013	14:41:01.802	
4 -	41.815	27.838	1:09.653 (3)	84.78	0.287	14:42:11.455	
5 -	41.487	28.578	1:10.065	84.28	0.699	14:43:21.520	
6 -	41.659	28.680	1:10.339	83.96	0.973	14:44:31.859	
7 -	41.559	27.934	1:09.493 (2)	84.98	0.127	14:45:41.352	
8 -	41.658	27.708	1:09.366 (1)	85.13		14:46:50.718	

BMCRC - MRO Championships 2022 - Rnd 2 @ Silverstone National

ACU Team Green Junior Cup & Senior 300

RACE 15 - SECTOR ANALYSIS



SECTOR 1 = FL to I1, SECTOR 2 = I1 to FL, DIFF = Difference To Personal Best Lap, P = Crossed Finish Line in Pit Lane, D = Time Disallowed

P6 91 J Sam HIRST		Kawasaki NINJA - Valley Racing				
IDEAL LAP TIME : 1:08.691		BEST LAP TIME : 1:09.002		DIFFERENCE : 0.311		
LAP	SECTOR 1	SECTOR 2	LAP TIME	MPH	DIFF	TIME OF DAY
1 -		29.343	1:14.668	79.09	5.666	14:38:41.576
2 -	42.125	29.077	1:11.202	82.94	2.200	14:39:52.778
3 -	41.272	28.153	1:09.425 (3)	85.06	0.423	14:41:02.203
4 -	42.333	28.345	1:10.678	83.55	1.676	14:42:12.881
5 -	41.941	28.022	1:09.963	84.41	0.961	14:43:22.844
6 -	40.996	28.172	1:09.168 (2)	85.38	0.166	14:44:32.012
7 -	41.553	28.238	1:09.791	84.61	0.789	14:45:41.803
8 -	41.307	27.695	1:09.002 (1)	85.58		14:46:50.805

P7 95 J Greg MARSHALL		Kawasaki NINJA 300 - Mum & Dad; HEL Performance				
IDEAL LAP TIME : 1:09.023		BEST LAP TIME : 1:09.023		DIFFERENCE : 0.000		
LAP	SECTOR 1	SECTOR 2	LAP TIME	MPH	DIFF	TIME OF DAY
1 -		28.584	1:13.220	80.65	4.197	14:38:40.128
2 -	41.816	28.366	1:10.182 (3)	84.14	1.159	14:39:50.310
3 -	42.328	28.254	1:10.582	83.67	1.559	14:41:00.892
4 -	42.130	28.255	1:10.385	83.90	1.362	14:42:11.277
5 -	42.443	28.040	1:10.483	83.78	1.460	14:43:21.760
6 -	41.748	28.326	1:10.074 (2)	84.27	1.051	14:44:31.834
7 -	42.234	28.082	1:10.316	83.98	1.293	14:45:42.150
8 -	41.289	27.734	1:09.023 (1)	85.56		14:46:51.173

P8 777 J Maximus HARDY		Kawasaki NINJA 400 - DAD				
IDEAL LAP TIME : 1:09.158		BEST LAP TIME : 1:09.158		DIFFERENCE : 0.000		
LAP	SECTOR 1	SECTOR 2	LAP TIME	MPH	DIFF	TIME OF DAY
1 -		28.094	1:11.967	82.05	2.809	14:38:38.875
2 -	41.261	27.897	1:09.158 (1)	85.39		14:39:48.033
3 -	41.915	28.260	1:10.175 (3)	84.15	1.017	14:40:58.208
4 -	42.198	28.502	1:10.700	83.53	1.542	14:42:08.908
5 -	42.244	28.569	1:10.813	83.39	1.655	14:43:19.721
6 -	42.232	28.583	1:10.815	83.39	1.657	14:44:30.536
7 -	42.267	28.548	1:10.815	83.39	1.657	14:45:41.351
8 -	42.083	28.070	1:10.153 (2)	84.18	0.995	14:46:51.504

P9 125 J Ben JOLLIFFE		Kawasaki NINJA 300 -				
IDEAL LAP TIME : 1:09.327		BEST LAP TIME : 1:09.519		DIFFERENCE : 0.192		
LAP	SECTOR 1	SECTOR 2	LAP TIME	MPH	DIFF	TIME OF DAY
1 -		29.036	1:13.672	80.16	4.153	14:38:40.580
2 -	42.202	28.397	1:10.599	83.65	1.080	14:39:51.179
3 -	42.056	28.382	1:10.438	83.84	0.919	14:41:01.617
4 -	41.919	28.427	1:10.346	83.95	0.827	14:42:11.963
5 -	41.676	28.396	1:10.072 (3)	84.28	0.553	14:43:22.035
6 -	41.604	28.570	1:10.174	84.15	0.655	14:44:32.209
7 -	41.745	28.067	1:09.812 (2)	84.59	0.293	14:45:42.021
8 -	41.796	27.723	1:09.519 (1)	84.95		14:46:51.540

P10 97 J Ben PLATT		Kawasaki NINJA 400 - adss ltd				
IDEAL LAP TIME : 1:09.369		BEST LAP TIME : 1:09.369		DIFFERENCE : 0.000		
LAP	SECTOR 1	SECTOR 2	LAP TIME	MPH	DIFF	TIME OF DAY
1 -		28.846	1:14.168	79.62	4.799	14:38:41.076
2 -	41.394	28.168	1:09.562 (2)	84.89	0.193	14:39:50.638
3 -	41.960	28.384	1:10.344	83.95	0.975	14:41:00.982
4 -	42.001	28.441	1:10.442	83.83	1.073	14:42:11.424
5 -	42.442	28.659	1:11.101	83.06	1.732	14:43:22.525
6 -	41.575	28.339	1:09.914 (3)	84.47	0.545	14:44:32.439
7 -	42.254	28.168	1:10.422	83.86	1.053	14:45:42.861
8 -	41.337	28.032	1:09.369 (1)	85.13		14:46:52.230

BMCRC - MRO Championships 2022 - Rnd 2 @ Silverstone National

ACU Team Green Junior Cup & Senior 300

RACE 15 - SECTOR ANALYSIS



SECTOR 1 = FL to I1, SECTOR 2 = I1 to FL, DIFF = Difference To Personal Best Lap, P = Crossed Finish Line in Pit Lane, D = Time Disallowed

P11 20 J		Jack MUIR		Kawasaki NINJA 400 -			
IDEAL LAP TIME : 1:09.218		BEST LAP TIME : 1:09.218		DIFFERENCE : 0.000			
LAP	SECTOR 1	SECTOR 2	LAP TIME	MPH	DIFF	TIME OF DAY	
1 -		28.847	1:14.884	78.86	5.666	14:38:41.792	
2 -	42.608	28.856	1:11.464	82.63	2.246	14:39:53.256	
3 -	42.184	28.509	1:10.693	83.53	1.475	14:41:03.949	
4 -	41.644	28.246	1:09.890	84.49	0.672	14:42:13.839	
5 -	41.249	27.969	1:09.218 (1)	85.31		14:43:23.057	
6 -	41.496	28.354	1:09.850 (3)	84.54	0.632	14:44:32.907	
7 -	41.755	28.140	1:09.895	84.49	0.677	14:45:42.802	
8 -	41.392	28.381	1:09.773 (2)	84.64	0.555	14:46:52.575	

P12 77 J		Joe WHITE		Kawasaki NINJA 400 - Just In Graphics /MZ CONTRACTS/ Silv€			
IDEAL LAP TIME : 1:09.544		BEST LAP TIME : 1:09.584		DIFFERENCE : 0.040			
LAP	SECTOR 1	SECTOR 2	LAP TIME	MPH	DIFF	TIME OF DAY	
1 -		29.111	1:13.564	80.27	3.980	14:38:40.472	
2 -	42.605	28.590	1:11.195	82.95	1.611	14:39:51.667	
3 -	41.778	28.343	1:10.121 (3)	84.22	0.537	14:41:01.788	
4 -	42.408	28.621	1:11.029	83.14	1.445	14:42:12.817	
5 -	42.099	28.339	1:10.438	83.84	0.854	14:43:23.255	
6 -	41.950	28.264	1:10.214	84.10	0.630	14:44:33.469	
7 -	41.446	28.232	1:09.678 (2)	84.75	0.094	14:45:43.147	
8 -	41.486	28.098	1:09.584 (1)	84.87		14:46:52.731	

P13 311 J		Nathan-Ellis WARD		Kawasaki NINJA 300 - Zipped up racing			
IDEAL LAP TIME : 1:09.600		BEST LAP TIME : 1:09.785		DIFFERENCE : 0.185			
LAP	SECTOR 1	SECTOR 2	LAP TIME	MPH	DIFF	TIME OF DAY	
1 -		28.490	1:13.120	80.76	3.335	14:38:40.028	
2 -	42.281	28.315	1:10.596	83.65	0.811	14:39:50.624	
3 -	42.729	28.159	1:10.888	83.30	1.103	14:41:01.512	
4 -	42.886	28.039	1:10.925	83.26	1.140	14:42:12.437	
5 -	42.307	28.487	1:10.794	83.42	1.009	14:43:23.231	
6 -	41.640	28.434	1:10.074 (2)	84.27	0.289	14:44:33.305	
7 -	42.383	28.207	1:10.590 (3)	83.66	0.805	14:45:43.895	
8 -	41.825	27.960	1:09.785 (1)	84.62		14:46:53.680	

P14 34 J		Oliver ARBON		Kawasaki NINJA 400 - tt plumbing and heating			
IDEAL LAP TIME : 1:10.965		BEST LAP TIME : 1:10.991		DIFFERENCE : 0.026			
LAP	SECTOR 1	SECTOR 2	LAP TIME	MPH	DIFF	TIME OF DAY	
1 -		29.419	1:14.365	79.41	3.374	14:38:41.273	
2 -	42.207	28.849	1:11.056 (2)	83.11	0.065	14:39:52.329	
3 -	42.571	29.307	1:11.878	82.16	0.887	14:41:04.207	
4 -	42.233	28.758	1:10.991 (1)	83.18		14:42:15.198	
5 -	42.482	28.769	1:11.251 (3)	82.88	0.260	14:43:26.449	
6 -	42.495	28.943	1:11.438	82.66	0.447	14:44:37.887	
7 -	42.570	28.930	1:11.500	82.59	0.509	14:45:49.387	
8 -	42.818	28.782	1:11.600	82.48	0.609	14:47:00.987	

P15 31 J		Robbie PARK		Kawasaki NINJA - Chel & Wa Gillot			
IDEAL LAP TIME : 1:10.433		BEST LAP TIME : 1:10.734		DIFFERENCE : 0.301			
LAP	SECTOR 1	SECTOR 2	LAP TIME	MPH	DIFF	TIME OF DAY	
1 -		29.033	1:16.110	77.59	5.376	14:38:43.018	
2 -	42.299	28.923	1:11.222	82.91	0.488	14:39:54.240	
3 -	42.635	28.743	1:11.378	82.73	0.644	14:41:05.618	
4 -	42.227	28.507	1:10.734 (1)	83.49		14:42:16.352	
5 -	41.926	29.245	1:11.171	82.97	0.437	14:43:27.523	
6 -	42.285	28.733	1:11.018 (2)	83.15	0.284	14:44:38.541	
7 -	42.698	28.988	1:11.686	82.38	0.952	14:45:50.227	
8 -	42.495	28.650	1:11.145 (3)	83.00	0.411	14:47:01.372	

BMCRC - MRO Championships 2022 - Rnd 2 @ Silverstone National

ACU Team Green Junior Cup & Senior 300

RACE 15 - SECTOR ANALYSIS



SECTOR 1 = FL to I1, SECTOR 2 = I1 to FL, DIFF = Difference To Personal Best Lap, P = Crossed Finish Line in Pit Lane, D = Time Disallowed

P16 58 J		Matthew WOOD		Kawasaki NINJA 300 -			
IDEAL LAP TIME : 1:10.333		BEST LAP TIME : 1:10.333		DIFFERENCE : 0.000			
LAP	SECTOR 1	SECTOR 2	LAP TIME	MPH	DIFF	TIME OF DAY	
1 -		29.134	1:15.582	78.13	5.249	14:38:42.490	
2 -	42.250	29.597	1:11.847	82.19	1.514	14:39:54.337	
3 -	42.401	29.056	1:11.457	82.64	1.124	14:41:05.794	
4 -	41.349	28.984	1:10.333 (1)	83.96		14:42:16.127	
5 -	42.260	29.158	1:11.418	82.69	1.085	14:43:27.545	
6 -	42.282	29.250	1:11.532	82.55	1.199	14:44:39.077	
7 -	41.997	29.248	1:11.245 (2)	82.89	0.912	14:45:50.322	
8 -	42.277	29.008	1:11.285 (3)	82.84	0.952	14:47:01.607	

P17 27 J		Felix DORLING		Kawasaki NINJA 400 - Kernow Controls			
IDEAL LAP TIME : 1:10.522		BEST LAP TIME : 1:10.824		DIFFERENCE : 0.302			
LAP	SECTOR 1	SECTOR 2	LAP TIME	MPH	DIFF	TIME OF DAY	
1 -		29.457	1:14.833	78.91	4.009	14:38:41.741	
2 -	42.856	28.896	1:11.752	82.30	0.928	14:39:53.493	
3 -	41.984	29.218	1:11.202 (2)	82.94	0.378	14:41:04.695	
4 -	42.286	28.538	1:10.824 (1)	83.38		14:42:15.519	
5 -	42.577	28.690	1:11.267 (3)	82.86	0.443	14:43:26.786	
6 -	42.640	28.789	1:11.429	82.67	0.605	14:44:38.215	
7 -	42.728	29.061	1:11.789	82.26	0.965	14:45:50.004	
8 -	42.858	29.019	1:11.877	82.16	1.053	14:47:01.881	

P18 0 S		Konrad BREESE		Kawasaki NINJA 400 - STIHL Racing			
IDEAL LAP TIME : 1:10.933		BEST LAP TIME : 1:10.933		DIFFERENCE : 0.000			
LAP	SECTOR 1	SECTOR 2	LAP TIME	MPH	DIFF	TIME OF DAY	
1 -		29.217	1:15.222	78.50	4.289	14:38:42.130	
2 -	42.092	28.841	1:10.933 (1)	83.25		14:39:53.063	
3 -	42.209	29.128	1:11.337	82.78	0.404	14:41:04.400	
4 -	42.489	29.144	1:11.633	82.44	0.700	14:42:16.033	
5 -	42.115	29.143	1:11.258 (2)	82.87	0.325	14:43:27.291	
6 -	42.240	29.379	1:11.619	82.45	0.686	14:44:38.910	
7 -	42.896	29.349	1:12.245	81.74	1.312	14:45:51.155	
8 -	42.161	29.167	1:11.328 (3)	82.79	0.395	14:47:02.483	

P19 10 S		Mike BRUNSDON		Kawasaki NINJA 400 - CF Fairford			
IDEAL LAP TIME : 1:12.326		BEST LAP TIME : 1:12.326		DIFFERENCE : 0.000			
LAP	SECTOR 1	SECTOR 2	LAP TIME	MPH	DIFF	TIME OF DAY	
1 -		29.912	1:17.154	76.54	4.828	14:38:44.062	
2 -	43.311	29.717	1:13.028 (3)	80.86	0.702	14:39:57.090	
3 -	42.799	29.527	1:12.326 (1)	81.65		14:41:09.416	
4 -	43.398	30.127	1:13.525	80.32	1.199	14:42:22.941	
5 -	43.161	30.072	1:13.233	80.64	0.907	14:43:36.174	
6 -	43.067	30.023	1:13.090	80.79	0.764	14:44:49.264	
7 -	43.621	30.138	1:13.759	80.06	1.433	14:46:03.023	
8 -	43.285	29.722	1:13.007 (2)	80.89	0.681	14:47:16.030	

P20 70 S		Justin WHITE		Kawasaki NINJA 400 - Just In Graphics			
IDEAL LAP TIME : 1:12.369		BEST LAP TIME : 1:12.533		DIFFERENCE : 0.164			
LAP	SECTOR 1	SECTOR 2	LAP TIME	MPH	DIFF	TIME OF DAY	
1 -		29.348	1:16.557	77.14	4.024	14:38:43.465	
2 -	43.424	29.109	1:12.533 (1)	81.42		14:39:55.998	
3 -	43.260	29.713	1:12.973 (2)	80.92	0.440	14:41:08.971	
4 -	44.676	29.788	1:14.464	79.30	1.931	14:42:23.435	
5 -	44.005	29.645	1:13.650 (3)	80.18	1.117	14:43:37.085	
6 -	43.903	29.779	1:13.682	80.15	1.149	14:44:50.767	
7 -	44.112	29.768	1:13.880	79.93	1.347	14:46:04.647	
8 -	44.093	29.949	1:14.042	79.76	1.509	14:47:18.689	

BMCRC - MRO Championships 2022 - Rnd 2 @ Silverstone National

ACU Team Green Junior Cup & Senior 300

RACE 15 - SECTOR ANALYSIS



SECTOR 1 = FL to I1, SECTOR 2 = I1 to FL, DIFF = Difference To Personal Best Lap, P = Crossed Finish Line in Pit Lane, D = Time Disallowed

P21 50 J Jay YELDHAM		Kawasaki NINJA 400 - WKD Installations				
IDEAL LAP TIME : 1:12.761		BEST LAP TIME : 1:12.792		DIFFERENCE : 0.031		
LAP	SECTOR 1	SECTOR 2	LAP TIME	MPH	DIFF	TIME OF DAY
1 -		30.335	1:17.925	75.78	5.133	14:38:44.833
2 -	43.648	30.035	1:13.683	80.14	0.891	14:39:58.516
3 -	43.271	30.252	1:13.523 (2)	80.32	0.731	14:41:12.039
4 -	43.787	30.226	1:14.013	79.79	1.221	14:42:26.052
5 -	43.458	30.074	1:13.532 (3)	80.31	0.740	14:43:39.584
6 -	43.580	30.003	1:13.583	80.25	0.791	14:44:53.167
7 -	43.251	30.388	1:13.639	80.19	0.847	14:46:06.806
8 -	43.282	29.510	1:12.792 (1)	81.13		14:47:19.598

P22 66 S Mark SMITH		Kawasaki NINJA 300 - MHP EXHAUST'S				
IDEAL LAP TIME : 1:12.445		BEST LAP TIME : 1:13.069		DIFFERENCE : 0.624		
LAP	SECTOR 1	SECTOR 2	LAP TIME	MPH	DIFF	TIME OF DAY
1 -		30.256	1:18.314	75.40	5.245	14:38:45.222
2 -	43.664	29.856	1:13.520 (3)	80.32	0.451	14:39:58.742
3 -	42.755	31.590	1:14.345	79.43	1.276	14:41:13.087
4 -	43.148	29.994	1:13.142 (2)	80.74	0.073	14:42:26.229
5 -	43.517	30.028	1:13.545	80.30	0.476	14:43:39.774
6 -	43.678	29.982	1:13.660	80.17	0.591	14:44:53.434
7 -	43.355	30.510	1:13.865	79.95	0.796	14:46:07.299
8 -	43.379	29.690	1:13.069 (1)	80.82		14:47:20.368

P23 62 S Nicholas BETTRIDGE		Kawasaki NINJA - Weald builders				
IDEAL LAP TIME : 1:13.813		BEST LAP TIME : 1:14.089		DIFFERENCE : 0.276		
LAP	SECTOR 1	SECTOR 2	LAP TIME	MPH	DIFF	TIME OF DAY
1 -		30.715	1:18.465	75.26	4.376	14:38:45.373
2 -	43.595	31.040	1:14.635 (3)	79.12	0.546	14:40:00.008
3 -	43.704	30.739	1:14.443 (2)	79.33	0.354	14:41:14.451
4 -	44.093	31.199	1:15.292	78.43	1.203	14:42:29.743
5 -	44.048	30.777	1:14.825	78.92	0.736	14:43:44.568
6 -	44.154	31.013	1:15.167	78.56	1.078	14:44:59.735
7 -	44.274	30.967	1:15.241	78.49	1.152	14:46:14.976
8 -	43.871	30.218	1:14.089 (1)	79.71		14:47:29.065

P24 155 J Brandon BAKER		Kawasaki NINJA 300 - K-66, ION.				
IDEAL LAP TIME : 1:12.874		BEST LAP TIME : 1:13.469		DIFFERENCE : 0.595		
LAP	SECTOR 1	SECTOR 2	LAP TIME	MPH	DIFF	TIME OF DAY
1 -		31.432	1:22.245	71.80	8.776	14:38:49.153
2 -	43.673	30.697	1:14.370	79.40	0.901	14:40:03.523
3 -	44.959	30.446	1:15.405	78.31	1.936	14:41:18.928
4 -	42.986	30.483	1:13.469 (1)	80.38		14:42:32.397
5 -	43.995	30.588	1:14.583	79.18	1.114	14:43:46.980
6 -	44.788	29.888	1:14.676	79.08	1.207	14:45:01.656
7 -	43.654	29.915	1:13.569 (2)	80.27	0.100	14:46:15.225
8 -	43.902	30.067	1:13.969 (3)	79.83	0.500	14:47:29.194

P25 48 S Kevin SABBARTON		Kawasaki NINJA 300 -				
IDEAL LAP TIME : 1:12.797		BEST LAP TIME : 1:13.596		DIFFERENCE : 0.799		
LAP	SECTOR 1	SECTOR 2	LAP TIME	MPH	DIFF	TIME OF DAY
1 -		30.733	1:20.363	73.48	6.767	14:38:47.271
2 -	44.780	30.143	1:14.923	78.82	1.327	14:40:02.194
3 -	46.015	29.745	1:15.760	77.95	2.164	14:41:17.954
4 -	43.251	30.345	1:13.596 (1)	80.24		14:42:31.550
5 -	44.401	29.546	1:13.947 (2)	79.86	0.351	14:43:45.497
6 -	43.575	30.887	1:14.462 (3)	79.31	0.866	14:44:59.959
7 -	44.353	30.330	1:14.683	79.07	1.087	14:46:14.642
8 -	44.139	30.659	1:14.798	78.95	1.202	14:47:29.440

BMCRC - MRO Championships 2022 - Rnd 2 @ Silverstone National

ACU Team Green Junior Cup & Senior 300

RACE 15 - SECTOR ANALYSIS



SECTOR 1 = FL to I1, SECTOR 2 = I1 to FL, DIFF = Difference To Personal Best Lap, P = Crossed Finish Line in Pit Lane, D = Time Disallowed

P26 18 J		George HIGGINS		Kawasaki NINJA 400 - Aztec Racing			
IDEAL LAP TIME : 1:13.438		BEST LAP TIME : 1:13.654		DIFFERENCE : 0.216			
LAP	SECTOR 1	SECTOR 2	LAP TIME	MPH	DIFF	TIME OF DAY	
1 -		30.736	1:20.052	73.77	6.398	14:38:46.960	
2 -	44.710	29.676	1:14.386 (3)	79.39	0.732	14:40:01.346	
3 -	46.210	30.280	1:16.490	77.20	2.836	14:41:17.836	
4 -	44.203	30.233	1:14.436	79.33	0.782	14:42:32.272	
5 -	44.159	30.380	1:14.539	79.22	0.885	14:43:46.811	
6 -	44.826	29.972	1:14.798	78.95	1.144	14:45:01.609	
7 -	44.642	29.707	1:14.349 (2)	79.43	0.695	14:46:15.958	
8 -	43.762	29.892	1:13.654 (1)	80.18		14:47:29.612	

P27 400 S		Stuart THURTLÉ		Kawasaki NINJA 400 - TeamTortoise Racing			
IDEAL LAP TIME : 1:13.608		BEST LAP TIME : 1:13.608		DIFFERENCE : 0.000			
LAP	SECTOR 1	SECTOR 2	LAP TIME	MPH	DIFF	TIME OF DAY	
1 -		31.288	1:20.126	73.70	6.518	14:38:47.034	
2 -	44.472	30.336	1:14.808	78.94	1.200	14:40:01.842	
3 -	44.709	30.467	1:15.176	78.55	1.568	14:41:17.018	
4 -	43.995	30.620	1:14.615 (3)	79.14	1.007	14:42:31.633	
5 -	44.406	30.867	1:15.273	78.45	1.665	14:43:46.906	
6 -	44.931	30.283	1:15.214	78.51	1.606	14:45:02.120	
7 -	44.100	30.019	1:14.119 (2)	79.67	0.511	14:46:16.239	
8 -	43.621	29.987	1:13.608 (1)	80.23		14:47:29.847	

P28 32 S		Conor MURRAY		Kawasaki NINJA 300 -			
IDEAL LAP TIME : 1:13.986		BEST LAP TIME : 1:13.993		DIFFERENCE : 0.007			
LAP	SECTOR 1	SECTOR 2	LAP TIME	MPH	DIFF	TIME OF DAY	
1 -		30.327	1:18.696	75.04	4.703	14:38:45.604	
2 -	43.911	30.082	1:13.993 (1)	79.81		14:39:59.597	
3 -	44.251	30.837	1:15.088 (3)	78.64	1.095	14:41:14.685	
4 -	44.546	31.981	1:16.527	77.17	2.534	14:42:31.212	
5 -	44.506	30.584	1:15.090	78.64	1.097	14:43:46.302	
6 -	45.435	30.075	1:15.510	78.21	1.517	14:45:01.812	
7 -	44.945	30.321	1:15.266	78.46	1.273	14:46:17.078	
8 -	44.393	30.285	1:14.678 (2)	79.08	0.685	14:47:31.756	

P29 173 S		Jason HEANAN		Kawasaki NINJA 300 -			
IDEAL LAP TIME : 1:13.626		BEST LAP TIME : 1:13.856		DIFFERENCE : 0.230			
LAP	SECTOR 1	SECTOR 2	LAP TIME	MPH	DIFF	TIME OF DAY	
1 -		31.530	1:20.974	72.93	7.118	14:38:47.882	
2 -	44.631	30.143	1:14.774	78.98	0.918	14:40:02.656	
3 -	45.911	30.299	1:16.210	77.49	2.354	14:41:18.866	
4 -	44.707	29.922	1:14.629	79.13	0.773	14:42:33.495	
5 -	44.210	29.755	1:13.965 (2)	79.84	0.109	14:43:47.460	
6 -	46.524	29.853	1:16.377	77.32	2.521	14:45:03.837	
7 -	44.270	29.586	1:13.856 (1)	79.96		14:46:17.693	
8 -	44.040	30.043	1:14.083 (3)	79.71	0.227	14:47:31.776	

P30 73 S		Jemma HANNAFORD		Kawasaki NINJA 300 -			
IDEAL LAP TIME : 1:13.951		BEST LAP TIME : 1:13.979		DIFFERENCE : 0.028			
LAP	SECTOR 1	SECTOR 2	LAP TIME	MPH	DIFF	TIME OF DAY	
1 -		32.012	1:22.809	71.31	8.830	14:38:49.717	
2 -	44.590	30.562	1:15.152	78.58	1.173	14:40:04.869	
3 -	44.903	30.726	1:15.629	78.08	1.650	14:41:20.498	
4 -	44.571	30.449	1:15.020	78.72	1.041	14:42:35.518	
5 -	44.592	30.688	1:15.280	78.44	1.301	14:43:50.798	
6 -	44.717	30.163	1:14.880 (3)	78.86	0.901	14:45:05.678	
7 -	43.964	30.015	1:13.979 (1)	79.82		14:46:19.657	
8 -	44.298	29.987	1:14.285 (2)	79.50	0.306	14:47:33.942	

BMCRC - MRO Championships 2022 - Rnd 2 @ Silverstone National

ACU Team Green Junior Cup & Senior 300

RACE 15 - SECTOR ANALYSIS



SECTOR 1 = FL to I1, SECTOR 2 = I1 to FL, DIFF = Difference To Personal Best Lap, P = Crossed Finish Line in Pit Lane, D = Time Disallowed

P31 56 S		Jack HAYES-WOLFF		Kawasaki NINJA 300 -		
IDEAL LAP TIME : 1:15.181		BEST LAP TIME : 1:15.378		DIFFERENCE : 0.197		
LAP	SECTOR 1	SECTOR 2	LAP TIME	MPH	DIFF	TIME OF DAY
1 -		31.185	1:21.041	72.87	5.663	14:38:47.949
2 -	44.837	30.628	1:15.465 (2)	78.25	0.087	14:40:03.414
3 -	45.335	31.115	1:16.450	77.24	1.072	14:41:19.864
4 -	44.553	30.825	1:15.378 (1)	78.34		14:42:35.242
5 -	45.470	31.083	1:16.553	77.14	1.175	14:43:51.795
6 -	45.193	30.735	1:15.928 (3)	77.77	0.550	14:45:07.723
7 -	45.512	31.145	1:16.657	77.04	1.279	14:46:24.380
8 -	45.646	31.209	1:16.855	76.84	1.477	14:47:41.235

P32 54 S		Ben SCOTT		Kawasaki NINJA 300 - GI Landscapes VampTech		
IDEAL LAP TIME : 1:16.910		BEST LAP TIME : 1:17.117		DIFFERENCE : 0.207		
LAP	SECTOR 1	SECTOR 2	LAP TIME	MPH	DIFF	TIME OF DAY
1 -		32.416	1:23.572	70.66	6.455	14:38:50.480
2 -	45.590	32.050	1:17.640 (2)	76.06	0.523	14:40:08.120
3 -	46.522	32.208	1:18.730	75.01	1.613	14:41:26.850
4 -	46.135	32.130	1:18.265	75.45	1.148	14:42:45.115
5 -	46.333	31.831	1:18.164 (3)	75.55	1.047	14:44:03.279
6 -	46.621	32.336	1:18.957	74.79	1.840	14:45:22.236
7 -	45.797	31.320	1:17.117 (1)	76.58		14:46:39.353

P33 4 S		Nigel FRANKLIN		Kawasaki NINJA 300 - Jane Franklin		
IDEAL LAP TIME : 1:17.770		BEST LAP TIME : 1:17.770		DIFFERENCE : 0.000		
LAP	SECTOR 1	SECTOR 2	LAP TIME	MPH	DIFF	TIME OF DAY
1 -		32.126	1:22.810	71.31	5.040	14:38:49.718
2 -	46.101	32.178	1:18.279	75.44	0.509	14:40:07.997
3 -	46.917	32.264	1:19.181	74.58	1.411	14:41:27.178
4 -	46.167	32.067	1:18.234 (3)	75.48	0.464	14:42:45.412
5 -	46.290	31.779	1:18.069 (2)	75.64	0.299	14:44:03.481
6 -	46.549	31.784	1:18.333	75.39	0.563	14:45:21.814
7 -	46.063	31.707	1:17.770 (1)	75.93		14:46:39.584

P34 14 J		Maryann McCARTNEY		Kawasaki NINJA 300 -		
IDEAL LAP TIME : 1:17.081		BEST LAP TIME : 1:17.868		DIFFERENCE : 0.787		
LAP	SECTOR 1	SECTOR 2	LAP TIME	MPH	DIFF	TIME OF DAY
1 -		31.224	1:27.849	67.22	9.981	14:38:54.757
2 -	46.636	31.716	1:18.352 (3)	75.37	0.484	14:40:13.109
3 -	47.071	30.958	1:18.029 (2)	75.68	0.161	14:41:31.138
4 -	47.201	31.506	1:18.707	75.03	0.839	14:42:49.845
5 -	46.123	31.745	1:17.868 (1)	75.84		14:44:07.713
6 -	47.027	32.042	1:19.069	74.69	1.201	14:45:26.782
7 -	48.113	31.725	1:19.838	73.97	1.970	14:46:46.620

P35 118 J		Max HALL		Kawasaki NINJA 300 - Racecraft rider development		
IDEAL LAP TIME : 1:09.062		BEST LAP TIME : 1:09.062		DIFFERENCE : 0.000		
LAP	SECTOR 1	SECTOR 2	LAP TIME	MPH	DIFF	TIME OF DAY
1 -		28.140	1:12.072	81.94	3.010	14:38:38.980
2 -	41.294	27.768	1:09.062 (1)	85.51		14:39:48.042

BMCRC - MRO Championships 2022 - Rnd 2 @ Silverstone National

ACU Team Green Junior Cup & Senior 300

RACE 15 - BEST SECTORS

SECTOR 1			SECTOR 2			IDEAL / BEST COMPARISON						
POS	NO	NAME	TIME	NO	NAME	TIME	POS	NO	NAME	IDEAL	BEST	DIFF
									PERFECT LAP	1:08.054		
1	19	O'MARA	40.801	19	O'MARA	27.253	1	19	O'MARA	1:08.054	1:08.676	0.622
2	60	DOCHERTY	40.836	60	DOCHERTY	27.378	2	60	DOCHERTY	1:08.214	1:08.410	0.196
3	8	ATKINSON	40.849	8	ATKINSON	27.393	3	8	ATKINSON	1:08.242	1:08.458	0.216
4	131	MELLOR	40.899	131	MELLOR	27.457	4	131	MELLOR	1:08.356	1:08.440	0.084
5	91	HIRST	40.996	91	HIRST	27.695	5	91	HIRST	1:08.691	1:09.002	0.311
6	20	MUIR	41.249	67	JONES	27.708	6	95	MARSHALL	1:09.023	1:09.023	0.000
7	777	HARDY	41.261	125	JOLLIFFE	27.723	7	118	HALL	1:09.062	1:09.062	0.000
8	95	MARSHALL	41.289	95	MARSHALL	27.734	8	777	HARDY	1:09.158	1:09.158	0.000
9	118	HALL	41.294	118	HALL	27.768	9	67	JONES	1:09.195	1:09.366	0.171
10	97	PLATT	41.337	777	HARDY	27.897	10	20	MUIR	1:09.218	1:09.218	0.000
11	58	WOOD	41.349	311	WARD	27.960	11	125	JOLLIFFE	1:09.327	1:09.519	0.192
12	77	WHITE	41.446	20	MUIR	27.969	12	97	PLATT	1:09.369	1:09.369	0.000
13	67	JONES	41.487	97	PLATT	28.032	13	77	WHITE	1:09.544	1:09.584	0.040
14	125	JOLLIFFE	41.604	77	WHITE	28.098	14	311	WARD	1:09.600	1:09.785	0.185
15	311	WARD	41.640	31	PARK	28.507	15	58	WOOD	1:10.333	1:10.333	0.000
16	31	PARK	41.926	27	DORLING	28.538	16	31	PARK	1:10.433	1:10.734	0.301
17	27	DORLING	41.984	34	ARBON	28.758	17	27	DORLING	1:10.522	1:10.824	0.302
18	0	BREESE	42.092	0	BREESE	28.841	18	0	BREESE	1:10.933	1:10.933	0.000
19	34	ARBON	42.207	58	WOOD	28.984	19	34	ARBON	1:10.965	1:10.991	0.026
20	66	SMITH	42.755	70	WHITE	29.109	20	10	BRUNSDON	1:12.326	1:12.326	0.000
21	10	BRUNSDON	42.799	50	YELDHAM	29.510	21	70	WHITE	1:12.369	1:12.533	0.164
22	155	BAKER	42.986	10	BRUNSDON	29.527	22	66	SMITH	1:12.445	1:13.069	0.624
23	50	YELDHAM	43.251	48	SABBARTON	29.546	23	50	YELDHAM	1:12.761	1:12.792	0.031
24	48	SABBARTON	43.251	173	HEANAN	29.586	24	48	SABBARTON	1:12.797	1:13.596	0.799
25	70	WHITE	43.260	18	HIGGINS	29.676	25	155	BAKER	1:12.874	1:13.469	0.595
26	62	BETTRIDGE	43.595	66	SMITH	29.690	26	18	HIGGINS	1:13.438	1:13.654	0.216
27	400	THURTL	43.621	155	BAKER	29.888	27	400	THURTL	1:13.608	1:13.608	0.000
28	18	HIGGINS	43.762	400	THURTL	29.987	28	173	HEANAN	1:13.626	1:13.856	0.230
29	32	MURRAY	43.911	73	HANNAFORD	29.987	29	62	BETTRIDGE	1:13.813	1:14.089	0.276
30	73	HANNAFORD	43.964	32	MURRAY	30.075	30	73	HANNAFORD	1:13.951	1:13.979	0.028
31	173	HEANAN	44.040	62	BETTRIDGE	30.218	31	32	MURRAY	1:13.986	1:13.993	0.007
32	56	HAYES-WOLFF	44.553	56	HAYES-WOLFF	30.628	32	56	HAYES-WOLFF	1:15.181	1:15.378	0.197
33	54	SCOTT	45.590	14	McCARTNEY	30.958	33	54	SCOTT	1:16.910	1:17.117	0.207
34	4	FRANKLIN	46.063	54	SCOTT	31.320	34	14	McCARTNEY	1:17.081	1:17.868	0.787
35	14	McCARTNEY	46.123	4	FRANKLIN	31.707	35	4	FRANKLIN	1:17.770	1:17.770	0.000

BMCRC - MRO Championships 2022 - Rnd 2 @ Silverstone National

ACU Team Green Junior Cup & Senior 300

RACE 15 - STATISTICS

Competitors Started	35
Planned Start	2022-04-03 @ 15:00:00.000
Actual Start	2022-04-03 @ 14:37:26.907
Finish Time	2022-04-03 @ 14:46:39.137
Track Length	1.6404mi.
Total Laps	271
Total Distance Covered	444.5655mi.

Session Fastest Lap History

NO	CL	NAME	LAP TIME	TIME OF DAY	LAP	VEHICLE
60	J	Lennon DOCHERTY	1:08.619	14:39:46.458	2	Kawasaki NINJA 400
60	J	Lennon DOCHERTY	1:08.583	14:43:13.198	5	Kawasaki NINJA 400
60	J	Lennon DOCHERTY	1:08.410	14:44:21.609	6	Kawasaki NINJA 400

Session Leader History

NO	CL	NAME	FROM LAP	LAPS LED	DISTANCE	VEHICLE
60	J	Lennon DOCHERTY	1	6	9.84 miles	Kawasaki NINJA 400
131	J	Dylan MELLOR	7	1	1.64 miles	Kawasaki NINJA 300
60	J	Lennon DOCHERTY	8	1	1.64 miles	Kawasaki NINJA 400

Flag History

TYPE	TIME OF DAY
GREEN	14:37:26.907
FINISH	14:46:39.137

Flag Statistics

TYPE	COUNT	TOTAL LAPS	TOTAL TIME
Green	1	8	11:10.838
Red	0	0	0.000
Safety Car	0	0	0.000
FCY	0	0	0.000

BMCRC - MRO Championships 2022 - Rnd 2 @ Silverstone National

ACU Team Green Junior Cup & Senior 300

RACE 15 - STATISTICS

CLASS : J

21 Starters

Fastest Lap History

NO	NAME	LAP TIME	TIME OF DAY	LAP	VEHICLE
60	Lennon DOCHERTY	1:08.619	14:39:46.458	2	Kawasaki NINJA 400
60	Lennon DOCHERTY	1:08.583	14:43:13.198	5	Kawasaki NINJA 400
60	Lennon DOCHERTY	1:08.410	14:44:21.609	6	Kawasaki NINJA 400

Leader History

NO	NAME	FROM LAP	LAPS LED	DISTANCE	VEHICLE
60	Lennon DOCHERTY	1	6	9.84 miles	Kawasaki NINJA 400
131	Dylan MELLOR	7	1	1.64 miles	Kawasaki NINJA 300
60	Lennon DOCHERTY	8	1	1.64 miles	Kawasaki NINJA 400

BMCRC - MRO Championships 2022 - Rnd 2 @ Silverstone National

ACU Team Green Junior Cup & Senior 300

RACE 15 - STATISTICS

CLASS : S

14 Starters

Fastest Lap History

NO	NAME	LAP TIME	TIME OF DAY	LAP	VEHICLE
8	Phil ATKINSON	1:08.797	14:39:46.902	2	Kawasaki NINJA 400
8	Phil ATKINSON	1:08.688	14:40:55.591	3	Kawasaki NINJA 400
8	Phil ATKINSON	1:08.663	14:43:13.538	5	Kawasaki NINJA 400
8	Phil ATKINSON	1:08.458	14:44:21.997	6	Kawasaki NINJA 400

Leader History

NO	NAME	FROM LAP	LAPS LED	DISTANCE	VEHICLE
8	Phil ATKINSON	1	8	13.12 miles	Kawasaki NINJA 400



REACTIVE PARTS MRO POWERBIKES inc CLUBMAN 1000



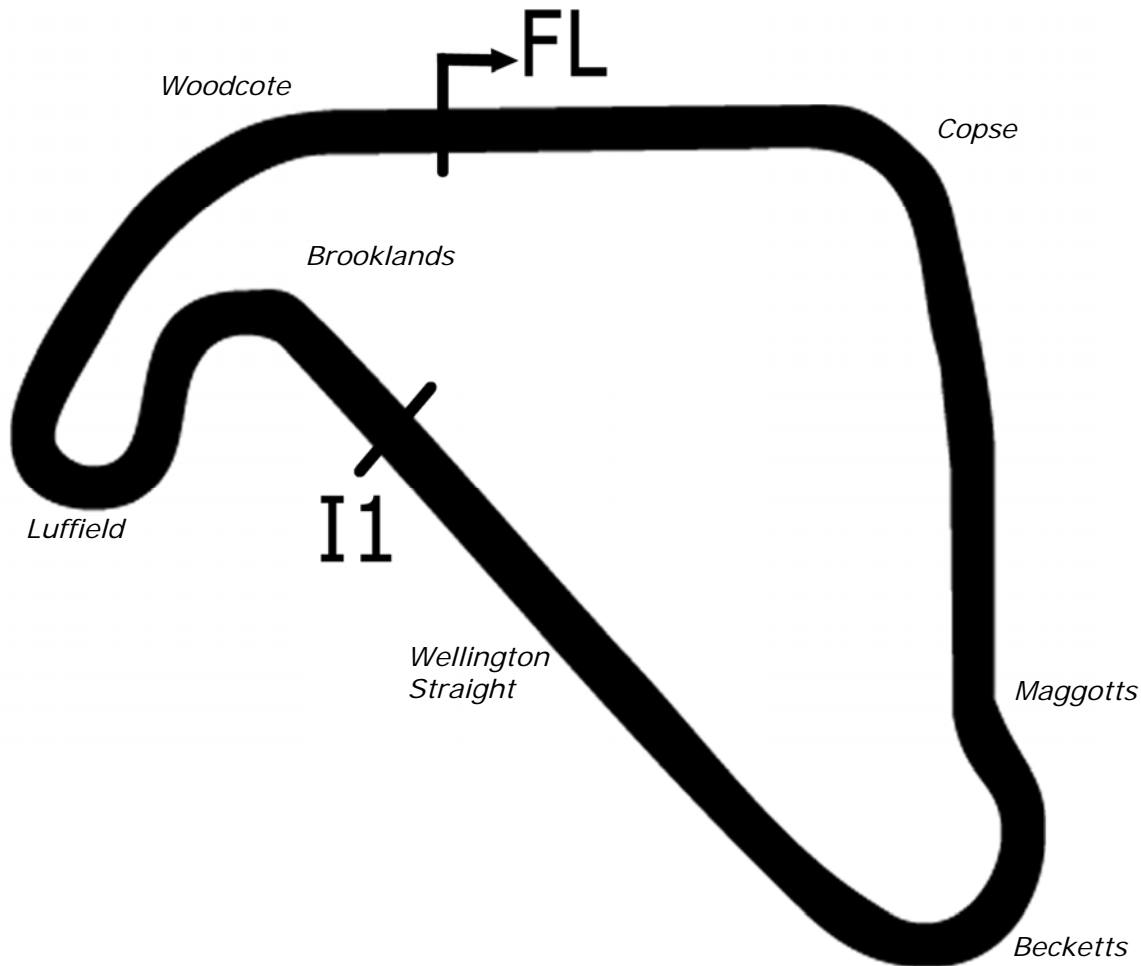
BMCRC-MRO Championships - Round 2
Silverstone National
2nd / 3rd April 2022



Timing & Results Provided by Timing Solutions Ltd

www.tsl-timing.com

Silverstone National



Length	1.6404 miles	2640.07 m	
FL		52.07872 N	1.01711 W
I1	1669m	52.07603 N	1.01669 W
Pit Entry	2610m	52.07859 N	1.01758 W
Pit Exit	308m after FL	52.07880 N	1.01268 W
Pit Entry-Pit Exit 336m, 24.2s @50kph, 20.1s @60kph			

All results available at www.tsl-timing.com

BMCRC - MRO Championships 2022 - Rnd 2 @ Silverstone National

Reactive Parts MRO Powerbikes & Clubman 1000

QUALIFYING - CLASSIFICATION



POS	NO	CL	PIC NAME	ENTRY	TIME	ON	LAPS	GAP	DIFF	MPH
1	26		1 Josh WAINWRIGHT	Honda CBR1000 - JW MOT Centre	56.774	7	9			104.02
2	171		2 Phillip CROWE	BMW S1000RR - Handtrans	57.219	4	7	0.445	0.445	103.21
3	99		3 Bob COLLINS	Honda FIREBLADE - FWR.co.uk	57.365	9	10	0.591	0.146	102.94
4	48		4 Nicky WILSON	Suzuki GSXR 1000 - Demon GP/Haslemere Motorcycle	57.678	4	7	0.904	0.313	102.39
5	25		5 Sam SMITH	Yamaha YZF1000 R1 - Exclusiv events	57.987	8	9	1.213	0.309	101.84
6	12		6 Jonathan RAILTON	Kawasaki ZX10RR -	58.506	7	9	1.732	0.519	100.94
7	52		7 Ben COTGROVE	Yamaha R1 - MFR	58.773	8	9	1.999	0.267	100.48
8	9		8 Luke DIXON	BMW S1000RR -	58.805	7	9	2.031	0.032	100.42
9	711		9 Ritchie THORNTON	Kawasaki ZX10R - Team 71	59.080	4	6	2.306	0.275	99.96
10	2		10 Peter BAKER	Kawasaki ZX10R - TJ & Peter Baker MC/Dodfrey Eng	59.120	3	9	2.346	0.040	99.89
11	8		11 John BUTLER	Kawasaki ZX10RR - Butler-Hills Ltd	59.531	4	7	2.757	0.411	99.20
12	98		12 Rick DICKINSON	Ducati PANIGALE V4 - MotorcycleRaceParts.co.uk	1:00.372	5	9	3.598	0.841	97.82
13	21		13 Jack CROUCHER	BMW S1000RR - Trendy lofts	1:00.457	4	9	3.683	0.085	97.68
14	17		14 Phil BAKER	BMW S1000RR - Paul & Justine Bushell	1:00.490	7	9	3.716	0.033	97.63
15	86	C	1 Frederico LOPES	Yamaha R1 - FLR Procurement Ltd	1:00.502	6	8	3.728	0.012	97.61
16	32		15 Martin MORRIS	BMW S1000RR - Morris Racing, Obsession Engineerin	1:00.593	6	9	3.819	0.091	97.46
17	141		16 Ramone HUNTE	Yamaha R1 - my wallet.com	1:00.689	5	9	3.915	0.096	97.31
18	60		17 Jack YOUNGE	Kawasaki ZX10R - Chase Timber products	1:00.701	5	9	3.927	0.012	97.29
19	57	C	2 Scott FORBES-COWDRY	Kawasaki ZX10R -	1:00.740	5	9	3.966	0.039	97.22
20	73		18 James KELLY	Ducati 955 - Art of racing	1:00.832	8	9	4.058	0.092	97.08
21	19		19 Simon BASTABLE	Ducati V2 - WSCperformance.co.uk	1:00.836	4	8	4.062	0.004	97.07
22	6		20 Peter HASLER	Ducati 959 PANIGALE - Art of racing	1:01.141	8	9	4.367	0.305	96.59
23	53	C	3 Seamus McGLYNN	Yamaha R1 -	1:01.195	9	9	4.421	0.054	96.50
24	333		21 Andrew HOUGHTON	Yamaha R1 -	1:01.560	4	7	4.786	0.365	95.93
25	16*		22 James BUCHANAN	Kawasaki ZX10RR - Bluemotion racing	1:01.998	6	7	5.224	0.438	95.25
26	222	C	4 Phil ROOKE	Kawasaki ZX10R - GW HIGHWAYS & CLEARWAY TR	1:02.247	6	8	5.473	0.249	94.87
27	110	C	5 Michael CLARKE	Yamaha R1 - BIKEBASE - MX5 PARTS WAREHOUSE	1:02.728	6	7	5.954	0.481	94.14
28	7	C	6 Seb JENKINS	Suzuki GSX-R 1000 - Mupo Race Suspension - Enpro -	1:03.972	2	3	7.198	1.244	92.31
29	163		23 Steve SMULOVIC	Suzuki GSXR1000 - SFC Racing	1:06.207	7	8	9.433	2.235	89.20

* Bike 16 - Please fit a working transponder

Weather / Track : Sunny / Dry

These results are provisional until the conclusion of any judicial and technical matters.

Silverstone National: 1.6404 miles
Date: 02/04/2022 Start: 09:50 Finish: 10:02

Clerk Of Course :	Stewards :	Timekeeper : Craig Smith
-------------------	------------	--------------------------

Results can be found at www.tsl-timing.com

Printed - 10:03 Saturday, 02 April 2022



BMCRC - MRO Championships 2022 - Rnd 2 @ Silverstone National

Reactive Parts MRO Powerbikes & Clubman 1000

QUALIFYING - SECTOR ANALYSIS



SECTOR 1 = FL to I1, SECTOR 2 = I1 to FL, DIFF = Difference To Personal Best Lap, P = Crossed Finish Line in Pit Lane, D = Time Disallowed

P1 26		Josh WAINWRIGHT		Honda CBR1000 - JW MOT Centre			
IDEAL LAP TIME : 56.740		BEST LAP TIME : 56.774		DIFFERENCE : 0.034			
LAP	SECTOR 1	SECTOR 2	LAP TIME	MPH	DIFF	TIME OF DAY	
1 -	41.651	26.792	1:08.443	86.28	11.669	09:52:07.058	
2 -	33.686	24.856	58.542	100.87	1.768	09:53:05.600	
3 -	33.443	24.461	57.904	101.99	1.130	09:54:03.504	
4 -	32.979	24.254	57.233 (3)	103.18	0.459	09:55:00.737	
5 -	33.628	24.843	58.471	101.00	1.697	09:55:59.208	
6 -	32.747	25.882	58.629	100.72	1.855	09:56:57.837	
7 -	32.781	23.993	56.774 (1)	104.02		09:57:54.611	
8 -	33.032	24.207	57.239	103.17	0.465	09:58:51.850	
9 -	32.761	24.090	56.851 (2)	103.87	0.077	09:59:48.701	

P2 171		Phillip CROWE		BMW S1000RR - Handtrans			
IDEAL LAP TIME : 57.219		BEST LAP TIME : 57.219		DIFFERENCE : 0.000			
LAP	SECTOR 1	SECTOR 2	LAP TIME	MPH	DIFF	TIME OF DAY	
1 -	35.064	25.540	1:00.604	97.44	3.385	09:54:36.085	
2 -	33.476	24.573	58.049 (3)	101.73	0.830	09:55:34.134	
3 -	33.260	25.077	58.337	101.23	1.118	09:56:32.471	
4 -	33.040	24.179	57.219 (1)	103.21		09:57:29.690	
5 -	34.137	24.690	58.827	100.39	1.608	09:58:28.517	
6 -	34.485	24.609	59.094	99.93	1.875	09:59:27.611	
7 -	33.421	24.434	57.855 (2)	102.07	0.636	10:00:25.466	

P3 99		Bob COLLINS		Honda FIREBLADE - FWR.co.uk			
IDEAL LAP TIME : 56.964		BEST LAP TIME : 57.365		DIFFERENCE : 0.401			
LAP	SECTOR 1	SECTOR 2	LAP TIME	MPH	DIFF	TIME OF DAY	
1 -	40.883	26.530	1:07.413	87.60	10.048	09:52:06.235	
2 -	34.180	25.070	59.250	99.67	1.885	09:53:05.485	
3 -	33.790	24.369	58.159	101.54	0.794	09:54:03.644	
4 -	33.082	24.293	57.375 (2)	102.93	0.010	09:55:01.019	
5 -	33.023	24.511	57.534	102.64	0.169	09:55:58.553	
6 -	32.671	24.780	57.451 (3)	102.79	0.086	09:56:56.004	
7 -	33.001	24.625	57.626	102.48	0.261	09:57:53.630	
8 -	33.150	24.483	57.633	102.47	0.268	09:58:51.263	
9 -	32.826	24.539	57.365 (1)	102.94		09:59:48.628	
10 -	36.065	27.243	1:03.308	93.28	5.943	10:00:51.936	

P4 48		Nicky WILSON		Suzuki GSXR 1000 - Demon GP/Haslemere Motorcycles			
IDEAL LAP TIME : 57.678		BEST LAP TIME : 57.678		DIFFERENCE : 0.000			
LAP	SECTOR 1	SECTOR 2	LAP TIME	MPH	DIFF	TIME OF DAY	
1 -	41.381	27.225	1:08.606	86.08	10.928	09:52:08.939	
2 -	34.664	25.825	1:00.489 (3)	97.63	2.811	09:53:09.428	
3 -	33.726	24.810	58.536 (2)	100.88	0.858	09:54:07.964	
4 -	32.923	24.755	57.678 (1)	102.39		09:55:05.642	
5 -	34.849	IN PIT	1:09.521 P	84.94	11.843	09:56:15.163	
6 -	OUTLAP	26.785	2:34.079	38.32	1:36.401	09:58:49.242	
7 -	35.440	IN PIT	1:09.128 P	85.43	11.450	09:59:58.370	

BMCRC - MRO Championships 2022 - Rnd 2 @ Silverstone National

Reactive Parts MRO Powerbikes & Clubman 1000

QUALIFYING - SECTOR ANALYSIS



SECTOR 1 = FL to I1, SECTOR 2 = I1 to FL, DIFF = Difference To Personal Best Lap, P = Crossed Finish Line in Pit Lane, D = Time Disallowed

P5 25		Sam SMITH		Yamaha YZF1000 R1 - Exclusiv events			
IDEAL LAP TIME : 57.826		BEST LAP TIME : 57.987		DIFFERENCE : 0.161			
LAP	SECTOR 1	SECTOR 2	LAP TIME	MPH	DIFF	TIME OF DAY	
1 -	39.371	26.700	1:06.071	89.38	8.084	09:52:08.426	
2 -	34.328	25.312	59.640	99.02	1.653	09:53:08.066	
3 -	33.351	24.709	58.060	101.71	0.073	09:54:06.126	
4 -	33.577	24.678	58.255	101.37	0.268	09:55:04.381	
5 -	33.148	24.886	58.034 (3)	101.76	0.047	09:56:02.415	
6 -	33.442	24.746	58.188	101.49	0.201	09:57:00.603	
7 -	33.791	25.041	58.832	100.38	0.845	09:57:59.435	
8 -	33.191	24.796	57.987 (1)	101.84		09:58:57.422	
9 -	33.321	24.707	58.028 (2)	101.77	0.041	09:59:55.450	

P6 12		Jonathan RAILTON		Kawasaki ZX-10RR -			
IDEAL LAP TIME : 58.378		BEST LAP TIME : 58.506		DIFFERENCE : 0.128			
LAP	SECTOR 1	SECTOR 2	LAP TIME	MPH	DIFF	TIME OF DAY	
1 -	41.417	28.063	1:09.480	84.99	10.974	09:52:13.604	
2 -	35.400	26.441	1:01.841	95.49	3.335	09:53:15.445	
3 -	34.144	25.571	59.715	98.89	1.209	09:54:15.160	
4 -	33.599	25.279	58.878	100.30	0.372	09:55:14.038	
5 -	33.541	25.257	58.798 (3)	100.43	0.292	09:56:12.836	
6 -	34.391	25.280	59.671	98.97	1.165	09:57:12.507	
7 -	33.669	24.837	58.506 (1)	100.94		09:58:11.013	
8 -	33.870	25.401	59.271	99.63	0.765	09:59:10.284	
9 -	33.666	24.916	58.582 (2)	100.81	0.076	10:00:08.866	

P7 52		Ben COTGROVE		Yamaha R1 - MFR			
IDEAL LAP TIME : 58.773		BEST LAP TIME : 58.773		DIFFERENCE : 0.000			
LAP	SECTOR 1	SECTOR 2	LAP TIME	MPH	DIFF	TIME OF DAY	
1 -	42.809	28.570	1:11.379	82.73	12.606	09:52:33.577	
2 -	34.900	26.624	1:01.524	95.98	2.751	09:53:35.101	
3 -	36.051	25.869	1:01.920	95.37	3.147	09:54:37.021	
4 -	33.934	25.191	59.125 (2)	99.88	0.352	09:55:36.146	
5 -	37.533	27.103	1:04.636	91.36	5.863	09:56:40.782	
6 -	36.059	25.785	1:01.844	95.49	3.071	09:57:42.626	
7 -	33.961	25.647	59.608 (3)	99.07	0.835	09:58:42.234	
8 -	33.718	25.055	58.773 (1)	100.48		09:59:41.007	
9 -	1:08.033	IN PIT	3:19.232 P	29.64	2:20.459	10:03:00.239	

P8 9		Luke DIXON		BMW S1000RR -			
IDEAL LAP TIME : 58.805		BEST LAP TIME : 58.805		DIFFERENCE : 0.000			
LAP	SECTOR 1	SECTOR 2	LAP TIME	MPH	DIFF	TIME OF DAY	
1 -	41.096	27.743	1:08.839	85.78	10.034	09:52:11.575	
2 -	35.045	26.313	1:01.358	96.24	2.553	09:53:12.933	
3 -	34.141	25.731	59.872 (3)	98.63	1.067	09:54:12.805	
4 -	34.431	25.780	1:00.211	98.08	1.406	09:55:13.016	
5 -	34.572	25.806	1:00.378	97.81	1.573	09:56:13.394	
6 -	34.360	25.058	59.418 (2)	99.39	0.613	09:57:12.812	
7 -	33.799	25.006	58.805 (1)	100.42		09:58:11.617	
8 -	34.711	25.643	1:00.354	97.85	1.549	09:59:11.971	
9 -	35.636	26.716	1:02.352	94.71	3.547	10:00:14.323	

BMCRC - MRO Championships 2022 - Rnd 2 @ Silverstone National

Reactive Parts MRO Powerbikes & Clubman 1000

QUALIFYING - SECTOR ANALYSIS



SECTOR 1 = FL to I1, SECTOR 2 = I1 to FL, DIFF = Difference To Personal Best Lap, P = Crossed Finish Line in Pit Lane, D = Time Disallowed

P9 711		Ritchie THORNTON		Kawasaki ZX10R - Team 71			
IDEAL LAP TIME : 59.004		BEST LAP TIME : 59.080		DIFFERENCE : 0.076			
LAP	SECTOR 1	SECTOR 2	LAP TIME	MPH	DIFF	TIME OF DAY	
1 -	35.344	26.332	1:01.676	95.75	2.596	09:54:37.817	
2 -	35.339	26.199	1:01.538	95.96	2.458	09:55:39.355	
3 -	34.377	25.499	59.876 (3)	98.63	0.796	09:56:39.231	
4 -	33.689	25.391	59.080 (1)	99.96		09:57:38.311	
5 -	34.570	26.030	1:00.600	97.45	1.520	09:58:38.911	
6 -	33.613	25.772	59.385 (2)	99.44	0.305	09:59:38.296	

P10 2		Peter BAKER		Kawasaki ZX10R - TJ & Peter Baker MC/Dodfrey Eng			
IDEAL LAP TIME : 58.838		BEST LAP TIME : 59.120		DIFFERENCE : 0.282			
LAP	SECTOR 1	SECTOR 2	LAP TIME	MPH	DIFF	TIME OF DAY	
1 -	41.381	27.991	1:09.372	85.13	10.252	09:52:13.944	
2 -	35.072	25.512	1:00.584	97.47	1.464	09:53:14.528	
3 -	33.793	25.327	59.120 (1)	99.89		09:54:13.648	
4 -	34.012	25.528	59.540	99.18	0.420	09:55:13.188	
5 -	34.152	25.142	59.294 (2)	99.59	0.174	09:56:12.482	
6 -	34.495	25.045	59.540	99.18	0.420	09:57:12.022	
7 -	34.235	25.063	59.298 (3)	99.59	0.178	09:58:11.320	
8 -	34.597	25.553	1:00.150	98.18	1.030	09:59:11.470	
9 -	34.494	25.149	59.643	99.01	0.523	10:00:11.113	

P11 8		John BUTLER		Kawasaki ZX10RR - Butler-Hills Ltd			
IDEAL LAP TIME : 59.423		BEST LAP TIME : 59.531		DIFFERENCE : 0.108			
LAP	SECTOR 1	SECTOR 2	LAP TIME	MPH	DIFF	TIME OF DAY	
1 -	41.563	27.285	1:08.848	85.77	9.317	09:52:08.363	
2 -	35.377	26.152	1:01.529 (3)	95.98	1.998	09:53:09.892	
3 -	34.063	25.863	59.926 (2)	98.54	0.395	09:54:09.818	
4 -	33.748	25.783	59.531 (1)	99.20		09:55:09.349	
5 -	33.640	IN PIT	1:11.594 P	82.48	12.063	09:56:20.943	
6 -	OUTLAP	27.471	2:52.688	34.19	1:53.157	09:59:13.631	
7 -	35.882	26.394	1:02.276	94.83	2.745	10:00:15.907	

P12 98		Rick DICKINSON		Ducati PANIGALE V4 - MotorcycleRaceParts.co.uk			
IDEAL LAP TIME : 1:00.169		BEST LAP TIME : 1:00.372		DIFFERENCE : 0.203			
LAP	SECTOR 1	SECTOR 2	LAP TIME	MPH	DIFF	TIME OF DAY	
1 -	43.325	27.646	1:10.971	83.21	10.599	09:52:16.216	
2 -	36.073	26.674	1:02.747	94.11	2.375	09:53:18.963	
3 -	35.586	26.541	1:02.127	95.05	1.755	09:54:21.090	
4 -	35.040	25.587	1:00.627 (3)	97.40	0.255	09:55:21.717	
5 -	34.582	25.790	1:00.372 (1)	97.82		09:56:22.089	
6 -	34.690	26.158	1:00.848	97.05	0.476	09:57:22.937	
7 -	34.582	26.563	1:01.145	96.58	0.773	09:58:24.082	
8 -	34.736	25.993	1:00.729	97.24	0.357	09:59:24.811	
9 -	34.897	25.620	1:00.517 (2)	97.58	0.145	10:00:25.328	

P13 21		Jack CROUCHER		BMW S1000RR - Trendy lofts			
IDEAL LAP TIME : 1:00.403		BEST LAP TIME : 1:00.457		DIFFERENCE : 0.054			
LAP	SECTOR 1	SECTOR 2	LAP TIME	MPH	DIFF	TIME OF DAY	
1 -	41.921	28.689	1:10.610	83.63	10.153	09:52:13.707	
2 -	35.797	27.200	1:02.997	93.74	2.540	09:53:16.704	
3 -	34.622	26.492	1:01.114	96.63	0.657	09:54:17.818	
4 -	34.201	26.256	1:00.457 (1)	97.68		09:55:18.275	
5 -	34.172	26.583	1:00.755	97.20	0.298	09:56:19.030	
6 -	34.147	26.438	1:00.585 (2)	97.47	0.128	09:57:19.615	
7 -	34.459	26.375	1:00.834	97.07	0.377	09:58:20.449	
8 -	34.283	26.394	1:00.677 (3)	97.32	0.220	09:59:21.126	
9 -	34.484	IN PIT	1:16.979 P	76.71	16.522	10:00:38.105	

BMCRC - MRO Championships 2022 - Rnd 2 @ Silverstone National

Reactive Parts MRO Powerbikes & Clubman 1000

QUALIFYING - SECTOR ANALYSIS



SECTOR 1 = FL to I1, SECTOR 2 = I1 to FL, DIFF = Difference To Personal Best Lap, P = Crossed Finish Line in Pit Lane, D = Time Disallowed

P14 17		Phil BAKER		BMW S1000RR - Paul & Justine Bushell			
IDEAL LAP TIME : 1:00.490		BEST LAP TIME : 1:00.490		DIFFERENCE : 0.000			
LAP	SECTOR 1	SECTOR 2	LAP TIME	MPH	DIFF	TIME OF DAY	
1 -	41.892	27.580	1:09.472	85.00	8.982	09:52:25.669	
2 -	35.658	26.796	1:02.454	94.56	1.964	09:53:28.123	
3 -	35.553	25.928	1:01.481	96.05	0.991	09:54:29.604	
4 -	35.473	26.912	1:02.385	94.66	1.895	09:55:31.989	
5 -	35.766	26.099	1:01.865	95.46	1.375	09:56:33.854	
6 -	34.834	25.815	1:00.649 (2)	97.37	0.159	09:57:34.503	
7 -	34.762	25.728	1:00.490 (1)	97.63		09:58:34.993	
8 -	34.798	26.007	1:00.805 (3)	97.12	0.315	09:59:35.798	
9 -	35.572	27.792	1:03.364	93.20	2.874	10:00:39.162	

P15 86 C		Frederico LOPES		Yamaha R1 - FLR Procurement Ltd			
IDEAL LAP TIME : 1:00.226		BEST LAP TIME : 1:00.502		DIFFERENCE : 0.276			
LAP	SECTOR 1	SECTOR 2	LAP TIME	MPH	DIFF	TIME OF DAY	
1 -	45.123	29.923	1:15.046	78.69	14.544	09:52:25.134	
2 -	35.918	26.775	1:02.693	94.19	2.191	09:53:27.827	
3 -			1:02.640	94.27	2.138	09:54:30.467	
4 -	34.540	26.665	1:01.205 (3)	96.48	0.703	09:55:31.672	
5 -	35.261	26.510	1:01.771	95.60	1.269	09:56:33.443	
6 -	34.739	25.763	1:00.502 (1)	97.61		09:57:33.945	
7 -			1:00.898 (2)	96.97	0.396	09:58:34.843	
8 -	34.463	26.885	1:01.348	96.26	0.846	09:59:36.191	

P16 32		Martin MORRIS		BMW S1000RR - Morris Racing, Obsession Engineering			
IDEAL LAP TIME : 1:00.555		BEST LAP TIME : 1:00.593		DIFFERENCE : 0.038			
LAP	SECTOR 1	SECTOR 2	LAP TIME	MPH	DIFF	TIME OF DAY	
1 -	43.511	28.727	1:12.238	81.75	11.645	09:52:21.779	
2 -	36.622	27.784	1:04.406	91.69	3.813	09:53:26.185	
3 -	35.786	27.026	1:02.812	94.02	2.219	09:54:28.997	
4 -	35.371	27.246	1:02.617	94.31	2.024	09:55:31.614	
5 -	35.003	26.597	1:01.600	95.87	1.007	09:56:33.214	
6 -	34.495	26.098	1:00.593 (1)	97.46		09:57:33.807	
7 -	34.457	26.159	1:00.616 (2)	97.42	0.023	09:58:34.423	
8 -	34.614	26.415	1:01.029 (3)	96.76	0.436	09:59:35.452	
9 -	34.555	26.880	1:01.435	96.12	0.842	10:00:36.887	

P17 141		Ramone HUNTE		Yamaha R1 - my wallet.com			
IDEAL LAP TIME : 1:00.206		BEST LAP TIME : 1:00.689		DIFFERENCE : 0.483			
LAP	SECTOR 1	SECTOR 2	LAP TIME	MPH	DIFF	TIME OF DAY	
1 -	42.520	27.674	1:10.194	84.13	9.505	09:52:17.749	
2 -	36.206	27.025	1:03.231	93.39	2.542	09:53:20.980	
3 -	35.011	26.990	1:02.001	95.25	1.312	09:54:22.981	
4 -	35.841	26.204	1:02.045	95.18	1.356	09:55:25.026	
5 -	34.994	25.695	1:00.689 (1)	97.31		09:56:25.715	
6 -	34.720	27.038	1:01.758	95.62	1.069	09:57:27.473	
7 -	34.511	26.402	1:00.913 (3)	96.95	0.224	09:58:28.386	
8 -	34.797	26.071	1:00.868 (2)	97.02	0.179	09:59:29.254	
9 -	34.948	26.075	1:01.023	96.77	0.334	10:00:30.277	

BMCRC - MRO Championships 2022 - Rnd 2 @ Silverstone National

Reactive Parts MRO Powerbikes & Clubman 1000

QUALIFYING - SECTOR ANALYSIS



SECTOR 1 = FL to I1, SECTOR 2 = I1 to FL, DIFF = Difference To Personal Best Lap, P = Crossed Finish Line in Pit Lane, D = Time Disallowed

P18 60		Jack YOUNGE		Kawasaki ZX10R - Chase Timber products			
IDEAL LAP TIME : 1:00.619		BEST LAP TIME : 1:00.701		DIFFERENCE : 0.082			
LAP	SECTOR 1	SECTOR 2	LAP TIME	MPH	DIFF	TIME OF DAY	
1 -	42.339	28.228	1:10.567	83.68	9.866	09:52:17.693	
2 -	36.753	27.112	1:03.865	92.47	3.164	09:53:21.558	
3 -	34.608	27.029	1:01.637	95.81	0.936	09:54:23.195	
4 -	35.307	26.350	1:01.657	95.78	0.956	09:55:24.852	
5 -	34.578	26.123	1:00.701 (1)	97.29		09:56:25.553	
6 -	34.496	26.572	1:01.068 (3)	96.70	0.367	09:57:26.621	
7 -	35.141	26.479	1:01.620	95.84	0.919	09:58:28.241	
8 -	35.504	26.354	1:01.858	95.47	1.157	09:59:30.099	
9 -	34.527	26.472	1:00.999 (2)	96.81	0.298	10:00:31.098	

P19 57 C		Scott FORBES-COWDRY		Kawasaki ZX10R -			
IDEAL LAP TIME : 1:00.740		BEST LAP TIME : 1:00.740		DIFFERENCE : 0.000			
LAP	SECTOR 1	SECTOR 2	LAP TIME	MPH	DIFF	TIME OF DAY	
1 -	43.345	29.086	1:12.431	81.53	11.691	09:52:14.236	
2 -	36.118	27.108	1:03.226	93.40	2.486	09:53:17.462	
3 -	34.911	26.501	1:01.412 (3)	96.16	0.672	09:54:18.874	
4 -	34.660	26.810	1:01.470	96.07	0.730	09:55:20.344	
5 -	34.621	26.119	1:00.740 (1)	97.22		09:56:21.084	
6 -	34.943	27.096	1:02.039	95.19	1.299	09:57:23.123	
7 -	34.889	26.474	1:01.363 (2)	96.24	0.623	09:58:24.486	
8 -	35.368	26.842	1:02.210	94.93	1.470	09:59:26.696	
9 -	35.088	26.792	1:01.880	95.43	1.140	10:00:28.576	

P20 73		James KELLY		Ducati 955 - Art of racing			
IDEAL LAP TIME : 1:00.832		BEST LAP TIME : 1:00.832		DIFFERENCE : 0.000			
LAP	SECTOR 1	SECTOR 2	LAP TIME	MPH	DIFF	TIME OF DAY	
1 -	43.531	28.057	1:11.588	82.49	10.756	09:52:15.588	
2 -	36.319	26.274	1:02.593	94.35	1.761	09:53:18.181	
3 -	36.314	27.243	1:03.557	92.91	2.725	09:54:21.738	
4 -	35.465	26.073	1:01.538 (2)	95.96	0.706	09:55:23.276	
5 -	35.652	25.934	1:01.586 (3)	95.89	0.754	09:56:24.862	
6 -	36.361	27.101	1:03.462	93.05	2.630	09:57:28.324	
7 -	35.962	26.092	1:02.054	95.16	1.222	09:58:30.378	
8 -	35.180	25.652	1:00.832 (1)	97.08		09:59:31.210	
9 -	36.091	26.796	1:02.887	93.90	2.055	10:00:34.097	

P21 19		Simon BASTABLE		Ducati V2 - WSCperformance.co.uk			
IDEAL LAP TIME : 1:00.836		BEST LAP TIME : 1:00.836		DIFFERENCE : 0.000			
LAP	SECTOR 1	SECTOR 2	LAP TIME	MPH	DIFF	TIME OF DAY	
1 -	41.945	26.406	1:08.351	86.40	7.515	09:52:50.838	
2 -	36.129	26.498	1:02.627	94.29	1.791	09:53:53.465	
3 -	35.847	25.717	1:01.564 (3)	95.92	0.728	09:54:55.029	
4 -	35.293	25.543	1:00.836 (1)	97.07		09:55:55.865	
5 -	35.534	26.909	1:02.443	94.57	1.607	09:56:58.308	
6 -	35.755	26.269	1:02.024	95.21	1.188	09:58:00.332	
7 -	35.467	25.848	1:01.315 (2)	96.31	0.479	09:59:01.647	
8 -	35.582	26.250	1:01.832	95.51	0.996	10:00:03.479	

BMCRC - MRO Championships 2022 - Rnd 2 @ Silverstone National

Reactive Parts MRO Powerbikes & Clubman 1000

QUALIFYING - SECTOR ANALYSIS



SECTOR 1 = FL to I1, SECTOR 2 = I1 to FL, DIFF = Difference To Personal Best Lap, P = Crossed Finish Line in Pit Lane, D = Time Disallowed

P22 6		Peter HASLER		Ducati 959 PANIGALE - Art of racing			
IDEAL LAP TIME : 1:01.040		BEST LAP TIME : 1:01.141		DIFFERENCE : 0.101			
LAP	SECTOR 1	SECTOR 2	LAP TIME	MPH	DIFF	TIME OF DAY	
1 -	43.240	27.700	1:10.940	83.24	9.799	09:52:16.644	
2 -	36.545	26.657	1:03.202	93.44	2.061	09:53:19.846	
3 -	35.640	26.764	1:02.404	94.63	1.263	09:54:22.250	
4 -	36.019	26.529	1:02.548	94.41	1.407	09:55:24.798	
5 -	35.580	25.698	1:01.278 (2)	96.37	0.137	09:56:26.076	
6 -	35.644	26.144	1:01.788	95.57	0.647	09:57:27.864	
7 -	35.521	26.347	1:01.868	95.45	0.727	09:58:29.732	
8 -	35.342	25.799	1:01.141 (1)	96.59		09:59:30.873	
9 -	35.498	25.875	1:01.373 (3)	96.22	0.232	10:00:32.246	

P23 53 C		Seamus McGLYNN		Yamaha R1 -			
IDEAL LAP TIME : 1:01.195		BEST LAP TIME : 1:01.195		DIFFERENCE : 0.000			
LAP	SECTOR 1	SECTOR 2	LAP TIME	MPH	DIFF	TIME OF DAY	
1 -	42.494	27.717	1:10.211	84.11	9.016	09:52:16.434	
2 -	36.289	26.936	1:03.225	93.40	2.030	09:53:19.659	
3 -	35.553	26.940	1:02.493	94.50	1.298	09:54:22.152	
4 -	36.700	27.413	1:04.113	92.11	2.918	09:55:26.265	
5 -	35.009	26.445	1:01.454 (3)	96.09	0.259	09:56:27.719	
6 -	34.859	26.407	1:01.266 (2)	96.39	0.071	09:57:28.985	
7 -	35.642	26.488	1:02.130	95.05	0.935	09:58:31.115	
8 -	35.436	26.462	1:01.898	95.40	0.703	09:59:33.013	
9 -	34.825	26.370	1:01.195 (1)	96.50		10:00:34.208	

P24 333		Andrew HOUGHTON		Yamaha R1 -			
IDEAL LAP TIME : 1:01.560		BEST LAP TIME : 1:01.560		DIFFERENCE : 0.000			
LAP	SECTOR 1	SECTOR 2	LAP TIME	MPH	DIFF	TIME OF DAY	
1 -	38.237	29.110	1:07.347	87.69	5.787	09:53:17.071	
2 -	36.264	27.164	1:03.428	93.10	1.868	09:54:20.499	
3 -	35.713	26.904	1:02.617 (2)	94.31	1.057	09:55:23.116	
4 -	35.213	26.347	1:01.560 (1)	95.93		09:56:24.676	
5 -	35.347	27.339	1:02.686 (3)	94.21	1.126	09:57:27.362	
6 -	35.619	27.307	1:02.926	93.85	1.366	09:58:30.288	
7 -	36.522	27.569	1:04.091	92.14	2.531	09:59:34.379	

P25 16		James BUCHANAN		Kawasaki ZX10RR - Bluemotion racing			
IDEAL LAP TIME :		BEST LAP TIME : 1:01.998		DIFFERENCE :			
LAP	SECTOR 1	SECTOR 2	LAP TIME	MPH	DIFF	TIME OF DAY	
1 -			1:04.175	92.02	2.177	09:53:17.354	
2 -			1:04.379	91.73	2.381	09:54:21.733	
3 -			1:04.380	91.73	2.382	09:55:26.114	
4 -			1:02.674 (3)	94.22	0.676	09:56:28.788	
5 -			1:02.321 (2)	94.76	0.323	09:57:31.109	
6 -			1:01.998 (1)	95.25		09:58:33.107	
7 -			1:03.083	93.61	1.085	09:59:36.190	

P26 222 C		Phil ROOKE		Kawasaki ZX10R - GW HIGHWAYS & CLEARWAY TRAFFIC S			
IDEAL LAP TIME : 1:02.247		BEST LAP TIME : 1:02.247		DIFFERENCE : 0.000			
LAP	SECTOR 1	SECTOR 2	LAP TIME	MPH	DIFF	TIME OF DAY	
1 -	45.265	31.064	1:16.329	77.37	14.082	09:52:27.388	
2 -	38.048	28.400	1:06.448	88.87	4.201	09:53:33.836	
3 -	36.278	27.390	1:03.668	92.75	1.421	09:54:37.504	
4 -	35.574	27.385	1:02.959 (3)	93.80	0.712	09:55:40.463	
5 -	35.357	27.519	1:02.876 (2)	93.92	0.629	09:56:43.339	
6 -	35.091	27.156	1:02.247 (1)	94.87		09:57:45.586	
7 -	36.964	29.803	1:06.767	88.45	4.520	09:58:52.353	
8 -	41.449	29.416	1:10.865	83.33	8.618	10:00:03.218	

BMCRC - MRO Championships 2022 - Rnd 2 @ Silverstone National

Reactive Parts MRO Powerbikes & Clubman 1000

QUALIFYING - SECTOR ANALYSIS



SECTOR 1 = FL to I1, SECTOR 2 = I1 to FL, DIFF = Difference To Personal Best Lap, P = Crossed Finish Line in Pit Lane, D = Time Disallowed

P27		110 C		Michael CLARKE		Yamaha R1 - BIKEBASE - MX5 PARTS WAREHOUSE	
IDEAL LAP TIME : 1:02.699		BEST LAP TIME : 1:02.728		DIFFERENCE : 0.029			
LAP	SECTOR 1	SECTOR 2	LAP TIME	MPH	DIFF	TIME OF DAY	
1 -	45.141	28.900	1:14.041	79.76	11.313	09:52:28.527	
2 -	37.671	28.815	1:06.486	88.82	3.758	09:53:35.013	
3 -	37.045	27.607	1:04.652	91.34	1.924	09:54:39.665	
4 -	36.200	26.988	1:03.188 (3)	93.46	0.460	09:55:42.853	
5 -	35.901	27.230	1:03.131 (2)	93.54	0.403	09:56:45.984	
6 -	35.930	26.798	1:02.728 (1)	94.14		09:57:48.712	
7 -	41.218	IN PIT	1:25.715 P	68.89	22.987	09:59:14.427	

P28		7 C		Seb JENKINS		Suzuki GSX-R 1000 - Mupo Race Suspension - Enpro - DDA gr	
IDEAL LAP TIME : 1:03.846		BEST LAP TIME : 1:03.972		DIFFERENCE : 0.126			
LAP	SECTOR 1	SECTOR 2	LAP TIME	MPH	DIFF	TIME OF DAY	
1 -	37.090	28.844	1:05.934 (3)	89.56	1.962	09:58:24.308	
2 -	36.504	27.468	1:03.972 (1)	92.31		09:59:28.280	
3 -	36.378	27.789	1:04.167 (2)	92.03	0.195	10:00:32.447	

P29		163		Steve SMULOVIC		Suzuki GSXR1000 - SFC Racing	
IDEAL LAP TIME : 1:06.164		BEST LAP TIME : 1:06.207		DIFFERENCE : 0.043			
LAP	SECTOR 1	SECTOR 2	LAP TIME	MPH	DIFF	TIME OF DAY	
1 -	46.391	30.860	1:17.251	76.44	11.044	09:52:25.770	
2 -	39.702	30.711	1:10.413	83.87	4.206	09:53:36.183	
3 -	38.421	29.463	1:07.884	86.99	1.677	09:54:44.067	
4 -	38.861	29.393	1:08.254	86.52	2.047	09:55:52.321	
5 -	37.614	28.915	1:06.529 (2)	88.76	0.322	09:56:58.850	
6 -	38.032	28.800	1:06.832 (3)	88.36	0.625	09:58:05.682	
7 -	37.364	28.843	1:06.207 (1)	89.20		09:59:11.889	
8 -	38.534	30.684	1:09.218	85.31	3.011	10:00:21.107	

BMCRC - MRO Championships 2022 - Rnd 2 @ Silverstone National

Reactive Parts MRO Powerbikes & Clubman 1000

QUALIFYING - BEST SECTORS

SECTOR 1			SECTOR 2			IDEAL / BEST COMPARISON						
POS	NO	NAME	TIME	NO	NAME	TIME	POS	NO	NAME	IDEAL	BEST	DIFF
									PERFECT LAP	56.664		
1	99	COLLINS	32.671	26	WAINWRIGHT	23.993	1	26	WAINWRIGHT	56.740	56.774	0.034
2	26	WAINWRIGHT	32.747	171	CROWE	24.179	2	99	COLLINS	56.964	57.365	0.401
3	48	WILSON	32.923	99	COLLINS	24.293	3	171	CROWE	57.219	57.219	0.000
4	171	CROWE	33.040	25	SMITH	24.678	4	48	WILSON	57.678	57.678	0.000
5	25	SMITH	33.148	48	WILSON	24.755	5	25	SMITH	57.826	57.987	0.161
6	12	RAILTON	33.541	12	RAILTON	24.837	6	12	RAILTON	58.378	58.506	0.128
7	711	THORNTON	33.613	9	DIXON	25.006	7	52	COTGROVE	58.773	58.773	0.000
8	8	BUTLER	33.640	2	BAKER	25.045	8	9	DIXON	58.805	58.805	0.000
9	52	COTGROVE	33.718	52	COTGROVE	25.055	9	2	BAKER	58.838	59.120	0.282
10	2	BAKER	33.793	711	THORNTON	25.391	10	711	THORNTON	59.004	59.080	0.076
11	9	DIXON	33.799	19	BASTABLE	25.543	11	8	BUTLER	59.423	59.531	0.108
12	21	CROUCHER	34.147	98	DICKINSON	25.587	12	98	DICKINSON	1:00.169	1:00.372	0.203
13	32	MORRIS	34.457	73	KELLY	25.652	13	141	HUNTE	1:00.206	1:00.689	0.483
14	86	LOPES	34.463	141	HUNTE	25.695	14	86	LOPES	1:00.226	1:00.502	0.276
15	60	YOUNGE	34.496	6	HASLER	25.698	15	21	CROUCHER	1:00.403	1:00.457	0.054
16	141	HUNTE	34.511	17	BAKER	25.728	16	17	BAKER	1:00.490	1:00.490	0.000
17	98	DICKINSON	34.582	86	LOPES	25.763	17	32	MORRIS	1:00.555	1:00.593	0.038
18	57	FORBES-COWDRY	34.621	8	BUTLER	25.783	18	60	YOUNGE	1:00.619	1:00.701	0.082
19	17	BAKER	34.762	32	MORRIS	26.098	19	57	FORBES-COWDRY	1:00.740	1:00.740	0.000
20	53	McGLYNN	34.825	57	FORBES-COWDRY	26.119	20	73	KELLY	1:00.832	1:00.832	0.000
21	222	ROOKE	35.091	60	YOUNGE	26.123	21	19	BASTABLE	1:00.836	1:00.836	0.000
22	73	KELLY	35.180	21	CROUCHER	26.256	22	6	HASLER	1:01.040	1:01.141	0.101
23	333	HOUGHTON	35.213	333	HOUGHTON	26.347	23	53	McGLYNN	1:01.195	1:01.195	0.000
24	19	BASTABLE	35.293	53	McGLYNN	26.370	24	333	HOUGHTON	1:01.560	1:01.560	0.000
25	6	HASLER	35.342	110	CLARKE	26.798	25	222	ROOKE	1:02.247	1:02.247	0.000
26	110	CLARKE	35.901	222	ROOKE	27.156	26	110	CLARKE	1:02.699	1:02.728	0.029
27	7	JENKINS	36.378	7	JENKINS	27.468	27	7	JENKINS	1:03.846	1:03.972	0.126
28	163	SMULOVIC	37.364	163	SMULOVIC	28.800	28	163	SMULOVIC	1:06.164	1:06.207	0.043
29							29	16	BUCHANAN		1:01.998	

BMCRC - MRO Championships 2022 - Rnd 2 @ Silverstone National

Reactive Parts MRO Powerbikes & Clubman 1000

QUALIFYING - STATISTICS

Competitors Started	29
Planned Start	2022-04-02 @ 09:51:00.000
Actual Start	2022-04-02 @ 09:50:48.380
Finish Time	2022-04-02 @ 10:02:58.692
Track Length	1.6404mi.
Total Laps	237
Total Distance Covered	388.7898mi.

Session Fastest Lap History

NO	CL	NAME	LAP TIME	TIME OF DAY	LAP	VEHICLE
99		Bob COLLINS	1:07.413	09:52:06.247	1	Honda FIREBLADE
25		Sam SMITH	1:06.071	09:52:08.426	1	Yamaha YZF1000 R1
99		Bob COLLINS	59.250	09:53:05.496	2	Honda FIREBLADE
26		Josh WAINWRIGHT	58.542	09:53:05.614	2	Honda CBR1000
26		Josh WAINWRIGHT	57.904	09:54:03.517	3	Honda CBR1000
26		Josh WAINWRIGHT	57.233	09:55:00.751	4	Honda CBR1000
171		Phillip CROWE	57.219	09:57:29.696	4	BMW S1000RR
26		Josh WAINWRIGHT	56.774	09:57:54.623	7	Honda CBR1000

Flag History

TYPE	TIME OF DAY
GREEN	09:50:48.380
RED	10:00:52.813
FINISH	10:02:58.692

Flag Statistics

TYPE	COUNT	TOTAL LAPS	TOTAL TIME
Green	1	10	10:04.433
Red	1	0	2:05.879
Safety Car	0	0	0.000
FCY	0	0	0.000

BMCRC - MRO Championships 2022 - Rnd 2 @ Silverstone National

Reactive Parts MRO Powerbikes & Clubman 1000

QUALIFYING - STATISTICS

CLASS :

23 Starters

Fastest Lap History

NO	NAME	LAP TIME	TIME OF DAY	LAP	VEHICLE
99	Bob COLLINS	1:07.413	09:52:06.247	1	Honda FIREBLADE
25	Sam SMITH	1:06.071	09:52:08.426	1	Yamaha YZF1000 R1
99	Bob COLLINS	59.250	09:53:05.496	2	Honda FIREBLADE
26	Josh WAINWRIGHT	58.542	09:53:05.614	2	Honda CBR1000
26	Josh WAINWRIGHT	57.904	09:54:03.517	3	Honda CBR1000
26	Josh WAINWRIGHT	57.233	09:55:00.751	4	Honda CBR1000
171	Phillip CROWE	57.219	09:57:29.696	4	BMW S1000RR
26	Josh WAINWRIGHT	56.774	09:57:54.623	7	Honda CBR1000

BMCRC - MRO Championships 2022 - Rnd 2 @ Silverstone National

Reactive Parts MRO Powerbikes & Clubman 1000

QUALIFYING - STATISTICS

CLASS : C

6 Starters

Fastest Lap History

NO	NAME	LAP TIME	TIME OF DAY	LAP	VEHICLE
57	Scott FORBES-COWDRY	1:12.431	09:52:14.241	1	Kawasaki ZX10R
53	Seamus McGLYNN	1:10.211	09:52:16.440	1	Yamaha R1
57	Scott FORBES-COWDRY	1:03.226	09:53:17.468	2	Kawasaki ZX10R
53	Seamus McGLYNN	1:03.225	09:53:19.665	2	Yamaha R1
86	Frederico LOPES	1:02.693	09:53:27.817	2	Yamaha R1
57	Scott FORBES-COWDRY	1:01.412	09:54:18.879	3	Kawasaki ZX10R
86	Frederico LOPES	1:01.205	09:55:31.672	4	Yamaha R1
57	Scott FORBES-COWDRY	1:00.740	09:56:21.088	5	Kawasaki ZX10R
86	Frederico LOPES	1:00.502	09:57:33.935	6	Yamaha R1

BMCRC - MRO Championships 2022 - Rnd 2 @ Silverstone National



Reactive Parts MRO Powerbikes & Clubman 1000

RACE 4 - GRID (12 Laps)

ROW 11	33		32		31	115 Stacey KILLWORTH				
ROW 10	30	54 Steve HENEGHAN	1:06.207	29	163 Steve SMULOVIC	1:03.972	28	7 Seb JENKINS		
ROW 9		1:02.728	27	110 Michael CLARKE	1:02.247	26	222 Phil ROOKE	1:01.998	25	16 James BUCHANAN
ROW 8		1:01.560	24	333 Andrew HOUGHTON	1:01.195	23	53 Seamus McGLYNN	1:01.141	22	6 Peter HASLER
ROW 7		1:00.836	21	19 Simon BASTABLE	1:00.832	20	73 James KELLY	1:00.740	19	57 Scott FORBES-COWDRY
ROW 6		1:00.701	18	60 Jack YOUNGE	1:00.689	17	141 Ramone HUNTE	1:00.593	16	32 Martin MORRIS
ROW 5		1:00.502	15	86 Frederico LOPES	1:00.490	14	17 Phil BAKER	1:00.457	13	21 Jack CROUCHER
ROW 4		1:00.372	12	98 Rick DICKINSON	59.531	11	8 John BUTLER	59.120	10	2 Peter BAKER
ROW 3		59.080	9	711 Ritchie THORNTON	58.805	8	9 Luke DIXON	58.773	7	52 Ben COTGROVE
ROW 2		58.506	6	12 Jonathan RAILTON	57.987	5	25 Sam SMITH	57.678	4	48 Nicky WILSON
ROW 1		57.365	3	99 Bob COLLINS	57.219	2	171 Phillip CROWE	56.774	1	26 Josh WAINWRIGHT
Pole										

Silverstone National: 1.6404 miles

These results are provisional until the conclusion of any judicial and technical matters.

Clerk Of Course :	Stewards :	Timekeeper : Craig Smith
-------------------	------------	--------------------------

Results can be found at www.tsl-timing.com

Printed - 10:04 Saturday, 02 April 2022



BMCRC - MRO Championships 2022 - Rnd 2 @ Silverstone National

Reactive Parts MRO Powerbikes & Clubman 1000



RACE 4 - CLASSIFICATION

POS	NO	CL	PIC NAME	ENTRY	LAPS	TIME	GAP	DIFF	MPH	BEST	ON
1	26		1 Josh WAINWRIGHT	Honda CBR1000 - JW MOT Centre	6	5:41.264			103.83	56.158	2
2	99		2 Bob COLLINS	Honda FIREBLADE - FWR.co.uk	6	5:43.923	2.659	2.659	103.02	56.609	2
3	25		3 Sam SMITH	Yamaha YZF1000 R1 - Exclusiv events	6	5:48.574	7.310	4.651	101.65	57.493	6
4	52		4 Ben COTGROVE	Yamaha R1 - MFR	6	5:50.814	9.550	2.240	101.00	57.611	4
5	12		5 Jonathan RAILTON	Kawasaki ZX-10RR -	6	5:50.873	9.609	0.059	100.98	57.647	4
6	711		6 Ritchie THORNTON	Kawasaki ZX10R - Team 71	6	5:55.847	14.583	4.974	99.57	58.355	4
7	98		7 Rick DICKINSON	Ducati PANIGALE V4 - MotorcycleRaceParts.co.uk	6	5:59.762	18.498	3.915	98.49	58.883	6
8	9		8 Luke DIXON	BMW S1000RR -	6	6:00.701	19.437	0.939	98.23	59.256	5
9	8		9 John BUTLER	Kawasaki ZX10RR - Butler-Hills Ltd	6	6:02.890	21.626	2.189	97.64	59.742	6
10	2		10 Peter BAKER	Kawasaki ZX10R - TJ & Peter Baker MC/Dodfrey En	6	6:04.352	23.088	1.462	97.25	59.625	3
11	60		11 Jack YOUNGE	Kawasaki ZX10R - Chase Timber products	6	6:06.774	25.510	2.422	96.60	1:00.116	5
12	86	C	1 Frederico LOPES	Yamaha R1 - FLR Procurement Ltd	6	6:06.979	25.715	0.205	96.55	1:00.163	6
13	73		12 James KELLY	Ducati 955 - Art of racing	6	6:07.544	26.280	0.565	96.40	1:00.091	5
14	141		13 Ramone HUNTE	Yamaha R1 - my wallet.com	6	6:08.196	26.932	0.652	96.23	1:00.257	3
15	17		14 Phil BAKER	BMW S1000RR - Paul & Justine Bushell	6	6:08.306	27.042	0.110	96.20	1:00.319	2
16	57	C	2 Scott FORBES-COWDRY	Kawasaki ZX10R -	6	6:09.375	28.111	1.069	95.92	59.979	3
17	222	C	3 Phil ROOKE	Kawasaki ZX10R - GW HIGHWAYS & CLEARWAY	6	6:09.450	28.186	0.075	95.91	59.628	4
18	53	C	4 Seamus McGLYNN	Yamaha R1 -	6	6:09.718	28.454	0.268	95.84	1:00.202	3
19	19		15 Simon BASTABLE	Ducati V2 - WSCperformance.co.uk	6	6:10.844	29.580	1.126	95.54	1:00.293	4
20	110	C	5 Michael CLARKE	Yamaha R1 - BIKEBASE - MX5 PARTS WAREHOU	6	6:12.847	31.583	2.003	95.03	1:00.458	3
21	32		16 Martin MORRIS	BMW S1000RR - Morris Racing, Obsession Enginee	6	6:13.825	32.561	0.978	94.78	1:00.252	6
22	115		17 Stacey KILLWORTH	Suzuki GSXR 1000 - Greenplant/Everns	6	6:14.464	33.200	0.639	94.62	1:00.520	6
23	16		18 James BUCHANAN	Kawasaki ZX10RR - Bluemotion racing	6	6:14.768	33.504	0.304	94.54	1:00.470	6
24	7	C	6 Seb JENKINS	Suzuki GSX-R 1000 - Mupo Race Suspension - Enpr	6	6:21.131	39.867	6.363	92.97	1:01.849	2
25	163		19 Steve SMULOVIC	Suzuki GSXR1000 - SFC Racing	6	6:33.566	52.302	12.435	90.03	1:03.650	3

NOT CLASSIFIED

DNF	6		Peter HASLER	Ducati 959 PANIGALE - Art of racing	4	4:08.125	2 Laps	2 Laps	95.20	59.933	4
DNF	21		Jack CROUCHER	BMW S1000RR - Trendy lofts	3	3:18.161	3 Laps	1 Lap	89.40	1:01.550	2

FASTEST LAP

	26		Josh WAINWRIGHT	Honda CBR1000 - JW MOT Centre	2	56.158			105.16 mph	169.24 kph	
	222	C	Phil ROOKE	Kawasaki ZX10R - GW HIGHWAYS & CLEARWAY	4	59.628			99.04 mph	159.39 kph	

Class - 92.5% of Race Speed = 96.04 mph
 Class C - 92.5% of Race Speed = 89.30 mph

Weather / Track : Cloudy / Dry

These results are provisional until the conclusion of any judicial and technical matters.

Race Distance: 6 Laps / 9.84 miles

Silverstone National: 1.6404 miles

Date: 02/04/2022 Start: 13:39 Finish: 13:44

Clerk Of Course :	Stewards :	Timekeeper : Craig Smith
-------------------	------------	--------------------------

Results can be found at www.tsl-timing.com

Printed - 13:47 Saturday, 02 April 2022



BMCRC - MRO Championships 2022 - Rnd 2 @ Silverstone National

Reactive Parts MRO Powerbikes & Clubman 1000

RACE 4 - LAP CHART

LAP 1 @ 13:40:11.905

NO	BEHIND	LAP TIME
26		58.676
99	0.103	58.779
25	1.384	1:00.060
12	2.357	1:01.033
52	2.866	1:01.542
711	3.303	1:01.979
9	3.939	1:02.615
2	4.046	1:02.722
8	4.340	1:03.016
98	4.525	1:03.201
60	5.845	1:04.521
86	5.972	1:04.648
73	6.305	1:04.981
17	6.621	1:05.297
21	7.106	1:05.782
141	7.263	1:05.939
6	7.391	1:06.067
57	7.545	1:06.221
53	7.766	1:06.442
19	8.087	1:06.763
32	8.499	1:07.175
222	8.832	1:07.508
16	8.862	1:07.538
110	9.273	1:07.949
115	9.409	1:08.085
7	9.921	1:08.597
163	11.046	1:09.722

LAP 2 @ 13:41:08.063

NO	BEHIND	LAP TIME
26		56.158
99	0.554	56.609
25	2.918	57.692
12	4.396	58.197
52	4.694	57.986
711	5.945	58.800
9	7.754	59.973
98	8.110	59.743
2	8.264	1:00.376
8	8.664	1:00.482
60	10.134	1:00.447
86	10.239	1:00.425
73	10.375	1:00.228
17	10.782	1:00.319
141	11.374	1:00.269
57	12.215	1:00.828
21	12.498	1:01.550
53	12.582	1:00.974
6	12.677	1:01.444
19	12.792	1:00.863
222	13.508	1:00.834
32	13.586	1:01.245
16	14.204	1:01.500
110	14.378	1:01.263
7	15.612	1:01.849
115	15.955	1:02.704
163	18.901	1:04.013

LAP 3 @ 13:42:04.335

NO	BEHIND	LAP TIME
26		56.272
99	1.197	56.915

25	4.487	57.841
12	5.895	57.771
52	6.061	57.639
711	8.471	58.798
9	11.153	59.671
98	11.341	59.503
2	11.617	59.625
8	12.205	59.813
60	14.434	1:00.572
86	14.601	1:00.634
73	14.781	1:00.678
17	14.944	1:00.434
141	15.359	1:00.257
57	15.922	59.979
53	16.512	1:00.202
6	17.086	1:00.681
222	17.846	1:00.610
19	18.261	1:01.741
110	18.564	1:00.458
32	19.482	1:02.168
16	19.936	1:02.004
115	20.343	1:00.660
7	21.662	1:02.322
163	26.279	1:03.650
21	27.055	1:10.829 P

LAP 4 @ 13:43:00.900

NO	BEHIND	LAP TIME
26		56.565
99	1.864	57.232
25	5.790	57.868
12	6.977	57.647
52	7.107	57.611
711	10.261	58.355
98	14.183	59.407
9	14.515	59.927
8	15.493	59.853
2	15.620	1:00.568
60	18.710	1:00.841
73	18.825	1:00.609
86	18.878	1:00.842
141	19.214	1:00.420
17	19.498	1:01.119
57	20.061	1:00.704
53	20.375	1:00.428
6	20.454	59.933
222	20.909	59.628
19	21.989	1:00.293
110	22.571	1:00.572
115	24.785	1:01.007
16	24.980	1:01.609
32	25.468	1:02.551
7	27.060	1:01.963
163	34.772	1:05.058

LAP 5 @ 13:43:57.318

NO	BEHIND	LAP TIME
26		56.418
99	2.595	57.149
25	6.992	57.620
52	8.411	57.722
12	8.669	58.110
711	12.826	58.983
98	16.790	59.025
9	17.353	59.256

8	19.059	59.984
2	19.637	1:00.435
60	22.408	1:00.116
73	22.498	1:00.091
86	22.727	1:00.267
141	23.351	1:00.555
17	23.594	1:00.514
57	24.071	1:00.428
222	24.351	59.860
53	24.640	1:00.683
19	26.363	1:00.792
110	27.376	1:01.223
32	29.484	1:00.434
115	29.855	1:01.488
16	30.209	1:01.647
7	33.836	1:03.194
163	44.166	1:05.812

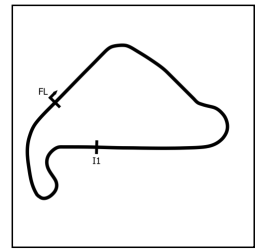
LAP 6 @ 13:44:54.493

NO	BEHIND	LAP TIME
26		57.175
99	2.659	57.239
25	7.310	57.493
52	9.550	58.314
12	9.609	58.115
711	14.583	58.932
98	18.498	58.883
9	19.437	59.259
8	21.626	59.742
2	23.088	1:00.626
60	25.510	1:00.277
86	25.715	1:00.163
73	26.280	1:00.957
141	26.932	1:00.756
17	27.042	1:00.623
57	28.111	1:01.215
222	28.186	1:01.010
53	28.454	1:00.989
19	29.580	1:00.392
110	31.583	1:01.382
32	32.561	1:00.252
115	33.200	1:00.520
16	33.504	1:00.470
7	39.867	1:03.206
163	52.302	1:05.311

BMCRC - MRO Championships 2022 - Rnd 2 @ Silverstone National

Reactive Parts MRO Powerbikes & Clubman 1000

RACE 4 - SECTOR ANALYSIS



SECTOR 1 = FL to I1, SECTOR 2 = I1 to FL, DIFF = Difference To Personal Best Lap, P = Crossed Finish Line in Pit Lane, D = Time Disallowed

P1 26		Josh WAINWRIGHT		Honda CBR1000 - JW MOT Centre			
IDEAL LAP TIME : 56.158		BEST LAP TIME : 56.158		DIFFERENCE : 0.000			
LAP	SECTOR 1	SECTOR 2	LAP TIME	MPH	DIFF	TIME OF DAY	
1 -		24.222	58.676	100.64	2.518	13:40:11.905	
2 -	32.542	23.616	56.158 (1)	105.16		13:41:08.063	
3 -	32.617	23.655	56.272 (2)	104.94	0.114	13:42:04.335	
4 -	32.567	23.998	56.565	104.40	0.407	13:43:00.900	
5 -	32.673	23.745	56.418 (3)	104.67	0.260	13:43:57.318	
6 -	32.797	24.378	57.175	103.29	1.017	13:44:54.493	

P2 99		Bob COLLINS		Honda FIREBLADE - FWR.co.uk			
IDEAL LAP TIME : 56.609		BEST LAP TIME : 56.609		DIFFERENCE : 0.000			
LAP	SECTOR 1	SECTOR 2	LAP TIME	MPH	DIFF	TIME OF DAY	
1 -		24.354	58.779	100.47	2.170	13:40:12.008	
2 -	32.675	23.934	56.609 (1)	104.32		13:41:08.617	
3 -	32.839	24.076	56.915 (2)	103.76	0.306	13:42:05.532	
4 -	32.693	24.539	57.232	103.18	0.623	13:43:02.764	
5 -	32.802	24.347	57.149 (3)	103.33	0.540	13:43:59.913	
6 -	32.907	24.332	57.239	103.17	0.630	13:44:57.152	

P3 25		Sam SMITH		Yamaha YZF1000 R1 - Exclusiv events			
IDEAL LAP TIME : 57.482		BEST LAP TIME : 57.493		DIFFERENCE : 0.011			
LAP	SECTOR 1	SECTOR 2	LAP TIME	MPH	DIFF	TIME OF DAY	
1 -		24.577	1:00.060	98.32	2.567	13:40:13.289	
2 -	33.205	24.487	57.692 (3)	102.36	0.199	13:41:10.981	
3 -	33.154	24.687	57.841	102.10	0.348	13:42:08.822	
4 -	33.294	24.574	57.868	102.05	0.375	13:43:06.690	
5 -	33.110	24.510	57.620 (2)	102.49	0.127	13:44:04.310	
6 -	32.995	24.498	57.493 (1)	102.71		13:45:01.803	

P4 52		Ben COTGROVE		Yamaha R1 - MFR			
IDEAL LAP TIME : 57.463		BEST LAP TIME : 57.611		DIFFERENCE : 0.148			
LAP	SECTOR 1	SECTOR 2	LAP TIME	MPH	DIFF	TIME OF DAY	
1 -		25.467	1:01.542	95.96	3.931	13:40:14.771	
2 -	33.355	24.631	57.986	101.84	0.375	13:41:12.757	
3 -	33.231	24.408	57.639 (2)	102.45	0.028	13:42:10.396	
4 -	33.136	24.475	57.611 (1)	102.50		13:43:08.007	
5 -	33.055	24.667	57.722 (3)	102.31	0.111	13:44:05.729	
6 -	33.156	25.158	58.314	101.27	0.703	13:45:04.043	

P5 12		Jonathan RAILTON		Kawasaki ZX-10RR -			
IDEAL LAP TIME : 57.647		BEST LAP TIME : 57.647		DIFFERENCE : 0.000			
LAP	SECTOR 1	SECTOR 2	LAP TIME	MPH	DIFF	TIME OF DAY	
1 -		25.174	1:01.033	96.76	3.386	13:40:14.262	
2 -	33.446	24.751	58.197	101.47	0.550	13:41:12.459	
3 -	33.205	24.566	57.771 (2)	102.22	0.124	13:42:10.230	
4 -	33.124	24.523	57.647 (1)	102.44		13:43:07.877	
5 -	33.202	24.908	58.110 (3)	101.62	0.463	13:44:05.987	
6 -	33.286	24.829	58.115	101.62	0.468	13:45:04.102	

P6 711		Ritchie THORNTON		Kawasaki ZX10R - Team 71			
IDEAL LAP TIME : 58.318		BEST LAP TIME : 58.355		DIFFERENCE : 0.037			
LAP	SECTOR 1	SECTOR 2	LAP TIME	MPH	DIFF	TIME OF DAY	
1 -		25.297	1:01.979	95.28	3.624	13:40:15.208	
2 -	33.623	25.177	58.800 (3)	100.43	0.445	13:41:14.008	
3 -	33.742	25.056	58.798 (2)	100.43	0.443	13:42:12.806	
4 -	33.262	25.093	58.355 (1)	101.20		13:43:11.161	
5 -	33.785	25.198	58.983	100.12	0.628	13:44:10.144	
6 -	33.821	25.111	58.932	100.21	0.577	13:45:09.076	

BMCRC - MRO Championships 2022 - Rnd 2 @ Silverstone National

Reactive Parts MRO Powerbikes & Clubman 1000

RACE 4 - SECTOR ANALYSIS



SECTOR 1 = FL to I1, SECTOR 2 = I1 to FL, DIFF = Difference To Personal Best Lap, P = Crossed Finish Line in Pit Lane, D = Time Disallowed

P7 98		Rick DICKINSON		Ducati PANIGALE V4 - MotorcycleRaceParts.co.uk		
IDEAL LAP TIME : 58.676		BEST LAP TIME : 58.883		DIFFERENCE : 0.207		
LAP	SECTOR 1	SECTOR 2	LAP TIME	MPH	DIFF	TIME OF DAY
1 -		25.473	1:03.201	93.44	4.318	13:40:16.430
2 -	34.413	25.330	59.743	98.85	0.860	13:41:16.173
3 -	34.188	25.315	59.503	99.24	0.620	13:42:15.676
4 -	34.350	25.057	59.407 (3)	99.41	0.524	13:43:15.083
5 -	33.619	25.406	59.025 (2)	100.05	0.142	13:44:14.108
6 -	33.711	25.172	58.883 (1)	100.29		13:45:12.991

P8 9		Luke DIXON		BMW S1000RR -		
IDEAL LAP TIME : 59.154		BEST LAP TIME : 59.256		DIFFERENCE : 0.102		
LAP	SECTOR 1	SECTOR 2	LAP TIME	MPH	DIFF	TIME OF DAY
1 -		25.855	1:02.615	94.31	3.359	13:40:15.844
2 -	34.466	25.507	59.973	98.47	0.717	13:41:15.817
3 -	34.105	25.566	59.671 (3)	98.97	0.415	13:42:15.488
4 -	34.402	25.525	59.927	98.54	0.671	13:43:15.415
5 -	34.005	25.251	59.256 (1)	99.66		13:44:14.671
6 -	34.110	25.149	59.259 (2)	99.65	0.003	13:45:13.930

P9 8		John BUTLER		Kawasaki ZX10RR - Butler-Hills Ltd		
IDEAL LAP TIME : 59.584		BEST LAP TIME : 59.742		DIFFERENCE : 0.158		
LAP	SECTOR 1	SECTOR 2	LAP TIME	MPH	DIFF	TIME OF DAY
1 -		25.909	1:03.016	93.71	3.274	13:40:16.245
2 -	34.691	25.791	1:00.482	97.64	0.740	13:41:16.727
3 -	33.891	25.922	59.813 (2)	98.73	0.071	13:42:16.540
4 -	33.846	26.007	59.853 (3)	98.66	0.111	13:43:16.393
5 -	34.128	25.856	59.984	98.45	0.242	13:44:16.377
6 -	34.004	25.738	59.742 (1)	98.85		13:45:16.119

P10 2		Peter BAKER		Kawasaki ZX10R - TJ & Peter Baker MC/Dodfrey Eng		
IDEAL LAP TIME : 59.625		BEST LAP TIME : 59.625		DIFFERENCE : 0.000		
LAP	SECTOR 1	SECTOR 2	LAP TIME	MPH	DIFF	TIME OF DAY
1 -		25.286	1:02.722	94.15	3.097	13:40:15.951
2 -	34.689	25.687	1:00.376 (2)	97.81	0.751	13:41:16.327
3 -	34.433	25.192	59.625 (1)	99.04		13:42:15.952
4 -	34.914	25.654	1:00.568	97.50	0.943	13:43:16.520
5 -	34.940	25.495	1:00.435 (3)	97.71	0.810	13:44:16.955
6 -	35.366	25.260	1:00.626	97.41	1.001	13:45:17.581

P11 60		Jack YOUNGE		Kawasaki ZX10R - Chase Timber products		
IDEAL LAP TIME : 1:00.021		BEST LAP TIME : 1:00.116		DIFFERENCE : 0.095		
LAP	SECTOR 1	SECTOR 2	LAP TIME	MPH	DIFF	TIME OF DAY
1 -		26.160	1:04.521	91.53	4.405	13:40:17.750
2 -	34.213	26.234	1:00.447 (3)	97.69	0.331	13:41:18.197
3 -	34.333	26.239	1:00.572	97.49	0.456	13:42:18.769
4 -	34.755	26.086	1:00.841	97.06	0.725	13:43:19.610
5 -	34.308	25.808	1:00.116 (1)	98.23		13:44:19.726
6 -	34.254	26.023	1:00.277 (2)	97.97	0.161	13:45:20.003

P12 86 C		Frederico LOPES		Yamaha R1 - FLR Procurement Ltd		
IDEAL LAP TIME : 1:00.142		BEST LAP TIME : 1:00.163		DIFFERENCE : 0.021		
LAP	SECTOR 1	SECTOR 2	LAP TIME	MPH	DIFF	TIME OF DAY
1 -			1:04.648	91.35	4.485	13:40:17.877
2 -			1:00.425 (3)	97.73	0.262	13:41:18.302
3 -	34.390	26.244	1:00.634	97.39	0.471	13:42:18.936
4 -			1:00.842	97.06	0.679	13:43:19.778
5 -			1:00.267 (2)	97.99	0.104	13:44:20.045
6 -	34.411	25.752	1:00.163 (1)	98.16		13:45:20.208

BMCRC - MRO Championships 2022 - Rnd 2 @ Silverstone National

Reactive Parts MRO Powerbikes & Clubman 1000

RACE 4 - SECTOR ANALYSIS



SECTOR 1 = FL to I1, SECTOR 2 = I1 to FL, DIFF = Difference To Personal Best Lap, P = Crossed Finish Line in Pit Lane, D = Time Disallowed

P13 73		James KELLY		Ducati 955 - Art of racing		
IDEAL LAP TIME : 59.906		BEST LAP TIME : 1:00.091		DIFFERENCE : 0.185		
LAP	SECTOR 1	SECTOR 2	LAP TIME	MPH	DIFF	TIME OF DAY
1 -		25.853	1:04.981	90.88	4.890	13:40:18.210
2 -	34.636	25.592	1:00.228 (2)	98.05	0.137	13:41:18.438
3 -	34.706	25.972	1:00.678	97.32	0.587	13:42:19.116
4 -	35.167	25.442	1:00.609 (3)	97.43	0.518	13:43:19.725
5 -	34.821	25.270	1:00.091 (1)	98.27		13:44:19.816
6 -	35.314	25.643	1:00.957	96.88	0.866	13:45:20.773

P14 141		Ramone HUNTE		Yamaha R1 - my wallet.com		
IDEAL LAP TIME : 59.974		BEST LAP TIME : 1:00.257		DIFFERENCE : 0.283		
LAP	SECTOR 1	SECTOR 2	LAP TIME	MPH	DIFF	TIME OF DAY
1 -		26.831	1:05.939	89.56	5.682	13:40:19.168
2 -	34.437	25.832	1:00.269 (2)	97.98	0.012	13:41:19.437
3 -	34.219	26.038	1:00.257 (1)	98.00		13:42:19.694
4 -	34.665	25.755	1:00.420 (3)	97.74	0.163	13:43:20.114
5 -	34.713	25.842	1:00.555	97.52	0.298	13:44:20.669
6 -	34.530	26.226	1:00.756	97.20	0.499	13:45:21.425

P15 17		Phil BAKER		BMW S1000RR - Paul & Justine Bushell		
IDEAL LAP TIME : 1:00.162		BEST LAP TIME : 1:00.319		DIFFERENCE : 0.157		
LAP	SECTOR 1	SECTOR 2	LAP TIME	MPH	DIFF	TIME OF DAY
1 -		26.567	1:05.297	90.44	4.978	13:40:18.526
2 -	34.651	25.668	1:00.319 (1)	97.90		13:41:18.845
3 -	34.570	25.864	1:00.434 (2)	97.72	0.115	13:42:19.279
4 -	35.151	25.968	1:01.119	96.62	0.800	13:43:20.398
5 -	34.922	25.592	1:00.514 (3)	97.59	0.195	13:44:20.912
6 -	34.854	25.769	1:00.623	97.41	0.304	13:45:21.535

P16 57 C		Scott FORBES-COWDRY		Kawasaki ZX10R -		
IDEAL LAP TIME : 59.979		BEST LAP TIME : 59.979		DIFFERENCE : 0.000		
LAP	SECTOR 1	SECTOR 2	LAP TIME	MPH	DIFF	TIME OF DAY
1 -		26.963	1:06.221	89.18	6.242	13:40:19.450
2 -	34.372	26.456	1:00.828	97.08	0.849	13:41:20.278
3 -	34.187	25.792	59.979 (1)	98.46		13:42:20.257
4 -	34.479	26.225	1:00.704 (3)	97.28	0.725	13:43:20.961
5 -	34.495	25.933	1:00.428 (2)	97.73	0.449	13:44:21.389
6 -	34.302	26.913	1:01.215	96.47	1.236	13:45:22.604

P17 222 C		Phil ROOKE		Kawasaki ZX10R - GW HIGHWAYS & CLEARWAY TRAFFIC SI		
IDEAL LAP TIME : 59.476		BEST LAP TIME : 59.628		DIFFERENCE : 0.152		
LAP	SECTOR 1	SECTOR 2	LAP TIME	MPH	DIFF	TIME OF DAY
1 -		26.939	1:07.508	87.48	7.880	13:40:20.737
2 -	34.780	26.054	1:00.834	97.07	1.206	13:41:21.571
3 -	34.848	25.762	1:00.610 (3)	97.43	0.982	13:42:22.181
4 -	34.246	25.382	59.628 (1)	99.04		13:43:21.809
5 -	34.094	25.766	59.860 (2)	98.65	0.232	13:44:21.669
6 -	34.414	26.596	1:01.010	96.79	1.382	13:45:22.679

P18 53 C		Seamus McGLYNN		Yamaha R1 -		
IDEAL LAP TIME : 59.893		BEST LAP TIME : 1:00.202		DIFFERENCE : 0.309		
LAP	SECTOR 1	SECTOR 2	LAP TIME	MPH	DIFF	TIME OF DAY
1 -		26.752	1:06.442	88.88	6.240	13:40:19.671
2 -	35.013	25.961	1:00.974	96.85	0.772	13:41:20.645
3 -	34.378	25.824	1:00.202 (1)	98.09		13:42:20.847
4 -	34.330	26.098	1:00.428 (2)	97.73	0.226	13:43:21.275
5 -	35.113	25.570	1:00.683 (3)	97.31	0.481	13:44:21.958
6 -	34.323	26.666	1:00.989	96.83	0.787	13:45:22.947

BMCRC - MRO Championships 2022 - Rnd 2 @ Silverstone National

Reactive Parts MRO Powerbikes & Clubman 1000

RACE 4 - SECTOR ANALYSIS



SECTOR 1 = FL to I1, SECTOR 2 = I1 to FL, DIFF = Difference To Personal Best Lap, P = Crossed Finish Line in Pit Lane, D = Time Disallowed

P19 19		Simon BASTABLE		Ducati V2 - WSCperformance.co.uk		
IDEAL LAP TIME : 1:00.293		BEST LAP TIME : 1:00.293		DIFFERENCE : 0.000		
LAP	SECTOR 1	SECTOR 2	LAP TIME	MPH	DIFF	TIME OF DAY
1 -		26.437	1:06.763	88.45	6.470	13:40:19.992
2 -	35.044	25.819	1:00.863	97.03	0.570	13:41:20.855
3 -	35.800	25.941	1:01.741	95.65	1.448	13:42:22.596
4 -	34.987	25.306	1:00.293 (1)	97.94		13:43:22.889
5 -	35.239	25.553	1:00.792 (3)	97.14	0.499	13:44:23.681
6 -	35.041	25.351	1:00.392 (2)	97.78	0.099	13:45:24.073

P20 110 C		Michael CLARKE		Yamaha R1 - BIKEBASE - MX5 PARTS WAREHOUSE		
IDEAL LAP TIME : 1:00.356		BEST LAP TIME : 1:00.458		DIFFERENCE : 0.102		
LAP	SECTOR 1	SECTOR 2	LAP TIME	MPH	DIFF	TIME OF DAY
1 -		27.696	1:07.949	86.91	7.491	13:40:21.178
2 -	35.061	26.202	1:01.263	96.39	0.805	13:41:22.441
3 -	34.607	25.851	1:00.458 (1)	97.68		13:42:22.899
4 -	34.823	25.749	1:00.572 (2)	97.49	0.114	13:43:23.471
5 -	35.108	26.115	1:01.223 (3)	96.46	0.765	13:44:24.694
6 -	35.262	26.120	1:01.382	96.21	0.924	13:45:26.076

P21 32		Martin MORRIS		BMW S1000RR - Morris Racing, Obsession Engineering		
IDEAL LAP TIME : 1:00.252		BEST LAP TIME : 1:00.252		DIFFERENCE : 0.000		
LAP	SECTOR 1	SECTOR 2	LAP TIME	MPH	DIFF	TIME OF DAY
1 -		27.170	1:07.175	87.91	6.923	13:40:20.404
2 -	34.955	26.290	1:01.245 (3)	96.42	0.993	13:41:21.649
3 -	35.175	26.993	1:02.168	94.99	1.916	13:42:23.817
4 -	36.205	26.346	1:02.551	94.41	2.299	13:43:26.368
5 -	34.383	26.051	1:00.434 (2)	97.72	0.182	13:44:26.802
6 -	34.325	25.927	1:00.252 (1)	98.01		13:45:27.054

P22 115		Stacey KILLWORTH		Suzuki GSXR 1000 - Greenplant/Everns		
IDEAL LAP TIME : 1:00.489		BEST LAP TIME : 1:00.520		DIFFERENCE : 0.031		
LAP	SECTOR 1	SECTOR 2	LAP TIME	MPH	DIFF	TIME OF DAY
1 -		26.788	1:08.085	86.73	7.565	13:40:21.314
2 -	36.005	26.699	1:02.704	94.18	2.184	13:41:24.018
3 -	34.937	25.723	1:00.660 (2)	97.35	0.140	13:42:24.678
4 -	35.027	25.980	1:01.007 (3)	96.80	0.487	13:43:25.685
5 -	34.891	26.597	1:01.488	96.04	0.968	13:44:27.173
6 -	34.766	25.754	1:00.520 (1)	97.58		13:45:27.693

P23 16		James BUCHANAN		Kawasaki ZX10RR - Bluemotion racing		
IDEAL LAP TIME : 1:00.470		BEST LAP TIME : 1:00.470		DIFFERENCE : 0.000		
LAP	SECTOR 1	SECTOR 2	LAP TIME	MPH	DIFF	TIME OF DAY
1 -		27.313	1:07.538	87.44	7.068	13:40:20.767
2 -	35.460	26.040	1:01.500 (2)	96.02	1.030	13:41:22.267
3 -	35.225	26.779	1:02.004	95.24	1.534	13:42:24.271
4 -	35.664	25.945	1:01.609 (3)	95.85	1.139	13:43:25.880
5 -	34.948	26.699	1:01.647	95.79	1.177	13:44:27.527
6 -	34.812	25.658	1:00.470 (1)	97.66		13:45:27.997

P24 7 C		Seb JENKINS		Suzuki GSX-R 1000 - Mupo Race Suspension - Enpro - DDA gr		
IDEAL LAP TIME : 1:01.846		BEST LAP TIME : 1:01.849		DIFFERENCE : 0.003		
LAP	SECTOR 1	SECTOR 2	LAP TIME	MPH	DIFF	TIME OF DAY
1 -		27.387	1:08.597	86.09	6.748	13:40:21.826
2 -	35.407	26.442	1:01.849 (1)	95.48		13:41:23.675
3 -	35.620	26.702	1:02.322 (3)	94.76	0.473	13:42:25.997
4 -	35.404	26.559	1:01.963 (2)	95.30	0.114	13:43:27.960
5 -	35.739	27.455	1:03.194	93.45	1.345	13:44:31.154
6 -	35.951	27.255	1:03.206	93.43	1.357	13:45:34.360

BMCRC - MRO Championships 2022 - Rnd 2 @ Silverstone National

Reactive Parts MRO Powerbikes & Clubman 1000

RACE 4 - SECTOR ANALYSIS



SECTOR 1 = FL to I1, SECTOR 2 = I1 to FL, DIFF = Difference To Personal Best Lap, P = Crossed Finish Line in Pit Lane, D = Time Disallowed

P25		163		Steve SMULOVIC		Suzuki GSXR1000 - SFC Racing	
IDEAL LAP TIME : 1:03.650		BEST LAP TIME : 1:03.650		DIFFERENCE : 0.000			
LAP	SECTOR 1	SECTOR 2	LAP TIME	MPH	DIFF	TIME OF DAY	
1 -		27.678	1:09.722	84.70	6.072	13:40:22.951	
2 -	36.584	27.429	1:04.013 (2)	92.25	0.363	13:41:26.964	
3 -	36.566	27.084	1:03.650 (1)	92.78		13:42:30.614	
4 -	37.144	27.914	1:05.058 (3)	90.77	1.408	13:43:35.672	
5 -	36.813	28.999	1:05.812	89.73	2.162	13:44:41.484	
6 -	37.400	27.911	1:05.311	90.42	1.661	13:45:46.795	

P26		6		Peter HASLER		Ducati 959 PANIGALE - Art of racing	
IDEAL LAP TIME : 59.933		BEST LAP TIME : 59.933		DIFFERENCE : 0.000			
LAP	SECTOR 1	SECTOR 2	LAP TIME	MPH	DIFF	TIME OF DAY	
1 -		26.736	1:06.067	89.38	6.134	13:40:19.296	
2 -	35.503	25.941	1:01.444 (3)	96.11	1.511	13:41:20.740	
3 -	35.296	25.385	1:00.681 (2)	97.32	0.748	13:42:21.421	
4 -	34.841	25.092	59.933 (1)	98.53		13:43:21.354	

P27		21		Jack CROUCHER		BMW S1000RR - Trendy lofts	
IDEAL LAP TIME : 1:01.330		BEST LAP TIME : 1:01.550		DIFFERENCE : 0.220			
LAP	SECTOR 1	SECTOR 2	LAP TIME	MPH	DIFF	TIME OF DAY	
1 -		26.708	1:05.782	89.77	4.232	13:40:19.011	
2 -	34.622	26.928	1:01.550 (1)	95.94		13:41:20.561	
3 -	36.043	IN PIT	1:10.829 P	83.37	9.279	13:42:31.390	

BMCRC - MRO Championships 2022 - Rnd 2 @ Silverstone National

Reactive Parts MRO Powerbikes & Clubman 1000

RACE 4 - BEST SECTORS

SECTOR 1			SECTOR 2			IDEAL / BEST COMPARISON						
POS	NO	NAME	TIME	NO	NAME	TIME	POS	NO	NAME	IDEAL	BEST	DIFF
									PERFECT LAP	56.158		
1	26	WAINWRIGHT	32.542	26	WAINWRIGHT	23.616	1	26	WAINWRIGHT	56.158	56.158	0.000
2	99	COLLINS	32.675	99	COLLINS	23.934	2	99	COLLINS	56.609	56.609	0.000
3	25	SMITH	32.995	52	COTGROVE	24.408	3	52	COTGROVE	57.463	57.611	0.148
4	52	COTGROVE	33.055	25	SMITH	24.487	4	25	SMITH	57.482	57.493	0.011
5	12	RAILTON	33.124	12	RAILTON	24.523	5	12	RAILTON	57.647	57.647	0.000
6	711	THORNTON	33.262	711	THORNTON	25.056	6	711	THORNTON	58.318	58.355	0.037
7	98	DICKINSON	33.619	98	DICKINSON	25.057	7	98	DICKINSON	58.676	58.883	0.207
8	8	BUTLER	33.846	6	HASLER	25.092	8	9	DIXON	59.154	59.256	0.102
9	9	DIXON	34.005	9	DIXON	25.149	9	222	ROOKE	59.476	59.628	0.152
10	222	ROOKE	34.094	2	BAKER	25.192	10	8	BUTLER	59.584	59.742	0.158
11	57	FORBES-COWDRY	34.187	73	KELLY	25.270	11	2	BAKER	59.625	59.625	0.000
12	60	YOUNGE	34.213	19	BASTABLE	25.306	12	53	McGLYNN	59.893	1:00.202	0.309
13	141	HUNTE	34.219	222	ROOKE	25.382	13	73	KELLY	59.906	1:00.091	0.185
14	53	McGLYNN	34.323	53	McGLYNN	25.570	14	6	HASLER	59.933	59.933	0.000
15	32	MORRIS	34.325	17	BAKER	25.592	15	141	HUNTE	59.974	1:00.257	0.283
16	86	LOPES	34.390	16	BUCHANAN	25.658	16	57	FORBES-COWDRY	59.979	59.979	0.000
17	2	BAKER	34.433	115	KILLWORTH	25.723	17	60	YOUNGE	1:00.021	1:00.116	0.095
18	17	BAKER	34.570	8	BUTLER	25.738	18	86	LOPES	1:00.142	1:00.163	0.021
19	110	CLARKE	34.607	110	CLARKE	25.749	19	17	BAKER	1:00.162	1:00.319	0.157
20	21	CROUCHER	34.622	86	LOPES	25.752	20	32	MORRIS	1:00.252	1:00.252	0.000
21	73	KELLY	34.636	141	HUNTE	25.755	21	19	BASTABLE	1:00.293	1:00.293	0.000
22	115	KILLWORTH	34.766	57	FORBES-COWDRY	25.792	22	110	CLARKE	1:00.356	1:00.458	0.102
23	16	BUCHANAN	34.812	60	YOUNGE	25.808	23	16	BUCHANAN	1:00.470	1:00.470	0.000
24	6	HASLER	34.841	32	MORRIS	25.927	24	115	KILLWORTH	1:00.489	1:00.520	0.031
25	19	BASTABLE	34.987	7	JENKINS	26.442	25	21	CROUCHER	1:01.330	1:01.550	0.220
26	7	JENKINS	35.404	21	CROUCHER	26.708	26	7	JENKINS	1:01.846	1:01.849	0.003
27	163	SMULOVIC	36.566	163	SMULOVIC	27.084	27	163	SMULOVIC	1:03.650	1:03.650	0.000

BMCRC - MRO Championships 2022 - Rnd 2 @ Silverstone National

Reactive Parts MRO Powerbikes & Clubman 1000

RACE 4 - STATISTICS

Competitors Started 27
Planned Start 2022-04-02 @ 12:46:00.000
Actual Start 2022-04-02 @ 13:39:13.228
Finish Time 2022-04-02 @ 13:44:54.492
Track Length 1.6404mi.
Total Laps 157
Total Distance Covered 257.5527mi.

Session Fastest Lap History

NO	CL	NAME	LAP TIME	TIME OF DAY	LAP	VEHICLE
26		Josh WAINWRIGHT	56.158	13:41:08.076	2	Honda CBR1000

Session Leader History

NO	CL	NAME	FROM LAP	LAPS LED	DISTANCE	VEHICLE
26		Josh WAINWRIGHT	1	6	9.84 miles	Honda CBR1000

Flag History

TYPE	TIME OF DAY
GREEN	13:39:13.228
FINISH	13:44:54.492

Flag Statistics

TYPE	COUNT	TOTAL LAPS	TOTAL TIME
Green	1	6	6:46.606
Red	0	0	0.000
Safety Car	0	0	0.000
FCY	0	0	0.000

BMCRC - MRO Championships 2022 - Rnd 2 @ Silverstone National

Reactive Parts MRO Powerbikes & Clubman 1000

RACE 4 - STATISTICS

CLASS :

21 Starters

Fastest Lap History

NO	NAME	LAP TIME	TIME OF DAY	LAP	VEHICLE
26	Josh WAINWRIGHT	56.158	13:41:08.076	2	Honda CBR1000

Leader History

NO	NAME	FROM LAP	LAPS LED	DISTANCE	VEHICLE
26	Josh WAINWRIGHT	1	6	9.84 miles	Honda CBR1000

BMCRC - MRO Championships 2022 - Rnd 2 @ Silverstone National

Reactive Parts MRO Powerbikes & Clubman 1000

RACE 4 - STATISTICS

CLASS : C

6 Starters

Fastest Lap History

NO	NAME	LAP TIME	TIME OF DAY	LAP	VEHICLE
86	Frederico LOPES	1:00.425	13:41:18.292	2	Yamaha R1
57	Scott FORBES-COWDRY	59.979	13:42:20.262	3	Kawasaki ZX10R
222	Phil ROOKE	59.628	13:43:21.814	4	Kawasaki ZX10R

Leader History

NO	NAME	FROM LAP	LAPS LED	DISTANCE	VEHICLE
86	Frederico LOPES	1	6	9.84 miles	Yamaha R1

BMCRC - MRO Championships 2022 - Rnd 2 @ Silverstone National



Reactive Parts MRO Powerbikes & Clubman 1000

RACE 4 - GRID (14 Laps)

ROW 10	30 333 Andrew HOUGHTON	29 54 Steve HENEGHAN	28 48 Nicky WILSON
ROW 9	27 171 Phillip CROWE	26 163 Steve SMULOVIC	25 7 Seb JENKINS
ROW 8	24 21 Jack CROUCHER	23 115 Stacey KILLWORTH	22 16 James BUCHANAN
ROW 7	21 110 Michael CLARKE	20 19 Simon BASTABLE	19 141 Ramone HUNTE
ROW 6	18 32 Martin MORRIS	17 53 Seamus McGLYNN	16 86 Frederico LOPES
ROW 5	15 60 Jack YOUNGE	14 73 James KELLY	13 57 Scott FORBES-COWDRY
ROW 4	12 6 Peter HASLER	11 8 John BUTLER	10 222 Phil ROOKE
ROW 3	9 2 Peter BAKER	8 9 Luke DIXON	7 98 Rick DICKINSON
ROW 2	6 711 Ritchie THORNTON	5 12 Jonathan RAILTON	4 52 Ben COTGROVE
ROW 1	3 25 Sam SMITH	2 99 Bob COLLINS	1 26 Josh WAINWRIGHT
	Pole		

Silverstone National: 1.6404 miles

These results are provisional until the conclusion of any judicial and technical matters.

Clerk Of Course :	Stewards :	Timekeeper : Craig Smith
-------------------	------------	--------------------------

Results can be found at www.tsl-timing.com

Printed - 13:49 Saturday, 02 April 2022



BMCRC - MRO Championships 2022 - Rnd 2 @ Silverstone National

Reactive Parts MRO Powerbikes & Clubman 1000



RACE 4 - CLASSIFICATION

POS	NO	CL	PIC NAME	ENTRY	LAPS	TIME	GAP	DIFF	MPH	BEST	ON
1	26		1 Josh WAINWRIGHT	Honda CBR1000 - JW MOT Centre	12	11:31.102			102.54	56.631	7
2	99		2 Bob COLLINS	Honda FIREBLADE - FWR.co.uk	12	11:31.175	0.073	0.073	102.53	56.509	6
3	25		3 Sam SMITH	Yamaha YZF1000 R1 - Exclusiv events	12	11:34.840	3.738	3.665	101.99	57.069	12
4	9		4 Luke DIXON	BMW S1000RR -	12	11:41.521	10.419	6.681	101.02	57.364	6
5	711		5 Ritchie THORNTON	Kawasaki ZX10R - Team 71	12	11:43.272	12.170	1.751	100.76	57.711	6
6	52		6 Ben COTGROVE	Yamaha R1 - MFR	12	11:43.456	12.354	0.184	100.74	57.810	5
7	12		7 Jonathan RAILTON	Kawasaki ZX-10RR -	12	11:43.616	12.514	0.160	100.71	57.660	9
8	98		8 Rick DICKINSON	Ducati PANIGALE V4 - MotorcycleRaceParts.co.uk	12	11:46.373	15.271	2.757	100.32	58.172	11
9	48		9 Nicky WILSON	Suzuki GSXR 1000 - Demon GP/Haslemere Motorcy	12	11:53.165	22.063	6.792	99.37	58.005	6
10	8		10 John BUTLER	Kawasaki ZX10RR - Butler-Hills Ltd	12	11:56.187	25.085	3.022	98.95	58.490	4
11	53	C	1 Seamus McGLYNN	Yamaha R1 -	12	12:00.925	29.823	4.738	98.30	59.302	5
12	2		11 Peter BAKER	Kawasaki ZX10R - TJ & Peter Baker MC/Dodfrey En	12	12:02.415	31.313	1.490	98.09	58.719	2
13	21		12 Jack CROUCHER	BMW S1000RR - Trendy lofts	12	12:05.364	34.262	2.949	97.69	59.172	12
14	73		13 James KELLY	Ducati 955 - Art of racing	12	12:05.894	34.792	0.530	97.62	59.021	3
15	86	C	2 Frederico LOPES	Yamaha R1 - FLR Procurement Ltd	12	12:06.942	35.840	1.048	97.48	59.129	4
16	110	C	3 Michael CLARKE	Yamaha R1 - BIKEBASE - MX5 PARTS WAREHOU:	12	12:08.053	36.951	1.111	97.33	59.878	3
17	6		14 Peter HASLER	Ducati 959 PANIGALE - Art of racing	12	12:08.240	37.138	0.187	97.31	59.863	3
18	32		15 Martin MORRIS	BMW S1000RR - Morris Racing, Obsession Enginee	12	12:08.763	37.661	0.523	97.24	59.344	12
19	141		16 Ramone HUNTE	Yamaha R1 - my wallet.com	12	12:11.205	40.103	2.442	96.91	59.456	12
20	57	C	4 Scott FORBES-COWDRY	Kawasaki ZX10R -	12	12:12.780	41.678	1.575	96.71	59.557	9
21	60		17 Jack YOUNGE	Kawasaki ZX10R - Chase Timber products	12	12:12.799	41.697	0.019	96.70	59.873	4
22	115		18 Stacey KILLWORTH	Suzuki GSXR 1000 - Greenplant/Everns	12	12:13.625	42.523	0.826	96.59	59.942	9
23	19		19 Simon BASTABLE	Ducati V2 - WSCperformance.co.uk	12	12:27.786	56.684	14.161	94.77	1:00.608	12
24	7	C	5 Seb JENKINS	Suzuki GSX-R 1000 - Mupo Race Suspension - Enpr	12	12:29.730	58.628	1.944	94.52	1:01.481	3
25	222	C	6 Phil ROOKE	Kawasaki ZX10R - GW HIGHWAYS & CLEARWAY	12	12:33.029	1:01.927	3.299	94.11	1:00.243	3
26	163		20 Steve SMULOVIC	Suzuki GSXR1000 - SFC Racing	11	12:00.129	1 Lap	1 Lap	90.20	1:03.780	11
NOT CLASSIFIED											
DNF	16		James BUCHANAN	Kawasaki ZX10RR - Bluemotion racing	12	12:27.719	56.617	0.000	94.77	59.684	5
FASTEST LAP											
	99		Bob COLLINS	Honda FIREBLADE - FWR.co.uk	6	56.509			104.50 mph	168.19 kph	
	86	C	Frederico LOPES	Yamaha R1 - FLR Procurement Ltd	4	59.129			99.87 mph	160.73 kph	

Class - 92.5% of Race Speed = 94.84 mph
 Class C - 92.5% of Race Speed = 90.92 mph

Weather / Track : Cloudy / Dry

These results are provisional until the conclusion of any judicial and technical matters.

Race Distance: 12 Laps / 19.68 miles

Silverstone National: 1.6404 miles

Date: 03/04/2022 Start: 10:59 Finish: 11:11

Clerk Of Course :	Stewards :	Timekeeper : Craig Smith
-------------------	------------	--------------------------

Results can be found at www.tsl-timing.com

Printed - 11:13 Sunday, 03 April 2022



BMCRC - MRO Championships 2022 - Rnd 2 @ Silverstone National

Reactive Parts MRO Powerbikes & Clubman 1000

RACE 4 - LAP CHART

LAP 1 @ 11:00:48.716

NO	BEHIND	LAP TIME
26		1:00.500
99	0.083	1:00.583
52	0.405	1:00.905
25	0.504	1:01.004
711	1.141	1:01.641
98	1.975	1:02.475
2	2.128	1:02.628
9	2.360	1:02.860
12	2.528	1:03.028
8	2.811	1:03.311
6	3.012	1:03.512
53	3.232	1:03.732
110	3.503	1:04.003
73	3.850	1:04.350
60	4.719	1:05.219
222	4.799	1:05.299
86	5.111	1:05.611
141	5.206	1:05.706
57	5.841	1:06.341
32	6.316	1:06.816
48	6.410	1:06.910
19	6.748	1:07.248
115	6.891	1:07.391
21	7.084	1:07.584
7	7.424	1:07.924
16	7.456	1:07.956
163	9.732	1:10.232

LAP 2 @ 11:01:46.932

NO	BEHIND	LAP TIME
26		58.216
99	0.120	58.253
25	0.403	58.115
52	0.735	58.546
711	1.392	58.467
98	2.336	58.577
2	2.631	58.719
9	2.907	58.763
12	3.731	59.419
8	4.212	59.617
53	4.711	59.695
110	5.243	59.956
6	5.498	1:00.702
73	6.979	1:01.345
222	7.100	1:00.517
86	7.297	1:00.402
141	7.628	1:00.638
48	8.125	59.931
60	8.518	1:02.015
32	10.001	1:01.901
21	10.054	1:01.186
57	10.237	1:02.612
115	10.490	1:01.815
16	10.911	1:01.671
19	11.034	1:02.502
7	11.440	1:02.232
163	16.278	1:04.762

LAP 3 @ 11:02:44.839

NO	BEHIND	LAP TIME
99		57.787
26	0.077	57.984

25	0.546	58.050
52	0.822	57.994
711	1.613	58.128
9	3.231	58.231
98	3.239	58.810
2	3.924	59.200
12	4.127	58.303
8	5.239	58.934
53	6.503	59.699
110	7.214	59.878
6	7.454	59.863
73	8.093	59.021
222	9.436	1:00.243
48	9.639	59.421
86	10.232	1:00.842
141	10.677	1:00.956
60	11.262	1:00.651
21	11.686	59.539
32	12.683	1:00.589
57	12.815	1:00.485
115	13.266	1:00.683
16	13.685	1:00.681
7	15.014	1:01.481
19	15.475	1:02.348
163	23.260	1:04.889

LAP 4 @ 11:03:41.958

NO	BEHIND	LAP TIME
26		57.042
99	0.250	57.369
25	1.256	57.829
52	1.743	58.040
711	2.633	58.139
9	3.902	57.790
98	4.859	58.739
12	5.384	58.376
2	6.034	59.229
8	6.610	58.490
53	8.967	59.583
110	10.725	1:00.630
6	10.815	1:00.480
73	10.977	1:00.003
48	11.157	58.637
86	12.242	59.129
222	13.227	1:00.910
60	14.016	59.873
141	14.190	1:00.632
21	14.313	59.746
32	15.508	59.944
57	16.105	1:00.409
115	16.457	1:00.310
16	16.936	1:00.370
7	19.696	1:01.801
19	19.811	1:01.455
163	31.306	1:05.165

LAP 5 @ 11:04:38.597

NO	BEHIND	LAP TIME
26		56.639
99	0.301	56.690
25	1.950	57.333
52	2.914	57.810
711	3.960	57.966
9	4.701	57.438
98	6.640	58.420

12	6.733	57.988
8	8.816	58.845
2	8.958	59.563
53	11.630	59.302
48	12.921	58.403
73	14.537	1:00.199
110	15.265	1:01.179
6	15.374	1:01.198
86	15.437	59.834
21	17.240	59.566
222	17.732	1:01.144
60	18.157	1:00.780
141	18.368	1:00.817
32	18.783	59.914
57	19.711	1:00.245
16	19.981	59.684
115	20.380	1:00.562
7	25.386	1:02.329
19	25.506	1:02.334
163	40.264	1:05.597

LAP 6 @ 11:05:35.276

NO	BEHIND	LAP TIME
26		56.679
99	0.131	56.509
25	2.664	57.393
52	4.190	57.955
711	4.992	57.711
9	5.386	57.364
12	8.212	58.158
98	8.929	58.968
8	11.462	59.325
2	11.697	59.418
48	14.247	58.005
53	15.002	1:00.051
73	17.576	59.718
110	18.640	1:00.054
86	18.707	59.949
6	18.899	1:00.204
21	20.654	1:00.093
222	21.780	1:00.727
60	22.518	1:01.040
32	22.628	1:00.524
141	23.160	1:01.471
16	23.370	1:00.068
57	23.566	1:00.534
115	23.924	1:00.223
7	31.072	1:02.365
19	31.218	1:02.391
163	48.896	1:05.311

LAP 7 @ 11:06:31.907

NO	BEHIND	LAP TIME
26		56.631
99	0.116	56.616
25	3.559	57.526
52	6.164	58.605
711	6.562	58.201
9	6.652	57.897
12	9.386	57.805
98	10.852	58.554
8	14.289	59.458
2	14.920	59.854
48	15.743	58.127
53	17.742	59.371

73	21.096	1:00.151
86	22.153	1:00.077
110	22.487	1:00.478
6	22.712	1:00.444
21	23.737	59.714
60	26.204	1:00.317
32	26.355	1:00.358
222	26.901	1:01.752
141	27.101	1:00.572
57	27.580	1:00.645
16	28.239	1:01.500
115	28.409	1:01.116
7	36.551	1:02.110
19	36.719	1:02.132

LAP 8 @ 11:07:29.624

NO	BEHIND	LAP TIME
99		57.601
26	0.075	57.792
163	1 Lap	1:06.229
25	3.805	57.963
9	6.888	57.953
52	7.320	58.873
711	7.419	58.574
12	9.727	58.058
98	11.559	58.424
8	16.361	59.789
48	16.555	58.529
2	18.076	1:00.873
53	19.853	59.828
73	23.260	59.881
86	24.761	1:00.325
110	25.269	1:00.499
6	25.327	1:00.332
21	25.796	59.776
60	28.962	1:00.475
32	29.128	1:00.490
141	30.207	1:00.823
57	30.706	1:00.843
16	31.202	1:00.680
115	31.700	1:01.008
222	32.398	1:03.214
7	40.415	1:01.581
19	40.532	1:01.530

LAP 9 @ 11:08:27.131

NO	BEHIND	LAP TIME
99		57.507
26	0.115	57.547
25	4.030	57.732
9	7.019	57.638
163	1 Lap	1:04.773
52	8.724	58.911
711	8.791	58.879
12	9.880	57.660
98	12.428	58.376
48	18.071	59.023
8	18.966	1:00.112
2	20.945	1:00.376
53	22.096	59.750
73	25.387	59.634
86	26.937	59.683
21	27.861	59.572
110	28.493	1:00.731
6	28.628	1:00.808

LAP 10 @ 11:09:24.478

NO	BEHIND	LAP TIME
99		57.347
26	0.100	57.332
25	4.124	57.441
9	7.295	57.623
52	10.364	58.987
711	10.478	59.034
12	10.947	58.414
98	13.333	58.252
163	1 Lap	1:04.887
48	19.430	58.706
8	20.390	58.771
2	24.281	1:00.683
53	25.069	1:00.320
73	27.517	59.477
86	29.834	1:00.244
21	30.230	59.716
110	31.145	59.999
6	31.364	1:00.083
32	33.519	59.381
60	34.774	1:00.324
141	34.964	59.709
57	35.095	59.686
16	36.230	59.720
115	36.976	1:00.188
222	47.178	1:04.922
7	49.304	1:01.915
19	49.416	1:01.862

LAP 11 @ 11:10:22.128

NO	BEHIND	LAP TIME
99		57.650
26	0.105	57.655
25	3.859	57.385
9	8.378	58.733
711	11.107	58.279
52	11.390	58.676
12	11.657	58.360
98	13.855	58.172
48	20.275	58.495
8	22.393	59.653
163	1 Lap	1:04.504
53	27.162	59.743
2	27.546	1:00.915
73	31.798	1:01.931
21	32.280	59.700
86	32.660	1:00.476
110	33.781	1:00.286
6	34.462	1:00.748
32	35.507	59.638
141	37.837	1:00.523
60	37.993	1:00.869
57	38.152	1:00.707
16	38.622	1:00.042

BMCRC - MRO Championships 2022 - Rnd 2 @ Silverstone National

Reactive Parts MRO Powerbikes & Clubman 1000

RACE 4 - LAP CHART

115	39.419	1:00.093
19	53.266	1:01.500
7	54.222	1:02.568
222	54.333	1:04.805

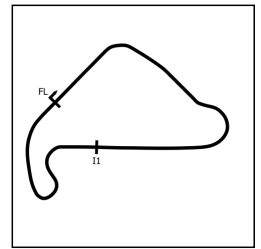
NO	BEHIND	LAP TIME
LAP 12	@ 11:11:19.318	

NO	BEHIND	LAP TIME
26		57.085
99	0.073	57.263
25	3.738	57.069
9	10.419	59.231
711	12.170	58.253
52	12.354	58.154
12	12.514	58.047
98	15.271	58.606
48	22.063	58.978
8	25.085	59.882
163	1 Lap	1:03.780
53	29.823	59.851
2	31.313	1:00.957
21	34.262	59.172
73	34.792	1:00.184
86	35.840	1:00.370
110	36.951	1:00.360
6	37.138	59.866
32	37.661	59.344
141	40.103	59.456
57	41.678	1:00.716
60	41.697	1:00.894
115	42.523	1:00.294
16	56.617	1:15.185 P
19	56.684	1:00.608
7	58.628	1:01.596
222	1:01.927	1:04.784

BMCRC - MRO Championships 2022 - Rnd 2 @ Silverstone National

Reactive Parts MRO Powerbikes & Clubman 1000

RACE 4 - SECTOR ANALYSIS



SECTOR 1 = FL to I1, SECTOR 2 = I1 to FL, DIFF = Difference To Personal Best Lap, P = Crossed Finish Line in Pit Lane, D = Time Disallowed

P1 26		Josh WAINWRIGHT		Honda CBR1000 - JW MOT Centre		
IDEAL LAP TIME : 56.592		BEST LAP TIME : 56.631		DIFFERENCE : 0.039		
LAP	SECTOR 1	SECTOR 2	LAP TIME	MPH	DIFF	TIME OF DAY
1 -		25.101	1:00.500	97.61	3.869	11:00:48.716
2 -	33.431	24.785	58.216	101.44	1.585	11:01:46.932
3 -	33.348	24.636	57.984	101.84	1.353	11:02:44.916
4 -	32.951	24.091	57.042	103.53	0.411	11:03:41.958
5 -	32.702	23.937	56.639 (2)	104.26	0.008	11:04:38.597
6 -	32.691	23.988	56.679 (3)	104.19	0.048	11:05:35.276
7 -	32.719	23.912	56.631 (1)	104.28		11:06:31.907
8 -	33.242	24.550	57.792	102.18	1.161	11:07:29.699
9 -	33.213	24.334	57.547	102.62	0.916	11:08:27.246
10 -	32.948	24.384	57.332	103.00	0.701	11:09:24.578
11 -	32.931	24.724	57.655	102.43	1.024	11:10:22.233
12 -	32.680	24.405	57.085	103.45	0.454	11:11:19.318

P2 99		Bob COLLINS		Honda FIREBLADE - FWR.co.uk		
IDEAL LAP TIME : 56.411		BEST LAP TIME : 56.509		DIFFERENCE : 0.098		
LAP	SECTOR 1	SECTOR 2	LAP TIME	MPH	DIFF	TIME OF DAY
1 -		25.209	1:00.583	97.48	4.074	11:00:48.799
2 -	33.353	24.900	58.253	101.37	1.744	11:01:47.052
3 -	32.932	24.855	57.787	102.19	1.278	11:02:44.839
4 -	33.037	24.332	57.369	102.94	0.860	11:03:42.208
5 -	32.703	23.987	56.690 (3)	104.17	0.181	11:04:38.898
6 -	32.588	23.921	56.509 (1)	104.50		11:05:35.407
7 -	32.793	23.823	56.616 (2)	104.31	0.107	11:06:32.023
8 -	33.034	24.567	57.601	102.52	1.092	11:07:29.624
9 -	33.060	24.447	57.507	102.69	0.998	11:08:27.131
10 -	32.911	24.436	57.347	102.98	0.838	11:09:24.478
11 -	32.949	24.701	57.650	102.44	1.141	11:10:22.128
12 -	32.747	24.516	57.263	103.13	0.754	11:11:19.391

P3 25		Sam SMITH		Yamaha YZF1000 R1 - Exclusiv events		
IDEAL LAP TIME : 57.069		BEST LAP TIME : 57.069		DIFFERENCE : 0.000		
LAP	SECTOR 1	SECTOR 2	LAP TIME	MPH	DIFF	TIME OF DAY
1 -		25.279	1:01.004	96.80	3.935	11:00:49.220
2 -	33.367	24.748	58.115	101.62	1.046	11:01:47.335
3 -	33.325	24.725	58.050	101.73	0.981	11:02:45.385
4 -	33.361	24.468	57.829	102.12	0.760	11:03:43.214
5 -	33.084	24.249	57.333 (2)	103.00	0.264	11:04:40.547
6 -	33.006	24.387	57.393	102.89	0.324	11:05:37.940
7 -	33.272	24.254	57.526	102.66	0.457	11:06:35.466
8 -	33.314	24.649	57.963	101.88	0.894	11:07:33.429
9 -	33.355	24.377	57.732	102.29	0.663	11:08:31.161
10 -	33.229	24.212	57.441	102.81	0.372	11:09:28.602
11 -	33.128	24.257	57.385 (3)	102.91	0.316	11:10:25.987
12 -	32.938	24.131	57.069 (1)	103.48		11:11:23.056

BMCRC - MRO Championships 2022 - Rnd 2 @ Silverstone National

Reactive Parts MRO Powerbikes & Clubman 1000

RACE 4 - SECTOR ANALYSIS



SECTOR 1 = FL to I1, SECTOR 2 = I1 to FL, DIFF = Difference To Personal Best Lap, P = Crossed Finish Line in Pit Lane, D = Time Disallowed

P4		9		Luke DIXON		BMW S1000RR -	
IDEAL LAP TIME : 57.276		BEST LAP TIME : 57.364		DIFFERENCE : 0.088			
LAP	SECTOR 1	SECTOR 2	LAP TIME	MPH	DIFF	TIME OF DAY	
1 -		25.560	1:02.860	93.94	5.496	11:00:51.076	
2 -	33.924	24.839	58.763	100.49	1.399	11:01:49.839	
3 -	33.906	24.325	58.231	101.41	0.867	11:02:48.070	
4 -	33.236	24.554	57.790	102.19	0.426	11:03:45.860	
5 -	33.224	24.214	57.438 (2)	102.81	0.074	11:04:43.298	
6 -	33.062	24.302	57.364 (1)	102.95		11:05:40.662	
7 -	33.279	24.618	57.897	102.00	0.533	11:06:38.559	
8 -	33.507	24.446	57.953	101.90	0.589	11:07:36.512	
9 -	33.265	24.373	57.638	102.46	0.274	11:08:34.150	
10 -	33.292	24.331	57.623 (3)	102.48	0.259	11:09:31.773	
11 -	33.981	24.752	58.733	100.55	1.369	11:10:30.506	
12 -	34.113	25.118	59.231	99.70	1.867	11:11:29.737	

P5		711		Ritchie THORNTON		Kawasaki ZX10R - Team 71	
IDEAL LAP TIME : 57.711		BEST LAP TIME : 57.711		DIFFERENCE : 0.000			
LAP	SECTOR 1	SECTOR 2	LAP TIME	MPH	DIFF	TIME OF DAY	
1 -		25.287	1:01.641	95.80	3.930	11:00:49.857	
2 -	33.553	24.914	58.467	101.00	0.756	11:01:48.324	
3 -	33.287	24.841	58.128 (3)	101.59	0.417	11:02:46.452	
4 -	33.399	24.740	58.139	101.57	0.428	11:03:44.591	
5 -	33.207	24.759	57.966 (2)	101.88	0.255	11:04:42.557	
6 -	33.065	24.646	57.711 (1)	102.33		11:05:40.268	
7 -	33.169	25.032	58.201	101.47	0.490	11:06:38.469	
8 -	33.333	25.241	58.574	100.82	0.863	11:07:37.043	
9 -	33.755	25.124	58.879	100.30	1.168	11:08:35.922	
10 -	33.997	25.037	59.034	100.03	1.323	11:09:34.956	
11 -	33.364	24.915	58.279	101.33	0.568	11:10:33.235	
12 -	33.330	24.923	58.253	101.37	0.542	11:11:31.488	

P6		52		Ben COTGROVE		Yamaha R1 - MFR	
IDEAL LAP TIME : 57.599		BEST LAP TIME : 57.810		DIFFERENCE : 0.211			
LAP	SECTOR 1	SECTOR 2	LAP TIME	MPH	DIFF	TIME OF DAY	
1 -		24.893	1:00.905	96.96	3.095	11:00:49.121	
2 -	33.959	24.587	58.546	100.87	0.736	11:01:47.667	
3 -	33.313	24.681	57.994 (3)	101.83	0.184	11:02:45.661	
4 -	33.610	24.430	58.040	101.75	0.230	11:03:43.701	
5 -	33.283	24.527	57.810 (1)	102.15		11:04:41.511	
6 -	33.169	24.786	57.955 (2)	101.90	0.145	11:05:39.466	
7 -	33.732	24.873	58.605	100.77	0.795	11:06:38.071	
8 -	33.663	25.210	58.873	100.31	1.063	11:07:36.944	
9 -	33.730	25.181	58.911	100.24	1.101	11:08:35.855	
10 -	34.043	24.944	58.987	100.11	1.177	11:09:34.842	
11 -	33.820	24.856	58.676	100.64	0.866	11:10:33.518	
12 -	33.349	24.805	58.154	101.55	0.344	11:11:31.672	

BMCRC - MRO Championships 2022 - Rnd 2 @ Silverstone National

Reactive Parts MRO Powerbikes & Clubman 1000

RACE 4 - SECTOR ANALYSIS



SECTOR 1 = FL to I1, SECTOR 2 = I1 to FL, DIFF = Difference To Personal Best Lap, P = Crossed Finish Line in Pit Lane, D = Time Disallowed

P7 12		Jonathan RAILTON		Kawasaki ZX-10RR -			
IDEAL LAP TIME : 57.612		BEST LAP TIME : 57.660		DIFFERENCE : 0.048			
LAP	SECTOR 1	SECTOR 2	LAP TIME	MPH	DIFF	TIME OF DAY	
1 -		26.510	1:03.028	93.69	5.368	11:00:51.244	
2 -	34.184	25.235	59.419	99.39	1.759	11:01:50.663	
3 -	33.390	24.913	58.303	101.29	0.643	11:02:48.966	
4 -	33.639	24.737	58.376	101.16	0.716	11:03:47.342	
5 -	33.143	24.845	57.988 (3)	101.84	0.328	11:04:45.330	
6 -	33.367	24.791	58.158	101.54	0.498	11:05:43.488	
7 -	33.243	24.562	57.805 (2)	102.16	0.145	11:06:41.293	
8 -	33.209	24.849	58.058	101.72	0.398	11:07:39.351	
9 -	33.050	24.610	57.660 (1)	102.42		11:08:37.011	
10 -	33.645	24.769	58.414	101.10	0.754	11:09:35.425	
11 -	33.456	24.904	58.360	101.19	0.700	11:10:33.785	
12 -	33.378	24.669	58.047	101.73	0.387	11:11:31.832	

P8 98		Rick DICKINSON		Ducati PANIGALE V4 - MotorcycleRaceParts.co.uk			
IDEAL LAP TIME : 57.971		BEST LAP TIME : 58.172		DIFFERENCE : 0.201			
LAP	SECTOR 1	SECTOR 2	LAP TIME	MPH	DIFF	TIME OF DAY	
1 -		25.687	1:02.475	94.52	4.303	11:00:50.691	
2 -	33.631	24.946	58.577	100.81	0.405	11:01:49.268	
3 -	33.644	25.166	58.810	100.41	0.638	11:02:48.078	
4 -	33.721	25.018	58.739	100.54	0.567	11:03:46.817	
5 -	33.307	25.113	58.420	101.08	0.248	11:04:45.237	
6 -	33.826	25.142	58.968	100.15	0.796	11:05:44.205	
7 -	33.454	25.100	58.554	100.85	0.382	11:06:42.759	
8 -	33.586	24.838	58.424	101.08	0.252	11:07:41.183	
9 -	33.447	24.929	58.376 (3)	101.16	0.204	11:08:39.559	
10 -	33.133	25.119	58.252 (2)	101.38	0.080	11:09:37.811	
11 -	33.321	24.851	58.172 (1)	101.52		11:10:35.983	
12 -	33.346	25.260	58.606	100.76	0.434	11:11:34.589	

P9 48		Nicky WILSON		Suzuki GSXR 1000 - Demon GP/Haslemere Motorcycles			
IDEAL LAP TIME : 58.005		BEST LAP TIME : 58.005		DIFFERENCE : 0.000			
LAP	SECTOR 1	SECTOR 2	LAP TIME	MPH	DIFF	TIME OF DAY	
1 -		27.218	1:06.910	88.26	8.905	11:00:55.126	
2 -	34.850	25.081	59.931	98.54	1.926	11:01:55.057	
3 -	34.463	24.958	59.421	99.38	1.416	11:02:54.478	
4 -	33.907	24.730	58.637	100.71	0.632	11:03:53.115	
5 -	33.532	24.871	58.403 (3)	101.11	0.398	11:04:51.518	
6 -	33.314	24.691	58.005 (1)	101.81		11:05:49.523	
7 -	33.372	24.755	58.127 (2)	101.59	0.122	11:06:47.650	
8 -	33.745	24.784	58.529	100.90	0.524	11:07:46.179	
9 -	34.241	24.782	59.023	100.05	1.018	11:08:45.202	
10 -	33.819	24.887	58.706	100.59	0.701	11:09:43.908	
11 -	33.738	24.757	58.495	100.96	0.490	11:10:42.403	
12 -	33.963	25.015	58.978	100.13	0.973	11:11:41.381	

BMCRC - MRO Championships 2022 - Rnd 2 @ Silverstone National

Reactive Parts MRO Powerbikes & Clubman 1000

RACE 4 - SECTOR ANALYSIS



SECTOR 1 = FL to I1, SECTOR 2 = I1 to FL, DIFF = Difference To Personal Best Lap, P = Crossed Finish Line in Pit Lane, D = Time Disallowed

P10		8		John BUTLER		Kawasaki ZX10RR - Butler-Hills Ltd	
IDEAL LAP TIME : 58.490		BEST LAP TIME : 58.490		DIFFERENCE : 0.000			
LAP	SECTOR 1	SECTOR 2	LAP TIME	MPH	DIFF	TIME OF DAY	
1 -		25.846	1:03.311	93.27	4.821	11:00:51.527	
2 -	34.133	25.484	59.617	99.06	1.127	11:01:51.144	
3 -	33.631	25.303	58.934	100.20	0.444	11:02:50.078	
4 -	33.389	25.101	58.490 (1)	100.96		11:03:48.568	
5 -	33.472	25.373	58.845 (3)	100.35	0.355	11:04:47.413	
6 -	33.914	25.411	59.325	99.54	0.835	11:05:46.738	
7 -	33.881	25.577	59.458	99.32	0.968	11:06:46.196	
8 -	34.061	25.728	59.789	98.77	1.299	11:07:45.985	
9 -	34.337	25.775	1:00.112	98.24	1.622	11:08:46.097	
10 -	33.446	25.325	58.771 (2)	100.48	0.281	11:09:44.868	
11 -	33.805	25.848	59.653	99.00	1.163	11:10:44.521	
12 -	34.143	25.739	59.882	98.62	1.392	11:11:44.403	

P11		53 C		Seamus McGLYNN		Yamaha R1 -	
IDEAL LAP TIME : 59.248		BEST LAP TIME : 59.302		DIFFERENCE : 0.054			
LAP	SECTOR 1	SECTOR 2	LAP TIME	MPH	DIFF	TIME OF DAY	
1 -		25.719	1:03.732	92.66	4.430	11:00:51.948	
2 -	34.108	25.587	59.695	98.93	0.393	11:01:51.643	
3 -	34.105	25.594	59.699	98.92	0.397	11:02:51.342	
4 -	34.043	25.540	59.583 (3)	99.11	0.281	11:03:50.925	
5 -	33.983	25.319	59.302 (1)	99.58		11:04:50.227	
6 -	34.210	25.841	1:00.051	98.34	0.749	11:05:50.278	
7 -	33.929	25.442	59.371 (2)	99.47	0.069	11:06:49.649	
8 -	34.250	25.578	59.828	98.71	0.526	11:07:49.477	
9 -	34.318	25.432	59.750	98.83	0.448	11:08:49.227	
10 -	34.713	25.607	1:00.320	97.90	1.018	11:09:49.547	
11 -	34.277	25.466	59.743	98.85	0.441	11:10:49.290	
12 -	34.369	25.482	59.851	98.67	0.549	11:11:49.141	

P12		2		Peter BAKER		Kawasaki ZX10R - TJ & Peter Baker MC/Dodfrey Eng	
IDEAL LAP TIME : 58.719		BEST LAP TIME : 58.719		DIFFERENCE : 0.000			
LAP	SECTOR 1	SECTOR 2	LAP TIME	MPH	DIFF	TIME OF DAY	
1 -		25.494	1:02.628	94.29	3.909	11:00:50.844	
2 -	33.967	24.752	58.719 (1)	100.57		11:01:49.563	
3 -	34.250	24.950	59.200 (2)	99.75	0.481	11:02:48.763	
4 -	34.398	24.831	59.229 (3)	99.70	0.510	11:03:47.992	
5 -	34.372	25.191	59.563	99.14	0.844	11:04:47.555	
6 -	34.552	24.866	59.418	99.39	0.699	11:05:46.973	
7 -	34.809	25.045	59.854	98.66	1.135	11:06:46.827	
8 -	35.428	25.445	1:00.873	97.01	2.154	11:07:47.700	
9 -	35.146	25.230	1:00.376	97.81	1.657	11:08:48.076	
10 -	35.502	25.181	1:00.683	97.31	1.964	11:09:48.759	
11 -	35.297	25.618	1:00.915	96.94	2.196	11:10:49.674	
12 -	35.628	25.329	1:00.957	96.88	2.238	11:11:50.631	

BMCRC - MRO Championships 2022 - Rnd 2 @ Silverstone National

Reactive Parts MRO Powerbikes & Clubman 1000

RACE 4 - SECTOR ANALYSIS



SECTOR 1 = FL to I1, SECTOR 2 = I1 to FL, DIFF = Difference To Personal Best Lap, P = Crossed Finish Line in Pit Lane, D = Time Disallowed

P13 21		Jack CROUCHER		BMW S1000RR - Trendy lofts			
IDEAL LAP TIME : 58.961		BEST LAP TIME : 59.172		DIFFERENCE : 0.211			
LAP	SECTOR 1	SECTOR 2	LAP TIME	MPH	DIFF	TIME OF DAY	
1 -		27.754	1:07.584	87.38	8.412	11:00:55.800	
2 -	34.906	26.280	1:01.186	96.51	2.014	11:01:56.986	
3 -	34.066	25.473	59.539 (2)	99.18	0.367	11:02:56.525	
4 -	33.988	25.758	59.746	98.84	0.574	11:03:56.271	
5 -	33.774	25.792	59.566 (3)	99.14	0.394	11:04:55.837	
6 -	34.078	26.015	1:00.093	98.27	0.921	11:05:55.930	
7 -	34.075	25.639	59.714	98.89	0.542	11:06:55.644	
8 -	34.096	25.680	59.776	98.79	0.604	11:07:55.420	
9 -	34.198	25.374	59.572	99.13	0.400	11:08:54.992	
10 -	34.006	25.710	59.716	98.89	0.544	11:09:54.708	
11 -	34.018	25.682	59.700	98.92	0.528	11:10:54.408	
12 -	33.587	25.585	59.172 (1)	99.80		11:11:53.580	

P14 73		James KELLY		Ducati 955 - Art of racing			
IDEAL LAP TIME : 59.021		BEST LAP TIME : 59.021		DIFFERENCE : 0.000			
LAP	SECTOR 1	SECTOR 2	LAP TIME	MPH	DIFF	TIME OF DAY	
1 -		25.879	1:04.350	91.77	5.329	11:00:52.566	
2 -	35.208	26.137	1:01.345	96.26	2.324	11:01:53.911	
3 -	34.218	24.803	59.021 (1)	100.06		11:02:52.932	
4 -	34.520	25.483	1:00.003	98.42	0.982	11:03:52.935	
5 -	35.311	24.888	1:00.199	98.10	1.178	11:04:53.134	
6 -	34.480	25.238	59.718	98.89	0.697	11:05:52.852	
7 -	34.810	25.341	1:00.151	98.18	1.130	11:06:53.003	
8 -	34.712	25.169	59.881	98.62	0.860	11:07:52.884	
9 -	34.695	24.939	59.634 (3)	99.03	0.613	11:08:52.518	
10 -	34.561	24.916	59.477 (2)	99.29	0.456	11:09:51.995	
11 -	34.346	27.585	1:01.931	95.35	2.910	11:10:53.926	
12 -	34.923	25.261	1:00.184	98.12	1.163	11:11:54.110	

P15 86 C		Frederico LOPES		Yamaha R1 - FLR Procurement Ltd			
IDEAL LAP TIME : 59.129		BEST LAP TIME : 59.129		DIFFERENCE : 0.000			
LAP	SECTOR 1	SECTOR 2	LAP TIME	MPH	DIFF	TIME OF DAY	
1 -			1:05.611	90.00	6.482	11:00:53.827	
2 -			1:00.402	97.77	1.273	11:01:54.229	
3 -			1:00.842	97.06	1.713	11:02:55.071	
4 -	34.024	25.105	59.129 (1)	99.87		11:03:54.200	
5 -	34.461	25.373	59.834 (3)	98.70	0.705	11:04:54.034	
6 -			59.949	98.51	0.820	11:05:53.983	
7 -			1:00.077	98.30	0.948	11:06:54.060	
8 -	34.801	25.524	1:00.325	97.89	1.196	11:07:54.385	
9 -			59.683 (2)	98.95	0.554	11:08:54.068	
10 -	34.571	25.673	1:00.244	98.02	1.115	11:09:54.312	
11 -			1:00.476	97.65	1.347	11:10:54.788	
12 -			1:00.370	97.82	1.241	11:11:55.158	

BMCRC - MRO Championships 2022 - Rnd 2 @ Silverstone National

Reactive Parts MRO Powerbikes & Clubman 1000

RACE 4 - SECTOR ANALYSIS



SECTOR 1 = FL to I1, SECTOR 2 = I1 to FL, DIFF = Difference To Personal Best Lap, P = Crossed Finish Line in Pit Lane, D = Time Disallowed

P16 110 C		Michael CLARKE		Yamaha R1 - BIKEBASE - MX5 PARTS WAREHOUSE			
IDEAL LAP TIME : 59.124		BEST LAP TIME : 59.878		DIFFERENCE : 0.754			
LAP	SECTOR 1	SECTOR 2	LAP TIME	MPH	DIFF	TIME OF DAY	
1 -		25.713	1:04.003	92.27	4.125	11:00:52.219	
2 -	34.792	25.164	59.956 (2)	98.50	0.078	11:01:52.175	
3 -	34.033	25.845	59.878 (1)	98.62		11:02:52.053	
4 -	34.600	26.030	1:00.630	97.40	0.752	11:03:52.683	
5 -	35.537	25.642	1:01.179	96.53	1.301	11:04:53.862	
6 -	34.500	25.554	1:00.054	98.33	0.176	11:05:53.916	
7 -	35.387	25.091	1:00.478	97.64	0.600	11:06:54.394	
8 -	34.854	25.645	1:00.499	97.61	0.621	11:07:54.893	
9 -	35.213	25.518	1:00.731	97.24	0.853	11:08:55.624	
10 -	34.501	25.498	59.999 (3)	98.42	0.121	11:09:55.623	
11 -	34.594	25.692	1:00.286	97.96	0.408	11:10:55.909	
12 -	34.629	25.731	1:00.360	97.84	0.482	11:11:56.269	

P17 6		Peter HASLER		Ducati 959 PANIGALE - Art of racing			
IDEAL LAP TIME : 59.668		BEST LAP TIME : 59.863		DIFFERENCE : 0.195			
LAP	SECTOR 1	SECTOR 2	LAP TIME	MPH	DIFF	TIME OF DAY	
1 -		25.683	1:03.512	92.98	3.649	11:00:51.728	
2 -	35.299	25.403	1:00.702	97.28	0.839	11:01:52.430	
3 -	34.591	25.272	59.863 (1)	98.65		11:02:52.293	
4 -	34.941	25.539	1:00.480	97.64	0.617	11:03:52.773	
5 -	35.318	25.880	1:01.198	96.50	1.335	11:04:53.971	
6 -	35.127	25.077	1:00.204	98.09	0.341	11:05:54.175	
7 -	35.211	25.233	1:00.444	97.70	0.581	11:06:54.619	
8 -	35.045	25.287	1:00.332	97.88	0.469	11:07:54.951	
9 -	34.984	25.824	1:00.808	97.11	0.945	11:08:55.759	
10 -	34.949	25.134	1:00.083 (3)	98.29	0.220	11:09:55.842	
11 -	35.183	25.565	1:00.748	97.21	0.885	11:10:56.590	
12 -	34.614	25.252	59.866 (2)	98.64	0.003	11:11:56.456	

P18 32		Martin MORRIS		BMW S1000RR - Morris Racing, Obsession Engineering			
IDEAL LAP TIME : 59.344		BEST LAP TIME : 59.344		DIFFERENCE : 0.000			
LAP	SECTOR 1	SECTOR 2	LAP TIME	MPH	DIFF	TIME OF DAY	
1 -		27.344	1:06.816	88.38	7.472	11:00:55.032	
2 -	35.365	26.536	1:01.901	95.40	2.557	11:01:56.933	
3 -	34.469	26.120	1:00.589	97.47	1.245	11:02:57.522	
4 -	34.252	25.692	59.944	98.51	0.600	11:03:57.466	
5 -	34.164	25.750	59.914	98.56	0.570	11:04:57.380	
6 -	34.441	26.083	1:00.524	97.57	1.180	11:05:57.904	
7 -	34.421	25.937	1:00.358	97.84	1.014	11:06:58.262	
8 -	34.346	26.144	1:00.490	97.63	1.146	11:07:58.752	
9 -	34.219	25.645	59.864	98.65	0.520	11:08:58.616	
10 -	33.900	25.481	59.381 (2)	99.45	0.037	11:09:57.997	
11 -	33.940	25.698	59.638 (3)	99.02	0.294	11:10:57.635	
12 -	33.864	25.480	59.344 (1)	99.51		11:11:56.979	

BMCRC - MRO Championships 2022 - Rnd 2 @ Silverstone National

Reactive Parts MRO Powerbikes & Clubman 1000

RACE 4 - SECTOR ANALYSIS



SECTOR 1 = FL to I1, SECTOR 2 = I1 to FL, DIFF = Difference To Personal Best Lap, P = Crossed Finish Line in Pit Lane, D = Time Disallowed

P19 141		Ramone HUNTE		Yamaha R1 - my wallet.com		
IDEAL LAP TIME : 59.456		BEST LAP TIME : 59.456		DIFFERENCE : 0.000		
LAP	SECTOR 1	SECTOR 2	LAP TIME	MPH	DIFF	TIME OF DAY
1 -		26.612	1:05.706	89.87	6.250	11:00:53.922
2 -	34.874	25.764	1:00.638	97.39	1.182	11:01:54.560
3 -	34.768	26.188	1:00.956	96.88	1.500	11:02:55.516
4 -	34.120	26.512	1:00.632	97.40	1.176	11:03:56.148
5 -	34.541	26.276	1:00.817	97.10	1.361	11:04:56.965
6 -	34.949	26.522	1:01.471	96.07	2.015	11:05:58.436
7 -	34.241	26.331	1:00.572	97.49	1.116	11:06:59.008
8 -	34.871	25.952	1:00.823	97.09	1.367	11:07:59.831
9 -	34.058	25.844	59.902 (3)	98.58	0.446	11:08:59.733
10 -	33.998	25.711	59.709 (2)	98.90	0.253	11:09:59.442
11 -	34.650	25.873	1:00.523	97.57	1.067	11:10:59.965
12 -	33.870	25.586	59.456 (1)	99.32		11:11:59.421

P20 57 C		Scott FORBES-COWDRY		Kawasaki ZX10R -		
IDEAL LAP TIME : 59.316		BEST LAP TIME : 59.557		DIFFERENCE : 0.241		
LAP	SECTOR 1	SECTOR 2	LAP TIME	MPH	DIFF	TIME OF DAY
1 -		27.286	1:06.341	89.01	6.784	11:00:54.557
2 -	35.447	27.165	1:02.612	94.32	3.055	11:01:57.169
3 -	34.519	25.966	1:00.485	97.63	0.928	11:02:57.654
4 -	34.354	26.055	1:00.409	97.76	0.852	11:03:58.063
5 -	34.317	25.928	1:00.245 (3)	98.02	0.688	11:04:58.308
6 -	33.840	26.694	1:00.534	97.55	0.977	11:05:58.842
7 -	34.022	26.623	1:00.645	97.38	1.088	11:06:59.487
8 -	34.900	25.943	1:00.843	97.06	1.286	11:08:00.330
9 -	34.081	25.476	59.557 (1)	99.15		11:08:59.887
10 -	33.999	25.687	59.686 (2)	98.94	0.129	11:09:59.573
11 -	34.814	25.893	1:00.707	97.28	1.150	11:11:00.280
12 -	34.583	26.133	1:00.716	97.26	1.159	11:12:00.996

P21 60		Jack YOUNGE		Kawasaki ZX10R - Chase Timber products		
IDEAL LAP TIME : 59.873		BEST LAP TIME : 59.873		DIFFERENCE : 0.000		
LAP	SECTOR 1	SECTOR 2	LAP TIME	MPH	DIFF	TIME OF DAY
1 -		26.558	1:05.219	90.55	5.346	11:00:53.435
2 -	35.307	26.708	1:02.015	95.22	2.142	11:01:55.450
3 -	34.530	26.121	1:00.651	97.37	0.778	11:02:56.101
4 -	34.108	25.765	59.873 (1)	98.63		11:03:55.974
5 -	34.399	26.381	1:00.780	97.16	0.907	11:04:56.754
6 -	34.928	26.112	1:01.040	96.75	1.167	11:05:57.794
7 -	34.334	25.983	1:00.317 (2)	97.91	0.444	11:06:58.111
8 -	34.327	26.148	1:00.475	97.65	0.602	11:07:58.586
9 -	34.402	25.940	1:00.342	97.86	0.469	11:08:58.928
10 -	34.339	25.985	1:00.324 (3)	97.89	0.451	11:09:59.252
11 -	34.748	26.121	1:00.869	97.02	0.996	11:11:00.121
12 -	34.702	26.192	1:00.894	96.98	1.021	11:12:01.015

BMCRC - MRO Championships 2022 - Rnd 2 @ Silverstone National

Reactive Parts MRO Powerbikes & Clubman 1000

RACE 4 - SECTOR ANALYSIS



SECTOR 1 = FL to I1, SECTOR 2 = I1 to FL, DIFF = Difference To Personal Best Lap, P = Crossed Finish Line in Pit Lane, D = Time Disallowed

P22 115		Stacey KILLWORTH		Suzuki GSXR 1000 - Greenplant/Everns		
IDEAL LAP TIME : 59.589		BEST LAP TIME : 59.942		DIFFERENCE : 0.353		
LAP	SECTOR 1	SECTOR 2	LAP TIME	MPH	DIFF	TIME OF DAY
1 -		27.163	1:07.391	87.63	7.449	11:00:55.607
2 -	35.349	26.466	1:01.815	95.53	1.873	11:01:57.422
3 -	34.768	25.915	1:00.683	97.31	0.741	11:02:58.105
4 -	34.321	25.989	1:00.310	97.92	0.368	11:03:58.415
5 -	34.579	25.983	1:00.562	97.51	0.620	11:04:58.977
6 -	34.483	25.740	1:00.223	98.06	0.281	11:05:59.200
7 -	34.918	26.198	1:01.116	96.63	1.174	11:07:00.316
8 -	35.070	25.938	1:01.008	96.80	1.066	11:08:01.324
9 -	34.674	25.268	59.942 (1)	98.52		11:09:01.266
10 -	34.781	25.407	1:00.188 (3)	98.12	0.246	11:10:01.454
11 -	34.577	25.516	1:00.093 (2)	98.27	0.151	11:11:01.547
12 -	34.698	25.596	1:00.294	97.94	0.352	11:12:01.841

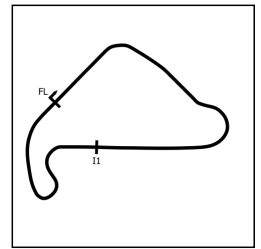
P23 19		Simon BASTABLE		Ducati V2 - WSCperformance.co.uk		
IDEAL LAP TIME : 1:00.608		BEST LAP TIME : 1:00.608		DIFFERENCE : 0.000		
LAP	SECTOR 1	SECTOR 2	LAP TIME	MPH	DIFF	TIME OF DAY
1 -		27.463	1:07.248	87.81	6.640	11:00:55.464
2 -	35.480	27.022	1:02.502	94.48	1.894	11:01:57.966
3 -	35.489	26.859	1:02.348	94.72	1.740	11:03:00.314
4 -	35.362	26.093	1:01.455 (2)	96.09	0.847	11:04:01.769
5 -	35.928	26.406	1:02.334	94.74	1.726	11:05:04.103
6 -	36.028	26.363	1:02.391	94.65	1.783	11:06:06.494
7 -	35.915	26.217	1:02.132	95.05	1.524	11:07:08.626
8 -	35.777	25.753	1:01.530	95.98	0.922	11:08:10.156
9 -	35.743	26.133	1:01.876	95.44	1.268	11:09:12.032
10 -	35.843	26.019	1:01.862	95.46	1.254	11:10:13.894
11 -	35.678	25.822	1:01.500 (3)	96.02	0.892	11:11:15.394
12 -	35.008	25.600	1:00.608 (1)	97.44		11:12:16.002

P24 7 C		Seb JENKINS		Suzuki GSX-R 1000 - Mupo Race Suspension - Enpro - DDA gr		
IDEAL LAP TIME : 1:01.196		BEST LAP TIME : 1:01.481		DIFFERENCE : 0.285		
LAP	SECTOR 1	SECTOR 2	LAP TIME	MPH	DIFF	TIME OF DAY
1 -		27.581	1:07.924	86.94	6.443	11:00:56.140
2 -	35.638	26.594	1:02.232	94.89	0.751	11:01:58.372
3 -	35.363	26.118	1:01.481 (1)	96.05		11:02:59.853
4 -	35.152	26.649	1:01.801	95.55	0.320	11:04:01.654
5 -	35.791	26.538	1:02.329	94.74	0.848	11:05:03.983
6 -	35.811	26.554	1:02.365	94.69	0.884	11:06:06.348
7 -	35.672	26.438	1:02.110	95.08	0.629	11:07:08.458
8 -	35.391	26.190	1:01.581 (2)	95.90	0.100	11:08:10.039
9 -	35.610	26.218	1:01.828	95.51	0.347	11:09:11.867
10 -	35.600	26.315	1:01.915	95.38	0.434	11:10:13.782
11 -	36.167	26.401	1:02.568	94.38	1.087	11:11:16.350
12 -	35.552	26.044	1:01.596 (3)	95.87	0.115	11:12:17.946

BMCRC - MRO Championships 2022 - Rnd 2 @ Silverstone National

Reactive Parts MRO Powerbikes & Clubman 1000

RACE 4 - SECTOR ANALYSIS



SECTOR 1 = FL to I1, SECTOR 2 = I1 to FL, DIFF = Difference To Personal Best Lap, P = Crossed Finish Line in Pit Lane, D = Time Disallowed

P25 222 C		Phil ROOKE		Kawasaki ZX10R - GW HIGHWAYS & CLEARWAY TRAFFIC S		
IDEAL LAP TIME : 59.566		BEST LAP TIME : 1:00.243		DIFFERENCE : 0.677		
LAP	SECTOR 1	SECTOR 2	LAP TIME	MPH	DIFF	TIME OF DAY
1 -		26.439	1:05.299	90.43	5.056	11:00:53.515
2 -	34.158	26.359	1:00.517 (2)	97.58	0.274	11:01:54.032
3 -	34.835	25.408	1:00.243 (1)	98.03		11:02:54.275
4 -	34.885	26.025	1:00.910	96.95	0.667	11:03:55.185
5 -	34.225	26.919	1:01.144	96.58	0.901	11:04:56.329
6 -	34.604	26.123	1:00.727 (3)	97.24	0.484	11:05:57.056
7 -	35.004	26.748	1:01.752	95.63	1.509	11:06:58.808
8 -	35.766	27.448	1:03.214	93.42	2.971	11:08:02.022
9 -	36.787	27.925	1:04.712	91.26	4.469	11:09:06.734
10 -	37.167	27.755	1:04.922	90.96	4.679	11:10:11.656
11 -	37.015	27.790	1:04.805	91.12	4.562	11:11:16.461
12 -	37.075	27.709	1:04.784	91.15	4.541	11:12:21.245

P26 163		Steve SMULOVIC		Suzuki GSXR1000 - SFC Racing		
IDEAL LAP TIME : 1:03.780		BEST LAP TIME : 1:03.780		DIFFERENCE : 0.000		
LAP	SECTOR 1	SECTOR 2	LAP TIME	MPH	DIFF	TIME OF DAY
1 -		28.414	1:10.232	84.08	6.452	11:00:58.448
2 -	36.745	28.017	1:04.762 (3)	91.19	0.982	11:02:03.210
3 -	37.011	27.878	1:04.889	91.01	1.109	11:03:08.099
4 -	37.160	28.005	1:05.165	90.62	1.385	11:04:13.264
5 -	37.411	28.186	1:05.597	90.02	1.817	11:05:18.861
6 -	37.276	28.035	1:05.311	90.42	1.531	11:06:24.172
7 -	37.671	28.558	1:06.229	89.17	2.449	11:07:30.401
8 -	36.983	27.790	1:04.773	91.17	0.993	11:08:35.174
9 -	37.290	27.597	1:04.887	91.01	1.107	11:09:40.061
10 -	36.905	27.599	1:04.504 (2)	91.55	0.724	11:10:44.565
11 -	36.723	27.057	1:03.780 (1)	92.59		11:11:48.345

P27 16		James BUCHANAN		Kawasaki ZX10RR - Bluemotion racing		
IDEAL LAP TIME : 59.471		BEST LAP TIME : 59.684		DIFFERENCE : 0.213		
LAP	SECTOR 1	SECTOR 2	LAP TIME	MPH	DIFF	TIME OF DAY
1 -		28.209	1:07.956	86.90	8.272	11:00:56.172
2 -	35.659	26.012	1:01.671	95.76	1.987	11:01:57.843
3 -	34.929	25.752	1:00.681	97.32	0.997	11:02:58.524
4 -	34.777	25.593	1:00.370	97.82	0.686	11:03:58.894
5 -	34.199	25.485	59.684 (1)	98.94		11:04:58.578
6 -	34.505	25.563	1:00.068	98.31	0.384	11:05:58.646
7 -	34.911	26.589	1:01.500	96.02	1.816	11:07:00.146
8 -	34.772	25.908	1:00.680	97.32	0.996	11:08:00.826
9 -	34.654	25.508	1:00.162	98.16	0.478	11:09:00.988
10 -	34.448	25.272	59.720 (2)	98.88	0.036	11:10:00.708
11 -	34.232	25.810	1:00.042 (3)	98.35	0.358	11:11:00.750
12 -	37.737	IN PIT	1:15.185 P	78.54	15.501	11:12:15.935

BMCRC - MRO Championships 2022 - Rnd 2 @ Silverstone National

Reactive Parts MRO Powerbikes & Clubman 1000

RACE 4 - BEST SECTORS

SECTOR 1			SECTOR 2			IDEAL / BEST COMPARISON						
POS	NO	NAME	TIME	NO	NAME	TIME	POS	NO	NAME	IDEAL	BEST	DIFF
									PERFECT LAP	56.411		
1	99	COLLINS	32.588	99	COLLINS	23.823	1	99	COLLINS	56.411	56.509	0.098
2	26	WAINWRIGHT	32.680	26	WAINWRIGHT	23.912	2	26	WAINWRIGHT	56.592	56.631	0.039
3	25	SMITH	32.938	25	SMITH	24.131	3	25	SMITH	57.069	57.069	0.000
4	12	RAILTON	33.050	9	DIXON	24.214	4	9	DIXON	57.276	57.364	0.088
5	9	DIXON	33.062	52	COTGROVE	24.430	5	52	COTGROVE	57.599	57.810	0.211
6	711	THORNTON	33.065	12	RAILTON	24.562	6	12	RAILTON	57.612	57.660	0.048
7	98	DICKINSON	33.133	711	THORNTON	24.646	7	711	THORNTON	57.711	57.711	0.000
8	52	COTGROVE	33.169	48	WILSON	24.691	8	98	DICKINSON	57.971	58.172	0.201
9	48	WILSON	33.314	2	BAKER	24.752	9	48	WILSON	58.005	58.005	0.000
10	8	BUTLER	33.389	73	KELLY	24.803	10	8	BUTLER	58.490	58.490	0.000
11	21	CROUCHER	33.587	98	DICKINSON	24.838	11	2	BAKER	58.719	58.719	0.000
12	57	FORBES-COWDRY	33.840	6	HASLER	25.077	12	21	CROUCHER	58.961	59.172	0.211
13	32	MORRIS	33.864	110	CLARKE	25.091	13	73	KELLY	59.021	59.021	0.000
14	141	HUNTE	33.870	8	BUTLER	25.101	14	110	CLARKE	59.124	59.878	0.754
15	53	McGLYNN	33.929	86	LOPES	25.105	15	86	LOPES	59.129	59.129	0.000
16	2	BAKER	33.967	115	KILLWORTH	25.268	16	53	McGLYNN	59.248	59.302	0.054
17	86	LOPES	34.024	16	BUCHANAN	25.272	17	57	FORBES-COWDRY	59.316	59.557	0.241
18	110	CLARKE	34.033	53	McGLYNN	25.319	18	32	MORRIS	59.344	59.344	0.000
19	60	YOUNGE	34.108	21	CROUCHER	25.374	19	141	HUNTE	59.456	59.456	0.000
20	222	ROOKE	34.158	222	ROOKE	25.408	20	16	BUCHANAN	59.471	59.684	0.213
21	16	BUCHANAN	34.199	57	FORBES-COWDRY	25.476	21	222	ROOKE	59.566	1:00.243	0.677
22	73	KELLY	34.218	32	MORRIS	25.480	22	115	KILLWORTH	59.589	59.942	0.353
23	115	KILLWORTH	34.321	141	HUNTE	25.586	23	6	HASLER	59.668	59.863	0.195
24	6	HASLER	34.591	19	BASTABLE	25.600	24	60	YOUNGE	59.873	59.873	0.000
25	19	BASTABLE	35.008	60	YOUNGE	25.765	25	19	BASTABLE	1:00.608	1:00.608	0.000
26	7	JENKINS	35.152	7	JENKINS	26.044	26	7	JENKINS	1:01.196	1:01.481	0.285
27	163	SMULOVIC	36.723	163	SMULOVIC	27.057	27	163	SMULOVIC	1:03.780	1:03.780	0.000

BMCRC - MRO Championships 2022 - Rnd 2 @ Silverstone National

Reactive Parts MRO Powerbikes & Clubman 1000

RACE 4 - STATISTICS

Competitors Started	27
Planned Start	2022-04-03 @ 10:20:00.000
Actual Start	2022-04-03 @ 10:59:48.215
Finish Time	2022-04-03 @ 11:11:19.317
Track Length	1.6404mi.
Total Laps	323
Total Distance Covered	529.8696mi.

Session Fastest Lap History

NO	CL	NAME	LAP TIME	TIME OF DAY	LAP	VEHICLE
26		Josh WAINWRIGHT	58.216	11:01:46.946	2	Honda CBR1000
25		Sam SMITH	58.115	11:01:47.329	2	Yamaha YZF1000 R1
99		Bob COLLINS	57.787	11:02:44.850	3	Honda FIREBLADE
26		Josh WAINWRIGHT	57.042	11:03:41.971	4	Honda CBR1000
26		Josh WAINWRIGHT	56.639	11:04:38.610	5	Honda CBR1000
99		Bob COLLINS	56.509	11:05:35.417	6	Honda FIREBLADE

Session Leader History

NO	CL	NAME	FROM LAP	LAPS LED	DISTANCE	VEHICLE
26		Josh WAINWRIGHT	1	2	3.28 miles	Honda CBR1000
99		Bob COLLINS	3	1	1.64 miles	Honda FIREBLADE
26		Josh WAINWRIGHT	4	4	6.56 miles	Honda CBR1000
99		Bob COLLINS	8	4	6.56 miles	Honda FIREBLADE
26		Josh WAINWRIGHT	12	1	1.64 miles	Honda CBR1000

Flag History

TYPE	TIME OF DAY
GREEN	10:59:48.215
FINISH	11:11:19.317

Flag Statistics

TYPE	COUNT	TOTAL LAPS	TOTAL TIME
Green	1	12	12:49.272
Red	0	0	0.000
Safety Car	0	0	0.000
FCY	0	0	0.000

BMCRC - MRO Championships 2022 - Rnd 2 @ Silverstone National

Reactive Parts MRO Powerbikes & Clubman 1000

RACE 4 - STATISTICS

CLASS :

21 Starters

Fastest Lap History

NO	NAME	LAP TIME	TIME OF DAY	LAP	VEHICLE
26	Josh WAINWRIGHT	58.216	11:01:46.946	2	Honda CBR1000
25	Sam SMITH	58.115	11:01:47.329	2	Yamaha YZF1000 R1
99	Bob COLLINS	57.787	11:02:44.850	3	Honda FIREBLADE
26	Josh WAINWRIGHT	57.042	11:03:41.971	4	Honda CBR1000
26	Josh WAINWRIGHT	56.639	11:04:38.610	5	Honda CBR1000
99	Bob COLLINS	56.509	11:05:35.417	6	Honda FIREBLADE

Leader History

NO	NAME	FROM LAP	LAPS LED	DISTANCE	VEHICLE
26	Josh WAINWRIGHT	1	2	3.28 miles	Honda CBR1000
99	Bob COLLINS	3	1	1.64 miles	Honda FIREBLADE
26	Josh WAINWRIGHT	4	4	6.56 miles	Honda CBR1000
99	Bob COLLINS	8	4	6.56 miles	Honda FIREBLADE
26	Josh WAINWRIGHT	12	1	1.64 miles	Honda CBR1000

BMCRC - MRO Championships 2022 - Rnd 2 @ Silverstone National

Reactive Parts MRO Powerbikes & Clubman 1000

RACE 4 - STATISTICS

CLASS : C

6 Starters

Fastest Lap History

NO	NAME	LAP TIME	TIME OF DAY	LAP	VEHICLE
53	Seamus McGLYNN	59.695	11:01:51.648	2	Yamaha R1
53	Seamus McGLYNN	59.583	11:03:50.931	4	Yamaha R1
86	Frederico LOPES	59.129	11:03:54.191	4	Yamaha R1

Leader History

NO	NAME	FROM LAP	LAPS LED	DISTANCE	VEHICLE
53	Seamus McGLYNN	1	12	19.68 miles	Yamaha R1

BMCRC - MRO Championships 2022 - Rnd 2 @ Silverstone National



Reactive Parts MRO Powerbikes & Clubman 1000

RACE 14 - GRID (12 Laps)

ROW 10	29	333	Andrew HOUGHTON	28	171	Phillip CROWE			
ROW 9	27	163	Steve SMULOVIC	26	7	Seb JENKINS	25	19	Simon BASTABLE
ROW 8	24	222	Phil ROOKE	23	115	Stacey KILLWORTH	22	110	Michael CLARKE
ROW 7	21	60	Jack YOUNGE	20	6	Peter HASLER	19	16	James BUCHANAN
ROW 6	18	57	Scott FORBES-COWDRY	17	141	Ramone HUNTE	16	32	Martin MORRIS
ROW 5	15	53	Seamus McGLYNN	14	21	Jack CROUCHER	13	86	Frederico LOPES
ROW 4	12	73	James KELLY	11	2	Peter BAKER	10	8	John BUTLER
ROW 3	9	98	Rick DICKINSON	8	48	Nicky WILSON	7	52	Ben COTGROVE
ROW 2	6	711	Ritchie THORNTON	5	12	Jonathan RAILTON	4	9	Luke DIXON
ROW 1	3	25	Sam SMITH	2	26	Josh WAINWRIGHT	1	99	Bob COLLINS
Pole									

Silverstone National: 1.6404 miles

These results are provisional until the conclusion of any judicial and technical matters.

Clerk Of Course :	Stewards :	Timekeeper : Craig Smith
-------------------	------------	--------------------------

Results can be found at www.tsl-timing.com

Printed - 11:16 Sunday, 03 April 2022



BMCRC - MRO Championships 2022 - Rnd 2 @ Silverstone National



Reactive Parts MRO Powerbikes & Clubman 1000

RACE 14 - CLASSIFICATION

POS	NO	CL	PIC NAME	ENTRY	LAPS	TIME	GAP	DIFF	MPH	BEST	ON
1	99		1 Bob COLLINS	Honda FIREBLADE - FWR.co.uk	12	11:28.562			102.92	56.898	12
2	26		2 Josh WAINWRIGHT	Honda CBR1000 - JW MOT Centre	12	11:28.965	0.403	0.403	102.86	56.751	4
3	25		3 Sam SMITH	Yamaha YZF1000 R1 - Exclusiv events	12	11:29.677	1.115	0.712	102.75	56.927	5
4	48		4 Nicky WILSON	Suzuki GSXR 1000 - Demon GP/Haslemere Motorcy	12	11:35.753	7.191	6.076	101.85	57.269	5
5	9		5 Luke DIXON	BMW S1000RR -	12	11:36.800	8.238	1.047	101.70	57.215	5
6	12		6 Jonathan RAILTON	Kawasaki ZX-10RR -	12	11:36.921	8.359	0.121	101.68	57.369	4
7	2		7 Peter BAKER	Kawasaki ZX10R - TJ & Peter Baker MC/Dodfrey En	12	11:41.078	12.516	4.157	101.08	57.718	9
8	711		8 Ritchie THORNTON	Kawasaki ZX10R - Team 71	12	11:41.606	13.044	0.528	101.00	57.796	9
9	98		9 Rick DICKINSON	Ducati PANIGALE V4 - MotorcycleRaceParts.co.uk	12	11:45.916	17.355	4.310	100.39	57.974	3
10	52		10 Ben COTGROVE	Yamaha R1 - MFR	12	11:49.760	21.198	3.844	99.84	57.595	2
11	8		11 John BUTLER	Kawasaki ZX10RR - Butler-Hills Ltd	12	11:49.849	21.287	0.089	99.83	58.482	3
12	53	C	1 Seamus McGLYNN	Yamaha R1 -	12	11:55.452	26.890	5.603	99.05	58.942	12
13	73		12 James KELLY	Ducati 955 - Art of racing	12	11:57.320	28.758	1.868	98.79	58.770	4
14	6		13 Peter HASLER	Ducati 959 PANIGALE - Art of racing	12	12:02.886	34.324	5.566	98.03	59.506	9
15	60		14 Jack YOUNGE	Kawasaki ZX10R - Chase Timber products	12	12:05.917	37.355	3.031	97.62	59.177	12
16	141		15 Ramone HUNTE	Yamaha R1 - my wallet.com	12	12:06.056	37.494	0.139	97.60	59.426	9
17	32		16 Martin MORRIS	BMW S1000RR - Morris Racing, Obsession Enginee	12	12:06.346	37.784	0.290	97.56	59.349	5
18	110	C	2 Michael CLARKE	Yamaha R1 - BIKEBASE - MX5 PARTS WAREHOU:	12	12:08.347	39.785	2.001	97.29	59.465	4
19	57	C	3 Scott FORBES-COWDRY	Kawasaki ZX10R -	12	12:08.463	39.901	0.116	97.28	59.165	11
20	16		17 James BUCHANAN	Kawasaki ZX10RR - Bluemotion racing	12	12:10.098	41.536	1.635	97.06	59.846	4
21	19		18 Simon BASTABLE	Ducati V2 - WSCperformance.co.uk	12	12:13.304	44.742	3.206	96.64	1:00.380	9
22	7	C	4 Seb JENKINS	Suzuki GSX-R 1000 - Mupo Race Suspension - Enpr	12	12:30.048	1:01.486	16.744	94.48	1:01.180	3
23	222	C	5 Phil ROOKE	Kawasaki ZX10R - GW HIGHWAYS & CLEARWAY	11	11:40.476	1 Lap	1 Lap	92.74	1:01.475	4
24	163		19 Steve SMULOVIC	Suzuki GSXR1000 - SFC Racing	11	11:51.510	1 Lap	11.034	91.30	1:03.480	8

NOT CLASSIFIED

DNF	86	C	Frederico LOPES	Yamaha R1 - FLR Procurement Ltd	5	5:06.716	7 Laps	6 Laps	96.27	1:00.050	5
-----	----	---	-----------------	---------------------------------	---	----------	--------	--------	-------	----------	---

FASTEST LAP

	26		Josh WAINWRIGHT	Honda CBR1000 - JW MOT Centre	4	56.751			104.06 mph	167.47 kph	
	53	C	Seamus McGLYNN	Yamaha R1 -	12	58.942			100.19 mph	161.24 kph	

Class - 92.5% of Race Speed = 95.20 mph
 Class C - 92.5% of Race Speed = 91.62 mph

Weather / Track : Cloudy / Dry

These results are provisional until the conclusion of any judicial and technical matters.

Race Distance: 12 Laps / 19.68 miles

Silverstone National: 1.6404 miles

Date: 03/04/2022 Start: 14:20 Finish: 14:31

Clerk Of Course :	Stewards :	Timekeeper : Craig Smith
-------------------	------------	--------------------------

Results can be found at www.tsl-timing.com

Printed - 14:33 Sunday, 03 April 2022



BMCRC - MRO Championships 2022 - Rnd 2 @ Silverstone National

Reactive Parts MRO Powerbikes & Clubman 1000

RACE 14 - LAP CHART

LAP 1 @ 14:21:16.331

NO	BEHIND	LAP TIME
99		59.333
26	0.283	59.616
25	0.376	59.709
9	1.245	1:00.578
12	1.391	1:00.724
711	1.565	1:00.898
48	1.938	1:01.271
98	2.601	1:01.934
8	2.784	1:02.117
52	2.809	1:02.142
2	2.932	1:02.265
53	3.765	1:03.098
73	4.377	1:03.710
6	4.647	1:03.980
57	5.452	1:04.785
60	5.846	1:05.179
86	6.121	1:05.454
19	6.207	1:05.540
141	6.527	1:05.860
16	7.069	1:06.402
32	7.348	1:06.681
110	7.590	1:06.923
222	7.799	1:07.132
7	7.987	1:07.320
163	9.727	1:09.060

LAP 2 @ 14:22:13.641

NO	BEHIND	LAP TIME
99		57.310
25	0.001	56.935
26	0.238	57.265
12	2.085	58.004
48	2.168	57.540
9	2.485	58.550
711	2.940	58.685
52	3.094	57.595
98	3.872	58.581
2	4.031	58.409
8	4.643	59.169
53	5.704	59.249
73	6.597	59.530
6	7.695	1:00.358
57	8.770	1:00.628
60	9.081	1:00.545
141	9.240	1:00.023
86	9.378	1:00.567
16	9.867	1:00.108
19	10.056	1:01.159
110	10.332	1:00.052
32	10.880	1:00.842
7	12.073	1:01.396
222	13.997	1:03.508
163	16.832	1:04.415

LAP 3 @ 14:23:10.933

NO	BEHIND	LAP TIME
99		57.292
26	0.221	57.275
25	0.450	57.741
12	2.373	57.580
48	2.574	57.698
9	3.152	57.959

52	3.553	57.751
711	3.645	57.997
98	4.554	57.974
2	4.662	57.923
8	5.833	58.482
53	7.553	59.141
73	8.352	59.047
6	10.563	1:00.160
57	11.964	1:00.486
86	12.534	1:00.448
60	12.807	1:01.018
141	12.957	1:01.009
16	13.316	1:00.741
110	13.425	1:00.385
19	13.593	1:00.829
32	14.068	1:00.480
7	15.961	1:01.180
222	18.619	1:01.914
163	24.150	1:04.610

LAP 4 @ 14:24:07.905

NO	BEHIND	LAP TIME
26		56.751
99	0.064	57.036
25	0.656	57.178
12	2.770	57.369
48	2.975	57.373
9	3.617	57.437
52	4.633	58.052
711	4.853	58.180
98	5.714	58.132
2	5.851	58.161
8	7.538	58.677
53	9.771	59.190
73	10.150	58.770
6	13.651	1:00.060
57	14.753	59.761
60	15.374	59.539
141	15.522	59.537
86	15.759	1:00.197
110	15.918	59.465
16	16.190	59.846
32	17.028	59.932
19	17.635	1:01.014
7	21.209	1:02.220
222	23.122	1:01.475
163	31.502	1:04.324

LAP 5 @ 14:25:04.910

NO	BEHIND	LAP TIME
26		57.005
99	0.096	57.037
25	0.578	56.927
48	3.239	57.269
12	3.528	57.763
9	3.827	57.215
52	6.265	58.637
711	6.393	58.545
98	7.163	58.454
2	7.264	58.418
8	9.017	58.484
53	12.455	59.689
73	12.573	59.428
6	16.653	1:00.007
60	18.448	1:00.079

57	18.531	1:00.783
141	18.583	1:00.066
86	18.804	1:00.050
110	19.041	1:00.128
32	19.372	59.349
16	19.783	1:00.598
19	21.361	1:00.731
7	25.952	1:01.748
222	28.167	1:02.050
163	38.266	1:03.769

LAP 6 @ 14:26:02.230

NO	BEHIND	LAP TIME
99		57.224
26	0.288	57.608
25	0.515	57.257
48	3.332	57.413
12	3.653	57.445
9	4.018	57.511
52	7.920	58.975
711	7.945	58.872
2	8.114	58.170
98	8.512	58.669
8	10.543	58.846
53	14.714	59.579
73	15.338	1:00.085
6	19.385	1:00.052
141	21.696	1:00.433
60	21.811	1:00.683
57	22.267	1:01.056
110	22.728	1:01.007
32	22.849	1:00.797
16	23.127	1:00.664
19	24.428	1:00.387
7	30.975	1:02.343
222	33.689	1:02.842
163	45.017	1:04.071

LAP 7 @ 14:26:59.731

NO	BEHIND	LAP TIME
99		57.501
26	0.186	57.399
25	0.316	57.302
48	3.777	57.946
12	3.932	57.780
9	4.132	57.615
711	8.397	57.953
2	8.661	58.048
52	9.144	58.725
98	9.922	58.911
8	11.626	58.584
53	16.406	59.193
73	17.139	59.302
6	21.836	59.952
141	23.828	59.633
60	24.639	1:00.329
110	24.841	59.614
57	25.361	1:00.595
32	25.756	1:00.408
16	26.235	1:00.609
19	27.388	1:00.461
7	35.455	1:01.981
222	40.108	1:03.920
163	51.481	1:03.965

LAP 8 @ 14:27:57.201

NO	BEHIND	LAP TIME
99		57.470
26	0.381	57.665
25	0.478	57.632
48	4.299	57.992
9	4.389	57.727
12	4.835	58.373
711	8.875	57.948
2	9.232	58.041
52	10.355	58.681
98	11.022	58.570
8	13.209	59.053
53	18.288	59.352
73	18.501	58.832
6	24.160	59.794
141	26.448	1:00.090
60	27.527	1:00.358
110	27.614	1:00.243
32	28.034	59.748
57	28.703	1:00.812
16	28.794	1:00.029
19	30.343	1:00.425
7	40.079	1:02.094
222	45.954	1:03.316

LAP 9 @ 14:28:54.457

NO	BEHIND	LAP TIME
99		57.256
163	1 Lap	1:03.480
26	0.391	57.266
25	0.544	57.322
48	4.597	57.554
9	4.651	57.518
12	5.102	57.523
711	9.415	57.796
2	9.694	57.718
52	12.714	59.615
98	12.743	58.977
8	14.792	58.839
53	20.691	59.659
73	20.954	59.709
6	26.410	59.506
141	28.618	59.426
60	30.064	59.793
110	30.221	59.863
32	30.320	59.542
57	31.530	1:00.083
16	32.096	1:00.558
19	33.467	1:00.380
7	45.313	1:02.490
222	52.445	1:03.747

LAP 10 @ 14:29:51.501

NO	BEHIND	LAP TIME
99		57.044
26	0.491	57.144
25	0.593	57.093
48	5.693	58.140
9	5.823	58.216
12	6.397	58.339
163	1 Lap	1:03.994
711	10.243	57.872
2	10.477	57.827

98	14.014	58.315
52	15.512	59.842
8	16.433	58.685
53	22.750	59.103
73	22.894	58.984
6	28.948	59.582
141	32.025	1:00.451
60	32.771	59.751
32	32.905	59.629
110	33.397	1:00.220
57	34.430	59.944
16	35.780	1:00.728
19	37.195	1:00.772
7	51.200	1:02.931

LAP 11 @ 14:30:48.662

NO	BEHIND	LAP TIME
99		57.161
26	0.375	57.045
25	0.841	57.409
222	1 Lap	1:05.294
48	5.972	57.440
9	6.534	57.872
12	6.660	57.424
711	11.461	58.379
2	11.672	58.356
163	1 Lap	1:04.323
98	15.120	58.267
52	18.211	59.860
8	18.415	59.143
53	24.846	59.257
73	24.994	59.261
6	31.480	59.693
141	34.624	59.760
60	35.076	59.466
32	35.196	59.452
110	36.256	1:00.020
57	36.434	59.165
16	38.521	59.902
19	40.652	1:00.618
7	56.611	1:02.572

LAP 12 @ 14:31:45.560

NO	BEHIND	LAP TIME
99		56.898
26	0.403	56.926
25	1.115	57.172
48	7.191	58.117
9	8.238	58.602
12	8.359	58.597
222	1 Lap	1:05.278
2	12.516	57.742
711	13.044	58.481
98	17.354	59.132
52	21.198	59.885
8	21.287	59.770
163	1 Lap	1:05.499
53	26.890	58.942
73	28.758	1:00.662
6	34.324	59.742
60	37.355	59.177
141	37.494	59.768
32	37.784	59.486
110	39.785	1:00.427
57	39.901	1:00.365

Weather / Track : Cloudy / Dry

Results can be found at www.tsl-timing.com

Page 1 of 2

Silverstone National: 1.6404 miles
Date: 03/04/2022 Start: 14:20 Finish: 14:31

Printed - 14:33 Sunday, 03 April 2022

BMCRC - MRO Championships 2022 - Rnd 2 @ Silverstone National

Reactive Parts MRO Powerbikes & Clubman 1000

RACE 14 - LAP CHART

16	41.536	59.913
19	44.742	1:00.988
7	1:01.486	1:01.773

BMCRC - MRO Championships 2022 - Rnd 2 @ Silverstone National

Reactive Parts MRO Powerbikes & Clubman 1000

RACE 14 - SECTOR ANALYSIS



SECTOR 1 = FL to I1, SECTOR 2 = I1 to FL, DIFF = Difference To Personal Best Lap, P = Crossed Finish Line in Pit Lane, D = Time Disallowed

P1 99		Bob COLLINS		Honda FIREBLADE - FWR.co.uk			
IDEAL LAP TIME : 56.641		BEST LAP TIME : 56.898		DIFFERENCE : 0.257			
LAP	SECTOR 1	SECTOR 2	LAP TIME	MPH	DIFF	TIME OF DAY	
1 -		24.680	59.333	99.53	2.435	14:21:16.331	
2 -	32.912	24.398	57.310	103.04	0.412	14:22:13.641	
3 -	33.080	24.212	57.292	103.08	0.394	14:23:10.933	
4 -	32.724	24.312	57.036 (2)	103.54	0.138	14:24:07.969	
5 -	33.096	23.941	57.037 (3)	103.54	0.139	14:25:05.006	
6 -	32.700	24.524	57.224	103.20	0.326	14:26:02.230	
7 -	32.988	24.513	57.501	102.70	0.603	14:26:59.731	
8 -	33.098	24.372	57.470	102.76	0.572	14:27:57.201	
9 -	32.813	24.443	57.256	103.14	0.358	14:28:54.457	
10 -	32.867	24.177	57.044	103.52	0.146	14:29:51.501	
11 -	32.754	24.407	57.161	103.31	0.263	14:30:48.662	
12 -	32.749	24.149	56.898 (1)	103.79		14:31:45.560	

P2 26		Josh WAINWRIGHT		Honda CBR1000 - JW MOT Centre			
IDEAL LAP TIME : 56.700		BEST LAP TIME : 56.751		DIFFERENCE : 0.051			
LAP	SECTOR 1	SECTOR 2	LAP TIME	MPH	DIFF	TIME OF DAY	
1 -		24.764	59.616	99.06	2.865	14:21:16.614	
2 -	33.119	24.146	57.265	103.12	0.514	14:22:13.879	
3 -	33.082	24.193	57.275	103.11	0.524	14:23:11.154	
4 -	32.628	24.123	56.751 (1)	104.06		14:24:07.905	
5 -	32.933	24.072	57.005 (3)	103.59	0.254	14:25:04.910	
6 -	33.044	24.564	57.608	102.51	0.857	14:26:02.518	
7 -	32.962	24.437	57.399	102.88	0.648	14:26:59.917	
8 -	33.048	24.617	57.665	102.41	0.914	14:27:57.582	
9 -	32.952	24.314	57.266	103.12	0.515	14:28:54.848	
10 -	32.820	24.324	57.144	103.34	0.393	14:29:51.992	
11 -	32.787	24.258	57.045	103.52	0.294	14:30:49.037	
12 -	32.699	24.227	56.926 (2)	103.74	0.175	14:31:45.963	

P3 25		Sam SMITH		Yamaha YZF1000 R1 - Exclusiv events			
IDEAL LAP TIME : 56.659		BEST LAP TIME : 56.927		DIFFERENCE : 0.268			
LAP	SECTOR 1	SECTOR 2	LAP TIME	MPH	DIFF	TIME OF DAY	
1 -		24.534	59.709	98.90	2.782	14:21:16.707	
2 -	32.750	24.185	56.935 (2)	103.72	0.008	14:22:13.642	
3 -	33.612	24.129	57.741	102.27	0.814	14:23:11.383	
4 -	32.939	24.239	57.178	103.28	0.251	14:24:08.561	
5 -	33.018	23.909	56.927 (1)	103.74		14:25:05.488	
6 -	33.059	24.198	57.257	103.14	0.330	14:26:02.745	
7 -	33.048	24.254	57.302	103.06	0.375	14:27:00.047	
8 -	33.289	24.343	57.632	102.47	0.705	14:27:57.679	
9 -	33.227	24.095	57.322	103.02	0.395	14:28:55.001	
10 -	32.985	24.108	57.093 (3)	103.43	0.166	14:29:52.094	
11 -	33.131	24.278	57.409	102.87	0.482	14:30:49.503	
12 -	33.066	24.106	57.172	103.29	0.245	14:31:46.675	

BMCRC - MRO Championships 2022 - Rnd 2 @ Silverstone National

Reactive Parts MRO Powerbikes & Clubman 1000

RACE 14 - SECTOR ANALYSIS



SECTOR 1 = FL to I1, SECTOR 2 = I1 to FL, DIFF = Difference To Personal Best Lap, P = Crossed Finish Line in Pit Lane, D = Time Disallowed

P4 48		Nicky WILSON		Suzuki GSXR 1000 - Demon GP/Haslemere Motorcycles			
IDEAL LAP TIME : 57.255		BEST LAP TIME : 57.269		DIFFERENCE : 0.014			
LAP	SECTOR 1	SECTOR 2	LAP TIME	MPH	DIFF	TIME OF DAY	
1 -		25.259	1:01.271	96.38	4.002	14:21:18.269	
2 -	33.029	24.511	57.540	102.63	0.271	14:22:15.809	
3 -	33.093	24.605	57.698	102.35	0.429	14:23:13.507	
4 -	32.909	24.464	57.373 (2)	102.93	0.104	14:24:10.880	
5 -	32.916	24.353	57.269 (1)	103.12		14:25:08.149	
6 -	32.902	24.511	57.413 (3)	102.86	0.144	14:26:05.562	
7 -	33.292	24.654	57.946	101.91	0.677	14:27:03.508	
8 -	33.365	24.627	57.992	101.83	0.723	14:28:01.500	
9 -	33.066	24.488	57.554	102.61	0.285	14:28:59.054	
10 -	33.389	24.751	58.140	101.57	0.871	14:29:57.194	
11 -	32.966	24.474	57.440	102.81	0.171	14:30:54.634	
12 -	33.506	24.611	58.117	101.61	0.848	14:31:52.751	

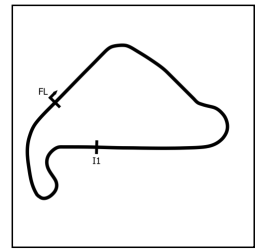
P5 9		Luke DIXON		BMW S1000RR -			
IDEAL LAP TIME : 56.919		BEST LAP TIME : 57.215		DIFFERENCE : 0.296			
LAP	SECTOR 1	SECTOR 2	LAP TIME	MPH	DIFF	TIME OF DAY	
1 -		25.048	1:00.578	97.48	3.363	14:21:17.576	
2 -	33.747	24.803	58.550	100.86	1.335	14:22:16.126	
3 -	32.958	25.001	57.959	101.89	0.744	14:23:14.085	
4 -	33.216	24.221	57.437 (2)	102.81	0.222	14:24:11.522	
5 -	32.698	24.517	57.215 (1)	103.21		14:25:08.737	
6 -	33.158	24.353	57.511 (3)	102.68	0.296	14:26:06.248	
7 -	33.089	24.526	57.615	102.50	0.400	14:27:03.863	
8 -	33.446	24.281	57.727	102.30	0.512	14:28:01.590	
9 -	33.280	24.238	57.518	102.67	0.303	14:28:59.108	
10 -	33.512	24.704	58.216	101.44	1.001	14:29:57.324	
11 -	33.252	24.620	57.872	102.04	0.657	14:30:55.196	
12 -	33.789	24.813	58.602	100.77	1.387	14:31:53.798	

P6 12		Jonathan RAILTON		Kawasaki ZX-10RR -			
IDEAL LAP TIME : 57.301		BEST LAP TIME : 57.369		DIFFERENCE : 0.068			
LAP	SECTOR 1	SECTOR 2	LAP TIME	MPH	DIFF	TIME OF DAY	
1 -		24.928	1:00.724	97.25	3.355	14:21:17.722	
2 -	33.302	24.702	58.004	101.81	0.635	14:22:15.726	
3 -	33.096	24.484	57.580	102.56	0.211	14:23:13.306	
4 -	33.042	24.327	57.369 (1)	102.94		14:24:10.675	
5 -	33.119	24.644	57.763	102.23	0.394	14:25:08.438	
6 -	33.186	24.259	57.445 (3)	102.80	0.076	14:26:05.883	
7 -	33.406	24.374	57.780	102.20	0.411	14:27:03.663	
8 -	33.817	24.556	58.373	101.17	1.004	14:28:02.036	
9 -	33.204	24.319	57.523	102.66	0.154	14:28:59.559	
10 -	33.276	25.063	58.339	101.23	0.970	14:29:57.898	
11 -	33.048	24.376	57.424 (2)	102.84	0.055	14:30:55.322	
12 -	33.762	24.835	58.597	100.78	1.228	14:31:53.919	

BMCRC - MRO Championships 2022 - Rnd 2 @ Silverstone National

Reactive Parts MRO Powerbikes & Clubman 1000

RACE 14 - SECTOR ANALYSIS



SECTOR 1 = FL to I1, SECTOR 2 = I1 to FL, DIFF = Difference To Personal Best Lap, P = Crossed Finish Line in Pit Lane, D = Time Disallowed

P7		2		Peter BAKER		Kawasaki ZX10R - TJ & Peter Baker MC/Dodfrey Eng	
IDEAL LAP TIME : 57.485		BEST LAP TIME : 57.718		DIFFERENCE : 0.233			
LAP	SECTOR 1	SECTOR 2	LAP TIME	MPH	DIFF	TIME OF DAY	
1 -		25.210	1:02.265	94.84	4.547	14:21:19.263	
2 -	33.371	25.038	58.409	101.10	0.691	14:22:17.672	
3 -	33.090	24.833	57.923	101.95	0.205	14:23:15.595	
4 -	33.543	24.618	58.161	101.54	0.443	14:24:13.756	
5 -	33.612	24.806	58.418	101.09	0.700	14:25:12.174	
6 -	33.415	24.755	58.170	101.52	0.452	14:26:10.344	
7 -	33.249	24.799	58.048	101.73	0.330	14:27:08.392	
8 -	33.404	24.637	58.041	101.74	0.323	14:28:06.433	
9 -	32.971	24.747	57.718 (1)	102.31		14:29:04.151	
10 -	33.313	24.514	57.827 (3)	102.12	0.109	14:30:01.978	
11 -	33.260	25.096	58.356	101.20	0.638	14:31:00.334	
12 -	33.139	24.603	57.742 (2)	102.27	0.024	14:31:58.076	

P8		711		Ritchie THORNTON		Kawasaki ZX10R - Team 71	
IDEAL LAP TIME : 57.545		BEST LAP TIME : 57.796		DIFFERENCE : 0.251			
LAP	SECTOR 1	SECTOR 2	LAP TIME	MPH	DIFF	TIME OF DAY	
1 -		25.017	1:00.898	96.97	3.102	14:21:17.896	
2 -	33.984	24.701	58.685	100.63	0.889	14:22:16.581	
3 -	32.870	25.127	57.997	101.82	0.201	14:23:14.578	
4 -	33.505	24.675	58.180	101.50	0.384	14:24:12.758	
5 -	33.618	24.927	58.545	100.87	0.749	14:25:11.303	
6 -	33.619	25.253	58.872	100.31	1.076	14:26:10.175	
7 -	33.222	24.731	57.953	101.90	0.157	14:27:08.128	
8 -	33.107	24.841	57.948 (3)	101.91	0.152	14:28:06.076	
9 -	33.042	24.754	57.796 (1)	102.18		14:29:03.872	
10 -	33.126	24.746	57.872 (2)	102.04	0.076	14:30:01.744	
11 -	33.314	25.065	58.379	101.16	0.583	14:31:00.123	
12 -	33.652	24.829	58.481	100.98	0.685	14:31:58.604	

P9		98		Rick DICKINSON		Ducati PANIGALE V4 - MotorcycleRaceParts.co.uk	
IDEAL LAP TIME : 57.875		BEST LAP TIME : 57.974		DIFFERENCE : 0.099			
LAP	SECTOR 1	SECTOR 2	LAP TIME	MPH	DIFF	TIME OF DAY	
1 -		25.562	1:01.934	95.35	3.960	14:21:18.932	
2 -	33.274	25.307	58.581	100.81	0.607	14:22:17.513	
3 -	33.106	24.868	57.974 (1)	101.86		14:23:15.487	
4 -	33.266	24.866	58.132 (2)	101.59	0.158	14:24:13.619	
5 -	33.377	25.077	58.454	101.03	0.480	14:25:12.073	
6 -	33.900	24.769	58.669	100.66	0.695	14:26:10.742	
7 -	33.799	25.112	58.911	100.24	0.937	14:27:09.653	
8 -	33.419	25.151	58.570	100.83	0.596	14:28:08.223	
9 -	33.340	25.637	58.977	100.13	1.003	14:29:07.200	
10 -	33.311	25.004	58.315	101.27	0.341	14:30:05.515	
11 -	33.474	24.793	58.267 (3)	101.35	0.293	14:31:03.782	
12 -	34.016	25.116	59.132	99.87	1.158	14:32:02.914	

BMCRC - MRO Championships 2022 - Rnd 2 @ Silverstone National

Reactive Parts MRO Powerbikes & Clubman 1000

RACE 14 - SECTOR ANALYSIS



SECTOR 1 = FL to I1, SECTOR 2 = I1 to FL, DIFF = Difference To Personal Best Lap, P = Crossed Finish Line in Pit Lane, D = Time Disallowed

P10 52		Ben COTGROVE		Yamaha R1 - MFR		
IDEAL LAP TIME : 57.393		BEST LAP TIME : 57.595		DIFFERENCE : 0.202		
LAP	SECTOR 1	SECTOR 2	LAP TIME	MPH	DIFF	TIME OF DAY
1 -		24.986	1:02.142	95.03	4.547	14:21:19.140
2 -	33.214	24.381	57.595 (1)	102.53		14:22:16.735
3 -	33.012	24.739	57.751 (2)	102.26	0.156	14:23:14.486
4 -	33.352	24.700	58.052 (3)	101.73	0.457	14:24:12.538
5 -	33.697	24.940	58.637	100.71	1.042	14:25:11.175
6 -	33.791	25.184	58.975	100.13	1.380	14:26:10.150
7 -	33.866	24.859	58.725	100.56	1.130	14:27:08.875
8 -	33.669	25.012	58.681	100.64	1.086	14:28:07.556
9 -	34.048	25.567	59.615	99.06	2.020	14:29:07.171
10 -	34.014	25.828	59.842	98.68	2.247	14:30:07.013
11 -	34.276	25.584	59.860	98.65	2.265	14:31:06.873
12 -	34.058	25.827	59.885	98.61	2.290	14:32:06.758

P11 8		John BUTLER		Kawasaki ZX10RR - Butler-Hills Ltd		
IDEAL LAP TIME : 58.383		BEST LAP TIME : 58.482		DIFFERENCE : 0.099		
LAP	SECTOR 1	SECTOR 2	LAP TIME	MPH	DIFF	TIME OF DAY
1 -		25.528	1:02.117	95.07	3.635	14:21:19.115
2 -	33.943	25.226	59.169	99.81	0.687	14:22:18.284
3 -	33.319	25.163	58.482 (1)	100.98		14:23:16.766
4 -	33.425	25.252	58.677	100.64	0.195	14:24:15.443
5 -	33.420	25.064	58.484 (2)	100.97	0.002	14:25:13.927
6 -	33.734	25.112	58.846	100.35	0.364	14:26:12.773
7 -	33.403	25.181	58.584 (3)	100.80	0.102	14:27:11.357
8 -	33.807	25.246	59.053	100.00	0.571	14:28:10.410
9 -	33.436	25.403	58.839	100.36	0.357	14:29:09.249
10 -	33.565	25.120	58.685	100.63	0.203	14:30:07.934
11 -	33.594	25.549	59.143	99.85	0.661	14:31:07.077
12 -	33.955	25.815	59.770	98.80	1.288	14:32:06.847

P12 53 C		Seamus McGLYNN		Yamaha R1 -		
IDEAL LAP TIME : 58.715		BEST LAP TIME : 58.942		DIFFERENCE : 0.227		
LAP	SECTOR 1	SECTOR 2	LAP TIME	MPH	DIFF	TIME OF DAY
1 -		25.396	1:03.098	93.59	4.156	14:21:20.096
2 -	33.634	25.615	59.249	99.67	0.307	14:22:19.345
3 -	33.696	25.445	59.141 (3)	99.85	0.199	14:23:18.486
4 -	33.663	25.527	59.190	99.77	0.248	14:24:17.676
5 -	34.023	25.666	59.689	98.94	0.747	14:25:17.365
6 -	34.278	25.301	59.579	99.12	0.637	14:26:16.944
7 -	33.962	25.231	59.193	99.76	0.251	14:27:16.137
8 -	33.926	25.426	59.352	99.50	0.410	14:28:15.489
9 -	34.069	25.590	59.659	98.99	0.717	14:29:15.148
10 -	33.887	25.216	59.103 (2)	99.92	0.161	14:30:14.251
11 -	34.176	25.081	59.257	99.66	0.315	14:31:13.508
12 -	33.854	25.088	58.942 (1)	100.19		14:32:12.450

BMCRC - MRO Championships 2022 - Rnd 2 @ Silverstone National

Reactive Parts MRO Powerbikes & Clubman 1000

RACE 14 - SECTOR ANALYSIS



SECTOR 1 = FL to I1, SECTOR 2 = I1 to FL, DIFF = Difference To Personal Best Lap, P = Crossed Finish Line in Pit Lane, D = Time Disallowed

P13 73		James KELLY		Ducati 955 - Art of racing			
IDEAL LAP TIME : 58.684		BEST LAP TIME : 58.770		DIFFERENCE : 0.086			
LAP	SECTOR 1	SECTOR 2	LAP TIME	MPH	DIFF	TIME OF DAY	
1 -		25.794	1:03.710	92.69	4.940	14:21:20.708	
2 -	34.287	25.243	59.530	99.20	0.760	14:22:20.238	
3 -	34.078	24.969	59.047	100.01	0.277	14:23:19.285	
4 -	33.989	24.781	58.770 (1)	100.48		14:24:18.055	
5 -	34.240	25.188	59.428	99.37	0.658	14:25:17.483	
6 -	35.225	24.860	1:00.085	98.28	1.315	14:26:17.568	
7 -	34.162	25.140	59.302	99.58	0.532	14:27:16.870	
8 -	34.137	24.695	58.832 (2)	100.38	0.062	14:28:15.702	
9 -	34.841	24.868	59.709	98.90	0.939	14:29:15.411	
10 -	34.183	24.801	58.984 (3)	100.12	0.214	14:30:14.395	
11 -	34.524	24.737	59.261	99.65	0.491	14:31:13.656	
12 -	35.172	25.490	1:00.662	97.35	1.892	14:32:14.318	

P14 6		Peter HASLER		Ducati 959 PANIGALE - Art of racing			
IDEAL LAP TIME : 59.506		BEST LAP TIME : 59.506		DIFFERENCE : 0.000			
LAP	SECTOR 1	SECTOR 2	LAP TIME	MPH	DIFF	TIME OF DAY	
1 -		25.630	1:03.980	92.30	4.474	14:21:20.978	
2 -	35.069	25.289	1:00.358	97.84	0.852	14:22:21.336	
3 -	34.948	25.212	1:00.160	98.16	0.654	14:23:21.496	
4 -	34.991	25.069	1:00.060	98.32	0.554	14:24:21.556	
5 -	35.044	24.963	1:00.007	98.41	0.501	14:25:21.563	
6 -	34.892	25.160	1:00.052	98.34	0.546	14:26:21.615	
7 -	35.046	24.906	59.952	98.50	0.446	14:27:21.567	
8 -	34.799	24.995	59.794	98.76	0.288	14:28:21.361	
9 -	34.721	24.785	59.506 (1)	99.24		14:29:20.867	
10 -	34.754	24.828	59.582 (2)	99.11	0.076	14:30:20.449	
11 -	34.773	24.920	59.693 (3)	98.93	0.187	14:31:20.142	
12 -	34.788	24.954	59.742	98.85	0.236	14:32:19.884	

P15 60		Jack YOUNGE		Kawasaki ZX10R - Chase Timber products			
IDEAL LAP TIME : 59.177		BEST LAP TIME : 59.177		DIFFERENCE : 0.000			
LAP	SECTOR 1	SECTOR 2	LAP TIME	MPH	DIFF	TIME OF DAY	
1 -		26.429	1:05.179	90.60	6.002	14:21:22.177	
2 -	34.504	26.041	1:00.545	97.54	1.368	14:22:22.722	
3 -	34.417	26.601	1:01.018	96.78	1.841	14:23:23.740	
4 -	33.975	25.564	59.539 (3)	99.18	0.362	14:24:23.279	
5 -	34.085	25.994	1:00.079	98.29	0.902	14:25:23.358	
6 -	34.726	25.957	1:00.683	97.31	1.506	14:26:24.041	
7 -	34.356	25.973	1:00.329	97.89	1.152	14:27:24.370	
8 -	34.464	25.894	1:00.358	97.84	1.181	14:28:24.728	
9 -	34.127	25.666	59.793	98.76	0.616	14:29:24.521	
10 -	34.081	25.670	59.751	98.83	0.574	14:30:24.272	
11 -	33.838	25.628	59.466 (2)	99.31	0.289	14:31:23.738	
12 -	33.729	25.448	59.177 (1)	99.79		14:32:22.915	

BMCRC - MRO Championships 2022 - Rnd 2 @ Silverstone National

Reactive Parts MRO Powerbikes & Clubman 1000

RACE 14 - SECTOR ANALYSIS



SECTOR 1 = FL to I1, SECTOR 2 = I1 to FL, DIFF = Difference To Personal Best Lap, P = Crossed Finish Line in Pit Lane, D = Time Disallowed

P16 141		Ramone HUNTE		Yamaha R1 - my wallet.com			
IDEAL LAP TIME : 59.322		BEST LAP TIME : 59.426		DIFFERENCE : 0.104			
LAP	SECTOR 1	SECTOR 2	LAP TIME	MPH	DIFF	TIME OF DAY	
1 -		26.939	1:05.860	89.67	6.434	14:21:22.858	
2 -	34.301	25.722	1:00.023	98.39	0.597	14:22:22.881	
3 -	34.540	26.469	1:01.009	96.79	1.583	14:23:23.890	
4 -	33.994	25.543	59.537 (2)	99.19	0.111	14:24:23.427	
5 -	33.973	26.093	1:00.066	98.31	0.640	14:25:23.493	
6 -	34.726	25.707	1:00.433	97.72	1.007	14:26:23.926	
7 -	34.184	25.449	59.633 (3)	99.03	0.207	14:27:23.559	
8 -	33.977	26.113	1:00.090	98.28	0.664	14:28:23.649	
9 -	33.873	25.553	59.426 (1)	99.37		14:29:23.075	
10 -	34.540	25.911	1:00.451	97.69	1.025	14:30:23.526	
11 -	34.050	25.710	59.760	98.82	0.334	14:31:23.286	
12 -	34.002	25.766	59.768	98.80	0.342	14:32:23.054	

P17 32		Martin MORRIS		BMW S1000RR - Morris Racing, Obsession Engineering			
IDEAL LAP TIME : 58.867		BEST LAP TIME : 59.349		DIFFERENCE : 0.482			
LAP	SECTOR 1	SECTOR 2	LAP TIME	MPH	DIFF	TIME OF DAY	
1 -		27.116	1:06.681	88.56	7.332	14:21:23.679	
2 -	34.627	26.215	1:00.842	97.06	1.493	14:22:24.521	
3 -	34.479	26.001	1:00.480	97.64	1.131	14:23:25.001	
4 -	34.406	25.526	59.932	98.53	0.583	14:24:24.933	
5 -	33.985	25.364	59.349 (1)	99.50		14:25:24.282	
6 -	34.765	26.032	1:00.797	97.13	1.448	14:26:25.079	
7 -	34.355	26.053	1:00.408	97.76	1.059	14:27:25.487	
8 -	34.510	25.238	59.748	98.84	0.399	14:28:25.235	
9 -	34.221	25.321	59.542	99.18	0.193	14:29:24.777	
10 -	34.487	25.142	59.629	99.04	0.280	14:30:24.406	
11 -	33.860	25.592	59.452 (2)	99.33	0.103	14:31:23.858	
12 -	33.725	25.761	59.486 (3)	99.27	0.137	14:32:23.344	

P18 110 C		Michael CLARKE		Yamaha R1 - BIKEBASE - MX5 PARTS WAREHOUSE			
IDEAL LAP TIME : 59.390		BEST LAP TIME : 59.465		DIFFERENCE : 0.075			
LAP	SECTOR 1	SECTOR 2	LAP TIME	MPH	DIFF	TIME OF DAY	
1 -		26.959	1:06.923	88.24	7.458	14:21:23.921	
2 -	34.697	25.355	1:00.052	98.34	0.587	14:22:23.973	
3 -	34.622	25.763	1:00.385	97.80	0.920	14:23:24.358	
4 -	34.145	25.320	59.465 (1)	99.31		14:24:23.823	
5 -	34.388	25.740	1:00.128	98.21	0.663	14:25:23.951	
6 -	35.204	25.803	1:01.007	96.80	1.542	14:26:24.958	
7 -	34.369	25.245	59.614 (2)	99.06	0.149	14:27:24.572	
8 -	34.666	25.577	1:00.243	98.03	0.778	14:28:24.815	
9 -	34.307	25.556	59.863 (3)	98.65	0.398	14:29:24.678	
10 -	34.881	25.339	1:00.220	98.06	0.755	14:30:24.898	
11 -	34.371	25.649	1:00.020	98.39	0.555	14:31:24.918	
12 -	34.756	25.671	1:00.427	97.73	0.962	14:32:25.345	

BMCRC - MRO Championships 2022 - Rnd 2 @ Silverstone National

Reactive Parts MRO Powerbikes & Clubman 1000

RACE 14 - SECTOR ANALYSIS



SECTOR 1 = FL to I1, SECTOR 2 = I1 to FL, DIFF = Difference To Personal Best Lap, P = Crossed Finish Line in Pit Lane, D = Time Disallowed

P19 57 C		Scott FORBES-COWDRY		Kawasaki ZX10R -		
IDEAL LAP TIME : 59.165		BEST LAP TIME : 59.165		DIFFERENCE : 0.000		
LAP	SECTOR 1	SECTOR 2	LAP TIME	MPH	DIFF	TIME OF DAY
1 -		26.498	1:04.785	91.15	5.620	14:21:21.783
2 -	34.469	26.159	1:00.628	97.40	1.463	14:22:22.411
3 -	34.412	26.074	1:00.486	97.63	1.321	14:23:22.897
4 -	34.162	25.599	59.761 (2)	98.82	0.596	14:24:22.658
5 -	34.491	26.292	1:00.783	97.15	1.618	14:25:23.441
6 -	35.253	25.803	1:01.056	96.72	1.891	14:26:24.497
7 -	34.440	26.155	1:00.595	97.46	1.430	14:27:25.092
8 -	34.742	26.070	1:00.812	97.11	1.647	14:28:25.904
9 -	34.341	25.742	1:00.083	98.29	0.918	14:29:25.987
10 -	34.195	25.749	59.944 (3)	98.51	0.779	14:30:25.931
11 -	33.713	25.452	59.165 (1)	99.81		14:31:25.096
12 -	34.687	25.678	1:00.365	97.83	1.200	14:32:25.461

P20 16		James BUCHANAN		Kawasaki ZX10RR - Bluemotion racing		
IDEAL LAP TIME : 59.411		BEST LAP TIME : 59.846		DIFFERENCE : 0.435		
LAP	SECTOR 1	SECTOR 2	LAP TIME	MPH	DIFF	TIME OF DAY
1 -		26.794	1:06.402	88.93	6.556	14:21:23.400
2 -	34.695	25.413	1:00.108	98.25	0.262	14:22:23.508
3 -	34.801	25.940	1:00.741	97.22	0.895	14:23:24.249
4 -	34.922	24.924	59.846 (1)	98.68		14:24:24.095
5 -	34.880	25.718	1:00.598	97.45	0.752	14:25:24.693
6 -	34.737	25.927	1:00.664	97.35	0.818	14:26:25.357
7 -	34.802	25.807	1:00.609	97.43	0.763	14:27:25.966
8 -	34.586	25.443	1:00.029	98.38	0.183	14:28:25.995
9 -	35.282	25.276	1:00.558	97.52	0.712	14:29:26.553
10 -	35.166	25.562	1:00.728	97.24	0.882	14:30:27.281
11 -	34.630	25.272	59.902 (2)	98.58	0.056	14:31:27.183
12 -	34.487	25.426	59.913 (3)	98.57	0.067	14:32:27.096

P21 19		Simon BASTABLE		Ducati V2 - WSCperformance.co.uk		
IDEAL LAP TIME : 59.899		BEST LAP TIME : 1:00.380		DIFFERENCE : 0.481		
LAP	SECTOR 1	SECTOR 2	LAP TIME	MPH	DIFF	TIME OF DAY
1 -		26.004	1:05.540	90.10	5.160	14:21:22.538
2 -	35.793	25.366	1:01.159	96.56	0.779	14:22:23.697
3 -	34.970	25.859	1:00.829	97.08	0.449	14:23:24.526
4 -	35.627	25.387	1:01.014	96.79	0.634	14:24:25.540
5 -	34.765	25.966	1:00.731	97.24	0.351	14:25:26.271
6 -	35.080	25.307	1:00.387 (2)	97.79	0.007	14:26:26.658
7 -	35.149	25.312	1:00.461	97.67	0.081	14:27:27.119
8 -	35.291	25.134	1:00.425 (3)	97.73	0.045	14:28:27.544
9 -	35.113	25.267	1:00.380 (1)	97.80		14:29:27.924
10 -	35.378	25.394	1:00.772	97.17	0.392	14:30:28.696
11 -	35.243	25.375	1:00.618	97.42	0.238	14:31:29.314
12 -	35.412	25.576	1:00.988	96.83	0.608	14:32:30.302

BMCRC - MRO Championships 2022 - Rnd 2 @ Silverstone National

Reactive Parts MRO Powerbikes & Clubman 1000

RACE 14 - SECTOR ANALYSIS



SECTOR 1 = FL to I1, SECTOR 2 = I1 to FL, DIFF = Difference To Personal Best Lap, P = Crossed Finish Line in Pit Lane, D = Time Disallowed

P22		7 C		Seb JENKINS		Suzuki GSX-R 1000 - Mupo Race Suspension - Enpro - DDA grc	
IDEAL LAP TIME : 1:01.127		BEST LAP TIME : 1:01.180		DIFFERENCE : 0.053			
LAP	SECTOR 1	SECTOR 2	LAP TIME	MPH	DIFF	TIME OF DAY	
1 -		26.857	1:07.320	87.72	6.140	14:21:24.318	
2 -	35.268	26.128	1:01.396 (2)	96.18	0.216	14:22:25.714	
3 -	34.999	26.181	1:01.180 (1)	96.52		14:23:26.894	
4 -	35.729	26.491	1:02.220	94.91	1.040	14:24:29.114	
5 -	35.415	26.333	1:01.748 (3)	95.64	0.568	14:25:30.862	
6 -	35.626	26.717	1:02.343	94.72	1.163	14:26:33.205	
7 -	35.434	26.547	1:01.981	95.28	0.801	14:27:35.186	
8 -	35.490	26.604	1:02.094	95.10	0.914	14:28:37.280	
9 -	35.724	26.766	1:02.490	94.50	1.310	14:29:39.770	
10 -	36.042	26.889	1:02.931	93.84	1.751	14:30:42.701	
11 -	35.972	26.600	1:02.572	94.38	1.392	14:31:45.273	
12 -	35.513	26.260	1:01.773	95.60	0.593	14:32:47.046	

P23		222 C		Phil ROOKE		Kawasaki ZX10R - GW HIGHWAYS & CLEARWAY TRAFFIC S	
IDEAL LAP TIME : 1:00.955		BEST LAP TIME : 1:01.475		DIFFERENCE : 0.520			
LAP	SECTOR 1	SECTOR 2	LAP TIME	MPH	DIFF	TIME OF DAY	
1 -		27.343	1:07.132	87.97	5.657	14:21:24.130	
2 -	34.565	28.943	1:03.508	92.99	2.033	14:22:27.638	
3 -	35.292	26.622	1:01.914 (2)	95.38	0.439	14:23:29.552	
4 -	35.085	26.390	1:01.475 (1)	96.06		14:24:31.027	
5 -	35.446	26.604	1:02.050 (3)	95.17	0.575	14:25:33.077	
6 -	35.638	27.204	1:02.842	93.97	1.367	14:26:35.919	
7 -	36.283	27.637	1:03.920	92.39	2.445	14:27:39.839	
8 -	35.975	27.341	1:03.316	93.27	1.841	14:28:43.155	
9 -	35.786	27.961	1:03.747	92.64	2.272	14:29:46.902	
10 -	36.691	28.603	1:05.294	90.44	3.819	14:30:52.196	
11 -	36.896	28.382	1:05.278	90.46	3.803	14:31:57.474	

P24		163		Steve SMULOVIC		Suzuki GSXR1000 - SFC Racing	
IDEAL LAP TIME : 1:03.456		BEST LAP TIME : 1:03.480		DIFFERENCE : 0.024			
LAP	SECTOR 1	SECTOR 2	LAP TIME	MPH	DIFF	TIME OF DAY	
1 -		27.331	1:09.060	85.51	5.580	14:21:26.058	
2 -	37.315	27.100	1:04.415	91.68	0.935	14:22:30.473	
3 -	36.895	27.715	1:04.610	91.40	1.130	14:23:35.083	
4 -	37.144	27.180	1:04.324	91.81	0.844	14:24:39.407	
5 -	36.781	26.988	1:03.769 (2)	92.61	0.289	14:25:43.176	
6 -	36.885	27.186	1:04.071	92.17	0.591	14:26:47.247	
7 -	36.586	27.379	1:03.965 (3)	92.32	0.485	14:27:51.212	
8 -	36.468	27.012	1:03.480 (1)	93.03		14:28:54.692	
9 -	36.674	27.320	1:03.994	92.28	0.514	14:29:58.686	
10 -	37.065	27.258	1:04.323	91.81	0.843	14:31:03.009	
11 -	37.074	28.425	1:05.499	90.16	2.019	14:32:08.508	

P25		86 C		Frederico LOPES		Yamaha R1 - FLR Procurement Ltd	
IDEAL LAP TIME : 1:00.197		BEST LAP TIME : 1:00.050		DIFFERENCE : -0.147			
LAP	SECTOR 1	SECTOR 2	LAP TIME	MPH	DIFF	TIME OF DAY	
1 -			1:05.454	90.22	5.404	14:21:22.452	
2 -			1:00.567	97.50	0.517	14:22:23.019	
3 -	34.432	26.016	1:00.448 (3)	97.69	0.398	14:23:23.467	
4 -	34.351	25.846	1:00.197 (2)	98.10	0.147	14:24:23.664	
5 -			1:00.050 (1)	98.34		14:25:23.714	

BMCRC - MRO Championships 2022 - Rnd 2 @ Silverstone National

Reactive Parts MRO Powerbikes & Clubman 1000

RACE 14 - BEST SECTORS

SECTOR 1			SECTOR 2			IDEAL / BEST COMPARISON						
POS	NO	NAME	TIME	NO	NAME	TIME	POS	NO	NAME	IDEAL	BEST	DIFF
									PERFECT LAP	56.537		
1	26	WAINWRIGHT	32.628	25	SMITH	23.909	1	99	COLLINS	56.641	56.898	0.257
2	9	DIXON	32.698	99	COLLINS	23.941	2	25	SMITH	56.659	56.927	0.268
3	99	COLLINS	32.700	26	WAINWRIGHT	24.072	3	26	WAINWRIGHT	56.700	56.751	0.051
4	25	SMITH	32.750	9	DIXON	24.221	4	9	DIXON	56.919	57.215	0.296
5	711	THORNTON	32.870	12	RAILTON	24.259	5	48	WILSON	57.255	57.269	0.014
6	48	WILSON	32.902	48	WILSON	24.353	6	12	RAILTON	57.301	57.369	0.068
7	2	BAKER	32.971	52	COTGROVE	24.381	7	52	COTGROVE	57.393	57.595	0.202
8	52	COTGROVE	33.012	2	BAKER	24.514	8	2	BAKER	57.485	57.718	0.233
9	12	RAILTON	33.042	711	THORNTON	24.675	9	711	THORNTON	57.545	57.796	0.251
10	98	DICKINSON	33.106	73	KELLY	24.695	10	98	DICKINSON	57.875	57.974	0.099
11	8	BUTLER	33.319	98	DICKINSON	24.769	11	8	BUTLER	58.383	58.482	0.099
12	53	McGLYNN	33.634	6	HASLER	24.785	12	73	KELLY	58.684	58.770	0.086
13	57	FORBES-COWDRY	33.713	16	BUCHANAN	24.924	13	53	McGLYNN	58.715	58.942	0.227
14	32	MORRIS	33.725	8	BUTLER	25.064	14	32	MORRIS	58.867	59.349	0.482
15	60	YOUNGE	33.729	53	McGLYNN	25.081	15	57	FORBES-COWDRY	59.165	59.165	0.000
16	141	HUNTE	33.873	19	BASTABLE	25.134	16	60	YOUNGE	59.177	59.177	0.000
17	73	KELLY	33.989	32	MORRIS	25.142	17	141	HUNTE	59.322	59.426	0.104
18	110	CLARKE	34.145	110	CLARKE	25.245	18	110	CLARKE	59.390	59.465	0.075
19	86	LOPES	34.351	60	YOUNGE	25.448	19	16	BUCHANAN	59.411	59.846	0.435
20	16	BUCHANAN	34.487	141	HUNTE	25.449	20	6	HASLER	59.506	59.506	0.000
21	222	ROOKE	34.565	57	FORBES-COWDRY	25.452	21	19	BASTABLE	59.899	1:00.380	0.481
22	6	HASLER	34.721	86	LOPES	25.846	22	86	LOPES	1:00.197	1:00.050	-0.147
23	19	BASTABLE	34.765	7	JENKINS	26.128	23	222	ROOKE	1:00.955	1:01.475	0.520
24	7	JENKINS	34.999	222	ROOKE	26.390	24	7	JENKINS	1:01.127	1:01.180	0.053
25	163	SMULOVIC	36.468	163	SMULOVIC	26.988	25	163	SMULOVIC	1:03.456	1:03.480	0.024

BMCRC - MRO Championships 2022 - Rnd 2 @ Silverstone National

Reactive Parts MRO Powerbikes & Clubman 1000

RACE 14 - STATISTICS

Competitors Started 25
Planned Start 2022-04-03 @ 14:40:00.000
Actual Start 2022-04-03 @ 14:20:16.998
Finish Time 2022-04-03 @ 14:31:45.559
Track Length 1.6404mi.
Total Laps 291
Total Distance Covered 477.3748mi.

Session Fastest Lap History

NO	CL	NAME	LAP TIME	TIME OF DAY	LAP	VEHICLE
99		Bob COLLINS	57.310	14:22:13.641	2	Honda FIREBLADE
25		Sam SMITH	56.935	14:22:13.642	2	Yamaha YZF1000 R1
26		Josh WAINWRIGHT	56.751	14:24:07.918	4	Honda CBR1000

Session Leader History

NO	CL	NAME	FROM LAP	LAPS LED	DISTANCE	VEHICLE
99		Bob COLLINS	1	3	4.92 miles	Honda FIREBLADE
26		Josh WAINWRIGHT	4	2	3.28 miles	Honda CBR1000
99		Bob COLLINS	6	7	11.48 miles	Honda FIREBLADE

Flag History

TYPE	TIME OF DAY
GREEN	14:20:16.998
FINISH	14:31:45.559

Flag Statistics

TYPE	COUNT	TOTAL LAPS	TOTAL TIME
Green	1	12	12:37.657
Red	0	0	0.000
Safety Car	0	0	0.000
FCY	0	0	0.000

BMCRC - MRO Championships 2022 - Rnd 2 @ Silverstone National

Reactive Parts MRO Powerbikes & Clubman 1000

RACE 14 - STATISTICS

CLASS :

19 Starters

Fastest Lap History

NO	NAME	LAP TIME	TIME OF DAY	LAP	VEHICLE
99	Bob COLLINS	57.310	14:22:13.641	2	Honda FIREBLADE
25	Sam SMITH	56.935	14:22:13.642	2	Yamaha YZF1000 R1
26	Josh WAINWRIGHT	56.751	14:24:07.918	4	Honda CBR1000

Leader History

NO	NAME	FROM LAP	LAPS LED	DISTANCE	VEHICLE
99	Bob COLLINS	1	3	4.92 miles	Honda FIREBLADE
26	Josh WAINWRIGHT	4	2	3.28 miles	Honda CBR1000
99	Bob COLLINS	6	7	11.48 miles	Honda FIREBLADE

BMCRC - MRO Championships 2022 - Rnd 2 @ Silverstone National

Reactive Parts MRO Powerbikes & Clubman 1000

RACE 14 - STATISTICS

CLASS : C

6 Starters

Fastest Lap History

NO	NAME	LAP TIME	TIME OF DAY	LAP	VEHICLE
53	Seamus McGLYNN	59.249	14:22:19.351	2	Yamaha R1
53	Seamus McGLYNN	59.141	14:23:18.491	3	Yamaha R1
53	Seamus McGLYNN	59.103	14:30:14.258	10	Yamaha R1
53	Seamus McGLYNN	58.942	14:32:12.456	12	Yamaha R1

Leader History

NO	NAME	FROM LAP	LAPS LED	DISTANCE	VEHICLE
53	Seamus McGLYNN	1	12	19.68 miles	Yamaha R1



L & W CONTRACTORS

BMCRC ROOKIE 600 & 1000



BMCRC-MRO Championships - Round 2
Silverstone National
2nd / 3rd April 2022



Timing & Results Provided by Timing Solutions Ltd

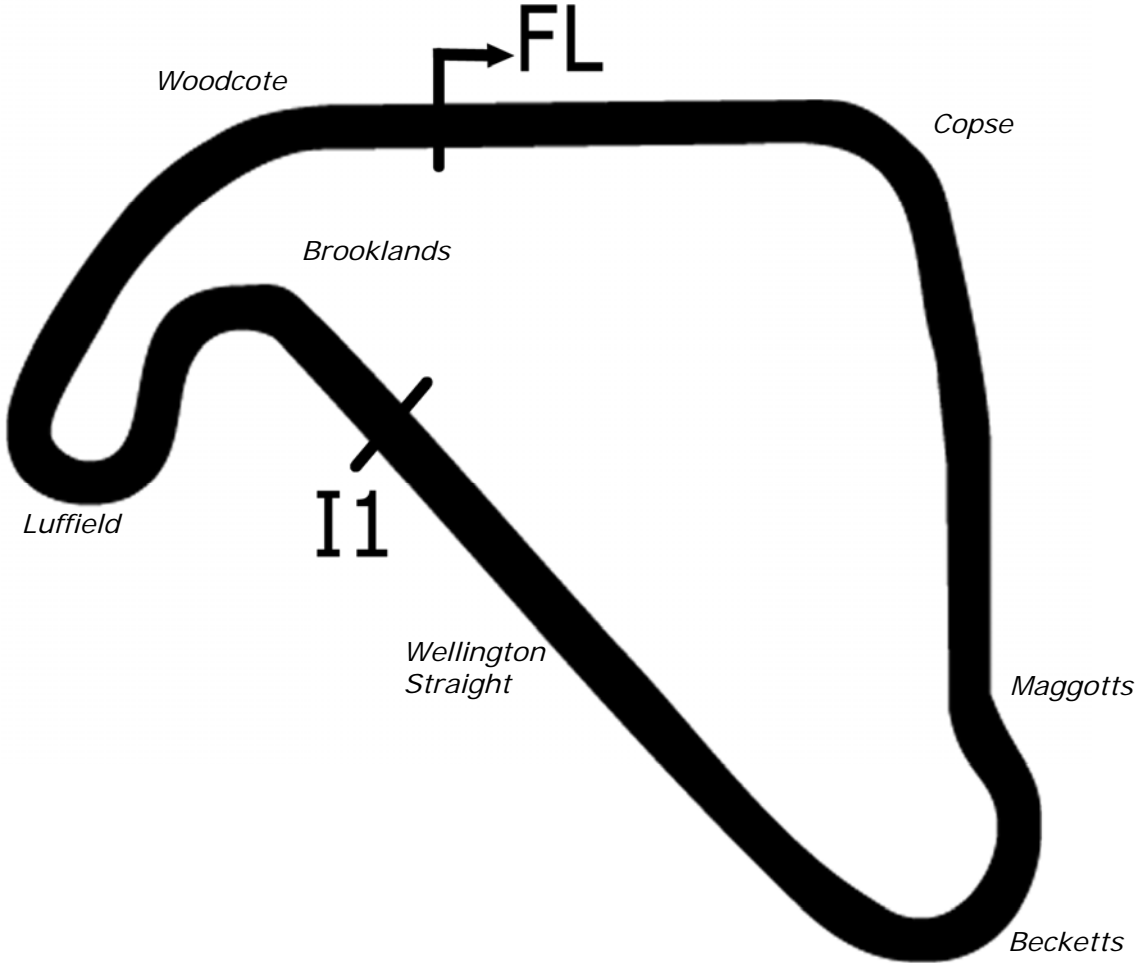
www.tsl-timing.com

Silverstone National



SPORTS TIMING

TIMING SOLUTIONS LTD



Length	1.6404 miles	2640.07 m	
FL		52.07872 N	1.01711 W
I1	1669m	52.07603 N	1.01669 W
Pit Entry	2610m	52.07859 N	1.01758 W
Pit Exit	308m after FL	52.07880 N	1.01268 W
Pit Entry-Pit Exit 336m, 24.2s @50kph, 20.1s @60kph			

All results available at www.tsl-timing.com

BMCRC - MRO Championships 2022 - Rnd 2 @ Silverstone National

BMCRC Rookie 600 & 1000

QUALIFYING - CLASSIFICATION



CONTRACTORS LTD

POS	NO	CL	PIC NAME	ENTRY	TIME	ON	LAPS	GAP	DIFF	MPH
1	224	1000	1 Lee HEALEY	Suzuki GSXR 1000R - F-Tech Fire & Electrical Ltd	1:01.381	8	10			96.21
2	19	600	1 Michael SHEPPHARD	Kawasaki ZX6R - RTR Performance	1:02.848	10	10	1.467	1.467	93.96
3	69*	1000	2 Alfie COKER	Kawasaki ZX10 - Elmech Racing Team	1:02.954	5	7	1.573	0.106	93.80
4	23	1000	3 Harry HINCHCLIFFE	Kawasaki ZX10R - JDL Electrical	1:03.013	6	7	1.632	0.058	93.72
5	34	1000	4 Ben CHEESEMAN	Kawasaki ZX10RR - BCH Services Kent Ltd	1:03.194	8	11	1.813	0.181	93.45
6	449	1000	5 Luke WALLINGTON	Yamaha R1 4C8 - BW Bespoke Developments Ltd	1:03.544	8	11	2.163	0.350	92.93
7	885	600	2 Oliver HOBBS	Kawasaki ZX6R -	1:03.567	8	10	2.186	0.023	92.90
8	56	1000	6 Paul HARRIS	Kawasaki ZX10R - Elmech Racing Team	1:03.988	9	10	2.607	0.421	92.29
9	175	1000	7 Arlindo PESTANA	BMW S1000RR - Pep's racing	1:04.309	8	11	2.928	0.321	91.83
10	63	1000	8 Riccardo BIGUZZI	Bmw S1000RR - Jardiner	1:04.700	11	11	3.319	0.391	91.27
11	125	1000	9 Matthew CHAM	Kawasaki ZX10R - MFM Track Bikes	1:04.826	5	7	3.445	0.126	91.10
12	334	1000	10 Anthony BRANDISH	Suzuki GSXR 1000 - BW bespoke developments ltd	1:04.913	4	11	3.532	0.087	90.97
13	58	600	3 Paul NICHOLAS	Yamaha YZF R6 - Harris Autos Repairs	1:04.935	7	11	3.554	0.022	90.94
14	120	600	4 James GOWER	Yamaha R6 - TeamRubyRacing	1:05.265	10	10	3.884	0.330	90.48
15	46	600	5 Pete MARSH	Kawasaki ZX6R - Zipped Up Racing	1:05.353	6	8	3.972	0.088	90.36
16	45	1000	11 Glenn SMITH	Kawasaki ZX10R -	1:05.570	10	10	4.189	0.217	90.06
17	281	1000	12 Daniel FARLEY	Suzuki GSXR - F-TECH FIRE & ELECTRICAL LTD	1:05.973	10	10	4.592	0.403	89.51
18	18	600	6 Graeme COE	Yamaha R6 -	1:06.010	9	10	4.629	0.037	89.46
19	41	600	7 Toby COOK	Triumph DAYTONA 675 - Brixham Bodyworks	1:06.561	9	10	5.180	0.551	88.72
20	177	600	8 Calogero LAURICELLA	Kawasaki ZX-6R -	1:06.945	8	10	5.564	0.384	88.21
21	222	1000	13 Daniel MERCER	Honda CBR1000RR - McLovin Racing	1:07.325	6	10	5.944	0.380	87.71
22	274	1000	14 Stewart LATIMER	Suzuki GSXR1000 -	1:07.543	7	10	6.162	0.218	87.43
23	12	1000	15 Paul BOXALL	Kawasaki ZX10R - WG Tyres	1:07.729	8	10	6.348	0.186	87.19
24	994	600	9 Scott BACON	Yamaha R6 -	1:08.495	10	10	7.114	0.766	86.22
25	155	600	10 Eliot SMITH	Honda CBR600RR - Pro-Moto Europe Ltd	1:08.775	9	10	7.394	0.280	85.86
26	96	1000	16 Peter SCOTT	Suzuki GSXR750 - South Hill MOT Centre	1:08.862	10	10	7.481	0.087	85.76
27	261	1000	17 Roberto Di GREGORIO	Ducati 899 PANIGALE -	1:09.421	7	10	8.040	0.559	85.07
28	37	1000	18 Adam DAVEY	BMW S1000RR -	1:10.041	9	10	8.660	0.620	84.31
29	84	1000	19 Colin McPHERSON	Kawasaki ZX10R -	1:10.842	9	10	9.461	0.801	83.36
30	888	1000	20 Paul FAGG	Yamaha R1 4C8 -	1:11.131	4	8	9.750	0.289	83.02
31	640	1000	21 Dominic BREWIN	Suzuki GSXR 1000 - The Crown Inn - Heather	1:11.283	4	10	9.902	0.152	82.84
32	42	600	11 Kai EVANS	Kawasaki ZX6R - CBS Ltd Construction and Engineerii	1:13.089	3	5	11.708	1.806	80.80
33	395	600	12 William NICHOLLS	Suzuki GSXR 600 - Will Nicholls Farriery	1:15.096	8	9	13.715	2.007	78.64
34	444	600	13 Micheal HANRAHAN	Yamaha R600 - T G CAD SERVICES/ G and g mobility	1:17.469	7	9	16.088	2.373	76.23

* Bike 69 - Please fit a working transponder

Weather / Track : Sunny / Dry

These results are provisional until the conclusion of any judicial and technical matters.

Silverstone National: 1.6404 miles
Date: 02/04/2022 Start: 09:19 Finish: 09:30

Clerk Of Course :	Stewards :	Timekeeper : Craig Smith
-------------------	------------	--------------------------

Results can be found at www.tsl-timing.com

Printed - 09:32 Saturday, 02 April 2022



BMCRC - MRO Championships 2022 - Rnd 2 @ Silverstone National

BMCRC Rookie 600 & 1000

QUALIFYING - SECTOR ANALYSIS



SECTOR 1 = FL to I1, SECTOR 2 = I1 to FL, DIFF = Difference To Personal Best Lap, P = Crossed Finish Line in Pit Lane, D = Time Disallowed

P1		224 1000		Lee HEALEY		Suzuki GSXR 1000R - F-Tech Fire & Electrical Ltd	
IDEAL LAP TIME : 1:01.313		BEST LAP TIME : 1:01.381		DIFFERENCE : 0.068			
LAP	SECTOR 1	SECTOR 2	LAP TIME	MPH	DIFF	TIME OF DAY	
1 -	48.061	30.852	1:18.913	74.83	17.532	09:21:03.058	
2 -	37.793	29.265	1:07.058	88.06	5.677	09:22:10.116	
3 -	37.962	27.987	1:05.949	89.54	4.568	09:23:16.065	
4 -	35.981	26.390	1:02.371 (3)	94.68	0.990	09:24:18.436	
5 -	35.316	27.528	1:02.844	93.97	1.463	09:25:21.280	
6 -	36.130	27.000	1:03.130	93.54	1.749	09:26:24.410	
7 -	35.618	26.047	1:01.665 (2)	95.77	0.284	09:27:26.075	
8 -	35.266	26.115	1:01.381 (1)	96.21		09:28:27.456	
9 -	42.815	33.056	1:15.871	77.83	14.490	09:29:43.327	
10 -	47.249	31.552	1:18.801	74.94	17.420	09:31:02.128	

P2		19 600		Michael SHEPPHARD		Kawasaki ZX6R - RTR Performance	
IDEAL LAP TIME : 1:02.654		BEST LAP TIME : 1:02.848		DIFFERENCE : 0.194			
LAP	SECTOR 1	SECTOR 2	LAP TIME	MPH	DIFF	TIME OF DAY	
1 -	47.818	29.540	1:17.358	76.34	14.510	09:21:00.389	
2 -	38.510	30.944	1:09.454	85.02	6.606	09:22:09.843	
3 -	49.280	28.456	1:17.736	75.97	14.888	09:23:27.579	
4 -	37.744	28.495	1:06.239	89.15	3.391	09:24:33.818	
5 -	37.446	28.389	1:05.835	89.70	2.987	09:25:39.653	
6 -	37.087	27.618	1:04.705	91.27	1.857	09:26:44.358	
7 -	37.448	28.933	1:06.381	88.96	3.533	09:27:50.739	
8 -	36.789	26.507	1:03.296 (2)	93.30	0.448	09:28:54.035	
9 -	37.024	26.774	1:03.798 (3)	92.56	0.950	09:29:57.833	
10 -	36.147	26.701	1:02.848 (1)	93.96		09:31:00.681	

P3		69 1000		Alfie COKER		Kawasaki ZX10 - Elmech Racing Team	
IDEAL LAP TIME : 1:02.444		BEST LAP TIME : 1:02.954		DIFFERENCE : 0.510			
LAP	SECTOR 1	SECTOR 2	LAP TIME	MPH	DIFF	TIME OF DAY	
1 -	37.189	30.293	1:07.482	87.51	4.527	09:22:14.642	
2 -			1:07.634	87.31	4.679	09:23:22.276	
3 -	39.027	27.712	1:06.739	88.48	3.784	09:24:29.015	
4 -	36.032	27.679	1:03.711 (2)	92.69	0.756	09:25:32.726	
5 -	35.617	27.337	1:02.954 (1)	93.80		09:26:35.680	
6 -	37.369	26.827	1:04.196 (3)	91.99	1.242	09:27:39.877	
7 -	35.702	IN PIT	1:17.715 P	75.99	14.761	09:28:57.592	

P4		23 1000		Harry HINCHCLIFFE		Kawasaki ZX10R - JDL Electrical	
IDEAL LAP TIME : 1:02.874		BEST LAP TIME : 1:03.013		DIFFERENCE : 0.139			
LAP	SECTOR 1	SECTOR 2	LAP TIME	MPH	DIFF	TIME OF DAY	
1 -	45.992	32.583	1:18.575	75.15	15.562	09:20:57.634	
2 -	40.424	30.748	1:11.172	82.97	8.159	09:22:08.806	
3 -	39.140	27.939	1:07.079	88.04	4.066	09:23:15.885	
4 -	38.457	27.672	1:06.129 (3)	89.30	3.116	09:24:22.014	
5 -	36.029	27.095	1:03.124 (2)	93.55	0.111	09:25:25.138	
6 -	35.779	27.234	1:03.013 (1)	93.72		09:26:28.151	
7 -	35.869	IN PIT	1:11.857 P	82.18	8.844	09:27:40.008	

BMCRC - MRO Championships 2022 - Rnd 2 @ Silverstone National

BMCRC Rookie 600 & 1000

QUALIFYING - SECTOR ANALYSIS



SECTOR 1 = FL to I1, SECTOR 2 = I1 to FL, DIFF = Difference To Personal Best Lap, P = Crossed Finish Line in Pit Lane, D = Time Disallowed

P5		34 1000 Ben CHEESEMAN		Kawasaki ZX10RR - BCH Services Kent Ltd			
IDEAL LAP TIME : 1:02.961		BEST LAP TIME : 1:03.194		DIFFERENCE : 0.233			
LAP	SECTOR 1	SECTOR 2	LAP TIME	MPH	DIFF	TIME OF DAY	
1 -	48.169	31.016	1:19.185	74.58	15.991	09:20:54.140	
2 -	39.802	28.305	1:08.107	86.71	4.913	09:22:02.247	
3 -	37.036	28.759	1:05.795	89.75	2.601	09:23:08.042	
4 -	37.596	27.735	1:05.331	90.39	2.137	09:24:13.373	
5 -	37.966	27.278	1:05.244	90.51	2.050	09:25:18.617	
6 -	36.825	27.103	1:03.928	92.37	0.734	09:26:22.545	
7 -	36.179	27.074	1:03.253 (2)	93.36	0.059	09:27:25.798	
8 -	35.946	27.248	1:03.194 (1)	93.45		09:28:28.992	
9 -	41.588	27.883	1:09.471	85.00	6.277	09:29:38.463	
10 -	36.519	27.015	1:03.534 (3)	92.95	0.340	09:30:41.997	
11 -	37.304	28.074	1:05.378	90.33	2.184	09:31:47.375	

P6		449 1000 Luke WALLINGTON		Yamaha R1 4C8 - BW Bespoke Developments Ltd			
IDEAL LAP TIME : 1:03.526		BEST LAP TIME : 1:03.544		DIFFERENCE : 0.018			
LAP	SECTOR 1	SECTOR 2	LAP TIME	MPH	DIFF	TIME OF DAY	
1 -	47.511	31.428	1:18.939	74.81	15.395	09:20:55.152	
2 -	38.283	28.276	1:06.559	88.72	3.015	09:22:01.711	
3 -	37.121	28.640	1:05.761	89.80	2.217	09:23:07.472	
4 -	36.705	27.451	1:04.156	92.05	0.612	09:24:11.628	
5 -	36.835	27.710	1:04.545	91.49	1.001	09:25:16.173	
6 -	37.077	27.504	1:04.581	91.44	1.037	09:26:20.754	
7 -	36.598	27.349	1:03.947 (3)	92.35	0.403	09:27:24.701	
8 -	36.460	27.084	1:03.544 (1)	92.93		09:28:28.245	
9 -	36.811	27.066	1:03.877 (2)	92.45	0.333	09:29:32.122	
10 -	42.501	27.892	1:10.393	83.89	6.849	09:30:42.515	
11 -	40.391	28.611	1:09.002	85.58	5.458	09:31:51.517	

P7		885 600 Oliver HOBBS		Kawasaki ZX6R -			
IDEAL LAP TIME : 1:03.492		BEST LAP TIME : 1:03.567		DIFFERENCE : 0.075			
LAP	SECTOR 1	SECTOR 2	LAP TIME	MPH	DIFF	TIME OF DAY	
1 -	51.197	30.721	1:21.918	72.09	18.351	09:21:02.248	
2 -	38.981	29.110	1:08.091	86.73	4.524	09:22:10.339	
3 -	40.556	29.977	1:10.533	83.72	6.966	09:23:20.872	
4 -	43.393	28.468	1:11.861	82.18	8.294	09:24:32.733	
5 -	38.336	27.220	1:05.556	90.08	1.989	09:25:38.289	
6 -	37.750	27.526	1:05.276	90.47	1.709	09:26:43.565	
7 -	37.723	27.423	1:05.146	90.65	1.579	09:27:48.711	
8 -	36.947	26.620	1:03.567 (1)	92.90		09:28:52.278	
9 -	37.142	26.931	1:04.073 (3)	92.17	0.506	09:29:56.351	
10 -	36.872	26.925	1:03.797 (2)	92.56	0.230	09:31:00.148	

P8		56 1000 Paul HARRIS		Kawasaki ZX10R - Elmech Racing Team			
IDEAL LAP TIME : 1:03.506		BEST LAP TIME : 1:03.988		DIFFERENCE : 0.482			
LAP	SECTOR 1	SECTOR 2	LAP TIME	MPH	DIFF	TIME OF DAY	
1 -	49.584	32.900	1:22.484	71.59	18.496	09:21:05.611	
2 -	38.667	29.454	1:08.121	86.69	4.133	09:22:13.732	
3 -	40.618	29.921	1:10.539	83.72	6.551	09:23:24.271	
4 -	42.446	29.198	1:11.644	82.43	7.656	09:24:35.915	
5 -	39.389	28.112	1:07.501	87.49	3.513	09:25:43.416	
6 -	37.478	27.780	1:05.258 (3)	90.49	1.270	09:26:48.674	
7 -	37.154	27.915	1:05.069 (2)	90.76	1.081	09:27:53.743	
8 -	38.049	28.821	1:06.870	88.31	2.882	09:29:00.613	
9 -	36.452	27.536	1:03.988 (1)	92.29		09:30:04.601	
10 -	40.501	27.054	1:07.555	87.42	3.567	09:31:12.156	

BMCRC - MRO Championships 2022 - Rnd 2 @ Silverstone National

BMCRC Rookie 600 & 1000

QUALIFYING - SECTOR ANALYSIS



SECTOR 1 = FL to I1, SECTOR 2 = I1 to FL, DIFF = Difference To Personal Best Lap, P = Crossed Finish Line in Pit Lane, D = Time Disallowed

P9		175 1000		Arlindo PESTANA		BMW S1000RR - Pep's racing	
IDEAL LAP TIME : 1:04.309		BEST LAP TIME : 1:04.309		DIFFERENCE : 0.000			
LAP	SECTOR 1	SECTOR 2	LAP TIME	MPH	DIFF	TIME OF DAY	
1 -	46.538	32.707	1:19.245	74.52	14.936	09:20:37.999	
2 -	40.306	29.254	1:09.560	84.90	5.251	09:21:47.559	
3 -	37.787	28.416	1:06.203	89.20	1.894	09:22:53.762	
4 -	37.447	27.489	1:04.936 (2)	90.94	0.627	09:23:58.698	
5 -	37.109	39.320	1:16.429	77.26	12.120	09:25:15.127	
6 -	39.406	27.546	1:06.952	88.20	2.643	09:26:22.079	
7 -	37.790	27.784	1:05.574 (3)	90.06	1.265	09:27:27.653	
8 -	36.953	27.356	1:04.309 (1)	91.83		09:28:31.962	
9 -	38.124	27.489	1:05.613	90.00	1.304	09:29:37.575	
10 -	37.535	28.329	1:05.864	89.66	1.555	09:30:43.439	
11 -	38.679	27.923	1:06.602	88.67	2.293	09:31:50.041	

P10		63 1000		Riccardo BIGUZZI		Bmw S1000RR - Jardiner	
IDEAL LAP TIME : 1:04.619		BEST LAP TIME : 1:04.700		DIFFERENCE : 0.081			
LAP	SECTOR 1	SECTOR 2	LAP TIME	MPH	DIFF	TIME OF DAY	
1 -	49.340	31.901	1:21.241	72.69	16.541	09:20:42.285	
2 -	41.389	30.080	1:11.469	82.63	6.769	09:21:53.754	
3 -	39.670	28.449	1:08.119	86.69	3.419	09:23:01.873	
4 -	39.056	28.656	1:07.712	87.21	3.012	09:24:09.585	
5 -	38.846	28.694	1:07.540	87.43	2.840	09:25:17.125	
6 -	39.019	27.741	1:06.760	88.46	2.060	09:26:23.885	
7 -	37.358	27.909	1:05.267 (3)	90.48	0.567	09:27:29.152	
8 -	37.379	28.002	1:05.381	90.32	0.681	09:28:34.533	
9 -	37.355	28.248	1:05.603	90.02	0.903	09:29:40.136	
10 -	37.293	27.440	1:04.733 (2)	91.23	0.033	09:30:44.869	
11 -	37.179	27.521	1:04.700 (1)	91.27		09:31:49.569	

P11		125 1000		Matthew CHAM		Kawasaki ZX10R - MFM Track Bikes	
IDEAL LAP TIME : 1:04.826		BEST LAP TIME : 1:04.826		DIFFERENCE : 0.000			
LAP	SECTOR 1	SECTOR 2	LAP TIME	MPH	DIFF	TIME OF DAY	
1 -	49.245	31.592	1:20.837	73.05	16.011	09:21:04.625	
2 -	38.317	28.798	1:07.115 (3)	87.99	2.289	09:22:11.740	
3 -	40.959	IN PIT	1:16.056 P	77.64	11.230	09:23:27.796	
4 -	OUTLAP	29.114	1:28.080	67.04	23.254	09:24:55.876	
5 -	36.911	27.915	1:04.826 (1)	91.10		09:26:00.702	
6 -	37.545	28.101	1:05.646 (2)	89.96	0.820	09:27:06.348	
7 -	42.245	IN PIT	1:19.273 P	74.49	14.447	09:28:25.621	

P12		334 1000		Anthony BRANDISH		Suzuki GSXR 1000 - BW bespoke developments ltd	
IDEAL LAP TIME : 1:04.659		BEST LAP TIME : 1:04.913		DIFFERENCE : 0.254			
LAP	SECTOR 1	SECTOR 2	LAP TIME	MPH	DIFF	TIME OF DAY	
1 -	46.587	31.994	1:18.581	75.15	13.668	09:20:55.413	
2 -	38.671	28.272	1:06.943	88.21	2.030	09:22:02.356	
3 -	37.399	28.411	1:05.810	89.73	0.897	09:23:08.166	
4 -	36.904	28.009	1:04.913 (1)	90.97		09:24:13.079	
5 -	37.737	28.004	1:05.741	89.83	0.828	09:25:18.820	
6 -	37.484	27.755	1:05.239 (3)	90.52	0.326	09:26:24.059	
7 -	37.299	28.167	1:05.466	90.20	0.553	09:27:29.525	
8 -	37.294	28.330	1:05.624	89.99	0.711	09:28:35.149	
9 -	37.841	28.800	1:06.641	88.61	1.728	09:29:41.790	
10 -	37.520	28.059	1:05.579	90.05	0.666	09:30:47.369	
11 -	36.983	28.179	1:05.162 (2)	90.63	0.249	09:31:52.531	

BMCRC - MRO Championships 2022 - Rnd 2 @ Silverstone National

BMCRC Rookie 600 & 1000

QUALIFYING - SECTOR ANALYSIS



SECTOR 1 = FL to I1, SECTOR 2 = I1 to FL, DIFF = Difference To Personal Best Lap, P = Crossed Finish Line in Pit Lane, D = Time Disallowed

P13 58 600 Paul NICHOLAS		Yamaha YZF R6 - Harris Autos Repairs				
IDEAL LAP TIME : 1:04.763		BEST LAP TIME : 1:04.935		DIFFERENCE : 0.172		
LAP	SECTOR 1	SECTOR 2	LAP TIME	MPH	DIFF	TIME OF DAY
1 -	51.744	33.103	1:24.847	69.60	19.912	09:20:50.381
2 -	39.721	28.492	1:08.213	86.57	3.278	09:21:58.594
3 -	39.526	29.616	1:09.142	85.41	4.207	09:23:07.736
4 -	38.214	28.176	1:06.390	88.95	1.455	09:24:14.126
5 -	37.976	27.526	1:05.502 (3)	90.16	0.567	09:25:19.628
6 -	37.986	27.441	1:05.427 (2)	90.26	0.492	09:26:25.055
7 -	37.322	27.613	1:04.935 (1)	90.94		09:27:29.990
8 -	37.381	28.224	1:05.605	90.01	0.670	09:28:35.595
9 -	38.256	31.309	1:09.565	84.89	4.630	09:29:45.160
10 -	37.855	28.127	1:05.982	89.50	1.047	09:30:51.142
11 -	40.599	28.283	1:08.882	85.73	3.947	09:32:00.024

P14 120 600 James GOWER		Yamaha R6 - TeamRubyRacing				
IDEAL LAP TIME : 1:05.265		BEST LAP TIME : 1:05.265		DIFFERENCE : 0.000		
LAP	SECTOR 1	SECTOR 2	LAP TIME	MPH	DIFF	TIME OF DAY
1 -	49.962	34.524	1:24.486	69.90	19.221	09:20:58.625
2 -	40.506	30.262	1:10.768	83.45	5.503	09:22:09.393
3 -	40.581	29.463	1:10.044	84.31	4.779	09:23:19.437
4 -	39.070	27.785	1:06.855	88.33	1.590	09:24:26.292
5 -	38.619	27.689	1:06.308 (3)	89.06	1.043	09:25:32.600
6 -	38.491	28.055	1:06.546	88.74	1.281	09:26:39.146
7 -	40.319	28.042	1:08.361	86.38	3.096	09:27:47.507
8 -	38.152	27.951	1:06.103 (2)	89.34	0.838	09:28:53.610
9 -	38.778	27.630	1:06.408	88.93	1.143	09:30:00.018
10 -	37.699	27.566	1:05.265 (1)	90.48		09:31:05.283

P15 46 600 Pete MARSH		Kawasaki ZX6R - Zipped Up Racing				
IDEAL LAP TIME : 1:05.353		BEST LAP TIME : 1:05.353		DIFFERENCE : 0.000		
LAP	SECTOR 1	SECTOR 2	LAP TIME	MPH	DIFF	TIME OF DAY
1 -	50.630	30.753	1:21.383	72.56	16.030	09:20:51.795
2 -	41.375	29.269	1:10.644	83.59	5.291	09:22:02.439
3 -	40.554	IN PIT	1:15.443 P	78.27	10.090	09:23:17.882
4 -	OUTLAP	28.656	3:58.035	24.81	2:52.682	09:27:15.917
5 -	40.248	28.185	1:08.433	86.29	3.080	09:28:24.350
6 -	37.905	27.448	1:05.353 (1)	90.36		09:29:29.703
7 -	37.954	27.602	1:05.556 (2)	90.08	0.203	09:30:35.259
8 -	39.021	27.657	1:06.678 (3)	88.56	1.325	09:31:41.937

P16 45 1000 Glenn SMITH		Kawasaki ZX10R -				
IDEAL LAP TIME : 1:05.429		BEST LAP TIME : 1:05.570		DIFFERENCE : 0.141		
LAP	SECTOR 1	SECTOR 2	LAP TIME	MPH	DIFF	TIME OF DAY
1 -	48.775	33.891	1:22.666	71.44	17.096	09:20:58.435
2 -	39.604	31.652	1:11.256	82.87	5.686	09:22:09.691
3 -	41.246	30.127	1:11.373	82.74	5.803	09:23:21.064
4 -	40.165	29.484	1:09.649	84.79	4.079	09:24:30.713
5 -	37.393	28.583	1:05.976 (2)	89.51	0.406	09:25:36.689
6 -	37.674	28.960	1:06.634	88.62	1.064	09:26:43.323
7 -	37.974	28.894	1:06.868	88.31	1.298	09:27:50.191
8 -	37.725	28.424	1:06.149 (3)	89.27	0.579	09:28:56.340
9 -	37.600	28.599	1:06.199	89.21	0.629	09:30:02.539
10 -	37.005	28.565	1:05.570 (1)	90.06		09:31:08.109

BMCRC - MRO Championships 2022 - Rnd 2 @ Silverstone National

BMCRC Rookie 600 & 1000

QUALIFYING - SECTOR ANALYSIS



SECTOR 1 = FL to I1, SECTOR 2 = I1 to FL, DIFF = Difference To Personal Best Lap, P = Crossed Finish Line in Pit Lane, D = Time Disallowed

P17 281 1000 Daniel FARLEY		Suzuki GSXR - F-TECH FIRE & ELECTRICAL LTD				
IDEAL LAP TIME : 1:05.973		BEST LAP TIME : 1:05.973		DIFFERENCE : 0.000		
LAP	SECTOR 1	SECTOR 2	LAP TIME	MPH	DIFF	TIME OF DAY
1 -	50.579	32.982	1:23.561	70.67	17.588	09:21:09.123
2 -	42.930	31.254	1:14.184	79.60	8.211	09:22:23.307
3 -	39.566	29.176	1:08.742	85.91	2.769	09:23:32.049
4 -	39.157	29.444	1:08.601	86.08	2.628	09:24:40.650
5 -	38.854	29.043	1:07.897 (3)	86.97	1.924	09:25:48.547
6 -	39.377	29.288	1:08.665	86.00	2.692	09:26:57.212
7 -	37.941	28.523	1:06.464 (2)	88.85	0.491	09:28:03.676
8 -	39.252	28.889	1:08.141	86.66	2.168	09:29:11.817
9 -	38.307	30.251	1:08.558	86.14	2.585	09:30:20.375
10 -	37.805	28.168	1:05.973 (1)	89.51		09:31:26.348

P18 18 600 Graeme COE		Yamaha R6 -				
IDEAL LAP TIME : 1:06.010		BEST LAP TIME : 1:06.010		DIFFERENCE : 0.000		
LAP	SECTOR 1	SECTOR 2	LAP TIME	MPH	DIFF	TIME OF DAY
1 -	50.976	32.662	1:23.638	70.60	17.628	09:20:55.170
2 -	41.444	31.725	1:13.169	80.71	7.159	09:22:08.339
3 -	41.041	32.035	1:13.076	80.81	7.066	09:23:21.415
4 -	40.952	31.141	1:12.093	81.91	6.083	09:24:33.508
5 -	38.986	30.265	1:09.251	85.27	3.241	09:25:42.759
6 -	38.255	29.342	1:07.597 (3)	87.36	1.587	09:26:50.356
7 -	39.123	28.815	1:07.938	86.92	1.928	09:27:58.294
8 -	39.503	29.736	1:09.239	85.29	3.229	09:29:07.533
9 -	37.592	28.418	1:06.010 (1)	89.46		09:30:13.543
10 -	37.877	28.629	1:06.506 (2)	88.79	0.496	09:31:20.049

P19 41 600 Toby COOK		Triumph DAYTONA 675 - Brixham Bodyworks				
IDEAL LAP TIME : 1:06.190		BEST LAP TIME : 1:06.561		DIFFERENCE : 0.371		
LAP	SECTOR 1	SECTOR 2	LAP TIME	MPH	DIFF	TIME OF DAY
1 -	50.393	33.485	1:23.878	70.40	17.317	09:20:56.196
2 -	40.984	31.495	1:12.479	81.48	5.918	09:22:08.675
3 -	40.637	30.817	1:11.454	82.64	4.893	09:23:20.129
4 -	40.005	29.423	1:09.428	85.06	2.867	09:24:29.557
5 -	38.773	29.229	1:08.002	86.84	1.441	09:25:37.559
6 -	38.330	28.270	1:06.600 (2)	88.67	0.039	09:26:44.159
7 -	38.445	30.968	1:09.413	85.08	2.852	09:27:53.572
8 -	39.500	28.228	1:07.728 (3)	87.19	1.167	09:29:01.300
9 -	38.701	27.860	1:06.561 (1)	88.72		09:30:07.861
10 -	48.035	29.970	1:18.005	75.70	11.444	09:31:25.866

P20 177 600 Calogero LAURICELLA		Kawasaki ZX-6R -				
IDEAL LAP TIME : 1:06.864		BEST LAP TIME : 1:06.945		DIFFERENCE : 0.081		
LAP	SECTOR 1	SECTOR 2	LAP TIME	MPH	DIFF	TIME OF DAY
1 -			1:26.128	68.56	19.183	09:21:05.760
2 -	42.135	31.099	1:13.234	80.64	6.289	09:22:18.994
3 -			1:11.262	82.87	4.317	09:23:30.256
4 -			1:09.342	85.16	2.397	09:24:39.598
5 -			1:09.640	84.80	2.695	09:25:49.238
6 -	39.559	28.632	1:08.191	86.60	1.246	09:26:57.429
7 -	39.123	28.475	1:07.598 (3)	87.36	0.653	09:28:05.027
8 -	38.731	28.214	1:06.945 (1)	88.21		09:29:11.972
9 -	39.176	29.802	1:08.978	85.61	2.033	09:30:20.950
10 -	38.821	28.133	1:06.954 (2)	88.20	0.009	09:31:27.904

BMCRC - MRO Championships 2022 - Rnd 2 @ Silverstone National

BMCRC Rookie 600 & 1000

QUALIFYING - SECTOR ANALYSIS



SECTOR 1 = FL to I1, SECTOR 2 = I1 to FL, DIFF = Difference To Personal Best Lap, P = Crossed Finish Line in Pit Lane, D = Time Disallowed

P21 222 1000 Daniel MERCER			Honda CBR1000RR - McLovin Racing			
IDEAL LAP TIME : 1:06.904		BEST LAP TIME : 1:07.325		DIFFERENCE : 0.421		
LAP	SECTOR 1	SECTOR 2	LAP TIME	MPH	DIFF	TIME OF DAY
1 -	49.547	33.706	1:23.253	70.93	15.928	09:20:56.541
2 -	41.071	31.587	1:12.658	81.28	5.333	09:22:09.199
3 -	49.913	30.525	1:20.438	73.41	13.113	09:23:29.637
4 -	46.931	31.066	1:17.997	75.71	10.672	09:24:47.634
5 -	40.419	29.131	1:09.550	84.91	2.225	09:25:57.184
6 -	37.773	29.552	1:07.325 (1)	87.71		09:27:04.509
7 -	38.331	29.682	1:08.013 (3)	86.83	0.688	09:28:12.522
8 -	38.570	29.421	1:07.991 (2)	86.85	0.666	09:29:20.513
9 -	39.421	30.389	1:09.810	84.59	2.485	09:30:30.323
10 -	39.711	IN PIT	1:32.650 P	63.74	25.325	09:32:02.973

P22 274 1000 Stewart LATIMER			Suzuki GSXR1000 -			
IDEAL LAP TIME : 1:07.250		BEST LAP TIME : 1:07.543		DIFFERENCE : 0.293		
LAP	SECTOR 1	SECTOR 2	LAP TIME	MPH	DIFF	TIME OF DAY
1 -	52.192	34.138	1:26.330	68.40	18.787	09:21:07.387
2 -	42.637	29.983	1:12.620	81.32	5.077	09:22:20.007
3 -	40.704	30.364	1:11.068	83.09	3.525	09:23:31.075
4 -	39.831	29.658	1:09.489	84.98	1.946	09:24:40.564
5 -	40.528	29.272	1:09.800	84.60	2.257	09:25:50.364
6 -	39.843	29.288	1:09.131	85.42	1.588	09:26:59.495
7 -	39.058	28.485	1:07.543 (1)	87.43		09:28:07.038
8 -	40.989	28.666	1:09.655	84.78	2.112	09:29:16.693
9 -	39.420	28.760	1:08.180 (2)	86.61	0.637	09:30:24.873
10 -	40.177	28.192	1:08.369 (3)	86.37	0.826	09:31:33.242

P23 12 1000 Paul BOXALL			Kawasaki ZX10R - WG Tyres			
IDEAL LAP TIME : 1:07.570		BEST LAP TIME : 1:07.729		DIFFERENCE : 0.159		
LAP	SECTOR 1	SECTOR 2	LAP TIME	MPH	DIFF	TIME OF DAY
1 -	51.606	31.939	1:23.545	70.68	15.816	09:20:46.230
2 -	40.814	30.270	1:11.084	83.08	3.355	09:21:57.314
3 -	40.395	29.725	1:10.120	84.22	2.391	09:23:07.434
4 -	40.315	30.035	1:10.350	83.94	2.621	09:24:17.784
5 -	39.925	29.561	1:09.486	84.99	1.757	09:25:27.270
6 -	39.452	28.933	1:08.385 (3)	86.35	0.656	09:26:35.655
7 -	38.964	29.578	1:08.542	86.16	0.813	09:27:44.197
8 -	38.637	29.092	1:07.729 (1)	87.19		09:28:51.926
9 -	39.104	29.668	1:08.772	85.87	1.043	09:30:00.698
10 -	38.978	29.360	1:08.338 (2)	86.41	0.609	09:31:09.036

P24 994 600 Scott BACON			Yamaha R6 -			
IDEAL LAP TIME : 1:07.829		BEST LAP TIME : 1:08.495		DIFFERENCE : 0.666		
LAP	SECTOR 1	SECTOR 2	LAP TIME	MPH	DIFF	TIME OF DAY
1 -	51.583	34.096	1:25.679	68.92	17.184	09:21:10.563
2 -	43.861	30.871	1:14.732	79.02	6.237	09:22:25.295
3 -	40.187	30.477	1:10.664	83.57	2.169	09:23:35.959
4 -	40.615	30.486	1:11.101	83.06	2.606	09:24:47.060
5 -	40.155	29.307	1:09.462	85.02	0.967	09:25:56.522
6 -	39.796	29.803	1:09.599	84.85	1.104	09:27:06.121
7 -	41.121	30.387	1:11.508	82.58	3.013	09:28:17.629
8 -	39.528	29.222	1:08.750 (3)	85.90	0.255	09:29:26.379
9 -	39.493	29.072	1:08.565 (2)	86.13	0.070	09:30:34.944
10 -	40.159	28.336	1:08.495 (1)	86.22		09:31:43.439

BMCRC - MRO Championships 2022 - Rnd 2 @ Silverstone National

BMCRC Rookie 600 & 1000

QUALIFYING - SECTOR ANALYSIS



SECTOR 1 = FL to I1, SECTOR 2 = I1 to FL, DIFF = Difference To Personal Best Lap, P = Crossed Finish Line in Pit Lane, D = Time Disallowed

P25 155 600		Eliot SMITH		Honda CBR600RR - Pro-Moto Europe Ltd			
IDEAL LAP TIME : 1:08.775		BEST LAP TIME : 1:08.775		DIFFERENCE : 0.000			
LAP	SECTOR 1	SECTOR 2	LAP TIME	MPH	DIFF	TIME OF DAY	
1 -	48.127	31.631	1:19.758	74.04	10.983	09:20:39.460	
2 -	41.207	29.717	1:10.924	83.26	2.149	09:21:50.384	
3 -	40.235	29.706	1:09.941	84.43	1.166	09:23:00.325	
4 -	40.957	29.877	1:10.834	83.37	2.059	09:24:11.159	
5 -	41.135	30.415	1:11.550	82.53	2.775	09:25:22.709	
6 -	39.998	30.740	1:10.738	83.48	1.963	09:26:33.447	
7 -	40.548	36.829	1:17.377	76.32	8.602	09:27:50.824	
8 -	40.361	29.262	1:09.623 (3)	84.82	0.848	09:29:00.447	
9 -	39.722	29.053	1:08.775 (1)	85.86		09:30:09.222	
10 -	40.434	29.085	1:09.519 (2)	84.95	0.744	09:31:18.741	

P26 96 1000		Peter SCOTT		Suzuki GSXR750 - South Hill MOT Centre			
IDEAL LAP TIME : 1:08.666		BEST LAP TIME : 1:08.862		DIFFERENCE : 0.196			
LAP	SECTOR 1	SECTOR 2	LAP TIME	MPH	DIFF	TIME OF DAY	
1 -	54.156	35.502	1:29.658	65.86	20.796	09:21:08.277	
2 -	44.888	31.988	1:16.876	76.82	8.014	09:22:25.153	
3 -	41.320	30.892	1:12.212	81.78	3.350	09:23:37.365	
4 -	40.212	31.049	1:11.261	82.87	2.399	09:24:48.626	
5 -	40.554	29.935	1:10.489	83.78	1.627	09:25:59.115	
6 -	39.286	30.333	1:09.619 (3)	84.82	0.757	09:27:08.734	
7 -			1:10.026	84.33	1.164	09:28:18.760	
8 -	40.001	29.854	1:09.855	84.54	0.993	09:29:28.615	
9 -	39.296	29.721	1:09.017 (2)	85.56	0.155	09:30:37.632	
10 -	38.945	29.917	1:08.862 (1)	85.76		09:31:46.494	

P27 261 1000		Roberto Di GREGORIO		Ducati 899 PANIGALE -			
IDEAL LAP TIME : 1:08.875		BEST LAP TIME : 1:09.421		DIFFERENCE : 0.546			
LAP	SECTOR 1	SECTOR 2	LAP TIME	MPH	DIFF	TIME OF DAY	
1 -	50.539	34.633	1:25.172	69.33	15.751	09:20:51.932	
2 -	43.451	32.219	1:15.670	78.04	6.249	09:22:07.602	
3 -	41.269	31.870	1:13.139	80.74	3.718	09:23:20.741	
4 -	41.243	30.665	1:11.908	82.12	2.487	09:24:32.649	
5 -	40.280	30.275	1:10.555	83.70	1.134	09:25:43.204	
6 -	40.550	29.720	1:10.270	84.04	0.849	09:26:53.474	
7 -	40.010	29.411	1:09.421 (1)	85.07		09:28:02.895	
8 -	40.426	29.344	1:09.770 (2)	84.64	0.349	09:29:12.665	
9 -	40.643	29.434	1:10.077	84.27	0.656	09:30:22.742	
10 -	40.919	28.865	1:09.784 (3)	84.62	0.363	09:31:32.526	

P28 37 1000		Adam DAVEY		BMW S1000RR -			
IDEAL LAP TIME : 1:09.934		BEST LAP TIME : 1:10.041		DIFFERENCE : 0.107			
LAP	SECTOR 1	SECTOR 2	LAP TIME	MPH	DIFF	TIME OF DAY	
1 -	52.124	34.403	1:26.527	68.25	16.486	09:20:51.526	
2 -	43.457	33.151	1:16.608	77.08	6.567	09:22:08.134	
3 -	42.848	31.196	1:14.044	79.75	4.003	09:23:22.178	
4 -	42.294	30.960	1:13.254	80.61	3.213	09:24:35.432	
5 -	41.524	30.086	1:11.610	82.46	1.569	09:25:47.042	
6 -	41.144	31.148	1:12.292	81.69	2.251	09:26:59.334	
7 -	41.131	30.336	1:11.467 (3)	82.63	1.426	09:28:10.801	
8 -	40.098	30.710	1:10.808 (2)	83.40	0.767	09:29:21.609	
9 -	39.848	30.193	1:10.041 (1)	84.31		09:30:31.650	
10 -	40.717	30.979	1:11.696	82.37	1.655	09:31:43.346	

BMCRC - MRO Championships 2022 - Rnd 2 @ Silverstone National

BMCRC Rookie 600 & 1000

QUALIFYING - SECTOR ANALYSIS



SECTOR 1 = FL to I1, SECTOR 2 = I1 to FL, DIFF = Difference To Personal Best Lap, P = Crossed Finish Line in Pit Lane, D = Time Disallowed

P29 84 1000 Colin McPHERSON		Kawasaki ZX10R -				
IDEAL LAP TIME : 1:10.813		BEST LAP TIME : 1:10.842		DIFFERENCE : 0.029		
LAP	SECTOR 1	SECTOR 2	LAP TIME	MPH	DIFF	TIME OF DAY
1 -	52.528	33.547	1:26.075	68.61	15.233	09:21:01.257
2 -	41.888	31.459	1:13.347	80.51	2.505	09:22:14.604
3 -	42.014	31.097	1:13.111	80.77	2.269	09:23:27.715
4 -	41.065	30.928	1:11.993 (3)	82.03	1.151	09:24:39.708
5 -	41.505	31.078	1:12.583	81.36	1.741	09:25:52.291
6 -	41.456	31.062	1:12.518	81.43	1.676	09:27:04.809
7 -	41.564	31.146	1:12.710	81.22	1.868	09:28:17.519
8 -	41.320	31.492	1:12.812	81.10	1.970	09:29:30.331
9 -	40.613	30.229	1:10.842 (1)	83.36		09:30:41.173
10 -	40.584	30.613	1:11.197 (2)	82.94	0.355	09:31:52.370

P30 888 1000 Paul FAGG		Yamaha R1 4C8 -				
IDEAL LAP TIME : 1:10.865		BEST LAP TIME : 1:11.131		DIFFERENCE : 0.266		
LAP	SECTOR 1	SECTOR 2	LAP TIME	MPH	DIFF	TIME OF DAY
1 -	52.119	33.943	1:26.062	68.62	14.931	09:21:08.482
2 -	42.988	31.409	1:14.397	79.38	3.266	09:22:22.879
3 -	41.893	30.654	1:12.547	81.40	1.416	09:23:35.426
4 -	40.765	30.366	1:11.131 (1)	83.02		09:24:46.557
5 -	43.563	32.743	1:16.306	77.39	5.175	09:26:02.863
6 -	41.738	30.579	1:12.317 (3)	81.66	1.186	09:27:15.180
7 -	42.008	30.100	1:12.108 (2)	81.90	0.977	09:28:27.288
8 -	45.514	IN PIT	1:34.762 P	62.32	23.631	09:30:02.050

P31 640 1000 Dominic BREWIN		Suzuki GSXR 1000 - The Crown Inn - Heather				
IDEAL LAP TIME : 1:10.599		BEST LAP TIME : 1:11.283		DIFFERENCE : 0.684		
LAP	SECTOR 1	SECTOR 2	LAP TIME	MPH	DIFF	TIME OF DAY
1 -	52.050	32.440	1:24.490	69.89	13.207	09:20:54.017
2 -	41.716	32.218	1:13.934	79.87	2.651	09:22:07.951
3 -	40.195	31.130	1:11.325 (2)	82.79	0.042	09:23:19.276
4 -	40.879	30.404	1:11.283 (1)	82.84		09:24:30.559
5 -	40.993	31.184	1:12.177	81.82	0.894	09:25:42.736
6 -	41.060	30.930	1:11.990	82.03	0.707	09:26:54.726
7 -	41.063	30.734	1:11.797 (3)	82.25	0.514	09:28:06.523
8 -	41.841	31.217	1:13.058	80.83	1.775	09:29:19.581
9 -	42.781	31.250	1:14.031	79.77	2.748	09:30:33.612
10 -	42.289	31.029	1:13.318	80.54	2.035	09:31:46.930

P32 42 600 Kai EVANS		Kawasaki ZX6R - CBS Ltd Construction and Engineering				
IDEAL LAP TIME : 1:13.076		BEST LAP TIME : 1:13.089		DIFFERENCE : 0.013		
LAP	SECTOR 1	SECTOR 2	LAP TIME	MPH	DIFF	TIME OF DAY
1 -	52.506	36.165	1:28.671	66.60	15.582	09:20:50.570
2 -	43.768	33.034	1:16.802 (3)	76.89	3.713	09:22:07.372
3 -	41.024	32.065	1:13.089 (1)	80.80		09:23:20.461
4 -	41.078	32.052	1:13.130 (2)	80.75	0.041	09:24:33.591
5 -	43.260	IN PIT	1:29.707 P	65.83	16.618	09:26:03.298

BMCRC - MRO Championships 2022 - Rnd 2 @ Silverstone National

BMCRC Rookie 600 & 1000

QUALIFYING - SECTOR ANALYSIS



SECTOR 1 = FL to I1, SECTOR 2 = I1 to FL, DIFF = Difference To Personal Best Lap, P = Crossed Finish Line in Pit Lane, D = Time Disallowed

P33 395 600 William NICHOLLS		Suzuki GSXR 600 - Will Nicholls Farriery				
IDEAL LAP TIME : 1:14.930		BEST LAP TIME : 1:15.096		DIFFERENCE : 0.166		
LAP	SECTOR 1	SECTOR 2	LAP TIME	MPH	DIFF	TIME OF DAY
1 -	54.091	35.895	1:29.986	65.62	14.890	09:21:16.833
2 -	46.834	33.144	1:19.978	73.84	4.882	09:22:36.811
3 -	44.798	33.805	1:18.603	75.13	3.507	09:23:55.414
4 -	44.065	32.924	1:16.989 (3)	76.70	1.893	09:25:12.403
5 -	44.163	33.353	1:17.516	76.18	2.420	09:26:29.919
6 -	44.636	34.783	1:19.419	74.36	4.323	09:27:49.338
7 -	45.333	32.843	1:18.176	75.54	3.080	09:29:07.514
8 -	42.087	33.009	1:15.096 (1)	78.64		09:30:22.610
9 -	43.548	32.848	1:16.396 (2)	77.30	1.300	09:31:39.006

P34 444 600 Micheal HANRAHAN		Yamaha R600 - T G CAD SERVICES/ G and g mobility services				
IDEAL LAP TIME : 1:17.449		BEST LAP TIME : 1:17.469		DIFFERENCE : 0.020		
LAP	SECTOR 1	SECTOR 2	LAP TIME	MPH	DIFF	TIME OF DAY
1 -	1:01.030	37.628	1:38.658	59.86	21.189	09:21:07.126
2 -	49.092	35.611	1:24.703	69.72	7.234	09:22:31.829
3 -	48.942	34.125	1:23.067	71.09	5.598	09:23:54.896
4 -	46.283	33.717	1:20.000	73.82	2.531	09:25:14.896
5 -	46.826	33.529	1:20.355	73.49	2.886	09:26:35.251
6 -	45.526	32.694	1:18.220 (2)	75.50	0.751	09:27:53.471
7 -	45.546	31.923	1:17.469 (1)	76.23		09:29:10.940
8 -	46.153	33.211	1:19.364	74.41	1.895	09:30:30.304
9 -	46.298	32.726	1:19.024 (3)	74.73	1.555	09:31:49.328

BMCRC - MRO Championships 2022 - Rnd 2 @ Silverstone National

BMCRC Rookie 600 & 1000

QUALIFYING - BEST SECTORS

SECTOR 1			SECTOR 2			IDEAL / BEST COMPARISON						
POS	NO	NAME	TIME	NO	NAME	TIME	POS	NO	NAME	IDEAL	BEST	DIFF
									PERFECT LAP	1:01.313		
1	224	HEALEY	35.266	224	HEALEY	26.047	1	224	HEALEY	1:01.313	1:01.381	0.068
2	69	COKER	35.617	19	SHEPPHARD	26.507	2	69	COKER	1:02.444	1:02.954	0.510
3	23	HINCHCLIFFE	35.779	885	HOBBS	26.620	3	19	SHEPPHARD	1:02.654	1:02.848	0.194
4	34	CHEESEMAN	35.946	69	COKER	26.827	4	23	HINCHCLIFFE	1:02.874	1:03.013	0.139
5	19	SHEPPHARD	36.147	34	CHEESEMAN	27.015	5	34	CHEESEMAN	1:02.961	1:03.194	0.233
6	56	HARRIS	36.452	56	HARRIS	27.054	6	885	HOBBS	1:03.492	1:03.567	0.075
7	449	WALLINGTON	36.460	449	WALLINGTON	27.066	7	56	HARRIS	1:03.506	1:03.988	0.482
8	885	HOBBS	36.872	23	HINCHCLIFFE	27.095	8	449	WALLINGTON	1:03.526	1:03.544	0.018
9	334	BRANDISH	36.904	175	PESTANA	27.356	9	175	PESTANA	1:04.309	1:04.309	0.000
10	125	CHAM	36.911	63	BIGUZZI	27.440	10	63	BIGUZZI	1:04.619	1:04.700	0.081
11	175	PESTANA	36.953	58	NICHOLAS	27.441	11	334	BRANDISH	1:04.659	1:04.913	0.254
12	45	SMITH	37.005	46	MARSH	27.448	12	58	NICHOLAS	1:04.763	1:04.935	0.172
13	63	BIGUZZI	37.179	120	GOWER	27.566	13	125	CHAM	1:04.826	1:04.826	0.000
14	58	NICHOLAS	37.322	334	BRANDISH	27.755	14	120	GOWER	1:05.265	1:05.265	0.000
15	18	COE	37.592	41	COOK	27.860	15	46	MARSH	1:05.353	1:05.353	0.000
16	120	GOWER	37.699	125	CHAM	27.915	16	45	SMITH	1:05.429	1:05.570	0.141
17	222	MERCER	37.773	177	LAURICELLA	28.133	17	281	FARLEY	1:05.973	1:05.973	0.000
18	281	FARLEY	37.805	281	FARLEY	28.168	18	18	COE	1:06.010	1:06.010	0.000
19	46	MARSH	37.905	274	LATIMER	28.192	19	41	COOK	1:06.190	1:06.561	0.371
20	41	COOK	38.330	994	BACON	28.336	20	177	LAURICELLA	1:06.864	1:06.945	0.081
21	12	BOXALL	38.637	18	COE	28.418	21	222	MERCER	1:06.904	1:07.325	0.421
22	177	LAURICELLA	38.731	45	SMITH	28.424	22	274	LATIMER	1:07.250	1:07.543	0.293
23	96	SCOTT	38.945	261	GREGORIO	28.865	23	12	BOXALL	1:07.570	1:07.729	0.159
24	274	LATIMER	39.058	12	BOXALL	28.933	24	994	BACON	1:07.829	1:08.495	0.666
25	994	BACON	39.493	155	SMITH	29.053	25	96	SCOTT	1:08.666	1:08.862	0.196
26	155	SMITH	39.722	222	MERCER	29.131	26	155	SMITH	1:08.775	1:08.775	0.000
27	37	DAVEY	39.848	96	SCOTT	29.721	27	261	GREGORIO	1:08.875	1:09.421	0.546
28	261	GREGORIO	40.010	37	DAVEY	30.086	28	37	DAVEY	1:09.934	1:10.041	0.107
29	640	BREWIN	40.195	888	FAGG	30.100	29	640	BREWIN	1:10.599	1:11.283	0.684
30	84	McPHERSON	40.584	84	McPHERSON	30.229	30	84	McPHERSON	1:10.813	1:10.842	0.029
31	888	FAGG	40.765	640	BREWIN	30.404	31	888	FAGG	1:10.865	1:11.131	0.266
32	42	EVANS	41.024	444	HANRAHAN	31.923	32	42	EVANS	1:13.076	1:13.089	0.013
33	395	NICHOLLS	42.087	42	EVANS	32.052	33	395	NICHOLLS	1:14.930	1:15.096	0.166
34	444	HANRAHAN	45.526	395	NICHOLLS	32.843	34	444	HANRAHAN	1:17.449	1:17.469	0.020

BMCRC - MRO Championships 2022 - Rnd 2 @ Silverstone National

BMCRC Rookie 600 & 1000

QUALIFYING - STATISTICS

Competitors Started	34
Planned Start	2022-04-02 @ 09:17:00.000
Actual Start	2022-04-02 @ 09:19:05.970
Finish Time	2022-04-02 @ 09:30:54.682
Track Length	1.6404mi.
Total Laps	326
Total Distance Covered	534.7910mi.

Session Fastest Lap History

NO	CL	NAME	LAP TIME	TIME OF DAY	LAP	VEHICLE
175	1000	Arlindo PESTANA	1:19.245	09:20:38.006	1	BMW S1000RR
34	1000	Ben CHEESEMAN	1:19.185	09:20:54.146	1	Kawasaki ZX10RR
449	1000	Luke WALLINGTON	1:18.939	09:20:55.144	1	Yamaha R1 4C8
334	1000	Anthony BRANDISH	1:18.581	09:20:55.401	1	Suzuki GSXR 1000
23	1000	Harry HINCHCLIFFE	1:18.575	09:20:57.639	1	Kawasaki ZX10R
19	600	Michael SHEPPHARD	1:17.358	09:21:00.380	1	Kawasaki ZX6R
175	1000	Arlindo PESTANA	1:09.560	09:21:47.564	2	BMW S1000RR
58	600	Paul NICHOLAS	1:08.213	09:21:58.585	2	Yamaha YZF R6
449	1000	Luke WALLINGTON	1:06.559	09:22:01.703	2	Yamaha R1 4C8
175	1000	Arlindo PESTANA	1:06.203	09:22:53.769	3	BMW S1000RR
449	1000	Luke WALLINGTON	1:05.761	09:23:07.472	3	Yamaha R1 4C8
175	1000	Arlindo PESTANA	1:04.936	09:23:58.703	4	BMW S1000RR
449	1000	Luke WALLINGTON	1:04.156	09:24:11.619	4	Yamaha R1 4C8
224	1000	Lee HEALEY	1:02.371	09:24:18.444	4	Suzuki GSXR 1000R
224	1000	Lee HEALEY	1:01.665	09:27:26.082	7	Suzuki GSXR 1000R
224	1000	Lee HEALEY	1:01.381	09:28:27.462	8	Suzuki GSXR 1000R

Flag History

TYPE	TIME OF DAY
GREEN	09:19:05.970
FINISH	09:30:54.682

Flag Statistics

TYPE	COUNT	TOTAL LAPS	TOTAL TIME
Green	1	11	13:22.102
Red	0	0	0.000
Safety Car	0	0	0.000
FCY	0	0	0.000

BMCRC - MRO Championships 2022 - Rnd 2 @ Silverstone National

BMCRC Rookie 600 & 1000

QUALIFYING - STATISTICS

CLASS : 1000

21 Starters

Fastest Lap History

NO	NAME	LAP TIME	TIME OF DAY	LAP	VEHICLE
175	Arlindo PESTANA	1:19.245	09:20:38.006	1	BMW S1000RR
34	Ben CHEESEMAN	1:19.185	09:20:54.146	1	Kawasaki ZX10RR
449	Luke WALLINGTON	1:18.939	09:20:55.144	1	Yamaha R1 4C8
334	Anthony BRANDISH	1:18.581	09:20:55.401	1	Suzuki GSXR 1000
23	Harry HINCHCLIFFE	1:18.575	09:20:57.639	1	Kawasaki ZX10R
175	Arlindo PESTANA	1:09.560	09:21:47.564	2	BMW S1000RR
449	Luke WALLINGTON	1:06.559	09:22:01.703	2	Yamaha R1 4C8
175	Arlindo PESTANA	1:06.203	09:22:53.769	3	BMW S1000RR
449	Luke WALLINGTON	1:05.761	09:23:07.472	3	Yamaha R1 4C8
175	Arlindo PESTANA	1:04.936	09:23:58.703	4	BMW S1000RR
449	Luke WALLINGTON	1:04.156	09:24:11.619	4	Yamaha R1 4C8
224	Lee HEALEY	1:02.371	09:24:18.444	4	Suzuki GSXR 1000R
224	Lee HEALEY	1:01.665	09:27:26.082	7	Suzuki GSXR 1000R
224	Lee HEALEY	1:01.381	09:28:27.462	8	Suzuki GSXR 1000R

BMCRC - MRO Championships 2022 - Rnd 2 @ Silverstone National

BMCRC Rookie 600 & 1000

QUALIFYING - STATISTICS

CLASS : 600

13 Starters

Fastest Lap History

NO	NAME	LAP TIME	TIME OF DAY	LAP	VEHICLE
155	Eliot SMITH	1:19.758	09:20:39.451	1	Honda CBR600RR
19	Michael SHEPPHARD	1:17.358	09:21:00.380	1	Kawasaki ZX6R
155	Eliot SMITH	1:10.924	09:21:50.375	2	Honda CBR600RR
58	Paul NICHOLAS	1:08.213	09:21:58.585	2	Yamaha YZF R6
885	Oliver HOBBS	1:08.091	09:22:10.344	2	Kawasaki ZX6R
58	Paul NICHOLAS	1:06.390	09:24:14.117	4	Yamaha YZF R6
19	Michael SHEPPHARD	1:06.239	09:24:33.808	4	Kawasaki ZX6R
58	Paul NICHOLAS	1:05.502	09:25:19.620	5	Yamaha YZF R6
58	Paul NICHOLAS	1:05.427	09:26:25.046	6	Yamaha YZF R6
885	Oliver HOBBS	1:05.276	09:26:43.569	6	Kawasaki ZX6R
19	Michael SHEPPHARD	1:04.705	09:26:44.348	6	Kawasaki ZX6R
885	Oliver HOBBS	1:03.567	09:28:52.282	8	Kawasaki ZX6R
19	Michael SHEPPHARD	1:03.296	09:28:54.027	8	Kawasaki ZX6R
19	Michael SHEPPHARD	1:02.848	09:31:00.672	10	Kawasaki ZX6R

BMCRC - MRO Championships 2022 - Rnd 2 @ Silverstone National

BMCRC Rookie 600 & 1000

RACE 2 - GRID (8 Laps)



CONTRACTORS LTD

ROW 14	42		41		40	444 Micheal HANRAHAN	1:17.469		
ROW 13		39	395 William NICHOLLS	1:15.096	38	42 Kai EVANS	1:13.089		
					37	155 Eliot SMITH	1:08.775		
ROW 12	36	994 Scott BACON	1:08.495	35	177 Calogero LAURICELLA	1:06.945	34	41 Toby COOK	1:06.561
ROW 11				33	18 Graeme COE	1:06.010	32	46 Pete MARSH	1:05.353
							31	120 James GOWER	1:05.265
ROW 10	30	58 Paul NICHOLAS	1:04.935	29	885 Oliver HOBBS	1:03.567	28	19 Michael SHEPPHARD	1:02.848
ROW 9				27			26		
							25		
ROW 8	24			23			22	50 Jason PAES	
ROW 7				21	640 Dominic BREWIN	1:11.283	20	888 Paul FAGG	1:11.131
							19	84 Colin McPHERSON	1:10.842
ROW 6	18	37 Adam DAVEY	1:10.041	17	261 Roberto Di GREGORIO	1:09.421	16	96 Peter SCOTT	1:08.862
ROW 5				15	12 Paul BOXALL	1:07.729	14	274 Stewart LATIMER	1:07.543
							13	222 Daniel MERCER	1:07.325
ROW 4	12	281 Daniel FARLEY	1:05.973	11	45 Glenn SMITH	1:05.570	10	334 Anthony BRANDISH	1:04.913
ROW 3				9	125 Matthew CHAM	1:04.826	8	63 Riccardo BIGUZZI	1:04.700
							7	175 Arlindo PESTANA	1:04.309
ROW 2	6	56 Paul HARRIS	1:03.988	5	449 Luke WALLINGTON	1:03.544	4	34 Ben CHEESEMAN	1:03.194
ROW 1				3	23 Harry HINCHCLIFFE	1:03.013	2	69 Alfie COKER	1:02.954
							1	224 Lee HEALEY	1:01.381
									Pole

Silverstone National: 1.6404 miles

These results are provisional until the conclusion of any judicial and technical matters.

Clerk Of Course :	Stewards :	Timekeeper : Craig Smith
-------------------	------------	--------------------------

Results can be found at www.tsl-timing.com

Printed - 09:34 Saturday, 02 April 2022



BMCRC - MRO Championships 2022 - Rnd 2 @ Silverstone National



CONTRACTORS LTD

BMCRC Rookie 600 & 1000

RACE 2 - CLASSIFICATION

POS	NO	CL	PIC NAME	ENTRY	LAPS	TIME	GAP	DIFF	MPH	BEST	ON
1	224	1000	1 Lee HEALEY	Suzuki GSXR 1000R - F-Tech Fire & Electrical Ltd	4	4:22.263			90.07	1:03.099	4
2	23	1000	2 Harry HINCHCLIFFE	Kawasaki ZX10R - JDL Electrical	4	4:22.850	0.587	0.587	89.87	1:03.845	4
3	125	1000	3 Matthew CHAM	Kawasaki ZX10R - MFM Track Bikes	4	4:26.463	4.200	3.613	88.65	1:05.206	4
4	63	1000	4 Riccardo BIGUZZI	Bmw S1000RR - Jardiner	4	4:28.187	5.924	1.724	88.08	1:05.897	2
5	175	1000	5 Arlindo PESTANA	BMW S1000RR - Pep's racing	4	4:33.170	10.907	4.983	86.47	1:06.552	4
6	34	1000	6 Ben CHEESEMAN	Kawasaki ZX10RR - BCH Services Kent Ltd	4	4:37.862	15.599	4.692	85.01	1:07.126	3
7	69	1000	7 Alfie COKER	Kawasaki ZX10 - Elmech Racing Team	4	4:37.964	15.701	0.102	84.98	1:05.190	3
8	45	1000	8 Glenn SMITH	Kawasaki ZX10R -	4	4:38.724	16.461	0.760	84.75	1:08.215	4
9	449	1000	9 Luke WALLINGTON	Yamaha R1 4C8 - BW Bespoke Developments Ltd	4	4:38.850	16.587	0.126	84.71	1:06.331	4
10	281	1000	10 Daniel FARLEY	Suzuki GSXR - F-TECH FIRE & ELECTRICAL LTD	4	4:40.759	18.496	1.909	84.13	1:08.891	2
11	334	1000	11 Anthony BRANDISH	Suzuki GSXR 1000 - BW bespoke developments ltd	4	4:40.767	18.504	0.008	84.13	1:06.721	3
12	261	1000	12 Roberto Di GREGORIO	Ducati 899 PANIGALE -	4	4:41.303	19.040	0.536	83.97	1:07.105	2
13	58	600	1 Paul NICHOLAS	Yamaha YZF R6 - Harris Autos Repairs	4	4:49.553	27.290	8.250	81.58	1:04.423	2
14	274	1000	13 Stewart LATIMER	Suzuki GSXR1000 -	4	4:49.571	27.308	0.018	81.57	1:09.355	3
15	222	1000	14 Daniel MERCER	Honda CBR1000RR - McLovin Racing	4	4:49.917	27.654	0.346	81.48	1:09.789	3
16	12	1000	15 Paul BOXALL	Kawasaki ZX10R - WG Tyres	4	4:50.054	27.791	0.137	81.44	1:09.410	3
17	96	1000	16 Peter SCOTT	Suzuki GSXR750 - South Hill MOT Centre	4	4:50.436	28.173	0.382	81.33	1:08.695	3
18	640	1000	17 Dominic BREWIN	Suzuki GSXR 1000 - The Crown Inn - Heather	4	4:50.730	28.467	0.294	81.25	1:09.606	4
19	37	1000	18 Adam DAVEY	BMW S1000RR -	4	4:50.749	28.486	0.019	81.24	1:10.728	3
20	19	600	2 Michael SHEPPHARD	Kawasaki ZX6R - RTR Performance	4	4:52.878	30.615	2.129	80.65	1:03.361	4
21	46	600	3 Pete MARSH	Kawasaki ZX6R - Zipped Up Racing	4	4:53.380	31.117	0.502	80.51	1:04.146	4
22	177	600	4 Calogero LAURICELLA	Kawasaki ZX-6R -	4	4:59.997	37.734	6.617	78.74	1:06.709	2
23	120	600	5 James GOWER	Yamaha R6 - TeamRubyRacing	4	5:00.078	37.815	0.081	78.72	1:05.841	4
24	885	600	6 Oliver HOBBS	Kawasaki ZX6R -	4	5:01.915	39.652	1.837	78.24	1:06.848	3
25	84	1000	19 Colin McPHERSON	Kawasaki ZX10R -	4	5:04.120	41.857	2.205	77.67	1:14.210	3
26	888	1000	20 Paul FAGG	Yamaha R1 4C8 -	4	5:05.024	42.761	0.904	77.44	1:14.645	2
27	155	600	7 Eliot SMITH	Honda CBR600RR - Pro-Moto Europe Ltd	4	5:05.215	42.952	0.191	77.39	1:07.768	3
28	18	600	8 Graeme COE	Yamaha R6 -	4	5:06.462	44.199	1.247	77.08	1:07.682	4
29	42	600	9 Kai EVANS	Kawasaki ZX6R - CBS Ltd Construction and Engine	4	5:30.604	1:08.341	24.142	71.45	1:14.501	2
30	395	600	10 William NICHOLLS	Suzuki GSXR 600 - Will Nicholls Farriery	3	4:24.570	1 Lap	1 Lap	66.96	1:17.189	3
31	444	600	11 Micheal HANRAHAN	Yamaha R600 - T G CAD SERVICES/ G and g mob	3	4:43.315	1 Lap	18.745	62.53	1:22.625	2

NOT CLASSIFIED

DNF	994	600	Scott BACON	Yamaha R6 -	2	4:03.967	2 Laps	1 Lap	48.41		
-----	-----	-----	-------------	-------------	---	----------	--------	-------	-------	--	--

FASTEST LAP

224	1000	Lee HEALEY	Suzuki GSXR 1000R - F-Tech Fire & Electrical Ltd	4	1:03.099	93.59 mph	150.62 kph
19	600	Michael SHEPPHARD	Kawasaki ZX6R - RTR Performance	4	1:03.361	93.20 mph	150.00 kph

Class 1000 - 92.5% of Race Speed = 83.31 mph

Class 600 - 92.5% of Race Speed = 75.46 mph

Weather / Track : Cloudy / Dry

These results are provisional until the conclusion of any judicial and technical matters.

Race Distance: 4 Laps / 6.56 miles

Silverstone National: 1.6404 miles

Date: 02/04/2022 Start: 12:30 Finish: 12:34

Clerk Of Course :

Stewards :

Timekeeper : Craig Smith

Results can be found at www.tsl-timing.com

Printed - 12:39 Saturday, 02 April 2022



BMCRC - MRO Championships 2022 - Rnd 2 @ Silverstone National

BMCRC Rookie 600 & 1000

RACE 2 - LAP CHART

LAP 1 @ 12:31:17.544		
NO	BEHIND	LAP TIME

224		1:06.451
125	1.843	1:08.294
23	2.205	1:08.656
63	2.375	1:08.826
175	2.772	1:09.223
34	5.197	1:11.648
281	6.086	1:12.537
45	6.958	1:13.409
261	8.699	1:15.150
334	10.002	1:16.453
37	10.953	1:17.404
449	11.302	1:17.753
274	11.372	1:17.823
222	12.024	1:18.475
12	12.773	1:19.224
69	12.862	1:19.313
84	13.424	1:19.875
640	13.618	1:20.069
96	13.919	1:20.370
888	14.024	1:20.475
58	29.397	1:35.848
885	30.508	1:36.959
46	30.942	1:37.393
177	31.863	1:38.314
19	32.439	1:38.890
120	33.874	1:40.325
155	35.241	1:41.692
18	35.371	1:41.822
42	39.454	1:45.905
994	40.116	1:46.567
395	43.090	1:49.541
444	48.221	1:54.672

LAP 2 @ 12:32:24.954		
NO	BEHIND	LAP TIME

224		1:07.410
23	0.290	1:05.495
125	0.623	1:06.190
63	0.862	1:05.897
175	5.060	1:09.698
34	5.910	1:08.123
281	7.567	1:08.891
45	8.231	1:08.683
261	8.394	1:07.105
449	12.172	1:08.280
69	12.442	1:06.990
334	12.606	1:10.014
274	15.062	1:11.100
222	15.310	1:10.696
37	15.325	1:11.782
12	15.999	1:10.636
640	16.919	1:10.711
96	17.836	1:11.327
84	21.018	1:15.004
888	21.259	1:14.645
58	26.410	1:04.423
46	28.343	1:04.811
19	29.215	1:04.186
177	31.162	1:06.709
120	33.314	1:06.850
885	33.826	1:10.728
155	35.713	1:07.882
18	37.150	1:09.189

42	46.545	1:14.501
395	53.520	1:17.840
444	1:03.436	1:22.625

LAP 3 @ 12:33:30.098		
NO	BEHIND	LAP TIME

23		1:04.854
224	0.159	1:05.303
125	2.252	1:06.773
63	2.650	1:06.932
175	7.613	1:07.697
34	7.892	1:07.126
45	11.504	1:08.417
281	12.135	1:09.712
261	12.355	1:09.105
69	12.488	1:05.190
449	13.514	1:06.486
334	14.183	1:06.721
274	19.273	1:09.355
222	19.955	1:09.789
12	20.265	1:09.410
37	20.909	1:10.728
96	21.387	1:08.695
640	22.119	1:10.344
58	25.874	1:04.608
84	30.084	1:14.210
46	30.229	1:07.030
19	30.512	1:06.441
888	30.995	1:14.880
177	33.517	1:07.499
120	35.232	1:07.062
885	35.530	1:06.848
155	38.337	1:07.768
18	39.775	1:07.769
994	1 Lap	2:17.400 P
42	56.783	1:15.382

LAP 4 @ 12:34:33.356		
NO	BEHIND	LAP TIME

224		1:03.099
23	0.587	1:03.845
395	1 Lap	1:17.189
125	4.200	1:05.206
63	5.924	1:06.532
175	10.907	1:06.552
34	15.599	1:10.965
69	15.701	1:06.471
45	16.461	1:08.215
449	16.587	1:06.331
281	18.496	1:09.619
334	18.504	1:07.579
261	19.040	1:09.943
444	1 Lap	1:26.018
58	27.290	1:04.674
274	27.308	1:11.293
222	27.654	1:10.957
12	27.791	1:10.784
96	28.173	1:10.044
640	28.467	1:09.606
37	28.486	1:10.835
19	30.615	1:03.361
46	31.117	1:04.146
177	37.734	1:07.475
120	37.815	1:05.841
885	39.652	1:07.380

84	41.857	1:15.031
888	42.761	1:15.024
155	42.952	1:07.873
18	44.199	1:07.682
42	1:08.341	1:14.816

BMCRC - MRO Championships 2022 - Rnd 2 @ Silverstone National

BMCRC Rookie 600 & 1000

RACE 2 - SECTOR ANALYSIS



SECTOR 1 = FL to I1, SECTOR 2 = I1 to FL, DIFF = Difference To Personal Best Lap, P = Crossed Finish Line in Pit Lane, D = Time Disallowed

P1		224	1000	Lee HEALEY	Suzuki GSXR 1000R - F-Tech Fire & Electrical Ltd						
IDEAL LAP TIME :		1:03.099		BEST LAP TIME :		1:03.099		DIFFERENCE :		0.000	
LAP	SECTOR 1	SECTOR 2		LAP TIME	MPH	DIFF	TIME OF DAY				
1 -				1:06.451	88.87	3.352	12:31:17.544				
2 -	38.572	28.838		1:07.410 (3)	87.60	4.311	12:32:24.954				
3 -	37.936	27.367		1:05.303 (2)	90.43	2.204	12:33:30.257				
4 -	36.384	26.715		1:03.099 (1)	93.59		12:34:33.356				

P2		23	1000	Harry HINCHCLIFFE	Kawasaki ZX10R - JDL Electrical						
IDEAL LAP TIME :		1:03.845		BEST LAP TIME :		1:03.845		DIFFERENCE :		0.000	
LAP	SECTOR 1	SECTOR 2		LAP TIME	MPH	DIFF	TIME OF DAY				
1 -				1:08.656	86.01	4.811	12:31:19.749				
2 -	37.140	28.355		1:05.495 (3)	90.16	1.650	12:32:25.244				
3 -	37.088	27.766		1:04.854 (2)	91.06	1.009	12:33:30.098				
4 -	36.522	27.323		1:03.845 (1)	92.50		12:34:33.943				

P3		125	1000	Matthew CHAM	Kawasaki ZX10R - MFM Track Bikes						
IDEAL LAP TIME :		1:05.206		BEST LAP TIME :		1:05.206		DIFFERENCE :		0.000	
LAP	SECTOR 1	SECTOR 2		LAP TIME	MPH	DIFF	TIME OF DAY				
1 -				1:08.294	86.47	3.088	12:31:19.387				
2 -	37.563	28.627		1:06.190 (2)	89.22	0.984	12:32:25.577				
3 -	38.511	28.262		1:06.773 (3)	88.44	1.567	12:33:32.350				
4 -	37.126	28.080		1:05.206 (1)	90.56		12:34:37.556				

P4		63	1000	Riccardo BIGUZZI	Bmw S1000RR - Jardiner						
IDEAL LAP TIME :		1:05.897		BEST LAP TIME :		1:05.897		DIFFERENCE :		0.000	
LAP	SECTOR 1	SECTOR 2		LAP TIME	MPH	DIFF	TIME OF DAY				
1 -				1:08.826	85.80	2.929	12:31:19.919				
2 -	37.364	28.533		1:05.897 (1)	89.61		12:32:25.816				
3 -	38.357	28.575		1:06.932 (3)	88.23	1.035	12:33:32.748				
4 -	37.957	28.575		1:06.532 (2)	88.76	0.635	12:34:39.280				

P5		175	1000	Arlindo PESTANA	BMW S1000RR - Pep's racing						
IDEAL LAP TIME :		1:06.552		BEST LAP TIME :		1:06.552		DIFFERENCE :		0.000	
LAP	SECTOR 1	SECTOR 2		LAP TIME	MPH	DIFF	TIME OF DAY				
1 -				1:09.223	85.31	2.671	12:31:20.316				
2 -	39.704	29.994		1:09.698 (3)	84.73	3.146	12:32:30.014				
3 -	39.026	28.671		1:07.697 (2)	87.23	1.145	12:33:37.711				
4 -	38.513	28.039		1:06.552 (1)	88.73		12:34:44.263				

P6		34	1000	Ben CHEESEMAN	Kawasaki ZX10RR - BCH Services Kent Ltd						
IDEAL LAP TIME :		1:07.126		BEST LAP TIME :		1:07.126		DIFFERENCE :		0.000	
LAP	SECTOR 1	SECTOR 2		LAP TIME	MPH	DIFF	TIME OF DAY				
1 -				1:11.648	82.42	4.522	12:31:22.741				
2 -	39.207	28.916		1:08.123 (2)	86.69	0.997	12:32:30.864				
3 -	38.676	28.450		1:07.126 (1)	87.97		12:33:37.990				
4 -	40.524	30.441		1:10.965 (3)	83.21	3.839	12:34:48.955				

P7		69	1000	Alfie COKER	Kawasaki ZX10 - Elmech Racing Team						
IDEAL LAP TIME :		1:04.528		BEST LAP TIME :		1:05.190		DIFFERENCE :		0.662	
LAP	SECTOR 1	SECTOR 2		LAP TIME	MPH	DIFF	TIME OF DAY				
1 -		31.562		1:19.313	74.46	14.123	12:31:30.406				
2 -	38.152	28.838		1:06.990 (3)	88.15	1.800	12:32:37.396				
3 -	37.439	27.751		1:05.190 (1)	90.59		12:33:42.586				
4 -	36.777	29.694		1:06.471 (2)	88.84	1.281	12:34:49.057				

BMCRC - MRO Championships 2022 - Rnd 2 @ Silverstone National

BMCRC Rookie 600 & 1000

RACE 2 - SECTOR ANALYSIS



SECTOR 1 = FL to I1, SECTOR 2 = I1 to FL, DIFF = Difference To Personal Best Lap, P = Crossed Finish Line in Pit Lane, D = Time Disallowed

P8		45 1000		Glenn SMITH		Kawasaki ZX10R -	
IDEAL LAP TIME : 1:07.797		BEST LAP TIME : 1:08.215		DIFFERENCE : 0.418			
LAP	SECTOR 1	SECTOR 2	LAP TIME	MPH	DIFF	TIME OF DAY	
1 -			1:13.409	80.44	5.194	12:31:24.502	
2 -	38.343	30.340	1:08.683 (3)	85.98	0.468	12:32:33.185	
3 -	38.534	29.883	1:08.417 (2)	86.31	0.202	12:33:41.602	
4 -	37.914	30.301	1:08.215 (1)	86.57		12:34:49.817	

P9		449 1000		Luke WALLINGTON		Yamaha R1 4C8 - BW Bespoke Developments Ltd	
IDEAL LAP TIME : 1:05.912		BEST LAP TIME : 1:06.331		DIFFERENCE : 0.419			
LAP	SECTOR 1	SECTOR 2	LAP TIME	MPH	DIFF	TIME OF DAY	
1 -		29.782	1:17.753	75.95	11.422	12:31:28.846	
2 -	38.427	29.853	1:08.280 (3)	86.49	1.949	12:32:37.126	
3 -	38.127	28.359	1:06.486 (2)	88.82	0.155	12:33:43.612	
4 -	37.553	28.778	1:06.331 (1)	89.03		12:34:49.943	

P10		281 1000		Daniel FARLEY		Suzuki GSXR - F-TECH FIRE & ELECTRICAL LTD	
IDEAL LAP TIME : 1:08.870		BEST LAP TIME : 1:08.891		DIFFERENCE : 0.021			
LAP	SECTOR 1	SECTOR 2	LAP TIME	MPH	DIFF	TIME OF DAY	
1 -			1:12.537	81.41	3.646	12:31:23.630	
2 -	38.756	30.135	1:08.891 (1)	85.72		12:32:32.521	
3 -	39.131	30.581	1:09.712 (3)	84.71	0.821	12:33:42.233	
4 -	38.735	30.884	1:09.619 (2)	84.82	0.728	12:34:51.852	

P11		334 1000		Anthony BRANDISH		Suzuki GSXR 1000 - BW bespoke developments ltd	
IDEAL LAP TIME : 1:06.601		BEST LAP TIME : 1:06.721		DIFFERENCE : 0.120			
LAP	SECTOR 1	SECTOR 2	LAP TIME	MPH	DIFF	TIME OF DAY	
1 -		31.354	1:16.453	77.24	9.732	12:31:27.546	
2 -	39.447	30.567	1:10.014 (3)	84.34	3.293	12:32:37.560	
3 -	38.071	28.650	1:06.721 (1)	88.51		12:33:44.281	
4 -	37.951	29.628	1:07.579 (2)	87.38	0.858	12:34:51.860	

P12		261 1000		Roberto Di GREGORIO		Ducati 899 PANIGALE -	
IDEAL LAP TIME : 1:07.105		BEST LAP TIME : 1:07.105		DIFFERENCE : 0.000			
LAP	SECTOR 1	SECTOR 2	LAP TIME	MPH	DIFF	TIME OF DAY	
1 -		29.541	1:15.150	78.58	8.045	12:31:26.243	
2 -	38.322	28.783	1:07.105 (1)	88.00		12:32:33.348	
3 -	39.618	29.487	1:09.105 (2)	85.45	2.000	12:33:42.453	
4 -	39.596	30.347	1:09.943 (3)	84.43	2.838	12:34:52.396	

P13		58 600		Paul NICHOLAS		Yamaha YZF R6 - Harris Autos Repairs	
IDEAL LAP TIME : 1:03.753		BEST LAP TIME : 1:04.423		DIFFERENCE : 0.670			
LAP	SECTOR 1	SECTOR 2	LAP TIME	MPH	DIFF	TIME OF DAY	
1 -		27.912	1:35.848	61.61	31.425	12:31:46.941	
2 -	37.248	27.175	1:04.423 (1)	91.67		12:32:51.364	
3 -	37.473	27.135	1:04.608 (2)	91.40	0.185	12:33:55.972	
4 -	36.618	28.056	1:04.674 (3)	91.31	0.251	12:35:00.646	

P14		274 1000		Stewart LATIMER		Suzuki GSXR1000 -	
IDEAL LAP TIME : 1:09.355		BEST LAP TIME : 1:09.355		DIFFERENCE : 0.000			
LAP	SECTOR 1	SECTOR 2	LAP TIME	MPH	DIFF	TIME OF DAY	
1 -		30.231	1:17.823	75.88	8.468	12:31:28.916	
2 -	40.319	30.781	1:11.100 (2)	83.06	1.745	12:32:40.016	
3 -	40.226	29.129	1:09.355 (1)	85.15		12:33:49.371	
4 -	40.503	30.790	1:11.293 (3)	82.83	1.938	12:35:00.664	

BMCRC - MRO Championships 2022 - Rnd 2 @ Silverstone National

BMCRC Rookie 600 & 1000

RACE 2 - SECTOR ANALYSIS



SECTOR 1 = FL to I1, SECTOR 2 = I1 to FL, DIFF = Difference To Personal Best Lap, P = Crossed Finish Line in Pit Lane, D = Time Disallowed

P15		222 1000 Daniel MERCER		Honda CBR1000RR - McLovin Racing			
IDEAL LAP TIME : 1:09.789		BEST LAP TIME : 1:09.789		DIFFERENCE : 0.000			
LAP	SECTOR 1	SECTOR 2	LAP TIME	MPH	DIFF	TIME OF DAY	
1 -		31.607	1:18.475	75.25	8.686	12:31:29.588	
2 -	39.955	30.741	1:10.696 (2)	83.53	0.907	12:32:40.264	
3 -	39.712	30.077	1:09.789 (1)	84.62		12:33:50.053	
4 -	40.153	30.804	1:10.957 (3)	83.22	1.168	12:35:01.010	

P16		12 1000 Paul BOXALL		Kawasaki ZX10R - WG Tyres			
IDEAL LAP TIME : 1:09.410		BEST LAP TIME : 1:09.410		DIFFERENCE : 0.000			
LAP	SECTOR 1	SECTOR 2	LAP TIME	MPH	DIFF	TIME OF DAY	
1 -		34.239	1:19.224	74.54	9.814	12:31:30.317	
2 -	40.517	30.119	1:10.636 (2)	83.60	1.226	12:32:40.953	
3 -	40.076	29.334	1:09.410 (1)	85.08		12:33:50.363	
4 -	40.275	30.509	1:10.784 (3)	83.43	1.374	12:35:01.147	

P17		96 1000 Peter SCOTT		Suzuki GSXR750 - South Hill MOT Centre			
IDEAL LAP TIME : 1:08.695		BEST LAP TIME : 1:08.695		DIFFERENCE : 0.000			
LAP	SECTOR 1	SECTOR 2	LAP TIME	MPH	DIFF	TIME OF DAY	
1 -			1:20.370	73.48	11.675	12:31:31.463	
2 -	41.192	30.135	1:11.327 (3)	82.79	2.632	12:32:42.790	
3 -	39.140	29.555	1:08.695 (1)	85.96		12:33:51.485	
4 -	40.056	29.988	1:10.044 (2)	84.31	1.349	12:35:01.529	

P18		640 1000 Dominic BREWIN		Suzuki GSXR 1000 - The Crown Inn - Heather			
IDEAL LAP TIME : 1:09.606		BEST LAP TIME : 1:09.606		DIFFERENCE : 0.000			
LAP	SECTOR 1	SECTOR 2	LAP TIME	MPH	DIFF	TIME OF DAY	
1 -		32.269	1:20.069	73.75	10.463	12:31:31.162	
2 -	40.589	30.122	1:10.711 (3)	83.51	1.105	12:32:41.873	
3 -	40.015	30.329	1:10.344 (2)	83.95	0.738	12:33:52.217	
4 -	39.540	30.066	1:09.606 (1)	84.84		12:35:01.823	

P19		37 1000 Adam DAVEY		BMW S1000RR -			
IDEAL LAP TIME : 1:10.446		BEST LAP TIME : 1:10.728		DIFFERENCE : 0.282			
LAP	SECTOR 1	SECTOR 2	LAP TIME	MPH	DIFF	TIME OF DAY	
1 -		32.602	1:17.404	76.29	6.676	12:31:28.497	
2 -	40.428	31.354	1:11.782 (3)	82.27	1.054	12:32:40.279	
3 -	40.710	30.018	1:10.728 (1)	83.49		12:33:51.007	
4 -	40.598	30.237	1:10.835 (2)	83.37	0.107	12:35:01.842	

P20		19 600 Michael SHEPPHARD		Kawasaki ZX6R - RTR Performance			
IDEAL LAP TIME : 1:03.337		BEST LAP TIME : 1:03.361		DIFFERENCE : 0.024			
LAP	SECTOR 1	SECTOR 2	LAP TIME	MPH	DIFF	TIME OF DAY	
1 -		29.048	1:38.890	59.71	35.529	12:31:49.983	
2 -	36.417	27.769	1:04.186 (2)	92.00	0.825	12:32:54.169	
3 -	36.998	29.443	1:06.441 (3)	88.88	3.080	12:34:00.610	
4 -	36.441	26.920	1:03.361 (1)	93.20		12:35:03.971	

P21		46 600 Pete MARSH		Kawasaki ZX6R - Zipped Up Racing			
IDEAL LAP TIME : 1:04.142		BEST LAP TIME : 1:04.146		DIFFERENCE : 0.004			
LAP	SECTOR 1	SECTOR 2	LAP TIME	MPH	DIFF	TIME OF DAY	
1 -		27.249	1:37.393	60.63	33.247	12:31:48.486	
2 -	37.548	27.263	1:04.811 (2)	91.12	0.665	12:32:53.297	
3 -	38.838	28.192	1:07.030 (3)	88.10	2.884	12:34:00.327	
4 -	37.552	26.594	1:04.146 (1)	92.06		12:35:04.473	

BMCRC - MRO Championships 2022 - Rnd 2 @ Silverstone National

BMCRC Rookie 600 & 1000

RACE 2 - SECTOR ANALYSIS



SECTOR 1 = FL to I1, SECTOR 2 = I1 to FL, DIFF = Difference To Personal Best Lap, P = Crossed Finish Line in Pit Lane, D = Time Disallowed

P22 177 600		Calogero LAURICELLA		Kawasaki ZX-6R -		
IDEAL LAP TIME : 1:06.480		BEST LAP TIME : 1:06.709		DIFFERENCE : 0.229		
LAP	SECTOR 1	SECTOR 2	LAP TIME	MPH	DIFF	TIME OF DAY
1 -			1:38.314	60.06	31.605	12:31:49.407
2 -	38.296	28.413	1:06.709 (1)	88.52		12:32:56.116
3 -	39.315	28.184	1:07.499 (3)	87.49	0.790	12:34:03.615
4 -	39.114	28.361	1:07.475 (2)	87.52	0.766	12:35:11.090

P23 120 600		James GOWER		Yamaha R6 - TeamRubyRacing		
IDEAL LAP TIME : 1:05.841		BEST LAP TIME : 1:05.841		DIFFERENCE : 0.000		
LAP	SECTOR 1	SECTOR 2	LAP TIME	MPH	DIFF	TIME OF DAY
1 -		29.748	1:40.325	58.86	34.484	12:31:51.418
2 -	38.357	28.493	1:06.850 (2)	88.34	1.009	12:32:58.268
3 -	38.718	28.344	1:07.062 (3)	88.06	1.221	12:34:05.330
4 -	37.993	27.848	1:05.841 (1)	89.69		12:35:11.171

P24 885 600		Oliver HOBBS		Kawasaki ZX6R -		
IDEAL LAP TIME : 1:05.419		BEST LAP TIME : 1:06.848		DIFFERENCE : 1.429		
LAP	SECTOR 1	SECTOR 2	LAP TIME	MPH	DIFF	TIME OF DAY
1 -		27.920	1:36.959	60.90	30.111	12:31:48.052
2 -	37.641	33.087	1:10.728 (3)	83.49	3.880	12:32:58.780
3 -	39.070	27.778	1:06.848 (1)	88.34		12:34:05.628
4 -	38.286	29.094	1:07.380 (2)	87.64	0.532	12:35:13.008

P25 84 1000		Colin McPHERSON		Kawasaki ZX10R -		
IDEAL LAP TIME : 1:14.140		BEST LAP TIME : 1:14.210		DIFFERENCE : 0.070		
LAP	SECTOR 1	SECTOR 2	LAP TIME	MPH	DIFF	TIME OF DAY
1 -		32.492	1:19.875	73.93	5.665	12:31:30.968
2 -	42.396	32.608	1:15.004 (2)	78.73	0.794	12:32:45.972
3 -	42.466	31.744	1:14.210 (1)	79.58		12:34:00.182
4 -	43.152	31.879	1:15.031 (3)	78.70	0.821	12:35:15.213

P26 888 1000		Paul FAGG		Yamaha R1 4C8 -		
IDEAL LAP TIME :		BEST LAP TIME : 1:14.645		DIFFERENCE :		
LAP	SECTOR 1	SECTOR 2	LAP TIME	MPH	DIFF	TIME OF DAY
1 -			1:20.475	73.38	5.830	12:31:31.568
2 -			1:14.645 (1)	79.11		12:32:46.213
3 -			1:14.880 (2)	78.86	0.235	12:34:01.093
4 -			1:15.024 (3)	78.71	0.379	12:35:16.117

P27 155 600		Eliot SMITH		Honda CBR600RR - Pro-Moto Europe Ltd		
IDEAL LAP TIME : 1:07.631		BEST LAP TIME : 1:07.768		DIFFERENCE : 0.137		
LAP	SECTOR 1	SECTOR 2	LAP TIME	MPH	DIFF	TIME OF DAY
1 -		29.344	1:41.692	58.07	33.924	12:31:52.785
2 -	39.205	28.677	1:07.882 (3)	86.99	0.114	12:33:00.667
3 -	38.954	28.814	1:07.768 (1)	87.14		12:34:08.435
4 -	39.100	28.773	1:07.873 (2)	87.01	0.105	12:35:16.308

P28 18 600		Graeme COE		Yamaha R6 -		
IDEAL LAP TIME : 1:07.606		BEST LAP TIME : 1:07.682		DIFFERENCE : 0.076		
LAP	SECTOR 1	SECTOR 2	LAP TIME	MPH	DIFF	TIME OF DAY
1 -		29.992	1:41.822	57.99	34.140	12:31:52.915
2 -	39.258	29.931	1:09.189 (3)	85.35	1.507	12:33:02.104
3 -	38.550	29.219	1:07.769 (2)	87.14	0.087	12:34:09.873
4 -	38.387	29.295	1:07.682 (1)	87.25		12:35:17.555

BMCRC - MRO Championships 2022 - Rnd 2 @ Silverstone National

BMCRC Rookie 600 & 1000

RACE 2 - SECTOR ANALYSIS



SECTOR 1 = FL to I1, SECTOR 2 = I1 to FL, DIFF = Difference To Personal Best Lap, P = Crossed Finish Line in Pit Lane, D = Time Disallowed

P29 42 600 Kai EVANS		Kawasaki ZX6R - CBS Ltd Construction and Engineering				
IDEAL LAP TIME : 1:13.991		BEST LAP TIME : 1:14.501		DIFFERENCE : 0.510		
LAP	SECTOR 1	SECTOR 2	LAP TIME	MPH	DIFF	TIME OF DAY
1 -		32.336	1:45.905	55.76	31.404	12:31:56.998
2 -	41.655	32.846	1:14.501 (1)	79.26		12:33:11.499
3 -	42.415	32.967	1:15.382 (3)	78.34	0.881	12:34:26.881
4 -	42.280	32.536	1:14.816 (2)	78.93	0.315	12:35:41.697

P30 395 600 William NICHOLLS		Suzuki GSXR 600 - Will Nicholls Farriery				
IDEAL LAP TIME : 1:16.330		BEST LAP TIME : 1:17.189		DIFFERENCE : 0.859		
LAP	SECTOR 1	SECTOR 2	LAP TIME	MPH	DIFF	TIME OF DAY
1 -		33.073	1:49.541	53.91	32.352	12:32:00.634
2 -	45.959	31.881	1:17.840 (2)	75.86	0.651	12:33:18.474
3 -	44.449	32.740	1:17.189 (1)	76.50		12:34:35.663

P31 444 600 Micheal HANRAHAN		Yamaha R600 - T G CAD SERVICES/ G and g mobility services				
IDEAL LAP TIME : 1:22.090		BEST LAP TIME : 1:22.625		DIFFERENCE : 0.535		
LAP	SECTOR 1	SECTOR 2	LAP TIME	MPH	DIFF	TIME OF DAY
1 -		35.340	1:54.672	51.50	32.047	12:32:05.765
2 -	46.750	35.875	1:22.625 (1)	71.47		12:33:28.390
3 -	48.972	37.046	1:26.018 (2)	68.65	3.393	12:34:54.408

P32 994 600 Scott BACON		Yamaha R6 -				
IDEAL LAP TIME : 1:35.349		BEST LAP TIME :		DIFFERENCE :		
LAP	SECTOR 1	SECTOR 2	LAP TIME	MPH	DIFF	TIME OF DAY
1 -		32.307	1:46.567	55.41		12:31:57.660
2 -	1:03.042	IN PIT	2:17.400 P	42.98		12:34:15.060

BMCRC - MRO Championships 2022 - Rnd 2 @ Silverstone National

BMCRC Rookie 600 & 1000

RACE 2 - BEST SECTORS

SECTOR 1			SECTOR 2			IDEAL / BEST COMPARISON						
POS	NO	NAME	TIME	NO	NAME	TIME	POS	NO	NAME	IDEAL	BEST	DIFF
									PERFECT LAP	1:02.978		
1	224	HEALEY	36.384	46	MARSH	26.594	1	224	HEALEY	1:03.099	1:03.099	0.000
2	19	SHEPPHARD	36.417	224	HEALEY	26.715	2	19	SHEPPHARD	1:03.337	1:03.361	0.024
3	23	HINCHCLIFFE	36.522	19	SHEPPHARD	26.920	3	58	NICHOLAS	1:03.753	1:04.423	0.670
4	58	NICHOLAS	36.618	58	NICHOLAS	27.135	4	23	HINCHCLIFFE	1:03.845	1:03.845	0.000
5	69	COKER	36.777	23	HINCHCLIFFE	27.323	5	46	MARSH	1:04.142	1:04.146	0.004
6	125	CHAM	37.126	69	COKER	27.751	6	69	COKER	1:04.528	1:05.190	0.662
7	63	BIGUZZI	37.364	885	HOBBS	27.778	7	125	CHAM	1:05.206	1:05.206	0.000
8	46	MARSH	37.548	120	GOWER	27.848	8	885	HOBBS	1:05.419	1:06.848	1.429
9	449	WALLINGTON	37.553	175	PESTANA	28.039	9	120	GOWER	1:05.841	1:05.841	0.000
10	885	HOBBS	37.641	125	CHAM	28.080	10	63	BIGUZZI	1:05.897	1:05.897	0.000
11	45	SMITH	37.914	177	LAURICELLA	28.184	11	449	WALLINGTON	1:05.912	1:06.331	0.419
12	334	BRANDISH	37.951	449	WALLINGTON	28.359	12	177	LAURICELLA	1:06.480	1:06.709	0.229
13	120	GOWER	37.993	34	CHEESEMAN	28.450	13	175	PESTANA	1:06.552	1:06.552	0.000
14	177	LAURICELLA	38.296	63	BIGUZZI	28.533	14	334	BRANDISH	1:06.601	1:06.721	0.120
15	261	GREGORIO	38.322	334	BRANDISH	28.650	15	261	GREGORIO	1:07.105	1:07.105	0.000
16	18	COE	38.387	155	SMITH	28.677	16	34	CHEESEMAN	1:07.126	1:07.126	0.000
17	175	PESTANA	38.513	261	GREGORIO	28.783	17	18	COE	1:07.606	1:07.682	0.076
18	34	CHEESEMAN	38.676	274	LATIMER	29.129	18	155	SMITH	1:07.631	1:07.768	0.137
19	281	FARLEY	38.735	18	COE	29.219	19	45	SMITH	1:07.797	1:08.215	0.418
20	155	SMITH	38.954	12	BOXALL	29.334	20	96	SCOTT	1:08.695	1:08.695	0.000
21	96	SCOTT	39.140	96	SCOTT	29.555	21	281	FARLEY	1:08.870	1:08.891	0.021
22	640	BREWIN	39.540	45	SMITH	29.883	22	274	LATIMER	1:09.355	1:09.355	0.000
23	222	MERCER	39.712	37	DAVEY	30.018	23	12	BOXALL	1:09.410	1:09.410	0.000
24	12	BOXALL	40.076	640	BREWIN	30.066	24	640	BREWIN	1:09.606	1:09.606	0.000
25	274	LATIMER	40.226	222	MERCER	30.077	25	222	MERCER	1:09.789	1:09.789	0.000
26	37	DAVEY	40.428	281	FARLEY	30.135	26	37	DAVEY	1:10.446	1:10.728	0.282
27	42	EVANS	41.655	84	McPHERSON	31.744	27	42	EVANS	1:13.991	1:14.501	0.510
28	84	McPHERSON	42.396	395	NICHOLLS	31.881	28	84	McPHERSON	1:14.140	1:14.210	0.070
29	395	NICHOLLS	44.449	994	BACON	32.307	29	395	NICHOLLS	1:16.330	1:17.189	0.859
30	444	HANRAHAN	46.750	42	EVANS	32.336	30	444	HANRAHAN	1:22.090	1:22.625	0.535
31	994	BACON	1:03.042	444	HANRAHAN	35.340	31	994	BACON	1:35.349		
32							32	888	FAGG		1:14.645	

BMCRC - MRO Championships 2022 - Rnd 2 @ Silverstone National

BMCRC Rookie 600 & 1000

RACE 2 - STATISTICS

Competitors Started	32
Planned Start	2022-04-02 @ 12:11:00.000
Actual Start	2022-04-02 @ 12:30:11.092
Finish Time	2022-04-02 @ 12:34:33.355
Track Length	1.6404mi.
Total Laps	124
Total Distance Covered	203.4174mi.

Session Fastest Lap History

NO	CL	NAME	LAP TIME	TIME OF DAY	LAP	VEHICLE
224	1000	Lee HEALEY	1:07.410	12:32:24.962	2	Suzuki GSXR 1000R
23	1000	Harry HINCHCLIFFE	1:05.495	12:32:25.249	2	Kawasaki ZX10R
58	600	Paul NICHOLAS	1:04.423	12:32:51.356	2	Yamaha YZF R6
19	600	Michael SHEPPHARD	1:04.186	12:32:54.159	2	Kawasaki ZX6R
224	1000	Lee HEALEY	1:03.099	12:34:33.363	4	Suzuki GSXR 1000R

Session Leader History

NO	CL	NAME	FROM LAP	LAPS LED	DISTANCE	VEHICLE
224	1000	Lee HEALEY	1	2	3.28 miles	Suzuki GSXR 1000R
23	1000	Harry HINCHCLIFFE	3	1	1.64 miles	Kawasaki ZX10R
224	1000	Lee HEALEY	4	1	1.64 miles	Suzuki GSXR 1000R

Flag History

TYPE	TIME OF DAY
GREEN	12:30:11.092
FINISH	12:34:33.355

Flag Statistics

TYPE	COUNT	TOTAL LAPS	TOTAL TIME
Green	1	4	5:55.708
Red	0	0	0.000
Safety Car	0	0	0.000
FCY	0	0	0.000

BMCRC - MRO Championships 2022 - Rnd 2 @ Silverstone National

BMCRC Rookie 600 & 1000

RACE 2 - STATISTICS

CLASS : 1000

20 Starters

Fastest Lap History

NO	NAME	LAP TIME	TIME OF DAY	LAP	VEHICLE
224	Lee HEALEY	1:07.410	12:32:24.962	2	Suzuki GSXR 1000R
23	Harry HINCHCLIFFE	1:05.495	12:32:25.249	2	Kawasaki ZX10R
23	Harry HINCHCLIFFE	1:04.854	12:33:30.102	3	Kawasaki ZX10R
224	Lee HEALEY	1:03.099	12:34:33.363	4	Suzuki GSXR 1000R

Leader History

NO	NAME	FROM LAP	LAPS LED	DISTANCE	VEHICLE
224	Lee HEALEY	1	2	3.28 miles	Suzuki GSXR 1000R
23	Harry HINCHCLIFFE	3	1	1.64 miles	Kawasaki ZX10R
224	Lee HEALEY	4	1	1.64 miles	Suzuki GSXR 1000R

BMCRC - MRO Championships 2022 - Rnd 2 @ Silverstone National

BMCRC Rookie 600 & 1000

RACE 2 - STATISTICS

CLASS : 600

12 Starters

Fastest Lap History

NO	NAME	LAP TIME	TIME OF DAY	LAP	VEHICLE
58	Paul NICHOLAS	1:04.423	12:32:51.356	2	Yamaha YZF R6
19	Michael SHEPPHARD	1:04.186	12:32:54.159	2	Kawasaki ZX6R
19	Michael SHEPPHARD	1:03.361	12:35:03.961	4	Kawasaki ZX6R

Leader History

NO	NAME	FROM LAP	LAPS LED	DISTANCE	VEHICLE
58	Paul NICHOLAS	1	4	6.56 miles	Yamaha YZF R6

BMCRC - MRO Championships 2022 - Rnd 2 @ Silverstone National



CONTRACTORS LTD

BMCRC Rookie 600 & 1000

RACE 12 - GRID (8 Laps)

ROW 14	42		41		40	41 Toby COOK	
ROW 13		39	994 Scott BACON	38	444 Micheal HANRAHAN	37	395 William NICHOLLS
ROW 12	36	42 Kai EVANS	35	155 Eliot SMITH	34	18 Graeme COE	
ROW 11		33	885 Oliver HOBBS	32	177 Calogero LAURICELLA	31	120 James GOWER
ROW 10	30	58 Paul NICHOLAS	29	46 Pete MARSH	28	19 Michael SHEPPHARD	
ROW 9		27		26		25	
ROW 8	24		23		22	50 Jason PAES	
ROW 7		21	56 Paul HARRIS	20	888 Paul FAGG	19	84 Colin McPHERSON
ROW 6	18	37 Adam DAVEY	17	222 Daniel MERCER	16	640 Dominic BREWIN	
ROW 5		15	12 Paul BOXALL	14	274 Stewart LATIMER	13	281 Daniel FARLEY
ROW 4	12	96 Peter SCOTT	11	45 Glenn SMITH	10	34 Ben CHEESEMAN	
ROW 3		9	261 Roberto Di GREGORIO	8	334 Anthony BRANDISH	7	175 Arlindo PESTANA
ROW 2	6	449 Luke WALLINGTON	5	63 Riccardo BIGUZZI	4	125 Matthew CHAM	
ROW 1		3	69 Alfie COKER	2	23 Harry HINCHCLIFFE	1	224 Lee HEALEY
Pole							

Silverstone National: 1.6404 miles

These results are provisional until the conclusion of any judicial and technical matters.

Clerk Of Course :	Stewards :	Timekeeper : Craig Smith
-------------------	------------	--------------------------

Results can be found at www.tsl-timing.com

Printed - 12:41 Saturday, 02 April 2022



BMCRC - MRO Championships 2022 - Rnd 2 @ Silverstone National

BMCRC Rookie 600 & 1000

RACE 12 - CLASSIFICATION



CONTRACTORS LTD

POS	NO	CL	PIC NAME	ENTRY	LAPS	TIME	GAP	DIFF	MPH	BEST	ON
1	224	1000	1 Lee HEALEY	Suzuki GSXR 1000R - F-Tech Fire & Electrical Ltd	5	5:35.450			88.02	1:03.665	2
2	69	1000	2 Alfie COKER	Kawasaki ZX10 - Elmech Racing Team	5	5:35.596	0.146	0.146	87.98	1:06.079	5
3	449	1000	3 Luke WALLINGTON	Yamaha R1 4C8 - BW Bespoke Developments Ltd	5	5:45.223	9.773	9.627	85.53	1:07.269	2
4	34	1000	4 Ben CHEESEMAN	Kawasaki ZX10RR - BCH Services Kent Ltd	5	5:56.902	21.452	11.679	82.73	1:05.420	2
5	334	1000	5 Anthony BRANDISH	Suzuki GSXR 1000 - BW bespoke developments ltd	5	5:58.039	22.589	1.137	82.47	1:10.029	2
6	281	1000	6 Daniel FARLEY	Suzuki GSXR - F-TECH FIRE & ELECTRICAL LTD	5	6:03.046	27.596	5.007	81.33	1:09.446	2
7	261	1000	7 Roberto Di GREGORIO	Ducati 899 PANIGALE -	5	6:06.292	30.842	3.246	80.61	1:11.144	2
8	45	1000	8 Glenn SMITH	Kawasaki ZX10R -	5	6:12.908	37.458	6.616	79.18	1:09.133	2
9	37	1000	9 Adam DAVEY	BMW S1000RR -	5	6:13.605	38.155	0.697	79.03	1:12.022	4
10	125	1000	10 Matthew CHAM	Kawasaki ZX10R - MFM Track Bikes	5	6:14.774	39.324	1.169	78.78	1:09.538	2
11	175	1000	11 Arlindo PESTANA	BMW S1000RR - Pep's racing	5	6:16.386	40.936	1.612	78.45	1:09.596	2
12	19	600	1 Michael SHEPPHARD	Kawasaki ZX6R - RTR Performance	5	6:21.481	46.031	5.095	77.40	1:09.566	2
13	96	1000	12 Peter SCOTT	Suzuki GSXR750 - South Hill MOT Centre	5	6:33.506	58.056	12.025	75.03	1:17.532	5
14	58	600	2 Paul NICHOLAS	Yamaha YZF R6 - Harris Autos Repairs	5	6:34.678	59.228	1.172	74.81	1:13.389	4
15	120	600	3 James GOWER	Yamaha R6 - TeamRubyRacing	5	6:45.307	1:09.857	10.629	72.85	1:12.442	2
16	41	600	4 Toby COOK	Triumph DAYTONA 675 - Brixham Bodyworks	5	6:47.477	1:12.027	2.170	72.46	1:14.204	5
17	640	1000	13 Dominic BREWIN	Suzuki GSXR 1000 - The Crown Inn - Heather	5	6:49.569	1:14.119	2.092	72.09	1:19.401	2
18	155	600	5 Eliot SMITH	Honda CBR600RR - Pro-Moto Europe Ltd	4	5:37.283	1 Lap	1 Lap	70.03	1:16.477	2
19	177	600	6 Calogero LAURICELLA	Kawasaki ZX-6R -	4	6:00.980	1 Lap	23.697	65.44	1:23.617	2
20	395	600	7 William NICHOLLS	Suzuki GSXR 600 - Will Nicholls Farriery	4	6:06.262	1 Lap	5.282	64.49	1:19.608	4
21	444	600	8 Micheal HANRAHAN	Yamaha R600 - T G CAD SERVICES/ G and g mob	4	6:23.723	1 Lap	17.461	61.56	1:26.625	3

NOT CLASSIFIED

DNF	222	1000	Daniel MERCER	Honda CBR1000RR - McLovin Racing	3	4:22.395	2 Laps	1 Lap	67.52	1:20.784	2
DNF	23	1000	Harry HINCHCLIFFE	Kawasaki ZX10R - JDL Electrical	2	2:42.811	3 Laps	1 Lap	72.54		
DNF	63	1000	Riccardo BIGUZZI	Bmw S1000RR - Jardiner	2	2:47.396	3 Laps	4.585	70.55		
DNF	885	600	Oliver HOBBS	Kawasaki ZX6R -	2	3:09.314	3 Laps	21.918	62.39		
DNF	84	1000	Colin McPHERSON	Kawasaki ZX10R -	2	3:11.751	3 Laps	2.437	61.59		
DNF	42	600	Kai EVANS	Kawasaki ZX6R - CBS Ltd Construction and Engine	2	3:16.782	3 Laps	5.031	60.02		
DNF	274	1000	Stewart LATIMER	Suzuki GSXR1000 -	1	1:24.143	4 Laps	1 Lap	70.18		

FASTEST LAP

	224	1000	Lee HEALEY	Suzuki GSXR 1000R - F-Tech Fire & Electrical Ltd	2	1:03.665		92.76 mph	149.28 kph		
	19	600	Michael SHEPPHARD	Kawasaki ZX6R - RTR Performance	2	1:09.566		84.89 mph	136.62 kph		

Class 1000 - 92.5% of Race Speed = 81.41 mph

Class 600 - 92.5% of Race Speed = 71.59 mph

Weather / Track : Rain / Damp

These results are provisional until the conclusion of any judicial and technical matters.

Race Distance: 5 Laps / 8.20 miles

Silverstone National: 1.6404 miles

Date: 02/04/2022 Start: 16:54 Finish: 17:00

Clerk Of Course :

Stewards :

Timekeeper : Craig Smith

Results can be found at www.tsl-timing.com

Printed - 17:02 Saturday, 02 April 2022



BMCRC - MRO Championships 2022 - Rnd 2 @ Silverstone National

BMCRC Rookie 600 & 1000

RACE 12 - LAP CHART

LAP 1 @ 16:55:46.900

NO	BEHIND	LAP TIME
224		1:04.643
69	3.464	1:08.107
34	5.199	1:09.842
125	5.485	1:10.128
175	6.427	1:11.070
281	8.972	1:13.615
261	9.650	1:14.293
63	10.258	1:14.901
449	10.389	1:15.032
45	10.690	1:15.333
334	11.153	1:15.796
23	11.585	1:16.228
222	13.878	1:18.521
37	15.375	1:20.018
96	15.739	1:20.382
640	17.717	1:22.360
274	19.500	1:24.143
84	21.963	1:26.606
19	31.189	1:35.832
58	32.537	1:37.180
120	32.642	1:37.285
155	34.003	1:38.646
885	34.121	1:38.764
177	36.086	1:40.729
41	40.392	1:45.035
42	42.698	1:47.341
444	52.887	1:57.530
395	58.712	2:03.355

LAP 2 @ 16:56:50.565

NO	BEHIND	LAP TIME
224		1:03.665
69	6.326	1:06.527
34	6.954	1:05.420
125	11.358	1:09.538
175	12.358	1:09.596
449	13.993	1:07.269
281	14.753	1:09.446
45	16.158	1:09.133
261	17.129	1:11.144
334	17.517	1:10.029
37	27.696	1:15.986
222	30.997	1:20.784
96	31.342	1:19.268
640	33.453	1:19.401
23	34.503	1:26.583 P
19	37.090	1:09.566
63	39.088	1:32.495 P
120	41.419	1:12.442
58	44.989	1:16.117
155	46.815	1:16.477
41	53.186	1:16.459
177	56.038	1:23.617
885	1:01.006	1:30.550 P
84	1:03.443	1:45.145 P
42	1:08.474	1:29.441 P

LAP 3 @ 16:58:01.459

NO	BEHIND	LAP TIME
224		1:10.894
69	3.913	1:08.481
395	1 Lap	1:22.162

444	1 Lap	1:29.027
34	7.890	1:11.830
449	11.073	1:07.974
281	17.602	1:13.743
125	17.664	1:17.200
334	17.918	1:11.295
175	18.390	1:16.926
45	18.901	1:13.637
261	19.118	1:12.883
37	30.025	1:13.223
19	37.895	1:11.699
96	39.078	1:18.630
640	44.440	1:21.881
58	48.501	1:14.406
120	50.356	1:19.831
155	56.724	1:20.803
41	58.719	1:16.427
222	1:03.193	1:43.090 P

LAP 4 @ 16:59:11.309

NO	BEHIND	LAP TIME
224		1:09.850
69	0.465	1:06.402
177	1 Lap	1:26.974
449	8.888	1:07.665
34	11.732	1:13.692
395	1 Lap	1:21.137
334	18.552	1:10.484
281	19.960	1:12.208
261	22.553	1:13.285
444	1 Lap	1:26.625
45	25.194	1:16.143
125	25.806	1:17.992
175	26.347	1:17.807
37	32.197	1:12.022
19	39.247	1:11.202
96	46.922	1:17.694
58	52.040	1:13.389
640	56.988	1:22.398
120	58.642	1:18.136
41	1:04.221	1:15.352

LAP 5 @ 17:00:17.707

NO	BEHIND	LAP TIME
224		1:06.398
69	0.146	1:06.079
155	1 Lap	1:21.357
449	9.773	1:07.283
34	21.452	1:16.118
334	22.589	1:10.435
177	1 Lap	1:29.660
281	27.596	1:14.034
395	1 Lap	1:19.608
261	30.842	1:14.687
45	37.458	1:18.662
37	38.155	1:12.356
125	39.324	1:19.916
175	40.936	1:20.987
19	46.031	1:13.182
444	1 Lap	1:30.541
96	58.056	1:17.532
58	59.228	1:13.586
120	1:09.857	1:17.613
41	1:12.027	1:14.204
640	1:14.119	1:23.529

Weather / Track : Rain / Damp

Results can be found at www.tsl-timing.com

Silverstone National: 1.6404 miles
Date: 02/04/2022 Start: 16:54 Finish: 17:00

Printed - 17:02 Saturday, 02 April 2022

BMCRC - MRO Championships 2022 - Rnd 2 @ Silverstone National

BMCRC Rookie 600 & 1000

RACE 12 - SECTOR ANALYSIS



SECTOR 1 = FL to I1, SECTOR 2 = I1 to FL, DIFF = Difference To Personal Best Lap, P = Crossed Finish Line in Pit Lane, D = Time Disallowed

P1		224	1000	Lee HEALEY	Suzuki GSXR 1000R - F-Tech Fire & Electrical Ltd						
IDEAL LAP TIME :		1:02.755		BEST LAP TIME :		1:03.665		DIFFERENCE :		0.910	
LAP	SECTOR 1	SECTOR 2		LAP TIME	MPH	DIFF	TIME OF DAY				
1 -		26.751		1:04.643	91.35	0.978	16:55:46.900				
2 -	36.004	27.661		1:03.665 (1)	92.76		16:56:50.565				
3 -	40.157	30.737		1:10.894	83.30	7.229	16:58:01.459				
4 -	39.788	30.062		1:09.850 (3)	84.54	6.185	16:59:11.309				
5 -	38.193	28.205		1:06.398 (2)	88.94	2.733	17:00:17.707				

P2		69	1000	Alfie COKER	Kawasaki ZX10 - Elmech Racing Team						
IDEAL LAP TIME :		1:06.075		BEST LAP TIME :		1:06.079		DIFFERENCE :		0.004	
LAP	SECTOR 1	SECTOR 2		LAP TIME	MPH	DIFF	TIME OF DAY				
1 -		28.495		1:08.107	86.71	2.028	16:55:50.364				
2 -	37.625	28.902		1:06.527 (3)	88.77	0.448	16:56:56.891				
3 -	37.870	30.611		1:08.481	86.23	2.402	16:58:05.372				
4 -	37.618	28.784		1:06.402 (2)	88.93	0.323	16:59:11.774				
5 -	37.622	28.457		1:06.079 (1)	89.37		17:00:17.853				

P3		449	1000	Luke WALLINGTON	Yamaha R1 4C8 - BW Bespoke Developments Ltd						
IDEAL LAP TIME :		1:06.500		BEST LAP TIME :		1:07.269		DIFFERENCE :		0.769	
LAP	SECTOR 1	SECTOR 2		LAP TIME	MPH	DIFF	TIME OF DAY				
1 -		30.492		1:15.032	78.70	7.763	16:55:57.289				
2 -	38.286	28.983		1:07.269 (1)	87.79		16:57:04.558				
3 -	38.999	28.975		1:07.974	86.88	0.705	16:58:12.532				
4 -	38.751	28.914		1:07.665 (3)	87.27	0.396	16:59:20.197				
5 -	39.069	28.214		1:07.283 (2)	87.77	0.014	17:00:27.480				

P4		34	1000	Ben CHEESEMAN	Kawasaki ZX10RR - BCH Services Kent Ltd						
IDEAL LAP TIME :		1:04.932		BEST LAP TIME :		1:05.420		DIFFERENCE :		0.488	
LAP	SECTOR 1	SECTOR 2		LAP TIME	MPH	DIFF	TIME OF DAY				
1 -		28.469		1:09.842	84.55	4.422	16:55:52.099				
2 -	36.463	28.957		1:05.420 (1)	90.27		16:56:57.519				
3 -	39.520	32.310		1:11.830 (2)	82.21	6.410	16:58:09.349				
4 -	40.362	33.330		1:13.692 (3)	80.13	8.272	16:59:23.041				
5 -	41.785	34.333		1:16.118	77.58	10.698	17:00:39.159				

P5		334	1000	Anthony BRANDISH	Suzuki GSXR 1000 - BW bespoke developments ltd						
IDEAL LAP TIME :		1:09.579		BEST LAP TIME :		1:10.029		DIFFERENCE :		0.450	
LAP	SECTOR 1	SECTOR 2		LAP TIME	MPH	DIFF	TIME OF DAY				
1 -		30.805		1:15.796	77.91	5.767	16:55:58.053				
2 -	39.589	30.440		1:10.029 (1)	84.33		16:57:08.082				
3 -	40.205	31.090		1:11.295	82.83	1.266	16:58:19.377				
4 -	40.453	30.031		1:10.484 (3)	83.78	0.455	16:59:29.861				
5 -	40.445	29.990		1:10.435 (2)	83.84	0.406	17:00:40.296				

P6		281	1000	Daniel FARLEY	Suzuki GSXR - F-TECH FIRE & ELECTRICAL LTD						
IDEAL LAP TIME :		1:09.423		BEST LAP TIME :		1:09.446		DIFFERENCE :		0.023	
LAP	SECTOR 1	SECTOR 2		LAP TIME	MPH	DIFF	TIME OF DAY				
1 -		30.310		1:13.615	80.22	4.169	16:55:55.872				
2 -	39.113	30.333		1:09.446 (1)	85.03		16:57:05.318				
3 -	40.197	33.546		1:13.743 (3)	80.08	4.297	16:58:19.061				
4 -	40.893	31.315		1:12.208 (2)	81.78	2.762	16:59:31.269				
5 -	42.047	31.987		1:14.034	79.76	4.588	17:00:45.303				

BMCRC - MRO Championships 2022 - Rnd 2 @ Silverstone National

BMCRC Rookie 600 & 1000

RACE 12 - SECTOR ANALYSIS



SECTOR 1 = FL to I1, SECTOR 2 = I1 to FL, DIFF = Difference To Personal Best Lap, P = Crossed Finish Line in Pit Lane, D = Time Disallowed

P7		261	1000	Roberto Di GREGORIO	Ducati 899 PANIGALE -			
IDEAL LAP TIME :		1:10.193	BEST LAP TIME :		1:11.144	DIFFERENCE :		0.951
LAP	SECTOR 1	SECTOR 2	LAP TIME	MPH	DIFF	TIME OF DAY		
1 -		29.948	1:14.293	79.49	3.149	16:55:56.550		
2 -	40.245	30.899	1:11.144 (1)	83.01		16:57:07.694		
3 -	41.440	31.443	1:12.883 (2)	81.02	1.739	16:58:20.577		
4 -	42.561	30.724	1:13.285 (3)	80.58	2.141	16:59:33.862		
5 -	42.426	32.261	1:14.687	79.07	3.543	17:00:48.549		

P8		45	1000	Glenn SMITH	Kawasaki ZX10R -			
IDEAL LAP TIME :		1:09.133	BEST LAP TIME :		1:09.133	DIFFERENCE :		0.000
LAP	SECTOR 1	SECTOR 2	LAP TIME	MPH	DIFF	TIME OF DAY		
1 -		30.747	1:15.333	78.39	6.200	16:55:57.590		
2 -	39.006	30.127	1:09.133 (1)	85.42		16:57:06.723		
3 -	40.784	32.853	1:13.637 (2)	80.19	4.504	16:58:20.360		
4 -	43.085	33.058	1:16.143 (3)	77.56	7.010	16:59:36.503		
5 -	44.797	33.865	1:18.662	75.07	9.529	17:00:55.165		

P9		37	1000	Adam DAVEY	BMW S1000RR -			
IDEAL LAP TIME :		1:11.872	BEST LAP TIME :		1:12.022	DIFFERENCE :		0.150
LAP	SECTOR 1	SECTOR 2	LAP TIME	MPH	DIFF	TIME OF DAY		
1 -		32.306	1:20.018	73.80	7.996	16:56:02.275		
2 -	41.635	34.351	1:15.986	77.72	3.964	16:57:18.261		
3 -	41.766	31.457	1:13.223 (3)	80.65	1.201	16:58:31.484		
4 -	41.151	30.871	1:12.022 (1)	81.99		16:59:43.506		
5 -	41.635	30.721	1:12.356 (2)	81.61	0.334	17:00:55.862		

P10		125	1000	Matthew CHAM	Kawasaki ZX10R - MFM Track Bikes			
IDEAL LAP TIME :		1:07.682	BEST LAP TIME :		1:09.538	DIFFERENCE :		1.856
LAP	SECTOR 1	SECTOR 2	LAP TIME	MPH	DIFF	TIME OF DAY		
1 -		29.502	1:10.128	84.21	0.590	16:55:52.385		
2 -	38.180	31.358	1:09.538 (1)	84.92		16:57:01.923		
3 -	42.203	34.997	1:17.200 (2)	76.49	7.662	16:58:19.123		
4 -	44.313	33.679	1:17.992 (3)	75.72	8.454	16:59:37.115		
5 -	44.731	35.185	1:19.916	73.89	10.378	17:00:57.031		

P11		175	1000	Arlindo PESTANA	BMW S1000RR - Pep's racing			
IDEAL LAP TIME :		1:07.464	BEST LAP TIME :		1:09.596	DIFFERENCE :		2.132
LAP	SECTOR 1	SECTOR 2	LAP TIME	MPH	DIFF	TIME OF DAY		
1 -		29.062	1:11.070	83.09	1.474	16:55:53.327		
2 -	38.402	31.194	1:09.596 (1)	84.85		16:57:02.923		
3 -	42.556	34.370	1:16.926 (2)	76.77	7.330	16:58:19.849		
4 -	44.118	33.689	1:17.807 (3)	75.90	8.211	16:59:37.656		
5 -	47.599	33.388	1:20.987	72.92	11.391	17:00:58.643		

P12		19	600	Michael SHEPPHARD	Kawasaki ZX6R - RTR Performance			
IDEAL LAP TIME :		1:08.281	BEST LAP TIME :		1:09.566	DIFFERENCE :		1.285
LAP	SECTOR 1	SECTOR 2	LAP TIME	MPH	DIFF	TIME OF DAY		
1 -		28.857	1:35.832	61.62	26.266	16:56:18.089		
2 -	39.424	30.142	1:09.566 (1)	84.89		16:57:27.655		
3 -	40.999	30.700	1:11.699 (3)	82.36	2.133	16:58:39.354		
4 -	40.468	30.734	1:11.202 (2)	82.94	1.636	16:59:50.556		
5 -	42.137	31.045	1:13.182	80.69	3.616	17:01:03.738		

BMCRC - MRO Championships 2022 - Rnd 2 @ Silverstone National

BMCRC Rookie 600 & 1000

RACE 12 - SECTOR ANALYSIS



SECTOR 1 = FL to I1, SECTOR 2 = I1 to FL, DIFF = Difference To Personal Best Lap, P = Crossed Finish Line in Pit Lane, D = Time Disallowed

P13 96 1000 Peter SCOTT		Suzuki GSXR750 - South Hill MOT Centre				
IDEAL LAP TIME : 1:16.301		BEST LAP TIME : 1:17.532		DIFFERENCE : 1.231		
LAP	SECTOR 1	SECTOR 2	LAP TIME	MPH	DIFF	TIME OF DAY
1 -		33.222	1:20.382	73.46	2.850	16:56:02.639
2 -	43.831	35.437	1:19.268	74.50	1.736	16:57:21.907
3 -			1:18.630 (3)	75.10	1.098	16:58:40.537
4 -	44.287	33.407	1:17.694 (2)	76.01	0.162	16:59:58.231
5 -	45.062	32.470	1:17.532 (1)	76.17		17:01:15.763

P14 58 600 Paul NICHOLAS		Yamaha YZF R6 - Harris Autos Repairs				
IDEAL LAP TIME : 1:07.656		BEST LAP TIME : 1:13.389		DIFFERENCE : 5.733		
LAP	SECTOR 1	SECTOR 2	LAP TIME	MPH	DIFF	TIME OF DAY
1 -		28.514	1:37.180	60.77	23.791	16:56:19.437
2 -	39.142	36.975	1:16.117	77.58	2.728	16:57:35.554
3 -	41.981	32.425	1:14.406 (3)	79.37	1.017	16:58:49.960
4 -	41.219	32.170	1:13.389 (1)	80.47		17:00:03.349
5 -	41.650	31.936	1:13.586 (2)	80.25	0.197	17:01:16.935

P15 120 600 James GOWER		Yamaha R6 - TeamRubyRacing				
IDEAL LAP TIME : 1:07.787		BEST LAP TIME : 1:12.442		DIFFERENCE : 4.655		
LAP	SECTOR 1	SECTOR 2	LAP TIME	MPH	DIFF	TIME OF DAY
1 -		28.652	1:37.285	60.70	24.843	16:56:19.542
2 -	39.135	33.307	1:12.442 (1)	81.52		16:57:31.984
3 -	44.952	34.879	1:19.831	73.97	7.389	16:58:51.815
4 -	44.320	33.816	1:18.136 (3)	75.58	5.694	17:00:09.951
5 -	44.438	33.175	1:17.613 (2)	76.09	5.171	17:01:27.564

P16 41 600 Toby COOK		Triumph DAYTONA 675 - Brixham Bodyworks				
IDEAL LAP TIME : 1:13.675		BEST LAP TIME : 1:14.204		DIFFERENCE : 0.529		
LAP	SECTOR 1	SECTOR 2	LAP TIME	MPH	DIFF	TIME OF DAY
1 -		31.525	1:45.035	56.22	30.831	16:56:27.292
2 -	43.422	33.037	1:16.459	77.23	2.255	16:57:43.751
3 -	44.349	32.078	1:16.427 (3)	77.27	2.223	16:59:00.178
4 -	44.077	31.275	1:15.352 (2)	78.37	1.148	17:00:15.530
5 -	42.400	31.804	1:14.204 (1)	79.58		17:01:29.734

P17 640 1000 Dominic BREWIN		Suzuki GSXR 1000 - The Crown Inn - Heather				
IDEAL LAP TIME : 1:16.777		BEST LAP TIME : 1:19.401		DIFFERENCE : 2.624		
LAP	SECTOR 1	SECTOR 2	LAP TIME	MPH	DIFF	TIME OF DAY
1 -		33.178	1:22.360	71.70	2.959	16:56:04.617
2 -	43.599	35.802	1:19.401 (1)	74.37		16:57:24.018
3 -	46.508	35.373	1:21.881 (2)	72.12	2.480	16:58:45.899
4 -	46.385	36.013	1:22.398 (3)	71.67	2.997	17:00:08.297
5 -	47.367	36.162	1:23.529	70.70	4.128	17:01:31.826

P18 155 600 Eliot SMITH		Honda CBR600RR - Pro-Moto Europe Ltd				
IDEAL LAP TIME : 1:09.442		BEST LAP TIME : 1:16.477		DIFFERENCE : 7.035		
LAP	SECTOR 1	SECTOR 2	LAP TIME	MPH	DIFF	TIME OF DAY
1 -		29.238	1:38.646	59.86	22.169	16:56:20.903
2 -	40.204	36.273	1:16.477 (1)	77.22		16:57:37.380
3 -	45.682	35.121	1:20.803 (2)	73.08	4.326	16:58:58.183
4 -	46.723	34.634	1:21.357 (3)	72.58	4.880	17:00:19.540

BMCRC - MRO Championships 2022 - Rnd 2 @ Silverstone National

BMCRC Rookie 600 & 1000

RACE 12 - SECTOR ANALYSIS



SECTOR 1 = FL to I1, SECTOR 2 = I1 to FL, DIFF = Difference To Personal Best Lap, P = Crossed Finish Line in Pit Lane, D = Time Disallowed

P19 177 600		Calogero LAURICELLA		Kawasaki ZX-6R -		
IDEAL LAP TIME :		BEST LAP TIME : 1:23.617		DIFFERENCE :		
LAP	SECTOR 1	SECTOR 2	LAP TIME	MPH	DIFF	TIME OF DAY
1 -			1:40.729	58.62	17.112	16:56:22.986
2 -			1:23.617 (1)	70.62		16:57:46.603
3 -			1:26.974 (2)	67.90	3.357	16:59:13.577
4 -			1:29.660 (3)	65.86	6.043	17:00:43.237

P20 395 600		William NICHOLLS		Suzuki GSXR 600 - Will Nicholls Farriery		
IDEAL LAP TIME : 1:19.515		BEST LAP TIME : 1:19.608		DIFFERENCE : 0.093		
LAP	SECTOR 1	SECTOR 2	LAP TIME	MPH	DIFF	TIME OF DAY
1 -		34.630	2:03.355	47.87	43.747	16:56:45.612
2 -	47.223	34.939	1:22.162 (3)	71.87	2.554	16:58:07.774
3 -	46.546	34.591	1:21.137 (2)	72.78	1.529	16:59:28.911
4 -	46.639	32.969	1:19.608 (1)	74.18		17:00:48.519

P21 444 600		Micheal HANRAHAN		Yamaha R600 - T G CAD SERVICES/ G and g mobility services		
IDEAL LAP TIME : 1:26.625		BEST LAP TIME : 1:26.625		DIFFERENCE : 0.000		
LAP	SECTOR 1	SECTOR 2	LAP TIME	MPH	DIFF	TIME OF DAY
1 -		37.315	1:57.530	50.24	30.905	16:56:39.787
2 -	50.778	38.249	1:29.027 (2)	66.33	2.402	16:58:08.814
3 -	49.770	36.855	1:26.625 (1)	68.17		16:59:35.439
4 -	52.211	38.330	1:30.541 (3)	65.22	3.916	17:01:05.980

P22 222 1000		Daniel MERCER		Honda CBR1000RR - McLovin Racing		
IDEAL LAP TIME : 1:14.572		BEST LAP TIME : 1:20.784		DIFFERENCE : 6.212		
LAP	SECTOR 1	SECTOR 2	LAP TIME	MPH	DIFF	TIME OF DAY
1 -		32.237	1:18.521	75.21		16:56:00.778
2 -	42.335	38.449	1:20.784 (1)	73.10		16:57:21.562
3 -	48.095	IN PIT	1:43.090 P	57.28	22.306	16:59:04.652

P23 23 1000		Harry HINCHCLIFFE		Kawasaki ZX10R - JDL Electrical		
IDEAL LAP TIME : 1:17.869		BEST LAP TIME :		DIFFERENCE :		
LAP	SECTOR 1	SECTOR 2	LAP TIME	MPH	DIFF	TIME OF DAY
1 -		34.035	1:16.228	77.47		16:55:58.485
2 -	43.834	IN PIT	1:26.583 P	68.20		16:57:25.068

P24 63 1000		Riccardo BIGUZZI		Bmw S1000RR - Jardiner		
IDEAL LAP TIME : 1:16.543		BEST LAP TIME :		DIFFERENCE :		
LAP	SECTOR 1	SECTOR 2	LAP TIME	MPH	DIFF	TIME OF DAY
1 -		31.345	1:14.901	78.84		16:55:57.158
2 -	45.198	IN PIT	1:32.495 P	63.84		16:57:29.653

P25 885 600		Oliver HOBBS		Kawasaki ZX6R -		
IDEAL LAP TIME : 1:10.284		BEST LAP TIME :		DIFFERENCE :		
LAP	SECTOR 1	SECTOR 2	LAP TIME	MPH	DIFF	TIME OF DAY
1 -		29.787	1:38.764	59.79		16:56:21.021
2 -	40.497	IN PIT	1:30.550 P	65.21		16:57:51.571

P26 84 1000		Colin McPHERSON		Kawasaki ZX10R -		
IDEAL LAP TIME : 1:26.979		BEST LAP TIME :		DIFFERENCE :		
LAP	SECTOR 1	SECTOR 2	LAP TIME	MPH	DIFF	TIME OF DAY
1 -		35.741	1:26.606	68.18		16:56:08.863
2 -	51.238	IN PIT	1:45.145 P	56.16		16:57:54.008

BMCRC - MRO Championships 2022 - Rnd 2 @ Silverstone National

BMCRC Rookie 600 & 1000

RACE 12 - SECTOR ANALYSIS



SECTOR 1 = FL to I1, SECTOR 2 = I1 to FL, DIFF = Difference To Personal Best Lap, P = Crossed Finish Line in Pit Lane, D = Time Disallowed

P27 42 600 Kai EVANS		Kawasaki ZX6R - CBS Ltd Construction and Engineering				
IDEAL LAP TIME : 1:17.024		BEST LAP TIME :		DIFFERENCE :		
LAP	SECTOR 1	SECTOR 2	LAP TIME	MPH	DIFF	TIME OF DAY
1 -		33.745	1:47.341	55.01		16:56:29.598
2 -	43.279	IN PIT	1:29.441 P	66.02		16:57:59.039

P28 274 1000 Stewart LATIMER		Suzuki GSXR1000 -				
IDEAL LAP TIME :		BEST LAP TIME :		DIFFERENCE :		
LAP	SECTOR 1	SECTOR 2	LAP TIME	MPH	DIFF	TIME OF DAY
1 -		34.783	1:24.143	70.18		16:56:06.400

BMCRC - MRO Championships 2022 - Rnd 2 @ Silverstone National

BMCRC Rookie 600 & 1000

RACE 12 - BEST SECTORS

SECTOR 1			SECTOR 2			IDEAL / BEST COMPARISON						
POS	NO	NAME	TIME	NO	NAME	TIME	POS	NO	NAME	IDEAL	BEST	DIFF
									PERFECT LAP	1:02.755		
1	224	HEALEY	36.004	224	HEALEY	26.751	1	224	HEALEY	1:02.755	1:03.665	0.910
2	34	CHEESEMAN	36.463	449	WALLINGTON	28.214	2	34	CHEESEMAN	1:04.932	1:05.420	0.488
3	69	COKER	37.618	69	COKER	28.457	3	69	COKER	1:06.075	1:06.079	0.004
4	125	CHAM	38.180	34	CHEESEMAN	28.469	4	449	WALLINGTON	1:06.500	1:07.269	0.769
5	449	WALLINGTON	38.286	58	NICHOLAS	28.514	5	175	PESTANA	1:07.464	1:09.596	2.132
6	175	PESTANA	38.402	120	GOWER	28.652	6	58	NICHOLAS	1:07.656	1:13.389	5.733
7	45	SMITH	39.006	19	SHEPPHARD	28.857	7	125	CHAM	1:07.682	1:09.538	1.856
8	281	FARLEY	39.113	175	PESTANA	29.062	8	120	GOWER	1:07.787	1:12.442	4.655
9	120	GOWER	39.135	155	SMITH	29.238	9	19	SHEPPHARD	1:08.281	1:09.566	1.285
10	58	NICHOLAS	39.142	125	CHAM	29.502	10	45	SMITH	1:09.133	1:09.133	0.000
11	19	SHEPPHARD	39.424	885	HOBBS	29.787	11	281	FARLEY	1:09.423	1:09.446	0.023
12	334	BRANDISH	39.589	261	GREGORIO	29.948	12	155	SMITH	1:09.442	1:16.477	7.035
13	155	SMITH	40.204	334	BRANDISH	29.990	13	334	BRANDISH	1:09.579	1:10.029	0.450
14	261	GREGORIO	40.245	45	SMITH	30.127	14	261	GREGORIO	1:10.193	1:11.144	0.951
15	885	HOBBS	40.497	281	FARLEY	30.310	15	885	HOBBS	1:10.284		
16	37	DAVEY	41.151	37	DAVEY	30.721	16	37	DAVEY	1:11.872	1:12.022	0.150
17	222	MERCER	42.335	41	COOK	31.275	17	41	COOK	1:13.675	1:14.204	0.529
18	41	COOK	42.400	63	BIGUZZI	31.345	18	222	MERCER	1:14.572	1:20.784	6.212
19	42	EVANS	43.279	222	MERCER	32.237	19	96	SCOTT	1:16.301	1:17.532	1.231
20	640	BREWIN	43.599	96	SCOTT	32.470	20	63	BIGUZZI	1:16.543		
21	96	SCOTT	43.831	395	NICHOLLS	32.969	21	640	BREWIN	1:16.777	1:19.401	2.624
22	23	HINCHCLIFFE	43.834	640	BREWIN	33.178	22	42	EVANS	1:17.024		
23	63	BIGUZZI	45.198	42	EVANS	33.745	23	23	HINCHCLIFFE	1:17.869		
24	395	NICHOLLS	46.546	23	HINCHCLIFFE	34.035	24	395	NICHOLLS	1:19.515	1:19.608	0.093
25	444	HANRAHAN	49.770	274	LATIMER	34.783	25	444	HANRAHAN	1:26.625	1:26.625	0.000
26	84	McPHERSON	51.238	84	McPHERSON	35.741	26	84	McPHERSON	1:26.979		
27				444	HANRAHAN	36.855	27	177	LAURICELLA		1:23.617	
28							28	274	LATIMER			

BMCRC - MRO Championships 2022 - Rnd 2 @ Silverstone National

BMCRC Rookie 600 & 1000

RACE 12 - STATISTICS

Competitors Started 28
Planned Start 2022-04-02 @ 15:50:00.000
Actual Start 2022-04-02 @ 16:54:42.256
Finish Time 2022-04-02 @ 17:00:17.706
Track Length 1.6404mi.
Total Laps 115
Total Distance Covered 188.6532mi.

Session Fastest Lap History

NO	CL	NAME	LAP TIME	TIME OF DAY	LAP	VEHICLE
224	1000	Lee HEALEY	1:03.665	16:56:50.574	2	Suzuki GSXR 1000R

Session Leader History

NO	CL	NAME	FROM LAP	LAPS LED	DISTANCE	VEHICLE
224	1000	Lee HEALEY	1	5	8.20 miles	Suzuki GSXR 1000R

Flag History

TYPE	TIME OF DAY
GREEN	16:54:42.256
FINISH	17:00:17.706

Flag Statistics

TYPE	COUNT	TOTAL LAPS	TOTAL TIME
Green	1	5	7:00.252
Red	0	0	0.000
Safety Car	0	0	0.000
FCY	0	0	0.000

BMCRC - MRO Championships 2022 - Rnd 2 @ Silverstone National

BMCRC Rookie 600 & 1000

RACE 12 - STATISTICS

CLASS : 1000

18 Starters

Fastest Lap History

NO	NAME	LAP TIME	TIME OF DAY	LAP	VEHICLE
224	Lee HEALEY	1:03.665	16:56:50.574	2	Suzuki GSXR 1000R

Leader History

NO	NAME	FROM LAP	LAPS LED	DISTANCE	VEHICLE
224	Lee HEALEY	1	5	8.20 miles	Suzuki GSXR 1000R

BMCRC - MRO Championships 2022 - Rnd 2 @ Silverstone National

BMCRC Rookie 600 & 1000

RACE 12 - STATISTICS

CLASS : 600

10 Starters

Fastest Lap History

NO	NAME	LAP TIME	TIME OF DAY	LAP	VEHICLE
19	Michael SHEPPHARD	1:09.566	16:57:27.645	2	Kawasaki ZX6R

Leader History

NO	NAME	FROM LAP	LAPS LED	DISTANCE	VEHICLE
19	Michael SHEPPHARD	1	5	8.20 miles	Kawasaki ZX6R

BMCRC - MRO Championships 2022 - Rnd 2 @ Silverstone National

BMCRC Rookie 600 & 1000

RACE 2 - GRID (10 Laps)



CONTRACTORS LTD

ROW 14	42		41		40	994 Scott BACON		
ROW 13		39	18 Graeme COE	38	46 Pete MARSH	37	42 Kai EVANS	
ROW 12	36	885 Oliver HOBBS	35	444 Micheal HANRAHAN	34	177 Calogero LAURICELLA		
ROW 11			33	395 William NICHOLLS	32	155 Eliot SMITH	31	41 Toby COOK
ROW 10	30	58 Paul NICHOLAS	29	120 James GOWER	28	19 Michael SHEPPHARD		
ROW 9		27		26		25		
ROW 8	24		23		22	50 Jason PAES		
ROW 7		21	56 Paul HARRIS	20	888 Paul FAGG	19	12 Paul BOXALL	
ROW 6	18	84 Colin McPHERSON	17	274 Stewart LATIMER	16	222 Daniel MERCER		
ROW 5			15	640 Dominic BREWIN	14	96 Peter SCOTT	13	37 Adam DAVEY
ROW 4	12	261 Roberto Di GREGORIO	11	63 Riccardo BIGUZZI	10	334 Anthony BRANDISH		
ROW 3			9	175 Arlindo PESTANA	8	23 Harry HINCHCLIFFE	7	125 Matthew CHAM
ROW 2	6	281 Daniel FARLEY	5	45 Glenn SMITH	4	449 Luke WALLINGTON		
ROW 1			3	69 Alfie COKER	2	34 Ben CHEESEMAN	1	224 Lee HEALEY
								Pole

Silverstone National: 1.6404 miles

These results are provisional until the conclusion of any judicial and technical matters.

Clerk Of Course :	Stewards :	Timekeeper : Craig Smith
-------------------	------------	--------------------------

Results can be found at www.tsl-timing.com

Printed - 17:06 Saturday, 02 April 2022



BMCRC - MRO Championships 2022 - Rnd 2 @ Silverstone National



CONTRACTORS LTD

BMCRC Rookie 600 & 1000

RACE 2 - CLASSIFICATION

POS	NO	CL	PIC NAME	ENTRY	LAPS	TIME	GAP	DIFF	MPH	BEST	ON
1	224	1000	1 Lee HEALEY	Suzuki GSXR 1000R - F-Tech Fire & Electrical Ltd	7	7:16.338			94.74	1:01.004	2
2	23	1000	2 Harry HINCHCLIFFE	Kawasaki ZX10R - JDL Electrical	7	7:18.485	2.147	2.147	94.27	1:00.752	7
3	449	1000	3 Luke WALLINGTON	Yamaha R1 4C8 - BW Bespoke Developments Ltd	7	7:19.303	2.965	0.818	94.10	1:00.994	7
4	69	1000	4 Alfie COKER	Kawasaki ZX10 - Elmech Racing Team	7	7:19.465	3.127	0.162	94.06	1:00.918	7
5	175	1000	5 Arlindo PESTANA	BMW S1000RR - Pep's racing	7	7:24.933	8.595	5.468	92.91	1:01.637	7
6	34	1000	6 Ben CHEESEMAN	Kawasaki ZX10RR - BCH Services Kent Ltd	7	7:25.644	9.306	0.711	92.76	1:02.866	3
7	334	1000	7 Anthony BRANDISH	Suzuki GSXR 1000 - BW bespoke developments ltd	7	7:26.136	9.798	0.492	92.66	1:02.678	7
8	63	1000	8 Riccardo BIGUZZI	Bmw S1000RR - Jardiner	7	7:26.270	9.932	0.134	92.63	1:01.684	6
9	125	1000	9 Matthew CHAM	Kawasaki ZX10R - MFM Track Bikes	7	7:33.129	16.791	6.859	91.23	1:04.025	5
10	45	1000	10 Glenn SMITH	Kawasaki ZX10R -	7	7:38.545	22.207	5.416	90.15	1:04.204	4
11	222	1000	11 Daniel MERCER	Honda CBR1000RR - McLovin Racing	7	7:45.760	29.422	7.215	88.75	1:04.625	6
12	96	1000	12 Peter SCOTT	Suzuki GSXR750 - South Hill MOT Centre	7	7:49.456	33.118	3.696	88.05	1:05.248	2
13	281	1000	13 Daniel FARLEY	Suzuki GSXR - F-TECH FIRE & ELECTRICAL LTD	7	7:49.482	33.144	0.026	88.05	1:05.237	6
14	19	600	1 Michael SHEPPHARD	Kawasaki ZX6R - RTR Performance	7	7:50.484	34.146	1.002	87.86	1:02.382	5
15	37	1000	14 Adam DAVEY	BMW S1000RR -	7	7:52.769	36.431	2.285	87.44	1:05.419	5
16	46	600	2 Pete MARSH	Kawasaki ZX6R - Zipped Up Racing	7	7:53.105	36.767	0.336	87.37	1:03.224	2
17	274	1000	15 Stewart LATIMER	Suzuki GSXR1000 -	7	7:58.481	42.143	5.376	86.39	1:05.956	7
18	261	1000	16 Roberto Di GREGORIO	Ducati 899 PANIGALE -	7	8:04.397	48.059	5.916	85.34	1:07.258	5
19	120	600	3 James GOWER	Yamaha R6 - TeamRubyRacing	7	8:06.403	50.065	2.006	84.99	1:04.690	6
20	58	600	4 Paul NICHOLAS	Yamaha YZF R6 - Harris Autos Repairs	7	8:06.507	50.169	0.104	84.97	1:05.143	7
21	994	600	5 Scott BACON	Yamaha R6 -	7	8:06.660	50.322	0.153	84.94	1:05.017	7
22	12	1000	17 Paul BOXALL	Kawasaki ZX10R - WG Tyres	7	8:08.566	52.228	1.906	84.61	1:07.922	7
23	640	1000	18 Dominic BREWIN	Suzuki GSXR 1000 - The Crown Inn - Heather	7	8:09.363	53.025	0.797	84.47	1:08.480	3
24	41	600	6 Toby COOK	Triumph DAYTONA 675 - Brixham Bodyworks	7	8:14.824	58.486	5.461	83.54	1:06.729	7
25	177	600	7 Calogero LAURICELLA	Kawasaki ZX-6R -	7	8:14.982	58.644	0.158	83.51	1:04.588	7
26	84	1000	19 Colin McPHERSON	Kawasaki ZX10R -	6	7:16.075	1 Lap	1 Lap	81.25	1:11.531	6
27	155	600	8 Eliot SMITH	Honda CBR600RR - Pro-Moto Europe Ltd	6	7:16.233	1 Lap	0.158	81.22	1:07.766	3
28	885	600	9 Oliver HOBBS	Kawasaki ZX6R -	6	7:49.855	1 Lap	33.622	75.41	1:05.747	5
29	395	600	10 William NICHOLLS	Suzuki GSXR 600 - Will Nicholls Farriery	6	7:51.124	1 Lap	1.269	75.21	1:12.272	5
30	42	600	11 Kai EVANS	Kawasaki ZX6R - CBS Ltd Construction and Engine	6	7:51.996	1 Lap	0.872	75.07	1:12.626	4
31	444	600	12 Micheal HANRAHAN	Yamaha R600 - T G CAD SERVICES/ G and g mob	6	7:57.833	1 Lap	5.837	74.15	1:14.028	2

FASTEST LAP

23	1000	Harry HINCHCLIFFE	Kawasaki ZX10R - JDL Electrical	7	1:00.752	97.20 mph	156.44 kph
19	600	Michael SHEPPHARD	Kawasaki ZX6R - RTR Performance	5	1:02.382	94.66 mph	152.35 kph

Class 1000 - 92.5% of Race Speed = 87.63 mph

Class 600 - 92.5% of Race Speed = 81.27 mph

Weather / Track : Cloudy / Dry

These results are provisional until the conclusion of any judicial and technical matters.

Race Distance: 7 Laps / 11.48 miles

Silverstone National: 1.6404 miles

Date: 03/04/2022 Start: 10:29 Finish: 10:36

Clerk Of Course :	Stewards :	Timekeeper : Craig Smith
-------------------	------------	--------------------------

Results can be found at www.tsl-timing.com

Printed - 10:38 Sunday, 03 April 2022



BMCRC - MRO Championships 2022 - Rnd 2 @ Silverstone National

BMCRC Rookie 600 & 1000

RACE 2 - LAP CHART

LAP 1 @ 10:30:23.670

NO	BEHIND	LAP TIME
224		1:04.159
69	0.800	1:04.959
449	0.946	1:05.105
23	2.174	1:06.333
34	2.676	1:06.835
334	3.311	1:07.470
125	3.628	1:07.787
175	4.120	1:08.279
281	5.141	1:09.300
63	5.251	1:09.410
45	5.565	1:09.724
96	6.527	1:10.686
222	7.203	1:11.362
37	8.312	1:12.471
12	9.263	1:13.422
261	9.822	1:13.981
640	10.407	1:14.566
274	12.315	1:16.474
84	12.785	1:16.944
19	24.784	1:28.943
46	26.476	1:30.635
58	27.322	1:31.481
120	27.947	1:32.106
41	28.306	1:32.465
885	28.525	1:32.684
155	29.602	1:33.761
994	29.797	1:33.956
177	31.452	1:35.611
42	37.479	1:41.638
395	38.554	1:42.713
444	39.406	1:43.565

LAP 2 @ 10:31:24.674

NO	BEHIND	LAP TIME
224		1:01.004
69	2.692	1:02.896
449	4.079	1:04.137
23	4.469	1:03.299
34	5.260	1:03.588
334	5.636	1:03.329
175	6.395	1:03.279
125	6.855	1:04.231
63	7.148	1:02.901
45	9.575	1:05.014
281	10.180	1:06.043
96	10.771	1:05.248
222	11.770	1:05.571
37	14.624	1:07.316
261	17.994	1:09.176
640	18.518	1:09.115
274	19.610	1:08.299
12	21.065	1:12.806
84	23.851	1:12.070
19	28.035	1:04.255
46	28.696	1:03.224
58	31.775	1:05.457
120	33.532	1:06.589
885	33.733	1:06.212
41	34.691	1:07.389
994	34.774	1:05.981
155	36.545	1:07.947
177	38.467	1:08.019
42	50.408	1:13.933

LAP 3 @ 10:32:26.598

NO	BEHIND	LAP TIME
224		1:01.924
69	3.496	1:02.728
449	4.926	1:02.771
23	5.079	1:02.534
34	6.202	1:02.866
334	6.397	1:02.685
175	6.863	1:02.392
63	7.880	1:02.656
125	9.206	1:04.275
45	11.992	1:04.341
281	14.533	1:06.277
96	15.177	1:06.330
222	15.547	1:05.701
37	19.731	1:07.031
640	25.074	1:08.480
274	25.434	1:07.748
261	26.195	1:10.125
12	27.388	1:08.247
19	29.894	1:03.783
46	30.833	1:04.061
84	33.878	1:11.951
58	36.984	1:07.133
120	37.619	1:06.011
994	38.230	1:05.380
41	39.564	1:06.797
155	42.387	1:07.766
177	43.754	1:07.211

LAP 4 @ 10:33:28.751

NO	BEHIND	LAP TIME
224		1:02.153
42	1 Lap	1:16.164
395	1 Lap	1:15.574
444	1 Lap	1:15.489
69	4.476	1:03.133
449	5.482	1:02.709
23	5.627	1:02.701
34	7.053	1:03.004
334	7.242	1:02.998
175	7.749	1:03.039
63	9.063	1:03.336
125	11.330	1:04.277
45	14.043	1:04.204
281	18.992	1:06.612
885	1 Lap	1:49.434
96	19.977	1:06.953
222	20.318	1:06.924
37	25.068	1:07.490
274	30.339	1:07.058
19	31.473	1:03.732
640	31.903	1:08.982
46	32.525	1:03.845
261	33.061	1:09.019
12	34.013	1:08.778
58	40.879	1:06.048
120	41.291	1:05.825
994	41.920	1:05.843
84	43.620	1:11.895
41	44.150	1:06.739
155	48.158	1:07.924

LAP 5 @ 10:34:30.840

NO	BEHIND	LAP TIME
224		1:02.089
69	4.877	1:02.490
23	5.344	1:01.806
449	5.677	1:02.284
34	8.012	1:03.048
334	8.643	1:03.490
175	9.170	1:03.510
63	11.211	1:04.237
42	1 Lap	1:12.626
125	13.266	1:04.025
395	1 Lap	1:13.564
444	1 Lap	1:15.906
45	17.771	1:05.817
281	23.200	1:06.297
885	1 Lap	1:06.606
222	24.022	1:05.793
96	24.387	1:06.499
37	28.398	1:05.419
19	31.766	1:02.382
274	34.740	1:06.490
46	34.830	1:04.394
261	38.230	1:07.258
640	38.871	1:09.057
12	40.481	1:08.557
58	44.300	1:05.510
120	44.780	1:05.578
994	45.030	1:05.199
41	49.428	1:07.367
177	52.987	1:06.644
84	53.215	1:11.684
155	55.139	1:09.070

LAP 6 @ 10:35:33.119

NO	BEHIND	LAP TIME
224		1:02.279
23	4.125	1:01.060
449	4.701	1:01.303
69	4.939	1:02.341
34	8.927	1:03.194
175	9.688	1:02.797
334	9.850	1:03.486
63	10.616	1:01.684
125	15.429	1:04.442
45	19.699	1:04.207
42	1 Lap	1:13.109
395	1 Lap	1:12.272
281	26.158	1:05.237
222	26.368	1:04.625
885	1 Lap	1:05.747
96	27.722	1:05.614
444	1 Lap	1:14.564
19	32.760	1:03.273
37	33.029	1:06.910
46	35.905	1:03.354
274	38.917	1:06.456
261	43.378	1:07.427
640	46.309	1:09.717
12	47.036	1:08.834
120	47.191	1:04.690
58	47.756	1:05.735
994	48.035	1:05.284

41	54.487	1:07.338
177	56.786	1:06.078
84	1:02.467	1:11.531
155	1:02.625	1:09.765

LAP 7 @ 10:36:35.849

NO	BEHIND	LAP TIME
224		1:02.730
23	2.147	1:00.752
449	2.965	1:00.994
69	3.127	1:00.918
175	8.595	1:01.637
34	9.306	1:03.109
334	9.798	1:02.678
63	9.932	1:02.046
125	16.791	1:04.092
45	22.207	1:05.238
222	29.422	1:05.784
96	33.118	1:08.126
281	33.144	1:09.716
885	1 Lap	1:09.172
19	34.146	1:04.116
395	1 Lap	1:13.169
42	1 Lap	1:14.526
37	36.431	1:06.132
46	36.767	1:03.592
444	1 Lap	1:14.281
274	42.143	1:05.956
261	48.059	1:07.411
120	50.065	1:05.604
58	50.169	1:05.143
994	50.322	1:05.017
12	52.228	1:07.922
640	53.025	1:09.446
41	58.486	1:06.729
177	58.644	1:04.588

BMCRC - MRO Championships 2022 - Rnd 2 @ Silverstone National

BMCRC Rookie 600 & 1000

RACE 2 - SECTOR ANALYSIS



SECTOR 1 = FL to I1, SECTOR 2 = I1 to FL, DIFF = Difference To Personal Best Lap, P = Crossed Finish Line in Pit Lane, D = Time Disallowed

P1		224	1000	Lee HEALEY	Suzuki GSXR 1000R - F-Tech Fire & Electrical Ltd				
IDEAL LAP TIME :		1:01.004		BEST LAP TIME :		1:01.004		DIFFERENCE : 0.000	
LAP	SECTOR 1	SECTOR 2	LAP TIME	MPH	DIFF	TIME OF DAY			
1 -		26.192	1:04.159	92.04	3.155	10:30:23.670			
2 -	34.960	26.044	1:01.004 (1)	96.80		10:31:24.674			
3 -	35.330	26.594	1:01.924 (2)	95.36	0.920	10:32:26.598			
4 -	35.561	26.592	1:02.153	95.01	1.149	10:33:28.751			
5 -	35.510	26.579	1:02.089 (3)	95.11	1.085	10:34:30.840			
6 -	35.874	26.405	1:02.279	94.82	1.275	10:35:33.119			
7 -	35.780	26.950	1:02.730	94.14	1.726	10:36:35.849			

P2		23	1000	Harry HINCHCLIFFE	Kawasaki ZX10R - JDL Electrical				
IDEAL LAP TIME :		1:00.752		BEST LAP TIME :		1:00.752		DIFFERENCE : 0.000	
LAP	SECTOR 1	SECTOR 2	LAP TIME	MPH	DIFF	TIME OF DAY			
1 -		27.099	1:06.333	89.03	5.581	10:30:25.844			
2 -	36.023	27.276	1:03.299	93.29	2.547	10:31:29.143			
3 -	35.494	27.040	1:02.534	94.43	1.782	10:32:31.677			
4 -	36.012	26.689	1:02.701	94.18	1.949	10:33:34.378			
5 -	36.135	26.671	1:01.806 (3)	95.55	1.054	10:34:36.184			
6 -	35.223	25.837	1:01.060 (2)	96.71	0.308	10:35:37.244			
7 -	35.212	25.540	1:00.752 (1)	97.20		10:36:37.996			

P3		449	1000	Luke WALLINGTON	Yamaha R1 4C8 - BW Bespoke Developments Ltd				
IDEAL LAP TIME :		1:00.994		BEST LAP TIME :		1:00.994		DIFFERENCE : 0.000	
LAP	SECTOR 1	SECTOR 2	LAP TIME	MPH	DIFF	TIME OF DAY			
1 -		26.774	1:05.105	90.70	4.111	10:30:24.616			
2 -	36.957	27.180	1:04.137	92.07	3.143	10:31:28.753			
3 -	35.696	27.075	1:02.771	94.08	1.777	10:32:31.524			
4 -	35.781	26.928	1:02.709	94.17	1.715	10:33:34.233			
5 -	35.964	26.320	1:02.284 (3)	94.81	1.290	10:34:36.517			
6 -	35.163	26.140	1:01.303 (2)	96.33	0.309	10:35:37.820			
7 -	35.006	25.988	1:00.994 (1)	96.82		10:36:38.814			

P4		69	1000	Alfie COKER	Kawasaki ZX10 - Elmech Racing Team				
IDEAL LAP TIME :		1:00.918		BEST LAP TIME :		1:00.918		DIFFERENCE : 0.000	
LAP	SECTOR 1	SECTOR 2	LAP TIME	MPH	DIFF	TIME OF DAY			
1 -		26.730	1:04.959	90.91	4.041	10:30:24.470			
2 -	36.061	26.835	1:02.896	93.89	1.978	10:31:27.366			
3 -	35.642	27.086	1:02.728	94.14	1.810	10:32:30.094			
4 -	36.039	27.094	1:03.133	93.54	2.215	10:33:33.227			
5 -	35.828	26.662	1:02.490 (3)	94.50	1.572	10:34:35.717			
6 -	35.918	26.423	1:02.341 (2)	94.73	1.423	10:35:38.058			
7 -	35.016	25.902	1:00.918 (1)	96.94		10:36:38.976			

P5		175	1000	Arlindo PESTANA	BMW S1000RR - Pep's racing				
IDEAL LAP TIME :		1:01.637		BEST LAP TIME :		1:01.637		DIFFERENCE : 0.000	
LAP	SECTOR 1	SECTOR 2	LAP TIME	MPH	DIFF	TIME OF DAY			
1 -		27.403	1:08.279	86.49	6.642	10:30:27.790			
2 -	36.390	26.889	1:03.279	93.32	1.642	10:31:31.069			
3 -	35.625	26.767	1:02.392 (2)	94.65	0.755	10:32:33.461			
4 -	35.917	27.122	1:03.039	93.68	1.402	10:33:36.500			
5 -	36.634	26.876	1:03.510	92.98	1.873	10:34:40.010			
6 -	35.963	26.834	1:02.797 (3)	94.04	1.160	10:35:42.807			
7 -	35.362	26.275	1:01.637 (1)	95.81		10:36:44.444			

BMCRC - MRO Championships 2022 - Rnd 2 @ Silverstone National

BMCRC Rookie 600 & 1000

RACE 2 - SECTOR ANALYSIS



SECTOR 1 = FL to I1, SECTOR 2 = I1 to FL, DIFF = Difference To Personal Best Lap, P = Crossed Finish Line in Pit Lane, D = Time Disallowed

P6		34 1000 Ben CHEESEMAN		Kawasaki ZX10RR - BCH Services Kent Ltd			
IDEAL LAP TIME : 1:02.701		BEST LAP TIME : 1:02.866		DIFFERENCE : 0.165			
LAP	SECTOR 1	SECTOR 2	LAP TIME	MPH	DIFF	TIME OF DAY	
1 -		27.188	1:06.835	88.36	3.969	10:30:26.346	
2 -	36.311	27.277	1:03.588	92.87	0.722	10:31:29.934	
3 -	36.067	26.799	1:02.866 (1)	93.94		10:32:32.800	
4 -	36.051	26.953	1:03.004 (2)	93.73	0.138	10:33:35.804	
5 -	36.212	26.836	1:03.048 (3)	93.66	0.182	10:34:38.852	
6 -	36.263	26.931	1:03.194	93.45	0.328	10:35:42.046	
7 -	35.902	27.207	1:03.109	93.57	0.243	10:36:45.155	

P7		334 1000 Anthony BRANDISH		Suzuki GSXR 1000 - BW bespoke developments ltd			
IDEAL LAP TIME : 1:02.466		BEST LAP TIME : 1:02.678		DIFFERENCE : 0.212			
LAP	SECTOR 1	SECTOR 2	LAP TIME	MPH	DIFF	TIME OF DAY	
1 -		27.496	1:07.470	87.53	4.792	10:30:26.981	
2 -	36.498	26.831	1:03.329	93.25	0.651	10:31:30.310	
3 -	35.897	26.788	1:02.685 (2)	94.21	0.007	10:32:32.995	
4 -	36.175	26.823	1:02.998 (3)	93.74	0.320	10:33:35.993	
5 -	36.635	26.855	1:03.490	93.01	0.812	10:34:39.483	
6 -	36.436	27.050	1:03.486	93.02	0.808	10:35:42.969	
7 -	36.109	26.569	1:02.678 (1)	94.22		10:36:45.647	

P8		63 1000 Riccardo BIGUZZI		Bmw S1000RR - Jardiner			
IDEAL LAP TIME : 1:01.669		BEST LAP TIME : 1:01.684		DIFFERENCE : 0.015			
LAP	SECTOR 1	SECTOR 2	LAP TIME	MPH	DIFF	TIME OF DAY	
1 -		28.236	1:09.410	85.08	7.726	10:30:28.921	
2 -	36.326	26.575	1:02.901	93.88	1.217	10:31:31.822	
3 -	36.038	26.618	1:02.656 (3)	94.25	0.972	10:32:34.478	
4 -	36.641	26.695	1:03.336	93.24	1.652	10:33:37.814	
5 -	36.102	28.135	1:04.237	91.93	2.553	10:34:42.051	
6 -	35.375	26.309	1:01.684 (1)	95.74		10:35:43.735	
7 -	35.752	26.294	1:02.046 (2)	95.18	0.362	10:36:45.781	

P9		125 1000 Matthew CHAM		Kawasaki ZX10R - MFM Track Bikes			
IDEAL LAP TIME : 1:03.521		BEST LAP TIME : 1:04.025		DIFFERENCE : 0.504			
LAP	SECTOR 1	SECTOR 2	LAP TIME	MPH	DIFF	TIME OF DAY	
1 -		28.222	1:07.787	87.12	3.762	10:30:27.298	
2 -	36.760	27.471	1:04.231 (3)	91.94	0.206	10:31:31.529	
3 -	36.691	27.584	1:04.275	91.88	0.250	10:32:35.804	
4 -	36.642	27.635	1:04.277	91.87	0.252	10:33:40.081	
5 -	36.050	27.975	1:04.025 (1)	92.24		10:34:44.106	
6 -	36.864	27.578	1:04.442	91.64	0.417	10:35:48.548	
7 -	36.570	27.522	1:04.092 (2)	92.14	0.067	10:36:52.640	

P10		45 1000 Glenn SMITH		Kawasaki ZX10R -			
IDEAL LAP TIME : 1:04.127		BEST LAP TIME : 1:04.204		DIFFERENCE : 0.077			
LAP	SECTOR 1	SECTOR 2	LAP TIME	MPH	DIFF	TIME OF DAY	
1 -		28.353	1:09.724	84.70	5.520	10:30:29.235	
2 -	37.286	27.728	1:05.014	90.83	0.810	10:31:34.249	
3 -	36.825	27.516	1:04.341 (3)	91.78	0.137	10:32:38.590	
4 -	36.611	27.593	1:04.204 (1)	91.98		10:33:42.794	
5 -	37.518	28.299	1:05.817	89.72	1.613	10:34:48.611	
6 -	36.673	27.534	1:04.207 (2)	91.97	0.003	10:35:52.818	
7 -	37.219	28.019	1:05.238	90.52	1.034	10:36:58.056	

BMCRC - MRO Championships 2022 - Rnd 2 @ Silverstone National

BMCRC Rookie 600 & 1000

RACE 2 - SECTOR ANALYSIS



SECTOR 1 = FL to I1, SECTOR 2 = I1 to FL, DIFF = Difference To Personal Best Lap, P = Crossed Finish Line in Pit Lane, D = Time Disallowed

P11 222 1000 Daniel MERCER		Honda CBR1000RR - McLovin Racing				
IDEAL LAP TIME : 1:04.060		BEST LAP TIME : 1:04.625		DIFFERENCE : 0.565		
LAP	SECTOR 1	SECTOR 2	LAP TIME	MPH	DIFF	TIME OF DAY
1 -		29.050	1:11.362	82.75	6.737	10:30:30.873
2 -	37.177	28.394	1:05.571 (2)	90.06	0.946	10:31:36.444
3 -	37.573	28.128	1:05.701 (3)	89.88	1.076	10:32:42.145
4 -	38.543	28.381	1:06.924	88.24	2.299	10:33:49.069
5 -	37.547	28.246	1:05.793	89.76	1.168	10:34:54.862
6 -	36.987	27.638	1:04.625 (1)	91.38		10:35:59.487
7 -	38.711	27.073	1:05.784	89.77	1.159	10:37:05.271

P12 96 1000 Peter SCOTT		Suzuki GSXR750 - South Hill MOT Centre				
IDEAL LAP TIME : 1:05.028		BEST LAP TIME : 1:05.248		DIFFERENCE : 0.220		
LAP	SECTOR 1	SECTOR 2	LAP TIME	MPH	DIFF	TIME OF DAY
1 -			1:10.686	83.54	5.438	10:30:30.197
2 -	37.342	27.906	1:05.248 (1)	90.51		10:31:35.445
3 -	37.933	28.397	1:06.330 (3)	89.03	1.082	10:32:41.775
4 -			1:06.953	88.20	1.705	10:33:48.728
5 -	38.001	28.498	1:06.499	88.80	1.251	10:34:55.227
6 -	37.928	27.686	1:05.614 (2)	90.00	0.366	10:36:00.841
7 -	38.558	29.568	1:08.126	86.68	2.878	10:37:08.967

P13 281 1000 Daniel FARLEY		Suzuki GSXR - F-TECH FIRE & ELECTRICAL LTD				
IDEAL LAP TIME : 1:05.237		BEST LAP TIME : 1:05.237		DIFFERENCE : 0.000		
LAP	SECTOR 1	SECTOR 2	LAP TIME	MPH	DIFF	TIME OF DAY
1 -		28.671	1:09.300	85.21	4.063	10:30:28.811
2 -	37.537	28.506	1:06.043 (2)	89.42	0.806	10:31:34.854
3 -	37.708	28.569	1:06.277 (3)	89.10	1.040	10:32:41.131
4 -	37.945	28.667	1:06.612	88.65	1.375	10:33:47.743
5 -	37.696	28.601	1:06.297	89.07	1.060	10:34:54.040
6 -	37.258	27.979	1:05.237 (1)	90.52		10:35:59.277
7 -	39.827	29.889	1:09.716	84.71	4.479	10:37:08.993

P14 19 600 Michael SHEPPHARD		Kawasaki ZX6R - RTR Performance				
IDEAL LAP TIME : 1:02.318		BEST LAP TIME : 1:02.382		DIFFERENCE : 0.064		
LAP	SECTOR 1	SECTOR 2	LAP TIME	MPH	DIFF	TIME OF DAY
1 -		27.160	1:28.943	66.39	26.561	10:30:48.454
2 -	36.976	27.279	1:04.255	91.90	1.873	10:31:52.709
3 -	36.791	26.992	1:03.783	92.59	1.401	10:32:56.492
4 -	36.526	27.206	1:03.732 (3)	92.66	1.350	10:34:00.224
5 -	35.766	26.616	1:02.382 (1)	94.66		10:35:02.606
6 -	35.702	27.571	1:03.273 (2)	93.33	0.891	10:36:05.879
7 -	36.050	28.066	1:04.116	92.10	1.734	10:37:09.995

P15 37 1000 Adam DAVEY		BMW S1000RR -				
IDEAL LAP TIME : 1:05.419		BEST LAP TIME : 1:05.419		DIFFERENCE : 0.000		
LAP	SECTOR 1	SECTOR 2	LAP TIME	MPH	DIFF	TIME OF DAY
1 -		29.260	1:12.471	81.49	7.052	10:30:31.982
2 -	38.491	28.825	1:07.316	87.73	1.897	10:31:39.298
3 -	38.075	28.956	1:07.031	88.10	1.612	10:32:46.329
4 -	38.243	29.247	1:07.490	87.50	2.071	10:33:53.819
5 -	37.357	28.062	1:05.419 (1)	90.27		10:34:59.238
6 -	37.907	29.003	1:06.910 (3)	88.26	1.491	10:36:06.148
7 -	37.695	28.437	1:06.132 (2)	89.30	0.713	10:37:12.280

BMCRC - MRO Championships 2022 - Rnd 2 @ Silverstone National

BMCRC Rookie 600 & 1000

RACE 2 - SECTOR ANALYSIS



SECTOR 1 = FL to I1, SECTOR 2 = I1 to FL, DIFF = Difference To Personal Best Lap, P = Crossed Finish Line in Pit Lane, D = Time Disallowed

P16 46 600		Pete MARSH		Kawasaki ZX6R - Zipped Up Racing		
IDEAL LAP TIME : 1:03.072		BEST LAP TIME : 1:03.224		DIFFERENCE : 0.152		
LAP	SECTOR 1	SECTOR 2	LAP TIME	MPH	DIFF	TIME OF DAY
1 -		26.875	1:30.635	65.15	27.411	10:30:50.146
2 -	37.123	26.101	1:03.224 (1)	93.40		10:31:53.370
3 -	37.459	26.602	1:04.061	92.18	0.837	10:32:57.431
4 -	37.065	26.780	1:03.845	92.50	0.621	10:34:01.276
5 -	37.407	26.987	1:04.394	91.71	1.170	10:35:05.670
6 -	36.971	26.383	1:03.354 (2)	93.21	0.130	10:36:09.024
7 -	37.207	26.385	1:03.592 (3)	92.86	0.368	10:37:12.616

P17 274 1000		Stewart LATIMER		Suzuki GSXR1000 -		
IDEAL LAP TIME : 1:05.956		BEST LAP TIME : 1:05.956		DIFFERENCE : 0.000		
LAP	SECTOR 1	SECTOR 2	LAP TIME	MPH	DIFF	TIME OF DAY
1 -		30.310	1:16.474	77.22	10.518	10:30:35.985
2 -	39.547	28.752	1:08.299	86.46	2.343	10:31:44.284
3 -	38.485	29.263	1:07.748	87.17	1.792	10:32:52.032
4 -	38.968	28.090	1:07.058	88.06	1.102	10:33:59.090
5 -	38.133	28.357	1:06.490 (3)	88.82	0.534	10:35:05.580
6 -	38.150	28.306	1:06.456 (2)	88.86	0.500	10:36:12.036
7 -	37.995	27.961	1:05.956 (1)	89.53		10:37:17.992

P18 261 1000		Roberto Di GREGORIO		Ducati 899 PANIGALE -		
IDEAL LAP TIME : 1:06.449		BEST LAP TIME : 1:07.258		DIFFERENCE : 0.809		
LAP	SECTOR 1	SECTOR 2	LAP TIME	MPH	DIFF	TIME OF DAY
1 -		29.803	1:13.981	79.82	6.723	10:30:33.492
2 -	39.853	29.323	1:09.176	85.37	1.918	10:31:42.668
3 -	40.462	29.663	1:10.125	84.21	2.867	10:32:52.793
4 -	40.396	28.623	1:09.019	85.56	1.761	10:34:01.812
5 -	39.075	28.183	1:07.258 (1)	87.80		10:35:09.070
6 -	38.511	28.916	1:07.427 (3)	87.58	0.169	10:36:16.497
7 -	39.473	27.938	1:07.411 (2)	87.60	0.153	10:37:23.908

P19 120 600		James GOWER		Yamaha R6 - TeamRubyRacing		
IDEAL LAP TIME : 1:04.690		BEST LAP TIME : 1:04.690		DIFFERENCE : 0.000		
LAP	SECTOR 1	SECTOR 2	LAP TIME	MPH	DIFF	TIME OF DAY
1 -		28.707	1:32.106	64.11	27.416	10:30:51.617
2 -	38.747	27.842	1:06.589	88.68	1.899	10:31:58.206
3 -	38.394	27.617	1:06.011	89.46	1.321	10:33:04.217
4 -	38.020	27.805	1:05.825	89.71	1.135	10:34:10.042
5 -	37.958	27.620	1:05.578 (2)	90.05	0.888	10:35:15.620
6 -	37.474	27.216	1:04.690 (1)	91.29		10:36:20.310
7 -	37.894	27.710	1:05.604 (3)	90.01	0.914	10:37:25.914

P20 58 600		Paul NICHOLAS		Yamaha YZF R6 - Harris Autos Repairs		
IDEAL LAP TIME : 1:04.751		BEST LAP TIME : 1:05.143		DIFFERENCE : 0.392		
LAP	SECTOR 1	SECTOR 2	LAP TIME	MPH	DIFF	TIME OF DAY
1 -		28.135	1:31.481	64.55	26.338	10:30:50.992
2 -	37.940	27.517	1:05.457 (2)	90.22	0.314	10:31:56.449
3 -	39.204	27.929	1:07.133	87.96	1.990	10:33:03.582
4 -	37.764	28.284	1:06.048	89.41	0.905	10:34:09.630
5 -	37.538	27.972	1:05.510 (3)	90.14	0.367	10:35:15.140
6 -	37.521	28.214	1:05.735	89.84	0.592	10:36:20.875
7 -	37.913	27.230	1:05.143 (1)	90.65		10:37:26.018

BMCRC - MRO Championships 2022 - Rnd 2 @ Silverstone National

BMCRC Rookie 600 & 1000

RACE 2 - SECTOR ANALYSIS



SECTOR 1 = FL to I1, SECTOR 2 = I1 to FL, DIFF = Difference To Personal Best Lap, P = Crossed Finish Line in Pit Lane, D = Time Disallowed

P21 994 600 Scott BACON		Yamaha R6 -				
IDEAL LAP TIME : 1:04.336		BEST LAP TIME : 1:05.017		DIFFERENCE : 0.681		
LAP	SECTOR 1	SECTOR 2	LAP TIME	MPH	DIFF	TIME OF DAY
1 -		28.292	1:33.956	62.85	28.939	10:30:53.467
2 -	37.664	28.317	1:05.981	89.50	0.964	10:31:59.448
3 -	37.488	27.892	1:05.380	90.32	0.363	10:33:04.828
4 -	38.026	27.817	1:05.843	89.69	0.826	10:34:10.671
5 -	37.657	27.542	1:05.199 (2)	90.57	0.182	10:35:15.870
6 -	37.601	27.683	1:05.284 (3)	90.46	0.267	10:36:21.154
7 -	38.169	26.848	1:05.017 (1)	90.83		10:37:26.171

P22 12 1000 Paul BOXALL		Kawasaki ZX10R - WG Tyres				
IDEAL LAP TIME : 1:07.868		BEST LAP TIME : 1:07.922		DIFFERENCE : 0.054		
LAP	SECTOR 1	SECTOR 2	LAP TIME	MPH	DIFF	TIME OF DAY
1 -		29.492	1:13.422	80.43	5.500	10:30:32.933
2 -	43.686	29.120	1:12.806	81.11	4.884	10:31:45.739
3 -	39.203	29.044	1:08.247 (2)	86.53	0.325	10:32:53.986
4 -	39.118	29.660	1:08.778	85.86	0.856	10:34:02.764
5 -	39.219	29.338	1:08.557 (3)	86.14	0.635	10:35:11.321
6 -	38.985	29.849	1:08.834	85.79	0.912	10:36:20.155
7 -	39.039	28.883	1:07.922 (1)	86.94		10:37:28.077

P23 640 1000 Dominic BREWIN		Suzuki GSXR 1000 - The Crown Inn - Heather				
IDEAL LAP TIME : 1:08.303		BEST LAP TIME : 1:08.480		DIFFERENCE : 0.177		
LAP	SECTOR 1	SECTOR 2	LAP TIME	MPH	DIFF	TIME OF DAY
1 -		29.823	1:14.566	79.20	6.086	10:30:34.077
2 -	39.564	29.551	1:09.115	85.44	0.635	10:31:43.192
3 -	38.915	29.565	1:08.480 (1)	86.23		10:32:51.672
4 -	39.490	29.492	1:08.982 (2)	85.61	0.502	10:34:00.654
5 -	39.669	29.388	1:09.057 (3)	85.51	0.577	10:35:09.711
6 -	39.656	30.061	1:09.717	84.70	1.237	10:36:19.428
7 -	39.750	29.696	1:09.446	85.03	0.966	10:37:28.874

P24 41 600 Toby COOK		Triumph DAYTONA 675 - Brixham Bodyworks				
IDEAL LAP TIME : 1:06.558		BEST LAP TIME : 1:06.729		DIFFERENCE : 0.171		
LAP	SECTOR 1	SECTOR 2	LAP TIME	MPH	DIFF	TIME OF DAY
1 -		28.909	1:32.465	63.86	25.736	10:30:51.976
2 -	38.706	28.683	1:07.389	87.63	0.660	10:31:59.365
3 -	38.504	28.293	1:06.797 (3)	88.41	0.068	10:33:06.162
4 -	38.310	28.429	1:06.739 (2)	88.48	0.010	10:34:12.901
5 -	38.682	28.685	1:07.367	87.66	0.638	10:35:20.268
6 -	38.675	28.663	1:07.338	87.70	0.609	10:36:27.606
7 -	38.265	28.464	1:06.729 (1)	88.50		10:37:34.335

P25 177 600 Calogero LAURICELLA		Kawasaki ZX-6R -				
IDEAL LAP TIME : 1:04.588		BEST LAP TIME : 1:04.588		DIFFERENCE : 0.000		
LAP	SECTOR 1	SECTOR 2	LAP TIME	MPH	DIFF	TIME OF DAY
1 -			1:35.611	61.76	31.023	10:30:55.122
2 -	39.840	28.179	1:08.019	86.82	3.431	10:32:03.141
3 -	39.079	28.132	1:07.211	87.86	2.623	10:33:10.352
4 -	38.400	28.431	1:06.831	88.36	2.243	10:34:17.183
5 -	38.493	28.151	1:06.644 (3)	88.61	2.056	10:35:23.827
6 -	38.429	27.649	1:06.078 (2)	89.37	1.490	10:36:29.905
7 -	37.622	26.966	1:04.588 (1)	91.43		10:37:34.493

BMCRC - MRO Championships 2022 - Rnd 2 @ Silverstone National

BMCRC Rookie 600 & 1000

RACE 2 - SECTOR ANALYSIS



SECTOR 1 = FL to I1, SECTOR 2 = I1 to FL, DIFF = Difference To Personal Best Lap, P = Crossed Finish Line in Pit Lane, D = Time Disallowed

P26 84 1000 Colin McPHERSON		Kawasaki ZX10R -				
IDEAL LAP TIME : 1:11.297		BEST LAP TIME : 1:11.531		DIFFERENCE : 0.234		
LAP	SECTOR 1	SECTOR 2	LAP TIME	MPH	DIFF	TIME OF DAY
1 -		31.191	1:16.944	76.75	5.413	10:30:36.455
2 -	41.473	30.597	1:12.070	81.94	0.539	10:31:48.525
3 -	41.050	30.901	1:11.951	82.07	0.420	10:33:00.476
4 -	41.348	30.547	1:11.895 (3)	82.14	0.364	10:34:12.371
5 -	41.007	30.677	1:11.684 (2)	82.38	0.153	10:35:24.055
6 -	40.750	30.781	1:11.531 (1)	82.56		10:36:35.586

P27 155 600 Eliot SMITH		Honda CBR600RR - Pro-Moto Europe Ltd				
IDEAL LAP TIME : 1:07.159		BEST LAP TIME : 1:07.766		DIFFERENCE : 0.607		
LAP	SECTOR 1	SECTOR 2	LAP TIME	MPH	DIFF	TIME OF DAY
1 -		28.359	1:33.761	62.98	25.995	10:30:53.272
2 -	39.442	28.505	1:07.947 (3)	86.91	0.181	10:32:01.219
3 -	39.005	28.761	1:07.766 (1)	87.14		10:33:08.985
4 -	38.800	29.124	1:07.924 (2)	86.94	0.158	10:34:16.909
5 -	40.112	28.958	1:09.070	85.50	1.304	10:35:25.979
6 -	39.543	30.222	1:09.765	84.65	1.999	10:36:35.744

P28 885 600 Oliver HOBBS		Kawasaki ZX6R -				
IDEAL LAP TIME : 1:05.481		BEST LAP TIME : 1:05.747		DIFFERENCE : 0.266		
LAP	SECTOR 1	SECTOR 2	LAP TIME	MPH	DIFF	TIME OF DAY
1 -		28.477	1:32.684	63.71	26.937	10:30:52.195
2 -	38.697	27.515	1:06.212 (2)	89.19	0.465	10:31:58.407
3 -	1:20.901	28.533	1:49.434	53.96	43.687	10:33:47.841
4 -	38.342	28.264	1:06.606 (3)	88.66	0.859	10:34:54.447
5 -	37.966	27.781	1:05.747 (1)	89.82		10:36:00.194
6 -	39.565	29.607	1:09.172	85.37	3.425	10:37:09.366

P29 395 600 William NICHOLLS		Suzuki GSXR 600 - Will Nicholls Farriery				
IDEAL LAP TIME : 1:12.012		BEST LAP TIME : 1:12.272		DIFFERENCE : 0.260		
LAP	SECTOR 1	SECTOR 2	LAP TIME	MPH	DIFF	TIME OF DAY
1 -		31.689	1:42.713	57.49	30.441	10:31:02.224
2 -	42.626	31.206	1:13.832	79.98	1.560	10:32:16.056
3 -	43.018	32.556	1:15.574	78.14	3.302	10:33:31.630
4 -	42.460	31.104	1:13.564 (3)	80.27	1.292	10:34:45.194
5 -	40.908	31.364	1:12.272 (1)	81.71		10:35:57.466
6 -	41.695	31.474	1:13.169 (2)	80.71	0.897	10:37:10.635

P30 42 600 Kai EVANS		Kawasaki ZX6R - CBS Ltd Construction and Engineering				
IDEAL LAP TIME : 1:12.626		BEST LAP TIME : 1:12.626		DIFFERENCE : 0.000		
LAP	SECTOR 1	SECTOR 2	LAP TIME	MPH	DIFF	TIME OF DAY
1 -		32.227	1:41.638	58.10	29.012	10:31:01.149
2 -	41.505	32.428	1:13.933 (3)	79.87	1.307	10:32:15.082
3 -	43.517	32.647	1:16.164	77.53	3.538	10:33:31.246
4 -	41.361	31.265	1:12.626 (1)	81.31		10:34:43.872
5 -	41.554	31.555	1:13.109 (2)	80.77	0.483	10:35:56.981
6 -	41.674	32.852	1:14.526	79.24	1.900	10:37:11.507

P31 444 600 Micheal HANRAHAN		Yamaha R600 - T G CAD SERVICES/ G and g mobility services				
IDEAL LAP TIME : 1:14.028		BEST LAP TIME : 1:14.028		DIFFERENCE : 0.000		
LAP	SECTOR 1	SECTOR 2	LAP TIME	MPH	DIFF	TIME OF DAY
1 -		31.777	1:43.565	57.02	29.537	10:31:03.076
2 -	43.306	30.722	1:14.028 (1)	79.77		10:32:17.104
3 -	44.139	31.350	1:15.489	78.23	1.461	10:33:32.593
4 -	44.877	31.029	1:15.906	77.80	1.878	10:34:48.499
5 -	43.425	31.139	1:14.564 (3)	79.20	0.536	10:36:03.063
6 -	43.338	30.943	1:14.281 (2)	79.50	0.253	10:37:17.344

BMCRC - MRO Championships 2022 - Rnd 2 @ Silverstone National

BMCRC Rookie 600 & 1000

RACE 2 - BEST SECTORS

SECTOR 1			SECTOR 2			IDEAL / BEST COMPARISON						
POS	NO	NAME	TIME	NO	NAME	TIME	POS	NO	NAME	IDEAL	BEST	DIFF
									PERFECT LAP	1:00.500		
1	224	HEALEY	34.960	23	HINCHCLIFFE	25.540	1	23	HINCHCLIFFE	1:00.752	1:00.752	0.000
2	449	WALLINGTON	35.006	69	COKER	25.902	2	69	COKER	1:00.918	1:00.918	0.000
3	69	COKER	35.016	449	WALLINGTON	25.988	3	449	WALLINGTON	1:00.994	1:00.994	0.000
4	23	HINCHCLIFFE	35.212	224	HEALEY	26.044	4	224	HEALEY	1:01.004	1:01.004	0.000
5	175	PESTANA	35.362	46	MARSH	26.101	5	175	PESTANA	1:01.637	1:01.637	0.000
6	63	BIGUZZI	35.375	175	PESTANA	26.275	6	63	BIGUZZI	1:01.669	1:01.684	0.015
7	19	SHEPPHARD	35.702	63	BIGUZZI	26.294	7	19	SHEPPHARD	1:02.318	1:02.382	0.064
8	334	BRANDISH	35.897	334	BRANDISH	26.569	8	334	BRANDISH	1:02.466	1:02.678	0.212
9	34	CHEESEMAN	35.902	19	SHEPPHARD	26.616	9	34	CHEESEMAN	1:02.701	1:02.866	0.165
10	125	CHAM	36.050	34	CHEESEMAN	26.799	10	46	MARSH	1:03.072	1:03.224	0.152
11	45	SMITH	36.611	994	BACON	26.848	11	125	CHAM	1:03.521	1:04.025	0.504
12	46	MARSH	36.971	177	LAURICELLA	26.966	12	222	MERCER	1:04.060	1:04.625	0.565
13	222	MERCER	36.987	222	MERCER	27.073	13	45	SMITH	1:04.127	1:04.204	0.077
14	281	FARLEY	37.258	120	GOWER	27.216	14	994	BACON	1:04.336	1:05.017	0.681
15	96	SCOTT	37.342	58	NICHOLAS	27.230	15	177	LAURICELLA	1:04.588	1:04.588	0.000
16	37	DAVEY	37.357	125	CHAM	27.471	16	120	GOWER	1:04.690	1:04.690	0.000
17	120	GOWER	37.474	885	HOBBS	27.515	17	58	NICHOLAS	1:04.751	1:05.143	0.392
18	994	BACON	37.488	45	SMITH	27.516	18	96	SCOTT	1:05.028	1:05.248	0.220
19	58	NICHOLAS	37.521	96	SCOTT	27.686	19	281	FARLEY	1:05.237	1:05.237	0.000
20	177	LAURICELLA	37.622	261	GREGORIO	27.938	20	37	DAVEY	1:05.419	1:05.419	0.000
21	885	HOBBS	37.966	274	LATIMER	27.961	21	885	HOBBS	1:05.481	1:05.747	0.266
22	274	LATIMER	37.995	281	FARLEY	27.979	22	274	LATIMER	1:05.956	1:05.956	0.000
23	41	COOK	38.265	37	DAVEY	28.062	23	261	GREGORIO	1:06.449	1:07.258	0.809
24	261	GREGORIO	38.511	41	COOK	28.293	24	41	COOK	1:06.558	1:06.729	0.171
25	155	SMITH	38.800	155	SMITH	28.359	25	155	SMITH	1:07.159	1:07.766	0.607
26	640	BREWIN	38.915	12	BOXALL	28.883	26	12	BOXALL	1:07.868	1:07.922	0.054
27	12	BOXALL	38.985	640	BREWIN	29.388	27	640	BREWIN	1:08.303	1:08.480	0.177
28	84	McPHERSON	40.750	84	McPHERSON	30.547	28	84	McPHERSON	1:11.297	1:11.531	0.234
29	395	NICHOLLS	40.908	444	HANRAHAN	30.722	29	395	NICHOLLS	1:12.012	1:12.272	0.260
30	42	EVANS	41.361	395	NICHOLLS	31.104	30	42	EVANS	1:12.626	1:12.626	0.000
31	444	HANRAHAN	43.306	42	EVANS	31.265	31	444	HANRAHAN	1:14.028	1:14.028	0.000

BMCRC - MRO Championships 2022 - Rnd 2 @ Silverstone National

BMCRC Rookie 600 & 1000

RACE 2 - STATISTICS

Competitors Started 31
Planned Start 2022-04-03 @ 10:00:00.000
Actual Start 2022-04-03 @ 10:29:19.511
Finish Time 2022-04-03 @ 10:36:35.585
Track Length 1.6404mi.
Total Laps 211
Total Distance Covered 346.1377mi.

Session Fastest Lap History

NO	CL	NAME	LAP TIME	TIME OF DAY	LAP	VEHICLE
224	1000	Lee HEALEY	1:01.004	10:31:24.681	2	Suzuki GSXR 1000R
23	1000	Harry HINCHCLIFFE	1:00.752	10:36:38.000	7	Kawasaki ZX10R

Session Leader History

NO	CL	NAME	FROM LAP	LAPS LED	DISTANCE	VEHICLE
224	1000	Lee HEALEY	1	7	11.48 miles	Suzuki GSXR 1000R

Flag History

TYPE	TIME OF DAY
GREEN	10:29:19.511
FINISH	10:36:35.585

Flag Statistics

TYPE	COUNT	TOTAL LAPS	TOTAL TIME
Green	1	7	8:49.586
Red	0	0	0.000
Safety Car	0	0	0.000
FCY	0	0	0.000

BMCRC - MRO Championships 2022 - Rnd 2 @ Silverstone National

BMCRC Rookie 600 & 1000

RACE 2 - STATISTICS

CLASS : 1000

19 Starters

Fastest Lap History

NO	NAME	LAP TIME	TIME OF DAY	LAP	VEHICLE
224	Lee HEALEY	1:01.004	10:31:24.681	2	Suzuki GSXR 1000R
23	Harry HINCHCLIFFE	1:00.752	10:36:38.000	7	Kawasaki ZX10R

Leader History

NO	NAME	FROM LAP	LAPS LED	DISTANCE	VEHICLE
224	Lee HEALEY	1	7	11.48 miles	Suzuki GSXR 1000R

BMCRC - MRO Championships 2022 - Rnd 2 @ Silverstone National

BMCRC Rookie 600 & 1000

RACE 2 - STATISTICS

CLASS : 600

12 Starters

Fastest Lap History

NO	NAME	LAP TIME	TIME OF DAY	LAP	VEHICLE
19	Michael SHEPPHARD	1:04.255	10:31:52.699	2	Kawasaki ZX6R
46	Pete MARSH	1:03.224	10:31:53.375	2	Kawasaki ZX6R
19	Michael SHEPPHARD	1:02.382	10:35:02.596	5	Kawasaki ZX6R

Leader History

NO	NAME	FROM LAP	LAPS LED	DISTANCE	VEHICLE
19	Michael SHEPPHARD	1	7	11.48 miles	Kawasaki ZX6R

BMCRC - MRO Championships 2022 - Rnd 2 @ Silverstone National



CONTRACTORS LTD

BMCRC Rookie 600 & 1000

RACE 12 - GRID (8 Laps)

ROW 13	1		1		37	18 Graeme COE
ROW 12	36	444 Micheal HANRAHAN 1:14.028	35	42 Kai EVANS 1:12.626	34	395 William NICHOLLS 1:12.272
ROW 11	33	155 Eliot SMITH 1:07.766	32	41 Toby COOK 1:06.729	31	885 Oliver HOBBS 1:05.747
ROW 10	30	58 Paul NICHOLAS 1:05.143	29	994 Scott BACON 1:05.017	28	120 James GOWER 1:04.690
ROW 9	27	177 Calogero LAURICELLA 1:04.588	26	46 Pete MARSH 1:03.224	25	19 Michael SHEPPHARD 1:02.382
ROW 8	24		23		22	
ROW 7	21	56 Paul HARRIS	20	888 Paul FAGG	19	84 Colin McPHERSON 1:11.531
ROW 6	18	640 Dominic BREWIN 1:08.480	17	12 Paul BOXALL 1:07.922	16	261 Roberto Di GREGORIO 1:07.258
ROW 5	15	274 Stewart LATIMER 1:05.956	14	37 Adam DAVEY 1:05.419	13	96 Peter SCOTT 1:05.248
ROW 4	12	281 Daniel FARLEY 1:05.237	11	222 Daniel MERCER 1:04.625	10	45 Glenn SMITH 1:04.204
ROW 3	9	125 Matthew CHAM 1:04.025	8	34 Ben CHEESEMAN 1:02.866	7	334 Anthony BRANDISH 1:02.678
ROW 2	6	63 Riccardo BIGUZZI 1:01.684	5	175 Arlindo PESTANA 1:01.637	4	224 Lee HEALEY 1:01.004
ROW 1	3	449 Luke WALLINGTON 1:00.994	2	69 Alfie COKER 1:00.918	1	23 Harry HINCHCLIFFE 1:00.752
Pole						

Silverstone National: 1.6404 miles

These results are provisional until the conclusion of any judicial and technical matters.

Clerk Of Course :	Stewards :	Timekeeper : Craig Smith
-------------------	------------	--------------------------

Results can be found at www.tsl-timing.com

Printed - 10:40 Sunday, 03 April 2022



BMCRC - MRO Championships 2022 - Rnd 2 @ Silverstone National

BMCRC Rookie 600 & 1000

RACE 12 - CLASSIFICATION



CONTRACTORS LTD

POS	NO	CL	PIC NAME	ENTRY	LAPS	TIME	GAP	DIFF	MPH	BEST	ON
1	449	1000	1 Luke WALLINGTON	Yamaha R1 4C8 - BW Bespoke Developments Ltd	8	8:14.301			95.58	1:00.537	6
2	334	1000	2 Anthony BRANDISH	Suzuki GSXR 1000 - BW bespoke developments ltd	8	8:19.710	5.409	5.409	94.54	1:01.464	6
3	69	1000	3 Alfie COKER	Kawasaki ZX10 - Elmech Racing Team	8	8:19.906	5.605	0.196	94.50	1:01.504	6
4	63	1000	4 Riccardo BIGUZZI	Bmw S1000RR - Jardiner	8	8:32.346	18.045	12.440	92.21	1:02.387	8
5	175	1000	5 Arlindo PESTANA	BMW S1000RR - Pep's racing	8	8:34.075	19.774	1.729	91.90	1:02.184	5
6	125	1000	6 Matthew CHAM	Kawasaki ZX10R - MFM Track Bikes	8	8:34.361	20.060	0.286	91.85	1:03.225	3
7	45	1000	7 Glenn SMITH	Kawasaki ZX10R -	8	8:38.946	24.645	4.585	91.04	1:03.665	3
8	222	1000	8 Daniel MERCER	Honda CBR1000RR - McLovin Racing	8	8:49.840	35.539	10.894	89.16	1:04.596	7
9	19	600	1 Michael SHEPPHARD	Kawasaki ZX6R - RTR Performance	8	8:55.551	41.250	5.711	88.21	1:03.316	5
10	281	1000	9 Daniel FARLEY	Suzuki GSXR - F-TECH FIRE & ELECTRICAL LTD	8	8:58.117	43.816	2.566	87.79	1:06.056	8
11	274	1000	10 Stewart LATIMER	Suzuki GSXR1000 -	8	8:58.487	44.186	0.370	87.73	1:05.671	3
12	96	1000	11 Peter SCOTT	Suzuki GSXR750 - South Hill MOT Centre	8	9:00.214	45.913	1.727	87.45	1:04.991	6
13	994	600	2 Scott BACON	Yamaha R6 -	8	9:00.467	46.166	0.253	87.41	1:03.480	6
14	46	600	3 Pete MARSH	Kawasaki ZX6R - Zipped Up Racing	8	9:00.797	46.496	0.330	87.36	1:03.851	6
15	12	1000	12 Paul BOXALL	Kawasaki ZX10R - WG Tyres	8	9:02.271	47.970	1.474	87.12	1:06.248	3
16	261	1000	13 Roberto Di GREGORIO	Ducati 899 PANIGALE -	8	9:02.794	48.493	0.523	87.04	1:05.301	7
17	37*	1000	14 Adam DAVEY	BMW S1000RR -	8	9:06.880	52.579	4.086	86.39	1:04.743	8
18	120	600	4 James GOWER	Yamaha R6 - TeamRubyRacing	8	9:08.289	53.988	1.409	86.16	1:04.500	5
19	885	600	5 Oliver HOBBS	Kawasaki ZX6R -	8	9:14.923	1:00.622	6.634	85.13	1:04.588	3
20	41	600	6 Toby COOK	Triumph DAYTONA 675 - Brixham Bodyworks	8	9:17.747	1:03.446	2.824	84.70	1:05.129	8
21	177	600	7 Calogero LAURICELLA	Kawasaki ZX-6R -	8	9:19.827	1:05.526	2.080	84.39	1:05.278	7
22	640	1000	15 Dominic BREWIN	Suzuki GSXR 1000 - The Crown Inn - Heather	7	8:14.201	1 Lap	1 Lap	83.64	1:08.946	3
23	155	600	8 Eliot SMITH	Honda CBR600RR - Pro-Moto Europe Ltd	7	8:18.794	1 Lap	4.593	82.87	1:06.817	4
24	84	1000	16 Colin McPHERSON	Kawasaki ZX10R -	7	8:24.838	1 Lap	6.044	81.88	1:10.566	7
25	58	600	9 Paul NICHOLAS	Yamaha YZF R6 - Harris Autos Repairs	7	8:38.223	1 Lap	13.385	79.77	1:04.798	6
26	42	600	10 Kai EVANS	Kawasaki ZX6R - CBS Ltd Construction and Engine	7	8:40.989	1 Lap	2.766	79.34	1:09.844	3
27	395	600	11 William NICHOLLS	Suzuki GSXR 600 - Will Nicholls Farriery	7	8:56.530	1 Lap	15.541	77.04	1:09.591	4
28	444	600	12 Micheal HANRAHAN	Yamaha R600 - T G CAD SERVICES/ G and g mob	7	9:14.059	1 Lap	17.529	74.61	1:14.498	7

NOT CLASSIFIED

DNF	23	1000	Harry HINCHCLIFFE	Kawasaki ZX10R - JDL Electrical	0						
DNF	224	1000	Lee HEALEY	Suzuki GSXR 1000R - F-Tech Fire & Electrical Ltd	0						

FASTEST LAP

449	1000	Luke WALLINGTON	Yamaha R1 4C8 - BW Bespoke Developments Ltd	6	1:00.537	97.55 mph	156.99 kph
19	600	Michael SHEPPHARD	Kawasaki ZX6R - RTR Performance	5	1:03.316	93.27 mph	150.10 kph

* Bike 37 - 10 second penalty - jump start
 Class 1000 - 92.5% of Race Speed = 88.41 mph
 Class 600 - 92.5% of Race Speed = 81.59 mph

Weather / Track : Cloudy / Dry

These results are provisional until the conclusion of any judicial and technical matters.

Race Distance: 8 Laps / 13.12 miles

Silverstone National: 1.6404 miles

Date: 03/04/2022 Start: 13:51 Finish: 13:59

Clerk Of Course :	Stewards :	Timekeeper : Craig Smith
-------------------	------------	--------------------------

Results can be found at www.tsl-timing.com

Printed - 14:01 Sunday, 03 April 2022



BMCRC - MRO Championships 2022 - Rnd 2 @ Silverstone National

BMCRC Rookie 600 & 1000

RACE 12 - LAP CHART

LAP 1 @ 13:52:33.216

NO	BEHIND	LAP TIME
69		1:04.852
334	0.270	1:05.122
449	0.452	1:05.304
63	2.780	1:07.632
125	3.091	1:07.943
45	5.226	1:10.078
281	7.038	1:11.890
222	7.159	1:12.011
175	7.397	1:12.249
12	7.783	1:12.635
274	8.993	1:13.845
37	9.770	1:14.622
261	10.159	1:15.011
84	11.644	1:16.496
640	11.880	1:16.732
96	12.183	1:17.035
19	22.882	1:27.734
120	25.856	1:30.708
58	25.934	1:30.786
994	26.280	1:31.132
46	27.196	1:32.048
177	27.426	1:32.278
885	27.599	1:32.451
41	28.461	1:33.313
155	28.582	1:33.434
42	33.608	1:38.460
444	38.731	1:43.583
395	40.091	1:44.943

LAP 2 @ 13:53:35.816

NO	BEHIND	LAP TIME
69		1:02.600
334	0.361	1:02.691
449	0.535	1:02.683
63	3.542	1:03.362
125	4.428	1:03.937
45	6.360	1:03.734
175	9.739	1:04.942
281	11.287	1:06.849
222	11.498	1:06.939
12	12.032	1:06.849
274	13.181	1:06.788
37	14.152	1:06.982
96	16.008	1:06.425
261	17.176	1:09.617
640	18.745	1:09.465
84	20.872	1:11.828
19	23.639	1:03.357
120	28.766	1:05.510
994	28.862	1:05.182
46	29.100	1:04.504
885	30.407	1:05.408
177	32.051	1:07.225
41	33.793	1:07.932
155	34.075	1:08.093
42	42.436	1:11.428
444	51.869	1:15.738
395	51.882	1:14.391
58	1:00.362	1:37.028

LAP 3 @ 13:54:37.983

NO	BEHIND	LAP TIME
69		1:02.167
334	0.238	1:02.044
449	0.605	1:02.237
63	4.659	1:03.284
125	5.486	1:03.225
45	7.858	1:03.665
175	10.119	1:02.547
222	14.025	1:04.694
281	15.589	1:06.469
12	16.113	1:06.248
274	16.685	1:05.671
37	18.763	1:06.778
96	21.581	1:07.740
261	21.949	1:06.940
640	25.524	1:08.946
19	25.681	1:04.209
84	30.093	1:11.388
994	30.769	1:04.074
46	31.077	1:04.144
120	31.896	1:05.297
885	32.828	1:04.588
177	36.358	1:06.474
41	38.683	1:07.057
155	39.603	1:07.695
42	50.113	1:09.844
395	59.738	1:10.023

LAP 4 @ 13:55:39.940

NO	BEHIND	LAP TIME
449		1:01.352
334	0.594	1:02.313
69	0.717	1:02.674
58	1 Lap	1:07.354
444	1 Lap	1:15.891
63	6.666	1:03.964
125	7.182	1:03.653
45	9.824	1:03.923
175	10.548	1:02.386
222	17.019	1:04.951
281	20.122	1:06.490
12	20.742	1:06.586
274	21.059	1:06.331
37	22.302	1:05.496
96	25.450	1:05.826
261	26.578	1:06.586
19	27.436	1:03.712
640	32.916	1:09.349
46	33.054	1:03.934
994	33.386	1:04.574
120	35.690	1:05.751
885	36.438	1:05.567
84	40.105	1:11.969
177	41.115	1:06.714
41	43.640	1:06.914
155	44.463	1:06.817
42	58.488	1:10.332

LAP 5 @ 13:56:40.605

NO	BEHIND	LAP TIME
449		1:00.665
334	1.659	1:01.730
69	2.598	1:02.546

395	1 Lap	1:09.591
58	1 Lap	1:05.975
63	9.215	1:03.214
125	9.876	1:03.359
175	12.067	1:02.184
45	12.919	1:03.760
444	1 Lap	1:14.797
222	21.076	1:04.722
281	25.886	1:06.429
274	26.512	1:06.118
37	27.242	1:05.605
12	27.553	1:07.476
19	30.087	1:03.316
96	31.198	1:06.413
261	32.623	1:06.710
46	36.512	1:04.123
994	36.659	1:03.938
120	39.525	1:04.500
640	41.693	1:09.442
885	41.838	1:06.065
177	48.345	1:07.895
41	49.406	1:06.431
84	50.608	1:11.168
155	51.340	1:07.542

LAP 6 @ 13:57:41.142

NO	BEHIND	LAP TIME
449		1:00.537
334	2.586	1:01.464
69	3.565	1:01.504
42	1 Lap	1:10.055
63	12.899	1:04.221
125	13.583	1:04.244
175	14.843	1:03.313
58	1 Lap	1:06.575
45	16.927	1:04.545
395	1 Lap	1:11.418
222	26.757	1:06.218
444	1 Lap	1:14.594
281	31.998	1:06.649
274	32.163	1:06.188
37	32.353	1:05.648
19	34.162	1:04.612
12	34.559	1:07.543
96	35.652	1:04.991
261	37.612	1:05.526
994	39.602	1:03.480
46	39.826	1:03.851
120	44.733	1:05.745
885	47.913	1:06.612
640	51.299	1:10.143
41	54.571	1:05.702
177	54.703	1:06.895
155	58.422	1:07.619

LAP 7 @ 13:58:41.713

NO	BEHIND	LAP TIME
449		1:00.571
84	1 Lap	1:11.423
334	4.316	1:02.301
69	4.688	1:01.694
63	16.610	1:04.282
125	17.121	1:04.109
42	1 Lap	1:10.572
175	17.651	1:03.379

58	1 Lap	1:04.798
45	20.108	1:03.752
395	1 Lap	1:13.035
222	30.782	1:04.596
281	38.712	1:07.285
37	38.788	1:07.006
19	38.831	1:05.240
274	39.195	1:07.603
12	41.388	1:07.400
96	41.572	1:06.491
261	42.342	1:05.301
994	43.159	1:04.128
46	43.521	1:04.266
444	1 Lap	1:14.958
120	49.138	1:04.976
885	54.460	1:07.118
41	59.269	1:05.269
177	59.410	1:05.278
640	1:00.852	1:10.124

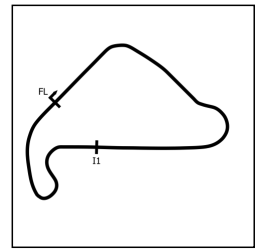
LAP 8 @ 13:59:42.665

NO	BEHIND	LAP TIME
449		1:00.952
155	1 Lap	1:07.594
334	5.409	1:02.045
69	5.605	1:01.869
84	1 Lap	1:10.566
63	18.045	1:02.387
175	19.774	1:03.075
125	20.060	1:03.891
58	1 Lap	1:05.707
45	24.645	1:05.489
42	1 Lap	1:10.298
222	35.539	1:05.709
19	41.250	1:03.371
395	1 Lap	1:13.129
37	42.579	1:04.743
281	43.816	1:06.056
274	44.186	1:05.943
96	45.913	1:05.293
994	46.166	1:03.959
46	46.496	1:03.927
12	47.970	1:07.534
261	48.493	1:07.103
120	53.988	1:05.802
444	1 Lap	1:14.498
885	1:00.622	1:07.114
41	1:03.446	1:05.129
177	1:05.526	1:07.068

BMCRC - MRO Championships 2022 - Rnd 2 @ Silverstone National

BMCRC Rookie 600 & 1000

RACE 12 - SECTOR ANALYSIS



SECTOR 1 = FL to I1, SECTOR 2 = I1 to FL, DIFF = Difference To Personal Best Lap, P = Crossed Finish Line in Pit Lane, D = Time Disallowed

P1		449 1000		Luke WALLINGTON		Yamaha R1 4C8 - BW Bespoke Developments Ltd	
IDEAL LAP TIME : 1:00.331		BEST LAP TIME : 1:00.537		DIFFERENCE : 0.206			
LAP	SECTOR 1	SECTOR 2	LAP TIME	MPH	DIFF	TIME OF DAY	
1 -		26.697	1:05.304	90.43	4.767	13:52:33.668	
2 -	36.060	26.623	1:02.683	94.21	2.146	13:53:36.351	
3 -	35.334	26.903	1:02.237	94.88	1.700	13:54:38.588	
4 -	35.493	25.859	1:01.352	96.25	0.815	13:55:39.940	
5 -	34.903	25.762	1:00.665 (3)	97.34	0.128	13:56:40.605	
6 -	34.660	25.877	1:00.537 (1)	97.55		13:57:41.142	
7 -	34.569	26.002	1:00.571 (2)	97.49	0.034	13:58:41.713	
8 -	35.001	25.951	1:00.952	96.89	0.415	13:59:42.665	

P2		334 1000		Anthony BRANDISH		Suzuki GSXR 1000 - BW bespoke developments ltd	
IDEAL LAP TIME : 1:01.440		BEST LAP TIME : 1:01.464		DIFFERENCE : 0.024			
LAP	SECTOR 1	SECTOR 2	LAP TIME	MPH	DIFF	TIME OF DAY	
1 -		26.565	1:05.122	90.68	3.658	13:52:33.486	
2 -	35.990	26.701	1:02.691	94.20	1.227	13:53:36.177	
3 -	35.754	26.290	1:02.044 (3)	95.18	0.580	13:54:38.221	
4 -	35.690	26.623	1:02.313	94.77	0.849	13:55:40.534	
5 -	35.503	26.227	1:01.730 (2)	95.66	0.266	13:56:42.264	
6 -	35.527	25.937	1:01.464 (1)	96.08		13:57:43.728	
7 -	36.228	26.073	1:02.301	94.79	0.837	13:58:46.029	
8 -	36.026	26.019	1:02.045	95.18	0.581	13:59:48.074	

P3		69 1000		Alfie COKER		Kawasaki ZX10 - Elmech Racing Team	
IDEAL LAP TIME : 1:01.198		BEST LAP TIME : 1:01.504		DIFFERENCE : 0.306			
LAP	SECTOR 1	SECTOR 2	LAP TIME	MPH	DIFF	TIME OF DAY	
1 -		26.723	1:04.852	91.06	3.348	13:52:33.216	
2 -	35.741	26.859	1:02.600	94.33	1.096	13:53:35.816	
3 -	35.395	26.772	1:02.167	94.99	0.663	13:54:37.983	
4 -	35.845	26.829	1:02.674	94.22	1.170	13:55:40.657	
5 -	35.984	26.562	1:02.546	94.42	1.042	13:56:43.203	
6 -	35.133	26.371	1:01.504 (1)	96.02		13:57:44.707	
7 -	35.329	26.365	1:01.694 (2)	95.72	0.190	13:58:46.401	
8 -	35.804	26.065	1:01.869 (3)	95.45	0.365	13:59:48.270	

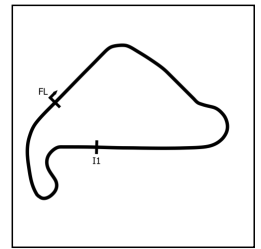
P4		63 1000		Riccardo BIGUZZI		Bmw S1000RR - Jardiner	
IDEAL LAP TIME : 1:02.291		BEST LAP TIME : 1:02.387		DIFFERENCE : 0.096			
LAP	SECTOR 1	SECTOR 2	LAP TIME	MPH	DIFF	TIME OF DAY	
1 -		27.477	1:07.632	87.31	5.245	13:52:35.996	
2 -	36.754	26.608	1:03.362	93.20	0.975	13:53:39.358	
3 -	36.487	26.797	1:03.284 (3)	93.32	0.897	13:54:42.642	
4 -	37.010	26.954	1:03.964	92.32	1.577	13:55:46.606	
5 -	36.589	26.625	1:03.214 (2)	93.42	0.827	13:56:49.820	
6 -	37.846	26.375	1:04.221	91.95	1.834	13:57:54.041	
7 -	35.916	28.366	1:04.282	91.87	1.895	13:58:58.323	
8 -	35.963	26.424	1:02.387 (1)	94.66		14:00:00.710	

P5		175 1000		Arlindo PESTANA		BMW S1000RR - Pep's racing	
IDEAL LAP TIME : 1:01.772		BEST LAP TIME : 1:02.184		DIFFERENCE : 0.412			
LAP	SECTOR 1	SECTOR 2	LAP TIME	MPH	DIFF	TIME OF DAY	
1 -		27.930	1:12.249	81.73	10.065	13:52:40.613	
2 -	38.314	26.628	1:04.942	90.93	2.758	13:53:45.555	
3 -	36.083	26.464	1:02.547 (3)	94.41	0.363	13:54:48.102	
4 -	35.798	26.588	1:02.386 (2)	94.66	0.202	13:55:50.488	
5 -	35.995	26.189	1:02.184 (1)	94.97		13:56:52.672	
6 -	35.583	27.730	1:03.313	93.27	1.129	13:57:55.985	
7 -	35.671	27.708	1:03.379	93.18	1.195	13:58:59.364	
8 -	36.629	26.446	1:03.075	93.62	0.891	14:00:02.439	

BMCRC - MRO Championships 2022 - Rnd 2 @ Silverstone National

BMCRC Rookie 600 & 1000

RACE 12 - SECTOR ANALYSIS



SECTOR 1 = FL to I1, SECTOR 2 = I1 to FL, DIFF = Difference To Personal Best Lap, P = Crossed Finish Line in Pit Lane, D = Time Disallowed

P6		125	1000	Matthew CHAM	Kawasaki ZX10R - MFM Track Bikes		
IDEAL LAP TIME : 1:02.493		BEST LAP TIME : 1:03.225		DIFFERENCE : 0.732			
LAP	SECTOR 1	SECTOR 2	LAP TIME	MPH	DIFF	TIME OF DAY	
1 -		27.095	1:07.943	86.92	4.718	13:52:36.307	
2 -	36.858	27.079	1:03.937	92.36	0.712	13:53:40.244	
3 -	36.170	27.055	1:03.225 (1)	93.40		13:54:43.469	
4 -	36.512	27.141	1:03.653 (3)	92.77	0.428	13:55:47.122	
5 -	36.409	26.950	1:03.359 (2)	93.20	0.134	13:56:50.481	
6 -	37.507	26.737	1:04.244	91.92	1.019	13:57:54.725	
7 -	35.756	28.353	1:04.109	92.11	0.884	13:58:58.834	
8 -	36.785	27.106	1:03.891	92.43	0.666	14:00:02.725	

P7		45	1000	Glenn SMITH	Kawasaki ZX10R -		
IDEAL LAP TIME : 1:03.179		BEST LAP TIME : 1:03.665		DIFFERENCE : 0.486			
LAP	SECTOR 1	SECTOR 2	LAP TIME	MPH	DIFF	TIME OF DAY	
1 -		27.484	1:10.078	84.27	6.413	13:52:38.442	
2 -	36.831	26.903	1:03.734 (2)	92.66	0.069	13:53:42.176	
3 -	36.736	26.929	1:03.665 (1)	92.76		13:54:45.841	
4 -	36.648	27.275	1:03.923	92.38	0.258	13:55:49.764	
5 -	36.580	27.180	1:03.760	92.62	0.095	13:56:53.524	
6 -	36.276	28.269	1:04.545	91.49	0.880	13:57:58.069	
7 -	36.781	26.971	1:03.752 (3)	92.63	0.087	13:59:01.821	
8 -	37.656	27.833	1:05.489	90.17	1.824	14:00:07.310	

P8		222	1000	Daniel MERCER	Honda CBR1000RR - McLovin Racing		
IDEAL LAP TIME : 1:04.353		BEST LAP TIME : 1:04.596		DIFFERENCE : 0.243			
LAP	SECTOR 1	SECTOR 2	LAP TIME	MPH	DIFF	TIME OF DAY	
1 -		28.607	1:12.011	82.00	7.415	13:52:40.375	
2 -	38.566	28.373	1:06.939	88.22	2.343	13:53:47.314	
3 -	37.296	27.398	1:04.694 (2)	91.28	0.098	13:54:52.008	
4 -	37.770	27.181	1:04.951	90.92	0.355	13:55:56.959	
5 -	37.172	27.550	1:04.722 (3)	91.24	0.126	13:57:01.681	
6 -	38.693	27.525	1:06.218	89.18	1.622	13:58:07.899	
7 -	37.297	27.299	1:04.596 (1)	91.42		13:59:12.495	
8 -	37.803	27.906	1:05.709	89.87	1.113	14:00:18.204	

P9		19	600	Michael SHEPPHARD	Kawasaki ZX6R - RTR Performance		
IDEAL LAP TIME : 1:03.078		BEST LAP TIME : 1:03.316		DIFFERENCE : 0.238			
LAP	SECTOR 1	SECTOR 2	LAP TIME	MPH	DIFF	TIME OF DAY	
1 -		26.545	1:27.734	67.31	24.418	13:52:56.098	
2 -	36.742	26.615	1:03.357 (2)	93.21	0.041	13:53:59.455	
3 -	37.302	26.907	1:04.209	91.97	0.893	13:55:03.664	
4 -	37.074	26.638	1:03.712	92.69	0.396	13:56:07.376	
5 -	36.533	26.783	1:03.316 (1)	93.27		13:57:10.692	
6 -	36.556	28.056	1:04.612	91.40	1.296	13:58:15.304	
7 -	37.213	28.027	1:05.240	90.52	1.924	13:59:20.544	
8 -	36.585	26.786	1:03.371 (3)	93.19	0.055	14:00:23.915	

P10		281	1000	Daniel FARLEY	Suzuki GSXR - F-TECH FIRE & ELECTRICAL LTD		
IDEAL LAP TIME : 1:05.692		BEST LAP TIME : 1:06.056		DIFFERENCE : 0.364			
LAP	SECTOR 1	SECTOR 2	LAP TIME	MPH	DIFF	TIME OF DAY	
1 -		28.843	1:11.890	82.14	5.834	13:52:40.254	
2 -	38.515	28.334	1:06.849	88.34	0.793	13:53:47.103	
3 -	37.437	29.032	1:06.469 (3)	88.84	0.413	13:54:53.572	
4 -	37.988	28.502	1:06.490	88.82	0.434	13:56:00.062	
5 -	37.543	28.886	1:06.429 (2)	88.90	0.373	13:57:06.491	
6 -	37.421	29.228	1:06.649	88.60	0.593	13:58:13.140	
7 -	37.984	29.301	1:07.285	87.77	1.229	13:59:20.425	
8 -	37.358	28.698	1:06.056 (1)	89.40		14:00:26.481	

BMCRC - MRO Championships 2022 - Rnd 2 @ Silverstone National

BMCRC Rookie 600 & 1000

RACE 12 - SECTOR ANALYSIS



SECTOR 1 = FL to I1, SECTOR 2 = I1 to FL, DIFF = Difference To Personal Best Lap, P = Crossed Finish Line in Pit Lane, D = Time Disallowed

P11 274 1000		Stewart LATIMER		Suzuki GSXR1000 -			
IDEAL LAP TIME : 1:05.190		BEST LAP TIME : 1:05.671		DIFFERENCE : 0.481			
LAP	SECTOR 1	SECTOR 2	LAP TIME	MPH	DIFF	TIME OF DAY	
1 -		28.593	1:13.845	79.97	8.174	13:52:42.209	
2 -	39.030	27.758	1:06.788	88.42	1.117	13:53:48.997	
3 -	37.897	27.774	1:05.671 (1)	89.92		13:54:54.668	
4 -	38.351	27.980	1:06.331	89.03	0.660	13:56:00.999	
5 -	38.464	27.654	1:06.118 (3)	89.32	0.447	13:57:07.117	
6 -	37.536	28.652	1:06.188	89.22	0.517	13:58:13.305	
7 -	38.292	29.311	1:07.603	87.35	1.932	13:59:20.908	
8 -	38.142	27.801	1:05.943 (2)	89.55	0.272	14:00:26.851	

P12 96 1000		Peter SCOTT		Suzuki GSXR750 - South Hill MOT Centre			
IDEAL LAP TIME : 1:04.580		BEST LAP TIME : 1:04.991		DIFFERENCE : 0.411			
LAP	SECTOR 1	SECTOR 2	LAP TIME	MPH	DIFF	TIME OF DAY	
1 -		30.826	1:17.035	76.66	12.044	13:52:45.399	
2 -	38.850	27.575	1:06.425	88.90	1.434	13:53:51.824	
3 -			1:07.740	87.18	2.749	13:54:59.564	
4 -			1:05.826 (3)	89.71	0.835	13:56:05.390	
5 -			1:06.413	88.92	1.422	13:57:11.803	
6 -	37.414	27.577	1:04.991 (1)	90.86		13:58:16.794	
7 -			1:06.491	88.81	1.500	13:59:23.285	
8 -	38.127	27.166	1:05.293 (2)	90.44	0.302	14:00:28.578	

P13 994 600		Scott BACON		Yamaha R6 -			
IDEAL LAP TIME : 1:03.195		BEST LAP TIME : 1:03.480		DIFFERENCE : 0.285			
LAP	SECTOR 1	SECTOR 2	LAP TIME	MPH	DIFF	TIME OF DAY	
1 -		27.471	1:31.132	64.80	27.652	13:52:59.496	
2 -	38.478	26.704	1:05.182	90.60	1.702	13:54:04.678	
3 -	37.448	26.626	1:04.074	92.16	0.594	13:55:08.752	
4 -	37.622	26.952	1:04.574	91.45	1.094	13:56:13.326	
5 -	37.005	26.933	1:03.938 (2)	92.36	0.458	13:57:17.264	
6 -	36.776	26.704	1:03.480 (1)	93.03		13:58:20.744	
7 -	36.923	27.205	1:04.128	92.09	0.648	13:59:24.872	
8 -	37.540	26.419	1:03.959 (3)	92.33	0.479	14:00:28.831	

P14 46 600		Pete MARSH		Kawasaki ZX6R - Zipped Up Racing			
IDEAL LAP TIME : 1:03.612		BEST LAP TIME : 1:03.851		DIFFERENCE : 0.239			
LAP	SECTOR 1	SECTOR 2	LAP TIME	MPH	DIFF	TIME OF DAY	
1 -		27.337	1:32.048	64.15	28.197	13:53:00.412	
2 -	38.232	26.272	1:04.504	91.55	0.653	13:54:04.916	
3 -	37.857	26.287	1:04.144	92.06	0.293	13:55:09.060	
4 -	37.588	26.346	1:03.934 (3)	92.37	0.083	13:56:12.994	
5 -	37.621	26.502	1:04.123	92.09	0.272	13:57:17.117	
6 -	37.489	26.362	1:03.851 (1)	92.49		13:58:20.968	
7 -	37.340	26.926	1:04.266	91.89	0.415	13:59:25.234	
8 -	37.646	26.281	1:03.927 (2)	92.38	0.076	14:00:29.161	

P15 12 1000		Paul BOXALL		Kawasaki ZX10R - WG Tyres			
IDEAL LAP TIME : 1:06.093		BEST LAP TIME : 1:06.248		DIFFERENCE : 0.155			
LAP	SECTOR 1	SECTOR 2	LAP TIME	MPH	DIFF	TIME OF DAY	
1 -		28.448	1:12.635	81.30	6.387	13:52:40.999	
2 -	38.533	28.316	1:06.849 (3)	88.34	0.601	13:53:47.848	
3 -	38.099	28.149	1:06.248 (1)	89.14		13:54:54.096	
4 -	37.944	28.642	1:06.586 (2)	88.69	0.338	13:56:00.682	
5 -	38.254	29.222	1:07.476	87.52	1.228	13:57:08.158	
6 -	38.338	29.205	1:07.543	87.43	1.295	13:58:15.701	
7 -	38.566	28.834	1:07.400	87.62	1.152	13:59:23.101	
8 -	39.110	28.424	1:07.534	87.44	1.286	14:00:30.635	

BMCRC - MRO Championships 2022 - Rnd 2 @ Silverstone National

BMCRC Rookie 600 & 1000

RACE 12 - SECTOR ANALYSIS



SECTOR 1 = FL to I1, SECTOR 2 = I1 to FL, DIFF = Difference To Personal Best Lap, P = Crossed Finish Line in Pit Lane, D = Time Disallowed

P16		261 1000		Roberto Di GREGORIO		Ducati 899 PANIGALE -	
IDEAL LAP TIME : 1:05.301		BEST LAP TIME : 1:05.301		DIFFERENCE : 0.000			
LAP	SECTOR 1	SECTOR 2	LAP TIME	MPH	DIFF	TIME OF DAY	
1 -		29.138	1:15.011	78.73	9.710	13:52:43.375	
2 -	41.147	28.470	1:09.617	84.83	4.316	13:53:52.992	
3 -	38.948	27.992	1:06.940	88.22	1.639	13:54:59.932	
4 -	38.907	27.679	1:06.586 (3)	88.69	1.285	13:56:06.518	
5 -	38.775	27.935	1:06.710	88.52	1.409	13:57:13.228	
6 -	38.002	27.524	1:05.526 (2)	90.12	0.225	13:58:18.754	
7 -	37.987	27.314	1:05.301 (1)	90.43		13:59:24.055	
8 -	38.452	28.651	1:07.103	88.00	1.802	14:00:31.158	

P17		37 1000		Adam DAVEY		BMW S1000RR -	
IDEAL LAP TIME : 1:04.743		BEST LAP TIME : 1:04.743		DIFFERENCE : 0.000			
LAP	SECTOR 1	SECTOR 2	LAP TIME	MPH	DIFF	TIME OF DAY	
1 -		29.417	1:14.622	79.14	9.879	13:52:42.986	
2 -	38.717	28.265	1:06.982	88.16	2.239	13:53:49.968	
3 -	38.343	28.435	1:06.778	88.43	2.035	13:54:56.746	
4 -	37.494	28.002	1:05.496 (2)	90.16	0.753	13:56:02.242	
5 -	37.232	28.373	1:05.605 (3)	90.01	0.862	13:57:07.847	
6 -	37.211	28.437	1:05.648	89.95	0.905	13:58:13.495	
7 -	38.073	28.933	1:07.006	88.13	2.263	13:59:20.501	
8 -	37.004	27.739	1:04.743 (1)	91.21		14:00:25.244	

P18		120 600		James GOWER		Yamaha R6 - TeamRubyRacing	
IDEAL LAP TIME : 1:04.500		BEST LAP TIME : 1:04.500		DIFFERENCE : 0.000			
LAP	SECTOR 1	SECTOR 2	LAP TIME	MPH	DIFF	TIME OF DAY	
1 -		27.951	1:30.708	65.10	26.208	13:52:59.072	
2 -	38.115	27.395	1:05.510	90.14	1.010	13:54:04.582	
3 -	38.142	27.155	1:05.297 (3)	90.44	0.797	13:55:09.879	
4 -	38.611	27.140	1:05.751	89.81	1.251	13:56:15.630	
5 -	37.601	26.899	1:04.500 (1)	91.56		13:57:20.130	
6 -	38.471	27.274	1:05.745	89.82	1.245	13:58:25.875	
7 -	37.916	27.060	1:04.976 (2)	90.88	0.476	13:59:30.851	
8 -	38.131	27.671	1:05.802	89.74	1.302	14:00:36.653	

P19		885 600		Oliver HOBBS		Kawasaki ZX6R -	
IDEAL LAP TIME : 1:04.588		BEST LAP TIME : 1:04.588		DIFFERENCE : 0.000			
LAP	SECTOR 1	SECTOR 2	LAP TIME	MPH	DIFF	TIME OF DAY	
1 -		27.971	1:32.451	63.87	27.863	13:53:00.815	
2 -	38.320	27.088	1:05.408 (2)	90.28	0.820	13:54:06.223	
3 -	37.530	27.058	1:04.588 (1)	91.43		13:55:10.811	
4 -	37.788	27.779	1:05.567 (3)	90.07	0.979	13:56:16.378	
5 -	37.549	28.516	1:06.065	89.39	1.477	13:57:22.443	
6 -	38.751	27.861	1:06.612	88.65	2.024	13:58:29.055	
7 -	38.481	28.637	1:07.118	87.98	2.530	13:59:36.173	
8 -	38.876	28.238	1:07.114	87.99	2.526	14:00:43.287	

P20		41 600		Toby COOK		Triumph DAYTONA 675 - Brixham Bodyworks	
IDEAL LAP TIME : 1:04.973		BEST LAP TIME : 1:05.129		DIFFERENCE : 0.156			
LAP	SECTOR 1	SECTOR 2	LAP TIME	MPH	DIFF	TIME OF DAY	
1 -		28.558	1:33.313	63.28	28.184	13:53:01.677	
2 -	39.406	28.526	1:07.932	86.93	2.803	13:54:09.609	
3 -	38.750	28.307	1:07.057	88.06	1.928	13:55:16.666	
4 -	38.550	28.364	1:06.914	88.25	1.785	13:56:23.580	
5 -	38.189	28.242	1:06.431	88.89	1.302	13:57:30.011	
6 -	37.853	27.849	1:05.702 (3)	89.88	0.573	13:58:35.713	
7 -	37.892	27.377	1:05.269 (2)	90.48	0.140	13:59:40.982	
8 -	37.596	27.533	1:05.129 (1)	90.67		14:00:46.111	

BMCRC - MRO Championships 2022 - Rnd 2 @ Silverstone National

BMCRC Rookie 600 & 1000

RACE 12 - SECTOR ANALYSIS



SECTOR 1 = FL to I1, SECTOR 2 = I1 to FL, DIFF = Difference To Personal Best Lap, P = Crossed Finish Line in Pit Lane, D = Time Disallowed

P21 177 600		Calogero LAURICELLA		Kawasaki ZX-6R -		
IDEAL LAP TIME : 1:05.278		BEST LAP TIME : 1:05.278		DIFFERENCE : 0.000		
LAP	SECTOR 1	SECTOR 2	LAP TIME	MPH	DIFF	TIME OF DAY
1 -		28.129	1:32.278	63.99	27.000	13:53:00.642
2 -	39.527	27.698	1:07.225	87.84	1.947	13:54:07.867
3 -	38.583	27.891	1:06.474 (2)	88.84	1.196	13:55:14.341
4 -	38.623	28.091	1:06.714 (3)	88.52	1.436	13:56:21.055
5 -	39.540	28.355	1:07.895	86.98	2.617	13:57:28.950
6 -	38.854	28.041	1:06.895	88.28	1.617	13:58:35.845
7 -	38.078	27.200	1:05.278 (1)	90.46		13:59:41.123
8 -	39.179	27.889	1:07.068	88.05	1.790	14:00:48.191

P22 640 1000		Dominic BREWIN		Suzuki GSXR 1000 - The Crown Inn - Heather		
IDEAL LAP TIME : 1:08.395		BEST LAP TIME : 1:08.946		DIFFERENCE : 0.551		
LAP	SECTOR 1	SECTOR 2	LAP TIME	MPH	DIFF	TIME OF DAY
1 -		30.540	1:16.732	76.96	7.786	13:52:45.096
2 -	40.432	29.033	1:09.465	85.01	0.519	13:53:54.561
3 -	39.510	29.436	1:08.946 (1)	85.65		13:55:03.507
4 -	39.857	29.492	1:09.349 (2)	85.15	0.403	13:56:12.856
5 -	40.190	29.252	1:09.442 (3)	85.04	0.496	13:57:22.298
6 -	40.435	29.708	1:10.143	84.19	1.197	13:58:32.441
7 -	41.239	28.885	1:10.124	84.21	1.178	13:59:42.565

P23 155 600		Eliot SMITH		Honda CBR600RR - Pro-Moto Europe Ltd		
IDEAL LAP TIME : 1:06.817		BEST LAP TIME : 1:06.817		DIFFERENCE : 0.000		
LAP	SECTOR 1	SECTOR 2	LAP TIME	MPH	DIFF	TIME OF DAY
1 -		28.164	1:33.434	63.20	26.617	13:53:01.798
2 -	39.377	28.716	1:08.093	86.72	1.276	13:54:09.891
3 -	39.400	28.295	1:07.695	87.23	0.878	13:55:17.586
4 -	38.778	28.039	1:06.817 (1)	88.38		13:56:24.403
5 -	39.103	28.439	1:07.542 (2)	87.43	0.725	13:57:31.945
6 -	39.130	28.489	1:07.619	87.33	0.802	13:58:39.564
7 -	39.225	28.369	1:07.594 (3)	87.36	0.777	13:59:47.158

P24 84 1000		Colin McPHERSON		Kawasaki ZX10R -		
IDEAL LAP TIME : 1:10.566		BEST LAP TIME : 1:10.566		DIFFERENCE : 0.000		
LAP	SECTOR 1	SECTOR 2	LAP TIME	MPH	DIFF	TIME OF DAY
1 -		30.691	1:16.496	77.20	5.930	13:52:44.860
2 -	41.250	30.578	1:11.828	82.21	1.262	13:53:56.688
3 -	41.205	30.183	1:11.388 (3)	82.72	0.822	13:55:08.076
4 -	41.482	30.487	1:11.969	82.05	1.403	13:56:20.045
5 -	40.864	30.304	1:11.168 (2)	82.98	0.602	13:57:31.213
6 -	40.848	30.575	1:11.423	82.68	0.857	13:58:42.636
7 -	40.748	29.818	1:10.566 (1)	83.68		13:59:53.202

P25 58 600		Paul NICHOLAS		Yamaha YZF R6 - Harris Autos Repairs		
IDEAL LAP TIME : 1:04.798		BEST LAP TIME : 1:04.798		DIFFERENCE : 0.000		
LAP	SECTOR 1	SECTOR 2	LAP TIME	MPH	DIFF	TIME OF DAY
1 -		27.628	1:30.786	65.05	25.988	13:52:59.150
2 -	1:08.122	28.906	1:37.028	60.86	32.230	13:54:36.178
3 -	38.459	28.895	1:07.354	87.68	2.556	13:55:43.532
4 -	37.918	28.057	1:05.975 (3)	89.51	1.177	13:56:49.507
5 -	38.701	27.874	1:06.575	88.70	1.777	13:57:56.082
6 -	37.392	27.406	1:04.798 (1)	91.13		13:59:00.880
7 -	37.901	27.806	1:05.707 (2)	89.87	0.909	14:00:06.587

BMCRC - MRO Championships 2022 - Rnd 2 @ Silverstone National

BMCRC Rookie 600 & 1000

RACE 12 - SECTOR ANALYSIS



SECTOR 1 = FL to I1, SECTOR 2 = I1 to FL, DIFF = Difference To Personal Best Lap, P = Crossed Finish Line in Pit Lane, D = Time Disallowed

P26 42 600 Kai EVANS		Kawasaki ZX6R - CBS Ltd Construction and Engineering				
IDEAL LAP TIME : 1:09.217		BEST LAP TIME : 1:09.844		DIFFERENCE : 0.627		
LAP	SECTOR 1	SECTOR 2	LAP TIME	MPH	DIFF	TIME OF DAY
1 -		31.057	1:38.460	59.98	28.616	13:53:06.824
2 -	40.793	30.635	1:11.428	82.68	1.584	13:54:18.252
3 -	40.371	29.473	1:09.844 (1)	84.55		13:55:28.096
4 -	40.184	30.148	1:10.332	83.96	0.488	13:56:38.428
5 -	39.744	30.311	1:10.055 (2)	84.30	0.211	13:57:48.483
6 -	40.534	30.038	1:10.572	83.68	0.728	13:58:59.055
7 -	39.821	30.477	1:10.298 (3)	84.00	0.454	14:00:09.353

P27 395 600 William NICHOLLS		Suzuki GSXR 600 - Will Nicholls Farriery				
IDEAL LAP TIME : 1:09.591		BEST LAP TIME : 1:09.591		DIFFERENCE : 0.000		
LAP	SECTOR 1	SECTOR 2	LAP TIME	MPH	DIFF	TIME OF DAY
1 -		32.168	1:44.943	56.27	35.352	13:53:13.307
2 -	42.773	31.618	1:14.391	79.38	4.800	13:54:27.698
3 -	40.522	29.501	1:10.023 (2)	84.33	0.432	13:55:37.721
4 -	40.254	29.337	1:09.591 (1)	84.86		13:56:47.312
5 -	41.211	30.207	1:11.418 (3)	82.69	1.827	13:57:58.730
6 -	40.892	32.143	1:13.035	80.86	3.444	13:59:11.765
7 -	42.080	31.049	1:13.129	80.75	3.538	14:00:24.894

P28 444 600 Micheal HANRAHAN		Yamaha R600 - T G CAD SERVICES/ G and g mobility services				
IDEAL LAP TIME : 1:14.013		BEST LAP TIME : 1:14.498		DIFFERENCE : 0.485		
LAP	SECTOR 1	SECTOR 2	LAP TIME	MPH	DIFF	TIME OF DAY
1 -		31.222	1:43.583	57.01	29.085	13:53:11.947
2 -	44.033	31.705	1:15.738	77.97	1.240	13:54:27.685
3 -	43.848	32.043	1:15.891	77.81	1.393	13:55:43.576
4 -	43.869	30.928	1:14.797 (3)	78.95	0.299	13:56:58.373
5 -	43.554	31.040	1:14.594 (2)	79.17	0.096	13:58:12.967
6 -	44.444	30.514	1:14.958	78.78	0.460	13:59:27.925
7 -	43.499	30.999	1:14.498 (1)	79.27		14:00:42.423

BMCRC - MRO Championships 2022 - Rnd 2 @ Silverstone National

BMCRC Rookie 600 & 1000

RACE 12 - BEST SECTORS

SECTOR 1			SECTOR 2			IDEAL / BEST COMPARISON						
POS	NO	NAME	TIME	NO	NAME	TIME	POS	NO	NAME	IDEAL	BEST	DIFF
									PERFECT LAP	1:00.331		
1	449	WALLINGTON	34.569	449	WALLINGTON	25.762	1	449	WALLINGTON	1:00.331	1:00.537	0.206
2	69	COKER	35.133	334	BRANDISH	25.937	2	69	COKER	1:01.198	1:01.504	0.306
3	334	BRANDISH	35.503	69	COKER	26.065	3	334	BRANDISH	1:01.440	1:01.464	0.024
4	175	PESTANA	35.583	175	PESTANA	26.189	4	175	PESTANA	1:01.772	1:02.184	0.412
5	125	CHAM	35.756	46	MARSH	26.272	5	63	BIGUZZI	1:02.291	1:02.387	0.096
6	63	BIGUZZI	35.916	63	BIGUZZI	26.375	6	125	CHAM	1:02.493	1:03.225	0.732
7	45	SMITH	36.276	994	BACON	26.419	7	19	SHEPPHARD	1:03.078	1:03.316	0.238
8	19	SHEPPHARD	36.533	19	SHEPPHARD	26.545	8	45	SMITH	1:03.179	1:03.665	0.486
9	994	BACON	36.776	125	CHAM	26.737	9	994	BACON	1:03.195	1:03.480	0.285
10	37	DAVEY	37.004	120	GOWER	26.899	10	46	MARSH	1:03.612	1:03.851	0.239
11	222	MERCER	37.172	45	SMITH	26.903	11	222	MERCER	1:04.353	1:04.596	0.243
12	46	MARSH	37.340	885	HOBBS	27.058	12	120	GOWER	1:04.500	1:04.500	0.000
13	281	FARLEY	37.358	96	SCOTT	27.166	13	96	SCOTT	1:04.580	1:04.991	0.411
14	58	NICHOLAS	37.392	222	MERCER	27.181	14	885	HOBBS	1:04.588	1:04.588	0.000
15	96	SCOTT	37.414	177	LAURICELLA	27.200	15	37	DAVEY	1:04.743	1:04.743	0.000
16	885	HOBBS	37.530	261	GREGORIO	27.314	16	58	NICHOLAS	1:04.798	1:04.798	0.000
17	274	LATIMER	37.536	41	COOK	27.377	17	41	COOK	1:04.973	1:05.129	0.156
18	41	COOK	37.596	58	NICHOLAS	27.406	18	274	LATIMER	1:05.190	1:05.671	0.481
19	120	GOWER	37.601	274	LATIMER	27.654	19	177	LAURICELLA	1:05.278	1:05.278	0.000
20	12	BOXALL	37.944	37	DAVEY	27.739	20	261	GREGORIO	1:05.301	1:05.301	0.000
21	261	GREGORIO	37.987	155	SMITH	28.039	21	281	FARLEY	1:05.692	1:06.056	0.364
22	177	LAURICELLA	38.078	12	BOXALL	28.149	22	12	BOXALL	1:06.093	1:06.248	0.155
23	155	SMITH	38.778	281	FARLEY	28.334	23	155	SMITH	1:06.817	1:06.817	0.000
24	640	BREWIN	39.510	640	BREWIN	28.885	24	640	BREWIN	1:08.395	1:08.946	0.551
25	42	EVANS	39.744	395	NICHOLLS	29.337	25	42	EVANS	1:09.217	1:09.844	0.627
26	395	NICHOLLS	40.254	42	EVANS	29.473	26	395	NICHOLLS	1:09.591	1:09.591	0.000
27	84	McPHERSON	40.748	84	McPHERSON	29.818	27	84	McPHERSON	1:10.566	1:10.566	0.000
28	444	HANRAHAN	43.499	444	HANRAHAN	30.514	28	444	HANRAHAN	1:14.013	1:14.498	0.485
29												
30												

BMCRC - MRO Championships 2022 - Rnd 2 @ Silverstone National

BMCRC Rookie 600 & 1000

RACE 12 - STATISTICS

Competitors Started	28
Planned Start	2022-04-03 @ 14:00:00.000
Actual Start	2022-04-03 @ 13:51:28.363
Finish Time	2022-04-03 @ 13:59:42.564
Track Length	1.6404mi.
Total Laps	217
Total Distance Covered	355.9805mi.

Session Fastest Lap History

NO	CL	NAME	LAP TIME	TIME OF DAY	LAP	VEHICLE
69	1000	Alfie COKER	1:02.600	13:53:35.808	2	Kawasaki ZX10
69	1000	Alfie COKER	1:02.167	13:54:37.975	3	Kawasaki ZX10
334	1000	Anthony BRANDISH	1:02.044	13:54:38.211	3	Suzuki GSXR 1000
449	1000	Luke WALLINGTON	1:01.352	13:55:39.932	4	Yamaha R1 4C8
449	1000	Luke WALLINGTON	1:00.665	13:56:40.597	5	Yamaha R1 4C8
449	1000	Luke WALLINGTON	1:00.537	13:57:41.132	6	Yamaha R1 4C8

Session Leader History

NO	CL	NAME	FROM LAP	LAPS LED	DISTANCE	VEHICLE
69	1000	Alfie COKER	1	3	4.92 miles	Kawasaki ZX10
449	1000	Luke WALLINGTON	4	5	8.20 miles	Yamaha R1 4C8

Flag History

TYPE	TIME OF DAY
GREEN	13:51:28.363
FINISH	13:59:42.564

Flag Statistics

TYPE	COUNT	TOTAL LAPS	TOTAL TIME
Green	1	8	9:39.559
Red	0	0	0.000
Safety Car	0	0	0.000
FCY	0	0	0.000

BMCRC - MRO Championships 2022 - Rnd 2 @ Silverstone National

BMCRC Rookie 600 & 1000

RACE 12 - STATISTICS

CLASS : 1000

16 Starters

Fastest Lap History

NO	NAME	LAP TIME	TIME OF DAY	LAP	VEHICLE
69	Alfie COKER	1:02.600	13:53:35.808	2	Kawasaki ZX10
69	Alfie COKER	1:02.167	13:54:37.975	3	Kawasaki ZX10
334	Anthony BRANDISH	1:02.044	13:54:38.211	3	Suzuki GSXR 1000
449	Luke WALLINGTON	1:01.352	13:55:39.932	4	Yamaha R1 4C8
449	Luke WALLINGTON	1:00.665	13:56:40.597	5	Yamaha R1 4C8
449	Luke WALLINGTON	1:00.537	13:57:41.132	6	Yamaha R1 4C8

Leader History

NO	NAME	FROM LAP	LAPS LED	DISTANCE	VEHICLE
69	Alfie COKER	1	3	4.92 miles	Kawasaki ZX10
449	Luke WALLINGTON	4	5	8.20 miles	Yamaha R1 4C8

BMCRC - MRO Championships 2022 - Rnd 2 @ Silverstone National

BMCRC Rookie 600 & 1000

RACE 12 - STATISTICS

CLASS : 600

12 Starters

Fastest Lap History

NO	NAME	LAP TIME	TIME OF DAY	LAP	VEHICLE
19	Michael SHEPPHARD	1:03.357	13:53:59.445	2	Kawasaki ZX6R
19	Michael SHEPPHARD	1:03.316	13:57:10.682	5	Kawasaki ZX6R

Leader History

NO	NAME	FROM LAP	LAPS LED	DISTANCE	VEHICLE
19	Michael SHEPPHARD	1	8	13.12 miles	Kawasaki ZX6R

RKB-F1
MOTORSPORT



RKB MOTORSPORT / BREITENBACH RENNSPORT F1 & F2 SIDECARS



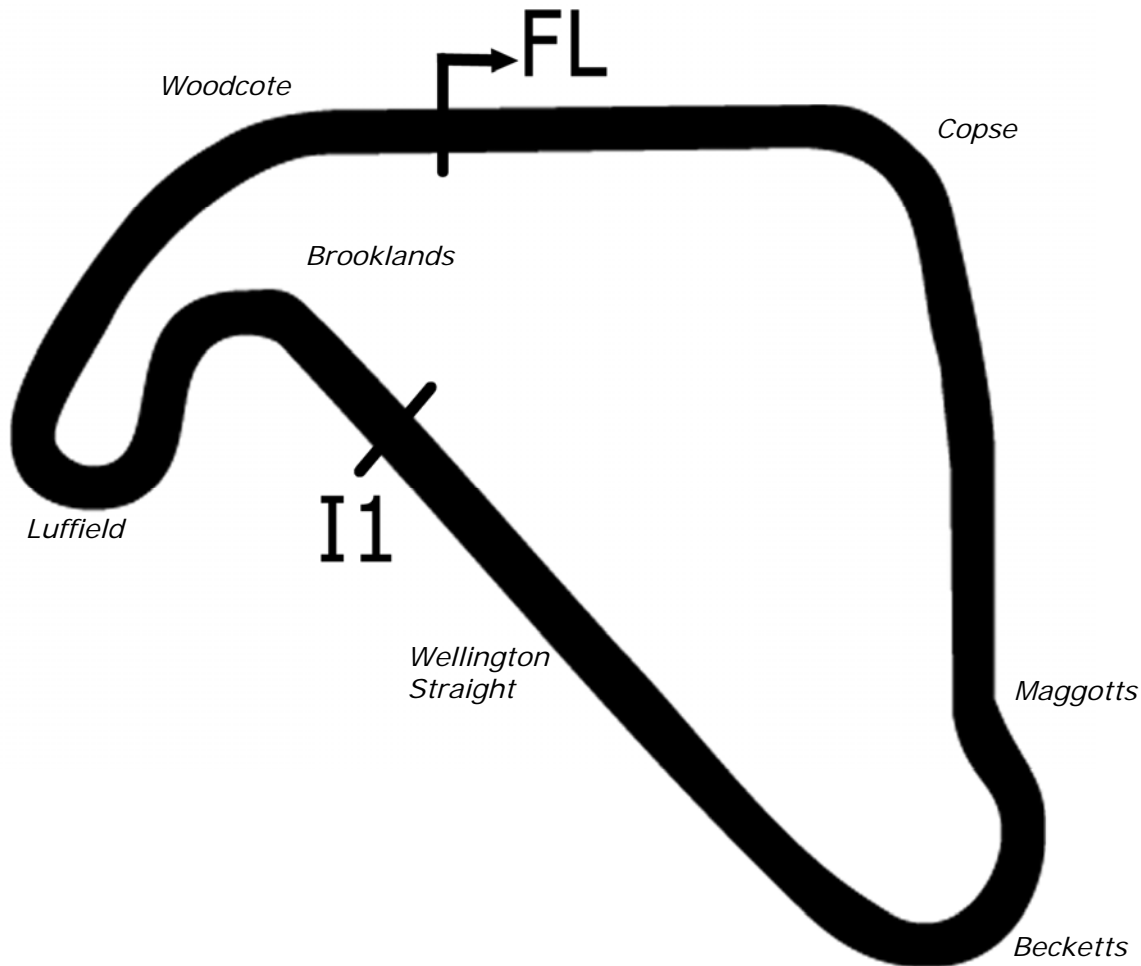
BMCRC-MRO Championships - Round 2
Silverstone National
2nd / 3rd April 2022



Timing & Results Provided by Timing Solutions Ltd

www.tsl-timing.com

Silverstone National



Length	1.6404 miles	2640.07 m	
FL		52.07872 N	1.01711 W
I1	1669m	52.07603 N	1.01669 W
Pit Entry	2610m	52.07859 N	1.01758 W
Pit Exit	308m after FL	52.07880 N	1.01268 W
Pit Entry-Pit Exit 336m, 24.2s @50kph, 20.1s @60kph			

All results available at www.tsl-timing.com



BMCRC - MRO Championships 2022 - Rnd 2 @ Silverstone National

BMCRC-RKB F1 & F2 Sidecars

QUALIFYING - CLASSIFICATION

POS	NO	CL	PIC NAME	ENTRY	TIME	ON	LAPS	GAP	DIFF	MPH
1	93	BSB	1 HOLDEN / LAWRENCE	LCR KAWASAKI 600 - Holden racing	1:00.557	11	11			97.52
2	7	BSB	2 R.CROWE / C.CROWE	HCR TRIUMPH 675 - Northern Fuels	1:01.812	6	7	1.255	1.255	95.54
3	91	F1	1 WILLIAMS / STOKOE	LCR YAMAHA -	1:01.953	4	6	1.396	0.141	95.32
4	144	F1	2 FOUNDS / LOWTHER	LCR YAMAHA R6 - Brian Gray Powerbiking	1:02.212	11	11	1.655	0.259	94.92
5	41	BSB	3 PEACH / EDWARDS	LCR SIDECAR - Lifesafety Motorsport	1:02.361	11	11	1.804	0.149	94.70
6	991	F1	3 GUY / PILMOOR-BRADY	LCR SUZUKI -	1:02.398	7	9	1.841	0.037	94.64
7	2	BSB	4 HOLDEN / PITT	LCR F2 - Barnes Racing	1:04.578	3	4	4.021	2.180	91.45
8	117	F1	4 POTTINGER / DODD	LCR YAMAHA - GB Precision Eng/Opal Fabrication	1:04.697	10	10	4.140	0.119	91.28
9	62	F1	5 WRIGHT / BAILEY	RYDE YAMAHA - Stainless Steel Designs Ltd.	1:05.732	5	6	5.175	1.035	89.84
10	14	F2	1 LOCKEY / ROSTRON	- Real Racing	1:05.960	10	10	5.403	0.228	89.53
11	69	F2	2 LAMBERT / MCBRIDE	LCR HONDA - graham anne ward	1:05.978	6	8	5.421	0.018	89.50
12	13*	BSB	5 HANDCOCK / PARKER	Baker HONDA - APACHE DEVELOPEMENTS	1:06.780	9	10	6.223	0.802	88.43
13	84	F2	3 COSTELLO / COOKE	LCR KAWASAKI - FROG PROPERTY DEVELOPMEN	1:07.245	9	10	6.688	0.465	87.82
14	44	F2	4 KING / SIGSWORTH	Lumley Ireson F2 - T E Solutions uk	1:07.458	10	10	6.901	0.213	87.54
15	95	F2	5 REMNANT / TILLEY	LUMLEY KAWASAKI -	1:07.645	9	10	7.088	0.187	87.30
16	17	F2	6 THOMAS / COLE	Ireson HONDA - Team Walters And Thomas Sidecar ra	1:09.097	10	10	8.540	1.452	85.46
17	23	F2	7 J SAUNDERS / R SAUNDERS	Baker HONDA - Vacuum & Pressure Leeds	1:09.174	7	9	8.617	0.077	85.37
18	38	F2	8 MOSS / GEDDES	Shelbourne YAMAHA R6 - LifeSafety Motorsport - Cha	1:10.023	5	8	9.466	0.849	84.33
19	121	F1	6 LAWRENCE / HUGHES	LCR YAMAHA - highfield transport, JHM autos	1:11.519	6	8	10.962	1.496	82.57
20	167	F2	9 PETTMAN / DAWKINS	Windle 600 YAMAHA - Wesso Racing	1:14.098	8	9	13.541	2.579	79.70
21	100	F1	7 WILSON / STOREY	WINDLE SUZUKI - Mick Bagnall Racing	1:15.658	1	4	15.101	1.560	78.05
22	5	BSB	6 BIGGS / TAYLOR	LCR Yamaha - Express Tyre Service/Santander Salt	1:21.509	1	2	20.952	5.851	72.45
23	19	F1	8 MACBRIDE / KNIGHT	LCR SUZUKI - Lifesafety Motorsport	1:22.489	5	6	21.932	0.980	71.59

* No. 13 - Please fit a working transponder

Weather / Track : Cloudy / Dry

These results are provisional until the conclusion of any judicial and technical matters.

Silverstone National: 1.6404 miles
Date: 02/04/2022 Start: 11:29 Finish: 11:40

Clerk Of Course :	Stewards :	Timekeeper : Craig Smith
-------------------	------------	--------------------------

Results can be found at www.tsl-timing.com

Printed - 11:42 Saturday, 02 April 2022



BMCRC - MRO Championships 2022 - Rnd 2 @ Silverstone National

BMCRC-RKB F1 & F2 Sidecars

QUALIFYING - SECTOR ANALYSIS



SECTOR 1 = FL to I1, SECTOR 2 = I1 to FL, DIFF = Difference To Personal Best Lap, P = Crossed Finish Line in Pit Lane, D = Time Disallowed

P1		93 BSB HOLDEN / LAWRENCE		LCR KAWASAKI 600 - Holden racing			
IDEAL LAP TIME : 1:00.475		BEST LAP TIME : 1:00.557		DIFFERENCE : 0.082			
LAP	SECTOR 1	SECTOR 2	LAP TIME	MPH	DIFF	TIME OF DAY	
1 -	46.612	29.949	1:16.561	77.13	16.004	11:30:43.549	
2 -	40.611	27.182	1:07.793	87.11	7.236	11:31:51.342	
3 -	37.582	25.634	1:03.216	93.42	2.659	11:32:54.558	
4 -	38.497	25.517	1:04.014	92.25	3.457	11:33:58.572	
5 -	37.296	26.031	1:03.327	93.25	2.770	11:35:01.899	
6 -	36.621	25.716	1:02.337	94.73	1.780	11:36:04.236	
7 -	35.410	26.139	1:01.549 (3)	95.95	0.992	11:37:05.785	
8 -	37.131	25.101	1:02.232	94.89	1.675	11:38:08.017	
9 -	36.339	25.267	1:01.606	95.86	1.049	11:39:09.623	
10 -	35.447	25.246	1:00.693 (2)	97.30	0.136	11:40:10.316	
11 -	35.492	25.065	1:00.557 (1)	97.52		11:41:10.873	

P2		7 BSB R.CROWE / C.CROWE		HCR TRIUMPH 675 - Northern Fuels			
IDEAL LAP TIME : 1:01.586		BEST LAP TIME : 1:01.812		DIFFERENCE : 0.226			
LAP	SECTOR 1	SECTOR 2	LAP TIME	MPH	DIFF	TIME OF DAY	
1 -	46.800	29.915	1:16.715	76.98	14.903	11:30:50.163	
2 -	39.559	26.571	1:06.130	89.30	4.318	11:31:56.293	
3 -	37.311	26.210	1:03.521	92.97	1.709	11:32:59.814	
4 -	36.195	27.314	1:03.509 (3)	92.98	1.697	11:34:03.323	
5 -	36.057	26.699	1:02.756 (2)	94.10	0.944	11:35:06.079	
6 -	36.283	25.529	1:01.812 (1)	95.54		11:36:07.891	
7 -	38.730	IN PIT	1:13.015 P	80.88	11.203	11:37:20.906	

P3		91 F1 WILLIAMS / STOKOE		LCR YAMAHA -			
IDEAL LAP TIME : 1:01.601		BEST LAP TIME : 1:01.953		DIFFERENCE : 0.352			
LAP	SECTOR 1	SECTOR 2	LAP TIME	MPH	DIFF	TIME OF DAY	
1 -	48.320	30.464	1:18.784	74.96	16.831	11:31:06.488	
2 -	39.744	27.093	1:06.837	88.35	4.884	11:32:13.325	
3 -	37.269	25.859	1:03.128 (3)	93.55	1.175	11:33:16.453	
4 -	36.414	25.539	1:01.953 (1)	95.32		11:34:18.406	
5 -	36.183	26.191	1:02.374 (2)	94.68	0.421	11:35:20.780	
6 -	36.062	29.830	1:05.892	89.62	3.939	11:36:26.672	

P4		144 F1 FOUNDS / LOWTHER		LCR YAMAHA R6 - Brian Gray Powerbiking			
IDEAL LAP TIME : 1:02.212		BEST LAP TIME : 1:02.212		DIFFERENCE : 0.000			
LAP	SECTOR 1	SECTOR 2	LAP TIME	MPH	DIFF	TIME OF DAY	
1 -	50.751	31.481	1:22.232	71.81	20.020	11:30:54.611	
2 -	42.006	28.884	1:10.890	83.30	8.678	11:32:05.501	
3 -	38.614	27.246	1:05.860	89.67	3.648	11:33:11.361	
4 -	37.800	26.944	1:04.744	91.21	2.532	11:34:16.105	
5 -	38.290	27.369	1:05.659	89.94	3.447	11:35:21.764	
6 -	36.462	27.487	1:03.949	92.34	1.737	11:36:25.713	
7 -	37.913	27.341	1:05.254	90.50	3.042	11:37:30.967	
8 -	37.425	26.418	1:03.843	92.50	1.631	11:38:34.810	
9 -	37.214	26.404	1:03.618 (3)	92.83	1.406	11:39:38.428	
10 -	36.629	26.574	1:03.203 (2)	93.43	0.991	11:40:41.631	
11 -	36.239	25.973	1:02.212 (1)	94.92		11:41:43.843	

BMCRC - MRO Championships 2022 - Rnd 2 @ Silverstone National

BMCRC-RKB F1 & F2 Sidecars

QUALIFYING - SECTOR ANALYSIS



SECTOR 1 = FL to I1, SECTOR 2 = I1 to FL, DIFF = Difference To Personal Best Lap, P = Crossed Finish Line in Pit Lane, D = Time Disallowed

P5 41 BSB PEACH / EDWARDS			LCR SIDECAR - Lifesafety Motorsport			
IDEAL LAP TIME : 1:02.341		BEST LAP TIME : 1:02.361		DIFFERENCE : 0.020		
LAP	SECTOR 1	SECTOR 2	LAP TIME	MPH	DIFF	TIME OF DAY
1 -	48.711	30.065	1:18.776	74.96	16.415	11:30:49.771
2 -	40.973	27.631	1:08.604	86.08	6.243	11:31:58.375
3 -	39.035	26.378	1:05.413	90.28	3.052	11:33:03.788
4 -	37.687	26.119	1:03.806	92.55	1.445	11:34:07.594
5 -	38.356	25.899	1:04.255	91.90	1.894	11:35:11.849
6 -	38.241	25.785	1:04.026	92.23	1.665	11:36:15.875
7 -	37.712	25.746	1:03.458	93.06	1.097	11:37:19.333
8 -	37.604	25.792	1:03.396	93.15	1.035	11:38:22.729
9 -	36.825	26.298	1:03.123 (3)	93.55	0.762	11:39:25.852
10 -	37.088	25.549	1:02.637 (2)	94.28	0.276	11:40:28.489
11 -	36.792	25.569	1:02.361 (1)	94.70		11:41:30.850

P6 991 F1 GUY / PILMOOR-BRADY			LCR SUZUKI -			
IDEAL LAP TIME : 1:01.841		BEST LAP TIME : 1:02.398		DIFFERENCE : 0.557		
LAP	SECTOR 1	SECTOR 2	LAP TIME	MPH	DIFF	TIME OF DAY
1 -	46.338	30.332	1:16.670	77.02	14.272	11:30:42.773
2 -	39.454	27.472	1:06.926	88.24	4.528	11:31:49.699
3 -	37.513	26.588	1:04.101	92.13	1.703	11:32:53.800
4 -	37.873	26.102	1:03.975 (3)	92.31	1.577	11:33:57.775
5 -	37.147	27.209	1:04.356	91.76	1.958	11:35:02.131
6 -	36.638	26.192	1:02.830 (2)	93.99	0.432	11:36:04.961
7 -	35.739	26.659	1:02.398 (1)	94.64		11:37:07.359
8 -	38.157	IN PIT	1:24.325 P	70.03	21.927	11:38:31.684
9 -	OUTLAP	26.102	2:36.132	37.82	1:33.734	11:41:07.816

P7 2 BSB HOLDEN / PITT			LCR F2 - Barnes Racing			
IDEAL LAP TIME : 1:03.678		BEST LAP TIME : 1:04.578		DIFFERENCE : 0.900		
LAP	SECTOR 1	SECTOR 2	LAP TIME	MPH	DIFF	TIME OF DAY
1 -	43.974	27.432	1:11.406 (3)	82.70	6.828	11:30:39.870
2 -	38.912	26.656	1:05.568 (2)	90.06	0.990	11:31:45.438
3 -	38.426	26.152	1:04.578 (1)	91.45		11:32:50.016
4 -	37.526	IN PIT	1:18.289 P	75.43	13.711	11:34:08.305

P8 117 F1 POTTINGER / DODD			LCR YAMAHA - GB Precision Eng/Opal Fabrication			
IDEAL LAP TIME : 1:04.570		BEST LAP TIME : 1:04.697		DIFFERENCE : 0.127		
LAP	SECTOR 1	SECTOR 2	LAP TIME	MPH	DIFF	TIME OF DAY
1 -	53.393	32.372	1:25.765	68.85	21.068	11:31:11.833
2 -	43.001	29.703	1:12.704	81.22	8.007	11:32:24.537
3 -	41.439	28.502	1:09.941	84.43	5.244	11:33:34.478
4 -	40.075	27.840	1:07.915	86.95	3.218	11:34:42.393
5 -	38.899	28.779	1:07.678	87.26	2.981	11:35:50.071
6 -	38.837	28.021	1:06.858	88.33	2.161	11:36:56.929
7 -	40.440	27.197	1:07.637	87.31	2.940	11:38:04.566
8 -	38.536	27.079	1:05.615 (3)	90.00	0.918	11:39:10.181
9 -	38.445	26.472	1:04.917 (2)	90.97	0.220	11:40:15.098
10 -	38.098	26.599	1:04.697 (1)	91.28		11:41:19.795

P9 62 F1 WRIGHT / BAILEY			RYDE YAMAHA - Stainless Steel Designs Ltd.			
IDEAL LAP TIME : 1:05.549		BEST LAP TIME : 1:05.732		DIFFERENCE : 0.183		
LAP	SECTOR 1	SECTOR 2	LAP TIME	MPH	DIFF	TIME OF DAY
1 -	49.494	30.178	1:19.672	74.12	13.940	11:31:08.543
2 -	42.510	30.264	1:12.774	81.15	7.042	11:32:21.317
3 -	41.610	28.822	1:10.432 (3)	83.84	4.700	11:33:31.749
4 -	39.795	27.354	1:07.149 (2)	87.94	1.417	11:34:38.898
5 -	38.954	26.778	1:05.732 (1)	89.84		11:35:44.630
6 -	38.771	IN PIT	1:18.258 P	75.46	12.526	11:37:02.888

BMCRC - MRO Championships 2022 - Rnd 2 @ Silverstone National

BMCRC-RKB F1 & F2 Sidecars

QUALIFYING - SECTOR ANALYSIS



SECTOR 1 = FL to I1, SECTOR 2 = I1 to FL, DIFF = Difference To Personal Best Lap, P = Crossed Finish Line in Pit Lane, D = Time Disallowed

P10 14 F2		LOCKEY / ROSTRON		- Real Racing		
IDEAL LAP TIME : 1:05.256		BEST LAP TIME : 1:05.960		DIFFERENCE : 0.704		
LAP	SECTOR 1	SECTOR 2	LAP TIME	MPH	DIFF	TIME OF DAY
1 -	53.752	34.247	1:27.999	67.11	22.039	11:31:06.884
2 -	42.648	30.883	1:13.531	80.31	7.571	11:32:20.415
3 -	42.139	30.165	1:12.304	81.67	6.344	11:33:32.719
4 -	40.186	28.969	1:09.155	85.39	3.195	11:34:41.874
5 -	39.199	28.512	1:07.711	87.21	1.751	11:35:49.585
6 -	38.708	29.039	1:07.747	87.17	1.787	11:36:57.332
7 -	40.754	28.130	1:08.884	85.73	2.924	11:38:06.216
8 -	38.665	27.752	1:06.417 (2)	88.91	0.457	11:39:12.633
9 -	39.134	27.398	1:06.532 (3)	88.76	0.572	11:40:19.165
10 -	37.858	28.102	1:05.960 (1)	89.53		11:41:25.125

P11 69 F2		LAMBERT / MCBRIDE		LCR HONDA - graham anne ward		
IDEAL LAP TIME : 1:05.549		BEST LAP TIME : 1:05.978		DIFFERENCE : 0.429		
LAP	SECTOR 1	SECTOR 2	LAP TIME	MPH	DIFF	TIME OF DAY
1 -	47.355	30.013	1:17.368	76.33	11.390	11:31:08.654
2 -	42.707	29.595	1:12.302	81.68	6.324	11:32:20.956
3 -	41.240	28.014	1:09.254	85.27	3.276	11:33:30.210
4 -	39.182	27.279	1:06.461	88.85	0.483	11:34:36.671
5 -	39.027	27.121	1:06.148 (2)	89.27	0.170	11:35:42.819
6 -	38.428	27.550	1:05.978 (1)	89.50		11:36:48.797
7 -	38.691	27.551	1:06.242 (3)	89.15	0.264	11:37:55.039
8 -	39.520	IN PIT	1:23.051 P	71.10	17.073	11:39:18.090

P12 13 BSB		HANDCOCK / PARKER		Baker HONDA - APACHE DEVELOPEMENTS		
IDEAL LAP TIME :		BEST LAP TIME : 1:06.780		DIFFERENCE :		
LAP	SECTOR 1	SECTOR 2	LAP TIME	MPH	DIFF	TIME OF DAY
1 -			1:23.841	70.43	17.061	11:31:24.607
2 -			1:13.731	80.09	6.951	11:32:38.338
3 -			1:13.314	80.55	6.534	11:33:51.652
4 -			1:08.150	86.65	1.370	11:34:59.803
5 -			1:07.819 (3)	87.07	1.039	11:36:07.622
6 -			1:08.054	86.77	1.274	11:37:15.676
7 -			1:09.045	85.53	2.265	11:38:24.721
8 -			1:07.389 (2)	87.63	0.609	11:39:32.110
9 -			1:06.780 (1)	88.43		11:40:38.890
10 -			1:07.944	86.91	1.164	11:41:46.834

P13 84 F2		COSTELLO / COOKE		LCR KAWASAKI - FROG PROPERTY DEVELOPMENTS LTD		
IDEAL LAP TIME : 1:07.245		BEST LAP TIME : 1:07.245		DIFFERENCE : 0.000		
LAP	SECTOR 1	SECTOR 2	LAP TIME	MPH	DIFF	TIME OF DAY
1 -	53.084	34.637	1:27.721	67.32	20.476	11:31:08.572
2 -	44.093	32.588	1:16.681	77.01	9.436	11:32:25.253
3 -	42.732	30.592	1:13.324	80.54	6.079	11:33:38.577
4 -	40.883	29.969	1:10.852	83.35	3.607	11:34:49.429
5 -	40.246	29.371	1:09.617	84.83	2.372	11:35:59.046
6 -	39.684	28.928	1:08.612	86.07	1.367	11:37:07.658
7 -	39.546	28.935	1:08.481 (3)	86.23	1.236	11:38:16.139
8 -	39.233	28.563	1:07.796 (2)	87.10	0.551	11:39:23.935
9 -	39.075	28.170	1:07.245 (1)	87.82		11:40:31.180
10 -	39.602	29.082	1:08.684	85.98	1.439	11:41:39.864

BMCRC - MRO Championships 2022 - Rnd 2 @ Silverstone National

BMCRC-RKB F1 & F2 Sidecars

QUALIFYING - SECTOR ANALYSIS



SECTOR 1 = FL to I1, SECTOR 2 = I1 to FL, DIFF = Difference To Personal Best Lap, P = Crossed Finish Line in Pit Lane, D = Time Disallowed

P14 44 F2 KING / SIGSWORTH		Lumley Ireson F2 - T E Solutions uk				
IDEAL LAP TIME : 1:07.338		BEST LAP TIME : 1:07.458		DIFFERENCE : 0.120		
LAP	SECTOR 1	SECTOR 2	LAP TIME	MPH	DIFF	TIME OF DAY
1 -	52.080	32.689	1:24.769	69.66	17.311	11:31:18.831
2 -	43.829	30.769	1:14.598	79.16	7.140	11:32:33.429
3 -	45.504	29.923	1:15.427	78.29	7.969	11:33:48.856
4 -	40.553	29.476	1:10.029	84.33	2.571	11:34:58.885
5 -	39.431	28.638	1:08.069 (2)	86.76	0.611	11:36:06.954
6 -	40.319	29.533	1:09.852	84.54	2.394	11:37:16.806
7 -	40.189	28.951	1:09.140	85.41	1.682	11:38:25.946
8 -	39.280	28.838	1:08.118 (3)	86.69	0.660	11:39:34.064
9 -	39.253	29.060	1:08.313	86.45	0.855	11:40:42.377
10 -	38.700	28.758	1:07.458 (1)	87.54		11:41:49.835

P15 95 F2 REMNANT / TILLEY		LUMLEY KAWASAKI -				
IDEAL LAP TIME : 1:07.371		BEST LAP TIME : 1:07.645		DIFFERENCE : 0.274		
LAP	SECTOR 1	SECTOR 2	LAP TIME	MPH	DIFF	TIME OF DAY
1 -	51.242	31.285	1:22.527	71.56	14.882	11:31:22.552
2 -	42.941	29.756	1:12.697	81.23	5.052	11:32:35.249
3 -	43.196	29.688	1:12.884	81.02	5.239	11:33:48.133
4 -	40.049	28.925	1:08.974	85.62	1.329	11:34:57.107
5 -	39.132	28.600	1:07.732 (2)	87.19	0.087	11:36:04.839
6 -	39.546	28.313	1:07.859 (3)	87.02	0.214	11:37:12.698
7 -	41.238	28.700	1:09.938	84.44	2.293	11:38:22.636
8 -	39.502	28.513	1:08.015	86.82	0.370	11:39:30.651
9 -	39.058	28.587	1:07.645 (1)	87.30		11:40:38.296
10 -	39.586	29.051	1:08.637	86.04	0.992	11:41:46.933

P16 17 F2 THOMAS / COLE		Ireson HONDA - Team Walters And Thomas Sidecar racing				
IDEAL LAP TIME : 1:08.743		BEST LAP TIME : 1:09.097		DIFFERENCE : 0.354		
LAP	SECTOR 1	SECTOR 2	LAP TIME	MPH	DIFF	TIME OF DAY
1 -	51.916	33.176	1:25.092	69.40	15.995	11:31:21.771
2 -	44.033	30.754	1:14.787	78.96	5.690	11:32:36.558
3 -	43.298	31.172	1:14.470	79.30	5.373	11:33:51.028
4 -	41.547	30.072	1:11.619	82.45	2.522	11:35:02.647
5 -	40.942	29.612	1:10.554	83.70	1.457	11:36:13.201
6 -	40.576	28.655	1:09.231 (2)	85.30	0.134	11:37:22.432
7 -	40.715	28.727	1:09.442 (3)	85.04	0.345	11:38:31.874
8 -	40.742	28.770	1:09.512	84.95	0.415	11:39:41.386
9 -	41.526	28.985	1:10.511	83.75	1.414	11:40:51.897
10 -	40.088	29.009	1:09.097 (1)	85.46		11:42:00.994

P17 23 F2 J SAUNDERS / R SAUNDERS		Baker HONDA - Vacuum & Pressure Leeds				
IDEAL LAP TIME : 1:08.670		BEST LAP TIME : 1:09.174		DIFFERENCE : 0.504		
LAP	SECTOR 1	SECTOR 2	LAP TIME	MPH	DIFF	TIME OF DAY
1 -	1:06.736	31.623	1:38.359	60.04	29.185	11:31:42.565
2 -	42.202	28.831	1:11.033	83.13	1.859	11:32:53.598
3 -	41.051	32.081	1:13.132	80.75	3.958	11:34:06.730
4 -	40.671	28.762	1:09.433 (2)	85.05	0.259	11:35:16.163
5 -	41.021	28.602	1:09.623 (3)	84.82	0.449	11:36:25.786
6 -	41.368	28.783	1:10.151	84.18	0.977	11:37:35.937
7 -	40.600	28.574	1:09.174 (1)	85.37		11:38:45.111
8 -	43.437	28.070	1:11.507	82.58	2.333	11:39:56.618
9 -	42.745	28.342	1:11.087	83.07	1.913	11:41:07.705

BMCRC - MRO Championships 2022 - Rnd 2 @ Silverstone National

BMCRC-RKB F1 & F2 Sidecars

QUALIFYING - SECTOR ANALYSIS



SECTOR 1 = FL to I1, SECTOR 2 = I1 to FL, DIFF = Difference To Personal Best Lap, P = Crossed Finish Line in Pit Lane, D = Time Disallowed

P18 38 F2 MOSS / GEDDES			Shelbourne YAMAHA R6 - LifeSafety Motorsport - CharlieMossI			
IDEAL LAP TIME : 1:09.872		BEST LAP TIME : 1:10.023		DIFFERENCE : 0.151		
LAP	SECTOR 1	SECTOR 2	LAP TIME	MPH	DIFF	TIME OF DAY
1 -	53.073	33.148	1:26.221	68.49	16.198	11:31:07.835
2 -	42.794	30.821	1:13.615	80.22	3.592	11:32:21.450
3 -	43.159	29.387	1:12.546	81.40	2.523	11:33:33.996
4 -	41.762	28.808	1:10.570 (3)	83.68	0.547	11:34:44.566
5 -	41.064	28.959	1:10.023 (1)	84.33		11:35:54.589
6 -	41.068	29.341	1:10.409 (2)	83.87	0.386	11:37:04.998
7 -	41.688	29.250	1:10.938	83.25	0.915	11:38:15.936
8 -	42.056	IN PIT	1:24.107 P	70.21	14.084	11:39:40.043

P19 121 F1 LAWRENCE / HUGHES			LCR YAMAHA - highfield transport, JHM autos			
IDEAL LAP TIME : 1:11.331		BEST LAP TIME : 1:11.519		DIFFERENCE : 0.188		
LAP	SECTOR 1	SECTOR 2	LAP TIME	MPH	DIFF	TIME OF DAY
1 -	53.397	35.547	1:28.944	66.39	17.425	11:31:21.912
2 -	47.152	31.618	1:18.770	74.97	7.251	11:32:40.682
3 -	43.368	32.008	1:15.376	78.34	3.857	11:33:56.058
4 -	41.925	30.710	1:12.635	81.30	1.116	11:35:08.693
5 -	41.451	30.289	1:11.740 (2)	82.32	0.221	11:36:20.433
6 -	41.639	29.880	1:11.519 (1)	82.57		11:37:31.952
7 -	42.381	30.104	1:12.485 (3)	81.47	0.966	11:38:44.437
8 -	46.557	IN PIT	1:32.925 P	63.55	21.406	11:40:17.362

P20 167 F2 PETTMAN / DAWKINS			Windle 600 YAMAHA - Wesso Racing			
IDEAL LAP TIME : 1:13.728		BEST LAP TIME : 1:14.098		DIFFERENCE : 0.370		
LAP	SECTOR 1	SECTOR 2	LAP TIME	MPH	DIFF	TIME OF DAY
1 -	55.274	33.896	1:29.170	66.22	15.072	11:31:31.141
2 -	46.135	33.004	1:19.139	74.62	5.041	11:32:50.280
3 -	46.641	31.527	1:18.168	75.55	4.070	11:34:08.448
4 -	43.893	31.440	1:15.333	78.39	1.235	11:35:23.781
5 -	43.838	31.490	1:15.328	78.39	1.230	11:36:39.109
6 -	44.661	30.992	1:15.653	78.06	1.555	11:37:54.762
7 -	43.626	30.914	1:14.540 (3)	79.22	0.442	11:39:09.302
8 -	43.666	30.432	1:14.098 (1)	79.70		11:40:23.400
9 -	43.296	31.124	1:14.420 (2)	79.35	0.322	11:41:37.820

P21 100 F1 WILSON / STOREY			WINDLE SUZUKI - Mick Bagnall Racing			
IDEAL LAP TIME : 1:15.161		BEST LAP TIME : 1:15.658		DIFFERENCE : 0.497		
LAP	SECTOR 1	SECTOR 2	LAP TIME	MPH	DIFF	TIME OF DAY
1 -	44.619	31.039	1:15.658 (1)	78.05		11:35:07.378
2 -	45.656	30.748	1:16.404 (2)	77.29	0.746	11:36:23.782
3 -	44.413	32.291	1:16.704 (3)	76.99	1.046	11:37:40.486
4 -	47.374	IN PIT	1:37.086 P	60.82	21.428	11:39:17.572

P22 5 BSB BIGGS / TAYLOR			LCR Yamaha - Express Tyre Service/Santander Salt			
IDEAL LAP TIME : 1:17.650		BEST LAP TIME : 1:21.509		DIFFERENCE : 3.859		
LAP	SECTOR 1	SECTOR 2	LAP TIME	MPH	DIFF	TIME OF DAY
1 -	50.167	31.342	1:21.509 (1)	72.45		11:30:58.671
2 -	46.308	IN PIT	1:27.629 P	67.39	6.120	11:32:26.300

BMCRC - MRO Championships 2022 - Rnd 2 @ Silverstone National

BMCRC-RKB F1 & F2 Sidecars

QUALIFYING - SECTOR ANALYSIS



SECTOR 1 = FL to I1, SECTOR 2 = I1 to FL, DIFF = Difference To Personal Best Lap, P = Crossed Finish Line in Pit Lane, D = Time Disallowed

P23 19 F1		MACBRIDE / KNIGHT		LCR SUZUKI - Lifesafety Motorsport			
IDEAL LAP TIME : 1:21.953		BEST LAP TIME : 1:22.489		DIFFERENCE : 0.536			
LAP	SECTOR 1	SECTOR 2	LAP TIME	MPH	DIFF	TIME OF DAY	
1 -	59.380	35.934	1:35.314	61.96	12.825	11:31:19.390	
2 -	49.983	35.413	1:25.396	69.15	2.907	11:32:44.786	
3 -	49.362	34.167	1:23.529 (2)	70.70	1.040	11:34:08.315	
4 -	48.976	34.885	1:23.861 (3)	70.42	1.372	11:35:32.176	
5 -	47.786	34.703	1:22.489 (1)	71.59		11:36:54.665	
6 -	48.236	IN PIT	1:36.051 P	61.48	13.562	11:38:30.716	

BMCRC - MRO Championships 2022 - Rnd 2 @ Silverstone National

BMCRC-RKB F1 & F2 Sidecars

QUALIFYING - BEST SECTORS

SECTOR 1				SECTOR 2				IDEAL / BEST COMPARISON				
POS	NO	NAME	TIME	NO	NAME	TIME	POS	NO	NAME	IDEAL	BEST	DIFF
									PERFECT LAP	1:00.475		
1	93	HOLDEN / LAWRENCE	35.410	93	HOLDEN / LAWRENCE	25.065	1	93	HOLDEN / LAWRENC	1:00.475	1:00.557	0.082
2	991	GUY / PILMOOR-BRADY	35.739	7	R.CROWE / C.CROWE	25.529	2	7	R.CROWE / C.CROWI	1:01.586	1:01.812	0.226
3	7	R.CROWE / C.CROWE	36.057	91	WILLIAMS / STOKOE	25.539	3	91	WILLIAMS / STOKOE	1:01.601	1:01.953	0.352
4	91	WILLIAMS / STOKOE	36.062	41	PEACH / EDWARDS	25.549	4	991	GUY / PILMOOR-BRA	1:01.841	1:02.398	0.557
5	144	FOUND / LOWTHER	36.239	144	FOUND / LOWTHER	25.973	5	144	FOUND / LOWTHER	1:02.212	1:02.212	0.000
6	41	PEACH / EDWARDS	36.792	991	GUY / PILMOOR-BRADY	26.102	6	41	PEACH / EDWARDS	1:02.341	1:02.361	0.020
7	2	HOLDEN / PITT	37.526	2	HOLDEN / PITT	26.152	7	2	HOLDEN / PITT	1:03.678	1:04.578	0.900
8	14	LOCKEY / ROSTRON	37.858	117	POTTINGER / DODD	26.472	8	117	POTTINGER / DODD	1:04.570	1:04.697	0.127
9	117	POTTINGER / DODD	38.098	62	WRIGHT / BAILEY	26.778	9	14	LOCKEY / ROSTRON	1:05.256	1:05.960	0.704
10	69	LAMBERT / MCBRIDE	38.428	69	LAMBERT / MCBRIDE	27.121	10	69	LAMBERT / MCBRIDE	1:05.549	1:05.978	0.429
11	44	KING / SIGSWORTH	38.700	14	LOCKEY / ROSTRON	27.398	11	62	WRIGHT / BAILEY	1:05.549	1:05.732	0.183
12	62	WRIGHT / BAILEY	38.771	23	J SAUNDERS / R SAUNDERS	28.070	12	84	COSTELLO / COOKE	1:07.245	1:07.245	0.000
13	95	REMNANT / TILLEY	39.058	84	COSTELLO / COOKE	28.170	13	44	KING / SIGSWORTH	1:07.338	1:07.458	0.120
14	84	COSTELLO / COOKE	39.075	95	REMNANT / TILLEY	28.313	14	95	REMNANT / TILLEY	1:07.371	1:07.645	0.274
15	17	THOMAS / COLE	40.088	44	KING / SIGSWORTH	28.638	15	23	J SAUNDERS / R SAL	1:08.670	1:09.174	0.504
16	23	J SAUNDERS / R SAUNDERS	40.600	17	THOMAS / COLE	28.655	16	17	THOMAS / COLE	1:08.743	1:09.097	0.354
17	38	MOSS / GEDDES	41.064	38	MOSS / GEDDES	28.808	17	38	MOSS / GEDDES	1:09.872	1:10.023	0.151
18	121	LAWRENCE / HUGHES	41.451	121	LAWRENCE / HUGHES	29.880	18	121	LAWRENCE / HUGHE	1:11.331	1:11.519	0.188
19	167	PETTMAN / DAWKINS	43.296	167	PETTMAN / DAWKINS	30.432	19	167	PETTMAN / DAWKINS	1:13.728	1:14.098	0.370
20	100	WILSON / STOREY	44.413	100	WILSON / STOREY	30.748	20	100	WILSON / STOREY	1:15.161	1:15.658	0.497
21	5	BIGGS / TAYLOR	46.308	5	BIGGS / TAYLOR	31.342	21	5	BIGGS / TAYLOR	1:17.650	1:21.509	3.859
22	19	MACBRIDE / KNIGHT	47.786	19	MACBRIDE / KNIGHT	34.167	22	19	MACBRIDE / KNIGHT	1:21.953	1:22.489	0.536
23							23	13	HANDCOCK / PARKE		1:06.780	

BMCRC - MRO Championships 2022 - Rnd 2 @ Silverstone National

BMCRC-RKB F1 & F2 Sidecars

QUALIFYING - STATISTICS

Competitors Started	23
Planned Start	2022-04-02 @ 11:34:00.000
Actual Start	2022-04-02 @ 11:29:13.177
Finish Time	2022-04-02 @ 11:40:56.314
Track Length	1.6404mi.
Total Laps	189
Total Distance Covered	310.0475mi.

Session Fastest Lap History

NO	CL	NAME	LAP TIME	TIME OF DAY	LAP	VEHICLE
2	BSB	HOLDEN / PITT	1:11.406	11:30:39.863	1	LCR F2
2	BSB	HOLDEN / PITT	1:05.568	11:31:45.431	2	LCR F2
2	BSB	HOLDEN / PITT	1:04.578	11:32:50.010	3	LCR F2
991	F1	GUY / PILMOOR-BRADY	1:04.101	11:32:53.782	3	LCR SUZUKI
93	BSB	HOLDEN / LAWRENCE	1:03.216	11:32:54.549	3	LCR KAWASAKI 600
91	F1	WILLIAMS / STOKOE	1:03.128	11:33:16.450	3	LCR YAMAHA
91	F1	WILLIAMS / STOKOE	1:01.953	11:34:18.403	4	LCR YAMAHA
7	BSB	R.CROWE / C.CROWE	1:01.812	11:36:07.905	6	HCR TRIUMPH 675
93	BSB	HOLDEN / LAWRENCE	1:01.549	11:37:05.777	7	LCR KAWASAKI 600
93	BSB	HOLDEN / LAWRENCE	1:00.693	11:40:10.308	10	LCR KAWASAKI 600
93	BSB	HOLDEN / LAWRENCE	1:00.557	11:41:10.865	11	LCR KAWASAKI 600

Flag History

TYPE	TIME OF DAY
GREEN	11:29:13.177
FINISH	11:40:56.314

Flag Statistics

TYPE	COUNT	TOTAL LAPS	TOTAL TIME
Green	1	11	12:54.950
Red	0	0	0.000
Safety Car	0	0	0.000
FCY	0	0	0.000

BMCRC - MRO Championships 2022 - Rnd 2 @ Silverstone National

BMCRC-RKB F1 & F2 Sidecars

QUALIFYING - STATISTICS

CLASS : F1

8 Starters

Fastest Lap History

NO	NAME	LAP TIME	TIME OF DAY	LAP	VEHICLE
991	GUY / PILMOOR-BRADY	1:16.670	11:30:42.755	1	LCR SUZUKI
991	GUY / PILMOOR-BRADY	1:06.926	11:31:49.687	2	LCR SUZUKI
91	WILLIAMS / STOKOE	1:06.837	11:32:13.321	2	LCR YAMAHA
991	GUY / PILMOOR-BRADY	1:04.101	11:32:53.782	3	LCR SUZUKI
91	WILLIAMS / STOKOE	1:03.128	11:33:16.450	3	LCR YAMAHA
91	WILLIAMS / STOKOE	1:01.953	11:34:18.403	4	LCR YAMAHA

BMCRC - MRO Championships 2022 - Rnd 2 @ Silverstone National

BMCRC-RKB F1 & F2 Sidecars

QUALIFYING - STATISTICS

CLASS : F2

9 Starters

Fastest Lap History

NO	NAME	LAP TIME	TIME OF DAY	LAP	VEHICLE
14	LOCKEY / ROSTRON	1:27.999	11:31:06.897	1	
38	MOSS / GEDDES	1:26.221	11:31:07.837	1	Shelbourne YAMAHA R6
69	LAMBERT / MCBRIDE	1:17.368	11:31:08.647	1	LCR HONDA
14	LOCKEY / ROSTRON	1:13.531	11:32:20.427	2	
69	LAMBERT / MCBRIDE	1:12.302	11:32:20.948	2	LCR HONDA
23	J SAUNDERS / R SAUNDERS	1:11.033	11:32:53.599	2	Baker HONDA
69	LAMBERT / MCBRIDE	1:09.254	11:33:30.202	3	LCR HONDA
69	LAMBERT / MCBRIDE	1:06.461	11:34:36.663	4	LCR HONDA
69	LAMBERT / MCBRIDE	1:06.148	11:35:42.811	5	LCR HONDA
69	LAMBERT / MCBRIDE	1:05.978	11:36:48.788	6	LCR HONDA
14	LOCKEY / ROSTRON	1:05.960	11:41:25.138	10	

BMCRC - MRO Championships 2022 - Rnd 2 @ Silverstone National

BMCRC-RKB F1 & F2 Sidecars

QUALIFYING - STATISTICS

CLASS : BSB

6 Starters

Fastest Lap History

NO	NAME	LAP TIME	TIME OF DAY	LAP	VEHICLE
2	HOLDEN / PITT	1:11.406	11:30:39.863	1	LCR F2
2	HOLDEN / PITT	1:05.568	11:31:45.431	2	LCR F2
2	HOLDEN / PITT	1:04.578	11:32:50.010	3	LCR F2
93	HOLDEN / LAWRENCE	1:03.216	11:32:54.549	3	LCR KAWASAKI 600
7	R.CROWE / C.CROWE	1:02.756	11:35:06.093	5	HCR TRIUMPH 675
93	HOLDEN / LAWRENCE	1:02.337	11:36:04.228	6	LCR KAWASAKI 600
7	R.CROWE / C.CROWE	1:01.812	11:36:07.905	6	HCR TRIUMPH 675
93	HOLDEN / LAWRENCE	1:01.549	11:37:05.777	7	LCR KAWASAKI 600
93	HOLDEN / LAWRENCE	1:00.693	11:40:10.308	10	LCR KAWASAKI 600
93	HOLDEN / LAWRENCE	1:00.557	11:41:10.865	11	LCR KAWASAKI 600

BMCRC - MRO Championships 2022 - Rnd 2 @ Silverstone National

BMCRC-RKB F1 & F2 Sidecars

RACE 10 - GRID (8 Laps)

ROW 14		27	67	JEFFREY / FIELD					
ROW 13		26	40	GRAHAM / BAKER	25	37	MORPHET / REILLY		
ROW 12	24	11	GILBERT / RESTALL	1:22.489	23	19	MACBRIDE / KNIGHT		
ROW 11		22	5	BIGGS / TAYLOR	1:21.509	21	100	WILSON / STOREY	1:15.658
ROW 10	20	167	PETTMAN / DAWKINS	1:14.098	19	121	LAWRENCE / HUGHES	1:11.519	
ROW 9		18	38	MOSS / GEDDES	1:10.023	17	23	J SAUNDERS / R SAUNDERS	1:09.174
ROW 8	16	17	THOMAS / COLE	1:09.097	15	95	REMNANT / TILLEY	1:07.645	
ROW 7		14	44	KING / SIGSWORTH	1:07.458	13	84	COSTELLO / COOKE	1:07.245
ROW 6	12	13	HANDCOCK / PARKER	1:06.780	11	69	LAMBERT / MCBRIDE	1:05.978	
ROW 5		10	14	LOCKEY / ROSTRON	1:05.960	9	62	WRIGHT / BAILEY	1:05.732
ROW 4	8	117	POTTINGER / DODD	1:04.697	7	2	HOLDEN / PITT	1:04.578	
ROW 3		6	991	GUY / PILMOOR-BRADY	1:02.398	5	41	PEACH / EDWARDS	1:02.361
ROW 2	4	144	FOUND'S / LOWTHER	1:02.212	3	91	WILLIAMS / STOKOE	1:01.953	
ROW 1		2	7	R.CROWE / C.CROWE	1:01.812	1	93	HOLDEN / LAWRENCE	1:00.557

Pole

Silverstone National: 1.6404 miles

These results are provisional until the conclusion of any judicial and technical matters.

Clerk Of Course :	Stewards :	Timekeeper : Craig Smith
-------------------	------------	--------------------------

Results can be found at www.tsl-timing.com

Printed - 11:43 Saturday, 02 April 2022





BMCRC - MRO Championships 2022 - Rnd 2 @ Silverstone National

BMCRC-RKB F1 & F2 Sidecars

RACE 10 - CLASSIFICATION

POS	NO	CL	PIC NAME	ENTRY	LAPS	TIME	GAP	DIFF	MPH	BEST	ON
1	991	F1	1 GUY / PILMOOR-BRADY	LCR SUZUKI -	8	8:10.943			96.23	59.863	3
2	144	F1	2 FOUNDS / LOWTHER	LCR YAMAHA R6 - Brian Gray Powerbiking	8	8:21.523	10.580	10.580	94.20	1:02.095	4
3	41	BSB	1 PEACH / EDWARDS	LCR SIDECAR - Lifesafety Motorsport	8	8:22.561	11.618	1.038	94.00	1:01.873	8
4	117	F1	3 POTTINGER / DODD	LCR YAMAHA - GB Precision Eng/Opal Fabrication	8	8:43.105	32.162	20.544	90.31	1:04.293	7
5	14	F2	1 LOCKEY / ROSTRON	- Real Racing	8	8:47.350	36.407	4.245	89.58	1:04.798	3
6	62	F1	4 WRIGHT / BAILEY	RYDE YAMAHA - Stainless Steel Designs Ltd.	8	8:54.361	43.418	7.011	88.41	1:04.879	8
7	44	F2	2 KING / SIGSWORTH	Lumley Ireson F2 - T E Solutions uk	8	9:00.569	49.626	6.208	87.39	1:05.998	4
8	84	F2	3 COSTELLO / COOKE	LCR KAWASAKI - FROG PROPERTY DEVELOPMI	8	9:02.518	51.575	1.949	87.08	1:06.664	7
9	23	F2	4 J SAUNDERS / R SAUNDERS	Baker HONDA - Vacuum & Pressure Leeds	8	9:07.274	56.331	4.756	86.32	1:06.883	6
10	95	F2	5 REMNANT / TILLEY	LUMLEY KAWASAKI -	8	9:09.453	58.510	2.179	85.98	1:07.059	6
11	17	F2	6 THOMAS / COLE	Ireson HONDA - Team Walters And Thomas Sidecar	8	9:14.987	1:04.044	5.534	85.12	1:08.004	4
12	121	F1	5 LAWRENCE / HUGHES	LCR YAMAHA - highfield transport, JHM autos	8	9:15.618	1:04.675	0.631	85.03	1:07.782	5
13	38	F2	7 MOSS / GEDDES	Shelbourne YAMAHA R6 - LifeSafety Motorsport - C	7	8:15.949	1 Lap	1 Lap	83.35	1:09.641	4
14	67	F1	6 JEFFREY / FIELD	Windle F1 - MJP racing	7	8:18.214	1 Lap	2.265	82.97	1:07.883	7
15	100	F1	7 WILSON / STOREY	WINDLE SUZUKI - Mick Bagnall Racing	7	8:22.531	1 Lap	4.317	82.26	1:07.663	2
16	167	F2	8 PETTMAN / DAWKINS	Windle 600 YAMAHA - Wesso Racing	7	8:37.165	1 Lap	14.634	79.93	1:12.661	6
17	19	F1	8 MACBRIDE / KNIGHT	LCR SUZUKI - Lifesafety Motorsport	6	8:11.913	2 Laps	1 Lap	72.03	1:20.566	2

NOT CLASSIFIED

DNF	93	BSB	HOLDEN / LAWRENCE	LCR KAWASAKI 600 - Holden racing	7	7:09.615	1 Lap	0.000	96.22	1:00.162	4
DNF	7	BSB	R.CROWE / C.CROWE	HCR TRIUMPH 675 - Northern Fuels	6	6:20.818	2 Laps	1 Lap	93.04	1:02.477	2
DNF	13	BSB	HANDCOCK / PARKER	Baker HONDA - APACHE DEVEOLPEMENTS	5	5:36.509	3 Laps	1 Lap	87.74	1:05.789	4
DNF	69	F2	LAMBERT / MCBRIDE	LCR HONDA - graham anne ward	2	2:48.312	6 Laps	3 Laps	70.17		

NOT STARTED

NS	2	BSB	HOLDEN / PITT	LCR F2 - Barnes Racing
NS	5	BSB	BIGGS / TAYLOR	LCR Yamaha - Express Tyre Service/Santander Sal

FASTEST LAP

991	F1	GUY / PILMOOR-BRADY	LCR SUZUKI -	3	59.863	98.65 mph	158.76 kph
93	BSB	HOLDEN / LAWRENCE	LCR KAWASAKI 600 - Holden racing	4	1:00.162	98.16 mph	157.97 kph
14	F2	LOCKEY / ROSTRON	- Real Racing	3	1:04.798	91.13 mph	146.67 kph

Class F1 - 92.5% of Race Speed = 89.01 mph
 Class BSB - 92.5% of Race Speed = 86.95 mph
 Class F2 - 92.5% of Race Speed = 82.86 mph

Weather / Track : Cloudy / Dry

These results are provisional until the conclusion of any judicial and technical matters.

Race Distance: 8 Laps / 13.12 miles
 Silverstone National: 1.6404 miles
 Date: 02/04/2022 Start: 15:53 Finish: 16:01

Clerk Of Course :	Stewards :	Timekeeper : Craig Smith
-------------------	------------	--------------------------

Results can be found at www.tsl-timing.com

Printed - 16:04 Saturday, 02 April 2022



BMCRC - MRO Championships 2022 - Rnd 2 @ Silverstone National

BMCRC-RKB F1 & F2 Sidecars

RACE 10 - LAP CHART

LAP 1 @ 15:54:24.040

NO	BEHIND	LAP TIME
7		1:04.133
144	1.131	1:05.264
991	1.310	1:05.443
93	1.592	1:05.725
41	2.368	1:06.501
62	4.900	1:09.033
117	5.509	1:09.642
14	5.673	1:09.806
13	6.480	1:10.613
44	7.080	1:11.213
69	7.801	1:11.934
84	8.141	1:12.274
17	8.439	1:12.572
95	8.950	1:13.083
23	9.394	1:13.527
38	11.151	1:15.284
100	11.451	1:15.584
121	12.098	1:16.231
67	12.578	1:16.711
167	14.960	1:19.093
19	20.480	1:24.613

LAP 2 @ 15:55:26.054

NO	BEHIND	LAP TIME
991		1:00.704
7	0.463	1:02.477
93	0.593	1:01.015
144	1.670	1:02.553
41	2.726	1:02.372
117	8.986	1:05.491
14	10.241	1:06.582
62	10.591	1:07.705
13	11.743	1:07.277
44	12.540	1:07.474
84	13.974	1:07.847
23	14.759	1:07.379
17	14.776	1:08.351
95	15.187	1:08.251
100	17.100	1:07.663
121	18.358	1:08.274
38	18.924	1:09.787
67	21.563	1:10.999
167	25.723	1:12.777
19	39.032	1:20.566
69	42.165	1:36.378 P

LAP 3 @ 15:56:25.917

NO	BEHIND	LAP TIME
991		59.863
93	1.380	1:00.650
7	3.685	1:03.085
144	3.948	1:02.141
41	5.146	1:02.283
117	13.916	1:04.793
14	15.176	1:04.798
62	17.238	1:06.510
13	17.923	1:06.043
44	18.899	1:06.222
84	21.519	1:07.408
23	21.788	1:06.892
95	23.268	1:07.944
17	23.769	1:08.856

100	25.223	1:07.986
121	26.744	1:08.249
38	29.168	1:10.107
67	33.351	1:11.651
167	39.074	1:13.214

LAP 4 @ 15:57:26.105

NO	BEHIND	LAP TIME
991		1:00.188
19	1 Lap	1:21.069
93	1.354	1:00.162
144	5.855	1:02.095
7	6.356	1:02.859
41	7.187	1:02.229
117	18.041	1:04.313
14	20.196	1:05.208
62	23.503	1:06.453
13	23.524	1:05.789
44	24.709	1:05.998
84	28.676	1:07.345
23	29.613	1:08.013
95	31.340	1:08.260
17	31.585	1:08.004
100	32.939	1:07.904
121	34.360	1:07.804
38	38.621	1:09.641
67	43.139	1:09.976
167	51.606	1:12.720

LAP 5 @ 15:58:26.593

NO	BEHIND	LAP TIME
991		1:00.488
93	1.276	1:00.410
144	7.779	1:02.412
41	9.652	1:02.953
7	10.586	1:04.718
19	1 Lap	1:21.201
117	22.202	1:04.649
14	25.183	1:05.475
62	29.720	1:06.705
13	29.823	1:06.787
44	30.433	1:06.212
84	34.965	1:06.777
23	37.111	1:07.986
95	39.554	1:08.702
17	40.529	1:09.432
121	41.654	1:07.782
100	43.632	1:11.181
38	48.015	1:09.882
67	53.491	1:10.840

LAP 6 @ 15:59:27.461

NO	BEHIND	LAP TIME
991		1:00.868
93	0.867	1:00.459
167	1 Lap	1:13.920
144	9.038	1:02.127
41	10.989	1:02.205
7	13.264	1:03.546
117	26.424	1:05.090
14	29.683	1:05.368
62	36.644	1:07.792
44	38.940	1:09.375
19	1 Lap	1:20.887

84	41.518	1:07.421
23	43.126	1:06.883
95	45.745	1:07.059
17	48.818	1:09.157
121	49.980	1:09.194
100	58.361	1:15.597
38	58.695	1:11.548

LAP 7 @ 16:00:29.186

NO	BEHIND	LAP TIME
991		1:01.725
93	0.336	1:01.194
67	1 Lap	1:10.154
144	9.732	1:02.419
41	11.409	1:02.145
167	1 Lap	1:12.661
117	28.992	1:04.293
14	33.158	1:05.200
62	40.203	1:05.284
44	44.360	1:07.145
84	46.457	1:06.664
23	49.999	1:08.598
95	52.607	1:08.587
17	56.283	1:09.190
121	57.213	1:08.958

LAP 8 @ 16:01:30.850

NO	BEHIND	LAP TIME
991		1:01.664
19	2 Laps	1:23.577
38	1 Lap	1:09.700
67	1 Lap	1:07.883
144	10.580	1:02.512
100	1 Lap	1:16.616
41	11.618	1:01.873
167	1 Lap	1:12.780
117	32.162	1:04.834
14	36.407	1:04.913
62	43.418	1:04.879
44	49.626	1:06.930
84	51.575	1:06.782
23	56.331	1:07.996
95	58.510	1:07.567
17	1:04.044	1:09.425
121	1:04.675	1:09.126

BMCRC - MRO Championships 2022 - Rnd 2 @ Silverstone National

BMCRC-RKB F1 & F2 Sidecars

RACE 10 - SECTOR ANALYSIS



SECTOR 1 = FL to I1, SECTOR 2 = I1 to FL, DIFF = Difference To Personal Best Lap, P = Crossed Finish Line in Pit Lane, D = Time Disallowed

P1 991 F1		GUY / PILMOOR-BRADY		LCR SUZUKI -		
IDEAL LAP TIME : 59.857		BEST LAP TIME : 59.863		DIFFERENCE : 0.006		
LAP	SECTOR 1	SECTOR 2	LAP TIME	MPH	DIFF	TIME OF DAY
1 -		26.168	1:05.443	90.24	5.580	15:54:25.350
2 -	35.672	25.032	1:00.704	97.28	0.841	15:55:26.054
3 -	35.076	24.787	59.863 (1)	98.65		15:56:25.917
4 -	35.070	25.118	1:00.188 (2)	98.12	0.325	15:57:26.105
5 -	35.389	25.099	1:00.488 (3)	97.63	0.625	15:58:26.593
6 -	35.363	25.505	1:00.868	97.02	1.005	15:59:27.461
7 -	35.306	26.419	1:01.725	95.67	1.862	16:00:29.186
8 -	36.088	25.576	1:01.664	95.77	1.801	16:01:30.850

P2 144 F1		FOUND / LOWTHER		LCR YAMAHA R6 - Brian Gray Powerbiking		
IDEAL LAP TIME : 1:02.015		BEST LAP TIME : 1:02.095		DIFFERENCE : 0.080		
LAP	SECTOR 1	SECTOR 2	LAP TIME	MPH	DIFF	TIME OF DAY
1 -		26.037	1:05.264	90.48	3.169	15:54:25.171
2 -	36.596	25.957	1:02.553	94.41	0.458	15:55:27.724
3 -	36.355	25.786	1:02.141 (3)	95.03	0.046	15:56:29.865
4 -	36.391	25.704	1:02.095 (1)	95.10		15:57:31.960
5 -	36.543	25.869	1:02.412	94.62	0.317	15:58:34.372
6 -	36.311	25.816	1:02.127 (2)	95.05	0.032	15:59:36.499
7 -	36.377	26.042	1:02.419	94.61	0.324	16:00:38.918
8 -	36.457	26.055	1:02.512	94.47	0.417	16:01:41.430

P3 41 BSB		PEACH / EDWARDS		LCR SIDECAR - Lifesafety Motorsport		
IDEAL LAP TIME : 1:01.546		BEST LAP TIME : 1:01.873		DIFFERENCE : 0.327		
LAP	SECTOR 1	SECTOR 2	LAP TIME	MPH	DIFF	TIME OF DAY
1 -		25.875	1:06.501	88.80	4.628	15:54:26.408
2 -	37.079	25.293	1:02.372	94.68	0.499	15:55:28.780
3 -	36.463	25.820	1:02.283	94.81	0.410	15:56:31.063
4 -	37.107	25.122	1:02.229	94.90	0.356	15:57:33.292
5 -	37.581	25.372	1:02.953	93.81	1.080	15:58:36.245
6 -	36.424	25.781	1:02.205 (3)	94.93	0.332	15:59:38.450
7 -	36.561	25.584	1:02.145 (2)	95.03	0.272	16:00:40.595
8 -	36.581	25.292	1:01.873 (1)	95.44		16:01:42.468

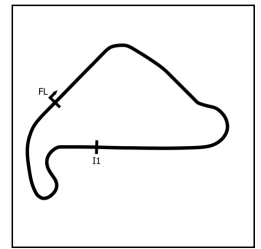
P4 117 F1		POTTINGER / DODD		LCR YAMAHA - GB Precision Eng/Opal Fabrication		
IDEAL LAP TIME : 1:04.222		BEST LAP TIME : 1:04.293		DIFFERENCE : 0.071		
LAP	SECTOR 1	SECTOR 2	LAP TIME	MPH	DIFF	TIME OF DAY
1 -		26.961	1:09.642	84.79	5.349	15:54:29.549
2 -	38.923	26.568	1:05.491	90.17	1.198	15:55:35.040
3 -	38.202	26.591	1:04.793	91.14	0.500	15:56:39.833
4 -	37.761	26.552	1:04.313 (2)	91.82	0.020	15:57:44.146
5 -	38.158	26.491	1:04.649 (3)	91.34	0.356	15:58:48.795
6 -	38.620	26.470	1:05.090	90.73	0.797	15:59:53.885
7 -	37.832	26.461	1:04.293 (1)	91.85		16:00:58.178
8 -	37.815	27.019	1:04.834	91.08	0.541	16:02:03.012

P5 14 F2		LOCKEY / ROSTRON		- Real Racing		
IDEAL LAP TIME : 1:04.763		BEST LAP TIME : 1:04.798		DIFFERENCE : 0.035		
LAP	SECTOR 1	SECTOR 2	LAP TIME	MPH	DIFF	TIME OF DAY
1 -		27.665	1:09.806	84.60	5.008	15:54:29.713
2 -	38.817	27.765	1:06.582	88.69	1.784	15:55:36.295
3 -	37.595	27.203	1:04.798 (1)	91.13		15:56:41.093
4 -	37.999	27.209	1:05.208	90.56	0.410	15:57:46.301
5 -	37.939	27.536	1:05.475	90.19	0.677	15:58:51.776
6 -	38.095	27.273	1:05.368	90.34	0.570	15:59:57.144
7 -	38.032	27.168	1:05.200 (3)	90.57	0.402	16:01:02.344
8 -	37.618	27.295	1:04.913 (2)	90.97	0.115	16:02:07.257

BMCRC - MRO Championships 2022 - Rnd 2 @ Silverstone National

BMCRC-RKB F1 & F2 Sidecars

RACE 10 - SECTOR ANALYSIS



SECTOR 1 = FL to I1, SECTOR 2 = I1 to FL, DIFF = Difference To Personal Best Lap, P = Crossed Finish Line in Pit Lane, D = Time Disallowed

P6 62 F1		WRIGHT / BAILEY		RYDE YAMAHA - Stainless Steel Designs Ltd.			
IDEAL LAP TIME : 1:04.879		BEST LAP TIME : 1:04.879		DIFFERENCE : 0.000			
LAP	SECTOR 1	SECTOR 2	LAP TIME	MPH	DIFF	TIME OF DAY	
1 -		27.207	1:09.033	85.54	4.154	15:54:28.940	
2 -	39.879	27.826	1:07.705	87.22	2.826	15:55:36.645	
3 -	39.502	27.008	1:06.510	88.79	1.631	15:56:43.155	
4 -	39.292	27.161	1:06.453 (3)	88.86	1.574	15:57:49.608	
5 -	39.304	27.401	1:06.705	88.53	1.826	15:58:56.313	
6 -	40.020	27.772	1:07.792	87.11	2.913	16:00:04.105	
7 -	38.757	26.527	1:05.284 (2)	90.46	0.405	16:01:09.389	
8 -	38.444	26.435	1:04.879 (1)	91.02		16:02:14.268	

P7 44 F2		KING / SIGSWORTH		Lumley Ireson F2 - T E Solutions uk			
IDEAL LAP TIME : 1:05.984		BEST LAP TIME : 1:05.998		DIFFERENCE : 0.014			
LAP	SECTOR 1	SECTOR 2	LAP TIME	MPH	DIFF	TIME OF DAY	
1 -		27.999	1:11.213	82.92	5.215	15:54:31.120	
2 -	39.028	28.446	1:07.474	87.52	1.476	15:55:38.594	
3 -	38.544	27.678	1:06.222 (3)	89.17	0.224	15:56:44.816	
4 -	38.558	27.440	1:05.998 (1)	89.48		15:57:50.814	
5 -	38.586	27.626	1:06.212 (2)	89.19	0.214	15:58:57.026	
6 -	39.119	30.256	1:09.375	85.12	3.377	16:00:06.401	
7 -	39.315	27.830	1:07.145	87.95	1.147	16:01:13.546	
8 -	38.829	28.101	1:06.930	88.23	0.932	16:02:20.476	

P8 84 F2		COSTELLO / COOKE		LCR KAWASAKI - FROG PROPERTY DEVELOPMENTS LTD			
IDEAL LAP TIME : 1:06.571		BEST LAP TIME : 1:06.664		DIFFERENCE : 0.093			
LAP	SECTOR 1	SECTOR 2	LAP TIME	MPH	DIFF	TIME OF DAY	
1 -		28.438	1:12.274	81.71	5.610	15:54:32.181	
2 -	39.552	28.295	1:07.847	87.04	1.183	15:55:40.028	
3 -	39.188	28.220	1:07.408	87.61	0.744	15:56:47.436	
4 -	39.106	28.239	1:07.345	87.69	0.681	15:57:54.781	
5 -	38.775	28.002	1:06.777 (2)	88.43	0.113	15:59:01.558	
6 -	38.799	28.622	1:07.421	87.59	0.757	16:00:08.979	
7 -	38.569	28.095	1:06.664 (1)	88.58		16:01:15.643	
8 -	38.719	28.063	1:06.782 (3)	88.43	0.118	16:02:22.425	

P9 23 F2		J SAUNDERS / R SAUNDERS		Baker HONDA - Vacuum & Pressure Leeds			
IDEAL LAP TIME : 1:06.281		BEST LAP TIME : 1:06.883		DIFFERENCE : 0.602			
LAP	SECTOR 1	SECTOR 2	LAP TIME	MPH	DIFF	TIME OF DAY	
1 -		28.131	1:13.527	80.31	6.644	15:54:33.434	
2 -	39.169	28.210	1:07.379 (3)	87.64	0.496	15:55:40.813	
3 -	38.578	28.314	1:06.892 (2)	88.28	0.009	15:56:47.705	
4 -	39.635	28.378	1:08.013	86.83	1.130	15:57:55.718	
5 -	39.825	28.161	1:07.986	86.86	1.103	15:59:03.704	
6 -	38.672	28.211	1:06.883 (1)	88.29		16:00:10.587	
7 -	40.895	27.703	1:08.598	86.09	1.715	16:01:19.185	
8 -	39.431	28.565	1:07.996	86.85	1.113	16:02:27.181	

P10 95 F2		REMNANT / TILLEY		LUMLEY KAWASAKI -			
IDEAL LAP TIME : 1:06.981		BEST LAP TIME : 1:07.059		DIFFERENCE : 0.078			
LAP	SECTOR 1	SECTOR 2	LAP TIME	MPH	DIFF	TIME OF DAY	
1 -		28.692	1:13.083	80.80	6.024	15:54:32.990	
2 -	40.085	28.166	1:08.251	86.52	1.192	15:55:41.241	
3 -	39.893	28.051	1:07.944 (3)	86.91	0.885	15:56:49.185	
4 -	39.535	28.725	1:08.260	86.51	1.201	15:57:57.445	
5 -	40.443	28.259	1:08.702	85.96	1.643	15:59:06.147	
6 -	38.948	28.111	1:07.059 (1)	88.06		16:00:13.206	
7 -	40.554	28.033	1:08.587	86.10	1.528	16:01:21.793	
8 -	39.092	28.475	1:07.567 (2)	87.40	0.508	16:02:29.360	

BMCRC - MRO Championships 2022 - Rnd 2 @ Silverstone National

BMCRC-RKB F1 & F2 Sidecars

RACE 10 - SECTOR ANALYSIS



SECTOR 1 = FL to I1, SECTOR 2 = I1 to FL, DIFF = Difference To Personal Best Lap, P = Crossed Finish Line in Pit Lane, D = Time Disallowed

P11 17 F2 THOMAS / COLE		Ireson HONDA - Team Walters And Thomas Sidecar racing				
IDEAL LAP TIME : 1:07.697		BEST LAP TIME : 1:08.004		DIFFERENCE : 0.307		
LAP	SECTOR 1	SECTOR 2	LAP TIME	MPH	DIFF	TIME OF DAY
1 -		28.071	1:12.572	81.37	4.568	15:54:32.479
2 -	40.167	28.184	1:08.351 (2)	86.40	0.347	15:55:40.830
3 -	40.274	28.582	1:08.856 (3)	85.76	0.852	15:56:49.686
4 -	39.626	28.378	1:08.004 (1)	86.84		15:57:57.690
5 -	41.075	28.357	1:09.432	85.05	1.428	15:59:07.122
6 -	40.038	29.119	1:09.157	85.39	1.153	16:00:16.279
7 -	40.271	28.919	1:09.190	85.35	1.186	16:01:25.469
8 -	40.671	28.754	1:09.425	85.06	1.421	16:02:34.894

P12 121 F1 LAWRENCE / HUGHES		LCR YAMAHA - highfield transport, JHM autos				
IDEAL LAP TIME : 1:07.154		BEST LAP TIME : 1:07.782		DIFFERENCE : 0.628		
LAP	SECTOR 1	SECTOR 2	LAP TIME	MPH	DIFF	TIME OF DAY
1 -		30.269	1:16.231	77.46	8.449	15:54:36.138
2 -	39.444	28.830	1:08.274	86.49	0.492	15:55:44.412
3 -	39.570	28.679	1:08.249 (3)	86.53	0.467	15:56:52.661
4 -	39.502	28.302	1:07.804 (2)	87.09	0.022	15:58:00.465
5 -	38.852	28.930	1:07.782 (1)	87.12		15:59:08.247
6 -	39.833	29.361	1:09.194	85.34	1.412	16:00:17.441
7 -	39.933	29.025	1:08.958	85.64	1.176	16:01:26.399
8 -	40.142	28.984	1:09.126	85.43	1.344	16:02:35.525

P13 38 F2 MOSS / GEDDES		Shelbourne YAMAHA R6 - LifeSafety Motorsport - CharlieMossI				
IDEAL LAP TIME : 1:09.439		BEST LAP TIME : 1:09.641		DIFFERENCE : 0.202		
LAP	SECTOR 1	SECTOR 2	LAP TIME	MPH	DIFF	TIME OF DAY
1 -		29.386	1:15.284	78.44	5.643	15:54:35.191
2 -	41.036	28.751	1:09.787 (3)	84.62	0.146	15:55:44.978
3 -	41.350	28.757	1:10.107	84.23	0.466	15:56:55.085
4 -	40.815	28.826	1:09.641 (1)	84.80		15:58:04.726
5 -	40.688	29.194	1:09.882	84.50	0.241	15:59:14.608
6 -	41.211	30.337	1:11.548	82.54	1.907	16:00:26.156
7 -	40.912	28.788	1:09.700 (2)	84.72	0.059	16:01:35.856

P14 67 F1 JEFFREY / FIELD		Windle F1 - MJP racing				
IDEAL LAP TIME : 1:07.883		BEST LAP TIME : 1:07.883		DIFFERENCE : 0.000		
LAP	SECTOR 1	SECTOR 2	LAP TIME	MPH	DIFF	TIME OF DAY
1 -		29.710	1:16.711	76.98	8.828	15:54:36.618
2 -	41.962	29.037	1:10.999	83.17	3.116	15:55:47.617
3 -	42.272	29.379	1:11.651	82.42	3.768	15:56:59.268
4 -	41.203	28.773	1:09.976 (2)	84.39	2.093	15:58:09.244
5 -	41.229	29.611	1:10.840	83.36	2.957	15:59:20.084
6 -	40.669	29.485	1:10.154 (3)	84.18	2.271	16:00:30.238
7 -	39.606	28.277	1:07.883 (1)	86.99		16:01:38.121

P15 100 F1 WILSON / STOREY		WINDLE SUZUKI - Mick Bagnall Racing				
IDEAL LAP TIME : 1:07.578		BEST LAP TIME : 1:07.663		DIFFERENCE : 0.085		
LAP	SECTOR 1	SECTOR 2	LAP TIME	MPH	DIFF	TIME OF DAY
1 -		29.328	1:15.584	78.13	7.921	15:54:35.491
2 -	39.455	28.208	1:07.663 (1)	87.28		15:55:43.154
3 -	39.863	28.123	1:07.986 (3)	86.86	0.323	15:56:51.140
4 -	39.662	28.242	1:07.904 (2)	86.97	0.241	15:57:59.044
5 -	41.037	30.144	1:11.181	82.96	3.518	15:59:10.225
6 -	45.271	30.326	1:15.597	78.12	7.934	16:00:25.822
7 -	45.286	31.330	1:16.616	77.08	8.953	16:01:42.438

BMCRC - MRO Championships 2022 - Rnd 2 @ Silverstone National

BMCRC-RKB F1 & F2 Sidecars

RACE 10 - SECTOR ANALYSIS



SECTOR 1 = FL to I1, SECTOR 2 = I1 to FL, DIFF = Difference To Personal Best Lap, P = Crossed Finish Line in Pit Lane, D = Time Disallowed

P16 167 F2		PETTMAN / DAWKINS		Windle 600 YAMAHA - Wesso Racing		
IDEAL LAP TIME : 1:12.416		BEST LAP TIME : 1:12.661		DIFFERENCE : 0.245		
LAP	SECTOR 1	SECTOR 2	LAP TIME	MPH	DIFF	TIME OF DAY
1 -		30.202	1:19.093	74.66	6.432	15:54:39.000
2 -	42.938	29.839	1:12.777 (3)	81.14	0.116	15:55:51.777
3 -	43.141	30.073	1:13.214	80.66	0.553	15:57:04.991
4 -	42.810	29.910	1:12.720 (2)	81.21	0.059	15:58:17.711
5 -	43.187	30.733	1:13.920	79.89	1.259	15:59:31.631
6 -	42.577	30.084	1:12.661 (1)	81.27		16:00:44.292
7 -	42.938	29.842	1:12.780	81.14	0.119	16:01:57.072

P17 19 F1		MACBRIDE / KNIGHT		LCR SUZUKI - Lifesafety Motorsport		
IDEAL LAP TIME : 1:19.386		BEST LAP TIME : 1:20.566		DIFFERENCE : 1.180		
LAP	SECTOR 1	SECTOR 2	LAP TIME	MPH	DIFF	TIME OF DAY
1 -		32.287	1:24.613	69.79	4.047	15:54:44.520
2 -	47.277	33.289	1:20.566 (1)	73.30		15:56:05.086
3 -	48.006	33.063	1:21.069 (3)	72.84	0.503	15:57:26.155
4 -	47.412	33.789	1:21.201	72.72	0.635	15:58:47.356
5 -	47.099	33.788	1:20.887 (2)	73.01	0.321	16:00:08.243
6 -	48.604	34.973	1:23.577	70.66	3.011	16:01:31.820

P18 93 BSB		HOLDEN / LAWRENCE		LCR KAWASAKI 600 - Holden racing		
IDEAL LAP TIME : 59.919		BEST LAP TIME : 1:00.162		DIFFERENCE : 0.243		
LAP	SECTOR 1	SECTOR 2	LAP TIME	MPH	DIFF	TIME OF DAY
1 -		26.064	1:05.725	89.85	5.563	15:54:25.632
2 -	36.188	24.827	1:01.015	96.79	0.853	15:55:26.647
3 -	35.684	24.966	1:00.650	97.37	0.488	15:56:27.297
4 -	35.396	24.766	1:00.162 (1)	98.16		15:57:27.459
5 -	35.628	24.782	1:00.410 (2)	97.75	0.248	15:58:27.869
6 -	35.153	25.306	1:00.459 (3)	97.68	0.297	15:59:28.328
7 -	35.437	25.757	1:01.194	96.50	1.032	16:00:29.522

P19 7 BSB		R.CROWE / C.CROWE		HCR TRIUMPH 675 - Northern Fuels		
IDEAL LAP TIME : 1:02.286		BEST LAP TIME : 1:02.477		DIFFERENCE : 0.191		
LAP	SECTOR 1	SECTOR 2	LAP TIME	MPH	DIFF	TIME OF DAY
1 -		25.850	1:04.133	92.08	1.656	15:54:24.040
2 -	36.509	25.968	1:02.477 (1)	94.52		15:55:26.517
3 -	36.815	26.270	1:03.085 (3)	93.61	0.608	15:56:29.602
4 -	37.082	25.777	1:02.859 (2)	93.95	0.382	15:57:32.461
5 -	38.280	26.438	1:04.718	91.25	2.241	15:58:37.179
6 -	37.540	26.006	1:03.546	92.93	1.069	15:59:40.725

P20 13 BSB		HANDCOCK / PARKER		Baker HONDA - APACHE DEVELOPEMENTS		
IDEAL LAP TIME : 1:05.756		BEST LAP TIME : 1:05.789		DIFFERENCE : 0.033		
LAP	SECTOR 1	SECTOR 2	LAP TIME	MPH	DIFF	TIME OF DAY
1 -		27.705	1:10.613	83.63	4.824	15:54:30.520
2 -	39.296	27.981	1:07.277	87.78	1.488	15:55:37.797
3 -	38.684	27.359	1:06.043 (2)	89.42	0.254	15:56:43.840
4 -	38.397	27.392	1:05.789 (1)	89.76		15:57:49.629
5 -	38.502	28.285	1:06.787 (3)	88.42	0.998	15:58:56.416

P21 69 F2		LAMBERT / MCBRIDE		LCR HONDA - graham anne ward		
IDEAL LAP TIME : 1:18.441		BEST LAP TIME :		DIFFERENCE :		
LAP	SECTOR 1	SECTOR 2	LAP TIME	MPH	DIFF	TIME OF DAY
1 -		28.099	1:11.934	82.09		15:54:31.841
2 -	50.342	IN PIT	1:36.378 P	61.27		15:56:08.219

BMCRC - MRO Championships 2022 - Rnd 2 @ Silverstone National

BMCRC-RKB F1 & F2 Sidecars

RACE 10 - BEST SECTORS

SECTOR 1			SECTOR 2			IDEAL / BEST COMPARISON						
POS	NO	NAME	TIME	NO	NAME	TIME	POS	NO	NAME	IDEAL	BEST	DIFF
									PERFECT LAP	59.836		
1	991	GUY / PILMOOR-BRADY	35.070	93	HOLDEN / LAWRENCE	24.766	1	991	GUY / PILMOOR-BRA	59.857	59.863	0.006
2	93	HOLDEN / LAWRENCE	35.153	991	GUY / PILMOOR-BRADY	24.787	2	93	HOLDEN / LAWRENC	59.919	1:00.162	0.243
3	144	FOUND / LOWTHER	36.311	41	PEACH / EDWARDS	25.122	3	41	PEACH / EDWARDS	1:01.546	1:01.873	0.327
4	41	PEACH / EDWARDS	36.424	144	FOUND / LOWTHER	25.704	4	144	FOUND / LOWTHER	1:02.015	1:02.095	0.080
5	7	R.CROWE / C.CROWE	36.509	7	R.CROWE / C.CROWE	25.777	5	7	R.CROWE / C.CROWI	1:02.286	1:02.477	0.191
6	14	LOCKEY / ROSTRON	37.595	62	WRIGHT / BAILEY	26.435	6	117	POTTINGER / DODD	1:04.222	1:04.293	0.071
7	117	POTTINGER / DODD	37.761	117	POTTINGER / DODD	26.461	7	14	LOCKEY / ROSTRON	1:04.763	1:04.798	0.035
8	13	HANDCOCK / PARKER	38.397	14	LOCKEY / ROSTRON	27.168	8	62	WRIGHT / BAILEY	1:04.879	1:04.879	0.000
9	62	WRIGHT / BAILEY	38.444	13	HANDCOCK / PARKER	27.359	9	13	HANDCOCK / PARKE	1:05.756	1:05.789	0.033
10	44	KING / SIGSWORTH	38.544	44	KING / SIGSWORTH	27.440	10	44	KING / SIGSWORTH	1:05.984	1:05.998	0.014
11	84	COSTELLO / COOKE	38.569	23	J SAUNDERS / R SAUNDERS	27.703	11	23	J SAUNDERS / R SAL	1:06.281	1:06.883	0.602
12	23	J SAUNDERS / R SAUNDERS	38.578	84	COSTELLO / COOKE	28.002	12	84	COSTELLO / COOKE	1:06.571	1:06.664	0.093
13	121	LAWRENCE / HUGHES	38.852	95	REMNANT / TILLEY	28.033	13	95	REMNANT / TILLEY	1:06.981	1:07.059	0.078
14	95	REMNANT / TILLEY	38.948	17	THOMAS / COLE	28.071	14	121	LAWRENCE / HUGHE	1:07.154	1:07.782	0.628
15	100	WILSON / STOREY	39.455	69	LAMBERT / MCBRIDE	28.099	15	100	WILSON / STOREY	1:07.578	1:07.663	0.085
16	67	JEFFREY / FIELD	39.606	100	WILSON / STOREY	28.123	16	17	THOMAS / COLE	1:07.697	1:08.004	0.307
17	17	THOMAS / COLE	39.626	67	JEFFREY / FIELD	28.277	17	67	JEFFREY / FIELD	1:07.883	1:07.883	0.000
18	38	MOSS / GEDDES	40.688	121	LAWRENCE / HUGHES	28.302	18	38	MOSS / GEDDES	1:09.439	1:09.641	0.202
19	167	PETTMAN / DAWKINS	42.577	38	MOSS / GEDDES	28.751	19	167	PETTMAN / DAWKINS	1:12.416	1:12.661	0.245
20	19	MACBRIDE / KNIGHT	47.099	167	PETTMAN / DAWKINS	29.839	20	69	LAMBERT / MCBRIDE	1:18.441		
21	69	LAMBERT / MCBRIDE	50.342	19	MACBRIDE / KNIGHT	32.287	21	19	MACBRIDE / KNIGHT	1:19.386	1:20.566	1.180

BMCRC - MRO Championships 2022 - Rnd 2 @ Silverstone National

BMCRC-RKB F1 & F2 Sidecars

RACE 10 - STATISTICS

Competitors Started 21
Planned Start 2022-04-02 @ 15:10:00.000
Actual Start 2022-04-02 @ 15:53:19.906
Finish Time 2022-04-02 @ 16:01:30.849
Track Length 1.6404mi.
Total Laps 150
Total Distance Covered 246.0695mi.

Session Fastest Lap History

NO	CL	NAME	LAP TIME	TIME OF DAY	LAP	VEHICLE
991	F1	GUY / PILMOOR-BRADY	1:00.704	15:55:26.037	2	LCR SUZUKI
991	F1	GUY / PILMOOR-BRADY	59.863	15:56:25.906	3	LCR SUZUKI

Session Leader History

NO	CL	NAME	FROM LAP	LAPS LED	DISTANCE	VEHICLE
7	BSB	R.CROWE / C.CROWE	1	1	1.64 miles	HCR TRIUMPH 675
991	F1	GUY / PILMOOR-BRADY	2	7	11.48 miles	LCR SUZUKI

Flag History

TYPE	TIME OF DAY
GREEN	15:53:19.906
FINISH	16:01:30.849

Flag Statistics

TYPE	COUNT	TOTAL LAPS	TOTAL TIME
Green	1	8	9:55.421
Red	0	0	0.000
Safety Car	0	0	0.000
FCY	0	0	0.000

BMCRC - MRO Championships 2022 - Rnd 2 @ Silverstone National

BMCRC-RKB F1 & F2 Sidecars

RACE 10 - STATISTICS

CLASS : F1

8 Starters

Fastest Lap History

NO	NAME	LAP TIME	TIME OF DAY	LAP	VEHICLE
991	GUY / PILMOOR-BRADY	1:00.704	15:55:26.037	2	LCR SUZUKI
991	GUY / PILMOOR-BRADY	59.863	15:56:25.906	3	LCR SUZUKI

Leader History

NO	NAME	FROM LAP	LAPS LED	DISTANCE	VEHICLE
144	FOUND / LOWTHER	1	1	1.64 miles	LCR YAMAHA R6
991	GUY / PILMOOR-BRADY	2	7	11.48 miles	LCR SUZUKI

BMCRC - MRO Championships 2022 - Rnd 2 @ Silverstone National

BMCRC-RKB F1 & F2 Sidecars

RACE 10 - STATISTICS

CLASS : F2

9 Starters

Fastest Lap History

NO	NAME	LAP TIME	TIME OF DAY	LAP	VEHICLE
14	LOCKEY / ROSTRON	1:06.582	15:55:36.306	2	
14	LOCKEY / ROSTRON	1:04.798	15:56:41.106	3	

Leader History

NO	NAME	FROM LAP	LAPS LED	DISTANCE	VEHICLE
14	LOCKEY / ROSTRON	1	8	13.12 miles	

BMCRC - MRO Championships 2022 - Rnd 2 @ Silverstone National

BMCRC-RKB F1 & F2 Sidecars

RACE 10 - STATISTICS

CLASS : BSB

4 Starters

Fastest Lap History

NO	NAME	LAP TIME	TIME OF DAY	LAP	VEHICLE
7	R.CROWE / C.CROWE	1:02.477	15:55:26.531	2	HCR TRIUMPH 675
93	HOLDEN / LAWRENCE	1:01.015	15:55:26.640	2	LCR KAWASAKI 600
93	HOLDEN / LAWRENCE	1:00.650	15:56:27.289	3	LCR KAWASAKI 600
93	HOLDEN / LAWRENCE	1:00.162	15:57:27.451	4	LCR KAWASAKI 600

Leader History

NO	NAME	FROM LAP	LAPS LED	DISTANCE	VEHICLE
7	R.CROWE / C.CROWE	1	2	3.28 miles	HCR TRIUMPH 675
93	HOLDEN / LAWRENCE	3	5	8.20 miles	LCR KAWASAKI 600
41	PEACH / EDWARDS	8	1	1.64 miles	LCR SIDECAR

BMCRC - MRO Championships 2022 - Rnd 2 @ Silverstone National

BMCRC-RKB F1 & F2 Sidecars

RACE 19 - GRID (6 Laps)

ROW 14		27	40	GRAHAM / BAKER			
ROW 13		26	37	MORPHET / REILLY	25	11	GILBERT / RESTALL
ROW 12	24	91	WILLIAMS / STOKOE	23	2	HOLDEN / PITT	
ROW 11		22	5	BIGGS / TAYLOR	21	19	MACBRIDE / KNIGHT 1:20.566
ROW 10		20	167	PETTMAN / DAWKINS 1:12.661	19	38	MOSS / GEDDES 1:09.641
ROW 9		18	17	THOMAS / COLE 1:08.004	17	69	LAMBERT / MCBRIDE
ROW 8		16	67	JEFFREY / FIELD 1:07.883	15	121	LAWRENCE / HUGHES 1:07.782
ROW 7		14	100	WILSON / STOREY 1:07.663	13	95	REMNANT / TILLEY 1:07.059
ROW 6		12	23	J SAUNDERS / R SAUNDERS 1:06.883	11	84	COSTELLO / COOKE 1:06.664
ROW 5		10	44	KING / SIGSWORTH 1:05.998	9	13	HANDCOCK / PARKER 1:05.789
ROW 4		8	62	WRIGHT / BAILEY 1:04.879	7	14	LOCKEY / ROSTRON 1:04.798
ROW 3		6	117	POTTINGER / DODD 1:04.293	5	7	R.CROWE / C.CROWE 1:02.477
ROW 2		4	144	FOUND'S / LOWTHER 1:02.095	3	41	PEACH / EDWARDS 1:01.873
ROW 1		2	93	HOLDEN / LAWRENCE 1:00.162	1	991	GUY / PILMOOR-BRADY 59.863

Pole

Silverstone National: 1.6404 miles

These results are provisional until the conclusion of any judicial and technical matters.

Clerk Of Course :	Stewards :	Timekeeper : Craig Smith
-------------------	------------	--------------------------

Results can be found at www.tsl-timing.com

Printed - 16:09 Saturday, 02 April 2022





BMCRC - MRO Championships 2022 - Rnd 2 @ Silverstone National

BMCRC-RKB F1 & F2 Sidecars

RACE 19 - CLASSIFICATION

POS	NO	CL	PIC NAME	ENTRY	LAPS	TIME	GAP	DIFF	MPH	BEST	ON
1	7	BSB	1 R.CROWE / C.CROWE	HCR TRIUMPH 675 - Northern Fuels	5	5:07.087			96.15	1:00.469	2
2	991	F1	1 GUY / PILMOOR-BRADY	LCR SUZUKI -	5	5:07.238	0.151	0.151	96.10	1:00.550	2
3	41	BSB	2 PEACH / EDWARDS	LCR SIDECAR - Lifesafety Motorsport	5	5:16.276	9.189	9.038	93.36	1:01.683	4
4	117	F1	2 POTTINGER / DODD	LCR YAMAHA - GB Precision Eng/Opal Fabrication	5	5:28.877	21.790	12.601	89.78	1:04.597	5
5	14	BSB	3 LOCKEY / ROSTRON	- Real Racing	5	5:32.220	25.133	3.343	88.88	1:04.484	3
6	93	BSB	4 HOLDEN / LAWRENCE	LCR KAWASAKI 600 - Holden racing	5	5:32.346	25.259	0.126	88.84	1:01.402	4
7	44	F2	1 KING / SIGSWORTH	Lumley Ireson F2 - T E Solutions uk	5	5:34.975	27.888	2.629	88.15	1:05.748	5
8	23	F2	2 J SAUNDERS / R SAUNDERS	Baker HONDA - Vacuum & Pressure Leeds	5	5:36.142	29.055	1.167	87.84	1:05.423	4
9	69	F2	3 LAMBERT / MCBRIDE	LCR HONDA - graham anne ward	5	5:36.475	29.388	0.333	87.75	1:04.943	5
10	62	F1	3 WRIGHT / BAILEY	RYDE YAMAHA - Stainless Steel Designs Ltd.	5	5:38.916	31.829	2.441	87.12	1:06.210	4
11	84	F2	4 COSTELLO / COOKE	LCR KAWASAKI - FROG PROPERTY DEVELOPMI	5	5:38.926	31.839	0.010	87.12	1:05.868	5
12	17	F2	5 THOMAS / COLE	Ireson HONDA - Team Walters And Thomas Sidecar	5	5:41.752	34.665	2.826	86.40	1:06.459	4
13	121	F1	4 LAWRENCE / HUGHES	LCR YAMAHA - highfield transport, JHM autos	5	5:45.338	38.251	3.586	85.50	1:07.583	4
14	2	BSB	5 HOLDEN / PITT	LCR F2 - Barnes Racing	5	5:46.865	39.778	1.527	85.12	1:01.597	4
15	38	F2	6 MOSS / GEDDES	Shelbourne YAMAHA R6 - LifeSafety Motorsport - C	5	5:50.899	43.812	4.034	84.15	1:08.641	3
16	67	F1	5 JEFFREY / FIELD	Windle F1 - MJP racing	5	5:54.451	47.364	3.552	83.30	1:08.984	2
17	167	F2	7 PETTMAN / DAWKINS	Windle 600 YAMAHA - Wesso Racing	5	6:03.446	56.359	8.995	81.24	1:11.242	3
18	100	F1	6 WILSON / STOREY	WINDLE SUZUKI - Mick Bagnall Racing	5	6:16.895	1:09.808	13.449	78.34	1:11.534	4
19	19	F1	7 MACBRIDE / KNIGHT	LCR SUZUKI - Lifesafety Motorsport	4	5:28.554	1 Lap	1 Lap	71.89	1:19.605	2

NOT CLASSIFIED

DNF	5	BSB	BIGGS / TAYLOR	LCR Yamaha - Express Tyre Service/Santander Sal	3	3:53.774	2 Laps	1 Lap	75.78	1:04.757	2
DNF	144	BSB	FOUND / LOWTHER	LCR YAMAHA R6 - Brian Gray Powerbiking	1	1:15.489	4 Laps	2 Laps	78.23		
DNF	95	F2	REMNANT / TILLEY	LUMLEY KAWASAKI -	0						

FASTEST LAP

7	BSB	R.CROWE / C.CROWE	HCR TRIUMPH 675 - Northern Fuels	2	1:00.469	97.66 mph	157.17 kph
991	F1	GUY / PILMOOR-BRADY	LCR SUZUKI -	2	1:00.550	97.53 mph	156.96 kph
69	F2	LAMBERT / MCBRIDE	LCR HONDA - graham anne ward	5	1:04.943	90.93 mph	146.34 kph

Class BSB - 92.5% of Race Speed = 88.93 mph

Class F1 - 92.5% of Race Speed = 88.89 mph

Class F2 - 92.5% of Race Speed = 81.53 mph

Weather / Track : Cloudy / Dry

These results are provisional until the conclusion of any judicial and technical matters.

Race Distance: 5 Laps / 8.20 miles

Silverstone National: 1.6404 miles

Date: 03/04/2022 Start: 09:55 Finish: 10:00

Clerk Of Course :	Stewards :	Timekeeper : Craig Smith
-------------------	------------	--------------------------

Results can be found at www.tsl-timing.com

Printed - 10:02 Sunday, 03 April 2022



BMCRC - MRO Championships 2022 - Rnd 2 @ Silverstone National

BMCRC-RKB F1 & F2 Sidecars

RACE 19 - LAP CHART

LAP 1 @ 09:56:29.061

NO	BEHIND	LAP TIME
991		1:03.408
7	1.209	1:04.617
41	4.315	1:07.723
117	5.620	1:09.028
62	7.318	1:10.726
44	7.867	1:11.275
14	8.303	1:11.711
84	9.044	1:12.452
69	9.257	1:12.665
17	9.817	1:13.225
23	9.921	1:13.329
121	10.581	1:13.989
38	11.151	1:14.559
144	12.081	1:15.489 P
67	12.108	1:15.516
167	14.011	1:17.419
100	19.239	1:22.647
93	20.720	1:24.128
19	22.250	1:25.658
5	22.833	1:26.241
2	34.495	1:37.903

167	35.264	1:11.242
2	37.880	1:02.112
100	46.815	1:14.192
5	48.982	1:22.776 P

LAP 4 @ 09:59:31.482

NO	BEHIND	LAP TIME
991		1:01.037
7	0.281	1:00.553
19	1 Lap	1:21.749
41	7.856	1:01.683
117	18.451	1:04.996
14	21.573	1:04.957
44	23.398	1:05.812
23	24.687	1:05.423
93	24.795	1:01.402
69	25.703	1:05.721
62	26.672	1:06.210
84	27.229	1:06.629
17	28.102	1:06.459
121	31.802	1:07.583
38	35.851	1:09.068
2	38.440	1:01.597
67	38.983	1:10.682
167	45.881	1:11.654
100	57.312	1:11.534

LAP 2 @ 09:57:29.611

NO	BEHIND	LAP TIME
991		1:00.550
7	1.128	1:00.469
41	6.157	1:02.392
117	10.244	1:05.174
44	13.347	1:06.030
14	14.003	1:06.250
62	14.614	1:07.846
69	14.818	1:06.111
84	15.311	1:06.817
23	15.443	1:06.072
17	16.172	1:06.905
121	17.629	1:07.598
38	20.013	1:09.412
67	20.542	1:08.984
93	23.147	1:02.977
167	24.856	1:11.395
5	27.040	1:04.757
100	33.457	1:14.768
2	36.602	1:02.657
19	41.305	1:19.605

LAP 5 @ 10:00:32.740

NO	BEHIND	LAP TIME
7		1:00.977
991	0.151	1:01.409
41	9.189	1:02.591
19	1 Lap	1:21.542
117	21.790	1:04.597
14	25.133	1:04.818
93	25.259	1:01.722
44	27.888	1:05.748
23	29.055	1:05.626
69	29.388	1:04.943
62	31.829	1:06.415
84	31.839	1:05.868
17	34.665	1:07.821
121	38.251	1:07.707
2	39.778	1:02.596
38	43.812	1:09.219
67	47.364	1:09.639
167	56.359	1:11.736
100	1:09.808	1:13.754

LAP 3 @ 09:58:30.445

NO	BEHIND	LAP TIME
991		1:00.834
7	0.765	1:00.471
41	7.210	1:01.887
117	14.492	1:05.082
14	17.653	1:04.484
44	18.623	1:06.110
23	20.301	1:05.692
69	21.019	1:07.035
62	21.499	1:07.719
84	21.637	1:07.160
17	22.680	1:07.342
93	24.430	1:02.117
121	25.256	1:08.461
38	27.820	1:08.641
67	29.338	1:09.630

Weather / Track : Cloudy / Dry

Results can be found at www.tsl-timing.com

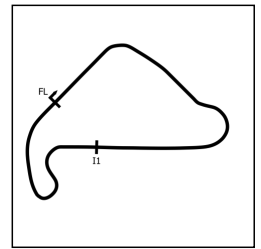
Silverstone National: 1.6404 miles
Date: 03/04/2022 Start: 09:55 Finish: 10:00

Printed - 10:02 Sunday, 03 April 2022

BMCRC - MRO Championships 2022 - Rnd 2 @ Silverstone National

BMCRC-RKB F1 & F2 Sidecars

RACE 19 - SECTOR ANALYSIS



SECTOR 1 = FL to I1, SECTOR 2 = I1 to FL, DIFF = Difference To Personal Best Lap, P = Crossed Finish Line in Pit Lane, D = Time Disallowed

P1		7 BSB	R.CROWE / C.CROWE		HCR TRIUMPH 675 - Northern Fuels		
IDEAL LAP TIME : 1:00.230		BEST LAP TIME : 1:00.469		DIFFERENCE : 0.239			
LAP	SECTOR 1	SECTOR 2		LAP TIME	MPH	DIFF	TIME OF DAY
1 -		25.479		1:04.617	91.39	4.148	09:56:30.270
2 -	35.373	25.096		1:00.469 (1)	97.66		09:57:30.739
3 -	35.220	25.251		1:00.471 (2)	97.66	0.002	09:58:31.210
4 -	35.134	25.419		1:00.553 (3)	97.52	0.084	09:59:31.763
5 -	35.697	25.280		1:00.977	96.85	0.508	10:00:32.740

P2		991 F1	GUY / PILMOOR-BRADY		LCR SUZUKI -		
IDEAL LAP TIME : 1:00.418		BEST LAP TIME : 1:00.550		DIFFERENCE : 0.132			
LAP	SECTOR 1	SECTOR 2		LAP TIME	MPH	DIFF	TIME OF DAY
1 -		25.630		1:03.408	93.13	2.858	09:56:29.061
2 -	35.227	25.323		1:00.550 (1)	97.53		09:57:29.611
3 -	35.257	25.577		1:00.834 (2)	97.07	0.284	09:58:30.445
4 -	35.095	25.942		1:01.037 (3)	96.75	0.487	09:59:31.482
5 -	35.572	25.837		1:01.409	96.16	0.859	10:00:32.891

P3		41 BSB	PEACH / EDWARDS		LCR SIDECAR - Lifesafety Motorsport		
IDEAL LAP TIME : 1:01.470		BEST LAP TIME : 1:01.683		DIFFERENCE : 0.213			
LAP	SECTOR 1	SECTOR 2		LAP TIME	MPH	DIFF	TIME OF DAY
1 -		26.620		1:07.723	87.20	6.040	09:56:33.376
2 -	37.124	25.268		1:02.392 (3)	94.65	0.709	09:57:35.768
3 -	36.500	25.387		1:01.887 (2)	95.42	0.204	09:58:37.655
4 -	36.408	25.275		1:01.683 (1)	95.74		09:59:39.338
5 -	37.529	25.062		1:02.591	94.35	0.908	10:00:41.929

P4		117 F1	POTTINGER / DODD		LCR YAMAHA - GB Precision Eng/Opal Fabrication		
IDEAL LAP TIME : 1:04.597		BEST LAP TIME : 1:04.597		DIFFERENCE : 0.000			
LAP	SECTOR 1	SECTOR 2		LAP TIME	MPH	DIFF	TIME OF DAY
1 -		27.114		1:09.028	85.55	4.431	09:56:34.681
2 -	38.451	26.723		1:05.174	90.61	0.577	09:57:39.855
3 -	38.038	27.044		1:05.082 (3)	90.74	0.485	09:58:44.937
4 -	38.000	26.996		1:04.996 (2)	90.86	0.399	09:59:49.933
5 -	37.935	26.662		1:04.597 (1)	91.42		10:00:54.530

P5		14 BSB	LOCKEY / ROSTRON		- Real Racing		
IDEAL LAP TIME : 1:04.345		BEST LAP TIME : 1:04.484		DIFFERENCE : 0.139			
LAP	SECTOR 1	SECTOR 2		LAP TIME	MPH	DIFF	TIME OF DAY
1 -		28.445		1:11.711	82.35	7.227	09:56:37.364
2 -	38.560	27.690		1:06.250	89.14	1.766	09:57:43.614
3 -	37.716	26.768		1:04.484 (1)	91.58		09:58:48.098
4 -	37.577	27.380		1:04.957 (3)	90.91	0.473	09:59:53.055
5 -	37.702	27.116		1:04.818 (2)	91.11	0.334	10:00:57.873

P6		93 BSB	HOLDEN / LAWRENCE		LCR KAWASAKI 600 - Holden racing		
IDEAL LAP TIME : 1:01.402		BEST LAP TIME : 1:01.402		DIFFERENCE : 0.000			
LAP	SECTOR 1	SECTOR 2		LAP TIME	MPH	DIFF	TIME OF DAY
1 -		26.029		1:24.128	70.19	22.726	09:56:49.781
2 -	37.388	25.589		1:02.977	93.77	1.575	09:57:52.758
3 -	36.481	25.636		1:02.117 (3)	95.07	0.715	09:58:54.875
4 -	36.241	25.161		1:01.402 (1)	96.18		09:59:56.277
5 -	36.351	25.371		1:01.722 (2)	95.68	0.320	10:00:57.999

BMCRC - MRO Championships 2022 - Rnd 2 @ Silverstone National

BMCRC-RKB F1 & F2 Sidecars

RACE 19 - SECTOR ANALYSIS



SECTOR 1 = FL to I1, SECTOR 2 = I1 to FL, DIFF = Difference To Personal Best Lap, P = Crossed Finish Line in Pit Lane, D = Time Disallowed

P7 44 F2 KING / SIGSWORTH		Lumley Ireson F2 - T E Solutions uk				
IDEAL LAP TIME : 1:05.623		BEST LAP TIME : 1:05.748		DIFFERENCE : 0.125		
LAP	SECTOR 1	SECTOR 2	LAP TIME	MPH	DIFF	TIME OF DAY
1 -		28.392	1:11.275	82.85	5.527	09:56:36.928
2 -	38.330	27.700	1:06.030 (3)	89.43	0.282	09:57:42.958
3 -	38.326	27.784	1:06.110	89.33	0.362	09:58:49.068
4 -	38.160	27.652	1:05.812 (2)	89.73	0.064	09:59:54.880
5 -	38.285	27.463	1:05.748 (1)	89.82		10:01:00.628

P8 23 F2 J SAUNDERS / R SAUNDERS		Baker HONDA - Vacuum & Pressure Leeds				
IDEAL LAP TIME : 1:04.858		BEST LAP TIME : 1:05.423		DIFFERENCE : 0.565		
LAP	SECTOR 1	SECTOR 2	LAP TIME	MPH	DIFF	TIME OF DAY
1 -		28.875	1:13.329	80.53	7.906	09:56:38.982
2 -	38.846	27.226	1:06.072	89.38	0.649	09:57:45.054
3 -	38.934	26.758	1:05.692 (3)	89.89	0.269	09:58:50.746
4 -	38.100	27.323	1:05.423 (1)	90.26		09:59:56.169
5 -	38.351	27.275	1:05.626 (2)	89.98	0.203	10:01:01.795

P9 69 F2 LAMBERT / MCBRIDE		LCR HONDA - graham anne ward				
IDEAL LAP TIME : 1:04.943		BEST LAP TIME : 1:04.943		DIFFERENCE : 0.000		
LAP	SECTOR 1	SECTOR 2	LAP TIME	MPH	DIFF	TIME OF DAY
1 -		28.165	1:12.665	81.27	7.722	09:56:38.318
2 -	38.865	27.246	1:06.111 (3)	89.32	1.168	09:57:44.429
3 -	39.810	27.225	1:07.035	88.09	2.092	09:58:51.464
4 -	38.545	27.176	1:05.721 (2)	89.85	0.778	09:59:57.185
5 -	37.962	26.981	1:04.943 (1)	90.93		10:01:02.128

P10 62 F1 WRIGHT / BAILEY		RYDE YAMAHA - Stainless Steel Designs Ltd.				
IDEAL LAP TIME : 1:06.210		BEST LAP TIME : 1:06.210		DIFFERENCE : 0.000		
LAP	SECTOR 1	SECTOR 2	LAP TIME	MPH	DIFF	TIME OF DAY
1 -		27.631	1:10.726	83.50	4.516	09:56:36.379
2 -	39.857	27.989	1:07.846	87.04	1.636	09:57:44.225
3 -	40.206	27.513	1:07.719 (3)	87.20	1.509	09:58:51.944
4 -	39.020	27.190	1:06.210 (1)	89.19		09:59:58.154
5 -	39.046	27.369	1:06.415 (2)	88.92	0.205	10:01:04.569

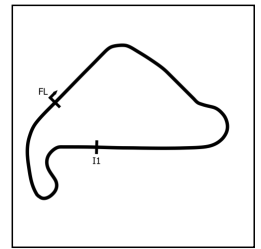
P11 84 F2 COSTELLO / COOKE		LCR KAWASAKI - FROG PROPERTY DEVELOPMENTS LTD				
IDEAL LAP TIME : 1:05.868		BEST LAP TIME : 1:05.868		DIFFERENCE : 0.000		
LAP	SECTOR 1	SECTOR 2	LAP TIME	MPH	DIFF	TIME OF DAY
1 -		29.298	1:12.452	81.51	6.584	09:56:38.105
2 -	39.047	27.770	1:06.817 (3)	88.38	0.949	09:57:44.922
3 -	39.506	27.654	1:07.160	87.93	1.292	09:58:52.082
4 -	39.130	27.499	1:06.629 (2)	88.63	0.761	09:59:58.711
5 -	38.376	27.492	1:05.868 (1)	89.65		10:01:04.579

P12 17 F2 THOMAS / COLE		Ireson HONDA - Team Walters And Thomas Sidecar racing				
IDEAL LAP TIME : 1:06.243		BEST LAP TIME : 1:06.459		DIFFERENCE : 0.216		
LAP	SECTOR 1	SECTOR 2	LAP TIME	MPH	DIFF	TIME OF DAY
1 -		29.298	1:13.225	80.65	6.766	09:56:38.878
2 -	38.837	28.068	1:06.905 (2)	88.26	0.446	09:57:45.783
3 -	39.472	27.870	1:07.342 (3)	87.69	0.883	09:58:53.125
4 -	39.053	27.406	1:06.459 (1)	88.86		09:59:59.584
5 -	39.436	28.385	1:07.821	87.07	1.362	10:01:07.405

BMCRC - MRO Championships 2022 - Rnd 2 @ Silverstone National

BMCRC-RKB F1 & F2 Sidecars

RACE 19 - SECTOR ANALYSIS



SECTOR 1 = FL to I1, SECTOR 2 = I1 to FL, DIFF = Difference To Personal Best Lap, P = Crossed Finish Line in Pit Lane, D = Time Disallowed

P13 121 F1		LAWRENCE / HUGHES		LCR YAMAHA - highfield transport, JHM autos			
IDEAL LAP TIME : 1:07.265		BEST LAP TIME : 1:07.583		DIFFERENCE : 0.318			
LAP	SECTOR 1	SECTOR 2	LAP TIME	MPH	DIFF	TIME OF DAY	
1 -		28.843	1:13.989	79.81	6.406	09:56:39.642	
2 -	39.408	28.190	1:07.598 (2)	87.36	0.015	09:57:47.240	
3 -	39.853	28.608	1:08.461	86.26	0.878	09:58:55.701	
4 -	39.217	28.366	1:07.583 (1)	87.38		10:00:03.284	
5 -	39.659	28.048	1:07.707 (3)	87.22	0.124	10:01:10.991	

P14 2 BSB		HOLDEN / PITT		LCR F2 - Barnes Racing			
IDEAL LAP TIME : 1:01.593		BEST LAP TIME : 1:01.597		DIFFERENCE : 0.004			
LAP	SECTOR 1	SECTOR 2	LAP TIME	MPH	DIFF	TIME OF DAY	
1 -		26.229	1:37.903	60.32	36.306	09:57:03.556	
2 -	36.329	26.328	1:02.657	94.25	1.060	09:58:06.213	
3 -	36.508	25.604	1:02.112 (2)	95.08	0.515	09:59:08.325	
4 -	35.989	25.608	1:01.597 (1)	95.87		10:00:09.922	
5 -	36.850	25.746	1:02.596 (3)	94.34	0.999	10:01:12.518	

P15 38 F2		MOSS / GEDDES		Shelbourne YAMAHA R6 - LifeSafety Motorsport - CharlieMossI			
IDEAL LAP TIME : 1:08.641		BEST LAP TIME : 1:08.641		DIFFERENCE : 0.000			
LAP	SECTOR 1	SECTOR 2	LAP TIME	MPH	DIFF	TIME OF DAY	
1 -		28.891	1:14.559	79.20	5.918	09:56:40.212	
2 -	40.528	28.884	1:09.412	85.08	0.771	09:57:49.624	
3 -	40.225	28.416	1:08.641 (1)	86.03		09:58:58.265	
4 -	40.251	28.817	1:09.068 (2)	85.50	0.427	10:00:07.333	
5 -	40.545	28.674	1:09.219 (3)	85.31	0.578	10:01:16.552	

P16 67 F1		JEFFREY / FIELD		Windle F1 - MJP racing			
IDEAL LAP TIME : 1:08.640		BEST LAP TIME : 1:08.984		DIFFERENCE : 0.344			
LAP	SECTOR 1	SECTOR 2	LAP TIME	MPH	DIFF	TIME OF DAY	
1 -		30.193	1:15.516	78.20	6.532	09:56:41.169	
2 -	40.277	28.707	1:08.984 (1)	85.60		09:57:50.153	
3 -	40.434	29.196	1:09.630 (2)	84.81	0.646	09:58:59.783	
4 -	41.265	29.417	1:10.682	83.55	1.698	10:00:10.465	
5 -	39.933	29.706	1:09.639 (3)	84.80	0.655	10:01:20.104	

P17 167 F2		PETTMAN / DAWKINS		Windle 600 YAMAHA - Wesso Racing			
IDEAL LAP TIME : 1:11.088		BEST LAP TIME : 1:11.242		DIFFERENCE : 0.154			
LAP	SECTOR 1	SECTOR 2	LAP TIME	MPH	DIFF	TIME OF DAY	
1 -		30.018	1:17.419	76.28	6.177	09:56:43.072	
2 -	41.718	29.677	1:11.395 (2)	82.71	0.153	09:57:54.467	
3 -	41.872	29.370	1:11.242 (1)	82.89		09:59:05.709	
4 -	42.030	29.624	1:11.654 (3)	82.41	0.412	10:00:17.363	
5 -	42.017	29.719	1:11.736	82.32	0.494	10:01:29.099	

P18 100 F1		WILSON / STOREY		WINDLE SUZUKI - Mick Bagnall Racing			
IDEAL LAP TIME : 1:11.534		BEST LAP TIME : 1:11.534		DIFFERENCE : 0.000			
LAP	SECTOR 1	SECTOR 2	LAP TIME	MPH	DIFF	TIME OF DAY	
1 -		30.567	1:22.647	71.45	11.113	09:56:48.300	
2 -	43.740	31.028	1:14.768	78.98	3.234	09:58:03.068	
3 -	43.798	30.394	1:14.192 (3)	79.59	2.658	09:59:17.260	
4 -	42.256	29.278	1:11.534 (1)	82.55		10:00:28.794	
5 -	43.614	30.140	1:13.754 (2)	80.07	2.220	10:01:42.548	

BMCRC - MRO Championships 2022 - Rnd 2 @ Silverstone National

BMCRC-RKB F1 & F2 Sidecars

RACE 19 - SECTOR ANALYSIS



SECTOR 1 = FL to I1, SECTOR 2 = I1 to FL, DIFF = Difference To Personal Best Lap, P = Crossed Finish Line in Pit Lane, D = Time Disallowed

P19		19 F1		MACBRIDE / KNIGHT		LCR SUZUKI - Lifesafety Motorsport	
IDEAL LAP TIME : 1:18.796		BEST LAP TIME : 1:19.605		DIFFERENCE : 0.809			
LAP	SECTOR 1	SECTOR 2	LAP TIME	MPH	DIFF	TIME OF DAY	
1 -		32.553	1:25.658	68.94	6.053	09:56:51.311	
2 -	46.243	33.362	1:19.605 (1)	74.18		09:58:10.916	
3 -	47.409	34.340	1:21.749 (3)	72.24	2.144	09:59:32.665	
4 -	47.633	33.909	1:21.542 (2)	72.42	1.937	10:00:54.207	

P20		5 BSB		BIGGS / TAYLOR		LCR Yamaha - Express Tyre Service/Santander Salt	
IDEAL LAP TIME : 1:04.757		BEST LAP TIME : 1:04.757		DIFFERENCE : 0.000			
LAP	SECTOR 1	SECTOR 2	LAP TIME	MPH	DIFF	TIME OF DAY	
1 -		31.115	1:26.241	68.47	21.484	09:56:51.894	
2 -	38.420	26.337	1:04.757 (1)	91.19		09:57:56.651	
3 -	46.033	IN PIT	1:22.776 P	71.34	18.019	09:59:19.427	

P21		144 BSB		FOUND'S / LOWTHER		LCR YAMAHA R6 - Brian Gray Powerbiking	
IDEAL LAP TIME :		BEST LAP TIME :		DIFFERENCE :			
LAP	SECTOR 1	SECTOR 2	LAP TIME	MPH	DIFF	TIME OF DAY	
1 -		IN PIT	1:15.489 P	78.23		09:56:41.142	

BMCRC - MRO Championships 2022 - Rnd 2 @ Silverstone National

BMCRC-RKB F1 & F2 Sidecars

RACE 19 - BEST SECTORS

SECTOR 1			SECTOR 2			IDEAL / BEST COMPARISON						
POS	NO	NAME	TIME	NO	NAME	TIME	POS	NO	NAME	IDEAL	BEST	DIFF
1	991	GUY / PILMOOR-BRADY	35.095	41	PEACH / EDWARDS	25.062	1	7	R.CROWE / C.CROWE	1:00.230	1:00.469	0.239
2	7	R.CROWE / C.CROWE	35.134	7	R.CROWE / C.CROWE	25.096	2	991	GUY / PILMOOR-BRA	1:00.418	1:00.550	0.132
3	2	HOLDEN / PITT	35.989	93	HOLDEN / LAWRENCE	25.161	3	93	HOLDEN / LAWRENC	1:01.402	1:01.402	0.000
4	93	HOLDEN / LAWRENCE	36.241	991	GUY / PILMOOR-BRADY	25.323	4	41	PEACH / EDWARDS	1:01.470	1:01.683	0.213
5	41	PEACH / EDWARDS	36.408	2	HOLDEN / PITT	25.604	5	2	HOLDEN / PITT	1:01.593	1:01.597	0.004
6	14	LOCKEY / ROSTRON	37.577	5	BIGGS / TAYLOR	26.337	6	14	LOCKEY / ROSTRON	1:04.345	1:04.484	0.139
7	117	POTTINGER / DODD	37.935	117	POTTINGER / DODD	26.662	7	117	POTTINGER / DODD	1:04.597	1:04.597	0.000
8	69	LAMBERT / MCBRIDE	37.962	23	J SAUNDERS / R SAUNDERS	26.758	8	5	BIGGS / TAYLOR	1:04.757	1:04.757	0.000
9	23	J SAUNDERS / R SAUNDERS	38.100	14	LOCKEY / ROSTRON	26.768	9	23	J SAUNDERS / R SAL	1:04.858	1:05.423	0.565
10	44	KING / SIGSWORTH	38.160	69	LAMBERT / MCBRIDE	26.981	10	69	LAMBERT / MCBRIDE	1:04.943	1:04.943	0.000
11	84	COSTELLO / COOKE	38.376	62	WRIGHT / BAILEY	27.190	11	44	KING / SIGSWORTH	1:05.623	1:05.748	0.125
12	5	BIGGS / TAYLOR	38.420	17	THOMAS / COLE	27.406	12	84	COSTELLO / COOKE	1:05.868	1:05.868	0.000
13	17	THOMAS / COLE	38.837	44	KING / SIGSWORTH	27.463	13	62	WRIGHT / BAILEY	1:06.210	1:06.210	0.000
14	62	WRIGHT / BAILEY	39.020	84	COSTELLO / COOKE	27.492	14	17	THOMAS / COLE	1:06.243	1:06.459	0.216
15	121	LAWRENCE / HUGHES	39.217	121	LAWRENCE / HUGHES	28.048	15	121	LAWRENCE / HUGHE	1:07.265	1:07.583	0.318
16	67	JEFFREY / FIELD	39.933	38	MOSS / GEDDES	28.416	16	67	JEFFREY / FIELD	1:08.640	1:08.984	0.344
17	38	MOSS / GEDDES	40.225	67	JEFFREY / FIELD	28.707	17	38	MOSS / GEDDES	1:08.641	1:08.641	0.000
18	167	PETTMAN / DAWKINS	41.718	100	WILSON / STOREY	29.278	18	167	PETTMAN / DAWKINS	1:11.088	1:11.242	0.154
19	100	WILSON / STOREY	42.256	167	PETTMAN / DAWKINS	29.370	19	100	WILSON / STOREY	1:11.534	1:11.534	0.000
20	19	MACBRIDE / KNIGHT	46.243	19	MACBRIDE / KNIGHT	32.553	20	19	MACBRIDE / KNIGHT	1:18.796	1:19.605	0.809
21							21	144	FOUND / LOWTHER			
22												

BMCRC - MRO Championships 2022 - Rnd 2 @ Silverstone National

BMCRC-RKB F1 & F2 Sidecars

RACE 19 - STATISTICS

Competitors Started	21
Planned Start	2022-04-03 @ 09:45:00.000
Actual Start	2022-04-03 @ 09:55:25.653
Finish Time	2022-04-03 @ 10:00:32.739
Track Length	1.6404mi.
Total Laps	98
Total Distance Covered	160.7654mi.

Session Fastest Lap History

NO	CL	NAME	LAP TIME	TIME OF DAY	LAP	VEHICLE
991	F1	GUY / PILMOOR-BRADY	1:00.550	09:57:29.597	2	LCR SUZUKI
7	BSB	R.CROWE / C.CROWE	1:00.469	09:57:30.751	2	HCR TRIUMPH 675

Session Leader History

NO	CL	NAME	FROM LAP	LAPS LED	DISTANCE	VEHICLE
991	F1	GUY / PILMOOR-BRADY	1	4	6.56 miles	LCR SUZUKI
7	BSB	R.CROWE / C.CROWE	5	1	1.64 miles	HCR TRIUMPH 675

Flag History

TYPE	TIME OF DAY
GREEN	09:55:25.653
FINISH	10:00:32.739

Flag Statistics

TYPE	COUNT	TOTAL LAPS	TOTAL TIME
Green	1	5	6:51.043
Red	0	0	0.000
Safety Car	0	0	0.000
FCY	0	0	0.000

BMCRC - MRO Championships 2022 - Rnd 2 @ Silverstone National

BMCRC-RKB F1 & F2 Sidecars

RACE 19 - STATISTICS

CLASS : F1

7 Starters

Fastest Lap History

NO	NAME	LAP TIME	TIME OF DAY	LAP	VEHICLE
991	GUY / PILMOOR-BRADY	1:00.550	09:57:29.597	2	LCR SUZUKI

Leader History

NO	NAME	FROM LAP	LAPS LED	DISTANCE	VEHICLE
991	GUY / PILMOOR-BRADY	1	5	8.20 miles	LCR SUZUKI

BMCRC - MRO Championships 2022 - Rnd 2 @ Silverstone National

BMCRC-RKB F1 & F2 Sidecars

RACE 19 - STATISTICS

CLASS : F2

7 Starters

Fastest Lap History

NO	NAME	LAP TIME	TIME OF DAY	LAP	VEHICLE
44	KING / SIGSWORTH	1:06.030	09:57:42.969	2	Lumley Ireson F2
23	J SAUNDERS / R SAUNDERS	1:05.692	09:58:50.746	3	Baker HONDA
23	J SAUNDERS / R SAUNDERS	1:05.423	09:59:56.169	4	Baker HONDA
69	LAMBERT / MCBRIDE	1:04.943	10:01:02.120	5	LCR HONDA

Leader History

NO	NAME	FROM LAP	LAPS LED	DISTANCE	VEHICLE
44	KING / SIGSWORTH	1	5	8.20 miles	Lumley Ireson F2

BMCRC - MRO Championships 2022 - Rnd 2 @ Silverstone National

BMCRC-RKB F1 & F2 Sidecars

RACE 19 - STATISTICS

CLASS : BSB

7 Starters

Fastest Lap History

NO	NAME	LAP TIME	TIME OF DAY	LAP	VEHICLE
7	R.CROWE / C.CROWE	1:00.469	09:57:30.751	2	HCR TRIUMPH 675

Leader History

NO	NAME	FROM LAP	LAPS LED	DISTANCE	VEHICLE
7	R.CROWE / C.CROWE	1	5	8.20 miles	HCR TRIUMPH 675

BMCRC - MRO Championships 2022 - Rnd 2 @ Silverstone National

BMCRC-RKB F1 & F2 Sidecars

RACE 10 - GRID (8 Laps)

ROW 13	26	40	GRAHAM / BAKER	25	37	MORPHET / REILLY
ROW 12	24	91	WILLIAMS / STOKOE	23	13	HANDCOCK / PARKER
ROW 11			1:19.605			1:11.534
ROW 11	22	19	MACBRIDE / KNIGHT	21	100	WILSON / STOREY
ROW 10			1:11.242			
ROW 10	20	167	PETTMAN / DAWKINS	19	95	REMNANT / TILLEY
ROW 9			1:08.984			1:08.641
ROW 9	18	67	JEFFREY / FIELD	17	38	MOSS / GEDDES
ROW 8			1:07.583			1:06.459
ROW 8	16	121	LAWRENCE / HUGHES	15	17	THOMAS / COLE
ROW 7			1:06.210			1:05.868
ROW 7	14	62	WRIGHT / BAILEY	13	84	COSTELLO / COOKE
ROW 6			1:05.748			1:05.423
ROW 6	12	44	KING / SIGSWORTH	11	23	J SAUNDERS / R SAUNDERS
ROW 5						1:04.943
ROW 5	10	144	FOUNDS / LOWTHER	9	69	LAMBERT / MCBRIDE
ROW 4			1:04.757			1:04.597
ROW 4	8	5	BIGGS / TAYLOR	7	117	POTTINGER / DODD
ROW 3			1:04.484			1:01.683
ROW 3	6	14	LOCKEY / ROSTRON	5	41	PEACH / EDWARDS
ROW 2			1:01.597			1:01.402
ROW 2	4	2	HOLDEN / PITT	3	93	HOLDEN / LAWRENCE
ROW 1			1:00.550			1:00.469
ROW 1	2	991	GUY / PILMOOR-BRADY	1	7	R.CROWE / C.CROWE
Pole						

Silverstone National: 1.6404 miles

These results are provisional until the conclusion of any judicial and technical matters.

Clerk Of Course :	Stewards :	Timekeeper : Craig Smith
-------------------	------------	--------------------------

Results can be found at www.tsl-timing.com

Printed - 10:05 Sunday, 03 April 2022





BMCRC - MRO Championships 2022 - Rnd 2 @ Silverstone National

BMCRC-RKB F1 & F2 Sidecars

RACE 10 - CLASSIFICATION

POS	NO	CL	PIC NAME	ENTRY	LAPS	TIME	GAP	DIFF	MPH	BEST	ON
1	991	F1	1 GUY / PILMOOR-BRADY	LCR SUZUKI -	8	8:04.681			97.47	59.759	3
2	7	BSB	1 R.CROWE / C.CROWE	HCR TRIUMPH 675 - Northern Fuels	8	8:04.730	0.049	0.049	97.46	1:00.013	5
3	93	BSB	2 HOLDEN / LAWRENCE	LCR KAWASAKI 600 - Holden racing	8	8:06.255	1.574	1.525	97.16	59.940	6
4	2	BSB	3 HOLDEN / PITT	LCR F2 - Barnes Racing	8	8:18.485	13.804	12.230	94.77	1:01.089	3
5	144	BSB	4 FOUNDS / LOWTHER	LCR YAMAHA R6 - Brian Gray Powerbiking	8	8:19.342	14.661	0.857	94.61	1:01.443	8
6	117	F1	2 POTTINGER / DODD	LCR YAMAHA - GB Precision Eng/Opal Fabrication	8	8:47.570	42.889	28.228	89.55	1:04.928	5
7	69	F2	1 LAMBERT / McBRIDE	LCR HONDA - graham anne ward	8	8:48.454	43.773	0.884	89.40	1:04.975	7
8	44	F2	2 KING / SIGSWORTH	Lumley Ireson F2 - T E Solutions uk	8	8:49.573	44.892	1.119	89.21	1:05.185	2
9	84	F2	3 COSTELLO / COOKE	LCR KAWASAKI - FROG PROPERTY DEVELOPMI	8	8:52.842	48.161	3.269	88.66	1:05.553	3
10	23	F2	4 J SAUNDERS / R SAUNDERS	Baker HONDA - Vacuum & Pressure Leeds	8	8:53.261	48.580	0.419	88.59	1:04.576	2
11	62	F1	3 WRIGHT / BAILEY	RYDE YAMAHA - Stainless Steel Designs Ltd.	8	8:53.553	48.872	0.292	88.54	1:05.284	4
12	14	BSB	5 LOCKEY / ROSTRON	- Real Racing	8	8:54.696	50.015	1.143	88.35	1:04.618	7
13	121	F1	4 LAWRENCE / HUGHES	LCR YAMAHA - highfield transport, JHM autos	8	9:05.204	1:00.523	10.508	86.65	1:05.706	6
14	17	F2	5 THOMAS / COLE	Ireson HONDA - Team Walters And Thomas Sidecar	8	9:07.154	1:02.473	1.950	86.34	1:06.547	3
15	95	F2	6 REMNANT / TILLEY	LUMLEY KAWASAKI -	8	9:13.181	1:08.500	6.027	85.40	1:08.097	4
16	67	F1	5 JEFFREY / FIELD	Windle F1 - MJP racing	7	8:05.368	1 Lap	1 Lap	85.17	1:08.336	5
17	38	F2	7 MOSS / GEDDES	Shelbourne YAMAHA R6 - LifeSafety Motorsport - C	7	8:10.692	1 Lap	5.324	84.24	1:08.509	3
18	167	F2	8 PETTMAN / DAWKINS	Windle 600 YAMAHA - Wesso Racing	7	8:23.221	1 Lap	12.529	82.14	1:10.493	2
19	19	F1	6 MACBRIDE / KNIGHT	LCR SUZUKI - Lifesafety Motorsport	6	8:12.059	2 Laps	1 Lap	72.01	1:20.660	3

NOT CLASSIFIED

DNF	41	BSB	PEACH / EDWARDS	LCR SIDECAR - Lifesafety Motorsport	4	4:26.144	4 Laps	2 Laps	88.75	1:01.634	2
-----	----	-----	-----------------	-------------------------------------	---	----------	--------	--------	-------	----------	---

FASTEST LAP

991	F1	GUY / PILMOOR-BRADY	LCR SUZUKI -	3	59.759	98.82 mph	159.04 kph
93	BSB	HOLDEN / LAWRENCE	LCR KAWASAKI 600 - Holden racing	6	59.940	98.52 mph	158.56 kph
23	F2	J SAUNDERS / R SAUNDERS	Baker HONDA - Vacuum & Pressure Leeds	2	1:04.576	91.45 mph	147.17 kph

Class F1 - 92.5% of Race Speed = 90.15 mph

Class BSB - 92.5% of Race Speed = 90.15 mph

Class F2 - 92.5% of Race Speed = 82.69 mph

Weather / Track : Cloudy / Dry

These results are provisional until the conclusion of any judicial and technical matters.

Race Distance: 8 Laps / 13.12 miles

Silverstone National: 1.6404 miles

Date: 03/04/2022 Start: 13:24 Finish: 13:32

Clerk Of Course :	Stewards :	Timekeeper : Craig Smith
-------------------	------------	--------------------------

Results can be found at www.tsl-timing.com

Printed - 13:34 Sunday, 03 April 2022



BMCRC - MRO Championships 2022 - Rnd 2 @ Silverstone National

BMCRC-RKB F1 & F2 Sidecars

RACE 10 - LAP CHART

LAP 1 @ 13:25:54.959

NO	BEHIND	LAP TIME
7		1:02.352
991	0.092	1:02.444
2	1.586	1:03.938
93	1.704	1:04.056
41	3.076	1:05.428
144	4.121	1:06.473
44	6.775	1:09.127
69	7.388	1:09.740
84	7.911	1:10.263
117	8.435	1:10.787
23	8.592	1:10.944
17	9.648	1:12.000
62	9.710	1:12.062
67	11.094	1:13.446
95	11.648	1:14.000
121	12.390	1:14.742
14	12.515	1:14.867
38	12.746	1:15.098
167	14.402	1:16.754
19	21.226	1:23.578

LAP 2 @ 13:26:55.315

NO	BEHIND	LAP TIME
7		1:00.356
991	0.065	1:00.329
93	1.960	1:00.612
2	2.782	1:01.552
41	4.354	1:01.634
144	5.711	1:01.946
44	11.604	1:05.185
69	12.525	1:05.493
23	12.812	1:04.576
117	13.700	1:05.621
84	14.055	1:06.500
62	15.019	1:05.665
17	16.281	1:06.989
67	19.088	1:08.350
14	19.268	1:07.109
95	19.970	1:08.678
121	20.685	1:08.651
38	21.674	1:09.284
167	24.539	1:10.493
19	41.775	1:20.905

LAP 3 @ 13:27:55.139

NO	BEHIND	LAP TIME
991		59.759
7	0.476	1:00.300
93	2.426	1:00.290
2	4.047	1:01.089
41	6.702	1:02.172
144	7.844	1:01.957
44	17.580	1:05.800
23	18.317	1:05.329
69	18.746	1:06.045
117	18.979	1:05.103
84	19.784	1:05.553
62	20.816	1:05.621
17	23.004	1:06.547
14	25.178	1:05.734
67	27.865	1:08.601
95	28.365	1:08.219

Weather / Track : Cloudy / Dry

Results can be found at www.tsl-timing.com

121	28.660	1:07.799
38	30.359	1:08.509
167	35.850	1:11.135

LAP 4 @ 13:28:55.520

NO	BEHIND	LAP TIME
991		1:00.381
7	0.384	1:00.289
93	2.091	1:00.046
19	1 Lap	1:20.660
2	5.272	1:01.606
144	9.219	1:01.756
44	22.851	1:05.652
41	23.231	1:16.910 P
23	23.416	1:05.480
117	24.133	1:05.535
69	24.141	1:05.776
84	24.991	1:05.588
62	25.719	1:05.284
17	29.523	1:06.900
14	30.029	1:05.232
67	35.914	1:08.430
95	36.081	1:08.097
121	36.286	1:08.007
38	39.079	1:09.101
167	46.972	1:11.503

LAP 5 @ 13:29:55.498

NO	BEHIND	LAP TIME
991		59.978
7	0.419	1:00.013
93	2.100	59.987
2	8.094	1:02.800
144	11.469	1:02.228
19	1 Lap	1:20.983
44	28.749	1:05.876
117	29.083	1:04.928
23	29.527	1:06.089
69	30.235	1:06.072
62	31.787	1:06.046
84	31.876	1:06.863
14	35.227	1:05.176
17	37.247	1:07.702
121	43.029	1:06.721
67	44.272	1:08.336
95	44.777	1:08.674
38	47.894	1:08.793
167	58.081	1:11.087

LAP 6 @ 13:30:55.523

NO	BEHIND	LAP TIME
991		1:00.025
7	0.553	1:00.159
93	2.015	59.940
2	10.015	1:01.946
144	13.231	1:01.787
117	34.445	1:05.387
44	34.893	1:06.169
69	35.267	1:05.057
23	36.820	1:07.318
84	37.995	1:06.144
62	38.726	1:06.964
14	42.453	1:07.251
17	45.361	1:08.139

19	1 Lap	1:23.705
121	48.710	1:05.706
95	53.381	1:08.629
67	53.461	1:09.214
38	56.758	1:08.889

LAP 7 @ 13:31:55.532

NO	BEHIND	LAP TIME
991		1:00.009
7	0.772	1:00.228
93	2.118	1:00.112
167	1 Lap	1:11.114
2	12.320	1:02.314
144	14.974	1:01.752
117	39.403	1:04.967
69	40.233	1:04.975
44	40.300	1:05.416
23	43.499	1:06.688
84	44.092	1:06.106
62	44.749	1:06.032
14	47.062	1:04.618
17	54.370	1:09.018
121	56.258	1:07.557
95	1:01.666	1:08.294

LAP 8 @ 13:32:57.288

NO	BEHIND	LAP TIME
991		1:01.756
7	0.049	1:01.033
67	1 Lap	1:08.991
93	1.574	1:01.212
38	1 Lap	1:11.018
19	2 Laps	1:22.228
2	13.804	1:03.240
144	14.661	1:01.443
167	1 Lap	1:11.135
117	42.889	1:05.242
69	43.773	1:05.296
44	44.892	1:06.348
84	48.161	1:05.825
23	48.580	1:06.837
62	48.872	1:05.879
14	50.015	1:04.709
121	1:00.523	1:06.021
17	1:02.473	1:09.859
95	1:08.500	1:08.590

Silverstone National: 1.6404 miles
Date: 03/04/2022 Start: 13:24 Finish: 13:32

Printed - 13:34 Sunday, 03 April 2022

BMCRC - MRO Championships 2022 - Rnd 2 @ Silverstone National

BMCRC-RKB F1 & F2 Sidecars

RACE 10 - SECTOR ANALYSIS



SECTOR 1 = FL to I1, SECTOR 2 = I1 to FL, DIFF = Difference To Personal Best Lap, P = Crossed Finish Line in Pit Lane, D = Time Disallowed

P1 991 F1 GUY / PILMOOR-BRADY		LCR SUZUKI -				
IDEAL LAP TIME : 59.675		BEST LAP TIME : 59.759		DIFFERENCE : 0.084		
LAP	SECTOR 1	SECTOR 2	LAP TIME	MPH	DIFF	TIME OF DAY
1 -		24.916	1:02.444	94.57	2.685	13:25:55.051
2 -	35.135	25.194	1:00.329	97.89	0.570	13:26:55.380
3 -	35.015	24.744	59.759 (1)	98.82		13:27:55.139
4 -	35.178	25.203	1:00.381	97.80	0.622	13:28:55.520
5 -	34.931	25.047	59.978 (2)	98.46	0.219	13:29:55.498
6 -	35.055	24.970	1:00.025	98.38	0.266	13:30:55.523
7 -	35.224	24.785	1:00.009 (3)	98.41	0.250	13:31:55.532
8 -	35.143	26.613	1:01.756	95.62	1.997	13:32:57.288

P2 7 BSB R.CROWE / C.CROWE		HCR TRIUMPH 675 - Northern Fuels				
IDEAL LAP TIME : 59.810		BEST LAP TIME : 1:00.013		DIFFERENCE : 0.203		
LAP	SECTOR 1	SECTOR 2	LAP TIME	MPH	DIFF	TIME OF DAY
1 -		25.153	1:02.352	94.71	2.339	13:25:54.959
2 -	35.533	24.823	1:00.356	97.84	0.343	13:26:55.315
3 -	35.488	24.812	1:00.300	97.93	0.287	13:27:55.615
4 -	35.067	25.222	1:00.289	97.95	0.276	13:28:55.904
5 -	35.165	24.848	1:00.013 (1)	98.40		13:29:55.917
6 -	35.002	25.157	1:00.159 (2)	98.16	0.146	13:30:56.076
7 -	35.169	25.059	1:00.228 (3)	98.05	0.215	13:31:56.304
8 -	34.998	26.035	1:01.033	96.76	1.020	13:32:57.337

P3 93 BSB HOLDEN / LAWRENCE		LCR KAWASAKI 600 - Holden racing				
IDEAL LAP TIME : 59.689		BEST LAP TIME : 59.940		DIFFERENCE : 0.251		
LAP	SECTOR 1	SECTOR 2	LAP TIME	MPH	DIFF	TIME OF DAY
1 -		24.724	1:04.056	92.19	4.116	13:25:56.663
2 -	35.946	24.666	1:00.612	97.43	0.672	13:26:57.275
3 -	35.467	24.823	1:00.290	97.95	0.350	13:27:57.565
4 -	35.224	24.822	1:00.046 (3)	98.35	0.106	13:28:57.611
5 -	35.364	24.623	59.987 (2)	98.44	0.047	13:29:57.598
6 -	35.315	24.625	59.940 (1)	98.52		13:30:57.538
7 -	35.647	24.465	1:00.112	98.24	0.172	13:31:57.650
8 -	35.260	25.952	1:01.212	96.47	1.272	13:32:58.862

P4 2 BSB HOLDEN / PITT		LCR F2 - Barnes Racing				
IDEAL LAP TIME : 1:01.069		BEST LAP TIME : 1:01.089		DIFFERENCE : 0.020		
LAP	SECTOR 1	SECTOR 2	LAP TIME	MPH	DIFF	TIME OF DAY
1 -		25.575	1:03.938	92.36	2.849	13:25:56.545
2 -	35.965	25.587	1:01.552 (2)	95.94	0.463	13:26:58.097
3 -	35.494	25.595	1:01.089 (1)	96.67		13:27:59.186
4 -	35.776	25.830	1:01.606 (3)	95.86	0.517	13:29:00.792
5 -	36.826	25.974	1:02.800	94.03	1.711	13:30:03.592
6 -	36.022	25.924	1:01.946	95.33	0.857	13:31:05.538
7 -	36.374	25.940	1:02.314	94.77	1.225	13:32:07.852
8 -	37.018	26.222	1:03.240	93.38	2.151	13:33:11.092

P5 144 BSB FOUNDS / LOWTHER		LCR YAMAHA R6 - Brian Gray Powerbiking				
IDEAL LAP TIME : 1:01.409		BEST LAP TIME : 1:01.443		DIFFERENCE : 0.034		
LAP	SECTOR 1	SECTOR 2	LAP TIME	MPH	DIFF	TIME OF DAY
1 -		26.073	1:06.473	88.84	5.030	13:25:59.080
2 -	36.480	25.466	1:01.946	95.33	0.503	13:27:01.026
3 -	36.336	25.621	1:01.957	95.31	0.514	13:28:02.983
4 -	36.122	25.634	1:01.756 (3)	95.62	0.313	13:29:04.739
5 -	36.588	25.640	1:02.228	94.90	0.785	13:30:06.967
6 -	36.158	25.629	1:01.787	95.58	0.344	13:31:08.754
7 -	36.047	25.705	1:01.752 (2)	95.63	0.309	13:32:10.506
8 -	35.943	25.500	1:01.443 (1)	96.11		13:33:11.949

BMCRC - MRO Championships 2022 - Rnd 2 @ Silverstone National

BMCRC-RKB F1 & F2 Sidecars

RACE 10 - SECTOR ANALYSIS



SECTOR 1 = FL to I1, SECTOR 2 = I1 to FL, DIFF = Difference To Personal Best Lap, P = Crossed Finish Line in Pit Lane, D = Time Disallowed

P6 117 F1		POTTINGER / DODD		LCR YAMAHA - GB Precision Eng/Opal Fabrication			
IDEAL LAP TIME : 1:04.612		BEST LAP TIME : 1:04.928		DIFFERENCE : 0.316			
LAP	SECTOR 1	SECTOR 2	LAP TIME	MPH	DIFF	TIME OF DAY	
1 -		27.205	1:10.787	83.42	5.859	13:26:03.394	
2 -	38.771	26.850	1:05.621	89.99	0.693	13:27:09.015	
3 -	38.193	26.910	1:05.103 (3)	90.71	0.175	13:28:14.118	
4 -	38.321	27.214	1:05.535	90.11	0.607	13:29:19.653	
5 -	37.975	26.953	1:04.928 (1)	90.95		13:30:24.581	
6 -	38.750	26.637	1:05.387	90.31	0.459	13:31:29.968	
7 -	38.306	26.661	1:04.967 (2)	90.90	0.039	13:32:34.935	
8 -	38.273	26.969	1:05.242	90.51	0.314	13:33:40.177	

P7 69 F2		LAMBERT / McBRIDE		LCR HONDA - graham anne ward			
IDEAL LAP TIME : 1:04.754		BEST LAP TIME : 1:04.975		DIFFERENCE : 0.221			
LAP	SECTOR 1	SECTOR 2	LAP TIME	MPH	DIFF	TIME OF DAY	
1 -		27.759	1:09.740	84.68	4.765	13:26:02.347	
2 -	38.556	26.937	1:05.493	90.17	0.518	13:27:07.840	
3 -	39.089	26.956	1:06.045	89.41	1.070	13:28:13.885	
4 -	38.624	27.152	1:05.776	89.78	0.801	13:29:19.661	
5 -	38.853	27.219	1:06.072	89.38	1.097	13:30:25.733	
6 -	38.452	26.605	1:05.057 (2)	90.77	0.082	13:31:30.790	
7 -	38.149	26.826	1:04.975 (1)	90.89		13:32:35.765	
8 -	38.589	26.707	1:05.296 (3)	90.44	0.321	13:33:41.061	

P8 44 F2		KING / SIGSWORTH		Lumley Ireson F2 - T E Solutions uk			
IDEAL LAP TIME : 1:05.094		BEST LAP TIME : 1:05.185		DIFFERENCE : 0.091			
LAP	SECTOR 1	SECTOR 2	LAP TIME	MPH	DIFF	TIME OF DAY	
1 -		27.696	1:09.127	85.43	3.942	13:26:01.734	
2 -	38.106	27.079	1:05.185 (1)	90.59		13:27:06.919	
3 -	38.371	27.429	1:05.800	89.75	0.615	13:28:12.719	
4 -	38.015	27.637	1:05.652 (3)	89.95	0.467	13:29:18.371	
5 -	38.281	27.595	1:05.876	89.64	0.691	13:30:24.247	
6 -	38.895	27.274	1:06.169	89.25	0.984	13:31:30.416	
7 -	38.131	27.285	1:05.416 (2)	90.27	0.231	13:32:35.832	
8 -	38.447	27.901	1:06.348	89.01	1.163	13:33:42.180	

P9 84 F2		COSTELLO / COOKE		LCR KAWASAKI - FROG PROPERTY DEVELOPMENTS LTD			
IDEAL LAP TIME : 1:05.333		BEST LAP TIME : 1:05.553		DIFFERENCE : 0.220			
LAP	SECTOR 1	SECTOR 2	LAP TIME	MPH	DIFF	TIME OF DAY	
1 -		27.600	1:10.263	84.04	4.710	13:26:02.870	
2 -	38.665	27.835	1:06.500	88.80	0.947	13:27:09.370	
3 -	38.148	27.405	1:05.553 (1)	90.08		13:28:14.923	
4 -	38.272	27.316	1:05.588 (2)	90.04	0.035	13:29:20.511	
5 -	38.801	28.062	1:06.863	88.32	1.310	13:30:27.374	
6 -	38.934	27.210	1:06.144	89.28	0.591	13:31:33.518	
7 -	38.921	27.185	1:06.106	89.33	0.553	13:32:39.624	
8 -	38.501	27.324	1:05.825 (3)	89.71	0.272	13:33:45.449	

P10 23 F2		J SAUNDERS / R SAUNDERS		Baker HONDA - Vacuum & Pressure Leeds			
IDEAL LAP TIME : 1:04.576		BEST LAP TIME : 1:04.576		DIFFERENCE : 0.000			
LAP	SECTOR 1	SECTOR 2	LAP TIME	MPH	DIFF	TIME OF DAY	
1 -		27.100	1:10.944	83.24	6.368	13:26:03.551	
2 -	38.115	26.461	1:04.576 (1)	91.45		13:27:08.127	
3 -	38.372	26.957	1:05.329 (2)	90.39	0.753	13:28:13.456	
4 -	38.292	27.188	1:05.480 (3)	90.19	0.904	13:29:18.936	
5 -	38.738	27.351	1:06.089	89.35	1.513	13:30:25.025	
6 -	39.384	27.934	1:07.318	87.72	2.742	13:31:32.343	
7 -	38.811	27.877	1:06.688	88.55	2.112	13:32:39.031	
8 -	39.062	27.775	1:06.837	88.35	2.261	13:33:45.868	

BMCRC - MRO Championships 2022 - Rnd 2 @ Silverstone National

BMCRC-RKB F1 & F2 Sidecars

RACE 10 - SECTOR ANALYSIS



SECTOR 1 = FL to I1, SECTOR 2 = I1 to FL, DIFF = Difference To Personal Best Lap, P = Crossed Finish Line in Pit Lane, D = Time Disallowed

P11 62 F1		WRIGHT / BAILEY		RYDE YAMAHA - Stainless Steel Designs Ltd.		
IDEAL LAP TIME : 1:05.079		BEST LAP TIME : 1:05.284		DIFFERENCE : 0.205		
LAP	SECTOR 1	SECTOR 2	LAP TIME	MPH	DIFF	TIME OF DAY
1 -		27.864	1:12.062	81.95	6.778	13:26:04.669
2 -	38.634	27.031	1:05.665 (3)	89.93	0.381	13:27:10.334
3 -	38.722	26.899	1:05.621 (2)	89.99	0.337	13:28:15.955
4 -	38.696	26.588	1:05.284 (1)	90.46		13:29:21.239
5 -	38.876	27.170	1:06.046	89.41	0.762	13:30:27.285
6 -	39.804	27.160	1:06.964	88.19	1.680	13:31:34.249
7 -	39.094	26.938	1:06.032	89.43	0.748	13:32:40.281
8 -	38.491	27.388	1:05.879	89.64	0.595	13:33:46.160

P12 14 BSB		LOCKEY / ROSTRON		- Real Racing		
IDEAL LAP TIME : 1:04.396		BEST LAP TIME : 1:04.618		DIFFERENCE : 0.222		
LAP	SECTOR 1	SECTOR 2	LAP TIME	MPH	DIFF	TIME OF DAY
1 -		29.600	1:14.867	78.88	10.249	13:26:07.474
2 -	38.968	28.141	1:07.109	88.00	2.491	13:27:14.583
3 -	38.314	27.420	1:05.734	89.84	1.116	13:28:20.317
4 -	38.129	27.103	1:05.232	90.53	0.614	13:29:25.549
5 -	38.054	27.122	1:05.176 (3)	90.61	0.558	13:30:30.725
6 -	38.105	29.146	1:07.251	87.81	2.633	13:31:37.976
7 -	37.677	26.941	1:04.618 (1)	91.39		13:32:42.594
8 -	37.990	26.719	1:04.709 (2)	91.26	0.091	13:33:47.303

P13 121 F1		LAWRENCE / HUGHES		LCR YAMAHA - highfield transport, JHM autos		
IDEAL LAP TIME : 1:05.578		BEST LAP TIME : 1:05.706		DIFFERENCE : 0.128		
LAP	SECTOR 1	SECTOR 2	LAP TIME	MPH	DIFF	TIME OF DAY
1 -		29.893	1:14.742	79.01	9.036	13:26:07.349
2 -	39.809	28.842	1:08.651	86.02	2.945	13:27:16.000
3 -	39.246	28.553	1:07.799	87.10	2.093	13:28:23.799
4 -	39.230	28.777	1:08.007	86.83	2.301	13:29:31.806
5 -	39.439	27.282	1:06.721 (3)	88.51	1.015	13:30:38.527
6 -	38.296	27.410	1:05.706 (1)	89.88		13:31:44.233
7 -	40.044	27.513	1:07.557	87.41	1.851	13:32:51.790
8 -	38.545	27.476	1:06.021 (2)	89.45	0.315	13:33:57.811

P14 17 F2		THOMAS / COLE		Ireson HONDA - Team Walters And Thomas Sidecar racing		
IDEAL LAP TIME : 1:06.547		BEST LAP TIME : 1:06.547		DIFFERENCE : 0.000		
LAP	SECTOR 1	SECTOR 2	LAP TIME	MPH	DIFF	TIME OF DAY
1 -		27.860	1:12.000	82.02	5.453	13:26:04.607
2 -	39.044	27.945	1:06.989 (3)	88.15	0.442	13:27:11.596
3 -	38.874	27.673	1:06.547 (1)	88.74		13:28:18.143
4 -	39.072	27.828	1:06.900 (2)	88.27	0.353	13:29:25.043
5 -	39.565	28.137	1:07.702	87.23	1.155	13:30:32.745
6 -	39.634	28.505	1:08.139	86.67	1.592	13:31:40.884
7 -	39.651	29.367	1:09.018	85.56	2.471	13:32:49.902
8 -	40.751	29.108	1:09.859	84.53	3.312	13:33:59.761

P15 95 F2		REMNANT / TILLEY		LUMLEY KAWASAKI -		
IDEAL LAP TIME : 1:08.012		BEST LAP TIME : 1:08.097		DIFFERENCE : 0.085		
LAP	SECTOR 1	SECTOR 2	LAP TIME	MPH	DIFF	TIME OF DAY
1 -		29.210	1:14.000	79.80	5.903	13:26:06.607
2 -	39.843	28.835	1:08.678	85.99	0.581	13:27:15.285
3 -	39.639	28.580	1:08.219 (2)	86.56	0.122	13:28:23.504
4 -	39.630	28.467	1:08.097 (1)	86.72		13:29:31.601
5 -	39.917	28.757	1:08.674	85.99	0.577	13:30:40.275
6 -	39.997	28.632	1:08.629	86.05	0.532	13:31:48.904
7 -	39.912	28.382	1:08.294 (3)	86.47	0.197	13:32:57.198
8 -	39.939	28.651	1:08.590	86.10	0.493	13:34:05.788

BMCRC - MRO Championships 2022 - Rnd 2 @ Silverstone National

BMCRC-RKB F1 & F2 Sidecars

RACE 10 - SECTOR ANALYSIS



SECTOR 1 = FL to I1, SECTOR 2 = I1 to FL, DIFF = Difference To Personal Best Lap, P = Crossed Finish Line in Pit Lane, D = Time Disallowed

P16 67 F1		JEFFREY / FIELD		Windle F1 - MJP racing		
IDEAL LAP TIME : 1:08.200		BEST LAP TIME : 1:08.336		DIFFERENCE : 0.136		
LAP	SECTOR 1	SECTOR 2	LAP TIME	MPH	DIFF	TIME OF DAY
1 -		29.182	1:13.446	80.40	5.110	13:26:06.053
2 -	39.534	28.816	1:08.350 (2)	86.40	0.014	13:27:14.403
3 -	39.521	29.080	1:08.601	86.08	0.265	13:28:23.004
4 -	39.554	28.876	1:08.430 (3)	86.30	0.094	13:29:31.434
5 -	39.657	28.679	1:08.336 (1)	86.42		13:30:39.770
6 -	40.002	29.212	1:09.214	85.32	0.878	13:31:48.984
7 -	40.226	28.765	1:08.991	85.60	0.655	13:32:57.975

P17 38 F2		MOSS / GEDDES		Shelbourne YAMAHA R6 - LifeSafety Motorsport - CharlieMossI		
IDEAL LAP TIME : 1:08.509		BEST LAP TIME : 1:08.509		DIFFERENCE : 0.000		
LAP	SECTOR 1	SECTOR 2	LAP TIME	MPH	DIFF	TIME OF DAY
1 -		29.484	1:15.098	78.63	6.589	13:26:07.705
2 -	40.841	28.443	1:09.284	85.23	0.775	13:27:16.989
3 -	40.090	28.419	1:08.509 (1)	86.20		13:28:25.498
4 -	40.524	28.577	1:09.101	85.46	0.592	13:29:34.599
5 -	40.287	28.506	1:08.793 (2)	85.84	0.284	13:30:43.392
6 -	40.374	28.515	1:08.889 (3)	85.72	0.380	13:31:52.281
7 -	40.425	30.593	1:11.018	83.15	2.509	13:33:03.299

P18 167 F2		PETTMAN / DAWKINS		Windle 600 YAMAHA - Wesso Racing		
IDEAL LAP TIME : 1:10.493		BEST LAP TIME : 1:10.493		DIFFERENCE : 0.000		
LAP	SECTOR 1	SECTOR 2	LAP TIME	MPH	DIFF	TIME OF DAY
1 -		29.973	1:16.754	76.94	6.261	13:26:09.361
2 -	41.431	29.062	1:10.493 (1)	83.77		13:27:19.854
3 -	41.763	29.372	1:11.135	83.02	0.642	13:28:30.989
4 -	41.966	29.537	1:11.503	82.59	1.010	13:29:42.492
5 -	41.917	29.170	1:11.087 (2)	83.07	0.594	13:30:53.579
6 -	41.609	29.505	1:11.114 (3)	83.04	0.621	13:32:04.693
7 -	41.729	29.406	1:11.135	83.02	0.642	13:33:15.828

P19 19 F1		MACBRIDE / KNIGHT		LCR SUZUKI - Lifesafety Motorsport		
IDEAL LAP TIME : 1:20.243		BEST LAP TIME : 1:20.660		DIFFERENCE : 0.417		
LAP	SECTOR 1	SECTOR 2	LAP TIME	MPH	DIFF	TIME OF DAY
1 -		34.235	1:23.578	70.65	2.918	13:26:16.185
2 -	47.475	33.430	1:20.905 (2)	72.99	0.245	13:27:37.090
3 -	47.178	33.482	1:20.660 (1)	73.21		13:28:57.750
4 -	47.714	33.269	1:20.983 (3)	72.92	0.323	13:30:18.733
5 -	49.207	34.498	1:23.705	70.55	3.045	13:31:42.438
6 -	46.974	35.254	1:22.228	71.82	1.568	13:33:04.666

P20 41 BSB		PEACH / EDWARDS		LCR SIDECAR - Lifesafety Motorsport		
IDEAL LAP TIME : 1:01.492		BEST LAP TIME : 1:01.634		DIFFERENCE : 0.142		
LAP	SECTOR 1	SECTOR 2	LAP TIME	MPH	DIFF	TIME OF DAY
1 -		25.553	1:05.428	90.26	3.794	13:25:58.035
2 -	36.438	25.196	1:01.634 (1)	95.81		13:26:59.669
3 -	36.704	25.468	1:02.172 (2)	94.98	0.538	13:28:01.841
4 -	36.296	IN PIT	1:16.910 P	76.78	15.276	13:29:18.751

BMCRC - MRO Championships 2022 - Rnd 2 @ Silverstone National

BMCRC-RKB F1 & F2 Sidecars

RACE 10 - BEST SECTORS

SECTOR 1			SECTOR 2			IDEAL / BEST COMPARISON						
POS	NO	NAME	TIME	NO	NAME	TIME	POS	NO	NAME	IDEAL	BEST	DIFF
									PERFECT LAP	59.396		
1	991	GUY / PILMOOR-BRADY	34.931	93	HOLDEN / LAWRENCE	24.465	1	991	GUY / PILMOOR-BRA	59.675	59.759	0.084
2	7	R.CROWE / C.CROWE	34.998	991	GUY / PILMOOR-BRADY	24.744	2	93	HOLDEN / LAWRENC	59.689	59.940	0.251
3	93	HOLDEN / LAWRENCE	35.224	7	R.CROWE / C.CROWE	24.812	3	7	R.CROWE / C.CROWI	59.810	1:00.013	0.203
4	2	HOLDEN / PITT	35.494	41	PEACH / EDWARDS	25.196	4	2	HOLDEN / PITT	1:01.069	1:01.089	0.020
5	144	FOUND / LOWTHER	35.943	144	FOUND / LOWTHER	25.466	5	144	FOUND / LOWTHER	1:01.409	1:01.443	0.034
6	41	PEACH / EDWARDS	36.296	2	HOLDEN / PITT	25.575	6	41	PEACH / EDWARDS	1:01.492	1:01.634	0.142
7	14	LOCKEY / ROSTRON	37.677	23	J SAUNDERS / R SAUNDERS	26.461	7	14	LOCKEY / ROSTRON	1:04.396	1:04.618	0.222
8	117	POTTINGER / DODD	37.975	62	WRIGHT / BAILEY	26.588	8	23	J SAUNDERS / R SAL	1:04.576	1:04.576	0.000
9	44	KING / SIGSWORTH	38.015	69	LAMBERT / McBRIDE	26.605	9	117	POTTINGER / DODD	1:04.612	1:04.928	0.316
10	23	J SAUNDERS / R SAUNDERS	38.115	117	POTTINGER / DODD	26.637	10	69	LAMBERT / McBRIDE	1:04.754	1:04.975	0.221
11	84	COSTELLO / COOKE	38.148	14	LOCKEY / ROSTRON	26.719	11	62	WRIGHT / BAILEY	1:05.079	1:05.284	0.205
12	69	LAMBERT / McBRIDE	38.149	44	KING / SIGSWORTH	27.079	12	44	KING / SIGSWORTH	1:05.094	1:05.185	0.091
13	121	LAWRENCE / HUGHES	38.296	84	COSTELLO / COOKE	27.185	13	84	COSTELLO / COOKE	1:05.333	1:05.553	0.220
14	62	WRIGHT / BAILEY	38.491	121	LAWRENCE / HUGHES	27.282	14	121	LAWRENCE / HUGHE	1:05.578	1:05.706	0.128
15	17	THOMAS / COLE	38.874	17	THOMAS / COLE	27.673	15	17	THOMAS / COLE	1:06.547	1:06.547	0.000
16	67	JEFFREY / FIELD	39.521	95	REMNANT / TILLEY	28.382	16	95	REMNANT / TILLEY	1:08.012	1:08.097	0.085
17	95	REMNANT / TILLEY	39.630	38	MOSS / GEDDES	28.419	17	67	JEFFREY / FIELD	1:08.200	1:08.336	0.136
18	38	MOSS / GEDDES	40.090	67	JEFFREY / FIELD	28.679	18	38	MOSS / GEDDES	1:08.509	1:08.509	0.000
19	167	PETTMAN / DAWKINS	41.431	167	PETTMAN / DAWKINS	29.062	19	167	PETTMAN / DAWKINS	1:10.493	1:10.493	0.000
20	19	MACBRIDE / KNIGHT	46.974	19	MACBRIDE / KNIGHT	33.269	20	19	MACBRIDE / KNIGHT	1:20.243	1:20.660	0.417

BMCRC - MRO Championships 2022 - Rnd 2 @ Silverstone National

BMCRC-RKB F1 & F2 Sidecars

RACE 10 - STATISTICS

Competitors Started 20
Planned Start 2022-04-03 @ 12:20:00.000
Actual Start 2022-04-03 @ 13:24:52.606
Finish Time 2022-04-03 @ 13:32:57.287
Track Length 1.6404mi.
Total Laps 151
Total Distance Covered 247.7099mi.

Session Fastest Lap History

NO	CL	NAME	LAP TIME	TIME OF DAY	LAP	VEHICLE
7	BSB	R.CROWE / C.CROWE	1:00.356	13:26:55.328	2	HCR TRIUMPH 675
991	F1	GUY / PILMOOR-BRADY	1:00.329	13:26:55.363	2	LCR SUZUKI
991	F1	GUY / PILMOOR-BRADY	59.759	13:27:55.126	3	LCR SUZUKI

Session Leader History

NO	CL	NAME	FROM LAP	LAPS LED	DISTANCE	VEHICLE
7	BSB	R.CROWE / C.CROWE	1	2	3.28 miles	HCR TRIUMPH 675
991	F1	GUY / PILMOOR-BRADY	3	6	9.84 miles	LCR SUZUKI

Flag History

TYPE	TIME OF DAY
GREEN	13:24:52.606
FINISH	13:32:57.287

Flag Statistics

TYPE	COUNT	TOTAL LAPS	TOTAL TIME
Green	1	8	9:21.458
Red	0	0	0.000
Safety Car	0	0	0.000
FCY	0	0	0.000

BMCRC - MRO Championships 2022 - Rnd 2 @ Silverstone National

BMCRC-RKB F1 & F2 Sidecars

RACE 10 - STATISTICS

CLASS : F1

6 Starters

Fastest Lap History

NO	NAME	LAP TIME	TIME OF DAY	LAP	VEHICLE
991	GUY / PILMOOR-BRADY	1:00.329	13:26:55.363	2	LCR SUZUKI
991	GUY / PILMOOR-BRADY	59.759	13:27:55.126	3	LCR SUZUKI

Leader History

NO	NAME	FROM LAP	LAPS LED	DISTANCE	VEHICLE
991	GUY / PILMOOR-BRADY	1	8	13.12 miles	LCR SUZUKI

BMCRC - MRO Championships 2022 - Rnd 2 @ Silverstone National

BMCRC-RKB F1 & F2 Sidecars

RACE 10 - STATISTICS

CLASS : F2

8 Starters

Fastest Lap History

NO	NAME	LAP TIME	TIME OF DAY	LAP	VEHICLE
44	KING / SIGSWORTH	1:05.185	13:27:06.929	2	Lumley Ireson F2
23	J SAUNDERS / R SAUNDERS	1:04.576	13:27:08.127	2	Baker HONDA

Leader History

NO	NAME	FROM LAP	LAPS LED	DISTANCE	VEHICLE
44	KING / SIGSWORTH	1	6	9.84 miles	Lumley Ireson F2
69	LAMBERT / McBRIDE	7	2	3.28 miles	LCR HONDA

BMCRC - MRO Championships 2022 - Rnd 2 @ Silverstone National

BMCRC-RKB F1 & F2 Sidecars

RACE 10 - STATISTICS

CLASS : BSB

6 Starters

Fastest Lap History

NO	NAME	LAP TIME	TIME OF DAY	LAP	VEHICLE
7	R.CROWE / C.CROWE	1:00.356	13:26:55.328	2	HCR TRIUMPH 675
7	R.CROWE / C.CROWE	1:00.300	13:27:55.628	3	HCR TRIUMPH 675
93	HOLDEN / LAWRENCE	1:00.290	13:27:57.558	3	LCR KAWASAKI 600
7	R.CROWE / C.CROWE	1:00.289	13:28:55.917	4	HCR TRIUMPH 675
93	HOLDEN / LAWRENCE	1:00.046	13:28:57.604	4	LCR KAWASAKI 600
7	R.CROWE / C.CROWE	1:00.013	13:29:55.929	5	HCR TRIUMPH 675
93	HOLDEN / LAWRENCE	59.987	13:29:57.591	5	LCR KAWASAKI 600
93	HOLDEN / LAWRENCE	59.940	13:30:57.530	6	LCR KAWASAKI 600

Leader History

NO	NAME	FROM LAP	LAPS LED	DISTANCE	VEHICLE
7	R.CROWE / C.CROWE	1	8	13.12 miles	HCR TRIUMPH 675

BMCRC - MRO Championships 2022 - Rnd 2 @ Silverstone National

BMCRC-RKB F1 & F2 Sidecars

RACE 20 - GRID (8 Laps)

ROW 13	26	40	GRAHAM / BAKER	25	37	MORPHET / REILLY
ROW 12	24	91	WILLIAMS / STOKOE	23	13	HANDCOCK / PARKER
ROW 11	22	100	WILSON / STOREY	21	5	BIGGS / TAYLOR
ROW 10	20	19	MACBRIDE / KNIGHT 1:20.660	19	167	PETTMAN / DAWKINS 1:10.493
ROW 9	18	38	MOSS / GEDDES 1:08.509	17	67	JEFFREY / FIELD 1:08.336
ROW 8	16	95	REMNANT / TILLEY 1:08.097	15	17	THOMAS / COLE 1:06.547
ROW 7	14	121	LAWRENCE / HUGHES 1:05.706	13	84	COSTELLO / COOKE 1:05.553
ROW 6	12	62	WRIGHT / BAILEY 1:05.284	11	44	KING / SIGSWORTH 1:05.185
ROW 5	10	69	LAMBERT / McBRIDE 1:04.975	9	117	POTTINGER / DODD 1:04.928
ROW 4	8	14	LOCKEY / ROSTRON 1:04.618	7	23	J SAUNDERS / R SAUNDERS 1:04.576
ROW 3	6	41	PEACH / EDWARDS 1:01.634	5	144	FOUNDS / LOWTHER 1:01.443
ROW 2	4	2	HOLDEN / PITT 1:01.089	3	7	R.CROWE / C.CROWE 1:00.013
ROW 1	2	93	HOLDEN / LAWRENCE 59.940	1	991	GUY / PILMOOR-BRADY 59.759
Pole						

Silverstone National: 1.6404 miles

These results are provisional until the conclusion of any judicial and technical matters.

Clerk Of Course :	Stewards :	Timekeeper : Craig Smith
-------------------	------------	--------------------------

Results can be found at www.tsl-timing.com

Printed - 13:44 Sunday, 03 April 2022





BMCRC - MRO Championships 2022 - Rnd 2 @ Silverstone National

BMCRC-RKB F1 & F2 Sidecars

RACE 20 - CLASSIFICATION

POS	NO	CL	PIC NAME	ENTRY	LAPS	TIME	GAP	DIFF	MPH	BEST	ON
1	991	F1	1 GUY / PILMOOR-BRADY	LCR SUZUKI -	8	8:00.428			98.34	59.527	3
2	7	BSB	1 R.CROWE / C.CROWE	HCR TRIUMPH 675 - Northern Fuels	8	8:03.743	3.315	3.315	97.66	59.618	6
3	2	BSB	2 HOLDEN / PITT	LCR F2 - Barnes Racing	8	8:17.086	16.658	13.343	95.04	1:01.485	3
4	144	BSB	3 FOUNDS / LOWTHER	LCR YAMAHA R6 - Brian Gray Powerbiking	8	8:17.260	16.832	0.174	95.01	1:01.347	6
5	41	BSB	4 PEACH / EDWARDS	LCR SIDECAR - Lifesafety Motorsport	8	8:20.117	19.689	2.857	94.46	1:01.470	2
6	117	F1	2 POTTINGER / DODD	LCR YAMAHA - GB Precision Eng/Opal Fabrication	8	8:44.444	44.016	24.327	90.08	1:04.579	4
7	69	F2	1 LAMBERT / McBRIDE	LCR HONDA - graham anne ward	8	8:46.162	45.734	1.718	89.79	1:04.830	5
8	23	F2	2 J SAUNDERS / R SAUNDERS	Baker HONDA - Vacuum & Pressure Leeds	8	8:48.000	47.572	1.838	89.47	1:04.752	7
9	44	F2	3 KING / SIGSWORTH	Lumley Ireson F2 - T E Solutions uk	8	8:48.318	47.890	0.318	89.42	1:04.982	5
10	84	F2	4 COSTELLO / COOKE	LCR KAWASAKI - FROG PROPERTY DEVELOPMI	8	8:54.064	53.636	5.746	88.46	1:05.713	5
11	62	F1	3 WRIGHT / BAILEY	RYDE YAMAHA - Stainless Steel Designs Ltd.	8	8:57.328	56.900	3.264	87.92	1:05.482	7
12	17	F2	5 THOMAS / COLE	Ireson HONDA - Team Walters And Thomas Sidecar	8	8:58.218	57.790	0.890	87.78	1:06.355	3
13	95	F2	6 REMNANT / TILLEY	LUMLEY KAWASAKI -	8	9:06.581	1:06.153	8.363	86.43	1:07.130	8
14	67	F1	4 JEFFREY / FIELD	Windle F1 - MJP racing	7	8:10.552	1 Lap	1 Lap	84.27	1:08.505	3
15	38	F2	7 MOSS / GEDDES	Shelbourne YAMAHA R6 - LifeSafety Motorsport - C	7	8:10.970	1 Lap	0.418	84.19	1:08.732	3
16	167	F2	8 PETTMAN / DAWKINS	Windle 600 YAMAHA - Wesso Racing	7	8:18.663	1 Lap	7.693	82.90	1:10.060	6
17	19	F1	5 MACBRIDE / KNIGHT	LCR SUZUKI - Lifesafety Motorsport	6	8:10.759	2 Laps	1 Lap	72.20	1:19.834	4
18	40	F1	6 GRAHAM / BAKER	RCR F1 - myself	6	8:11.566	2 Laps	0.807	72.08	1:19.924	5

FASTEST LAP

991	F1	GUY / PILMOOR-BRADY	LCR SUZUKI -	3	59.527	99.20 mph	159.66 kph
7	BSB	R.CROWE / C.CROWE	HCR TRIUMPH 675 - Northern Fuels	6	59.618	99.05 mph	159.41 kph
23	F2	J SAUNDERS / R SAUNDERS	Baker HONDA - Vacuum & Pressure Leeds	7	1:04.752	91.20 mph	146.77 kph

Class F1 - 92.5% of Race Speed = 90.96 mph
 Class BSB - 92.5% of Race Speed = 90.33 mph
 Class F2 - 92.5% of Race Speed = 83.05 mph

Weather / Track : Cloudy / Dry

These results are provisional until the conclusion of any judicial and technical matters.

Race Distance: 8 Laps / 13.12 miles

Silverstone National: 1.6404 miles

Date: 03/04/2022 Start: 15:54 Finish: 16:02

Clerk Of Course :	Stewards :	Timekeeper : Craig Smith
-------------------	------------	--------------------------

Results can be found at www.tsl-timing.com

Printed - 16:04 Sunday, 03 April 2022



BMCRC - MRO Championships 2022 - Rnd 2 @ Silverstone National

BMCRC-RKB F1 & F2 Sidecars

RACE 20 - LAP CHART

LAP 1 @ 15:55:48.015			LAP 4 @ 15:58:47.926			LAP 7 @ 16:01:47.208		
NO	BEHIND	LAP TIME	NO	BEHIND	LAP TIME	NO	BEHIND	LAP TIME
991		1:01.585	991		1:00.531	991		1:00.120
7	0.692	1:02.277	7	1.386	1:00.836	38	1 Lap	1:10.137
2	2.508	1:04.093	19	1 Lap	1:19.988	7	1.832	1:00.408
144	3.579	1:05.164	2	7.565	1:01.715	167	1 Lap	1:10.060
41	4.305	1:05.890	40	1 Lap	1:21.832	2	13.846	1:01.976
44	6.770	1:08.355	144	8.793	1:01.600	144	14.291	1:01.538
69	7.278	1:08.863	41	9.550	1:01.697	41	17.847	1:02.051
117	7.647	1:09.232	117	22.786	1:04.579	117	38.700	1:05.042
23	7.731	1:09.316	69	23.358	1:05.142	69	40.296	1:05.439
84	8.292	1:09.877	44	24.304	1:05.457	44	40.856	1:05.143
62	9.568	1:11.153	23	24.587	1:05.347	23	41.080	1:04.752
95	9.901	1:11.486	84	27.899	1:06.544	84	47.437	1:06.202
17	10.026	1:11.611	17	29.598	1:06.489	62	50.112	1:05.482
67	11.390	1:12.975	62	30.944	1:06.142	17	50.250	1:06.898
38	11.977	1:13.562	95	33.511	1:07.814	95	58.673	1:09.125
167	13.494	1:15.079	67	38.389	1:09.573			
40	25.905	1:27.490	38	39.087	1:09.145			
19	26.727	1:28.312	167	45.843	1:10.866			

LAP 2 @ 15:56:47.868			LAP 5 @ 15:59:47.491			LAP 8 @ 16:02:46.858		
NO	BEHIND	LAP TIME	NO	BEHIND	LAP TIME	NO	BEHIND	LAP TIME
991		59.853	991		59.565	991		59.650
7	0.875	1:00.036	7	1.523	59.702	7	3.315	1:01.133
2	4.423	1:01.768	2	9.814	1:01.814	67	1 Lap	1:09.940
144	5.650	1:01.924	144	11.123	1:01.895	19	2 Laps	1:21.793
41	5.922	1:01.470	41	13.571	1:03.586	38	1 Lap	1:10.180
44	12.579	1:05.662	19	1 Lap	1:19.834	40	2 Laps	1:19.949
69	12.714	1:05.289	117	28.328	1:05.107	2	16.658	1:02.462
117	12.883	1:05.089	69	28.623	1:04.830	144	16.832	1:02.191
23	13.492	1:05.614	44	29.721	1:04.982	167	1 Lap	1:10.564
84	15.101	1:06.662	23	30.124	1:05.102	41	19.689	1:01.492
17	16.812	1:06.639	40	1 Lap	1:22.142	117	44.016	1:04.966
95	17.749	1:07.701	84	34.047	1:05.713	69	45.734	1:05.088
62	18.023	1:08.308	17	36.405	1:06.372	23	47.572	1:06.142
67	20.369	1:08.832	62	37.548	1:06.169	44	47.890	1:06.684
38	21.268	1:09.144	95	41.668	1:07.722	84	53.636	1:05.849
167	24.510	1:10.869	67	49.370	1:10.546	62	56.900	1:06.438
40	46.281	1:20.229	38	49.592	1:10.070	17	57.790	1:07.190
19	46.954	1:20.080	167	56.978	1:10.700	95	1:06.153	1:07.130

LAP 3 @ 15:57:47.395			LAP 6 @ 16:00:47.088		
NO	BEHIND	LAP TIME	NO	BEHIND	LAP TIME
991		59.527	991		59.597
7	1.081	59.733	7	1.544	59.618
2	6.381	1:01.485	2	11.990	1:01.773
144	7.724	1:01.601	144	12.873	1:01.347
41	8.384	1:01.989	41	15.916	1:01.942
117	18.738	1:05.382	117	33.778	1:05.047
69	18.747	1:05.560	69	34.977	1:05.951
44	19.378	1:06.326	44	35.833	1:05.709
23	19.771	1:05.806	23	36.448	1:05.921
84	21.886	1:06.312	84	41.355	1:06.905
17	23.640	1:06.355	17	43.472	1:06.664
62	25.333	1:06.837	62	44.750	1:06.799
95	26.228	1:08.006	19	1 Lap	1:20.752
67	29.347	1:08.505	95	49.668	1:07.597
38	30.473	1:08.732	40	1 Lap	1:19.924
167	35.508	1:10.525	67	59.954	1:10.181

Weather / Track : Cloudy / Dry

Results can be found at www.tsl-timing.com

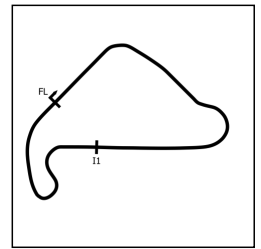
Silverstone National: 1.6404 miles
Date: 03/04/2022 Start: 15:54 Finish: 16:02

Printed - 16:04 Sunday, 03 April 2022

BMCRC - MRO Championships 2022 - Rnd 2 @ Silverstone National

BMCRC-RKB F1 & F2 Sidecars

RACE 20 - SECTOR ANALYSIS



SECTOR 1 = FL to I1, SECTOR 2 = I1 to FL, DIFF = Difference To Personal Best Lap, P = Crossed Finish Line in Pit Lane, D = Time Disallowed

P1 991 F1 GUY / PILMOOR-BRADY		LCR SUZUKI -				
IDEAL LAP TIME : 59.494		BEST LAP TIME : 59.527		DIFFERENCE : 0.033		
LAP	SECTOR 1	SECTOR 2	LAP TIME	MPH	DIFF	TIME OF DAY
1 -		24.840	1:01.585	95.89	2.058	15:55:48.015
2 -	35.023	24.830	59.853	98.66	0.326	15:56:47.868
3 -	34.816	24.711	59.527 (1)	99.20		15:57:47.395
4 -	35.009	25.522	1:00.531	97.56	1.004	15:58:47.926
5 -	34.783	24.782	59.565 (2)	99.14	0.038	15:59:47.491
6 -	34.817	24.780	59.597 (3)	99.09	0.070	16:00:47.088
7 -	35.126	24.994	1:00.120	98.23	0.593	16:01:47.208
8 -	34.801	24.849	59.650	99.00	0.123	16:02:46.858

P2 7 BSB R.CROWE / C.CROWE		HCR TRIUMPH 675 - Northern Fuels				
IDEAL LAP TIME : 59.569		BEST LAP TIME : 59.618		DIFFERENCE : 0.049		
LAP	SECTOR 1	SECTOR 2	LAP TIME	MPH	DIFF	TIME OF DAY
1 -		25.046	1:02.277	94.82	2.659	15:55:48.707
2 -	35.100	24.936	1:00.036	98.36	0.418	15:56:48.743
3 -	34.960	24.773	59.733 (3)	98.86	0.115	15:57:48.476
4 -	34.864	25.972	1:00.836	97.07	1.218	15:58:49.312
5 -	34.796	24.906	59.702 (2)	98.91	0.084	15:59:49.014
6 -	34.843	24.775	59.618 (1)	99.05		16:00:48.632
7 -	35.530	24.878	1:00.408	97.76	0.790	16:01:49.040
8 -	35.565	25.568	1:01.133	96.60	1.515	16:02:50.173

P3 2 BSB HOLDEN / PITT		LCR F2 - Barnes Racing				
IDEAL LAP TIME : 1:01.382		BEST LAP TIME : 1:01.485		DIFFERENCE : 0.103		
LAP	SECTOR 1	SECTOR 2	LAP TIME	MPH	DIFF	TIME OF DAY
1 -		25.663	1:04.093	92.14	2.608	15:55:50.523
2 -	36.243	25.525	1:01.768 (3)	95.61	0.283	15:56:52.291
3 -	35.857	25.628	1:01.485 (1)	96.05		15:57:53.776
4 -	35.988	25.727	1:01.715 (2)	95.69	0.230	15:58:55.491
5 -	36.169	25.645	1:01.814	95.53	0.329	15:59:57.305
6 -	36.192	25.581	1:01.773	95.60	0.288	16:00:59.078
7 -	36.417	25.559	1:01.976	95.28	0.491	16:02:01.054
8 -	36.043	26.419	1:02.462	94.54	0.977	16:03:03.516

P4 144 BSB FOUNDS / LOWTHER		LCR YAMAHA R6 - Brian Gray Powerbiking				
IDEAL LAP TIME : 1:01.253		BEST LAP TIME : 1:01.347		DIFFERENCE : 0.094		
LAP	SECTOR 1	SECTOR 2	LAP TIME	MPH	DIFF	TIME OF DAY
1 -		25.843	1:05.164	90.62	3.817	15:55:51.594
2 -	36.356	25.568	1:01.924	95.36	0.577	15:56:53.518
3 -	35.931	25.670	1:01.601	95.86	0.254	15:57:55.119
4 -	35.992	25.608	1:01.600 (3)	95.87	0.253	15:58:56.719
5 -	36.308	25.587	1:01.895	95.41	0.548	15:59:58.614
6 -	35.833	25.514	1:01.347 (1)	96.26		16:00:59.961
7 -	35.965	25.573	1:01.538 (2)	95.96	0.191	16:02:01.499
8 -	35.739	26.452	1:02.191	94.96	0.844	16:03:03.690

P5 41 BSB PEACH / EDWARDS		LCR SIDECAR - Lifesafety Motorsport				
IDEAL LAP TIME : 1:01.460		BEST LAP TIME : 1:01.470		DIFFERENCE : 0.010		
LAP	SECTOR 1	SECTOR 2	LAP TIME	MPH	DIFF	TIME OF DAY
1 -		25.656	1:05.890	89.62	4.420	15:55:52.320
2 -	36.369	25.101	1:01.470 (1)	96.07		15:56:53.790
3 -	36.540	25.449	1:01.989	95.26	0.519	15:57:55.779
4 -	36.590	25.107	1:01.697 (3)	95.72	0.227	15:58:57.476
5 -	38.091	25.495	1:03.586	92.87	2.116	16:00:01.062
6 -	36.630	25.312	1:01.942	95.34	0.472	16:01:03.004
7 -	36.641	25.410	1:02.051	95.17	0.581	16:02:05.055
8 -	36.359	25.133	1:01.492 (2)	96.03	0.022	16:03:06.547

BMCRC - MRO Championships 2022 - Rnd 2 @ Silverstone National

BMCRC-RKB F1 & F2 Sidecars

RACE 20 - SECTOR ANALYSIS



SECTOR 1 = FL to I1, SECTOR 2 = I1 to FL, DIFF = Difference To Personal Best Lap, P = Crossed Finish Line in Pit Lane, D = Time Disallowed

P6 117 F1		POTTINGER / DODD		LCR YAMAHA - GB Precision Eng/Opal Fabrication			
IDEAL LAP TIME : 1:04.543		BEST LAP TIME : 1:04.579		DIFFERENCE : 0.036			
LAP	SECTOR 1	SECTOR 2	LAP TIME	MPH	DIFF	TIME OF DAY	
1 -		26.906	1:09.232	85.30	4.653	15:55:55.662	
2 -	38.030	27.059	1:05.089	90.73	0.510	15:57:00.751	
3 -	38.125	27.257	1:05.382	90.32	0.803	15:58:06.133	
4 -	37.790	26.789	1:04.579 (1)	91.44		15:59:10.712	
5 -	38.015	27.092	1:05.107	90.70	0.528	16:00:15.819	
6 -	38.219	26.828	1:05.047	90.79	0.468	16:01:20.866	
7 -	38.289	26.753	1:05.042 (3)	90.79	0.463	16:02:25.908	
8 -	38.084	26.882	1:04.966 (2)	90.90	0.387	16:03:30.874	

P7 69 F2		LAMBERT / McBRIDE		LCR HONDA - graham anne ward			
IDEAL LAP TIME : 1:04.460		BEST LAP TIME : 1:04.830		DIFFERENCE : 0.370			
LAP	SECTOR 1	SECTOR 2	LAP TIME	MPH	DIFF	TIME OF DAY	
1 -		27.114	1:08.863	85.75	4.033	15:55:55.293	
2 -	38.098	27.191	1:05.289	90.45	0.459	15:57:00.582	
3 -	38.344	27.216	1:05.560	90.08	0.730	15:58:06.142	
4 -	38.521	26.621	1:05.142 (3)	90.65	0.312	15:59:11.284	
5 -	37.924	26.906	1:04.830 (1)	91.09		16:00:16.114	
6 -	39.415	26.536	1:05.951	89.54	1.121	16:01:22.065	
7 -	38.579	26.860	1:05.439	90.24	0.609	16:02:27.504	
8 -	38.282	26.806	1:05.088 (2)	90.73	0.258	16:03:32.592	

P8 23 F2		J SAUNDERS / R SAUNDERS		Baker HONDA - Vacuum & Pressure Leeds			
IDEAL LAP TIME : 1:04.494		BEST LAP TIME : 1:04.752		DIFFERENCE : 0.258			
LAP	SECTOR 1	SECTOR 2	LAP TIME	MPH	DIFF	TIME OF DAY	
1 -		27.529	1:09.316	85.19	4.564	15:55:55.746	
2 -	38.510	27.104	1:05.614	90.00	0.862	15:57:01.360	
3 -	38.327	27.479	1:05.806	89.74	1.054	15:58:07.166	
4 -	38.132	27.215	1:05.347 (3)	90.37	0.595	15:59:12.513	
5 -	37.911	27.191	1:05.102 (2)	90.71	0.350	16:00:17.615	
6 -	38.441	27.480	1:05.921	89.58	1.169	16:01:23.536	
7 -	37.390	27.362	1:04.752 (1)	91.20		16:02:28.288	
8 -	37.609	28.533	1:06.142	89.28	1.390	16:03:34.430	

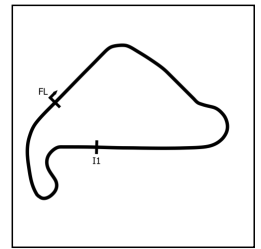
P9 44 F2		KING / SIGSWORTH		Lumley Ireson F2 - T E Solutions uk			
IDEAL LAP TIME : 1:04.667		BEST LAP TIME : 1:04.982		DIFFERENCE : 0.315			
LAP	SECTOR 1	SECTOR 2	LAP TIME	MPH	DIFF	TIME OF DAY	
1 -		27.213	1:08.355	86.39	3.373	15:55:54.785	
2 -	38.041	27.621	1:05.662	89.94	0.680	15:57:00.447	
3 -	38.792	27.534	1:06.326	89.04	1.344	15:58:06.773	
4 -	38.091	27.366	1:05.457 (3)	90.22	0.475	15:59:12.230	
5 -	37.635	27.347	1:04.982 (1)	90.88		16:00:17.212	
6 -	38.677	27.032	1:05.709	89.87	0.727	16:01:22.921	
7 -	37.834	27.309	1:05.143 (2)	90.65	0.161	16:02:28.064	
8 -	38.676	28.008	1:06.684	88.56	1.702	16:03:34.748	

P10 84 F2		COSTELLO / COOKE		LCR KAWASAKI - FROG PROPERTY DEVELOPMENTS LTD			
IDEAL LAP TIME : 1:05.593		BEST LAP TIME : 1:05.713		DIFFERENCE : 0.120			
LAP	SECTOR 1	SECTOR 2	LAP TIME	MPH	DIFF	TIME OF DAY	
1 -		27.901	1:09.877	84.51	4.164	15:55:56.307	
2 -	38.770	27.892	1:06.662	88.59	0.949	15:57:02.969	
3 -	38.711	27.601	1:06.312	89.05	0.599	15:58:09.281	
4 -	38.742	27.802	1:06.544	88.74	0.831	15:59:15.825	
5 -	38.217	27.496	1:05.713 (1)	89.87		16:00:21.538	
6 -	38.975	27.930	1:06.905	88.26	1.192	16:01:28.443	
7 -	38.595	27.607	1:06.202 (3)	89.20	0.489	16:02:34.645	
8 -	38.473	27.376	1:05.849 (2)	89.68	0.136	16:03:40.494	

BMCRC - MRO Championships 2022 - Rnd 2 @ Silverstone National

BMCRC-RKB F1 & F2 Sidecars

RACE 20 - SECTOR ANALYSIS



SECTOR 1 = FL to I1, SECTOR 2 = I1 to FL, DIFF = Difference To Personal Best Lap, P = Crossed Finish Line in Pit Lane, D = Time Disallowed

P11 62 F1		WRIGHT / BAILEY		RYDE YAMAHA - Stainless Steel Designs Ltd.		
IDEAL LAP TIME : 1:05.482		BEST LAP TIME : 1:05.482		DIFFERENCE : 0.000		
LAP	SECTOR 1	SECTOR 2	LAP TIME	MPH	DIFF	TIME OF DAY
1 -		28.376	1:11.153	82.99	5.671	15:55:57.583
2 -	41.584	26.724	1:08.308	86.45	2.826	15:57:05.891
3 -	39.402	27.435	1:06.837	88.35	1.355	15:58:12.728
4 -	39.368	26.774	1:06.142 (2)	89.28	0.660	15:59:18.870
5 -	39.294	26.875	1:06.169 (3)	89.25	0.687	16:00:25.039
6 -	39.590	27.209	1:06.799	88.40	1.317	16:01:31.838
7 -	38.827	26.655	1:05.482 (1)	90.18		16:02:37.320
8 -	39.746	26.692	1:06.438	88.88	0.956	16:03:43.758

P12 17 F2		THOMAS / COLE		Ireson HONDA - Team Walters And Thomas Sidecar racing		
IDEAL LAP TIME : 1:06.087		BEST LAP TIME : 1:06.355		DIFFERENCE : 0.268		
LAP	SECTOR 1	SECTOR 2	LAP TIME	MPH	DIFF	TIME OF DAY
1 -		28.403	1:11.611	82.46	5.256	15:55:58.041
2 -	39.221	27.418	1:06.639	88.62	0.284	15:57:04.680
3 -	38.913	27.442	1:06.355 (1)	89.00		15:58:11.035
4 -	39.024	27.465	1:06.489 (3)	88.82	0.134	15:59:17.524
5 -	38.669	27.703	1:06.372 (2)	88.97	0.017	16:00:23.896
6 -	38.793	27.871	1:06.664	88.58	0.309	16:01:30.560
7 -	38.931	27.967	1:06.898	88.27	0.543	16:02:37.458
8 -	39.365	27.825	1:07.190	87.89	0.835	16:03:44.648

P13 95 F2		REMNANT / TILLEY		LUMLEY KAWASAKI -		
IDEAL LAP TIME : 1:06.880		BEST LAP TIME : 1:07.130		DIFFERENCE : 0.250		
LAP	SECTOR 1	SECTOR 2	LAP TIME	MPH	DIFF	TIME OF DAY
1 -		28.448	1:11.486	82.61	4.356	15:55:57.916
2 -	39.476	28.225	1:07.701 (3)	87.23	0.571	15:57:05.617
3 -	39.244	28.762	1:08.006	86.84	0.876	15:58:13.623
4 -	39.584	28.230	1:07.814	87.08	0.684	15:59:21.437
5 -	39.181	28.541	1:07.722	87.20	0.592	16:00:29.159
6 -	38.769	28.828	1:07.597 (2)	87.36	0.467	16:01:36.756
7 -	40.327	28.798	1:09.125	85.43	1.995	16:02:45.881
8 -	39.019	28.111	1:07.130 (1)	87.97		16:03:53.011

P14 67 F1		JEFFREY / FIELD		Windle F1 - MJP racing		
IDEAL LAP TIME : 1:08.324		BEST LAP TIME : 1:08.505		DIFFERENCE : 0.181		
LAP	SECTOR 1	SECTOR 2	LAP TIME	MPH	DIFF	TIME OF DAY
1 -		28.896	1:12.975	80.92	4.470	15:55:59.405
2 -	40.244	28.588	1:08.832 (2)	85.79	0.327	15:57:08.237
3 -	39.736	28.769	1:08.505 (1)	86.20		15:58:16.742
4 -	40.185	29.388	1:09.573 (3)	84.88	1.068	15:59:26.315
5 -	40.761	29.785	1:10.546	83.71	2.041	16:00:36.861
6 -	40.632	29.549	1:10.181	84.14	1.676	16:01:47.042
7 -	39.876	30.064	1:09.940	84.43	1.435	16:02:56.982

P15 38 F2		MOSS / GEDDES		Shelbourne YAMAHA R6 - LifeSafety Motorsport - CharlieMossI		
IDEAL LAP TIME : 1:08.483		BEST LAP TIME : 1:08.732		DIFFERENCE : 0.249		
LAP	SECTOR 1	SECTOR 2	LAP TIME	MPH	DIFF	TIME OF DAY
1 -		28.398	1:13.562	80.28	4.830	15:55:59.992
2 -	40.532	28.612	1:09.144 (2)	85.41	0.412	15:57:09.136
3 -	40.449	28.283	1:08.732 (1)	85.92		15:58:17.868
4 -	40.200	28.945	1:09.145 (3)	85.40	0.413	15:59:27.013
5 -	41.241	28.829	1:10.070	84.28	1.338	16:00:37.083
6 -	41.153	28.984	1:10.137	84.20	1.405	16:01:47.220
7 -	40.843	29.337	1:10.180	84.15	1.448	16:02:57.400

BMCRC - MRO Championships 2022 - Rnd 2 @ Silverstone National

BMCRC-RKB F1 & F2 Sidecars

RACE 20 - SECTOR ANALYSIS



SECTOR 1 = FL to I1, SECTOR 2 = I1 to FL, DIFF = Difference To Personal Best Lap, P = Crossed Finish Line in Pit Lane, D = Time Disallowed

P16 167 F2		PETTMAN / DAWKINS		Windle 600 YAMAHA - Wesso Racing			
IDEAL LAP TIME : 1:10.021		BEST LAP TIME : 1:10.060		DIFFERENCE : 0.039			
LAP	SECTOR 1	SECTOR 2	LAP TIME	MPH	DIFF	TIME OF DAY	
1 -		29.099	1:15.079	78.65	5.019	15:56:01.509	
2 -	41.505	29.364	1:10.869	83.33	0.809	15:57:12.378	
3 -	41.354	29.171	1:10.525 (2)	83.73	0.465	15:58:22.903	
4 -	41.743	29.123	1:10.866	83.33	0.806	15:59:33.769	
5 -	41.527	29.173	1:10.700	83.53	0.640	16:00:44.469	
6 -	41.352	28.708	1:10.060 (1)	84.29		16:01:54.529	
7 -	41.313	29.251	1:10.564 (3)	83.69	0.504	16:03:05.093	

P17 19 F1		MACBRIDE / KNIGHT		LCR SUZUKI - Lifesafety Motorsport			
IDEAL LAP TIME : 1:19.488		BEST LAP TIME : 1:19.834		DIFFERENCE : 0.346			
LAP	SECTOR 1	SECTOR 2	LAP TIME	MPH	DIFF	TIME OF DAY	
1 -		33.552	1:28.312	66.87	8.478	15:56:14.742	
2 -	47.339	32.741	1:20.080 (3)	73.74	0.246	15:57:34.822	
3 -	47.089	32.899	1:19.988 (2)	73.83	0.154	15:58:54.810	
4 -	47.294	32.540	1:19.834 (1)	73.97		16:00:14.644	
5 -	46.948	33.804	1:20.752	73.13	0.918	16:01:35.396	
6 -	47.785	34.008	1:21.793	72.20	1.959	16:02:57.189	

P18 40 F1		GRAHAM / BAKER		RCR F1 - myself			
IDEAL LAP TIME :		BEST LAP TIME : 1:19.924		DIFFERENCE :			
LAP	SECTOR 1	SECTOR 2	LAP TIME	MPH	DIFF	TIME OF DAY	
1 -			1:27.490	67.50	7.566	15:56:13.920	
2 -			1:20.229 (3)	73.61	0.305	15:57:34.149	
3 -			1:21.832	72.16	1.908	15:58:55.981	
4 -			1:22.142	71.89	2.218	16:00:18.123	
5 -			1:19.924 (1)	73.89		16:01:38.047	
6 -			1:19.949 (2)	73.86	0.025	16:02:57.996	

BMCRC - MRO Championships 2022 - Rnd 2 @ Silverstone National

BMCRC-RKB F1 & F2 Sidecars

RACE 20 - BEST SECTORS

SECTOR 1			SECTOR 2			IDEAL / BEST COMPARISON						
POS	NO	NAME	TIME	NO	NAME	TIME	POS	NO	NAME	IDEAL	BEST	DIFF
									PERFECT LAP	59.494		
1	991	GUY / PILMOOR-BRADY	34.783	991	GUY / PILMOOR-BRADY	24.711	1	991	GUY / PILMOOR-BRA	59.494	59.527	0.033
2	7	R.CROWE / C.CROWE	34.796	7	R.CROWE / C.CROWE	24.773	2	7	R.CROWE / C.CROWI	59.569	59.618	0.049
3	144	FOUND / LOWTHER	35.739	41	PEACH / EDWARDS	25.101	3	144	FOUND / LOWTHER	1:01.253	1:01.347	0.094
4	2	HOLDEN / PITT	35.857	144	FOUND / LOWTHER	25.514	4	2	HOLDEN / PITT	1:01.382	1:01.485	0.103
5	41	PEACH / EDWARDS	36.359	2	HOLDEN / PITT	25.525	5	41	PEACH / EDWARDS	1:01.460	1:01.470	0.010
6	23	J SAUNDERS / R SAUNDERS	37.390	69	LAMBERT / McBRIDE	26.536	6	69	LAMBERT / McBRIDE	1:04.460	1:04.830	0.370
7	44	KING / SIGSWORTH	37.635	62	WRIGHT / BAILEY	26.655	7	23	J SAUNDERS / R SAL	1:04.494	1:04.752	0.258
8	117	POTTINGER / DODD	37.790	117	POTTINGER / DODD	26.753	8	117	POTTINGER / DODD	1:04.543	1:04.579	0.036
9	69	LAMBERT / McBRIDE	37.924	44	KING / SIGSWORTH	27.032	9	44	KING / SIGSWORTH	1:04.667	1:04.982	0.315
10	84	COSTELLO / COOKE	38.217	23	J SAUNDERS / R SAUNDERS	27.104	10	62	WRIGHT / BAILEY	1:05.482	1:05.482	0.000
11	17	THOMAS / COLE	38.669	84	COSTELLO / COOKE	27.376	11	84	COSTELLO / COOKE	1:05.593	1:05.713	0.120
12	95	REMNANT / TILLEY	38.769	17	THOMAS / COLE	27.418	12	17	THOMAS / COLE	1:06.087	1:06.355	0.268
13	62	WRIGHT / BAILEY	38.827	95	REMNANT / TILLEY	28.111	13	95	REMNANT / TILLEY	1:06.880	1:07.130	0.250
14	67	JEFFREY / FIELD	39.736	38	MOSS / GEDDES	28.283	14	67	JEFFREY / FIELD	1:08.324	1:08.505	0.181
15	38	MOSS / GEDDES	40.200	67	JEFFREY / FIELD	28.588	15	38	MOSS / GEDDES	1:08.483	1:08.732	0.249
16	167	PETTMAN / DAWKINS	41.313	167	PETTMAN / DAWKINS	28.708	16	167	PETTMAN / DAWKINS	1:10.021	1:10.060	0.039
17	19	MACBRIDE / KNIGHT	46.948	19	MACBRIDE / KNIGHT	32.540	17	19	MACBRIDE / KNIGHT	1:19.488	1:19.834	0.346
18							18	40	GRAHAM / BAKER		1:19.924	

BMCRC - MRO Championships 2022 - Rnd 2 @ Silverstone National

BMCRC-RKB F1 & F2 Sidecars

RACE 20 - STATISTICS

Competitors Started 18
Planned Start 2022-04-03 @ 16:40:00.000
Actual Start 2022-04-03 @ 15:54:46.429
Finish Time 2022-04-03 @ 16:02:46.857
Track Length 1.6404mi.
Total Laps 137
Total Distance Covered 224.7434mi.

Session Fastest Lap History

NO	CL	NAME	LAP TIME	TIME OF DAY	LAP	VEHICLE
991	F1	GUY / PILMOOR-BRADY	59.853	15:56:47.852	2	LCR SUZUKI
991	F1	GUY / PILMOOR-BRADY	59.527	15:57:47.380	3	LCR SUZUKI

Session Leader History

NO	CL	NAME	FROM LAP	LAPS LED	DISTANCE	VEHICLE
991	F1	GUY / PILMOOR-BRADY	1	8	13.12 miles	LCR SUZUKI

Flag History

TYPE	TIME OF DAY
GREEN	15:54:46.429
FINISH	16:02:46.857

Flag Statistics

TYPE	COUNT	TOTAL LAPS	TOTAL TIME
Green	1	8	9:13.240
Red	0	0	0.000
Safety Car	0	0	0.000
FCY	0	0	0.000

BMCRC - MRO Championships 2022 - Rnd 2 @ Silverstone National

BMCRC-RKB F1 & F2 Sidecars

RACE 20 - STATISTICS

CLASS : F1

6 Starters

Fastest Lap History

NO	NAME	LAP TIME	TIME OF DAY	LAP	VEHICLE
991	GUY / PILMOOR-BRADY	59.853	15:56:47.852	2	LCR SUZUKI
991	GUY / PILMOOR-BRADY	59.527	15:57:47.380	3	LCR SUZUKI

Leader History

NO	NAME	FROM LAP	LAPS LED	DISTANCE	VEHICLE
991	GUY / PILMOOR-BRADY	1	8	13.12 miles	LCR SUZUKI

BMCRC - MRO Championships 2022 - Rnd 2 @ Silverstone National

BMCRC-RKB F1 & F2 Sidecars

RACE 20 - STATISTICS

CLASS : F2

8 Starters

Fastest Lap History

NO	NAME	LAP TIME	TIME OF DAY	LAP	VEHICLE
44	KING / SIGSWORTH	1:05.662	15:57:00.456	2	Lumley Ireson F2
69	LAMBERT / McBRIDE	1:05.289	15:57:00.574	2	LCR HONDA
69	LAMBERT / McBRIDE	1:05.142	15:59:11.277	4	LCR HONDA
69	LAMBERT / McBRIDE	1:04.830	16:00:16.106	5	LCR HONDA
23	J SAUNDERS / R SAUNDERS	1:04.752	16:02:28.288	7	Baker HONDA

Leader History

NO	NAME	FROM LAP	LAPS LED	DISTANCE	VEHICLE
44	KING / SIGSWORTH	1	2	3.28 miles	Lumley Ireson F2
69	LAMBERT / McBRIDE	3	6	9.84 miles	LCR HONDA

BMCRC - MRO Championships 2022 - Rnd 2 @ Silverstone National

BMCRC-RKB F1 & F2 Sidecars

RACE 20 - STATISTICS

CLASS : BSB

4 Starters

Fastest Lap History

NO	NAME	LAP TIME	TIME OF DAY	LAP	VEHICLE
7	R.CROWE / C.CROWE	1:00.036	15:56:48.756	2	HCR TRIUMPH 675
7	R.CROWE / C.CROWE	59.733	15:57:48.489	3	HCR TRIUMPH 675
7	R.CROWE / C.CROWE	59.702	15:59:49.027	5	HCR TRIUMPH 675
7	R.CROWE / C.CROWE	59.618	16:00:48.646	6	HCR TRIUMPH 675

Leader History

NO	NAME	FROM LAP	LAPS LED	DISTANCE	VEHICLE
7	R.CROWE / C.CROWE	1	8	13.12 miles	HCR TRIUMPH 675



BMCRC THUNDERBIKE EXTREME & ULTRA

Supported by Steve Jordan Motorcycles & TBR Performance



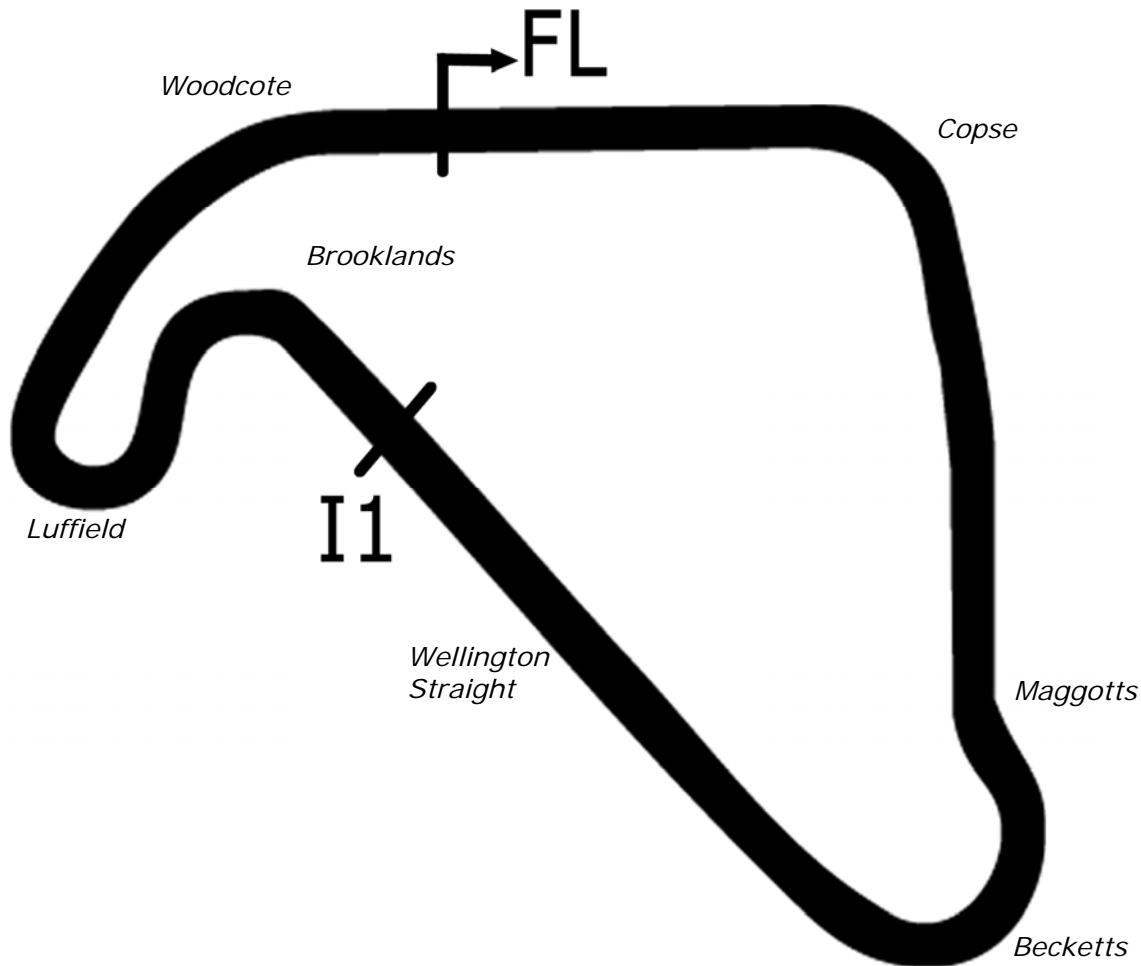
BMCRC-MRO Championships - Round 2
Silverstone National
2nd / 3rd April 2022



Timing & Results Provided by Timing Solutions Ltd

www.tsl-timing.com

Silverstone National



Length	1.6404 miles	2640.07 m	
FL		52.07872 N	1.01711 W
I1	1669m	52.07603 N	1.01669 W
Pit Entry	2610m	52.07859 N	1.01758 W
Pit Exit	308m after FL	52.07880 N	1.01268 W
Pit Entry-Pit Exit 336m, 24.2s @50kph, 20.1s @60kph			

All results available at www.tsl-timing.com

BMCRC - MRO Championships 2022 - Rnd 2 @ Silverstone National

Thunderbike Extreme & Ultra

QUALIFYING - CLASSIFICATION



POS	NO	CL	PIC NAME	ENTRY	TIME	ON	LAPS	GAP	DIFF	MPH
1	275	U	1 Mark WILBY	Suzuki GSXR1000 - Saga Holidays	59.515	11	12			99.22
2	11	U	2 Josh HARVEY	Yamaha R1 4C8 - NR Racing	1:01.309	6	11	1.794	1.794	96.32
3	47	U	3 Daryl DANCE	Yamaha YZF R1 - 2 brothers scaffolding	1:01.549	8	9	2.034	0.240	95.95
4	45	U	4 Chad HASHMI	Suzuki GSXR1000 -	1:01.719	11	11	2.204	0.170	95.68
5	5	U	5 Stacey KILLWORTH	Suzuki GSXR 1000 - Greenplant/Everns	1:01.779	10	11	2.264	0.060	95.59
6	20	U	6 Connor SWYER	Suzuki GSXR 1000 K6 - WSC Performace & lleithyr far	1:02.569	9	11	3.054	0.790	94.38
7	60	U	7 Liam McCARTER	Suzuki GSXR1000 - Katie McCarter	1:02.575	7	10	3.060	0.006	94.37
8	63	U	8 Matthew WREN	Suzuki GSXR - TBR performance	1:03.264	3	3	3.749	0.689	93.34
9	13	U	9 Doug EDMONDSON	Yamaha R1 - Stan Stephens Tuning	1:03.628	9	10	4.113	0.364	92.81
10	240	E	1 Andy SCANLON	Ducati 996 - helmet city, hel, Continental	1:03.844	10	11	4.329	0.216	92.50
11	129	E	2 Derek CRIPPS	Yamaha R1 - Kelly Cripps - Team FBR	1:04.039	7	11	4.524	0.195	92.21
12	19	U	10 Tyler DONOVAN	Kawasaki ZX10R -	1:04.220	9	11	4.705	0.181	91.95
13	4	U	11 Hayden KILLWORTH	Honda SK BLADE 954 - Stacey Killworth	1:04.678	7	10	5.163	0.458	91.30
14	117	E	3 Raymond STAGG	Suzuki GSXR 750 -	1:04.845	10	11	5.330	0.167	91.07
15	77	E	4 David MAY	Suzuki GSXR 750 K1 - ELP Racing	1:05.125	3	5	5.610	0.280	90.68
16	51	E	5 Michael HOGARTH	Honda SP1 RC-51 - WHR Racing	1:05.257	10	11	5.742	0.132	90.49
17	999	E	6 Jack DWYER	Suzuki TLR -	1:05.390	9	11	5.875	0.133	90.31
18	112	U	12 Scott WEST	Suzuki GSXR1000 -	1:05.749	6	11	6.234	0.359	89.82
19	93	U	13 Tony BOTTO	Suzuki GSXR 1000 K8 - TB Motorcycles	1:06.202	7	10	6.687	0.453	89.20
20	7	U	14 Seb JENKINS	Suzuki GSX-R 1000 - Mupo Race Suspension - Enpro -	1:06.697	5	7	7.182	0.495	88.54
21	119	E	7 Simon HEALEY	Yamaha R1 - Popular Tyres Ltd / Pro Parts Ltd	1:06.708	5	9	7.193	0.011	88.53
22	28	E	8 David SPENCER	Suzuki GSXR 600 -	1:06.848	6	8	7.333	0.140	88.34
23	24	U	15 Mark REYNOLDS	Yamaha R1 -	1:08.075	6	10	8.560	1.227	86.75
24	103	U	16 Craig GOFFORD	Yamaha R1 4XV - Guardian warm roofs, Meala Racing	1:08.872	7	9	9.357	0.797	85.74
25	6	E	9 Andrew FIRTH	Yamaha YZF-R1 - LTRmotorcycles.co.uk / Palmer Rac	1:09.902	9	10	10.387	1.030	84.48
26	84	E	10 Ricardo BRANCO	Yamaha R1 - IMP Racing	1:10.147	7	10	10.632	0.245	84.18
27	21	U	17 Danny BRENNAN	Suzuki GSXR 1000 -	1:10.192	9	10	10.677	0.045	84.13
28	35	E	11 Stephen HARVEY	Yamaha YZF R1 -	1:12.037	3	7	12.522	1.845	81.98

Weather / Track : Sunny / Dry

These results are provisional until the conclusion of any judicial and technical matters.

Silverstone National: 1.6404 miles
Date: 02/04/2022 Start: 09:02 Finish: 09:13

Clerk Of Course :	Stewards :	Timekeeper : Craig Smith
-------------------	------------	--------------------------

Results can be found at www.tsl-timing.com

Printed - 09:15 Saturday, 02 April 2022



BMCR - MRO Championships 2022 - Rnd 2 @ Silverstone National

Thunderbike Extreme & Ultra

QUALIFYING - SECTOR ANALYSIS



SECTOR 1 = FL to I1, SECTOR 2 = I1 to FL, DIFF = Difference To Personal Best Lap, P = Crossed Finish Line in Pit Lane, D = Time Disallowed

P1 275 U		Mark WILBY		Suzuki GSXR1000 - Saga Holidays			
IDEAL LAP TIME : 59.392		BEST LAP TIME : 59.515		DIFFERENCE : 0.123			
LAP	SECTOR 1	SECTOR 2	LAP TIME	MPH	DIFF	TIME OF DAY	
1 -	42.991	29.380	1:12.371	81.60	12.856	09:03:32.960	
2 -	36.608	27.385	1:03.993	92.28	4.478	09:04:36.953	
3 -	34.880	26.277	1:01.157	96.56	1.642	09:05:38.110	
4 -	34.313	26.083	1:00.396 (3)	97.78	0.881	09:06:38.506	
5 -	34.550	25.852	1:00.402	97.77	0.887	09:07:38.908	
6 -	34.468	26.193	1:00.661	97.35	1.146	09:08:39.569	
7 -	34.279	26.645	1:00.924	96.93	1.409	09:09:40.493	
8 -	34.001	26.480	1:00.481	97.64	0.966	09:10:40.974	
9 -	34.347	25.839	1:00.186 (2)	98.12	0.671	09:11:41.160	
10 -	34.474	25.973	1:00.447	97.69	0.932	09:12:41.607	
11 -	34.124	25.391	59.515 (1)	99.22		09:13:41.122	
12 -	34.408	IN PIT	1:15.027 P	78.71	15.512	09:14:56.149	

P2 11 U		Josh HARVEY		Yamaha R1 4C8 - NR Racing			
IDEAL LAP TIME : 1:01.309		BEST LAP TIME : 1:01.309		DIFFERENCE : 0.000			
LAP	SECTOR 1	SECTOR 2	LAP TIME	MPH	DIFF	TIME OF DAY	
1 -	46.988	30.628	1:17.616	76.08	16.307	09:04:02.271	
2 -	37.204	28.167	1:05.371	90.34	4.062	09:05:07.642	
3 -	35.515	26.999	1:02.514 (2)	94.46	1.205	09:06:10.156	
4 -	36.034	27.972	1:04.006	92.26	2.697	09:07:14.162	
5 -	36.468	26.584	1:03.052	93.66	1.743	09:08:17.214	
6 -	35.010	26.299	1:01.309 (1)	96.32		09:09:18.523	
7 -	35.762	27.128	1:02.890	93.90	1.581	09:10:21.413	
8 -	38.059	27.228	1:05.287	90.45	3.978	09:11:26.700	
9 -	35.421	27.410	1:02.831 (3)	93.99	1.522	09:12:29.531	
10 -	39.201	29.135	1:08.336	86.42	7.027	09:13:37.867	
11 -	38.680	29.730	1:08.410	86.32	7.101	09:14:46.277	

P3 47 U		Daryl DANCE		Yamaha YZF R1 - 2 brothers scaffolding			
IDEAL LAP TIME : 1:01.361		BEST LAP TIME : 1:01.549		DIFFERENCE : 0.188			
LAP	SECTOR 1	SECTOR 2	LAP TIME	MPH	DIFF	TIME OF DAY	
1 -	41.511	27.365	1:08.876	85.74	7.327	09:03:41.132	
2 -	36.931	27.228	1:04.159	92.04	2.610	09:04:45.291	
3 -	36.280	26.211	1:02.491 (3)	94.50	0.942	09:05:47.782	
4 -	35.555	26.541	1:02.096 (2)	95.10	0.547	09:06:49.878	
5 -	36.094	26.808	1:02.902	93.88	1.353	09:07:52.780	
6 -	36.657	26.710	1:03.367	93.19	1.818	09:08:56.147	
7 -	36.193	26.774	1:02.967	93.78	1.418	09:09:59.114	
8 -	35.743	25.806	1:01.549 (1)	95.95		09:11:00.663	
9 -	38.350	IN PIT	1:11.537 P	82.55	9.988	09:12:12.200	

P4 45 U		Chad HASHMI		Suzuki GSXR1000 -			
IDEAL LAP TIME : 1:01.630		BEST LAP TIME : 1:01.719		DIFFERENCE : 0.089			
LAP	SECTOR 1	SECTOR 2	LAP TIME	MPH	DIFF	TIME OF DAY	
1 -	47.927	30.988	1:18.915	74.83	17.196	09:03:52.536	
2 -	39.662	28.046	1:07.708	87.22	5.989	09:05:00.244	
3 -	36.923	26.825	1:03.748	92.64	2.029	09:06:03.992	
4 -	36.353	26.614	1:02.967	93.78	1.248	09:07:06.959	
5 -	35.627	26.485	1:02.112 (2)	95.08	0.393	09:08:09.071	
6 -	37.204	26.867	1:04.071	92.17	2.352	09:09:13.142	
7 -	36.038	26.582	1:02.620 (3)	94.30	0.901	09:10:15.762	
8 -	36.447	26.767	1:03.214	93.42	1.495	09:11:18.976	
9 -	36.194	26.553	1:02.747	94.11	1.028	09:12:21.723	
10 -	36.118	26.851	1:02.969	93.78	1.250	09:13:24.692	
11 -	35.716	26.003	1:01.719 (1)	95.68		09:14:26.411	

BMCRC - MRO Championships 2022 - Rnd 2 @ Silverstone National

Thunderbike Extreme & Ultra

QUALIFYING - SECTOR ANALYSIS



SECTOR 1 = FL to I1, SECTOR 2 = I1 to FL, DIFF = Difference To Personal Best Lap, P = Crossed Finish Line in Pit Lane, D = Time Disallowed

P5 5 U Stacey KILLWORTH			Suzuki GSXR 1000 - Greenplant/Everns			
IDEAL LAP TIME : 1:01.666		BEST LAP TIME : 1:01.779		DIFFERENCE : 0.113		
LAP	SECTOR 1	SECTOR 2	LAP TIME	MPH	DIFF	TIME OF DAY
1 -	44.932	29.915	1:14.847	78.90	13.068	09:03:50.300
2 -	38.187	27.574	1:05.761	89.80	3.982	09:04:56.061
3 -	35.903	26.633	1:02.536	94.43	0.757	09:05:58.597
4 -	35.783	26.680	1:02.463	94.54	0.684	09:07:01.060
5 -	36.610	27.125	1:03.735	92.65	1.956	09:08:04.795
6 -	36.025	26.171	1:02.196	94.95	0.417	09:09:06.991
7 -	35.552	26.384	1:01.936 (3)	95.35	0.157	09:10:08.927
8 -	35.956	26.475	1:02.431	94.59	0.652	09:11:11.358
9 -	35.495	26.437	1:01.932 (2)	95.35	0.153	09:12:13.290
10 -	35.597	26.182	1:01.779 (1)	95.59		09:13:15.069
11 -	35.902	IN PIT	1:24.183 P	70.15	22.404	09:14:39.252

P6 20 U Connor SWYER			Suzuki GSXR 1000 K6 - WSC Performace & lleithyr farm			
IDEAL LAP TIME : 1:02.505		BEST LAP TIME : 1:02.569		DIFFERENCE : 0.064		
LAP	SECTOR 1	SECTOR 2	LAP TIME	MPH	DIFF	TIME OF DAY
1 -	45.567	31.811	1:17.378	76.32	14.809	09:03:54.007
2 -	38.985	29.754	1:08.739	85.91	6.170	09:05:02.746
3 -	38.223	28.563	1:06.786	88.42	4.217	09:06:09.532
4 -	37.747	27.434	1:05.181	90.60	2.612	09:07:14.713
5 -	37.879	27.804	1:05.683	89.91	3.114	09:08:20.396
6 -	36.069	27.418	1:03.487	93.02	0.918	09:09:23.883
7 -	36.013	26.597	1:02.610 (2)	94.32	0.041	09:10:26.493
8 -	36.019	26.886	1:02.905	93.88	0.336	09:11:29.398
9 -	35.908	26.661	1:02.569 (1)	94.38		09:12:31.967
10 -	35.975	26.814	1:02.789 (3)	94.05	0.220	09:13:34.756
11 -	36.527	IN PIT	1:20.233 P	73.60	17.664	09:14:54.989

P7 60 U Liam McCARTER			Suzuki GSXR1000 - Katie McCarter			
IDEAL LAP TIME : 1:02.092		BEST LAP TIME : 1:02.575		DIFFERENCE : 0.483		
LAP	SECTOR 1	SECTOR 2	LAP TIME	MPH	DIFF	TIME OF DAY
1 -	49.076	31.502	1:20.578	73.29	18.003	09:03:44.072
2 -	38.464	28.958	1:07.422	87.59	4.847	09:04:51.494
3 -	36.808	27.970	1:04.778	91.16	2.203	09:05:56.272
4 -	36.966	27.647	1:04.613	91.40	2.038	09:07:00.885
5 -	36.204	27.907	1:04.111 (3)	92.11	1.536	09:08:04.996
6 -	36.816	26.676	1:03.492 (2)	93.01	0.917	09:09:08.488
7 -	35.416	27.159	1:02.575 (1)	94.37		09:10:11.063
8 -	36.834	29.566	1:06.400	88.94	3.825	09:11:17.463
9 -	37.035	28.044	1:05.079	90.74	2.504	09:12:22.542
10 -	37.124	IN PIT	1:19.603 P	74.18	17.028	09:13:42.145

P8 63 U Matthew WREN			Suzuki GSXR - TBR performance			
IDEAL LAP TIME : 1:02.724		BEST LAP TIME : 1:03.264		DIFFERENCE : 0.540		
LAP	SECTOR 1	SECTOR 2	LAP TIME	MPH	DIFF	TIME OF DAY
1 -	43.534	28.170	1:11.704 (3)	82.36	8.440	09:03:35.533
2 -	37.141	27.490	1:04.631 (2)	91.37	1.367	09:04:40.164
3 -	36.640	26.624	1:03.264 (1)	93.34		09:05:43.428

BMCRC - MRO Championships 2022 - Rnd 2 @ Silverstone National

Thunderbike Extreme & Ultra

QUALIFYING - SECTOR ANALYSIS



SECTOR 1 = FL to I1, SECTOR 2 = I1 to FL, DIFF = Difference To Personal Best Lap, P = Crossed Finish Line in Pit Lane, D = Time Disallowed

P9 13 U		Doug EDMONDSON		Yamaha R1 - Stan Stephens Tuning			
IDEAL LAP TIME : 1:03.052		BEST LAP TIME : 1:03.628		DIFFERENCE : 0.576			
LAP	SECTOR 1	SECTOR 2	LAP TIME	MPH	DIFF	TIME OF DAY	
1 -	45.250	30.245	1:15.495	78.22	11.867	09:03:32.724	
2 -	38.267	29.332	1:07.599	87.36	3.971	09:04:40.323	
3 -	37.663	28.237	1:05.900	89.61	2.272	09:05:46.223	
4 -	36.498	28.112	1:04.610	91.40	0.982	09:06:50.833	
5 -	36.491	28.022	1:04.513	91.54	0.885	09:07:55.346	
6 -	36.200	27.529	1:03.729 (3)	92.66	0.101	09:08:59.075	
7 -	36.210	27.476	1:03.686 (2)	92.73	0.058	09:10:02.761	
8 -	36.194	27.595	1:03.789	92.58	0.161	09:11:06.550	
9 -	35.797	27.831	1:03.628 (1)	92.81		09:12:10.178	
10 -	36.611	27.255	1:03.866	92.46	0.238	09:13:14.044	

P10 240 E		Andy SCANLON		Ducati 996 - helmet city, hel, Continental			
IDEAL LAP TIME : 1:03.578		BEST LAP TIME : 1:03.844		DIFFERENCE : 0.266			
LAP	SECTOR 1	SECTOR 2	LAP TIME	MPH	DIFF	TIME OF DAY	
1 -	46.587	30.395	1:16.982	76.71	13.138	09:03:43.992	
2 -	38.042	28.036	1:06.078	89.37	2.234	09:04:50.070	
3 -	37.454	27.896	1:05.350	90.36	1.506	09:05:55.420	
4 -	37.069	28.040	1:05.109	90.70	1.265	09:07:00.529	
5 -	37.711	27.265	1:04.976	90.88	1.132	09:08:05.505	
6 -	37.416	26.889	1:04.305	91.83	0.461	09:09:09.810	
7 -	36.876	27.176	1:04.052 (2)	92.20	0.208	09:10:13.862	
8 -	37.566	27.684	1:05.250	90.50	1.406	09:11:19.112	
9 -	37.714	27.008	1:04.722	91.24	0.878	09:12:23.834	
10 -	36.689	27.155	1:03.844 (1)	92.50		09:13:27.678	
11 -	37.157	26.991	1:04.148 (3)	92.06	0.304	09:14:31.826	

P11 129 E		Derek CRIPPS		Yamaha R1 - Kelly Cripps - Team FBR			
IDEAL LAP TIME : 1:04.039		BEST LAP TIME : 1:04.039		DIFFERENCE : 0.000			
LAP	SECTOR 1	SECTOR 2	LAP TIME	MPH	DIFF	TIME OF DAY	
1 -	48.657	30.557	1:19.214	74.55	15.175	09:03:38.865	
2 -	39.990	28.239	1:08.229	86.55	4.190	09:04:47.094	
3 -	37.720	28.020	1:05.740	89.83	1.701	09:05:52.834	
4 -	38.222	27.786	1:06.008	89.46	1.969	09:06:58.842	
5 -	38.044	27.803	1:05.847	89.68	1.808	09:08:04.689	
6 -	37.509	27.262	1:04.771 (2)	91.17	0.732	09:09:09.460	
7 -	36.819	27.220	1:04.039 (1)	92.21		09:10:13.499	
8 -	37.598	27.558	1:05.156	90.63	1.117	09:11:18.655	
9 -	37.677	27.417	1:05.094 (3)	90.72	1.055	09:12:23.749	
10 -	37.714	27.627	1:05.341	90.38	1.302	09:13:29.090	
11 -	38.054	IN PIT	1:22.934 P	71.20	18.895	09:14:52.024	

P12 19 U		Tyler DONOVAN		Kawasaki ZX10R -			
IDEAL LAP TIME : 1:04.094		BEST LAP TIME : 1:04.220		DIFFERENCE : 0.126			
LAP	SECTOR 1	SECTOR 2	LAP TIME	MPH	DIFF	TIME OF DAY	
1 -	47.062	31.319	1:18.381	75.34	14.161	09:04:01.125	
2 -	38.357	29.236	1:07.593	87.37	3.373	09:05:08.718	
3 -	37.823	28.810	1:06.633	88.62	2.413	09:06:15.351	
4 -	36.790	28.312	1:05.102	90.71	0.882	09:07:20.453	
5 -	36.620	28.614	1:05.234	90.53	1.014	09:08:25.687	
6 -	37.581	28.878	1:06.459	88.86	2.239	09:09:32.146	
7 -	37.100	28.888	1:05.988	89.49	1.768	09:10:38.134	
8 -	36.279	28.367	1:04.646	91.35	0.426	09:11:42.780	
9 -	36.215	28.005	1:04.220 (1)	91.95		09:12:47.000	
10 -	36.433	27.879	1:04.312 (2)	91.82	0.092	09:13:51.312	
11 -	36.308	28.184	1:04.492 (3)	91.57	0.272	09:14:55.804	

BMCRC - MRO Championships 2022 - Rnd 2 @ Silverstone National

Thunderbike Extreme & Ultra

QUALIFYING - SECTOR ANALYSIS



SECTOR 1 = FL to I1, SECTOR 2 = I1 to FL, DIFF = Difference To Personal Best Lap, P = Crossed Finish Line in Pit Lane, D = Time Disallowed

P13		4 U		Hayden KILLWORTH		Honda SK BLADE 954 - Stacey Killworth	
IDEAL LAP TIME : 1:04.518		BEST LAP TIME : 1:04.678		DIFFERENCE : 0.160			
LAP	SECTOR 1	SECTOR 2	LAP TIME	MPH	DIFF	TIME OF DAY	
1 -	50.488	32.636	1:23.124	71.04	18.446	09:04:04.647	
2 -	41.146	30.474	1:11.620	82.45	6.942	09:05:16.267	
3 -	38.409	28.666	1:07.075	88.04	2.397	09:06:23.342	
4 -	38.122	28.185	1:06.307	89.06	1.629	09:07:29.649	
5 -	37.321	27.748	1:05.069 (2)	90.76	0.391	09:08:34.718	
6 -	38.651	27.903	1:06.554	88.73	1.876	09:09:41.272	
7 -	36.973	27.705	1:04.678 (1)	91.30		09:10:45.950	
8 -	37.605	27.571	1:05.176 (3)	90.61	0.498	09:11:51.126	
9 -	36.947	28.495	1:05.442	90.24	0.764	09:12:56.568	
10 -	38.680	IN PIT	1:16.892 P	76.80	12.214	09:14:13.460	

P14		117 E		Raymond STAGG		Suzuki GSXR 750 -	
IDEAL LAP TIME : 1:04.744		BEST LAP TIME : 1:04.845		DIFFERENCE : 0.101			
LAP	SECTOR 1	SECTOR 2	LAP TIME	MPH	DIFF	TIME OF DAY	
1 -	45.959	28.974	1:14.933	78.81	10.088	09:03:41.471	
2 -	38.951	28.553	1:07.504	87.48	2.659	09:04:48.975	
3 -	37.135	28.324	1:05.459	90.21	0.614	09:05:54.434	
4 -	37.520	28.345	1:05.865	89.66	1.020	09:07:00.299	
5 -	37.703	28.208	1:05.911	89.60	1.066	09:08:06.210	
6 -	37.294	27.805	1:05.099 (3)	90.71	0.254	09:09:11.309	
7 -	37.155	27.842	1:04.997 (2)	90.86	0.152	09:10:16.306	
8 -	37.531	28.744	1:06.275	89.10	1.430	09:11:22.581	
9 -	37.994	28.152	1:06.146	89.28	1.301	09:12:28.727	
10 -	37.105	27.740	1:04.845 (1)	91.07		09:13:33.572	
11 -	37.004	28.816	1:05.820	89.72	0.975	09:14:39.392	

P15		77 E		David MAY		Suzuki GSXR 750 K1 - ELP Racing	
IDEAL LAP TIME : 1:04.992		BEST LAP TIME : 1:05.125		DIFFERENCE : 0.133			
LAP	SECTOR 1	SECTOR 2	LAP TIME	MPH	DIFF	TIME OF DAY	
1 -	43.955	29.097	1:13.052 (3)	80.84	7.927	09:03:34.743	
2 -	38.820	27.786	1:06.606 (2)	88.66	1.481	09:04:41.349	
3 -	37.206	27.919	1:05.125 (1)	90.68		09:05:46.474	
4 -	37.468	IN PIT	1:17.939 P	75.77	12.814	09:07:04.413	
5 -	OUTLAP	IN PIT	1:45.299 P	56.08	40.174	09:08:49.712	

P16		51 E		Michael HOGARTH		Honda SP1 RC-51 - WHR Racing	
IDEAL LAP TIME : 1:04.807		BEST LAP TIME : 1:05.257		DIFFERENCE : 0.450			
LAP	SECTOR 1	SECTOR 2	LAP TIME	MPH	DIFF	TIME OF DAY	
1 -	45.999	30.396	1:16.395	77.30	11.138	09:03:38.950	
2 -	38.635	28.573	1:07.208	87.87	1.951	09:04:46.158	
3 -	38.004	27.854	1:05.858	89.67	0.601	09:05:52.016	
4 -	38.172	28.064	1:06.236	89.16	0.979	09:06:58.252	
5 -	38.474	27.805	1:06.279	89.10	1.022	09:08:04.531	
6 -	38.400	28.293	1:06.693	88.55	1.436	09:09:11.224	
7 -	38.448	27.765	1:06.213	89.19	0.956	09:10:17.437	
8 -	37.647	28.601	1:06.248	89.14	0.991	09:11:23.685	
9 -	37.585	28.095	1:05.680 (3)	89.91	0.423	09:12:29.365	
10 -	37.970	27.287	1:05.257 (1)	90.49		09:13:34.622	
11 -	37.520	28.102	1:05.622 (2)	89.99	0.365	09:14:40.244	

BMCRC - MRO Championships 2022 - Rnd 2 @ Silverstone National

Thunderbike Extreme & Ultra

QUALIFYING - SECTOR ANALYSIS



SECTOR 1 = FL to I1, SECTOR 2 = I1 to FL, DIFF = Difference To Personal Best Lap, P = Crossed Finish Line in Pit Lane, D = Time Disallowed

P17 999 E Jack DWYER			Suzuki TLR -			
IDEAL LAP TIME : 1:05.293		BEST LAP TIME : 1:05.390		DIFFERENCE : 0.097		
LAP	SECTOR 1	SECTOR 2	LAP TIME	MPH	DIFF	TIME OF DAY
1 -	49.735	32.264	1:21.999	72.02	16.609	09:03:49.410
2 -	39.370	29.719	1:09.089	85.47	3.699	09:04:58.499
3 -	38.669	29.043	1:07.712	87.21	2.322	09:06:06.211
4 -	38.926	28.485	1:07.411	87.60	2.021	09:07:13.622
5 -	38.760	28.884	1:07.644	87.30	2.254	09:08:21.266
6 -	37.884	28.386	1:06.270	89.11	0.880	09:09:27.536
7 -	37.508	28.467	1:05.975	89.51	0.585	09:10:33.511
8 -	37.120	28.965	1:06.085	89.36	0.695	09:11:39.596
9 -	37.109	28.281	1:05.390 (1)	90.31		09:12:44.986
10 -	37.277	28.184	1:05.461 (2)	90.21	0.071	09:13:50.447
11 -	37.417	28.194	1:05.611 (3)	90.01	0.221	09:14:56.058

P18 112 U Scott WEST			Suzuki GSXR1000 -			
IDEAL LAP TIME : 1:05.232		BEST LAP TIME : 1:05.749		DIFFERENCE : 0.517		
LAP	SECTOR 1	SECTOR 2	LAP TIME	MPH	DIFF	TIME OF DAY
1 -	50.696	32.736	1:23.432	70.78	17.683	09:03:49.307
2 -	41.201	29.566	1:10.767	83.45	5.018	09:05:00.074
3 -	38.731	28.263	1:06.994	88.15	1.245	09:06:07.068
4 -	38.314	28.643	1:06.957	88.20	1.208	09:07:14.025
5 -	38.317	27.851	1:06.168 (2)	89.25	0.419	09:08:20.193
6 -	37.576	28.173	1:05.749 (1)	89.82		09:09:25.942
7 -	37.381	28.813	1:06.194 (3)	89.21	0.445	09:10:32.136
8 -	38.290	29.032	1:07.322	87.72	1.573	09:11:39.458
9 -	38.194	28.314	1:06.508	88.79	0.759	09:12:45.966
10 -	37.506	28.722	1:06.228	89.17	0.479	09:13:52.194
11 -	39.982	IN PIT	1:22.869 P	71.26	17.120	09:15:15.063

P19 93 U Tony BOTTO			Suzuki GSXR 1000 K8 - TB Motorcycles			
IDEAL LAP TIME : 1:06.041		BEST LAP TIME : 1:06.202		DIFFERENCE : 0.161		
LAP	SECTOR 1	SECTOR 2	LAP TIME	MPH	DIFF	TIME OF DAY
1 -	46.895	30.947	1:17.842	75.86	11.640	09:03:57.615
2 -	39.961	30.533	1:10.494	83.77	4.292	09:05:08.109
3 -	39.447	29.866	1:09.313	85.20	3.111	09:06:17.422
4 -	39.108	29.139	1:08.247	86.53	2.045	09:07:25.669
5 -	39.170	29.298	1:08.468	86.25	2.266	09:08:34.137
6 -	39.270	28.374	1:07.644 (3)	87.30	1.442	09:09:41.781
7 -	37.690	28.512	1:06.202 (1)	89.20		09:10:47.983
8 -	38.777	28.351	1:07.128 (2)	87.97	0.926	09:11:55.111
9 -	39.109	28.618	1:07.727	87.19	1.525	09:13:02.838
10 -	38.466	IN PIT	1:20.372 P	73.47	14.170	09:14:23.210

P20 7 U Seb JENKINS			Suzuki GSX-R 1000 - Mupo Race Suspension - Enpro - DDA gr			
IDEAL LAP TIME : 1:06.181		BEST LAP TIME : 1:06.697		DIFFERENCE : 0.516		
LAP	SECTOR 1	SECTOR 2	LAP TIME	MPH	DIFF	TIME OF DAY
1 -	47.063	31.403	1:18.466	75.26	11.769	09:03:47.997
2 -	38.987	29.692	1:08.679	85.98	1.982	09:04:56.676
3 -	38.258	28.608	1:06.866	88.32	0.169	09:06:03.542
4 -	37.858	28.947	1:06.805 (3)	88.40	0.108	09:07:10.347
5 -	37.754	28.943	1:06.697 (1)	88.54		09:08:17.044
6 -	37.671	29.065	1:06.736 (2)	88.49	0.039	09:09:23.780
7 -	37.573	IN PIT	1:38.222 P	60.12	31.525	09:11:02.002

BMCRC - MRO Championships 2022 - Rnd 2 @ Silverstone National

Thunderbike Extreme & Ultra

QUALIFYING - SECTOR ANALYSIS



SECTOR 1 = FL to I1, SECTOR 2 = I1 to FL, DIFF = Difference To Personal Best Lap, P = Crossed Finish Line in Pit Lane, D = Time Disallowed

P21 119 E		Simon HEALEY		Yamaha R1 - Popular Tyres Ltd / Pro Parts Ltd			
IDEAL LAP TIME : 1:06.322		BEST LAP TIME : 1:06.708		DIFFERENCE : 0.386			
LAP	SECTOR 1	SECTOR 2	LAP TIME	MPH	DIFF	TIME OF DAY	
1 -	50.191	31.358	1:21.549	72.41	14.841	09:03:50.214	
2 -	40.755	30.151	1:10.906	83.28	4.198	09:05:01.120	
3 -	39.836	29.936	1:09.772	84.64	3.064	09:06:10.892	
4 -	38.622	28.250	1:06.872 (3)	88.31	0.164	09:07:17.764	
5 -	38.386	28.322	1:06.708 (1)	88.53		09:08:24.472	
6 -	38.247	28.466	1:06.713 (2)	88.52	0.005	09:09:31.185	
7 -	38.145	29.545	1:07.690	87.24	0.982	09:10:38.875	
8 -	38.072	29.479	1:07.551	87.42	0.843	09:11:46.426	
9 -	39.742	IN PIT	1:28.481 P	66.74	21.773	09:13:14.907	

P22 28 E		David SPENCER		Suzuki GSXR 600 -			
IDEAL LAP TIME : 1:05.904		BEST LAP TIME : 1:06.848		DIFFERENCE : 0.944			
LAP	SECTOR 1	SECTOR 2	LAP TIME	MPH	DIFF	TIME OF DAY	
1 -	49.748	31.336	1:21.084	72.83	14.236	09:03:52.019	
2 -	40.394	29.368	1:09.762	84.65	2.914	09:05:01.781	
3 -	38.737	28.269	1:07.006 (3)	88.13	0.158	09:06:08.787	
4 -	39.478	28.385	1:07.863	87.02	1.015	09:07:16.650	
5 -	38.359	28.538	1:06.897 (2)	88.28	0.049	09:08:23.547	
6 -	38.436	28.412	1:06.848 (1)	88.34		09:09:30.395	
7 -	38.358	29.279	1:07.637	87.31	0.789	09:10:38.032	
8 -	37.635	IN PIT	1:25.701 P	68.91	18.853	09:12:03.733	

P23 24 U		Mark REYNOLDS		Yamaha R1 -			
IDEAL LAP TIME : 1:07.661		BEST LAP TIME : 1:08.075		DIFFERENCE : 0.414			
LAP	SECTOR 1	SECTOR 2	LAP TIME	MPH	DIFF	TIME OF DAY	
1 -	50.918	32.373	1:23.291	70.90	15.216	09:03:48.361	
2 -	41.433	29.168	1:10.601	83.64	2.526	09:04:58.962	
3 -	40.107	28.881	1:08.988	85.60	0.913	09:06:07.950	
4 -	39.358	28.870	1:08.228 (2)	86.55	0.153	09:07:16.178	
5 -	39.981	28.553	1:08.534 (3)	86.17	0.459	09:08:24.712	
6 -	39.772	28.303	1:08.075 (1)	86.75		09:09:32.787	
7 -	39.558	30.551	1:10.109	84.23	2.034	09:10:42.896	
8 -	40.520	28.667	1:09.187	85.35	1.112	09:11:52.083	
9 -	41.273	29.064	1:10.337	83.96	2.262	09:13:02.420	
10 -	40.043	28.714	1:08.757	85.89	0.682	09:14:11.177	

P24 103 U		Craig GOFFORD		Yamaha R1 4XV - Guardian warm roofs, Meala Racing Develop			
IDEAL LAP TIME : 1:08.870		BEST LAP TIME : 1:08.872		DIFFERENCE : 0.002			
LAP	SECTOR 1	SECTOR 2	LAP TIME	MPH	DIFF	TIME OF DAY	
1 -	48.793	32.296	1:21.089	72.82	12.217	09:03:59.253	
2 -	40.219	31.019	1:11.238	82.90	2.366	09:05:10.491	
3 -	40.079	31.043	1:11.122	83.03	2.250	09:06:21.613	
4 -	39.434	29.807	1:09.241 (2)	85.29	0.369	09:07:30.854	
5 -	40.630	29.909	1:10.539	83.72	1.667	09:08:41.393	
6 -	40.181	30.154	1:10.335	83.96	1.463	09:09:51.728	
7 -	39.436	29.436	1:08.872 (1)	85.74		09:11:00.600	
8 -	39.792	29.683	1:09.475 (3)	85.00	0.603	09:12:10.075	
9 -	39.533	IN PIT	1:25.144 P	69.36	16.272	09:13:35.219	

BMCRC - MRO Championships 2022 - Rnd 2 @ Silverstone National

Thunderbike Extreme & Ultra

QUALIFYING - SECTOR ANALYSIS



SECTOR 1 = FL to I1, SECTOR 2 = I1 to FL, DIFF = Difference To Personal Best Lap, P = Crossed Finish Line in Pit Lane, D = Time Disallowed

P25 6 E		Andrew FIRTH		Yamaha YZF-R1 - LTRmotorcycles.co.uk / Palmer Race Skool /			
IDEAL LAP TIME : 1:09.661		BEST LAP TIME : 1:09.902		DIFFERENCE : 0.241			
LAP	SECTOR 1	SECTOR 2	LAP TIME	MPH	DIFF	TIME OF DAY	
1 -	48.780	32.142	1:20.922	72.97	11.020	09:04:00.054	
2 -	41.140	30.867	1:12.007	82.01	2.105	09:05:12.061	
3 -	39.731	30.719	1:10.450	83.82	0.548	09:06:22.511	
4 -	40.799	30.613	1:11.412	82.69	1.510	09:07:33.923	
5 -	39.988	30.860	1:10.848	83.35	0.946	09:08:44.771	
6 -	39.903	30.368	1:10.271	84.04	0.369	09:09:55.042	
7 -	39.680	30.352	1:10.032 (2)	84.32	0.130	09:11:05.074	
8 -	39.727	30.364	1:10.091 (3)	84.25	0.189	09:12:15.165	
9 -	39.517	30.385	1:09.902 (1)	84.48		09:13:25.067	
10 -	40.394	30.144	1:10.538	83.72	0.636	09:14:35.605	

P26 84 E		Ricardo BRANCO		Yamaha R1 - IMP Racing			
IDEAL LAP TIME : 1:10.147		BEST LAP TIME : 1:10.147		DIFFERENCE : 0.000			
LAP	SECTOR 1	SECTOR 2	LAP TIME	MPH	DIFF	TIME OF DAY	
1 -	52.906	33.038	1:25.944	68.71	15.797	09:03:53.926	
2 -	43.343	31.265	1:14.608	79.15	4.461	09:05:08.534	
3 -	41.905	31.205	1:13.110	80.77	2.963	09:06:21.644	
4 -	42.036	31.263	1:13.299	80.56	3.152	09:07:34.943	
5 -	40.744	30.155	1:10.899 (3)	83.29	0.752	09:08:45.842	
6 -	40.264	30.270	1:10.534 (2)	83.72	0.387	09:09:56.376	
7 -	40.005	30.142	1:10.147 (1)	84.18		09:11:06.523	
8 -	40.335	31.090	1:11.425	82.68	1.278	09:12:17.948	
9 -	41.443	30.306	1:11.749	82.31	1.602	09:13:29.697	
10 -	40.547	IN PIT	1:23.597 P	70.64	13.450	09:14:53.294	

P27 21 U		Danny BRENNAN		Suzuki GSXR 1000 -			
IDEAL LAP TIME : 1:09.873		BEST LAP TIME : 1:10.192		DIFFERENCE : 0.319			
LAP	SECTOR 1	SECTOR 2	LAP TIME	MPH	DIFF	TIME OF DAY	
1 -	50.976	33.332	1:24.308	70.04	14.116	09:04:06.343	
2 -	41.814	31.774	1:13.588	80.25	3.396	09:05:19.931	
3 -	41.867	31.834	1:13.701	80.13	3.509	09:06:33.632	
4 -	41.128	30.352	1:11.480	82.61	1.288	09:07:45.112	
5 -	40.481	30.504	1:10.985 (3)	83.19	0.793	09:08:56.097	
6 -	39.689	30.791	1:10.480 (2)	83.79	0.288	09:10:06.577	
7 -	40.565	31.358	1:11.923	82.11	1.731	09:11:18.500	
8 -	40.424	31.239	1:11.663	82.40	1.471	09:12:30.163	
9 -	40.008	30.184	1:10.192 (1)	84.13		09:13:40.355	
10 -	40.757	IN PIT	1:27.194 P	67.73	17.002	09:15:07.549	

P28 35 E		Stephen HARVEY		Yamaha YZF R1 -			
IDEAL LAP TIME : 1:11.556		BEST LAP TIME : 1:12.037		DIFFERENCE : 0.481			
LAP	SECTOR 1	SECTOR 2	LAP TIME	MPH	DIFF	TIME OF DAY	
1 -	49.953	32.758	1:22.711	71.40	10.674	09:04:03.361	
2 -	41.448	31.305	1:12.753	81.17	0.716	09:05:16.114	
3 -	41.514	30.523	1:12.037 (1)	81.98		09:06:28.151	
4 -	41.033	31.026	1:12.059 (2)	81.95	0.022	09:07:40.210	
5 -	41.436	30.913	1:12.349 (3)	81.62	0.312	09:08:52.559	
6 -	41.292	36.536	1:17.828	75.88	5.791	09:10:10.387	
7 -	48.543	IN PIT	1:57.477 P	50.27	45.440	09:12:07.864	

BMCRC - MRO Championships 2022 - Rnd 2 @ Silverstone National

Thunderbike Extreme & Ultra

QUALIFYING - BEST SECTORS

SECTOR 1			SECTOR 2			IDEAL / BEST COMPARISON						
POS	NO	NAME	TIME	NO	NAME	TIME	POS	NO	NAME	IDEAL	BEST	DIFF
									PERFECT LAP	59.392		
1	275	WILBY	34.001	275	WILBY	25.391	1	275	WILBY	59.392	59.515	0.123
2	11	HARVEY	35.010	47	DANCE	25.806	2	11	HARVEY	1:01.309	1:01.309	0.000
3	60	McCARTER	35.416	45	HASHMI	26.003	3	47	DANCE	1:01.361	1:01.549	0.188
4	5	KILLWORTH	35.495	5	KILLWORTH	26.171	4	45	HASHMI	1:01.630	1:01.719	0.089
5	47	DANCE	35.555	11	HARVEY	26.299	5	5	KILLWORTH	1:01.666	1:01.779	0.113
6	45	HASHMI	35.627	20	SWYER	26.597	6	60	McCARTER	1:02.092	1:02.575	0.483
7	13	EDMONDSON	35.797	63	WREN	26.624	7	20	SWYER	1:02.505	1:02.569	0.064
8	20	SWYER	35.908	60	McCARTER	26.676	8	63	WREN	1:02.724	1:03.264	0.540
9	63	WREN	36.100	240	SCANLON	26.889	9	13	EDMONDSON	1:03.052	1:03.628	0.576
10	19	DONOVAN	36.215	129	CRIPPS	27.220	10	240	SCANLON	1:03.578	1:03.844	0.266
11	240	SCANLON	36.689	13	EDMONDSON	27.255	11	129	CRIPPS	1:04.039	1:04.039	0.000
12	129	CRIPPS	36.819	51	HOGARTH	27.287	12	19	DONOVAN	1:04.094	1:04.220	0.126
13	4	KILLWORTH	36.947	4	KILLWORTH	27.571	13	4	KILLWORTH	1:04.518	1:04.678	0.160
14	117	STAGG	37.004	117	STAGG	27.740	14	117	STAGG	1:04.744	1:04.845	0.101
15	999	DWYER	37.109	77	MAY	27.786	15	51	HOGARTH	1:04.807	1:05.257	0.450
16	77	MAY	37.206	112	WEST	27.851	16	77	MAY	1:04.992	1:05.125	0.133
17	112	WEST	37.381	19	DONOVAN	27.879	17	112	WEST	1:05.232	1:05.749	0.517
18	51	HOGARTH	37.520	999	DWYER	28.184	18	999	DWYER	1:05.293	1:05.390	0.097
19	7	JENKINS	37.573	119	HEALEY	28.250	19	28	SPENCER	1:05.904	1:06.848	0.944
20	28	SPENCER	37.635	28	SPENCER	28.269	20	93	BOTTO	1:06.041	1:06.202	0.161
21	93	BOTTO	37.690	24	REYNOLDS	28.303	21	7	JENKINS	1:06.181	1:06.697	0.516
22	119	HEALEY	38.072	93	BOTTO	28.351	22	119	HEALEY	1:06.322	1:06.708	0.386
23	24	REYNOLDS	39.358	7	JENKINS	28.608	23	24	REYNOLDS	1:07.661	1:08.075	0.414
24	103	GOFFORD	39.434	103	GOFFORD	29.436	24	103	GOFFORD	1:08.870	1:08.872	0.002
25	6	FIRTH	39.517	84	BRANCO	30.142	25	6	FIRTH	1:09.661	1:09.902	0.241
26	21	BRENNAN	39.689	6	FIRTH	30.144	26	21	BRENNAN	1:09.873	1:10.192	0.319
27	84	BRANCO	40.005	21	BRENNAN	30.184	27	84	BRANCO	1:10.147	1:10.147	0.000
28	35	HARVEY	41.033	35	HARVEY	30.523	28	35	HARVEY	1:11.556	1:12.037	0.481

BMCRC - MRO Championships 2022 - Rnd 2 @ Silverstone National

Thunderbike Extreme & Ultra

QUALIFYING - STATISTICS

Competitors Started	28
Planned Start	2022-04-02 @ 09:00:00.000
Actual Start	2022-04-02 @ 09:02:01.818
Finish Time	2022-04-02 @ 09:13:53.916
Track Length	1.6404mi.
Total Laps	270
Total Distance Covered	442.9251mi.

Session Fastest Lap History

NO	CL	NAME	LAP TIME	TIME OF DAY	LAP	VEHICLE
13	U	Doug EDMONDSON	1:15.495	09:03:32.715	1	Yamaha R1
275	U	Mark WILBY	1:12.371	09:03:32.955	1	Suzuki GSXR1000
63	U	Matthew WREN	1:11.704	09:03:35.526	1	Suzuki GSXR
47	U	Daryl DANCE	1:08.876	09:03:41.144	1	Yamaha YZF R1
275	U	Mark WILBY	1:03.993	09:04:36.948	2	Suzuki GSXR1000
275	U	Mark WILBY	1:01.157	09:05:38.105	3	Suzuki GSXR1000
275	U	Mark WILBY	1:00.396	09:06:38.501	4	Suzuki GSXR1000
275	U	Mark WILBY	1:00.186	09:11:41.156	9	Suzuki GSXR1000
275	U	Mark WILBY	59.515	09:13:41.117	11	Suzuki GSXR1000

Flag History

TYPE	TIME OF DAY
GREEN	09:02:01.818
FINISH	09:13:53.916

Flag Statistics

TYPE	COUNT	TOTAL LAPS	TOTAL TIME
Green	1	12	13:28.744
Red	0	0	0.000
Safety Car	0	0	0.000
FCY	0	0	0.000

BMCRC - MRO Championships 2022 - Rnd 2 @ Silverstone National

Thunderbike Extreme & Ultra

QUALIFYING - STATISTICS

CLASS : E

11 Starters

Fastest Lap History

NO	NAME	LAP TIME	TIME OF DAY	LAP	VEHICLE
77	David MAY	1:13.052	09:03:34.731	1	Suzuki GSXR 750 K1
77	David MAY	1:06.606	09:04:41.338	2	Suzuki GSXR 750 K1
240	Andy SCANLON	1:06.078	09:04:50.079	2	Ducati 996
77	David MAY	1:05.125	09:05:46.463	3	Suzuki GSXR 750 K1
240	Andy SCANLON	1:05.109	09:07:00.537	4	Ducati 996
240	Andy SCANLON	1:04.976	09:08:05.513	5	Ducati 996
129	Derek CRIPPS	1:04.771	09:09:09.455	6	Yamaha R1
240	Andy SCANLON	1:04.305	09:09:09.819	6	Ducati 996
129	Derek CRIPPS	1:04.039	09:10:13.492	7	Yamaha R1
240	Andy SCANLON	1:03.844	09:13:27.687	10	Ducati 996

BMCRC - MRO Championships 2022 - Rnd 2 @ Silverstone National

Thunderbike Extreme & Ultra

QUALIFYING - STATISTICS

CLASS : U

17 Starters

Fastest Lap History

NO	NAME	LAP TIME	TIME OF DAY	LAP	VEHICLE
13	Doug EDMONDSON	1:15.495	09:03:32.715	1	Yamaha R1
275	Mark WILBY	1:12.371	09:03:32.955	1	Suzuki GSXR1000
63	Matthew WREN	1:11.704	09:03:35.526	1	Suzuki GSXR
47	Daryl DANCE	1:08.876	09:03:41.144	1	Yamaha YZF R1
275	Mark WILBY	1:03.993	09:04:36.948	2	Suzuki GSXR1000
275	Mark WILBY	1:01.157	09:05:38.105	3	Suzuki GSXR1000
275	Mark WILBY	1:00.396	09:06:38.501	4	Suzuki GSXR1000
275	Mark WILBY	1:00.186	09:11:41.156	9	Suzuki GSXR1000
275	Mark WILBY	59.515	09:13:41.117	11	Suzuki GSXR1000

BMCRC - MRO Championships 2022 - Rnd 2 @ Silverstone National



Thunderbike Extreme & Ultra

RACE 1 - GRID (8 Laps)



ROW 10	30		29	404 Vincent BUTLER	28	35 Stephen HARVEY	1:12.037
ROW 9		27	21 Danny BRENNAN	26	84 Ricardo BRANCO	25	6 Andrew FIRTH
ROW 8		24	103 Craig GOFFORD	23	24 Mark REYNOLDS	22	28 David SPENCER
ROW 7		21	119 Simon HEALEY	20	7 Seb JENKINS	19	93 Tony BOTTO
ROW 6		18	112 Scott WEST	17	999 Jack DWYER	16	51 Michael HOGARTH
ROW 5		15	77 David MAY	14	117 Raymond STAGG	13	4 Hayden KILLWORTH
ROW 4		12	19 Tyler DONOVAN	11	129 Derek CRIPPS	10	240 Andy SCANLON
ROW 3		9	13 Doug EDMONDSON	8	63 Matthew WREN	7	60 Liam McCARTER
ROW 2		6	20 Connor SWYER	5	5 Stacey KILLWORTH	4	45 Chad HASHMI
ROW 1		3	47 Daryl DANCE	2	11 Josh HARVEY	1	275 Mark WILBY
Pole							

Silverstone National: 1.6404 miles

These results are provisional until the conclusion of any judicial and technical matters.

Clerk Of Course :	Stewards :	Timekeeper : Craig Smith
-------------------	------------	--------------------------

Results can be found at www.tsl-timing.com

Printed - 09:17 Saturday, 02 April 2022



BMCRC - MRO Championships 2022 - Rnd 2 @ Silverstone National

Thunderbike Extreme & Ultra RACE 1 - CLASSIFICATION



POS	NO	CL	PIC NAME	ENTRY	LAPS	TIME	GAP	DIFF	MPH	BEST	ON
1	275	U	1 Mark WILBY	Suzuki GSXR1000 - Saga Holidays	8	7:52.487			99.99	58.293	5
2	11	U	2 Josh HARVEY	Yamaha R1 4C8 - NR Racing	8	7:56.661	4.174	4.174	99.11	58.610	3
3	47	U	3 Daryl DANCE	Yamaha YZF R1 - 2 brothers scaffolding	8	8:09.654	17.167	12.993	96.48	1:00.498	8
4	45	U	4 Chad HASHMI	Suzuki GSXR1000 -	8	8:10.828	18.341	1.174	96.25	1:00.425	3
5	5	U	5 Stacey KILLWORTH	Suzuki GSXR 1000 - Greenplant/Everns	8	8:10.980	18.493	0.152	96.22	1:00.707	3
6	13	U	6 Doug EDMONDSON	Yamaha R1 - Stan Stephens Tuning	8	8:14.122	21.635	3.142	95.61	1:00.547	7
7	60	U	7 Liam McCARTER	Suzuki GSXR1000 - Katie McCarter	8	8:18.583	26.096	4.461	94.75	1:01.444	7
8	20	U	8 Connor SWYER	Suzuki GSXR 1000 K6 - WSC Performance & lleithyr t	8	8:18.768	26.281	0.185	94.72	1:01.580	5
9	77	E	1 David MAY	Suzuki GSXR 750 K1 - ELP Racing	8	8:28.474	35.987	9.706	92.91	1:02.261	5
10	63	U	9 Matthew WREN	Suzuki GSXR - TBR performance	8	8:29.859	37.372	1.385	92.66	1:02.840	4
11	240	E	2 Andy SCANLON	Ducati 996 - helmet city, hel, Continental	8	8:29.952	37.465	0.093	92.64	1:02.433	2
12	7	U	10 Seb JENKINS	Suzuki GSX-R 1000 - Mupo Race Suspension - Enpr	8	8:30.923	38.436	0.971	92.47	1:02.116	8
13	19	U	11 Tyler DONOVAN	Kawasaki ZX10R -	8	8:33.897	41.410	2.974	91.93	1:03.202	7
14	129	E	3 Derek CRIPPS	Yamaha R1 - Kelly Cripps - Team FBR	8	8:34.211	41.724	0.314	91.87	1:02.828	5
15	117	E	4 Raymond STAGG	Suzuki GSXR 750 -	8	8:35.277	42.790	1.066	91.68	1:02.694	7
16	28	E	5 David SPENCER	Suzuki GSXR 600 -	8	8:36.018	43.531	0.741	91.55	1:02.992	7
17	112	U	12 Scott WEST	Suzuki GSXR1000 -	8	8:38.498	46.011	2.480	91.11	1:03.602	8
18	999	E	6 Jack DWYER	Suzuki TLR -	8	8:39.818	47.331	1.320	90.88	1:03.819	6
19	4	U	13 Hayden KILLWORTH	Honda SK BLADE 954 - Stacey Killworth	8	8:40.094	47.607	0.276	90.83	1:03.610	3
20	51	E	7 Michael HOGARTH	Honda SP1 RC-51 - WHR Racing	8	8:48.346	55.859	8.252	89.42	1:05.133	2
21	93	U	14 Tony BOTTO	Suzuki GSXR 1000 K8 - TB Motorcycles	8	8:54.730	1:02.243	6.384	88.35	1:05.688	8
22	21	U	15 Danny BRENNAN	Suzuki GSXR 1000 -	8	8:55.284	1:02.797	0.554	88.26	1:05.356	8
23	404	E	8 Vincent BUTLER	-	8	8:55.387	1:02.900	0.103	88.24	1:05.438	8
24	103	U	16 Craig GOFFORD	Yamaha R1 4XV - Guardian warm roofs, Meala Rac	7	7:57.932	1 Lap	1 Lap	86.49	1:06.205	6
25	6	E	9 Andrew FIRTH	Yamaha YZF-R1 - LTRmotorcycles.co.uk / Palmer F	7	7:59.267	1 Lap	1.335	86.25	1:07.244	4
26	24	U	17 Mark REYNOLDS	Yamaha R1 -	7	7:59.939	1 Lap	0.672	86.13	1:06.225	7
27	35	E	10 Stephen HARVEY	Yamaha YZF R1 -	7	8:18.533	1 Lap	18.594	82.92	1:09.164	3

NOT CLASSIFIED

DNF	119	E	Simon HEALEY	Yamaha R1 - Popular Tyres Ltd / Pro Parts Ltd	2	2:44.584	6 Laps	5 Laps	71.76		
-----	-----	---	--------------	---	---	----------	--------	--------	-------	--	--

FASTEST LAP

275	U	Mark WILBY	Suzuki GSXR1000 - Saga Holidays	5	58.293	101.31 mph	163.04 kph
77	E	David MAY	Suzuki GSXR 750 K1 - ELP Racing	5	1:02.261	94.85 mph	152.65 kph

Class U - 92.5% of Race Speed = 92.49 mph
Class E - 92.5% of Race Speed = 85.94 mph

Weather / Track : Cloudy / Dry

These results are provisional until the conclusion of any judicial and technical matters.

Race Distance: 8 Laps / 13.12 miles

Silverstone National: 1.6404 miles

Date: 02/04/2022 Start: 12:00 Finish: 12:08

Clerk Of Course :

Stewards :

Timekeeper : Craig Smith

Results can be found at www.tsl-timing.com

Printed - 12:10 Saturday, 02 April 2022



BMCRC - MRO Championships 2022 - Rnd 2 @ Silverstone National

Thunderbike Extreme & Ultra

RACE 1 - LAP CHART

LAP 1 @ 12:01:37.242

NO	BEHIND	LAP TIME
11		1:01.356
275	0.111	1:01.467
45	1.754	1:03.110
47	1.985	1:03.341
5	2.474	1:03.830
60	3.584	1:04.940
13	4.043	1:05.399
20	4.366	1:05.722
240	4.644	1:06.000
63	4.813	1:06.169
19	5.797	1:07.153
77	6.090	1:07.446
999	7.141	1:08.497
51	7.384	1:08.740
117	7.725	1:09.081
28	7.908	1:09.264
7	8.355	1:09.711
129	8.892	1:10.248
112	9.028	1:10.384
93	10.454	1:11.810
4	10.555	1:11.911
119	11.263	1:12.619
21	11.638	1:12.994
404	11.827	1:13.183
6	12.201	1:13.557
103	12.745	1:14.101
35	14.439	1:15.795
24	14.519	1:15.875

LAP 2 @ 12:02:36.124

NO	BEHIND	LAP TIME
11		58.882
275	0.257	59.028
47	3.758	1:00.655
45	3.907	1:01.035
5	4.311	1:00.719
60	6.581	1:01.879
13	6.957	1:01.796
20	7.807	1:02.323
240	8.195	1:02.433
63	9.217	1:03.286
77	11.078	1:03.870
19	11.930	1:05.015
999	12.715	1:04.456
7	12.827	1:03.354
117	13.118	1:04.275
51	13.635	1:05.133
28	13.769	1:04.743
129	14.000	1:03.990
112	14.327	1:04.181
4	15.891	1:04.218
93	17.773	1:06.201
21	19.090	1:06.334
404	19.238	1:06.293
6	21.075	1:07.756
103	21.468	1:07.605
24	24.842	1:09.205
35	26.401	1:10.844
119	44.346	1:31.965 P

LAP 3 @ 12:03:34.734

NO	BEHIND	LAP TIME
11		58.610
275	0.170	58.523
45	5.722	1:00.425
47	5.958	1:00.810
5	6.408	1:00.707
13	9.496	1:01.149
60	10.421	1:02.450
20	11.138	1:01.941
240	13.281	1:03.696
63	13.552	1:02.945
77	14.883	1:02.415
19	17.068	1:03.748
7	18.039	1:03.822
999	18.819	1:04.714
117	18.945	1:04.437
28	19.091	1:03.932
129	19.267	1:03.877
112	19.602	1:03.885
51	20.527	1:05.502
4	20.891	1:03.610
93	25.358	1:06.195
21	26.305	1:05.825
404	26.626	1:05.998
6	30.013	1:07.548
103	30.208	1:07.350
24	33.932	1:07.700
35	36.955	1:09.164

LAP 4 @ 12:04:33.689

NO	BEHIND	LAP TIME
275		58.785
11	0.431	59.386
45	7.653	1:00.886
47	7.860	1:00.857
5	8.558	1:01.105
13	12.270	1:01.729
60	13.207	1:01.741
20	14.040	1:01.857
63	17.437	1:02.840
240	17.702	1:03.376
77	18.387	1:02.459
19	21.757	1:03.644
7	21.877	1:02.793
129	23.900	1:03.588
117	24.154	1:04.164
28	24.406	1:04.270
999	24.711	1:04.847
112	25.072	1:04.425
4	26.020	1:04.084
51	27.346	1:05.774
93	32.400	1:05.997
21	32.957	1:05.607
404	33.532	1:05.861
6	38.302	1:07.244
103	38.526	1:07.273
24	42.576	1:07.599
35	47.565	1:09.565

LAP 5 @ 12:05:31.982

NO	BEHIND	LAP TIME
275		58.293
11	1.473	59.335

47	10.447	1:00.880
45	10.633	1:01.273
5	10.980	1:00.715
13	15.394	1:01.417
60	16.408	1:01.494
20	17.327	1:01.580
63	22.072	1:02.928
77	22.355	1:02.261
240	23.131	1:03.722
19	27.025	1:03.561
7	27.217	1:03.633
129	28.435	1:02.828
117	29.691	1:03.830
28	29.905	1:03.792
999	31.013	1:04.595
112	31.220	1:04.441
4	31.644	1:03.917
51	34.659	1:05.606
93	40.160	1:06.053
21	40.616	1:05.952
404	40.847	1:05.608
6	47.914	1:07.905
103	48.042	1:07.809
24	51.323	1:07.040

LAP 6 @ 12:06:30.279

NO	BEHIND	LAP TIME
275		58.297
35	1 Lap	1:10.502
11	2.278	59.102
45	13.572	1:01.236
47	13.658	1:01.508
5	13.748	1:01.065
13	18.081	1:00.984
60	20.555	1:02.444
20	20.902	1:01.872
63	27.214	1:03.439
77	27.391	1:03.333
240	28.437	1:03.603
7	31.991	1:03.071
19	32.785	1:04.057
129	33.439	1:03.301
117	34.097	1:02.703
28	34.964	1:03.356
999	36.535	1:03.819
112	36.698	1:03.775
4	37.063	1:03.716
51	41.730	1:05.368
93	48.568	1:06.705
21	49.243	1:06.924
404	49.302	1:06.752
103	55.950	1:06.205
6	57.556	1:07.939

LAP 7 @ 12:07:28.818

NO	BEHIND	LAP TIME
275		58.539
24	1 Lap	1:06.295
11	3.056	59.317
35	1 Lap	1:11.027
47	16.224	1:01.105
45	16.511	1:01.478
5	16.632	1:01.423
13	20.089	1:00.547
60	23.460	1:01.444

20	24.074	1:01.711
77	32.576	1:03.724
63	32.824	1:04.149
240	33.209	1:03.311
7	35.875	1:02.423
19	37.448	1:03.202
129	37.788	1:02.888
117	38.252	1:02.694
28	39.417	1:02.992
112	41.964	1:03.805
999	42.895	1:04.899
4	43.197	1:04.673
51	49.363	1:06.172
93	56.110	1:06.081
21	56.996	1:06.292
404	57.017	1:06.254

LAP 8 @ 12:08:28.373

NO	BEHIND	LAP TIME
275		59.555
11	4.174	1:00.673
103	1 Lap	1:07.589
6	1 Lap	1:07.318
24	1 Lap	1:06.225
47	17.167	1:00.498
45	18.341	1:01.385
5	18.493	1:01.416
13	21.635	1:01.101
35	1 Lap	1:11.636
60	26.096	1:02.191
20	26.281	1:01.762
77	35.987	1:02.966
63	37.372	1:04.103
240	37.465	1:03.811
7	38.436	1:02.116
19	41.410	1:03.517
129	41.724	1:03.491
117	42.790	1:04.093
28	43.531	1:03.669
112	46.011	1:03.602
999	47.331	1:03.991
4	47.607	1:03.965
51	55.859	1:06.051
93	1:02.243	1:05.688
21	1:02.797	1:05.356
404	1:02.900	1:05.438

BMCRC - MRO Championships 2022 - Rnd 2 @ Silverstone National

Thunderbike Extreme & Ultra

RACE 1 - SECTOR ANALYSIS



SECTOR 1 = FL to I1, SECTOR 2 = I1 to FL, DIFF = Difference To Personal Best Lap, P = Crossed Finish Line in Pit Lane, D = Time Disallowed

P1 275 U		Mark WILBY		Suzuki GSXR1000 - Saga Holidays			
IDEAL LAP TIME : 58.094		BEST LAP TIME : 58.293		DIFFERENCE : 0.199			
LAP	SECTOR 1	SECTOR 2	LAP TIME	MPH	DIFF	TIME OF DAY	
1 -		25.430	1:01.467	96.07	3.174	12:01:37.353	
2 -	33.743	25.285	59.028	100.04	0.735	12:02:36.381	
3 -	33.558	24.965	58.523 (3)	100.91	0.230	12:03:34.904	
4 -	33.685	25.100	58.785	100.46	0.492	12:04:33.689	
5 -	33.241	25.052	58.293 (1)	101.31		12:05:31.982	
6 -	33.444	24.853	58.297 (2)	101.30	0.004	12:06:30.279	
7 -	33.331	25.208	58.539	100.88	0.246	12:07:28.818	
8 -	34.479	25.076	59.555	99.16	1.262	12:08:28.373	

P2 11 U		Josh HARVEY		Yamaha R1 4C8 - NR Racing			
IDEAL LAP TIME : 58.610		BEST LAP TIME : 58.610		DIFFERENCE : 0.000			
LAP	SECTOR 1	SECTOR 2	LAP TIME	MPH	DIFF	TIME OF DAY	
1 -		25.540	1:01.356	96.25	2.746	12:01:37.242	
2 -	33.650	25.232	58.882 (2)	100.29	0.272	12:02:36.124	
3 -	33.501	25.109	58.610 (1)	100.76		12:03:34.734	
4 -	33.833	25.553	59.386	99.44	0.776	12:04:34.120	
5 -	33.987	25.348	59.335	99.53	0.725	12:05:33.455	
6 -	33.848	25.254	59.102 (3)	99.92	0.492	12:06:32.557	
7 -	33.912	25.405	59.317	99.56	0.707	12:07:31.874	
8 -	34.552	26.121	1:00.673	97.33	2.063	12:08:32.547	

P3 47 U		Daryl DANCE		Yamaha YZF R1 - 2 brothers scaffolding			
IDEAL LAP TIME : 59.978		BEST LAP TIME : 1:00.498		DIFFERENCE : 0.520			
LAP	SECTOR 1	SECTOR 2	LAP TIME	MPH	DIFF	TIME OF DAY	
1 -		26.030	1:03.341	93.23	2.843	12:01:39.227	
2 -	34.857	25.798	1:00.655 (2)	97.36	0.157	12:02:39.882	
3 -	35.191	25.619	1:00.810 (3)	97.11	0.312	12:03:40.692	
4 -	35.037	25.820	1:00.857	97.04	0.359	12:04:41.549	
5 -	35.271	25.609	1:00.880	97.00	0.382	12:05:42.429	
6 -	35.514	25.994	1:01.508	96.01	1.010	12:06:43.937	
7 -	35.170	25.935	1:01.105	96.64	0.607	12:07:45.042	
8 -	35.377	25.121	1:00.498 (1)	97.61		12:08:45.540	

P4 45 U		Chad HASHMI		Suzuki GSXR1000 -			
IDEAL LAP TIME : 1:00.425		BEST LAP TIME : 1:00.425		DIFFERENCE : 0.000			
LAP	SECTOR 1	SECTOR 2	LAP TIME	MPH	DIFF	TIME OF DAY	
1 -		25.749	1:03.110	93.57	2.685	12:01:38.996	
2 -	35.068	25.967	1:01.035 (3)	96.75	0.610	12:02:40.031	
3 -	34.792	25.633	1:00.425 (1)	97.73		12:03:40.456	
4 -	34.978	25.908	1:00.886 (2)	96.99	0.461	12:04:41.342	
5 -	35.393	25.880	1:01.273	96.38	0.848	12:05:42.615	
6 -	35.337	25.899	1:01.236	96.44	0.811	12:06:43.851	
7 -	35.185	26.293	1:01.478	96.06	1.053	12:07:45.329	
8 -	35.551	25.834	1:01.385	96.20	0.960	12:08:46.714	

P5 5 U		Stacey KILLWORTH		Suzuki GSXR 1000 - Greenplant/Everns			
IDEAL LAP TIME : 1:00.537		BEST LAP TIME : 1:00.707		DIFFERENCE : 0.170			
LAP	SECTOR 1	SECTOR 2	LAP TIME	MPH	DIFF	TIME OF DAY	
1 -		26.080	1:03.830	92.52	3.123	12:01:39.716	
2 -	34.868	25.851	1:00.719 (3)	97.26	0.012	12:02:40.435	
3 -	34.893	25.814	1:00.707 (1)	97.28		12:03:41.142	
4 -	34.830	26.275	1:01.105	96.64	0.398	12:04:42.247	
5 -	34.810	25.905	1:00.715 (2)	97.26	0.008	12:05:42.962	
6 -	35.235	25.830	1:01.065	96.71	0.358	12:06:44.027	
7 -	35.433	25.990	1:01.423	96.14	0.716	12:07:45.450	
8 -	35.689	25.727	1:01.416	96.15	0.709	12:08:46.866	

BMCRC - MRO Championships 2022 - Rnd 2 @ Silverstone National

Thunderbike Extreme & Ultra

RACE 1 - SECTOR ANALYSIS



SECTOR 1 = FL to I1, SECTOR 2 = I1 to FL, DIFF = Difference To Personal Best Lap, P = Crossed Finish Line in Pit Lane, D = Time Disallowed

P6 13 U		Doug EDMONDSON		Yamaha R1 - Stan Stephens Tuning			
IDEAL LAP TIME : 1:00.547		BEST LAP TIME : 1:00.547		DIFFERENCE : 0.000			
LAP	SECTOR 1	SECTOR 2	LAP TIME	MPH	DIFF	TIME OF DAY	
1 -		26.770	1:05.399	90.30	4.852	12:01:41.285	
2 -	35.183	26.613	1:01.796	95.56	1.249	12:02:43.081	
3 -	35.006	26.143	1:01.149	96.57	0.602	12:03:44.230	
4 -	35.321	26.408	1:01.729	95.67	1.182	12:04:45.959	
5 -	34.833	26.584	1:01.417	96.15	0.870	12:05:47.376	
6 -	34.763	26.221	1:00.984 (2)	96.83	0.437	12:06:48.360	
7 -	34.461	26.086	1:00.547 (1)	97.53		12:07:48.907	
8 -	34.781	26.320	1:01.101 (3)	96.65	0.554	12:08:50.008	

P7 60 U		Liam McCARTER		Suzuki GSXR1000 - Katie McCarter			
IDEAL LAP TIME : 1:01.410		BEST LAP TIME : 1:01.444		DIFFERENCE : 0.034			
LAP	SECTOR 1	SECTOR 2	LAP TIME	MPH	DIFF	TIME OF DAY	
1 -		26.813	1:04.940	90.93	3.496	12:01:40.826	
2 -	35.299	26.580	1:01.879	95.43	0.435	12:02:42.705	
3 -	35.469	26.981	1:02.450	94.56	1.006	12:03:45.155	
4 -	35.210	26.531	1:01.741 (3)	95.65	0.297	12:04:46.896	
5 -	35.043	26.451	1:01.494 (2)	96.03	0.050	12:05:48.390	
6 -	35.565	26.879	1:02.444	94.57	1.000	12:06:50.834	
7 -	34.959	26.485	1:01.444 (1)	96.11		12:07:52.278	
8 -	35.187	27.004	1:02.191	94.96	0.747	12:08:54.469	

P8 20 U		Connor SWYER		Suzuki GSXR 1000 K6 - WSC Performace & lleithyr farm			
IDEAL LAP TIME : 1:01.300		BEST LAP TIME : 1:01.580		DIFFERENCE : 0.280			
LAP	SECTOR 1	SECTOR 2	LAP TIME	MPH	DIFF	TIME OF DAY	
1 -		26.669	1:05.722	89.85	4.142	12:01:41.608	
2 -	35.499	26.824	1:02.323	94.75	0.743	12:02:43.931	
3 -	35.428	26.513	1:01.941	95.34	0.361	12:03:45.872	
4 -	35.575	26.282	1:01.857	95.47	0.277	12:04:47.729	
5 -	35.317	26.263	1:01.580 (1)	95.90		12:05:49.309	
6 -	35.037	26.835	1:01.872	95.44	0.292	12:06:51.181	
7 -	35.303	26.408	1:01.711 (2)	95.69	0.131	12:07:52.892	
8 -	35.450	26.312	1:01.762 (3)	95.61	0.182	12:08:54.654	

P9 77 E		David MAY		Suzuki GSXR 750 K1 - ELP Racing			
IDEAL LAP TIME : 1:02.124		BEST LAP TIME : 1:02.261		DIFFERENCE : 0.137			
LAP	SECTOR 1	SECTOR 2	LAP TIME	MPH	DIFF	TIME OF DAY	
1 -		27.414	1:07.446	87.56	5.185	12:01:43.332	
2 -	36.284	27.586	1:03.870	92.46	1.609	12:02:47.202	
3 -	35.979	26.436	1:02.415 (2)	94.61	0.154	12:03:49.617	
4 -	35.833	26.626	1:02.459 (3)	94.55	0.198	12:04:52.076	
5 -	35.970	26.291	1:02.261 (1)	94.85		12:05:54.337	
6 -	36.174	27.159	1:03.333	93.24	1.072	12:06:57.670	
7 -	36.988	26.736	1:03.724	92.67	1.463	12:08:01.394	
8 -	36.308	26.658	1:02.966	93.79	0.705	12:09:04.360	

P10 63 U		Matthew WREN		Suzuki GSXR - TBR performance			
IDEAL LAP TIME : 1:02.671		BEST LAP TIME : 1:02.840		DIFFERENCE : 0.169			
LAP	SECTOR 1	SECTOR 2	LAP TIME	MPH	DIFF	TIME OF DAY	
1 -		27.109	1:06.169	89.25	3.329	12:01:42.055	
2 -	36.375	26.911	1:03.286	93.31	0.446	12:02:45.341	
3 -	35.895	27.050	1:02.945 (3)	93.82	0.105	12:03:48.286	
4 -	36.064	26.776	1:02.840 (1)	93.97		12:04:51.126	
5 -	35.977	26.951	1:02.928 (2)	93.84	0.088	12:05:54.054	
6 -	35.925	27.514	1:03.439	93.09	0.599	12:06:57.493	
7 -	36.598	27.551	1:04.149	92.06	1.309	12:08:01.642	
8 -	36.894	27.209	1:04.103	92.12	1.263	12:09:05.745	

BMCRC - MRO Championships 2022 - Rnd 2 @ Silverstone National

Thunderbike Extreme & Ultra

RACE 1 - SECTOR ANALYSIS



SECTOR 1 = FL to I1, SECTOR 2 = I1 to FL, DIFF = Difference To Personal Best Lap, P = Crossed Finish Line in Pit Lane, D = Time Disallowed

P11 240 E		Andy SCANLON		Ducati 996 - helmet city, hel, Continental			
IDEAL LAP TIME : 1:02.433		BEST LAP TIME : 1:02.433		DIFFERENCE : 0.000			
LAP	SECTOR 1	SECTOR 2	LAP TIME	MPH	DIFF	TIME OF DAY	
1 -		26.808	1:06.000	89.47	3.567	12:01:41.886	
2 -	36.086	26.347	1:02.433 (1)	94.59		12:02:44.319	
3 -	36.503	27.193	1:03.696	92.71	1.263	12:03:48.015	
4 -	36.773	26.603	1:03.376 (3)	93.18	0.943	12:04:51.391	
5 -	36.754	26.968	1:03.722	92.67	1.289	12:05:55.113	
6 -	36.930	26.673	1:03.603	92.85	1.170	12:06:58.716	
7 -	36.744	26.567	1:03.311 (2)	93.28	0.878	12:08:02.027	
8 -	37.025	26.786	1:03.811	92.54	1.378	12:09:05.838	

P12 7 U		Seb JENKINS		Suzuki GSX-R 1000 - Mupo Race Suspension - Enpro - DDA gr			
IDEAL LAP TIME : 1:02.116		BEST LAP TIME : 1:02.116		DIFFERENCE : 0.000			
LAP	SECTOR 1	SECTOR 2	LAP TIME	MPH	DIFF	TIME OF DAY	
1 -		27.913	1:09.711	84.71	7.595	12:01:45.597	
2 -	36.110	27.244	1:03.354	93.21	1.238	12:02:48.951	
3 -	36.649	27.173	1:03.822	92.53	1.706	12:03:52.773	
4 -	35.920	26.873	1:02.793 (3)	94.04	0.677	12:04:55.566	
5 -	36.318	27.315	1:03.633	92.80	1.517	12:05:59.199	
6 -	36.106	26.965	1:03.071	93.63	0.955	12:07:02.270	
7 -	35.592	26.831	1:02.423 (2)	94.60	0.307	12:08:04.693	
8 -	35.480	26.636	1:02.116 (1)	95.07		12:09:06.809	

P13 19 U		Tyler DONOVAN		Kawasaki ZX10R -			
IDEAL LAP TIME : 1:03.099		BEST LAP TIME : 1:03.202		DIFFERENCE : 0.103			
LAP	SECTOR 1	SECTOR 2	LAP TIME	MPH	DIFF	TIME OF DAY	
1 -		27.500	1:07.153	87.94	3.951	12:01:43.039	
2 -	36.592	28.423	1:05.015	90.83	1.813	12:02:48.054	
3 -	35.946	27.802	1:03.748	92.64	0.546	12:03:51.802	
4 -	36.071	27.573	1:03.644	92.79	0.442	12:04:55.446	
5 -	35.973	27.588	1:03.561 (3)	92.91	0.359	12:05:59.007	
6 -	36.429	27.628	1:04.057	92.19	0.855	12:07:03.064	
7 -	35.599	27.603	1:03.202 (1)	93.44		12:08:06.266	
8 -	35.954	27.563	1:03.517 (2)	92.97	0.315	12:09:09.783	

P14 129 E		Derek CRIPPS		Yamaha R1 - Kelly Cripps - Team FBR			
IDEAL LAP TIME : 1:02.828		BEST LAP TIME : 1:02.828		DIFFERENCE : 0.000			
LAP	SECTOR 1	SECTOR 2	LAP TIME	MPH	DIFF	TIME OF DAY	
1 -		28.329	1:10.248	84.06	7.420	12:01:46.134	
2 -	36.760	27.230	1:03.990	92.29	1.162	12:02:50.124	
3 -	37.005	26.872	1:03.877	92.45	1.049	12:03:54.001	
4 -	36.934	26.654	1:03.588	92.87	0.760	12:04:57.589	
5 -	36.387	26.441	1:02.828 (1)	93.99		12:06:00.417	
6 -	36.576	26.725	1:03.301 (3)	93.29	0.473	12:07:03.718	
7 -	36.390	26.498	1:02.888 (2)	93.90	0.060	12:08:06.606	
8 -	36.735	26.756	1:03.491	93.01	0.663	12:09:10.097	

P15 117 E		Raymond STAGG		Suzuki GSXR 750 -			
IDEAL LAP TIME : 1:02.613		BEST LAP TIME : 1:02.694		DIFFERENCE : 0.081			
LAP	SECTOR 1	SECTOR 2	LAP TIME	MPH	DIFF	TIME OF DAY	
1 -		27.756	1:09.081	85.48	6.387	12:01:44.967	
2 -	37.037	27.238	1:04.275	91.88	1.581	12:02:49.242	
3 -	37.003	27.434	1:04.437	91.65	1.743	12:03:53.679	
4 -	36.715	27.449	1:04.164	92.04	1.470	12:04:57.843	
5 -	37.058	26.772	1:03.830 (3)	92.52	1.136	12:06:01.673	
6 -	36.152	26.551	1:02.703 (2)	94.18	0.009	12:07:04.376	
7 -	36.062	26.632	1:02.694 (1)	94.19		12:08:07.070	
8 -	36.871	27.222	1:04.093	92.14	1.399	12:09:11.163	

BMCRC - MRO Championships 2022 - Rnd 2 @ Silverstone National

Thunderbike Extreme & Ultra

RACE 1 - SECTOR ANALYSIS



SECTOR 1 = FL to I1, SECTOR 2 = I1 to FL, DIFF = Difference To Personal Best Lap, P = Crossed Finish Line in Pit Lane, D = Time Disallowed

P16 28 E		David SPENCER		Suzuki GSXR 600 -			
IDEAL LAP TIME : 1:02.746		BEST LAP TIME : 1:02.992		DIFFERENCE : 0.246			
LAP	SECTOR 1	SECTOR 2	LAP TIME	MPH	DIFF	TIME OF DAY	
1 -		27.300	1:09.264	85.26	6.272	12:01:45.150	
2 -	37.461	27.282	1:04.743	91.21	1.751	12:02:49.893	
3 -	36.754	27.178	1:03.932	92.37	0.940	12:03:53.825	
4 -	37.386	26.884	1:04.270	91.88	1.278	12:04:58.095	
5 -	37.050	26.742	1:03.792	92.57	0.800	12:06:01.887	
6 -	36.876	26.480	1:03.356 (2)	93.21	0.364	12:07:05.243	
7 -	36.266	26.726	1:02.992 (1)	93.75		12:08:08.235	
8 -	36.842	26.827	1:03.669 (3)	92.75	0.677	12:09:11.904	

P17 112 U		Scott WEST		Suzuki GSXR1000 -			
IDEAL LAP TIME : 1:03.404		BEST LAP TIME : 1:03.602		DIFFERENCE : 0.198			
LAP	SECTOR 1	SECTOR 2	LAP TIME	MPH	DIFF	TIME OF DAY	
1 -		28.401	1:10.384	83.90	6.782	12:01:46.270	
2 -	36.638	27.543	1:04.181	92.01	0.579	12:02:50.451	
3 -	36.937	26.948	1:03.885	92.44	0.283	12:03:54.336	
4 -	36.931	27.494	1:04.425	91.66	0.823	12:04:58.761	
5 -	36.990	27.451	1:04.441	91.64	0.839	12:06:03.202	
6 -	36.456	27.319	1:03.775 (2)	92.60	0.173	12:07:06.977	
7 -	36.551	27.254	1:03.805 (3)	92.55	0.203	12:08:10.782	
8 -	36.529	27.073	1:03.602 (1)	92.85		12:09:14.384	

P18 999 E		Jack DWYER		Suzuki TLR -			
IDEAL LAP TIME : 1:03.695		BEST LAP TIME : 1:03.819		DIFFERENCE : 0.124			
LAP	SECTOR 1	SECTOR 2	LAP TIME	MPH	DIFF	TIME OF DAY	
1 -		27.705	1:08.497	86.21	4.678	12:01:44.383	
2 -	36.666	27.790	1:04.456 (3)	91.62	0.637	12:02:48.839	
3 -	36.746	27.968	1:04.714	91.25	0.895	12:03:53.553	
4 -	36.796	28.051	1:04.847	91.07	1.028	12:04:58.400	
5 -	37.281	27.314	1:04.595	91.42	0.776	12:06:02.995	
6 -	36.381	27.438	1:03.819 (1)	92.53		12:07:06.814	
7 -	36.982	27.917	1:04.899	90.99	1.080	12:08:11.713	
8 -	36.395	27.596	1:03.991 (2)	92.28	0.172	12:09:15.704	

P19 4 U		Hayden KILLWORTH		Honda SK BLADE 954 - Stacey Killworth			
IDEAL LAP TIME : 1:03.502		BEST LAP TIME : 1:03.610		DIFFERENCE : 0.108			
LAP	SECTOR 1	SECTOR 2	LAP TIME	MPH	DIFF	TIME OF DAY	
1 -		28.482	1:11.911	82.12	8.301	12:01:47.797	
2 -	37.158	27.060	1:04.218	91.96	0.608	12:02:52.015	
3 -	36.504	27.106	1:03.610 (1)	92.84		12:03:55.625	
4 -	36.827	27.257	1:04.084	92.15	0.474	12:04:59.709	
5 -	36.442	27.475	1:03.917 (3)	92.39	0.307	12:06:03.626	
6 -	36.579	27.137	1:03.716 (2)	92.68	0.106	12:07:07.342	
7 -	36.908	27.765	1:04.673	91.31	1.063	12:08:12.015	
8 -	36.731	27.234	1:03.965	92.32	0.355	12:09:15.980	

P20 51 E		Michael HOGARTH		Honda SP1 RC-51 - WHR Racing			
IDEAL LAP TIME : 1:04.926		BEST LAP TIME : 1:05.133		DIFFERENCE : 0.207			
LAP	SECTOR 1	SECTOR 2	LAP TIME	MPH	DIFF	TIME OF DAY	
1 -		27.920	1:08.740	85.91	3.607	12:01:44.626	
2 -	37.484	27.649	1:05.133 (1)	90.67		12:02:49.759	
3 -	38.060	27.442	1:05.502 (3)	90.16	0.369	12:03:55.261	
4 -	38.004	27.770	1:05.774	89.78	0.641	12:05:01.035	
5 -	37.914	27.692	1:05.606	90.01	0.473	12:06:06.641	
6 -	37.572	27.796	1:05.368 (2)	90.34	0.235	12:07:12.009	
7 -	38.198	27.974	1:06.172	89.24	1.039	12:08:18.181	
8 -	38.350	27.701	1:06.051	89.41	0.918	12:09:24.232	

BMCRC - MRO Championships 2022 - Rnd 2 @ Silverstone National

Thunderbike Extreme & Ultra

RACE 1 - SECTOR ANALYSIS



SECTOR 1 = FL to I1, SECTOR 2 = I1 to FL, DIFF = Difference To Personal Best Lap, P = Crossed Finish Line in Pit Lane, D = Time Disallowed

P21 93 U		Tony BOTTO		Suzuki GSXR 1000 K8 - TB Motorcycles		
IDEAL LAP TIME : 1:05.456		BEST LAP TIME : 1:05.688		DIFFERENCE : 0.232		
LAP	SECTOR 1	SECTOR 2	LAP TIME	MPH	DIFF	TIME OF DAY
1 -		29.667	1:11.810	82.23	6.122	12:01:47.696
2 -	37.786	28.415	1:06.201	89.20	0.513	12:02:53.897
3 -	37.867	28.328	1:06.195	89.21	0.507	12:04:00.092
4 -	37.423	28.574	1:05.997 (2)	89.48	0.309	12:05:06.089
5 -	37.602	28.451	1:06.053 (3)	89.40	0.365	12:06:12.142
6 -	37.964	28.741	1:06.705	88.53	1.017	12:07:18.847
7 -	37.205	28.876	1:06.081	89.37	0.393	12:08:24.928
8 -	37.128	28.560	1:05.688 (1)	89.90		12:09:30.616

P22 21 U		Danny BRENNAN		Suzuki GSXR 1000 -		
IDEAL LAP TIME : 1:05.356		BEST LAP TIME : 1:05.356		DIFFERENCE : 0.000		
LAP	SECTOR 1	SECTOR 2	LAP TIME	MPH	DIFF	TIME OF DAY
1 -		29.300	1:12.994	80.90	7.638	12:01:48.880
2 -	37.347	28.987	1:06.334	89.02	0.978	12:02:55.214
3 -	37.526	28.299	1:05.825 (3)	89.71	0.469	12:04:01.039
4 -	37.237	28.370	1:05.607 (2)	90.01	0.251	12:05:06.646
5 -	37.256	28.696	1:05.952	89.54	0.596	12:06:12.598
6 -	37.828	29.096	1:06.924	88.24	1.568	12:07:19.522
7 -	37.405	28.887	1:06.292	89.08	0.936	12:08:25.814
8 -	37.087	28.269	1:05.356 (1)	90.36		12:09:31.170

P23 404 E		Vincent BUTLER		-		
IDEAL LAP TIME : 1:04.926		BEST LAP TIME : 1:05.438		DIFFERENCE : 0.512		
LAP	SECTOR 1	SECTOR 2	LAP TIME	MPH	DIFF	TIME OF DAY
1 -		28.866	1:13.183	80.69	7.745	12:01:49.069
2 -	38.404	27.889	1:06.293	89.08	0.855	12:02:55.362
3 -	38.092	27.906	1:05.998	89.48	0.560	12:04:01.360
4 -	38.492	27.369	1:05.861 (3)	89.66	0.423	12:05:07.221
5 -	38.317	27.291	1:05.608 (2)	90.01	0.170	12:06:12.829
6 -	38.539	28.213	1:06.752	88.47	1.314	12:07:19.581
7 -	38.348	27.906	1:06.254	89.13	0.816	12:08:25.835
8 -	37.635	27.803	1:05.438 (1)	90.24		12:09:31.273

P24 103 U		Craig GOFFORD		Yamaha R1 4XV - Guardian warm roofs, Meala Racing Develop		
IDEAL LAP TIME : 1:06.205		BEST LAP TIME : 1:06.205		DIFFERENCE : 0.000		
LAP	SECTOR 1	SECTOR 2	LAP TIME	MPH	DIFF	TIME OF DAY
1 -		29.605	1:14.101	79.69	7.896	12:01:49.987
2 -	39.194	28.411	1:07.605	87.35	1.400	12:02:57.592
3 -	38.574	28.776	1:07.350 (3)	87.68	1.145	12:04:04.942
4 -	38.456	28.817	1:07.273 (2)	87.78	1.068	12:05:12.215
5 -	38.817	28.992	1:07.809	87.09	1.604	12:06:20.024
6 -	38.268	27.937	1:06.205 (1)	89.20		12:07:26.229
7 -	38.978	28.611	1:07.589	87.37	1.384	12:08:33.818

P25 6 E		Andrew FIRTH		Yamaha YZF-R1 - LTRmotorcycles.co.uk / Palmer Race Skool /		
IDEAL LAP TIME : 1:06.680		BEST LAP TIME : 1:07.244		DIFFERENCE : 0.564		
LAP	SECTOR 1	SECTOR 2	LAP TIME	MPH	DIFF	TIME OF DAY
1 -		30.119	1:13.557	80.28	6.313	12:01:49.443
2 -	38.726	29.030	1:07.756	87.16	0.512	12:02:57.199
3 -	38.430	29.118	1:07.548 (3)	87.42	0.304	12:04:04.747
4 -	38.066	29.178	1:07.244 (1)	87.82		12:05:11.991
5 -	38.791	29.114	1:07.905	86.96	0.661	12:06:19.896
6 -	39.325	28.614	1:07.939	86.92	0.695	12:07:27.835
7 -	38.509	28.809	1:07.318 (2)	87.72	0.074	12:08:35.153

BMCRC - MRO Championships 2022 - Rnd 2 @ Silverstone National

Thunderbike Extreme & Ultra

RACE 1 - SECTOR ANALYSIS



SECTOR 1 = FL to I1, SECTOR 2 = I1 to FL, DIFF = Difference To Personal Best Lap, P = Crossed Finish Line in Pit Lane, D = Time Disallowed

P26		24 U		Mark REYNOLDS		Yamaha R1 -	
IDEAL LAP TIME : 1:06.035		BEST LAP TIME : 1:06.225		DIFFERENCE : 0.190			
LAP	SECTOR 1	SECTOR 2	LAP TIME	MPH	DIFF	TIME OF DAY	
1 -		30.000	1:15.875	77.83	9.650	12:01:51.761	
2 -	40.347	28.858	1:09.205	85.33	2.980	12:03:00.966	
3 -	39.704	27.996	1:07.700	87.23	1.475	12:04:08.666	
4 -	39.034	28.565	1:07.599	87.36	1.374	12:05:16.265	
5 -	38.767	28.273	1:07.040 (3)	88.09	0.815	12:06:23.305	
6 -	38.161	28.134	1:06.295 (2)	89.08	0.070	12:07:29.600	
7 -	38.351	27.874	1:06.225 (1)	89.17		12:08:35.825	

P27		35 E		Stephen HARVEY		Yamaha YZF R1 -	
IDEAL LAP TIME : 1:09.164		BEST LAP TIME : 1:09.164		DIFFERENCE : 0.000			
LAP	SECTOR 1	SECTOR 2	LAP TIME	MPH	DIFF	TIME OF DAY	
1 -		30.012	1:15.795	77.91	6.631	12:01:51.681	
2 -	41.015	29.829	1:10.844	83.36	1.680	12:03:02.525	
3 -	39.770	29.394	1:09.164 (1)	85.38		12:04:11.689	
4 -	39.828	29.737	1:09.565 (2)	84.89	0.401	12:05:21.254	
5 -	40.414	30.088	1:10.502 (3)	83.76	1.338	12:06:31.756	
6 -	41.144	29.883	1:11.027	83.14	1.863	12:07:42.783	
7 -	41.127	30.509	1:11.636	82.43	2.472	12:08:54.419	

P28		119 E		Simon HEALEY		Yamaha R1 - Popular Tyres Ltd / Pro Parts Ltd	
IDEAL LAP TIME : 1:15.165		BEST LAP TIME :		DIFFERENCE :			
LAP	SECTOR 1	SECTOR 2	LAP TIME	MPH	DIFF	TIME OF DAY	
1 -		29.470	1:12.619	81.32		12:01:48.505	
2 -	45.695	IN PIT	1:31.965 P	64.21		12:03:20.470	

BMCRC - MRO Championships 2022 - Rnd 2 @ Silverstone National

Thunderbike Extreme & Ultra

RACE 1 - BEST SECTORS

SECTOR 1			SECTOR 2			IDEAL / BEST COMPARISON						
POS	NO	NAME	TIME	NO	NAME	TIME	POS	NO	NAME	IDEAL	BEST	DIFF
									PERFECT LAP	58.094		
1	275	WILBY	33.241	275	WILBY	24.853	1	275	WILBY	58.094	58.293	0.199
2	11	HARVEY	33.501	11	HARVEY	25.109	2	11	HARVEY	58.610	58.610	0.000
3	13	EDMONDSON	34.461	47	DANCE	25.121	3	47	DANCE	59.978	1:00.498	0.520
4	45	HASHMI	34.792	45	HASHMI	25.633	4	45	HASHMI	1:00.425	1:00.425	0.000
5	5	KILLWORTH	34.810	5	KILLWORTH	25.727	5	5	KILLWORTH	1:00.537	1:00.707	0.170
6	47	DANCE	34.857	13	EDMONDSON	26.086	6	13	EDMONDSON	1:00.547	1:00.547	0.000
7	60	McCARTER	34.959	20	SWYER	26.263	7	20	SWYER	1:01.300	1:01.580	0.280
8	20	SWYER	35.037	77	MAY	26.291	8	60	McCARTER	1:01.410	1:01.444	0.034
9	7	JENKINS	35.480	240	SCANLON	26.347	9	7	JENKINS	1:02.116	1:02.116	0.000
10	19	DONOVAN	35.599	129	CRIPPS	26.441	10	77	MAY	1:02.124	1:02.261	0.137
11	77	MAY	35.833	60	McCARTER	26.451	11	240	SCANLON	1:02.433	1:02.433	0.000
12	63	WREN	35.895	28	SPENCER	26.480	12	117	STAGG	1:02.613	1:02.694	0.081
13	117	STAGG	36.062	117	STAGG	26.551	13	63	WREN	1:02.671	1:02.840	0.169
14	240	SCANLON	36.086	7	JENKINS	26.636	14	28	SPENCER	1:02.746	1:02.992	0.246
15	28	SPENCER	36.266	63	WREN	26.776	15	129	CRIPPS	1:02.828	1:02.828	0.000
16	999	DWYER	36.381	112	WEST	26.948	16	19	DONOVAN	1:03.099	1:03.202	0.103
17	129	CRIPPS	36.387	4	KILLWORTH	27.060	17	112	WEST	1:03.404	1:03.602	0.198
18	4	KILLWORTH	36.442	404	BUTLER	27.291	18	4	KILLWORTH	1:03.502	1:03.610	0.108
19	112	WEST	36.456	999	DWYER	27.314	19	999	DWYER	1:03.695	1:03.819	0.124
20	21	BRENNAN	37.087	51	HOGARTH	27.442	20	404	BUTLER	1:04.926	1:05.438	0.512
21	93	BOTTO	37.128	19	DONOVAN	27.500	21	51	HOGARTH	1:04.926	1:05.133	0.207
22	51	HOGARTH	37.484	24	REYNOLDS	27.874	22	21	BRENNAN	1:05.356	1:05.356	0.000
23	404	BUTLER	37.635	103	GOFFORD	27.937	23	93	BOTTO	1:05.456	1:05.688	0.232
24	6	FIRTH	38.066	21	BRENNAN	28.269	24	24	REYNOLDS	1:06.035	1:06.225	0.190
25	24	REYNOLDS	38.161	93	BOTTO	28.328	25	103	GOFFORD	1:06.205	1:06.205	0.000
26	103	GOFFORD	38.268	6	FIRTH	28.614	26	6	FIRTH	1:06.680	1:07.244	0.564
27	35	HARVEY	39.770	35	HARVEY	29.394	27	35	HARVEY	1:09.164	1:09.164	0.000
28	119	HEALEY	45.695	119	HEALEY	29.470	28	119	HEALEY	1:15.165		

BMCRC - MRO Championships 2022 - Rnd 2 @ Silverstone National

Thunderbike Extreme & Ultra

RACE 1 - STATISTICS

Competitors Started	28
Planned Start	2022-04-02 @ 11:50:00.000
Actual Start	2022-04-02 @ 12:00:35.885
Finish Time	2022-04-02 @ 12:08:28.372
Track Length	1.6404mi.
Total Laps	214
Total Distance Covered	351.0591mi.

Session Fastest Lap History

NO	CL	NAME	LAP TIME	TIME OF DAY	LAP	VEHICLE
11	U	Josh HARVEY	58.882	12:02:36.129	2	Yamaha R1 4C8
11	U	Josh HARVEY	58.610	12:03:34.738	3	Yamaha R1 4C8
275	U	Mark WILBY	58.523	12:03:34.898	3	Suzuki GSXR1000
275	U	Mark WILBY	58.293	12:05:31.977	5	Suzuki GSXR1000

Session Leader History

NO	CL	NAME	FROM LAP	LAPS LED	DISTANCE	VEHICLE
11	U	Josh HARVEY	1	3	4.92 miles	Yamaha R1 4C8
275	U	Mark WILBY	4	5	8.20 miles	Suzuki GSXR1000

Flag History

TYPE	TIME OF DAY
GREEN	12:00:35.885
FINISH	12:08:28.372

Flag Statistics

TYPE	COUNT	TOTAL LAPS	TOTAL TIME
Green	1	8	9:08.218
Red	0	0	0.000
Safety Car	0	0	0.000
FCY	0	0	0.000

BMCRC - MRO Championships 2022 - Rnd 2 @ Silverstone National

Thunderbike Extreme & Ultra

RACE 1 - STATISTICS

CLASS : E

11 Starters

Fastest Lap History

NO	NAME	LAP TIME	TIME OF DAY	LAP	VEHICLE
240	Andy SCANLON	1:02.433	12:02:44.327	2	Ducati 996
77	David MAY	1:02.415	12:03:49.615	3	Suzuki GSXR 750 K1
77	David MAY	1:02.261	12:05:54.336	5	Suzuki GSXR 750 K1

Leader History

NO	NAME	FROM LAP	LAPS LED	DISTANCE	VEHICLE
240	Andy SCANLON	1	4	6.56 miles	Ducati 996
77	David MAY	5	4	6.56 miles	Suzuki GSXR 750 K1

BMCRC - MRO Championships 2022 - Rnd 2 @ Silverstone National

Thunderbike Extreme & Ultra

RACE 1 - STATISTICS

CLASS : U

17 Starters

Fastest Lap History

NO	NAME	LAP TIME	TIME OF DAY	LAP	VEHICLE
11	Josh HARVEY	58.882	12:02:36.129	2	Yamaha R1 4C8
11	Josh HARVEY	58.610	12:03:34.738	3	Yamaha R1 4C8
275	Mark WILBY	58.523	12:03:34.898	3	Suzuki GSXR1000
275	Mark WILBY	58.293	12:05:31.977	5	Suzuki GSXR1000

Leader History

NO	NAME	FROM LAP	LAPS LED	DISTANCE	VEHICLE
11	Josh HARVEY	1	3	4.92 miles	Yamaha R1 4C8
275	Mark WILBY	4	5	8.20 miles	Suzuki GSXR1000

BMCRC - MRO Championships 2022 - Rnd 2 @ Silverstone National



Thunderbike Extreme & Ultra

RACE 11 - GRID (8 Laps)



ROW 10	30		29	84 Ricardo BRANCO	28	35 Stephen HARVEY	1:09.164		
ROW 9		27	119 Simon HEALEY	26	6 Andrew FIRTH	25	24 Mark REYNOLDS	1:07.244 1:06.225	
ROW 8		24	103 Craig GOFFORD	23	93 Tony BOTTO	22	404 Vincent BUTLER	1:06.205 1:05.688 1:05.438	
ROW 7			21	21 Danny BRENNAN	20	51 Michael HOGARTH	19	999 Jack DWYER	1:05.356 1:05.133 1:03.819
ROW 6		18	4 Hayden KILLWORTH	17	112 Scott WEST	16	19 Tyler DONOVAN	1:03.610 1:03.602 1:03.202	
ROW 5			15	28 David SPENCER	14	63 Matthew WREN	13	129 Derek CRIPPS	1:02.992 1:02.840 1:02.828
ROW 4		12	117 Raymond STAGG	11	240 Andy SCANLON	10	77 David MAY	1:02.694 1:02.433 1:02.261	
ROW 3			9	7 Seb JENKINS	8	20 Connor SWYER	7	60 Liam McCARTER	1:02.116 1:01.580 1:01.444
ROW 2		6	5 Stacey KILLWORTH	5	13 Doug EDMONDSON	4	47 Daryl DANCE	1:00.707 1:00.547 1:00.498	
ROW 1			3	45 Chad HASHMI	2	11 Josh HARVEY	1	275 Mark WILBY	1:00.425 58.610 58.293
Pole									

Silverstone National: 1.6404 miles

These results are provisional until the conclusion of any judicial and technical matters.

Clerk Of Course :	Stewards :	Timekeeper : Craig Smith
-------------------	------------	--------------------------

Results can be found at www.tsl-timing.com

Printed - 12:11 Saturday, 02 April 2022



BMCRC - MRO Championships 2022 - Rnd 2 @ Silverstone National

Thunderbike Extreme & Ultra RACE 11 - CLASSIFICATION



POS	NO	CL	PIC NAME	ENTRY	LAPS	TIME	GAP	DIFF	MPH	BEST	ON
1	11	U	1 Josh HARVEY	Yamaha R1 4C8 - NR Racing	6	5:57.529			99.10	59.039	2
2	47	U	2 Daryl DANCE	Yamaha YZF R1 - 2 brothers scaffolding	6	6:06.207	8.678	8.678	96.75	1:00.514	2
3	5	U	3 Stacey KILLWORTH	Suzuki GSXR 1000 - Greenplant/Everns	6	6:09.183	11.654	2.976	95.97	1:00.924	2
4	20	U	4 Connor SWYER	Suzuki GSXR 1000 K6 - WSC Performace & lleithyr i	6	6:11.260	13.731	2.077	95.44	1:00.771	6
5	60	U	5 Liam McCARTER	Suzuki GSXR1000 - Katie McCarter	6	6:16.372	18.843	5.112	94.14	1:02.119	6
6	7	U	6 Seb JENKINS	Suzuki GSX-R 1000 - Mupo Race Suspension - Enpr	6	6:19.660	22.131	3.288	93.33	1:02.170	3
7	77	E	1 David MAY	Suzuki GSXR 750 K1 - ELP Racing	6	6:19.932	22.403	0.272	93.26	1:02.345	5
8	240	E	2 Andy SCANLON	Ducati 996 - helmet city, hel, Continental	6	6:24.844	27.315	4.912	92.07	1:03.468	3
9	112	U	7 Scott WEST	Suzuki GSXR1000 -	6	6:26.338	28.809	1.494	91.71	1:03.712	2
10	13	U	8 Doug EDMONDSON	Yamaha R1 - Stan Stephens Tuning	6	6:28.789	31.260	2.451	91.13	1:01.286	6
11	19	U	9 Tyler DONOVAN	Kawasaki ZX10R -	6	6:31.658	34.129	2.869	90.47	1:04.013	4
12	117	E	3 Raymond STAGG	Suzuki GSXR 750 -	6	6:31.752	34.223	0.094	90.44	1:03.963	4
13	129	E	4 Derek CRIPPS	Yamaha R1 - Kelly Cripps - Team FBR	6	6:31.964	34.435	0.212	90.40	1:04.031	4
14	999	E	5 Jack DWYER	Suzuki TLR -	6	6:34.707	37.178	2.743	89.77	1:03.877	6
15	28	E	6 David SPENCER	Suzuki GSXR 600 -	6	6:35.081	37.552	0.374	89.68	1:04.891	3
16	4	U	10 Hayden KILLWORTH	Honda SK BLADE 954 - Stacey Killworth	6	6:36.575	39.046	1.494	89.34	1:03.359	6
17	404	E	7 Vincent BUTLER	-	6	6:37.576	40.047	1.001	89.12	1:04.662	5
18	51	E	8 Michael HOGARTH	Honda SP1 RC-51 - WHR Racing	6	6:37.797	40.268	0.221	89.07	1:05.331	4
19	93	U	11 Tony BOTTO	Suzuki GSXR 1000 K8 - TB Motorcycles	6	6:44.127	46.598	6.330	87.68	1:05.553	5
20	63	U	12 Matthew WREN	Suzuki GSXR - TBR performance	6	6:44.454	46.925	0.327	87.60	1:05.202	5
21	24	U	13 Mark REYNOLDS	Yamaha R1 -	6	6:44.828	47.299	0.374	87.52	1:04.514	5
22	103	U	14 Craig GOFFORD	Yamaha R1 4XV - Guardian warm roofs, Meala Rac	6	6:45.279	47.750	0.451	87.43	1:05.988	5
23	6	E	9 Andrew FIRTH	Yamaha YZF-R1 - LTRmotorcycles.co.uk / Palmer F	6	6:48.843	51.314	3.564	86.66	1:06.787	6
24	21	U	15 Danny BRENNAN	Suzuki GSXR 1000 -	6	6:53.473	55.944	4.630	85.69	1:07.963	2
25	35	E	10 Stephen HARVEY	Yamaha YZF R1 -	6	6:56.354	58.825	2.881	85.10	1:07.913	6
26	119	E	11 Simon HEALEY	Yamaha R1 - Popular Tyres Ltd / Pro Parts Ltd	6	7:21.295	1:23.766	24.941	80.29	1:07.688	2

NOT CLASSIFIED

DNF	275	U	Mark WILBY	Suzuki GSXR1000 - Saga Holidays	2	1:58.046	4 Laps	4 Laps	100.05	58.511	2
-----	-----	---	------------	---------------------------------	---	----------	--------	--------	--------	--------	---

FASTEST LAP

	275	U	Mark WILBY	Suzuki GSXR1000 - Saga Holidays	2	58.511			100.93 mph	162.43 kph	
	77	E	David MAY	Suzuki GSXR 750 K1 - ELP Racing	5	1:02.345			94.72 mph	152.44 kph	

Class U - 92.5% of Race Speed = 91.66 mph
Class E - 92.5% of Race Speed = 86.26 mph

Weather / Track : Cloudy / Dry

These results are provisional until the conclusion of any judicial and technical matters.

Race Distance: 6 Laps / 9.84 miles

Silverstone National: 1.6404 miles

Date: 02/04/2022 Start: 16:19 Finish: 16:25

Clerk Of Course :	Stewards :	Timekeeper : Craig Smith
-------------------	------------	--------------------------

Results can be found at www.tsl-timing.com

Printed - 16:39 Saturday, 02 April 2022



BMCRC - MRO Championships 2022 - Rnd 2 @ Silverstone National

Thunderbike Extreme & Ultra

RACE 11 - LAP CHART

LAP 1 @ 16:20:48.151

NO	BEHIND	LAP TIME
11		59.460
275	0.075	59.535
47	1.354	1:00.814
13	3.614	1:03.074
5	3.761	1:03.221
60	4.314	1:03.774
20	4.450	1:03.910
77	5.996	1:05.456
63	6.577	1:06.037
240	6.594	1:06.054
7	6.719	1:06.179
112	6.856	1:06.316
999	7.109	1:06.569
28	7.185	1:06.645
117	8.156	1:07.616
129	8.684	1:08.144
404	8.836	1:08.296
19	9.388	1:08.848
51	9.757	1:09.217
93	10.993	1:10.453
24	11.144	1:10.604
6	11.408	1:10.868
4	11.610	1:11.070
21	12.420	1:11.880
103	12.439	1:11.899
119	13.164	1:12.624
35	13.875	1:13.335

LAP 2 @ 16:21:46.737

NO	BEHIND	LAP TIME
275		58.511
11	0.453	59.039
47	3.282	1:00.514
5	6.099	1:00.924
20	7.815	1:01.951
60	8.503	1:02.775
77	10.095	1:02.685
7	10.687	1:02.554
240	11.756	1:03.748
112	11.982	1:03.712
999	12.449	1:03.926
28	13.982	1:05.383
117	14.820	1:05.250
129	15.141	1:05.043
19	15.878	1:05.076
404	16.117	1:05.867
51	17.197	1:06.026
93	18.647	1:06.240
4	19.258	1:06.234
63	19.609	1:11.618
24	19.769	1:07.211
6	20.454	1:07.632
103	20.731	1:06.878
13	21.724	1:16.696
21	21.797	1:07.963
119	22.266	1:07.688
35	23.753	1:08.464

LAP 3 @ 16:22:46.902

NO	BEHIND	LAP TIME
11		59.712
47	4.216	1:01.099

5	7.040	1:01.106
20	9.662	1:02.012
60	11.092	1:02.754
7	12.692	1:02.170
77	12.902	1:02.972
240	15.059	1:03.468
112	15.598	1:03.781
28	18.708	1:04.891
19	20.297	1:04.584
129	20.525	1:05.549
117	20.728	1:06.073
404	21.782	1:05.830
51	22.480	1:05.448
999	24.200	1:11.916
13	24.241	1:02.682
93	25.873	1:07.391
4	26.023	1:06.930
24	26.263	1:06.659
6	28.122	1:07.833
103	28.491	1:07.925
63	28.499	1:09.055
21	29.677	1:08.045
119	31.283	1:09.182
35	32.830	1:09.242

LAP 4 @ 16:23:46.364

NO	BEHIND	LAP TIME
11		59.462
47	5.942	1:01.188
5	8.760	1:01.182
20	11.765	1:01.565
60	14.247	1:02.617
7	16.047	1:02.817
77	16.356	1:02.916
240	19.483	1:03.886
112	20.209	1:04.073
28	24.282	1:05.036
19	24.848	1:04.013
129	25.094	1:04.031
117	25.229	1:03.963
13	26.840	1:02.061
51	28.349	1:05.331
999	29.017	1:04.279
404	29.275	1:06.955
4	32.079	1:05.518
93	33.172	1:06.761
24	33.289	1:06.488
103	35.459	1:06.430
63	36.108	1:07.071
6	37.384	1:08.724
21	38.889	1:08.674
35	41.987	1:08.619
119	43.865	1:12.044

LAP 5 @ 16:24:46.138

NO	BEHIND	LAP TIME
11		59.774
47	7.524	1:01.356
5	10.683	1:01.697
20	13.042	1:01.051
60	16.806	1:02.333
7	18.504	1:02.231
77	18.927	1:02.345
240	23.531	1:03.822
112	24.525	1:04.090

129	29.683	1:04.363
19	29.851	1:04.777
13	30.056	1:02.990
117	30.238	1:04.783
28	32.611	1:08.103
999	33.383	1:04.140
404	34.163	1:04.662
51	34.656	1:06.081
4	35.769	1:03.464
24	38.029	1:04.514
93	38.951	1:05.553
63	41.536	1:05.202
103	41.673	1:05.988
6	44.609	1:06.999
21	47.276	1:08.161
35	50.994	1:08.781
119	58.362	1:14.271

LAP 6 @ 16:25:46.220

NO	BEHIND	LAP TIME
11		1:00.082
47	8.678	1:01.236
5	11.654	1:01.053
20	13.731	1:00.771
60	18.843	1:02.119
7	22.131	1:03.709
77	22.403	1:03.558
240	27.315	1:03.866
112	28.809	1:04.366
13	31.260	1:01.286
19	34.129	1:04.360
117	34.223	1:04.067
129	34.435	1:04.834
999	37.178	1:03.877
28	37.552	1:05.023
4	39.046	1:03.359
404	40.047	1:05.966
51	40.268	1:05.694
93	46.598	1:07.729
63	46.925	1:05.471
24	47.299	1:09.352
103	47.750	1:06.159
6	51.314	1:06.787
21	55.944	1:08.750
35	58.825	1:07.913
119	1:23.766	1:25.486 P

BMCRC - MRO Championships 2022 - Rnd 2 @ Silverstone National

Thunderbike Extreme & Ultra

RACE 11 - SECTOR ANALYSIS



SECTOR 1 = FL to I1, SECTOR 2 = I1 to FL, DIFF = Difference To Personal Best Lap, P = Crossed Finish Line in Pit Lane, D = Time Disallowed

P1		11 U		Josh HARVEY		Yamaha R1 4C8 - NR Racing	
IDEAL LAP TIME : 59.021		BEST LAP TIME : 59.039		DIFFERENCE : 0.018			
LAP	SECTOR 1	SECTOR 2	LAP TIME	MPH	DIFF	TIME OF DAY	
1 -		25.491	59.460	99.32	0.421	16:20:48.151	
2 -	33.978	25.061	59.039 (1)	100.02		16:21:47.190	
3 -	34.669	25.043	59.712 (3)	98.90	0.673	16:22:46.902	
4 -	34.030	25.432	59.462 (2)	99.31	0.423	16:23:46.364	
5 -	33.999	25.775	59.774	98.79	0.735	16:24:46.138	
6 -	34.244	25.838	1:00.082	98.29	1.043	16:25:46.220	

P2		47 U		Daryl DANCE		Yamaha YZF R1 - 2 brothers scaffolding	
IDEAL LAP TIME : 1:00.514		BEST LAP TIME : 1:00.514		DIFFERENCE : 0.000			
LAP	SECTOR 1	SECTOR 2	LAP TIME	MPH	DIFF	TIME OF DAY	
1 -		25.588	1:00.814	97.10	0.300	16:20:49.505	
2 -	35.006	25.508	1:00.514 (1)	97.59		16:21:50.019	
3 -	35.228	25.871	1:01.099 (2)	96.65	0.585	16:22:51.118	
4 -	35.680	25.508	1:01.188 (3)	96.51	0.674	16:23:52.306	
5 -	35.465	25.891	1:01.356	96.25	0.842	16:24:53.662	
6 -	35.454	25.782	1:01.236	96.44	0.722	16:25:54.898	

P3		5 U		Stacey KILLWORTH		Suzuki GSXR 1000 - Greenplant/Everns	
IDEAL LAP TIME : 1:00.910		BEST LAP TIME : 1:00.924		DIFFERENCE : 0.014			
LAP	SECTOR 1	SECTOR 2	LAP TIME	MPH	DIFF	TIME OF DAY	
1 -		26.391	1:03.221	93.41	2.297	16:20:51.912	
2 -	35.016	25.908	1:00.924 (1)	96.93		16:21:52.836	
3 -	35.147	25.959	1:01.106 (3)	96.64	0.182	16:22:53.942	
4 -	35.288	25.894	1:01.182	96.52	0.258	16:23:55.124	
5 -	35.584	26.113	1:01.697	95.72	0.773	16:24:56.821	
6 -	35.123	25.930	1:01.053 (2)	96.73	0.129	16:25:57.874	

P4		20 U		Connor SWYER		Suzuki GSXR 1000 K6 - WSC Performace & lleithyr farm	
IDEAL LAP TIME : 1:00.698		BEST LAP TIME : 1:00.771		DIFFERENCE : 0.073			
LAP	SECTOR 1	SECTOR 2	LAP TIME	MPH	DIFF	TIME OF DAY	
1 -		26.865	1:03.910	92.40	3.139	16:20:52.601	
2 -	35.725	26.226	1:01.951	95.32	1.180	16:21:54.552	
3 -	35.627	26.385	1:02.012	95.23	1.241	16:22:56.564	
4 -	35.470	26.095	1:01.565 (3)	95.92	0.794	16:23:58.129	
5 -	35.127	25.924	1:01.051 (2)	96.73	0.280	16:24:59.180	
6 -	34.774	25.997	1:00.771 (1)	97.17		16:25:59.951	

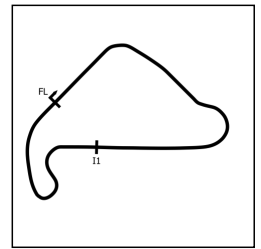
P5		60 U		Liam McCARTER		Suzuki GSXR1000 - Katie McCarter	
IDEAL LAP TIME : 1:01.850		BEST LAP TIME : 1:02.119		DIFFERENCE : 0.269			
LAP	SECTOR 1	SECTOR 2	LAP TIME	MPH	DIFF	TIME OF DAY	
1 -		27.368	1:03.774	92.60	1.655	16:20:52.465	
2 -	36.292	26.483	1:02.775	94.07	0.656	16:21:55.240	
3 -	36.254	26.500	1:02.754	94.10	0.635	16:22:57.994	
4 -	35.506	27.111	1:02.617 (3)	94.31	0.498	16:24:00.611	
5 -	35.637	26.696	1:02.333 (2)	94.74	0.214	16:25:02.944	
6 -	35.775	26.344	1:02.119 (1)	95.07		16:26:05.063	

P6		7 U		Seb JENKINS		Suzuki GSX-R 1000 - Mupo Race Suspension - Enpro - DDA gr	
IDEAL LAP TIME : 1:02.032		BEST LAP TIME : 1:02.170		DIFFERENCE : 0.138			
LAP	SECTOR 1	SECTOR 2	LAP TIME	MPH	DIFF	TIME OF DAY	
1 -		27.942	1:06.179	89.23	4.009	16:20:54.870	
2 -	36.031	26.523	1:02.554 (3)	94.40	0.384	16:21:57.424	
3 -	35.509	26.661	1:02.170 (1)	94.99		16:22:59.594	
4 -	36.144	26.673	1:02.817	94.01	0.647	16:24:02.411	
5 -	35.631	26.600	1:02.231 (2)	94.89	0.061	16:25:04.642	
6 -	36.621	27.088	1:03.709	92.69	1.539	16:26:08.351	

BMCRC - MRO Championships 2022 - Rnd 2 @ Silverstone National

Thunderbike Extreme & Ultra

RACE 11 - SECTOR ANALYSIS



SECTOR 1 = FL to I1, SECTOR 2 = I1 to FL, DIFF = Difference To Personal Best Lap, P = Crossed Finish Line in Pit Lane, D = Time Disallowed

P7 77 E David MAY		Suzuki GSXR 750 K1 - ELP Racing				
IDEAL LAP TIME : 1:02.345		BEST LAP TIME : 1:02.345		DIFFERENCE : 0.000		
LAP	SECTOR 1	SECTOR 2	LAP TIME	MPH	DIFF	TIME OF DAY
1 -		27.465	1:05.456	90.22	3.111	16:20:54.147
2 -	36.116	26.569	1:02.685 (2)	94.21	0.340	16:21:56.832
3 -	36.392	26.580	1:02.972	93.78	0.627	16:22:59.804
4 -	36.364	26.552	1:02.916 (3)	93.86	0.571	16:24:02.720
5 -	35.927	26.418	1:02.345 (1)	94.72		16:25:05.065
6 -	36.490	27.068	1:03.558	92.91	1.213	16:26:08.623

P8 240 E Andy SCANLON		Ducati 996 - helmet city, hel, Continental				
IDEAL LAP TIME : 1:03.378		BEST LAP TIME : 1:03.468		DIFFERENCE : 0.090		
LAP	SECTOR 1	SECTOR 2	LAP TIME	MPH	DIFF	TIME OF DAY
1 -		27.796	1:06.054	89.40	2.586	16:20:54.745
2 -	37.036	26.712	1:03.748 (2)	92.64	0.280	16:21:58.493
3 -	36.763	26.705	1:03.468 (1)	93.04		16:23:01.961
4 -	36.713	27.173	1:03.886	92.44	0.418	16:24:05.847
5 -	36.673	27.149	1:03.822 (3)	92.53	0.354	16:25:09.669
6 -	36.719	27.147	1:03.866	92.46	0.398	16:26:13.535

P9 112 U Scott WEST		Suzuki GSXR1000 -				
IDEAL LAP TIME : 1:03.420		BEST LAP TIME : 1:03.712		DIFFERENCE : 0.292		
LAP	SECTOR 1	SECTOR 2	LAP TIME	MPH	DIFF	TIME OF DAY
1 -		27.466	1:06.316	89.05	2.604	16:20:55.007
2 -	36.815	26.897	1:03.712 (1)	92.69		16:21:58.719
3 -	37.044	26.737	1:03.781 (2)	92.59	0.069	16:23:02.500
4 -	36.869	27.204	1:04.073 (3)	92.17	0.361	16:24:06.573
5 -	36.683	27.407	1:04.090	92.14	0.378	16:25:10.663
6 -	36.973	27.393	1:04.366	91.75	0.654	16:26:15.029

P10 13 U Doug EDMONDSON		Yamaha R1 - Stan Stephens Tuning				
IDEAL LAP TIME : 1:01.247		BEST LAP TIME : 1:01.286		DIFFERENCE : 0.039		
LAP	SECTOR 1	SECTOR 2	LAP TIME	MPH	DIFF	TIME OF DAY
1 -		27.220	1:03.074	93.63	1.788	16:20:51.765
2 -	49.815	26.881	1:16.696	77.00	15.410	16:22:08.461
3 -	36.337	26.345	1:02.682 (3)	94.21	1.396	16:23:11.143
4 -	35.962	26.099	1:02.061 (2)	95.15	0.775	16:24:13.204
5 -	35.866	27.124	1:02.990	93.75	1.704	16:25:16.194
6 -	35.148	26.138	1:01.286 (1)	96.36		16:26:17.480

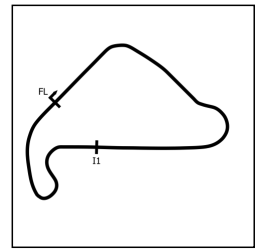
P11 19 U Tyler DONOVAN		Kawasaki ZX10R -				
IDEAL LAP TIME : 1:03.861		BEST LAP TIME : 1:04.013		DIFFERENCE : 0.152		
LAP	SECTOR 1	SECTOR 2	LAP TIME	MPH	DIFF	TIME OF DAY
1 -		28.993	1:08.848	85.77	4.835	16:20:57.539
2 -	36.596	28.480	1:05.076	90.75	1.063	16:22:02.615
3 -	36.560	28.024	1:04.584 (3)	91.44	0.571	16:23:07.199
4 -	36.108	27.905	1:04.013 (1)	92.25		16:24:11.212
5 -	36.705	28.072	1:04.777	91.16	0.764	16:25:15.989
6 -	36.607	27.753	1:04.360 (2)	91.75	0.347	16:26:20.349

P12 117 E Raymond STAGG		Suzuki GSXR 750 -				
IDEAL LAP TIME : 1:03.930		BEST LAP TIME : 1:03.963		DIFFERENCE : 0.033		
LAP	SECTOR 1	SECTOR 2	LAP TIME	MPH	DIFF	TIME OF DAY
1 -		28.762	1:07.616	87.34	3.653	16:20:56.307
2 -	37.624	27.626	1:05.250	90.50	1.287	16:22:01.557
3 -	37.658	28.415	1:06.073	89.38	2.110	16:23:07.630
4 -	36.834	27.129	1:03.963 (1)	92.32		16:24:11.593
5 -	37.687	27.096	1:04.783 (3)	91.16	0.820	16:25:16.376
6 -	36.896	27.171	1:04.067 (2)	92.17	0.104	16:26:20.443

BMCRC - MRO Championships 2022 - Rnd 2 @ Silverstone National

Thunderbike Extreme & Ultra

RACE 11 - SECTOR ANALYSIS



SECTOR 1 = FL to I1, SECTOR 2 = I1 to FL, DIFF = Difference To Personal Best Lap, P = Crossed Finish Line in Pit Lane, D = Time Disallowed

P13 129 E		Derek CRIPPS		Yamaha R1 - Kelly Cripps - Team FBR		
IDEAL LAP TIME : 1:03.713		BEST LAP TIME : 1:04.031		DIFFERENCE : 0.318		
LAP	SECTOR 1	SECTOR 2	LAP TIME	MPH	DIFF	TIME OF DAY
1 -		27.945	1:08.144	86.66	4.113	16:20:56.835
2 -	37.513	27.530	1:05.043	90.79	1.012	16:22:01.878
3 -	37.757	27.792	1:05.549	90.09	1.518	16:23:07.427
4 -	36.849	27.182	1:04.031 (1)	92.23		16:24:11.458
5 -	37.499	26.864	1:04.363 (2)	91.75	0.332	16:25:15.821
6 -	36.865	27.969	1:04.834 (3)	91.08	0.803	16:26:20.655

P14 999 E		Jack DWYER		Suzuki TLR -		
IDEAL LAP TIME : 1:03.517		BEST LAP TIME : 1:03.877		DIFFERENCE : 0.360		
LAP	SECTOR 1	SECTOR 2	LAP TIME	MPH	DIFF	TIME OF DAY
1 -		27.650	1:06.569	88.71	2.692	16:20:55.260
2 -	36.942	26.984	1:03.926 (2)	92.38	0.049	16:21:59.186
3 -	44.209	27.707	1:11.916	82.11	8.039	16:23:11.102
4 -	36.764	27.515	1:04.279	91.87	0.402	16:24:15.381
5 -	36.533	27.607	1:04.140 (3)	92.07	0.263	16:25:19.521
6 -	36.556	27.321	1:03.877 (1)	92.45		16:26:23.398

P15 28 E		David SPENCER		Suzuki GSXR 600 -		
IDEAL LAP TIME : 1:04.373		BEST LAP TIME : 1:04.891		DIFFERENCE : 0.518		
LAP	SECTOR 1	SECTOR 2	LAP TIME	MPH	DIFF	TIME OF DAY
1 -		26.943	1:06.645	88.61	1.754	16:20:55.336
2 -	38.480	26.903	1:05.383	90.32	0.492	16:22:00.719
3 -	37.856	27.035	1:04.891 (1)	91.00		16:23:05.610
4 -	37.470	27.566	1:05.036 (3)	90.80	0.145	16:24:10.646
5 -	40.102	28.001	1:08.103	86.71	3.212	16:25:18.749
6 -	37.726	27.297	1:05.023 (2)	90.82	0.132	16:26:23.772

P16 4 U		Hayden KILLWORTH		Honda SK BLADE 954 - Stacey Killworth		
IDEAL LAP TIME : 1:03.309		BEST LAP TIME : 1:03.359		DIFFERENCE : 0.050		
LAP	SECTOR 1	SECTOR 2	LAP TIME	MPH	DIFF	TIME OF DAY
1 -		29.093	1:11.070	83.09	7.711	16:20:59.761
2 -	38.624	27.610	1:06.234	89.16	2.875	16:22:05.995
3 -	39.151	27.779	1:06.930	88.23	3.571	16:23:12.925
4 -	38.176	27.342	1:05.518 (3)	90.13	2.159	16:24:18.443
5 -	36.624	26.840	1:03.464 (2)	93.05	0.105	16:25:21.907
6 -	36.674	26.685	1:03.359 (1)	93.20		16:26:25.266

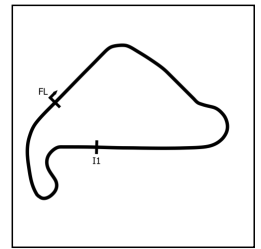
P17 404 E		Vincent BUTLER		-		
IDEAL LAP TIME : 1:04.662		BEST LAP TIME : 1:04.662		DIFFERENCE : 0.000		
LAP	SECTOR 1	SECTOR 2	LAP TIME	MPH	DIFF	TIME OF DAY
1 -		27.653	1:08.296	86.47	3.634	16:20:56.987
2 -	38.124	27.743	1:05.867 (3)	89.66	1.205	16:22:02.854
3 -	38.294	27.536	1:05.830 (2)	89.71	1.168	16:23:08.684
4 -	39.048	27.907	1:06.955	88.20	2.293	16:24:15.639
5 -	37.271	27.391	1:04.662 (1)	91.33		16:25:20.301
6 -	38.372	27.594	1:05.966	89.52	1.304	16:26:26.267

P18 51 E		Michael HOGARTH		Honda SP1 RC-51 - WHR Racing		
IDEAL LAP TIME : 1:04.786		BEST LAP TIME : 1:05.331		DIFFERENCE : 0.545		
LAP	SECTOR 1	SECTOR 2	LAP TIME	MPH	DIFF	TIME OF DAY
1 -		27.879	1:09.217	85.32	3.886	16:20:57.908
2 -	38.371	27.655	1:06.026	89.44	0.695	16:22:03.934
3 -	38.100	27.348	1:05.448 (2)	90.23	0.117	16:23:09.382
4 -	37.847	27.484	1:05.331 (1)	90.39		16:24:14.713
5 -	37.438	28.643	1:06.081	89.37	0.750	16:25:20.794
6 -	37.865	27.829	1:05.694 (3)	89.89	0.363	16:26:26.488

BMCRC - MRO Championships 2022 - Rnd 2 @ Silverstone National

Thunderbike Extreme & Ultra

RACE 11 - SECTOR ANALYSIS



SECTOR 1 = FL to I1, SECTOR 2 = I1 to FL, DIFF = Difference To Personal Best Lap, P = Crossed Finish Line in Pit Lane, D = Time Disallowed

P19 93 U		Tony BOTTO		Suzuki GSXR 1000 K8 - TB Motorcycles		
IDEAL LAP TIME : 1:05.143		BEST LAP TIME : 1:05.553		DIFFERENCE : 0.410		
LAP	SECTOR 1	SECTOR 2	LAP TIME	MPH	DIFF	TIME OF DAY
1 -		29.185	1:10.453	83.82	4.900	16:20:59.144
2 -	37.911	28.329	1:06.240 (2)	89.15	0.687	16:22:05.384
3 -	39.106	28.285	1:07.391	87.63	1.838	16:23:12.775
4 -	37.816	28.945	1:06.761 (3)	88.45	1.208	16:24:19.536
5 -	38.226	27.327	1:05.553 (1)	90.08		16:25:25.089
6 -	38.605	29.124	1:07.729	87.19	2.176	16:26:32.818

P20 63 U		Matthew WREN		Suzuki GSXR - TBR performance		
IDEAL LAP TIME : 1:04.840		BEST LAP TIME : 1:05.202		DIFFERENCE : 0.362		
LAP	SECTOR 1	SECTOR 2	LAP TIME	MPH	DIFF	TIME OF DAY
1 -		28.266	1:06.037	89.42	0.835	16:20:54.728
2 -	42.939	28.679	1:11.618	82.46	6.416	16:22:06.346
3 -	40.570	28.485	1:09.055	85.52	3.853	16:23:15.401
4 -	38.853	28.218	1:07.071 (3)	88.05	1.869	16:24:22.472
5 -	37.539	27.663	1:05.202 (1)	90.57		16:25:27.674
6 -	37.177	28.294	1:05.471 (2)	90.20	0.269	16:26:33.145

P21 24 U		Mark REYNOLDS		Yamaha R1 -		
IDEAL LAP TIME : 1:04.514		BEST LAP TIME : 1:04.514		DIFFERENCE : 0.000		
LAP	SECTOR 1	SECTOR 2	LAP TIME	MPH	DIFF	TIME OF DAY
1 -		28.653	1:10.604	83.64	6.090	16:20:59.295
2 -	38.598	28.613	1:07.211	87.86	2.697	16:22:06.506
3 -	39.051	27.608	1:06.659 (3)	88.59	2.145	16:23:13.165
4 -	38.707	27.781	1:06.488 (2)	88.82	1.974	16:24:19.653
5 -	37.115	27.399	1:04.514 (1)	91.54		16:25:24.167
6 -	40.789	28.563	1:09.352	85.15	4.838	16:26:33.519

P22 103 U		Craig GOFFORD		Yamaha R1 4XV - Guardian warm roofs, Meala Racing Develop		
IDEAL LAP TIME : 1:05.988		BEST LAP TIME : 1:05.988		DIFFERENCE : 0.000		
LAP	SECTOR 1	SECTOR 2	LAP TIME	MPH	DIFF	TIME OF DAY
1 -		29.158	1:11.899	82.13	5.911	16:21:00.590
2 -	38.546	28.332	1:06.878	88.30	0.890	16:22:07.468
3 -	39.814	28.111	1:07.925	86.94	1.937	16:23:15.393
4 -	38.514	27.916	1:06.430 (3)	88.90	0.442	16:24:21.823
5 -	38.093	27.895	1:05.988 (1)	89.49		16:25:27.811
6 -	38.232	27.927	1:06.159 (2)	89.26	0.171	16:26:33.970

P23 6 E		Andrew FIRTH		Yamaha YZF-R1 - LTRmotorcycles.co.uk / Palmer Race Skool /		
IDEAL LAP TIME : 1:06.744		BEST LAP TIME : 1:06.787		DIFFERENCE : 0.043		
LAP	SECTOR 1	SECTOR 2	LAP TIME	MPH	DIFF	TIME OF DAY
1 -		29.073	1:10.868	83.33	4.081	16:20:59.559
2 -	38.880	28.752	1:07.632 (3)	87.32	0.845	16:22:07.191
3 -	39.232	28.601	1:07.833	87.06	1.046	16:23:15.024
4 -	39.708	29.016	1:08.724	85.93	1.937	16:24:23.748
5 -	38.169	28.830	1:06.999 (2)	88.14	0.212	16:25:30.747
6 -	38.212	28.575	1:06.787 (1)	88.42		16:26:37.534

P24 21 U		Danny BRENNAN		Suzuki GSXR 1000 -		
IDEAL LAP TIME : 1:07.310		BEST LAP TIME : 1:07.963		DIFFERENCE : 0.653		
LAP	SECTOR 1	SECTOR 2	LAP TIME	MPH	DIFF	TIME OF DAY
1 -		29.469	1:11.880	82.15	3.917	16:21:00.571
2 -	38.960	29.003	1:07.963 (1)	86.89		16:22:08.534
3 -	39.315	28.730	1:08.045 (2)	86.79	0.082	16:23:16.579
4 -	39.115	29.559	1:08.674	85.99	0.711	16:24:25.253
5 -	38.818	29.343	1:08.161 (3)	86.64	0.198	16:25:33.414
6 -	38.580	30.170	1:08.750	85.90	0.787	16:26:42.164

BMCRC - MRO Championships 2022 - Rnd 2 @ Silverstone National

Thunderbike Extreme & Ultra

RACE 11 - SECTOR ANALYSIS



SECTOR 1 = FL to I1, SECTOR 2 = I1 to FL, DIFF = Difference To Personal Best Lap, P = Crossed Finish Line in Pit Lane, D = Time Disallowed

P25 35 E		Stephen HARVEY		Yamaha YZF R1 -			
IDEAL LAP TIME : 1:07.913		BEST LAP TIME : 1:07.913		DIFFERENCE : 0.000			
LAP	SECTOR 1	SECTOR 2	LAP TIME	MPH	DIFF	TIME OF DAY	
1 -		29.499	1:13.335	80.52	5.422	16:21:02.026	
2 -	39.390	29.074	1:08.464 (2)	86.25	0.551	16:22:10.490	
3 -	40.152	29.090	1:09.242	85.29	1.329	16:23:19.732	
4 -	39.557	29.062	1:08.619 (3)	86.06	0.706	16:24:28.351	
5 -	39.407	29.374	1:08.781	85.86	0.868	16:25:37.132	
6 -	38.958	28.955	1:07.913 (1)	86.95		16:26:45.045	

P26 119 E		Simon HEALEY		Yamaha R1 - Popular Tyres Ltd / Pro Parts Ltd			
IDEAL LAP TIME : 1:07.688		BEST LAP TIME : 1:07.688		DIFFERENCE : 0.000			
LAP	SECTOR 1	SECTOR 2	LAP TIME	MPH	DIFF	TIME OF DAY	
1 -		29.132	1:12.624	81.31	4.936	16:21:01.315	
2 -	39.140	28.548	1:07.688 (1)	87.24		16:22:09.003	
3 -	40.222	28.960	1:09.182 (2)	85.36	1.494	16:23:18.185	
4 -	41.697	30.347	1:12.044 (3)	81.97	4.356	16:24:30.229	
5 -	43.679	30.592	1:14.271	79.51	6.583	16:25:44.500	
6 -	45.404	IN PIT	1:25.486 P	69.08	17.798	16:27:09.986	

P27 275 U		Mark WILBY		Suzuki GSXR1000 - Saga Holidays			
IDEAL LAP TIME : 58.511		BEST LAP TIME : 58.511		DIFFERENCE : 0.000			
LAP	SECTOR 1	SECTOR 2	LAP TIME	MPH	DIFF	TIME OF DAY	
1 -		25.469	59.535	99.19	1.024	16:20:48.226	
2 -	33.605	24.906	58.511 (1)	100.93		16:21:46.737	

BMCRC - MRO Championships 2022 - Rnd 2 @ Silverstone National

Thunderbike Extreme & Ultra

RACE 11 - BEST SECTORS

SECTOR 1			SECTOR 2			IDEAL / BEST COMPARISON						
POS	NO	NAME	TIME	NO	NAME	TIME	POS	NO	NAME	IDEAL	BEST	DIFF
									PERFECT LAP	58.511		
1	275	WILBY	33.605	275	WILBY	24.906	1	275	WILBY	58.511	58.511	0.000
2	11	HARVEY	33.978	11	HARVEY	25.043	2	11	HARVEY	59.021	59.039	0.018
3	20	SWYER	34.774	47	DANCE	25.508	3	47	DANCE	1:00.514	1:00.514	0.000
4	47	DANCE	35.006	5	KILLWORTH	25.894	4	20	SWYER	1:00.698	1:00.771	0.073
5	5	KILLWORTH	35.016	20	SWYER	25.924	5	5	KILLWORTH	1:00.910	1:00.924	0.014
6	13	EDMONDSON	35.148	13	EDMONDSON	26.099	6	13	EDMONDSON	1:01.247	1:01.286	0.039
7	60	McCARTER	35.506	60	McCARTER	26.344	7	60	McCARTER	1:01.850	1:02.119	0.269
8	7	JENKINS	35.509	77	MAY	26.418	8	7	JENKINS	1:02.032	1:02.170	0.138
9	77	MAY	35.927	7	JENKINS	26.523	9	77	MAY	1:02.345	1:02.345	0.000
10	19	DONOVAN	36.108	4	KILLWORTH	26.685	10	4	KILLWORTH	1:03.309	1:03.359	0.050
11	999	DWYER	36.533	240	SCANLON	26.705	11	240	SCANLON	1:03.378	1:03.468	0.090
12	4	KILLWORTH	36.624	112	WEST	26.737	12	112	WEST	1:03.420	1:03.712	0.292
13	240	SCANLON	36.673	129	CRIPPS	26.864	13	999	DWYER	1:03.517	1:03.877	0.360
14	112	WEST	36.683	28	SPENCER	26.903	14	129	CRIPPS	1:03.713	1:04.031	0.318
15	117	STAGG	36.834	999	DWYER	26.984	15	19	DONOVAN	1:03.861	1:04.013	0.152
16	129	CRIPPS	36.849	117	STAGG	27.096	16	117	STAGG	1:03.930	1:03.963	0.033
17	24	REYNOLDS	37.115	93	BOTTO	27.327	17	28	SPENCER	1:04.373	1:04.891	0.518
18	63	WREN	37.177	51	HOGARTH	27.348	18	24	REYNOLDS	1:04.514	1:04.514	0.000
19	404	BUTLER	37.271	404	BUTLER	27.391	19	404	BUTLER	1:04.662	1:04.662	0.000
20	51	HOGARTH	37.438	24	REYNOLDS	27.399	20	51	HOGARTH	1:04.786	1:05.331	0.545
21	28	SPENCER	37.470	63	WREN	27.663	21	63	WREN	1:04.840	1:05.202	0.362
22	93	BOTTO	37.816	19	DONOVAN	27.753	22	93	BOTTO	1:05.143	1:05.553	0.410
23	103	GOFFORD	38.093	103	GOFFORD	27.895	23	103	GOFFORD	1:05.988	1:05.988	0.000
24	6	FIRTH	38.169	119	HEALEY	28.548	24	6	FIRTH	1:06.744	1:06.787	0.043
25	21	BRENNAN	38.580	6	FIRTH	28.575	25	21	BRENNAN	1:07.310	1:07.963	0.653
26	35	HARVEY	38.958	21	BRENNAN	28.730	26	119	HEALEY	1:07.688	1:07.688	0.000
27	119	HEALEY	39.140	35	HARVEY	28.955	27	35	HARVEY	1:07.913	1:07.913	0.000

BMCRC - MRO Championships 2022 - Rnd 2 @ Silverstone National

Thunderbike Extreme & Ultra

RACE 11 - STATISTICS

Competitors Started 27
Planned Start 2022-04-02 @ 15:30:00.000
Actual Start 2022-04-02 @ 16:19:48.690
Finish Time 2022-04-02 @ 16:25:44.501
Track Length 1.6404mi.
Total Laps 158
Total Distance Covered 259.1932mi.

Session Fastest Lap History

NO	CL	NAME	LAP TIME	TIME OF DAY	LAP	VEHICLE
275	U	Mark WILBY	58.511	16:21:46.732	2	Suzuki GSXR1000

Session Leader History

NO	CL	NAME	FROM LAP	LAPS LED	DISTANCE	VEHICLE
11	U	Josh HARVEY	1	1	1.64 miles	Yamaha R1 4C8
275	U	Mark WILBY	2	1	1.64 miles	Suzuki GSXR1000
11	U	Josh HARVEY	3	4	6.56 miles	Yamaha R1 4C8

Flag History

TYPE	TIME OF DAY
GREEN	16:19:48.690
FINISH	16:25:44.501

Flag Statistics

TYPE	COUNT	TOTAL LAPS	TOTAL TIME
Green	1	6	7:28.448
Red	0	0	0.000
Safety Car	0	0	0.000
FCY	0	0	0.000

BMCRC - MRO Championships 2022 - Rnd 2 @ Silverstone National

Thunderbike Extreme & Ultra

RACE 11 - STATISTICS

CLASS : E

11 Starters

Fastest Lap History

NO	NAME	LAP TIME	TIME OF DAY	LAP	VEHICLE
77	David MAY	1:02.685	16:21:56.831	2	Suzuki GSXR 750 K1
77	David MAY	1:02.345	16:25:05.063	5	Suzuki GSXR 750 K1

Leader History

NO	NAME	FROM LAP	LAPS LED	DISTANCE	VEHICLE
77	David MAY	1	6	9.84 miles	Suzuki GSXR 750 K1

BMCRC - MRO Championships 2022 - Rnd 2 @ Silverstone National

Thunderbike Extreme & Ultra

RACE 11 - STATISTICS

CLASS : U

16 Starters

Fastest Lap History

NO	NAME	LAP TIME	TIME OF DAY	LAP	VEHICLE
275	Mark WILBY	58.511	16:21:46.732	2	Suzuki GSXR1000

Leader History

NO	NAME	FROM LAP	LAPS LED	DISTANCE	VEHICLE
11	Josh HARVEY	1	1	1.64 miles	Yamaha R1 4C8
275	Mark WILBY	2	1	1.64 miles	Suzuki GSXR1000
11	Josh HARVEY	3	4	6.56 miles	Yamaha R1 4C8

BMCRC - MRO Championships 2022 - Rnd 2 @ Silverstone National



Thunderbike Extreme & Ultra

RACE 1 - GRID (10 Laps)



ROW 10	30		29	84 Ricardo BRANCO	28	45 Chad HASHMI				
ROW 9		27	21 Danny BRENNAN	1:07.963	26	35 Stephen HARVEY	1:07.913			
					25	119 Simon HEALEY	1:07.688			
ROW 8	24	6 Andrew FIRTH	1:06.787	23	103 Craig GOFFORD	1:05.988	22	93 Tony BOTTO	1:05.553	
ROW 7		21	51 Michael HOGARTH	1:05.331	20	63 Matthew WREN	1:05.202	19	28 David SPENCER	1:04.891
ROW 6	18	404 Vincent BUTLER	1:04.662	17	24 Mark REYNOLDS	1:04.514	16	129 Derek CRIPPS	1:04.031	
ROW 5		15	19 Tyler DONOVAN	1:04.013	14	117 Raymond STAGG	1:03.963	13	999 Jack DWYER	1:03.877
ROW 4	12	112 Scott WEST	1:03.712	11	240 Andy SCANLON	1:03.468	10	4 Hayden KILLWORTH	1:03.359	
ROW 3		9	77 David MAY	1:02.345	8	7 Seb JENKINS	1:02.170	7	60 Liam McCARTER	1:02.119
ROW 2	6	13 Doug EDMONDSON	1:01.286	5	5 Stacey KILLWORTH	1:00.924	4	20 Connor SWYER	1:00.771	
ROW 1		3	47 Daryl DANCE	1:00.514	2	11 Josh HARVEY	59.039	1	275 Mark WILBY	58.511
									Pole	

Silverstone National: 1.6404 miles

These results are provisional until the conclusion of any judicial and technical matters.

Clerk Of Course :

Stewards :

Timekeeper : Craig Smith

Results can be found at www.tsl-timing.com

Printed - 16:40 Saturday, 02 April 2022



BMCRC - MRO Championships 2022 - Rnd 2 @ Silverstone National

Thunderbike Extreme & Ultra RACE 1 - CLASSIFICATION



POS	NO	CL	PIC NAME	ENTRY	LAPS	TIME	GAP	DIFF	MPH	BEST	ON
1	275	U	1 Mark WILBY	Suzuki GSXR1000 - Saga Holidays	8	7:55.616			99.33	58.962	5
2	11	U	2 Josh HARVEY	Yamaha R1 4C8 - NR Racing	8	7:56.016	0.400	0.400	99.25	58.920	5
3	47	U	3 Daryl DANCE	Yamaha YZF R1 - 2 brothers scaffolding	8	8:02.441	6.825	6.425	97.92	59.259	3
4	13	U	4 Doug EDMONDSON	Yamaha R1 - Stan Stephens Tuning	8	8:05.146	9.530	2.705	97.38	59.850	4
5	5	U	5 Stacey KILLWORTH	Suzuki GSXR 1000 - Greenplant/Everns	8	8:10.278	14.662	5.132	96.36	1:00.345	3
6	45	U	6 Chad HASHMI	Suzuki GSXR1000 -	8	8:23.125	27.509	12.847	93.90	1:01.331	5
7	7	U	7 Seb JENKINS	Suzuki GSX-R 1000 - Mupo Race Suspension - Enpr	8	8:23.657	28.041	0.532	93.80	1:01.993	8
8	449	U	8 Luke WALLINGTON	Yamaha R1 4C8 - BW Bespoke Developments Ltd	8	8:24.034	28.418	0.377	93.73	1:01.553	3
9	77	E	1 David MAY	Suzuki GSXR 750 K1 - ELP Racing	8	8:24.905	29.289	0.871	93.57	1:01.688	5
10	240	E	2 Andy SCANLON	Ducati 996 - helmet city, hel, Continental	8	8:29.304	33.688	4.399	92.76	1:02.217	4
11	63	U	9 Matthew WREN	Suzuki GSXR - TBR performance	8	8:32.822	37.206	3.518	92.12	1:02.738	6
12	999	E	3 Jack DWYER	Suzuki TLR -	8	8:34.883	39.267	2.061	91.75	1:03.439	4
13	129	E	4 Derek CRIPPS	Yamaha R1 - Kelly Cripps - Team FBR	8	8:39.375	43.759	4.492	90.96	1:03.417	4
14	4	U	10 Hayden KILLWORTH	Honda SK BLADE 954 - Stacey Killworth	8	8:39.599	43.983	0.224	90.92	1:02.732	4
15	334	U	11 Anthony BRANDISH	Suzuki GSXR 1000 - BW bespoke developments ltd	8	8:40.129	44.513	0.530	90.83	1:03.175	3
16	51	E	5 Michael HOGARTH	Honda SP1 RC-51 - WHR Racing	8	8:42.722	47.106	2.593	90.38	1:03.633	7
17	117	E	6 Raymond STAGG	Suzuki GSXR 750 -	8	8:44.494	48.878	1.772	90.07	1:03.273	4
18	404	E	7 Vincent BUTLER	-	8	8:49.711	54.095	5.217	89.19	1:05.264	6
19	93	U	12 Tony BOTTO	Suzuki GSXR 1000 K8 - TB Motorcycles	8	8:52.998	57.382	3.287	88.64	1:04.379	7
20	21	U	13 Danny BRENNAN	Suzuki GSXR 1000 -	8	8:59.993	1:04.377	6.995	87.49	1:05.350	7
21	103	U	14 Craig GOFFORD	Yamaha R1 4XV - Guardian warm roofs, Meala Rac	8	9:00.583	1:04.967	0.590	87.39	1:05.249	5
22	24	U	15 Mark REYNOLDS	Yamaha R1 -	8	9:04.197	1:08.581	3.614	86.81	1:06.239	5
23	6	E	8 Andrew FIRTH	Yamaha YZF-R1 - LTRmotorcycles.co.uk / Palmer F	7	7:59.822	1 Lap	1 Lap	86.15	1:06.658	3
24	35	E	9 Stephen HARVEY	Yamaha YZF R1 -	7	8:00.432	1 Lap	0.610	86.04	1:06.690	7

NOT CLASSIFIED

DNF	28	E	David SPENCER	Suzuki GSXR 600 -	7	7:31.423	1 Lap		91.57	1:02.933	6
DNF	112	U	Scott WEST	Suzuki GSXR1000 -	7	7:31.766	1 Lap	0.343	91.50	1:03.115	2
DNF	20	U	Connor SWYER	Suzuki GSXR 1000 K6 - WSC Performace & lleithyr t	5	5:07.313	3 Laps	2 Laps	96.08	1:00.183	5
DNF	119	E	Simon HEALEY	Yamaha R1 - Popular Tyres Ltd / Pro Parts Ltd	1	1:33.779	7 Laps	4 Laps	62.97		
DNF	19	U	Tyler DONOVAN	Kawasaki ZX10R -	1	1:51.933	7 Laps	18.154	52.76		

NOT STARTED

NS	60	U	Liam McCARTER	Suzuki GSXR1000 - Katie McCarter							
----	----	---	---------------	----------------------------------	--	--	--	--	--	--	--

FASTEST LAP

11	U	Josh HARVEY	Yamaha R1 4C8 - NR Racing	5	58.920	100.23 mph	161.30 kph
77	E	David MAY	Suzuki GSXR 750 K1 - ELP Racing	5	1:01.688	95.73 mph	154.06 kph

Class U - 92.5% of Race Speed = 91.88 mph

Class E - 92.5% of Race Speed = 86.55 mph

Weather / Track : Cloudy / Dry

These results are provisional until the conclusion of any judicial and technical matters.

Race Distance: 8 Laps / 13.12 miles

Silverstone National: 1.6404 miles

Date: 03/04/2022 Start: 10:06 Finish: 10:14

Clerk Of Course :	Stewards :	Timekeeper : Craig Smith
-------------------	------------	--------------------------

Results can be found at www.tsl-timing.com

Printed - 10:20 Sunday, 03 April 2022



BMCRC - MRO Championships 2022 - Rnd 2 @ Silverstone National

Thunderbike Extreme & Ultra

RACE 1 - LAP CHART

LAP 1 @ 10:07:11.429		
NO	BEHIND	LAP TIME

11		1:01.700
275	0.069	1:01.769
47	0.406	1:02.106
13	1.336	1:03.036
20	2.987	1:04.687
5	3.543	1:05.243
7	4.038	1:05.738
999	5.785	1:07.485
77	5.920	1:07.620
449	6.096	1:07.796
240	6.322	1:08.022
63	7.148	1:08.848
117	7.408	1:09.108
45	7.681	1:09.381
112	7.738	1:09.438
334	7.938	1:09.638
28	8.265	1:09.965
129	8.616	1:10.316
404	8.643	1:10.343
51	10.294	1:11.994
4	10.590	1:12.290
24	10.921	1:12.621
93	11.220	1:12.920
21	12.851	1:14.551
6	13.037	1:14.737
103	13.698	1:15.398
35	13.780	1:15.480
119	32.079	1:33.779 P
19	50.233	1:51.933 P

LAP 2 @ 10:08:10.804		
NO	BEHIND	LAP TIME

275		59.306
11	0.300	59.675
47	0.439	59.408
13	1.980	1:00.019
20	4.769	1:01.157
5	4.913	1:00.745
7	7.614	1:02.951
449	9.098	1:02.377
77	9.691	1:03.146
240	10.005	1:03.058
999	11.042	1:04.632
45	11.096	1:02.790
63	11.207	1:03.434
112	11.478	1:03.115
117	12.258	1:04.225
334	12.473	1:03.910
28	12.701	1:03.811
129	13.349	1:04.108
404	14.752	1:05.484
4	15.343	1:04.128
51	16.376	1:05.457
24	18.644	1:07.098
93	19.120	1:07.275
21	20.591	1:07.115
6	22.291	1:08.629
103	22.383	1:08.060
35	22.850	1:08.445

LAP 3 @ 10:09:09.811		
NO	BEHIND	LAP TIME

275		59.007
11	0.430	59.137
47	0.691	59.259
13	3.017	1:00.044
5	6.251	1:00.345
20	6.636	1:00.874
7	11.238	1:02.631
449	11.644	1:01.553
77	13.213	1:02.529
45	13.455	1:01.366
240	14.004	1:03.006
999	15.899	1:03.864
63	16.244	1:04.044
112	16.409	1:03.938
334	16.641	1:03.175
117	17.253	1:04.002
28	17.391	1:03.697
129	18.009	1:03.667
4	19.441	1:03.105
404	21.228	1:05.483
51	21.776	1:04.407
93	26.239	1:06.126
24	27.351	1:07.714
21	27.940	1:06.356
6	29.942	1:06.658
103	30.036	1:06.660
35	30.804	1:06.961

LAP 4 @ 10:10:08.981		
NO	BEHIND	LAP TIME

275		59.170
11	0.276	59.016
47	0.949	59.428
13	3.697	59.850
5	7.583	1:00.502
20	7.878	1:00.412
7	14.832	1:02.764
449	15.010	1:02.536
45	15.656	1:01.371
77	16.381	1:02.338
240	17.051	1:02.217
999	20.168	1:03.439
112	20.401	1:03.162
334	21.060	1:03.589
63	21.178	1:04.104
117	21.356	1:03.273
129	22.256	1:03.417
28	22.336	1:04.115
4	23.003	1:02.732
51	27.285	1:04.679
404	27.467	1:05.409
93	33.149	1:06.080
24	34.909	1:06.728
21	35.547	1:06.777
103	37.315	1:06.449
6	37.613	1:06.841
35	40.002	1:08.368

LAP 5 @ 10:11:07.943		
NO	BEHIND	LAP TIME

275		58.962
11	0.234	58.920

47	2.253	1:00.266
13	4.823	1:00.088
5	8.982	1:00.361
20	9.099	1:00.183
45	18.025	1:01.331
449	18.141	1:02.093
7	18.427	1:02.557
77	19.107	1:01.688
240	20.853	1:02.764
112	25.434	1:03.995
999	25.564	1:04.358
63	25.877	1:03.661
334	26.572	1:04.474
28	26.690	1:03.316
129	27.058	1:03.764
4	27.597	1:03.556
117	32.200	1:09.806
51	32.790	1:04.467
404	33.831	1:05.326
93	39.791	1:05.604
24	42.186	1:06.239
21	42.843	1:06.258
103	43.602	1:05.249
6	46.165	1:07.514
35	48.431	1:07.391

LAP 6 @ 10:12:07.010		
NO	BEHIND	LAP TIME

275		59.067
11	0.138	58.971
47	3.950	1:00.764
13	6.477	1:00.721
5	10.839	1:00.924
45	21.898	1:02.940
7	22.094	1:02.734
449	22.380	1:03.306
77	22.972	1:02.932
240	25.706	1:03.920
63	29.548	1:02.738
999	30.216	1:03.719
112	30.377	1:04.010
28	30.556	1:02.933
334	32.261	1:04.756
129	32.527	1:04.536
4	33.326	1:04.796
117	37.130	1:03.997
51	37.459	1:03.736
404	40.028	1:05.264
93	45.786	1:05.062
21	50.015	1:06.239
24	50.537	1:07.418
103	50.792	1:06.257
6	55.157	1:08.059
35	56.461	1:07.097

LAP 7 @ 10:13:06.260		
NO	BEHIND	LAP TIME

275		59.250
11	0.299	59.411
47	5.146	1:00.446
13	7.788	1:00.561
5	12.630	1:01.041
45	24.376	1:01.728
7	25.133	1:02.289
449	25.605	1:02.475

77	26.113	1:02.391
240	29.403	1:02.947
63	33.524	1:03.226
999	34.778	1:03.812
28	34.892	1:03.586
112	35.235	1:04.108
334	38.267	1:05.256
129	38.373	1:05.096
4	38.532	1:04.456
117	41.160	1:03.280
51	41.842	1:03.633
404	46.841	1:06.063
93	50.915	1:04.379
21	56.115	1:05.350
24	57.855	1:06.568
103	58.161	1:06.619

LAP 8 @ 10:14:05.345		
NO	BEHIND	LAP TIME

275		59.085
11	0.400	59.186
6	1 Lap	1:07.384
35	1 Lap	1:06.690
47	6.825	1:00.764
13	9.530	1:00.827
5	14.662	1:01.117
45	27.509	1:02.218
7	28.041	1:01.993
449	28.418	1:01.898
77	29.289	1:02.261
240	33.688	1:03.370
63	37.206	1:02.767
999	39.267	1:03.574
129	43.759	1:04.471
4	43.983	1:04.536
334	44.513	1:05.331
51	47.106	1:04.349
117	48.878	1:06.803
404	54.095	1:06.339
93	57.382	1:05.552
21	1:04.377	1:07.347
103	1:04.967	1:05.891
24	1:08.581	1:09.811

BMCRC - MRO Championships 2022 - Rnd 2 @ Silverstone National

Thunderbike Extreme & Ultra

RACE 1 - SECTOR ANALYSIS



SECTOR 1 = FL to I1, SECTOR 2 = I1 to FL, DIFF = Difference To Personal Best Lap, P = Crossed Finish Line in Pit Lane, D = Time Disallowed

P1 275 U		Mark WILBY		Suzuki GSXR1000 - Saga Holidays			
IDEAL LAP TIME : 58.729		BEST LAP TIME : 58.962		DIFFERENCE : 0.233			
LAP	SECTOR 1	SECTOR 2	LAP TIME	MPH	DIFF	TIME OF DAY	
1 -		25.621	1:01.769	95.60	2.807	10:07:11.498	
2 -	34.162	25.144	59.306	99.57	0.344	10:08:10.804	
3 -	33.854	25.153	59.007 (2)	100.08	0.045	10:09:09.811	
4 -	33.667	25.503	59.170	99.80	0.208	10:10:08.981	
5 -	33.630	25.332	58.962 (1)	100.16		10:11:07.943	
6 -	33.585	25.482	59.067 (3)	99.98	0.105	10:12:07.010	
7 -	33.763	25.487	59.250	99.67	0.288	10:13:06.260	
8 -	33.872	25.213	59.085	99.95	0.123	10:14:05.345	

P2 11 U		Josh HARVEY		Yamaha R1 4C8 - NR Racing			
IDEAL LAP TIME : 58.638		BEST LAP TIME : 58.920		DIFFERENCE : 0.282			
LAP	SECTOR 1	SECTOR 2	LAP TIME	MPH	DIFF	TIME OF DAY	
1 -		25.815	1:01.700	95.71	2.780	10:07:11.429	
2 -	34.025	25.650	59.675	98.96	0.755	10:08:11.104	
3 -	33.732	25.405	59.137	99.86	0.217	10:09:10.241	
4 -	33.514	25.502	59.016 (3)	100.06	0.096	10:10:09.257	
5 -	33.680	25.240	58.920 (1)	100.23		10:11:08.177	
6 -	33.643	25.328	58.971 (2)	100.14	0.051	10:12:07.148	
7 -	33.939	25.472	59.411	99.40	0.491	10:13:06.559	
8 -	34.062	25.124	59.186	99.78	0.266	10:14:05.745	

P3 47 U		Daryl DANCE		Yamaha YZF R1 - 2 brothers scaffolding			
IDEAL LAP TIME : 59.068		BEST LAP TIME : 59.259		DIFFERENCE : 0.191			
LAP	SECTOR 1	SECTOR 2	LAP TIME	MPH	DIFF	TIME OF DAY	
1 -		25.446	1:02.106	95.08	2.847	10:07:11.835	
2 -	34.513	24.895	59.408 (2)	99.40	0.149	10:08:11.243	
3 -	34.173	25.086	59.259 (1)	99.65		10:09:10.502	
4 -	34.289	25.139	59.428 (3)	99.37	0.169	10:10:09.930	
5 -	34.612	25.654	1:00.266	97.99	1.007	10:11:10.196	
6 -	34.952	25.812	1:00.764	97.19	1.505	10:12:10.960	
7 -	34.935	25.511	1:00.446	97.70	1.187	10:13:11.406	
8 -	35.020	25.744	1:00.764	97.19	1.505	10:14:12.170	

P4 13 U		Doug EDMONDSON		Yamaha R1 - Stan Stephens Tuning			
IDEAL LAP TIME : 59.787		BEST LAP TIME : 59.850		DIFFERENCE : 0.063			
LAP	SECTOR 1	SECTOR 2	LAP TIME	MPH	DIFF	TIME OF DAY	
1 -		25.945	1:03.036	93.68	3.186	10:07:12.765	
2 -	34.079	25.940	1:00.019 (2)	98.39	0.169	10:08:12.784	
3 -	34.277	25.767	1:00.044 (3)	98.35	0.194	10:09:12.828	
4 -	34.020	25.830	59.850 (1)	98.67		10:10:12.678	
5 -	34.186	25.902	1:00.088	98.28	0.238	10:11:12.766	
6 -	34.649	26.072	1:00.721	97.25	0.871	10:12:13.487	
7 -	34.426	26.135	1:00.561	97.51	0.711	10:13:14.048	
8 -	34.703	26.124	1:00.827	97.08	0.977	10:14:14.875	

P5 5 U		Stacey KILLWORTH		Suzuki GSXR 1000 - Greenplant/Everns			
IDEAL LAP TIME : 1:00.160		BEST LAP TIME : 1:00.345		DIFFERENCE : 0.185			
LAP	SECTOR 1	SECTOR 2	LAP TIME	MPH	DIFF	TIME OF DAY	
1 -		26.253	1:05.243	90.51	4.898	10:07:14.972	
2 -	34.829	25.916	1:00.745	97.22	0.400	10:08:15.717	
3 -	34.873	25.472	1:00.345 (1)	97.86		10:09:16.062	
4 -	34.712	25.790	1:00.502 (3)	97.61	0.157	10:10:16.564	
5 -	34.688	25.673	1:00.361 (2)	97.83	0.016	10:11:16.925	
6 -	34.807	26.117	1:00.924	96.93	0.579	10:12:17.849	
7 -	35.024	26.017	1:01.041	96.74	0.696	10:13:18.890	
8 -	35.118	25.999	1:01.117	96.62	0.772	10:14:20.007	

BMCRC - MRO Championships 2022 - Rnd 2 @ Silverstone National

Thunderbike Extreme & Ultra

RACE 1 - SECTOR ANALYSIS



SECTOR 1 = FL to I1, SECTOR 2 = I1 to FL, DIFF = Difference To Personal Best Lap, P = Crossed Finish Line in Pit Lane, D = Time Disallowed

P6 45 U		Chad HASHMI		Suzuki GSXR1000 -		
IDEAL LAP TIME : 1:01.111		BEST LAP TIME : 1:01.331		DIFFERENCE : 0.220		
LAP	SECTOR 1	SECTOR 2	LAP TIME	MPH	DIFF	TIME OF DAY
1 -		27.866	1:09.381	85.11	8.050	10:07:19.110
2 -	35.953	26.837	1:02.790	94.05	1.459	10:08:21.900
3 -	35.264	26.102	1:01.366 (2)	96.23	0.035	10:09:23.266
4 -	35.494	25.877	1:01.371 (3)	96.22	0.040	10:10:24.637
5 -	35.234	26.097	1:01.331 (1)	96.29		10:11:25.968
6 -	35.786	27.154	1:02.940	93.83	1.609	10:12:28.908
7 -	35.422	26.306	1:01.728	95.67	0.397	10:13:30.636
8 -	35.847	26.371	1:02.218	94.91	0.887	10:14:32.854

P7 7 U		Seb JENKINS		Suzuki GSX-R 1000 - Mupo Race Suspension - Enpro - DDA gr		
IDEAL LAP TIME : 1:01.743		BEST LAP TIME : 1:01.993		DIFFERENCE : 0.250		
LAP	SECTOR 1	SECTOR 2	LAP TIME	MPH	DIFF	TIME OF DAY
1 -		26.946	1:05.738	89.83	3.745	10:07:15.467
2 -	35.774	27.177	1:02.951	93.81	0.958	10:08:18.418
3 -	35.987	26.644	1:02.631	94.29	0.638	10:09:21.049
4 -	36.092	26.672	1:02.764	94.09	0.771	10:10:23.813
5 -	35.919	26.638	1:02.557 (3)	94.40	0.564	10:11:26.370
6 -	35.887	26.847	1:02.734	94.13	0.741	10:12:29.104
7 -	35.622	26.667	1:02.289 (2)	94.81	0.296	10:13:31.393
8 -	35.872	26.121	1:01.993 (1)	95.26		10:14:33.386

P8 449 U		Luke WALLINGTON		Yamaha R1 4C8 - BW Bespoke Developments Ltd		
IDEAL LAP TIME : 1:01.553		BEST LAP TIME : 1:01.553		DIFFERENCE : 0.000		
LAP	SECTOR 1	SECTOR 2	LAP TIME	MPH	DIFF	TIME OF DAY
1 -		27.272	1:07.796	87.10	6.243	10:07:17.525
2 -	35.757	26.620	1:02.377	94.67	0.824	10:08:19.902
3 -	35.219	26.334	1:01.553 (1)	95.94		10:09:21.455
4 -	35.764	26.772	1:02.536	94.43	0.983	10:10:23.991
5 -	35.228	26.865	1:02.093 (3)	95.11	0.540	10:11:26.084
6 -	35.700	27.606	1:03.306	93.28	1.753	10:12:29.390
7 -	35.537	26.938	1:02.475	94.52	0.922	10:13:31.865
8 -	35.564	26.334	1:01.898 (2)	95.40	0.345	10:14:33.763

P9 77 E		David MAY		Suzuki GSXR 750 K1 - ELP Racing		
IDEAL LAP TIME : 1:01.688		BEST LAP TIME : 1:01.688		DIFFERENCE : 0.000		
LAP	SECTOR 1	SECTOR 2	LAP TIME	MPH	DIFF	TIME OF DAY
1 -		27.641	1:07.620	87.33	5.932	10:07:17.349
2 -	36.523	26.623	1:03.146	93.52	1.458	10:08:20.495
3 -	36.187	26.342	1:02.529	94.44	0.841	10:09:23.024
4 -	35.961	26.377	1:02.338 (3)	94.73	0.650	10:10:25.362
5 -	35.766	25.922	1:01.688 (1)	95.73		10:11:27.050
6 -	35.992	26.940	1:02.932	93.84	1.244	10:12:29.982
7 -	35.874	26.517	1:02.391	94.65	0.703	10:13:32.373
8 -	35.893	26.368	1:02.261 (2)	94.85	0.573	10:14:34.634

P10 240 E		Andy SCANLON		Ducati 996 - helmet city, hel, Continental		
IDEAL LAP TIME : 1:02.117		BEST LAP TIME : 1:02.217		DIFFERENCE : 0.100		
LAP	SECTOR 1	SECTOR 2	LAP TIME	MPH	DIFF	TIME OF DAY
1 -		27.752	1:08.022	86.81	5.805	10:07:17.751
2 -	36.720	26.338	1:03.058	93.65	0.841	10:08:20.809
3 -	36.374	26.632	1:03.006	93.73	0.789	10:09:23.815
4 -	35.779	26.438	1:02.217 (1)	94.92		10:10:26.032
5 -	36.214	26.550	1:02.764 (2)	94.09	0.547	10:11:28.796
6 -	36.860	27.060	1:03.920	92.39	1.703	10:12:32.716
7 -	36.385	26.562	1:02.947 (3)	93.81	0.730	10:13:35.663
8 -	36.538	26.832	1:03.370	93.19	1.153	10:14:39.033

BMCRC - MRO Championships 2022 - Rnd 2 @ Silverstone National

Thunderbike Extreme & Ultra

RACE 1 - SECTOR ANALYSIS



SECTOR 1 = FL to I1, SECTOR 2 = I1 to FL, DIFF = Difference To Personal Best Lap, P = Crossed Finish Line in Pit Lane, D = Time Disallowed

P11 63 U		Matthew WREN		Suzuki GSXR - TBR performance			
IDEAL LAP TIME : 1:02.449		BEST LAP TIME : 1:02.738		DIFFERENCE : 0.289			
LAP	SECTOR 1	SECTOR 2	LAP TIME	MPH	DIFF	TIME OF DAY	
1 -		28.013	1:08.848	85.77	6.110	10:07:18.577	
2 -	36.223	27.211	1:03.434	93.09	0.696	10:08:22.011	
3 -	36.764	27.280	1:04.044	92.21	1.306	10:09:26.055	
4 -	37.006	27.098	1:04.104	92.12	1.366	10:10:30.159	
5 -	36.214	27.447	1:03.661	92.76	0.923	10:11:33.820	
6 -	36.140	26.598	1:02.738 (1)	94.13		10:12:36.558	
7 -	36.606	26.620	1:03.226 (3)	93.40	0.488	10:13:39.784	
8 -	35.851	26.916	1:02.767 (2)	94.08	0.029	10:14:42.551	

P12 999 E		Jack DWYER		Suzuki TLR -			
IDEAL LAP TIME : 1:03.402		BEST LAP TIME : 1:03.439		DIFFERENCE : 0.037			
LAP	SECTOR 1	SECTOR 2	LAP TIME	MPH	DIFF	TIME OF DAY	
1 -		27.861	1:07.485	87.51	4.046	10:07:17.214	
2 -	36.856	27.776	1:04.632	91.37	1.193	10:08:21.846	
3 -	36.475	27.389	1:03.864	92.47	0.425	10:09:25.710	
4 -	36.191	27.248	1:03.439 (1)	93.09		10:10:29.149	
5 -	36.218	28.140	1:04.358	91.76	0.919	10:11:33.507	
6 -	36.455	27.264	1:03.719 (3)	92.68	0.280	10:12:37.226	
7 -	36.290	27.522	1:03.812	92.54	0.373	10:13:41.038	
8 -	36.154	27.420	1:03.574 (2)	92.89	0.135	10:14:44.612	

P13 129 E		Derek CRIPPS		Yamaha R1 - Kelly Cripps - Team FBR			
IDEAL LAP TIME : 1:03.175		BEST LAP TIME : 1:03.417		DIFFERENCE : 0.242			
LAP	SECTOR 1	SECTOR 2	LAP TIME	MPH	DIFF	TIME OF DAY	
1 -		27.864	1:10.316	83.98	6.899	10:07:20.045	
2 -	37.184	26.924	1:04.108	92.12	0.691	10:08:24.153	
3 -	37.240	26.427	1:03.667 (2)	92.75	0.250	10:09:27.820	
4 -	36.763	26.654	1:03.417 (1)	93.12		10:10:31.237	
5 -	36.748	27.016	1:03.764 (3)	92.61	0.347	10:11:35.001	
6 -	37.256	27.280	1:04.536	91.50	1.119	10:12:39.537	
7 -	37.371	27.725	1:05.096	90.72	1.679	10:13:44.633	
8 -	37.575	26.896	1:04.471	91.60	1.054	10:14:49.104	

P14 4 U		Hayden KILLWORTH		Honda SK BLADE 954 - Stacey Killworth			
IDEAL LAP TIME : 1:02.732		BEST LAP TIME : 1:02.732		DIFFERENCE : 0.000			
LAP	SECTOR 1	SECTOR 2	LAP TIME	MPH	DIFF	TIME OF DAY	
1 -		28.760	1:12.290	81.69	9.558	10:07:22.019	
2 -	37.304	26.824	1:04.128	92.09	1.396	10:08:26.147	
3 -			1:03.105 (2)	93.58	0.373	10:09:29.252	
4 -	36.280	26.452	1:02.732 (1)	94.14		10:10:31.984	
5 -	36.698	26.858	1:03.556 (3)	92.92	0.824	10:11:35.540	
6 -	36.779	28.017	1:04.796	91.14	2.064	10:12:40.336	
7 -	36.567	27.889	1:04.456	91.62	1.724	10:13:44.792	
8 -	37.631	26.905	1:04.536	91.50	1.804	10:14:49.328	

P15 334 U		Anthony BRANDISH		Suzuki GSXR 1000 - BW bespoke developments ltd			
IDEAL LAP TIME : 1:03.175		BEST LAP TIME : 1:03.175		DIFFERENCE : 0.000			
LAP	SECTOR 1	SECTOR 2	LAP TIME	MPH	DIFF	TIME OF DAY	
1 -		28.137	1:09.638	84.80	6.463	10:07:19.367	
2 -	36.936	26.974	1:03.910 (3)	92.40	0.735	10:08:23.277	
3 -	36.257	26.918	1:03.175 (1)	93.48		10:09:26.452	
4 -	36.283	27.306	1:03.589 (2)	92.87	0.414	10:10:30.041	
5 -	36.925	27.549	1:04.474	91.59	1.299	10:11:34.515	
6 -	36.945	27.811	1:04.756	91.19	1.581	10:12:39.271	
7 -	36.863	28.393	1:05.256	90.50	2.081	10:13:44.527	
8 -	37.490	27.841	1:05.331	90.39	2.156	10:14:49.858	

BMCRC - MRO Championships 2022 - Rnd 2 @ Silverstone National

Thunderbike Extreme & Ultra

RACE 1 - SECTOR ANALYSIS



SECTOR 1 = FL to I1, SECTOR 2 = I1 to FL, DIFF = Difference To Personal Best Lap, P = Crossed Finish Line in Pit Lane, D = Time Disallowed

P16 51 E		Michael HOGARTH		Honda SP1 RC-51 - WHR Racing			
IDEAL LAP TIME : 1:03.621		BEST LAP TIME : 1:03.633		DIFFERENCE : 0.012			
LAP	SECTOR 1	SECTOR 2	LAP TIME	MPH	DIFF	TIME OF DAY	
1 -		29.047	1:11.994	82.02	8.361	10:07:21.723	
2 -	37.663	27.794	1:05.457	90.22	1.824	10:08:27.180	
3 -	37.017	27.390	1:04.407	91.69	0.774	10:09:31.587	
4 -	37.267	27.412	1:04.679	91.30	1.046	10:10:36.266	
5 -	37.292	27.175	1:04.467	91.60	0.834	10:11:40.733	
6 -	36.720	27.016	1:03.736 (2)	92.65	0.103	10:12:44.469	
7 -	36.605	27.028	1:03.633 (1)	92.80		10:13:48.102	
8 -	37.272	27.077	1:04.349 (3)	91.77	0.716	10:14:52.451	

P17 117 E		Raymond STAGG		Suzuki GSXR 750 -			
IDEAL LAP TIME : 1:02.971		BEST LAP TIME : 1:03.273		DIFFERENCE : 0.302			
LAP	SECTOR 1	SECTOR 2	LAP TIME	MPH	DIFF	TIME OF DAY	
1 -		28.235	1:09.108	85.45	5.835	10:07:18.837	
2 -	37.039	27.186	1:04.225	91.95	0.952	10:08:23.062	
3 -	36.745	27.257	1:04.002	92.27	0.729	10:09:27.064	
4 -	36.534	26.739	1:03.273 (1)	93.33		10:10:30.337	
5 -	41.221	28.585	1:09.806	84.60	6.533	10:11:40.143	
6 -	36.417	27.580	1:03.997 (3)	92.28	0.724	10:12:44.140	
7 -	36.232	27.048	1:03.280 (2)	93.32	0.007	10:13:47.420	
8 -	38.521	28.282	1:06.803	88.40	3.530	10:14:54.223	

P18 404 E		Vincent BUTLER		-			
IDEAL LAP TIME : 1:05.001		BEST LAP TIME : 1:05.264		DIFFERENCE : 0.263			
LAP	SECTOR 1	SECTOR 2	LAP TIME	MPH	DIFF	TIME OF DAY	
1 -		28.130	1:10.343	83.95	5.079	10:07:20.072	
2 -	38.065	27.419	1:05.484	90.18	0.220	10:08:25.556	
3 -	38.082	27.401	1:05.483	90.18	0.219	10:09:31.039	
4 -	37.740	27.669	1:05.409 (3)	90.28	0.145	10:10:36.448	
5 -	38.045	27.281	1:05.326 (2)	90.40	0.062	10:11:41.774	
6 -	37.720	27.544	1:05.264 (1)	90.48		10:12:47.038	
7 -	38.284	27.779	1:06.063	89.39	0.799	10:13:53.101	
8 -	38.370	27.969	1:06.339	89.02	1.075	10:14:59.440	

P19 93 U		Tony BOTTO		Suzuki GSXR 1000 K8 - TB Motorcycles			
IDEAL LAP TIME : 1:04.345		BEST LAP TIME : 1:04.379		DIFFERENCE : 0.034			
LAP	SECTOR 1	SECTOR 2	LAP TIME	MPH	DIFF	TIME OF DAY	
1 -		29.951	1:12.920	80.98	8.541	10:07:22.649	
2 -	38.795	28.480	1:07.275	87.78	2.896	10:08:29.924	
3 -	38.032	28.094	1:06.126	89.30	1.747	10:09:36.050	
4 -	38.043	28.037	1:06.080	89.37	1.701	10:10:42.130	
5 -	37.334	28.270	1:05.604	90.01	1.225	10:11:47.734	
6 -	36.886	28.176	1:05.062 (2)	90.76	0.683	10:12:52.796	
7 -	36.766	27.613	1:04.379 (1)	91.73		10:13:57.175	
8 -	37.973	27.579	1:05.552 (3)	90.09	1.173	10:15:02.727	

P20 21 U		Danny BRENNAN		Suzuki GSXR 1000 -			
IDEAL LAP TIME : 1:05.350		BEST LAP TIME : 1:05.350		DIFFERENCE : 0.000			
LAP	SECTOR 1	SECTOR 2	LAP TIME	MPH	DIFF	TIME OF DAY	
1 -		30.193	1:14.551	79.21	9.201	10:07:24.280	
2 -	38.424	28.691	1:07.115	87.99	1.765	10:08:31.395	
3 -	37.563	28.793	1:06.356	88.99	1.006	10:09:37.751	
4 -	38.257	28.520	1:06.777	88.43	1.427	10:10:44.528	
5 -	37.463	28.795	1:06.258 (3)	89.13	0.908	10:11:50.786	
6 -	38.146	28.093	1:06.239 (2)	89.15	0.889	10:12:57.025	
7 -	37.298	28.052	1:05.350 (1)	90.36		10:14:02.375	
8 -	38.291	29.056	1:07.347	87.69	1.997	10:15:09.722	

BMCRC - MRO Championships 2022 - Rnd 2 @ Silverstone National

Thunderbike Extreme & Ultra

RACE 1 - SECTOR ANALYSIS



SECTOR 1 = FL to I1, SECTOR 2 = I1 to FL, DIFF = Difference To Personal Best Lap, P = Crossed Finish Line in Pit Lane, D = Time Disallowed

P21 103 U		Craig GOFFORD		Yamaha R1 4XV - Guardian warm roofs, Meala Racing Develop			
IDEAL LAP TIME : 1:04.842		BEST LAP TIME : 1:05.249		DIFFERENCE : 0.407			
LAP	SECTOR 1	SECTOR 2	LAP TIME	MPH	DIFF	TIME OF DAY	
1 -		30.062	1:15.398	78.32	10.149	10:07:25.127	
2 -	39.238	28.822	1:08.060	86.77	2.811	10:08:33.187	
3 -	38.267	28.393	1:06.660	88.59	1.411	10:09:39.847	
4 -	38.339	28.110	1:06.449	88.87	1.200	10:10:46.296	
5 -	37.331	27.918	1:05.249 (1)	90.50		10:11:51.545	
6 -	37.862	28.395	1:06.257 (3)	89.13	1.008	10:12:57.802	
7 -	38.473	28.146	1:06.619	88.64	1.370	10:14:04.421	
8 -	38.380	27.511	1:05.891 (2)	89.62	0.642	10:15:10.312	

P22 24 U		Mark REYNOLDS		Yamaha R1 -			
IDEAL LAP TIME : 1:05.641		BEST LAP TIME : 1:06.239		DIFFERENCE : 0.598			
LAP	SECTOR 1	SECTOR 2	LAP TIME	MPH	DIFF	TIME OF DAY	
1 -		30.027	1:12.621	81.32	6.382	10:07:22.350	
2 -	38.667	28.431	1:07.098	88.01	0.859	10:08:29.448	
3 -	38.597	29.117	1:07.714	87.21	1.475	10:09:37.162	
4 -	38.389	28.339	1:06.728 (3)	88.50	0.489	10:10:43.890	
5 -	37.681	28.558	1:06.239 (1)	89.15		10:11:50.129	
6 -	38.929	28.489	1:07.418	87.59	1.179	10:12:57.547	
7 -	38.608	27.960	1:06.568 (2)	88.71	0.329	10:14:04.115	
8 -	40.117	29.694	1:09.811	84.59	3.572	10:15:13.926	

P23 6 E		Andrew FIRTH		Yamaha YZF-R1 - LTRmotorcycles.co.uk / Palmer Race Skool /			
IDEAL LAP TIME : 1:06.658		BEST LAP TIME : 1:06.658		DIFFERENCE : 0.000			
LAP	SECTOR 1	SECTOR 2	LAP TIME	MPH	DIFF	TIME OF DAY	
1 -		30.024	1:14.737	79.01	8.079	10:07:24.466	
2 -	39.731	28.898	1:08.629	86.05	1.971	10:08:33.095	
3 -	38.059	28.599	1:06.658 (1)	88.59		10:09:39.753	
4 -	38.110	28.731	1:06.841 (2)	88.35	0.183	10:10:46.594	
5 -	38.346	29.168	1:07.514	87.47	0.856	10:11:54.108	
6 -	38.879	29.180	1:08.059	86.77	1.401	10:13:02.167	
7 -	38.483	28.901	1:07.384 (3)	87.64	0.726	10:14:09.551	

P24 35 E		Stephen HARVEY		Yamaha YZF R1 -			
IDEAL LAP TIME : 1:06.690		BEST LAP TIME : 1:06.690		DIFFERENCE : 0.000			
LAP	SECTOR 1	SECTOR 2	LAP TIME	MPH	DIFF	TIME OF DAY	
1 -		30.520	1:15.480	78.24	8.790	10:07:25.209	
2 -	39.668	28.777	1:08.445	86.28	1.755	10:08:33.654	
3 -	38.472	28.489	1:06.961 (2)	88.19	0.271	10:09:40.615	
4 -	39.672	28.696	1:08.368	86.38	1.678	10:10:48.983	
5 -	38.445	28.946	1:07.391	87.63	0.701	10:11:56.374	
6 -	38.543	28.554	1:07.097 (3)	88.01	0.407	10:13:03.471	
7 -	38.292	28.398	1:06.690 (1)	88.55		10:14:10.161	

P25 28 E		David SPENCER		Suzuki GSXR 600 -			
IDEAL LAP TIME : 1:02.708		BEST LAP TIME : 1:02.933		DIFFERENCE : 0.225			
LAP	SECTOR 1	SECTOR 2	LAP TIME	MPH	DIFF	TIME OF DAY	
1 -		28.111	1:09.965	84.40	7.032	10:07:19.694	
2 -	37.141	26.670	1:03.811	92.54	0.878	10:08:23.505	
3 -	36.729	26.968	1:03.697	92.71	0.764	10:09:27.202	
4 -	36.745	27.370	1:04.115	92.11	1.182	10:10:31.317	
5 -	36.740	26.576	1:03.316 (2)	93.27	0.383	10:11:34.633	
6 -	36.132	26.801	1:02.933 (1)	93.84		10:12:37.566	
7 -	36.741	26.845	1:03.586 (3)	92.87	0.653	10:13:41.152	

BMCRC - MRO Championships 2022 - Rnd 2 @ Silverstone National

Thunderbike Extreme & Ultra

RACE 1 - SECTOR ANALYSIS



SECTOR 1 = FL to I1, SECTOR 2 = I1 to FL, DIFF = Difference To Personal Best Lap, P = Crossed Finish Line in Pit Lane, D = Time Disallowed

P26		112 U		Scott WEST		Suzuki GSXR1000 -	
IDEAL LAP TIME : 1:02.800		BEST LAP TIME : 1:03.115		DIFFERENCE : 0.315			
LAP	SECTOR 1	SECTOR 2	LAP TIME	MPH	DIFF	TIME OF DAY	
1 -		28.274	1:09.438	85.04	6.323	10:07:19.167	
2 -	36.240	26.875	1:03.115 (1)	93.56		10:08:22.282	
3 -	36.944	26.994	1:03.938 (3)	92.36	0.823	10:09:26.220	
4 -	35.925	27.237	1:03.162 (2)	93.50	0.047	10:10:29.382	
5 -	36.184	27.811	1:03.995	92.28	0.880	10:11:33.377	
6 -	36.870	27.140	1:04.010	92.26	0.895	10:12:37.387	
7 -	36.257	27.851	1:04.108	92.12	0.993	10:13:41.495	

P27		20 U		Connor SWYER		Suzuki GSXR 1000 K6 - WSC Performace & lleithyr farm	
IDEAL LAP TIME : 1:00.124		BEST LAP TIME : 1:00.183		DIFFERENCE : 0.059			
LAP	SECTOR 1	SECTOR 2	LAP TIME	MPH	DIFF	TIME OF DAY	
1 -		26.396	1:04.687	91.29	4.504	10:07:14.416	
2 -	35.281	25.876	1:01.157	96.56	0.974	10:08:15.573	
3 -	35.028	25.846	1:00.874 (3)	97.01	0.691	10:09:16.447	
4 -	34.635	25.777	1:00.412 (2)	97.75	0.229	10:10:16.859	
5 -	34.554	25.629	1:00.183 (1)	98.12		10:11:17.042	

P28		119 E		Simon HEALEY		Yamaha R1 - Popular Tyres Ltd / Pro Parts Ltd	
IDEAL LAP TIME :		BEST LAP TIME :		DIFFERENCE :			
LAP	SECTOR 1	SECTOR 2	LAP TIME	MPH	DIFF	TIME OF DAY	
1 -		IN PIT	1:33.779 P	62.97		10:07:43.508	

P29		19 U		Tyler DONOVAN		Kawasaki ZX10R -	
IDEAL LAP TIME :		BEST LAP TIME :		DIFFERENCE :			
LAP	SECTOR 1	SECTOR 2	LAP TIME	MPH	DIFF	TIME OF DAY	
1 -		IN PIT	1:51.933 P	52.76		10:08:01.662	

BMCRC - MRO Championships 2022 - Rnd 2 @ Silverstone National

Thunderbike Extreme & Ultra

RACE 1 - BEST SECTORS

SECTOR 1			SECTOR 2			IDEAL / BEST COMPARISON						
POS	NO	NAME	TIME	NO	NAME	TIME	POS	NO	NAME	IDEAL	BEST	DIFF
									PERFECT LAP	58.409		
1	11	HARVEY	33.514	47	DANCE	24.895	1	11	HARVEY	58.638	58.920	0.282
2	275	WILBY	33.585	11	HARVEY	25.124	2	275	WILBY	58.729	58.962	0.233
3	13	EDMONDSON	34.020	275	WILBY	25.144	3	47	DANCE	59.068	59.259	0.191
4	47	DANCE	34.173	5	KILLWORTH	25.472	4	13	EDMONDSON	59.787	59.850	0.063
5	20	SWYER	34.495	20	SWYER	25.629	5	20	SWYER	1:00.124	1:00.183	0.059
6	5	KILLWORTH	34.688	13	EDMONDSON	25.767	6	5	KILLWORTH	1:00.160	1:00.345	0.185
7	449	WALLINGTON	35.219	45	HASHMI	25.877	7	45	HASHMI	1:01.111	1:01.331	0.220
8	45	HASHMI	35.234	77	MAY	25.922	8	449	WALLINGTON	1:01.553	1:01.553	0.000
9	7	JENKINS	35.622	7	JENKINS	26.121	9	77	MAY	1:01.688	1:01.688	0.000
10	77	MAY	35.766	449	WALLINGTON	26.334	10	7	JENKINS	1:01.743	1:01.993	0.250
11	240	SCANLON	35.779	240	SCANLON	26.338	11	240	SCANLON	1:02.117	1:02.217	0.100
12	63	WREN	35.851	129	CRIPPS	26.427	12	63	WREN	1:02.449	1:02.738	0.289
13	112	WEST	35.925	4	KILLWORTH	26.452	13	28	SPENCER	1:02.708	1:02.933	0.225
14	28	SPENCER	36.132	28	SPENCER	26.576	14	4	KILLWORTH	1:02.732	1:02.732	0.000
15	999	DWYER	36.154	63	WREN	26.598	15	112	WEST	1:02.800	1:03.115	0.315
16	117	STAGG	36.232	117	STAGG	26.739	16	117	STAGG	1:02.971	1:03.273	0.302
17	334	BRANDISH	36.257	112	WEST	26.875	17	334	BRANDISH	1:03.175	1:03.175	0.000
18	4	KILLWORTH	36.280	334	BRANDISH	26.918	18	129	CRIPPS	1:03.175	1:03.417	0.242
19	51	HOGARTH	36.605	51	HOGARTH	27.016	19	999	DWYER	1:03.402	1:03.439	0.037
20	129	CRIPPS	36.748	999	DWYER	27.248	20	51	HOGARTH	1:03.621	1:03.633	0.012
21	93	BOTTO	36.766	404	BUTLER	27.281	21	93	BOTTO	1:04.345	1:04.379	0.034
22	21	BRENNAN	37.298	103	GOFFORD	27.511	22	103	GOFFORD	1:04.842	1:05.249	0.407
23	103	GOFFORD	37.331	93	BOTTO	27.579	23	404	BUTLER	1:05.001	1:05.264	0.263
24	24	REYNOLDS	37.681	24	REYNOLDS	27.960	24	21	BRENNAN	1:05.350	1:05.350	0.000
25	404	BUTLER	37.720	21	BRENNAN	28.052	25	24	REYNOLDS	1:05.641	1:06.239	0.598
26	6	FIRTH	38.059	35	HARVEY	28.398	26	6	FIRTH	1:06.658	1:06.658	0.000
27	35	HARVEY	38.292	6	FIRTH	28.599	27	35	HARVEY	1:06.690	1:06.690	0.000
28							28	19	DONOVAN			
29							29	119	HEALEY			

BMCRC - MRO Championships 2022 - Rnd 2 @ Silverstone National

Thunderbike Extreme & Ultra

RACE 1 - STATISTICS

Competitors Started 29
Planned Start 2022-04-03 @ 09:50:00.000
Actual Start 2022-04-03 @ 10:06:09.728
Finish Time 2022-04-03 @ 10:14:05.344
Track Length 1.6404mi.
Total Laps 211
Total Distance Covered 346.1377mi.

Session Fastest Lap History

NO	CL	NAME	LAP TIME	TIME OF DAY	LAP	VEHICLE
275	U	Mark WILBY	59.306	10:08:10.799	2	Suzuki GSXR1000
275	U	Mark WILBY	59.007	10:09:09.806	3	Suzuki GSXR1000
275	U	Mark WILBY	58.962	10:11:07.938	5	Suzuki GSXR1000
11	U	Josh HARVEY	58.920	10:11:08.181	5	Yamaha R1 4C8

Session Leader History

NO	CL	NAME	FROM LAP	LAPS LED	DISTANCE	VEHICLE
11	U	Josh HARVEY	1	1	1.64 miles	Yamaha R1 4C8
275	U	Mark WILBY	2	7	11.48 miles	Suzuki GSXR1000

Flag History

TYPE	TIME OF DAY
GREEN	10:06:09.728
FINISH	10:14:05.344

Flag Statistics

TYPE	COUNT	TOTAL LAPS	TOTAL TIME
Green	1	8	9:30.087
Red	0	0	0.000
Safety Car	0	0	0.000
FCY	0	0	0.000

BMCRC - MRO Championships 2022 - Rnd 2 @ Silverstone National

Thunderbike Extreme & Ultra

RACE 1 - STATISTICS

CLASS : E

11 Starters

Fastest Lap History

NO	NAME	LAP TIME	TIME OF DAY	LAP	VEHICLE
77	David MAY	1:03.146	10:08:20.492	2	Suzuki GSXR 750 K1
240	Andy SCANLON	1:03.058	10:08:20.816	2	Ducati 996
77	David MAY	1:02.529	10:09:23.022	3	Suzuki GSXR 750 K1
77	David MAY	1:02.338	10:10:25.359	4	Suzuki GSXR 750 K1
240	Andy SCANLON	1:02.217	10:10:26.040	4	Ducati 996
77	David MAY	1:01.688	10:11:27.048	5	Suzuki GSXR 750 K1

Leader History

NO	NAME	FROM LAP	LAPS LED	DISTANCE	VEHICLE
999	Jack DWYER	1	1	1.64 miles	Suzuki TLR
77	David MAY	2	7	11.48 miles	Suzuki GSXR 750 K1

BMCRC - MRO Championships 2022 - Rnd 2 @ Silverstone National

Thunderbike Extreme & Ultra

RACE 1 - STATISTICS

CLASS : U

18 Starters

Fastest Lap History

NO	NAME	LAP TIME	TIME OF DAY	LAP	VEHICLE
275	Mark WILBY	59.306	10:08:10.799	2	Suzuki GSXR1000
275	Mark WILBY	59.007	10:09:09.806	3	Suzuki GSXR1000
275	Mark WILBY	58.962	10:11:07.938	5	Suzuki GSXR1000
11	Josh HARVEY	58.920	10:11:08.181	5	Yamaha R1 4C8

Leader History

NO	NAME	FROM LAP	LAPS LED	DISTANCE	VEHICLE
11	Josh HARVEY	1	1	1.64 miles	Yamaha R1 4C8
275	Mark WILBY	2	7	11.48 miles	Suzuki GSXR1000

BMCRC - MRO Championships 2022 - Rnd 2 @ Silverstone National



Thunderbike Extreme & Ultra

RACE 11 - GRID (8 Laps)



ROW 11				31	84 Ricardo BRANCO				
ROW 10	30	60 Liam McCARTER	29	119 Simon HEALEY	28	35 Stephen HARVEY	1:06.690		
ROW 9			27	6 Andrew FIRTH	26	24 Mark REYNOLDS	25	21 Danny BRENNAN	1:05.350
ROW 8	24	404 Vincent BUTLER	23	103 Craig GOFFORD	22	93 Tony BOTTO	1:04.379		
ROW 7			21	19 Tyler DONOVAN	20	51 Michael HOGARTH	19	999 Jack DWYER	1:03.439
ROW 6	18	129 Derek CRIPPS	17	117 Raymond STAGG	16	334 Anthony BRANDISH	1:03.175		
ROW 5			15	112 Scott WEST	14	28 David SPENCER	13	63 Matthew WREN	1:02.738
ROW 4	12	4 Hayden KILLWORTH	11	240 Andy SCANLON	10	7 Seb JENKINS	1:01.993		
ROW 3			9	77 David MAY	8	449 Luke WALLINGTON	7	45 Chad HASHMI	1:01.331
ROW 2	6	5 Stacey KILLWORTH	5	20 Connor SWYER	4	13 Doug EDMONDSON	59.850		
ROW 1			3	47 Daryl DANCE	2	275 Mark WILBY	1	11 Josh HARVEY	58.920
Pole									

These results are provisional until the conclusion of any judicial and technical matters.

Silverstone National: 1.6404 miles

Clerk Of Course :	Stewards :	Timekeeper : Craig Smith
-------------------	------------	--------------------------

Results can be found at www.tsl-timing.com

Printed - 10:21 Sunday, 03 April 2022



BMCRC - MRO Championships 2022 - Rnd 2 @ Silverstone National

Thunderbike Extreme & Ultra RACE 11 - CLASSIFICATION



POS	NO	CL	PIC NAME	ENTRY	LAPS	TIME	GAP	DIFF	MPH	BEST	ON
1	11	U	1 Josh HARVEY	Yamaha R1 4C8 - NR Racing	8	7:50.384			100.43	58.125	4
2	275	U	2 Mark WILBY	Suzuki GSXR1000 - Saga Holidays	8	7:52.443	2.059	2.059	100.00	58.335	3
3	5	U	3 Stacey KILLWORTH	Suzuki GSXR 1000 - Greenplant/Everns	8	8:05.974	15.590	13.531	97.21	1:00.077	2
4	47	U	4 Daryl DANCE	Yamaha YZF R1 - 2 brothers scaffolding	8	8:06.340	15.956	0.366	97.14	59.850	8
5	45	U	5 Chad HASHMI	Suzuki GSXR1000 -	8	8:06.355	15.971	0.015	97.14	1:00.000	8
6	449	U	6 Luke WALLINGTON	Yamaha R1 4C8 - BW Bespoke Developments Ltd	8	8:16.888	26.504	10.533	95.08	1:01.023	3
7	20	U	7 Connor SWYER	Suzuki GSXR 1000 K6 - WSC Performace & lleithyr t	8	8:16.974	26.590	0.086	95.06	1:01.048	7
8	63	U	8 Matthew WREN	Suzuki GSXR - TBR performance	8	8:17.465	27.081	0.491	94.97	1:01.076	7
9	77	E	1 David MAY	Suzuki GSXR 750 K1 - ELP Racing	8	8:23.624	33.240	6.159	93.81	1:01.937	7
10	999	E	2 Jack DWYER	Suzuki TLR -	8	8:29.095	38.711	5.471	92.80	1:02.641	6
11	240	E	3 Andy SCANLON	Ducati 996 - helmet city, hel, Continental	8	8:30.173	39.789	1.078	92.60	1:02.633	6
12	334	U	9 Anthony BRANDISH	Suzuki GSXR 1000 - BW bespoke developments ltd	8	8:32.492	42.108	2.319	92.18	1:02.793	8
13	117	E	4 Raymond STAGG	Suzuki GSXR 750 -	8	8:36.075	45.691	3.583	91.54	1:03.396	5
14	4	U	10 Hayden KILLWORTH	Honda SK BLADE 954 - Stacey Killworth	8	8:36.231	45.847	0.156	91.51	1:03.390	3
15	19	U	11 Tyler DONOVAN	Kawasaki ZX10R -	8	8:36.650	46.266	0.419	91.44	1:03.220	3
16	21	U	12 Danny BRENNAN	Suzuki GSXR 1000 -	8	8:37.324	46.940	0.674	91.32	1:03.522	5
17	129	E	5 Derek CRIPPS	Yamaha R1 - Kelly Cripps - Team FBR	8	8:37.407	47.023	0.083	91.31	1:03.262	3
18	93	U	13 Tony BOTTO	Suzuki GSXR 1000 K8 - TB Motorcycles	8	8:44.236	53.852	6.829	90.12	1:04.381	8
19	51	E	6 Michael HOGARTH	Honda SP1 RC-51 - WHR Racing	8	8:46.947	56.563	2.711	89.65	1:04.231	7
20	404	E	7 Vincent BUTLER	-	8	8:47.564	57.180	0.617	89.55	1:04.581	7
21	103	U	14 Craig GOFFORD	Yamaha R1 4XV - Guardian warm roofs, Meala Rac	8	8:48.405	58.021	0.841	89.41	1:04.397	8
22	6	E	8 Andrew FIRTH	Yamaha YZF-R1 - LTRmotorcycles.co.uk / Palmer F	8	8:49.625	59.241	1.220	89.20	1:04.335	8

NOT CLASSIFIED

DNF	35	E	Stephen HARVEY	Yamaha YZF R1 -	4	5:00.093	4 Laps	4 Laps	78.71	1:08.196	2
DNF	13	U	Doug EDMONDSON	Yamaha R1 - Stan Stephens Tuning	3	3:04.717	5 Laps	1 Lap	95.91	1:00.598	3
DNF	7	U	Seb JENKINS	Suzuki GSX-R 1000 - Mupo Race Suspension - Enpr	0						

FASTEST LAP

11	U	Josh HARVEY	Yamaha R1 4C8 - NR Racing	4	58.125	101.60 mph	163.51 kph
77	E	David MAY	Suzuki GSXR 750 K1 - ELP Racing	7	1:01.937	95.34 mph	153.45 kph

Class U - 92.5% of Race Speed = 92.89 mph
Class E - 92.5% of Race Speed = 86.77 mph

Weather / Track : Cloudy / Dry

These results are provisional until the conclusion of any judicial and technical matters.

Race Distance: 8 Laps / 13.12 miles

Silverstone National: 1.6404 miles

Date: 03/04/2022 Start: 13:37 Finish: 13:45

Clerk Of Course :

Stewards :

Timekeeper : Craig Smith

Results can be found at www.tsl-timing.com

Printed - 13:49 Sunday, 03 April 2022



BMCRC - MRO Championships 2022 - Rnd 2 @ Silverstone National

Thunderbike Extreme & Ultra

RACE 11 - LAP CHART

LAP 1 @ 13:38:58.663

NO	BEHIND	LAP TIME
11		1:00.614
275	0.738	1:01.352
47	1.935	1:02.549
5	2.441	1:03.055
13	2.754	1:03.368
45	3.220	1:03.834
449	4.439	1:05.053
63	4.569	1:05.183
20	5.166	1:05.780
77	6.182	1:06.796
240	6.376	1:06.990
999	6.598	1:07.212
334	7.019	1:07.633
117	7.714	1:08.328
21	8.518	1:09.132
4	8.992	1:09.606
129	9.527	1:10.141
19	10.104	1:10.718
51	10.410	1:11.024
93	10.522	1:11.136
404	10.752	1:11.366
6	11.003	1:11.617
103	11.188	1:11.802
35	13.171	1:13.785

LAP 2 @ 13:39:57.165

NO	BEHIND	LAP TIME
11		58.502
275	1.072	58.836
5	4.016	1:00.077
47	4.449	1:01.016
13	5.003	1:00.751
45	5.302	1:00.584
449	7.561	1:01.624
20	8.627	1:01.963
63	9.081	1:03.014
77	10.422	1:02.742
999	11.214	1:03.118
240	11.635	1:03.761
334	12.502	1:03.985
117	13.272	1:04.060
21	14.013	1:03.997
4	14.510	1:04.020
129	15.030	1:04.005
19	15.653	1:04.051
93	17.045	1:05.025
51	17.756	1:05.848
404	17.833	1:05.583
103	18.105	1:05.419
6	19.404	1:06.903
35	22.865	1:08.196

LAP 3 @ 13:40:55.579

NO	BEHIND	LAP TIME
11		58.414
275	0.993	58.335
5	5.999	1:00.397
47	6.609	1:00.574
13	7.187	1:00.598
45	7.287	1:00.399
449	10.170	1:01.023
20	11.838	1:01.625

63	12.295	1:01.628
77	14.153	1:02.145
999	15.795	1:02.995
240	16.294	1:03.073
334	17.455	1:03.367
117	18.319	1:03.461
21	19.268	1:03.669
4	19.486	1:03.390
129	19.878	1:03.262
19	20.459	1:03.220
93	23.926	1:05.295
51	24.610	1:05.268
404	24.832	1:05.413
103	25.142	1:05.451
6	26.846	1:05.856
35	32.868	1:08.417

LAP 4 @ 13:41:53.704

NO	BEHIND	LAP TIME
11		58.125
275	1.441	58.573
5	7.976	1:00.102
47	9.392	1:00.908
45	9.634	1:00.472
449	14.931	1:02.886
20	16.386	1:02.673
63	16.650	1:02.480
77	18.953	1:02.925
240	21.503	1:03.334
999	21.911	1:04.241
334	23.113	1:03.783
117	25.019	1:04.825
129	25.937	1:04.184
21	26.217	1:05.074
4	26.536	1:05.175
19	27.232	1:04.898
93	30.454	1:04.653
51	32.160	1:05.675
404	32.399	1:05.692
103	33.701	1:06.684
6	34.495	1:05.774

LAP 5 @ 13:42:52.764

NO	BEHIND	LAP TIME
11		59.060
275	1.362	58.981
35	1 Lap	1:29.695 P
5	9.553	1:00.637
45	11.175	1:00.601
47	11.247	1:00.915
449	18.148	1:02.277
20	18.833	1:01.507
63	19.242	1:01.652
77	22.440	1:02.547
999	25.674	1:02.823
240	26.026	1:03.583
334	27.742	1:03.689
117	29.355	1:03.396
21	30.679	1:03.522
4	30.877	1:03.401
129	31.759	1:04.882
19	31.808	1:03.636
93	35.932	1:04.538
51	38.332	1:05.232
404	38.475	1:05.136

103	39.870	1:05.229
6	41.020	1:05.585

LAP 6 @ 13:43:51.424

NO	BEHIND	LAP TIME
11		58.660
275	1.412	58.710
5	11.708	1:00.815
45	12.881	1:00.366
47	13.007	1:00.420
449	20.779	1:01.291
20	21.466	1:01.293
63	21.783	1:01.201
77	26.077	1:02.297
999	29.655	1:02.641
240	29.999	1:02.633
334	32.622	1:03.540
117	34.956	1:04.261
4	35.622	1:03.405
21	36.190	1:04.171
19	36.565	1:03.417
129	36.867	1:03.768
93	41.768	1:04.496
51	44.545	1:04.873
404	44.718	1:04.903
103	45.815	1:04.605
6	47.103	1:04.743

LAP 7 @ 13:44:49.960

NO	BEHIND	LAP TIME
11		58.536
275	1.669	58.793
5	13.703	1:00.531
45	14.444	1:00.099
47	14.579	1:00.108
449	23.821	1:01.578
20	23.978	1:01.048
63	24.323	1:01.076
77	29.478	1:01.937
999	33.988	1:02.869
240	34.613	1:03.150
334	37.788	1:03.702
117	40.442	1:04.022
4	40.635	1:03.549
21	41.296	1:03.642
19	41.334	1:03.305
129	41.599	1:03.268
93	47.944	1:04.712
51	50.240	1:04.231
404	50.763	1:04.581
103	52.097	1:04.818
6	53.379	1:04.812

LAP 8 @ 13:45:48.433

NO	BEHIND	LAP TIME
11		58.473
275	2.059	58.863
5	15.590	1:00.360
47	15.956	59.850
45	15.971	1:00.000
449	26.504	1:01.156
20	26.590	1:01.085
63	27.081	1:01.231
77	33.240	1:02.235

999	38.711	1:03.196
240	39.789	1:03.649
334	42.108	1:02.793
117	45.691	1:03.722
4	45.847	1:03.685
19	46.266	1:03.405
21	46.940	1:04.117
129	47.023	1:03.897
93	53.852	1:04.381
51	56.563	1:04.796
404	57.180	1:04.890
103	58.021	1:04.397
6	59.241	1:04.335

BMCRC - MRO Championships 2022 - Rnd 2 @ Silverstone National

Thunderbike Extreme & Ultra

RACE 11 - SECTOR ANALYSIS



SECTOR 1 = FL to I1, SECTOR 2 = I1 to FL, DIFF = Difference To Personal Best Lap, P = Crossed Finish Line in Pit Lane, D = Time Disallowed

P1		11 U		Josh HARVEY		Yamaha R1 4C8 - NR Racing	
IDEAL LAP TIME : 58.125		BEST LAP TIME : 58.125		DIFFERENCE : 0.000			
LAP	SECTOR 1	SECTOR 2	LAP TIME	MPH	DIFF	TIME OF DAY	
1 -		25.268	1:00.614	97.43	2.489	13:38:58.663	
2 -	33.581	24.921	58.502	100.94	0.377	13:39:57.165	
3 -	33.493	24.921	58.414 (2)	101.10	0.289	13:40:55.579	
4 -	33.360	24.765	58.125 (1)	101.60		13:41:53.704	
5 -	33.521	25.539	59.060	99.99	0.935	13:42:52.764	
6 -	33.765	24.895	58.660	100.67	0.535	13:43:51.424	
7 -	33.524	25.012	58.536	100.88	0.411	13:44:49.960	
8 -	33.554	24.919	58.473 (3)	100.99	0.348	13:45:48.433	

P2		275 U		Mark WILBY		Suzuki GSXR1000 - Saga Holidays	
IDEAL LAP TIME : 58.335		BEST LAP TIME : 58.335		DIFFERENCE : 0.000			
LAP	SECTOR 1	SECTOR 2	LAP TIME	MPH	DIFF	TIME OF DAY	
1 -		25.250	1:01.352	96.25	3.017	13:38:59.401	
2 -	33.869	24.967	58.836	100.37	0.501	13:39:58.237	
3 -	33.563	24.772	58.335 (1)	101.23		13:40:56.572	
4 -	33.687	24.886	58.573 (2)	100.82	0.238	13:41:55.145	
5 -	33.761	25.220	58.981	100.12	0.646	13:42:54.126	
6 -	33.588	25.122	58.710 (3)	100.59	0.375	13:43:52.836	
7 -	33.628	25.165	58.793	100.44	0.458	13:44:51.629	
8 -	33.814	25.049	58.863	100.32	0.528	13:45:50.492	

P3		5 U		Stacey KILLWORTH		Suzuki GSXR 1000 - Greenplant/Everns	
IDEAL LAP TIME : 59.984		BEST LAP TIME : 1:00.077		DIFFERENCE : 0.093			
LAP	SECTOR 1	SECTOR 2	LAP TIME	MPH	DIFF	TIME OF DAY	
1 -		25.698	1:03.055	93.65	2.978	13:39:01.104	
2 -	34.709	25.368	1:00.077 (1)	98.30		13:40:01.181	
3 -	34.642	25.755	1:00.397	97.78	0.320	13:41:01.578	
4 -	34.616	25.486	1:00.102 (2)	98.26	0.025	13:42:01.680	
5 -	34.772	25.865	1:00.637	97.39	0.560	13:43:02.317	
6 -	35.169	25.646	1:00.815	97.10	0.738	13:44:03.132	
7 -	34.831	25.700	1:00.531	97.56	0.454	13:45:03.663	
8 -	34.853	25.507	1:00.360 (3)	97.84	0.283	13:46:04.023	

P4		47 U		Daryl DANCE		Yamaha YZF R1 - 2 brothers scaffolding	
IDEAL LAP TIME : 59.842		BEST LAP TIME : 59.850		DIFFERENCE : 0.008			
LAP	SECTOR 1	SECTOR 2	LAP TIME	MPH	DIFF	TIME OF DAY	
1 -		25.388	1:02.549	94.41	2.699	13:39:00.598	
2 -	35.141	25.875	1:01.016	96.78	1.166	13:40:01.614	
3 -	35.013	25.561	1:00.574	97.49	0.724	13:41:02.188	
4 -	35.067	25.841	1:00.908	96.96	1.058	13:42:03.096	
5 -	35.306	25.609	1:00.915	96.94	1.065	13:43:04.011	
6 -	34.909	25.511	1:00.420 (3)	97.74	0.570	13:44:04.431	
7 -	34.896	25.212	1:00.108 (2)	98.25	0.258	13:45:04.539	
8 -	34.630	25.220	59.850 (1)	98.67		13:46:04.389	

P5		45 U		Chad HASHMI		Suzuki GSXR1000 -	
IDEAL LAP TIME : 59.616		BEST LAP TIME : 1:00.000		DIFFERENCE : 0.384			
LAP	SECTOR 1	SECTOR 2	LAP TIME	MPH	DIFF	TIME OF DAY	
1 -		26.083	1:03.834	92.51	3.834	13:39:01.883	
2 -	34.950	25.634	1:00.584	97.47	0.584	13:40:02.467	
3 -	34.701	25.698	1:00.399	97.77	0.399	13:41:02.866	
4 -	34.962	25.510	1:00.472	97.65	0.472	13:42:03.338	
5 -	34.805	25.796	1:00.601	97.45	0.601	13:43:03.939	
6 -	34.779	25.587	1:00.366 (3)	97.83	0.366	13:44:04.305	
7 -	34.837	25.262	1:00.099 (2)	98.26	0.099	13:45:04.404	
8 -	34.354	25.646	1:00.000 (1)	98.42		13:46:04.404	

BMCRC - MRO Championships 2022 - Rnd 2 @ Silverstone National

Thunderbike Extreme & Ultra

RACE 11 - SECTOR ANALYSIS



SECTOR 1 = FL to I1, SECTOR 2 = I1 to FL, DIFF = Difference To Personal Best Lap, P = Crossed Finish Line in Pit Lane, D = Time Disallowed

P6 449 U		Luke WALLINGTON		Yamaha R1 4C8 - BW Bespoke Developments Ltd		
IDEAL LAP TIME : 1:00.753		BEST LAP TIME : 1:01.023		DIFFERENCE : 0.270		
LAP	SECTOR 1	SECTOR 2	LAP TIME	MPH	DIFF	TIME OF DAY
1 -		26.800	1:05.053	90.78	4.030	13:39:03.102
2 -	35.603	26.021	1:01.624	95.83	0.601	13:40:04.726
3 -	34.732	26.291	1:01.023 (1)	96.77		13:41:05.749
4 -	34.763	28.123	1:02.886	93.91	1.863	13:42:08.635
5 -	35.361	26.916	1:02.277	94.82	1.254	13:43:10.912
6 -	35.079	26.212	1:01.291 (3)	96.35	0.268	13:44:12.203
7 -	35.100	26.478	1:01.578	95.90	0.555	13:45:13.781
8 -	34.932	26.224	1:01.156 (2)	96.56	0.133	13:46:14.937

P7 20 U		Connor SWYER		Suzuki GSXR 1000 K6 - WSC Performace & lleithyr farm		
IDEAL LAP TIME : 1:00.983		BEST LAP TIME : 1:01.048		DIFFERENCE : 0.065		
LAP	SECTOR 1	SECTOR 2	LAP TIME	MPH	DIFF	TIME OF DAY
1 -		26.881	1:05.780	89.77	4.732	13:39:03.829
2 -	35.710	26.253	1:01.963	95.30	0.915	13:40:05.792
3 -	35.370	26.255	1:01.625	95.83	0.577	13:41:07.417
4 -	35.804	26.869	1:02.673	94.22	1.625	13:42:10.090
5 -	35.420	26.087	1:01.507	96.01	0.459	13:43:11.597
6 -	35.141	26.152	1:01.293 (3)	96.35	0.245	13:44:12.890
7 -	35.083	25.965	1:01.048 (1)	96.73		13:45:13.938
8 -	35.185	25.900	1:01.085 (2)	96.67	0.037	13:46:15.023

P8 63 U		Matthew WREN		Suzuki GSXR - TBR performance		
IDEAL LAP TIME : 1:00.872		BEST LAP TIME : 1:01.076		DIFFERENCE : 0.204		
LAP	SECTOR 1	SECTOR 2	LAP TIME	MPH	DIFF	TIME OF DAY
1 -		26.649	1:05.183	90.60	4.107	13:39:03.232
2 -	36.643	26.371	1:03.014	93.71	1.938	13:40:06.246
3 -	35.454	26.174	1:01.628	95.82	0.552	13:41:07.874
4 -	35.835	26.645	1:02.480	94.52	1.404	13:42:10.354
5 -	35.350	26.302	1:01.652	95.79	0.576	13:43:12.006
6 -	34.930	26.271	1:01.201 (2)	96.49	0.125	13:44:13.207
7 -	35.110	25.966	1:01.076 (1)	96.69		13:45:14.283
8 -	35.289	25.942	1:01.231 (3)	96.44	0.155	13:46:15.514

P9 77 E		David MAY		Suzuki GSXR 750 K1 - ELP Racing		
IDEAL LAP TIME : 1:01.922		BEST LAP TIME : 1:01.937		DIFFERENCE : 0.015		
LAP	SECTOR 1	SECTOR 2	LAP TIME	MPH	DIFF	TIME OF DAY
1 -		26.957	1:06.796	88.41	4.859	13:39:04.845
2 -	36.205	26.537	1:02.742	94.12	0.805	13:40:07.587
3 -	35.818	26.327	1:02.145 (2)	95.03	0.208	13:41:09.732
4 -	35.995	26.930	1:02.925	93.85	0.988	13:42:12.657
5 -	35.974	26.573	1:02.547	94.41	0.610	13:43:15.204
6 -	35.736	26.561	1:02.297	94.79	0.360	13:44:17.501
7 -	35.705	26.232	1:01.937 (1)	95.34		13:45:19.438
8 -	35.690	26.545	1:02.235 (3)	94.89	0.298	13:46:21.673

P10 999 E		Jack DWYER		Suzuki TLR -		
IDEAL LAP TIME : 1:02.536		BEST LAP TIME : 1:02.641		DIFFERENCE : 0.105		
LAP	SECTOR 1	SECTOR 2	LAP TIME	MPH	DIFF	TIME OF DAY
1 -		27.340	1:07.212	87.86	4.571	13:39:05.261
2 -	36.237	26.881	1:03.118	93.56	0.477	13:40:08.379
3 -	36.067	26.928	1:02.995	93.74	0.354	13:41:11.374
4 -	36.137	28.104	1:04.241	91.92	1.600	13:42:15.615
5 -	35.981	26.842	1:02.823 (2)	94.00	0.182	13:43:18.438
6 -	35.694	26.947	1:02.641 (1)	94.27		13:44:21.079
7 -	35.766	27.103	1:02.869 (3)	93.93	0.228	13:45:23.948
8 -	35.868	27.328	1:03.196	93.45	0.555	13:46:27.144

BMCRC - MRO Championships 2022 - Rnd 2 @ Silverstone National

Thunderbike Extreme & Ultra

RACE 11 - SECTOR ANALYSIS



SECTOR 1 = FL to I1, SECTOR 2 = I1 to FL, DIFF = Difference To Personal Best Lap, P = Crossed Finish Line in Pit Lane, D = Time Disallowed

P11 240 E		Andy SCANLON		Ducati 996 - helmet city, hel, Continental			
IDEAL LAP TIME : 1:02.633		BEST LAP TIME : 1:02.633		DIFFERENCE : 0.000			
LAP	SECTOR 1	SECTOR 2	LAP TIME	MPH	DIFF	TIME OF DAY	
1 -		26.924	1:06.990	88.15	4.357	13:39:05.039	
2 -	36.917	26.844	1:03.761	92.62	1.128	13:40:08.800	
3 -	36.640	26.433	1:03.073 (2)	93.63	0.440	13:41:11.873	
4 -	36.379	26.955	1:03.334	93.24	0.701	13:42:15.207	
5 -	36.384	27.199	1:03.583	92.88	0.950	13:43:18.790	
6 -	36.332	26.301	1:02.633 (1)	94.29		13:44:21.423	
7 -	36.340	26.810	1:03.150 (3)	93.51	0.517	13:45:24.573	
8 -	36.857	26.792	1:03.649	92.78	1.016	13:46:28.222	

P12 334 U		Anthony BRANDISH		Suzuki GSXR 1000 - BW bespoke developments ltd			
IDEAL LAP TIME : 1:02.793		BEST LAP TIME : 1:02.793		DIFFERENCE : 0.000			
LAP	SECTOR 1	SECTOR 2	LAP TIME	MPH	DIFF	TIME OF DAY	
1 -		27.608	1:07.633	87.31	4.840	13:39:05.682	
2 -	36.959	27.026	1:03.985	92.29	1.192	13:40:09.667	
3 -	36.532	26.835	1:03.367 (2)	93.19	0.574	13:41:13.034	
4 -	36.586	27.197	1:03.783	92.59	0.990	13:42:16.817	
5 -	36.696	26.993	1:03.689	92.72	0.896	13:43:20.506	
6 -	36.653	26.887	1:03.540 (3)	92.94	0.747	13:44:24.046	
7 -	36.510	27.192	1:03.702	92.70	0.909	13:45:27.748	
8 -	36.078	26.715	1:02.793 (1)	94.04		13:46:30.541	

P13 117 E		Raymond STAGG		Suzuki GSXR 750 -			
IDEAL LAP TIME : 1:03.179		BEST LAP TIME : 1:03.396		DIFFERENCE : 0.217			
LAP	SECTOR 1	SECTOR 2	LAP TIME	MPH	DIFF	TIME OF DAY	
1 -		27.311	1:08.328	86.43	4.932	13:39:06.377	
2 -	36.853	27.207	1:04.060	92.18	0.664	13:40:10.437	
3 -	36.398	27.063	1:03.461 (2)	93.05	0.065	13:41:13.898	
4 -	36.889	27.936	1:04.825	91.10	1.429	13:42:18.723	
5 -	36.384	27.012	1:03.396 (1)	93.15		13:43:22.119	
6 -	36.167	28.094	1:04.261	91.90	0.865	13:44:26.380	
7 -	36.559	27.463	1:04.022	92.24	0.626	13:45:30.402	
8 -	36.572	27.150	1:03.722 (3)	92.67	0.326	13:46:34.124	

P14 4 U		Hayden KILLWORTH		Honda SK BLADE 954 - Stacey Killworth			
IDEAL LAP TIME : 1:02.803		BEST LAP TIME : 1:03.390		DIFFERENCE : 0.587			
LAP	SECTOR 1	SECTOR 2	LAP TIME	MPH	DIFF	TIME OF DAY	
1 -		27.708	1:09.606	84.84	6.216	13:39:07.655	
2 -			1:04.020	92.24	0.630	13:40:11.675	
3 -	36.737	26.653	1:03.390 (1)	93.16		13:41:15.065	
4 -			1:05.175	90.61	1.785	13:42:20.240	
5 -			1:03.401 (2)	93.14	0.011	13:43:23.641	
6 -			1:03.405 (3)	93.14	0.015	13:44:27.046	
7 -	36.150	27.399	1:03.549	92.93	0.159	13:45:30.595	
8 -			1:03.685	92.73	0.295	13:46:34.280	

P15 19 U		Tyler DONOVAN		Kawasaki ZX10R -			
IDEAL LAP TIME : 1:02.731		BEST LAP TIME : 1:03.220		DIFFERENCE : 0.489			
LAP	SECTOR 1	SECTOR 2	LAP TIME	MPH	DIFF	TIME OF DAY	
1 -		28.819	1:10.718	83.51	7.498	13:39:08.767	
2 -	36.338	27.713	1:04.051	92.20	0.831	13:40:12.818	
3 -	35.638	27.582	1:03.220 (1)	93.41		13:41:16.038	
4 -	35.968	28.930	1:04.898	90.99	1.678	13:42:20.936	
5 -	35.944	27.692	1:03.636	92.80	0.416	13:43:24.572	
6 -	36.206	27.211	1:03.417	93.12	0.197	13:44:27.989	
7 -	35.994	27.311	1:03.305 (2)	93.28	0.085	13:45:31.294	
8 -	36.312	27.093	1:03.405 (3)	93.14	0.185	13:46:34.699	

BMCRC - MRO Championships 2022 - Rnd 2 @ Silverstone National

Thunderbike Extreme & Ultra

RACE 11 - SECTOR ANALYSIS



SECTOR 1 = FL to I1, SECTOR 2 = I1 to FL, DIFF = Difference To Personal Best Lap, P = Crossed Finish Line in Pit Lane, D = Time Disallowed

P16		21 U		Danny BRENNAN		Suzuki GSXR 1000 -	
IDEAL LAP TIME : 1:02.900		BEST LAP TIME : 1:03.522		DIFFERENCE : 0.622			
LAP	SECTOR 1	SECTOR 2	LAP TIME	MPH	DIFF	TIME OF DAY	
1 -		27.663	1:09.132	85.42	5.610	13:39:07.181	
2 -	36.472	27.525	1:03.997	92.28	0.475	13:40:11.178	
3 -	35.985	27.684	1:03.669 (3)	92.75	0.147	13:41:14.847	
4 -	36.923	28.151	1:05.074	90.75	1.552	13:42:19.921	
5 -	36.470	27.052	1:03.522 (1)	92.97		13:43:23.443	
6 -	37.140	27.031	1:04.171	92.03	0.649	13:44:27.614	
7 -	35.869	27.773	1:03.642 (2)	92.79	0.120	13:45:31.256	
8 -	36.240	27.877	1:04.117	92.10	0.595	13:46:35.373	

P17		129 E		Derek CRIPPS		Yamaha R1 - Kelly Cripps - Team FBR	
IDEAL LAP TIME : 1:03.031		BEST LAP TIME : 1:03.262		DIFFERENCE : 0.231			
LAP	SECTOR 1	SECTOR 2	LAP TIME	MPH	DIFF	TIME OF DAY	
1 -		28.284	1:10.141	84.19	6.879	13:39:08.190	
2 -	36.746	27.259	1:04.005	92.26	0.743	13:40:12.195	
3 -	36.457	26.805	1:03.262 (1)	93.35		13:41:15.457	
4 -	36.811	27.373	1:04.184	92.01	0.922	13:42:19.641	
5 -	38.200	26.682	1:04.882	91.02	1.620	13:43:24.523	
6 -	37.194	26.574	1:03.768 (3)	92.61	0.506	13:44:28.291	
7 -	36.651	26.617	1:03.268 (2)	93.34	0.006	13:45:31.559	
8 -	37.005	26.892	1:03.897	92.42	0.635	13:46:35.456	

P18		93 U		Tony BOTTO		Suzuki GSXR 1000 K8 - TB Motorcycles	
IDEAL LAP TIME : 1:04.340		BEST LAP TIME : 1:04.381		DIFFERENCE : 0.041			
LAP	SECTOR 1	SECTOR 2	LAP TIME	MPH	DIFF	TIME OF DAY	
1 -		28.703	1:11.136	83.01	6.755	13:39:09.185	
2 -	37.223	27.802	1:05.025	90.82	0.644	13:40:14.210	
3 -	37.398	27.897	1:05.295	90.44	0.914	13:41:19.505	
4 -	36.839	27.814	1:04.653	91.34	0.272	13:42:24.158	
5 -	36.987	27.551	1:04.538 (3)	91.50	0.157	13:43:28.696	
6 -	36.980	27.516	1:04.496 (2)	91.56	0.115	13:44:33.192	
7 -	37.079	27.633	1:04.712	91.26	0.331	13:45:37.904	
8 -	36.824	27.557	1:04.381 (1)	91.72		13:46:42.285	

P19		51 E		Michael HOGARTH		Honda SP1 RC-51 - WHR Racing	
IDEAL LAP TIME : 1:03.960		BEST LAP TIME : 1:04.231		DIFFERENCE : 0.271			
LAP	SECTOR 1	SECTOR 2	LAP TIME	MPH	DIFF	TIME OF DAY	
1 -		29.401	1:11.024	83.15	6.793	13:39:09.073	
2 -	38.185	27.663	1:05.848	89.68	1.617	13:40:14.921	
3 -	37.654	27.614	1:05.268	90.48	1.037	13:41:20.189	
4 -	37.631	28.044	1:05.675	89.92	1.444	13:42:25.864	
5 -	37.910	27.322	1:05.232	90.53	1.001	13:43:31.096	
6 -	37.860	27.013	1:04.873 (3)	91.03	0.642	13:44:35.969	
7 -	36.947	27.284	1:04.231 (1)	91.94		13:45:40.200	
8 -	37.305	27.491	1:04.796 (2)	91.14	0.565	13:46:44.996	

P20		404 E		Vincent BUTLER		-	
IDEAL LAP TIME : 1:04.086		BEST LAP TIME : 1:04.581		DIFFERENCE : 0.495			
LAP	SECTOR 1	SECTOR 2	LAP TIME	MPH	DIFF	TIME OF DAY	
1 -		28.146	1:11.366	82.75	6.785	13:39:09.415	
2 -	38.306	27.277	1:05.583	90.04	1.002	13:40:14.998	
3 -	37.778	27.635	1:05.413	90.28	0.832	13:41:20.411	
4 -	38.280	27.412	1:05.692	89.89	1.111	13:42:26.103	
5 -	38.001	27.135	1:05.136	90.66	0.555	13:43:31.239	
6 -	38.172	26.731	1:04.903 (3)	90.99	0.322	13:44:36.142	
7 -	37.638	26.943	1:04.581 (1)	91.44		13:45:40.723	
8 -	37.355	27.535	1:04.890 (2)	91.01	0.309	13:46:45.613	

BMCRC - MRO Championships 2022 - Rnd 2 @ Silverstone National

Thunderbike Extreme & Ultra

RACE 11 - SECTOR ANALYSIS



SECTOR 1 = FL to I1, SECTOR 2 = I1 to FL, DIFF = Difference To Personal Best Lap, P = Crossed Finish Line in Pit Lane, D = Time Disallowed

P21 103 U		Craig GOFFORD		Yamaha R1 4XV - Guardian warm roofs, Meala Racing Develop			
IDEAL LAP TIME : 1:04.287		BEST LAP TIME : 1:04.397		DIFFERENCE : 0.110			
LAP	SECTOR 1	SECTOR 2	LAP TIME	MPH	DIFF	TIME OF DAY	
1 -		27.936	1:11.802	82.24	7.405	13:39:09.851	
2 -	37.993	27.426	1:05.419	90.27	1.022	13:40:15.270	
3 -	37.823	27.628	1:05.451	90.23	1.054	13:41:20.721	
4 -	38.320	28.364	1:06.684	88.56	2.287	13:42:27.405	
5 -	37.672	27.557	1:05.229	90.53	0.832	13:43:32.634	
6 -	37.617	26.988	1:04.605 (2)	91.41	0.208	13:44:37.239	
7 -	37.299	27.519	1:04.818 (3)	91.11	0.421	13:45:42.057	
8 -	37.327	27.070	1:04.397 (1)	91.70		13:46:46.454	

P22 6 E		Andrew FIRTH		Yamaha YZF-R1 - LTRmotorcycles.co.uk / Palmer Race Skool /			
IDEAL LAP TIME : 1:04.334		BEST LAP TIME : 1:04.335		DIFFERENCE : 0.001			
LAP	SECTOR 1	SECTOR 2	LAP TIME	MPH	DIFF	TIME OF DAY	
1 -		28.516	1:11.617	82.46	7.282	13:39:09.666	
2 -	38.697	28.206	1:06.903	88.27	2.568	13:40:16.569	
3 -	37.648	28.208	1:05.856	89.67	1.521	13:41:22.425	
4 -	37.492	28.282	1:05.774	89.78	1.439	13:42:28.199	
5 -	37.428	28.157	1:05.585	90.04	1.250	13:43:33.784	
6 -	37.108	27.635	1:04.743 (2)	91.21	0.408	13:44:38.527	
7 -	37.376	27.436	1:04.812 (3)	91.11	0.477	13:45:43.339	
8 -	36.898	27.437	1:04.335 (1)	91.79		13:46:47.674	

P23 35 E		Stephen HARVEY		Yamaha YZF R1 -			
IDEAL LAP TIME : 1:08.196		BEST LAP TIME : 1:08.196		DIFFERENCE : 0.000			
LAP	SECTOR 1	SECTOR 2	LAP TIME	MPH	DIFF	TIME OF DAY	
1 -		29.067	1:13.785	80.03	5.589	13:39:11.834	
2 -	39.376	28.820	1:08.196 (1)	86.59		13:40:20.030	
3 -	39.382	29.035	1:08.417 (2)	86.31	0.221	13:41:28.447	
4 -	40.007	IN PIT	1:29.695 P	65.84	21.499	13:42:58.142	

P24 13 U		Doug EDMONDSON		Yamaha R1 - Stan Stephens Tuning			
IDEAL LAP TIME : 1:00.598		BEST LAP TIME : 1:00.598		DIFFERENCE : 0.000			
LAP	SECTOR 1	SECTOR 2	LAP TIME	MPH	DIFF	TIME OF DAY	
1 -		26.176	1:03.368	93.19	2.770	13:39:01.417	
2 -	34.649	26.102	1:00.751 (2)	97.21	0.153	13:40:02.168	
3 -	34.536	26.062	1:00.598 (1)	97.45		13:41:02.766	

BMCRC - MRO Championships 2022 - Rnd 2 @ Silverstone National

Thunderbike Extreme & Ultra

RACE 11 - BEST SECTORS

SECTOR 1			SECTOR 2			IDEAL / BEST COMPARISON						
POS	NO	NAME	TIME	NO	NAME	TIME	POS	NO	NAME	IDEAL	BEST	DIFF
									PERFECT LAP	58.125		
1	11	HARVEY	33.360	11	HARVEY	24.765	1	11	HARVEY	58.125	58.125	0.000
2	275	WILBY	33.563	275	WILBY	24.772	2	275	WILBY	58.335	58.335	0.000
3	45	HASHMI	34.354	47	DANCE	25.212	3	45	HASHMI	59.616	1:00.000	0.384
4	13	EDMONDSON	34.536	45	HASHMI	25.262	4	47	DANCE	59.842	59.850	0.008
5	5	KILLWORTH	34.616	5	KILLWORTH	25.368	5	5	KILLWORTH	59.984	1:00.077	0.093
6	47	DANCE	34.630	20	SWYER	25.900	6	13	EDMONDSON	1:00.598	1:00.598	0.000
7	449	WALLINGTON	34.732	63	WREN	25.942	7	449	WALLINGTON	1:00.753	1:01.023	0.270
8	63	WREN	34.930	449	WALLINGTON	26.021	8	63	WREN	1:00.872	1:01.076	0.204
9	20	SWYER	35.083	13	EDMONDSON	26.062	9	20	SWYER	1:00.983	1:01.048	0.065
10	19	DONOVAN	35.638	77	MAY	26.232	10	77	MAY	1:01.922	1:01.937	0.015
11	77	MAY	35.690	240	SCANLON	26.301	11	999	DWYER	1:02.536	1:02.641	0.105
12	999	DWYER	35.694	129	CRIPPS	26.574	12	240	SCANLON	1:02.633	1:02.633	0.000
13	21	BRENNAN	35.869	4	KILLWORTH	26.653	13	19	DONOVAN	1:02.731	1:03.220	0.489
14	334	BRANDISH	36.078	334	BRANDISH	26.715	14	334	BRANDISH	1:02.793	1:02.793	0.000
15	4	KILLWORTH	36.150	404	BUTLER	26.731	15	4	KILLWORTH	1:02.803	1:03.390	0.587
16	117	STAGG	36.167	999	DWYER	26.842	16	21	BRENNAN	1:02.900	1:03.522	0.622
17	240	SCANLON	36.332	103	GOFFORD	26.988	17	129	CRIPPS	1:03.031	1:03.262	0.231
18	129	CRIPPS	36.457	117	STAGG	27.012	18	117	STAGG	1:03.179	1:03.396	0.217
19	93	BOTTO	36.824	51	HOGARTH	27.013	19	51	HOGARTH	1:03.960	1:04.231	0.271
20	6	FIRTH	36.898	21	BRENNAN	27.031	20	404	BUTLER	1:04.086	1:04.581	0.495
21	51	HOGARTH	36.947	19	DONOVAN	27.093	21	103	GOFFORD	1:04.287	1:04.397	0.110
22	103	GOFFORD	37.299	6	FIRTH	27.436	22	6	FIRTH	1:04.334	1:04.335	0.001
23	404	BUTLER	37.355	93	BOTTO	27.516	23	93	BOTTO	1:04.340	1:04.381	0.041
24	35	HARVEY	39.376	35	HARVEY	28.820	24	35	HARVEY	1:08.196	1:08.196	0.000
25												

BMCRC - MRO Championships 2022 - Rnd 2 @ Silverstone National

Thunderbike Extreme & Ultra

RACE 11 - STATISTICS

Competitors Started 24
Planned Start 2022-04-03 @ 12:40:00.000
Actual Start 2022-04-03 @ 13:37:58.049
Finish Time 2022-04-03 @ 13:45:48.432
Track Length 1.6404mi.
Total Laps 183
Total Distance Covered 300.2048mi.

Session Fastest Lap History

NO	CL	NAME	LAP TIME	TIME OF DAY	LAP	VEHICLE
11	U	Josh HARVEY	58.502	13:39:57.168	2	Yamaha R1 4C8
11	U	Josh HARVEY	58.414	13:40:55.582	3	Yamaha R1 4C8
275	U	Mark WILBY	58.335	13:40:56.566	3	Suzuki GSXR1000
11	U	Josh HARVEY	58.125	13:41:53.708	4	Yamaha R1 4C8

Session Leader History

NO	CL	NAME	FROM LAP	LAPS LED	DISTANCE	VEHICLE
11	U	Josh HARVEY	1	8	13.12 miles	Yamaha R1 4C8

Flag History

TYPE	TIME OF DAY
GREEN	13:37:58.049
FINISH	13:45:48.432

Flag Statistics

TYPE	COUNT	TOTAL LAPS	TOTAL TIME
Green	1	8	9:02.704
Red	0	0	0.000
Safety Car	0	0	0.000
FCY	0	0	0.000

BMCRC - MRO Championships 2022 - Rnd 2 @ Silverstone National

Thunderbike Extreme & Ultra

RACE 11 - STATISTICS

CLASS : E

9 Starters

Fastest Lap History

NO	NAME	LAP TIME	TIME OF DAY	LAP	VEHICLE
77	David MAY	1:02.742	13:40:07.586	2	Suzuki GSXR 750 K1
77	David MAY	1:02.145	13:41:09.730	3	Suzuki GSXR 750 K1
77	David MAY	1:01.937	13:45:19.437	7	Suzuki GSXR 750 K1

Leader History

NO	NAME	FROM LAP	LAPS LED	DISTANCE	VEHICLE
77	David MAY	1	8	13.12 miles	Suzuki GSXR 750 K1

BMCRC - MRO Championships 2022 - Rnd 2 @ Silverstone National

Thunderbike Extreme & Ultra

RACE 11 - STATISTICS

CLASS : U

15 Starters

Fastest Lap History

NO	NAME	LAP TIME	TIME OF DAY	LAP	VEHICLE
11	Josh HARVEY	58.502	13:39:57.168	2	Yamaha R1 4C8
11	Josh HARVEY	58.414	13:40:55.582	3	Yamaha R1 4C8
275	Mark WILBY	58.335	13:40:56.566	3	Suzuki GSXR1000
11	Josh HARVEY	58.125	13:41:53.708	4	Yamaha R1 4C8

Leader History

NO	NAME	FROM LAP	LAPS LED	DISTANCE	VEHICLE
11	Josh HARVEY	1	8	13.12 miles	Yamaha R1 4C8



BMCRC THUNDERBIKE SPORT & BMCRC ROOKIE MINITWINS

Supported by Steve Jordan Motorcycles



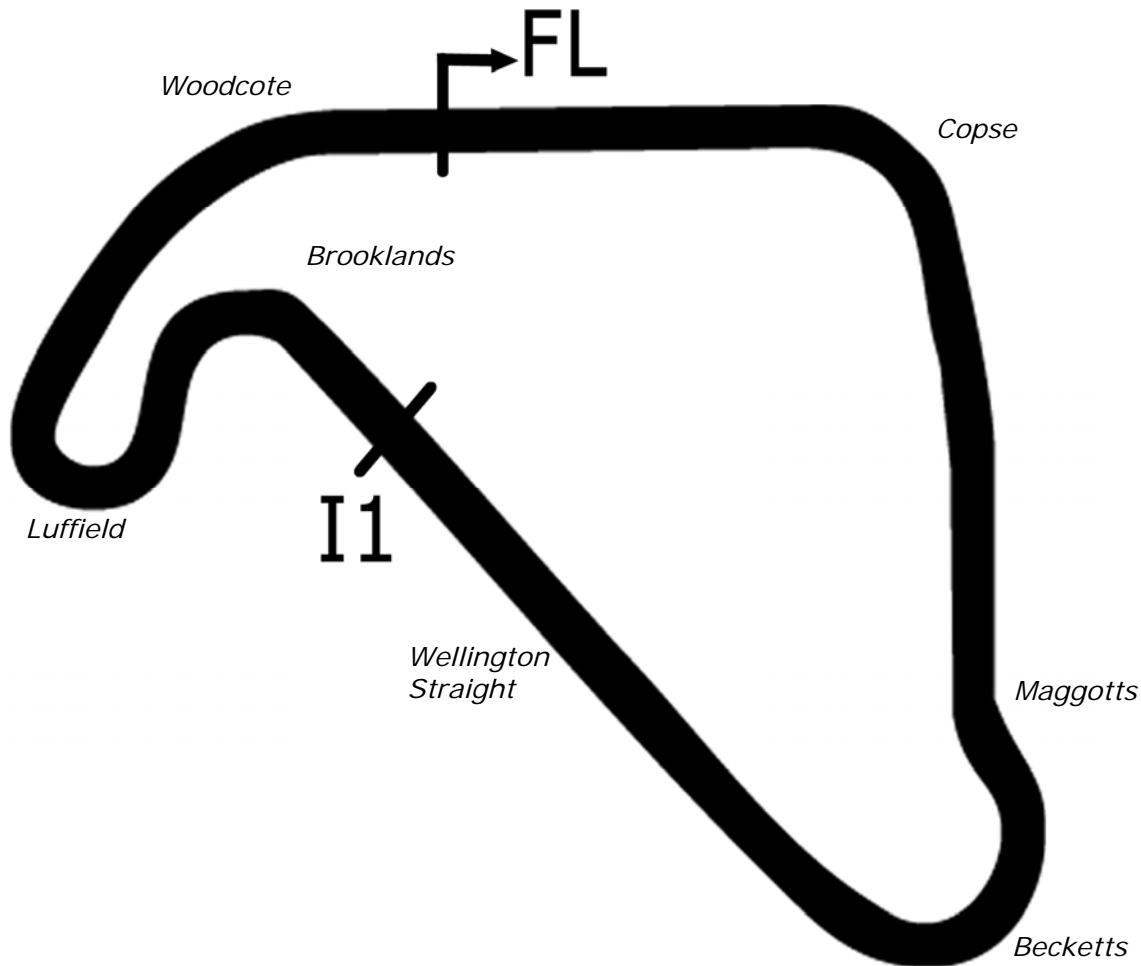
BMCRC-MRO Championships - Round 2
Silverstone National
2nd / 3rd April 2022



Timing & Results Provided by Timing Solutions Ltd

www.tsl-timing.com

Silverstone National



Length	1.6404 miles	2640.07 m	
FL		52.07872 N	1.01711 W
I1	1669m	52.07603 N	1.01669 W
Pit Entry	2610m	52.07859 N	1.01758 W
Pit Exit	308m after FL	52.07880 N	1.01268 W
Pit Entry-Pit Exit 336m, 24.2s @50kph, 20.1s @60kph			

All results available at www.tsl-timing.com

BMCRC - MRO Championships 2022 - Rnd 2 @ Silverstone National



Thunderbike Sport & Rookie Minitwins

QUALIFYING - CLASSIFICATION

POS	NO	CL	PIC NAME	ENTRY	TIME	ON	LAPS	GAP	DIFF	MPH
1	624		1 Matthew FEDRICK	Yamaha R6 - Matthew Fedrick farriers ltd/ Palmer Race	1:04.768	10	10			91.18
2	25		2 Harrison DAY	Yamaha R6 -	1:05.043	9	10	0.275	0.275	90.79
3	28		3 David SPENCER	Suzuki GSXR 600 -	1:05.348	8	9	0.580	0.305	90.37
4	84		4 Ricardo BRANCO	Yamaha R6 - IMP Racing	1:05.826	9	9	1.058	0.478	89.71
5	48		5 Shaun WALLIS	Yamaha R6 - MBC Despatch Racing	1:06.012	8	11	1.244	0.186	89.46
6	292*	R	1 Tommi CALDWELL	Yamaha YZF-R6 - DART Motorsport	1:06.030	9	9	1.262	0.018	89.43
7	32	R	2 Jack WILLIAMS	Honda CBR600 -	1:06.151	9	10	1.383	0.121	89.27
8	43		6 Colin WALKEY	Kawasaki ZX6R G2 - ELP Racing	1:06.806	5	7	2.038	0.655	88.40
9	58		7 Mark LAWSON	Honda CBR - Crawfords metal detectors	1:06.912	10	10	2.144	0.106	88.26
10	117	RMT	1 Brandon WRIGHT	Suzuki SV650 - OneEliquids.com	1:07.139	10	11	2.371	0.227	87.96
11	81		8 Malvern MAY	Honda CBR600RR - IMP racing	1:07.803	6	10	3.035	0.664	87.10
12	75		9 Stewart MAY	Honda CBR600F3 - Moths in the wallet	1:07.844	10	10	3.076	0.041	87.04
13	65		10 Ian SOILLEUX	Honda CBR600 - BDRacing	1:07.961	8	8	3.193	0.117	86.89
14	33	RMT	2 Luke BLACKFORD	Suzuki SV650 - Tyres4bikes	1:08.245	7	9	3.477	0.284	86.53
15	627	RMT	3 Aaron MONK	Suzuki SV650 - flyaspitfire.co.uk	1:08.492	3	3	3.724	0.247	86.22
16	99	RMT	4 Roger PARKES	Suzuki SV650 - Simply Owners Ltd	1:08.525	9	10	3.757	0.033	86.18
17	139		11 Rob MARLEY	Honda CBR600F3 - PearTree Racing	1:08.892	6	8	4.124	0.367	85.72
18	78	RMT	5 Tim FRAMPTON	Suzuki SV650 - K66	1:09.227	9	10	4.459	0.335	85.30
19	72	R	3 Luke LAWSON	Yamaha R6 - Bloom Valley Ltd - Farm Shop & Event C	1:09.521	7	9	4.753	0.294	84.94
20	61	RMT	6 Nick HOLMES	Suzuki SV650 -	1:09.829	9	10	5.061	0.308	84.57
21	49		12 Oli CHAYTOR	Yamaha R6 - PearTree Racing	1:09.976	7	8	5.208	0.147	84.39
22	191	RMT	7 Justin GRACE	Suzuki SV650 - G-Race Motorsports	1:10.048	9	10	5.280	0.072	84.30
23	91	RMT	8 Ben WEST	Suzuki SV650 - RV2 power	1:10.914	6	10	6.146	0.866	83.27
24	54		13 Adam JAMISON	Yamaha R6 - Team AJR	1:10.962	1	1	6.194	0.048	83.22
25	90	R	4 Marco STRILLOZZI	Yamaha R6 - KLUAPP.COM	1:11.071	8	10	6.303	0.109	83.09
26	45	RMT	9 Terence QUINCE	Suzuki SV650 - MotoQuincini / CHQ Racing	1:12.669	9	10	7.901	1.598	81.26
27	52	RMT	10 Stephen BAYLEY	Suzuki SV650 - Mander Organ Builders Racing	1:12.722	7	9	7.954	0.053	81.20
28	130	RMT	11 Vince JONES	Suzuki SV650 - Centurion Electrical	1:14.199	5	9	9.431	1.477	79.59
29	152	RMT	12 Samuel DOWNES	Suzuki SV650 -	1:16.144	9	9	11.376	1.945	77.55
30	24	RMT	13 Jamie CRAWFORD	Suzuki SV650 -	1:25.833	4	5	21.065	9.689	68.80

* Bike 292 - Please fit a working transponder

Weather / Track : Cloudy / Dry

These results are provisional until the conclusion of any judicial and technical matters.

Silverstone National: 1.6404 miles
Date: 02/04/2022 Start: 10:45 Finish: 10:56

Clerk Of Course :	Stewards :	Timekeeper : Craig Smith
-------------------	------------	--------------------------

Results can be found at www.tsl-timing.com

Printed - 10:58 Saturday, 02 April 2022



BMCRC - MRO Championships 2022 - Rnd 2 @ Silverstone National

Thunderbike Sport & Rookie Minitwins

QUALIFYING - SECTOR ANALYSIS



SECTOR 1 = FL to I1, SECTOR 2 = I1 to FL, DIFF = Difference To Personal Best Lap, P = Crossed Finish Line in Pit Lane, D = Time Disallowed

P1 624		Matthew FEDRICK		Yamaha R6 - Matthew Fedrick farriers ltd/ Palmer Race Skool			
IDEAL LAP TIME : 1:04.723		BEST LAP TIME : 1:04.768		DIFFERENCE : 0.045			
LAP	SECTOR 1	SECTOR 2	LAP TIME	MPH	DIFF	TIME OF DAY	
1 -	46.398	30.388	1:16.786	76.91	12.018	10:47:01.250	
2 -	39.024	28.248	1:07.272	87.78	2.504	10:48:08.522	
3 -	38.573	27.630	1:06.203	89.20	1.435	10:49:14.725	
4 -	38.670	28.314	1:06.984	88.16	2.216	10:50:21.709	
5 -	38.103	27.755	1:05.858	89.67	1.090	10:51:27.567	
6 -	42.439	27.445	1:09.884	84.50	5.116	10:52:37.451	
7 -	38.360	27.208	1:05.568	90.06	0.800	10:53:43.019	
8 -	38.073	27.362	1:05.435 (3)	90.25	0.667	10:54:48.454	
9 -	37.682	27.411	1:05.093 (2)	90.72	0.325	10:55:53.547	
10 -	37.727	27.041	1:04.768 (1)	91.18		10:56:58.315	

P2 25		Harrison DAY		Yamaha R6 -			
IDEAL LAP TIME : 1:05.043		BEST LAP TIME : 1:05.043		DIFFERENCE : 0.000			
LAP	SECTOR 1	SECTOR 2	LAP TIME	MPH	DIFF	TIME OF DAY	
1 -	46.994	29.803	1:16.797	76.89	11.754	10:46:39.723	
2 -	38.639	28.151	1:06.790	88.42	1.747	10:47:46.513	
3 -	39.022	27.857	1:06.879	88.30	1.836	10:48:53.392	
4 -	37.920	27.749	1:05.669 (3)	89.93	0.626	10:49:59.061	
5 -	37.690	27.591	1:05.281 (2)	90.46	0.238	10:51:04.342	
6 -	39.045	28.599	1:07.644	87.30	2.601	10:52:11.986	
7 -	39.293	28.133	1:07.426	87.58	2.383	10:53:19.412	
8 -	38.238	27.518	1:05.756	89.81	0.713	10:54:25.168	
9 -	37.621	27.422	1:05.043 (1)	90.79		10:55:30.211	
10 -	37.922	IN PIT	1:16.883 P	76.81	11.840	10:56:47.094	

P3 28		David SPENCER		Suzuki GSXR 600 -			
IDEAL LAP TIME : 1:05.008		BEST LAP TIME : 1:05.348		DIFFERENCE : 0.340			
LAP	SECTOR 1	SECTOR 2	LAP TIME	MPH	DIFF	TIME OF DAY	
1 -	38.738	27.834	1:06.572	88.71	1.224	10:48:24.889	
2 -	38.217	27.752	1:05.969 (3)	89.52	0.621	10:49:30.858	
3 -	38.351	29.020	1:07.371	87.65	2.023	10:50:38.229	
4 -	38.399	28.356	1:06.755	88.46	1.407	10:51:44.984	
5 -	38.236	28.110	1:06.346	89.01	0.998	10:52:51.330	
6 -	38.016	27.767	1:05.783 (2)	89.77	0.435	10:53:57.113	
7 -	38.560	29.218	1:07.778	87.13	2.430	10:55:04.891	
8 -	37.548	27.800	1:05.348 (1)	90.37		10:56:10.239	
9 -	38.585	27.460	1:06.045	89.41	0.697	10:57:16.284	

P4 84		Ricardo BRANCO		Yamaha R6 - IMP Racing			
IDEAL LAP TIME : 1:05.826		BEST LAP TIME : 1:05.826		DIFFERENCE : 0.000			
LAP	SECTOR 1	SECTOR 2	LAP TIME	MPH	DIFF	TIME OF DAY	
1 -	39.717	29.005	1:08.722	85.93	2.896	10:48:28.528	
2 -	38.935	29.065	1:08.000	86.84	2.174	10:49:36.528	
3 -	39.569	28.528	1:08.097	86.72	2.271	10:50:44.625	
4 -	38.961	28.764	1:07.725	87.20	1.899	10:51:52.350	
5 -	38.224	28.486	1:06.710	88.52	0.884	10:52:59.060	
6 -	38.234	28.359	1:06.593 (2)	88.68	0.767	10:54:05.653	
7 -	38.273	28.584	1:06.857	88.33	1.031	10:55:12.510	
8 -	38.519	28.188	1:06.707 (3)	88.53	0.881	10:56:19.217	
9 -	37.802	28.024	1:05.826 (1)	89.71		10:57:25.043	

BMCRG - MRO Championships 2022 - Rnd 2 @ Silverstone National

Thunderbike Sport & Rookie Minitwins

QUALIFYING - SECTOR ANALYSIS



SECTOR 1 = FL to I1, SECTOR 2 = I1 to FL, DIFF = Difference To Personal Best Lap, P = Crossed Finish Line in Pit Lane, D = Time Disallowed

P5 48		Shaun WALLIS		Yamaha R6 - MBC Despatch Racing			
IDEAL LAP TIME : 1:06.012		BEST LAP TIME : 1:06.012		DIFFERENCE : 0.000			
LAP	SECTOR 1	SECTOR 2	LAP TIME	MPH	DIFF	TIME OF DAY	
1 -	44.538	30.598	1:15.136	78.59	9.124	10:46:29.287	
2 -	39.713	29.821	1:09.534	84.93	3.522	10:47:38.821	
3 -	38.869	29.035	1:07.904	86.97	1.892	10:48:46.725	
4 -	38.901	29.133	1:08.034	86.80	2.022	10:49:54.759	
5 -	38.796	29.708	1:08.504	86.20	2.492	10:51:03.263	
6 -	39.629	28.789	1:08.418	86.31	2.406	10:52:11.681	
7 -	39.255	28.989	1:08.244	86.53	2.232	10:53:19.925	
8 -	38.157	27.855	1:06.012 (1)	89.46		10:54:25.937	
9 -	38.499	28.020	1:06.519 (2)	88.78	0.507	10:55:32.456	
10 -	38.786	28.470	1:07.256 (3)	87.80	1.244	10:56:39.712	
11 -	38.765	28.796	1:07.561	87.41	1.549	10:57:47.273	

P6 292 R		Tommi CALDWELL		Yamaha YZF-R6 - DART Motorsport			
IDEAL LAP TIME :		BEST LAP TIME : 1:06.030		DIFFERENCE :			
LAP	SECTOR 1	SECTOR 2	LAP TIME	MPH	DIFF	TIME OF DAY	
1 -			1:08.799	85.83	2.769	10:48:29.688	
2 -			1:07.346	87.69	1.316	10:49:37.034	
3 -			1:06.682	88.56	0.652	10:50:43.716	
4 -			1:06.661	88.59	0.631	10:51:50.377	
5 -			1:07.265	87.79	1.235	10:52:57.642	
6 -			1:06.227 (2)	89.17	0.197	10:54:03.869	
7 -			1:19.966	73.85	13.936	10:55:23.835	
8 -			1:06.612 (3)	88.65	0.582	10:56:30.447	
9 -			1:06.030 (1)	89.43		10:57:36.477	

P7 32 R		Jack WILLIAMS		Honda CBR600 -			
IDEAL LAP TIME : 1:06.005		BEST LAP TIME : 1:06.151		DIFFERENCE : 0.146			
LAP	SECTOR 1	SECTOR 2	LAP TIME	MPH	DIFF	TIME OF DAY	
1 -	50.430	31.483	1:21.913	72.09	15.762	10:46:53.241	
2 -	40.275	29.728	1:10.003	84.36	3.852	10:48:03.244	
3 -	39.321	28.628	1:07.949	86.91	1.798	10:49:11.193	
4 -	39.428	29.077	1:08.505	86.20	2.354	10:50:19.698	
5 -	39.022	28.411	1:07.433	87.57	1.282	10:51:27.131	
6 -	38.797	27.790	1:06.587	88.69	0.436	10:52:33.718	
7 -	38.623	27.889	1:06.512 (3)	88.79	0.361	10:53:40.230	
8 -	38.747	27.532	1:06.279 (2)	89.10	0.128	10:54:46.509	
9 -	38.473	27.678	1:06.151 (1)	89.27		10:55:52.660	
10 -	44.804	28.058	1:12.862	81.05	6.711	10:57:05.522	

P8 43		Colin WALKEY		Kawasaki ZX6R G2 - ELP Racing			
IDEAL LAP TIME : 1:06.806		BEST LAP TIME : 1:06.806		DIFFERENCE : 0.000			
LAP	SECTOR 1	SECTOR 2	LAP TIME	MPH	DIFF	TIME OF DAY	
1 -	46.458	29.554	1:16.012	77.69	9.206	10:46:36.548	
2 -	39.547	28.847	1:08.394	86.34	1.588	10:47:44.942	
3 -	39.250	28.435	1:07.685	87.25	0.879	10:48:52.627	
4 -	38.936	28.462	1:07.398 (2)	87.62	0.592	10:50:00.025	
5 -	38.703	28.103	1:06.806 (1)	88.40		10:51:06.831	
6 -	38.815	28.805	1:07.620 (3)	87.33	0.814	10:52:14.451	
7 -	39.094	IN PIT	1:23.838 P	70.44	17.032	10:53:38.289	

BMCRC - MRO Championships 2022 - Rnd 2 @ Silverstone National

Thunderbike Sport & Rookie Minitwins

QUALIFYING - SECTOR ANALYSIS



SECTOR 1 = FL to I1, SECTOR 2 = I1 to FL, DIFF = Difference To Personal Best Lap, P = Crossed Finish Line in Pit Lane, D = Time Disallowed

P9 58		Mark LAWSON		Honda CBR - Crawfords metal detectors			
IDEAL LAP TIME : 1:06.912		BEST LAP TIME : 1:06.912		DIFFERENCE : 0.000			
LAP	SECTOR 1	SECTOR 2	LAP TIME	MPH	DIFF	TIME OF DAY	
1 -	46.774	30.376	1:17.150	76.54	10.238	10:46:42.723	
2 -	39.741	29.701	1:09.442	85.04	2.530	10:47:52.165	
3 -	39.697	28.425	1:08.122	86.69	1.210	10:49:00.287	
4 -	39.325	28.685	1:08.010 (3)	86.83	1.098	10:50:08.297	
5 -	39.734	28.723	1:08.457	86.26	1.545	10:51:16.754	
6 -	39.668	29.030	1:08.698	85.96	1.786	10:52:25.452	
7 -	39.832	29.658	1:09.490	84.98	2.578	10:53:34.942	
8 -	39.997	28.543	1:08.540	86.16	1.628	10:54:43.482	
9 -	39.443	28.204	1:07.647 (2)	87.30	0.735	10:55:51.129	
10 -	38.753	28.159	1:06.912 (1)	88.26		10:56:58.041	

P10 117 RMT		Brandon WRIGHT		Suzuki SV650 - OneEliquids.com			
IDEAL LAP TIME : 1:06.896		BEST LAP TIME : 1:07.139		DIFFERENCE : 0.243			
LAP	SECTOR 1	SECTOR 2	LAP TIME	MPH	DIFF	TIME OF DAY	
1 -	47.262	29.542	1:16.804	76.89	9.665	10:46:33.680	
2 -	40.788	29.282	1:10.070	84.28	2.931	10:47:43.750	
3 -	40.249	28.028	1:08.277	86.49	1.138	10:48:52.027	
4 -	39.578	28.018	1:07.596	87.36	0.457	10:49:59.623	
5 -	39.401	28.546	1:07.947	86.91	0.808	10:51:07.570	
6 -	39.678	27.960	1:07.638	87.31	0.499	10:52:15.208	
7 -	40.451	28.133	1:08.584	86.10	1.445	10:53:23.792	
8 -	39.162	28.019	1:07.181 (2)	87.90	0.042	10:54:30.973	
9 -	39.506	28.147	1:07.653	87.29	0.514	10:55:38.626	
10 -	39.123	28.016	1:07.139 (1)	87.96		10:56:45.765	
11 -	39.617	27.773	1:07.390 (3)	87.63	0.251	10:57:53.155	

P11 81		Malvern MAY		Honda CBR600RR - IMP racing			
IDEAL LAP TIME : 1:07.121		BEST LAP TIME : 1:07.803		DIFFERENCE : 0.682			
LAP	SECTOR 1	SECTOR 2	LAP TIME	MPH	DIFF	TIME OF DAY	
1 -	50.769	30.599	1:21.368	72.57	13.565	10:47:02.726	
2 -	41.733	29.573	1:11.306	82.82	3.503	10:48:14.032	
3 -	40.252	28.346	1:08.598	86.09	0.795	10:49:22.630	
4 -	38.775	29.351	1:08.126 (3)	86.68	0.323	10:50:30.756	
5 -	39.579	30.415	1:09.994	84.37	2.191	10:51:40.750	
6 -	38.898	28.905	1:07.803 (1)	87.10		10:52:48.553	
7 -	39.433	28.900	1:08.333	86.42	0.530	10:53:56.886	
8 -	39.041	29.768	1:08.809	85.82	1.006	10:55:05.695	
9 -	40.173	28.506	1:08.679	85.98	0.876	10:56:14.374	
10 -	38.952	28.968	1:07.920 (2)	86.95	0.117	10:57:22.294	

P12 75		Stewart MAY		Honda CBR600F3 - Moths in the wallet			
IDEAL LAP TIME : 1:07.594		BEST LAP TIME : 1:07.844		DIFFERENCE : 0.250			
LAP	SECTOR 1	SECTOR 2	LAP TIME	MPH	DIFF	TIME OF DAY	
1 -	48.171	30.771	1:18.942	74.81	11.098	10:46:38.626	
2 -	40.660	29.690	1:10.350	83.94	2.506	10:47:48.976	
3 -	39.617	29.376	1:08.993	85.59	1.149	10:48:57.969	
4 -	39.286	29.059	1:08.345	86.40	0.501	10:50:06.314	
5 -	39.849	29.506	1:09.355	85.15	1.511	10:51:15.669	
6 -	39.182	28.745	1:07.927 (2)	86.94	0.083	10:52:23.596	
7 -	39.533	29.542	1:09.075	85.49	1.231	10:53:32.671	
8 -	39.536	28.997	1:08.533	86.17	0.689	10:54:41.204	
9 -	39.720	28.483	1:08.203 (3)	86.58	0.359	10:55:49.407	
10 -	39.111	28.733	1:07.844 (1)	87.04		10:56:57.251	

BMCRC - MRO Championships 2022 - Rnd 2 @ Silverstone National

Thunderbike Sport & Rookie Minitwins

QUALIFYING - SECTOR ANALYSIS



SECTOR 1 = FL to I1, SECTOR 2 = I1 to FL, DIFF = Difference To Personal Best Lap, P = Crossed Finish Line in Pit Lane, D = Time Disallowed

P13 65		Ian SOILLEUX		Honda CBR600 - BDRacing			
IDEAL LAP TIME : 1:07.961		BEST LAP TIME : 1:07.961		DIFFERENCE : 0.000			
LAP	SECTOR 1	SECTOR 2	LAP TIME	MPH	DIFF	TIME OF DAY	
1 -	41.255	29.827	1:11.082	83.08	3.121	10:48:55.914	
2 -	40.273	29.903	1:10.176	84.15	2.215	10:50:06.090	
3 -	39.842	29.720	1:09.562	84.89	1.601	10:51:15.652	
4 -	40.345	29.353	1:09.698	84.73	1.737	10:52:25.350	
5 -	39.964	30.328	1:10.292	84.01	2.331	10:53:35.642	
6 -	40.262	29.091	1:09.353 (3)	85.15	1.392	10:54:44.995	
7 -	39.373	29.322	1:08.695 (2)	85.96	0.734	10:55:53.690	
8 -	39.122	28.839	1:07.961 (1)	86.89		10:57:01.651	

P14 33 RMT		Luke BLACKFORD		Suzuki SV650 - Tyres4bikes			
IDEAL LAP TIME : 1:08.245		BEST LAP TIME : 1:08.245		DIFFERENCE : 0.000			
LAP	SECTOR 1	SECTOR 2	LAP TIME	MPH	DIFF	TIME OF DAY	
1 -	41.136	29.465	1:10.601	83.64	2.356	10:48:33.178	
2 -	40.882	28.853	1:09.735	84.68	1.490	10:49:42.913	
3 -	41.272	30.940	1:12.212	81.78	3.967	10:50:55.125	
4 -	41.119	29.926	1:11.045	83.12	2.800	10:52:06.170	
5 -	40.769	29.223	1:09.992	84.37	1.747	10:53:16.162	
6 -	40.237	28.782	1:09.019 (2)	85.56	0.774	10:54:25.181	
7 -	39.789	28.456	1:08.245 (1)	86.53		10:55:33.426	
8 -	40.001	29.268	1:09.269 (3)	85.25	1.024	10:56:42.695	
9 -	40.666	28.966	1:09.632	84.81	1.387	10:57:52.327	

P15 627 RMT		Aaron MONK		Suzuki SV650 - flyaspitfire.co.uk			
IDEAL LAP TIME : 1:08.492		BEST LAP TIME : 1:08.492		DIFFERENCE : 0.000			
LAP	SECTOR 1	SECTOR 2	LAP TIME	MPH	DIFF	TIME OF DAY	
1 -	47.038	29.557	1:16.595 (3)	77.10	8.103	10:46:34.085	
2 -	40.767	29.118	1:09.885 (2)	84.50	1.393	10:47:43.970	
3 -	40.373	28.119	1:08.492 (1)	86.22		10:48:52.462	

P16 99 RMT		Roger PARKES		Suzuki SV650 - Simply Owners Ltd			
IDEAL LAP TIME : 1:08.682		BEST LAP TIME : 1:08.525		DIFFERENCE : -0.157			
LAP	SECTOR 1	SECTOR 2	LAP TIME	MPH	DIFF	TIME OF DAY	
1 -	49.465	30.173	1:19.638	74.15	11.113	10:46:45.898	
2 -	41.198	29.978	1:11.176	82.97	2.651	10:47:57.074	
3 -	41.198	29.729	1:10.927	83.26	2.402	10:49:08.001	
4 -	41.090	29.756	1:10.846	83.35	2.321	10:50:18.847	
5 -	40.806	29.171	1:09.977	84.39	1.452	10:51:28.824	
6 -	40.707	29.270	1:09.977	84.39	1.452	10:52:38.801	
7 -	40.037	28.916	1:08.953 (3)	85.64	0.428	10:53:47.754	
8 -	40.278	29.040	1:09.318	85.19	0.793	10:54:57.072	
9 -			1:08.525 (1)	86.18		10:56:05.597	
10 -	40.145	28.645	1:08.790 (2)	85.85	0.265	10:57:14.387	

P17 139		Rob MARLEY		Honda CBR600F3 - PearTree Racing			
IDEAL LAP TIME : 1:08.854		BEST LAP TIME : 1:08.892		DIFFERENCE : 0.038			
LAP	SECTOR 1	SECTOR 2	LAP TIME	MPH	DIFF	TIME OF DAY	
1 -	46.487	31.452	1:17.939	75.77	9.047	10:46:41.232	
2 -	40.724	30.204	1:10.928	83.26	2.036	10:47:52.160	
3 -	41.247	30.127	1:11.374	82.74	2.482	10:49:03.534	
4 -	40.248	30.010	1:10.258	84.05	1.366	10:50:13.792	
5 -	40.012	29.518	1:09.530 (3)	84.93	0.638	10:51:23.322	
6 -	39.385	29.507	1:08.892 (1)	85.72		10:52:32.214	
7 -	39.747	29.469	1:09.216 (2)	85.32	0.324	10:53:41.430	
8 -	41.804	IN PIT	1:32.425 P	63.89	23.533	10:55:13.855	

BMCRC - MRO Championships 2022 - Rnd 2 @ Silverstone National

Thunderbike Sport & Rookie Minitwins

QUALIFYING - SECTOR ANALYSIS



SECTOR 1 = FL to I1, SECTOR 2 = I1 to FL, DIFF = Difference To Personal Best Lap, P = Crossed Finish Line in Pit Lane, D = Time Disallowed

P18 78 RMT		Tim FRAMPTON		Suzuki SV650 - K66			
IDEAL LAP TIME : 1:08.933		BEST LAP TIME : 1:09.227		DIFFERENCE : 0.294			
LAP	SECTOR 1	SECTOR 2	LAP TIME	MPH	DIFF	TIME OF DAY	
1 -	48.354	30.964	1:19.318	74.45	10.091	10:47:02.121	
2 -	41.685	29.659	1:11.344	82.77	2.117	10:48:13.465	
3 -	41.104	29.247	1:10.351	83.94	1.124	10:49:23.816	
4 -	40.297	29.168	1:09.465 (3)	85.01	0.238	10:50:33.281	
5 -	41.503	29.755	1:11.258	82.87	2.031	10:51:44.539	
6 -	40.486	29.199	1:09.685	84.74	0.458	10:52:54.224	
7 -	41.083	29.515	1:10.598	83.65	1.371	10:54:04.822	
8 -	42.628	29.788	1:12.416	81.55	3.189	10:55:17.238	
9 -	40.095	29.132	1:09.227 (1)	85.30		10:56:26.465	
10 -	40.589	28.838	1:09.427 (2)	85.06	0.200	10:57:35.892	

P19 72 R		Luke LAWSON		Yamaha R6 - Bloom Valley Ltd - Farm Shop & Event Catering			
IDEAL LAP TIME : 1:09.502		BEST LAP TIME : 1:09.521		DIFFERENCE : 0.019			
LAP	SECTOR 1	SECTOR 2	LAP TIME	MPH	DIFF	TIME OF DAY	
1 -	47.916	30.779	1:18.695	75.04	9.174	10:46:47.719	
2 -	41.529	31.518	1:13.047	80.84	3.526	10:48:00.766	
3 -	40.855	29.893	1:10.748 (3)	83.47	1.227	10:49:11.514	
4 -	40.099	29.876	1:09.975 (2)	84.39	0.454	10:50:21.489	
5 -	40.660	30.720	1:11.380	82.73	1.859	10:51:32.869	
6 -	40.915	30.206	1:11.121	83.03	1.600	10:52:43.990	
7 -	39.945	29.576	1:09.521 (1)	84.94		10:53:53.511	
8 -	39.926	IN PIT	1:26.537 P	68.24	17.016	10:55:20.048	
9 -	OUTLAP	IN PIT	1:59.387 P	49.46	49.866	10:57:19.435	

P20 61 RMT		Nick HOLMES		Suzuki SV650 -			
IDEAL LAP TIME : 1:09.745		BEST LAP TIME : 1:09.829		DIFFERENCE : 0.084			
LAP	SECTOR 1	SECTOR 2	LAP TIME	MPH	DIFF	TIME OF DAY	
1 -	49.252	30.898	1:20.150	73.68	10.321	10:46:48.289	
2 -	42.672	30.512	1:13.184	80.69	3.355	10:48:01.473	
3 -	42.571	29.949	1:12.520	81.43	2.691	10:49:13.993	
4 -	43.119	31.619	1:14.738	79.01	4.909	10:50:28.731	
5 -	42.050	30.663	1:12.713	81.21	2.884	10:51:41.444	
6 -	41.486	29.192	1:10.678	83.55	0.849	10:52:52.122	
7 -	42.189	28.884	1:11.073	83.09	1.244	10:54:03.195	
8 -	41.049	28.868	1:09.917 (2)	84.46	0.088	10:55:13.112	
9 -	40.877	28.952	1:09.829 (1)	84.57		10:56:22.941	
10 -	41.464	29.080	1:10.544 (3)	83.71	0.715	10:57:33.485	

P21 49		Oli CHAYTOR		Yamaha R6 - PearTree Racing			
IDEAL LAP TIME : 1:09.656		BEST LAP TIME : 1:09.976		DIFFERENCE : 0.320			
LAP	SECTOR 1	SECTOR 2	LAP TIME	MPH	DIFF	TIME OF DAY	
1 -	47.476	31.125	1:18.601	75.13	8.625	10:46:43.026	
2 -	40.215	30.037	1:10.252 (2)	84.06	0.276	10:47:53.278	
3 -	40.476	30.242	1:10.718	83.51	0.742	10:49:03.996	
4 -	40.681	30.085	1:10.766	83.45	0.790	10:50:14.762	
5 -	40.007	30.323	1:10.330	83.97	0.354	10:51:25.092	
6 -	40.369	29.921	1:10.290 (3)	84.01	0.314	10:52:35.382	
7 -	40.327	29.649	1:09.976 (1)	84.39		10:53:45.358	
8 -	40.972	IN PIT	1:30.768 P	65.06	20.792	10:55:16.126	

BMCRC - MRO Championships 2022 - Rnd 2 @ Silverstone National

Thunderbike Sport & Rookie Minitwins

QUALIFYING - SECTOR ANALYSIS



SECTOR 1 = FL to I1, SECTOR 2 = I1 to FL, DIFF = Difference To Personal Best Lap, P = Crossed Finish Line in Pit Lane, D = Time Disallowed

P22 191 RMT Justin GRACE			Suzuki SV650 - G-Race Motorsports			
IDEAL LAP TIME : 1:09.982		BEST LAP TIME : 1:10.048		DIFFERENCE : 0.066		
LAP	SECTOR 1	SECTOR 2	LAP TIME	MPH	DIFF	TIME OF DAY
1 -	49.892	32.371	1:22.263	71.79	12.215	10:46:40.855
2 -	43.309	31.105	1:14.414	79.36	4.366	10:47:55.269
3 -	41.769	30.163	1:11.932	82.10	1.884	10:49:07.201
4 -	42.336	30.130	1:12.466	81.49	2.418	10:50:19.667
5 -	41.781	29.846	1:11.627 (3)	82.45	1.579	10:51:31.294
6 -	45.880	29.939	1:15.819	77.89	5.771	10:52:47.113
7 -	41.206	29.362	1:10.568 (2)	83.68	0.520	10:53:57.681
8 -	41.941	30.638	1:12.579	81.36	2.531	10:55:10.260
9 -	41.272	28.776	1:10.048 (1)	84.30		10:56:20.308
10 -	50.427	IN PIT	1:34.761 P	62.32	24.713	10:57:55.069

P23 91 RMT Ben WEST			Suzuki SV650 - RV2 power			
IDEAL LAP TIME : 1:10.629		BEST LAP TIME : 1:10.914		DIFFERENCE : 0.285		
LAP	SECTOR 1	SECTOR 2	LAP TIME	MPH	DIFF	TIME OF DAY
1 -	49.458	30.889	1:20.347	73.50	9.433	10:46:47.500
2 -	42.878	30.296	1:13.174	80.70	2.260	10:48:00.674
3 -	41.786	30.626	1:12.412	81.55	1.498	10:49:13.086
4 -	42.651	30.827	1:13.478	80.37	2.564	10:50:26.564
5 -	41.336	30.221	1:11.557	82.53	0.643	10:51:38.121
6 -	41.285	29.629	1:10.914 (1)	83.27		10:52:49.035
7 -	41.413	29.527	1:10.940 (2)	83.24	0.026	10:53:59.975
8 -	42.047	29.839	1:11.886	82.15	0.972	10:55:11.861
9 -	42.053	29.534	1:11.587	82.49	0.673	10:56:23.448
10 -	41.657	29.344	1:11.001 (3)	83.17	0.087	10:57:34.449

P24 54 Adam JAMISON			Yamaha R6 - Team AJR			
IDEAL LAP TIME : 1:06.874		BEST LAP TIME : 1:10.962		DIFFERENCE : 4.088		
LAP	SECTOR 1	SECTOR 2	LAP TIME	MPH	DIFF	TIME OF DAY
1 -	43.391	27.571	1:10.962 (1)	83.22		10:46:24.320

P25 90 R Marco STRILLOZZI			Yamaha R6 - KLUAPP.COM			
IDEAL LAP TIME : 1:10.808		BEST LAP TIME : 1:11.071		DIFFERENCE : 0.263		
LAP	SECTOR 1	SECTOR 2	LAP TIME	MPH	DIFF	TIME OF DAY
1 -	50.800	33.570	1:24.370	69.99	13.299	10:46:45.919
2 -	42.645	32.116	1:14.761	78.99	3.690	10:48:00.680
3 -	42.068	31.000	1:13.068	80.82	1.997	10:49:13.748
4 -	42.587	32.032	1:14.619	79.14	3.548	10:50:28.367
5 -	41.726	31.612	1:13.338	80.52	2.267	10:51:41.705
6 -	41.830	30.195	1:12.025 (3)	81.99	0.954	10:52:53.730
7 -	55.049	32.040	1:27.089	67.81	16.018	10:54:20.819
8 -	41.185	29.886	1:11.071 (1)	83.09		10:55:31.890
9 -	40.922	30.388	1:11.310 (2)	82.81	0.239	10:56:43.200
10 -	42.670	31.161	1:13.831	79.98	2.760	10:57:57.031

P26 45 RMT Terence QUINCE			Suzuki SV650 - MotoQuincini / CHQ Racing			
IDEAL LAP TIME : 1:12.669		BEST LAP TIME : 1:12.669		DIFFERENCE : 0.000		
LAP	SECTOR 1	SECTOR 2	LAP TIME	MPH	DIFF	TIME OF DAY
1 -	51.822	33.334	1:25.156	69.35	12.487	10:46:41.345
2 -	43.731	32.387	1:16.118	77.58	3.449	10:47:57.463
3 -	44.340	31.976	1:16.316	77.38	3.647	10:49:13.779
4 -	45.728	31.942	1:17.670	76.03	5.001	10:50:31.449
5 -	43.310	32.710	1:16.020	77.68	3.351	10:51:47.469
6 -	42.830	31.525	1:14.355	79.42	1.686	10:53:01.824
7 -	43.083	31.207	1:14.290	79.49	1.621	10:54:16.114
8 -	42.609	31.253	1:13.862 (3)	79.95	1.193	10:55:29.976
9 -	41.998	30.671	1:12.669 (1)	81.26		10:56:42.645
10 -	42.521	30.755	1:13.276 (2)	80.59	0.607	10:57:55.921

BMCRC - MRO Championships 2022 - Rnd 2 @ Silverstone National

Thunderbike Sport & Rookie Minitwins

QUALIFYING - SECTOR ANALYSIS



SECTOR 1 = FL to I1, SECTOR 2 = I1 to FL, DIFF = Difference To Personal Best Lap, P = Crossed Finish Line in Pit Lane, D = Time Disallowed

P27 52 RMT Stephen BAYLEY			Suzuki SV650 - Mander Organ Builders Racing			
IDEAL LAP TIME : 1:12.716		BEST LAP TIME : 1:12.722		DIFFERENCE : 0.006		
LAP	SECTOR 1	SECTOR 2	LAP TIME	MPH	DIFF	TIME OF DAY
1 -	48.893	32.801	1:21.694	72.29	8.972	10:46:46.613
2 -	43.838	31.701	1:15.539	78.18	2.817	10:48:02.152
3 -	43.400	31.107	1:14.507	79.26	1.785	10:49:16.659
4 -	43.746	31.817	1:15.563	78.15	2.841	10:50:32.222
5 -	42.944	31.660	1:14.604	79.16	1.882	10:51:46.826
6 -	42.353	30.467	1:12.820 (2)	81.09	0.098	10:52:59.646
7 -	42.249	30.473	1:12.722 (1)	81.20		10:54:12.368
8 -	42.980	30.853	1:13.833 (3)	79.98	1.111	10:55:26.201
9 -	42.664	IN PIT	1:36.380 P	61.27	23.658	10:57:02.581

P28 130 RMT Vince JONES			Suzuki SV650 - Centurion Electrical			
IDEAL LAP TIME : 1:14.199		BEST LAP TIME : 1:14.199		DIFFERENCE : 0.000		
LAP	SECTOR 1	SECTOR 2	LAP TIME	MPH	DIFF	TIME OF DAY
1 -	53.859	35.272	1:29.131	66.25	14.932	10:47:01.925
2 -	46.078	34.983	1:21.061	72.85	6.862	10:48:22.986
3 -	45.391	31.704	1:17.095	76.60	2.896	10:49:40.081
4 -	43.390	32.212	1:15.602 (3)	78.11	1.403	10:50:55.683
5 -	42.686	31.513	1:14.199 (1)	79.59		10:52:09.882
6 -	46.107	31.540	1:17.647	76.05	3.448	10:53:27.529
7 -	44.653	32.320	1:16.973	76.72	2.774	10:54:44.502
8 -	43.212	32.187	1:15.399 (2)	78.32	1.200	10:55:59.901
9 -	43.589	IN PIT	1:25.834 P	68.80	11.635	10:57:25.735

P29 152 RMT Samuel DOWNES			Suzuki SV650 -			
IDEAL LAP TIME : 1:16.144		BEST LAP TIME : 1:16.144		DIFFERENCE : 0.000		
LAP	SECTOR 1	SECTOR 2	LAP TIME	MPH	DIFF	TIME OF DAY
1 -	54.761	35.955	1:30.716	65.10	14.572	10:47:01.207
2 -	46.090	35.186	1:21.276	72.66	5.132	10:48:22.483
3 -	45.582	33.960	1:19.542	74.24	3.398	10:49:42.025
4 -	44.202	34.304	1:18.506	75.22	2.362	10:51:00.531
5 -	45.247	32.678	1:17.925	75.78	1.781	10:52:18.456
6 -	44.253	32.614	1:16.867 (2)	76.82	0.723	10:53:35.323
7 -	44.638	32.467	1:17.105	76.59	0.961	10:54:52.428
8 -	44.772	32.193	1:16.965 (3)	76.73	0.821	10:56:09.393
9 -	44.024	32.120	1:16.144 (1)	77.55		10:57:25.537

P30 24 RMT Jamie CRAWFORD			Suzuki SV650 -			
IDEAL LAP TIME : 1:25.833		BEST LAP TIME : 1:25.833		DIFFERENCE : 0.000		
LAP	SECTOR 1	SECTOR 2	LAP TIME	MPH	DIFF	TIME OF DAY
1 -	50.586	37.114	1:27.700 (3)	67.33	1.867	10:49:12.174
2 -	51.737	36.367	1:28.104	67.03	2.271	10:50:40.278
3 -	50.613	36.091	1:26.704 (2)	68.11	0.871	10:52:06.982
4 -	50.107	35.726	1:25.833 (1)	68.80		10:53:32.815
5 -	51.389	IN PIT	1:44.607 P	56.45	18.774	10:55:17.422

BMCRC - MRO Championships 2022 - Rnd 2 @ Silverstone National

Thunderbike Sport & Rookie Minitwins

QUALIFYING - BEST SECTORS

SECTOR 1				SECTOR 2				IDEAL / BEST COMPARISON				
POS	NO	NAME	TIME	NO	NAME	TIME	POS	NO	NAME	IDEAL	BEST	DIFF
									PERFECT LAP	1:04.589		
1	28	SPENCER	37.548	624	FEDRICK	27.041	1	624	FEDRICK	1:04.723	1:04.768	0.045
2	25	DAY	37.621	25	DAY	27.422	2	28	SPENCER	1:05.008	1:05.348	0.340
3	624	FEDRICK	37.682	28	SPENCER	27.460	3	25	DAY	1:05.043	1:05.043	0.000
4	84	BRANCO	37.802	32	WILLIAMS	27.532	4	84	BRANCO	1:05.826	1:05.826	0.000
5	48	WALLIS	38.157	54	JAMISON	27.571	5	32	WILLIAMS	1:06.005	1:06.151	0.146
6	32	WILLIAMS	38.473	117	WRIGHT	27.773	6	48	WALLIS	1:06.012	1:06.012	0.000
7	43	WALKEY	38.703	48	WALLIS	27.855	7	43	WALKEY	1:06.806	1:06.806	0.000
8	58	LAWSON	38.753	84	BRANCO	28.024	8	54	JAMISON	1:06.874	1:10.962	4.088
9	81	MAY	38.775	43	WALKEY	28.103	9	117	WRIGHT	1:06.896	1:07.139	0.243
10	75	MAY	39.111	627	MONK	28.119	10	58	LAWSON	1:06.912	1:06.912	0.000
11	65	SOILLEUX	39.122	58	LAWSON	28.159	11	81	MAY	1:07.121	1:07.803	0.682
12	117	WRIGHT	39.123	81	MAY	28.346	12	75	MAY	1:07.594	1:07.844	0.250
13	54	JAMISON	39.303	33	BLACKFORD	28.456	13	65	SOILLEUX	1:07.961	1:07.961	0.000
14	139	MARLEY	39.385	75	MAY	28.483	14	33	BLACKFORD	1:08.245	1:08.245	0.000
15	33	BLACKFORD	39.789	99	PARKES	28.645	15	627	MONK	1:08.492	1:08.492	0.000
16	72	LAWSON	39.926	191	GRACE	28.776	16	99	PARKES	1:08.682	1:08.525	-0.157
17	49	CHAYTOR	40.007	78	FRAMPTON	28.838	17	139	MARLEY	1:08.854	1:08.892	0.038
18	99	PARKES	40.037	65	SOILLEUX	28.839	18	78	FRAMPTON	1:08.933	1:09.227	0.294
19	78	FRAMPTON	40.095	61	HOLMES	28.868	19	72	LAWSON	1:09.502	1:09.521	0.019
20	627	MONK	40.373	91	WEST	29.344	20	49	CHAYTOR	1:09.656	1:09.976	0.320
21	61	HOLMES	40.877	139	MARLEY	29.469	21	61	HOLMES	1:09.745	1:09.829	0.084
22	90	STRILLOZZI	40.922	72	LAWSON	29.576	22	191	GRACE	1:09.982	1:10.048	0.066
23	191	GRACE	41.206	49	CHAYTOR	29.649	23	91	WEST	1:10.629	1:10.914	0.285
24	91	WEST	41.285	90	STRILLOZZI	29.886	24	90	STRILLOZZI	1:10.808	1:11.071	0.263
25	45	QUINCE	41.998	52	BAYLEY	30.467	25	45	QUINCE	1:12.669	1:12.669	0.000
26	52	BAYLEY	42.249	45	QUINCE	30.671	26	52	BAYLEY	1:12.716	1:12.722	0.006
27	130	JONES	42.686	130	JONES	31.513	27	130	JONES	1:14.199	1:14.199	0.000
28	152	DOWNES	44.024	152	DOWNES	32.120	28	152	DOWNES	1:16.144	1:16.144	0.000
29	24	CRAWFORD	50.107	24	CRAWFORD	35.726	29	24	CRAWFORD	1:25.833	1:25.833	0.000
30							30	292	CALDWELL		1:06.030	

BMCRC - MRO Championships 2022 - Rnd 2 @ Silverstone National

Thunderbike Sport & Rookie Minitwins

QUALIFYING - STATISTICS

Competitors Started	30
Planned Start	2022-04-02 @ 10:42:00.000
Actual Start	2022-04-02 @ 10:45:04.401
Finish Time	2022-04-02 @ 10:56:52.108
Track Length	1.6404mi.
Total Laps	264
Total Distance Covered	433.0823mi.

Session Fastest Lap History

NO	CL	NAME	LAP TIME	TIME OF DAY	LAP	VEHICLE
54		Adam JAMISON	1:10.962	10:46:24.314	1	Yamaha R6
48		Shaun WALLIS	1:09.534	10:47:38.803	2	Yamaha R6
43		Colin WALKEY	1:08.394	10:47:44.936	2	Kawasaki ZX6R G2
25		Harrison DAY	1:06.790	10:47:46.501	2	Yamaha R6
28		David SPENCER	1:06.572	10:48:24.880	1	Suzuki GSXR 600
624		Matthew FEDRICK	1:06.203	10:49:14.730	3	Yamaha R6
28		David SPENCER	1:05.969	10:49:30.848	2	Suzuki GSXR 600
25		Harrison DAY	1:05.669	10:49:59.046	4	Yamaha R6
25		Harrison DAY	1:05.281	10:51:04.329	5	Yamaha R6
25		Harrison DAY	1:05.043	10:55:30.198	9	Yamaha R6
624		Matthew FEDRICK	1:04.768	10:56:58.321	10	Yamaha R6

Flag History

TYPE	TIME OF DAY
GREEN	10:45:04.401
FINISH	10:56:52.108

Flag Statistics

TYPE	COUNT	TOTAL LAPS	TOTAL TIME
Green	1	11	13:04.770
Red	0	0	0.000
Safety Car	0	0	0.000
FCY	0	0	0.000

BMCRC - MRO Championships 2022 - Rnd 2 @ Silverstone National

Thunderbike Sport & Rookie Minitwins

QUALIFYING - STATISTICS

CLASS :

13 Starters

Fastest Lap History

NO	NAME	LAP TIME	TIME OF DAY	LAP	VEHICLE
54	Adam JAMISON	1:10.962	10:46:24.314	1	Yamaha R6
48	Shaun WALLIS	1:09.534	10:47:38.803	2	Yamaha R6
43	Colin WALKEY	1:08.394	10:47:44.936	2	Kawasaki ZX6R G2
25	Harrison DAY	1:06.790	10:47:46.501	2	Yamaha R6
28	David SPENCER	1:06.572	10:48:24.880	1	Suzuki GSXR 600
624	Matthew FEDRICK	1:06.203	10:49:14.730	3	Yamaha R6
28	David SPENCER	1:05.969	10:49:30.848	2	Suzuki GSXR 600
25	Harrison DAY	1:05.669	10:49:59.046	4	Yamaha R6
25	Harrison DAY	1:05.281	10:51:04.329	5	Yamaha R6
25	Harrison DAY	1:05.043	10:55:30.198	9	Yamaha R6
624	Matthew FEDRICK	1:04.768	10:56:58.321	10	Yamaha R6

BMCRC - MRO Championships 2022 - Rnd 2 @ Silverstone National

Thunderbike Sport & Rookie Minitwins

QUALIFYING - STATISTICS

CLASS : R

4 Starters

Fastest Lap History

NO	NAME	LAP TIME	TIME OF DAY	LAP	VEHICLE
90	Marco STRILLOZZI	1:24.370	10:46:45.919	1	Yamaha R6
72	Luke LAWSON	1:18.695	10:46:47.719	1	Yamaha R6
90	Marco STRILLOZZI	1:14.761	10:48:00.680	2	Yamaha R6
72	Luke LAWSON	1:13.047	10:48:00.768	2	Yamaha R6
32	Jack WILLIAMS	1:10.003	10:48:03.243	2	Honda CBR600
292	Tommi CALDWELL	1:08.799	10:48:29.688	1	Yamaha YZF-R6
32	Jack WILLIAMS	1:07.949	10:49:11.192	3	Honda CBR600
292	Tommi CALDWELL	1:07.346	10:49:37.034	2	Yamaha YZF-R6
292	Tommi CALDWELL	1:06.682	10:50:43.716	3	Yamaha YZF-R6
292	Tommi CALDWELL	1:06.661	10:51:50.377	4	Yamaha YZF-R6
32	Jack WILLIAMS	1:06.587	10:52:33.717	6	Honda CBR600
32	Jack WILLIAMS	1:06.512	10:53:40.230	7	Honda CBR600
292	Tommi CALDWELL	1:06.227	10:54:03.869	6	Yamaha YZF-R6
32	Jack WILLIAMS	1:06.151	10:55:52.659	9	Honda CBR600
292	Tommi CALDWELL	1:06.030	10:57:36.477	9	Yamaha YZF-R6

BMCRC - MRO Championships 2022 - Rnd 2 @ Silverstone National

Thunderbike Sport & Rookie Minitwins

QUALIFYING - STATISTICS

CLASS : RMT

13 Starters

Fastest Lap History

NO	NAME	LAP TIME	TIME OF DAY	LAP	VEHICLE
117	Brandon WRIGHT	1:16.804	10:46:33.673	1	Suzuki SV650
627	Aaron MONK	1:16.595	10:46:34.080	1	Suzuki SV650
117	Brandon WRIGHT	1:10.070	10:47:43.745	2	Suzuki SV650
627	Aaron MONK	1:09.885	10:47:43.964	2	Suzuki SV650
117	Brandon WRIGHT	1:08.277	10:48:52.021	3	Suzuki SV650
117	Brandon WRIGHT	1:07.596	10:49:59.620	4	Suzuki SV650
117	Brandon WRIGHT	1:07.181	10:54:30.968	8	Suzuki SV650
117	Brandon WRIGHT	1:07.139	10:56:45.761	10	Suzuki SV650

BMCRC - MRO Championships 2022 - Rnd 2 @ Silverstone National

Thunderbike Sport & Rookie Minitwins

RACE 7 - GRID (8 Laps)

ROW 11	33		32	69 Tony RUSSO	31	62 James KING
ROW 10	30	1:25.833 24 Jamie CRAWFORD	29	1:16.144 152 Samuel DOWNES	28	1:14.199 130 Vince JONES
ROW 9	27	1:12.722 52 Stephen BAYLEY	26	1:12.669 45 Terence QUINCE	25	1:11.071 90 Marco STRILLOZZI
ROW 8	24	1:10.962 54 Adam JAMISON	23	1:10.914 91 Ben WEST	22	1:10.048 191 Justin GRACE
ROW 7	21	1:09.976 49 Oli CHAYTOR	20	1:09.829 61 Nick HOLMES	19	1:09.521 72 Luke LAWSON
ROW 6	18	1:09.227 78 Tim FRAMPTON	17	1:08.892 139 Rob MARLEY	16	1:08.525 99 Roger PARKES
ROW 5	15	1:08.492 627 Aaron MONK	14	1:08.245 33 Luke BLACKFORD	13	1:07.961 65 Ian SOILLEUX
ROW 4	12	1:07.844 75 Stewart MAY	11	1:07.803 81 Malvern MAY	10	1:07.139 117 Brandon WRIGHT
ROW 3	9	1:06.912 58 Mark LAWSON	8	1:06.806 43 Colin WALKEY	7	1:06.151 32 Jack WILLIAMS
ROW 2	6	1:06.030 292 Tommi CALDWELL	5	1:06.012 48 Shaun WALLIS	4	1:05.826 84 Ricardo BRANCO
ROW 1	3	1:05.348 28 David SPENCER	2	1:05.043 25 Harrison DAY	1	1:04.768 624 Matthew FEDRICK
Pole						

Silverstone National: 1.6404 miles

These results are provisional until the conclusion of any judicial and technical matters.

Clerk Of Course :	Stewards :	Timekeeper : Craig Smith
-------------------	------------	--------------------------

Results can be found at www.tsl-timing.com

Printed - 10:59 Saturday, 02 April 2022



BMCRC - MRO Championships 2022 - Rnd 2 @ Silverstone National



Thunderbike Sport & Rookie Minitwins

RACE 7 - CLASSIFICATION

POS	NO	CL	PIC NAME	ENTRY	LAPS	TIME	GAP	DIFF	MPH	BEST	ON
1	292	R	1 Tommi CALDWELL	Yamaha YZF-R6 - DART Motorsport	6	6:51.092			86.19	1:06.491	6
2	624		1 Matthew FEDRICK	Yamaha R6 - Matthew Fedrick farriers ltd/ Palmer R	6	6:51.309	0.217	0.217	86.14	1:05.708	6
3	54		2 Adam JAMISON	Yamaha R6 - Team AJR	6	6:51.731	0.639	0.422	86.06	1:07.125	6
4	28		3 David SPENCER	Suzuki GSXR 600 -	6	6:51.763	0.671	0.032	86.05	1:06.101	6
5	84		4 Ricardo BRANCO	Yamaha R6 - IMP Racing	6	6:59.106	8.014	7.343	84.54	1:08.326	5
6	25		5 Harrison DAY	Yamaha R6 -	6	7:00.157	9.065	1.051	84.33	1:08.635	4
7	58		6 Mark LAWSON	Honda CBR - Crawfords metal detectors	6	7:04.331	13.239	4.174	83.50	1:09.346	6
8	69		7 Tony RUSSO	Yamaha R6 - Wymark Lubricants	6	7:05.301	14.209	0.970	83.31	1:07.674	6
9	117	RMT	1 Brandon WRIGHT	Suzuki SV650 - OneEliquids.com	6	7:06.961	15.869	1.660	82.99	1:09.380	6
10	78	RMT	2 Tim FRAMPTON	Suzuki SV650 - K66	6	7:08.078	16.986	1.117	82.77	1:09.851	6
11	99	RMT	3 Roger PARKES	Suzuki SV650 - Simply Owners Ltd	6	7:17.322	26.230	9.244	81.02	1:10.090	6
12	91	RMT	4 Ben WEST	Suzuki SV650 - RV2 power	6	7:17.758	26.666	0.436	80.94	1:09.965	6
13	61	RMT	5 Nick HOLMES	Suzuki SV650 -	6	7:17.977	26.885	0.219	80.90	1:10.359	6
14	627	RMT	6 Aaron MONK	Suzuki SV650 - flyaspitfire.co.uk	6	7:21.379	30.287	3.402	80.28	1:10.284	6
15	191	RMT	7 Justin GRACE	Suzuki SV650 - G-Race Motorsports	6	7:28.596	37.504	7.217	78.98	1:12.407	3
16	43		8 Colin WALKEY	Kawasaki ZX6R G2 - ELP Racing	6	7:30.179	39.087	1.583	78.71	1:11.023	6
17	45	RMT	8 Terence QUINCE	Suzuki SV650 - MotoQuincini / CHQ Racing	6	7:31.054	39.962	0.875	78.55	1:13.293	6
18	152	RMT	9 Samuel DOWNES	Suzuki SV650 -	6	7:42.767	51.675	11.713	76.56	1:14.297	5

NOT CLASSIFIED

DNF	130	RMT	Vince JONES	Suzuki SV650 - Centurion Electrical	3	4:15.783	3 Laps	3 Laps	69.26	1:22.066	3
DNF	81		Malvern MAY	Honda CBR600RR - IMP racing	0						

FASTEST LAP

624			Matthew FEDRICK	Yamaha R6 - Matthew Fedrick farriers ltd/ Palmer R	6	1:05.708		89.87 mph	144.64 kph
292	R		Tommi CALDWELL	Yamaha YZF-R6 - DART Motorsport	6	1:06.491		88.81 mph	142.93 kph
117	RMT		Brandon WRIGHT	Suzuki SV650 - OneEliquids.com	6	1:09.380		85.12 mph	136.98 kph

Class R - 92.5% of Race Speed = 79.72 mph

Class - 92.5% of Race Speed = 79.67 mph

Class RMT - 92.5% of Race Speed = 76.76 mph

Weather / Track : Cloudy / Wet

These results are provisional until the conclusion of any judicial and technical matters.

Race Distance: 6 Laps / 9.84 miles

Silverstone National: 1.6404 miles

Date: 02/04/2022 Start: 15:01 Finish: 15:08

Clerk Of Course :

Stewards :

Timekeeper : Craig Smith

Results can be found at www.tsl-timing.com

Printed - 15:13 Saturday, 02 April 2022



BMCRC - MRO Championships 2022 - Rnd 2 @ Silverstone National

Thunderbike Sport & Rookie Minitwins

RACE 7 - LAP CHART

LAP 1 @ 15:03:02.801			130 46.837 1:22.066		
NO	BEHIND	LAP TIME	LAP 4 @ 15:06:27.174		
624		1:12.086	NO	BEHIND	LAP TIME
54	0.109	1:12.195	54		1:07.513
25	0.332	1:12.418	292	1.538	1:07.476
84	0.708	1:12.794	624	1.957	1:08.105
292	1.028	1:13.114	28	2.004	1:06.425
28	2.162	1:14.248	25	4.464	1:08.635
58	2.355	1:14.441	84	5.536	1:08.547
117	3.782	1:15.868	58	8.234	1:10.277
78	4.030	1:16.116	117	10.458	1:09.410
99	6.086	1:18.172	78	11.534	1:09.999
61	6.469	1:18.555	69	12.186	1:09.320
91	6.600	1:18.686	91	19.401	1:12.514
69	6.847	1:18.933	99	19.544	1:10.976
191	7.259	1:19.345	61	19.860	1:11.326
45	8.142	1:20.228	191	21.915	1:12.723
627	9.540	1:21.626	627	23.029	1:11.376
152	10.691	1:22.777	45	26.424	1:13.764
43	13.566	1:25.652	43	29.934	1:12.068
130	16.731	1:28.817	152	37.303	1:14.803

LAP 2 @ 15:04:11.259			LAP 5 @ 15:07:35.315		
NO	BEHIND	LAP TIME	NO	BEHIND	LAP TIME
54		1:08.349	292		1:06.603
624	1.091	1:09.549	54	0.005	1:08.147
25	2.091	1:10.217	624	1.000	1:07.185
292	2.190	1:09.620	28	1.061	1:07.199
84	3.432	1:11.182	25	5.470	1:09.148
28	3.607	1:09.903	84	5.720	1:08.326
58	3.834	1:09.937	58	10.384	1:10.292
117	6.313	1:10.989	117	12.980	1:10.664
78	6.689	1:11.117	69	13.026	1:08.982
69	9.308	1:10.919	78	13.626	1:10.234
91	10.613	1:12.471	99	22.631	1:11.229
99	11.704	1:14.076	61	23.017	1:11.299
191	12.700	1:13.899	91	23.192	1:11.933
61	12.829	1:14.818	627	26.494	1:11.607
45	14.600	1:14.916	191	28.566	1:14.793
627	14.755	1:13.673	45	33.160	1:14.878
43	20.739	1:15.631	43	34.555	1:12.763
152	21.413	1:19.180	152	43.458	1:14.297
130	33.173	1:24.900			

LAP 3 @ 15:05:19.661			LAP 6 @ 15:08:41.807		
NO	BEHIND	LAP TIME	NO	BEHIND	LAP TIME
54		1:08.402	292		1:06.491
624	1.365	1:08.676	624	0.217	1:05.708
292	1.575	1:07.787	54	0.639	1:07.125
28	3.092	1:07.887	28	0.671	1:06.101
25	3.342	1:09.653	84	8.014	1:08.785
84	4.502	1:09.472	25	9.065	1:10.086
58	5.470	1:10.038	58	13.239	1:09.346
117	8.561	1:10.650	69	14.209	1:07.674
78	9.048	1:10.761	117	15.869	1:09.380
69	10.379	1:09.473	78	16.986	1:09.851
91	14.400	1:12.189	99	26.230	1:10.090
61	16.047	1:11.620	91	26.666	1:09.965
99	16.081	1:12.779	61	26.885	1:10.359
191	16.705	1:12.407	627	30.287	1:10.284
627	19.166	1:12.813	191	37.504	1:15.429
45	20.173	1:13.975	43	39.087	1:11.023
43	25.379	1:13.042	45	39.962	1:13.293
152	30.013	1:17.002	152	51.675	1:14.708

Weather / Track : Cloudy / Wet

Results can be found at www.tsl-timing.com

Silverstone National: 1.6404 miles
Date: 02/04/2022 Start: 15:01 Finish: 15:08

Printed - 15:13 Saturday, 02 April 2022

BMCRC - MRO Championships 2022 - Rnd 2 @ Silverstone National

Thunderbike Sport & Rookie Minitwins

RACE 7 - SECTOR ANALYSIS



SECTOR 1 = FL to I1, SECTOR 2 = I1 to FL, DIFF = Difference To Personal Best Lap, P = Crossed Finish Line in Pit Lane, D = Time Disallowed

P1 292 R		Tommi CALDWELL		Yamaha YZF-R6 - DART Motorsport		
IDEAL LAP TIME :		BEST LAP TIME : 1:06.491		DIFFERENCE :		
LAP	SECTOR 1	SECTOR 2	LAP TIME	MPH	DIFF	TIME OF DAY
1 -			1:13.114	80.77	6.622	15:03:03.829
2 -			1:09.620	84.82	3.128	15:04:13.449
3 -			1:07.787	87.12	1.295	15:05:21.236
4 -			1:07.476 (3)	87.52	0.984	15:06:28.712
5 -			1:06.603 (2)	88.66	0.111	15:07:35.315
6 -			1:06.491 (1)	88.81		15:08:41.807

P2 624		Matthew FEDRICK		Yamaha R6 - Matthew Fedrick farriers ltd/ Palmer Race Skool		
IDEAL LAP TIME : 1:05.708		BEST LAP TIME : 1:05.708		DIFFERENCE : 0.000		
LAP	SECTOR 1	SECTOR 2	LAP TIME	MPH	DIFF	TIME OF DAY
1 -		30.517	1:12.086	81.92	6.378	15:03:02.801
2 -	40.345	29.204	1:09.549	84.91	3.841	15:04:12.350
3 -	39.559	29.117	1:08.676	85.99	2.968	15:05:21.026
4 -	39.387	28.718	1:08.105 (3)	86.71	2.397	15:06:29.131
5 -	38.870	28.315	1:07.185 (2)	87.90	1.477	15:07:36.316
6 -	38.351	27.357	1:05.708 (1)	89.87		15:08:42.024

P3 54		Adam JAMISON		Yamaha R6 - Team AJR		
IDEAL LAP TIME : 1:07.125		BEST LAP TIME : 1:07.125		DIFFERENCE : 0.000		
LAP	SECTOR 1	SECTOR 2	LAP TIME	MPH	DIFF	TIME OF DAY
1 -		28.983	1:12.195	81.80	5.070	15:03:02.910
2 -	39.377	28.972	1:08.349	86.40	1.224	15:04:11.259
3 -	39.761	28.641	1:08.402	86.33	1.277	15:05:19.661
4 -	39.356	28.157	1:07.513 (2)	87.47	0.388	15:06:27.174
5 -	39.908	28.239	1:08.147 (3)	86.66	1.022	15:07:35.321
6 -	39.233	27.892	1:07.125 (1)	87.98		15:08:42.446

P4 28		David SPENCER		Suzuki GSXR 600 -		
IDEAL LAP TIME : 1:06.092		BEST LAP TIME : 1:06.101		DIFFERENCE : 0.009		
LAP	SECTOR 1	SECTOR 2	LAP TIME	MPH	DIFF	TIME OF DAY
1 -		31.090	1:14.248	79.53	8.147	15:03:04.963
2 -	40.167	29.736	1:09.903	84.48	3.802	15:04:14.866
3 -	39.301	28.586	1:07.887	86.99	1.786	15:05:22.753
4 -	38.643	27.782	1:06.425 (2)	88.90	0.324	15:06:29.178
5 -	38.928	28.271	1:07.199 (3)	87.88	1.098	15:07:36.377
6 -	38.310	27.791	1:06.101 (1)	89.34		15:08:42.478

P5 84		Ricardo BRANCO		Yamaha R6 - IMP Racing		
IDEAL LAP TIME : 1:08.326		BEST LAP TIME : 1:08.326		DIFFERENCE : 0.000		
LAP	SECTOR 1	SECTOR 2	LAP TIME	MPH	DIFF	TIME OF DAY
1 -		30.453	1:12.794	81.12	4.468	15:03:03.509
2 -	41.179	30.003	1:11.182	82.96	2.856	15:04:14.691
3 -	40.211	29.261	1:09.472	85.00	1.146	15:05:24.163
4 -	39.663	28.884	1:08.547 (2)	86.15	0.221	15:06:32.710
5 -	39.543	28.783	1:08.326 (1)	86.43		15:07:41.036
6 -	39.787	28.998	1:08.785 (3)	85.85	0.459	15:08:49.821

P6 25		Harrison DAY		Yamaha R6 -		
IDEAL LAP TIME : 1:08.635		BEST LAP TIME : 1:08.635		DIFFERENCE : 0.000		
LAP	SECTOR 1	SECTOR 2	LAP TIME	MPH	DIFF	TIME OF DAY
1 -		30.480	1:12.418	81.54	3.783	15:03:03.133
2 -	40.427	29.790	1:10.217	84.10	1.582	15:04:13.350
3 -	40.041	29.612	1:09.653 (3)	84.78	1.018	15:05:23.003
4 -	39.356	29.279	1:08.635 (1)	86.04		15:06:31.638
5 -	39.670	29.478	1:09.148 (2)	85.40	0.513	15:07:40.786
6 -	40.450	29.636	1:10.086	84.26	1.451	15:08:50.872

BMCRC - MRO Championships 2022 - Rnd 2 @ Silverstone National

Thunderbike Sport & Rookie Minitwins

RACE 7 - SECTOR ANALYSIS



SECTOR 1 = FL to I1, SECTOR 2 = I1 to FL, DIFF = Difference To Personal Best Lap, P = Crossed Finish Line in Pit Lane, D = Time Disallowed

P7 58		Mark LAWSON		Honda CBR - Crawfords metal detectors		
IDEAL LAP TIME : 1:09.346		BEST LAP TIME : 1:09.346		DIFFERENCE : 0.000		
LAP	SECTOR 1	SECTOR 2	LAP TIME	MPH	DIFF	TIME OF DAY
1 -		31.169	1:14.441	79.33	5.095	15:03:05.156
2 -	40.628	29.309	1:09.937 (2)	84.44	0.591	15:04:15.093
3 -	40.570	29.468	1:10.038 (3)	84.32	0.692	15:05:25.131
4 -	40.502	29.775	1:10.277	84.03	0.931	15:06:35.408
5 -	40.882	29.410	1:10.292	84.01	0.946	15:07:45.700
6 -	40.213	29.133	1:09.346 (1)	85.16		15:08:55.046

P8 69		Tony RUSSO		Yamaha R6 - Wymark Lubricants		
IDEAL LAP TIME : 1:07.674		BEST LAP TIME : 1:07.674		DIFFERENCE : 0.000		
LAP	SECTOR 1	SECTOR 2	LAP TIME	MPH	DIFF	TIME OF DAY
1 -		32.480	1:18.933	74.81	11.259	15:03:09.648
2 -	40.875	30.044	1:10.919	83.27	3.245	15:04:20.567
3 -	40.040	29.433	1:09.473	85.00	1.799	15:05:30.040
4 -	39.868	29.452	1:09.320 (3)	85.19	1.646	15:06:39.360
5 -	39.793	29.189	1:08.982 (2)	85.61	1.308	15:07:48.342
6 -	38.910	28.764	1:07.674 (1)	87.26		15:08:56.016

P9 117 RMT		Brandon WRIGHT		Suzuki SV650 - OneEliquids.com		
IDEAL LAP TIME : 1:09.015		BEST LAP TIME : 1:09.380		DIFFERENCE : 0.365		
LAP	SECTOR 1	SECTOR 2	LAP TIME	MPH	DIFF	TIME OF DAY
1 -		31.158	1:15.868	77.84	6.488	15:03:06.583
2 -	41.989	29.000	1:10.989	83.19	1.609	15:04:17.572
3 -	41.193	29.457	1:10.650 (3)	83.59	1.270	15:05:28.222
4 -	40.596	28.814	1:09.410 (2)	85.08	0.030	15:06:37.632
5 -	41.133	29.531	1:10.664	83.57	1.284	15:07:48.296
6 -	40.961	28.419	1:09.380 (1)	85.12		15:08:57.676

P10 78 RMT		Tim FRAMPTON		Suzuki SV650 - K66		
IDEAL LAP TIME : 1:09.699		BEST LAP TIME : 1:09.851		DIFFERENCE : 0.152		
LAP	SECTOR 1	SECTOR 2	LAP TIME	MPH	DIFF	TIME OF DAY
1 -		30.580	1:16.116	77.58	6.265	15:03:06.831
2 -	41.702	29.415	1:11.117	83.04	1.266	15:04:17.948
3 -	41.354	29.407	1:10.761	83.45	0.910	15:05:28.709
4 -	40.876	29.123	1:09.999 (2)	84.36	0.148	15:06:38.708
5 -	40.924	29.310	1:10.234 (3)	84.08	0.383	15:07:48.942
6 -	41.028	28.823	1:09.851 (1)	84.54		15:08:58.793

P11 99 RMT		Roger PARKES		Suzuki SV650 - Simply Owners Ltd		
IDEAL LAP TIME : 1:10.090		BEST LAP TIME : 1:10.090		DIFFERENCE : 0.000		
LAP	SECTOR 1	SECTOR 2	LAP TIME	MPH	DIFF	TIME OF DAY
1 -		32.465	1:18.172	75.54	8.082	15:03:08.887
2 -	42.261	31.815	1:14.076	79.72	3.986	15:04:22.963
3 -	41.584	31.195	1:12.779	81.14	2.689	15:05:35.742
4 -			1:10.976 (2)	83.20	0.886	15:06:46.718
5 -	41.425	29.804	1:11.229 (3)	82.91	1.139	15:07:57.947
6 -	40.693	29.397	1:10.090 (1)	84.25		15:09:08.037

P12 91 RMT		Ben WEST		Suzuki SV650 - RV2 power		
IDEAL LAP TIME : 1:09.965		BEST LAP TIME : 1:09.965		DIFFERENCE : 0.000		
LAP	SECTOR 1	SECTOR 2	LAP TIME	MPH	DIFF	TIME OF DAY
1 -		31.493	1:18.686	75.05	8.721	15:03:09.401
2 -	42.364	30.107	1:12.471	81.49	2.506	15:04:21.872
3 -	42.068	30.121	1:12.189 (3)	81.80	2.224	15:05:34.061
4 -	42.437	30.077	1:12.514	81.44	2.549	15:06:46.575
5 -	42.288	29.645	1:11.933 (2)	82.09	1.968	15:07:58.508
6 -	41.142	28.823	1:09.965 (1)	84.40		15:09:08.473

BMCRC - MRO Championships 2022 - Rnd 2 @ Silverstone National

Thunderbike Sport & Rookie Minitwins

RACE 7 - SECTOR ANALYSIS



SECTOR 1 = FL to I1, SECTOR 2 = I1 to FL, DIFF = Difference To Personal Best Lap, P = Crossed Finish Line in Pit Lane, D = Time Disallowed

P13 61 RMT		Nick HOLMES		Suzuki SV650 -		
IDEAL LAP TIME : 1:10.359		BEST LAP TIME : 1:10.359		DIFFERENCE : 0.000		
LAP	SECTOR 1	SECTOR 2	LAP TIME	MPH	DIFF	TIME OF DAY
1 -		31.845	1:18.555	75.17	8.196	15:03:09.270
2 -	42.937	31.881	1:14.818	78.93	4.459	15:04:24.088
3 -	42.079	29.541	1:11.620	82.45	1.261	15:05:35.708
4 -	41.604	29.722	1:11.326 (3)	82.79	0.967	15:06:47.034
5 -	42.149	29.150	1:11.299 (2)	82.82	0.940	15:07:58.333
6 -	41.457	28.902	1:10.359 (1)	83.93		15:09:08.692

P14 627 RMT		Aaron MONK		Suzuki SV650 - flyaspitfire.co.uk		
IDEAL LAP TIME : 1:10.284		BEST LAP TIME : 1:10.284		DIFFERENCE : 0.000		
LAP	SECTOR 1	SECTOR 2	LAP TIME	MPH	DIFF	TIME OF DAY
1 -		31.811	1:21.626	72.34	11.342	15:03:12.341
2 -	42.878	30.795	1:13.673	80.16	3.389	15:04:26.014
3 -	43.035	29.778	1:12.813	81.10	2.529	15:05:38.827
4 -	41.651	29.725	1:11.376 (2)	82.74	1.092	15:06:50.203
5 -	41.690	29.917	1:11.607 (3)	82.47	1.323	15:08:01.810
6 -	40.980	29.304	1:10.284 (1)	84.02		15:09:12.094

P15 191 RMT		Justin GRACE		Suzuki SV650 - G-Race Motorsports		
IDEAL LAP TIME : 1:11.132		BEST LAP TIME : 1:12.407		DIFFERENCE : 1.275		
LAP	SECTOR 1	SECTOR 2	LAP TIME	MPH	DIFF	TIME OF DAY
1 -		32.771	1:19.345	74.42	6.938	15:03:10.060
2 -	43.514	30.385	1:13.899 (3)	79.91	1.492	15:04:23.959
3 -	42.806	29.601	1:12.407 (1)	81.56		15:05:36.366
4 -	41.531	31.192	1:12.723 (2)	81.20	0.316	15:06:49.089
5 -	44.033	30.760	1:14.793	78.96	2.386	15:08:03.882
6 -	44.468	30.961	1:15.429	78.29	3.022	15:09:19.311

P16 43		Colin WALKEY		Kawasaki ZX6R G2 - ELP Racing		
IDEAL LAP TIME : 1:11.023		BEST LAP TIME : 1:11.023		DIFFERENCE : 0.000		
LAP	SECTOR 1	SECTOR 2	LAP TIME	MPH	DIFF	TIME OF DAY
1 -		35.197	1:25.652	68.94	14.629	15:03:16.367
2 -	43.017	32.614	1:15.631	78.08	4.608	15:04:31.998
3 -	41.286	31.756	1:13.042	80.85	2.019	15:05:45.040
4 -	41.158	30.910	1:12.068 (2)	81.94	1.045	15:06:57.108
5 -	41.691	31.072	1:12.763 (3)	81.16	1.740	15:08:09.871
6 -	41.032	29.991	1:11.023 (1)	83.15		15:09:20.894

P17 45 RMT		Terence QUINCE		Suzuki SV650 - MotoQuincini / CHQ Racing		
IDEAL LAP TIME : 1:13.293		BEST LAP TIME : 1:13.293		DIFFERENCE : 0.000		
LAP	SECTOR 1	SECTOR 2	LAP TIME	MPH	DIFF	TIME OF DAY
1 -		32.127	1:20.228	73.61	6.935	15:03:10.943
2 -	43.728	31.188	1:14.916	78.83	1.623	15:04:25.859
3 -	42.971	31.004	1:13.975 (3)	79.83	0.682	15:05:39.834
4 -	42.712	31.052	1:13.764 (2)	80.06	0.471	15:06:53.598
5 -	43.664	31.214	1:14.878	78.87	1.585	15:08:08.476
6 -	42.357	30.936	1:13.293 (1)	80.57		15:09:21.769

P18 152 RMT		Samuel DOWNES		Suzuki SV650 -		
IDEAL LAP TIME : 1:14.297		BEST LAP TIME : 1:14.297		DIFFERENCE : 0.000		
LAP	SECTOR 1	SECTOR 2	LAP TIME	MPH	DIFF	TIME OF DAY
1 -		33.499	1:22.777	71.34	8.480	15:03:13.492
2 -	44.851	34.329	1:19.180	74.58	4.883	15:04:32.672
3 -	44.764	32.238	1:17.002	76.69	2.705	15:05:49.674
4 -	43.235	31.568	1:14.803 (3)	78.94	0.506	15:07:04.477
5 -	43.139	31.158	1:14.297 (1)	79.48		15:08:18.774
6 -	43.531	31.177	1:14.708 (2)	79.05	0.411	15:09:33.482

BMCRC - MRO Championships 2022 - Rnd 2 @ Silverstone National

Thunderbike Sport & Rookie Minitwins

RACE 7 - SECTOR ANALYSIS



SECTOR 1 = FL to I1, SECTOR 2 = I1 to FL, DIFF = Difference To Personal Best Lap, P = Crossed Finish Line in Pit Lane, D = Time Disallowed

P19		130 RMT	Vince JONES	Suzuki SV650 - Centurion Electrical		
IDEAL LAP TIME : 1:22.066		BEST LAP TIME : 1:22.066		DIFFERENCE : 0.000		
LAP	SECTOR 1	SECTOR 2	LAP TIME	MPH	DIFF	TIME OF DAY
1 -		36.952	1:28.817	66.49	6.751	15:03:19.532
2 -	48.207	36.693	1:24.900 (2)	69.56	2.834	15:04:44.432
3 -	46.719	35.347	1:22.066 (1)	71.96		15:06:06.498

BMCRC - MRO Championships 2022 - Rnd 2 @ Silverstone National

Thunderbike Sport & Rookie Minitwins

RACE 7 - BEST SECTORS

SECTOR 1			SECTOR 2			IDEAL / BEST COMPARISON						
POS	NO	NAME	TIME	NO	NAME	TIME	POS	NO	NAME	IDEAL	BEST	DIFF
									PERFECT LAP	1:05.667		
1	28	SPENCER	38.310	624	FEDRICK	27.357	1	624	FEDRICK	1:05.708	1:05.708	0.000
2	624	FEDRICK	38.351	28	SPENCER	27.782	2	28	SPENCER	1:06.092	1:06.101	0.009
3	69	RUSSO	38.910	54	JAMISON	27.892	3	54	JAMISON	1:07.125	1:07.125	0.000
4	54	JAMISON	39.233	117	WRIGHT	28.419	4	69	RUSSO	1:07.674	1:07.674	0.000
5	25	DAY	39.356	69	RUSSO	28.764	5	84	BRANCO	1:08.326	1:08.326	0.000
6	84	BRANCO	39.543	84	BRANCO	28.783	6	25	DAY	1:08.635	1:08.635	0.000
7	58	LAWSON	40.213	78	FRAMPTON	28.823	7	117	WRIGHT	1:09.015	1:09.380	0.365
8	117	WRIGHT	40.596	91	WEST	28.823	8	58	LAWSON	1:09.346	1:09.346	0.000
9	99	PARKES	40.693	61	HOLMES	28.902	9	78	FRAMPTON	1:09.699	1:09.851	0.152
10	78	FRAMPTON	40.876	58	LAWSON	29.133	10	91	WEST	1:09.965	1:09.965	0.000
11	627	MONK	40.980	25	DAY	29.279	11	99	PARKES	1:10.090	1:10.090	0.000
12	43	WALKEY	41.032	627	MONK	29.304	12	627	MONK	1:10.284	1:10.284	0.000
13	91	WEST	41.142	99	PARKES	29.397	13	61	HOLMES	1:10.359	1:10.359	0.000
14	61	HOLMES	41.457	191	GRACE	29.601	14	43	WALKEY	1:11.023	1:11.023	0.000
15	191	GRACE	41.531	43	WALKEY	29.991	15	191	GRACE	1:11.132	1:12.407	1.275
16	45	QUINCE	42.357	45	QUINCE	30.936	16	45	QUINCE	1:13.293	1:13.293	0.000
17	152	DOWNES	43.139	152	DOWNES	31.158	17	152	DOWNES	1:14.297	1:14.297	0.000
18	130	JONES	46.719	130	JONES	35.347	18	130	JONES	1:22.066	1:22.066	0.000
19							19	292	CALDWELL		1:06.491	
20												

BMCRC - MRO Championships 2022 - Rnd 2 @ Silverstone National

Thunderbike Sport & Rookie Minitwins

RACE 7 - STATISTICS

Competitors Started	20
Planned Start	2022-04-02 @ 14:12:00.000
Actual Start	2022-04-02 @ 15:01:50.714
Finish Time	2022-04-02 @ 15:08:41.806
Track Length	1.6404mi.
Total Laps	111
Total Distance Covered	182.0914mi.

Session Fastest Lap History

NO	CL	NAME	LAP TIME	TIME OF DAY	LAP	VEHICLE
54		Adam JAMISON	1:08.349	15:04:11.254	2	Yamaha R6
292	R	Tommi CALDWELL	1:07.787	15:05:21.236	3	Yamaha YZF-R6
54		Adam JAMISON	1:07.513	15:06:27.170	4	Yamaha R6
292	R	Tommi CALDWELL	1:07.476	15:06:28.712	4	Yamaha YZF-R6
28		David SPENCER	1:06.425	15:06:29.178	4	Suzuki GSXR 600
624		Matthew FEDRICK	1:05.708	15:08:42.029	6	Yamaha R6

Session Leader History

NO	CL	NAME	FROM LAP	LAPS LED	DISTANCE	VEHICLE
624		Matthew FEDRICK	1	1	1.64 miles	Yamaha R6
54		Adam JAMISON	2	3	4.92 miles	Yamaha R6
292	R	Tommi CALDWELL	5	2	3.28 miles	Yamaha YZF-R6

Flag History

TYPE	TIME OF DAY
GREEN	15:01:50.714
FINISH	15:08:41.806

Flag Statistics

TYPE	COUNT	TOTAL LAPS	TOTAL TIME
Green	1	6	7:58.234
Red	0	0	0.000
Safety Car	0	0	0.000
FCY	0	0	0.000

BMCRC - MRO Championships 2022 - Rnd 2 @ Silverstone National

Thunderbike Sport & Rookie Minitwins

RACE 7 - STATISTICS

CLASS :

9 Starters

Fastest Lap History

NO	NAME	LAP TIME	TIME OF DAY	LAP	VEHICLE
54	Adam JAMISON	1:08.349	15:04:11.254	2	Yamaha R6
28	David SPENCER	1:07.887	15:05:22.744	3	Suzuki GSXR 600
54	Adam JAMISON	1:07.513	15:06:27.170	4	Yamaha R6
28	David SPENCER	1:06.425	15:06:29.178	4	Suzuki GSXR 600
624	Matthew FEDRICK	1:05.708	15:08:42.029	6	Yamaha R6

Leader History

NO	NAME	FROM LAP	LAPS LED	DISTANCE	VEHICLE
624	Matthew FEDRICK	1	1	1.64 miles	Yamaha R6
54	Adam JAMISON	2	4	6.56 miles	Yamaha R6
624	Matthew FEDRICK	6	1	1.64 miles	Yamaha R6

BMCRC - MRO Championships 2022 - Rnd 2 @ Silverstone National

Thunderbike Sport & Rookie Minitwins

RACE 7 - STATISTICS

CLASS : R

1 Starters

Fastest Lap History

NO	NAME	LAP TIME	TIME OF DAY	LAP	VEHICLE
292	Tommi CALDWELL	1:09.620	15:04:13.449	2	Yamaha YZF-R6
292	Tommi CALDWELL	1:07.787	15:05:21.236	3	Yamaha YZF-R6
292	Tommi CALDWELL	1:07.476	15:06:28.712	4	Yamaha YZF-R6
292	Tommi CALDWELL	1:06.603	15:07:35.315	5	Yamaha YZF-R6
292	Tommi CALDWELL	1:06.491	15:08:41.807	6	Yamaha YZF-R6

Leader History

NO	NAME	FROM LAP	LAPS LED	DISTANCE	VEHICLE
292	Tommi CALDWELL	1	6	9.84 miles	Yamaha YZF-R6

BMCRC - MRO Championships 2022 - Rnd 2 @ Silverstone National

Thunderbike Sport & Rookie Minitwins

RACE 7 - STATISTICS

CLASS : RMT

10 Starters

Fastest Lap History

NO	NAME	LAP TIME	TIME OF DAY	LAP	VEHICLE
117	Brandon WRIGHT	1:10.989	15:04:17.562	2	Suzuki SV650
117	Brandon WRIGHT	1:10.650	15:05:28.218	3	Suzuki SV650
117	Brandon WRIGHT	1:09.410	15:06:37.628	4	Suzuki SV650
117	Brandon WRIGHT	1:09.380	15:08:57.670	6	Suzuki SV650

Leader History

NO	NAME	FROM LAP	LAPS LED	DISTANCE	VEHICLE
117	Brandon WRIGHT	1	6	9.84 miles	Suzuki SV650

BMCRC - MRO Championships 2022 - Rnd 2 @ Silverstone National



Thunderbike Sport & Rookie Minitwins

RACE 16 - GRID (8 Laps)

ROW 11		32	62 James KING	31	24 Jamie CRAWFORD		
ROW 10	30	52 Stephen BAYLEY	29	90 Marco STRILLOZZI	28	49 Oli CHAYTOR	
ROW 9		27	72 Luke LAWSON	26	139 Rob MARLEY	25	33 Luke BLACKFORD
ROW 8	24	65 Ian SOILLEUX	23	75 Stewart MAY	22	32 Jack WILLIAMS	
ROW 7		21	48 Shaun WALLIS	20	130 Vince JONES	19	152 Samuel DOWNES
ROW 6		18	45 Terence QUINCE	17	81 Malvern MAY	16	191 Justin GRACE
ROW 5		15	43 Colin WALKEY	14	61 Nick HOLMES	13	627 Aaron MONK
ROW 4		12	99 Roger PARKES	11	91 Ben WEST	10	78 Tim FRAMPTON
ROW 3		9	117 Brandon WRIGHT	8	58 Mark LAWSON	7	25 Harrison DAY
ROW 2		6	84 Ricardo BRANCO	5	69 Tony RUSSO	4	54 Adam JAMISON
ROW 1		3	292 Tommi CALDWELL	2	28 David SPENCER	1	624 Matthew FEDRICK
Pole							

Silverstone National: 1.6404 miles

These results are provisional until the conclusion of any judicial and technical matters.

Clerk Of Course :	Stewards :	Timekeeper : Craig Smith
-------------------	------------	--------------------------

Results can be found at www.tsl-timing.com

Printed - 15:16 Saturday, 02 April 2022



BMCRC - MRO Championships 2022 - Rnd 2 @ Silverstone National



Thunderbike Sport & Rookie Minitwins

RACE 16 - CLASSIFICATION

POS	NO	CL	PIC NAME	ENTRY	LAPS	TIME	GAP	DIFF	MPH	BEST	ON
1	624		1 Matthew FEDRICK	Yamaha R6 - Matthew Fedrick farriers ltd/ Palmer R	5	5:23.119			91.38	1:03.586	3
2	292	R	1 Tommi CALDWELL	Yamaha YZF-R6 - DART Motorsport	5	5:29.161	6.042	6.042	89.70	1:03.929	4
3	25		2 Harrison DAY	Yamaha R6 -	5	5:31.099	7.980	1.938	89.18	1:04.943	5
4	58		3 Mark LAWSON	Honda CBR - Crawfords metal detectors	5	5:32.585	9.466	1.486	88.78	1:05.665	5
5	69		4 Tony RUSSO	Yamaha R6 - Wymark Lubricants	5	5:32.838	9.719	0.253	88.71	1:03.989	3
6	84		5 Ricardo BRANCO	Yamaha R6 - IMP Racing	5	5:34.717	11.598	1.879	88.21	1:05.715	3
7	32	R	2 Jack WILLIAMS	Honda CBR600 -	5	5:37.153	14.034	2.436	87.58	1:05.611	3
8	117	RMT	1 Brandon WRIGHT	Suzuki SV650 - OneEliquids.com	5	5:38.314	15.195	1.161	87.28	1:06.674	4
9	43		6 Colin WALKER	Kawasaki ZX6R G2 - ELP Racing	5	5:38.776	15.657	0.462	87.16	1:06.049	5
10	48		7 Shaun WALLIS	Yamaha R6 - MBC Despatch Racing	5	5:39.108	15.989	0.332	87.07	1:05.998	5
11	75		8 Stewart MAY	Honda CBR600F3 - Moths in the wallet	5	5:39.437	16.318	0.329	86.99	1:05.923	5
12	81		9 Malvern MAY	Honda CBR600RR - IMP racing	5	5:42.099	18.980	2.662	86.31	1:06.437	5
13	99	RMT	2 Roger PARKES	Suzuki SV650 - Simply Owners Ltd	5	5:42.750	19.631	0.651	86.15	1:06.592	3
14	72	R	3 Luke LAWSON	Yamaha R6 - Bloom Valley Ltd - Farm Shop & Even	5	5:47.231	24.112	4.481	85.03	1:06.715	3
15	139		10 Rob MARLEY	Honda CBR600F3 - PearTree Racing	5	5:48.059	24.940	0.828	84.83	1:06.906	5
16	49		11 Oli CHAYTOR	Yamaha R6 - PearTree Racing	5	5:48.798	25.679	0.739	84.65	1:06.989	5
17	78	RMT	3 Tim FRAMPTON	Suzuki SV650 - K66	5	5:49.972	26.853	1.174	84.37	1:08.276	4
18	33	RMT	4 Luke BLACKFORD	Suzuki SV650 - Tyres4bikes	5	5:51.462	28.343	1.490	84.01	1:07.917	5
19	627	RMT	5 Aaron MONK	Suzuki SV650 - flyaspitfire.co.uk	5	5:51.839	28.720	0.377	83.92	1:07.921	5
20	91	RMT	6 Ben WEST	Suzuki SV650 - RV2 power	5	5:56.789	33.670	4.950	82.76	1:09.801	3
21	61	RMT	7 Nick HOLMES	Suzuki SV650 -	5	6:04.726	41.607	7.937	80.96	1:11.107	3
22	191	RMT	8 Justin GRACE	Suzuki SV650 - G-Race Motorsports	5	6:10.022	46.903	5.296	79.80	1:11.976	5
23	90	R	4 Marco STRILLOZZI	Yamaha R6 - KLUAPP.COM	5	6:11.954	48.835	1.932	79.38	1:12.307	4
24	152	RMT	9 Samuel DOWNES	Suzuki SV650 -	5	6:12.582	49.463	0.628	79.25	1:12.330	5
25	45	RMT	10 Terence QUINCE	Suzuki SV650 - MotoQuincini / CHQ Racing	5	6:14.003	50.884	1.421	78.95	1:12.097	4
26	130	RMT	11 Vince JONES	Suzuki SV650 - Centurion Electrical	5	6:20.286	57.167	6.283	77.64	1:13.779	4
27	24	RMT	12 Jamie CRAWFORD	Suzuki SV650 -	4	5:34.963	1 Lap	1 Lap	70.52	1:21.142	4

NOT CLASSIFIED

DNF	52	RMT	Stephen BAYLEY	Suzuki SV650 - Mander Organ Builders Racing	2	2:37.010	3 Laps	2 Laps	75.22	1:15.149	2
DQ	28		David SPENCER	Suzuki GSXR 600 -							
DQ	54		Adam JAMISON	Yamaha R6 - Team AJR							

FASTEST LAP

624			Matthew FEDRICK	Yamaha R6 - Matthew Fedrick farriers ltd/ Palmer R	3	1:03.586			92.87 mph	149.47 kph
292	R		Tommi CALDWELL	Yamaha YZF-R6 - DART Motorsport	4	1:03.929			92.37 mph	148.66 kph
99	RMT		Roger PARKES	Suzuki SV650 - Simply Owners Ltd	3	1:06.592			88.68 mph	142.72 kph

* Bikes 28 & 54 - Disqualified for failing post race technical

Class - 92.5% of Race Speed = 84.52 mph

Class R - 92.5% of Race Speed = 82.97 mph

Class RMT - 92.5% of Race Speed = 80.73 mph

Weather / Track : Bright / Dry

These results are provisional until the conclusion of any judicial and technical matters.

Race Distance: 5 Laps / 8.20 miles

Silverstone National: 1.6404 miles

Date: 03/04/2022 Start: 09:19 Finish: 09:24

Clerk Of Course :	Stewards :	Timekeeper : Craig Smith
-------------------	------------	--------------------------

Results can be found at www.tsl-timing.com

Printed - 10:09 Sunday, 03 April 2022



BMCRC - MRO Championships 2022 - Rnd 2 @ Silverstone National

Thunderbike Sport & Rookie Minitwins

RACE 16 - LAP CHART

LAP 1 @ 09:20:19.494			LAP 3 @ 09:22:26.773			LAP 5 @ 09:24:32.389		
NO	BEHIND	LAP TIME	NO	BEHIND	LAP TIME	NO	BEHIND	LAP TIME
624		1:07.392	54		1:03.264	54		1:02.623
54	0.132	1:07.524	624	0.834	1:03.586	624	2.832	1:03.932
28	0.254	1:07.646	28	1.291	1:03.873	28	3.945	1:04.624
58	1.317	1:08.709	25	5.612	1:05.199	292	8.874	1:04.841
25	1.999	1:09.391	292	5.720	1:05.095	25	10.812	1:04.943
84	2.494	1:09.886	58	6.278	1:05.740	58	12.298	1:05.665
292	2.613	1:10.005	84	7.328	1:05.715	69	12.551	1:04.316
117	3.274	1:10.666	69	8.667	1:03.989	84	14.430	1:06.027
43	4.534	1:11.926	117	9.959	1:06.920	24	1 Lap	1:21.142
75	4.717	1:12.109	32	10.599	1:05.611	32	16.866	1:05.824
99	5.316	1:12.708	43	11.178	1:06.759	117	18.027	1:07.010
69	5.347	1:12.739	48	11.532	1:06.217	43	18.489	1:06.049
32	5.555	1:12.947	75	11.644	1:06.146	48	18.821	1:05.998
48	5.760	1:13.152	99	12.718	1:06.592	75	19.150	1:05.923
78	6.229	1:13.621	81	14.486	1:06.543	81	21.812	1:06.437
91	6.445	1:13.837	72	16.440	1:06.715	99	22.463	1:07.463
81	7.427	1:14.819	78	17.686	1:09.402	72	26.944	1:08.133
139	7.688	1:15.080	139	19.192	1:09.508	139	27.772	1:06.906
627	8.083	1:15.475	49	19.515	1:08.446	49	28.511	1:06.989
72	8.317	1:15.709	33	20.607	1:08.947	78	29.685	1:09.339
49	8.808	1:16.200	627	21.154	1:09.243	33	31.175	1:07.917
33	9.487	1:16.879	91	21.243	1:09.801	627	31.552	1:07.921
61	10.374	1:17.766	61	25.734	1:11.107	91	36.502	1:10.413
191	11.185	1:18.577	191	30.860	1:13.125	61	44.439	1:12.442
152	11.602	1:18.994	90	32.255	1:12.970	191	49.735	1:11.976
45	12.274	1:19.666	152	33.029	1:13.599	90	51.667	1:12.721
90	13.536	1:20.928	45	33.353	1:13.523	152	52.295	1:12.330
52	14.469	1:21.861	130	37.333	1:14.345	45	53.716	1:13.882
130	15.181	1:22.573	24	59.150	1:22.758	130	59.999	1:14.503
24	20.747	1:28.139						

LAP 2 @ 09:21:23.509			LAP 4 @ 09:23:29.766		
NO	BEHIND	LAP TIME	NO	BEHIND	LAP TIME
54		1:03.883	54		1:02.993
624	0.512	1:04.527	624	1.523	1:03.682
28	0.682	1:04.443	28	1.944	1:03.646
25	3.677	1:05.693	292	6.656	1:03.929
58	3.802	1:06.500	25	8.492	1:05.873
292	3.889	1:05.291	58	9.256	1:05.971
84	4.877	1:06.398	69	10.858	1:05.184
117	6.303	1:07.044	84	11.026	1:06.691
43	7.683	1:07.164	117	13.640	1:06.674
69	7.942	1:06.610	32	13.665	1:06.059
32	8.252	1:06.712	43	15.063	1:06.878
48	8.579	1:06.834	48	15.446	1:06.907
75	8.762	1:08.060	75	15.850	1:07.199
99	9.390	1:08.089	99	17.623	1:07.898
81	11.207	1:07.795	81	17.998	1:06.505
78	11.548	1:09.334	72	21.434	1:07.987
139	12.948	1:09.275	78	22.969	1:08.276
72	12.989	1:08.687	139	23.489	1:07.290
49	14.333	1:09.540	49	24.145	1:07.623
91	14.706	1:12.276	33	25.881	1:08.267
33	14.924	1:09.452	627	26.254	1:08.093
627	15.175	1:11.107	91	28.712	1:10.462
61	17.891	1:11.532	61	34.620	1:11.879
191	20.999	1:13.829	191	40.382	1:12.515
90	22.549	1:13.028	90	41.569	1:12.307
152	22.694	1:15.107	45	42.457	1:12.097
45	23.094	1:14.835	152	42.588	1:12.552
52	25.603	1:15.149	130	48.119	1:13.779
130	26.252	1:15.086			
24	39.656	1:22.924			

Weather / Track : Bright / Dry

Results can be found at www.tsl-timing.com

Silverstone National: 1.6404 miles
Date: 03/04/2022 Start: 09:19 Finish: 09:24

Printed - 09:25 Sunday, 03 April 2022

BMCRC - MRO Championships 2022 - Rnd 2 @ Silverstone National

Thunderbike Sport & Rookie Minitwins

RACE 16 - SECTOR ANALYSIS



SECTOR 1 = FL to I1, SECTOR 2 = I1 to FL, DIFF = Difference To Personal Best Lap, P = Crossed Finish Line in Pit Lane, D = Time Disallowed

P1 54		Adam JAMISON		Yamaha R6 - Team AJR			
IDEAL LAP TIME : 1:02.623		BEST LAP TIME : 1:02.623		DIFFERENCE : 0.000			
LAP	SECTOR 1	SECTOR 2	LAP TIME	MPH	DIFF	TIME OF DAY	
1 -		27.397	1:07.524	87.45	4.901	09:20:19.626	
2 -	37.550	26.333	1:03.883	92.44	1.260	09:21:23.509	
3 -	37.041	26.223	1:03.264 (3)	93.34	0.641	09:22:26.773	
4 -	36.873	26.120	1:02.993 (2)	93.75	0.370	09:23:29.766	
5 -	36.789	25.834	1:02.623 (1)	94.30		09:24:32.389	

P2 624		Matthew FEDRICK		Yamaha R6 - Matthew Fedrick farriers ltd/ Palmer Race Skool			
IDEAL LAP TIME : 1:03.408		BEST LAP TIME : 1:03.586		DIFFERENCE : 0.178			
LAP	SECTOR 1	SECTOR 2	LAP TIME	MPH	DIFF	TIME OF DAY	
1 -		27.412	1:07.392	87.63	3.806	09:20:19.494	
2 -	37.895	26.632	1:04.527	91.52	0.941	09:21:24.021	
3 -	37.474	26.112	1:03.586 (1)	92.87		09:22:27.607	
4 -	37.377	26.305	1:03.682 (2)	92.73	0.096	09:23:31.289	
5 -	37.901	26.031	1:03.932 (3)	92.37	0.346	09:24:35.221	

P3 28		David SPENCER		Suzuki GSXR 600 -			
IDEAL LAP TIME : 1:03.227		BEST LAP TIME : 1:03.646		DIFFERENCE : 0.419			
LAP	SECTOR 1	SECTOR 2	LAP TIME	MPH	DIFF	TIME OF DAY	
1 -		26.907	1:07.646	87.30	4.000	09:20:19.748	
2 -	37.846	26.597	1:04.443 (3)	91.64	0.797	09:21:24.191	
3 -	37.316	26.557	1:03.873 (2)	92.45	0.227	09:22:28.064	
4 -	36.881	26.765	1:03.646 (1)	92.78		09:23:31.710	
5 -	38.278	26.346	1:04.624	91.38	0.978	09:24:36.334	

P4 292 R		Tommi CALDWELL		Yamaha YZF-R6 - DART Motorsport			
IDEAL LAP TIME : 1:03.750		BEST LAP TIME : 1:03.929		DIFFERENCE : 0.179			
LAP	SECTOR 1	SECTOR 2	LAP TIME	MPH	DIFF	TIME OF DAY	
1 -		27.700	1:10.005	84.35	6.076	09:20:22.107	
2 -	37.886	27.405	1:05.291	90.45	1.362	09:21:27.398	
3 -	38.253	26.842	1:05.095 (3)	90.72	1.166	09:22:32.493	
4 -	36.908	27.021	1:03.929 (1)	92.37		09:23:36.422	
5 -	37.407	27.434	1:04.841 (2)	91.07	0.912	09:24:41.263	

P5 25		Harrison DAY		Yamaha R6 -			
IDEAL LAP TIME : 1:04.943		BEST LAP TIME : 1:04.943		DIFFERENCE : 0.000			
LAP	SECTOR 1	SECTOR 2	LAP TIME	MPH	DIFF	TIME OF DAY	
1 -		27.788	1:09.391	85.10	4.448	09:20:21.493	
2 -	37.969	27.724	1:05.693 (3)	89.89	0.750	09:21:27.186	
3 -	37.773	27.426	1:05.199 (2)	90.57	0.256	09:22:32.385	
4 -	38.079	27.794	1:05.873	89.65	0.930	09:23:38.258	
5 -	37.580	27.363	1:04.943 (1)	90.93		09:24:43.201	

P6 58		Mark LAWSON		Honda CBR - Crawfords metal detectors			
IDEAL LAP TIME : 1:05.365		BEST LAP TIME : 1:05.665		DIFFERENCE : 0.300			
LAP	SECTOR 1	SECTOR 2	LAP TIME	MPH	DIFF	TIME OF DAY	
1 -		27.833	1:08.709	85.95	3.044	09:20:20.811	
2 -	38.461	28.039	1:06.500	88.80	0.835	09:21:27.311	
3 -	38.242	27.498	1:05.740 (2)	89.83	0.075	09:22:33.051	
4 -	38.217	27.754	1:05.971 (3)	89.51	0.306	09:23:39.022	
5 -	37.867	27.798	1:05.665 (1)	89.93		09:24:44.687	

BMCRC - MRO Championships 2022 - Rnd 2 @ Silverstone National

Thunderbike Sport & Rookie Minitwins

RACE 16 - SECTOR ANALYSIS



SECTOR 1 = FL to I1, SECTOR 2 = I1 to FL, DIFF = Difference To Personal Best Lap, P = Crossed Finish Line in Pit Lane, D = Time Disallowed

P7 69		Tony RUSSO		Yamaha R6 - Wymark Lubricants		
IDEAL LAP TIME : 1:03.832		BEST LAP TIME : 1:03.989		DIFFERENCE : 0.157		
LAP	SECTOR 1	SECTOR 2	LAP TIME	MPH	DIFF	TIME OF DAY
1 -		29.783	1:12.739	81.18	8.750	09:20:24.841
2 -	38.399	28.211	1:06.610	88.66	2.621	09:21:31.451
3 -	37.319	26.670	1:03.989 (1)	92.29		09:22:35.440
4 -	37.231	27.953	1:05.184 (3)	90.59	1.195	09:23:40.624
5 -	37.162	27.154	1:04.316 (2)	91.82	0.327	09:24:44.940

P8 84		Ricardo BRANCO		Yamaha R6 - IMP Racing		
IDEAL LAP TIME : 1:05.715		BEST LAP TIME : 1:05.715		DIFFERENCE : 0.000		
LAP	SECTOR 1	SECTOR 2	LAP TIME	MPH	DIFF	TIME OF DAY
1 -		28.508	1:09.886	84.50	4.171	09:20:21.988
2 -	38.601	27.797	1:06.398 (3)	88.94	0.683	09:21:28.386
3 -	38.072	27.643	1:05.715 (1)	89.86		09:22:34.101
4 -	38.410	28.281	1:06.691	88.55	0.976	09:23:40.792
5 -	38.380	27.647	1:06.027 (2)	89.44	0.312	09:24:46.819

P9 32 R		Jack WILLIAMS		Honda CBR600 -		
IDEAL LAP TIME : 1:05.611		BEST LAP TIME : 1:05.611		DIFFERENCE : 0.000		
LAP	SECTOR 1	SECTOR 2	LAP TIME	MPH	DIFF	TIME OF DAY
1 -		28.513	1:12.947	80.95	7.336	09:20:25.049
2 -	38.581	28.131	1:06.712	88.52	1.101	09:21:31.761
3 -	38.138	27.473	1:05.611 (1)	90.01		09:22:37.372
4 -	38.460	27.599	1:06.059 (3)	89.39	0.448	09:23:43.431
5 -	38.283	27.541	1:05.824 (2)	89.71	0.213	09:24:49.255

P10 117 RMT		Brandon WRIGHT		Suzuki SV650 - OneEliquids.com		
IDEAL LAP TIME : 1:06.359		BEST LAP TIME : 1:06.674		DIFFERENCE : 0.315		
LAP	SECTOR 1	SECTOR 2	LAP TIME	MPH	DIFF	TIME OF DAY
1 -		28.052	1:10.666	83.57	3.992	09:20:22.768
2 -	39.023	28.021	1:07.044	88.08	0.370	09:21:29.812
3 -	39.451	27.469	1:06.920 (2)	88.24	0.246	09:22:36.732
4 -	38.890	27.784	1:06.674 (1)	88.57		09:23:43.406
5 -	39.118	27.892	1:07.010 (3)	88.13	0.336	09:24:50.416

P11 43		Colin WALKEY		Kawasaki ZX6R G2 - ELP Racing		
IDEAL LAP TIME : 1:06.049		BEST LAP TIME : 1:06.049		DIFFERENCE : 0.000		
LAP	SECTOR 1	SECTOR 2	LAP TIME	MPH	DIFF	TIME OF DAY
1 -		29.489	1:11.926	82.10	5.877	09:20:24.028
2 -	38.830	28.334	1:07.164	87.92	1.115	09:21:31.192
3 -	38.455	28.304	1:06.759 (2)	88.46	0.710	09:22:37.951
4 -	38.581	28.297	1:06.878 (3)	88.30	0.829	09:23:44.829
5 -	38.094	27.955	1:06.049 (1)	89.41		09:24:50.878

P12 48		Shaun WALLIS		Yamaha R6 - MBC Despatch Racing		
IDEAL LAP TIME : 1:05.998		BEST LAP TIME : 1:05.998		DIFFERENCE : 0.000		
LAP	SECTOR 1	SECTOR 2	LAP TIME	MPH	DIFF	TIME OF DAY
1 -		29.742	1:13.152	80.73	7.154	09:20:25.254
2 -	38.741	28.093	1:06.834 (3)	88.36	0.836	09:21:32.088
3 -	38.219	27.998	1:06.217 (2)	89.18	0.219	09:22:38.305
4 -	38.609	28.298	1:06.907	88.26	0.909	09:23:45.212
5 -	38.039	27.959	1:05.998 (1)	89.48		09:24:51.210

BMCRC - MRO Championships 2022 - Rnd 2 @ Silverstone National

Thunderbike Sport & Rookie Minitwins

RACE 16 - SECTOR ANALYSIS



SECTOR 1 = FL to I1, SECTOR 2 = I1 to FL, DIFF = Difference To Personal Best Lap, P = Crossed Finish Line in Pit Lane, D = Time Disallowed

P13 75		Stewart MAY		Honda CBR600F3 - Moths in the wallet			
IDEAL LAP TIME : 1:05.923		BEST LAP TIME : 1:05.923		DIFFERENCE : 0.000			
LAP	SECTOR 1	SECTOR 2	LAP TIME	MPH	DIFF	TIME OF DAY	
1 -		28.568	1:12.109	81.89	6.186	09:20:24.211	
2 -	39.153	28.907	1:08.060	86.77	2.137	09:21:32.271	
3 -	38.316	27.830	1:06.146 (2)	89.28	0.223	09:22:38.417	
4 -	38.894	28.305	1:07.199 (3)	87.88	1.276	09:23:45.616	
5 -	38.158	27.765	1:05.923 (1)	89.58		09:24:51.539	

P14 81		Malvern MAY		Honda CBR600RR - IMP racing			
IDEAL LAP TIME : 1:05.959		BEST LAP TIME : 1:06.437		DIFFERENCE : 0.478			
LAP	SECTOR 1	SECTOR 2	LAP TIME	MPH	DIFF	TIME OF DAY	
1 -			1:14.819	78.93	8.382	09:20:26.921	
2 -	39.217	28.578	1:07.795	87.11	1.358	09:21:34.716	
3 -	38.426	28.117	1:06.543 (3)	88.74	0.106	09:22:41.259	
4 -	38.239	28.266	1:06.505 (2)	88.80	0.068	09:23:47.764	
5 -	38.717	27.720	1:06.437 (1)	88.89		09:24:54.201	

P15 99 RMT		Roger PARKES		Suzuki SV650 - Simply Owners Ltd			
IDEAL LAP TIME : 1:06.592		BEST LAP TIME : 1:06.592		DIFFERENCE : 0.000			
LAP	SECTOR 1	SECTOR 2	LAP TIME	MPH	DIFF	TIME OF DAY	
1 -			1:12.708	81.22	6.116	09:20:24.810	
2 -	39.979	28.110	1:08.089	86.73	1.497	09:21:32.899	
3 -	39.194	27.398	1:06.592 (1)	88.68		09:22:39.491	
4 -	39.472	28.426	1:07.898 (3)	86.97	1.306	09:23:47.389	
5 -	39.344	28.119	1:07.463 (2)	87.53	0.871	09:24:54.852	

P16 72 R		Luke LAWSON		Yamaha R6 - Bloom Valley Ltd - Farm Shop & Event Catering			
IDEAL LAP TIME : 1:06.715		BEST LAP TIME : 1:06.715		DIFFERENCE : 0.000			
LAP	SECTOR 1	SECTOR 2	LAP TIME	MPH	DIFF	TIME OF DAY	
1 -		29.841	1:15.709	78.00	8.994	09:20:27.811	
2 -	39.729	28.958	1:08.687	85.97	1.972	09:21:36.498	
3 -	38.600	28.115	1:06.715 (1)	88.52		09:22:43.213	
4 -	39.034	28.953	1:07.987 (2)	86.86	1.272	09:23:51.200	
5 -	39.548	28.585	1:08.133 (3)	86.67	1.418	09:24:59.333	

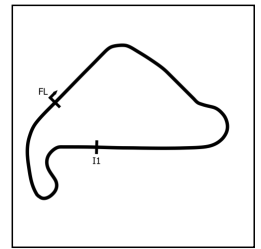
P17 139		Rob MARLEY		Honda CBR600F3 - PearTree Racing			
IDEAL LAP TIME : 1:06.835		BEST LAP TIME : 1:06.906		DIFFERENCE : 0.071			
LAP	SECTOR 1	SECTOR 2	LAP TIME	MPH	DIFF	TIME OF DAY	
1 -		30.067	1:15.080	78.65	8.174	09:20:27.182	
2 -	40.116	29.159	1:09.275 (3)	85.24	2.369	09:21:36.457	
3 -	40.248	29.260	1:09.508	84.96	2.602	09:22:45.965	
4 -	38.638	28.652	1:07.290 (2)	87.76	0.384	09:23:53.255	
5 -	38.709	28.197	1:06.906 (1)	88.26		09:25:00.161	

P18 49		Oli CHAYTOR		Yamaha R6 - PearTree Racing			
IDEAL LAP TIME : 1:06.989		BEST LAP TIME : 1:06.989		DIFFERENCE : 0.000			
LAP	SECTOR 1	SECTOR 2	LAP TIME	MPH	DIFF	TIME OF DAY	
1 -		30.195	1:16.200	77.50	9.211	09:20:28.302	
2 -	40.212	29.328	1:09.540	84.92	2.551	09:21:37.842	
3 -	39.132	29.314	1:08.446 (3)	86.28	1.457	09:22:46.288	
4 -	38.838	28.785	1:07.623 (2)	87.33	0.634	09:23:53.911	
5 -	38.712	28.277	1:06.989 (1)	88.15		09:25:00.900	

BMCRC - MRO Championships 2022 - Rnd 2 @ Silverstone National

Thunderbike Sport & Rookie Minitwins

RACE 16 - SECTOR ANALYSIS



SECTOR 1 = FL to I1, SECTOR 2 = I1 to FL, DIFF = Difference To Personal Best Lap, P = Crossed Finish Line in Pit Lane, D = Time Disallowed

P19 78 RMT		Tim FRAMPTON		Suzuki SV650 - K66		
IDEAL LAP TIME : 1:08.276		BEST LAP TIME : 1:08.276		DIFFERENCE : 0.000		
LAP	SECTOR 1	SECTOR 2	LAP TIME	MPH	DIFF	TIME OF DAY
1 -		29.689	1:13.621	80.21	5.345	09:20:25.723
2 -	40.794	28.540	1:09.334 (2)	85.17	1.058	09:21:35.057
3 -	40.248	29.154	1:09.402	85.09	1.126	09:22:44.459
4 -	39.779	28.497	1:08.276 (1)	86.49		09:23:52.735
5 -	40.508	28.831	1:09.339 (3)	85.17	1.063	09:25:02.074

P20 33 RMT		Luke BLACKFORD		Suzuki SV650 - Tyres4bikes		
IDEAL LAP TIME : 1:07.904		BEST LAP TIME : 1:07.917		DIFFERENCE : 0.013		
LAP	SECTOR 1	SECTOR 2	LAP TIME	MPH	DIFF	TIME OF DAY
1 -		30.130	1:16.879	76.81	8.962	09:20:28.981
2 -	40.580	28.872	1:09.452	85.03	1.535	09:21:38.433
3 -	40.212	28.735	1:08.947 (3)	85.65	1.030	09:22:47.380
4 -	39.560	28.707	1:08.267 (2)	86.50	0.350	09:23:55.647
5 -	39.573	28.344	1:07.917 (1)	86.95		09:25:03.564

P21 627 RMT		Aaron MONK		Suzuki SV650 - flyaspitfire.co.uk		
IDEAL LAP TIME : 1:07.828		BEST LAP TIME : 1:07.921		DIFFERENCE : 0.093		
LAP	SECTOR 1	SECTOR 2	LAP TIME	MPH	DIFF	TIME OF DAY
1 -		30.180	1:15.475	78.24	7.554	09:20:27.577
2 -	41.385	29.722	1:11.107	83.05	3.186	09:21:38.684
3 -	40.414	28.829	1:09.243 (3)	85.28	1.322	09:22:47.927
4 -	39.592	28.501	1:08.093 (2)	86.72	0.172	09:23:56.020
5 -	39.685	28.236	1:07.921 (1)	86.94		09:25:03.941

P22 91 RMT		Ben WEST		Suzuki SV650 - RV2 power		
IDEAL LAP TIME : 1:09.801		BEST LAP TIME : 1:09.801		DIFFERENCE : 0.000		
LAP	SECTOR 1	SECTOR 2	LAP TIME	MPH	DIFF	TIME OF DAY
1 -		29.096	1:13.837	79.98	4.036	09:20:25.939
2 -	42.916	29.360	1:12.276	81.70	2.475	09:21:38.215
3 -	40.736	29.065	1:09.801 (1)	84.60		09:22:48.016
4 -	40.843	29.619	1:10.462 (3)	83.81	0.661	09:23:58.478
5 -	41.090	29.323	1:10.413 (2)	83.87	0.612	09:25:08.891

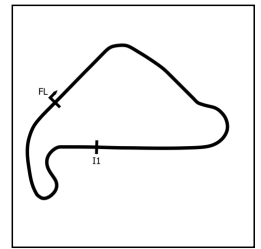
P23 61 RMT		Nick HOLMES		Suzuki SV650 -		
IDEAL LAP TIME : 1:11.107		BEST LAP TIME : 1:11.107		DIFFERENCE : 0.000		
LAP	SECTOR 1	SECTOR 2	LAP TIME	MPH	DIFF	TIME OF DAY
1 -		31.366	1:17.766	75.94	6.659	09:20:29.868
2 -	42.189	29.343	1:11.532 (2)	82.55	0.425	09:21:41.400
3 -	41.902	29.205	1:11.107 (1)	83.05		09:22:52.507
4 -	42.659	29.220	1:11.879 (3)	82.16	0.772	09:24:04.386
5 -	42.884	29.558	1:12.442	81.52	1.335	09:25:16.828

P24 191 RMT		Justin GRACE		Suzuki SV650 - G-Race Motorsports		
IDEAL LAP TIME : 1:11.976		BEST LAP TIME : 1:11.976		DIFFERENCE : 0.000		
LAP	SECTOR 1	SECTOR 2	LAP TIME	MPH	DIFF	TIME OF DAY
1 -		31.979	1:18.577	75.15	6.601	09:20:30.679
2 -	43.287	30.542	1:13.829	79.99	1.853	09:21:44.508
3 -	42.835	30.290	1:13.125 (3)	80.76	1.149	09:22:57.633
4 -	42.332	30.183	1:12.515 (2)	81.44	0.539	09:24:10.148
5 -	42.146	29.830	1:11.976 (1)	82.05		09:25:22.124

BMCRC - MRO Championships 2022 - Rnd 2 @ Silverstone National

Thunderbike Sport & Rookie Minitwins

RACE 16 - SECTOR ANALYSIS



SECTOR 1 = FL to I1, SECTOR 2 = I1 to FL, DIFF = Difference To Personal Best Lap, P = Crossed Finish Line in Pit Lane, D = Time Disallowed

P25 90 R		Marco STRILLOZZI		Yamaha R6 - KLUAPP.COM		
IDEAL LAP TIME : 1:12.051		BEST LAP TIME : 1:12.307		DIFFERENCE : 0.256		
LAP	SECTOR 1	SECTOR 2	LAP TIME	MPH	DIFF	TIME OF DAY
1 -		31.849	1:20.928	72.97	8.621	09:20:33.030
2 -	41.591	31.437	1:13.028	80.86	0.721	09:21:46.058
3 -	42.510	30.460	1:12.970 (3)	80.93	0.663	09:22:59.028
4 -	41.733	30.574	1:12.307 (1)	81.67		09:24:11.335
5 -	41.952	30.769	1:12.721 (2)	81.20	0.414	09:25:24.056

P26 152 RMT		Samuel DOWNES		Suzuki SV650 -		
IDEAL LAP TIME : 1:12.145		BEST LAP TIME : 1:12.330		DIFFERENCE : 0.185		
LAP	SECTOR 1	SECTOR 2	LAP TIME	MPH	DIFF	TIME OF DAY
1 -		31.645	1:18.994	74.76	6.664	09:20:31.096
2 -	42.701	32.406	1:15.107	78.63	2.777	09:21:46.203
3 -	42.977	30.622	1:13.599 (3)	80.24	1.269	09:22:59.802
4 -	42.427	30.125	1:12.552 (2)	81.39	0.222	09:24:12.354
5 -	42.020	30.310	1:12.330 (1)	81.64		09:25:24.684

P27 45 RMT		Terence QUINCE		Suzuki SV650 - MotoQuincini / CHQ Racing		
IDEAL LAP TIME : 1:12.097		BEST LAP TIME : 1:12.097		DIFFERENCE : 0.000		
LAP	SECTOR 1	SECTOR 2	LAP TIME	MPH	DIFF	TIME OF DAY
1 -		32.453	1:19.666	74.12	7.569	09:20:31.768
2 -	42.925	31.910	1:14.835	78.91	2.738	09:21:46.603
3 -	43.005	30.518	1:13.523 (2)	80.32	1.426	09:23:00.126
4 -	41.936	30.161	1:12.097 (1)	81.91		09:24:12.223
5 -	42.405	31.477	1:13.882 (3)	79.93	1.785	09:25:26.105

P28 130 RMT		Vince JONES		Suzuki SV650 - Centurion Electrical		
IDEAL LAP TIME : 1:13.779		BEST LAP TIME : 1:13.779		DIFFERENCE : 0.000		
LAP	SECTOR 1	SECTOR 2	LAP TIME	MPH	DIFF	TIME OF DAY
1 -		32.969	1:22.573	71.51	8.794	09:20:34.675
2 -	43.384	31.702	1:15.086	78.65	1.307	09:21:49.761
3 -	43.045	31.300	1:14.345 (2)	79.43	0.566	09:23:04.106
4 -	42.747	31.032	1:13.779 (1)	80.04		09:24:17.885
5 -	43.113	31.390	1:14.503 (3)	79.26	0.724	09:25:32.388

P29 24 RMT		Jamie CRAWFORD		Suzuki SV650 -		
IDEAL LAP TIME : 1:21.142		BEST LAP TIME : 1:21.142		DIFFERENCE : 0.000		
LAP	SECTOR 1	SECTOR 2	LAP TIME	MPH	DIFF	TIME OF DAY
1 -		34.989	1:28.139	67.00	6.997	09:20:40.241
2 -	48.732	34.192	1:22.924 (3)	71.21	1.782	09:22:03.165
3 -	48.069	34.689	1:22.758 (2)	71.36	1.616	09:23:25.923
4 -	47.049	34.093	1:21.142 (1)	72.78		09:24:47.065

P30 52 RMT		Stephen BAYLEY		Suzuki SV650 - Mander Organ Builders Racing		
IDEAL LAP TIME : 1:15.149		BEST LAP TIME : 1:15.149		DIFFERENCE : 0.000		
LAP	SECTOR 1	SECTOR 2	LAP TIME	MPH	DIFF	TIME OF DAY
1 -		32.715	1:21.861	72.14	6.712	09:20:33.963
2 -	43.428	31.721	1:15.149 (1)	78.58		09:21:49.112

BMCRC - MRO Championships 2022 - Rnd 2 @ Silverstone National

Thunderbike Sport & Rookie Minitwins

RACE 16 - BEST SECTORS

SECTOR 1			SECTOR 2			IDEAL / BEST COMPARISON						
POS	NO	NAME	TIME	NO	NAME	TIME	POS	NO	NAME	IDEAL	BEST	DIFF
									PERFECT LAP	1:02.623		
1	54	JAMISON	36.789	54	JAMISON	25.834	1	54	JAMISON	1:02.623	1:02.623	0.000
2	28	SPENCER	36.881	624	FEDRICK	26.031	2	28	SPENCER	1:03.227	1:03.646	0.419
3	292	CALDWELL	36.908	28	SPENCER	26.346	3	624	FEDRICK	1:03.408	1:03.586	0.178
4	69	RUSSO	37.162	69	RUSSO	26.670	4	292	CALDWELL	1:03.750	1:03.929	0.179
5	624	FEDRICK	37.377	292	CALDWELL	26.842	5	69	RUSSO	1:03.832	1:03.989	0.157
6	25	DAY	37.580	25	DAY	27.363	6	25	DAY	1:04.943	1:04.943	0.000
7	58	LAWSON	37.867	99	PARKES	27.398	7	58	LAWSON	1:05.365	1:05.665	0.300
8	48	WALLIS	38.039	117	WRIGHT	27.469	8	32	WILLIAMS	1:05.611	1:05.611	0.000
9	84	BRANCO	38.072	32	WILLIAMS	27.473	9	84	BRANCO	1:05.715	1:05.715	0.000
10	43	WALKEY	38.094	58	LAWSON	27.498	10	75	MAY	1:05.923	1:05.923	0.000
11	32	WILLIAMS	38.138	84	BRANCO	27.643	11	81	MAY	1:05.959	1:06.437	0.478
12	75	MAY	38.158	81	MAY	27.720	12	48	WALLIS	1:05.998	1:05.998	0.000
13	81	MAY	38.239	75	MAY	27.765	13	43	WALKEY	1:06.049	1:06.049	0.000
14	72	LAWSON	38.600	43	WALKEY	27.955	14	117	WRIGHT	1:06.359	1:06.674	0.315
15	139	MARLEY	38.638	48	WALLIS	27.959	15	99	PARKES	1:06.592	1:06.592	0.000
16	49	CHAYTOR	38.712	72	LAWSON	28.115	16	72	LAWSON	1:06.715	1:06.715	0.000
17	117	WRIGHT	38.890	139	MARLEY	28.197	17	139	MARLEY	1:06.835	1:06.906	0.071
18	99	PARKES	39.194	627	MONK	28.236	18	49	CHAYTOR	1:06.989	1:06.989	0.000
19	33	BLACKFORD	39.560	49	CHAYTOR	28.277	19	627	MONK	1:07.828	1:07.921	0.093
20	627	MONK	39.592	33	BLACKFORD	28.344	20	33	BLACKFORD	1:07.904	1:07.917	0.013
21	78	FRAMPTON	39.779	78	FRAMPTON	28.497	21	78	FRAMPTON	1:08.276	1:08.276	0.000
22	91	WEST	40.736	91	WEST	29.065	22	91	WEST	1:09.801	1:09.801	0.000
23	90	STRILLOZZI	41.591	61	HOLMES	29.205	23	61	HOLMES	1:11.107	1:11.107	0.000
24	61	HOLMES	41.902	191	GRACE	29.830	24	191	GRACE	1:11.976	1:11.976	0.000
25	45	QUINCE	41.936	152	DOWNES	30.125	25	90	STRILLOZZI	1:12.051	1:12.307	0.256
26	152	DOWNES	42.020	45	QUINCE	30.161	26	45	QUINCE	1:12.097	1:12.097	0.000
27	191	GRACE	42.146	90	STRILLOZZI	30.460	27	152	DOWNES	1:12.145	1:12.330	0.185
28	130	JONES	42.747	130	JONES	31.032	28	130	JONES	1:13.779	1:13.779	0.000
29	52	BAYLEY	43.428	52	BAYLEY	31.721	29	52	BAYLEY	1:15.149	1:15.149	0.000
30	24	CRAWFORD	47.049	24	CRAWFORD	34.093	30	24	CRAWFORD	1:21.142	1:21.142	0.000

BMCRC - MRO Championships 2022 - Rnd 2 @ Silverstone National

Thunderbike Sport & Rookie Minitwins

RACE 16 - STATISTICS

Competitors Started	30
Planned Start	2022-04-03 @ 09:20:00.000
Actual Start	2022-04-03 @ 09:19:12.101
Finish Time	2022-04-03 @ 09:24:32.388
Track Length	1.6404mi.
Total Laps	146
Total Distance Covered	239.5076mi.

Session Fastest Lap History

NO	CL	NAME	LAP TIME	TIME OF DAY	LAP	VEHICLE
54		Adam JAMISON	1:03.883	09:21:23.505	2	Yamaha R6
54		Adam JAMISON	1:03.264	09:22:26.767	3	Yamaha R6
54		Adam JAMISON	1:02.993	09:23:29.761	4	Yamaha R6
54		Adam JAMISON	1:02.623	09:24:32.386	5	Yamaha R6

Session Leader History

NO	CL	NAME	FROM LAP	LAPS LED	DISTANCE	VEHICLE
624		Matthew FEDRICK	1	1	1.64 miles	Yamaha R6
54		Adam JAMISON	2	4	6.56 miles	Yamaha R6

Flag History

TYPE	TIME OF DAY
GREEN	09:19:12.101
FINISH	09:24:32.388

Flag Statistics

TYPE	COUNT	TOTAL LAPS	TOTAL TIME
Green	1	5	6:25.392
Red	0	0	0.000
Safety Car	0	0	0.000
FCY	0	0	0.000

BMCRC - MRO Championships 2022 - Rnd 2 @ Silverstone National

Thunderbike Sport & Rookie Minitwins

RACE 16 - STATISTICS

CLASS :

13 Starters

Fastest Lap History

NO	NAME	LAP TIME	TIME OF DAY	LAP	VEHICLE
54	Adam JAMISON	1:03.883	09:21:23.505	2	Yamaha R6
54	Adam JAMISON	1:03.264	09:22:26.767	3	Yamaha R6
54	Adam JAMISON	1:02.993	09:23:29.761	4	Yamaha R6
54	Adam JAMISON	1:02.623	09:24:32.386	5	Yamaha R6

Leader History

NO	NAME	FROM LAP	LAPS LED	DISTANCE	VEHICLE
624	Matthew FEDRICK	1	1	1.64 miles	Yamaha R6
54	Adam JAMISON	2	4	6.56 miles	Yamaha R6

BMCRC - MRO Championships 2022 - Rnd 2 @ Silverstone National

Thunderbike Sport & Rookie Minitwins

RACE 16 - STATISTICS

CLASS : R

4 Starters

Fastest Lap History

NO	NAME	LAP TIME	TIME OF DAY	LAP	VEHICLE
292	Tommi CALDWELL	1:05.291	09:21:27.388	2	Yamaha YZF-R6
292	Tommi CALDWELL	1:05.095	09:22:32.485	3	Yamaha YZF-R6
292	Tommi CALDWELL	1:03.929	09:23:36.414	4	Yamaha YZF-R6

Leader History

NO	NAME	FROM LAP	LAPS LED	DISTANCE	VEHICLE
292	Tommi CALDWELL	1	5	8.20 miles	Yamaha YZF-R6

BMCRC - MRO Championships 2022 - Rnd 2 @ Silverstone National

Thunderbike Sport & Rookie Minitwins

RACE 16 - STATISTICS

CLASS : RMT

13 Starters

Fastest Lap History

NO	NAME	LAP TIME	TIME OF DAY	LAP	VEHICLE
117	Brandon WRIGHT	1:07.044	09:21:29.807	2	Suzuki SV650
117	Brandon WRIGHT	1:06.920	09:22:36.722	3	Suzuki SV650
99	Roger PARKES	1:06.592	09:22:39.485	3	Suzuki SV650

Leader History

NO	NAME	FROM LAP	LAPS LED	DISTANCE	VEHICLE
117	Brandon WRIGHT	1	5	8.20 miles	Suzuki SV650

BMCRC - MRO Championships 2022 - Rnd 2 @ Silverstone National

Thunderbike Sport & Rookie Minitwins

RACE 7 - GRID (8 Laps)

ROW 11		32	62 James KING	31	65 Ian SOILLEUX			
ROW 10	30	28 David SPENCER	29	54 Adam JAMISON	28	24 Jamie CRAWFORD	1:21.142	
ROW 9		27	52 Stephen BAYLEY	26	130 Vince JONES	25	152 Samuel DOWNES	1:15.149 1:13.779 1:12.330
ROW 8	24	90 Marco STRILLOZZI	23	45 Terence QUINCE	22	191 Justin GRACE	1:12.307 1:12.097 1:11.976	
ROW 7		21	61 Nick HOLMES	20	91 Ben WEST	19	78 Tim FRAMPTON	1:11.107 1:09.801 1:08.276
ROW 6	18	627 Aaron MONK	17	33 Luke BLACKFORD	16	49 Oli CHAYTOR	1:07.921 1:07.917 1:06.989	
ROW 5		15	139 Rob MARLEY	14	72 Luke LAWSON	13	117 Brandon WRIGHT	1:06.906 1:06.715 1:06.674
ROW 4	12	99 Roger PARKES	11	81 Malvern MAY	10	43 Colin WALKEY	1:06.592 1:06.437 1:06.049	
ROW 3		9	48 Shaun WALLIS	8	75 Stewart MAY	7	84 Ricardo BRANCO	1:05.998 1:05.923 1:05.715
ROW 2	6	58 Mark LAWSON	5	32 Jack WILLIAMS	4	25 Harrison DAY	1:05.665 1:05.611 1:04.943	
ROW 1		3	69 Tony RUSSO	2	292 Tommi CALDWELL	1	624 Matthew FEDRICK	1:03.989 1:03.929 1:03.586
Pole								

Silverstone National: 1.6404 miles

These results are provisional until the conclusion of any judicial and technical matters.

Clerk Of Course :	Stewards :	Timekeeper : Craig Smith
-------------------	------------	--------------------------

Results can be found at www.tsl-timing.com

Printed - 10:11 Sunday, 03 April 2022



BMCRC - MRO Championships 2022 - Rnd 2 @ Silverstone National



Thunderbike Sport & Rookie Minitwins

RACE 7 - CLASSIFICATION

POS	NO	CL	PIC NAME	ENTRY	LAPS	TIME	GAP	DIFF	MPH	BEST	ON
1	54		1 Adam JAMISON	Yamaha R6 - Team AJR	8	8:36.291			91.50	1:02.993	4
2	292	R	1 Tommi CALDWELL	Yamaha YZF-R6 - DART Motorsport	7	7:35.228	1 Lap	1 Lap	90.81	1:03.907	5
3	69		2 Tony RUSSO	Yamaha R6 - Wymark Lubricants	7	7:35.469	1 Lap	0.241	90.76	1:03.278	6
4	624		3 Matthew FEDRICK	Yamaha R6 - Matthew Fedrick farriers ltd/ Palmer R	7	7:35.868	1 Lap	0.399	90.68	1:03.678	2
5	84		4 Ricardo BRANCO	Yamaha R6 - IMP Racing	7	7:37.605	1 Lap	1.737	90.33	1:04.659	6
6	25		5 Harrison DAY	Yamaha R6 -	7	7:39.417	1 Lap	1.812	89.98	1:04.799	3
7	58		6 Mark LAWSON	Honda CBR - Crawfords metal detectors	7	7:48.108	1 Lap	8.691	88.31	1:05.763	3
8	75		7 Stewart MAY	Honda CBR600F3 - Moths in the wallet	7	7:52.134	1 Lap	4.026	87.55	1:06.446	6
9	48		8 Shaun WALLIS	Yamaha R6 - MBC Despatch Racing	7	7:52.167	1 Lap	0.033	87.55	1:05.808	3
10	81		9 Malvern MAY	Honda CBR600RR - IMP racing	7	7:52.699	1 Lap	0.532	87.45	1:05.822	3
11	99	RMT	1 Roger PARKES	Suzuki SV650 - Simply Owners Ltd	7	7:53.870	1 Lap	1.171	87.23	1:06.351	5
12	43		10 Colin WALKER	Kawasaki ZX6R G2 - ELP Racing	7	7:54.420	1 Lap	0.550	87.13	1:06.556	5
13	117	RMT	2 Brandon WRIGHT	Suzuki SV650 - OneElíquids.com	7	7:54.954	1 Lap	0.534	87.03	1:06.365	5
14	72	R	2 Luke LAWSON	Yamaha R6 - Bloom Valley Ltd - Farm Shop & Even	7	7:59.899	1 Lap	4.945	86.14	1:06.832	4
15	139		11 Rob MARLEY	Honda CBR600F3 - PearTree Racing	7	8:05.916	1 Lap	6.017	85.07	1:08.012	7
16	33	RMT	3 Luke BLACKFORD	Suzuki SV650 - Tyres4bikes	7	8:13.909	1 Lap	7.993	83.69	1:08.423	4
17	91	RMT	4 Ben WEST	Suzuki SV650 - RV2 power	7	8:24.254	1 Lap	10.345	81.98	1:10.717	3
18	61	RMT	5 Nick HOLMES	Suzuki SV650 -	7	8:25.844	1 Lap	1.590	81.72	1:10.082	2
19	191	RMT	6 Justin GRACE	Suzuki SV650 - G-Race Motorsports	7	8:30.635	1 Lap	4.791	80.95	1:11.119	3
20	90	R	3 Marco STRILLOZZI	Yamaha R6 - KLUAPP.COM	6	7:25.421	2 Laps	1 Lap	79.55	1:11.829	4
21	152	RMT	7 Samuel DOWNES	Suzuki SV650 -	6	7:26.727	2 Laps	1.306	79.31	1:12.672	3
22	45	RMT	8 Terence QUINCE	Suzuki SV650 - MotoQuincini / CHQ Racing	6	7:27.869	2 Laps	1.142	79.11	1:12.494	4
23	130	RMT	9 Vince JONES	Suzuki SV650 - Centurion Electrical	6	7:39.850	2 Laps	11.981	77.05	1:14.467	3
24	52	RMT	10 Stephen BAYLEY	Suzuki SV650 - Mander Organ Builders Racing	6	7:40.955	2 Laps	1.105	76.87	1:14.903	2

NOT CLASSIFIED

DNF	49		Oli CHAYTOR	Yamaha R6 - PearTree Racing	7	8:05.963	1 Lap	0.000	85.06	1:07.561	2
DNF	78	RMT	Tim FRAMPTON	Suzuki SV650 - K66	7	8:07.039	1 Lap	1.076	84.87	1:08.162	6
DNF	627	RMT	Aaron MONK	Suzuki SV650 - flyaspitfire.co.uk	7	8:07.170	1 Lap	0.131	84.85	1:08.248	6
DNF	24	RMT	Jamie CRAWFORD	Suzuki SV650 -	1	1:28.472	7 Laps	6 Laps	66.75		
DNF	32	R	Jack WILLIAMS	Honda CBR600 -	0						

FASTEST LAP

54	Adam JAMISON	Yamaha R6 - Team AJR	4	1:02.993	93.75 mph	150.87 kph
292	R Tommi CALDWELL	Yamaha YZF-R6 - DART Motorsport	5	1:03.907	92.41 mph	148.72 kph
99	RMT Roger PARKES	Suzuki SV650 - Simply Owners Ltd	5	1:06.351	89.00 mph	143.24 kph

Class - 92.5% of Race Speed = 84.63 mph
 Class R - 92.5% of Race Speed = 83.99 mph
 Class RMT - 92.5% of Race Speed = 80.68 mph

Red Flag (end of session): 11:57

Race Distance: 8 Laps / 13.12 miles
 Silverstone National: 1.6404 miles
 Date: 03/04/2022 Start: 11:48 Finish: 11:57

Weather / Track : Cloudy / Dry

These results are provisional until the conclusion of any judicial and technical matters.

Clerk Of Course :	Stewards :	Timekeeper : Craig Smith
-------------------	------------	--------------------------

Results can be found at www.tsl-timing.com

Printed - 12:03 Sunday, 03 April 2022



BMCRC - MRO Championships 2022 - Rnd 2 @ Silverstone National

Thunderbike Sport & Rookie Minitwins

RACE 7 - LAP CHART

LAP 1 @ 11:49:50.747

NO	BEHIND	LAP TIME
624		1:05.728
84	1.055	1:06.783
25	1.778	1:07.506
292	1.808	1:07.536
58	2.581	1:08.309
54	2.780	1:08.508
69	2.791	1:08.519
43	5.224	1:10.952
75	5.330	1:11.058
99	5.466	1:11.194
48	5.489	1:11.217
81	5.958	1:11.686
117	6.766	1:12.494
72	7.884	1:13.612
78	8.615	1:14.343
627	8.994	1:14.722
139	9.217	1:14.945
91	9.541	1:15.269
33	9.660	1:15.388
49	10.254	1:15.982
61	10.637	1:16.365
191	11.758	1:17.486
130	14.001	1:19.729
152	14.144	1:19.872
45	14.790	1:20.518
90	15.274	1:21.002
52	16.565	1:22.293
24	22.744	1:28.472

LAP 2 @ 11:50:54.425

NO	BEHIND	LAP TIME
624		1:03.678
84	2.145	1:04.768
54	2.536	1:03.434
292	2.725	1:04.595
25	3.459	1:05.359
69	3.849	1:04.736
58	5.101	1:06.198
75	8.382	1:06.730
81	9.548	1:07.268
43	9.835	1:08.289
48	9.933	1:08.122
117	10.305	1:07.217
99	10.872	1:09.084
72	11.776	1:07.570
78	13.711	1:08.774
49	14.137	1:07.561
139	14.525	1:08.986
627	14.967	1:09.651
33	15.363	1:09.381
91	16.600	1:10.737
61	17.041	1:10.082
191	19.845	1:11.765
152	24.741	1:14.275
45	24.763	1:13.651
90	25.457	1:13.861
130	27.254	1:16.931
52	27.790	1:14.903

LAP 3 @ 11:51:58.584

NO	BEHIND	LAP TIME
624		1:04.159

54	1.586	1:03.209
84	2.966	1:04.980
292	3.208	1:04.642
69	3.931	1:04.241
25	4.099	1:04.799
58	6.705	1:05.763
75	10.687	1:06.464
81	11.211	1:05.822
48	11.582	1:05.808
43	12.820	1:07.144
99	13.481	1:06.768
117	14.083	1:07.937
72	14.584	1:06.967
49	17.837	1:07.859
139	19.000	1:08.634
78	19.787	1:10.235
627	20.033	1:09.225
33	20.566	1:09.362
91	23.158	1:10.717
61	23.413	1:10.531
191	26.805	1:11.119
90	33.150	1:11.852
152	33.254	1:12.672
45	34.295	1:13.691
130	37.562	1:14.467
52	38.914	1:15.283

LAP 4 @ 11:53:03.163

NO	BEHIND	LAP TIME
54		1:02.993
624	0.590	1:05.169
292	3.520	1:04.891
84	3.636	1:05.249
69	3.722	1:04.370
25	5.026	1:05.506
58	7.993	1:05.867
81	12.755	1:06.123
75	12.850	1:06.742
48	13.307	1:06.304
43	15.351	1:07.110
99	15.979	1:07.077
117	16.170	1:06.666
72	16.837	1:06.832
49	21.453	1:08.195
139	22.760	1:08.339
627	23.906	1:08.452
78	24.012	1:08.804
33	24.410	1:08.423
91	29.599	1:11.020
61	30.461	1:11.627
191	33.691	1:11.465
90	40.400	1:11.829
152	41.389	1:12.714
45	42.210	1:12.494
130	48.237	1:15.254
52	50.154	1:15.819

LAP 5 @ 11:54:06.568

NO	BEHIND	LAP TIME
54		1:03.405
624	1.778	1:04.593
292	4.022	1:03.907
69	5.533	1:05.216
84	5.906	1:05.675
25	6.802	1:05.181

58	11.124	1:06.536
75	16.001	1:06.556
81	16.312	1:06.962
48	16.979	1:07.077
43	18.502	1:06.556
99	18.925	1:06.351
117	19.130	1:06.365
72	20.698	1:07.266
49	26.700	1:08.652
139	27.694	1:08.339
78	28.795	1:08.188
627	28.978	1:08.477
33	30.219	1:09.214
91	38.911	1:12.717
61	39.889	1:12.833
191	42.905	1:12.619
90	49.451	1:12.456
152	51.410	1:13.426
45	51.954	1:13.149
130	1:01.813	1:16.981
52	1:02.340	1:15.591

LAP 6 @ 11:55:10.688

NO	BEHIND	LAP TIME
54		1:04.120
624	2.191	1:04.533
292	4.432	1:04.530
69	4.691	1:03.278
84	6.445	1:04.659
25	7.483	1:04.801
58	14.756	1:07.752
75	18.327	1:06.446
48	19.176	1:06.317
81	19.349	1:07.157
99	21.753	1:06.948
43	22.048	1:07.666
117	22.865	1:07.855
72	24.558	1:07.980
49	31.468	1:08.888
139	32.235	1:08.661
78	32.837	1:08.162
627	33.106	1:08.248
33	35.485	1:09.386
91	46.324	1:11.533
61	47.421	1:11.652
191	51.817	1:13.032
90	59.752	1:14.421
152	1:01.058	1:13.768
45	1:02.200	1:14.366

LAP 7 @ 11:56:14.823

NO	BEHIND	LAP TIME
54		1:04.135
292	5.424	1:05.127
69	5.665	1:05.109
624	6.064	1:08.008
84	7.801	1:05.491
25	9.613	1:06.265
130	1 Lap	1:16.488
52	1 Lap	1:17.066
58	18.304	1:07.683
75	22.330	1:08.138
48	22.363	1:07.322
81	22.895	1:07.681
99	24.066	1:06.448

43	24.616	1:06.703
117	25.150	1:06.420
72	30.095	1:09.672
139	36.112	1:08.012
49	36.159	1:08.826
78	37.235	1:08.533
627	37.366	1:08.395
33	44.105	1:12.755
91	54.450	1:12.261
61	56.040	1:12.754
191	1:00.831	1:13.149

LAP 8 @ 11:57:21.310

NO	BEHIND	LAP TIME
54		1:06.487

BMCRC - MRO Championships 2022 - Rnd 2 @ Silverstone National

Thunderbike Sport & Rookie Minitwins

RACE 7 - SECTOR ANALYSIS



SECTOR 1 = FL to I1, SECTOR 2 = I1 to FL, DIFF = Difference To Personal Best Lap, P = Crossed Finish Line in Pit Lane, D = Time Disallowed

P1 54 Adam JAMISON		Yamaha R6 - Team AJR				
IDEAL LAP TIME : 1:02.766		BEST LAP TIME : 1:02.993		DIFFERENCE : 0.227		
LAP	SECTOR 1	SECTOR 2	LAP TIME	MPH	DIFF	TIME OF DAY
1 -		26.438	1:08.508	86.20	5.515	11:49:53.527
2 -	36.919	26.515	1:03.434	93.09	0.441	11:50:56.961
3 -	37.294	25.915	1:03.209 (2)	93.43	0.216	11:52:00.170
4 -	36.851	26.142	1:02.993 (1)	93.75		11:53:03.163
5 -	37.231	26.174	1:03.405 (3)	93.14	0.412	11:54:06.568
6 -	37.384	26.736	1:04.120	92.10	1.127	11:55:10.688
7 -	37.548	26.587	1:04.135	92.08	1.142	11:56:14.823
8 -	39.417	27.070	1:06.487	88.82	3.494	11:57:21.310

P2 292 R Tommi CALDWELL		Yamaha YZF-R6 - DART Motorsport				
IDEAL LAP TIME : 1:03.907		BEST LAP TIME : 1:03.907		DIFFERENCE : 0.000		
LAP	SECTOR 1	SECTOR 2	LAP TIME	MPH	DIFF	TIME OF DAY
1 -		27.475	1:07.536	87.44	3.629	11:49:52.555
2 -	37.466	27.129	1:04.595 (3)	91.42	0.688	11:50:57.150
3 -	37.502	27.140	1:04.642	91.35	0.735	11:52:01.792
4 -	37.362	27.529	1:04.891	91.00	0.984	11:53:06.683
5 -	37.200	26.707	1:03.907 (1)	92.41		11:54:10.590
6 -	37.591	26.939	1:04.530 (2)	91.51	0.623	11:55:15.120
7 -	37.481	27.646	1:05.127	90.67	1.220	11:56:20.247

P3 69 Tony RUSSO		Yamaha R6 - Wymark Lubricants				
IDEAL LAP TIME : 1:03.137		BEST LAP TIME : 1:03.278		DIFFERENCE : 0.141		
LAP	SECTOR 1	SECTOR 2	LAP TIME	MPH	DIFF	TIME OF DAY
1 -		27.733	1:08.519	86.18	5.241	11:49:53.538
2 -	37.767	26.969	1:04.736	91.22	1.458	11:50:58.274
3 -	37.269	26.972	1:04.241 (2)	91.92	0.963	11:52:02.515
4 -	36.819	27.551	1:04.370 (3)	91.74	1.092	11:53:06.885
5 -	38.171	27.045	1:05.216	90.55	1.938	11:54:12.101
6 -	36.960	26.318	1:03.278 (1)	93.32		11:55:15.379
7 -	37.137	27.972	1:05.109	90.70	1.831	11:56:20.488

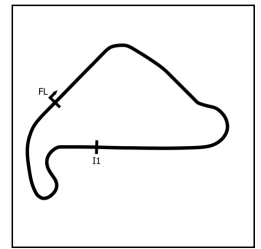
P4 624 Matthew FEDRICK		Yamaha R6 - Matthew Fedrick farriers ltd/ Palmer Race Skool				
IDEAL LAP TIME : 1:03.678		BEST LAP TIME : 1:03.678		DIFFERENCE : 0.000		
LAP	SECTOR 1	SECTOR 2	LAP TIME	MPH	DIFF	TIME OF DAY
1 -		26.524	1:05.728	89.84	2.050	11:49:50.747
2 -	37.388	26.290	1:03.678 (1)	92.74		11:50:54.425
3 -	37.650	26.509	1:04.159 (2)	92.04	0.481	11:51:58.584
4 -	38.426	26.743	1:05.169	90.62	1.491	11:53:03.753
5 -	37.946	26.647	1:04.593	91.42	0.915	11:54:08.346
6 -	37.629	26.904	1:04.533 (3)	91.51	0.855	11:55:12.879
7 -	39.153	28.855	1:08.008	86.83	4.330	11:56:20.887

P5 84 Ricardo BRANCO		Yamaha R6 - IMP Racing				
IDEAL LAP TIME : 1:04.658		BEST LAP TIME : 1:04.659		DIFFERENCE : 0.001		
LAP	SECTOR 1	SECTOR 2	LAP TIME	MPH	DIFF	TIME OF DAY
1 -		27.447	1:06.783	88.42	2.124	11:49:51.802
2 -	37.313	27.455	1:04.768 (2)	91.18	0.109	11:50:56.570
3 -	37.558	27.422	1:04.980 (3)	90.88	0.321	11:52:01.550
4 -	37.465	27.784	1:05.249	90.50	0.590	11:53:06.799
5 -	37.904	27.771	1:05.675	89.92	1.016	11:54:12.474
6 -	37.236	27.423	1:04.659 (1)	91.33		11:55:17.133
7 -	37.583	27.908	1:05.491	90.17	0.832	11:56:22.624

BMCRC - MRO Championships 2022 - Rnd 2 @ Silverstone National

Thunderbike Sport & Rookie Minitwins

RACE 7 - SECTOR ANALYSIS



SECTOR 1 = FL to I1, SECTOR 2 = I1 to FL, DIFF = Difference To Personal Best Lap, P = Crossed Finish Line in Pit Lane, D = Time Disallowed

P6 25		Harrison DAY		Yamaha R6 -		
IDEAL LAP TIME : 1:04.625		BEST LAP TIME : 1:04.799		DIFFERENCE : 0.174		
LAP	SECTOR 1	SECTOR 2	LAP TIME	MPH	DIFF	TIME OF DAY
1 -		27.643	1:07.506	87.48	2.707	11:49:52.525
2 -	37.896	27.463	1:05.359	90.35	0.560	11:50:57.884
3 -	37.410	27.389	1:04.799 (1)	91.13		11:52:02.683
4 -	37.767	27.739	1:05.506	90.15	0.707	11:53:08.189
5 -	37.676	27.505	1:05.181 (3)	90.60	0.382	11:54:13.370
6 -	37.236	27.565	1:04.801 (2)	91.13	0.002	11:55:18.171
7 -	37.689	28.576	1:06.265	89.12	1.466	11:56:24.436

P7 58		Mark LAWSON		Honda CBR - Crawfords metal detectors		
IDEAL LAP TIME : 1:05.192		BEST LAP TIME : 1:05.763		DIFFERENCE : 0.571		
LAP	SECTOR 1	SECTOR 2	LAP TIME	MPH	DIFF	TIME OF DAY
1 -		27.824	1:08.309	86.45	2.546	11:49:53.328
2 -	38.332	27.866	1:06.198 (3)	89.21	0.435	11:50:59.526
3 -	38.458	27.305	1:05.763 (1)	89.80		11:52:05.289
4 -	37.887	27.980	1:05.867 (2)	89.66	0.104	11:53:11.156
5 -	38.446	28.090	1:06.536	88.75	0.773	11:54:17.692
6 -	38.927	28.825	1:07.752	87.16	1.989	11:55:25.444
7 -	39.546	28.137	1:07.683	87.25	1.920	11:56:33.127

P8 75		Stewart MAY		Honda CBR600F3 - Moths in the wallet		
IDEAL LAP TIME : 1:05.897		BEST LAP TIME : 1:06.446		DIFFERENCE : 0.549		
LAP	SECTOR 1	SECTOR 2	LAP TIME	MPH	DIFF	TIME OF DAY
1 -		29.061	1:11.058	83.10	4.612	11:49:56.077
2 -	39.165	27.565	1:06.730	88.50	0.284	11:51:02.807
3 -	38.827	27.637	1:06.464 (2)	88.85	0.018	11:52:09.271
4 -	39.018	27.724	1:06.742	88.48	0.296	11:53:16.013
5 -	38.488	28.068	1:06.556 (3)	88.73	0.110	11:54:22.569
6 -	38.332	28.114	1:06.446 (1)	88.87		11:55:29.015
7 -	39.608	28.530	1:08.138	86.67	1.692	11:56:37.153

P9 48		Shaun WALLIS		Yamaha R6 - MBC Despatch Racing		
IDEAL LAP TIME : 1:05.808		BEST LAP TIME : 1:05.808		DIFFERENCE : 0.000		
LAP	SECTOR 1	SECTOR 2	LAP TIME	MPH	DIFF	TIME OF DAY
1 -		28.853	1:11.217	82.92	5.409	11:49:56.236
2 -	39.614	28.508	1:08.122	86.69	2.314	11:51:04.358
3 -	38.165	27.643	1:05.808 (1)	89.74		11:52:10.166
4 -	38.416	27.888	1:06.304 (2)	89.06	0.496	11:53:16.470
5 -	39.267	27.810	1:07.077	88.04	1.269	11:54:23.547
6 -	38.401	27.916	1:06.317 (3)	89.05	0.509	11:55:29.864
7 -	38.688	28.634	1:07.322	87.72	1.514	11:56:37.186

P10 81		Malvern MAY		Honda CBR600RR - IMP racing		
IDEAL LAP TIME : 1:05.822		BEST LAP TIME : 1:05.822		DIFFERENCE : 0.000		
LAP	SECTOR 1	SECTOR 2	LAP TIME	MPH	DIFF	TIME OF DAY
1 -		28.891	1:11.686	82.38	5.864	11:49:56.705
2 -	38.974	28.294	1:07.268	87.79	1.446	11:51:03.973
3 -	38.186	27.636	1:05.822 (1)	89.72		11:52:09.795
4 -	38.270	27.853	1:06.123 (2)	89.31	0.301	11:53:15.918
5 -	38.344	28.618	1:06.962 (3)	88.19	1.140	11:54:22.880
6 -	38.767	28.390	1:07.157	87.93	1.335	11:55:30.037
7 -	39.263	28.418	1:07.681	87.25	1.859	11:56:37.718

BMCRC - MRO Championships 2022 - Rnd 2 @ Silverstone National

Thunderbike Sport & Rookie Minitwins

RACE 7 - SECTOR ANALYSIS



SECTOR 1 = FL to I1, SECTOR 2 = I1 to FL, DIFF = Difference To Personal Best Lap, P = Crossed Finish Line in Pit Lane, D = Time Disallowed

P11 99 RMT		Roger PARKES		Suzuki SV650 - Simply Owners Ltd			
IDEAL LAP TIME : 1:06.290		BEST LAP TIME : 1:06.351		DIFFERENCE : 0.061			
LAP	SECTOR 1	SECTOR 2	LAP TIME	MPH	DIFF	TIME OF DAY	
1 -		29.128	1:11.194	82.95	4.843	11:49:56.213	
2 -	40.248	28.836	1:09.084	85.48	2.733	11:51:05.297	
3 -	38.967	27.801	1:06.768 (3)	88.45	0.417	11:52:12.065	
4 -	38.935	28.142	1:07.077	88.04	0.726	11:53:19.142	
5 -	38.906	27.445	1:06.351 (1)	89.00		11:54:25.493	
6 -	39.128	27.820	1:06.948	88.21	0.597	11:55:32.441	
7 -	39.064	27.384	1:06.448 (2)	88.87	0.097	11:56:38.889	

P12 43		Colin WALKEY		Kawasaki ZX6R G2 - ELP Racing			
IDEAL LAP TIME : 1:06.455		BEST LAP TIME : 1:06.556		DIFFERENCE : 0.101			
LAP	SECTOR 1	SECTOR 2	LAP TIME	MPH	DIFF	TIME OF DAY	
1 -		29.193	1:10.952	83.23	4.396	11:49:55.971	
2 -	39.909	28.380	1:08.289	86.48	1.733	11:51:04.260	
3 -	38.928	28.216	1:07.144	87.95	0.588	11:52:11.404	
4 -	38.791	28.319	1:07.110 (3)	87.99	0.554	11:53:18.514	
5 -	38.405	28.151	1:06.556 (1)	88.73		11:54:25.070	
6 -	39.213	28.453	1:07.666	87.27	1.110	11:55:32.736	
7 -	38.653	28.050	1:06.703 (2)	88.53	0.147	11:56:39.439	

P13 117 RMT		Brandon WRIGHT		Suzuki SV650 - OneEliquids.com			
IDEAL LAP TIME : 1:05.788		BEST LAP TIME : 1:06.365		DIFFERENCE : 0.577			
LAP	SECTOR 1	SECTOR 2	LAP TIME	MPH	DIFF	TIME OF DAY	
1 -		29.668	1:12.494	81.46	6.129	11:49:57.513	
2 -	39.047	28.170	1:07.217	87.85	0.852	11:51:04.730	
3 -	39.270	28.667	1:07.937	86.92	1.572	11:52:12.667	
4 -	38.849	27.817	1:06.666 (3)	88.58	0.301	11:53:19.333	
5 -	39.210	27.155	1:06.365 (1)	88.98		11:54:25.698	
6 -	40.752	27.103	1:07.855	87.03	1.490	11:55:33.553	
7 -	38.685	27.735	1:06.420 (2)	88.91	0.055	11:56:39.973	

P14 72 R		Luke LAWSON		Yamaha R6 - Bloom Valley Ltd - Farm Shop & Event Catering			
IDEAL LAP TIME : 1:06.515		BEST LAP TIME : 1:06.832		DIFFERENCE : 0.317			
LAP	SECTOR 1	SECTOR 2	LAP TIME	MPH	DIFF	TIME OF DAY	
1 -		29.776	1:13.612	80.22	6.780	11:49:58.631	
2 -	39.370	28.200	1:07.570	87.40	0.738	11:51:06.201	
3 -	38.338	28.629	1:06.967 (2)	88.18	0.135	11:52:13.168	
4 -	38.655	28.177	1:06.832 (1)	88.36		11:53:20.000	
5 -	38.972	28.294	1:07.266 (3)	87.79	0.434	11:54:27.266	
6 -	39.463	28.517	1:07.980	86.87	1.148	11:55:35.246	
7 -	40.681	28.991	1:09.672	84.76	2.840	11:56:44.918	

P15 139		Rob MARLEY		Honda CBR600F3 - PearTree Racing			
IDEAL LAP TIME : 1:07.900		BEST LAP TIME : 1:08.012		DIFFERENCE : 0.112			
LAP	SECTOR 1	SECTOR 2	LAP TIME	MPH	DIFF	TIME OF DAY	
1 -		31.672	1:14.945	78.79	6.933	11:49:59.964	
2 -	39.601	29.385	1:08.986	85.60	0.974	11:51:08.950	
3 -	39.750	28.884	1:08.634	86.04	0.622	11:52:17.584	
4 -	39.048	29.291	1:08.339 (2)	86.41	0.327	11:53:25.923	
5 -	39.354	28.985	1:08.339 (2)	86.41	0.327	11:54:34.262	
6 -	39.136	29.525	1:08.661	86.01	0.649	11:55:42.923	
7 -	39.016	28.996	1:08.012 (1)	86.83		11:56:50.935	

BMCRC - MRO Championships 2022 - Rnd 2 @ Silverstone National

Thunderbike Sport & Rookie Minitwins

RACE 7 - SECTOR ANALYSIS



SECTOR 1 = FL to I1, SECTOR 2 = I1 to FL, DIFF = Difference To Personal Best Lap, P = Crossed Finish Line in Pit Lane, D = Time Disallowed

P16 33 RMT Luke BLACKFORD			Suzuki SV650 - Tyres4bikes			
IDEAL LAP TIME : 1:08.423		BEST LAP TIME : 1:08.423		DIFFERENCE : 0.000		
LAP	SECTOR 1	SECTOR 2	LAP TIME	MPH	DIFF	TIME OF DAY
1 -		30.063	1:15.388	78.33	6.965	11:50:00.407
2 -	40.859	28.522	1:09.381	85.11	0.958	11:51:09.788
3 -	40.822	28.540	1:09.362 (3)	85.14	0.939	11:52:19.150
4 -	40.146	28.277	1:08.423 (1)	86.31		11:53:27.573
5 -	40.619	28.595	1:09.214 (2)	85.32	0.791	11:54:36.787
6 -	41.027	28.359	1:09.386	85.11	0.963	11:55:46.173
7 -	42.540	30.215	1:12.755	81.17	4.332	11:56:58.928

P17 91 RMT Ben WEST			Suzuki SV650 - RV2 power			
IDEAL LAP TIME : 1:10.539		BEST LAP TIME : 1:10.717		DIFFERENCE : 0.178		
LAP	SECTOR 1	SECTOR 2	LAP TIME	MPH	DIFF	TIME OF DAY
1 -		30.310	1:15.269	78.46	4.552	11:50:00.288
2 -	41.497	29.240	1:10.737 (2)	83.48	0.020	11:51:11.025
3 -	41.299	29.418	1:10.717 (1)	83.51		11:52:21.742
4 -	41.317	29.703	1:11.020 (3)	83.15	0.303	11:53:32.762
5 -	42.480	30.237	1:12.717	81.21	2.000	11:54:45.479
6 -	41.738	29.795	1:11.533	82.55	0.816	11:55:57.012
7 -	42.693	29.568	1:12.261	81.72	1.544	11:57:09.273

P18 61 RMT Nick HOLMES			Suzuki SV650 -			
IDEAL LAP TIME : 1:09.616		BEST LAP TIME : 1:10.082		DIFFERENCE : 0.466		
LAP	SECTOR 1	SECTOR 2	LAP TIME	MPH	DIFF	TIME OF DAY
1 -		31.139	1:16.365	77.33	6.283	11:50:01.384
2 -	41.315	28.767	1:10.082 (1)	84.26		11:51:11.466
3 -	40.849	29.682	1:10.531 (2)	83.73	0.449	11:52:21.997
4 -	41.166	30.461	1:11.627 (3)	82.45	1.545	11:53:33.624
5 -	43.368	29.465	1:12.833	81.08	2.751	11:54:46.457
6 -	42.119	29.533	1:11.652	82.42	1.570	11:55:58.109
7 -	43.216	29.538	1:12.754	81.17	2.672	11:57:10.863

P19 191 RMT Justin GRACE			Suzuki SV650 - G-Race Motorsports			
IDEAL LAP TIME : 1:11.030		BEST LAP TIME : 1:11.119		DIFFERENCE : 0.089		
LAP	SECTOR 1	SECTOR 2	LAP TIME	MPH	DIFF	TIME OF DAY
1 -		30.610	1:17.486	76.21	6.367	11:50:02.505
2 -	42.102	29.663	1:11.765 (3)	82.29	0.646	11:51:14.270
3 -	41.653	29.466	1:11.119 (1)	83.03		11:52:25.389
4 -	42.088	29.377	1:11.465 (2)	82.63	0.346	11:53:36.854
5 -	42.829	29.790	1:12.619	81.32	1.500	11:54:49.473
6 -	42.696	30.336	1:13.032	80.86	1.913	11:56:02.505
7 -	42.717	30.432	1:13.149	80.73	2.030	11:57:15.654

P20 90 R Marco STRILLOZZI			Yamaha R6 - KLUAPP.COM			
IDEAL LAP TIME : 1:11.757		BEST LAP TIME : 1:11.829		DIFFERENCE : 0.072		
LAP	SECTOR 1	SECTOR 2	LAP TIME	MPH	DIFF	TIME OF DAY
1 -		32.219	1:21.002	72.90	9.173	11:50:06.021
2 -	43.041	30.820	1:13.861	79.95	2.032	11:51:19.882
3 -	41.728	30.124	1:11.852 (2)	82.19	0.023	11:52:31.734
4 -	41.633	30.196	1:11.829 (1)	82.21		11:53:43.563
5 -	41.906	30.550	1:12.456 (3)	81.50	0.627	11:54:56.019
6 -	42.268	32.153	1:14.421	79.35	2.592	11:56:10.440

BMCRC - MRO Championships 2022 - Rnd 2 @ Silverstone National

Thunderbike Sport & Rookie Minitwins

RACE 7 - SECTOR ANALYSIS



SECTOR 1 = FL to I1, SECTOR 2 = I1 to FL, DIFF = Difference To Personal Best Lap, P = Crossed Finish Line in Pit Lane, D = Time Disallowed

P21 152 RMT		Samuel DOWNES		Suzuki SV650 -		
IDEAL LAP TIME : 1:12.344		BEST LAP TIME : 1:12.672		DIFFERENCE : 0.328		
LAP	SECTOR 1	SECTOR 2	LAP TIME	MPH	DIFF	TIME OF DAY
1 -		31.701	1:19.872	73.93	7.200	11:50:04.891
2 -	43.192	31.083	1:14.275	79.51	1.603	11:51:19.166
3 -	42.216	30.456	1:12.672 (1)	81.26		11:52:31.838
4 -	42.586	30.128	1:12.714 (2)	81.21	0.042	11:53:44.552
5 -	42.603	30.823	1:13.426 (3)	80.43	0.754	11:54:57.978
6 -	43.024	30.744	1:13.768	80.05	1.096	11:56:11.746

P22 45 RMT		Terence QUINCE		Suzuki SV650 - MotoQuincini / CHQ Racing		
IDEAL LAP TIME : 1:12.494		BEST LAP TIME : 1:12.494		DIFFERENCE : 0.000		
LAP	SECTOR 1	SECTOR 2	LAP TIME	MPH	DIFF	TIME OF DAY
1 -		32.248	1:20.518	73.34	8.024	11:50:05.537
2 -	42.555	31.096	1:13.651 (3)	80.18	1.157	11:51:19.188
3 -	42.657	31.034	1:13.691	80.14	1.197	11:52:32.879
4 -	42.041	30.453	1:12.494 (1)	81.46		11:53:45.373
5 -	42.392	30.757	1:13.149 (2)	80.73	0.655	11:54:58.522
6 -	42.713	31.653	1:14.366	79.41	1.872	11:56:12.888

P23 130 RMT		Vince JONES		Suzuki SV650 - Centurion Electrical		
IDEAL LAP TIME : 1:14.425		BEST LAP TIME : 1:14.467		DIFFERENCE : 0.042		
LAP	SECTOR 1	SECTOR 2	LAP TIME	MPH	DIFF	TIME OF DAY
1 -		31.834	1:19.729	74.07	5.262	11:50:04.748
2 -	44.625	32.306	1:16.931	76.76	2.464	11:51:21.679
3 -	42.941	31.526	1:14.467 (1)	79.30		11:52:36.146
4 -	43.770	31.484	1:15.254 (2)	78.47	0.787	11:53:51.400
5 -	44.863	32.118	1:16.981	76.71	2.514	11:55:08.381
6 -	44.463	32.025	1:16.488 (3)	77.21	2.021	11:56:24.869

P24 52 RMT		Stephen BAYLEY		Suzuki SV650 - Mander Organ Builders Racing		
IDEAL LAP TIME : 1:14.201		BEST LAP TIME : 1:14.903		DIFFERENCE : 0.702		
LAP	SECTOR 1	SECTOR 2	LAP TIME	MPH	DIFF	TIME OF DAY
1 -		34.008	1:22.293	71.76	7.390	11:50:07.312
2 -	43.098	31.805	1:14.903 (1)	78.84		11:51:22.215
3 -	44.180	31.103	1:15.283 (2)	78.44	0.380	11:52:37.498
4 -	43.907	31.912	1:15.819	77.89	0.916	11:53:53.317
5 -	43.746	31.845	1:15.591 (3)	78.12	0.688	11:55:08.908
6 -	45.032	32.034	1:17.066	76.63	2.163	11:56:25.974

P25 49		Oli CHAYTOR		Yamaha R6 - PearTree Racing		
IDEAL LAP TIME : 1:07.393		BEST LAP TIME : 1:07.561		DIFFERENCE : 0.168		
LAP	SECTOR 1	SECTOR 2	LAP TIME	MPH	DIFF	TIME OF DAY
1 -		32.809	1:15.982	77.72	8.421	11:50:01.001
2 -	38.819	28.742	1:07.561 (1)	87.41		11:51:08.562
3 -	39.285	28.574	1:07.859 (2)	87.02	0.298	11:52:16.421
4 -	39.160	29.035	1:08.195 (3)	86.59	0.634	11:53:24.616
5 -	39.384	29.268	1:08.652	86.02	1.091	11:54:33.268
6 -	39.501	29.387	1:08.888	85.72	1.327	11:55:42.156
7 -	40.083	28.743	1:08.826	85.80	1.265	11:56:50.982

BMCRC - MRO Championships 2022 - Rnd 2 @ Silverstone National

Thunderbike Sport & Rookie Minitwins

RACE 7 - SECTOR ANALYSIS



SECTOR 1 = FL to I1, SECTOR 2 = I1 to FL, DIFF = Difference To Personal Best Lap, P = Crossed Finish Line in Pit Lane, D = Time Disallowed

P26		78 RMT		Tim FRAMPTON		Suzuki SV650 - K66	
IDEAL LAP TIME : 1:08.065		BEST LAP TIME : 1:08.162		DIFFERENCE : 0.097			
LAP	SECTOR 1	SECTOR 2	LAP TIME	MPH	DIFF	TIME OF DAY	
1 -		30.219	1:14.343	79.43	6.181	11:49:59.362	
2 -	40.166	28.608	1:08.774	85.87	0.612	11:51:08.136	
3 -	41.289	28.946	1:10.235	84.08	2.073	11:52:18.371	
4 -	39.713	29.091	1:08.804	85.83	0.642	11:53:27.175	
5 -	39.686	28.502	1:08.188 (2)	86.60	0.026	11:54:35.363	
6 -	39.783	28.379	1:08.162 (1)	86.64		11:55:43.525	
7 -	40.019	28.514	1:08.533 (3)	86.17	0.371	11:56:52.058	

P27		627 RMT		Aaron MONK		Suzuki SV650 - flyaspitfire.co.uk	
IDEAL LAP TIME : 1:08.232		BEST LAP TIME : 1:08.248		DIFFERENCE : 0.016			
LAP	SECTOR 1	SECTOR 2	LAP TIME	MPH	DIFF	TIME OF DAY	
1 -		30.298	1:14.722	79.03	6.474	11:49:59.741	
2 -	40.631	29.020	1:09.651	84.78	1.403	11:51:09.392	
3 -	40.237	28.988	1:09.225	85.31	0.977	11:52:18.617	
4 -	39.908	28.544	1:08.452 (3)	86.27	0.204	11:53:27.069	
5 -	40.004	28.473	1:08.477	86.24	0.229	11:54:35.546	
6 -	39.924	28.324	1:08.248 (1)	86.53		11:55:43.794	
7 -	39.976	28.419	1:08.395 (2)	86.34	0.147	11:56:52.189	

P28		24 RMT		Jamie CRAWFORD		Suzuki SV650 -	
IDEAL LAP TIME : 1:25.373		BEST LAP TIME :		DIFFERENCE :			
LAP	SECTOR 1	SECTOR 2	LAP TIME	MPH	DIFF	TIME OF DAY	
1 -		36.142	1:28.472	66.75		11:50:13.491	

BMCRC - MRO Championships 2022 - Rnd 2 @ Silverstone National

Thunderbike Sport & Rookie Minitwins

RACE 7 - BEST SECTORS

SECTOR 1			SECTOR 2			IDEAL / BEST COMPARISON						
POS	NO	NAME	TIME	NO	NAME	TIME	POS	NO	NAME	IDEAL	BEST	DIFF
									PERFECT LAP	1:02.734		
1	69	RUSSO	36.819	54	JAMISON	25.915	1	54	JAMISON	1:02.766	1:02.993	0.227
2	54	JAMISON	36.851	624	FEDRICK	26.290	2	69	RUSSO	1:03.137	1:03.278	0.141
3	292	CALDWELL	37.200	69	RUSSO	26.318	3	624	FEDRICK	1:03.678	1:03.678	0.000
4	84	BRANCO	37.236	292	CALDWELL	26.707	4	292	CALDWELL	1:03.907	1:03.907	0.000
5	25	DAY	37.236	117	WRIGHT	27.103	5	25	DAY	1:04.625	1:04.799	0.174
6	624	FEDRICK	37.388	58	LAWSON	27.305	6	84	BRANCO	1:04.658	1:04.659	0.001
7	58	LAWSON	37.887	99	PARKES	27.384	7	58	LAWSON	1:05.192	1:05.763	0.571
8	48	WALLIS	38.165	25	DAY	27.389	8	117	WRIGHT	1:05.788	1:06.365	0.577
9	81	MAY	38.186	84	BRANCO	27.422	9	48	WALLIS	1:05.808	1:05.808	0.000
10	75	MAY	38.332	75	MAY	27.565	10	81	MAY	1:05.822	1:05.822	0.000
11	72	LAWSON	38.338	81	MAY	27.636	11	75	MAY	1:05.897	1:06.446	0.549
12	43	WALKEY	38.405	48	WALLIS	27.643	12	99	PARKES	1:06.290	1:06.351	0.061
13	117	WRIGHT	38.685	43	WALKEY	28.050	13	43	WALKEY	1:06.455	1:06.556	0.101
14	49	CHAYTOR	38.819	72	LAWSON	28.177	14	72	LAWSON	1:06.515	1:06.832	0.317
15	99	PARKES	38.906	33	BLACKFORD	28.277	15	49	CHAYTOR	1:07.393	1:07.561	0.168
16	139	MARLEY	39.016	627	MONK	28.324	16	139	MARLEY	1:07.900	1:08.012	0.112
17	78	FRAMPTON	39.686	78	FRAMPTON	28.379	17	78	FRAMPTON	1:08.065	1:08.162	0.097
18	627	MONK	39.908	49	CHAYTOR	28.574	18	627	MONK	1:08.232	1:08.248	0.016
19	33	BLACKFORD	40.146	61	HOLMES	28.767	19	33	BLACKFORD	1:08.423	1:08.423	0.000
20	61	HOLMES	40.849	139	MARLEY	28.884	20	61	HOLMES	1:09.616	1:10.082	0.466
21	91	WEST	41.299	91	WEST	29.240	21	91	WEST	1:10.539	1:10.717	0.178
22	90	STRILLOZZI	41.633	191	GRACE	29.377	22	191	GRACE	1:11.030	1:11.119	0.089
23	191	GRACE	41.653	90	STRILLOZZI	30.124	23	90	STRILLOZZI	1:11.757	1:11.829	0.072
24	45	QUINCE	42.041	152	DOWNES	30.128	24	152	DOWNES	1:12.344	1:12.672	0.328
25	152	DOWNES	42.216	45	QUINCE	30.453	25	45	QUINCE	1:12.494	1:12.494	0.000
26	130	JONES	42.941	52	BAYLEY	31.103	26	52	BAYLEY	1:14.201	1:14.903	0.702
27	52	BAYLEY	43.098	130	JONES	31.484	27	130	JONES	1:14.425	1:14.467	0.042
28	24	CRAWFORD	49.231	24	CRAWFORD	36.142	28	24	CRAWFORD	1:25.373		
29												

BMCRC - MRO Championships 2022 - Rnd 2 @ Silverstone National

Thunderbike Sport & Rookie Minitwins

RACE 7 - STATISTICS

Competitors Started	29
Planned Start	2022-04-03 @ 11:20:00.000
Actual Start	2022-04-03 @ 11:48:45.018
Finish Time	2022-04-03 @ 11:57:21.309
Track Length	1.6404mi.
Total Laps	186
Total Distance Covered	305.1262mi.

Session Fastest Lap History

NO	CL	NAME	LAP TIME	TIME OF DAY	LAP	VEHICLE
624		Matthew FEDRICK	1:03.678	11:50:54.429	2	Yamaha R6
54		Adam JAMISON	1:03.434	11:50:56.956	2	Yamaha R6
54		Adam JAMISON	1:03.209	11:52:00.166	3	Yamaha R6
54		Adam JAMISON	1:02.993	11:53:03.159	4	Yamaha R6

Session Leader History

NO	CL	NAME	FROM LAP	LAPS LED	DISTANCE	VEHICLE
624		Matthew FEDRICK	1	3	4.92 miles	Yamaha R6
54		Adam JAMISON	4	5	8.20 miles	Yamaha R6

Flag History

TYPE	TIME OF DAY
GREEN	11:48:45.018
FINISH	11:57:21.309

Flag Statistics

TYPE	COUNT	TOTAL LAPS	TOTAL TIME
Green	1	8	10:15.644
Red	0	0	0.000
Safety Car	0	0	0.000
FCY	0	0	0.000

BMCRC - MRO Championships 2022 - Rnd 2 @ Silverstone National

Thunderbike Sport & Rookie Minitwins

RACE 7 - STATISTICS

CLASS :

12 Starters

Fastest Lap History

NO	NAME	LAP TIME	TIME OF DAY	LAP	VEHICLE
624	Matthew FEDRICK	1:03.678	11:50:54.429	2	Yamaha R6
54	Adam JAMISON	1:03.434	11:50:56.956	2	Yamaha R6
54	Adam JAMISON	1:03.209	11:52:00.166	3	Yamaha R6
54	Adam JAMISON	1:02.993	11:53:03.159	4	Yamaha R6

Leader History

NO	NAME	FROM LAP	LAPS LED	DISTANCE	VEHICLE
624	Matthew FEDRICK	1	3	4.92 miles	Yamaha R6
54	Adam JAMISON	4	5	8.20 miles	Yamaha R6

BMCRC - MRO Championships 2022 - Rnd 2 @ Silverstone National

Thunderbike Sport & Rookie Minitwins

RACE 7 - STATISTICS

CLASS : R

4 Starters

Fastest Lap History

NO	NAME	LAP TIME	TIME OF DAY	LAP	VEHICLE
292	Tommi CALDWELL	1:04.595	11:50:57.142	2	Yamaha YZF-R6
292	Tommi CALDWELL	1:03.907	11:54:10.581	5	Yamaha YZF-R6

Leader History

NO	NAME	FROM LAP	LAPS LED	DISTANCE	VEHICLE
292	Tommi CALDWELL	1	7	11.48 miles	Yamaha YZF-R6

BMCRC - MRO Championships 2022 - Rnd 2 @ Silverstone National

Thunderbike Sport & Rookie Minitwins

RACE 7 - STATISTICS

CLASS : RMT

13 Starters

Fastest Lap History

NO	NAME	LAP TIME	TIME OF DAY	LAP	VEHICLE
117	Brandon WRIGHT	1:07.217	11:51:04.724	2	Suzuki SV650
99	Roger PARKES	1:06.768	11:52:12.058	3	Suzuki SV650
117	Brandon WRIGHT	1:06.666	11:53:19.328	4	Suzuki SV650
99	Roger PARKES	1:06.351	11:54:25.484	5	Suzuki SV650

Leader History

NO	NAME	FROM LAP	LAPS LED	DISTANCE	VEHICLE
99	Roger PARKES	1	1	1.64 miles	Suzuki SV650
117	Brandon WRIGHT	2	1	1.64 miles	Suzuki SV650
99	Roger PARKES	3	5	8.20 miles	Suzuki SV650

BMCRC - MRO Championships 2022 - Rnd 2 @ Silverstone National



Thunderbike Sport & Rookie Minitwins

RACE 17 - GRID (8 Laps)

ROW 11		32	62 James KING	31	65 Ian SOILLEUX			
ROW 10	30	28 David SPENCER	29	24 Jamie CRAWFORD	28	52 Stephen BAYLEY	1:14.903	
ROW 9		27	130 Vince JONES	26	152 Samuel DOWNES	25	45 Terence QUINCE	1:14.467 1:12.672 1:12.494
ROW 8	24	90 Marco STRILLOZZI	23	191 Justin GRACE	22	91 Ben WEST	1:11.829 1:11.119 1:10.717	
ROW 7		21	61 Nick HOLMES	20	33 Luke BLACKFORD	19	627 Aaron MONK	1:10.082 1:08.423 1:08.248
ROW 6	18	78 Tim FRAMPTON	17	139 Rob MARLEY	16	49 Oli CHAYTOR	1:08.162 1:08.012 1:07.561	
ROW 5		15	72 Luke LAWSON	14	43 Colin WALKEY	13	75 Stewart MAY	1:06.832 1:06.556 1:06.446
ROW 4	12	117 Brandon WRIGHT	11	32 Jack WILLIAMS	10	99 Roger PARKES	1:06.365 1:06.351	
ROW 3		9	81 Malvern MAY	8	48 Shaun WALLIS	7	58 Mark LAWSON	1:05.822 1:05.808 1:05.763
ROW 2	6	25 Harrison DAY	5	84 Ricardo BRANCO	4	292 Tommi CALDWELL	1:04.799 1:04.659 1:03.907	
ROW 1		3	624 Matthew FEDRICK	2	69 Tony RUSSO	1	54 Adam JAMISON	1:03.678 1:03.278 1:02.993
							Pole	

Silverstone National: 1.6404 miles

These results are provisional until the conclusion of any judicial and technical matters.

Clerk Of Course :	Stewards :	Timekeeper : Craig Smith
-------------------	------------	--------------------------

Results can be found at www.tsl-timing.com

Printed - 12:05 Sunday, 03 April 2022



BMCRC - MRO Championships 2022 - Rnd 2 @ Silverstone National

Thunderbike Sport & Rookie Minitwins

RACE 17 - CLASSIFICATION

POS	NO	CL	PIC NAME	ENTRY	LAPS	TIME	GAP	DIFF	MPH	BEST	ON
1	54		1 Adam JAMISON	Yamaha R6 - Team AJR	8	8:29.427			92.74	1:03.019	5
2	624		2 Matthew FEDRICK	Yamaha R6 - Matthew Fedrick farriers ltd/ Palmer R	8	8:30.298	0.871	0.871	92.58	1:03.194	8
3	84		3 Ricardo BRANCO	Yamaha R6 - IMP Racing	8	8:40.251	10.824	9.953	90.81	1:04.399	4
4	292	R	1 Tommi CALDWELL	Yamaha YZF-R6 - DART Motorsport	8	8:43.651	14.224	3.400	90.22	1:04.231	6
5	48		4 Shaun WALLIS	Yamaha R6 - MBC Despatch Racing	8	8:45.755	16.328	2.104	89.86	1:04.494	6
6	81		5 Malvern MAY	Honda CBR600RR - IMP racing	8	8:50.399	20.972	4.644	89.07	1:05.316	4
7	58		6 Mark LAWSON	Honda CBR - Crawfords metal detectors	8	8:52.694	23.267	2.295	88.69	1:05.659	7
8	75		7 Stewart MAY	Honda CBR600F3 - Moths in the wallet	8	8:57.003	27.576	4.309	87.97	1:05.936	8
9	43		8 Colin WALKLEY	Kawasaki ZX6R G2 - ELP Racing	8	9:03.184	33.757	6.181	86.97	1:06.859	5
10	117	RMT	1 Brandon WRIGHT	Suzuki SV650 - OneElíquids.com	8	9:03.618	34.191	0.434	86.90	1:05.814	6
11	99	RMT	2 Roger PARKES	Suzuki SV650 - Simply Owners Ltd	8	9:03.681	34.254	0.063	86.89	1:07.037	4
12	72	R	2 Luke LAWSON	Yamaha R6 - Bloom Valley Ltd - Farm Shop & Event	8	9:03.913	34.486	0.232	86.86	1:06.001	8
13	139		9 Rob MARLEY	Honda CBR600F3 - PearTree Racing	8	9:14.631	45.204	10.718	85.18	1:08.310	5
14	33	RMT	3 Luke BLACKFORD	Suzuki SV650 - Tyres4bikes	8	9:23.454	54.027	8.823	83.84	1:08.738	8
15	91	RMT	4 Ben WEST	Suzuki SV650 - RV2 power	8	9:23.721	54.294	0.267	83.80	1:08.709	8
16	61	RMT	5 Nick HOLMES	Suzuki SV650 -	8	9:24.194	54.767	0.473	83.73	1:08.671	8
17	627	RMT	6 Aaron MONK	Suzuki SV650 - flyaspitfire.co.uk	8	9:24.360	54.933	0.166	83.71	1:08.594	8
18	90	R	3 Marco STRILLOZZI	Yamaha R6 - KLUAPP.COM	8	9:27.170	57.743	2.810	83.30	1:08.694	8
19	191	RMT	7 Justin GRACE	Suzuki SV650 - G-Race Motorsports	8	9:27.308	57.881	0.138	83.27	1:08.513	8
20	45	RMT	8 Terence QUINCE	Suzuki SV650 - MotoQuincini / CHQ Racing	7	8:32.196	1 Lap	1 Lap	80.71	1:11.051	7
21	152	RMT	9 Samuel DOWNES	Suzuki SV650 -	7	8:38.276	1 Lap	6.080	79.76	1:11.708	4
22	130	RMT	10 Vince JONES	Suzuki SV650 - Centurion Electrical	7	8:48.896	1 Lap	10.620	78.16	1:13.816	7

NOT CLASSIFIED

DNF	69		Tony RUSSO	Yamaha R6 - Wymark Lubricants	0						
DNF	25		Harrison DAY	Yamaha R6 -	0						

FASTEST LAP

54			Adam JAMISON	Yamaha R6 - Team AJR	5	1:03.019		93.71 mph	150.81 kph
292	R		Tommi CALDWELL	Yamaha YZF-R6 - DART Motorsport	6	1:04.231		91.94 mph	147.96 kph
117	RMT		Brandon WRIGHT	Suzuki SV650 - OneElíquids.com	6	1:05.814		89.73 mph	144.41 kph

Class - 92.5% of Race Speed = 85.78 mph
 Class R - 92.5% of Race Speed = 83.45 mph
 Class RMT - 92.5% of Race Speed = 80.38 mph

Weather / Track : Cloudy / Dry

These results are provisional until the conclusion of any judicial and technical matters.

Race Distance: 8 Laps / 13.12 miles

Silverstone National: 1.6404 miles

Date: 03/04/2022 Start: 15:12 Finish: 15:20

Clerk Of Course :	Stewards :	Timekeeper : Craig Smith
-------------------	------------	--------------------------

Results can be found at www.tsl-timing.com

Printed - 15:22 Sunday, 03 April 2022



BMCRC - MRO Championships 2022 - Rnd 2 @ Silverstone National

Thunderbike Sport & Rookie Minitwins

RACE 17 - LAP CHART

LAP 1 @ 15:13:30.908

NO	BEHIND	LAP TIME
624		1:05.900
54	0.484	1:06.384
84	1.260	1:07.160
58	3.430	1:09.330
292	4.307	1:10.207
48	4.635	1:10.535
81	5.017	1:10.917
99	5.292	1:11.192
72	5.442	1:11.342
43	6.420	1:12.320
75	6.548	1:12.448
117	7.049	1:12.949
139	7.926	1:13.826
91	9.346	1:15.246
61	9.976	1:15.876
627	10.099	1:15.999
33	10.532	1:16.432
90	10.966	1:16.866
191	11.252	1:17.152
45	13.314	1:19.214
130	14.713	1:20.613
152	15.915	1:21.815

LAP 2 @ 15:14:34.720

NO	BEHIND	LAP TIME
624		1:03.812
54	0.172	1:03.500
84	2.153	1:04.705
58	6.202	1:06.584
292	6.299	1:05.804
48	6.397	1:05.574
81	6.964	1:05.759
72	8.797	1:07.167
99	9.217	1:07.737
75	9.546	1:06.810
43	10.806	1:08.198
117	11.140	1:07.903
139	12.572	1:08.458
91	15.904	1:10.370
61	16.767	1:10.603
33	16.927	1:10.207
627	18.237	1:11.950
191	18.452	1:11.012
90	19.145	1:11.991
45	22.354	1:12.852
152	25.310	1:13.207
130	26.794	1:15.893

LAP 3 @ 15:15:38.087

NO	BEHIND	LAP TIME
54		1:03.195
624	0.301	1:03.668
84	3.525	1:04.739
292	8.633	1:05.701
48	8.758	1:05.728
58	9.717	1:06.882
81	10.035	1:06.438
75	13.064	1:06.885
99	13.573	1:07.723
43	15.095	1:07.656
72	15.915	1:10.485
117	16.605	1:08.832

139	18.322	1:09.117
91	23.174	1:10.637
33	23.808	1:10.248
61	23.997	1:10.597
627	25.142	1:10.272
90	26.312	1:10.534
191	26.762	1:11.677
45	31.350	1:12.363
152	35.146	1:13.203
130	37.848	1:14.421

LAP 4 @ 15:16:41.876

NO	BEHIND	LAP TIME
624		1:03.488
54	0.098	1:03.887
84	4.135	1:04.399
292	9.241	1:04.397
48	9.654	1:04.685
81	11.562	1:05.316
58	12.386	1:06.458
75	15.420	1:06.145
99	16.821	1:07.037
43	18.176	1:06.870
72	19.455	1:07.329
117	19.902	1:07.086
139	23.527	1:08.994
91	29.927	1:10.542
33	30.094	1:10.075
61	30.336	1:10.128
627	30.473	1:09.120
90	31.830	1:09.307
191	32.681	1:09.708
45	39.832	1:12.271
152	43.065	1:11.708
130	48.729	1:14.670

LAP 5 @ 15:17:44.993

NO	BEHIND	LAP TIME
54		1:03.019
624	0.597	1:03.714
84	5.443	1:04.425
292	10.581	1:04.457
48	11.471	1:04.934
81	13.805	1:05.360
58	15.001	1:05.732
75	18.921	1:06.618
99	21.120	1:07.416
43	21.918	1:06.859
117	23.363	1:06.578
72	24.283	1:07.945
139	28.720	1:08.310
33	36.354	1:09.377
91	36.714	1:09.904
61	36.981	1:09.762
627	37.295	1:09.939
90	38.815	1:10.102
191	39.443	1:09.879
45	49.135	1:12.420
152	51.800	1:11.852
130	1:00.223	1:14.611

LAP 6 @ 15:18:48.026

NO	BEHIND	LAP TIME
54		1:03.033

624	0.833	1:03.269
84	7.506	1:05.096
292	11.779	1:04.231
48	12.932	1:04.494
81	16.276	1:05.504
58	17.803	1:05.835
75	21.907	1:06.019
99	25.543	1:07.456
43	25.799	1:06.914
117	26.144	1:05.814
72	28.437	1:07.187
139	34.355	1:08.668
91	42.764	1:09.083
33	42.911	1:09.590
61	43.274	1:09.326
627	43.471	1:09.209
191	45.847	1:09.437
90	46.024	1:10.242
45	58.127	1:12.025

LAP 7 @ 15:19:51.147

NO	BEHIND	LAP TIME
54		1:03.121
152	1 Lap	1:14.754
624	0.965	1:03.253
130	1 Lap	1:14.872
84	9.539	1:05.154
292	13.034	1:04.376
48	14.657	1:04.846
81	18.876	1:05.721
58	20.341	1:05.659
75	24.928	1:06.142
43	29.892	1:07.214
99	30.403	1:07.981
117	30.806	1:07.783
72	31.773	1:06.457
139	39.593	1:08.359
33	48.577	1:08.787
91	48.873	1:09.230
61	49.384	1:09.231
627	49.627	1:09.277
90	52.337	1:09.434
191	52.656	1:09.930

LAP 8 @ 15:20:54.435

NO	BEHIND	LAP TIME
54		1:03.288
624	0.871	1:03.194
45	1 Lap	1:11.051
152	1 Lap	1:11.737
84	10.824	1:04.573
292	14.224	1:04.478
48	16.328	1:04.959
130	1 Lap	1:13.816
81	20.972	1:05.384
58	23.267	1:06.214
75	27.576	1:05.936
43	33.757	1:07.153
117	34.191	1:06.673
99	34.254	1:07.139
72	34.486	1:06.001
139	45.204	1:08.899
33	54.027	1:08.738
91	54.294	1:08.709
61	54.767	1:08.671

Weather / Track : Cloudy / Dry

Results can be found at www.tsl-timing.com

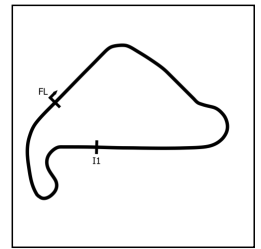
Silverstone National: 1.6404 miles
Date: 03/04/2022 Start: 15:12 Finish: 15:20

Printed - 15:22 Sunday, 03 April 2022

BMCRC - MRO Championships 2022 - Rnd 2 @ Silverstone National

Thunderbike Sport & Rookie Minitwins

RACE 17 - SECTOR ANALYSIS



SECTOR 1 = FL to I1, SECTOR 2 = I1 to FL, DIFF = Difference To Personal Best Lap, P = Crossed Finish Line in Pit Lane, D = Time Disallowed

P1 54		Adam JAMISON		Yamaha R6 - Team AJR			
IDEAL LAP TIME : 1:03.006		BEST LAP TIME : 1:03.019		DIFFERENCE : 0.013			
LAP	SECTOR 1	SECTOR 2	LAP TIME	MPH	DIFF	TIME OF DAY	
1 -		26.676	1:06.384	88.96	3.365	15:13:31.392	
2 -	37.202	26.298	1:03.500	93.00	0.481	15:14:34.892	
3 -	37.087	26.108	1:03.195	93.45	0.176	15:15:38.087	
4 -	37.550	26.337	1:03.887	92.43	0.868	15:16:41.974	
5 -	36.967	26.052	1:03.019 (1)	93.71		15:17:44.993	
6 -	36.986	26.047	1:03.033 (2)	93.69	0.014	15:18:48.026	
7 -	37.082	26.039	1:03.121 (3)	93.56	0.102	15:19:51.147	
8 -	37.116	26.172	1:03.288	93.31	0.269	15:20:54.435	

P2 624		Matthew FEDRICK		Yamaha R6 - Matthew Fedrick farriers ltd/ Palmer Race Skool			
IDEAL LAP TIME : 1:02.931		BEST LAP TIME : 1:03.194		DIFFERENCE : 0.263			
LAP	SECTOR 1	SECTOR 2	LAP TIME	MPH	DIFF	TIME OF DAY	
1 -		26.155	1:05.900	89.61	2.706	15:13:30.908	
2 -	37.482	26.330	1:03.812	92.54	0.618	15:14:34.720	
3 -	37.247	26.421	1:03.668	92.75	0.474	15:15:38.388	
4 -	37.404	26.084	1:03.488	93.02	0.294	15:16:41.876	
5 -	37.468	26.246	1:03.714	92.69	0.520	15:17:45.590	
6 -	36.943	26.326	1:03.269 (3)	93.34	0.075	15:18:48.859	
7 -	37.265	25.988	1:03.253 (2)	93.36	0.059	15:19:52.112	
8 -	36.983	26.211	1:03.194 (1)	93.45		15:20:55.306	

P3 84		Ricardo BRANCO		Yamaha R6 - IMP Racing			
IDEAL LAP TIME : 1:04.064		BEST LAP TIME : 1:04.399		DIFFERENCE : 0.335			
LAP	SECTOR 1	SECTOR 2	LAP TIME	MPH	DIFF	TIME OF DAY	
1 -		26.986	1:07.160	87.93	2.761	15:13:32.168	
2 -	37.362	27.343	1:04.705	91.27	0.306	15:14:36.873	
3 -	37.507	27.232	1:04.739	91.22	0.340	15:15:41.612	
4 -	37.316	27.083	1:04.399 (1)	91.70		15:16:46.011	
5 -	37.195	27.230	1:04.425 (2)	91.66	0.026	15:17:50.436	
6 -	37.942	27.154	1:05.096	90.72	0.697	15:18:55.532	
7 -	37.699	27.455	1:05.154	90.64	0.755	15:20:00.686	
8 -	37.704	26.869	1:04.573 (3)	91.45	0.174	15:21:05.259	

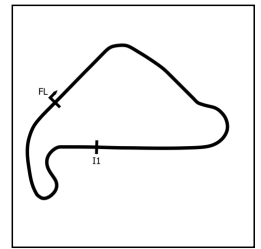
P4 292 R		Tommi CALDWELL		Yamaha YZF-R6 - DART Motorsport			
IDEAL LAP TIME : 1:04.026		BEST LAP TIME : 1:04.231		DIFFERENCE : 0.205			
LAP	SECTOR 1	SECTOR 2	LAP TIME	MPH	DIFF	TIME OF DAY	
1 -		28.192	1:10.207	84.11	5.976	15:13:35.215	
2 -	37.970	27.834	1:05.804	89.74	1.573	15:14:41.019	
3 -	38.135	27.566	1:05.701	89.88	1.470	15:15:46.720	
4 -	37.493	26.904	1:04.397 (3)	91.70	0.166	15:16:51.117	
5 -	37.499	26.958	1:04.457	91.62	0.226	15:17:55.574	
6 -	37.202	27.029	1:04.231 (1)	91.94		15:18:59.805	
7 -	37.122	27.254	1:04.376 (2)	91.73	0.145	15:20:04.181	
8 -	37.175	27.303	1:04.478	91.59	0.247	15:21:08.659	

P5 48		Shaun WALLIS		Yamaha R6 - MBC Despatch Racing			
IDEAL LAP TIME : 1:04.494		BEST LAP TIME : 1:04.494		DIFFERENCE : 0.000			
LAP	SECTOR 1	SECTOR 2	LAP TIME	MPH	DIFF	TIME OF DAY	
1 -		28.223	1:10.535	83.72	6.041	15:13:35.543	
2 -	37.807	27.767	1:05.574	90.06	1.080	15:14:41.117	
3 -	38.166	27.562	1:05.728	89.85	1.234	15:15:46.845	
4 -	37.723	26.962	1:04.685 (2)	91.29	0.191	15:16:51.530	
5 -	37.612	27.322	1:04.934	90.94	0.440	15:17:56.464	
6 -	37.605	26.889	1:04.494 (1)	91.56		15:19:00.958	
7 -	37.737	27.109	1:04.846 (3)	91.07	0.352	15:20:05.804	
8 -	37.710	27.249	1:04.959	90.91	0.465	15:21:10.763	

BMCRC - MRO Championships 2022 - Rnd 2 @ Silverstone National

Thunderbike Sport & Rookie Minitwins

RACE 17 - SECTOR ANALYSIS



SECTOR 1 = FL to I1, SECTOR 2 = I1 to FL, DIFF = Difference To Personal Best Lap, P = Crossed Finish Line in Pit Lane, D = Time Disallowed

P6 81 Malvern MAY		Honda CBR600RR - IMP racing				
IDEAL LAP TIME : 1:04.966		BEST LAP TIME : 1:05.316		DIFFERENCE : 0.350		
LAP	SECTOR 1	SECTOR 2	LAP TIME	MPH	DIFF	TIME OF DAY
1 -		28.872	1:10.917	83.27	5.601	15:13:35.925
2 -	38.172	27.587	1:05.759	89.80	0.443	15:14:41.684
3 -	38.569	27.869	1:06.438	88.88	1.122	15:15:48.122
4 -	38.196	27.120	1:05.316 (1)	90.41		15:16:53.438
5 -	37.904	27.456	1:05.360 (2)	90.35	0.044	15:17:58.798
6 -	37.936	27.568	1:05.504	90.15	0.188	15:19:04.302
7 -	38.012	27.709	1:05.721	89.85	0.405	15:20:10.023
8 -	37.846	27.538	1:05.384 (3)	90.32	0.068	15:21:15.407

P7 58 Mark LAWSON		Honda CBR - Crawfords metal detectors				
IDEAL LAP TIME : 1:05.659		BEST LAP TIME : 1:05.659		DIFFERENCE : 0.000		
LAP	SECTOR 1	SECTOR 2	LAP TIME	MPH	DIFF	TIME OF DAY
1 -		28.317	1:09.330	85.18	3.671	15:13:34.338
2 -	38.444	28.140	1:06.584	88.69	0.925	15:14:40.922
3 -	38.947	27.935	1:06.882	88.29	1.223	15:15:47.804
4 -	38.741	27.717	1:06.458	88.86	0.799	15:16:54.262
5 -	38.227	27.505	1:05.732 (2)	89.84	0.073	15:17:59.994
6 -	38.223	27.612	1:05.835 (3)	89.70	0.176	15:19:05.829
7 -	38.171	27.488	1:05.659 (1)	89.94		15:20:11.488
8 -	38.610	27.604	1:06.214	89.19	0.555	15:21:17.702

P8 75 Stewart MAY		Honda CBR600F3 - Moths in the wallet				
IDEAL LAP TIME : 1:05.737		BEST LAP TIME : 1:05.936		DIFFERENCE : 0.199		
LAP	SECTOR 1	SECTOR 2	LAP TIME	MPH	DIFF	TIME OF DAY
1 -		28.727	1:12.448	81.51	6.512	15:13:37.456
2 -	38.409	28.401	1:06.810	88.39	0.874	15:14:44.266
3 -	38.957	27.928	1:06.885	88.29	0.949	15:15:51.151
4 -	38.505	27.640	1:06.145	89.28	0.209	15:16:57.296
5 -	38.594	28.024	1:06.618	88.64	0.682	15:18:03.914
6 -	38.184	27.835	1:06.019 (2)	89.45	0.083	15:19:09.933
7 -	38.213	27.929	1:06.142 (3)	89.28	0.206	15:20:16.075
8 -	38.097	27.839	1:05.936 (1)	89.56		15:21:22.011

P9 43 Colin WALKEY		Kawasaki ZX6R G2 - ELP Racing				
IDEAL LAP TIME : 1:06.595		BEST LAP TIME : 1:06.859		DIFFERENCE : 0.264		
LAP	SECTOR 1	SECTOR 2	LAP TIME	MPH	DIFF	TIME OF DAY
1 -		29.086	1:12.320	81.65	5.461	15:13:37.328
2 -	39.355	28.843	1:08.198	86.59	1.339	15:14:45.526
3 -	39.039	28.617	1:07.656	87.28	0.797	15:15:53.182
4 -	38.748	28.122	1:06.870 (2)	88.31	0.011	15:17:00.052
5 -	38.473	28.386	1:06.859 (1)	88.33		15:18:06.911
6 -	38.740	28.174	1:06.914 (3)	88.25	0.055	15:19:13.825
7 -	38.973	28.241	1:07.214	87.86	0.355	15:20:21.039
8 -	38.968	28.185	1:07.153	87.94	0.294	15:21:28.192

P10 117 RMT Brandon WRIGHT		Suzuki SV650 - OneEliquids.com				
IDEAL LAP TIME : 1:05.814		BEST LAP TIME : 1:05.814		DIFFERENCE : 0.000		
LAP	SECTOR 1	SECTOR 2	LAP TIME	MPH	DIFF	TIME OF DAY
1 -		28.834	1:12.949	80.95	7.135	15:13:37.957
2 -	39.574	28.329	1:07.903	86.97	2.089	15:14:45.860
3 -	39.392	29.440	1:08.832	85.79	3.018	15:15:54.692
4 -	39.134	27.952	1:07.086	88.03	1.272	15:17:01.778
5 -	39.193	27.385	1:06.578 (2)	88.70	0.764	15:18:08.356
6 -	38.919	26.895	1:05.814 (1)	89.73		15:19:14.170
7 -	39.281	28.502	1:07.783	87.12	1.969	15:20:21.953
8 -	39.259	27.414	1:06.673 (3)	88.57	0.859	15:21:28.626

BMCRC - MRO Championships 2022 - Rnd 2 @ Silverstone National

Thunderbike Sport & Rookie Minitwins

RACE 17 - SECTOR ANALYSIS



SECTOR 1 = FL to I1, SECTOR 2 = I1 to FL, DIFF = Difference To Personal Best Lap, P = Crossed Finish Line in Pit Lane, D = Time Disallowed

P11		99 RMT		Roger PARKES		Suzuki SV650 - Simply Owners Ltd	
IDEAL LAP TIME : 1:06.822		BEST LAP TIME : 1:07.037		DIFFERENCE : 0.215			
LAP	SECTOR 1	SECTOR 2	LAP TIME	MPH	DIFF	TIME OF DAY	
1 -		28.260	1:11.192	82.95	4.155	15:13:36.200	
2 -	39.609	28.128	1:07.737	87.18	0.700	15:14:43.937	
3 -	39.631	28.092	1:07.723	87.20	0.686	15:15:51.660	
4 -	39.342	27.695	1:07.037 (1)	88.09		15:16:58.697	
5 -	39.519	27.897	1:07.416 (3)	87.60	0.379	15:18:06.113	
6 -	39.385	28.071	1:07.456	87.54	0.419	15:19:13.569	
7 -	39.516	28.465	1:07.981	86.87	0.944	15:20:21.550	
8 -	39.659	27.480	1:07.139 (2)	87.96	0.102	15:21:28.689	

P12		72 R		Luke LAWSON		Yamaha R6 - Bloom Valley Ltd - Farm Shop & Event Catering	
IDEAL LAP TIME : 1:06.001		BEST LAP TIME : 1:06.001		DIFFERENCE : 0.000			
LAP	SECTOR 1	SECTOR 2	LAP TIME	MPH	DIFF	TIME OF DAY	
1 -		28.722	1:11.342	82.77	5.341	15:13:36.350	
2 -	38.704	28.463	1:07.167 (3)	87.92	1.166	15:14:43.517	
3 -	39.490	30.995	1:10.485	83.78	4.484	15:15:54.002	
4 -	39.116	28.213	1:07.329	87.71	1.328	15:17:01.331	
5 -	39.480	28.465	1:07.945	86.91	1.944	15:18:09.276	
6 -	39.267	27.920	1:07.187	87.89	1.186	15:19:16.463	
7 -	38.861	27.596	1:06.457 (2)	88.86	0.456	15:20:22.920	
8 -	38.560	27.441	1:06.001 (1)	89.47		15:21:28.921	

P13		139		Rob MARLEY		Honda CBR600F3 - PearTree Racing	
IDEAL LAP TIME : 1:08.216		BEST LAP TIME : 1:08.310		DIFFERENCE : 0.094			
LAP	SECTOR 1	SECTOR 2	LAP TIME	MPH	DIFF	TIME OF DAY	
1 -		29.488	1:13.826	79.99	5.516	15:13:38.834	
2 -	39.507	28.951	1:08.458 (3)	86.26	0.148	15:14:47.292	
3 -	39.709	29.408	1:09.117	85.44	0.807	15:15:56.409	
4 -	39.442	29.552	1:08.994	85.59	0.684	15:17:05.403	
5 -	39.536	28.774	1:08.310 (1)	86.45		15:18:13.713	
6 -	39.623	29.045	1:08.668	86.00	0.358	15:19:22.381	
7 -	39.549	28.810	1:08.359 (2)	86.39	0.049	15:20:30.740	
8 -	39.551	29.348	1:08.899	85.71	0.589	15:21:39.639	

P14		33 RMT		Luke BLACKFORD		Suzuki SV650 - Tyres4bikes	
IDEAL LAP TIME : 1:08.288		BEST LAP TIME : 1:08.738		DIFFERENCE : 0.450			
LAP	SECTOR 1	SECTOR 2	LAP TIME	MPH	DIFF	TIME OF DAY	
1 -		30.217	1:16.432	77.26	7.694	15:13:41.440	
2 -	41.367	28.840	1:10.207	84.11	1.469	15:14:51.647	
3 -	41.103	29.145	1:10.248	84.06	1.510	15:16:01.895	
4 -	41.086	28.989	1:10.075	84.27	1.337	15:17:11.970	
5 -	40.853	28.524	1:09.377 (3)	85.12	0.639	15:18:21.347	
6 -	41.148	28.442	1:09.590	84.86	0.852	15:19:30.937	
7 -	40.424	28.363	1:08.787 (2)	85.85	0.049	15:20:39.724	
8 -	40.874	27.864	1:08.738 (1)	85.91		15:21:48.462	

P15		91 RMT		Ben WEST		Suzuki SV650 - RV2 power	
IDEAL LAP TIME : 1:08.709		BEST LAP TIME : 1:08.709		DIFFERENCE : 0.000			
LAP	SECTOR 1	SECTOR 2	LAP TIME	MPH	DIFF	TIME OF DAY	
1 -		29.383	1:15.246	78.48	6.537	15:13:40.254	
2 -	41.232	29.138	1:10.370	83.92	1.661	15:14:50.624	
3 -	41.505	29.132	1:10.637	83.60	1.928	15:16:01.261	
4 -	41.468	29.074	1:10.542	83.71	1.833	15:17:11.803	
5 -	40.933	28.971	1:09.904	84.48	1.195	15:18:21.707	
6 -	40.829	28.254	1:09.083 (2)	85.48	0.374	15:19:30.790	
7 -	41.007	28.223	1:09.230 (3)	85.30	0.521	15:20:40.020	
8 -	40.537	28.172	1:08.709 (1)	85.95		15:21:48.729	

BMCRC - MRO Championships 2022 - Rnd 2 @ Silverstone National

Thunderbike Sport & Rookie Minitwins

RACE 17 - SECTOR ANALYSIS



SECTOR 1 = FL to I1, SECTOR 2 = I1 to FL, DIFF = Difference To Personal Best Lap, P = Crossed Finish Line in Pit Lane, D = Time Disallowed

P16 61 RMT Nick HOLMES		Suzuki SV650 -				
IDEAL LAP TIME : 1:08.671		BEST LAP TIME : 1:08.671		DIFFERENCE : 0.000		
LAP	SECTOR 1	SECTOR 2	LAP TIME	MPH	DIFF	TIME OF DAY
1 -		29.387	1:15.876	77.83	7.205	15:13:40.884
2 -	41.497	29.106	1:10.603	83.64	1.932	15:14:51.487
3 -	41.594	29.003	1:10.597	83.65	1.926	15:16:02.084
4 -	41.229	28.899	1:10.128	84.21	1.457	15:17:12.212
5 -	40.726	29.036	1:09.762	84.65	1.091	15:18:21.974
6 -	40.954	28.372	1:09.326 (3)	85.18	0.655	15:19:31.300
7 -	40.929	28.302	1:09.231 (2)	85.30	0.560	15:20:40.531
8 -	40.518	28.153	1:08.671 (1)	85.99		15:21:49.202

P17 627 RMT Aaron MONK		Suzuki SV650 - flyaspitfire.co.uk				
IDEAL LAP TIME : 1:08.586		BEST LAP TIME : 1:08.594		DIFFERENCE : 0.008		
LAP	SECTOR 1	SECTOR 2	LAP TIME	MPH	DIFF	TIME OF DAY
1 -		29.921	1:15.999	77.70	7.405	15:13:41.007
2 -	42.102	29.848	1:11.950	82.08	3.356	15:14:52.957
3 -	41.063	29.209	1:10.272	84.04	1.678	15:16:03.229
4 -	40.413	28.707	1:09.120 (2)	85.44	0.526	15:17:12.349
5 -	40.801	29.138	1:09.939	84.44	1.345	15:18:22.288
6 -	40.794	28.415	1:09.209 (3)	85.33	0.615	15:19:31.497
7 -	40.923	28.354	1:09.277	85.24	0.683	15:20:40.774
8 -	40.421	28.173	1:08.594 (1)	86.09		15:21:49.368

P18 90 R Marco STRILLOZZI		Yamaha R6 - KLUAPP.COM				
IDEAL LAP TIME : 1:08.597		BEST LAP TIME : 1:08.694		DIFFERENCE : 0.097		
LAP	SECTOR 1	SECTOR 2	LAP TIME	MPH	DIFF	TIME OF DAY
1 -		30.256	1:16.866	76.82	8.172	15:13:41.874
2 -	41.089	30.902	1:11.991	82.03	3.297	15:14:53.865
3 -	41.254	29.280	1:10.534	83.72	1.840	15:16:04.399
4 -	40.232	29.075	1:09.307 (2)	85.21	0.613	15:17:13.706
5 -	41.116	28.986	1:10.102	84.24	1.408	15:18:23.808
6 -	40.480	29.762	1:10.242	84.07	1.548	15:19:34.050
7 -	40.534	28.900	1:09.434 (3)	85.05	0.740	15:20:43.484
8 -	39.697	28.997	1:08.694 (1)	85.97		15:21:52.178

P19 191 RMT Justin GRACE		Suzuki SV650 - G-Race Motorsports				
IDEAL LAP TIME : 1:08.513		BEST LAP TIME : 1:08.513		DIFFERENCE : 0.000		
LAP	SECTOR 1	SECTOR 2	LAP TIME	MPH	DIFF	TIME OF DAY
1 -		29.494	1:17.152	76.54	8.639	15:13:42.160
2 -	41.876	29.136	1:11.012	83.16	2.499	15:14:53.172
3 -	42.089	29.588	1:11.677	82.39	3.164	15:16:04.849
4 -	41.168	28.540	1:09.708 (3)	84.72	1.195	15:17:14.557
5 -	40.928	28.951	1:09.879	84.51	1.366	15:18:24.436
6 -	40.725	28.712	1:09.437 (2)	85.05	0.924	15:19:33.873
7 -	41.158	28.772	1:09.930	84.45	1.417	15:20:43.803
8 -	40.115	28.398	1:08.513 (1)	86.19		15:21:52.316

P20 45 RMT Terence QUINCE		Suzuki SV650 - MotoQuincini / CHQ Racing				
IDEAL LAP TIME : 1:11.051		BEST LAP TIME : 1:11.051		DIFFERENCE : 0.000		
LAP	SECTOR 1	SECTOR 2	LAP TIME	MPH	DIFF	TIME OF DAY
1 -		30.793	1:19.214	74.55	8.163	15:13:44.222
2 -	42.376	30.476	1:12.852	81.06	1.801	15:14:57.074
3 -	41.698	30.665	1:12.363	81.61	1.312	15:16:09.437
4 -	42.194	30.077	1:12.271 (3)	81.71	1.220	15:17:21.708
5 -	42.263	30.157	1:12.420	81.54	1.369	15:18:34.128
6 -	41.716	30.309	1:12.025 (2)	81.99	0.974	15:19:46.153
7 -	41.319	29.732	1:11.051 (1)	83.11		15:20:57.204

BMCRC - MRO Championships 2022 - Rnd 2 @ Silverstone National

Thunderbike Sport & Rookie Minitwins

RACE 17 - SECTOR ANALYSIS



SECTOR 1 = FL to I1, SECTOR 2 = I1 to FL, DIFF = Difference To Personal Best Lap, P = Crossed Finish Line in Pit Lane, D = Time Disallowed

P21		152 RMT	Samuel DOWNES	Suzuki SV650 -			
IDEAL LAP TIME : 1:11.317		BEST LAP TIME : 1:11.708		DIFFERENCE : 0.391			
LAP	SECTOR 1	SECTOR 2	LAP TIME	MPH	DIFF	TIME OF DAY	
1 -		34.116	1:21.815	72.18	10.107	15:13:46.823	
2 -	43.067	30.140	1:13.207	80.67	1.499	15:15:00.030	
3 -	42.582	30.621	1:13.203	80.67	1.495	15:16:13.233	
4 -	41.810	29.898	1:11.708 (1)	82.35		15:17:24.941	
5 -	41.855	29.997	1:11.852 (3)	82.19	0.144	15:18:36.793	
6 -	41.845	32.909	1:14.754	79.00	3.046	15:19:51.547	
7 -	41.419	30.318	1:11.737 (2)	82.32	0.029	15:21:03.284	

P22		130 RMT	Vince JONES	Suzuki SV650 - Centurion Electrical			
IDEAL LAP TIME : 1:13.816		BEST LAP TIME : 1:13.816		DIFFERENCE : 0.000			
LAP	SECTOR 1	SECTOR 2	LAP TIME	MPH	DIFF	TIME OF DAY	
1 -		31.697	1:20.613	73.25	6.797	15:13:45.621	
2 -	44.389	31.504	1:15.893	77.81	2.077	15:15:01.514	
3 -	43.786	30.635	1:14.421 (2)	79.35	0.605	15:16:15.935	
4 -	43.383	31.287	1:14.670	79.09	0.854	15:17:30.605	
5 -	43.413	31.198	1:14.611 (3)	79.15	0.795	15:18:45.216	
6 -	43.902	30.970	1:14.872	78.87	1.056	15:20:00.088	
7 -	43.334	30.482	1:13.816 (1)	80.00		15:21:13.904	

BMCRC - MRO Championships 2022 - Rnd 2 @ Silverstone National

Thunderbike Sport & Rookie Minitwins

RACE 17 - BEST SECTORS

SECTOR 1			SECTOR 2			IDEAL / BEST COMPARISON						
POS	NO	NAME	TIME	NO	NAME	TIME	POS	NO	NAME	IDEAL	BEST	DIFF
									PERFECT LAP	1:02.931		
1	624	FEDRICK	36.943	624	FEDRICK	25.988	1	624	FEDRICK	1:02.931	1:03.194	0.263
2	54	JAMISON	36.967	54	JAMISON	26.039	2	54	JAMISON	1:03.006	1:03.019	0.013
3	292	CALDWELL	37.122	84	BRANCO	26.869	3	292	CALDWELL	1:04.026	1:04.231	0.205
4	84	BRANCO	37.195	48	WALLIS	26.889	4	84	BRANCO	1:04.064	1:04.399	0.335
5	48	WALLIS	37.605	117	WRIGHT	26.895	5	48	WALLIS	1:04.494	1:04.494	0.000
6	81	MAY	37.846	292	CALDWELL	26.904	6	81	MAY	1:04.966	1:05.316	0.350
7	75	MAY	38.097	81	MAY	27.120	7	58	LAWSON	1:05.659	1:05.659	0.000
8	58	LAWSON	38.171	72	LAWSON	27.441	8	75	MAY	1:05.737	1:05.936	0.199
9	43	WALKEY	38.473	99	PARKES	27.480	9	117	WRIGHT	1:05.814	1:05.814	0.000
10	72	LAWSON	38.560	58	LAWSON	27.488	10	72	LAWSON	1:06.001	1:06.001	0.000
11	117	WRIGHT	38.919	75	MAY	27.640	11	43	WALKEY	1:06.595	1:06.859	0.264
12	99	PARKES	39.342	33	BLACKFORD	27.864	12	99	PARKES	1:06.822	1:07.037	0.215
13	139	MARLEY	39.442	43	WALKEY	28.122	13	139	MARLEY	1:08.216	1:08.310	0.094
14	90	STRILLOZZI	39.697	61	HOLMES	28.153	14	33	BLACKFORD	1:08.288	1:08.738	0.450
15	191	GRACE	40.115	91	WEST	28.172	15	191	GRACE	1:08.513	1:08.513	0.000
16	627	MONK	40.413	627	MONK	28.173	16	627	MONK	1:08.586	1:08.594	0.008
17	33	BLACKFORD	40.424	191	GRACE	28.398	17	90	STRILLOZZI	1:08.597	1:08.694	0.097
18	61	HOLMES	40.518	139	MARLEY	28.774	18	61	HOLMES	1:08.671	1:08.671	0.000
19	91	WEST	40.537	90	STRILLOZZI	28.900	19	91	WEST	1:08.709	1:08.709	0.000
20	45	QUINCE	41.319	45	QUINCE	29.732	20	45	QUINCE	1:11.051	1:11.051	0.000
21	152	DOWNES	41.419	152	DOWNES	29.898	21	152	DOWNES	1:11.317	1:11.708	0.391
22	130	JONES	43.334	130	JONES	30.482	22	130	JONES	1:13.816	1:13.816	0.000
23												
24												

BMCRC - MRO Championships 2022 - Rnd 2 @ Silverstone National

Thunderbike Sport & Rookie Minitwins

RACE 17 - STATISTICS

Competitors Started 22
Planned Start 2022-04-03 @ 15:40:00.000
Actual Start 2022-04-03 @ 15:12:25.007
Finish Time 2022-04-03 @ 15:20:54.434
Track Length 1.6404mi.
Total Laps 173
Total Distance Covered 283.8001mi.

Session Fastest Lap History

NO	CL	NAME	LAP TIME	TIME OF DAY	LAP	VEHICLE
624		Matthew FEDRICK	1:03.812	15:14:34.724	2	Yamaha R6
54		Adam JAMISON	1:03.500	15:14:34.887	2	Yamaha R6
54		Adam JAMISON	1:03.195	15:15:38.082	3	Yamaha R6
54		Adam JAMISON	1:03.019	15:17:44.990	5	Yamaha R6

Session Leader History

NO	CL	NAME	FROM LAP	LAPS LED	DISTANCE	VEHICLE
624		Matthew FEDRICK	1	2	3.28 miles	Yamaha R6
54		Adam JAMISON	3	1	1.64 miles	Yamaha R6
624		Matthew FEDRICK	4	1	1.64 miles	Yamaha R6
54		Adam JAMISON	5	4	6.56 miles	Yamaha R6

Flag History

TYPE	TIME OF DAY
GREEN	15:12:25.007
FINISH	15:20:54.434

Flag Statistics

TYPE	COUNT	TOTAL LAPS	TOTAL TIME
Green	1	8	9:37.102
Red	0	0	0.000
Safety Car	0	0	0.000
FCY	0	0	0.000

BMCRC - MRO Championships 2022 - Rnd 2 @ Silverstone National

Thunderbike Sport & Rookie Minitwins

RACE 17 - STATISTICS

CLASS :

9 Starters

Fastest Lap History

NO	NAME	LAP TIME	TIME OF DAY	LAP	VEHICLE
624	Matthew FEDRICK	1:03.812	15:14:34.724	2	Yamaha R6
54	Adam JAMISON	1:03.500	15:14:34.887	2	Yamaha R6
54	Adam JAMISON	1:03.195	15:15:38.082	3	Yamaha R6
54	Adam JAMISON	1:03.019	15:17:44.990	5	Yamaha R6

Leader History

NO	NAME	FROM LAP	LAPS LED	DISTANCE	VEHICLE
624	Matthew FEDRICK	1	2	3.28 miles	Yamaha R6
54	Adam JAMISON	3	1	1.64 miles	Yamaha R6
624	Matthew FEDRICK	4	1	1.64 miles	Yamaha R6
54	Adam JAMISON	5	4	6.56 miles	Yamaha R6

BMCRC - MRO Championships 2022 - Rnd 2 @ Silverstone National

Thunderbike Sport & Rookie Minitwins

RACE 17 - STATISTICS

CLASS : R

3 Starters

Fastest Lap History

NO	NAME	LAP TIME	TIME OF DAY	LAP	VEHICLE
292	Tommi CALDWELL	1:05.804	15:14:41.011	2	Yamaha YZF-R6
292	Tommi CALDWELL	1:05.701	15:15:46.711	3	Yamaha YZF-R6
292	Tommi CALDWELL	1:04.397	15:16:51.109	4	Yamaha YZF-R6
292	Tommi CALDWELL	1:04.231	15:18:59.797	6	Yamaha YZF-R6

Leader History

NO	NAME	FROM LAP	LAPS LED	DISTANCE	VEHICLE
292	Tommi CALDWELL	1	8	13.12 miles	Yamaha YZF-R6

BMCRC - MRO Championships 2022 - Rnd 2 @ Silverstone National

Thunderbike Sport & Rookie Minitwins

RACE 17 - STATISTICS

CLASS : RMT

10 Starters

Fastest Lap History

NO	NAME	LAP TIME	TIME OF DAY	LAP	VEHICLE
99	Roger PARKES	1:07.737	15:14:43.927	2	Suzuki SV650
99	Roger PARKES	1:07.723	15:15:51.653	3	Suzuki SV650
99	Roger PARKES	1:07.037	15:16:58.689	4	Suzuki SV650
117	Brandon WRIGHT	1:06.578	15:18:08.352	5	Suzuki SV650
117	Brandon WRIGHT	1:05.814	15:19:14.161	6	Suzuki SV650

Leader History

NO	NAME	FROM LAP	LAPS LED	DISTANCE	VEHICLE
99	Roger PARKES	1	7	11.48 miles	Suzuki SV650
117	Brandon WRIGHT	8	1	1.64 miles	Suzuki SV650



DFDS

DFDS YAMAHA PAST MASTERS



BMCRC-MRO Championships - Round 2
Silverstone National
2nd / 3rd April 2022



Timing & Results Provided by Timing Solutions Ltd

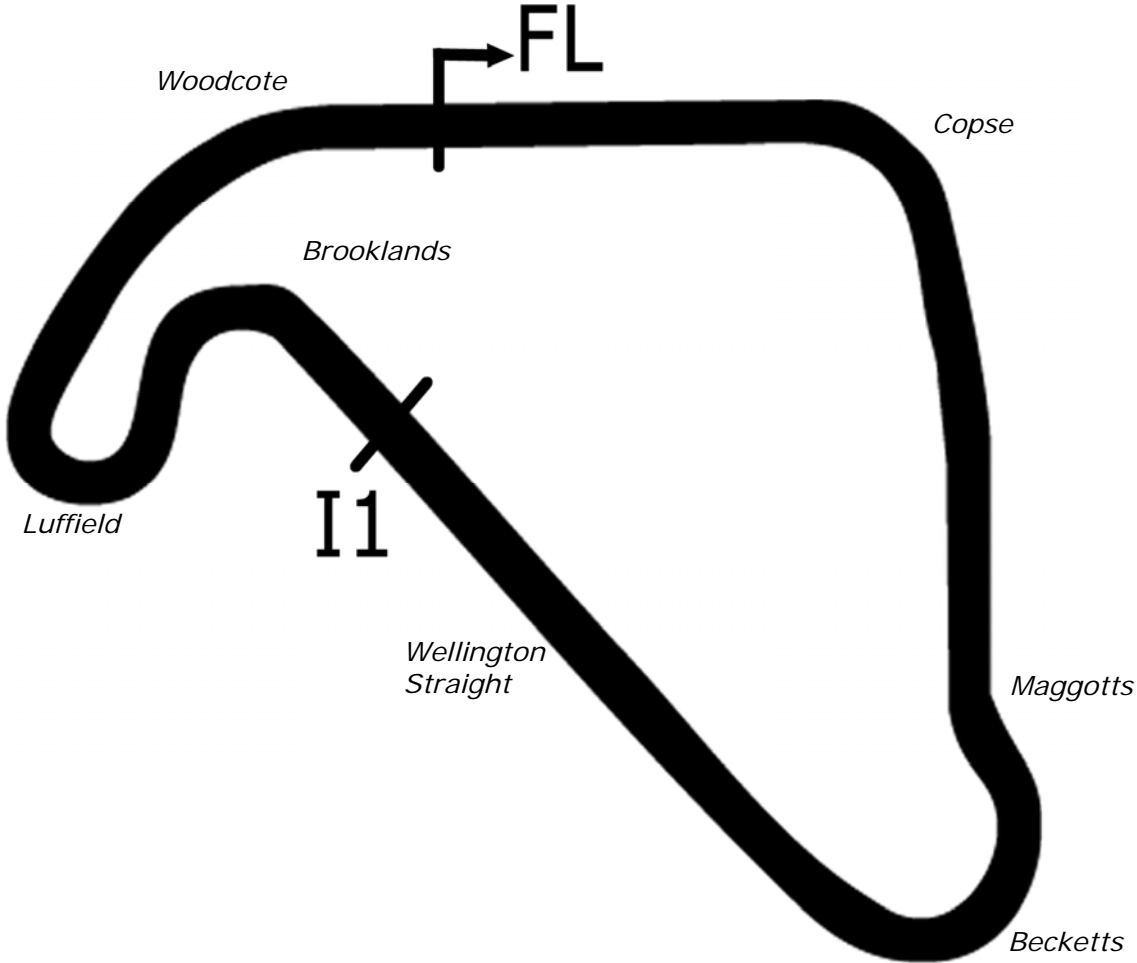
www.tsl-timing.com

Silverstone National



SPORTS TIMING

TIMING SOLUTIONS LTD



Length	1.6404 miles	2640.07 m	
FL		52.07872 N	1.01711 W
I1	1669m	52.07603 N	1.01669 W
Pit Entry	2610m	52.07859 N	1.01758 W
Pit Exit	308m after FL	52.07880 N	1.01268 W
Pit Entry-Pit Exit 336m, 24.2s @50kph, 20.1s @60kph			

All results available at www.tsl-timing.com

BMCRC - MRO Championships 2022 - Rnd 2 @ Silverstone National
DFDS Yamaha Past Masters
QUALIFYING - CLASSIFICATION

POS	NO	CL	PIC NAME	ENTRY	TIME	ON	LAPS	GAP	DIFF	MPH
1	81		1 Scott GRANT	Yamaha TZR250 - Katie, Mum and Dad	1:06.809	8	11			88.39
2	51		2 Kevin WHOLEY	Yamaha TZR250 - Twistgrip Motorcycles	1:06.932	8	9	0.123	0.123	88.23
3	30		3 Alan COOPER	Yamaha TZR250 - twistgrip motorcycles	1:06.993	8	10	0.184	0.061	88.15
4	19		4 Peter BRANTON	Yamaha TZR 250 - Exactweld Racing	1:07.416	10	11	0.607	0.423	87.60
5	61		5 Paul WELCH	Yamaha TZR250 -	1:08.648	6	10	1.839	1.232	86.02
6	29		6 Derek CRIPPS	Yamaha TZR250 - Kelly Cripps - Team FBR	1:08.821	5	10	2.012	0.173	85.81
7	74		7 Paul WHITBY	Yamaha TZR250 - Greybridge Ltd	1:09.063	5	10	2.254	0.242	85.51
8	88		8 Michael STANLEY	Yamaha TZR250 -	1:09.296	6	10	2.487	0.233	85.22
9	57		9 Geoff MOOK	Yamaha TZR250 -	1:09.421	6	10	2.612	0.125	85.07
10	27		10 Richard HAYWARD	Yamaha TZR250 - Hazel Motors/ Gforce	1:09.463	6	10	2.654	0.042	85.01
11	8		11 David BALL	Yamaha TZR250 - Gardiner Page and Roe pension cor	1:09.527	5	10	2.718	0.064	84.94
12	55		12 Paul TOLAND	Yamaha TZR250 - Kippers keys	1:09.663	2	10	2.854	0.136	84.77
13	45		13 Peter MOORE	Yamaha TZR250 -	1:10.428	2	2	3.619	0.765	83.85
14	6		14 David ABRAHAM	Yamaha TZR 250 - Cambridge Motorcycles	1:10.630	6	10	3.821	0.202	83.61
15	333	C	1 Mark STUBBERFIELD	Yamaha TZR250 - Polished concrete London	1:10.642	5	10	3.833	0.012	83.59
16	28		15 Liam McCARTER	Yamaha TZR250 - Katie McCarter	1:10.676	6	10	3.867	0.034	83.55
17	26	C	2 Damian LEE	Yamaha TZR250 - Leed Autos	1:11.361	8	9	4.552	0.685	82.75
18	70		16 Andrew BURSCOUGH	Yamaha YPVS 350 - Apollo/Merlin/Abbey/Martanium	1:11.545	5	10	4.736	0.184	82.54
19	72	C	3 John HAMILTON	Yamaha TRZ250 - LW Racing	1:11.855	9	10	5.046	0.310	82.18
20	60	C	4 Daniel GOUGH	Yamaha TZR250 - Kieran Lewis/G Force Mc	1:11.916	5	10	5.107	0.061	82.11
21	199	C	5 Michael FROST	Yamaha TZR250 -	1:12.931	6	10	6.122	1.015	80.97
22	71	C	6 Alan BUSHELL	Yamaha RD250LC -	1:13.382	6	10	6.573	0.451	80.47
23	73	C	7 Colvin TURNER	Yamaha TZR250 -	1:13.760	5	10	6.951	0.378	80.06
24	65	C	8 Nigel TERRY	Yamaha TZR250 - NTrap Garage Doors	1:14.990	5	9	8.181	1.230	78.75
25	69	C	9 Mark ELLERAY	Yamaha TZR250 - Abbot Solutions Ltd	1:15.613	6	9	8.804	0.623	78.10
26	25	C	10 Stephen WIMBLE	Yamaha TZR 250 - S.B.W Contractor	1:16.038	7	9	9.229	0.425	77.66
27	100	R	1 Stephen LANE	Yamaha TZR250 - www.ypmrc.co.uk	1:16.762	7	9	9.953	0.724	76.93
28	92	C	11 Andrew MOOK	Yamaha TZR250 -	1:17.226	1	1	10.417	0.464	76.47
29	3	C	12 Dan NEMATI	Yamaha TZR250 -	1:17.277	7	9	10.468	0.051	76.42
30	87	C	13 Denise BUTTON	Yamaha TZR250 -	1:18.771	2	9	11.962	1.494	74.97
31	67		17 Mark BAILEY	Yamaha TZR250 - South Eastern Air Conditioning ltd	1:19.425	6	9	12.616	0.654	74.35
32	99	C	14 Paul FIRTH	Yamaha TZR250 - Joanne Porter	1:30.741	2	2	23.932	11.316	65.08
33	471	R	2 Laura PETERS	Yamaha TZR250 -	1:34.606	4	6	27.797	3.865	62.42
34	59	C	15 Neil HESMAN	Yamaha RD350R - The Village Websmith - Farkham Hc	1:47.415	1	1	40.606	12.809	54.97

Weather / Track : Cloudy / Dry

These results are provisional until the conclusion of any judicial and technical matters.

 Silverstone National: 1.6404 miles
 Date: 02/04/2022 Start: 10:13 Finish: 10:24

Clerk Of Course :	Stewards :	Timekeeper : Craig Smith
-------------------	------------	--------------------------

 Results can be found at www.tsl-timing.com

Printed - 10:26 Saturday, 02 April 2022



BMCRG - MRO Championships 2022 - Rnd 2 @ Silverstone National

DFDS Yamaha Past Masters

QUALIFYING - SECTOR ANALYSIS



SECTOR 1 = FL to I1, SECTOR 2 = I1 to FL, DIFF = Difference To Personal Best Lap, P = Crossed Finish Line in Pit Lane, D = Time Disallowed

P1 81		Scott GRANT		Yamaha TZR250 - Katie, Mum and Dad			
IDEAL LAP TIME : 1:06.646		BEST LAP TIME : 1:06.809		DIFFERENCE : 0.163			
LAP	SECTOR 1	SECTOR 2	LAP TIME	MPH	DIFF	TIME OF DAY	
1 -	45.160	29.153	1:14.313	79.47	7.504	10:14:35.261	
2 -	39.195	27.778	1:06.973 (2)	88.17	0.164	10:15:42.234	
3 -	39.840	28.534	1:08.374	86.37	1.565	10:16:50.608	
4 -	40.877	29.783	1:10.660	83.57	3.851	10:18:01.268	
5 -	39.574	27.762	1:07.336 (3)	87.70	0.527	10:19:08.604	
6 -	40.733	30.872	1:11.605	82.47	4.796	10:20:20.209	
7 -	40.484	28.657	1:09.141	85.41	2.332	10:21:29.350	
8 -	39.358	27.451	1:06.809 (1)	88.39		10:22:36.159	
9 -	39.901	27.471	1:07.372	87.65	0.563	10:23:43.531	
10 -	40.042	27.909	1:07.951	86.91	1.142	10:24:51.482	
11 -	44.277	IN PIT	1:27.227 P	67.70	20.418	10:26:18.709	

P2 51		Kevin WHOLEY		Yamaha TZR250 - Twistgrip Motorcycles			
IDEAL LAP TIME : 1:06.463		BEST LAP TIME : 1:06.932		DIFFERENCE : 0.469			
LAP	SECTOR 1	SECTOR 2	LAP TIME	MPH	DIFF	TIME OF DAY	
1 -	46.885	30.180	1:17.065	76.63	10.133	10:14:40.944	
2 -	40.209	28.695	1:08.904	85.70	1.972	10:15:49.848	
3 -	39.513	28.105	1:07.618	87.33	0.686	10:16:57.466	
4 -	41.350	28.320	1:09.670	84.76	2.738	10:18:07.136	
5 -	40.201	27.544	1:07.745	87.17	0.813	10:19:14.881	
6 -	39.609	27.584	1:07.193 (3)	87.89	0.261	10:20:22.074	
7 -	40.794	27.699	1:08.493	86.22	1.561	10:21:30.567	
8 -	39.638	27.294	1:06.932 (1)	88.23		10:22:37.499	
9 -	39.169	27.765	1:06.934 (2)	88.23	0.002	10:23:44.433	

P3 30		Alan COOPER		Yamaha TZR250 - twistgrip motorcycles			
IDEAL LAP TIME : 1:06.684		BEST LAP TIME : 1:06.993		DIFFERENCE : 0.309			
LAP	SECTOR 1	SECTOR 2	LAP TIME	MPH	DIFF	TIME OF DAY	
1 -	47.046	30.178	1:17.224	76.47	10.231	10:14:41.086	
2 -	40.352	28.634	1:08.986	85.60	1.993	10:15:50.072	
3 -	39.878	27.566	1:07.444 (3)	87.56	0.451	10:16:57.516	
4 -	41.449	28.536	1:09.985	84.38	2.992	10:18:07.501	
5 -	41.146	28.101	1:09.247	85.28	2.254	10:19:16.748	
6 -	40.361	27.082	1:07.443 (2)	87.56	0.450	10:20:24.191	
7 -	41.789	27.710	1:09.499	84.97	2.506	10:21:33.690	
8 -	39.602	27.391	1:06.993 (1)	88.15		10:22:40.683	
9 -	39.928	28.170	1:08.098	86.72	1.105	10:23:48.781	
10 -	42.517	28.212	1:10.729	83.49	3.736	10:24:59.510	

P4 19		Peter BRANTON		Yamaha TZR 250 - Exactweld Racing			
IDEAL LAP TIME : 1:07.130		BEST LAP TIME : 1:07.416		DIFFERENCE : 0.286			
LAP	SECTOR 1	SECTOR 2	LAP TIME	MPH	DIFF	TIME OF DAY	
1 -	46.836	30.603	1:17.439	76.26	10.023	10:14:34.338	
2 -	40.098	28.231	1:08.329	86.42	0.913	10:15:42.667	
3 -	39.639	28.476	1:08.115	86.70	0.699	10:16:50.782	
4 -	40.692	28.431	1:09.123	85.43	1.707	10:17:59.905	
5 -	39.880	28.550	1:08.430	86.30	1.014	10:19:08.335	
6 -	39.195	28.686	1:07.881	87.00	0.465	10:20:16.216	
7 -	39.652	27.935	1:07.587 (3)	87.37	0.171	10:21:23.803	
8 -	39.253	28.208	1:07.461 (2)	87.54	0.045	10:22:31.264	
9 -	39.497	28.186	1:07.683	87.25	0.267	10:23:38.947	
10 -	39.379	28.037	1:07.416 (1)	87.60		10:24:46.363	
11 -	41.596	28.583	1:10.179	84.15	2.763	10:25:56.542	

BMCRC - MRO Championships 2022 - Rnd 2 @ Silverstone National

DFDS Yamaha Past Masters

QUALIFYING - SECTOR ANALYSIS



SECTOR 1 = FL to I1, SECTOR 2 = I1 to FL, DIFF = Difference To Personal Best Lap, P = Crossed Finish Line in Pit Lane, D = Time Disallowed

P5 61 Paul WELCH		Yamaha TZR250 -				
IDEAL LAP TIME : 1:08.219		BEST LAP TIME : 1:08.648		DIFFERENCE : 0.429		
LAP	SECTOR 1	SECTOR 2	LAP TIME	MPH	DIFF	TIME OF DAY
1 -	46.374	30.280	1:16.654	77.04	8.006	10:14:41.478
2 -	41.114	28.366	1:09.480	84.99	0.832	10:15:50.958
3 -	40.872	28.097	1:08.969 (2)	85.62	0.321	10:16:59.927
4 -	42.049	28.283	1:10.332	83.96	1.684	10:18:10.259
5 -	41.246	28.170	1:09.416	85.07	0.768	10:19:19.675
6 -	40.776	27.872	1:08.648 (1)	86.02		10:20:28.323
7 -	40.349	29.564	1:09.913	84.47	1.265	10:21:38.236
8 -	40.347	28.978	1:09.325	85.18	0.677	10:22:47.561
9 -	41.018	28.121	1:09.139 (3)	85.41	0.491	10:23:56.700
10 -	42.746	29.842	1:12.588	81.35	3.940	10:25:09.288

P6 29 Derek CRIPPS		Yamaha TZR250 - Kelly Cripps - Team FBR				
IDEAL LAP TIME : 1:08.821		BEST LAP TIME : 1:08.821		DIFFERENCE : 0.000		
LAP	SECTOR 1	SECTOR 2	LAP TIME	MPH	DIFF	TIME OF DAY
1 -	51.152	31.469	1:22.621	71.47	13.800	10:14:52.697
2 -	42.356	29.195	1:11.551	82.53	2.730	10:16:04.248
3 -	43.428	29.556	1:12.984	80.91	4.163	10:17:17.232
4 -	42.530	28.784	1:11.314	82.81	2.493	10:18:28.546
5 -	40.717	28.104	1:08.821 (1)	85.81		10:19:37.367
6 -	40.801	28.132	1:08.933 (2)	85.67	0.112	10:20:46.300
7 -	40.722	28.388	1:09.110 (3)	85.45	0.289	10:21:55.410
8 -	41.040	28.544	1:09.584	84.87	0.763	10:23:04.994
9 -	41.107	28.213	1:09.320	85.19	0.499	10:24:14.314
10 -	45.648	29.555	1:15.203	78.52	6.382	10:25:29.517

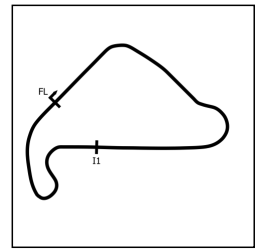
P7 74 Paul WHITBY		Yamaha TZR250 - Greybridge Ltd				
IDEAL LAP TIME : 1:08.807		BEST LAP TIME : 1:09.063		DIFFERENCE : 0.256		
LAP	SECTOR 1	SECTOR 2	LAP TIME	MPH	DIFF	TIME OF DAY
1 -	47.960	30.810	1:18.770	74.97	9.707	10:14:41.761
2 -	41.219	29.130	1:10.349	83.94	1.286	10:15:52.110
3 -	40.282	28.836	1:09.118 (2)	85.44	0.055	10:17:01.228
4 -	42.519	28.757	1:11.276	82.85	2.213	10:18:12.504
5 -	40.486	28.577	1:09.063 (1)	85.51		10:19:21.567
6 -	40.679	28.525	1:09.204	85.33	0.141	10:20:30.771
7 -	40.486	28.698	1:09.184 (3)	85.36	0.121	10:21:39.955
8 -	41.673	28.893	1:10.566	83.68	1.503	10:22:50.521
9 -	41.947	29.294	1:11.241	82.89	2.178	10:24:01.762
10 -	42.016	29.490	1:11.506	82.58	2.443	10:25:13.268

P8 88 Michael STANLEY		Yamaha TZR250 -				
IDEAL LAP TIME : 1:09.161		BEST LAP TIME : 1:09.296		DIFFERENCE : 0.135		
LAP	SECTOR 1	SECTOR 2	LAP TIME	MPH	DIFF	TIME OF DAY
1 -	45.703	30.583	1:16.286	77.41	6.990	10:14:36.622
2 -	41.231	29.136	1:10.367	83.92	1.071	10:15:46.989
3 -	40.606	29.333	1:09.939	84.44	0.643	10:16:56.928
4 -	41.077	29.043	1:10.120	84.22	0.824	10:18:07.048
5 -	41.106	29.267	1:10.373	83.91	1.077	10:19:17.421
6 -	40.741	28.555	1:09.296 (1)	85.22		10:20:26.717
7 -	41.182	29.142	1:10.324	83.97	1.028	10:21:37.041
8 -	40.917	28.993	1:09.910 (3)	84.47	0.614	10:22:46.951
9 -	40.833	28.792	1:09.625 (2)	84.82	0.329	10:23:56.576
10 -	43.022	29.761	1:12.783	81.14	3.487	10:25:09.359

BMCRG - MRO Championships 2022 - Rnd 2 @ Silverstone National

DFDS Yamaha Past Masters

QUALIFYING - SECTOR ANALYSIS



SECTOR 1 = FL to I1, SECTOR 2 = I1 to FL, DIFF = Difference To Personal Best Lap, P = Crossed Finish Line in Pit Lane, D = Time Disallowed

P9 57		Geoff MOOK		Yamaha TZR250 -			
IDEAL LAP TIME : 1:09.111		BEST LAP TIME : 1:09.421		DIFFERENCE : 0.310			
LAP	SECTOR 1	SECTOR 2	LAP TIME	MPH	DIFF	TIME OF DAY	
1 -	53.135	31.018	1:24.153	70.17	14.732	10:14:54.558	
2 -	41.197	29.185	1:10.382	83.90	0.961	10:16:04.940	
3 -	43.688	30.243	1:13.931	79.88	4.510	10:17:18.871	
4 -	41.989	29.241	1:11.230	82.90	1.809	10:18:30.101	
5 -	41.654	28.313	1:09.967 (3)	84.40	0.546	10:19:40.068	
6 -	41.072	28.349	1:09.421 (1)	85.07		10:20:49.489	
7 -	40.798	28.953	1:09.751 (2)	84.66	0.330	10:21:59.240	
8 -	42.963	29.426	1:12.389	81.58	2.968	10:23:11.629	
9 -	41.739	28.467	1:10.206	84.11	0.785	10:24:21.835	
10 -	48.652	30.103	1:18.755	74.98	9.334	10:25:40.590	

P10 27		Richard HAYWARD		Yamaha TZR250 - Hazel Motors/ Gforce			
IDEAL LAP TIME : 1:09.463		BEST LAP TIME : 1:09.463		DIFFERENCE : 0.000			
LAP	SECTOR 1	SECTOR 2	LAP TIME	MPH	DIFF	TIME OF DAY	
1 -	49.752	32.290	1:22.042	71.98	12.579	10:14:51.488	
2 -	42.760	30.038	1:12.798	81.12	3.335	10:16:04.286	
3 -	42.845	30.297	1:13.142	80.74	3.679	10:17:17.428	
4 -	42.137	29.220	1:11.357	82.76	1.894	10:18:28.785	
5 -	41.512	29.223	1:10.735	83.49	1.272	10:19:39.520	
6 -	40.667	28.796	1:09.463 (1)	85.01		10:20:48.983	
7 -	41.085	29.059	1:10.144 (2)	84.19	0.681	10:21:59.127	
8 -	42.683	29.959	1:12.642	81.29	3.179	10:23:11.769	
9 -	41.436	28.853	1:10.289 (3)	84.01	0.826	10:24:22.058	
10 -	49.744	IN PIT	1:37.205 P	60.75	27.742	10:25:59.263	

P11 8		David BALL		Yamaha TZR250 - Gardiner Page and Roe pension consultants			
IDEAL LAP TIME : 1:09.175		BEST LAP TIME : 1:09.527		DIFFERENCE : 0.352			
LAP	SECTOR 1	SECTOR 2	LAP TIME	MPH	DIFF	TIME OF DAY	
1 -	45.317	29.075	1:14.392	79.38	4.865	10:14:36.426	
2 -	41.768	29.018	1:10.786	83.42	1.259	10:15:47.212	
3 -	40.376	29.490	1:09.866 (3)	84.52	0.339	10:16:57.078	
4 -	41.382	28.960	1:10.342	83.95	0.815	10:18:07.420	
5 -	40.728	28.799	1:09.527 (1)	84.94		10:19:16.947	
6 -	41.440	28.851	1:10.291	84.01	0.764	10:20:27.238	
7 -	41.091	29.669	1:10.760	83.46	1.233	10:21:37.998	
8 -	40.522	30.159	1:10.681	83.55	1.154	10:22:48.679	
9 -	40.810	29.029	1:09.839 (2)	84.56	0.312	10:23:58.518	
10 -	43.247	29.980	1:13.227	80.64	3.700	10:25:11.745	

P12 55		Paul TOLAND		Yamaha TZR250 - Kippers keys			
IDEAL LAP TIME : 1:09.395		BEST LAP TIME : 1:09.663		DIFFERENCE : 0.268			
LAP	SECTOR 1	SECTOR 2	LAP TIME	MPH	DIFF	TIME OF DAY	
1 -	45.744	30.430	1:16.174	77.52	6.511	10:14:35.239	
2 -	40.396	29.267	1:09.663 (1)	84.77		10:15:44.902	
3 -	40.810	29.644	1:10.454	83.82	0.791	10:16:55.356	
4 -	41.971	29.302	1:11.273	82.85	1.610	10:18:06.629	
5 -	40.936	28.999	1:09.935	84.44	0.272	10:19:16.564	
6 -	40.577	29.111	1:09.688 (2)	84.74	0.025	10:20:26.252	
7 -	41.249	29.991	1:11.240	82.89	1.577	10:21:37.492	
8 -	40.713	30.179	1:10.892	83.30	1.229	10:22:48.384	
9 -	40.779	29.150	1:09.929 (3)	84.45	0.266	10:23:58.313	
10 -	45.214	IN PIT	1:29.214 P	66.19	19.551	10:25:27.527	

BMCR - MRO Championships 2022 - Rnd 2 @ Silverstone National

DFDS Yamaha Past Masters

QUALIFYING - SECTOR ANALYSIS



SECTOR 1 = FL to I1, SECTOR 2 = I1 to FL, DIFF = Difference To Personal Best Lap, P = Crossed Finish Line in Pit Lane, D = Time Disallowed

P13 45		Peter MOORE		Yamaha TZR250 -			
IDEAL LAP TIME : 1:10.428		BEST LAP TIME : 1:10.428		DIFFERENCE : 0.000			
LAP	SECTOR 1	SECTOR 2	LAP TIME	MPH	DIFF	TIME OF DAY	
1 -	48.652	30.552	1:19.204 (2)	74.56	8.776	10:14:46.126	
2 -	40.238	30.190	1:10.428 (1)	83.85		10:15:56.554	

P14 6		David ABRAHAM		Yamaha TZR 250 - Cambridge Motorcycles			
IDEAL LAP TIME : 1:10.531		BEST LAP TIME : 1:10.630		DIFFERENCE : 0.099			
LAP	SECTOR 1	SECTOR 2	LAP TIME	MPH	DIFF	TIME OF DAY	
1 -	48.827	31.076	1:19.903	73.91	9.273	10:14:48.047	
2 -	43.691	30.237	1:13.928	79.88	3.298	10:16:01.975	
3 -	45.770	30.706	1:16.476	77.22	5.846	10:17:18.451	
4 -	43.231	29.519	1:12.750	81.17	2.120	10:18:31.201	
5 -	41.867	28.885	1:10.752 (2)	83.46	0.122	10:19:41.953	
6 -	41.906	28.724	1:10.630 (1)	83.61		10:20:52.583	
7 -	42.205	29.074	1:11.279 (3)	82.85	0.649	10:22:03.862	
8 -	43.440	29.798	1:13.238	80.63	2.608	10:23:17.100	
9 -	41.807	29.642	1:11.449	82.65	0.819	10:24:28.549	
10 -	46.049	29.867	1:15.916	77.79	5.286	10:25:44.465	

P15 333 C		Mark STUBBERFIELD		Yamaha TZR250 - Polished concrete London			
IDEAL LAP TIME : 1:10.620		BEST LAP TIME : 1:10.642		DIFFERENCE : 0.022			
LAP	SECTOR 1	SECTOR 2	LAP TIME	MPH	DIFF	TIME OF DAY	
1 -	46.913	29.746	1:16.659	77.03	6.017	10:14:38.258	
2 -	42.444	29.294	1:11.738	82.32	1.096	10:15:49.996	
3 -	41.930	28.853	1:10.783 (2)	83.43	0.141	10:17:00.779	
4 -	42.898	29.329	1:12.227	81.76	1.585	10:18:13.006	
5 -	41.767	28.875	1:10.642 (1)	83.59		10:19:23.648	
6 -	41.970	29.127	1:11.097 (3)	83.06	0.455	10:20:34.745	
7 -	42.960	29.312	1:12.272	81.71	1.630	10:21:47.017	
8 -	42.978	29.202	1:12.180	81.81	1.538	10:22:59.197	
9 -	42.964	30.003	1:12.967	80.93	2.325	10:24:12.164	
10 -	45.176	29.627	1:14.803	78.94	4.161	10:25:26.967	

P16 28		Liam McCARTER		Yamaha TZR250 - Katie McCarter			
IDEAL LAP TIME : 1:10.494		BEST LAP TIME : 1:10.676		DIFFERENCE : 0.182			
LAP	SECTOR 1	SECTOR 2	LAP TIME	MPH	DIFF	TIME OF DAY	
1 -	49.439	31.024	1:20.463	73.39	9.787	10:14:49.443	
2 -	42.740	30.549	1:13.289	80.58	2.613	10:16:02.732	
3 -	45.449	30.814	1:16.263	77.43	5.587	10:17:18.995	
4 -	42.966	29.717	1:12.683	81.25	2.007	10:18:31.678	
5 -	41.804	29.271	1:11.075	83.09	0.399	10:19:42.753	
6 -	41.986	28.690	1:10.676 (1)	83.55		10:20:53.429	
7 -	41.908	29.004	1:10.912 (2)	83.28	0.236	10:22:04.341	
8 -	42.905	29.098	1:12.003	82.01	1.327	10:23:16.344	
9 -	42.051	28.990	1:11.041 (3)	83.13	0.365	10:24:27.385	
10 -	48.824	29.997	1:18.821	74.92	8.145	10:25:46.206	

P17 26 C		Damian LEE		Yamaha TZR250 - Leed Autos			
IDEAL LAP TIME : 1:11.293		BEST LAP TIME : 1:11.361		DIFFERENCE : 0.068			
LAP	SECTOR 1	SECTOR 2	LAP TIME	MPH	DIFF	TIME OF DAY	
1 -	49.592	31.737	1:21.329	72.61	9.968	10:15:18.491	
2 -	42.927	30.047	1:12.974	80.92	1.613	10:16:31.465	
3 -	42.694	31.105	1:13.799	80.02	2.438	10:17:45.264	
4 -	43.168	29.605	1:12.773	81.15	1.412	10:18:58.037	
5 -	42.247	29.934	1:12.181	81.81	0.820	10:20:10.218	
6 -	42.289	29.398	1:11.687 (2)	82.38	0.326	10:21:21.905	
7 -	41.901	29.897	1:11.798 (3)	82.25	0.437	10:22:33.703	
8 -	41.895	29.466	1:11.361 (1)	82.75		10:23:45.064	
9 -	51.686	IN PIT	1:37.090 P	60.82	25.729	10:25:22.154	

BMCRG - MRO Championships 2022 - Rnd 2 @ Silverstone National

DFDS Yamaha Past Masters

QUALIFYING - SECTOR ANALYSIS



SECTOR 1 = FL to I1, SECTOR 2 = I1 to FL, DIFF = Difference To Personal Best Lap, P = Crossed Finish Line in Pit Lane, D = Time Disallowed

P18 70		Andrew BURSCOUGH		Yamaha YPVS 350 - Apollo/Merlin/Abbey/Martitanium			
IDEAL LAP TIME : 1:11.241		BEST LAP TIME : 1:11.545		DIFFERENCE : 0.304			
LAP	SECTOR 1	SECTOR 2	LAP TIME	MPH	DIFF	TIME OF DAY	
1 -	47.400	31.119	1:18.519	75.21	6.974	10:14:44.232	
2 -	41.903	30.342	1:12.245	81.74	0.700	10:15:56.477	
3 -	1:00.164	30.159	1:30.323	65.38	18.778	10:17:26.800	
4 -	42.929	30.775	1:13.704	80.12	2.159	10:18:40.504	
5 -	41.995	29.550	1:11.545 (1)	82.54		10:19:52.049	
6 -	41.957	30.090	1:12.047	81.96	0.502	10:21:04.096	
7 -	42.519	30.472	1:12.991	80.90	1.446	10:22:17.087	
8 -	41.691	29.964	1:11.655 (2)	82.41	0.110	10:23:28.742	
9 -	41.850	30.060	1:11.910 (3)	82.12	0.365	10:24:40.652	
10 -	45.871	30.248	1:16.119	77.58	4.574	10:25:56.771	

P19 72 C		John HAMILTON		Yamaha TRZ250 - LW Racing			
IDEAL LAP TIME : 1:11.532		BEST LAP TIME : 1:11.855		DIFFERENCE : 0.323			
LAP	SECTOR 1	SECTOR 2	LAP TIME	MPH	DIFF	TIME OF DAY	
1 -	51.663	32.815	1:24.478	69.90	12.623	10:14:51.770	
2 -	44.199	31.240	1:15.439	78.28	3.584	10:16:07.209	
3 -	45.084	31.358	1:16.442	77.25	4.587	10:17:23.651	
4 -	42.953	30.070	1:13.023	80.87	1.168	10:18:36.674	
5 -	44.033	30.720	1:14.753	79.00	2.898	10:19:51.427	
6 -	42.520	29.739	1:12.259 (3)	81.72	0.404	10:21:03.686	
7 -	42.811	29.857	1:12.668	81.26	0.813	10:22:16.354	
8 -	42.351	29.836	1:12.187 (2)	81.81	0.332	10:23:28.541	
9 -	41.793	30.062	1:11.855 (1)	82.18		10:24:40.396	
10 -	44.405	30.916	1:15.321	78.40	3.466	10:25:55.717	

P20 60 C		Daniel GOUGH		Yamaha TZR250 - Kieran Lewis/G Force Mc			
IDEAL LAP TIME : 1:11.916		BEST LAP TIME : 1:11.916		DIFFERENCE : 0.000			
LAP	SECTOR 1	SECTOR 2	LAP TIME	MPH	DIFF	TIME OF DAY	
1 -	49.927	32.039	1:21.966	72.05	10.050	10:14:50.954	
2 -	42.924	30.376	1:13.300	80.56	1.384	10:16:04.254	
3 -	45.683	30.871	1:16.554	77.14	4.638	10:17:20.808	
4 -	44.440	29.990	1:14.430	79.34	2.514	10:18:35.238	
5 -	42.153	29.763	1:11.916 (1)	82.11		10:19:47.154	
6 -	42.905	30.171	1:13.076 (3)	80.81	1.160	10:21:00.230	
7 -	42.560	30.719	1:13.279	80.59	1.363	10:22:13.509	
8 -	42.813	30.640	1:13.453	80.40	1.537	10:23:26.962	
9 -	42.928	30.052	1:12.980 (2)	80.92	1.064	10:24:39.942	
10 -	46.096	30.136	1:16.232	77.46	4.316	10:25:56.174	

P21 199 C		Michael FROST		Yamaha TZR250 -			
IDEAL LAP TIME : 1:12.823		BEST LAP TIME : 1:12.931		DIFFERENCE : 0.108			
LAP	SECTOR 1	SECTOR 2	LAP TIME	MPH	DIFF	TIME OF DAY	
1 -	50.754	32.271	1:23.025	71.13	10.094	10:14:50.834	
2 -	44.456	31.504	1:15.960	77.74	3.029	10:16:06.794	
3 -	44.176	31.126	1:15.302	78.42	2.371	10:17:22.096	
4 -	43.481	30.939	1:14.420	79.35	1.489	10:18:36.516	
5 -	43.280	30.755	1:14.035	79.76	1.104	10:19:50.551	
6 -	42.864	30.067	1:12.931 (1)	80.97		10:21:03.482	
7 -	42.756	30.664	1:13.420 (2)	80.43	0.489	10:22:16.902	
8 -	43.551	30.520	1:14.071	79.72	1.140	10:23:30.973	
9 -	43.528	30.470	1:13.998 (3)	79.80	1.067	10:24:44.971	
10 -	45.384	IN PIT	1:28.896 P	66.43	15.965	10:26:13.867	

BMCR - MRO Championships 2022 - Rnd 2 @ Silverstone National

DFDS Yamaha Past Masters

QUALIFYING - SECTOR ANALYSIS



SECTOR 1 = FL to I1, SECTOR 2 = I1 to FL, DIFF = Difference To Personal Best Lap, P = Crossed Finish Line in Pit Lane, D = Time Disallowed

P22 71 C Alan BUSHELL			Yamaha RD250LC -			
IDEAL LAP TIME : 1:13.319		BEST LAP TIME : 1:13.382		DIFFERENCE : 0.063		
LAP	SECTOR 1	SECTOR 2	LAP TIME	MPH	DIFF	TIME OF DAY
1 -	51.379	31.553	1:22.932	71.21	9.550	10:14:47.929
2 -	44.528	31.236	1:15.764	77.94	2.382	10:16:03.693
3 -	45.996	30.982	1:16.978	76.71	3.596	10:17:20.671
4 -	44.218	30.295	1:14.513	79.25	1.131	10:18:35.184
5 -	43.425	30.608	1:14.033 (2)	79.77	0.651	10:19:49.217
6 -	43.488	29.894	1:13.382 (1)	80.47		10:21:02.599
7 -	43.505	30.686	1:14.191	79.60	0.809	10:22:16.790
8 -	43.800	30.309	1:14.109 (3)	79.68	0.727	10:23:30.899
9 -	44.375	30.616	1:14.991	78.75	1.609	10:24:45.890
10 -	47.528	30.945	1:18.473	75.25	5.091	10:26:04.363

P23 73 C Colvin TURNER			Yamaha TZR250 -			
IDEAL LAP TIME : 1:13.562		BEST LAP TIME : 1:13.760		DIFFERENCE : 0.198		
LAP	SECTOR 1	SECTOR 2	LAP TIME	MPH	DIFF	TIME OF DAY
1 -	48.993	31.474	1:20.467	73.39	6.707	10:14:53.300
2 -	43.512	31.262	1:14.774	78.98	1.014	10:16:08.074
3 -	45.175	30.739	1:15.914	77.79	2.154	10:17:23.988
4 -	45.327	30.672	1:15.999	77.70	2.239	10:18:39.987
5 -	43.699	30.061	1:13.760 (1)	80.06		10:19:53.747
6 -	44.354	30.050	1:14.404 (3)	79.37	0.644	10:21:08.151
7 -	43.804	31.134	1:14.938	78.80	1.178	10:22:23.089
8 -	45.091	31.962	1:17.053	76.64	3.293	10:23:40.142
9 -	44.120	30.095	1:14.215 (2)	79.57	0.455	10:24:54.357
10 -	46.122	IN PIT	1:29.340 P	66.10	15.580	10:26:23.697

P24 65 C Nigel TERRY			Yamaha TZR250 - NTrap Garage Doors			
IDEAL LAP TIME : 1:14.990		BEST LAP TIME : 1:14.990		DIFFERENCE : 0.000		
LAP	SECTOR 1	SECTOR 2	LAP TIME	MPH	DIFF	TIME OF DAY
1 -	53.243	34.355	1:27.598	67.41	12.608	10:14:46.406
2 -	46.027	32.523	1:18.550	75.18	3.560	10:16:04.956
3 -	46.167	32.418	1:18.585	75.15	3.595	10:17:23.541
4 -	45.891	31.590	1:17.481 (3)	76.22	2.491	10:18:41.022
5 -	43.725	31.265	1:14.990 (1)	78.75		10:19:56.012
6 -	44.666	31.729	1:16.395 (2)	77.30	1.405	10:21:12.407
7 -	45.722	33.637	1:19.359	74.41	4.369	10:22:31.766
8 -	45.799	32.527	1:18.326	75.39	3.336	10:23:50.092
9 -	50.255	32.440	1:22.695	71.41	7.705	10:25:12.787

P25 69 C Mark ELLERAY			Yamaha TZR250 - Abbot Solutions Ltd			
IDEAL LAP TIME : 1:15.445		BEST LAP TIME : 1:15.613		DIFFERENCE : 0.168		
LAP	SECTOR 1	SECTOR 2	LAP TIME	MPH	DIFF	TIME OF DAY
1 -	58.633	33.163	1:31.796	64.33	16.183	10:15:10.731
2 -	44.948	31.107	1:16.055	77.64	0.442	10:16:26.786
3 -	46.148	31.591	1:17.739	75.96	2.126	10:17:44.525
4 -	45.843	31.721	1:17.564	76.13	1.951	10:19:02.089
5 -	44.734	31.889	1:16.623	77.07	1.010	10:20:18.712
6 -	44.808	30.805	1:15.613 (1)	78.10		10:21:34.325
7 -	44.640	31.257	1:15.897 (3)	77.81	0.284	10:22:50.222
8 -	44.885	30.890	1:15.775 (2)	77.93	0.162	10:24:05.997
9 -	49.042	IN PIT	1:32.200 P	64.05	16.587	10:25:38.197

BMCRG - MRO Championships 2022 - Rnd 2 @ Silverstone National

DFDS Yamaha Past Masters

QUALIFYING - SECTOR ANALYSIS



SECTOR 1 = FL to I1, SECTOR 2 = I1 to FL, DIFF = Difference To Personal Best Lap, P = Crossed Finish Line in Pit Lane, D = Time Disallowed

P26 25 C		Stephen WIMBLE		Yamaha TZR 250 - S.B.W Contractor			
IDEAL LAP TIME : 1:16.018		BEST LAP TIME : 1:16.038		DIFFERENCE : 0.020			
LAP	SECTOR 1	SECTOR 2	LAP TIME	MPH	DIFF	TIME OF DAY	
1 -	53.802	34.828	1:28.630	66.63	12.592	10:15:03.789	
2 -	46.173	33.091	1:19.264	74.50	3.226	10:16:23.053	
3 -	48.078	33.864	1:21.942	72.07	5.904	10:17:44.995	
4 -	46.270	32.012	1:18.282	75.44	2.244	10:19:03.277	
5 -	45.311	32.111	1:17.422	76.27	1.384	10:20:20.699	
6 -	45.459	31.426	1:16.885 (2)	76.81	0.847	10:21:37.584	
7 -	44.592	31.446	1:16.038 (1)	77.66		10:22:53.622	
8 -	45.588	31.797	1:17.385 (3)	76.31	1.347	10:24:11.007	
9 -	46.331	31.886	1:18.217	75.50	2.179	10:25:29.224	

P27 100 R		Stephen LANE		Yamaha TZR250 - www.ypmrc.co.uk			
IDEAL LAP TIME : 1:15.634		BEST LAP TIME : 1:16.762		DIFFERENCE : 1.128			
LAP	SECTOR 1	SECTOR 2	LAP TIME	MPH	DIFF	TIME OF DAY	
1 -	55.049	32.769	1:27.818	67.24	11.056	10:15:04.483	
2 -	45.794	33.114	1:18.908	74.84	2.146	10:16:23.391	
3 -	47.378	33.488	1:20.866	73.03	4.104	10:17:44.257	
4 -	46.472	32.055	1:18.527	75.20	1.765	10:19:02.784	
5 -	45.234	32.430	1:17.664 (3)	76.04	0.902	10:20:20.448	
6 -	47.960	31.396	1:19.356	74.41	2.594	10:21:39.804	
7 -	44.801	31.961	1:16.762 (1)	76.93		10:22:56.566	
8 -	45.755	31.570	1:17.325 (2)	76.37	0.563	10:24:13.891	
9 -	50.621	30.833	1:21.454	72.50	4.692	10:25:35.345	

P28 92 C		Andrew MOOK		Yamaha TZR250 -			
IDEAL LAP TIME : 1:17.226		BEST LAP TIME : 1:17.226		DIFFERENCE : 0.000			
LAP	SECTOR 1	SECTOR 2	LAP TIME	MPH	DIFF	TIME OF DAY	
1 -	47.438	29.788	1:17.226 (1)	76.47		10:14:42.366	

P29 3 C		Dan NEMATI		Yamaha TZR250 -			
IDEAL LAP TIME : 1:16.688		BEST LAP TIME : 1:17.277		DIFFERENCE : 0.589			
LAP	SECTOR 1	SECTOR 2	LAP TIME	MPH	DIFF	TIME OF DAY	
1 -	53.024	33.391	1:26.415	68.34	9.138	10:15:03.407	
2 -	46.129	32.394	1:18.523	75.20	1.246	10:16:21.930	
3 -	48.528	33.044	1:21.572	72.39	4.295	10:17:43.502	
4 -	46.459	32.380	1:18.839	74.90	1.562	10:19:02.341	
5 -	45.282	32.593	1:17.875	75.83	0.598	10:20:20.216	
6 -	46.818	31.758	1:18.576	75.15	1.299	10:21:38.792	
7 -	45.223	32.054	1:17.277 (1)	76.42		10:22:56.069	
8 -	45.772	31.761	1:17.533 (2)	76.16	0.256	10:24:13.602	
9 -	46.356	31.465	1:17.821 (3)	75.88	0.544	10:25:31.423	

P30 87 C		Denise BUTTON		Yamaha TZR250 -			
IDEAL LAP TIME : 1:18.461		BEST LAP TIME : 1:18.771		DIFFERENCE : 0.310			
LAP	SECTOR 1	SECTOR 2	LAP TIME	MPH	DIFF	TIME OF DAY	
1 -	56.117	34.135	1:30.252	65.43	11.481	10:14:53.667	
2 -	46.304	32.467	1:18.771 (1)	74.97		10:16:12.438	
3 -	46.587	33.003	1:19.590	74.20	0.819	10:17:32.028	
4 -	46.596	32.772	1:19.368	74.40	0.597	10:18:51.396	
5 -	45.994	34.393	1:20.387	73.46	1.616	10:20:11.783	
6 -	46.121	32.963	1:19.084 (3)	74.67	0.313	10:21:30.867	
7 -	46.325	33.044	1:19.369	74.40	0.598	10:22:50.236	
8 -	46.237	32.764	1:19.001 (2)	74.75	0.230	10:24:09.237	
9 -	48.715	33.899	1:22.614	71.48	3.843	10:25:31.851	

BMCRC - MRO Championships 2022 - Rnd 2 @ Silverstone National

DFDS Yamaha Past Masters

QUALIFYING - SECTOR ANALYSIS



SECTOR 1 = FL to I1, SECTOR 2 = I1 to FL, DIFF = Difference To Personal Best Lap, P = Crossed Finish Line in Pit Lane, D = Time Disallowed

P31 67		Mark BAILEY		Yamaha TZR250 - South Eastern Air Conditioning Ltd			
IDEAL LAP TIME : 1:19.280		BEST LAP TIME : 1:19.425		DIFFERENCE : 0.145			
LAP	SECTOR 1	SECTOR 2	LAP TIME	MPH	DIFF	TIME OF DAY	
1 -	51.804	32.853	1:24.657	69.75	5.232	10:14:55.738	
2 -	47.196	32.588	1:19.784 (2)	74.02	0.359	10:16:15.522	
3 -	48.451	32.664	1:21.115	72.80	1.690	10:17:36.637	
4 -	48.275	32.877	1:21.152	72.77	1.727	10:18:57.789	
5 -	48.238	32.999	1:21.237	72.69	1.812	10:20:19.026	
6 -	46.912	32.513	1:19.425 (1)	74.35		10:21:38.451	
7 -	47.943	32.693	1:20.636	73.23	1.211	10:22:59.087	
8 -	47.813	32.368	1:20.181 (3)	73.65	0.756	10:24:19.268	
9 -	52.745	32.538	1:25.283	69.24	5.858	10:25:44.551	

P32 99 C		Paul FIRTH		Yamaha TZR250 - Joanne Porter			
IDEAL LAP TIME : 1:30.741		BEST LAP TIME : 1:30.741		DIFFERENCE : 0.000			
LAP	SECTOR 1	SECTOR 2	LAP TIME	MPH	DIFF	TIME OF DAY	
1 -	1:00.278	37.325	1:37.603 (2)	60.50	6.862	10:15:12.502	
2 -	54.186	36.555	1:30.741 (1)	65.08		10:16:43.243	

P33 471 R		Laura PETERS		Yamaha TZR250 -			
IDEAL LAP TIME : 1:33.637		BEST LAP TIME : 1:34.606		DIFFERENCE : 0.969			
LAP	SECTOR 1	SECTOR 2	LAP TIME	MPH	DIFF	TIME OF DAY	
1 -	1:05.185	41.236	1:46.421	55.49	11.815	10:15:20.093	
2 -	57.488	40.162	1:37.650 (2)	60.47	3.044	10:16:57.743	
3 -	1:03.764	38.121	1:41.885	57.96	7.279	10:18:39.628	
4 -	55.516	39.090	1:34.606 (1)	62.42		10:20:14.234	
5 -	56.635	44.470	1:41.105 (3)	58.41	6.499	10:21:55.339	
6 -	56.805	IN PIT	2:00.037 P	49.19	25.431	10:23:55.376	

P34 59 C		Neil HESMAN		Yamaha RD350R - The Village Websmith - Farkham Hall			
IDEAL LAP TIME : 1:47.415		BEST LAP TIME : 1:47.415		DIFFERENCE : 0.000			
LAP	SECTOR 1	SECTOR 2	LAP TIME	MPH	DIFF	TIME OF DAY	
1 -	1:03.670	43.745	1:47.415 (1)	54.97		10:15:20.066	

BMCRC - MRO Championships 2022 - Rnd 2 @ Silverstone National

DFDS Yamaha Past Masters

QUALIFYING - BEST SECTORS

SECTOR 1			SECTOR 2			IDEAL / BEST COMPARISON						
POS	NO	NAME	TIME	NO	NAME	TIME	POS	NO	NAME	IDEAL	BEST	DIFF
									PERFECT LAP	1:06.251		
1	51	WHOLEY	39.169	30	COOPER	27.082	1	51	WHOLEY	1:06.463	1:06.932	0.469
2	81	GRANT	39.195	51	WHOLEY	27.294	2	81	GRANT	1:06.646	1:06.809	0.163
3	19	BRANTON	39.195	81	GRANT	27.451	3	30	COOPER	1:06.684	1:06.993	0.309
4	30	COOPER	39.602	61	WELCH	27.872	4	19	BRANTON	1:07.130	1:07.416	0.286
5	45	MOORE	40.238	19	BRANTON	27.935	5	61	WELCH	1:08.219	1:08.648	0.429
6	74	WHITBY	40.282	29	CRIPPS	28.104	6	74	WHITBY	1:08.807	1:09.063	0.256
7	61	WELCH	40.347	57	MOOK	28.313	7	29	CRIPPS	1:08.821	1:08.821	0.000
8	8	BALL	40.376	74	WHITBY	28.525	8	57	MOOK	1:09.111	1:09.421	0.310
9	55	TOLAND	40.396	88	STANLEY	28.555	9	88	STANLEY	1:09.161	1:09.296	0.135
10	88	STANLEY	40.606	28	McCARTER	28.690	10	8	BALL	1:09.175	1:09.527	0.352
11	27	HAYWARD	40.667	6	ABRAHAM	28.724	11	55	TOLAND	1:09.395	1:09.663	0.268
12	29	CRIPPS	40.717	27	HAYWARD	28.796	12	27	HAYWARD	1:09.463	1:09.463	0.000
13	57	MOOK	40.798	8	BALL	28.799	13	45	MOORE	1:10.428	1:10.428	0.000
14	70	BURSCOUGH	41.691	333	STUBBERFIELD	28.853	14	28	McCARTER	1:10.494	1:10.676	0.182
15	333	STUBBERFIELD	41.767	55	TOLAND	28.999	15	6	ABRAHAM	1:10.531	1:10.630	0.099
16	72	HAMILTON	41.793	26	LEE	29.398	16	333	STUBBERFIELD	1:10.620	1:10.642	0.022
17	28	McCARTER	41.804	70	BURSCOUGH	29.550	17	70	BURSCOUGH	1:11.241	1:11.545	0.304
18	6	ABRAHAM	41.807	72	HAMILTON	29.739	18	26	LEE	1:11.293	1:11.361	0.068
19	26	LEE	41.895	60	GOUGH	29.763	19	72	HAMILTON	1:11.532	1:11.855	0.323
20	60	GOUGH	42.153	92	MOOK	29.788	20	60	GOUGH	1:11.916	1:11.916	0.000
21	199	FROST	42.756	71	BUSHELL	29.894	21	199	FROST	1:12.823	1:12.931	0.108
22	71	BUSHELL	43.425	73	TURNER	30.050	22	71	BUSHELL	1:13.319	1:13.382	0.063
23	73	TURNER	43.512	199	FROST	30.067	23	73	TURNER	1:13.562	1:13.760	0.198
24	65	TERRY	43.725	45	MOORE	30.190	24	65	TERRY	1:14.990	1:14.990	0.000
25	25	WIMBLE	44.592	69	ELLERAY	30.805	25	69	ELLERAY	1:15.445	1:15.613	0.168
26	69	ELLERAY	44.640	100	LANE	30.833	26	100	LANE	1:15.634	1:16.762	1.128
27	100	LANE	44.801	65	TERRY	31.265	27	25	WIMBLE	1:16.018	1:16.038	0.020
28	3	NEMATI	45.223	25	WIMBLE	31.426	28	3	NEMATI	1:16.688	1:17.277	0.589
29	87	BUTTON	45.994	3	NEMATI	31.465	29	92	MOOK	1:17.226	1:17.226	0.000
30	67	BAILEY	46.912	67	BAILEY	32.368	30	87	BUTTON	1:18.461	1:18.771	0.310
31	92	MOOK	47.438	87	BUTTON	32.467	31	67	BAILEY	1:19.280	1:19.425	0.145
32	99	FIRTH	54.186	99	FIRTH	36.555	32	99	FIRTH	1:30.741	1:30.741	0.000
33	471	PETERS	55.516	471	PETERS	38.121	33	471	PETERS	1:33.637	1:34.606	0.969
34	59	HESMAN	1:03.670	59	HESMAN	43.745	34	59	HESMAN	1:47.415	1:47.415	0.000

BMCRC - MRO Championships 2022 - Rnd 2 @ Silverstone National

DFDS Yamaha Past Masters

QUALIFYING - STATISTICS

Competitors Started 34
Planned Start 2022-04-02 @ 10:08:00.000
Actual Start 2022-04-02 @ 10:13:07.398
Finish Time 2022-04-02 @ 10:24:56.646
Track Length 1.6404mi.
Total Laps 295
Total Distance Covered 483.9367mi.

Session Fastest Lap History

NO	CL	NAME	LAP TIME	TIME OF DAY	LAP	VEHICLE
19		Peter BRANTON	1:17.439	10:14:34.351	1	Yamaha TZR 250
55		Paul TOLAND	1:16.174	10:14:35.239	1	Yamaha TZR250
81		Scott GRANT	1:14.313	10:14:35.261	1	Yamaha TZR250
81		Scott GRANT	1:06.973	10:15:42.222	2	Yamaha TZR250
81		Scott GRANT	1:06.809	10:22:36.148	8	Yamaha TZR250

Flag History

TYPE	TIME OF DAY
GREEN	10:13:07.398
FINISH	10:24:56.646

Flag Statistics

TYPE	COUNT	TOTAL LAPS	TOTAL TIME
Green	1	11	13:28.759
Red	0	0	0.000
Safety Car	0	0	0.000
FCY	0	0	0.000

BMCRC - MRO Championships 2022 - Rnd 2 @ Silverstone National

DFDS Yamaha Past Masters

QUALIFYING - STATISTICS

CLASS :

17 Starters

Fastest Lap History

NO	NAME	LAP TIME	TIME OF DAY	LAP	VEHICLE
19	Peter BRANTON	1:17.439	10:14:34.351	1	Yamaha TZR 250
55	Paul TOLAND	1:16.174	10:14:35.239	1	Yamaha TZR250
81	Scott GRANT	1:14.313	10:14:35.261	1	Yamaha TZR250
81	Scott GRANT	1:06.973	10:15:42.222	2	Yamaha TZR250
81	Scott GRANT	1:06.809	10:22:36.148	8	Yamaha TZR250

BMCRC - MRO Championships 2022 - Rnd 2 @ Silverstone National

DFDS Yamaha Past Masters

QUALIFYING - STATISTICS

CLASS : C

15 Starters

Fastest Lap History

NO	NAME	LAP TIME	TIME OF DAY	LAP	VEHICLE
333	Mark STUBBERFIELD	1:16.659	10:14:38.267	1	Yamaha TZR250
333	Mark STUBBERFIELD	1:11.738	10:15:50.006	2	Yamaha TZR250
333	Mark STUBBERFIELD	1:10.783	10:17:00.789	3	Yamaha TZR250
333	Mark STUBBERFIELD	1:10.642	10:19:23.657	5	Yamaha TZR250

BMCRC - MRO Championships 2022 - Rnd 2 @ Silverstone National

DFDS Yamaha Past Masters

QUALIFYING - STATISTICS

CLASS : R

2 Starters

Fastest Lap History

NO	NAME	LAP TIME	TIME OF DAY	LAP	VEHICLE
100	Stephen LANE	1:27.818	10:15:04.474	1	Yamaha TZR250
100	Stephen LANE	1:18.908	10:16:23.382	2	Yamaha TZR250
100	Stephen LANE	1:18.527	10:19:02.776	4	Yamaha TZR250
100	Stephen LANE	1:17.664	10:20:20.439	5	Yamaha TZR250
100	Stephen LANE	1:16.762	10:22:56.558	7	Yamaha TZR250

BMCRC - MRO Championships 2022 - Rnd 2 @ Silverstone National
DFDS Yamaha Past Masters
RACE 6 - GRID (8 Laps)

ROW 12				34	59	Neil HESMAN	1:47.415						
ROW 11		33	471	Laura PETERS	1:34.606	32	99	Paul FIRTH	1:30.741	31	67	Mark BAILEY	1:19.425
ROW 10	30	87	Denise BUTTON	1:18.771	29	3	Dan NEMATI	1:17.277	28	92	Andrew MOOK	1:17.226	
ROW 9		27	100	Stephen LANE	1:16.762	26	25	Stephen WIMBLE	1:16.038	25	69	Mark ELLERAY	1:15.613
ROW 8	24	65	Nigel TERRY	1:14.990	23	73	Colvin TURNER	1:13.760	22	71	Alan BUSHELL	1:13.382	
ROW 7		21	199	Michael FROST	1:12.931	20	60	Daniel GOUGH	1:11.916	19	72	John HAMILTON	1:11.855
ROW 6	18	70	Andrew BURSCOUGH	1:11.545	17	26	Damian LEE	1:11.361	16	28	Liam McCARTER	1:10.676	
ROW 5		15	333	Mark STUBBERFIELD	1:10.642	14	6	David ABRAHAM	1:10.630	13	45	Peter MOORE	1:10.428
ROW 4	12	55	Paul TOLAND	1:09.663	11	8	David BALL	1:09.527	10	27	Richard HAYWARD	1:09.463	
ROW 3		9	57	Geoff MOOK	1:09.421	8	88	Michael STANLEY	1:09.296	7	74	Paul WHITBY	1:09.063
ROW 2	6	29	Derek CRIPPS	1:08.821	5	61	Paul WELCH	1:08.648	4	19	Peter BRANTON	1:07.416	
ROW 1		3	30	Alan COOPER	1:06.993	2	51	Kevin WHOLEY	1:06.932	1	81	Scott GRANT	1:06.809
												Pole	

Silverstone National: 1.6404 miles

These results are provisional until the conclusion of any judicial and technical matters.

Clerk Of Course :	Stewards :	Timekeeper : Craig Smith
-------------------	------------	--------------------------

 Results can be found at www.tsl-timing.com

Printed - 10:27 Saturday, 02 April 2022



BMCRC - MRO Championships 2022 - Rnd 2 @ Silverstone National
DFDS Yamaha Past Masters
RACE 6 - CLASSIFICATION

POS	NO	CL	PIC NAME	ENTRY	LAPS	TIME	GAP	DIFF	MPH	BEST	ON
1	19		1 Peter BRANTON	Yamaha TZR 250 - Exactweld Racing	8	8:56.614			88.04	1:05.886	2
2	81		2 Scott GRANT	Yamaha TZR250 - Katie, Mum and Dad	8	8:57.618	1.004	1.004	87.87	1:05.938	2
3	61		3 Paul WELCH	Yamaha TZR250 -	8	9:14.181	17.567	16.563	85.25	1:07.788	2
4	55		4 Paul TOLAND	Yamaha TZR250 - Kippers keys	8	9:15.903	19.289	1.722	84.98	1:08.295	7
5	57		5 Geoff MOOK	Yamaha TZR250 -	8	9:16.154	19.540	0.251	84.94	1:08.231	6
6	88		6 Michael STANLEY	Yamaha TZR250 -	8	9:16.649	20.035	0.495	84.87	1:08.420	8
7	74		7 Paul WHITBY	Yamaha TZR250 - Greybridge Ltd	8	9:19.000	22.386	2.351	84.51	1:08.189	6
8	8		8 David BALL	Yamaha TZR250 - Gardiner Page and Roe pension c	8	9:19.313	22.699	0.313	84.47	1:08.078	6
9	29		9 Derek CRIPPS	Yamaha TZR250 - Kelly Cripps - Team FBR	8	9:19.707	23.093	0.394	84.41	1:08.541	6
10	28		10 Liam McCARTER	Yamaha TZR250 - Katie McCarter	8	9:20.007	23.393	0.300	84.36	1:08.193	6
11	70		11 Andrew BURSCOUGH	Yamaha YPVS 350 - Apollo/Merlin/Abbey/Martianur	8	9:20.983	24.369	0.976	84.21	1:08.677	4
12	45		12 Peter MOORE	Yamaha TZR250 -	8	9:31.403	34.789	10.420	82.68	1:09.406	3
13	6		13 David ABRAHAM	Yamaha TZR 250 - Cambridge Motorcycles	8	9:40.663	44.049	9.260	81.36	1:10.868	7
14	72	C	1 John HAMILTON	Yamaha TZR250 - LW Racing	8	9:41.687	45.073	1.024	81.22	1:10.950	3
15	333	C	2 Mark STUBBERFIELD	Yamaha TZR250 - Polished concrete London	8	9:41.817	45.203	0.130	81.20	1:10.802	8
16	26	C	3 Damian LEE	Yamaha TZR250 - Leed Autos	8	9:42.423	45.809	0.606	81.11	1:10.630	2
17	92	C	4 Andrew MOOK	Yamaha TZR250 -	8	9:43.126	46.512	0.703	81.02	1:11.167	2
18	60	C	5 Daniel GOUGH	Yamaha TZR250 - Kieran Lewis/G Force Mc	8	9:43.620	47.006	0.494	80.95	1:11.134	2
19	199	C	6 Michael FROST	Yamaha TZR250 -	8	9:46.535	49.921	2.915	80.54	1:11.850	5
20	73	C	7 Colvin TURNER	Yamaha TZR250 -	8	9:53.306	56.692	6.771	79.63	1:11.554	2
21	100	R	1 Stephen LANE	Yamaha TZR250 - www.ypmrc.co.uk	8	9:59.453	1:02.839	6.147	78.81	1:13.221	6
22	71	C	8 Alan BUSHELL	Yamaha RD250LC -	8	10:00.259	1:03.645	0.806	78.70	1:12.728	6
23	69	C	9 Mark ELLERAY	Yamaha TZR250 - Abbot Solutions Ltd	8	10:00.849	1:04.235	0.590	78.63	1:12.990	6
24	3	C	10 Dan NEMATI	Yamaha TZR250 -	8	10:06.573	1:09.959	5.724	77.88	1:14.318	6
25	25	C	11 Stephen WIMBLE	Yamaha TZR 250 - S.B.W Contractor	8	10:07.577	1:10.963	1.004	77.76	1:14.325	3
26	87	C	12 Denise BUTTON	Yamaha TZR250 -	7	9:10.148	1 Lap	1 Lap	75.14	1:16.325	2
27	65	C	13 Nigel TERRY	Yamaha TZR250 - NTrap Garage Doors	7	9:10.359	1 Lap	0.211	75.11	1:14.737	2
28	67		14 Mark BAILEY	Yamaha TZR250 - South Eastern Air Conditioning ltc	7	9:27.397	1 Lap	17.038	72.85	1:19.145	3
29	99	C	14 Paul FIRTH	Yamaha TZR250 - Joanne Porter	7	9:41.314	1 Lap	13.917	71.11	1:20.335	5
30	59	C	15 Neil HESMAN	Yamaha RD350R - The Village Websmith - Farkham	6	8:55.770	2 Laps	1 Lap	66.13	1:27.048	2
31	471	R	2 Laura PETERS	Yamaha TZR250 -	6	9:34.864	2 Laps	39.094	61.63	1:30.420	5

NOT CLASSIFIED

DNF	27		Richard HAYWARD	Yamaha TZR250 - Hazel Motors/ Gforce	4	4:35.525	4 Laps	2 Laps	85.73	1:07.223	2
DNF	30		Alan COOPER	Yamaha TZR250 - twistgrip motorcycles	3	3:25.580	5 Laps	1 Lap	86.18	1:06.822	3

FASTEST LAP

	19		Peter BRANTON	Yamaha TZR 250 - Exactweld Racing	2	1:05.886			89.63 mph	144.25 kph
	26	C	Damian LEE	Yamaha TZR250 - Leed Autos	2	1:10.630			83.61 mph	134.56 kph
	100	R	Stephen LANE	Yamaha TZR250 - www.ypmrc.co.uk	6	1:13.221			80.65 mph	129.80 kph

Class - 92.5% of Race Speed = 81.43 mph
 Class C - 92.5% of Race Speed = 75.12 mph
 Class R - 92.5% of Race Speed = 72.89 mph

Weather / Track : Cloudy / Dry

These results are provisional until the conclusion of any judicial and technical matters.

Race Distance: 8 Laps / 13.12 miles

Silverstone National: 1.6404 miles

Date: 02/04/2022 Start: 14:08 Finish: 14:17

Clerk Of Course :

Stewards :

Timekeeper : Craig Smith

 Results can be found at www.tsl-timing.com

Printed - 14:21 Saturday, 02 April 2022



BMCRC - MRO Championships 2022 - Rnd 2 @ Silverstone National

DFDS Yamaha Past Masters

RACE 6 - LAP CHART

LAP 1 @ 14:09:34.679

NO	BEHIND	LAP TIME
81		1:10.280
19	0.133	1:10.413
30	1.628	1:11.908
27	2.417	1:12.697
61	2.931	1:13.211
88	3.792	1:14.072
74	3.895	1:14.175
55	4.078	1:14.358
8	4.588	1:14.868
57	4.761	1:15.041
29	5.206	1:15.486
70	5.673	1:15.953
28	6.147	1:16.427
45	6.453	1:16.733
333	7.009	1:17.289
6	7.203	1:17.483
26	7.772	1:18.052
60	7.995	1:18.275
72	8.379	1:18.659
73	8.824	1:19.104
92	9.480	1:19.760
199	9.633	1:19.913
25	11.284	1:21.564
65	11.458	1:21.738
71	11.515	1:21.795
69	11.848	1:22.128
100	12.221	1:22.501
3	13.468	1:23.748
87	14.654	1:24.934
67	16.398	1:26.678
99	19.346	1:29.626
59	22.556	1:32.836
471	32.428	1:42.708

LAP 3 @ 14:11:47.548

NO	BEHIND	LAP TIME
19		1:06.850
81	0.357	1:07.288
30	2.431	1:06.822
27	4.376	1:07.605
61	6.254	1:08.404
55	9.202	1:09.276
88	9.203	1:09.287
74	9.470	1:09.118
8	9.690	1:08.860
57	9.804	1:09.154
29	10.273	1:09.154
70	10.842	1:09.050
28	11.322	1:09.298
45	12.508	1:09.406
333	17.345	1:12.094
26	17.628	1:12.095
72	18.062	1:10.950
6	18.338	1:12.437
60	18.734	1:12.474
92	19.647	1:11.869
73	19.838	1:12.329
199	21.525	1:12.043
71	26.171	1:14.126
25	27.829	1:14.325
100	28.002	1:14.365
69	28.640	1:14.431
65	29.399	1:16.073
3	29.956	1:14.665
87	34.608	1:16.498
67	41.860	1:19.145
99	51.926	1:22.267
59	1:05.406	1:28.671

LAP 4 @ 14:12:54.387

NO	BEHIND	LAP TIME
81		1:06.482
19	0.328	1:07.167
27	5.537	1:08.000
61	7.960	1:08.545
55	11.118	1:08.755
88	11.119	1:08.755
74	11.900	1:09.269
57	12.083	1:09.118
8	12.300	1:09.449
29	12.531	1:09.097
70	12.680	1:08.677
28	13.277	1:08.794
45	15.717	1:10.048
471	1 Lap	1:33.113
333	22.844	1:12.338
26	23.290	1:12.501
72	24.008	1:12.785
6	24.213	1:12.714
60	24.600	1:12.705
73	25.569	1:12.570
92	25.707	1:12.899

LAP 5 @ 14:14:01.127

NO	BEHIND	LAP TIME
19		1:06.412
81	0.246	1:06.986
99	1 Lap	1:24.398
61	10.002	1:08.782
55	13.421	1:09.043
57	13.693	1:08.350
88	13.962	1:09.583
29	14.734	1:08.943
74	14.943	1:09.783
8	15.332	1:09.772
28	15.930	1:09.393
70	15.972	1:10.032
45	20.196	1:11.219
59	1 Lap	1:28.555
333	28.476	1:12.372
26	28.911	1:12.361
72	29.104	1:11.836
6	29.401	1:11.928
60	29.691	1:11.831
92	31.421	1:12.454
73	31.649	1:12.820
199	31.740	1:11.850
71	42.027	1:13.774
100	42.397	1:13.939
69	43.224	1:13.480
25	44.732	1:15.146
3	45.193	1:14.326
471	1 Lap	1:38.822
65	54.452	1:20.884
87	57.256	1:18.428

LAP 6 @ 14:15:07.616

NO	BEHIND	LAP TIME
19		1:06.489
81	0.293	1:06.536
67	1 Lap	1:20.273
61	12.459	1:08.946
57	15.435	1:08.231
55	15.500	1:08.568
88	16.182	1:08.709
99	1 Lap	1:20.335
74	16.643	1:08.189
29	16.786	1:08.541
8	16.921	1:08.078
28	17.634	1:08.193
70	18.489	1:09.006
45	24.965	1:11.258
333	34.372	1:12.385
72	35.248	1:12.633
6	35.327	1:12.415
26	35.622	1:13.200
60	36.056	1:12.854
92	36.614	1:11.682

LAP 7 @ 14:16:14.633

NO	BEHIND	LAP TIME
19		1:07.017
81	0.243	1:06.967
65	1 Lap	1:19.675
87	1 Lap	1:19.022
471	2 Laps	1:30.420
61	14.125	1:08.683
67	1 Lap	1:20.220
55	16.778	1:08.295
57	17.120	1:08.702
88	17.995	1:08.830
74	19.155	1:09.529
8	19.561	1:09.657
29	19.796	1:10.027
28	20.060	1:09.443
70	21.131	1:09.659
45	29.332	1:11.384
99	1 Lap	1:20.625
6	39.178	1:10.868
72	40.471	1:12.240
333	40.781	1:13.426
26	40.931	1:12.326
60	41.297	1:12.258
92	41.439	1:11.842
199	43.300	1:12.256
73	48.408	1:15.196
100	55.666	1:13.554
71	55.832	1:14.583
69	56.427	1:13.719
3	1:01.236	1:15.231
25	1:02.179	1:15.861
59	1 Lap	1:30.675

LAP 8 @ 14:17:21.013

NO	BEHIND	LAP TIME
19		1:06.380
81	1.004	1:07.141
87	1 Lap	1:17.142
65	1 Lap	1:19.504
61	17.567	1:09.822
55	19.289	1:08.891
57	19.540	1:08.800
88	20.035	1:08.420
74	22.386	1:09.611
8	22.699	1:09.518
29	23.093	1:09.677
28	23.393	1:09.713
70	24.369	1:09.618
67	1 Lap	1:21.894
45	34.789	1:11.837
471	2 Laps	1:33.478
6	44.049	1:11.251
99	1 Lap	1:20.881
72	45.073	1:10.982
333	45.203	1:10.802

Weather / Track : Cloudy / Dry

Results can be found at www.tsl-timing.com

Silverstone National: 1.6404 miles
Date: 02/04/2022 Start: 14:08 Finish: 14:17

Printed - 14:21 Saturday, 02 April 2022

BMCRC - MRO Championships 2022 - Rnd 2 @ Silverstone National

DFDS Yamaha Past Masters

RACE 6 - SECTOR ANALYSIS



SECTOR 1 = FL to I1, SECTOR 2 = I1 to FL, DIFF = Difference To Personal Best Lap, P = Crossed Finish Line in Pit Lane, D = Time Disallowed

P1 19		Peter BRANTON		Yamaha TZR 250 - Exactweld Racing			
IDEAL LAP TIME : 1:05.718		BEST LAP TIME : 1:05.886		DIFFERENCE : 0.168			
LAP	SECTOR 1	SECTOR 2	LAP TIME	MPH	DIFF	TIME OF DAY	
1 -		27.394	1:10.413	83.87	4.527	14:09:34.812	
2 -	39.011	26.875	1:05.886 (1)	89.63		14:10:40.698	
3 -	39.041	27.809	1:06.850	88.34	0.964	14:11:47.548	
4 -	39.912	27.255	1:07.167	87.92	1.281	14:12:54.715	
5 -	38.843	27.569	1:06.412 (3)	88.92	0.526	14:14:01.127	
6 -	38.927	27.562	1:06.489	88.82	0.603	14:15:07.616	
7 -	39.078	27.939	1:07.017	88.12	1.131	14:16:14.633	
8 -	38.991	27.389	1:06.380 (2)	88.96	0.494	14:17:21.013	

P2 81		Scott GRANT		Yamaha TZR250 - Katie, Mum and Dad			
IDEAL LAP TIME : 1:05.437		BEST LAP TIME : 1:05.938		DIFFERENCE : 0.501			
LAP	SECTOR 1	SECTOR 2	LAP TIME	MPH	DIFF	TIME OF DAY	
1 -		27.289	1:10.280	84.02	4.342	14:09:34.679	
2 -	39.058	26.880	1:05.938 (1)	89.56		14:10:40.617	
3 -	39.372	27.916	1:07.288	87.76	1.350	14:11:47.905	
4 -	39.505	26.977	1:06.482 (2)	88.83	0.544	14:12:54.387	
5 -	39.189	27.797	1:06.986	88.16	1.048	14:14:01.373	
6 -	38.911	27.625	1:06.536 (3)	88.75	0.598	14:15:07.909	
7 -	38.557	28.410	1:06.967	88.18	1.029	14:16:14.876	
8 -	39.202	27.939	1:07.141	87.95	1.203	14:17:22.017	

P3 61		Paul WELCH		Yamaha TZR250 -			
IDEAL LAP TIME : 1:07.788		BEST LAP TIME : 1:07.788		DIFFERENCE : 0.000			
LAP	SECTOR 1	SECTOR 2	LAP TIME	MPH	DIFF	TIME OF DAY	
1 -		28.222	1:13.211	80.66	5.423	14:09:37.610	
2 -	39.979	27.809	1:07.788 (1)	87.11		14:10:45.398	
3 -	40.300	28.104	1:08.404 (2)	86.33	0.616	14:11:53.802	
4 -	40.546	27.999	1:08.545 (3)	86.15	0.757	14:13:02.347	
5 -	40.533	28.249	1:08.782	85.86	0.994	14:14:11.129	
6 -	40.739	28.207	1:08.946	85.65	1.158	14:15:20.075	
7 -	40.611	28.072	1:08.683	85.98	0.895	14:16:28.758	
8 -	41.638	28.184	1:09.822	84.58	2.034	14:17:38.580	

P4 55		Paul TOLAND		Yamaha TZR250 - Kippers keys			
IDEAL LAP TIME : 1:08.042		BEST LAP TIME : 1:08.295		DIFFERENCE : 0.253			
LAP	SECTOR 1	SECTOR 2	LAP TIME	MPH	DIFF	TIME OF DAY	
1 -		29.232	1:14.358	79.42	6.063	14:09:38.757	
2 -	40.184	28.533	1:08.717 (3)	85.94	0.422	14:10:47.474	
3 -	40.431	28.845	1:09.276	85.24	0.981	14:11:56.750	
4 -	40.311	28.444	1:08.755	85.89	0.460	14:13:05.505	
5 -	40.296	28.747	1:09.043	85.53	0.748	14:14:14.548	
6 -	39.801	28.767	1:08.568 (2)	86.12	0.273	14:15:23.116	
7 -	40.052	28.243	1:08.295 (1)	86.47		14:16:31.411	
8 -	40.650	28.241	1:08.891	85.72	0.596	14:17:40.302	

P5 57		Geoff MOOK		Yamaha TZR250 -			
IDEAL LAP TIME : 1:07.972		BEST LAP TIME : 1:08.231		DIFFERENCE : 0.259			
LAP	SECTOR 1	SECTOR 2	LAP TIME	MPH	DIFF	TIME OF DAY	
1 -		28.622	1:15.041	78.69	6.810	14:09:39.440	
2 -	40.363	28.395	1:08.758	85.89	0.527	14:10:48.198	
3 -	41.049	28.105	1:09.154	85.39	0.923	14:11:57.352	
4 -	40.675	28.443	1:09.118	85.44	0.887	14:13:06.470	
5 -	39.942	28.408	1:08.350 (2)	86.40	0.119	14:14:14.820	
6 -	39.867	28.364	1:08.231 (1)	86.55		14:15:23.051	
7 -	40.534	28.168	1:08.702 (3)	85.96	0.471	14:16:31.753	
8 -	40.589	28.211	1:08.800	85.83	0.569	14:17:40.553	

BMCRC - MRO Championships 2022 - Rnd 2 @ Silverstone National

DFDS Yamaha Past Masters

RACE 6 - SECTOR ANALYSIS



SECTOR 1 = FL to I1, SECTOR 2 = I1 to FL, DIFF = Difference To Personal Best Lap, P = Crossed Finish Line in Pit Lane, D = Time Disallowed

P6 88		Michael STANLEY		Yamaha TZR250 -			
IDEAL LAP TIME : 1:08.311		BEST LAP TIME : 1:08.420		DIFFERENCE : 0.109			
LAP	SECTOR 1	SECTOR 2	LAP TIME	MPH	DIFF	TIME OF DAY	
1 -		28.747	1:14.072	79.72	5.652	14:09:38.471	
2 -	40.289	28.704	1:08.993	85.59	0.573	14:10:47.464	
3 -	40.319	28.968	1:09.287	85.23	0.867	14:11:56.751	
4 -	40.197	28.558	1:08.755 (3)	85.89	0.335	14:13:05.506	
5 -	40.184	29.399	1:09.583	84.87	1.163	14:14:15.089	
6 -	39.930	28.779	1:08.709 (2)	85.95	0.289	14:15:23.798	
7 -	40.333	28.497	1:08.830	85.80	0.410	14:16:32.628	
8 -	40.039	28.381	1:08.420 (1)	86.31		14:17:41.048	

P7 74		Paul WHITBY		Yamaha TZR250 - Greybridge Ltd			
IDEAL LAP TIME : 1:07.810		BEST LAP TIME : 1:08.189		DIFFERENCE : 0.379			
LAP	SECTOR 1	SECTOR 2	LAP TIME	MPH	DIFF	TIME OF DAY	
1 -		29.107	1:14.175	79.61	5.986	14:09:38.574	
2 -	40.859	28.467	1:09.326	85.18	1.137	14:10:47.900	
3 -	40.350	28.768	1:09.118 (2)	85.44	0.929	14:11:57.018	
4 -	40.664	28.605	1:09.269 (3)	85.25	1.080	14:13:06.287	
5 -	41.218	28.565	1:09.783	84.62	1.594	14:14:16.070	
6 -	39.617	28.572	1:08.189 (1)	86.60		14:15:24.259	
7 -	41.242	28.287	1:09.529	84.93	1.340	14:16:33.788	
8 -	41.418	28.193	1:09.611	84.83	1.422	14:17:43.399	

P8 8		David BALL		Yamaha TZR250 - Gardiner Page and Roe pension consultants			
IDEAL LAP TIME : 1:08.078		BEST LAP TIME : 1:08.078		DIFFERENCE : 0.000			
LAP	SECTOR 1	SECTOR 2	LAP TIME	MPH	DIFF	TIME OF DAY	
1 -		29.067	1:14.868	78.88	6.790	14:09:39.267	
2 -	40.300	28.811	1:09.111 (3)	85.45	1.033	14:10:48.378	
3 -	39.991	28.869	1:08.860 (2)	85.76	0.782	14:11:57.238	
4 -	40.551	28.898	1:09.449	85.03	1.371	14:13:06.687	
5 -	40.740	29.032	1:09.772	84.64	1.694	14:14:16.459	
6 -	39.988	28.090	1:08.078 (1)	86.74		14:15:24.537	
7 -	41.099	28.558	1:09.657	84.78	1.579	14:16:34.194	
8 -	41.119	28.399	1:09.518	84.95	1.440	14:17:43.712	

P9 29		Derek CRIPPS		Yamaha TZR250 - Kelly Cripps - Team FBR			
IDEAL LAP TIME : 1:08.448		BEST LAP TIME : 1:08.541		DIFFERENCE : 0.093			
LAP	SECTOR 1	SECTOR 2	LAP TIME	MPH	DIFF	TIME OF DAY	
1 -		28.671	1:15.486	78.23	6.945	14:09:39.885	
2 -	40.546	28.236	1:08.782 (2)	85.86	0.241	14:10:48.667	
3 -	40.385	28.769	1:09.154	85.39	0.613	14:11:57.821	
4 -	40.714	28.383	1:09.097	85.46	0.556	14:13:06.918	
5 -	40.473	28.470	1:08.943 (3)	85.66	0.402	14:14:15.861	
6 -	40.404	28.137	1:08.541 (1)	86.16		14:15:24.402	
7 -	41.392	28.635	1:10.027	84.33	1.486	14:16:34.429	
8 -	41.614	28.063	1:09.677	84.75	1.136	14:17:44.106	

P10 28		Liam McCARTER		Yamaha TZR250 - Katie McCarter			
IDEAL LAP TIME : 1:07.811		BEST LAP TIME : 1:08.193		DIFFERENCE : 0.382			
LAP	SECTOR 1	SECTOR 2	LAP TIME	MPH	DIFF	TIME OF DAY	
1 -		29.038	1:16.427	77.27	8.234	14:09:40.826	
2 -	40.385	28.361	1:08.746 (2)	85.90	0.553	14:10:49.572	
3 -	40.435	28.863	1:09.298	85.22	1.105	14:11:58.870	
4 -	40.473	28.321	1:08.794 (3)	85.84	0.601	14:13:07.664	
5 -	40.282	29.111	1:09.393	85.10	1.200	14:14:17.057	
6 -	40.664	27.529	1:08.193 (1)	86.60		14:15:25.250	
7 -	40.690	28.753	1:09.443	85.04	1.250	14:16:34.693	
8 -	41.592	28.121	1:09.713	84.71	1.520	14:17:44.406	

BMCRC - MRO Championships 2022 - Rnd 2 @ Silverstone National

DFDS Yamaha Past Masters

RACE 6 - SECTOR ANALYSIS



SECTOR 1 = FL to I1, SECTOR 2 = I1 to FL, DIFF = Difference To Personal Best Lap, P = Crossed Finish Line in Pit Lane, D = Time Disallowed

P11 70		Andrew BURSCOUGH		Yamaha YPVS 350 - Apollo/Merlin/Abbey/Martitanium			
IDEAL LAP TIME : 1:08.677		BEST LAP TIME : 1:08.677		DIFFERENCE : 0.000			
LAP	SECTOR 1	SECTOR 2	LAP TIME	MPH	DIFF	TIME OF DAY	
1 -		28.712	1:15.953	77.75	7.276	14:09:40.352	
2 -	40.434	28.554	1:08.988 (2)	85.60	0.311	14:10:49.340	
3 -	40.464	28.586	1:09.050	85.52	0.373	14:11:58.390	
4 -	40.334	28.343	1:08.677 (1)	85.99		14:13:07.067	
5 -	40.637	29.395	1:10.032	84.32	1.355	14:14:17.099	
6 -	40.520	28.486	1:09.006 (3)	85.58	0.329	14:15:26.105	
7 -	40.912	28.747	1:09.659	84.77	0.982	14:16:35.764	
8 -	41.024	28.594	1:09.618	84.82	0.941	14:17:45.382	

P12 45		Peter MOORE		Yamaha TZR250 -			
IDEAL LAP TIME : 1:09.285		BEST LAP TIME : 1:09.406		DIFFERENCE : 0.121			
LAP	SECTOR 1	SECTOR 2	LAP TIME	MPH	DIFF	TIME OF DAY	
1 -		29.500	1:16.733	76.96	7.327	14:09:41.132	
2 -	40.074	29.444	1:09.518 (2)	84.95	0.112	14:10:50.650	
3 -	39.841	29.565	1:09.406 (1)	85.08		14:12:00.056	
4 -	40.423	29.625	1:10.048 (3)	84.30	0.642	14:13:10.104	
5 -	40.935	30.284	1:11.219	82.92	1.813	14:14:21.323	
6 -	41.645	29.613	1:11.258	82.87	1.852	14:15:32.581	
7 -	40.972	30.412	1:11.384	82.73	1.978	14:16:43.965	
8 -	41.662	30.175	1:11.837	82.20	2.431	14:17:55.802	

P13 6		David ABRAHAM		Yamaha TZR 250 - Cambridge Motorcycles			
IDEAL LAP TIME : 1:10.868		BEST LAP TIME : 1:10.868		DIFFERENCE : 0.000			
LAP	SECTOR 1	SECTOR 2	LAP TIME	MPH	DIFF	TIME OF DAY	
1 -		29.423	1:17.483	76.21	6.615	14:09:41.882	
2 -	42.196	29.371	1:11.567 (3)	82.51	0.699	14:10:53.449	
3 -	43.050	29.387	1:12.437	81.52	1.569	14:12:05.886	
4 -	42.540	30.174	1:12.714	81.21	1.846	14:13:18.600	
5 -	42.573	29.355	1:11.928	82.10	1.060	14:14:30.528	
6 -	42.463	29.952	1:12.415	81.55	1.547	14:15:42.943	
7 -	41.980	28.888	1:10.868 (1)	83.33		14:16:53.811	
8 -	42.066	29.185	1:11.251 (2)	82.88	0.383	14:18:05.062	

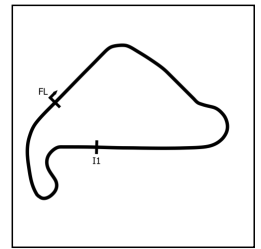
P14 72 C		John HAMILTON		Yamaha TRZ250 - LW Racing			
IDEAL LAP TIME : 1:10.863		BEST LAP TIME : 1:10.950		DIFFERENCE : 0.087			
LAP	SECTOR 1	SECTOR 2	LAP TIME	MPH	DIFF	TIME OF DAY	
1 -		30.284	1:18.659	75.07	7.709	14:09:43.058	
2 -	41.482	30.120	1:11.602 (3)	82.47	0.652	14:10:54.660	
3 -	41.417	29.533	1:10.950 (1)	83.23		14:12:05.610	
4 -	42.572	30.213	1:12.785	81.13	1.835	14:13:18.395	
5 -	42.090	29.746	1:11.836	82.21	0.886	14:14:30.231	
6 -	42.552	30.081	1:12.633	81.30	1.683	14:15:42.864	
7 -	42.273	29.967	1:12.240	81.75	1.290	14:16:55.104	
8 -	41.536	29.446	1:10.982 (2)	83.19	0.032	14:18:06.086	

P15 333 C		Mark STUBBERFIELD		Yamaha TZR250 - Polished concrete London			
IDEAL LAP TIME : 1:10.576		BEST LAP TIME : 1:10.802		DIFFERENCE : 0.226			
LAP	SECTOR 1	SECTOR 2	LAP TIME	MPH	DIFF	TIME OF DAY	
1 -		29.627	1:17.289	76.40	6.487	14:09:41.688	
2 -	41.574	29.537	1:11.111 (2)	83.04	0.309	14:10:52.799	
3 -	42.313	29.781	1:12.094 (3)	81.91	1.292	14:12:04.893	
4 -	42.840	29.498	1:12.338	81.63	1.536	14:13:17.231	
5 -	42.555	29.817	1:12.372	81.60	1.570	14:14:29.603	
6 -	42.595	29.790	1:12.385	81.58	1.583	14:15:41.988	
7 -	42.899	30.527	1:13.426	80.43	2.624	14:16:55.414	
8 -	41.800	29.002	1:10.802 (1)	83.41		14:18:06.216	

BMCRC - MRO Championships 2022 - Rnd 2 @ Silverstone National

DFDS Yamaha Past Masters

RACE 6 - SECTOR ANALYSIS



SECTOR 1 = FL to I1, SECTOR 2 = I1 to FL, DIFF = Difference To Personal Best Lap, P = Crossed Finish Line in Pit Lane, D = Time Disallowed

P16		26 C		Damian LEE		Yamaha TZR250 - Leed Autos	
IDEAL LAP TIME : 1:10.630		BEST LAP TIME : 1:10.630		DIFFERENCE : 0.000			
LAP	SECTOR 1	SECTOR 2	LAP TIME	MPH	DIFF	TIME OF DAY	
1 -		29.820	1:18.052	75.66	7.422	14:09:42.451	
2 -	41.534	29.096	1:10.630 (1)	83.61		14:10:53.081	
3 -	42.434	29.661	1:12.095 (3)	81.91	1.465	14:12:05.176	
4 -	42.688	29.813	1:12.501	81.45	1.871	14:13:17.677	
5 -	42.273	30.088	1:12.361	81.61	1.731	14:14:30.038	
6 -	42.884	30.316	1:13.200	80.67	2.570	14:15:43.238	
7 -	42.424	29.902	1:12.326	81.65	1.696	14:16:55.564	
8 -	41.909	29.349	1:11.258 (2)	82.87	0.628	14:18:06.822	

P17		92 C		Andrew MOOK		Yamaha TZR250 -	
IDEAL LAP TIME : 1:10.504		BEST LAP TIME : 1:11.167		DIFFERENCE : 0.663			
LAP	SECTOR 1	SECTOR 2	LAP TIME	MPH	DIFF	TIME OF DAY	
1 -		29.805	1:19.760	74.04	8.593	14:09:44.159	
2 -	41.827	29.340	1:11.167 (1)	82.98		14:10:55.326	
3 -	42.200	29.669	1:11.869	82.17	0.702	14:12:07.195	
4 -	43.189	29.710	1:12.899	81.01	1.732	14:13:20.094	
5 -	43.169	29.285	1:12.454	81.50	1.287	14:14:32.548	
6 -	42.292	29.390	1:11.682 (3)	82.38	0.515	14:15:44.230	
7 -	42.291	29.551	1:11.842	82.20	0.675	14:16:56.072	
8 -	42.776	28.677	1:11.453 (2)	82.65	0.286	14:18:07.525	

P18		60 C		Daniel GOUGH		Yamaha TZR250 - Kieran Lewis/G Force Mc	
IDEAL LAP TIME : 1:10.763		BEST LAP TIME : 1:11.134		DIFFERENCE : 0.371			
LAP	SECTOR 1	SECTOR 2	LAP TIME	MPH	DIFF	TIME OF DAY	
1 -		29.764	1:18.275	75.44	7.141	14:09:42.674	
2 -	41.655	29.479	1:11.134 (1)	83.02		14:10:53.808	
3 -	42.728	29.746	1:12.474	81.48	1.340	14:12:06.282	
4 -	42.497	30.208	1:12.705	81.22	1.571	14:13:18.987	
5 -	42.390	29.441	1:11.831 (2)	82.21	0.697	14:14:30.818	
6 -	42.506	30.348	1:12.854	81.06	1.720	14:15:43.672	
7 -	42.748	29.510	1:12.258	81.73	1.124	14:16:55.930	
8 -	42.981	29.108	1:12.089 (3)	81.92	0.955	14:18:08.019	

P19		199 C		Michael FROST		Yamaha TZR250 -	
IDEAL LAP TIME : 1:11.480		BEST LAP TIME : 1:11.850		DIFFERENCE : 0.370			
LAP	SECTOR 1	SECTOR 2	LAP TIME	MPH	DIFF	TIME OF DAY	
1 -		30.808	1:19.913	73.90	8.063	14:09:44.312	
2 -	42.394	30.324	1:12.718	81.21	0.868	14:10:57.030	
3 -	42.152	29.891	1:12.043 (3)	81.97	0.193	14:12:09.073	
4 -	42.113	29.831	1:11.944 (2)	82.08	0.094	14:13:21.017	
5 -	42.355	29.495	1:11.850 (1)	82.19		14:14:32.867	
6 -	42.387	30.423	1:12.810	81.11	0.960	14:15:45.677	
7 -	41.985	30.271	1:12.256	81.73	0.406	14:16:57.933	
8 -	42.714	30.287	1:13.001	80.89	1.151	14:18:10.934	

P20		73 C		Colvin TURNER		Yamaha TZR250 -	
IDEAL LAP TIME : 1:11.264		BEST LAP TIME : 1:11.554		DIFFERENCE : 0.290			
LAP	SECTOR 1	SECTOR 2	LAP TIME	MPH	DIFF	TIME OF DAY	
1 -		29.775	1:19.104	74.65	7.550	14:09:43.503	
2 -	41.839	29.715	1:11.554 (1)	82.53		14:10:55.057	
3 -	42.904	29.425	1:12.329 (2)	81.65	0.775	14:12:07.386	
4 -	42.425	30.145	1:12.570 (3)	81.37	1.016	14:13:19.956	
5 -	43.307	29.513	1:12.820	81.09	1.266	14:14:32.776	
6 -	43.332	31.737	1:15.069	78.66	3.515	14:15:47.845	
7 -	44.792	30.404	1:15.196	78.53	3.642	14:17:03.041	
8 -	44.147	30.517	1:14.664	79.09	3.110	14:18:17.705	

BMCRC - MRO Championships 2022 - Rnd 2 @ Silverstone National

DFDS Yamaha Past Masters

RACE 6 - SECTOR ANALYSIS



SECTOR 1 = FL to I1, SECTOR 2 = I1 to FL, DIFF = Difference To Personal Best Lap, P = Crossed Finish Line in Pit Lane, D = Time Disallowed

P21 100 R		Stephen LANE		Yamaha TZR250 - www.ypmrc.co.uk			
IDEAL LAP TIME : 1:12.804		BEST LAP TIME : 1:13.221		DIFFERENCE : 0.417			
LAP	SECTOR 1	SECTOR 2	LAP TIME	MPH	DIFF	TIME OF DAY	
1 -		31.172	1:22.501	71.58	9.280	14:09:46.900	
2 -	43.358	30.927	1:14.285	79.50	1.064	14:11:01.185	
3 -	44.006	30.359	1:14.365	79.41	1.144	14:12:15.550	
4 -	43.207	30.828	1:14.035	79.76	0.814	14:13:29.585	
5 -	44.109	29.830	1:13.939	79.87	0.718	14:14:43.524	
6 -	43.247	29.974	1:13.221 (1)	80.65		14:15:56.745	
7 -	42.974	30.580	1:13.554 (3)	80.29	0.333	14:17:10.299	
8 -	43.514	30.039	1:13.553 (2)	80.29	0.332	14:18:23.852	

P22 71 C		Alan BUSHELL		Yamaha RD250LC -			
IDEAL LAP TIME : 1:12.682		BEST LAP TIME : 1:12.728		DIFFERENCE : 0.046			
LAP	SECTOR 1	SECTOR 2	LAP TIME	MPH	DIFF	TIME OF DAY	
1 -		30.670	1:21.795	72.20	9.067	14:09:46.194	
2 -	43.000	30.399	1:13.399 (2)	80.45	0.671	14:10:59.593	
3 -	43.356	30.770	1:14.126	79.67	1.398	14:12:13.719	
4 -	44.660	31.001	1:15.661	78.05	2.933	14:13:29.380	
5 -	43.929	29.845	1:13.774 (3)	80.05	1.046	14:14:43.154	
6 -	42.837	29.891	1:12.728 (1)	81.20		14:15:55.882	
7 -	43.536	31.047	1:14.583	79.18	1.855	14:17:10.465	
8 -	44.188	30.005	1:14.193	79.59	1.465	14:18:24.658	

P23 69 C		Mark ELLERAY		Yamaha TZR250 - Abbot Solutions Ltd			
IDEAL LAP TIME : 1:12.935		BEST LAP TIME : 1:12.990		DIFFERENCE : 0.055			
LAP	SECTOR 1	SECTOR 2	LAP TIME	MPH	DIFF	TIME OF DAY	
1 -		31.044	1:22.128	71.90	9.138	14:09:46.527	
2 -	44.030	31.200	1:15.230	78.50	2.240	14:11:01.757	
3 -	44.156	30.275	1:14.431	79.34	1.441	14:12:16.188	
4 -	43.931	30.752	1:14.683	79.07	1.693	14:13:30.871	
5 -	43.719	29.761	1:13.480 (2)	80.37	0.490	14:14:44.351	
6 -	43.174	29.816	1:12.990 (1)	80.91		14:15:57.341	
7 -	43.783	29.936	1:13.719 (3)	80.11	0.729	14:17:11.060	
8 -	43.981	30.207	1:14.188	79.60	1.198	14:18:25.248	

P24 3 C		Dan NEMATI		Yamaha TZR250 -			
IDEAL LAP TIME : 1:14.207		BEST LAP TIME : 1:14.318		DIFFERENCE : 0.111			
LAP	SECTOR 1	SECTOR 2	LAP TIME	MPH	DIFF	TIME OF DAY	
1 -		31.435	1:23.748	70.51	9.430	14:09:48.147	
2 -	44.091	30.601	1:14.692	79.06	0.374	14:11:02.839	
3 -	43.941	30.724	1:14.665	79.09	0.347	14:12:17.504	
4 -	43.986	30.504	1:14.490 (3)	79.28	0.172	14:13:31.994	
5 -	43.907	30.419	1:14.326 (2)	79.45	0.008	14:14:46.320	
6 -	43.788	30.530	1:14.318 (1)	79.46		14:16:00.638	
7 -	44.204	31.027	1:15.231	78.50	0.913	14:17:15.869	
8 -	44.431	30.672	1:15.103	78.63	0.785	14:18:30.972	

P25 25 C		Stephen WIMBLE		Yamaha TZR 250 - S.B.W Contractor			
IDEAL LAP TIME : 1:14.154		BEST LAP TIME : 1:14.325		DIFFERENCE : 0.171			
LAP	SECTOR 1	SECTOR 2	LAP TIME	MPH	DIFF	TIME OF DAY	
1 -		30.887	1:21.564	72.40	7.239	14:09:45.963	
2 -	44.006	31.083	1:15.089 (2)	78.64	0.764	14:11:01.052	
3 -	43.438	30.887	1:14.325 (1)	79.45		14:12:15.377	
4 -	44.336	31.000	1:15.336	78.39	1.011	14:13:30.713	
5 -	44.430	30.716	1:15.146	78.58	0.821	14:14:45.859	
6 -	44.130	30.962	1:15.092 (3)	78.64	0.767	14:16:00.951	
7 -	44.559	31.302	1:15.861	77.84	1.536	14:17:16.812	
8 -	44.322	30.842	1:15.164	78.57	0.839	14:18:31.976	

BMCRC - MRO Championships 2022 - Rnd 2 @ Silverstone National

DFDS Yamaha Past Masters

RACE 6 - SECTOR ANALYSIS



SECTOR 1 = FL to I1, SECTOR 2 = I1 to FL, DIFF = Difference To Personal Best Lap, P = Crossed Finish Line in Pit Lane, D = Time Disallowed

P26 87 C		Denise BUTTON		Yamaha TZR250 -		
IDEAL LAP TIME : 1:16.262		BEST LAP TIME : 1:16.325		DIFFERENCE : 0.063		
LAP	SECTOR 1	SECTOR 2	LAP TIME	MPH	DIFF	TIME OF DAY
1 -		32.328	1:24.934	69.53	8.609	14:09:49.333
2 -	44.479	31.846	1:16.325 (1)	77.37		14:11:05.658
3 -	44.715	31.783	1:16.498 (2)	77.20	0.173	14:12:22.156
4 -	45.317	32.482	1:17.799	75.90	1.474	14:13:39.955
5 -	45.847	32.581	1:18.428	75.30	2.103	14:14:58.383
6 -	46.262	32.760	1:19.022	74.73	2.697	14:16:17.405
7 -	45.135	32.007	1:17.142 (3)	76.55	0.817	14:17:34.547

P27 65 C		Nigel TERRY		Yamaha TZR250 - NTrap Garage Doors		
IDEAL LAP TIME : 1:14.637		BEST LAP TIME : 1:14.737		DIFFERENCE : 0.100		
LAP	SECTOR 1	SECTOR 2	LAP TIME	MPH	DIFF	TIME OF DAY
1 -		31.262	1:21.738	72.25	7.001	14:09:46.137
2 -	43.375	31.362	1:14.737 (1)	79.01		14:11:00.874
3 -	44.376	31.697	1:16.073 (2)	77.63	1.336	14:12:16.947
4 -	45.682	32.066	1:17.748 (3)	75.95	3.011	14:13:34.695
5 -	47.175	33.709	1:20.884	73.01	6.147	14:14:55.579
6 -	46.824	32.851	1:19.675	74.12	4.938	14:16:15.254
7 -	46.989	32.515	1:19.504	74.28	4.767	14:17:34.758

P28 67		Mark BAILEY		Yamaha TZR250 - South Eastern Air Conditioning Ltd		
IDEAL LAP TIME : 1:18.901		BEST LAP TIME : 1:19.145		DIFFERENCE : 0.244		
LAP	SECTOR 1	SECTOR 2	LAP TIME	MPH	DIFF	TIME OF DAY
1 -		32.685	1:26.678	68.13	7.533	14:09:51.077
2 -	46.914	32.272	1:19.186 (2)	74.57	0.041	14:11:10.263
3 -	46.629	32.516	1:19.145 (1)	74.61		14:12:29.408
4 -	47.705	32.296	1:20.001 (3)	73.81	0.856	14:13:49.409
5 -	47.447	32.826	1:20.273	73.56	1.128	14:15:09.682
6 -	47.571	32.649	1:20.220	73.61	1.075	14:16:29.902
7 -	48.577	33.317	1:21.894	72.11	2.749	14:17:51.796

P29 99 C		Paul FIRTH		Yamaha TZR250 - Joanne Porter		
IDEAL LAP TIME : 1:20.035		BEST LAP TIME : 1:20.335		DIFFERENCE : 0.300		
LAP	SECTOR 1	SECTOR 2	LAP TIME	MPH	DIFF	TIME OF DAY
1 -		34.646	1:29.626	65.89	9.291	14:09:54.025
2 -	48.996	34.186	1:23.182	70.99	2.847	14:11:17.207
3 -	47.882	34.385	1:22.267	71.78	1.932	14:12:39.474
4 -	50.144	34.254	1:24.398	69.97	4.063	14:14:03.872
5 -	47.543	32.792	1:20.335 (1)	73.51		14:15:24.207
6 -	47.243	33.382	1:20.625 (2)	73.24	0.290	14:16:44.832
7 -	47.429	33.452	1:20.881 (3)	73.01	0.546	14:18:05.713

P30 59 C		Neil HESMAN		Yamaha RD350R - The Village Websmith - Farkham Hall		
IDEAL LAP TIME : 1:26.399		BEST LAP TIME : 1:27.048		DIFFERENCE : 0.649		
LAP	SECTOR 1	SECTOR 2	LAP TIME	MPH	DIFF	TIME OF DAY
1 -		35.367	1:32.836	63.61	5.788	14:09:57.235
2 -	51.873	35.175	1:27.048 (1)	67.84		14:11:24.283
3 -	52.260	36.411	1:28.671	66.60	1.623	14:12:52.954
4 -	51.224	37.331	1:28.555 (3)	66.68	1.507	14:14:21.509
5 -	51.883	36.102	1:27.985 (2)	67.12	0.937	14:15:49.494
6 -	52.924	37.751	1:30.675	65.13	3.627	14:17:20.169

BMCRC - MRO Championships 2022 - Rnd 2 @ Silverstone National

DFDS Yamaha Past Masters

RACE 6 - SECTOR ANALYSIS



SECTOR 1 = FL to I1, SECTOR 2 = I1 to FL, DIFF = Difference To Personal Best Lap, P = Crossed Finish Line in Pit Lane, D = Time Disallowed

P31 471 R		Laura PETERS		Yamaha TZR250 -			
IDEAL LAP TIME : 1:30.420		BEST LAP TIME : 1:30.420		DIFFERENCE : 0.000			
LAP	SECTOR 1	SECTOR 2	LAP TIME	MPH	DIFF	TIME OF DAY	
1 -		39.975	1:42.708	57.49	12.288	14:10:07.107	
2 -	57.146	39.177	1:36.323	61.31	5.903	14:11:43.430	
3 -	55.674	37.439	1:33.113 (2)	63.42	2.693	14:13:16.543	
4 -	1:01.157	37.665	1:38.822	59.76	8.402	14:14:55.365	
5 -	53.449	36.971	1:30.420 (1)	65.31		14:16:25.785	
6 -	55.073	38.405	1:33.478 (3)	63.17	3.058	14:17:59.263	

P32 27		Richard HAYWARD		Yamaha TZR250 - Hazel Motors/ Gforce			
IDEAL LAP TIME : 1:07.223		BEST LAP TIME : 1:07.223		DIFFERENCE : 0.000			
LAP	SECTOR 1	SECTOR 2	LAP TIME	MPH	DIFF	TIME OF DAY	
1 -		28.059	1:12.697	81.23	5.474	14:09:37.096	
2 -	39.353	27.870	1:07.223 (1)	87.85		14:10:44.319	
3 -	39.644	27.961	1:07.605 (2)	87.35	0.382	14:11:51.924	
4 -	39.949	28.051	1:08.000 (3)	86.84	0.777	14:12:59.924	

P33 30		Alan COOPER		Yamaha TZR250 - twistgrip motorcycles			
IDEAL LAP TIME : 1:06.442		BEST LAP TIME : 1:06.822		DIFFERENCE : 0.380			
LAP	SECTOR 1	SECTOR 2	LAP TIME	MPH	DIFF	TIME OF DAY	
1 -		27.657	1:11.908	82.12	5.086	14:09:36.307	
2 -	39.255	27.595	1:06.850 (2)	88.34	0.028	14:10:43.157	
3 -	39.635	27.187	1:06.822 (1)	88.37		14:11:49.979	

BMCRC - MRO Championships 2022 - Rnd 2 @ Silverstone National

DFDS Yamaha Past Masters

RACE 6 - BEST SECTORS

SECTOR 1			SECTOR 2			IDEAL / BEST COMPARISON						
POS	NO	NAME	TIME	NO	NAME	TIME	POS	NO	NAME	IDEAL	BEST	DIFF
									PERFECT LAP	1:05.432		
1	81	GRANT	38.557	19	BRANTON	26.875	1	81	GRANT	1:05.437	1:05.938	0.501
2	19	BRANTON	38.843	81	GRANT	26.880	2	19	BRANTON	1:05.718	1:05.886	0.168
3	30	COOPER	39.255	30	COOPER	27.187	3	30	COOPER	1:06.442	1:06.822	0.380
4	27	HAYWARD	39.353	28	McCARTER	27.529	4	27	HAYWARD	1:07.223	1:07.223	0.000
5	74	WHITBY	39.617	61	WELCH	27.809	5	61	WELCH	1:07.788	1:07.788	0.000
6	55	TOLAND	39.801	27	HAYWARD	27.870	6	74	WHITBY	1:07.810	1:08.189	0.379
7	45	MOORE	39.841	29	CRIPPS	28.063	7	28	McCARTER	1:07.811	1:08.193	0.382
8	57	MOOK	39.867	8	BALL	28.090	8	57	MOOK	1:07.972	1:08.231	0.259
9	88	STANLEY	39.930	57	MOOK	28.105	9	55	TOLAND	1:08.042	1:08.295	0.253
10	61	WELCH	39.979	74	WHITBY	28.193	10	8	BALL	1:08.078	1:08.078	0.000
11	8	BALL	39.988	55	TOLAND	28.241	11	88	STANLEY	1:08.311	1:08.420	0.109
12	28	McCARTER	40.282	70	BURSCOUGH	28.343	12	29	CRIPPS	1:08.448	1:08.541	0.093
13	70	BURSCOUGH	40.334	88	STANLEY	28.381	13	70	BURSCOUGH	1:08.677	1:08.677	0.000
14	29	CRIPPS	40.385	92	MOOK	28.677	14	45	MOORE	1:09.285	1:09.406	0.121
15	72	HAMILTON	41.417	6	ABRAHAM	28.888	15	92	MOOK	1:10.504	1:11.167	0.663
16	26	LEE	41.534	333	STUBBERFIELD	29.002	16	333	STUBBERFIELD	1:10.576	1:10.802	0.226
17	333	STUBBERFIELD	41.574	26	LEE	29.096	17	26	LEE	1:10.630	1:10.630	0.000
18	60	GOUGH	41.655	60	GOUGH	29.108	18	60	GOUGH	1:10.763	1:11.134	0.371
19	92	MOOK	41.827	73	TURNER	29.425	19	72	HAMILTON	1:10.863	1:10.950	0.087
20	73	TURNER	41.839	45	MOORE	29.444	20	6	ABRAHAM	1:10.868	1:10.868	0.000
21	6	ABRAHAM	41.980	72	HAMILTON	29.446	21	73	TURNER	1:11.264	1:11.554	0.290
22	199	FROST	41.985	199	FROST	29.495	22	199	FROST	1:11.480	1:11.850	0.370
23	71	BUSHELL	42.837	69	ELLERAY	29.761	23	71	BUSHELL	1:12.682	1:12.728	0.046
24	100	LANE	42.974	100	LANE	29.830	24	100	LANE	1:12.804	1:13.221	0.417
25	69	ELLERAY	43.174	71	BUSHELL	29.845	25	69	ELLERAY	1:12.935	1:12.990	0.055
26	65	TERRY	43.375	3	NEMATI	30.419	26	25	WIMBLE	1:14.154	1:14.325	0.171
27	25	WIMBLE	43.438	25	WIMBLE	30.716	27	3	NEMATI	1:14.207	1:14.318	0.111
28	3	NEMATI	43.788	65	TERRY	31.262	28	65	TERRY	1:14.637	1:14.737	0.100
29	87	BUTTON	44.479	87	BUTTON	31.783	29	87	BUTTON	1:16.262	1:16.325	0.063
30	67	BAILEY	46.629	67	BAILEY	32.272	30	67	BAILEY	1:18.901	1:19.145	0.244
31	99	FIRTH	47.243	99	FIRTH	32.792	31	99	FIRTH	1:20.035	1:20.335	0.300
32	59	HESMAN	51.224	59	HESMAN	35.175	32	59	HESMAN	1:26.399	1:27.048	0.649
33	471	PETERS	53.449	471	PETERS	36.971	33	471	PETERS	1:30.420	1:30.420	0.000

BMCRC - MRO Championships 2022 - Rnd 2 @ Silverstone National

DFDS Yamaha Past Masters

RACE 6 - STATISTICS

Competitors Started	33
Planned Start	2022-04-02 @ 13:50:00.000
Actual Start	2022-04-02 @ 14:08:24.398
Finish Time	2022-04-02 @ 14:17:20.168
Track Length	1.6404mi.
Total Laps	247
Total Distance Covered	405.1944mi.

Session Fastest Lap History

NO	CL	NAME	LAP TIME	TIME OF DAY	LAP	VEHICLE
81		Scott GRANT	1:05.938	14:10:40.605	2	Yamaha TZR250
19		Peter BRANTON	1:05.886	14:10:40.709	2	Yamaha TZR 250

Session Leader History

NO	CL	NAME	FROM LAP	LAPS LED	DISTANCE	VEHICLE
81		Scott GRANT	1	2	3.28 miles	Yamaha TZR250
19		Peter BRANTON	3	1	1.64 miles	Yamaha TZR 250
81		Scott GRANT	4	1	1.64 miles	Yamaha TZR250
19		Peter BRANTON	5	4	6.56 miles	Yamaha TZR 250

Flag History

TYPE	TIME OF DAY
GREEN	14:08:24.398
FINISH	14:17:20.168

Flag Statistics

TYPE	COUNT	TOTAL LAPS	TOTAL TIME
Green	1	8	11:52.571
Red	0	0	0.000
Safety Car	0	0	0.000
FCY	0	0	0.000

BMCRC - MRO Championships 2022 - Rnd 2 @ Silverstone National

DFDS Yamaha Past Masters

RACE 6 - STATISTICS

CLASS :

16 Starters

Fastest Lap History

NO	NAME	LAP TIME	TIME OF DAY	LAP	VEHICLE
81	Scott GRANT	1:05.938	14:10:40.605	2	Yamaha TZR250
19	Peter BRANTON	1:05.886	14:10:40.709	2	Yamaha TZR 250

Leader History

NO	NAME	FROM LAP	LAPS LED	DISTANCE	VEHICLE
81	Scott GRANT	1	2	3.28 miles	Yamaha TZR250
19	Peter BRANTON	3	1	1.64 miles	Yamaha TZR 250
81	Scott GRANT	4	1	1.64 miles	Yamaha TZR250
19	Peter BRANTON	5	4	6.56 miles	Yamaha TZR 250

BMCRC - MRO Championships 2022 - Rnd 2 @ Silverstone National

DFDS Yamaha Past Masters

RACE 6 - STATISTICS

CLASS : C

15 Starters

Fastest Lap History

NO	NAME	LAP TIME	TIME OF DAY	LAP	VEHICLE
333	Mark STUBBERFIELD	1:11.111	14:10:52.809	2	Yamaha TZR250
26	Damian LEE	1:10.630	14:10:53.072	2	Yamaha TZR250

Leader History

NO	NAME	FROM LAP	LAPS LED	DISTANCE	VEHICLE
333	Mark STUBBERFIELD	1	6	9.84 miles	Yamaha TZR250
72	John HAMILTON	7	2	3.28 miles	Yamaha TRZ250

BMCRC - MRO Championships 2022 - Rnd 2 @ Silverstone National

DFDS Yamaha Past Masters

RACE 6 - STATISTICS

CLASS : R

2 Starters

Fastest Lap History

NO	NAME	LAP TIME	TIME OF DAY	LAP	VEHICLE
100	Stephen LANE	1:14.285	14:11:01.175	2	Yamaha TZR250
100	Stephen LANE	1:14.035	14:13:29.577	4	Yamaha TZR250
100	Stephen LANE	1:13.939	14:14:43.515	5	Yamaha TZR250
100	Stephen LANE	1:13.221	14:15:56.737	6	Yamaha TZR250

Leader History

NO	NAME	FROM LAP	LAPS LED	DISTANCE	VEHICLE
100	Stephen LANE	1	8	13.12 miles	Yamaha TZR250

BMCRC - MRO Championships 2022 - Rnd 2 @ Silverstone National
DFDS Yamaha Past Masters
RACE 15 - GRID (8 Laps)

ROW 12			34	51 Kevin WHOLEY	
ROW 11		1:30.420	33	471 Laura PETERS	1:27.048
			32	59 Neil HESMAN	1:20.335
ROW 10	1:19.145		29	87 Denise BUTTON	1:14.737
			28	65 Nigel TERRY	
ROW 9		1:14.325	27	25 Stephen WIMBLE	1:14.318
			26	3 Dan NEMATI	1:13.221
ROW 8	1:12.990		24	69 Mark ELLERAY	1:11.850
		1:12.728	23	71 Alan BUSHELL	1:11.850
ROW 7			22	199 Michael FROST	
		1:11.554	21	73 Colvin TURNER	1:11.167
ROW 6	1:10.950		18	72 John HAMILTON	1:11.134
		1:10.868	17	6 David ABRAHAM	1:10.802
ROW 5			16	333 Mark STUBBERFIELD	
		1:10.630	15	26 Damian LEE	1:09.406
ROW 4	1:08.541		12	29 Derek CRIPPS	1:08.677
		1:08.420	11	88 Michael STANLEY	1:08.295
ROW 3			10	55 Paul TOLAND	
		1:08.231	9	57 Geoff MOOK	1:08.193
ROW 2	1:08.078		6	8 David BALL	1:08.189
		1:07.788	5	61 Paul WELCH	1:07.223
ROW 1			4	27 Richard HAYWARD	
		1:06.822	3	30 Alan COOPER	1:05.938
			2	81 Scott GRANT	1:05.886
			1	19 Peter BRANTON	
				Pole	

Silverstone National: 1.6404 miles

These results are provisional until the conclusion of any judicial and technical matters.

Clerk Of Course :

Stewards :

Timekeeper : Craig Smith

 Results can be found at www.tsl-timing.com

Printed - 14:22 Saturday, 02 April 2022



BMCRC - MRO Championships 2022 - Rnd 2 @ Silverstone National

DFDS Yamaha Past Masters

RACE 15 - CLASSIFICATION

POS	NO	CL	PIC NAME	ENTRY	LAPS	TIME	GAP	DIFF	MPH	BEST	ON
1	81		1 Scott GRANT	Yamaha TZR250 - Katie, Mum and Dad	5	5:47.281			85.02	1:08.620	3
2	27		2 Richard HAYWARD	Yamaha TZR250 - Hazel Motors/ Gforce	5	5:57.851	10.570	10.570	82.51	1:10.523	4
3	19		3 Peter BRANTON	Yamaha TZR 250 - Exactweld Racing	5	5:58.024	10.743	0.173	82.47	1:10.569	4
4	61		4 Paul WELCH	Yamaha TZR250 -	5	5:58.206	10.925	0.182	82.43	1:10.668	4
5	30		5 Alan COOPER	Yamaha TZR250 - twistgrip motorcycles	5	5:58.463	11.182	0.257	82.37	1:09.823	4
6	74		6 Paul WHITBY	Yamaha TZR250 - Greybridge Ltd	5	6:03.610	16.329	5.147	81.20	1:11.421	4
7	55		7 Paul TOLAND	Yamaha TZR250 - Kippers keys	5	6:14.374	27.093	10.764	78.87	1:12.536	5
8	45		8 Peter MOORE	Yamaha TZR250 -	5	6:15.082	27.801	0.708	78.72	1:12.316	5
9	88		9 Michael STANLEY	Yamaha TZR250 -	5	6:16.304	29.023	1.222	78.46	1:13.485	5
10	26	C	1 Damian LEE	Yamaha TZR250 - Leed Autos	5	6:17.055	29.774	0.751	78.31	1:13.073	4
11	29		10 Derek CRIPPS	Yamaha TZR250 - Kelly Cripps - Team FBR	5	6:17.448	30.167	0.393	78.23	1:13.539	4
12	28		11 Liam McCARTER	Yamaha TZR250 - Katie McCarter	5	6:17.694	30.413	0.246	78.18	1:12.436	5
13	333	C	2 Mark STUBBERFIELD	Yamaha TZR250 - Polished concrete London	5	6:18.316	31.035	0.622	78.05	1:12.593	5
14	72	C	3 John HAMILTON	Yamaha TRZ250 - LW Racing	5	6:24.917	37.636	6.601	76.71	1:14.765	4
15	6		12 David ABRAHAM	Yamaha TZR 250 - Cambridge Motorcycles	5	6:33.470	46.189	8.553	75.04	1:16.170	4
16	100	R	1 Stephen LANE	Yamaha TZR250 - www.ypmrc.co.uk	5	6:33.743	46.462	0.273	74.99	1:14.842	5
17	25	C	4 Stephen WIMBLE	Yamaha TZR 250 - S.B.W Contractor	5	6:34.668	47.387	0.925	74.81	1:16.717	5
18	71	C	5 Alan BUSHELL	Yamaha RD250LC -	5	6:39.860	52.579	5.192	73.84	1:17.900	4
19	70		13 Andrew BURSCOUGH	Yamaha YPVS 350 - Apollo/Merlin/Abbey/Martitaniur	5	6:40.816	53.535	0.956	73.67	1:18.488	4
20	65	C	6 Nigel TERRY	Yamaha TZR250 - NTrap Garage Doors	5	6:42.333	55.052	1.517	73.39	1:18.679	3
21	87	C	7 Denise BUTTON	Yamaha TZR250 -	5	6:48.492	1:01.211	6.159	72.28	1:18.345	5
22	73	C	8 Colvin TURNER	Yamaha TZR250 -	5	6:49.359	1:02.078	0.867	72.13	1:19.015	5
23	69	C	9 Mark ELLERAY	Yamaha TZR250 - Abbot Solutions Ltd	5	6:49.517	1:02.236	0.158	72.10	1:18.583	5
24	3	C	10 Dan NEMATI	Yamaha TZR250 -	4	5:52.423	1 Lap	1 Lap	67.02	1:24.069	3
25	99	C	11 Paul FIRTH	Yamaha TZR250 - Joanne Porter	4	6:08.871	1 Lap	16.448	64.04	1:23.182	4
26	59	C	12 Neil HESMAN	Yamaha RD350R - The Village Websmith - Farkham	4	7:12.021	1 Lap	1:03.150	54.67	1:29.479	4

NOT CLASSIFIED

DNF	67		Mark BAILEY	Yamaha TZR250 - South Eastern Air Conditioning Itc	3	4:47.151	2 Laps	1 Lap	61.69	1:28.952	2
DNF	199	C	Michael FROST	Yamaha TZR250 -	2	3:07.915	3 Laps	1 Lap	62.85		
DNF	92	C	Andrew MOOK	Yamaha TZR250 -	0						

NOT STARTED

NS	8		David BALL	Yamaha TZR250 - Gardiner Page and Roe pension c							
----	---	--	------------	---	--	--	--	--	--	--	--

FASTEST LAP

81			Scott GRANT	Yamaha TZR250 - Katie, Mum and Dad	3	1:08.620		86.06 mph		138.50 kph	
333	C		Mark STUBBERFIELD	Yamaha TZR250 - Polished concrete London	5	1:12.593		81.35 mph		130.92 kph	
100	R		Stephen LANE	Yamaha TZR250 - www.ypmrc.co.uk	5	1:14.842		78.90 mph		126.99 kph	

Class - 92.5% of Race Speed = 78.64 mph
 Class C - 92.5% of Race Speed = 72.43 mph
 Class R - 92.5% of Race Speed = 69.36 mph

Race Distance: 5 Laps / 8.20 miles

Silverstone National: 1.6404 miles

Date: 02/04/2022 Start: 17:47 Finish: 17:53

Weather / Track : Cloudy / Drying

These results are provisional until the conclusion of any judicial and technical matters.

Clerk Of Course :	Stewards :	Timekeeper : Craig Smith
-------------------	------------	--------------------------

Results can be found at www.tsl-timing.com

Printed - 17:55 Saturday, 02 April 2022



BMCRC - MRO Championships 2022 - Rnd 2 @ Silverstone National

DFDS Yamaha Past Masters

RACE 15 - LAP CHART

LAP 1 @ 17:48:27.081

NO	BEHIND	LAP TIME
81		1:11.416
19	1.913	1:13.329
61	2.044	1:13.460
27	2.305	1:13.721
30	3.022	1:14.438
74	3.914	1:15.330
88	6.096	1:17.512
55	6.610	1:18.026
45	7.651	1:19.067
28	8.060	1:19.476
29	8.237	1:19.653
26	8.534	1:19.950
70	10.617	1:22.033
333	10.842	1:22.258
72	11.169	1:22.585
6	12.899	1:24.315
100	13.002	1:24.418
73	14.118	1:25.534
25	14.227	1:25.643
71	14.460	1:25.876
65	14.771	1:26.187
87	16.232	1:27.648
199	16.452	1:27.868
69	16.729	1:28.145
99	17.869	1:29.285
67	18.919	1:30.335
3	24.977	1:36.393

19	7.635	1:10.994
27	7.789	1:11.042
61	7.887	1:10.771
30	9.208	1:11.237
74	11.938	1:11.762
55	19.347	1:13.967
88	19.441	1:15.356
45	20.603	1:14.374
29	21.279	1:14.336
26	21.407	1:14.347
28	22.385	1:14.411
333	23.486	1:13.434
72	25.144	1:14.985
25	31.973	1:17.560
6	32.334	1:18.590
70	33.892	1:20.656
100	34.106	1:20.589
71	34.983	1:18.502
65	35.674	1:18.679
59	1 Lap	1:32.531
73	41.412	1:22.219
69	41.740	1:21.493
87	41.988	1:21.664
3	59.310	1:24.069

45	27.801	1:12.316
88	29.023	1:13.485
26	29.774	1:13.842
29	30.167	1:13.897
28	30.413	1:12.436
333	31.035	1:12.593
72	37.636	1:16.275
6	46.189	1:16.233
100	46.462	1:14.842
25	47.387	1:16.717
71	52.579	1:18.244
70	53.535	1:19.703
65	55.052	1:18.770
87	1:01.211	1:18.345
73	1:02.078	1:19.015
69	1:02.236	1:18.583
59	1 Lap	1:29.479

LAP 4 @ 17:51:53.079

NO	BEHIND	LAP TIME
81		1:08.681
99	1 Lap	1:24.683
19	9.523	1:10.569
27	9.631	1:10.523
67	1 Lap	1:47.864 P
61	9.874	1:10.668
30	10.350	1:09.823
74	14.678	1:11.421
55	24.424	1:13.758
45	25.352	1:13.430
88	25.405	1:14.645
26	25.799	1:13.073
29	26.137	1:13.539
28	27.844	1:14.140
333	28.309	1:13.504
72	31.228	1:14.765
6	39.823	1:16.170
25	40.537	1:17.245
100	41.487	1:16.062
70	43.699	1:18.488
71	44.202	1:17.900
65	46.149	1:19.156
87	52.733	1:19.426
73	52.930	1:20.199
69	53.520	1:20.461
59	1 Lap	1:32.580

LAP 5 @ 17:53:02.946

NO	BEHIND	LAP TIME
81		1:09.867
3	1 Lap	1:24.380
27	10.570	1:10.806
19	10.743	1:11.087
61	10.925	1:10.918
30	11.182	1:10.699
74	16.329	1:11.518
99	1 Lap	1:23.182
55	27.093	1:12.536

LAP 2 @ 17:49:35.778

NO	BEHIND	LAP TIME
81		1:08.697
19	5.261	1:12.045
27	5.367	1:11.759
61	5.736	1:12.389
30	6.591	1:12.266
74	8.796	1:13.579
88	12.705	1:15.306
55	14.000	1:16.087
45	14.849	1:15.895
29	15.563	1:16.023
26	15.680	1:15.843
28	16.594	1:17.231
59	1 Lap	2:37.431
333	18.672	1:16.527
72	18.779	1:16.307
70	21.856	1:19.936
100	22.137	1:17.832
6	22.364	1:18.162
25	23.033	1:17.503
71	25.101	1:19.338
65	25.615	1:19.541
73	27.813	1:22.392
69	28.867	1:20.835
87	28.944	1:21.409
67	39.174	1:28.952
3	43.861	1:27.581
199	47.802	1:40.047 P
99	1:00.893	1:51.721

LAP 3 @ 17:50:44.398

NO	BEHIND	LAP TIME
81		1:08.620

Weather / Track : Cloudy / Drying

Results can be found at www.tsl-timing.com

Silverstone National: 1.6404 miles
Date: 02/04/2022 Start: 17:47 Finish: 17:53

Printed - 17:54 Saturday, 02 April 2022

BMCRC - MRO Championships 2022 - Rnd 2 @ Silverstone National

DFDS Yamaha Past Masters

RACE 15 - SECTOR ANALYSIS



SECTOR 1 = FL to I1, SECTOR 2 = I1 to FL, DIFF = Difference To Personal Best Lap, P = Crossed Finish Line in Pit Lane, D = Time Disallowed

P1 81		Scott GRANT		Yamaha TZR250 - Katie, Mum and Dad		
IDEAL LAP TIME : 1:08.246		BEST LAP TIME : 1:08.620		DIFFERENCE : 0.374		
LAP	SECTOR 1	SECTOR 2	LAP TIME	MPH	DIFF	TIME OF DAY
1 -		28.279	1:11.416	82.69	2.796	17:48:27.081
2 -	40.720	27.977	1:08.697 (3)	85.96	0.077	17:49:35.778
3 -	40.631	27.989	1:08.620 (1)	86.06		17:50:44.398
4 -	40.436	28.245	1:08.681 (2)	85.98	0.061	17:51:53.079
5 -	40.269	29.598	1:09.867	84.52	1.247	17:53:02.946

P2 27		Richard HAYWARD		Yamaha TZR250 - Hazel Motors/ Gforce		
IDEAL LAP TIME : 1:10.210		BEST LAP TIME : 1:10.523		DIFFERENCE : 0.313		
LAP	SECTOR 1	SECTOR 2	LAP TIME	MPH	DIFF	TIME OF DAY
1 -		29.142	1:13.721	80.10	3.198	17:48:29.386
2 -	42.192	29.567	1:11.759	82.29	1.236	17:49:41.145
3 -	41.815	29.227	1:11.042 (3)	83.12	0.519	17:50:52.187
4 -	41.192	29.331	1:10.523 (1)	83.74		17:52:02.710
5 -	41.788	29.018	1:10.806 (2)	83.40	0.283	17:53:13.516

P3 19		Peter BRANTON		Yamaha TZR 250 - Exactweld Racing		
IDEAL LAP TIME : 1:10.450		BEST LAP TIME : 1:10.569		DIFFERENCE : 0.119		
LAP	SECTOR 1	SECTOR 2	LAP TIME	MPH	DIFF	TIME OF DAY
1 -		29.916	1:13.329	80.53	2.760	17:48:28.994
2 -	42.114	29.931	1:12.045	81.97	1.476	17:49:41.039
3 -	41.743	29.251	1:10.994 (2)	83.18	0.425	17:50:52.033
4 -	41.199	29.370	1:10.569 (1)	83.68		17:52:02.602
5 -	41.609	29.478	1:11.087 (3)	83.07	0.518	17:53:13.689

P4 61		Paul WELCH		Yamaha TZR250 -		
IDEAL LAP TIME : 1:09.951		BEST LAP TIME : 1:10.668		DIFFERENCE : 0.717		
LAP	SECTOR 1	SECTOR 2	LAP TIME	MPH	DIFF	TIME OF DAY
1 -		28.897	1:13.460	80.39	2.792	17:48:29.125
2 -	42.924	29.465	1:12.389	81.58	1.721	17:49:41.514
3 -	41.759	29.012	1:10.771 (2)	83.44	0.103	17:50:52.285
4 -	41.346	29.322	1:10.668 (1)	83.56		17:52:02.953
5 -	42.313	28.605	1:10.918 (3)	83.27	0.250	17:53:13.871

P5 30		Alan COOPER		Yamaha TZR250 - twistgrip motorcycles		
IDEAL LAP TIME : 1:09.777		BEST LAP TIME : 1:09.823		DIFFERENCE : 0.046		
LAP	SECTOR 1	SECTOR 2	LAP TIME	MPH	DIFF	TIME OF DAY
1 -		29.790	1:14.438	79.33	4.615	17:48:30.103
2 -	42.331	29.935	1:12.266	81.72	2.443	17:49:42.369
3 -	41.728	29.509	1:11.237 (3)	82.90	1.414	17:50:53.606
4 -	40.860	28.963	1:09.823 (1)	84.58		17:52:03.429
5 -	41.782	28.917	1:10.699 (2)	83.53	0.876	17:53:14.128

P6 74		Paul WHITBY		Yamaha TZR250 - Greybridge Ltd		
IDEAL LAP TIME : 1:11.421		BEST LAP TIME : 1:11.421		DIFFERENCE : 0.000		
LAP	SECTOR 1	SECTOR 2	LAP TIME	MPH	DIFF	TIME OF DAY
1 -		30.068	1:15.330	78.39	3.909	17:48:30.995
2 -	43.498	30.081	1:13.579	80.26	2.158	17:49:44.574
3 -	42.307	29.455	1:11.762 (3)	82.29	0.341	17:50:56.336
4 -	42.080	29.341	1:11.421 (1)	82.68		17:52:07.757
5 -	42.111	29.407	1:11.518 (2)	82.57	0.097	17:53:19.275

BMCR - MRO Championships 2022 - Rnd 2 @ Silverstone National

DFDS Yamaha Past Masters

RACE 15 - SECTOR ANALYSIS



SECTOR 1 = FL to I1, SECTOR 2 = I1 to FL, DIFF = Difference To Personal Best Lap, P = Crossed Finish Line in Pit Lane, D = Time Disallowed

P7 55 Paul TOLAND		Yamaha TZR250 - Kippers keys				
IDEAL LAP TIME : 1:12.536		BEST LAP TIME : 1:12.536		DIFFERENCE : 0.000		
LAP	SECTOR 1	SECTOR 2	LAP TIME	MPH	DIFF	TIME OF DAY
1 -		32.354	1:18.026	75.68	5.490	17:48:33.691
2 -	42.953	33.134	1:16.087	77.61	3.551	17:49:49.778
3 -	42.331	31.636	1:13.967 (3)	79.84	1.431	17:51:03.745
4 -	42.394	31.364	1:13.758 (2)	80.06	1.222	17:52:17.503
5 -	41.659	30.877	1:12.536 (1)	81.41		17:53:30.039

P8 45 Peter MOORE		Yamaha TZR250 -				
IDEAL LAP TIME : 1:12.316		BEST LAP TIME : 1:12.316		DIFFERENCE : 0.000		
LAP	SECTOR 1	SECTOR 2	LAP TIME	MPH	DIFF	TIME OF DAY
1 -		32.370	1:19.067	74.69	6.751	17:48:34.732
2 -	43.544	32.351	1:15.895	77.81	3.579	17:49:50.627
3 -	42.776	31.598	1:14.374 (3)	79.40	2.058	17:51:05.001
4 -	42.466	30.964	1:13.430 (2)	80.42	1.114	17:52:18.431
5 -	41.528	30.788	1:12.316 (1)	81.66		17:53:30.747

P9 88 Michael STANLEY		Yamaha TZR250 -				
IDEAL LAP TIME : 1:13.485		BEST LAP TIME : 1:13.485		DIFFERENCE : 0.000		
LAP	SECTOR 1	SECTOR 2	LAP TIME	MPH	DIFF	TIME OF DAY
1 -		31.907	1:17.512	76.18	4.027	17:48:33.177
2 -	43.397	31.909	1:15.306 (3)	78.42	1.821	17:49:48.483
3 -	43.741	31.615	1:15.356	78.37	1.871	17:51:03.839
4 -	43.416	31.229	1:14.645 (2)	79.11	1.160	17:52:18.484
5 -	43.023	30.462	1:13.485 (1)	80.36		17:53:31.969

P10 26 C Damian LEE		Yamaha TZR250 - Leed Autos				
IDEAL LAP TIME : 1:13.073		BEST LAP TIME : 1:13.073		DIFFERENCE : 0.000		
LAP	SECTOR 1	SECTOR 2	LAP TIME	MPH	DIFF	TIME OF DAY
1 -		31.851	1:19.950	73.86	6.877	17:48:35.615
2 -	44.816	31.027	1:15.843	77.86	2.770	17:49:51.458
3 -	43.857	30.490	1:14.347 (3)	79.43	1.274	17:51:05.805
4 -	43.128	29.945	1:13.073 (1)	80.81		17:52:18.878
5 -	43.250	30.592	1:13.842 (2)	79.97	0.769	17:53:32.720

P11 29 Derek CRIPPS		Yamaha TZR250 - Kelly Cripps - Team FBR				
IDEAL LAP TIME : 1:13.539		BEST LAP TIME : 1:13.539		DIFFERENCE : 0.000		
LAP	SECTOR 1	SECTOR 2	LAP TIME	MPH	DIFF	TIME OF DAY
1 -		32.397	1:19.653	74.14	6.114	17:48:35.318
2 -	44.022	32.001	1:16.023	77.68	2.484	17:49:51.341
3 -	42.924	31.412	1:14.336 (3)	79.44	0.797	17:51:05.677
4 -	42.733	30.806	1:13.539 (1)	80.30		17:52:19.216
5 -	42.809	31.088	1:13.897 (2)	79.91	0.358	17:53:33.113

P12 28 Liam McCARTER		Yamaha TZR250 - Katie McCarter				
IDEAL LAP TIME : 1:12.436		BEST LAP TIME : 1:12.436		DIFFERENCE : 0.000		
LAP	SECTOR 1	SECTOR 2	LAP TIME	MPH	DIFF	TIME OF DAY
1 -		32.854	1:19.476	74.30	7.040	17:48:35.141
2 -	44.764	32.467	1:17.231	76.46	4.795	17:49:52.372
3 -	43.066	31.345	1:14.411 (3)	79.36	1.975	17:51:06.783
4 -	42.969	31.171	1:14.140 (2)	79.65	1.704	17:52:20.923
5 -	41.978	30.458	1:12.436 (1)	81.52		17:53:33.359

BMCR - MRO Championships 2022 - Rnd 2 @ Silverstone National

DFDS Yamaha Past Masters

RACE 15 - SECTOR ANALYSIS



SECTOR 1 = FL to I1, SECTOR 2 = I1 to FL, DIFF = Difference To Personal Best Lap, P = Crossed Finish Line in Pit Lane, D = Time Disallowed

P13 333 C		Mark STUBBERFIELD		Yamaha TZR250 - Polished concrete London		
IDEAL LAP TIME : 1:12.481		BEST LAP TIME : 1:12.593		DIFFERENCE : 0.112		
LAP	SECTOR 1	SECTOR 2	LAP TIME	MPH	DIFF	TIME OF DAY
1 -		33.443	1:22.258	71.79	9.665	17:48:37.923
2 -	44.506	32.021	1:16.527	77.17	3.934	17:49:54.450
3 -	43.075	30.359	1:13.434 (2)	80.42	0.841	17:51:07.884
4 -	42.733	30.771	1:13.504 (3)	80.34	0.911	17:52:21.388
5 -	42.845	29.748	1:12.593 (1)	81.35		17:53:33.981

P14 72 C		John HAMILTON		Yamaha TRZ250 - LW Racing		
IDEAL LAP TIME : 1:14.635		BEST LAP TIME : 1:14.765		DIFFERENCE : 0.130		
LAP	SECTOR 1	SECTOR 2	LAP TIME	MPH	DIFF	TIME OF DAY
1 -		33.061	1:22.585	71.50	7.820	17:48:38.250
2 -	44.316	31.991	1:16.307	77.39	1.542	17:49:54.557
3 -	43.756	31.229	1:14.985 (2)	78.75	0.220	17:51:09.542
4 -	43.406	31.359	1:14.765 (1)	78.98		17:52:24.307
5 -	43.890	32.385	1:16.275 (3)	77.42	1.510	17:53:40.582

P15 6		David ABRAHAM		Yamaha TZR 250 - Cambridge Motorcycles		
IDEAL LAP TIME : 1:16.170		BEST LAP TIME : 1:16.170		DIFFERENCE : 0.000		
LAP	SECTOR 1	SECTOR 2	LAP TIME	MPH	DIFF	TIME OF DAY
1 -		34.159	1:24.315	70.04	8.145	17:48:39.980
2 -	45.916	32.246	1:18.162 (3)	75.55	1.992	17:49:58.142
3 -	46.873	31.717	1:18.590	75.14	2.420	17:51:16.732
4 -	44.968	31.202	1:16.170 (1)	77.53		17:52:32.902
5 -	45.023	31.210	1:16.233 (2)	77.46	0.063	17:53:49.135

P16 100 R		Stephen LANE		Yamaha TZR250 - www.ypmrc.co.uk		
IDEAL LAP TIME : 1:14.842		BEST LAP TIME : 1:14.842		DIFFERENCE : 0.000		
LAP	SECTOR 1	SECTOR 2	LAP TIME	MPH	DIFF	TIME OF DAY
1 -		33.392	1:24.418	69.95	9.576	17:48:40.083
2 -	44.940	32.892	1:17.832 (3)	75.87	2.990	17:49:57.915
3 -	47.955	32.634	1:20.589	73.28	5.747	17:51:18.504
4 -	44.509	31.553	1:16.062 (2)	77.64	1.220	17:52:34.566
5 -	43.885	30.957	1:14.842 (1)	78.90		17:53:49.408

P17 25 C		Stephen WIMBLE		Yamaha TZR 250 - S.B.W Contractor		
IDEAL LAP TIME : 1:16.717		BEST LAP TIME : 1:16.717		DIFFERENCE : 0.000		
LAP	SECTOR 1	SECTOR 2	LAP TIME	MPH	DIFF	TIME OF DAY
1 -		33.803	1:25.643	68.95	8.926	17:48:41.308
2 -	45.530	31.973	1:17.503 (3)	76.19	0.786	17:49:58.811
3 -	45.730	31.830	1:17.560	76.14	0.843	17:51:16.371
4 -	45.453	31.792	1:17.245 (2)	76.45	0.528	17:52:33.616
5 -	45.257	31.460	1:16.717 (1)	76.97		17:53:50.333

P18 71 C		Alan BUSHELL		Yamaha RD250LC -		
IDEAL LAP TIME : 1:17.248		BEST LAP TIME : 1:17.900		DIFFERENCE : 0.652		
LAP	SECTOR 1	SECTOR 2	LAP TIME	MPH	DIFF	TIME OF DAY
1 -		34.392	1:25.876	68.76	7.976	17:48:41.541
2 -	46.565	32.773	1:19.338	74.43	1.438	17:50:00.879
3 -	46.175	32.327	1:18.502 (3)	75.22	0.602	17:51:19.381
4 -	45.408	32.492	1:17.900 (1)	75.81		17:52:37.281
5 -	46.404	31.840	1:18.244 (2)	75.47	0.344	17:53:55.525

BMCRC - MRO Championships 2022 - Rnd 2 @ Silverstone National

DFDS Yamaha Past Masters

RACE 15 - SECTOR ANALYSIS



SECTOR 1 = FL to I1, SECTOR 2 = I1 to FL, DIFF = Difference To Personal Best Lap, P = Crossed Finish Line in Pit Lane, D = Time Disallowed

P19 70		Andrew BURSCOUGH		Yamaha YPVS 350 - Apollo/Merlin/Abbey/Martitanium			
IDEAL LAP TIME : 1:18.252		BEST LAP TIME : 1:18.488		DIFFERENCE : 0.236			
LAP	SECTOR 1	SECTOR 2	LAP TIME	MPH	DIFF	TIME OF DAY	
1 -		33.683	1:22.033	71.99	3.545	17:48:37.698	
2 -	46.191	33.745	1:19.936 (3)	73.87	1.448	17:49:57.634	
3 -	47.765	32.891	1:20.656	73.22	2.168	17:51:18.290	
4 -	45.878	32.610	1:18.488 (1)	75.24		17:52:36.778	
5 -	47.329	32.374	1:19.703 (2)	74.09	1.215	17:53:56.481	

P20 65 C		Nigel TERRY		Yamaha TZR250 - NTrap Garage Doors			
IDEAL LAP TIME : 1:18.271		BEST LAP TIME : 1:18.679		DIFFERENCE : 0.408			
LAP	SECTOR 1	SECTOR 2	LAP TIME	MPH	DIFF	TIME OF DAY	
1 -		34.166	1:26.187	68.52	7.508	17:48:41.852	
2 -	46.535	33.006	1:19.541	74.24	0.862	17:50:01.393	
3 -	46.218	32.461	1:18.679 (1)	75.06		17:51:20.072	
4 -	46.300	32.856	1:19.156 (3)	74.60	0.477	17:52:39.228	
5 -	45.810	32.960	1:18.770 (2)	74.97	0.091	17:53:57.998	

P21 87 C		Denise BUTTON		Yamaha TZR250 -			
IDEAL LAP TIME : 1:18.157		BEST LAP TIME : 1:18.345		DIFFERENCE : 0.188			
LAP	SECTOR 1	SECTOR 2	LAP TIME	MPH	DIFF	TIME OF DAY	
1 -		35.393	1:27.648	67.37	9.303	17:48:43.313	
2 -	47.653	33.756	1:21.409 (3)	72.54	3.064	17:50:04.722	
3 -	47.046	34.618	1:21.664	72.31	3.319	17:51:26.386	
4 -	46.589	32.837	1:19.426 (2)	74.35	1.081	17:52:45.812	
5 -	45.320	33.025	1:18.345 (1)	75.38		17:54:04.157	

P22 73 C		Colvin TURNER		Yamaha TZR250 -			
IDEAL LAP TIME : 1:18.877		BEST LAP TIME : 1:19.015		DIFFERENCE : 0.138			
LAP	SECTOR 1	SECTOR 2	LAP TIME	MPH	DIFF	TIME OF DAY	
1 -		34.323	1:25.534	69.04	6.519	17:48:41.199	
2 -	48.625	33.767	1:22.392	71.67	3.377	17:50:03.591	
3 -	48.353	33.866	1:22.219 (3)	71.82	3.204	17:51:25.810	
4 -	48.121	32.078	1:20.199 (2)	73.63	1.184	17:52:46.009	
5 -	46.799	32.216	1:19.015 (1)	74.74		17:54:05.024	

P23 69 C		Mark ELLERAY		Yamaha TZR250 - Abbot Solutions Ltd			
IDEAL LAP TIME : 1:18.583		BEST LAP TIME : 1:18.583		DIFFERENCE : 0.000			
LAP	SECTOR 1	SECTOR 2	LAP TIME	MPH	DIFF	TIME OF DAY	
1 -		34.521	1:28.145	66.99	9.562	17:48:43.810	
2 -	47.847	32.988	1:20.835 (3)	73.05	2.252	17:50:04.645	
3 -	47.324	34.169	1:21.493	72.46	2.910	17:51:26.138	
4 -	48.042	32.419	1:20.461 (2)	73.39	1.878	17:52:46.599	
5 -	46.318	32.265	1:18.583 (1)	75.15		17:54:05.182	

P24 3 C		Dan NEMATI		Yamaha TZR250 -			
IDEAL LAP TIME : 1:23.887		BEST LAP TIME : 1:24.069		DIFFERENCE : 0.182			
LAP	SECTOR 1	SECTOR 2	LAP TIME	MPH	DIFF	TIME OF DAY	
1 -		38.314	1:36.393	61.26	12.324	17:48:52.058	
2 -	51.175	36.406	1:27.581 (3)	67.43	3.512	17:50:19.639	
3 -	48.882	35.187	1:24.069 (1)	70.24		17:51:43.708	
4 -	48.700	35.680	1:24.380 (2)	69.98	0.311	17:53:08.088	

BMCRC - MRO Championships 2022 - Rnd 2 @ Silverstone National

DFDS Yamaha Past Masters

RACE 15 - SECTOR ANALYSIS



SECTOR 1 = FL to I1, SECTOR 2 = I1 to FL, DIFF = Difference To Personal Best Lap, P = Crossed Finish Line in Pit Lane, D = Time Disallowed

P25 99 C		Paul FIRTH		Yamaha TZR250 - Joanne Porter			
IDEAL LAP TIME : 1:23.182		BEST LAP TIME : 1:23.182		DIFFERENCE : 0.000			
LAP	SECTOR 1	SECTOR 2	LAP TIME	MPH	DIFF	TIME OF DAY	
1 -		34.710	1:29.285	66.14	6.103	17:48:44.950	
2 -	50.108	1:01.613	1:51.721 (3)	52.86	28.539	17:50:36.671	
3 -	50.425	34.258	1:24.683 (2)	69.73	1.501	17:52:01.354	
4 -	48.956	34.226	1:23.182 (1)	70.99		17:53:24.536	

P26 59 C		Neil HESMAN		Yamaha RD350R - The Village Websmith - Farkham Hall			
IDEAL LAP TIME : 1:28.771		BEST LAP TIME : 1:29.479		DIFFERENCE : 0.708			
LAP	SECTOR 1	SECTOR 2	LAP TIME	MPH	DIFF	TIME OF DAY	
1 -		38.281	2:37.431	37.51	1:07.952	17:49:53.096	
2 -	55.544	36.987	1:32.531 (2)	63.82	3.052	17:51:25.627	
3 -	54.224	38.356	1:32.580 (3)	63.78	3.101	17:52:58.207	
4 -	51.784	37.695	1:29.479 (1)	66.00		17:54:27.686	

P27 67		Mark BAILEY		Yamaha TZR250 - South Eastern Air Conditioning Ltd			
IDEAL LAP TIME : 1:25.156		BEST LAP TIME : 1:28.952		DIFFERENCE : 3.796			
LAP	SECTOR 1	SECTOR 2	LAP TIME	MPH	DIFF	TIME OF DAY	
1 -		35.284	1:30.335	65.37	1.383	17:48:46.000	
2 -	49.872	39.080	1:28.952 (1)	66.39		17:50:14.952	
3 -	54.235	IN PIT	1:47.864 P	54.75	18.912	17:52:02.816	

P28 199 C		Michael FROST		Yamaha TZR250 -			
IDEAL LAP TIME : 1:27.237		BEST LAP TIME :		DIFFERENCE :			
LAP	SECTOR 1	SECTOR 2	LAP TIME	MPH	DIFF	TIME OF DAY	
1 -		36.703	1:27.868	67.21		17:48:43.533	
2 -	50.534	IN PIT	1:40.047 P	59.02		17:50:23.580	

BMCRC - MRO Championships 2022 - Rnd 2 @ Silverstone National

DFDS Yamaha Past Masters

RACE 15 - BEST SECTORS

SECTOR 1			SECTOR 2			IDEAL / BEST COMPARISON						
POS	NO	NAME	TIME	NO	NAME	TIME	POS	NO	NAME	IDEAL	BEST	DIFF
									PERFECT LAP	1:08.246		
1	81	GRANT	40.269	81	GRANT	27.977	1	81	GRANT	1:08.246	1:08.620	0.374
2	30	COOPER	40.860	61	WELCH	28.605	2	30	COOPER	1:09.777	1:09.823	0.046
3	27	HAYWARD	41.192	30	COOPER	28.917	3	61	WELCH	1:09.951	1:10.668	0.717
4	19	BRANTON	41.199	27	HAYWARD	29.018	4	27	HAYWARD	1:10.210	1:10.523	0.313
5	61	WELCH	41.346	19	BRANTON	29.251	5	19	BRANTON	1:10.450	1:10.569	0.119
6	45	MOORE	41.528	74	WHITBY	29.341	6	74	WHITBY	1:11.421	1:11.421	0.000
7	55	TOLAND	41.659	333	STUBBERFIELD	29.748	7	45	MOORE	1:12.316	1:12.316	0.000
8	28	McCARTER	41.978	26	LEE	29.945	8	28	McCARTER	1:12.436	1:12.436	0.000
9	74	WHITBY	42.080	28	McCARTER	30.458	9	333	STUBBERFIELD	1:12.481	1:12.593	0.112
10	29	CRIPPS	42.733	88	STANLEY	30.462	10	55	TOLAND	1:12.536	1:12.536	0.000
11	333	STUBBERFIELD	42.733	45	MOORE	30.788	11	26	LEE	1:13.073	1:13.073	0.000
12	88	STANLEY	43.023	29	CRIPPS	30.806	12	88	STANLEY	1:13.485	1:13.485	0.000
13	26	LEE	43.128	55	TOLAND	30.877	13	29	CRIPPS	1:13.539	1:13.539	0.000
14	72	HAMILTON	43.406	100	LANE	30.957	14	72	HAMILTON	1:14.635	1:14.765	0.130
15	100	LANE	43.885	6	ABRAHAM	31.202	15	100	LANE	1:14.842	1:14.842	0.000
16	6	ABRAHAM	44.968	72	HAMILTON	31.229	16	6	ABRAHAM	1:16.170	1:16.170	0.000
17	25	WIMBLE	45.257	25	WIMBLE	31.460	17	25	WIMBLE	1:16.717	1:16.717	0.000
18	87	BUTTON	45.320	71	BUSHELL	31.840	18	71	BUSHELL	1:17.248	1:17.900	0.652
19	71	BUSHELL	45.408	73	TURNER	32.078	19	87	BUTTON	1:18.157	1:18.345	0.188
20	65	TERRY	45.810	69	ELLERAY	32.265	20	70	BURSCOUGH	1:18.252	1:18.488	0.236
21	70	BURSCOUGH	45.878	70	BURSCOUGH	32.374	21	65	TERRY	1:18.271	1:18.679	0.408
22	69	ELLERAY	46.318	65	TERRY	32.461	22	69	ELLERAY	1:18.583	1:18.583	0.000
23	73	TURNER	46.799	87	BUTTON	32.837	23	73	TURNER	1:18.877	1:19.015	0.138
24	3	NEMATI	48.700	99	FIRTH	34.226	24	99	FIRTH	1:23.182	1:23.182	0.000
25	99	FIRTH	48.956	3	NEMATI	35.187	25	3	NEMATI	1:23.887	1:24.069	0.182
26	67	BAILEY	49.872	67	BAILEY	35.284	26	67	BAILEY	1:25.156	1:28.952	3.796
27	199	FROST	50.534	199	FROST	36.703	27	199	FROST	1:27.237		
28	59	HESMAN	51.784	59	HESMAN	36.987	28	59	HESMAN	1:28.771	1:29.479	0.708
29												

BMCRC - MRO Championships 2022 - Rnd 2 @ Silverstone National

DFDS Yamaha Past Masters

RACE 15 - STATISTICS

Competitors Started 29
Planned Start 2022-04-02 @ 16:50:00.000
Actual Start 2022-04-02 @ 17:47:15.664
Finish Time 2022-04-02 @ 17:53:02.945
Track Length 1.6404mi.
Total Laps 132
Total Distance Covered 216.5411mi.

Session Fastest Lap History

NO	CL	NAME	LAP TIME	TIME OF DAY	LAP	VEHICLE
81		Scott GRANT	1:08.697	17:49:35.769	2	Yamaha TZR250
81		Scott GRANT	1:08.620	17:50:44.390	3	Yamaha TZR250

Session Leader History

NO	CL	NAME	FROM LAP	LAPS LED	DISTANCE	VEHICLE
81		Scott GRANT	1	5	8.20 miles	Yamaha TZR250

Flag History

TYPE	TIME OF DAY
GREEN	17:47:15.664
FINISH	17:53:02.945

Flag Statistics

TYPE	COUNT	TOTAL LAPS	TOTAL TIME
Green	1	5	7:25.649
Red	0	0	0.000
Safety Car	0	0	0.000
FCY	0	0	0.000

BMCRC - MRO Championships 2022 - Rnd 2 @ Silverstone National

DFDS Yamaha Past Masters

RACE 15 - STATISTICS

CLASS :

14 Starters

Fastest Lap History

NO	NAME	LAP TIME	TIME OF DAY	LAP	VEHICLE
81	Scott GRANT	1:08.697	17:49:35.769	2	Yamaha TZR250
81	Scott GRANT	1:08.620	17:50:44.390	3	Yamaha TZR250

Leader History

NO	NAME	FROM LAP	LAPS LED	DISTANCE	VEHICLE
81	Scott GRANT	1	5	8.20 miles	Yamaha TZR250

BMCRC - MRO Championships 2022 - Rnd 2 @ Silverstone National

DFDS Yamaha Past Masters

RACE 15 - STATISTICS

CLASS : C

14 Starters

Fastest Lap History

NO	NAME	LAP TIME	TIME OF DAY	LAP	VEHICLE
26	Damian LEE	1:15.843	17:49:51.450	2	Yamaha TZR250
26	Damian LEE	1:14.347	17:51:05.798	3	Yamaha TZR250
333	Mark STUBBERFIELD	1:13.434	17:51:07.894	3	Yamaha TZR250
26	Damian LEE	1:13.073	17:52:18.868	4	Yamaha TZR250
333	Mark STUBBERFIELD	1:12.593	17:53:33.991	5	Yamaha TZR250

Leader History

NO	NAME	FROM LAP	LAPS LED	DISTANCE	VEHICLE
26	Damian LEE	1	5	8.20 miles	Yamaha TZR250

BMCRC - MRO Championships 2022 - Rnd 2 @ Silverstone National

DFDS Yamaha Past Masters

RACE 15 - STATISTICS

CLASS : R

1 Starters

Fastest Lap History

NO	NAME	LAP TIME	TIME OF DAY	LAP	VEHICLE
100	Stephen LANE	1:17.832	17:49:57.907	2	Yamaha TZR250
100	Stephen LANE	1:16.062	17:52:34.557	4	Yamaha TZR250
100	Stephen LANE	1:14.842	17:53:49.400	5	Yamaha TZR250

Leader History

NO	NAME	FROM LAP	LAPS LED	DISTANCE	VEHICLE
100	Stephen LANE	1	5	8.20 miles	Yamaha TZR250

BMCRC - MRO Championships 2022 - Rnd 2 @ Silverstone National
DFDS Yamaha Past Masters
RACE 6 - GRID (10 Laps)

ROW 12				34	51 Kevin WHOLEY			
ROW 11		33	471 Laura PETERS	32	60 Daniel GOUGH	31	57 Geoff MOOK	
ROW 10	30	8 David BALL	29	199 Michael FROST	28	59 Neil HESMAN	1:29.479	
ROW 9			27	67 Mark BAILEY	26	92 Andrew MOOK	25	3 Dan NEMATI
ROW 8	24	99 Paul FIRTH	23	73 Colvin TURNER	22	65 Nigel TERRY	1:23.182	
ROW 7			21	69 Mark ELLERAY	20	70 Andrew BURSCOUGH	19	87 Denise BUTTON
ROW 6	18	71 Alan BUSHELL	17	25 Stephen WIMBLE	16	6 David ABRAHAM	1:17.900	
ROW 5			15	100 Stephen LANE	14	72 John HAMILTON	13	29 Derek CRIPPS
ROW 4	12	88 Michael STANLEY	11	26 Damian LEE	10	333 Mark STUBBERFIELD	1:13.485	
ROW 3			9	55 Paul TOLAND	8	28 Liam McCARTER	7	45 Peter MOORE
ROW 2	6	74 Paul WHITBY	5	61 Paul WELCH	4	19 Peter BRANTON	1:11.421	
ROW 1			3	27 Richard HAYWARD	2	30 Alan COOPER	1	81 Scott GRANT
							Pole	

Silverstone National: 1.6404 miles

These results are provisional until the conclusion of any judicial and technical matters.

Clerk Of Course :

Stewards :

Timekeeper : Craig Smith

 Results can be found at www.tsl-timing.com

Printed - 17:56 Saturday, 02 April 2022



BMCRC - MRO Championships 2022 - Rnd 2 @ Silverstone National

DFDS Yamaha Past Masters

RACE 6 - CLASSIFICATION

POS	NO	CL	PIC NAME	ENTRY	LAPS	TIME	GAP	DIFF	MPH	BEST	ON
1	19		1 Peter BRANTON	Yamaha TZR 250 - Exactweld Racing	8	8:50.248			89.10	1:05.491	5
2	81		2 Scott GRANT	Yamaha TZR250 - Katie, Mum and Dad	8	8:51.577	1.329	1.329	88.87	1:05.488	5
3	27		3 Richard HAYWARD	Yamaha TZR250 - Hazel Motors/ Gforce	8	8:54.721	4.473	3.144	88.35	1:06.100	5
4	51		4 Kevin WHOLEY	Yamaha TZR250 - Twistgrip Motorcycles	8	9:06.517	16.269	11.796	86.44	1:06.973	5
5	45		5 Peter MOORE	Yamaha TZR250 -	8	9:07.306	17.058	0.789	86.32	1:07.683	7
6	88		6 Michael STANLEY	Yamaha TZR250 -	8	9:08.127	17.879	0.821	86.19	1:07.175	8
7	55		7 Paul TOLAND	Yamaha TZR250 - Kippers keys	8	9:08.357	18.109	0.230	86.15	1:07.215	8
8	61		8 Paul WELCH	Yamaha TZR250 -	8	9:08.929	18.681	0.572	86.06	1:07.805	8
9	28		9 Liam McCARTER	Yamaha TZR250 - Katie McCarter	8	9:09.225	18.977	0.296	86.02	1:07.612	8
10	29		10 Derek CRIPPS	Yamaha TZR250 - Kelly Cripps - Team FBR	8	9:10.069	19.821	0.844	85.88	1:07.576	8
11	74		11 Paul WHITBY	Yamaha TZR250 - Greybridge Ltd	8	9:10.465	20.217	0.396	85.82	1:07.542	8
12	57		12 Geoff MOOK	Yamaha TZR250 -	8	9:12.181	21.933	1.716	85.56	1:07.484	5
13	8		13 David BALL	Yamaha TZR250 - Gardiner Page and Roe pension c	8	9:29.050	38.802	16.869	83.02	1:09.862	2
14	333	C	1 Mark STUBBERFIELD	Yamaha TZR250 - Polished concrete London	8	9:30.322	40.074	1.272	82.83	1:10.262	8
15	60	C	2 Daniel GOUGH	Yamaha TZR250 - Kieran Lewis/G Force Mc	8	9:31.052	40.804	0.730	82.73	1:09.299	5
16	6		14 David ABRAHAM	Yamaha TZR 250 - Cambridge Motorcycles	8	9:31.195	40.947	0.143	82.71	1:10.526	2
17	72	C	3 John HAMILTON	Yamaha TRZ250 - LW Racing	8	9:32.511	42.263	1.316	82.52	1:10.279	3
18	100	R	1 Stephen LANE	Yamaha TZR250 - www.ypmrc.co.uk	8	9:42.034	51.786	9.523	81.17	1:11.159	7
19	71	C	4 Alan BUSHELL	Yamaha RD250LC -	8	9:42.187	51.939	0.153	81.15	1:11.870	8
20	26	C	5 Damian LEE	Yamaha TZR250 - Leed Autos	8	9:42.301	52.053	0.114	81.13	1:11.492	8
21	92	C	6 Andrew MOOK	Yamaha TZR250 -	8	9:46.655	56.407	4.354	80.53	1:11.563	6
22	199	C	7 Michael FROST	Yamaha TZR250 -	8	9:49.826	59.578	3.171	80.10	1:12.128	7
23	67		15 Mark BAILEY	Yamaha TZR250 - South Eastern Air Conditioning Itc	8	9:50.957	1:00.709	1.131	79.94	1:12.260	5
24	3	C	8 Dan NEMATI	Yamaha TZR250 -	8	9:53.034	1:02.786	2.077	79.66	1:12.132	8
25	73	C	9 Colvin TURNER	Yamaha TZR250 -	8	9:53.960	1:03.712	0.926	79.54	1:13.338	2
26	25	C	10 Stephen WIMBLE	Yamaha TZR 250 - S.B.W Contractor	8	9:57.861	1:07.613	3.901	79.02	1:13.594	6
27	65	C	11 Nigel TERRY	Yamaha TZR250 - NTrap Garage Doors	7	9:05.001	1 Lap	1 Lap	75.85	1:15.096	3
28	99	C	12 Paul FIRTH	Yamaha TZR250 - Joanne Porter	7	9:27.594	1 Lap	22.593	72.83	1:19.381	5

NOT CLASSIFIED

DNF	69	C	Mark ELLERAY	Yamaha TZR250 - Abbot Solutions Ltd	6	7:36.410	2 Laps	1 Lap	77.63	1:13.758	5
DNF	30		Alan COOPER	Yamaha TZR250 - twistgrip motorcycles	1	1:10.943	7 Laps	5 Laps	83.24		
DNF	70		Andrew BURSCOUGH	Yamaha YPVS 350 - Apollo/Merlin/Abbey/Martitaniur	0						

FASTEST LAP

81			Scott GRANT	Yamaha TZR250 - Katie, Mum and Dad	5	1:05.488			90.17 mph	145.12 kph	
60	C		Daniel GOUGH	Yamaha TZR250 - Kieran Lewis/G Force Mc	5	1:09.299			85.22 mph	137.14 kph	
100	R		Stephen LANE	Yamaha TZR250 - www.ypmrc.co.uk	7	1:11.159			82.99 mph	133.56 kph	

Class - 92.5% of Race Speed = 82.41 mph
 Class C - 92.5% of Race Speed = 76.61 mph
 Class R - 92.5% of Race Speed = 75.08 mph

Weather / Track : Cloudy / Dry

These results are provisional until the conclusion of any judicial and technical matters.

Race Distance: 8 Laps / 13.12 miles

Silverstone National: 1.6404 miles

Date: 03/04/2022 Start: 11:33 Finish: 11:42

Clerk Of Course :

Stewards :

Timekeeper : Craig Smith

Results can be found at www.tsl-timing.com

Printed - 11:43 Sunday, 03 April 2022



BMCRC - MRO Championships 2022 - Rnd 2 @ Silverstone National

DFDS Yamaha Past Masters

RACE 6 - LAP CHART

LAP 1 @ 11:34:40.384			LAP 3 @ 11:36:52.921			LAP 5 @ 11:39:04.396			LAP 7 @ 11:41:15.884		
NO	BEHIND	LAP TIME	NO	BEHIND	LAP TIME	NO	BEHIND	LAP TIME	NO	BEHIND	LAP TIME
81		1:09.174	19		1:05.875	19		1:05.491	19		1:05.596
27	0.170	1:09.344	81	0.002	1:06.416	81	0.383	1:05.488	81	0.504	1:05.689
19	0.629	1:09.803	27	0.628	1:06.172	27	1.518	1:06.100	27	3.407	1:06.777
30	1.769	1:10.943	61	6.159	1:08.211	45	10.577	1:07.728	51	14.007	1:07.429
55	2.037	1:11.211	45	6.590	1:07.691	51	11.065	1:06.973	45	14.760	1:07.683
61	2.160	1:11.334	88	6.786	1:08.557	88	11.504	1:07.857	88	16.278	1:08.475
88	2.267	1:11.441	28	7.123	1:08.630	61	11.769	1:08.503	61	16.450	1:08.362
28	2.478	1:11.652	55	7.629	1:07.970	55	11.980	1:08.204	55	16.468	1:08.275
74	2.761	1:11.935	74	7.981	1:08.514	28	12.423	1:08.122	28	16.939	1:08.021
45	2.861	1:12.035	51	8.149	1:08.327	29	13.746	1:08.121	29	17.819	1:07.891
29	3.424	1:12.598	29	8.718	1:08.582	74	13.843	1:08.698	74	18.249	1:07.962
51	3.558	1:12.732	57	10.967	1:09.000	57	15.534	1:07.484	57	19.866	1:07.692
333	4.578	1:13.752	333	13.144	1:10.652	333	23.398	1:11.137	99	1 Lap	1:19.644
6	4.908	1:14.082	6	13.424	1:10.527	72	23.890	1:10.764	8	34.364	1:10.492
57	5.395	1:14.569	8	14.049	1:09.968	8	23.962	1:10.466	333	35.386	1:11.253
72	5.653	1:14.827	72	14.134	1:10.279	6	24.161	1:10.768	72	35.576	1:11.566
8	6.756	1:15.930	60	17.018	1:10.070	60	24.353	1:09.299	6	35.774	1:11.501
100	7.061	1:16.235	100	18.834	1:12.028	71	32.377	1:12.042	60	35.944	1:11.571
71	7.376	1:16.550	71	19.779	1:12.141	100	32.957	1:13.335	100	45.049	1:11.159
26	8.037	1:17.211	26	20.321	1:12.402	26	33.308	1:12.388	71	45.643	1:12.068
60	8.219	1:17.393	73	23.437	1:13.394	92	38.647	1:12.553	26	46.135	1:12.116
73	9.242	1:18.416	199	24.739	1:12.461	199	39.191	1:12.953	92	50.343	1:11.621
25	9.495	1:18.669	92	24.971	1:12.533	73	39.501	1:13.552	199	52.838	1:12.128
65	10.566	1:19.740	25	26.000	1:14.272	67	40.120	1:12.260	67	53.958	1:12.705
92	10.812	1:19.986	67	26.457	1:13.036	3	42.262	1:13.110	73	55.114	1:13.484
199	10.929	1:20.103	3	27.084	1:13.652	25	42.702	1:13.697	3	56.228	1:12.478
67	11.171	1:20.345	69	29.254	1:14.836	69	48.509	1:13.758	25	58.755	1:13.947
3	11.307	1:20.481	65	29.288	1:15.096	65	52.844	1:17.725			
69	11.759	1:20.933	99	46.494	1:20.953						
99	16.121	1:25.295									

LAP 2 @ 11:35:46.507			LAP 4 @ 11:37:58.905			LAP 6 @ 11:40:10.288			LAP 8 @ 11:42:21.458		
NO	BEHIND	LAP TIME	NO	BEHIND	LAP TIME	NO	BEHIND	LAP TIME	NO	BEHIND	LAP TIME
81		1:06.123	19		1:05.984	19		1:05.892	19	1.329	1:05.574
19	0.539	1:06.033	81	0.386	1:06.368	81	0.411	1:05.920	81	1.329	1:06.399
27	0.870	1:06.823	27	0.909	1:06.265	27	2.226	1:06.600	27	4.473	1:06.640
61	4.362	1:08.325	45	8.340	1:07.734	99	1 Lap	1:19.381	65	1 Lap	1:20.389
88	4.643	1:08.499	61	8.757	1:08.582	51	12.174	1:07.001	51	16.269	1:07.836
28	4.907	1:08.552	88	9.138	1:08.336	45	12.673	1:07.988	45	17.058	1:07.872
45	5.313	1:08.575	55	9.267	1:07.622	88	13.399	1:07.787	88	17.879	1:07.175
74	5.881	1:09.243	51	9.583	1:07.418	61	13.684	1:07.807	55	18.109	1:07.215
55	6.073	1:10.159	28	9.792	1:08.653	55	13.789	1:07.701	61	18.681	1:07.805
51	6.236	1:08.801	74	10.636	1:08.639	28	14.514	1:07.983	28	18.977	1:07.612
29	6.550	1:09.249	29	11.116	1:08.382	29	15.524	1:07.670	29	19.821	1:07.576
57	8.381	1:09.109	57	13.541	1:08.558	74	15.883	1:07.932	74	20.217	1:07.542
333	8.906	1:10.451	333	17.752	1:10.592	57	17.770	1:08.128	57	21.933	1:07.641
6	9.311	1:10.526	72	18.617	1:10.467	8	29.468	1:11.398	99	1 Lap	1:19.427
72	10.269	1:10.739	6	18.884	1:11.444	72	29.606	1:11.608	8	38.802	1:10.012
8	10.495	1:09.862	8	18.987	1:10.922	333	29.729	1:12.223	333	40.074	1:10.262
100	13.220	1:12.282	60	20.545	1:09.511	6	29.869	1:11.600	60	40.804	1:10.434
60	13.362	1:11.266	100	25.113	1:12.263	60	29.969	1:11.508	6	40.947	1:10.747
71	14.052	1:12.799	71	25.826	1:12.031	71	39.171	1:12.686	72	42.263	1:12.261
26	14.333	1:12.419	26	26.411	1:12.074	100	39.486	1:12.421	100	51.786	1:12.311
73	16.457	1:13.338	73	31.440	1:13.987	26	39.615	1:12.199	71	51.939	1:11.870
25	18.142	1:14.770	92	31.585	1:12.598	92	44.318	1:11.563	26	52.053	1:11.492
199	18.692	1:13.886	199	31.729	1:12.974	199	46.306	1:13.007	92	56.407	1:11.638
92	18.852	1:14.163	67	33.351	1:12.878	67	46.849	1:12.621	199	59.578	1:12.314
67	19.835	1:14.787	25	34.496	1:14.480	73	47.226	1:13.617	67	1:00.709	1:12.325
3	19.846	1:14.662	3	34.643	1:13.543	3	49.346	1:12.976	3	1:02.786	1:12.132
65	20.606	1:16.163	69	40.242	1:16.972	25	50.404	1:13.594	73	1:03.712	1:14.172
69	20.832	1:15.196	65	40.610	1:17.306	69	57.332	1:14.715	25	1:07.613	1:14.432
99	31.955	1:21.957	99	1:01.447	1:20.937	65	1:05.534	1:18.582			

Weather / Track : Cloudy / Dry

Silverstone National: 1.6404 miles
Date: 03/04/2022 Start: 11:33 Finish: 11:42

Results can be found at www.tsl-timing.com

Printed - 11:43 Sunday, 03 April 2022

BMCRC - MRO Championships 2022 - Rnd 2 @ Silverstone National

DFDS Yamaha Past Masters

RACE 6 - SECTOR ANALYSIS



SECTOR 1 = FL to I1, SECTOR 2 = I1 to FL, DIFF = Difference To Personal Best Lap, P = Crossed Finish Line in Pit Lane, D = Time Disallowed

P1 19		Peter BRANTON		Yamaha TZR 250 - Exactweld Racing			
IDEAL LAP TIME : 1:05.482		BEST LAP TIME : 1:05.491		DIFFERENCE : 0.009			
LAP	SECTOR 1	SECTOR 2	LAP TIME	MPH	DIFF	TIME OF DAY	
1 -		27.521	1:09.803	84.60	4.312	11:34:41.013	
2 -	38.740	27.293	1:06.033	89.43	0.542	11:35:47.046	
3 -	38.608	27.267	1:05.875	89.64	0.384	11:36:52.921	
4 -	38.828	27.156	1:05.984	89.50	0.493	11:37:58.905	
5 -	38.518	26.973	1:05.491 (1)	90.17		11:39:04.396	
6 -	38.774	27.118	1:05.892	89.62	0.401	11:40:10.288	
7 -	38.632	26.964	1:05.596 (3)	90.03	0.105	11:41:15.884	
8 -	38.595	26.979	1:05.574 (2)	90.06	0.083	11:42:21.458	

P2 81		Scott GRANT		Yamaha TZR250 - Katie, Mum and Dad			
IDEAL LAP TIME : 1:05.439		BEST LAP TIME : 1:05.488		DIFFERENCE : 0.049			
LAP	SECTOR 1	SECTOR 2	LAP TIME	MPH	DIFF	TIME OF DAY	
1 -		27.690	1:09.174	85.37	3.686	11:34:40.384	
2 -	38.941	27.182	1:06.123	89.31	0.635	11:35:46.507	
3 -	39.098	27.318	1:06.416	88.91	0.928	11:36:52.923	
4 -	39.263	27.105	1:06.368	88.98	0.880	11:37:59.291	
5 -	38.477	27.011	1:05.488 (1)	90.17		11:39:04.779	
6 -	38.900	27.020	1:05.920 (3)	89.58	0.432	11:40:10.699	
7 -	38.727	26.962	1:05.689 (2)	89.90	0.201	11:41:16.388	
8 -	39.111	27.288	1:06.399	88.94	0.911	11:42:22.787	

P3 27		Richard HAYWARD		Yamaha TZR250 - Hazel Motors/ Gforce			
IDEAL LAP TIME : 1:06.075		BEST LAP TIME : 1:06.100		DIFFERENCE : 0.025			
LAP	SECTOR 1	SECTOR 2	LAP TIME	MPH	DIFF	TIME OF DAY	
1 -		27.219	1:09.344	85.16	3.244	11:34:40.554	
2 -	39.391	27.432	1:06.823	88.37	0.723	11:35:47.377	
3 -	38.983	27.189	1:06.172 (2)	89.24	0.072	11:36:53.549	
4 -	39.084	27.181	1:06.265 (3)	89.12	0.165	11:37:59.814	
5 -	39.008	27.092	1:06.100 (1)	89.34		11:39:05.914	
6 -	39.071	27.529	1:06.600	88.67	0.500	11:40:12.514	
7 -	39.050	27.727	1:06.777	88.43	0.677	11:41:19.291	
8 -	39.310	27.330	1:06.640	88.62	0.540	11:42:25.931	

P4 51		Kevin WHOLEY		Yamaha TZR250 - Twistgrip Motorcycles			
IDEAL LAP TIME : 1:06.786		BEST LAP TIME : 1:06.973		DIFFERENCE : 0.187			
LAP	SECTOR 1	SECTOR 2	LAP TIME	MPH	DIFF	TIME OF DAY	
1 -		27.894	1:12.732	81.19	5.759	11:34:43.942	
2 -	40.005	28.796	1:08.801	85.83	1.828	11:35:52.743	
3 -	40.018	28.309	1:08.327	86.43	1.354	11:37:01.070	
4 -	39.724	27.694	1:07.418 (3)	87.59	0.445	11:38:08.488	
5 -	39.408	27.565	1:06.973 (1)	88.17		11:39:15.461	
6 -	39.623	27.378	1:07.001 (2)	88.14	0.028	11:40:22.462	
7 -	39.841	27.588	1:07.429	87.58	0.456	11:41:29.891	
8 -	40.154	27.682	1:07.836	87.05	0.863	11:42:37.727	

P5 45		Peter MOORE		Yamaha TZR250 -			
IDEAL LAP TIME : 1:07.416		BEST LAP TIME : 1:07.683		DIFFERENCE : 0.267			
LAP	SECTOR 1	SECTOR 2	LAP TIME	MPH	DIFF	TIME OF DAY	
1 -		28.477	1:12.035	81.98	4.352	11:34:43.245	
2 -	40.046	28.529	1:08.575	86.11	0.892	11:35:51.820	
3 -	39.715	27.976	1:07.691 (2)	87.24	0.008	11:36:59.511	
4 -	39.445	28.289	1:07.734	87.18	0.051	11:38:07.245	
5 -	39.559	28.169	1:07.728 (3)	87.19	0.045	11:39:14.973	
6 -	39.939	28.049	1:07.988	86.86	0.305	11:40:22.961	
7 -	39.712	27.971	1:07.683 (1)	87.25		11:41:30.644	
8 -	39.479	28.393	1:07.872	87.01	0.189	11:42:38.516	

BMCRC - MRO Championships 2022 - Rnd 2 @ Silverstone National

DFDS Yamaha Past Masters

RACE 6 - SECTOR ANALYSIS



SECTOR 1 = FL to I1, SECTOR 2 = I1 to FL, DIFF = Difference To Personal Best Lap, P = Crossed Finish Line in Pit Lane, D = Time Disallowed

P6 88		Michael STANLEY		Yamaha TZR250 -			
IDEAL LAP TIME : 1:07.175		BEST LAP TIME : 1:07.175		DIFFERENCE : 0.000			
LAP	SECTOR 1	SECTOR 2	LAP TIME	MPH	DIFF	TIME OF DAY	
1 -		28.484	1:11.441	82.66	4.266	11:34:42.651	
2 -	39.723	28.776	1:08.499	86.21	1.324	11:35:51.150	
3 -	40.107	28.450	1:08.557	86.14	1.382	11:36:59.707	
4 -	40.041	28.295	1:08.336	86.42	1.161	11:38:08.043	
5 -	39.688	28.169	1:07.857 (3)	87.03	0.682	11:39:15.900	
6 -	39.931	27.856	1:07.787 (2)	87.12	0.612	11:40:23.687	
7 -	40.230	28.245	1:08.475	86.24	1.300	11:41:32.162	
8 -	39.634	27.541	1:07.175 (1)	87.91		11:42:39.337	

P7 55		Paul TOLAND		Yamaha TZR250 - Kippers keys			
IDEAL LAP TIME : 1:07.215		BEST LAP TIME : 1:07.215		DIFFERENCE : 0.000			
LAP	SECTOR 1	SECTOR 2	LAP TIME	MPH	DIFF	TIME OF DAY	
1 -		28.675	1:11.211	82.93	3.996	11:34:42.421	
2 -	39.639	30.520	1:10.159	84.17	2.944	11:35:52.580	
3 -	39.891	28.079	1:07.970	86.88	0.755	11:37:00.550	
4 -	39.543	28.079	1:07.622 (2)	87.33	0.407	11:38:08.172	
5 -	40.216	27.988	1:08.204	86.58	0.989	11:39:16.376	
6 -	39.586	28.115	1:07.701 (3)	87.23	0.486	11:40:24.077	
7 -	40.143	28.132	1:08.275	86.49	1.060	11:41:32.352	
8 -	39.466	27.749	1:07.215 (1)	87.86		11:42:39.567	

P8 61		Paul WELCH		Yamaha TZR250 -			
IDEAL LAP TIME : 1:07.560		BEST LAP TIME : 1:07.805		DIFFERENCE : 0.245			
LAP	SECTOR 1	SECTOR 2	LAP TIME	MPH	DIFF	TIME OF DAY	
1 -		28.959	1:11.334	82.78	3.529	11:34:42.544	
2 -	40.029	28.296	1:08.325	86.43	0.520	11:35:50.869	
3 -	40.508	27.703	1:08.211 (3)	86.57	0.406	11:36:59.080	
4 -	40.753	27.829	1:08.582	86.11	0.777	11:38:07.662	
5 -	40.122	28.381	1:08.503	86.21	0.698	11:39:16.165	
6 -	40.276	27.531	1:07.807 (2)	87.09	0.002	11:40:23.972	
7 -	40.200	28.162	1:08.362	86.38	0.557	11:41:32.334	
8 -	40.058	27.747	1:07.805 (1)	87.09		11:42:40.139	

P9 28		Liam McCARTER		Yamaha TZR250 - Katie McCarter			
IDEAL LAP TIME : 1:07.524		BEST LAP TIME : 1:07.612		DIFFERENCE : 0.088			
LAP	SECTOR 1	SECTOR 2	LAP TIME	MPH	DIFF	TIME OF DAY	
1 -		28.379	1:11.652	82.42	4.040	11:34:42.862	
2 -	40.058	28.494	1:08.552	86.14	0.940	11:35:51.414	
3 -	40.499	28.131	1:08.630	86.05	1.018	11:37:00.044	
4 -	40.186	28.467	1:08.653	86.02	1.041	11:38:08.697	
5 -	40.205	27.917	1:08.122	86.69	0.510	11:39:16.819	
6 -	39.932	28.051	1:07.983 (2)	86.86	0.371	11:40:24.802	
7 -	40.366	27.655	1:08.021 (3)	86.82	0.409	11:41:32.823	
8 -	39.869	27.743	1:07.612 (1)	87.34		11:42:40.435	

P10 29		Derek CRIPPS		Yamaha TZR250 - Kelly Cripps - Team FBR			
IDEAL LAP TIME : 1:07.492		BEST LAP TIME : 1:07.576		DIFFERENCE : 0.084			
LAP	SECTOR 1	SECTOR 2	LAP TIME	MPH	DIFF	TIME OF DAY	
1 -		28.381	1:12.598	81.34	5.022	11:34:43.808	
2 -	40.591	28.658	1:09.249	85.28	1.673	11:35:53.057	
3 -	40.264	28.318	1:08.582	86.11	1.006	11:37:01.639	
4 -	40.566	27.816	1:08.382	86.36	0.806	11:38:10.021	
5 -	40.295	27.826	1:08.121	86.69	0.545	11:39:18.142	
6 -	40.114	27.556	1:07.670 (2)	87.27	0.094	11:40:25.812	
7 -	40.168	27.723	1:07.891 (3)	86.98	0.315	11:41:33.703	
8 -	39.936	27.640	1:07.576 (1)	87.39		11:42:41.279	

BMCRC - MRO Championships 2022 - Rnd 2 @ Silverstone National

DFDS Yamaha Past Masters

RACE 6 - SECTOR ANALYSIS



SECTOR 1 = FL to I1, SECTOR 2 = I1 to FL, DIFF = Difference To Personal Best Lap, P = Crossed Finish Line in Pit Lane, D = Time Disallowed

P11 74		Paul WHITBY		Yamaha TZR250 - Greybridge Ltd			
IDEAL LAP TIME : 1:07.335		BEST LAP TIME : 1:07.542		DIFFERENCE : 0.207			
LAP	SECTOR 1	SECTOR 2	LAP TIME	MPH	DIFF	TIME OF DAY	
1 -		28.625	1:11.935	82.09	4.393	11:34:43.145	
2 -	40.163	29.080	1:09.243	85.28	1.701	11:35:52.388	
3 -	40.081	28.433	1:08.514	86.19	0.972	11:37:00.902	
4 -	40.519	28.120	1:08.639	86.03	1.097	11:38:09.541	
5 -	40.554	28.144	1:08.698	85.96	1.156	11:39:18.239	
6 -	40.225	27.707	1:07.932 (2)	86.93	0.390	11:40:26.171	
7 -	39.955	28.007	1:07.962 (3)	86.89	0.420	11:41:34.133	
8 -	39.628	27.914	1:07.542 (1)	87.43		11:42:41.675	

P12 57		Geoff MOOK		Yamaha TZR250 -			
IDEAL LAP TIME : 1:07.397		BEST LAP TIME : 1:07.484		DIFFERENCE : 0.087			
LAP	SECTOR 1	SECTOR 2	LAP TIME	MPH	DIFF	TIME OF DAY	
1 -		28.352	1:14.569	79.19	7.085	11:34:45.779	
2 -	40.670	28.439	1:09.109	85.45	1.625	11:35:54.888	
3 -	40.943	28.057	1:09.000	85.58	1.516	11:37:03.888	
4 -	40.276	28.282	1:08.558	86.14	1.074	11:38:12.446	
5 -	39.819	27.665	1:07.484 (1)	87.51		11:39:19.930	
6 -	40.399	27.729	1:08.128	86.68	0.644	11:40:28.058	
7 -	39.732	27.960	1:07.692 (3)	87.24	0.208	11:41:35.750	
8 -	39.896	27.745	1:07.641 (2)	87.30	0.157	11:42:43.391	

P13 8		David BALL		Yamaha TZR250 - Gardiner Page and Roe pension consultants			
IDEAL LAP TIME : 1:09.227		BEST LAP TIME : 1:09.862		DIFFERENCE : 0.635			
LAP	SECTOR 1	SECTOR 2	LAP TIME	MPH	DIFF	TIME OF DAY	
1 -		29.252	1:15.930	77.77	6.068	11:34:47.140	
2 -	40.742	29.120	1:09.862 (1)	84.53		11:35:57.002	
3 -	40.943	29.025	1:09.968 (2)	84.40	0.106	11:37:06.970	
4 -	41.566	29.356	1:10.922	83.26	1.060	11:38:17.892	
5 -	41.447	29.019	1:10.466	83.80	0.604	11:39:28.358	
6 -	42.092	29.306	1:11.398	82.71	1.536	11:40:39.756	
7 -	41.540	28.952	1:10.492	83.77	0.630	11:41:50.248	
8 -	41.527	28.485	1:10.012 (3)	84.35	0.150	11:43:00.260	

P14 333 C		Mark STUBBERFIELD		Yamaha TZR250 - Polished concrete London			
IDEAL LAP TIME : 1:10.090		BEST LAP TIME : 1:10.262		DIFFERENCE : 0.172			
LAP	SECTOR 1	SECTOR 2	LAP TIME	MPH	DIFF	TIME OF DAY	
1 -		29.170	1:13.752	80.07	3.490	11:34:44.962	
2 -	41.650	28.801	1:10.451 (2)	83.82	0.189	11:35:55.413	
3 -	41.731	28.921	1:10.652	83.58	0.390	11:37:06.065	
4 -	41.598	28.994	1:10.592 (3)	83.65	0.330	11:38:16.657	
5 -	41.889	29.248	1:11.137	83.01	0.875	11:39:27.794	
6 -	42.616	29.607	1:12.223	81.76	1.961	11:40:40.017	
7 -	42.184	29.069	1:11.253	82.88	0.991	11:41:51.270	
8 -	41.770	28.492	1:10.262 (1)	84.05		11:43:01.532	

P15 60 C		Daniel GOUGH		Yamaha TZR250 - Kieran Lewis/G Force Mc			
IDEAL LAP TIME : 1:09.207		BEST LAP TIME : 1:09.299		DIFFERENCE : 0.092			
LAP	SECTOR 1	SECTOR 2	LAP TIME	MPH	DIFF	TIME OF DAY	
1 -		29.765	1:17.393	76.30	8.094	11:34:48.603	
2 -	41.721	29.545	1:11.266	82.86	1.967	11:35:59.869	
3 -	41.388	28.682	1:10.070 (3)	84.28	0.771	11:37:09.939	
4 -	41.196	28.315	1:09.511 (2)	84.96	0.212	11:38:19.450	
5 -	40.892	28.407	1:09.299 (1)	85.22		11:39:28.749	
6 -	41.917	29.591	1:11.508	82.58	2.209	11:40:40.257	
7 -	42.276	29.295	1:11.571	82.51	2.272	11:41:51.828	
8 -	41.797	28.637	1:10.434	83.84	1.135	11:43:02.262	

BMCRC - MRO Championships 2022 - Rnd 2 @ Silverstone National

DFDS Yamaha Past Masters

RACE 6 - SECTOR ANALYSIS



SECTOR 1 = FL to I1, SECTOR 2 = I1 to FL, DIFF = Difference To Personal Best Lap, P = Crossed Finish Line in Pit Lane, D = Time Disallowed

P16		6		David ABRAHAM		Yamaha TZR 250 - Cambridge Motorcycles	
IDEAL LAP TIME : 1:10.321		BEST LAP TIME : 1:10.526		DIFFERENCE : 0.205			
LAP	SECTOR 1	SECTOR 2	LAP TIME	MPH	DIFF	TIME OF DAY	
1 -		29.079	1:14.082	79.71	3.556	11:34:45.292	
2 -	41.783	28.743	1:10.526 (1)	83.73		11:35:55.818	
3 -	41.578	28.949	1:10.527 (2)	83.73	0.001	11:37:06.345	
4 -	41.780	29.664	1:11.444	82.66	0.918	11:38:17.789	
5 -	41.722	29.046	1:10.768	83.45	0.242	11:39:28.557	
6 -	42.101	29.499	1:11.600	82.48	1.074	11:40:40.157	
7 -	42.291	29.210	1:11.501	82.59	0.975	11:41:51.658	
8 -	41.976	28.771	1:10.747 (3)	83.47	0.221	11:43:02.405	

P17		72 C		John HAMILTON		Yamaha TRZ250 - LW Racing	
IDEAL LAP TIME : 1:10.248		BEST LAP TIME : 1:10.279		DIFFERENCE : 0.031			
LAP	SECTOR 1	SECTOR 2	LAP TIME	MPH	DIFF	TIME OF DAY	
1 -		29.252	1:14.827	78.92	4.548	11:34:46.037	
2 -	41.550	29.189	1:10.739 (3)	83.48	0.460	11:35:56.776	
3 -	41.060	29.219	1:10.279 (1)	84.03		11:37:07.055	
4 -	41.258	29.209	1:10.467 (2)	83.80	0.188	11:38:17.522	
5 -	41.576	29.188	1:10.764	83.45	0.485	11:39:28.286	
6 -	41.903	29.705	1:11.608	82.47	1.329	11:40:39.894	
7 -	42.020	29.546	1:11.566	82.52	1.287	11:41:51.460	
8 -	42.115	30.146	1:12.261	81.72	1.982	11:43:03.721	

P18		100 R		Stephen LANE		Yamaha TZR250 - www.ypmrc.co.uk	
IDEAL LAP TIME : 1:11.159		BEST LAP TIME : 1:11.159		DIFFERENCE : 0.000			
LAP	SECTOR 1	SECTOR 2	LAP TIME	MPH	DIFF	TIME OF DAY	
1 -		29.754	1:16.235	77.46	5.076	11:34:47.445	
2 -	42.509	29.773	1:12.282	81.70	1.123	11:35:59.727	
3 -	42.497	29.531	1:12.028 (2)	81.99	0.869	11:37:11.755	
4 -	42.970	29.293	1:12.263 (3)	81.72	1.104	11:38:24.018	
5 -	43.614	29.721	1:13.335	80.53	2.176	11:39:37.353	
6 -	42.396	30.025	1:12.421	81.54	1.262	11:40:49.774	
7 -	42.278	28.881	1:11.159 (1)	82.99		11:42:00.933	
8 -	42.585	29.726	1:12.311	81.67	1.152	11:43:13.244	

P19		71 C		Alan BUSHELL		Yamaha RD250LC -	
IDEAL LAP TIME : 1:11.750		BEST LAP TIME : 1:11.870		DIFFERENCE : 0.120			
LAP	SECTOR 1	SECTOR 2	LAP TIME	MPH	DIFF	TIME OF DAY	
1 -		29.810	1:16.550	77.14	4.680	11:34:47.760	
2 -	42.751	30.048	1:12.799	81.12	0.929	11:36:00.559	
3 -	42.863	29.278	1:12.141	81.86	0.271	11:37:12.700	
4 -	42.504	29.527	1:12.031 (2)	81.98	0.161	11:38:24.731	
5 -	42.639	29.403	1:12.042 (3)	81.97	0.172	11:39:36.773	
6 -	42.934	29.752	1:12.686	81.24	0.816	11:40:49.459	
7 -	42.758	29.310	1:12.068	81.94	0.198	11:42:01.527	
8 -	42.472	29.398	1:11.870 (1)	82.17		11:43:13.397	

P20		26 C		Damian LEE		Yamaha TZR250 - Leed Autos	
IDEAL LAP TIME : 1:11.218		BEST LAP TIME : 1:11.492		DIFFERENCE : 0.274			
LAP	SECTOR 1	SECTOR 2	LAP TIME	MPH	DIFF	TIME OF DAY	
1 -		30.573	1:17.211	76.48	5.719	11:34:48.421	
2 -	42.413	30.006	1:12.419	81.54	0.927	11:36:00.840	
3 -	42.564	29.838	1:12.402	81.56	0.910	11:37:13.242	
4 -	42.081	29.993	1:12.074 (2)	81.93	0.582	11:38:25.316	
5 -	42.445	29.943	1:12.388	81.58	0.896	11:39:37.704	
6 -	42.362	29.837	1:12.199	81.79	0.707	11:40:49.903	
7 -	42.809	29.307	1:12.116 (3)	81.89	0.624	11:42:02.019	
8 -	41.911	29.581	1:11.492 (1)	82.60		11:43:13.511	

BMCRC - MRO Championships 2022 - Rnd 2 @ Silverstone National

DFDS Yamaha Past Masters

RACE 6 - SECTOR ANALYSIS



SECTOR 1 = FL to I1, SECTOR 2 = I1 to FL, DIFF = Difference To Personal Best Lap, P = Crossed Finish Line in Pit Lane, D = Time Disallowed

P21 92 C		Andrew MOOK		Yamaha TZR250 -			
IDEAL LAP TIME : 1:11.429		BEST LAP TIME : 1:11.563		DIFFERENCE : 0.134			
LAP	SECTOR 1	SECTOR 2	LAP TIME	MPH	DIFF	TIME OF DAY	
1 -		31.191	1:19.986	73.83	8.423	11:34:51.196	
2 -	43.695	30.468	1:14.163	79.63	2.600	11:36:05.359	
3 -	43.023	29.510	1:12.533	81.42	0.970	11:37:17.892	
4 -	42.878	29.720	1:12.598	81.34	1.035	11:38:30.490	
5 -	43.455	29.098	1:12.553	81.39	0.990	11:39:43.043	
6 -	42.656	28.907	1:11.563 (1)	82.52		11:40:54.606	
7 -	42.522	29.099	1:11.621 (2)	82.45	0.058	11:42:06.227	
8 -	42.643	28.995	1:11.638 (3)	82.43	0.075	11:43:17.865	

P22 199 C		Michael FROST		Yamaha TZR250 -			
IDEAL LAP TIME : 1:11.900		BEST LAP TIME : 1:12.128		DIFFERENCE : 0.228			
LAP	SECTOR 1	SECTOR 2	LAP TIME	MPH	DIFF	TIME OF DAY	
1 -		31.372	1:20.103	73.72	7.975	11:34:51.313	
2 -	43.183	30.703	1:13.886	79.92	1.758	11:36:05.199	
3 -	42.523	29.938	1:12.461 (3)	81.50	0.333	11:37:17.660	
4 -	42.444	30.530	1:12.974	80.92	0.846	11:38:30.634	
5 -	42.830	30.123	1:12.953	80.95	0.825	11:39:43.587	
6 -	42.724	30.283	1:13.007	80.89	0.879	11:40:56.594	
7 -	42.258	29.870	1:12.128 (1)	81.87		11:42:08.722	
8 -	42.030	30.284	1:12.314 (2)	81.66	0.186	11:43:21.036	

P23 67		Mark BAILEY		Yamaha TZR250 - South Eastern Air Conditioning Ltd			
IDEAL LAP TIME : 1:11.900		BEST LAP TIME : 1:12.260		DIFFERENCE : 0.360			
LAP	SECTOR 1	SECTOR 2	LAP TIME	MPH	DIFF	TIME OF DAY	
1 -		30.644	1:20.345	73.50	8.085	11:34:51.555	
2 -	43.911	30.876	1:14.787	78.96	2.527	11:36:06.342	
3 -	43.049	29.987	1:13.036	80.85	0.776	11:37:19.378	
4 -	43.262	29.616	1:12.878	81.03	0.618	11:38:32.256	
5 -	42.850	29.410	1:12.260 (1)	81.72		11:39:44.516	
6 -	42.490	30.131	1:12.621 (3)	81.32	0.361	11:40:57.137	
7 -	42.971	29.734	1:12.705	81.22	0.445	11:42:09.842	
8 -	42.562	29.763	1:12.325 (2)	81.65	0.065	11:43:22.167	

P24 3 C		Dan NEMATI		Yamaha TZR250 -			
IDEAL LAP TIME : 1:12.132		BEST LAP TIME : 1:12.132		DIFFERENCE : 0.000			
LAP	SECTOR 1	SECTOR 2	LAP TIME	MPH	DIFF	TIME OF DAY	
1 -		31.396	1:20.481	73.37	8.349	11:34:51.691	
2 -	43.589	31.073	1:14.662	79.09	2.530	11:36:06.353	
3 -	43.413	30.239	1:13.652	80.18	1.520	11:37:20.005	
4 -	43.481	30.062	1:13.543	80.30	1.411	11:38:33.548	
5 -	43.199	29.911	1:13.110	80.77	0.978	11:39:46.658	
6 -	43.074	29.902	1:12.976 (3)	80.92	0.844	11:40:59.634	
7 -	42.759	29.719	1:12.478 (2)	81.48	0.346	11:42:12.112	
8 -	42.604	29.528	1:12.132 (1)	81.87		11:43:24.244	

P25 73 C		Colvin TURNER		Yamaha TZR250 -			
IDEAL LAP TIME : 1:12.889		BEST LAP TIME : 1:13.338		DIFFERENCE : 0.449			
LAP	SECTOR 1	SECTOR 2	LAP TIME	MPH	DIFF	TIME OF DAY	
1 -		30.085	1:18.416	75.31	5.078	11:34:49.626	
2 -	43.886	29.452	1:13.338 (1)	80.52		11:36:02.964	
3 -	43.553	29.841	1:13.394 (2)	80.46	0.056	11:37:16.358	
4 -	43.752	30.235	1:13.987	79.82	0.649	11:38:30.345	
5 -	44.041	29.511	1:13.552	80.29	0.214	11:39:43.897	
6 -	43.437	30.180	1:13.617	80.22	0.279	11:40:57.514	
7 -	43.512	29.972	1:13.484 (3)	80.36	0.146	11:42:10.998	
8 -	44.246	29.926	1:14.172	79.62	0.834	11:43:25.170	

BMCR - MRO Championships 2022 - Rnd 2 @ Silverstone National

DFDS Yamaha Past Masters

RACE 6 - SECTOR ANALYSIS



SECTOR 1 = FL to I1, SECTOR 2 = I1 to FL, DIFF = Difference To Personal Best Lap, P = Crossed Finish Line in Pit Lane, D = Time Disallowed

P26	25 C	Stephen WIMBLE	Yamaha TZR 250 - S.B.W Contractor			
IDEAL LAP TIME : 1:13.522		BEST LAP TIME : 1:13.594	DIFFERENCE : 0.072			

LAP	SECTOR 1	SECTOR 2	LAP TIME	MPH	DIFF	TIME OF DAY
1 -		31.080	1:18.669	75.06	5.075	11:34:49.879
2 -	43.517	31.253	1:14.770	78.98	1.176	11:36:04.649
3 -	43.892	30.380	1:14.272	79.51	0.678	11:37:18.921
4 -	43.750	30.730	1:14.480	79.29	0.886	11:38:33.401
5 -	43.335	30.362	1:13.697 (2)	80.13	0.103	11:39:47.098
6 -	43.407	30.187	1:13.594 (1)	80.24		11:41:00.692
7 -	43.740	30.207	1:13.947 (3)	79.86	0.353	11:42:14.639
8 -	43.799	30.633	1:14.432	79.34	0.838	11:43:29.071

P27	65 C	Nigel TERRY	Yamaha TZR250 - NTrap Garage Doors			
IDEAL LAP TIME : 1:14.816		BEST LAP TIME : 1:15.096	DIFFERENCE : 0.280			

LAP	SECTOR 1	SECTOR 2	LAP TIME	MPH	DIFF	TIME OF DAY
1 -		31.159	1:19.740	74.06	4.644	11:34:50.950
2 -	43.783	32.380	1:16.163 (2)	77.53	1.067	11:36:07.113
3 -	44.063	31.033	1:15.096 (1)	78.64		11:37:22.209
4 -	45.105	32.201	1:17.306 (3)	76.39	2.210	11:38:39.515
5 -	45.741	31.984	1:17.725	75.98	2.629	11:39:57.240
6 -	46.248	32.334	1:18.582	75.15	3.486	11:41:15.822
7 -	46.839	33.550	1:20.389	73.46	5.293	11:42:36.211

P28	99 C	Paul FIRTH	Yamaha TZR250 - Joanne Porter			
IDEAL LAP TIME : 1:19.329		BEST LAP TIME : 1:19.381	DIFFERENCE : 0.052			

LAP	SECTOR 1	SECTOR 2	LAP TIME	MPH	DIFF	TIME OF DAY
1 -		34.071	1:25.295	69.23	5.914	11:34:56.505
2 -	47.638	34.319	1:21.957	72.05	2.576	11:36:18.462
3 -	47.402	33.551	1:20.953	72.95	1.572	11:37:39.415
4 -	47.607	33.330	1:20.937	72.96	1.556	11:39:00.352
5 -	46.651	32.730	1:19.381 (1)	74.39		11:40:19.733
6 -	46.647	32.997	1:19.644 (3)	74.15	0.263	11:41:39.377
7 -	46.745	32.682	1:19.427 (2)	74.35	0.046	11:42:58.804

P29	69 C	Mark ELLERAY	Yamaha TZR250 - Abbot Solutions Ltd			
IDEAL LAP TIME : 1:13.758		BEST LAP TIME : 1:13.758	DIFFERENCE : 0.000			

LAP	SECTOR 1	SECTOR 2	LAP TIME	MPH	DIFF	TIME OF DAY
1 -		30.985	1:20.933	72.96	7.175	11:34:52.143
2 -	44.331	30.865	1:15.196	78.53	1.438	11:36:07.339
3 -	44.518	30.318	1:14.836 (3)	78.91	1.078	11:37:22.175
4 -	45.216	31.756	1:16.972	76.72	3.214	11:38:39.147
5 -	43.692	30.066	1:13.758 (1)	80.06		11:39:52.905
6 -	43.817	30.898	1:14.715 (2)	79.04	0.957	11:41:07.620

P30	30	Alan COOPER	Yamaha TZR250 - twistgrip motorcycles			
IDEAL LAP TIME : 1:07.685		BEST LAP TIME :	DIFFERENCE :			

LAP	SECTOR 1	SECTOR 2	LAP TIME	MPH	DIFF	TIME OF DAY
1 -		28.562	1:10.943	83.24		11:34:42.153

BMCRC - MRO Championships 2022 - Rnd 2 @ Silverstone National

DFDS Yamaha Past Masters

RACE 6 - BEST SECTORS

SECTOR 1			SECTOR 2			IDEAL / BEST COMPARISON						
POS	NO	NAME	TIME	NO	NAME	TIME	POS	NO	NAME	IDEAL	BEST	DIFF
									PERFECT LAP	1:05.439		
1	81	GRANT	38.477	81	GRANT	26.962	1	81	GRANT	1:05.439	1:05.488	0.049
2	19	BRANTON	38.518	19	BRANTON	26.964	2	19	BRANTON	1:05.482	1:05.491	0.009
3	27	HAYWARD	38.983	27	HAYWARD	27.092	3	27	HAYWARD	1:06.075	1:06.100	0.025
4	30	COOPER	39.123	51	WHOLEY	27.378	4	51	WHOLEY	1:06.786	1:06.973	0.187
5	51	WHOLEY	39.408	61	WELCH	27.531	5	88	STANLEY	1:07.175	1:07.175	0.000
6	45	MOORE	39.445	88	STANLEY	27.541	6	55	TOLAND	1:07.215	1:07.215	0.000
7	55	TOLAND	39.466	29	CRIPPS	27.556	7	74	WHITBY	1:07.335	1:07.542	0.207
8	74	WHITBY	39.628	28	McCARTER	27.655	8	57	MOOK	1:07.397	1:07.484	0.087
9	88	STANLEY	39.634	57	MOOK	27.665	9	45	MOORE	1:07.416	1:07.683	0.267
10	57	MOOK	39.732	74	WHITBY	27.707	10	29	CRIPPS	1:07.492	1:07.576	0.084
11	28	McCARTER	39.869	55	TOLAND	27.749	11	28	McCARTER	1:07.524	1:07.612	0.088
12	29	CRIPPS	39.936	45	MOORE	27.971	12	61	WELCH	1:07.560	1:07.805	0.245
13	61	WELCH	40.029	60	GOUGH	28.315	13	30	COOPER	1:07.685		
14	8	BALL	40.742	8	BALL	28.485	14	60	GOUGH	1:09.207	1:09.299	0.092
15	60	GOUGH	40.892	333	STUBBERFIELD	28.492	15	8	BALL	1:09.227	1:09.862	0.635
16	72	HAMILTON	41.060	30	COOPER	28.562	16	333	STUBBERFIELD	1:10.090	1:10.262	0.172
17	6	ABRAHAM	41.578	6	ABRAHAM	28.743	17	72	HAMILTON	1:10.248	1:10.279	0.031
18	333	STUBBERFIELD	41.598	100	LANE	28.881	18	6	ABRAHAM	1:10.321	1:10.526	0.205
19	26	LEE	41.911	92	MOOK	28.907	19	100	LANE	1:11.159	1:11.159	0.000
20	199	FROST	42.030	72	HAMILTON	29.188	20	26	LEE	1:11.218	1:11.492	0.274
21	100	LANE	42.278	71	BUSHELL	29.278	21	92	MOOK	1:11.429	1:11.563	0.134
22	71	BUSHELL	42.472	26	LEE	29.307	22	71	BUSHELL	1:11.750	1:11.870	0.120
23	67	BAILEY	42.490	67	BAILEY	29.410	23	199	FROST	1:11.900	1:12.128	0.228
24	92	MOOK	42.522	73	TURNER	29.452	24	67	BAILEY	1:11.900	1:12.260	0.360
25	3	NEMATI	42.604	3	NEMATI	29.528	25	3	NEMATI	1:12.132	1:12.132	0.000
26	25	WIMBLE	43.335	199	FROST	29.870	26	73	TURNER	1:12.889	1:13.338	0.449
27	73	TURNER	43.437	69	ELLERAY	30.066	27	25	WIMBLE	1:13.522	1:13.594	0.072
28	69	ELLERAY	43.692	25	WIMBLE	30.187	28	69	ELLERAY	1:13.758	1:13.758	0.000
29	65	TERRY	43.783	65	TERRY	31.033	29	65	TERRY	1:14.816	1:15.096	0.280
30	99	FIRTH	46.647	99	FIRTH	32.682	30	99	FIRTH	1:19.329	1:19.381	0.052
31												

BMCRC - MRO Championships 2022 - Rnd 2 @ Silverstone National

DFDS Yamaha Past Masters

RACE 6 - STATISTICS

Competitors Started 30
Planned Start 2022-04-03 @ 11:00:00.000
Actual Start 2022-04-03 @ 11:33:31.209
Finish Time 2022-04-03 @ 11:42:21.457
Track Length 1.6404mi.
Total Laps 229
Total Distance Covered 375.6661mi.

Session Fastest Lap History

NO	CL	NAME	LAP TIME	TIME OF DAY	LAP	VEHICLE
81		Scott GRANT	1:06.123	11:35:46.496	2	Yamaha TZR250
19		Peter BRANTON	1:06.033	11:35:47.056	2	Yamaha TZR 250
19		Peter BRANTON	1:05.875	11:36:52.921	3	Yamaha TZR 250
19		Peter BRANTON	1:05.491	11:39:04.406	5	Yamaha TZR 250
81		Scott GRANT	1:05.488	11:39:04.769	5	Yamaha TZR250

Session Leader History

NO	CL	NAME	FROM LAP	LAPS LED	DISTANCE	VEHICLE
81		Scott GRANT	1	2	3.28 miles	Yamaha TZR250
19		Peter BRANTON	3	6	9.84 miles	Yamaha TZR 250

Flag History

TYPE	TIME OF DAY
GREEN	11:33:31.209
FINISH	11:42:21.457

Flag Statistics

TYPE	COUNT	TOTAL LAPS	TOTAL TIME
Green	1	8	10:06.130
Red	0	0	0.000
Safety Car	0	0	0.000
FCY	0	0	0.000

BMCRC - MRO Championships 2022 - Rnd 2 @ Silverstone National

DFDS Yamaha Past Masters

RACE 6 - STATISTICS

CLASS :

16 Starters

Fastest Lap History

NO	NAME	LAP TIME	TIME OF DAY	LAP	VEHICLE
81	Scott GRANT	1:06.123	11:35:46.496	2	Yamaha TZR250
19	Peter BRANTON	1:06.033	11:35:47.056	2	Yamaha TZR 250
19	Peter BRANTON	1:05.875	11:36:52.921	3	Yamaha TZR 250
19	Peter BRANTON	1:05.491	11:39:04.406	5	Yamaha TZR 250
81	Scott GRANT	1:05.488	11:39:04.769	5	Yamaha TZR250

Leader History

NO	NAME	FROM LAP	LAPS LED	DISTANCE	VEHICLE
81	Scott GRANT	1	2	3.28 miles	Yamaha TZR250
19	Peter BRANTON	3	6	9.84 miles	Yamaha TZR 250

BMCRC - MRO Championships 2022 - Rnd 2 @ Silverstone National

DFDS Yamaha Past Masters

RACE 6 - STATISTICS

CLASS : C

13 Starters

Fastest Lap History

NO	NAME	LAP TIME	TIME OF DAY	LAP	VEHICLE
333	Mark STUBBERFIELD	1:10.451	11:35:55.422	2	Yamaha TZR250
72	John HAMILTON	1:10.279	11:37:07.048	3	Yamaha TRZ250
60	Daniel GOUGH	1:10.070	11:37:09.943	3	Yamaha TZR250
60	Daniel GOUGH	1:09.511	11:38:19.455	4	Yamaha TZR250
60	Daniel GOUGH	1:09.299	11:39:28.753	5	Yamaha TZR250

Leader History

NO	NAME	FROM LAP	LAPS LED	DISTANCE	VEHICLE
333	Mark STUBBERFIELD	1	5	8.20 miles	Yamaha TZR250
72	John HAMILTON	6	1	1.64 miles	Yamaha TRZ250
333	Mark STUBBERFIELD	7	2	3.28 miles	Yamaha TZR250

BMCRC - MRO Championships 2022 - Rnd 2 @ Silverstone National

DFDS Yamaha Past Masters

RACE 6 - STATISTICS

CLASS : R

1 Starters

Fastest Lap History

NO	NAME	LAP TIME	TIME OF DAY	LAP	VEHICLE
100	Stephen LANE	1:12.282	11:35:59.719	2	Yamaha TZR250
100	Stephen LANE	1:12.028	11:37:11.747	3	Yamaha TZR250
100	Stephen LANE	1:11.159	11:42:00.924	7	Yamaha TZR250

Leader History

NO	NAME	FROM LAP	LAPS LED	DISTANCE	VEHICLE
100	Stephen LANE	1	8	13.12 miles	Yamaha TZR250

BMCRC - MRO Championships 2022 - Rnd 2 @ Silverstone National
DFDS Yamaha Past Masters
RACE 16 - GRID (8 Laps)

ROW 12				34	471 Laura PETERS		
ROW 11		33	59 Neil HESMAN	32	87 Denise BUTTON	31	99 Paul FIRTH 1:19.381
ROW 10		30	1:15.096 65 Nigel TERRY	29	1:13.758 69 Mark ELLERAY	28	1:13.594 25 Stephen WIMBLE
ROW 9		27	1:13.338 73 Colvin TURNER	26	70 Andrew BURSCOUGH	25	1:12.260 67 Mark BAILEY
ROW 8		24	1:12.132 3 Dan NEMATI	23	1:12.128 199 Michael FROST	22	1:11.870 71 Alan BUSHELL
ROW 7		21	1:11.563 92 Andrew MOOK	20	1:11.492 26 Damian LEE	19	1:11.159 100 Stephen LANE
ROW 6		18	1:10.526 6 David ABRAHAM	17	1:10.279 72 John HAMILTON	16	1:10.262 333 Mark STUBBERFIELD
ROW 5		15	1:09.862 8 David BALL	14	1:09.299 60 Daniel GOUGH	13	1:07.805 61 Paul WELCH
ROW 4		12	1:07.683 45 Peter MOORE	11	1:07.612 28 Liam McCARTER	10	1:07.576 29 Derek CRIPPS
ROW 3		9	1:07.542 74 Paul WHITBY	8	30 Alan COOPER	7	1:07.484 57 Geoff MOOK
ROW 2		6	1:07.215 55 Paul TOLAND	5	1:07.175 88 Michael STANLEY	4	1:06.973 51 Kevin WHOLEY
ROW 1		3	1:06.100 27 Richard HAYWARD	2	1:05.491 19 Peter BRANTON	1	1:05.488 81 Scott GRANT
Pole							

Silverstone National: 1.6404 miles

These results are provisional until the conclusion of any judicial and technical matters.

Clerk Of Course :

Stewards :

Timekeeper : Craig Smith

 Results can be found at www.tsl-timing.com

Printed - 11:47 Sunday, 03 April 2022



BMCRC - MRO Championships 2022 - Rnd 2 @ Silverstone National
DFDS Yamaha Past Masters
RACE 16 - CLASSIFICATION

POS	NO	CL	PIC NAME	ENTRY	LAPS	TIME	GAP	DIFF	MPH	BEST	ON
1	19		Peter BRANTON	Yamaha TZR 250 - Exactweld Racing	8	8:48.313			89.42	1:05.739	2
2	51		Kevin WHOLEY	Yamaha TZR250 - Twistgrip Motorcycles	8	8:56.207	7.894	7.894	88.11	1:06.741	6
3	27		Richard HAYWARD	Yamaha TZR250 - Hazel Motors/ Gforce	8	8:56.362	8.049	0.155	88.08	1:06.834	6
4	61		Paul WELCH	Yamaha TZR250 -	8	8:59.728	11.415	3.366	87.53	1:06.712	8
5	57		Geoff MOOK	Yamaha TZR250 -	8	8:59.808	11.495	0.080	87.52	1:07.238	5
6	99		Stuart HALL	Yamaha TZ250 -	8	9:02.847	14.534	3.039	87.03	1:07.172	2
7	55		Paul TOLAND	Yamaha TZR250 - Kippers keys	8	9:04.772	16.459	1.925	86.72	1:07.672	6
8	88		Michael STANLEY	Yamaha TZR250 -	8	9:04.946	16.633	0.174	86.69	1:07.642	8
9	45		Peter MOORE	Yamaha TZR250 -	8	9:05.054	16.741	0.108	86.67	1:07.503	8
10	29		Derek CRIPPS	Yamaha TZR250 - Kelly Cripps - Team FBR	8	9:05.804	17.491	0.750	86.56	1:07.037	8
11	28		Liam McCARTER	Yamaha TZR250 - Katie McCarter	8	9:06.192	17.879	0.388	86.49	1:07.851	7
12	74		Paul WHITBY	Yamaha TZR250 - Greybridge Ltd	8	9:09.298	20.985	3.106	86.01	1:07.622	2
13	8		David BALL	Yamaha TZR250 - Gardiner Page and Roe pension c	8	9:23.530	35.217	14.232	83.83	1:08.398	3
14	70		Andrew BURSCOUGH	Yamaha YPVS 350 - Apollo/Merlin/Abbey/Martitaniur	8	9:24.917	36.604	1.387	83.63	1:08.886	2
15	6		David ABRAHAM	Yamaha TZR 250 - Cambridge Motorcycles	8	9:25.151	36.838	0.234	83.59	1:09.737	8
16	60	C	Daniel GOUGH	Yamaha TZR250 - Kieran Lewis/G Force Mc	8	9:25.449	37.136	0.298	83.55	1:09.656	3
17	72	C	John HAMILTON	Yamaha TR250 - LW Racing	8	9:26.694	38.381	1.245	83.37	1:09.842	3
18	71	C	Alan BUSHELL	Yamaha RD250LC -	8	9:34.729	46.416	8.035	82.20	1:10.894	4
19	100	C	Stephen LANE	Yamaha TZR250 - www.ypmrc.co.uk	8	9:34.806	46.493	0.077	82.19	1:10.564	2
20	92	C	Andrew MOOK	Yamaha TZR250 -	8	9:35.207	46.894	0.401	82.13	1:10.996	2
21	26	C	Damian LEE	Yamaha TZR250 - Leed Autos	8	9:39.768	51.455	4.561	81.48	1:11.471	3
22	199	C	Michael FROST	Yamaha TZR250 -	8	9:43.859	55.546	4.091	80.91	1:11.594	3
23	3	C	Dan NEMATI	Yamaha TZR250 -	8	9:46.680	58.367	2.821	80.52	1:12.592	6
24	69	C	Mark ELLERAY	Yamaha TZR250 - Abbot Solutions Ltd	7	8:48.014	1 Lap	1 Lap	78.29	1:14.741	4
25	65	C	Nigel TERRY	Yamaha TZR250 - NTrap Garage Doors	7	9:01.041	1 Lap	13.027	76.40	1:14.946	2

NOT CLASSIFIED

DNF	333	C	Mark STUBBERFIELD	Yamaha TZR250 - Polished concrete London	5	5:54.266	3 Laps	2 Laps	83.35	1:10.010	3
DNF	73	C	Colvin TURNER	Yamaha TZR250 -	4	4:49.761	4 Laps	1 Lap	81.52	1:11.275	2
DNF	25	C	Stephen WIMBLE	Yamaha TZR 250 - S.B.W Contractor	4	5:03.695	4 Laps	13.934	77.78	1:14.727	2
DNF	30		Alan COOPER	Yamaha TZR250 - twistgrip motorcycles	3	3:24.505	5 Laps	1 Lap	86.63	1:07.854	3
DNF	81		Scott GRANT	Yamaha TZR250 - Katie, Mum and Dad	1	1:05.900	7 Laps	2 Laps	89.61		

FASTEST LAP

	19		Peter BRANTON	Yamaha TZR 250 - Exactweld Racing	2	1:05.739		89.83 mph		144.57 kph	
	60	C	Daniel GOUGH	Yamaha TZR250 - Kieran Lewis/G Force Mc	3	1:09.656		84.78 mph		136.44 kph	

Class - 92.5% of Race Speed = 82.71 mph
 Class C - 92.5% of Race Speed = 77.28 mph

Weather / Track : Cloudy / Dry

These results are provisional until the conclusion of any judicial and technical matters.

Race Distance: 8 Laps / 13.12 miles

Silverstone National: 1.6404 miles

Date: 03/04/2022 Start: 14:55 Finish: 15:03

Clerk Of Course :

Stewards :

Timekeeper : Craig Smith

Results can be found at www.tsl-timing.com

Printed - 15:05 Sunday, 03 April 2022



BMCRC - MRO Championships 2022 - Rnd 2 @ Silverstone National

DFDS Yamaha Past Masters

RACE 16 - LAP CHART

LAP 1 @ 14:56:10.881

NO	BEHIND	LAP TIME
81		1:05.900
19	0.055	1:05.955
51	0.792	1:06.692
27	0.992	1:06.892
57	1.734	1:07.634
88	2.329	1:08.229
55	2.681	1:08.581
30	2.813	1:08.713
28	3.335	1:09.235
45	3.432	1:09.332
61	3.692	1:09.592
29	3.933	1:09.833
74	4.124	1:10.024
8	4.320	1:10.220
99	4.816	1:10.716
333	5.838	1:11.738
6	6.171	1:12.071
70	6.234	1:12.134
60	6.667	1:12.567
72	7.447	1:13.347
100	7.782	1:13.682
92	8.085	1:13.985
73	8.807	1:14.707
71	8.839	1:14.739
26	9.142	1:15.042
199	9.879	1:15.779
3	10.323	1:16.223
25	10.712	1:16.612
65	11.786	1:17.686
69	12.110	1:18.010

LAP 2 @ 14:57:16.675

NO	BEHIND	LAP TIME
19		1:05.739
51	1.781	1:06.783
27	2.370	1:07.172
57	3.314	1:07.374
88	4.789	1:08.254
30	4.957	1:07.938
61	5.127	1:07.229
55	5.206	1:08.319
45	5.481	1:07.843
74	5.952	1:07.622
28	6.146	1:08.605
99	6.194	1:07.172
29	6.753	1:08.614
8	6.932	1:08.406
70	9.326	1:08.886
333	10.352	1:10.308
6	10.659	1:10.282
60	10.852	1:09.979
72	12.052	1:10.399
100	12.552	1:10.564
92	13.287	1:10.996
71	14.249	1:11.204
73	14.288	1:11.275
26	15.072	1:11.724
199	16.238	1:12.153
3	17.478	1:12.949
25	19.645	1:14.727
65	20.938	1:14.946
69	21.059	1:14.743

LAP 3 @ 14:58:22.535

NO	BEHIND	LAP TIME
19		1:05.860
51	3.052	1:07.131
27	3.519	1:07.009
57	5.116	1:07.662
61	6.263	1:06.996
88	6.848	1:07.919
30	6.951	1:07.854
55	7.404	1:08.058
45	7.630	1:08.009
99	8.128	1:07.794
28	8.199	1:07.913
74	8.551	1:08.459
29	9.009	1:08.116
8	9.470	1:08.398
70	12.426	1:08.960
333	14.502	1:10.010
60	14.648	1:09.656
6	14.865	1:10.066
72	16.034	1:09.842
100	17.941	1:11.249
92	19.331	1:11.904
71	19.716	1:11.327
73	19.765	1:11.337
26	20.683	1:11.471
199	21.972	1:11.594
3	24.377	1:12.759
25	29.116	1:15.331
69	30.216	1:15.017
65	30.332	1:15.254

LAP 4 @ 14:59:28.321

NO	BEHIND	LAP TIME
19		1:05.786
27	4.979	1:07.246
51	5.181	1:07.915
57	6.703	1:07.373
61	7.891	1:07.414
88	8.924	1:07.862
55	9.517	1:07.899
99	9.562	1:07.220
45	9.986	1:08.142
28	10.727	1:08.314
74	10.834	1:08.069
29	11.210	1:07.987
70	17.526	1:10.886
8	17.754	1:14.070
60	19.801	1:10.939
333	20.053	1:11.337
6	20.221	1:11.142
72	20.876	1:10.628
100	24.518	1:12.363
71	24.824	1:10.894
92	25.384	1:11.839
73	26.421	1:12.442
26	26.798	1:11.901
199	28.128	1:11.942
3	31.485	1:12.894
69	39.171	1:14.741
25	40.355	1:17.025
65	41.001	1:16.455

LAP 5 @ 15:00:34.315

NO	BEHIND	LAP TIME
19		1:05.994
51	5.960	1:06.773
27	6.222	1:07.237
57	7.947	1:07.238
61	9.207	1:07.310
88	11.143	1:08.213
99	11.223	1:07.655
55	11.765	1:08.242
45	12.431	1:08.439
28	12.938	1:08.205
29	13.693	1:08.477
74	13.799	1:08.959
70	21.774	1:10.242
8	22.003	1:10.243
60	24.601	1:10.794
333	24.932	1:10.873
6	25.065	1:10.838
72	26.215	1:11.333
100	30.151	1:11.627
71	30.256	1:11.426
92	30.707	1:11.317
26	33.104	1:12.300
199	35.321	1:13.187
3	39.037	1:13.546
69	48.223	1:15.046
65	51.566	1:16.559

LAP 6 @ 15:01:40.710

NO	BEHIND	LAP TIME
19		1:06.395
51	6.306	1:06.741
27	6.661	1:06.834
57	9.087	1:07.535
61	10.279	1:07.467
99	12.177	1:07.349
88	12.962	1:08.214
55	13.042	1:07.672
45	14.091	1:08.055
28	14.759	1:08.216
29	15.326	1:08.028
74	15.905	1:08.501
70	26.591	1:11.212
8	26.704	1:11.096
60	28.546	1:10.340
6	29.349	1:10.679
72	30.165	1:10.345
71	35.753	1:11.892
100	36.059	1:12.303
92	36.666	1:12.354
26	38.877	1:12.168
199	42.105	1:13.179
3	45.234	1:12.592
69	57.088	1:15.260
65	1:03.821	1:18.650

LAP 7 @ 15:02:47.135

NO	BEHIND	LAP TIME
19		1:06.425
51	6.664	1:06.783
27	7.074	1:06.838
57	10.126	1:07.464
61	10.862	1:07.008

99	13.234	1:07.482
55	14.537	1:07.920
88	15.150	1:08.613
45	15.397	1:07.731
28	16.185	1:07.851
29	16.613	1:07.712
74	18.073	1:08.593
8	30.461	1:10.182
70	30.644	1:10.478
60	33.067	1:10.946
6	33.260	1:10.336
72	34.147	1:10.407
100	41.057	1:11.423
71	41.355	1:12.027
92	41.536	1:11.295
26	45.004	1:12.552
199	48.627	1:12.947
3	51.585	1:12.776
69	1:05.860	1:15.197

LAP 8 @ 15:03:53.294

NO	BEHIND	LAP TIME
19		1:06.159
51	7.894	1:07.389
27	8.049	1:07.134
61	11.415	1:06.712
57	11.495	1:07.528
65	1 Lap	1:21.491
99	14.534	1:07.459
55	16.459	1:08.081
88	16.633	1:07.642
45	16.741	1:07.503
29	17.491	1:07.037
28	17.879	1:07.853
74	20.985	1:09.071
8	35.217	1:10.915
70	36.604	1:12.119
6	36.838	1:09.737
60	37.136	1:10.228
72	38.381	1:10.393
71	46.416	1:11.220
100	46.493	1:11.595
92	46.894	1:11.517
26	51.455	1:12.610
199	55.546	1:13.078
3	58.367	1:12.941

BMCRC - MRO Championships 2022 - Rnd 2 @ Silverstone National

DFDS Yamaha Past Masters

RACE 16 - SECTOR ANALYSIS



SECTOR 1 = FL to I1, SECTOR 2 = I1 to FL, DIFF = Difference To Personal Best Lap, P = Crossed Finish Line in Pit Lane, D = Time Disallowed

P1 19		Peter BRANTON		Yamaha TZR 250 - Exactweld Racing			
IDEAL LAP TIME : 1:05.688		BEST LAP TIME : 1:05.739		DIFFERENCE : 0.051			
LAP	SECTOR 1	SECTOR 2	LAP TIME	MPH	DIFF	TIME OF DAY	
1 -		26.819	1:05.955	89.53	0.216	14:56:10.936	
2 -	38.918	26.821	1:05.739 (1)	89.83		14:57:16.675	
3 -	38.984	26.876	1:05.860 (3)	89.67	0.121	14:58:22.535	
4 -	38.869	26.917	1:05.786 (2)	89.77	0.047	14:59:28.321	
5 -	38.884	27.110	1:05.994	89.48	0.255	15:00:34.315	
6 -	39.154	27.241	1:06.395	88.94	0.656	15:01:40.710	
7 -	38.872	27.553	1:06.425	88.90	0.686	15:02:47.135	
8 -	38.970	27.189	1:06.159	89.26	0.420	15:03:53.294	

P2 51		Kevin WHOLEY		Yamaha TZR250 - Twistgrip Motorcycles			
IDEAL LAP TIME : 1:06.350		BEST LAP TIME : 1:06.741		DIFFERENCE : 0.391			
LAP	SECTOR 1	SECTOR 2	LAP TIME	MPH	DIFF	TIME OF DAY	
1 -		27.086	1:06.692	88.55		14:56:11.673	
2 -	39.403	27.380	1:06.783 (3)	88.43	0.042	14:57:18.456	
3 -	39.727	27.404	1:07.131	87.97	0.390	14:58:25.587	
4 -	39.799	28.116	1:07.915	86.95	1.174	14:59:33.502	
5 -	39.264	27.509	1:06.773 (2)	88.44	0.032	15:00:40.275	
6 -	39.605	27.136	1:06.741 (1)	88.48		15:01:47.016	
7 -	39.547	27.236	1:06.783 (3)	88.43	0.042	15:02:53.799	
8 -	39.811	27.578	1:07.389	87.63	0.648	15:04:01.188	

P3 27		Richard HAYWARD		Yamaha TZR250 - Hazel Motors/ Gforce			
IDEAL LAP TIME : 1:06.429		BEST LAP TIME : 1:06.834		DIFFERENCE : 0.405			
LAP	SECTOR 1	SECTOR 2	LAP TIME	MPH	DIFF	TIME OF DAY	
1 -		27.120	1:06.892	88.28	0.058	14:56:11.873	
2 -	39.619	27.553	1:07.172	87.91	0.338	14:57:19.045	
3 -	39.835	27.174	1:07.009 (3)	88.13	0.175	14:58:26.054	
4 -	39.309	27.937	1:07.246	87.82	0.412	14:59:33.300	
5 -	39.633	27.604	1:07.237	87.83	0.403	15:00:40.537	
6 -	39.564	27.270	1:06.834 (1)	88.36		15:01:47.371	
7 -	39.483	27.355	1:06.838 (2)	88.35	0.004	15:02:54.209	
8 -	39.455	27.679	1:07.134	87.96	0.300	15:04:01.343	

P4 61		Paul WELCH		Yamaha TZR250 -			
IDEAL LAP TIME : 1:06.495		BEST LAP TIME : 1:06.712		DIFFERENCE : 0.217			
LAP	SECTOR 1	SECTOR 2	LAP TIME	MPH	DIFF	TIME OF DAY	
1 -		27.615	1:09.592	84.86	2.880	14:56:14.573	
2 -	39.820	27.409	1:07.229	87.84	0.517	14:57:21.802	
3 -	39.702	27.294	1:06.996 (2)	88.14	0.284	14:58:28.798	
4 -	39.890	27.524	1:07.414	87.60	0.702	14:59:36.212	
5 -	39.916	27.394	1:07.310	87.73	0.598	15:00:43.522	
6 -	40.109	27.358	1:07.467	87.53	0.755	15:01:50.989	
7 -	39.826	27.182	1:07.008 (3)	88.13	0.296	15:02:57.997	
8 -	39.313	27.399	1:06.712 (1)	88.52		15:04:04.709	

P5 57		Geoff MOOK		Yamaha TZR250 -			
IDEAL LAP TIME : 1:06.879		BEST LAP TIME : 1:07.238		DIFFERENCE : 0.359			
LAP	SECTOR 1	SECTOR 2	LAP TIME	MPH	DIFF	TIME OF DAY	
1 -		27.586	1:07.634	87.31	0.396	14:56:12.615	
2 -	39.703	27.671	1:07.374 (3)	87.65	0.136	14:57:19.989	
3 -	40.069	27.593	1:07.662	87.28	0.424	14:58:27.651	
4 -	39.969	27.404	1:07.373 (2)	87.65	0.135	14:59:35.024	
5 -	39.570	27.668	1:07.238 (1)	87.83		15:00:42.262	
6 -	39.964	27.571	1:07.535	87.44	0.297	15:01:49.797	
7 -	40.155	27.309	1:07.464	87.53	0.226	15:02:57.261	
8 -	39.891	27.637	1:07.528	87.45	0.290	15:04:04.789	

BMCRC - MRO Championships 2022 - Rnd 2 @ Silverstone National

DFDS Yamaha Past Masters

RACE 16 - SECTOR ANALYSIS



SECTOR 1 = FL to I1, SECTOR 2 = I1 to FL, DIFF = Difference To Personal Best Lap, P = Crossed Finish Line in Pit Lane, D = Time Disallowed

P6 99		Stuart HALL		Yamaha TZ250 -			
IDEAL LAP TIME : 1:06.431		BEST LAP TIME : 1:07.172		DIFFERENCE : 0.741			
LAP	SECTOR 1	SECTOR 2	LAP TIME	MPH	DIFF	TIME OF DAY	
1 -		28.220	1:10.716	83.51	3.544	14:56:15.697	
2 -	39.724	27.448	1:07.172 (1)	87.91		14:57:22.869	
3 -	40.191	27.603	1:07.794	87.11	0.622	14:58:30.663	
4 -	39.215	28.005	1:07.220 (2)	87.85	0.048	14:59:37.883	
5 -	39.610	28.045	1:07.655	87.29	0.483	15:00:45.538	
6 -	40.133	27.216	1:07.349 (3)	87.68	0.177	15:01:52.887	
7 -	40.170	27.312	1:07.482	87.51	0.310	15:03:00.369	
8 -	39.889	27.570	1:07.459	87.54	0.287	15:04:07.828	

P7 55		Paul TOLAND		Yamaha TZR250 - Kippers keys			
IDEAL LAP TIME : 1:07.219		BEST LAP TIME : 1:07.672		DIFFERENCE : 0.453			
LAP	SECTOR 1	SECTOR 2	LAP TIME	MPH	DIFF	TIME OF DAY	
1 -		27.931	1:08.581	86.11	0.909	14:56:13.562	
2 -	39.939	28.380	1:08.319	86.44	0.647	14:57:21.881	
3 -	39.967	28.091	1:08.058	86.77	0.386	14:58:29.939	
4 -	39.452	28.447	1:07.899 (2)	86.97	0.227	14:59:37.838	
5 -	39.835	28.407	1:08.242	86.54	0.570	15:00:46.080	
6 -	39.663	28.009	1:07.672 (1)	87.26		15:01:53.752	
7 -	40.153	27.767	1:07.920 (3)	86.95	0.248	15:03:01.672	
8 -	39.968	28.113	1:08.081	86.74	0.409	15:04:09.753	

P8 88		Michael STANLEY		Yamaha TZR250 -			
IDEAL LAP TIME : 1:07.549		BEST LAP TIME : 1:07.642		DIFFERENCE : 0.093			
LAP	SECTOR 1	SECTOR 2	LAP TIME	MPH	DIFF	TIME OF DAY	
1 -		28.107	1:08.229	86.55	0.587	14:56:13.210	
2 -	39.978	28.276	1:08.254	86.52	0.612	14:57:21.464	
3 -	39.892	28.027	1:07.919 (3)	86.95	0.277	14:58:29.383	
4 -	39.834	28.028	1:07.862 (2)	87.02	0.220	14:59:37.245	
5 -	39.927	28.286	1:08.213	86.57	0.571	15:00:45.458	
6 -	40.013	28.201	1:08.214	86.57	0.572	15:01:53.672	
7 -	40.306	28.307	1:08.613	86.07	0.971	15:03:02.285	
8 -	39.927	27.715	1:07.642 (1)	87.30		15:04:09.927	

P9 45		Peter MOORE		Yamaha TZR250 -			
IDEAL LAP TIME : 1:06.690		BEST LAP TIME : 1:07.503		DIFFERENCE : 0.813			
LAP	SECTOR 1	SECTOR 2	LAP TIME	MPH	DIFF	TIME OF DAY	
1 -		28.301	1:09.332	85.17	1.829	14:56:14.313	
2 -	39.908	27.935	1:07.843 (3)	87.04	0.340	14:57:22.156	
3 -	40.079	27.930	1:08.009	86.83	0.506	14:58:30.165	
4 -	39.814	28.328	1:08.142	86.66	0.639	14:59:38.307	
5 -	39.592	28.847	1:08.439	86.29	0.936	15:00:46.746	
6 -	40.397	27.658	1:08.055	86.77	0.552	15:01:54.801	
7 -	39.156	28.575	1:07.731 (2)	87.19	0.228	15:03:02.532	
8 -	39.969	27.534	1:07.503 (1)	87.48		15:04:10.035	

P10 29		Derek CRIPPS		Yamaha TZR250 - Kelly Cripps - Team FBR			
IDEAL LAP TIME : 1:07.037		BEST LAP TIME : 1:07.037		DIFFERENCE : 0.000			
LAP	SECTOR 1	SECTOR 2	LAP TIME	MPH	DIFF	TIME OF DAY	
1 -		28.388	1:09.833	84.56	2.796	14:56:14.814	
2 -	40.487	28.127	1:08.614	86.07	1.577	14:57:23.428	
3 -	39.910	28.206	1:08.116	86.70	1.079	14:58:31.544	
4 -	40.025	27.962	1:07.987 (3)	86.86	0.950	14:59:39.531	
5 -	40.055	28.422	1:08.477	86.24	1.440	15:00:48.008	
6 -	40.236	27.792	1:08.028	86.81	0.991	15:01:56.036	
7 -	40.384	27.328	1:07.712 (2)	87.21	0.675	15:03:03.748	
8 -	39.828	27.209	1:07.037 (1)	88.09		15:04:10.785	

BMCRC - MRO Championships 2022 - Rnd 2 @ Silverstone National

DFDS Yamaha Past Masters

RACE 16 - SECTOR ANALYSIS



SECTOR 1 = FL to I1, SECTOR 2 = I1 to FL, DIFF = Difference To Personal Best Lap, P = Crossed Finish Line in Pit Lane, D = Time Disallowed

P11 28		Liam McCARTER		Yamaha TZR250 - Katie McCarter			
IDEAL LAP TIME : 1:07.463		BEST LAP TIME : 1:07.851		DIFFERENCE : 0.388			
LAP	SECTOR 1	SECTOR 2	LAP TIME	MPH	DIFF	TIME OF DAY	
1 -		28.514	1:09.235	85.29	1.384	14:56:14.216	
2 -	40.690	27.915	1:08.605	86.08	0.754	14:57:22.821	
3 -	40.061	27.852	1:07.913 (3)	86.95	0.062	14:58:30.734	
4 -	39.993	28.321	1:08.314	86.44	0.463	14:59:39.048	
5 -	40.061	28.144	1:08.205	86.58	0.354	15:00:47.253	
6 -	40.245	27.971	1:08.216	86.57	0.365	15:01:55.469	
7 -	40.381	27.470	1:07.851 (1)	87.03		15:03:03.320	
8 -	40.110	27.743	1:07.853 (2)	87.03	0.002	15:04:11.173	

P12 74		Paul WHITBY		Yamaha TZR250 - Greybridge Ltd			
IDEAL LAP TIME : 1:07.622		BEST LAP TIME : 1:07.622		DIFFERENCE : 0.000			
LAP	SECTOR 1	SECTOR 2	LAP TIME	MPH	DIFF	TIME OF DAY	
1 -		28.246	1:10.024	84.33	2.402	14:56:15.005	
2 -	39.798	27.824	1:07.622 (1)	87.33		14:57:22.627	
3 -	40.346	28.113	1:08.459 (3)	86.26	0.837	14:58:31.086	
4 -	40.107	27.962	1:08.069 (2)	86.76	0.447	14:59:39.155	
5 -	40.315	28.644	1:08.959	85.64	1.337	15:00:48.114	
6 -	40.261	28.240	1:08.501	86.21	0.879	15:01:56.615	
7 -	40.494	28.099	1:08.593	86.09	0.971	15:03:05.208	
8 -	40.709	28.362	1:09.071	85.50	1.449	15:04:14.279	

P13 8		David BALL		Yamaha TZR250 - Gardiner Page and Roe pension consultants			
IDEAL LAP TIME : 1:07.577		BEST LAP TIME : 1:08.398		DIFFERENCE : 0.821			
LAP	SECTOR 1	SECTOR 2	LAP TIME	MPH	DIFF	TIME OF DAY	
1 -		28.081	1:10.220	84.10	1.822	14:56:15.201	
2 -	40.488	27.918	1:08.406 (2)	86.33	0.008	14:57:23.607	
3 -	40.605	27.793	1:08.398 (1)	86.34		14:58:32.005	
4 -	39.784	34.286	1:14.070	79.73	5.672	14:59:46.075	
5 -	41.028	29.215	1:10.243	84.07	1.845	15:00:56.318	
6 -	41.838	29.258	1:11.096	83.06	2.698	15:02:07.414	
7 -	40.827	29.355	1:10.182 (3)	84.14	1.784	15:03:17.596	
8 -	42.897	28.018	1:10.915	83.27	2.517	15:04:28.511	

P14 70		Andrew BURSCOUGH		Yamaha YPVS 350 - Apollo/Merlin/Abbey/Martitanium			
IDEAL LAP TIME : 1:08.799		BEST LAP TIME : 1:08.886		DIFFERENCE : 0.087			
LAP	SECTOR 1	SECTOR 2	LAP TIME	MPH	DIFF	TIME OF DAY	
1 -		29.314	1:12.134	81.86	3.248	14:56:17.115	
2 -	40.185	28.701	1:08.886 (1)	85.73		14:57:26.001	
3 -	40.346	28.614	1:08.960 (2)	85.63	0.074	14:58:34.961	
4 -	41.367	29.519	1:10.886	83.31	2.000	14:59:45.847	
5 -	40.982	29.260	1:10.242 (3)	84.07	1.356	15:00:56.089	
6 -	41.970	29.242	1:11.212	82.93	2.326	15:02:07.301	
7 -	41.069	29.409	1:10.478	83.79	1.592	15:03:17.779	
8 -	43.261	28.858	1:12.119	81.88	3.233	15:04:29.898	

P15 6		David ABRAHAM		Yamaha TZR 250 - Cambridge Motorcycles			
IDEAL LAP TIME : 1:09.447		BEST LAP TIME : 1:09.737		DIFFERENCE : 0.290			
LAP	SECTOR 1	SECTOR 2	LAP TIME	MPH	DIFF	TIME OF DAY	
1 -		28.878	1:12.071	81.94	2.334	14:56:17.052	
2 -	41.478	28.804	1:10.282 (3)	84.02	0.545	14:57:27.334	
3 -	41.563	28.503	1:10.066 (2)	84.28	0.329	14:58:37.400	
4 -	41.934	29.208	1:11.142	83.01	1.405	14:59:48.542	
5 -	41.767	29.071	1:10.838	83.36	1.101	15:00:59.380	
6 -	42.120	28.559	1:10.679	83.55	0.942	15:02:10.059	
7 -	41.137	29.199	1:10.336	83.96	0.599	15:03:20.395	
8 -	40.944	28.793	1:09.737 (1)	84.68		15:04:30.132	

BMCRC - MRO Championships 2022 - Rnd 2 @ Silverstone National

DFDS Yamaha Past Masters

RACE 16 - SECTOR ANALYSIS



SECTOR 1 = FL to I1, SECTOR 2 = I1 to FL, DIFF = Difference To Personal Best Lap, P = Crossed Finish Line in Pit Lane, D = Time Disallowed

P16 60 C		Daniel GOUGH		Yamaha TZR250 - Kieran Lewis/G Force Mc			
IDEAL LAP TIME : 1:09.477		BEST LAP TIME : 1:09.656		DIFFERENCE : 0.179			
LAP	SECTOR 1	SECTOR 2	LAP TIME	MPH	DIFF	TIME OF DAY	
1 -		29.447	1:12.567	81.38	2.911	14:56:17.548	
2 -	41.181	28.798	1:09.979 (2)	84.39	0.323	14:57:27.527	
3 -	40.990	28.666	1:09.656 (1)	84.78		14:58:37.183	
4 -	41.688	29.251	1:10.939	83.24	1.283	14:59:48.122	
5 -	41.768	29.026	1:10.794	83.42	1.138	15:00:58.916	
6 -	41.644	28.696	1:10.340	83.95	0.684	15:02:09.256	
7 -	41.446	29.500	1:10.946	83.24	1.290	15:03:20.202	
8 -	41.741	28.487	1:10.228 (3)	84.09	0.572	15:04:30.430	

P17 72 C		John HAMILTON		Yamaha TRZ250 - LW Racing			
IDEAL LAP TIME : 1:09.711		BEST LAP TIME : 1:09.842		DIFFERENCE : 0.131			
LAP	SECTOR 1	SECTOR 2	LAP TIME	MPH	DIFF	TIME OF DAY	
1 -		29.192	1:13.347	80.51	3.505	14:56:18.328	
2 -	41.452	28.947	1:10.399	83.88	0.557	14:57:28.727	
3 -	41.009	28.833	1:09.842 (1)	84.55		14:58:38.569	
4 -	41.395	29.233	1:10.628	83.61	0.786	14:59:49.197	
5 -	42.299	29.034	1:11.333	82.79	1.491	15:01:00.530	
6 -	41.643	28.702	1:10.345 (2)	83.95	0.503	15:02:10.875	
7 -	41.489	28.918	1:10.407	83.87	0.565	15:03:21.282	
8 -	41.427	28.966	1:10.393 (3)	83.89	0.551	15:04:31.675	

P18 71 C		Alan BUSHELL		Yamaha RD250LC -			
IDEAL LAP TIME : 1:10.894		BEST LAP TIME : 1:10.894		DIFFERENCE : 0.000			
LAP	SECTOR 1	SECTOR 2	LAP TIME	MPH	DIFF	TIME OF DAY	
1 -		29.669	1:14.739	79.01	3.845	14:56:19.720	
2 -	42.325	28.879	1:11.204 (2)	82.94	0.310	14:57:30.924	
3 -	42.242	29.085	1:11.327	82.79	0.433	14:58:42.251	
4 -	42.103	28.791	1:10.894 (1)	83.30		14:59:53.145	
5 -	42.114	29.312	1:11.426	82.68	0.532	15:01:04.571	
6 -	42.788	29.104	1:11.892	82.14	0.998	15:02:16.463	
7 -	42.563	29.464	1:12.027	81.99	1.133	15:03:28.490	
8 -	42.209	29.011	1:11.220 (3)	82.92	0.326	15:04:39.710	

P19 100 C		Stephen LANE		Yamaha TZR250 - www.ypmrc.co.uk			
IDEAL LAP TIME : 1:10.564		BEST LAP TIME : 1:10.564		DIFFERENCE : 0.000			
LAP	SECTOR 1	SECTOR 2	LAP TIME	MPH	DIFF	TIME OF DAY	
1 -		29.287	1:13.682	80.14	3.118	14:56:18.663	
2 -	41.890	28.674	1:10.564 (1)	83.69		14:57:29.227	
3 -	42.014	29.235	1:11.249 (2)	82.88	0.685	14:58:40.476	
4 -	42.520	29.843	1:12.363	81.61	1.799	14:59:52.839	
5 -	42.323	29.304	1:11.627	82.45	1.063	15:01:04.466	
6 -	42.636	29.667	1:12.303	81.67	1.739	15:02:16.769	
7 -	42.181	29.242	1:11.423 (3)	82.68	0.859	15:03:28.192	
8 -	42.262	29.333	1:11.595	82.48	1.031	15:04:39.787	

P20 92 C		Andrew MOOK		Yamaha TZR250 -			
IDEAL LAP TIME : 1:10.963		BEST LAP TIME : 1:10.996		DIFFERENCE : 0.033			
LAP	SECTOR 1	SECTOR 2	LAP TIME	MPH	DIFF	TIME OF DAY	
1 -		28.995	1:13.985	79.82	2.989	14:56:18.966	
2 -	42.118	28.878	1:10.996 (1)	83.18		14:57:29.962	
3 -	42.212	29.692	1:11.904	82.13	0.908	14:58:41.866	
4 -	42.666	29.173	1:11.839	82.20	0.843	14:59:53.705	
5 -	42.085	29.232	1:11.317 (3)	82.80	0.321	15:01:05.022	
6 -	42.544	29.810	1:12.354	81.62	1.358	15:02:17.376	
7 -	42.301	28.994	1:11.295 (2)	82.83	0.299	15:03:28.671	
8 -	42.350	29.167	1:11.517	82.57	0.521	15:04:40.188	

BMCRC - MRO Championships 2022 - Rnd 2 @ Silverstone National

DFDS Yamaha Past Masters

RACE 16 - SECTOR ANALYSIS



SECTOR 1 = FL to I1, SECTOR 2 = I1 to FL, DIFF = Difference To Personal Best Lap, P = Crossed Finish Line in Pit Lane, D = Time Disallowed

P21 26 C		Damian LEE		Yamaha TZR250 - Leed Autos			
IDEAL LAP TIME : 1:11.096		BEST LAP TIME : 1:11.471		DIFFERENCE : 0.375			
LAP	SECTOR 1	SECTOR 2	LAP TIME	MPH	DIFF	TIME OF DAY	
1 -		29.885	1:15.042	78.69	3.571	14:56:20.023	
2 -	42.173	29.551	1:11.724 (2)	82.33	0.253	14:57:31.747	
3 -	41.712	29.759	1:11.471 (1)	82.63		14:58:43.218	
4 -	42.432	29.469	1:11.901 (3)	82.13	0.430	14:59:55.119	
5 -	42.916	29.384	1:12.300	81.68	0.829	15:01:07.419	
6 -	42.667	29.501	1:12.168	81.83	0.697	15:02:19.587	
7 -	42.907	29.645	1:12.552	81.39	1.081	15:03:32.139	
8 -	43.031	29.579	1:12.610	81.33	1.139	15:04:44.749	

P22 199 C		Michael FROST		Yamaha TZR250 -			
IDEAL LAP TIME : 1:11.594		BEST LAP TIME : 1:11.594		DIFFERENCE : 0.000			
LAP	SECTOR 1	SECTOR 2	LAP TIME	MPH	DIFF	TIME OF DAY	
1 -		30.420	1:15.779	77.93	4.185	14:56:20.760	
2 -	42.505	29.648	1:12.153 (3)	81.84	0.559	14:57:32.913	
3 -	42.012	29.582	1:11.594 (1)	82.48		14:58:44.507	
4 -	42.225	29.717	1:11.942 (2)	82.08	0.348	14:59:56.449	
5 -	43.043	30.144	1:13.187	80.69	1.593	15:01:09.636	
6 -	42.995	30.184	1:13.179	80.70	1.585	15:02:22.815	
7 -	42.960	29.987	1:12.947	80.95	1.353	15:03:35.762	
8 -	43.011	30.067	1:13.078	80.81	1.484	15:04:48.840	

P23 3 C		Dan NEMATI		Yamaha TZR250 -			
IDEAL LAP TIME : 1:12.139		BEST LAP TIME : 1:12.592		DIFFERENCE : 0.453			
LAP	SECTOR 1	SECTOR 2	LAP TIME	MPH	DIFF	TIME OF DAY	
1 -		30.191	1:16.223	77.47	3.631	14:56:21.204	
2 -	43.462	29.487	1:12.949	80.95	0.357	14:57:34.153	
3 -	43.117	29.642	1:12.759 (2)	81.16	0.167	14:58:46.912	
4 -	43.071	29.823	1:12.894	81.01	0.302	14:59:59.806	
5 -	42.778	30.768	1:13.546	80.29	0.954	15:01:13.352	
6 -	43.231	29.361	1:12.592 (1)	81.35		15:02:25.944	
7 -	43.136	29.640	1:12.776 (3)	81.14	0.184	15:03:38.720	
8 -	43.189	29.752	1:12.941	80.96	0.349	15:04:51.661	

P24 69 C		Mark ELLERAY		Yamaha TZR250 - Abbot Solutions Ltd			
IDEAL LAP TIME : 1:13.641		BEST LAP TIME : 1:14.741		DIFFERENCE : 1.100			
LAP	SECTOR 1	SECTOR 2	LAP TIME	MPH	DIFF	TIME OF DAY	
1 -		30.668	1:18.010	75.70	3.269	14:56:22.991	
2 -	44.772	29.971	1:14.743 (2)	79.01	0.002	14:57:37.734	
3 -	44.010	31.007	1:15.017 (3)	78.72	0.276	14:58:52.751	
4 -	43.670	31.071	1:14.741 (1)	79.01		15:00:07.492	
5 -	44.286	30.760	1:15.046	78.69	0.305	15:01:22.538	
6 -	44.290	30.970	1:15.260	78.47	0.519	15:02:37.798	
7 -	44.685	30.512	1:15.197	78.53	0.456	15:03:52.995	

P25 65 C		Nigel TERRY		Yamaha TZR250 - NTrap Garage Doors			
IDEAL LAP TIME : 1:14.679		BEST LAP TIME : 1:14.946		DIFFERENCE : 0.267			
LAP	SECTOR 1	SECTOR 2	LAP TIME	MPH	DIFF	TIME OF DAY	
1 -		30.932	1:17.686	76.01	2.740	14:56:22.667	
2 -	44.351	30.595	1:14.946 (1)	78.79		14:57:37.613	
3 -	44.084	31.170	1:15.254 (2)	78.47	0.308	14:58:52.867	
4 -	44.512	31.943	1:16.455 (3)	77.24	1.509	15:00:09.322	
5 -	45.360	31.199	1:16.559	77.13	1.613	15:01:25.881	
6 -	45.850	32.800	1:18.650	75.08	3.704	15:02:44.531	
7 -	47.442	34.049	1:21.491	72.47	6.545	15:04:06.022	

BMCRC - MRO Championships 2022 - Rnd 2 @ Silverstone National

DFDS Yamaha Past Masters

RACE 16 - SECTOR ANALYSIS



SECTOR 1 = FL to I1, SECTOR 2 = I1 to FL, DIFF = Difference To Personal Best Lap, P = Crossed Finish Line in Pit Lane, D = Time Disallowed

P26		333 C		Mark STUBBERFIELD		Yamaha TZR250 - Polished concrete London	
IDEAL LAP TIME : 1:10.010		BEST LAP TIME : 1:10.010		DIFFERENCE : 0.000			
LAP	SECTOR 1	SECTOR 2	LAP TIME	MPH	DIFF	TIME OF DAY	
1 -		29.312	1:11.738	82.32	1.728	14:56:16.719	
2 -	41.403	28.905	1:10.308 (2)	83.99	0.298	14:57:27.027	
3 -	41.177	28.833	1:10.010 (1)	84.35		14:58:37.037	
4 -	42.055	29.282	1:11.337	82.78	1.327	14:59:48.374	
5 -	41.518	29.355	1:10.873 (3)	83.32	0.863	15:00:59.247	

P27		73 C		Colvin TURNER		Yamaha TZR250 -	
IDEAL LAP TIME : 1:11.150		BEST LAP TIME : 1:11.275		DIFFERENCE : 0.125			
LAP	SECTOR 1	SECTOR 2	LAP TIME	MPH	DIFF	TIME OF DAY	
1 -		29.283	1:14.707	79.05	3.432	14:56:19.688	
2 -	42.240	29.035	1:11.275 (1)	82.85		14:57:30.963	
3 -	42.427	28.910	1:11.337 (2)	82.78	0.062	14:58:42.300	
4 -	43.243	29.199	1:12.442 (3)	81.52	1.167	14:59:54.742	

P28		25 C		Stephen WIMBLE		Yamaha TZR 250 - S.B.W Contractor	
IDEAL LAP TIME : 1:14.215		BEST LAP TIME : 1:14.727		DIFFERENCE : 0.512			
LAP	SECTOR 1	SECTOR 2	LAP TIME	MPH	DIFF	TIME OF DAY	
1 -		30.188	1:16.612	77.08	1.885	14:56:21.593	
2 -	44.186	30.541	1:14.727 (1)	79.02		14:57:36.320	
3 -	44.093	31.238	1:15.331 (2)	78.39	0.604	14:58:51.651	
4 -	44.027	32.998	1:17.025 (3)	76.67	2.298	15:00:08.676	

P29		30		Alan COOPER		Yamaha TZR250 - twistgrip motorcycles	
IDEAL LAP TIME : 1:07.485		BEST LAP TIME : 1:07.854		DIFFERENCE : 0.369			
LAP	SECTOR 1	SECTOR 2	LAP TIME	MPH	DIFF	TIME OF DAY	
1 -		27.914	1:08.713	85.94	0.859	14:56:13.694	
2 -	39.625	28.313	1:07.938 (2)	86.92	0.084	14:57:21.632	
3 -	39.994	27.860	1:07.854 (1)	87.03		14:58:29.486	

P30		81		Scott GRANT		Yamaha TZR250 - Katie, Mum and Dad	
IDEAL LAP TIME :		BEST LAP TIME :		DIFFERENCE :			
LAP	SECTOR 1	SECTOR 2	LAP TIME	MPH	DIFF	TIME OF DAY	
1 -		26.887	1:05.900	89.61		14:56:10.881	

BMCRC - MRO Championships 2022 - Rnd 2 @ Silverstone National

DFDS Yamaha Past Masters

RACE 16 - BEST SECTORS

SECTOR 1			SECTOR 2			IDEAL / BEST COMPARISON						
POS	NO	NAME	TIME	NO	NAME	TIME	POS	NO	NAME	IDEAL	BEST	DIFF
									PERFECT LAP	1:05.688		
1	19	BRANTON	38.869	19	BRANTON	26.819	1	19	BRANTON	1:05.688	1:05.739	0.051
2	45	MOORE	39.156	81	GRANT	26.887	2	51	WHOLEY	1:06.350	1:06.741	0.391
3	99	HALL	39.215	51	WHOLEY	27.086	3	27	HAYWARD	1:06.429	1:06.834	0.405
4	51	WHOLEY	39.264	27	HAYWARD	27.120	4	99	HALL	1:06.431	1:07.172	0.741
5	27	HAYWARD	39.309	61	WELCH	27.182	5	61	WELCH	1:06.495	1:07.712	0.217
6	61	WELCH	39.313	29	CRIPPS	27.209	6	45	MOORE	1:06.690	1:07.503	0.813
7	55	TOLAND	39.452	99	HALL	27.216	7	57	MOOK	1:06.879	1:07.238	0.359
8	57	MOOK	39.570	57	MOOK	27.309	8	29	CRIPPS	1:07.037	1:07.037	0.000
9	30	COOPER	39.625	28	McCARTER	27.470	9	55	TOLAND	1:07.219	1:07.672	0.453
10	8	BALL	39.784	45	MOORE	27.534	10	28	McCARTER	1:07.463	1:07.851	0.388
11	74	WHITBY	39.798	88	STANLEY	27.715	11	30	COOPER	1:07.485	1:07.854	0.369
12	29	CRIPPS	39.828	55	TOLAND	27.767	12	88	STANLEY	1:07.549	1:07.642	0.093
13	88	STANLEY	39.834	8	BALL	27.793	13	8	BALL	1:07.577	1:08.398	0.821
14	28	McCARTER	39.993	74	WHITBY	27.824	14	74	WHITBY	1:07.622	1:07.622	0.000
15	70	BURSCOUGH	40.185	30	COOPER	27.860	15	70	BURSCOUGH	1:08.799	1:08.886	0.087
16	6	ABRAHAM	40.944	60	GOUGH	28.487	16	6	ABRAHAM	1:09.447	1:09.737	0.290
17	60	GOUGH	40.990	6	ABRAHAM	28.503	17	60	GOUGH	1:09.477	1:09.656	0.179
18	72	HAMILTON	41.009	70	BURSCOUGH	28.614	18	72	HAMILTON	1:09.711	1:09.842	0.131
19	333	STUBBERFIELD	41.177	100	LANE	28.674	19	333	STUBBERFIELD	1:10.010	1:10.010	0.000
20	26	LEE	41.712	72	HAMILTON	28.702	20	100	LANE	1:10.564	1:10.564	0.000
21	100	LANE	41.890	71	BUSHELL	28.791	21	71	BUSHELL	1:10.894	1:10.894	0.000
22	199	FROST	42.012	333	STUBBERFIELD	28.833	22	92	MOOK	1:10.963	1:10.996	0.033
23	92	MOOK	42.085	92	MOOK	28.878	23	26	LEE	1:11.096	1:11.471	0.375
24	71	BUSHELL	42.103	73	TURNER	28.910	24	73	TURNER	1:11.150	1:11.275	0.125
25	73	TURNER	42.240	3	NEMATI	29.361	25	199	FROST	1:11.594	1:11.594	0.000
26	3	NEMATI	42.778	26	LEE	29.384	26	3	NEMATI	1:12.139	1:12.592	0.453
27	69	ELLERAY	43.670	199	FROST	29.582	27	69	ELLERAY	1:13.641	1:14.741	1.100
28	25	WIMBLE	44.027	69	ELLERAY	29.971	28	25	WIMBLE	1:14.215	1:14.727	0.512
29	65	TERRY	44.084	25	WIMBLE	30.188	29	65	TERRY	1:14.679	1:14.946	0.267
30				65	TERRY	30.595	30	81	GRANT			

BMCRC - MRO Championships 2022 - Rnd 2 @ Silverstone National

DFDS Yamaha Past Masters

RACE 16 - STATISTICS

Competitors Started 30
Planned Start 2022-04-03 @ 15:21:00.000
Actual Start 2022-04-03 @ 14:55:04.980
Finish Time 2022-04-03 @ 15:03:52.994
Track Length 1.6404mi.
Total Laps 215
Total Distance Covered 352.6996mi.

Session Fastest Lap History

NO	CL	NAME	LAP TIME	TIME OF DAY	LAP	VEHICLE
19		Peter BRANTON	1:05.739	14:57:16.688	2	Yamaha TZR 250

Session Leader History

NO	CL	NAME	FROM LAP	LAPS LED	DISTANCE	VEHICLE
81		Scott GRANT	1	1	1.64 miles	Yamaha TZR250
19		Peter BRANTON	2	7	11.48 miles	Yamaha TZR 250

Flag History

TYPE	TIME OF DAY
GREEN	14:55:04.980
FINISH	15:03:52.994

Flag Statistics

TYPE	COUNT	TOTAL LAPS	TOTAL TIME
Green	1	8	10:10.552
Red	0	0	0.000
Safety Car	0	0	0.000
FCY	0	0	0.000

BMCRC - MRO Championships 2022 - Rnd 2 @ Silverstone National

DFDS Yamaha Past Masters

RACE 16 - STATISTICS

CLASS :

17 Starters

Fastest Lap History

NO	NAME	LAP TIME	TIME OF DAY	LAP	VEHICLE
19	Peter BRANTON	1:05.739	14:57:16.688	2	Yamaha TZR 250

Leader History

NO	NAME	FROM LAP	LAPS LED	DISTANCE	VEHICLE
81	Scott GRANT	1	1	1.64 miles	Yamaha TZR250
19	Peter BRANTON	2	7	11.48 miles	Yamaha TZR 250

BMCRC - MRO Championships 2022 - Rnd 2 @ Silverstone National

DFDS Yamaha Past Masters

RACE 16 - STATISTICS

CLASS : C

13 Starters

Fastest Lap History

NO	NAME	LAP TIME	TIME OF DAY	LAP	VEHICLE
333	Mark STUBBERFIELD	1:10.308	14:57:27.036	2	Yamaha TZR250
60	Daniel GOUGH	1:09.979	14:57:27.531	2	Yamaha TZR250
60	Daniel GOUGH	1:09.656	14:58:37.187	3	Yamaha TZR250

Leader History

NO	NAME	FROM LAP	LAPS LED	DISTANCE	VEHICLE
333	Mark STUBBERFIELD	1	3	4.92 miles	Yamaha TZR250
60	Daniel GOUGH	4	5	8.20 miles	Yamaha TZR250