



BMCRC-MRO CHAMPIONSHIPS

2022

Round 4
Oulton Park International
3rd / 4th June 2022



Timing & Results Provided by Timing Solutions Ltd

www.tsl-timing.com



DART MOTORSPORT
MRO 600 / GP2
inc CLUBMAN 600



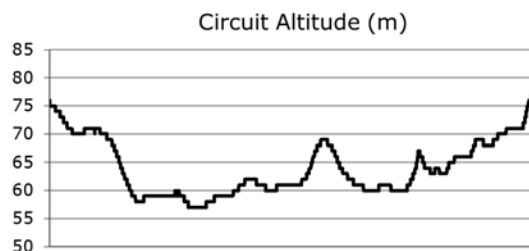
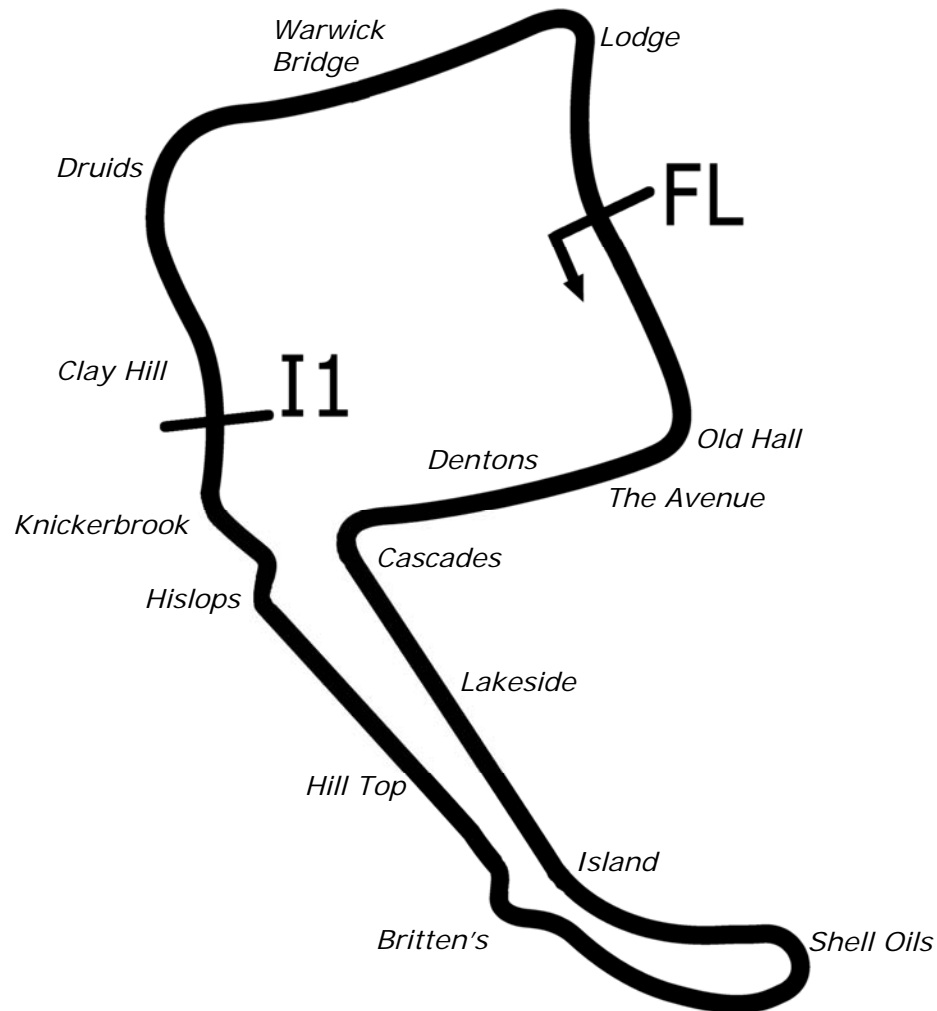
BMCRC-MRO Championships - Round 4
Oulton Park International
3rd / 4th June 2022



Timing & Results Provided by Timing Solutions Ltd

www.tsl-timing.com

Oulton Park International



Length	2.6920 miles	4332.4 m	
FL		53.17997 N	2.61294 W
I1	3066m	53.17830 N	2.62040 W
Pit Entry	4314m	53.18011 N	2.61306 W
Pit Exit	180m after FL	53.17836 N	2.61232 W
Pit Entry-Pit Exit 199m, 14.3s @50kph, 11.9s @60kph			

All results available at www.tsl-timing.com

BMCRC - MRO Championships 2022 - Rnd 4 @ Oulton Park



DART Motorsport MRO 600 / GP2 & Clubman 600

QUALIFYING - CLASSIFICATION

POS	NO	CL	PIC NAME	ENTRY	TIME	ON	LAPS	GAP	DIFF	MPH
1	321		1 Martin MORRIS	Kawasaki ZX6R - Morris Racing, Obsession Engineerin	1:58.560	5	6			81.74
2	14		2 Lewis ARROWSMITH	Honda CBR600 -	1:59.736	3	4	1.176	1.176	80.93
3	81		3 Barry DIMELow	Kawasaki ZX6R - AJC CONSTRUCTION	1:59.868	6	6	1.308	0.132	80.84
4	73	C	1 Jamie THOMAS	Yamaha R6 - Team RubyRacing	2:02.405	6	6	3.845	2.537	79.17
5	818		4 Alex BARKER	Yamaha R6 - Barker Woodrow LTD & Foundry Tyres L	2:02.847	5	6	4.287	0.442	78.88
6	37		5 Alex LATHAM	Triumph Daytona - BR-8 / McCrash Racing	2:03.290	6	6	4.730	0.443	78.60
7	13		6 Doug EDMONDSON	Triumph Daytona - Stan Stephens Tuning	2:03.641	4	6	5.081	0.351	78.38
8	511	C	2 Ross CLARKE	Kawasaki ZX600RR - Ross clarke Farriery	2:04.338	6	6	5.778	0.697	77.94
9	64	C	3 Stuart REECE	Kawasaki ZX-6R - Sheffield Precision	2:04.909	5	6	6.349	0.571	77.58
10	169		7 Gareth CUNNINGHAM	Yamaha R6 - Burnham cars ltd	2:05.312	6	6	6.752	0.403	77.33
11	19	C	4 Arran HANDS	Triumph Daytona 675 - Dura Flue	2:05.437	5	6	6.877	0.125	77.26
12	30	C	5 Owen MELLOR	Kawaski ZX-6 - BDS Motorcycles	2:05.489	6	6	6.929	0.052	77.22
13	33	C	6 Aaren CARPENTER	Kawasaki ZX6R - Slugcrow Racing	2:05.941	6	6	7.381	0.452	76.95
14	67		8 Andy LOVETT	Honda CBR 600 - awl engineering	2:06.094	4	6	7.534	0.153	76.85
15	45	C	7 Jake MARSH	Kawasaki ZX6R - Zipped Up Racing	2:07.377	5	6	8.817	1.283	76.08
16	82		9 James BULL	Kawasaki ZX6R 636 - team bull racing	2:07.804	6	6	9.244	0.427	75.82
17	185	C	8 Izaak ALDRED	Yamaha R6 -	2:07.981	4	6	9.421	0.177	75.72
18	86	C	9 David POWLEY	Honda CBR600RR -	2:08.134	6	6	9.574	0.153	75.63
19	62	C	10 Oliver NUNN	Yamaha R6 - Intertechnic UK & STVL	2:08.353	5	6	9.793	0.219	75.50
20	212	C	11 Matt PALLETT	Yamaha R6 - BDA Chartered Architects	2:08.392	5	6	9.832	0.039	75.48
21	151		10 Chloe JONES	Yamaha R6 -	2:09.134	6	6	10.574	0.742	75.04
22	188		11 Dawid KRAWIECKI	Yamaha R6 - Code Blue LTD & D A East Electrical	2:09.157	5	6	10.597	0.023	75.03
23	152	C	12 Samuel MOUSLEY	Yamaha R6 - Orthrus Racing	2:09.761	5	5	11.201	0.604	74.68
24	961		12 Jack SIM	Kawasaki ZX6 R - Vanguard Motorsport, Platform Lift E	2:10.329	6	6	11.769	0.568	74.36
25	470		13 Joe FARRAGHER	Kawasaki ZX6R - J C Utilities Ltd	2:10.928	4	5	12.368	0.599	74.02
26	661	GP2	1 Cameron HARRIS	Triumph 675R - Harris / Tony Scott Motorsport	2:11.461	4	5	12.901	0.533	73.71
27	132	C	13 Mitchell GILBERT	Yamaha R6 - The Asap group	2:13.065	3	6	14.505	1.604	72.83
28	168	C	14 Aaron DALRYMPLE	Yamaha R6 - Team Xclusiv	2:13.830	5	5	15.270	0.765	72.41
29	85		14 James ROBINSON	Yamaha R6 - claire palastanga ceramics	2:18.104	5	5	19.544	4.274	70.17
30	22	C	15 Toby TRUNDLE	Yamaha YZF-R6 - Harris Motorcycles - Harlow	2:18.307	5	5	19.747	0.203	70.07

Weather / Track : Cloudy / Wet

These results are provisional until the conclusion of any judicial and technical matters.

Oulton Park International: 2.6920 miles
Date: 03/06/2022 Start: 09:54 Finish: 10:06

Clerk Of Course :	Stewards :	Timekeeper : Richard Evans
-------------------	------------	----------------------------

Results can be found at www.tsl-timing.com

Printed - 10:10 Friday, 03 June 2022



BMCRC - MRO Championships 2022 - Rnd 4 @ Oulton Park

DART Motorsport MRO 600 / GP2 & Clubman 600

QUALIFYING - SECTOR ANALYSIS



SECTOR 1 = FL to I1, SECTOR 2 = I1 to FL, DIFF = Difference To Personal Best Lap, P = Crossed Finish Line in Pit Lane, D = Time Disallowed

P1 321		Martin MORRIS		Kawasaki ZX6R - Morris Racing, Obsession Engineering		
IDEAL LAP TIME : 1:58.560		BEST LAP TIME : 1:58.560		DIFFERENCE : 0.000		
LAP	SECTOR 1	SECTOR 2	LAP TIME	MPH	DIFF	TIME OF DAY
1 -	1:40.953	35.117	2:16.070	71.22	17.510	09:57:22.021
2 -	1:33.964	35.150	2:09.114	75.06	10.554	09:59:31.135
3 -	1:29.161	32.604	2:01.765 (3)	79.59	3.205	10:01:32.900
4 -	1:26.806	32.159	1:58.965 (2)	81.46	0.405	10:03:31.865
5 -	1:26.455	32.105	1:58.560 (1)	81.74		10:05:30.425
6 -	1:27.866	IN PIT	2:08.954 P	75.15	10.394	10:07:39.379

P2 14		Lewis ARROWSMITH		Honda CBR600 -		
IDEAL LAP TIME : 1:59.736		BEST LAP TIME : 1:59.736		DIFFERENCE : 0.000		
LAP	SECTOR 1	SECTOR 2	LAP TIME	MPH	DIFF	TIME OF DAY
1 -	1:36.116	33.493	2:09.609 (3)	74.77	9.873	09:57:06.171
2 -	1:28.640	32.650	2:01.290 (2)	79.90	1.554	09:59:07.461
3 -	1:27.558	32.178	1:59.736 (1)	80.93		10:01:07.197
4 -	1:28.719	IN PIT	2:19.491 P	69.47	19.755	10:03:26.688

P3 81		Barry DIMELow		Kawasaki ZX6R - AJC CONSTRUCTION		
IDEAL LAP TIME : 1:59.530		BEST LAP TIME : 1:59.868		DIFFERENCE : 0.338		
LAP	SECTOR 1	SECTOR 2	LAP TIME	MPH	DIFF	TIME OF DAY
1 -	1:35.889	33.876	2:09.765	74.68	9.897	09:58:19.323
2 -	1:29.569	33.813	2:03.382	78.54	3.514	10:00:22.705
3 -	1:33.588	33.008	2:06.596	76.55	6.728	10:02:29.301
4 -	1:28.803	32.407	2:01.210 (2)	79.95	1.342	10:04:30.511
5 -	1:27.518	33.937	2:01.455 (3)	79.79	1.587	10:06:31.966
6 -	1:27.856	32.012	1:59.868 (1)	80.84		10:08:31.834

P4 73 C		Jamie THOMAS		Yamaha R6 - Team RubyRacing		
IDEAL LAP TIME : 2:02.405		BEST LAP TIME : 2:02.405		DIFFERENCE : 0.000		
LAP	SECTOR 1	SECTOR 2	LAP TIME	MPH	DIFF	TIME OF DAY
1 -	1:43.320	35.952	2:19.272	69.58	16.867	09:57:23.482
2 -	1:37.176	35.031	2:12.207	73.30	9.802	09:59:35.689
3 -	1:34.124	35.193	2:09.317	74.94	6.912	10:01:45.006
4 -	1:32.658	33.842	2:06.500 (3)	76.61	4.095	10:03:51.506
5 -	1:30.268	33.470	2:03.738 (2)	78.32	1.333	10:05:55.244
6 -	1:29.288	33.117	2:02.405 (1)	79.17		10:07:57.649

P5 818		Alex BARKER		Yamaha R6 - Barker Woodrow LTD & Foundry Tyres LTD		
IDEAL LAP TIME : 2:02.847		BEST LAP TIME : 2:02.847		DIFFERENCE : 0.000		
LAP	SECTOR 1	SECTOR 2	LAP TIME	MPH	DIFF	TIME OF DAY
1 -	1:44.345	36.709	2:21.054	68.70	18.207	09:57:19.273
2 -	1:36.139	35.623	2:11.762	73.55	8.915	09:59:31.035
3 -	1:32.964	34.158	2:07.122	76.23	4.275	10:01:38.157
4 -	1:30.624	33.809	2:04.433 (3)	77.88	1.586	10:03:42.590
5 -	1:29.899	32.948	2:02.847 (1)	78.88		10:05:45.437
6 -	1:29.913	33.354	2:03.267 (2)	78.62	0.420	10:07:48.704

P6 37		Alex LATHAM		Triumph Daytona - BR-8 / McCrash Racing		
IDEAL LAP TIME : 2:03.290		BEST LAP TIME : 2:03.290		DIFFERENCE : 0.000		
LAP	SECTOR 1	SECTOR 2	LAP TIME	MPH	DIFF	TIME OF DAY
1 -	1:45.101	36.282	2:21.383	68.54	18.093	09:57:19.865
2 -	1:36.303	36.636	2:12.939	72.90	9.649	09:59:32.804
3 -	1:31.919	33.799	2:05.718	77.08	2.428	10:01:38.522
4 -	1:30.847	33.963	2:04.810 (3)	77.64	1.520	10:03:43.332
5 -	1:30.061	33.798	2:03.859 (2)	78.24	0.569	10:05:47.191
6 -	1:29.811	33.479	2:03.290 (1)	78.60		10:07:50.481

BMCRC - MRO Championships 2022 - Rnd 4 @ Oulton Park

DART Motorsport MRO 600 / GP2 & Clubman 600

QUALIFYING - SECTOR ANALYSIS



SECTOR 1 = FL to I1, SECTOR 2 = I1 to FL, DIFF = Difference To Personal Best Lap, P = Crossed Finish Line in Pit Lane, D = Time Disallowed

P7 13		Doug EDMONDSON		Triumph Daytona - Stan Stephens Tuning			
IDEAL LAP TIME : 2:03.641		BEST LAP TIME : 2:03.641		DIFFERENCE : 0.000			
LAP	SECTOR 1	SECTOR 2	LAP TIME	MPH	DIFF	TIME OF DAY	
1 -	1:36.421	34.517	2:10.938	74.01	7.297	09:57:07.990	
2 -	1:32.006	33.879	2:05.885	76.98	2.244	09:59:13.875	
3 -	1:31.171	34.213	2:05.384 (3)	77.29	1.743	10:01:19.259	
4 -	1:29.819	33.822	2:03.641 (1)	78.38		10:03:22.900	
5 -	1:31.150	33.970	2:05.120 (2)	77.45	1.479	10:05:28.020	
6 -	1:29.973	IN PIT	2:09.437 P	74.87	5.796	10:07:37.457	

P8 511 C		Ross CLARKE		Kawasaki ZX600RR - Ross clarke Farriery			
IDEAL LAP TIME : 2:04.338		BEST LAP TIME : 2:04.338		DIFFERENCE : 0.000			
LAP	SECTOR 1	SECTOR 2	LAP TIME	MPH	DIFF	TIME OF DAY	
1 -	1:46.666	37.056	2:23.722	67.43	19.384	09:57:22.510	
2 -	1:37.866	36.022	2:13.888	72.38	9.550	09:59:36.398	
3 -	1:35.730	34.418	2:10.148	74.46	5.810	10:01:46.546	
4 -	1:33.799	33.774	2:07.573 (3)	75.96	3.235	10:03:54.119	
5 -	1:32.221	35.072	2:07.293 (2)	76.13	2.955	10:06:01.412	
6 -	1:30.787	33.551	2:04.338 (1)	77.94		10:08:05.750	

P9 64 C		Stuart REECE		Kawasaki ZX-6R - Sheffield Precision			
IDEAL LAP TIME : 2:04.909		BEST LAP TIME : 2:04.909		DIFFERENCE : 0.000			
LAP	SECTOR 1	SECTOR 2	LAP TIME	MPH	DIFF	TIME OF DAY	
1 -	1:43.084	37.065	2:20.149	69.14	15.240	09:57:26.219	
2 -	1:35.584	35.799	2:11.383	73.76	6.474	09:59:37.602	
3 -	1:34.769	35.117	2:09.886 (3)	74.61	4.977	10:01:47.488	
4 -	1:34.362	35.654	2:10.016	74.53	5.107	10:03:57.504	
5 -	1:30.901	34.008	2:04.909 (1)	77.58		10:06:02.413	
6 -	1:33.020	34.745	2:07.765 (2)	75.85	2.856	10:08:10.178	

P10 169		Gareth CUNNINGHAM		Yamaha R6 - Burnham cars ltd			
IDEAL LAP TIME : 2:04.791		BEST LAP TIME : 2:05.312		DIFFERENCE : 0.521			
LAP	SECTOR 1	SECTOR 2	LAP TIME	MPH	DIFF	TIME OF DAY	
1 -	1:45.192	37.012	2:22.204	68.15	16.892	09:57:29.174	
2 -	1:35.521	35.020	2:10.541	74.23	5.229	09:59:39.715	
3 -	1:34.130	34.643	2:08.773 (3)	75.25	3.461	10:01:48.488	
4 -	1:34.001	35.401	2:09.402	74.89	4.090	10:03:57.890	
5 -	1:33.501	33.810	2:07.311 (2)	76.12	1.999	10:06:05.201	
6 -	1:30.981	34.331	2:05.312 (1)	77.33		10:08:10.513	

P11 19 C		Arran HANDS		Triumph Daytona 675 - Dura Flue			
IDEAL LAP TIME : 2:05.239		BEST LAP TIME : 2:05.437		DIFFERENCE : 0.198			
LAP	SECTOR 1	SECTOR 2	LAP TIME	MPH	DIFF	TIME OF DAY	
1 -	1:40.842	36.273	2:17.115	70.68	11.678	09:58:09.727	
2 -	1:32.958	37.020	2:09.978	74.56	4.541	10:00:19.705	
3 -	1:32.859	35.042	2:07.901 (3)	75.77	2.464	10:02:27.606	
4 -	1:32.828	34.066	2:06.894 (2)	76.37	1.457	10:04:34.500	
5 -	1:31.173	34.264	2:05.437 (1)	77.26		10:06:39.937	
6 -	1:32.602	IN PIT	2:26.169 P	66.30	20.732	10:09:06.106	

P12 30 C		Owen MELLOR		Kawaski ZX-6 - BDS Motorcycles			
IDEAL LAP TIME : 2:05.202		BEST LAP TIME : 2:05.489		DIFFERENCE : 0.287			
LAP	SECTOR 1	SECTOR 2	LAP TIME	MPH	DIFF	TIME OF DAY	
1 -	1:44.868	36.190	2:21.058	68.70	15.569	09:57:28.890	
2 -	1:34.811	35.002	2:09.813	74.65	4.324	09:59:38.703	
3 -	1:34.348	34.082	2:08.430 (3)	75.45	2.941	10:01:47.133	
4 -	1:34.538	34.318	2:08.856	75.21	3.367	10:03:55.989	
5 -	1:31.820	34.056	2:05.876 (2)	76.99	0.387	10:06:01.865	
6 -	1:32.107	33.382	2:05.489 (1)	77.22		10:08:07.354	

BMCRC - MRO Championships 2022 - Rnd 4 @ Oulton Park

DART Motorsport MRO 600 / GP2 & Clubman 600

QUALIFYING - SECTOR ANALYSIS



SECTOR 1 = FL to I1, SECTOR 2 = I1 to FL, DIFF = Difference To Personal Best Lap, P = Crossed Finish Line in Pit Lane, D = Time Disallowed

P13 33 C		Aaren CARPENTER		Kawasaki ZX6R - Slugcrow Racing			
IDEAL LAP TIME : 2:05.941		BEST LAP TIME : 2:05.941		DIFFERENCE : 0.000			
LAP	SECTOR 1	SECTOR 2	LAP TIME	MPH	DIFF	TIME OF DAY	
1 -	1:51.368	37.171	2:28.539	65.24	22.598	09:57:38.418	
2 -	1:42.044	36.140	2:18.184	70.13	12.243	09:59:56.602	
3 -	1:36.607	35.700	2:12.307	73.24	6.366	10:02:08.909	
4 -	1:34.397	35.496	2:09.893 (2)	74.60	3.952	10:04:18.802	
5 -	1:35.234	34.844	2:10.078 (3)	74.50	4.137	10:06:28.880	
6 -	1:31.873	34.068	2:05.941 (1)	76.95		10:08:34.821	

P14 67		Andy LOVETT		Honda CBR 600 - awl engineering			
IDEAL LAP TIME : 2:06.094		BEST LAP TIME : 2:06.094		DIFFERENCE : 0.000			
LAP	SECTOR 1	SECTOR 2	LAP TIME	MPH	DIFF	TIME OF DAY	
1 -	1:43.457	36.375	2:19.832	69.30	13.738	09:57:37.868	
2 -	1:37.256	36.128	2:13.384	72.65	7.290	09:59:51.252	
3 -	1:36.738	34.979	2:11.717	73.57	5.623	10:02:02.969	
4 -	1:32.200	33.894	2:06.094 (1)	76.85		10:04:09.063	
5 -	1:34.716	34.204	2:08.920 (3)	75.17	2.826	10:06:17.983	
6 -	1:34.083	34.174	2:08.257 (2)	75.56	2.163	10:08:26.240	

P15 45 C		Jake MARSH		Kawasaki ZX6R - Zipped Up Racing			
IDEAL LAP TIME : 2:07.306		BEST LAP TIME : 2:07.377		DIFFERENCE : 0.071			
LAP	SECTOR 1	SECTOR 2	LAP TIME	MPH	DIFF	TIME OF DAY	
1 -	1:46.971	37.850	2:24.821	66.91	17.444	09:57:31.327	
2 -	1:40.707	37.087	2:17.794	70.33	10.417	09:59:49.121	
3 -	1:36.487	35.930	2:12.417	73.18	5.040	10:02:01.538	
4 -	1:34.356	35.331	2:09.687 (3)	74.72	2.310	10:04:11.225	
5 -	1:32.813	34.564	2:07.377 (1)	76.08		10:06:18.602	
6 -	1:33.811	34.493	2:08.304 (2)	75.53	0.927	10:08:26.906	

P16 82		James BULL		Kawasaki ZX6R 636 - team bull racing			
IDEAL LAP TIME : 2:07.804		BEST LAP TIME : 2:07.804		DIFFERENCE : 0.000			
LAP	SECTOR 1	SECTOR 2	LAP TIME	MPH	DIFF	TIME OF DAY	
1 -	1:45.247	37.138	2:22.385	68.06	14.581	09:57:31.569	
2 -	1:39.346	35.658	2:15.004	71.78	7.200	09:59:46.573	
3 -	1:36.188	34.475	2:10.663 (3)	74.17	2.859	10:01:57.236	
4 -	1:36.617	34.689	2:11.306	73.80	3.502	10:04:08.542	
5 -	1:34.464	34.494	2:08.958 (2)	75.15	1.154	10:06:17.500	
6 -	1:34.143	33.661	2:07.804 (1)	75.82		10:08:25.304	

P17 185 C		Izaak ALDRED		Yamaha R6 -			
IDEAL LAP TIME : 2:07.505		BEST LAP TIME : 2:07.981		DIFFERENCE : 0.476			
LAP	SECTOR 1	SECTOR 2	LAP TIME	MPH	DIFF	TIME OF DAY	
1 -	1:52.567	40.997	2:33.564	63.10	25.583	09:57:54.379	
2 -	1:45.442	37.113	2:22.555	67.98	14.574	10:00:16.934	
3 -	1:35.256	34.980	2:10.236 (3)	74.41	2.255	10:02:27.170	
4 -	1:32.525	35.456	2:07.981 (1)	75.72		10:04:35.151	
5 -	1:34.769	35.330	2:10.099 (2)	74.49	2.118	10:06:45.250	
6 -	1:33.187	IN PIT	2:22.549 P	67.98	14.568	10:09:07.799	

P18 86 C		David POWLEY		Honda CBR600RR -			
IDEAL LAP TIME : 2:08.134		BEST LAP TIME : 2:08.134		DIFFERENCE : 0.000			
LAP	SECTOR 1	SECTOR 2	LAP TIME	MPH	DIFF	TIME OF DAY	
1 -	1:45.938	36.811	2:22.749	67.89	14.615	09:57:40.132	
2 -	1:36.655	35.960	2:12.615 (3)	73.07	4.481	09:59:52.747	
3 -	1:36.208	35.969	2:12.177 (2)	73.32	4.043	10:02:04.924	
4 -	1:36.801	37.039	2:13.840	72.40	5.706	10:04:18.764	
5 -	1:37.232	36.169	2:13.401	72.64	5.267	10:06:32.165	
6 -	1:33.285	34.849	2:08.134 (1)	75.63		10:08:40.299	

BMCRC - MRO Championships 2022 - Rnd 4 @ Oulton Park

DART Motorsport MRO 600 / GP2 & Clubman 600

QUALIFYING - SECTOR ANALYSIS



SECTOR 1 = FL to I1, SECTOR 2 = I1 to FL, DIFF = Difference To Personal Best Lap, P = Crossed Finish Line in Pit Lane, D = Time Disallowed

P19 62 C		Oliver NUNN		Yamaha R6 - Intertechnic UK & STVL			
IDEAL LAP TIME : 2:08.113		BEST LAP TIME : 2:08.353		DIFFERENCE : 0.240			
LAP	SECTOR 1	SECTOR 2	LAP TIME	MPH	DIFF	TIME OF DAY	
1 -	1:55.642	39.128	2:34.770	62.61	26.417	09:57:44.550	
2 -	1:42.460	36.830	2:19.290	69.57	10.937	10:00:03.840	
3 -	1:37.811	35.782	2:13.593 (3)	72.54	5.240	10:02:17.433	
4 -	1:35.143	34.639	2:09.782 (2)	74.67	1.429	10:04:27.215	
5 -	1:33.474	34.879	2:08.353 (1)	75.50		10:06:35.568	
6 -	1:36.173	IN PIT	2:24.984 P	66.84	16.631	10:09:00.552	

P20 212 C		Matt PALLETT		Yamaha R6 - BDA Chartered Architects			
IDEAL LAP TIME : 2:07.613		BEST LAP TIME : 2:08.392		DIFFERENCE : 0.779			
LAP	SECTOR 1	SECTOR 2	LAP TIME	MPH	DIFF	TIME OF DAY	
1 -	1:47.686	36.553	2:24.239	67.18	15.847	09:57:21.626	
2 -	1:36.884	35.044	2:11.928	73.45	3.536	09:59:33.554	
3 -	1:35.583	34.984	2:10.567	74.22	2.175	10:01:44.121	
4 -	1:34.275	34.533	2:08.808 (3)	75.23	0.416	10:03:52.929	
5 -	1:33.080	35.312	2:08.392 (1)	75.48		10:06:01.321	
6 -	1:33.757	34.945	2:08.702 (2)	75.30	0.310	10:08:10.023	

P21 151		Chloe JONES		Yamaha R6 -			
IDEAL LAP TIME : 2:08.953		BEST LAP TIME : 2:09.134		DIFFERENCE : 0.181			
LAP	SECTOR 1	SECTOR 2	LAP TIME	MPH	DIFF	TIME OF DAY	
1 -	1:47.360	37.078	2:24.438	67.09	15.304	09:57:30.799	
2 -	1:39.297	36.201	2:15.498	71.52	6.364	09:59:46.297	
3 -	1:35.224	35.512	2:10.736 (3)	74.12	1.602	10:01:57.033	
4 -	1:36.162	35.572	2:11.734	73.56	2.600	10:04:08.767	
5 -	1:34.690	34.775	2:09.465 (2)	74.85	0.331	10:06:18.232	
6 -	1:34.871	34.263	2:09.134 (1)	75.04		10:08:27.366	

P22 188		Dawid KRAWIECKI		Yamaha R6 - Code Blue LTD & D A East Electrical			
IDEAL LAP TIME : 2:09.157		BEST LAP TIME : 2:09.157		DIFFERENCE : 0.000			
LAP	SECTOR 1	SECTOR 2	LAP TIME	MPH	DIFF	TIME OF DAY	
1 -	1:41.684	38.681	2:20.365	69.04	11.208	09:57:16.766	
2 -	1:38.414	47.967	2:26.381	66.20	17.224	09:59:43.147	
3 -	1:37.409	36.390	2:13.799 (3)	72.43	4.642	10:01:56.946	
4 -	1:36.040	35.131	2:11.171 (2)	73.88	2.014	10:04:08.117	
5 -	1:34.277	34.880	2:09.157 (1)	75.03		10:06:17.274	
6 -	1:43.942	35.737	2:19.679	69.38	10.522	10:08:36.953	

P23 152 C		Samuel MOUSLEY		Yamaha R6 - Orthrus Racing			
IDEAL LAP TIME : 2:09.761		BEST LAP TIME : 2:09.761		DIFFERENCE : 0.000			
LAP	SECTOR 1	SECTOR 2	LAP TIME	MPH	DIFF	TIME OF DAY	
1 -	1:53.779	40.041	2:33.820	63.00	24.059	09:57:57.336	
2 -	1:44.142	37.386	2:21.528	68.47	11.767	10:00:18.864	
3 -	1:37.644	35.895	2:13.539 (3)	72.57	3.778	10:02:32.403	
4 -	1:36.693	35.700	2:12.393 (2)	73.20	2.632	10:04:44.796	
5 -	1:34.323	35.438	2:09.761 (1)	74.68		10:06:54.557	

P24 961		Jack SIM		Kawasaki ZX6 R - Vanguard Motorsport, Platform Lift Engineers			
IDEAL LAP TIME : 2:10.329		BEST LAP TIME : 2:10.329		DIFFERENCE : 0.000			
LAP	SECTOR 1	SECTOR 2	LAP TIME	MPH	DIFF	TIME OF DAY	
1 -	1:45.970	38.744	2:24.714	66.96	14.385	09:57:28.979	
2 -	1:42.602	37.168	2:19.770	69.33	9.441	09:59:48.749	
3 -	1:38.941	36.264	2:15.205	71.67	4.876	10:02:03.954	
4 -	1:37.413	36.139	2:13.552 (3)	72.56	3.223	10:04:17.506	
5 -	1:36.289	35.000	2:11.289 (2)	73.81	0.960	10:06:28.795	
6 -	1:35.541	34.788	2:10.329 (1)	74.36		10:08:39.124	

BMCRC - MRO Championships 2022 - Rnd 4 @ Oulton Park

DART Motorsport MRO 600 / GP2 & Clubman 600

QUALIFYING - SECTOR ANALYSIS



SECTOR 1 = FL to I1, SECTOR 2 = I1 to FL, DIFF = Difference To Personal Best Lap, P = Crossed Finish Line in Pit Lane, D = Time Disallowed

P25 470		Joe FARRAGHER		Kawasaki ZX6R - J C Utilities Ltd			
IDEAL LAP TIME : 2:10.928		BEST LAP TIME : 2:10.928		DIFFERENCE : 0.000			
LAP	SECTOR 1	SECTOR 2	LAP TIME	MPH	DIFF	TIME OF DAY	
1 -	1:46.240	37.021	2:23.261	67.64	12.333	09:58:31.844	
2 -	1:39.203	35.489	2:14.692	71.95	3.764	10:00:46.536	
3 -	1:36.542	35.087	2:11.629 (2)	73.62	0.701	10:02:58.165	
4 -	1:36.068	34.860	2:10.928 (1)	74.02		10:05:09.093	
5 -	1:36.318	36.274	2:12.592 (3)	73.09	1.664	10:07:21.685	

P26 661 GP2		Cameron HARRIS		Triumph 675R - Harris / Tony Scott Motorsport			
IDEAL LAP TIME : 2:11.151		BEST LAP TIME : 2:11.461		DIFFERENCE : 0.310			
LAP	SECTOR 1	SECTOR 2	LAP TIME	MPH	DIFF	TIME OF DAY	
1 -	1:45.501	37.534	2:23.035	67.75	11.574	09:57:19.819	
2 -	1:37.978	36.367	2:14.345 (3)	72.13	2.884	09:59:34.164	
3 -	1:35.253	36.289	2:11.542 (2)	73.67	0.081	10:01:45.706	
4 -	1:35.563	35.898	2:11.461 (1)	73.71		10:03:57.167	
5 -	1:36.054	IN PIT	2:20.873 P	68.79	9.412	10:06:18.040	

P27 132 C		Mitchell GILBERT		Yamaha R6 - The Asap group			
IDEAL LAP TIME : 2:12.250		BEST LAP TIME : 2:13.065		DIFFERENCE : 0.815			
LAP	SECTOR 1	SECTOR 2	LAP TIME	MPH	DIFF	TIME OF DAY	
1 -	1:51.026	38.302	2:29.328	64.89	16.263	09:57:34.477	
2 -	1:40.337	36.323	2:16.660	70.91	3.595	09:59:51.137	
3 -	1:37.302	35.763	2:13.065 (1)	72.83		10:02:04.202	
4 -	1:36.487	37.221	2:13.708 (2)	72.48	0.643	10:04:17.910	
5 -	1:37.665	36.749	2:14.414 (3)	72.10	1.349	10:06:32.324	
6 -	1:37.331	IN PIT	2:21.799 P	68.34	8.734	10:08:54.123	

P28 168 C		Aaron DALRYMPLE		Yamaha R6 - Team Xclusiv			
IDEAL LAP TIME : 2:13.830		BEST LAP TIME : 2:13.830		DIFFERENCE : 0.000			
LAP	SECTOR 1	SECTOR 2	LAP TIME	MPH	DIFF	TIME OF DAY	
1 -	1:53.660	42.424	2:36.084	62.09	22.254	09:57:54.765	
2 -	1:46.017	39.700	2:25.717	66.50	11.887	10:00:20.482	
3 -	1:42.114	38.306	2:20.420 (3)	69.01	6.590	10:02:40.902	
4 -	1:40.646	37.532	2:18.178 (2)	70.13	4.348	10:04:59.080	
5 -	1:37.708	36.122	2:13.830 (1)	72.41		10:07:12.910	

P29 85		James ROBINSON		Yamaha R6 - claire palastanga ceramics			
IDEAL LAP TIME : 2:17.883		BEST LAP TIME : 2:18.104		DIFFERENCE : 0.221			
LAP	SECTOR 1	SECTOR 2	LAP TIME	MPH	DIFF	TIME OF DAY	
1 -	1:52.691	41.074	2:33.765	63.02	15.661	09:57:53.769	
2 -	1:46.338	39.915	2:26.253	66.26	8.149	10:00:20.022	
3 -	1:42.147	38.635	2:20.782 (3)	68.83	2.678	10:02:40.804	
4 -	1:42.128	37.006	2:19.134 (2)	69.65	1.030	10:04:59.938	
5 -	1:40.877	37.227	2:18.104 (1)	70.17		10:07:18.042	

P30 22 C		Toby TRUNDLE		Yamaha YZF-R6 - Harris Motorcycles - Harlow			
IDEAL LAP TIME : 2:18.307		BEST LAP TIME : 2:18.307		DIFFERENCE : 0.000			
LAP	SECTOR 1	SECTOR 2	LAP TIME	MPH	DIFF	TIME OF DAY	
1 -	1:52.261	41.482	2:33.743	63.03	15.436	09:57:53.423	
2 -	1:45.939	40.376	2:26.315	66.23	8.008	10:00:19.738	
3 -	1:41.911	38.802	2:20.713 (3)	68.87	2.406	10:02:40.451	
4 -	1:40.869	38.462	2:19.331 (2)	69.55	1.024	10:04:59.782	
5 -	1:40.249	38.058	2:18.307 (1)	70.07		10:07:18.089	

BMCRC - MRO Championships 2022 - Rnd 4 @ Oulton Park

DART Motorsport MRO 600 / GP2 & Clubman 600

QUALIFYING - BEST SECTORS

SECTOR 1				SECTOR 2				IDEAL / BEST COMPARISON				
POS	NO	NAME	TIME	NO	NAME	TIME	POS	NO	NAME	IDEAL	BEST	DIFF
									PERFECT LAP	1:58.467		
1	321	MORRIS	1:26.455	81	DIMELOW	32.012	1	321	MORRIS	1:58.560	1:58.560	0.000
2	81	DIMELOW	1:27.518	321	MORRIS	32.105	2	81	DIMELOW	1:59.530	1:59.868	0.338
3	14	ARROWSMITH	1:27.558	14	ARROWSMITH	32.178	3	14	ARROWSMITH	1:59.736	1:59.736	0.000
4	73	THOMAS	1:29.288	818	BARKER	32.948	4	73	THOMAS	2:02.405	2:02.405	0.000
5	37	LATHAM	1:29.811	73	THOMAS	33.117	5	818	BARKER	2:02.847	2:02.847	0.000
6	13	EDMONDSON	1:29.819	30	MELLOR	33.382	6	37	LATHAM	2:03.290	2:03.290	0.000
7	818	BARKER	1:29.899	37	LATHAM	33.479	7	13	EDMONDSON	2:03.641	2:03.641	0.000
8	511	CLARKE	1:30.787	511	CLARKE	33.551	8	511	CLARKE	2:04.338	2:04.338	0.000
9	64	REECE	1:30.901	82	BULL	33.661	9	169	CUNNINGHAM	2:04.791	2:05.312	0.521
10	169	CUNNINGHAM	1:30.981	169	CUNNINGHAM	33.810	10	64	REECE	2:04.909	2:04.909	0.000
11	19	HANDS	1:31.173	13	EDMONDSON	33.822	11	30	MELLOR	2:05.202	2:05.489	0.287
12	30	MELLOR	1:31.820	67	LOVETT	33.894	12	19	HANDS	2:05.239	2:05.437	0.198
13	33	CARPENTER	1:31.873	64	REECE	34.008	13	33	CARPENTER	2:05.941	2:05.941	0.000
14	67	LOVETT	1:32.200	19	HANDS	34.066	14	67	LOVETT	2:06.094	2:06.094	0.000
15	185	ALDRED	1:32.525	33	CARPENTER	34.068	15	45	MARSH	2:07.306	2:07.377	0.071
16	45	MARSH	1:32.813	151	JONES	34.263	16	185	ALDRED	2:07.505	2:07.981	0.476
17	212	PALLET	1:33.080	45	MARSH	34.493	17	212	PALLET	2:07.613	2:08.392	0.779
18	86	POWLEY	1:33.285	212	PALLET	34.533	18	82	BULL	2:07.804	2:07.804	0.000
19	62	NUNN	1:33.474	62	NUNN	34.639	19	62	NUNN	2:08.113	2:08.353	0.240
20	82	BULL	1:34.143	961	SIM	34.788	20	86	POWLEY	2:08.134	2:08.134	0.000
21	188	KRAWIECKI	1:34.277	86	POWLEY	34.849	21	151	JONES	2:08.953	2:09.134	0.181
22	152	MOUSLEY	1:34.323	470	FARRAGHER	34.860	22	188	KRAWIECKI	2:09.157	2:09.157	0.000
23	151	JONES	1:34.690	188	KRAWIECKI	34.880	23	152	MOUSLEY	2:09.761	2:09.761	0.000
24	661	HARRIS	1:35.253	185	ALDRED	34.980	24	961	SIM	2:10.329	2:10.329	0.000
25	961	SIM	1:35.541	152	MOUSLEY	35.438	25	470	FARRAGHER	2:10.928	2:10.928	0.000
26	470	FARRAGHER	1:36.068	132	GILBERT	35.763	26	661	HARRIS	2:11.151	2:11.461	0.310
27	132	GILBERT	1:36.487	661	HARRIS	35.898	27	132	GILBERT	2:12.250	2:13.065	0.815
28	168	DALRYMPLE	1:37.708	168	DALRYMPLE	36.122	28	168	DALRYMPLE	2:13.830	2:13.830	0.000
29	22	TRUNDLE	1:40.249	85	ROBINSON	37.006	29	85	ROBINSON	2:17.883	2:18.104	0.221
30	85	ROBINSON	1:40.877	22	TRUNDLE	38.058	30	22	TRUNDLE	2:18.307	2:18.307	0.000

BMCRC - MRO Championships 2022 - Rnd 4 @ Oulton Park

DART Motorsport MRO 600 / GP2 & Clubman 600

QUALIFYING - STATISTICS

Competitors Started	30
Planned Start	2022-06-03 @ 10:10:00.000
Actual Start	2022-06-03 @ 09:54:48.981
Finish Time	2022-06-03 @ 10:06:48.406
Track Length	2.6920mi.
Total Laps	172
Total Distance Covered	463.0289mi.

Session Fastest Lap History

NO	CL	NAME	LAP TIME	TIME OF DAY	LAP	VEHICLE
14		Lewis ARROWSMITH	2:09.609	09:57:06.197	1	Honda CBR600
14		Lewis ARROWSMITH	2:01.290	09:59:07.486	2	Honda CBR600
14		Lewis ARROWSMITH	1:59.736	10:01:07.222	3	Honda CBR600
321		Martin MORRIS	1:58.965	10:03:31.890	4	Kawasaki ZX6R
321		Martin MORRIS	1:58.560	10:05:30.450	5	Kawasaki ZX6R

Flag History

TYPE	TIME OF DAY
GREEN	09:54:48.981
FINISH	10:06:48.406

Flag Statistics

TYPE	COUNT	TOTAL LAPS	TOTAL TIME
Green	1	6	14:35.235
Red	0	0	0.000
Safety Car	0	0	0.000
FCY	0	0	0.000

BMCRC - MRO Championships 2022 - Rnd 4 @ Oulton Park

DART Motorsport MRO 600 / GP2 & Clubman 600

QUALIFYING - STATISTICS

CLASS :

14 Starters

Fastest Lap History

NO	NAME	LAP TIME	TIME OF DAY	LAP	VEHICLE
14	Lewis ARROWSMITH	2:09.609	09:57:06.197	1	Honda CBR600
14	Lewis ARROWSMITH	2:01.290	09:59:07.486	2	Honda CBR600
14	Lewis ARROWSMITH	1:59.736	10:01:07.222	3	Honda CBR600
321	Martin MORRIS	1:58.965	10:03:31.890	4	Kawasaki ZX6R
321	Martin MORRIS	1:58.560	10:05:30.450	5	Kawasaki ZX6R

BMCRC - MRO Championships 2022 - Rnd 4 @ Oulton Park

DART Motorsport MRO 600 / GP2 & Clubman 600

QUALIFYING - STATISTICS

CLASS : C

15 Starters

Fastest Lap History

NO	NAME	LAP TIME	TIME OF DAY	LAP	VEHICLE
212	Matt PALLETT	2:24.239	09:57:21.654	1	Yamaha R6
511	Ross CLARKE	2:23.722	09:57:22.538	1	Kawasaki ZX600RR
73	Jamie THOMAS	2:19.272	09:57:23.509	1	Yamaha R6
19	Arran HANDS	2:17.115	09:58:09.740	1	Triumph Daytona 675
212	Matt PALLETT	2:11.928	09:59:33.581	2	Yamaha R6
64	Stuart REECE	2:11.383	09:59:37.629	2	Kawasaki ZX-6R
30	Owen MELLOR	2:09.813	09:59:38.738	2	Kawaski ZX-6
73	Jamie THOMAS	2:09.317	10:01:45.033	3	Yamaha R6
30	Owen MELLOR	2:08.430	10:01:47.168	3	Kawaski ZX-6
19	Arran HANDS	2:07.901	10:02:27.619	3	Triumph Daytona 675
73	Jamie THOMAS	2:06.500	10:03:51.533	4	Yamaha R6
73	Jamie THOMAS	2:03.738	10:05:55.271	5	Yamaha R6
73	Jamie THOMAS	2:02.405	10:07:57.676	6	Yamaha R6

BMCRC - MRO Championships 2022 - Rnd 4 @ Oulton Park

DART Motorsport MRO 600 / GP2 & Clubman 600

QUALIFYING - STATISTICS

CLASS : GP2

1 Starters

Fastest Lap History

NO	NAME	LAP TIME	TIME OF DAY	LAP	VEHICLE
661	Cameron HARRIS	2:23.035	09:57:19.830	1	Triumph 675R
661	Cameron HARRIS	2:14.345	09:59:34.174	2	Triumph 675R
661	Cameron HARRIS	2:11.542	10:01:45.716	3	Triumph 675R
661	Cameron HARRIS	2:11.461	10:03:57.177	4	Triumph 675R

DART Motorsport MRO 600 / GP2 & Clubman 600

RACE 6 - GRID (6 Laps)

ROW 11		32	78 Mark EVANS	31	41 Lynden LEATHERLAND					
ROW 10	2:18.307	30	22 Toby TRUNDLE	2:18.104	29	85 James ROBINSON	2:13.830	28	168 Aaron DALRYMPLE	
ROW 9		2:13.065	27	132 Mitchell GILBERT	2:11.461	26	661 Cameron HARRIS	2:10.928	25	470 Joe FARRAGHER
ROW 8	2:10.329	24	961 Jack SIM	2:09.761	23	152 Samuel MOUSLEY	2:09.157	22	188 Dawid KRAWIECKI	
ROW 7		2:09.134	21	151 Chloe JONES	2:08.392	20	212 Matt PALLETT	2:08.353	19	62 Oliver NUNN
ROW 6	2:08.134	18	86 David POWLEY	2:07.981	17	185 Izaak ALDRED	2:07.804	16	82 James BULL	
ROW 5		2:07.377	15	45 Jake MARSH	2:06.094	14	67 Andy LOVETT	2:05.941	13	33 Aaren CARPENTER
ROW 4	2:05.489	12	30 Owen MELLOR	2:05.437	11	19 Arran HANDS	2:05.312	10	169 Gareth CUNNINGHAM	
ROW 3		2:04.909	9	64 Stuart REECE	2:04.338	8	511 Ross CLARKE	2:03.641	7	13 Doug EDMONDSON
ROW 2	2:03.290	6	37 Alex LATHAM	2:02.847	5	818 Alex BARKER	2:02.405	4	73 Jamie THOMAS	
ROW 1		1:59.868	3	81 Barry DIMELOW	1:59.736	2	14 Lewis ARROWSMITH	1:58.560	1	321 Martin MORRIS
Pole										

Oulton Park International: 2.6920 miles

These results are provisional until the conclusion of any judicial and technical matters.

Clerk Of Course :	Stewards :	Timekeeper : Richard Evans
-------------------	------------	----------------------------

Results can be found at www.tsl-timing.com

Printed - 10:14 Friday, 03 June 2022



BMCRC - MRO Championships 2022 - Rnd 4 @ Oulton Park



DART Motorsport MRO 600 / GP2 & Clubman 600

RACE 6 - CLASSIFICATION

POS	NO	CL	PIC NAME	ENTRY	LAPS	TIME	GAP	DIFF	MPH	BEST	ON
1	81		1 Barry DIMELow	Kawasaki ZX6R - AJC CONSTRUCTION	6	10:27.594			92.65	1:43.441	2
2	14		2 Lewis ARROWSMITH	Honda CBR600 -	6	10:37.393	9.799	9.799	91.22	1:44.902	3
3	82		3 James BULL	Kawasaki ZX6R 636 - team bull racing	6	10:43.767	16.173	6.374	90.32	1:45.205	6
4	321		4 Martin MORRIS	Kawasaki ZX6R - Morris Racing, Obsession Enginee	6	10:45.224	17.630	1.457	90.12	1:45.389	6
5	30	C	1 Owen MELLOR	Kawaski ZX-6 - BDS Motorcycles	6	10:45.468	17.874	0.244	90.08	1:45.799	5
6	37		5 Alex LATHAM	Triumph Daytona - BR-8 / McCrash Racing	6	10:52.250	24.656	6.782	89.14	1:46.692	4
7	169		6 Gareth CUNNINGHAM	Yamaha R6 - Burnham cars ltd	6	10:52.479	24.885	0.229	89.11	1:47.109	5
8	818		7 Alex BARKER	Yamaha R6 - Barker Woodrow LTD & Foundry Tyres	6	10:53.386	25.792	0.907	88.99	1:46.783	6
9	41		8 Lynden LEATHERLAND	Yamaha R6 - GL fabrications	6	10:53.521	25.927	0.135	88.97	1:44.905	5
10	212	C	2 Matt PALLET	Yamaha R6 - BDA Chartered Architects	6	10:59.360	31.766	5.839	88.18	1:46.610	6
11	661	GP2	1 Cameron HARRIS	Triumph 675R - Harris / Tony Scott Motorsport	6	10:59.653	32.059	0.293	88.14	1:46.733	5
12	188		9 Dawid KRAWIECKI	Yamaha R6 - Code Blue LTD & D A East Electrical	6	11:03.796	36.202	4.143	87.59	1:48.491	5
13	132	C	3 Mitchell GILBERT	Yamaha R6 - The Asap group	6	11:07.422	39.828	3.626	87.12	1:48.295	6
14	961		10 Jack SIM	Kawasaki ZX6 R - Vanguard Motorsport, Platform Lif	6	11:07.775	40.181	0.353	87.07	1:48.285	6
15	470		11 Joe FARRAGHER	Kawasaki ZX6R - J C Utilities Ltd	6	11:07.865	40.271	0.090	87.06	1:47.527	6
16	64	C	4 Stuart REECE	Kawasaki ZX-6R - Sheffield Precision	6	11:10.192	42.598	2.327	86.76	1:49.568	6
17	19	C	5 Arran HANDS	Triumph Daytona 675 - Dura Flue	6	11:12.078	44.484	1.886	86.51	1:49.777	2
18	33	C	6 Aaren CARPENTER	Kawasaki ZX6R - Slugcrow Racing	6	11:13.470	45.876	1.392	86.34	1:49.999	5
19	151		12 Chloe JONES	Yamaha R6 -	6	11:15.495	47.901	2.025	86.08	1:49.083	6
20	152	C	7 Samuel MOUSLEY	Yamaha R6 - Orthrus Racing	6	11:20.895	53.301	5.400	85.39	1:49.659	6
21	67		13 Andy LOVETT	Honda CBR 600 - awl engineering	6	11:24.009	56.415	3.114	85.01	1:51.654	5
22	86	C	8 David POWLEY	Honda CBR600RR -	6	11:29.195	1:01.601	5.186	84.37	1:52.442	4
23	73	C	9 Jamie THOMAS	Yamaha R6 - Team RubyRacing	6	11:31.847	1:04.253	2.652	84.04	1:53.533	6
24	85		14 James ROBINSON	Yamaha R6 - claire palastanga ceramics	6	11:32.592	1:04.998	0.745	83.95	1:52.774	2
25	22	C	10 Toby TRUNDLE	Yamaha YZF-R6 - Harris Motorcycles - Harlow	6	11:39.458	1:11.864	6.866	83.13	1:54.164	6
26	185	C	11 Izaak ALDRED	Yamaha R6 -	6	11:39.560	1:11.966	0.102	83.12	1:53.055	4
27	168	C	12 Aaron DALRYMPLE	Yamaha R6 - Team Xclusiv	6	11:39.885	1:12.291	0.325	83.08	1:53.486	4
28	45	C	13 Jake MARSH	Kawasaki ZX6R - Zipped Up Racing	6	11:43.007	1:15.413	3.122	82.71	1:53.791	4
29	62	C	14 Oliver NUNN	Yamaha R6 - Intertech UK & STVL	6	11:43.268	1:15.674	0.261	82.68	1:54.151	6

NOT CLASSIFIED

DNF	78	GP2	Mark EVANS	Harris Moto2 - PHG contracting	3	6:18.022	3 Laps	3 Laps	76.91	1:53.184	2
DNF	511	C	Ross CLARKE	Kawasaki ZX600RR - Ross clarke Farriery	1	2:26.044	5 Laps	2 Laps	66.35		
DNF	13		Doug EDMONDSON	Triumph Daytona - Stan Stephens Tuning	1	2:34.011	5 Laps	7.967	62.92		

FASTEST LAP

81	Barry DIMELow	Kawasaki ZX6R - AJC CONSTRUCTION	2	1:43.441	93.68 mph	150.77 kph
30	C Owen MELLOR	Kawaski ZX-6 - BDS Motorcycles	5	1:45.799	91.60 mph	147.41 kph
661	GP2 Cameron HARRIS	Triumph 675R - Harris / Tony Scott Motorsport	5	1:46.733	90.79 mph	146.12 kph

Class - 92.5% of Race Speed = 85.70 mph
 Class C - 92.5% of Race Speed = 83.32 mph
 Class GP2 - 92.5% of Race Speed = 81.52 mph

Weather / Track : Cloudy / Dry

These results are provisional until the conclusion of any judicial and technical matters.

Race Distance: 6 Laps / 16.15 miles
 Oulton Park International: 2.6920 miles
 Date: 03/06/2022 Start: 13:06 Finish: 13:16

Clerk Of Course :	Stewards :	Timekeeper : Richard Evans
-------------------	------------	----------------------------

Results can be found at www.tsl-timing.com

Printed - 13:20 Friday, 03 June 2022



BMCRC - MRO Championships 2022 - Rnd 4 @ Oulton Park

DART Motorsport MRO 600 / GP2 & Clubman 600

RACE 6 - LAP CHART

LAP 1 @ 13:08:17.558

NO	BEHIND	LAP TIME
81		1:47.752
14	0.869	1:48.621
818	5.101	1:52.853
30	5.220	1:52.972
321	5.509	1:53.261
37	5.978	1:53.730
82	6.067	1:53.819
169	7.271	1:55.023
19	10.030	1:57.782
73	10.060	1:57.812
188	10.266	1:58.018
64	11.197	1:58.949
661	11.444	1:59.196
132	11.649	1:59.401
961	11.975	1:59.727
212	12.206	1:59.958
41	12.624	2:00.376
33	13.267	2:01.019
67	14.344	2:02.096
86	14.869	2:02.621
151	14.922	2:02.674
470	15.058	2:02.810
78	15.355	2:03.107
152	16.448	2:04.200
185	17.401	2:05.153
85	17.578	2:05.330
22	18.143	2:05.895
168	18.358	2:06.110
45	20.169	2:07.921
62	20.367	2:08.119
511	38.292	2:26.044 P
13	46.259	2:34.011 P

LAP 3 @ 13:11:44.702

NO	BEHIND	LAP TIME
81		1:43.703
14	4.440	1:44.902
30	11.945	1:46.712
82	12.065	1:46.137
321	12.907	1:47.102
37	14.082	1:47.043
818	15.402	1:48.122
169	15.600	1:47.574
41	22.066	1:47.537
188	22.093	1:49.283
661	22.384	1:49.302
212	23.518	1:49.071
19	24.000	1:51.337
64	24.535	1:50.329
961	25.359	1:49.852
132	25.392	1:49.542
33	27.820	1:50.666
470	28.207	1:49.743
151	30.344	1:51.081
73	32.081	1:54.651
67	32.730	1:51.938
152	35.088	1:52.627
86	35.680	1:53.633
85	36.424	1:53.216
22	40.508	1:55.067
168	42.573	1:54.476
185	43.479	1:55.556
45	44.058	1:54.630
62	45.357	1:55.641
78	1:03.126	2:21.731 P

LAP 5 @ 13:15:12.368

NO	BEHIND	LAP TIME
81		1:43.899
14	8.399	1:46.413
82	16.000	1:45.931
30	16.987	1:45.799
321	17.273	1:45.780
37	20.721	1:47.613
169	22.613	1:47.109
818	24.041	1:47.241
41	25.366	1:44.905
661	29.160	1:46.733
212	30.188	1:46.747
188	32.622	1:48.491
132	36.565	1:49.088
961	36.928	1:49.284
470	37.776	1:48.763
64	38.062	1:50.927
19	39.145	1:50.348
33	40.676	1:49.999
151	43.850	1:50.082
152	48.674	1:50.601
67	49.389	1:51.654
86	54.028	1:53.572
73	55.752	1:55.765
85	56.084	1:53.938
22	1:02.732	1:54.781
185	1:02.910	1:54.042
168	1:03.394	1:55.001
45	1:05.860	1:55.677
62	1:06.555	1:54.213

62 1:15.674 1:54.151

LAP 2 @ 13:10:00.999

NO	BEHIND	LAP TIME
81		1:43.441
14	3.241	1:45.813
30	8.936	1:47.157
321	9.508	1:47.440
82	9.631	1:47.005
37	10.742	1:48.205
818	10.983	1:49.323
169	11.729	1:47.899
19	16.366	1:49.777
188	16.513	1:49.688
661	16.785	1:48.782
64	17.909	1:50.153
212	18.150	1:49.385
41	18.232	1:49.049
961	19.210	1:50.676
132	19.553	1:51.345
33	20.857	1:51.031
73	21.133	1:54.514
470	22.167	1:50.550
151	22.966	1:51.485
67	24.495	1:53.592
78	25.098	1:53.184
86	25.750	1:54.322
152	26.164	1:53.157
85	26.911	1:52.774
22	29.144	1:54.442
185	31.626	1:57.666
168	31.800	1:56.883

LAP 4 @ 13:13:28.469

NO	BEHIND	LAP TIME
81		1:43.767
14	5.885	1:45.212
82	13.968	1:45.670
30	15.087	1:46.909
321	15.392	1:46.252
37	17.007	1:46.692
169	19.403	1:47.570
818	20.699	1:49.064
41	24.360	1:46.061
661	26.326	1:47.709
212	27.340	1:47.589
188	28.030	1:49.704
64	31.034	1:50.266
132	31.376	1:49.751
961	31.543	1:49.951
19	32.696	1:52.463
470	32.912	1:48.472
33	34.576	1:50.523
151	37.667	1:51.090
67	41.634	1:52.671
152	41.972	1:50.651
73	43.886	1:55.572
86	44.355	1:52.442
85	46.045	1:53.388
22	51.850	1:55.109
168	52.292	1:53.486
185	52.767	1:53.055

LAP 6 @ 13:16:57.400

NO	BEHIND	LAP TIME
81		1:45.032
14	9.799	1:46.432
82	16.173	1:45.205
321	17.630	1:45.389
30	17.874	1:45.919
37	24.656	1:48.967
169	24.885	1:47.304
818	25.792	1:46.783
41	25.927	1:45.593
212	31.766	1:46.610
661	32.059	1:47.931
188	36.202	1:48.612
132	39.828	1:48.295
961	40.181	1:48.285
470	40.271	1:47.527
64	42.598	1:49.568
19	44.484	1:50.371
33	45.876	1:50.232
151	47.901	1:49.083
152	53.301	1:49.659
67	56.415	1:52.058
86	1:01.601	1:52.605
73	1:04.253	1:53.533
85	1:04.998	1:53.946
22	1:11.864	1:54.164
185	1:11.966	1:54.088
168	1:12.291	1:53.929
45	1:15.413	1:54.585

Weather / Track : Cloudy / Dry

Oulton Park International: 2.6920 miles
Date: 03/06/2022 Start: 13:06 Finish: 13:16

Results can be found at www.tsl-timing.com

Printed - 13:21 Friday, 03 June 2022

BMCRC - MRO Championships 2022 - Rnd 4 @ Oulton Park

DART Motorsport MRO 600 / GP2 & Clubman 600

RACE 6 - SECTOR ANALYSIS



SECTOR 1 = FL to I1, SECTOR 2 = I1 to FL, DIFF = Difference To Personal Best Lap, P = Crossed Finish Line in Pit Lane, D = Time Disallowed

P1 81		Barry DIMELow		Kawasaki ZX6R - AJC CONSTRUCTION		
IDEAL LAP TIME : 1:43.430		BEST LAP TIME : 1:43.441		DIFFERENCE : 0.011		
LAP	SECTOR 1	SECTOR 2	LAP TIME	MPH	DIFF	TIME OF DAY
1 -		28.282	1:47.752	89.94	4.311	13:08:17.558
2 -	1:15.225	28.216	1:43.441 (1)	93.68		13:10:00.999
3 -	1:15.214	28.489	1:43.703 (2)	93.45	0.262	13:11:44.702
4 -	1:15.514	28.253	1:43.767 (3)	93.39	0.326	13:13:28.469
5 -	1:15.479	28.420	1:43.899	93.27	0.458	13:15:12.368
6 -	1:16.156	28.876	1:45.032	92.27	1.591	13:16:57.400

P2 14		Lewis ARROWSMITH		Honda CBR600 -		
IDEAL LAP TIME : 1:44.081		BEST LAP TIME : 1:44.902		DIFFERENCE : 0.821		
LAP	SECTOR 1	SECTOR 2	LAP TIME	MPH	DIFF	TIME OF DAY
1 -		28.472	1:48.621	89.22	3.719	13:08:18.427
2 -	1:15.609	30.204	1:45.813 (3)	91.58	0.911	13:10:04.240
3 -	1:16.173	28.729	1:44.902 (1)	92.38		13:11:49.142
4 -	1:16.401	28.811	1:45.212 (2)	92.11	0.310	13:13:34.354
5 -	1:17.450	28.963	1:46.413	91.07	1.511	13:15:20.767
6 -	1:17.259	29.173	1:46.432	91.05	1.530	13:17:07.199

P3 82		James BULL		Kawasaki ZX6R 636 - team bull racing		
IDEAL LAP TIME : 1:45.205		BEST LAP TIME : 1:45.205		DIFFERENCE : 0.000		
LAP	SECTOR 1	SECTOR 2	LAP TIME	MPH	DIFF	TIME OF DAY
1 -		29.287	1:53.819	85.14	8.614	13:08:23.625
2 -	1:18.099	28.906	1:47.005	90.56	1.800	13:10:10.630
3 -	1:17.258	28.879	1:46.137	91.30	0.932	13:11:56.767
4 -	1:16.873	28.797	1:45.670 (2)	91.71	0.465	13:13:42.437
5 -	1:17.075	28.856	1:45.931 (3)	91.48	0.726	13:15:28.368
6 -	1:16.432	28.773	1:45.205 (1)	92.11		13:17:13.573

P4 321		Martin MORRIS		Kawasaki ZX6R - Morris Racing, Obsession Engineering		
IDEAL LAP TIME : 1:45.384		BEST LAP TIME : 1:45.389		DIFFERENCE : 0.005		
LAP	SECTOR 1	SECTOR 2	LAP TIME	MPH	DIFF	TIME OF DAY
1 -		29.522	1:53.261	85.56	7.872	13:08:23.067
2 -	1:18.130	29.310	1:47.440	90.20	2.051	13:10:10.507
3 -	1:18.065	29.037	1:47.102	90.48	1.713	13:11:57.609
4 -	1:17.194	29.058	1:46.252 (3)	91.21	0.863	13:13:43.861
5 -	1:16.953	28.827	1:45.780 (2)	91.61	0.391	13:15:29.641
6 -	1:16.557	28.832	1:45.389 (1)	91.95		13:17:15.030

P5 30 C		Owen MELLOR		Kawaski ZX-6 - BDS Motorcycles		
IDEAL LAP TIME : 1:45.663		BEST LAP TIME : 1:45.799		DIFFERENCE : 0.136		
LAP	SECTOR 1	SECTOR 2	LAP TIME	MPH	DIFF	TIME OF DAY
1 -		29.468	1:52.972	85.78	7.173	13:08:22.778
2 -	1:17.993	29.164	1:47.157	90.44	1.358	13:10:09.935
3 -	1:17.658	29.054	1:46.712 (3)	90.81	0.913	13:11:56.647
4 -	1:17.810	29.099	1:46.909	90.65	1.110	13:13:43.556
5 -	1:16.837	28.962	1:45.799 (1)	91.60		13:15:29.355
6 -	1:17.093	28.826	1:45.919 (2)	91.49	0.120	13:17:15.274

P6 37		Alex LATHAM		Triumph Daytona - BR-8 / McCrash Racing		
IDEAL LAP TIME : 1:46.662		BEST LAP TIME : 1:46.692		DIFFERENCE : 0.030		
LAP	SECTOR 1	SECTOR 2	LAP TIME	MPH	DIFF	TIME OF DAY
1 -		29.617	1:53.730	85.21	7.038	13:08:23.536
2 -	1:18.606	29.599	1:48.205	89.56	1.513	13:10:11.741
3 -	1:17.653	29.390	1:47.043 (2)	90.53	0.351	13:11:58.784
4 -	1:17.272	29.420	1:46.692 (1)	90.83		13:13:45.476
5 -	1:17.609	30.004	1:47.613 (3)	90.05	0.921	13:15:33.089
6 -	1:19.056	29.911	1:48.967	88.93	2.275	13:17:22.056

BMCRC - MRO Championships 2022 - Rnd 4 @ Oulton Park

DART Motorsport MRO 600 / GP2 & Clubman 600

RACE 6 - SECTOR ANALYSIS



SECTOR 1 = FL to I1, SECTOR 2 = I1 to FL, DIFF = Difference To Personal Best Lap, P = Crossed Finish Line in Pit Lane, D = Time Disallowed

P7 169		Gareth CUNNINGHAM		Yamaha R6 - Burnham cars ltd		
IDEAL LAP TIME : 1:47.109		BEST LAP TIME : 1:47.109		DIFFERENCE : 0.000		
LAP	SECTOR 1	SECTOR 2	LAP TIME	MPH	DIFF	TIME OF DAY
1 -		29.367	1:55.023	84.25	7.914	13:08:24.829
2 -	1:18.633	29.266	1:47.899	89.81	0.790	13:10:12.728
3 -	1:18.275	29.299	1:47.574	90.08	0.465	13:12:00.302
4 -	1:18.216	29.354	1:47.570 (3)	90.09	0.461	13:13:47.872
5 -	1:17.957	29.152	1:47.109 (1)	90.48		13:15:34.981
6 -	1:17.994	29.310	1:47.304 (2)	90.31	0.195	13:17:22.285

P8 818		Alex BARKER		Yamaha R6 - Barker Woodrow LTD & Foundry Tyres LTD		
IDEAL LAP TIME : 1:46.783		BEST LAP TIME : 1:46.783		DIFFERENCE : 0.000		
LAP	SECTOR 1	SECTOR 2	LAP TIME	MPH	DIFF	TIME OF DAY
1 -		29.524	1:52.853	85.87	6.070	13:08:22.659
2 -	1:19.803	29.520	1:49.323	88.64	2.540	13:10:11.982
3 -	1:18.631	29.491	1:48.122 (3)	89.63	1.339	13:12:00.104
4 -	1:19.480	29.584	1:49.064	88.85	2.281	13:13:49.168
5 -	1:18.029	29.212	1:47.241 (2)	90.36	0.458	13:15:36.409
6 -	1:17.663	29.120	1:46.783 (1)	90.75		13:17:23.192

P9 41		Lynden LEATHERLAND		Yamaha R6 - GL fabrications		
IDEAL LAP TIME : 1:44.825		BEST LAP TIME : 1:44.905		DIFFERENCE : 0.080		
LAP	SECTOR 1	SECTOR 2	LAP TIME	MPH	DIFF	TIME OF DAY
1 -		29.501	2:00.376	80.50	15.471	13:08:30.182
2 -	1:19.530	29.519	1:49.049	88.87	4.144	13:10:19.231
3 -	1:17.895	29.642	1:47.537	90.12	2.632	13:12:06.768
4 -	1:17.473	28.588	1:46.061 (3)	91.37	1.156	13:13:52.829
5 -	1:16.237	28.668	1:44.905 (1)	92.38		13:15:37.734
6 -	1:16.471	29.122	1:45.593 (2)	91.77	0.688	13:17:23.327

P10 212 C		Matt PALLETT		Yamaha R6 - BDA Chartered Architects		
IDEAL LAP TIME : 1:46.416		BEST LAP TIME : 1:46.610		DIFFERENCE : 0.194		
LAP	SECTOR 1	SECTOR 2	LAP TIME	MPH	DIFF	TIME OF DAY
1 -		29.531	1:59.958	80.78	13.348	13:08:29.764
2 -	1:19.756	29.629	1:49.385	88.59	2.775	13:10:19.149
3 -	1:19.356	29.715	1:49.071	88.85	2.461	13:12:08.220
4 -	1:18.442	29.147	1:47.589 (3)	90.07	0.979	13:13:55.809
5 -	1:17.619	29.128	1:46.747 (2)	90.78	0.137	13:15:42.556
6 -	1:17.288	29.322	1:46.610 (1)	90.90		13:17:29.166

P11 661 GP2		Cameron HARRIS		Triumph 675R - Harris / Tony Scott Motorsport		
IDEAL LAP TIME : 1:46.733		BEST LAP TIME : 1:46.733		DIFFERENCE : 0.000		
LAP	SECTOR 1	SECTOR 2	LAP TIME	MPH	DIFF	TIME OF DAY
1 -		29.807	1:59.196	81.30	12.463	13:08:29.002
2 -	1:18.680	30.102	1:48.782	89.08	2.049	13:10:17.784
3 -	1:19.165	30.137	1:49.302	88.66	2.569	13:12:07.086
4 -	1:18.464	29.245	1:47.709 (2)	89.97	0.976	13:13:54.795
5 -	1:17.495	29.238	1:46.733 (1)	90.79		13:15:41.528
6 -	1:17.867	30.064	1:47.931 (3)	89.79	1.198	13:17:29.459

P12 188		Dawid KRAWIECKI		Yamaha R6 - Code Blue LTD & D A East Electrical		
IDEAL LAP TIME : 1:48.390		BEST LAP TIME : 1:48.491		DIFFERENCE : 0.101		
LAP	SECTOR 1	SECTOR 2	LAP TIME	MPH	DIFF	TIME OF DAY
1 -		30.041	1:58.018	82.11	9.527	13:08:27.824
2 -	1:19.594	30.094	1:49.688	88.35	1.197	13:10:17.512
3 -	1:19.236	30.047	1:49.283 (3)	88.68	0.792	13:12:06.795
4 -	1:19.389	30.315	1:49.704	88.34	1.213	13:13:56.499
5 -	1:18.887	29.604	1:48.491 (1)	89.32		13:15:44.990
6 -	1:18.786	29.826	1:48.612 (2)	89.22	0.121	13:17:33.602

BMCRC - MRO Championships 2022 - Rnd 4 @ Oulton Park

DART Motorsport MRO 600 / GP2 & Clubman 600

RACE 6 - SECTOR ANALYSIS



SECTOR 1 = FL to I1, SECTOR 2 = I1 to FL, DIFF = Difference To Personal Best Lap, P = Crossed Finish Line in Pit Lane, D = Time Disallowed

P13 132 C Mitchell GILBERT		Yamaha R6 - The Asap group				
IDEAL LAP TIME : 1:48.295		BEST LAP TIME : 1:48.295		DIFFERENCE : 0.000		
LAP	SECTOR 1	SECTOR 2	LAP TIME	MPH	DIFF	TIME OF DAY
1 -		30.437	1:59.401	81.16	11.106	13:08:29.207
2 -	1:21.451	29.894	1:51.345	87.03	3.050	13:10:20.552
3 -	1:19.599	29.943	1:49.542 (3)	88.47	1.247	13:12:10.094
4 -	1:19.424	30.327	1:49.751	88.30	1.456	13:13:59.845
5 -	1:19.364	29.724	1:49.088 (2)	88.83	0.793	13:15:48.933
6 -	1:18.628	29.667	1:48.295 (1)	89.48		13:17:37.228

P14 961 Jack SIM		Kawasaki ZX6 R - Vanguard Motorsport, Platform Lift Engineers				
IDEAL LAP TIME : 1:48.228		BEST LAP TIME : 1:48.285		DIFFERENCE : 0.057		
LAP	SECTOR 1	SECTOR 2	LAP TIME	MPH	DIFF	TIME OF DAY
1 -		29.723	1:59.727	80.94	11.442	13:08:29.533
2 -	1:21.032	29.644	1:50.676	87.56	2.391	13:10:20.209
3 -	1:20.244	29.608	1:49.852 (3)	88.22	1.567	13:12:10.061
4 -	1:20.116	29.835	1:49.951	88.14	1.666	13:14:00.012
5 -	1:19.563	29.721	1:49.284 (2)	88.67	0.999	13:15:49.296
6 -	1:18.620	29.665	1:48.285 (1)	89.49		13:17:37.581

P15 470 Joe FARRAGHER		Kawasaki ZX6R - J C Utilities Ltd				
IDEAL LAP TIME : 1:47.527		BEST LAP TIME : 1:47.527		DIFFERENCE : 0.000		
LAP	SECTOR 1	SECTOR 2	LAP TIME	MPH	DIFF	TIME OF DAY
1 -		30.729	2:02.810	78.91	15.283	13:08:32.616
2 -	1:20.557	29.993	1:50.550	87.66	3.023	13:10:23.166
3 -	1:20.053	29.690	1:49.743	88.30	2.216	13:12:12.909
4 -	1:18.922	29.550	1:48.472 (2)	89.34	0.945	13:14:01.381
5 -	1:19.259	29.504	1:48.763 (3)	89.10	1.236	13:15:50.144
6 -	1:18.196	29.331	1:47.527 (1)	90.12		13:17:37.671

P16 64 C Stuart REECE		Kawasaki ZX-6R - Sheffield Precision				
IDEAL LAP TIME : 1:49.344		BEST LAP TIME : 1:49.568		DIFFERENCE : 0.224		
LAP	SECTOR 1	SECTOR 2	LAP TIME	MPH	DIFF	TIME OF DAY
1 -		30.361	1:58.949	81.47	9.381	13:08:28.755
2 -	1:20.165	29.988	1:50.153 (2)	87.98	0.585	13:10:18.908
3 -	1:19.902	30.427	1:50.329	87.84	0.761	13:12:09.237
4 -	1:19.886	30.380	1:50.266 (3)	87.89	0.698	13:13:59.503
5 -	1:20.635	30.292	1:50.927	87.36	1.359	13:15:50.430
6 -	1:19.356	30.212	1:49.568 (1)	88.45		13:17:39.998

P17 19 C Arran HANDS		Triumph Daytona 675 - Dura Flue				
IDEAL LAP TIME : 1:49.559		BEST LAP TIME : 1:49.777		DIFFERENCE : 0.218		
LAP	SECTOR 1	SECTOR 2	LAP TIME	MPH	DIFF	TIME OF DAY
1 -		30.058	1:57.782	82.28	8.005	13:08:27.588
2 -	1:19.723	30.054	1:49.777 (1)	88.28		13:10:17.365
3 -	1:20.841	30.496	1:51.337	87.04	1.560	13:12:08.702
4 -	1:22.590	29.873	1:52.463	86.17	2.686	13:14:01.165
5 -	1:20.512	29.836	1:50.348 (2)	87.82	0.571	13:15:51.513
6 -	1:20.103	30.268	1:50.371 (3)	87.80	0.594	13:17:41.884

P18 33 C Aaren CARPENTER		Kawasaki ZX6R - Slugcrow Racing				
IDEAL LAP TIME : 1:49.999		BEST LAP TIME : 1:49.999		DIFFERENCE : 0.000		
LAP	SECTOR 1	SECTOR 2	LAP TIME	MPH	DIFF	TIME OF DAY
1 -		30.462	2:01.019	80.08	11.020	13:08:30.825
2 -	1:20.243	30.788	1:51.031	87.28	1.032	13:10:21.856
3 -	1:20.118	30.548	1:50.666	87.57	0.667	13:12:12.522
4 -	1:20.070	30.453	1:50.523 (3)	87.68	0.524	13:14:03.045
5 -	1:19.607	30.392	1:49.999 (1)	88.10		13:15:53.044
6 -	1:19.705	30.527	1:50.232 (2)	87.91	0.233	13:17:43.276

BMCRC - MRO Championships 2022 - Rnd 4 @ Oulton Park

DART Motorsport MRO 600 / GP2 & Clubman 600

RACE 6 - SECTOR ANALYSIS



SECTOR 1 = FL to I1, SECTOR 2 = I1 to FL, DIFF = Difference To Personal Best Lap, P = Crossed Finish Line in Pit Lane, D = Time Disallowed

P19 151		Chloe JONES		Yamaha R6 -		
IDEAL LAP TIME : 1:49.083		BEST LAP TIME : 1:49.083		DIFFERENCE : 0.000		
LAP	SECTOR 1	SECTOR 2	LAP TIME	MPH	DIFF	TIME OF DAY
1 -		30.812	2:02.674	79.00	13.591	13:08:32.480
2 -	1:21.415	30.070	1:51.485	86.92	2.402	13:10:23.965
3 -	1:20.870	30.211	1:51.081 (3)	87.24	1.998	13:12:15.046
4 -	1:20.760	30.330	1:51.090	87.23	2.007	13:14:06.136
5 -	1:19.996	30.086	1:50.082 (2)	88.03	0.999	13:15:56.218
6 -	1:19.303	29.780	1:49.083 (1)	88.84		13:17:45.301

P20 152 C		Samuel MOUSLEY		Yamaha R6 - Orthrus Racing		
IDEAL LAP TIME : 1:49.562		BEST LAP TIME : 1:49.659		DIFFERENCE : 0.097		
LAP	SECTOR 1	SECTOR 2	LAP TIME	MPH	DIFF	TIME OF DAY
1 -		31.638	2:04.200	78.02	14.541	13:08:34.006
2 -	1:22.125	31.032	1:53.157	85.64	3.498	13:10:27.163
3 -	1:22.357	30.270	1:52.627	86.04	2.968	13:12:19.790
4 -	1:20.673	29.978	1:50.651 (3)	87.58	0.992	13:14:10.441
5 -	1:20.567	30.034	1:50.601 (2)	87.62	0.942	13:16:01.042
6 -	1:19.584	30.075	1:49.659 (1)	88.37		13:17:50.701

P21 67		Andy LOVETT		Honda CBR 600 - awl engineering		
IDEAL LAP TIME : 1:51.067		BEST LAP TIME : 1:51.654		DIFFERENCE : 0.587		
LAP	SECTOR 1	SECTOR 2	LAP TIME	MPH	DIFF	TIME OF DAY
1 -		30.956	2:02.096	79.37	10.442	13:08:31.902
2 -	1:22.772	30.820	1:53.592	85.31	1.938	13:10:25.494
3 -	1:21.633	30.305	1:51.938 (2)	86.57	0.284	13:12:17.432
4 -	1:22.126	30.545	1:52.671	86.01	1.017	13:14:10.103
5 -	1:20.762	30.892	1:51.654 (1)	86.79		13:16:01.757
6 -	1:21.538	30.520	1:52.058 (3)	86.48	0.404	13:17:53.815

P22 86 C		David POWLEY		Honda CBR600RR -		
IDEAL LAP TIME : 1:52.295		BEST LAP TIME : 1:52.442		DIFFERENCE : 0.147		
LAP	SECTOR 1	SECTOR 2	LAP TIME	MPH	DIFF	TIME OF DAY
1 -		30.956	2:02.621	79.03	10.179	13:08:32.427
2 -	1:23.475	30.847	1:54.322	84.77	1.880	13:10:26.749
3 -	1:22.643	30.990	1:53.633	85.28	1.191	13:12:20.382
4 -	1:22.010	30.432	1:52.442 (1)	86.18		13:14:12.824
5 -	1:22.815	30.757	1:53.572 (3)	85.33	1.130	13:16:06.396
6 -	1:21.863	30.742	1:52.605 (2)	86.06	0.163	13:17:59.001

P23 73 C		Jamie THOMAS		Yamaha R6 - Team RubyRacing		
IDEAL LAP TIME : 1:52.838		BEST LAP TIME : 1:53.533		DIFFERENCE : 0.695		
LAP	SECTOR 1	SECTOR 2	LAP TIME	MPH	DIFF	TIME OF DAY
1 -		30.281	1:57.812	82.26	4.279	13:08:27.618
2 -	1:23.234	31.280	1:54.514 (2)	84.62	0.981	13:10:22.132
3 -	1:23.619	31.032	1:54.651 (3)	84.52	1.118	13:12:16.783
4 -	1:24.864	30.708	1:55.572	83.85	2.039	13:14:12.355
5 -	1:24.287	31.478	1:55.765	83.71	2.232	13:16:08.120
6 -	1:22.557	30.976	1:53.533 (1)	85.36		13:18:01.653

P24 85		James ROBINSON		Yamaha R6 - claire palastanga ceramics		
IDEAL LAP TIME : 1:52.463		BEST LAP TIME : 1:52.774		DIFFERENCE : 0.311		
LAP	SECTOR 1	SECTOR 2	LAP TIME	MPH	DIFF	TIME OF DAY
1 -		31.687	2:05.330	77.32	12.556	13:08:35.136
2 -	1:22.305	30.469	1:52.774 (1)	85.93		13:10:27.910
3 -	1:23.058	30.158	1:53.216 (2)	85.60	0.442	13:12:21.126
4 -	1:22.836	30.552	1:53.388 (3)	85.47	0.614	13:14:14.514
5 -	1:23.386	30.552	1:53.938	85.05	1.164	13:16:08.452
6 -	1:22.525	31.421	1:53.946	85.05	1.172	13:18:02.398

BMCRC - MRO Championships 2022 - Rnd 4 @ Oulton Park

DART Motorsport MRO 600 / GP2 & Clubman 600

RACE 6 - SECTOR ANALYSIS



SECTOR 1 = FL to I1, SECTOR 2 = I1 to FL, DIFF = Difference To Personal Best Lap, P = Crossed Finish Line in Pit Lane, D = Time Disallowed

P25 22 C		Toby TRUNDLE		Yamaha YZF-R6 - Harris Motorcycles - Harlow		
IDEAL LAP TIME : 1:53.998		BEST LAP TIME : 1:54.164		DIFFERENCE : 0.166		
LAP	SECTOR 1	SECTOR 2	LAP TIME	MPH	DIFF	TIME OF DAY
1 -		31.960	2:05.895	76.97	11.731	13:08:35.701
2 -	1:22.636	31.806	1:54.442 (2)	84.68	0.278	13:10:30.143
3 -	1:23.535	31.532	1:55.067	84.22	0.903	13:12:25.210
4 -	1:23.738	31.371	1:55.109	84.19	0.945	13:14:20.319
5 -	1:23.166	31.615	1:54.781 (3)	84.43	0.617	13:16:15.100
6 -	1:22.627	31.537	1:54.164 (1)	84.88		13:18:09.264

P26 185 C		Izaak ALDRED		Yamaha R6 -		
IDEAL LAP TIME : 1:53.055		BEST LAP TIME : 1:53.055		DIFFERENCE : 0.000		
LAP	SECTOR 1	SECTOR 2	LAP TIME	MPH	DIFF	TIME OF DAY
1 -		31.958	2:05.153	77.43	12.098	13:08:34.959
2 -	1:25.787	31.879	1:57.666	82.36	4.611	13:10:32.625
3 -	1:24.223	31.333	1:55.556	83.86	2.501	13:12:28.181
4 -	1:22.120	30.935	1:53.055 (1)	85.72		13:14:21.236
5 -	1:22.634	31.408	1:54.042 (2)	84.98	0.987	13:16:15.278
6 -	1:22.652	31.436	1:54.088 (3)	84.94	1.033	13:18:09.366

P27 168 C		Aaron DALRYMPLE		Yamaha R6 - Team Xclusiv		
IDEAL LAP TIME : 1:53.426		BEST LAP TIME : 1:53.486		DIFFERENCE : 0.060		
LAP	SECTOR 1	SECTOR 2	LAP TIME	MPH	DIFF	TIME OF DAY
1 -		31.278	2:06.110	76.84	12.624	13:08:35.916
2 -	1:25.293	31.590	1:56.883	82.91	3.397	13:10:32.799
3 -	1:23.650	30.826	1:54.476 (3)	84.65	0.990	13:12:27.275
4 -	1:22.600	30.886	1:53.486 (1)	85.39		13:14:20.761
5 -	1:24.046	30.955	1:55.001	84.27	1.515	13:16:15.762
6 -	1:23.053	30.876	1:53.929 (2)	85.06	0.443	13:18:09.691

P28 45 C		Jake MARSH		Kawasaki ZX6R - Zipped Up Racing		
IDEAL LAP TIME : 1:53.791		BEST LAP TIME : 1:53.791		DIFFERENCE : 0.000		
LAP	SECTOR 1	SECTOR 2	LAP TIME	MPH	DIFF	TIME OF DAY
1 -		32.544	2:07.921	75.75	14.130	13:08:37.727
2 -	1:24.745	31.658	1:56.403	83.25	2.612	13:10:34.130
3 -	1:23.442	31.188	1:54.630 (3)	84.54	0.839	13:12:28.760
4 -	1:22.632	31.159	1:53.791 (1)	85.16		13:14:22.551
5 -	1:24.264	31.413	1:55.677	83.77	1.886	13:16:18.228
6 -	1:22.906	31.679	1:54.585 (2)	84.57	0.794	13:18:12.813

P29 62 C		Oliver NUNN		Yamaha R6 - Intertechnic UK & STVL		
IDEAL LAP TIME : 1:54.122		BEST LAP TIME : 1:54.151		DIFFERENCE : 0.029		
LAP	SECTOR 1	SECTOR 2	LAP TIME	MPH	DIFF	TIME OF DAY
1 -		32.446	2:08.119	75.64	13.968	13:08:37.925
2 -	1:25.067	31.426	1:56.493	83.19	2.342	13:10:34.418
3 -	1:24.139	31.502	1:55.641	83.80	1.490	13:12:30.059
4 -	1:23.505	31.146	1:54.651 (3)	84.52	0.500	13:14:24.710
5 -	1:23.151	31.062	1:54.213 (2)	84.85	0.062	13:16:18.923
6 -	1:23.180	30.971	1:54.151 (1)	84.89		13:18:13.074

P30 78 GP2		Mark EVANS		Harris Moto2 - PHG contracting		
IDEAL LAP TIME : 1:53.136		BEST LAP TIME : 1:53.184		DIFFERENCE : 0.048		
LAP	SECTOR 1	SECTOR 2	LAP TIME	MPH	DIFF	TIME OF DAY
1 -		30.841	2:03.107	78.72	9.923	13:08:32.913
2 -	1:22.295	30.889	1:53.184 (1)	85.62		13:10:26.097
3 -	1:35.797	IN PIT	2:21.731 P	68.37	28.547	13:12:47.828

BMCRC - MRO Championships 2022 - Rnd 4 @ Oulton Park

DART Motorsport MRO 600 / GP2 & Clubman 600

RACE 6 - SECTOR ANALYSIS



SECTOR 1 = FL to I1, SECTOR 2 = I1 to FL, DIFF = Difference To Personal Best Lap, P = Crossed Finish Line in Pit Lane, D = Time Disallowed

P31 511 C		Ross CLARKE		Kawasaki ZX600RR - Ross clarke Farriery		
IDEAL LAP TIME :		BEST LAP TIME :		DIFFERENCE :		
LAP	SECTOR 1	SECTOR 2	LAP TIME	MPH	DIFF	TIME OF DAY
1 -		IN PIT	2:26.044 P	66.35		13:08:55.850

P32 13		Doug EDMONDSON		Triumph Daytona - Stan Stephens Tuning		
IDEAL LAP TIME :		BEST LAP TIME :		DIFFERENCE :		
LAP	SECTOR 1	SECTOR 2	LAP TIME	MPH	DIFF	TIME OF DAY
1 -		IN PIT	2:34.011 P	62.92		13:09:03.817

BMCRC - MRO Championships 2022 - Rnd 4 @ Oulton Park

DART Motorsport MRO 600 / GP2 & Clubman 600

RACE 6 - BEST SECTORS

SECTOR 1			SECTOR 2			IDEAL / BEST COMPARISON						
POS	NO	NAME	TIME	NO	NAME	TIME	POS	NO	NAME	IDEAL	BEST	DIFF
									PERFECT LAP	1:43.430		
1	81	DIMELOW	1:15.214	81	DIMELOW	28.216	1	81	DIMELOW	1:43.430	1:43.441	0.011
2	14	ARROWSMITH	1:15.609	14	ARROWSMITH	28.472	2	14	ARROWSMITH	1:44.081	1:44.902	0.821
3	41	LEATHERLAND	1:16.237	41	LEATHERLAND	28.588	3	41	LEATHERLAND	1:44.825	1:44.905	0.080
4	82	BULL	1:16.432	82	BULL	28.773	4	82	BULL	1:45.205	1:45.205	0.000
5	321	MORRIS	1:16.557	30	MELLOR	28.826	5	321	MORRIS	1:45.384	1:45.389	0.005
6	30	MELLOR	1:16.837	321	MORRIS	28.827	6	30	MELLOR	1:45.663	1:45.799	0.136
7	37	LATHAM	1:17.272	818	BARKER	29.120	7	212	PALLET	1:46.416	1:46.610	0.194
8	212	PALLET	1:17.288	212	PALLET	29.128	8	37	LATHAM	1:46.662	1:46.692	0.030
9	661	HARRIS	1:17.495	169	CUNNINGHAM	29.152	9	661	HARRIS	1:46.733	1:46.733	0.000
10	818	BARKER	1:17.663	661	HARRIS	29.238	10	818	BARKER	1:46.783	1:46.783	0.000
11	169	CUNNINGHAM	1:17.957	470	FARRAGHER	29.331	11	169	CUNNINGHAM	1:47.109	1:47.109	0.000
12	470	FARRAGHER	1:18.196	37	LATHAM	29.390	12	470	FARRAGHER	1:47.527	1:47.527	0.000
13	961	SIM	1:18.620	188	KRAWIECKI	29.604	13	961	SIM	1:48.228	1:48.285	0.057
14	132	GILBERT	1:18.628	961	SIM	29.608	14	132	GILBERT	1:48.295	1:48.295	0.000
15	188	KRAWIECKI	1:18.786	132	GILBERT	29.667	15	188	KRAWIECKI	1:48.390	1:48.491	0.101
16	151	JONES	1:19.303	151	JONES	29.780	16	151	JONES	1:49.083	1:49.083	0.000
17	64	REECE	1:19.356	19	HANDS	29.836	17	64	REECE	1:49.344	1:49.568	0.224
18	152	MOUSLEY	1:19.584	152	MOUSLEY	29.978	18	19	HANDS	1:49.559	1:49.777	0.218
19	33	CARPENTER	1:19.607	64	REECE	29.988	19	152	MOUSLEY	1:49.562	1:49.659	0.097
20	19	HANDS	1:19.723	85	ROBINSON	30.158	20	33	CARPENTER	1:49.999	1:49.999	0.000
21	67	LOVETT	1:20.762	73	THOMAS	30.281	21	67	LOVETT	1:51.067	1:51.654	0.587
22	86	POWLEY	1:21.863	67	LOVETT	30.305	22	86	POWLEY	1:52.295	1:52.442	0.147
23	185	ALDRED	1:22.120	33	CARPENTER	30.392	23	85	ROBINSON	1:52.463	1:52.774	0.311
24	78	EVANS	1:22.295	86	POWLEY	30.432	24	73	THOMAS	1:52.838	1:53.533	0.695
25	85	ROBINSON	1:22.305	168	DALRYMPLE	30.826	25	185	ALDRED	1:53.055	1:53.055	0.000
26	73	THOMAS	1:22.557	78	EVANS	30.841	26	78	EVANS	1:53.136	1:53.184	0.048
27	168	DALRYMPLE	1:22.600	185	ALDRED	30.935	27	168	DALRYMPLE	1:53.426	1:53.486	0.060
28	22	TRUNDLE	1:22.627	62	NUNN	30.971	28	45	MARSH	1:53.791	1:53.791	0.000
29	45	MARSH	1:22.632	45	MARSH	31.159	29	22	TRUNDLE	1:53.998	1:54.164	0.166
30	62	NUNN	1:23.151	22	TRUNDLE	31.371	30	62	NUNN	1:54.122	1:54.151	0.029
31							31	511	CLARKE			
32							32	13	EDMONDSON			

BMCRC - MRO Championships 2022 - Rnd 4 @ Oulton Park

DART Motorsport MRO 600 / GP2 & Clubman 600

RACE 6 - STATISTICS

Competitors Started 32
Planned Start 2022-06-03 @ 13:35:00.000
Actual Start 2022-06-03 @ 13:06:29.805
Finish Time 2022-06-03 @ 13:16:57.399
Track Length 2.6920mi.
Total Laps 179
Total Distance Covered 481.8731mi.

Session Fastest Lap History

NO	CL	NAME	LAP TIME	TIME OF DAY	LAP	VEHICLE
81		Barry DIMELOW	1:43.441	13:10:01.010	2	Kawasaki ZX6R

Session Leader History

NO	CL	NAME	FROM LAP	LAPS LED	DISTANCE	VEHICLE
81		Barry DIMELOW	1	6	16.15 miles	Kawasaki ZX6R

Flag History

TYPE	TIME OF DAY
GREEN	13:06:29.805
FINISH	13:16:57.399

Flag Statistics

TYPE	COUNT	TOTAL LAPS	TOTAL TIME
Green	1	6	11:53.188
Red	0	0	0.000
Safety Car	0	0	0.000
FCY	0	0	0.000

BMCRC - MRO Championships 2022 - Rnd 4 @ Oulton Park

DART Motorsport MRO 600 / GP2 & Clubman 600

RACE 6 - STATISTICS

CLASS :

15 Starters

Fastest Lap History

NO	NAME	LAP TIME	TIME OF DAY	LAP	VEHICLE
81	Barry DIMELOW	1:43.441	13:10:01.010	2	Kawasaki ZX6R

Leader History

NO	NAME	FROM LAP	LAPS LED	DISTANCE	VEHICLE
81	Barry DIMELOW	1	6	16.15 miles	Kawasaki ZX6R

BMCRC - MRO Championships 2022 - Rnd 4 @ Oulton Park

DART Motorsport MRO 600 / GP2 & Clubman 600

RACE 6 - STATISTICS

CLASS : C

15 Starters

Fastest Lap History

NO	NAME	LAP TIME	TIME OF DAY	LAP	VEHICLE
30	Owen MELLOR	1:47.157	13:10:09.967	2	Kawaski ZX-6
30	Owen MELLOR	1:46.712	13:11:56.679	3	Kawaski ZX-6
30	Owen MELLOR	1:45.799	13:15:29.387	5	Kawaski ZX-6

Leader History

NO	NAME	FROM LAP	LAPS LED	DISTANCE	VEHICLE
30	Owen MELLOR	1	6	16.15 miles	Kawaski ZX-6

BMCRC - MRO Championships 2022 - Rnd 4 @ Oulton Park

DART Motorsport MRO 600 / GP2 & Clubman 600

RACE 6 - STATISTICS

CLASS : GP2

2 Starters

Fastest Lap History

NO	NAME	LAP TIME	TIME OF DAY	LAP	VEHICLE
661	Cameron HARRIS	1:48.782	13:10:17.792	2	Triumph 675R
661	Cameron HARRIS	1:47.709	13:13:54.804	4	Triumph 675R
661	Cameron HARRIS	1:46.733	13:15:41.537	5	Triumph 675R

Leader History

NO	NAME	FROM LAP	LAPS LED	DISTANCE	VEHICLE
661	Cameron HARRIS	1	6	16.15 miles	Triumph 675R

DART Motorsport MRO 600 / GP2 & Clubman 600

RACE 16 - GRID (6 Laps)

ROW 11			32	22	Toby TRUNDLE	1:54.164	31	62	Oliver NUNN	1:54.151			
ROW 10	30	45	Jake MARSH	1:53.791	29	73	Jamie THOMAS	1:53.533	28	168	Aaron DALRYMPLE	1:53.486	
ROW 9		27	78	Mark EVANS	1:53.184	26	185	Izaak ALDRED	1:53.055	25	85	James ROBINSON	1:52.774
ROW 8	24	86	David POWLEY	1:52.442	23	67	Andy LOVETT	1:51.654	22	33	Aaren CARPENTER	1:49.999	
ROW 7		21	19	Arran HANDS	1:49.777	20	152	Samuel MOUSLEY	1:49.659	19	64	Stuart REECE	1:49.568
ROW 6	18	151	Chloe JONES	1:49.083	17	188	Dawid KRAWIECKI	1:48.491	16	132	Mitchell GILBERT	1:48.295	
ROW 5		15	961	Jack SIM	1:48.285	14	511	Ross CLARKE	1:48.285	13	13	Doug EDMONDSON	1:48.285
ROW 4	12	470	Joe FARRAGHER	1:47.527	11	169	Gareth CUNNINGHAM	1:47.109	10	818	Alex BARKER	1:46.783	
ROW 3		9	661	Cameron HARRIS	1:46.733	8	37	Alex LATHAM	1:46.692	7	212	Matt PALLETT	1:46.610
ROW 2	6	30	Owen MELLOR	1:45.799	5	321	Martin MORRIS	1:45.389	4	82	James BULL	1:45.205	
ROW 1		3	41	Lynden LEATHERLAND	1:44.905	2	14	Lewis ARROWSMITH	1:44.902	1	81	Barry DIMELOW	1:43.441
Pole													

Oulton Park International: 2.6920 miles

These results are provisional until the conclusion of any judicial and technical matters.

Clerk Of Course :	Stewards :	Timekeeper : Richard Evans
-------------------	------------	----------------------------

Results can be found at www.tsl-timing.com

Printed - 13:23 Friday, 03 June 2022



BMCRC - MRO Championships 2022 - Rnd 4 @ Oulton Park



DART Motorsport MRO 600 / GP2 & Clubman 600

RACE 16 - CLASSIFICATION

POS	NO	CL	PIC NAME	ENTRY	LAPS	TIME	GAP	DIFF	MPH	BEST	ON
1	81		1 Barry DIMELow	Kawasaki ZX6R - AJC CONSTRUCTION	6	10:30.017			92.29	1:43.836	4
2	82		2 James BULL	Kawasaki ZX6R 636 - team bull racing	6	10:34.172	4.155	4.155	91.69	1:44.308	6
3	41		3 Lynden LEATHERLAND	Yamaha R6 - GL fabrications	6	10:35.158	5.141	0.986	91.54	1:43.629	2
4	14*		4 Lewis ARROWSMITH	Honda CBR600 -	6	10:45.057	15.040	9.899	90.14	1:44.830	4
5	30	C	1 Owen MELLOR	Kawaski ZX-6 - BDS Motorcycles	6	10:46.848	16.831	1.791	89.89	1:45.430	4
6	37		5 Alex LATHAM	Triumph Daytona - BR-8 / McCrash Racing	6	10:54.699	24.682	7.851	88.81	1:46.353	3
7	321		6 Martin MORRIS	Kawasaki ZX6R - Morris Racing, Obsession Enginee	6	10:56.885	26.868	2.186	88.52	1:47.122	5
8	212	C	2 Matt PALLETT	Yamaha R6 - BDA Chartered Architects	6	10:58.221	28.204	1.336	88.34	1:47.228	3
9	961		7 Jack SIM	Kawasaki ZX6 R - Vanguard Motorsport, Platform Lif	6	10:58.889	28.872	0.668	88.25	1:47.856	4
10	470		8 Joe FARRAGHER	Kawasaki ZX6R - J C Utilities Ltd	6	10:59.383	29.366	0.494	88.18	1:47.778	5
11	818		9 Alex BARKER	Yamaha R6 - Barker Woodrow LTD & Foundry Tyres	6	10:59.611	29.594	0.228	88.15	1:47.787	6
12	188		10 Dawid KRAWIECKI	Yamaha R6 - Code Blue LTD & D A East Electrical	6	11:01.069	31.052	1.458	87.96	1:47.878	4
13	661	GP2	1 Cameron HARRIS	Triumph 675R - Harris / Tony Scott Motorsport	6	11:01.633	31.616	0.564	87.88	1:47.688	5
14	64	C	3 Stuart REECE	Kawasaki ZX-6R - Sheffield Precision	6	11:10.478	40.461	8.845	86.72	1:48.665	6
15	132	C	4 Mitchell GILBERT	Yamaha R6 - The Asap group	6	11:10.689	40.672	0.211	86.69	1:49.432	6
16	13		11 Doug EDMONDSON	Triumph Daytona - Stan Stephens Tuning	6	11:12.412	42.395	1.723	86.47	1:50.018	6
17	511	C	5 Ross CLARKE	Kawasaki ZX600RR - Ross clarke Farriery	6	11:14.142	44.125	1.730	86.25	1:49.498	4
18	33	C	6 Aaren CUNNINGHAM	Kawasaki ZX6R - Slugcrow Racing	6	11:14.282	44.265	0.140	86.23	1:49.936	4
19	169		12 Gareth CUNNINGHAM	Yamaha R6 - Burnham cars ltd	6	11:21.559	51.542	7.277	85.31	1:50.028	2
20	151		13 Chloe JONES	Yamaha R6 -	6	11:24.809	54.792	3.250	84.91	1:50.199	4
21	73	C	7 Jamie THOMAS	Yamaha R6 - Team RubyRacing	6	11:25.086	55.069	0.277	84.87	1:52.083	6
22	185	C	8 Izaak ALDRED	Yamaha R6 -	6	11:26.669	56.652	1.583	84.68	1:52.070	4
23	67		14 Andy LOVETT	Honda CBR 600 - awl engineering	6	11:27.203	57.186	0.534	84.61	1:51.564	6
24	22	C	9 Toby TRUNDLE	Yamaha YZF-R6 - Harris Motorcycles - Harlow	6	11:39.605	1:09.588	12.402	83.11	1:53.585	6
25	45	C	10 Jake MARSH	Kawasaki ZX6R - Zipped Up Racing	6	11:39.731	1:09.714	0.126	83.10	1:52.807	3
26	78	GP2	2 Mark EVANS	Harris Moto2 - PHG contracting	6	11:49.127	1:19.110	9.396	81.99	1:53.817	4
27	62	C	11 Oliver NUNN	Yamaha R6 - Intertechnic UK & STVL	6	11:49.940	1:19.923	0.813	81.90	1:53.817	6
28	85		15 James ROBINSON	Yamaha R6 - claire palastanga ceramics	6	12:03.836	1:33.819	13.896	80.33	1:57.499	4
29	168	C	12 Aaron DALRYMPLE	Yamaha R6 - Team Xclusiv	6	12:21.503	1:51.486	17.667	78.41	2:00.357	2

NOT CLASSIFIED

DNF	152	C	Samuel MOUSLEY	Yamaha R6 - Orthrus Racing	5	9:35.283	1 Lap	1 Lap	84.23	1:49.806	4
DNF	86	C	David POWLEY	Honda CBR600RR -	4	7:41.106	2 Laps	1 Lap	84.06	1:52.348	2
DNF	19	C	Arran HANDS	Triumph Daytona 675 - Dura Flue	1	2:16.615	5 Laps	3 Laps	70.93		

FASTEST LAP

41			Lynden LEATHERLAND	Yamaha R6 - GL fabrications	2	1:43.629			93.51 mph	150.50 kph
30	C		Owen MELLOR	Kawaski ZX-6 - BDS Motorcycles	4	1:45.430			91.92 mph	147.93 kph
661	GP2		Cameron HARRIS	Triumph 675R - Harris / Tony Scott Motorsport	5	1:47.688			89.99 mph	144.83 kph

#14 - 10 Second penalty - Jump start.

Class - 92.5% of Race Speed = 85.36 mph
 Class C - 92.5% of Race Speed = 83.14 mph
 Class GP2 - 92.5% of Race Speed = 81.28 mph

Weather / Track : Sunny / Dry

These results are provisional until the conclusion of any judicial and technical matters.

Race Distance: 6 Laps / 16.15 miles
 Oulton Park International: 2.6920 miles
 Date: 03/06/2022 Start: 17:19 Finish: 17:29

Clerk Of Course :	Stewards :	Timekeeper : Richard Evans
-------------------	------------	----------------------------

Results can be found at www.tsl-timing.com

Printed - 17:39 Friday, 03 June 2022



BMCRC - MRO Championships 2022 - Rnd 4 @ Oulton Park

DART Motorsport MRO 600 / GP2 & Clubman 600

RACE 16 - LAP CHART

LAP 1 @ 17:21:12.078		
NO	BEHIND	LAP TIME

81		1:48.007
14	1.225	1:49.232
82	2.202	1:50.209
41	3.481	1:51.488
37	7.463	1:55.470
212	7.852	1:55.859
30	7.951	1:55.958
661	8.208	1:56.215
321	8.687	1:56.694
818	8.888	1:56.895
961	9.035	1:57.042
470	9.328	1:57.335
169	9.717	1:57.724
132	10.323	1:58.330
188	10.467	1:58.474
64	11.248	1:59.255
13	11.284	1:59.291
151	11.785	1:59.792
511	12.786	2:00.793
33	13.095	2:01.102
152	13.768	2:01.775
86	14.937	2:02.944
73	15.331	2:03.338
185	15.543	2:03.550
67	15.807	2:03.814
22	18.186	2:06.193
85	19.543	2:07.550
168	20.614	2:08.621
62	21.026	2:09.033
45	21.512	2:09.519
78	22.769	2:10.776
19	28.608	2:16.615 P

LAP 2 @ 17:22:56.257		
NO	BEHIND	LAP TIME

81		1:44.179
14	2.460	1:45.414
82	2.692	1:44.669
41	2.931	1:43.629
30	10.956	1:47.184
37	11.392	1:48.108
212	12.550	1:48.877
321	14.287	1:49.779
961	14.464	1:49.608
470	14.864	1:49.715
818	15.099	1:50.390
169	15.566	1:50.028
188	16.141	1:49.853
661	16.858	1:52.829
13	18.019	1:50.914
132	18.193	1:52.049
64	18.494	1:51.425
151	18.684	1:51.078
33	20.257	1:51.341
511	20.522	1:51.915
152	21.199	1:51.610
86	23.106	1:52.348
73	23.542	1:52.390
185	23.864	1:52.500
67	25.828	1:54.200
22	30.031	1:56.024
45	33.584	1:56.251
85	36.087	2:00.723

168	36.792	2:00.357
62	37.065	2:00.218
78	37.316	1:58.726

LAP 3 @ 17:24:41.009		
NO	BEHIND	LAP TIME

81		1:44.752
82	2.780	1:44.840
14	3.177	1:45.469
41	3.300	1:45.121
30	12.311	1:46.107
37	12.993	1:46.353
212	15.026	1:47.228
321	17.835	1:48.300
961	17.990	1:48.278
470	18.477	1:48.365
818	18.908	1:48.561
188	19.853	1:48.464
661	20.075	1:47.969
169	21.041	1:50.227
13	24.051	1:50.784
64	24.363	1:50.621
132	24.485	1:51.044
151	24.612	1:50.680
511	25.820	1:50.050
33	26.300	1:50.795
152	27.073	1:50.626
73	30.877	1:52.087
86	31.689	1:53.335
185	32.004	1:52.892
67	34.381	1:53.305
22	40.678	1:55.399
45	41.639	1:52.807
62	48.951	1:56.638
78	49.539	1:56.975
85	50.517	1:59.182
168	53.460	2:01.420

LAP 4 @ 17:26:24.845		
NO	BEHIND	LAP TIME

81		1:43.836
82	3.848	1:44.904
14	4.171	1:44.830
41	4.302	1:44.838
30	13.905	1:45.430
37	16.379	1:47.222
212	20.745	1:49.555
321	21.444	1:47.445
961	22.010	1:47.856
470	22.858	1:48.217
818	23.037	1:47.965
188	23.895	1:47.878
661	24.400	1:48.161
169	30.304	1:53.099
132	30.472	1:49.823
13	30.759	1:50.544
64	30.843	1:50.316
151	30.975	1:50.199
511	31.482	1:49.498
33	32.400	1:49.936
152	33.043	1:49.806
73	39.633	1:52.592
185	40.238	1:52.070
86	40.332	1:52.479
67	42.741	1:52.196

22	51.621	1:54.779
45	51.854	1:54.051
78	59.520	1:53.817
62	1:00.450	1:55.335
85	1:04.180	1:57.499
168	1:11.383	2:01.759

LAP 5 @ 17:28:09.294		
NO	BEHIND	LAP TIME

81		1:44.449
82	4.641	1:45.242
14	4.770	1:45.048
41	4.901	1:45.048
30	15.561	1:46.105
37	20.040	1:48.110
212	23.805	1:47.509
321	24.117	1:47.122
961	25.425	1:47.864
470	26.187	1:47.778
818	26.601	1:48.013
188	27.325	1:47.879
661	27.639	1:47.688
132	36.034	1:50.011
64	36.590	1:50.196
13	37.171	1:50.861
511	37.502	1:50.469
33	38.731	1:50.780
169	41.270	1:55.415
151	46.332	1:59.806
73	47.780	1:52.596
185	49.052	1:53.263
152	50.060	2:01.466 P
67	50.416	1:52.124
22	1:00.797	1:53.625
45	1:01.293	1:53.888
78	1:09.350	1:54.279
62	1:10.900	1:54.899
85	1:19.329	1:59.598
168	1:29.813	2:02.879

LAP 6 @ 17:29:54.088		
NO	BEHIND	LAP TIME

81		1:44.794
82	4.155	1:44.308
14	5.040	1:45.064
41	5.141	1:45.034
30	16.831	1:46.064
37	24.682	1:49.436
321	26.868	1:47.545
212	28.204	1:49.193
961	28.872	1:48.241
470	29.366	1:47.973
818	29.594	1:47.787
188	31.052	1:48.521
661	31.616	1:48.771
64	40.461	1:48.665
132	40.672	1:49.432
13	42.395	1:50.018
511	44.125	1:51.417
33	44.265	1:50.328
169	51.542	1:55.066
151	54.792	1:53.254
73	55.069	1:52.083
185	56.652	1:52.394
67	57.186	1:51.564

22	1:09.588	1:53.585
45	1:09.714	1:53.215
78	1:19.110	1:54.554
62	1:19.923	1:53.817
85	1:33.819	1:59.284
168	1:51.486	2:06.467

BMCRC - MRO Championships 2022 - Rnd 4 @ Oulton Park

DART Motorsport MRO 600 / GP2 & Clubman 600

RACE 16 - SECTOR ANALYSIS



SECTOR 1 = FL to I1, SECTOR 2 = I1 to FL, DIFF = Difference To Personal Best Lap, P = Crossed Finish Line in Pit Lane, D = Time Disallowed

P1 81		Barry DIMELow		Kawasaki ZX6R - AJC CONSTRUCTION		
IDEAL LAP TIME : 1:43.836		BEST LAP TIME : 1:43.836		DIFFERENCE : 0.000		
LAP	SECTOR 1	SECTOR 2	LAP TIME	MPH	DIFF	TIME OF DAY
1 -		28.459	1:48.007	89.72	4.171	17:21:12.078
2 -	1:15.651	28.528	1:44.179 (2)	93.02	0.343	17:22:56.257
3 -	1:15.977	28.775	1:44.752	92.51	0.916	17:24:41.009
4 -	1:15.557	28.279	1:43.836 (1)	93.33		17:26:24.845
5 -	1:15.921	28.528	1:44.449 (3)	92.78	0.613	17:28:09.294
6 -	1:15.895	28.899	1:44.794	92.47	0.958	17:29:54.088

P2 82		James BULL		Kawasaki ZX6R 636 - team bull racing		
IDEAL LAP TIME : 1:44.121		BEST LAP TIME : 1:44.308		DIFFERENCE : 0.187		
LAP	SECTOR 1	SECTOR 2	LAP TIME	MPH	DIFF	TIME OF DAY
1 -		28.871	1:50.209	87.93	5.901	17:21:14.280
2 -	1:15.970	28.699	1:44.669 (2)	92.59	0.361	17:22:58.949
3 -	1:16.194	28.646	1:44.840 (3)	92.43	0.532	17:24:43.789
4 -	1:16.207	28.697	1:44.904	92.38	0.596	17:26:28.693
5 -	1:16.367	28.875	1:45.242	92.08	0.934	17:28:13.935
6 -	1:15.475	28.833	1:44.308 (1)	92.91		17:29:58.243

P3 41		Lynden LEATHERLAND		Yamaha R6 - GL fabrications		
IDEAL LAP TIME : 1:43.629		BEST LAP TIME : 1:43.629		DIFFERENCE : 0.000		
LAP	SECTOR 1	SECTOR 2	LAP TIME	MPH	DIFF	TIME OF DAY
1 -		28.466	1:51.488	86.92	7.859	17:21:15.559
2 -	1:15.184	28.445	1:43.629 (1)	93.51		17:22:59.188
3 -	1:16.449	28.672	1:45.121	92.19	1.492	17:24:44.309
4 -	1:16.287	28.551	1:44.838 (2)	92.44	1.209	17:26:29.147
5 -	1:16.235	28.813	1:45.048	92.25	1.419	17:28:14.195
6 -	1:16.466	28.568	1:45.034 (3)	92.26	1.405	17:29:59.229

P4 14		Lewis ARROWSMITH		Honda CBR600 -		
IDEAL LAP TIME : 1:44.766		BEST LAP TIME : 1:44.830		DIFFERENCE : 0.064		
LAP	SECTOR 1	SECTOR 2	LAP TIME	MPH	DIFF	TIME OF DAY
1 -		28.831	1:49.232	88.72	4.402	17:21:13.303
2 -	1:16.595	28.819	1:45.414	91.93	0.584	17:22:58.717
3 -	1:16.791	28.678	1:45.469	91.88	0.639	17:24:44.186
4 -	1:16.205	28.625	1:44.830 (1)	92.44		17:26:29.016
5 -	1:16.220	28.828	1:45.048 (2)	92.25	0.218	17:28:14.064
6 -	1:16.503	28.561	1:45.064 (3)	92.24	0.234	17:29:59.128

P5 30 C		Owen MELLOR		Kawasaki ZX-6 - BDS Motorcycles		
IDEAL LAP TIME : 1:45.430		BEST LAP TIME : 1:45.430		DIFFERENCE : 0.000		
LAP	SECTOR 1	SECTOR 2	LAP TIME	MPH	DIFF	TIME OF DAY
1 -		29.998	1:55.958	83.57	10.528	17:21:20.029
2 -	1:17.923	29.261	1:47.184	90.41	1.754	17:23:07.213
3 -	1:17.021	29.086	1:46.107	91.33	0.677	17:24:53.320
4 -	1:16.561	28.869	1:45.430 (1)	91.92		17:26:38.750
5 -	1:17.151	28.954	1:46.105 (3)	91.33	0.675	17:28:24.855
6 -	1:17.116	28.948	1:46.064 (2)	91.37	0.634	17:30:10.919

P6 37		Alex LATHAM		Triumph Daytona - BR-8 / McCrash Racing		
IDEAL LAP TIME : 1:46.353		BEST LAP TIME : 1:46.353		DIFFERENCE : 0.000		
LAP	SECTOR 1	SECTOR 2	LAP TIME	MPH	DIFF	TIME OF DAY
1 -		29.955	1:55.470	83.92	9.117	17:21:19.541
2 -	1:18.127	29.981	1:48.108 (3)	89.64	1.755	17:23:07.649
3 -	1:17.057	29.296	1:46.353 (1)	91.12		17:24:54.002
4 -	1:17.517	29.705	1:47.222 (2)	90.38	0.869	17:26:41.224
5 -	1:18.208	29.902	1:48.110	89.64	1.757	17:28:29.334
6 -	1:19.438	29.998	1:49.436	88.55	3.083	17:30:18.770

BMCRC - MRO Championships 2022 - Rnd 4 @ Oulton Park

DART Motorsport MRO 600 / GP2 & Clubman 600

RACE 16 - SECTOR ANALYSIS



SECTOR 1 = FL to I1, SECTOR 2 = I1 to FL, DIFF = Difference To Personal Best Lap, P = Crossed Finish Line in Pit Lane, D = Time Disallowed

P7 321		Martin MORRIS		Kawasaki ZX6R - Morris Racing, Obsession Engineering			
IDEAL LAP TIME : 1:46.718		BEST LAP TIME : 1:47.122		DIFFERENCE : 0.404			
LAP	SECTOR 1	SECTOR 2	LAP TIME	MPH	DIFF	TIME OF DAY	
1 -		30.313	1:56.694	83.04	9.572	17:21:20.765	
2 -	1:20.098	29.681	1:49.779	88.28	2.657	17:23:10.544	
3 -	1:18.591	29.709	1:48.300	89.48	1.178	17:24:58.844	
4 -	1:18.231	29.214	1:47.445 (2)	90.19	0.323	17:26:46.289	
5 -	1:17.504	29.618	1:47.122 (1)	90.46		17:28:33.411	
6 -	1:18.044	29.501	1:47.545 (3)	90.11	0.423	17:30:20.956	

P8 212 C		Matt PALLETT		Yamaha R6 - BDA Chartered Architects			
IDEAL LAP TIME : 1:47.228		BEST LAP TIME : 1:47.228		DIFFERENCE : 0.000			
LAP	SECTOR 1	SECTOR 2	LAP TIME	MPH	DIFF	TIME OF DAY	
1 -		30.506	1:55.859	83.64	8.631	17:21:19.930	
2 -	1:19.361	29.516	1:48.877 (3)	89.01	1.649	17:23:08.807	
3 -	1:17.888	29.340	1:47.228 (1)	90.38		17:24:56.035	
4 -	1:20.016	29.539	1:49.555	88.46	2.327	17:26:45.590	
5 -	1:18.014	29.495	1:47.509 (2)	90.14	0.281	17:28:33.099	
6 -	1:19.376	29.817	1:49.193	88.75	1.965	17:30:22.292	

P9 961		Jack SIM		Kawasaki ZX6 R - Vanguard Motorsport, Platform Lift Engineers			
IDEAL LAP TIME : 1:47.736		BEST LAP TIME : 1:47.856		DIFFERENCE : 0.120			
LAP	SECTOR 1	SECTOR 2	LAP TIME	MPH	DIFF	TIME OF DAY	
1 -		30.252	1:57.042	82.80	9.186	17:21:21.113	
2 -	1:19.986	29.622	1:49.608	88.41	1.752	17:23:10.721	
3 -	1:18.740	29.538	1:48.278	89.50	0.422	17:24:58.999	
4 -	1:18.532	29.324	1:47.856 (1)	89.85		17:26:46.855	
5 -	1:18.412	29.452	1:47.864 (2)	89.84	0.008	17:28:34.719	
6 -	1:18.630	29.611	1:48.241 (3)	89.53	0.385	17:30:22.960	

P10 470		Joe FARRAGHER		Kawasaki ZX6R - J C Utilities Ltd			
IDEAL LAP TIME : 1:47.760		BEST LAP TIME : 1:47.778		DIFFERENCE : 0.018			
LAP	SECTOR 1	SECTOR 2	LAP TIME	MPH	DIFF	TIME OF DAY	
1 -		30.190	1:57.335	82.59	9.557	17:21:21.406	
2 -	1:20.029	29.686	1:49.715	88.33	1.937	17:23:11.121	
3 -	1:18.930	29.435	1:48.365	89.43	0.587	17:24:59.486	
4 -	1:18.852	29.365	1:48.217 (3)	89.55	0.439	17:26:47.703	
5 -	1:18.395	29.383	1:47.778 (1)	89.91		17:28:35.481	
6 -	1:18.503	29.470	1:47.973 (2)	89.75	0.195	17:30:23.454	

P11 818		Alex BARKER		Yamaha R6 - Barker Woodrow LTD & Foundry Tyres LTD			
IDEAL LAP TIME : 1:47.666		BEST LAP TIME : 1:47.787		DIFFERENCE : 0.121			
LAP	SECTOR 1	SECTOR 2	LAP TIME	MPH	DIFF	TIME OF DAY	
1 -		30.216	1:56.895	82.90	9.108	17:21:20.966	
2 -	1:20.871	29.519	1:50.390	87.79	2.603	17:23:11.356	
3 -	1:18.971	29.590	1:48.561	89.27	0.774	17:24:59.917	
4 -	1:18.734	29.231	1:47.965 (2)	89.76	0.178	17:26:47.882	
5 -	1:18.538	29.475	1:48.013 (3)	89.72	0.226	17:28:35.895	
6 -	1:18.435	29.352	1:47.787 (1)	89.91		17:30:23.682	

P12 188		Dawid KRAWIECKI		Yamaha R6 - Code Blue LTD & D A East Electrical			
IDEAL LAP TIME : 1:47.786		BEST LAP TIME : 1:47.878		DIFFERENCE : 0.092			
LAP	SECTOR 1	SECTOR 2	LAP TIME	MPH	DIFF	TIME OF DAY	
1 -		30.032	1:58.474	81.80	10.596	17:21:22.545	
2 -	1:19.986	29.867	1:49.853	88.22	1.975	17:23:12.398	
3 -	1:18.631	29.833	1:48.464 (3)	89.35	0.586	17:25:00.862	
4 -	1:18.351	29.527	1:47.878 (1)	89.83		17:26:48.740	
5 -	1:18.259	29.620	1:47.879 (2)	89.83	0.001	17:28:36.619	
6 -	1:18.626	29.895	1:48.521	89.30	0.643	17:30:25.140	

BMCRC - MRO Championships 2022 - Rnd 4 @ Oulton Park

DART Motorsport MRO 600 / GP2 & Clubman 600

RACE 16 - SECTOR ANALYSIS



SECTOR 1 = FL to I1, SECTOR 2 = I1 to FL, DIFF = Difference To Personal Best Lap, P = Crossed Finish Line in Pit Lane, D = Time Disallowed

P13 661 GP2 Cameron HARRIS		Triumph 675R - Harris / Tony Scott Motorsport				
IDEAL LAP TIME : 1:47.512		BEST LAP TIME : 1:47.688		DIFFERENCE : 0.176		
LAP	SECTOR 1	SECTOR 2	LAP TIME	MPH	DIFF	TIME OF DAY
1 -		30.445	1:56.215	83.39	8.527	17:21:20.286
2 -	1:22.640	30.189	1:52.829	85.89	5.141	17:23:13.115
3 -	1:18.338	29.631	1:47.969 (2)	89.76	0.281	17:25:01.084
4 -	1:18.685	29.476	1:48.161 (3)	89.60	0.473	17:26:49.245
5 -	1:18.036	29.652	1:47.688 (1)	89.99		17:28:36.933
6 -	1:18.759	30.012	1:48.771	89.09	1.083	17:30:25.704

P14 64 C Stuart REECE		Kawasaki ZX-6R - Sheffield Precision				
IDEAL LAP TIME : 1:48.665		BEST LAP TIME : 1:48.665		DIFFERENCE : 0.000		
LAP	SECTOR 1	SECTOR 2	LAP TIME	MPH	DIFF	TIME OF DAY
1 -		30.558	1:59.255	81.26	10.590	17:21:23.326
2 -	1:20.860	30.565	1:51.425	86.97	2.760	17:23:14.751
3 -	1:20.405	30.216	1:50.621	87.60	1.956	17:25:05.372
4 -	1:20.086	30.230	1:50.316 (3)	87.85	1.651	17:26:55.688
5 -	1:20.074	30.122	1:50.196 (2)	87.94	1.531	17:28:45.884
6 -	1:18.639	30.026	1:48.665 (1)	89.18		17:30:34.549

P15 132 C Mitchell GILBERT		Yamaha R6 - The Asap group				
IDEAL LAP TIME : 1:49.432		BEST LAP TIME : 1:49.432		DIFFERENCE : 0.000		
LAP	SECTOR 1	SECTOR 2	LAP TIME	MPH	DIFF	TIME OF DAY
1 -		30.449	1:58.330	81.90	8.898	17:21:22.401
2 -	1:21.262	30.787	1:52.049	86.49	2.617	17:23:14.450
3 -	1:20.962	30.082	1:51.044	87.27	1.612	17:25:05.494
4 -	1:19.684	30.139	1:49.823 (2)	88.24	0.391	17:26:55.317
5 -	1:19.935	30.076	1:50.011 (3)	88.09	0.579	17:28:45.328
6 -	1:19.566	29.866	1:49.432 (1)	88.56		17:30:34.760

P16 13 Doug EDMONDSON		Triumph Daytona - Stan Stephens Tuning				
IDEAL LAP TIME : 1:50.018		BEST LAP TIME : 1:50.018		DIFFERENCE : 0.000		
LAP	SECTOR 1	SECTOR 2	LAP TIME	MPH	DIFF	TIME OF DAY
1 -		30.949	1:59.291	81.24	9.273	17:21:23.362
2 -	1:20.268	30.646	1:50.914	87.37	0.896	17:23:14.276
3 -	1:20.362	30.422	1:50.784 (3)	87.47	0.766	17:25:05.060
4 -	1:19.908	30.636	1:50.544 (2)	87.66	0.526	17:26:55.604
5 -	1:20.582	30.279	1:50.861	87.41	0.843	17:28:46.465
6 -	1:19.887	30.131	1:50.018 (1)	88.08		17:30:36.483

P17 511 C Ross CLARKE		Kawasaki ZX600RR - Ross clarke Farriery				
IDEAL LAP TIME : 1:49.478		BEST LAP TIME : 1:49.498		DIFFERENCE : 0.020		
LAP	SECTOR 1	SECTOR 2	LAP TIME	MPH	DIFF	TIME OF DAY
1 -		30.738	2:00.793	80.23	11.295	17:21:24.864
2 -	1:21.384	30.531	1:51.915	86.59	2.417	17:23:16.779
3 -	1:20.111	29.939	1:50.050 (2)	88.06	0.552	17:25:06.829
4 -	1:19.546	29.952	1:49.498 (1)	88.50		17:26:56.327
5 -	1:20.537	29.932	1:50.469 (3)	87.72	0.971	17:28:46.796
6 -	1:20.475	30.942	1:51.417	86.98	1.919	17:30:38.213

P18 33 C Aaren CARPENTER		Kawasaki ZX6R - Slugcrow Racing				
IDEAL LAP TIME : 1:49.501		BEST LAP TIME : 1:49.936		DIFFERENCE : 0.435		
LAP	SECTOR 1	SECTOR 2	LAP TIME	MPH	DIFF	TIME OF DAY
1 -		30.684	2:01.102	80.02	11.166	17:21:25.173
2 -	1:20.441	30.900	1:51.341	87.04	1.405	17:23:16.514
3 -	1:20.611	30.184	1:50.795	87.47	0.859	17:25:07.309
4 -	1:19.730	30.206	1:49.936 (1)	88.15		17:26:57.245
5 -	1:20.767	30.013	1:50.780 (3)	87.48	0.844	17:28:48.025
6 -	1:19.488	30.840	1:50.328 (2)	87.84	0.392	17:30:38.353

BMCRC - MRO Championships 2022 - Rnd 4 @ Oulton Park

DART Motorsport MRO 600 / GP2 & Clubman 600

RACE 16 - SECTOR ANALYSIS



SECTOR 1 = FL to I1, SECTOR 2 = I1 to FL, DIFF = Difference To Personal Best Lap, P = Crossed Finish Line in Pit Lane, D = Time Disallowed

P19 169		Gareth CUNNINGHAM		Yamaha R6 - Burnham cars ltd		
IDEAL LAP TIME : 1:49.994		BEST LAP TIME : 1:50.028		DIFFERENCE : 0.034		
LAP	SECTOR 1	SECTOR 2	LAP TIME	MPH	DIFF	TIME OF DAY
1 -		29.720	1:57.724	82.32	7.696	17:21:21.795
2 -	1:20.295	29.733	1:50.028 (1)	88.08		17:23:11.823
3 -	1:20.274	29.953	1:50.227 (2)	87.92	0.199	17:25:02.050
4 -	1:22.363	30.736	1:53.099 (3)	85.68	3.071	17:26:55.149
5 -	1:23.716	31.699	1:55.415	83.96	5.387	17:28:50.564
6 -	1:23.486	31.580	1:55.066	84.22	5.038	17:30:45.630

P20 151		Chloe JONES		Yamaha R6 -		
IDEAL LAP TIME : 1:50.107		BEST LAP TIME : 1:50.199		DIFFERENCE : 0.092		
LAP	SECTOR 1	SECTOR 2	LAP TIME	MPH	DIFF	TIME OF DAY
1 -		30.301	1:59.792	80.90	9.593	17:21:23.863
2 -	1:20.549	30.529	1:51.078 (3)	87.24	0.879	17:23:14.941
3 -	1:20.622	30.058	1:50.680 (2)	87.56	0.481	17:25:05.621
4 -	1:20.049	30.150	1:50.199 (1)	87.94		17:26:55.820
5 -	1:26.735	33.071	1:59.806	80.89	9.607	17:28:55.626
6 -	1:22.229	31.025	1:53.254	85.57	3.055	17:30:48.880

P21 73 C		Jamie THOMAS		Yamaha R6 - Team RubyRacing		
IDEAL LAP TIME : 1:51.893		BEST LAP TIME : 1:52.083		DIFFERENCE : 0.190		
LAP	SECTOR 1	SECTOR 2	LAP TIME	MPH	DIFF	TIME OF DAY
1 -		31.268	2:03.338	78.57	11.255	17:21:27.409
2 -	1:21.711	30.679	1:52.390 (3)	86.22	0.307	17:23:19.799
3 -	1:21.527	30.560	1:52.087 (2)	86.46	0.004	17:25:11.886
4 -	1:21.926	30.666	1:52.592	86.07	0.509	17:27:04.478
5 -	1:21.714	30.882	1:52.596	86.07	0.513	17:28:57.074
6 -	1:21.333	30.750	1:52.083 (1)	86.46		17:30:49.157

P22 185 C		Izaak ALDRED		Yamaha R6 -		
IDEAL LAP TIME : 1:51.828		BEST LAP TIME : 1:52.070		DIFFERENCE : 0.242		
LAP	SECTOR 1	SECTOR 2	LAP TIME	MPH	DIFF	TIME OF DAY
1 -		31.346	2:03.550	78.43	11.480	17:21:27.621
2 -	1:21.924	30.576	1:52.500 (3)	86.14	0.430	17:23:20.121
3 -	1:22.045	30.847	1:52.892	85.84	0.822	17:25:13.013
4 -	1:21.426	30.644	1:52.070 (1)	86.47		17:27:05.083
5 -	1:21.807	31.456	1:53.263	85.56	1.193	17:28:58.346
6 -	1:21.252	31.142	1:52.394 (2)	86.22	0.324	17:30:50.740

P23 67		Andy LOVETT		Honda CBR 600 - awl engineering		
IDEAL LAP TIME : 1:51.482		BEST LAP TIME : 1:51.564		DIFFERENCE : 0.082		
LAP	SECTOR 1	SECTOR 2	LAP TIME	MPH	DIFF	TIME OF DAY
1 -		31.068	2:03.814	78.27	12.250	17:21:27.885
2 -	1:23.458	30.742	1:54.200	84.86	2.636	17:23:22.085
3 -	1:22.648	30.657	1:53.305	85.53	1.741	17:25:15.390
4 -	1:21.863	30.333	1:52.196 (3)	86.37	0.632	17:27:07.586
5 -	1:21.517	30.607	1:52.124 (2)	86.43	0.560	17:28:59.710
6 -	1:21.149	30.415	1:51.564 (1)	86.86		17:30:51.274

P24 22 C		Toby TRUNDLE		Yamaha YZF-R6 - Harris Motorcycles - Harlow		
IDEAL LAP TIME : 1:53.305		BEST LAP TIME : 1:53.585		DIFFERENCE : 0.280		
LAP	SECTOR 1	SECTOR 2	LAP TIME	MPH	DIFF	TIME OF DAY
1 -		32.237	2:06.193	76.79	12.608	17:21:30.264
2 -	1:24.332	31.692	1:56.024	83.52	2.439	17:23:26.288
3 -	1:23.747	31.652	1:55.399	83.98	1.814	17:25:21.687
4 -	1:23.300	31.479	1:54.779 (3)	84.43	1.194	17:27:16.466
5 -	1:22.575	31.050	1:53.625 (2)	85.29	0.040	17:29:10.091
6 -	1:22.255	31.330	1:53.585 (1)	85.32		17:31:03.676

BMCRC - MRO Championships 2022 - Rnd 4 @ Oulton Park

DART Motorsport MRO 600 / GP2 & Clubman 600

RACE 16 - SECTOR ANALYSIS



SECTOR 1 = FL to I1, SECTOR 2 = I1 to FL, DIFF = Difference To Personal Best Lap, P = Crossed Finish Line in Pit Lane, D = Time Disallowed

P25 45 C		Jake MARSH		Kawasaki ZX6R - Zipped Up Racing		
IDEAL LAP TIME : 1:52.595		BEST LAP TIME : 1:52.807		DIFFERENCE : 0.212		
LAP	SECTOR 1	SECTOR 2	LAP TIME	MPH	DIFF	TIME OF DAY
1 -		32.366	2:09.519	74.82	16.712	17:21:33.590
2 -	1:24.767	31.484	1:56.251	83.36	3.444	17:23:29.841
3 -	1:21.744	31.063	1:52.807 (1)	85.91		17:25:22.648
4 -	1:22.723	31.328	1:54.051	84.97	1.244	17:27:16.699
5 -	1:22.164	31.724	1:53.888 (3)	85.09	1.081	17:29:10.587
6 -	1:22.364	30.851	1:53.215 (2)	85.60	0.408	17:31:03.802

P26 78 GP2		Mark EVANS		Harris Moto2 - PHG contracting		
IDEAL LAP TIME : 1:53.605		BEST LAP TIME : 1:53.817		DIFFERENCE : 0.212		
LAP	SECTOR 1	SECTOR 2	LAP TIME	MPH	DIFF	TIME OF DAY
1 -		32.368	2:10.776	74.10	16.959	17:21:34.847
2 -	1:26.370	32.356	1:58.726	81.62	4.909	17:23:33.573
3 -	1:25.917	31.058	1:56.975	82.84	3.158	17:25:30.548
4 -	1:23.091	30.726	1:53.817 (1)	85.14		17:27:24.365
5 -	1:22.879	31.400	1:54.279 (2)	84.80	0.462	17:29:18.644
6 -	1:23.312	31.242	1:54.554 (3)	84.60	0.737	17:31:13.198

P27 62 C		Oliver NUNN		Yamaha R6 - Intertechnic UK & STVL		
IDEAL LAP TIME : 1:53.817		BEST LAP TIME : 1:53.817		DIFFERENCE : 0.000		
LAP	SECTOR 1	SECTOR 2	LAP TIME	MPH	DIFF	TIME OF DAY
1 -		32.343	2:09.033	75.10	15.216	17:21:33.104
2 -	1:27.594	32.624	2:00.218	80.61	6.401	17:23:33.322
3 -	1:25.198	31.440	1:56.638	83.08	2.821	17:25:29.960
4 -	1:24.208	31.127	1:55.335 (3)	84.02	1.518	17:27:25.295
5 -	1:23.845	31.054	1:54.899 (2)	84.34	1.082	17:29:20.194
6 -	1:23.012	30.805	1:53.817 (1)	85.14		17:31:14.011

P28 85		James ROBINSON		Yamaha R6 - claire palastanga ceramics		
IDEAL LAP TIME : 1:57.499		BEST LAP TIME : 1:57.499		DIFFERENCE : 0.000		
LAP	SECTOR 1	SECTOR 2	LAP TIME	MPH	DIFF	TIME OF DAY
1 -		32.453	2:07.550	75.97	10.051	17:21:31.621
2 -	1:28.625	32.098	2:00.723	80.27	3.224	17:23:32.344
3 -	1:27.097	32.085	1:59.182 (2)	81.31	1.683	17:25:31.526
4 -	1:25.777	31.722	1:57.499 (1)	82.47		17:27:29.025
5 -	1:27.269	32.329	1:59.598	81.03	2.099	17:29:28.623
6 -	1:27.115	32.169	1:59.284 (3)	81.24	1.785	17:31:27.907

P29 168 C		Aaron DALRYMPLE		Yamaha R6 - Team Xclusiv		
IDEAL LAP TIME : 2:00.215		BEST LAP TIME : 2:00.357		DIFFERENCE : 0.142		
LAP	SECTOR 1	SECTOR 2	LAP TIME	MPH	DIFF	TIME OF DAY
1 -		33.200	2:08.621	75.34	8.264	17:21:32.692
2 -	1:27.757	32.600	2:00.357 (1)	80.52		17:23:33.049
3 -	1:28.962	32.458	2:01.420 (2)	79.81	1.063	17:25:34.469
4 -	1:28.364	33.395	2:01.759 (3)	79.59	1.402	17:27:36.228
5 -	1:29.286	33.593	2:02.879	78.86	2.522	17:29:39.107
6 -	1:30.059	36.408	2:06.467	76.63	6.110	17:31:45.574

P30 152 C		Samuel MOUSLEY		Yamaha R6 - Orthrus Racing		
IDEAL LAP TIME : 1:49.806		BEST LAP TIME : 1:49.806		DIFFERENCE : 0.000		
LAP	SECTOR 1	SECTOR 2	LAP TIME	MPH	DIFF	TIME OF DAY
1 -		31.087	2:01.775	79.58	11.969	17:21:25.846
2 -	1:21.034	30.576	1:51.610 (3)	86.83	1.804	17:23:17.456
3 -	1:20.069	30.557	1:50.626 (2)	87.60	0.820	17:25:08.082
4 -	1:19.834	29.972	1:49.806 (1)	88.25		17:26:57.888
5 -	1:20.597	IN PIT	2:01.466 P	79.78	11.660	17:28:59.354

BMCRC - MRO Championships 2022 - Rnd 4 @ Oulton Park

DART Motorsport MRO 600 / GP2 & Clubman 600

RACE 16 - SECTOR ANALYSIS



SECTOR 1 = FL to I1, SECTOR 2 = I1 to FL, DIFF = Difference To Personal Best Lap, P = Crossed Finish Line in Pit Lane, D = Time Disallowed

P31 86 C		David POWLEY		Honda CBR600RR -		
IDEAL LAP TIME : 1:52.053		BEST LAP TIME : 1:52.348		DIFFERENCE : 0.295		
LAP	SECTOR 1	SECTOR 2	LAP TIME	MPH	DIFF	TIME OF DAY
1 -		31.325	2:02.944	78.82	10.596	17:21:27.015
2 -	1:21.756	30.592	1:52.348 (1)	86.26		17:23:19.363
3 -	1:22.535	30.800	1:53.335 (3)	85.51	0.987	17:25:12.698
4 -	1:21.461	31.018	1:52.479 (2)	86.16	0.131	17:27:05.177

P32 19 C		Arran HANDS		Triumph Daytona 675 - Dura Flue		
IDEAL LAP TIME :		BEST LAP TIME :		DIFFERENCE :		
LAP	SECTOR 1	SECTOR 2	LAP TIME	MPH	DIFF	TIME OF DAY
1 -		IN PIT	2:16.615 P	70.93		17:21:40.686

BMCRC - MRO Championships 2022 - Rnd 4 @ Oulton Park

DART Motorsport MRO 600 / GP2 & Clubman 600

RACE 16 - BEST SECTORS

SECTOR 1			SECTOR 2			IDEAL / BEST COMPARISON						
POS	NO	NAME	TIME	NO	NAME	TIME	POS	NO	NAME	IDEAL	BEST	DIFF
									PERFECT LAP	1:43.463		
1	41	LEATHERLAND	1:15.184	81	DIMELOW	28.279	1	41	LEATHERLAND	1:43.629	1:43.629	0.000
2	82	BULL	1:15.475	41	LEATHERLAND	28.445	2	81	DIMELOW	1:43.836	1:43.836	0.000
3	81	DIMELOW	1:15.557	14	ARROWSMITH	28.561	3	82	BULL	1:44.121	1:44.308	0.187
4	14	ARROWSMITH	1:16.205	82	BULL	28.646	4	14	ARROWSMITH	1:44.766	1:44.830	0.064
5	30	MELLOR	1:16.561	30	MELLOR	28.869	5	30	MELLOR	1:45.430	1:45.430	0.000
6	37	LATHAM	1:17.057	321	MORRIS	29.214	6	37	LATHAM	1:46.353	1:46.353	0.000
7	321	MORRIS	1:17.504	818	BARKER	29.231	7	321	MORRIS	1:46.718	1:47.122	0.404
8	212	PALLET	1:17.888	37	LATHAM	29.296	8	212	PALLET	1:47.228	1:47.228	0.000
9	661	HARRIS	1:18.036	961	SIM	29.324	9	661	HARRIS	1:47.512	1:47.688	0.176
10	188	KRAWIECKI	1:18.259	212	PALLET	29.340	10	818	BARKER	1:47.666	1:47.787	0.121
11	470	FARRAGHER	1:18.395	470	FARRAGHER	29.365	11	961	SIM	1:47.736	1:47.856	0.120
12	961	SIM	1:18.412	661	HARRIS	29.476	12	470	FARRAGHER	1:47.760	1:47.778	0.018
13	818	BARKER	1:18.435	188	KRAWIECKI	29.527	13	188	KRAWIECKI	1:47.786	1:47.878	0.092
14	64	REECE	1:18.639	169	CUNNINGHAM	29.720	14	64	REECE	1:48.665	1:48.665	0.000
15	33	CARPENTER	1:19.488	132	GILBERT	29.866	15	132	GILBERT	1:49.432	1:49.432	0.000
16	511	CLARKE	1:19.546	511	CLARKE	29.932	16	511	CLARKE	1:49.478	1:49.498	0.020
17	132	GILBERT	1:19.566	152	MOUSLEY	29.972	17	33	CARPENTER	1:49.501	1:49.936	0.435
18	152	MOUSLEY	1:19.834	33	CARPENTER	30.013	18	152	MOUSLEY	1:49.806	1:49.806	0.000
19	13	EDMONDSON	1:19.887	64	REECE	30.026	19	169	CUNNINGHAM	1:49.994	1:50.028	0.034
20	151	JONES	1:20.049	151	JONES	30.058	20	13	EDMONDSON	1:50.018	1:50.018	0.000
21	169	CUNNINGHAM	1:20.274	13	EDMONDSON	30.131	21	151	JONES	1:50.107	1:50.199	0.092
22	67	LOVETT	1:21.149	67	LOVETT	30.333	22	67	LOVETT	1:51.482	1:51.564	0.082
23	185	ALDRED	1:21.252	73	THOMAS	30.560	23	185	ALDRED	1:51.828	1:52.070	0.242
24	73	THOMAS	1:21.333	185	ALDRED	30.576	24	73	THOMAS	1:51.893	1:52.083	0.190
25	86	POWLEY	1:21.461	86	POWLEY	30.592	25	86	POWLEY	1:52.053	1:52.348	0.295
26	45	MARSH	1:21.744	78	EVANS	30.726	26	45	MARSH	1:52.595	1:52.807	0.212
27	22	TRUNDLE	1:22.255	62	NUNN	30.805	27	22	TRUNDLE	1:53.305	1:53.585	0.280
28	78	EVANS	1:22.879	45	MARSH	30.851	28	78	EVANS	1:53.605	1:53.817	0.212
29	62	NUNN	1:23.012	22	TRUNDLE	31.050	29	62	NUNN	1:53.817	1:53.817	0.000
30	85	ROBINSON	1:25.777	85	ROBINSON	31.722	30	85	ROBINSON	1:57.499	1:57.499	0.000
31	168	DALRYMPLE	1:27.757	168	DALRYMPLE	32.458	31	168	DALRYMPLE	2:00.215	2:00.357	0.142
32							32	19	HANDS			

BMCRC - MRO Championships 2022 - Rnd 4 @ Oulton Park

DART Motorsport MRO 600 / GP2 & Clubman 600

RACE 16 - STATISTICS

Competitors Started 32
Planned Start 2022-06-03 @ 16:05:00.000
Actual Start 2022-06-03 @ 17:19:24.070
Finish Time 2022-06-03 @ 17:29:54.087
Track Length 2.6920mi.
Total Laps 184
Total Distance Covered 495.3332mi.

Session Fastest Lap History

NO	CL	NAME	LAP TIME	TIME OF DAY	LAP	VEHICLE
81		Barry DIMELow	1:44.179	17:22:56.268	2	Kawasaki ZX6R
41		Lynden LEATHERLAND	1:43.629	17:22:59.213	2	Yamaha R6

Session Leader History

NO	CL	NAME	FROM LAP	LAPS LED	DISTANCE	VEHICLE
81		Barry DIMELow	1	6	16.15 miles	Kawasaki ZX6R

Flag History

TYPE	TIME OF DAY
GREEN	17:19:24.070
FINISH	17:29:54.087

Flag Statistics

TYPE	COUNT	TOTAL LAPS	TOTAL TIME
Green	1	6	12:28.043
Red	0	0	0.000
Safety Car	0	0	0.000
FCY	0	0	0.000

BMCRC - MRO Championships 2022 - Rnd 4 @ Oulton Park

DART Motorsport MRO 600 / GP2 & Clubman 600

RACE 16 - STATISTICS

CLASS :

15 Starters

Fastest Lap History

NO	NAME	LAP TIME	TIME OF DAY	LAP	VEHICLE
81	Barry DIMELow	1:44.179	17:22:56.268	2	Kawasaki ZX6R
41	Lynden LEATHERLAND	1:43.629	17:22:59.213	2	Yamaha R6

Leader History

NO	NAME	FROM LAP	LAPS LED	DISTANCE	VEHICLE
81	Barry DIMELow	1	6	16.15 miles	Kawasaki ZX6R

BMCRC - MRO Championships 2022 - Rnd 4 @ Oulton Park

DART Motorsport MRO 600 / GP2 & Clubman 600

RACE 16 - STATISTICS

CLASS : C

15 Starters

Fastest Lap History

NO	NAME	LAP TIME	TIME OF DAY	LAP	VEHICLE
30	Owen MELLOR	1:47.184	17:23:07.246	2	Kawaski ZX-6
30	Owen MELLOR	1:46.107	17:24:53.352	3	Kawaski ZX-6
30	Owen MELLOR	1:45.430	17:26:38.784	4	Kawaski ZX-6

Leader History

NO	NAME	FROM LAP	LAPS LED	DISTANCE	VEHICLE
212	Matt PALLETT	1	1	2.69 miles	Yamaha R6
30	Owen MELLOR	2	5	13.46 miles	Kawaski ZX-6

BMCRC - MRO Championships 2022 - Rnd 4 @ Oulton Park

DART Motorsport MRO 600 / GP2 & Clubman 600

RACE 16 - STATISTICS

CLASS : GP2

2 Starters

Fastest Lap History

NO	NAME	LAP TIME	TIME OF DAY	LAP	VEHICLE
661	Cameron HARRIS	1:52.829	17:23:13.124	2	Triumph 675R
661	Cameron HARRIS	1:47.969	17:25:01.093	3	Triumph 675R
661	Cameron HARRIS	1:47.688	17:28:36.942	5	Triumph 675R

Leader History

NO	NAME	FROM LAP	LAPS LED	DISTANCE	VEHICLE
661	Cameron HARRIS	1	6	16.15 miles	Triumph 675R

BMCRC - MRO Championships 2022 - Rnd 4 @ Oulton Park



DART Motorsport MRO 600 / GP2 & Clubman 600

RACE 6 - GRID (8 Laps)

ROW 11			32	168	Aaron DALRYMPLE	2:00.357	31	85	James ROBINSON	1:57.499			
ROW 10	30	62	Oliver NUNN	1:53.817	29	78	Mark EVANS	1:53.817	28	22	Toby TRUNDLE	1:53.585	
ROW 9		27	19	Arran HANDS	1:52.807	26	45	Jake MARSH	1:52.348	25	86	David POWLEY	
ROW 8	24	73	Jamie THOMAS	1:52.083	23	185	Izaak ALDRED	1:52.070	22	67	Andy LOVETT	1:51.564	
ROW 7		21	151	Chloe JONES	1:50.199	20	169	Gareth CUNNINGHAM	1:50.028	19	13	Doug EDMONDSON	1:50.018
ROW 6	18	33	Aaren CARPENTER	1:49.936	17	152	Samuel MOUSLEY	1:49.806	16	511	Ross CLARKE	1:49.498	
ROW 5		15	132	Mitchell GILBERT	1:49.432	14	64	Stuart REECE	1:48.665	13	188	Dawid KRAWIECKI	1:47.878
ROW 4	12	961	Jack SIM	1:47.856	11	818	Alex BARKER	1:47.787	10	470	Joe FARRAGHER	1:47.778	
ROW 3		9	661	Cameron HARRIS	1:47.688	8	212	Matt PALLETT	1:47.228	7	321	Martin MORRIS	1:47.122
ROW 2	6	37	Alex LATHAM	1:46.353	5	30	Owen MELLOR	1:45.430	4	14	Lewis ARROWSMITH	1:44.830	
ROW 1		3	82	James BULL	1:44.308	2	81	Barry DIMELOW	1:43.836	1	41	Lynden LEATHERLAND	1:43.629
Pole													

Oulton Park International: 2.6920 miles

These results are provisional until the conclusion of any judicial and technical matters.

Clerk Of Course :	Stewards :	Timekeeper : Richard Evans
-------------------	------------	----------------------------

Results can be found at www.tsl-timing.com

Printed - 17:37 Friday, 03 June 2022



BMCRC - MRO Championships 2022 - Rnd 4 @ Oulton Park



DART Motorsport MRO 600 / GP2 & Clubman 600

RACE 6 - CLASSIFICATION - AMENDED

POS	NO	CL	PIC NAME	ENTRY	LAPS	TIME	GAP	DIFF	MPH	BEST	ON
1	14		1 Lewis ARROWSMITH	Honda CBR600 -	6	10:27.346			92.68	1:43.206	2
2	81		2 Barry DIMELow	Kawasaki ZX6R - AJC CONSTRUCTION	6	10:27.574	0.228	0.228	92.65	1:43.472	2
3	82		3 James BULL	Kawasaki ZX6R 636 - team bull racing	6	10:27.748	0.402	0.174	92.62	1:43.415	2
4	30	C	1 Owen MELLOR	Kawaski ZX-6 - BDS Motorcycles	6	10:34.722	7.376	6.974	91.61	1:44.507	4
5	470		4 Joe FARRAGHER	Kawasaki ZX6R - J C Utilities Ltd	6	10:38.227	10.881	3.505	91.10	1:44.476	6
6	212	C	2 Matt PALLETT	Yamaha R6 - BDA Chartered Architects	6	10:46.186	18.840	7.959	89.98	1:46.113	6
7	321		5 Martin MORRIS	Kawasaki ZX6R - Morris Racing, Obsession Enginee	6	10:48.034	20.688	1.848	89.72	1:46.074	6
8	661	GP2	1 Cameron HARRIS	Triumph 675R - Harris / Tony Scott Motorsport	6	10:49.003	21.657	0.969	89.59	1:46.748	5
9	169		6 Gareth CUNNINGHAM	Yamaha R6 - Burnham cars ltd	6	10:49.073	21.727	0.070	89.58	1:46.622	5
10	961		7 Jack SIM	Kawasaki ZX6 R - Vanguard Motorsport, Platform Lif	6	10:49.357	22.011	0.284	89.54	1:46.816	6
11	818		8 Alex BARKER	Yamaha R6 - Barker Woodrow LTD & Foundry Tyres	6	10:49.482	22.136	0.125	89.52	1:46.506	2
12	188		9 Dawid KRAWIECKI	Yamaha R6 - Code Blue LTD & D A East Electrical	6	10:51.088	23.742	1.606	89.30	1:46.787	4
13	151*		10 Chloe JONES	Yamaha R6 -	6	10:56.540	29.194	5.452	88.56	1:45.747	6
14	152		11 Samuel MOUSLEY	Yamaha R6 - Orthrus Racing	6	11:04.172	36.826	7.632	87.54	1:48.842	6
15	33	C	3 Aaren CARPENTER	Kawasaki ZX6R - Slugcrow Racing	6	11:04.862	37.516	0.690	87.45	1:49.069	6
16	13		12 Doug EDMONDSON	Triumph Daytona - Stan Stephens Tuning	6	11:05.894	38.548	1.032	87.32	1:48.814	6
17	19	C	4 Arran HANDS	Triumph Daytona 675 - Dura Flue	6	11:15.809	48.463	9.915	86.04	1:49.308	3
18	511	C	5 Ross CLARKE	Kawasaki ZX600RR - Ross clarke Farriery	6	11:21.347	54.001	5.538	85.34	1:51.347	2
19	45	C	6 Jake MARSH	Kawasaki ZX6R - Zipped Up Racing	6	11:21.548	54.202	0.201	85.31	1:51.446	2
20	168	C	7 Aaron DALRYMPLE	Yamaha R6 - Team Xclusiv	6	11:26.036	58.690	4.488	84.75	1:52.249	5
21	85		13 James ROBINSON	Yamaha R6 - claire palastanga ceramics	6	11:29.379	1:02.033	3.343	84.34	1:52.580	3
22	62	C	8 Oliver NUNN	Yamaha R6 - Intertechnic UK & STVL	6	11:30.695	1:03.349	1.316	84.18	1:52.760	6
23	67		14 Andy LOVETT	Honda CBR 600 - awl engineering	6	11:31.570	1:04.224	0.875	84.08	1:52.488	6
24	73	C	9 Jamie THOMAS	Yamaha R6 - Team RubyRacing	6	11:41.933	1:14.587	10.363	82.83	1:52.496	4

NOT CLASSIFIED

DNF	22	C	Toby TRUNDLE	Yamaha YZF-R6 - Harris Motorcycles - Harlow	0						
DNF	185	C	Izaak ALDRED	Yamaha R6 -	0						

FASTEST LAP

14	Lewis ARROWSMITH	Honda CBR600 -	2	1:43.206	93.90 mph	151.12 kph
30	C Owen MELLOR	Kawaski ZX-6 - BDS Motorcycles	4	1:44.507	92.73 mph	149.24 kph
661	GP2 Cameron HARRIS	Triumph 675R - Harris / Tony Scott Motorsport	5	1:46.748	90.78 mph	146.10 kph

#152 - Re-classified to 600 not Clubman.

#151 - 10 Second Penalty - Jump start.

Class - 92.5% of Race Speed = 85.72 mph
 Class C - 92.5% of Race Speed = 84.73 mph
 Class GP2 - 92.5% of Race Speed = 82.87 mph

Weather / Track : Sunny / Dry

These results are provisional until the conclusion of any judicial and technical matters.

Race Distance: 6 Laps / 16.15 miles
 Oulton Park International: 2.6920 miles
 Date: 04/06/2022 Start: 12:27 Finish: 12:37

Clerk Of Course :	Stewards :	Timekeeper : Richard Evans
-------------------	------------	----------------------------

Results can be found at www.tsl-timing.com

Printed - 12:53 Saturday, 04 June 2022



BMCRC - MRO Championships 2022 - Rnd 4 @ Oulton Park

DART Motorsport MRO 600 / GP2 & Clubman 600

RACE 6 - LAP CHART

LAP 1 @ 12:28:59.119

NO	BEHIND	LAP TIME
81		1:47.837
82	0.241	1:48.078
14	0.647	1:48.484
30	1.463	1:49.300
212	3.253	1:51.090
470	3.536	1:51.373
661	4.874	1:52.711
961	5.056	1:52.893
151	5.251	1:53.088
321	5.621	1:53.458
818	6.636	1:54.473
188	6.761	1:54.598
169	6.840	1:54.677
152	8.210	1:56.047
33	9.584	1:57.421
511	10.486	1:58.323
13	10.898	1:58.735
45	13.140	2:00.977
85	13.335	2:01.172
19	14.003	2:01.840
168	14.912	2:02.749
67	15.764	2:03.601
62	16.397	2:04.234
73	25.156	2:12.993

LAP 2 @ 12:30:42.591

NO	BEHIND	LAP TIME
81		1:43.472
82	0.184	1:43.415
14	0.381	1:43.206
30	2.811	1:44.820
470	6.875	1:46.811
212	7.199	1:47.418
661	8.413	1:47.011
961	8.834	1:47.250
151	8.940	1:47.161
321	9.232	1:47.083
818	9.670	1:46.506
169	10.061	1:46.693
188	11.441	1:48.152
152	14.659	1:49.921
33	15.620	1:49.508
13	17.438	1:50.012
511	18.361	1:51.347
45	21.114	1:51.446
19	21.141	1:50.610
85	22.677	1:52.814
168	24.449	1:53.009
67	26.490	1:54.198
62	26.678	1:53.753
73	35.063	1:53.379

LAP 3 @ 12:32:26.928

NO	BEHIND	LAP TIME
81		1:44.337
82	0.130	1:44.283
14	0.309	1:44.265
30	3.151	1:44.677
470	7.919	1:45.381
212	9.249	1:46.387
661	11.525	1:47.449
151	11.701	1:47.098

961	11.941	1:47.444
321	12.268	1:47.373
818	12.659	1:47.326
169	12.884	1:47.160
188	14.134	1:47.030
152	20.677	1:50.355
33	21.046	1:49.763
13	22.720	1:49.619
511	25.783	1:51.759
19	26.112	1:49.308
45	28.769	1:51.992
85	30.920	1:52.580
168	33.231	1:53.119
67	36.048	1:53.895
62	36.305	1:53.964
73	43.355	1:52.629

LAP 4 @ 12:34:11.223

NO	BEHIND	LAP TIME
81		1:44.295
82	0.089	1:44.254
14	0.173	1:44.159
30	3.363	1:44.507
470	8.643	1:45.019
212	12.768	1:47.814
151	14.629	1:47.223
661	14.940	1:47.710
961	15.069	1:47.423
321	15.242	1:47.269
818	15.645	1:47.281
169	15.759	1:47.170
188	16.626	1:46.787
152	25.864	1:49.482
33	26.606	1:49.855
13	28.107	1:49.682
511	33.813	1:52.325
19	33.894	1:52.077
45	36.965	1:52.491
85	41.141	1:54.516
168	41.194	1:52.258
62	45.207	1:53.197
67	45.882	1:54.129
73	51.556	1:52.496

LAP 5 @ 12:35:54.952

NO	BEHIND	LAP TIME
81		1:43.729
14	0.207	1:43.763
82	0.423	1:44.063
30	5.026	1:45.392
470	10.081	1:45.167
212	16.403	1:47.364
151	17.123	1:46.223
661	17.959	1:46.748
321	18.290	1:46.777
169	18.652	1:46.622
961	18.871	1:47.531
818	19.095	1:47.179
188	20.067	1:47.170
152	31.660	1:49.525
33	32.123	1:49.246
13	33.410	1:49.032
19	40.774	1:50.609
511	43.328	1:53.244
45	45.444	1:52.208

LAP 6 @ 12:37:38.628

NO	BEHIND	LAP TIME
14		1:43.469
81	0.228	1:43.904
82	0.402	1:43.655
30	7.376	1:46.026
470	10.881	1:44.476
212	18.840	1:46.113
151	19.194	1:45.747
321	20.688	1:46.074
661	21.657	1:47.374
169	21.727	1:46.751
961	22.011	1:46.816
818	22.136	1:46.717
188	23.742	1:47.351
152	36.826	1:48.842
33	37.516	1:49.069
13	38.548	1:48.814
19	48.463	1:51.365
511	54.001	1:54.349
45	54.202	1:52.434
168	58.690	1:52.652
85	1:02.033	1:55.329
62	1:03.349	1:52.760
67	1:04.224	1:52.488
73	1:14.587	1:57.465

BMCRC - MRO Championships 2022 - Rnd 4 @ Oulton Park

DART Motorsport MRO 600 / GP2 & Clubman 600

RACE 6 - SECTOR ANALYSIS



SECTOR 1 = FL to I1, SECTOR 2 = I1 to FL, DIFF = Difference To Personal Best Lap, P = Crossed Finish Line in Pit Lane, D = Time Disallowed

P1 14		Lewis ARROWSMITH		Honda CBR600 -		
IDEAL LAP TIME : 1:43.154		BEST LAP TIME : 1:43.206		DIFFERENCE : 0.052		
LAP	SECTOR 1	SECTOR 2	LAP TIME	MPH	DIFF	TIME OF DAY
1 -		28.279	1:48.484	89.33	5.278	12:28:59.766
2 -	1:14.900	28.306	1:43.206 (1)	93.90		12:30:42.972
3 -	1:15.662	28.603	1:44.265	92.94	1.059	12:32:27.237
4 -	1:15.415	28.744	1:44.159	93.04	0.953	12:34:11.396
5 -	1:15.110	28.653	1:43.763 (3)	93.39	0.557	12:35:55.159
6 -	1:14.875	28.594	1:43.469 (2)	93.66	0.263	12:37:38.628

P2 81		Barry DIMELow		Kawasaki ZX6R - AJC CONSTRUCTION		
IDEAL LAP TIME : 1:43.472		BEST LAP TIME : 1:43.472		DIFFERENCE : 0.000		
LAP	SECTOR 1	SECTOR 2	LAP TIME	MPH	DIFF	TIME OF DAY
1 -		28.489	1:47.837	89.86	4.365	12:28:59.119
2 -	1:15.076	28.396	1:43.472 (1)	93.66		12:30:42.591
3 -	1:15.576	28.761	1:44.337	92.88	0.865	12:32:26.928
4 -	1:15.328	28.967	1:44.295	92.92	0.823	12:34:11.223
5 -	1:15.155	28.574	1:43.729 (2)	93.42	0.257	12:35:54.952
6 -	1:15.310	28.594	1:43.904 (3)	93.27	0.432	12:37:38.856

P3 82		James BULL		Kawasaki ZX6R 636 - team bull racing		
IDEAL LAP TIME : 1:43.415		BEST LAP TIME : 1:43.415		DIFFERENCE : 0.000		
LAP	SECTOR 1	SECTOR 2	LAP TIME	MPH	DIFF	TIME OF DAY
1 -		28.304	1:48.078	89.66	4.663	12:28:59.360
2 -	1:15.131	28.284	1:43.415 (1)	93.71		12:30:42.775
3 -	1:15.667	28.616	1:44.283	92.93	0.868	12:32:27.058
4 -	1:15.420	28.834	1:44.254	92.95	0.839	12:34:11.312
5 -	1:15.601	28.462	1:44.063 (3)	93.12	0.648	12:35:55.375
6 -	1:15.370	28.285	1:43.655 (2)	93.49	0.240	12:37:39.030

P4 30 C		Owen MELLOR		Kawaski ZX-6 - BDS Motorcycles		
IDEAL LAP TIME : 1:44.473		BEST LAP TIME : 1:44.507		DIFFERENCE : 0.034		
LAP	SECTOR 1	SECTOR 2	LAP TIME	MPH	DIFF	TIME OF DAY
1 -		28.377	1:49.300	88.66	4.793	12:29:00.582
2 -	1:16.348	28.472	1:44.820 (3)	92.45	0.313	12:30:45.402
3 -	1:16.296	28.381	1:44.677 (2)	92.58	0.170	12:32:30.079
4 -	1:16.096	28.411	1:44.507 (1)	92.73		12:34:14.586
5 -	1:16.757	28.635	1:45.392	91.95	0.885	12:35:59.978
6 -	1:17.142	28.884	1:46.026	91.40	1.519	12:37:46.004

P5 470		Joe FARRAGHER		Kawasaki ZX6R - J C Utilities Ltd		
IDEAL LAP TIME : 1:44.462		BEST LAP TIME : 1:44.476		DIFFERENCE : 0.014		
LAP	SECTOR 1	SECTOR 2	LAP TIME	MPH	DIFF	TIME OF DAY
1 -		28.626	1:51.373	87.01	6.897	12:29:02.655
2 -	1:17.643	29.168	1:46.811	90.73	2.335	12:30:49.466
3 -	1:16.492	28.889	1:45.381	91.96	0.905	12:32:34.847
4 -	1:16.460	28.559	1:45.019 (2)	92.28	0.543	12:34:19.866
5 -	1:16.409	28.758	1:45.167 (3)	92.15	0.691	12:36:05.033
6 -	1:15.903	28.573	1:44.476 (1)	92.76		12:37:49.509

P6 212 C		Matt PALLETT		Yamaha R6 - BDA Chartered Architects		
IDEAL LAP TIME : 1:45.945		BEST LAP TIME : 1:46.113		DIFFERENCE : 0.168		
LAP	SECTOR 1	SECTOR 2	LAP TIME	MPH	DIFF	TIME OF DAY
1 -		29.274	1:51.090	87.23	4.977	12:29:02.372
2 -	1:17.831	29.587	1:47.418	90.22	1.305	12:30:49.790
3 -	1:16.903	29.484	1:46.387 (2)	91.09	0.274	12:32:36.177
4 -	1:18.171	29.643	1:47.814	89.88	1.701	12:34:23.991
5 -	1:17.673	29.691	1:47.364 (3)	90.26	1.251	12:36:11.355
6 -	1:17.071	29.042	1:46.113 (1)	91.33		12:37:57.468

BMCRC - MRO Championships 2022 - Rnd 4 @ Oulton Park

DART Motorsport MRO 600 / GP2 & Clubman 600

RACE 6 - SECTOR ANALYSIS



SECTOR 1 = FL to I1, SECTOR 2 = I1 to FL, DIFF = Difference To Personal Best Lap, P = Crossed Finish Line in Pit Lane, D = Time Disallowed

P7 321		Martin MORRIS		Kawasaki ZX6R - Morris Racing, Obsession Engineering		
IDEAL LAP TIME : 1:46.003		BEST LAP TIME : 1:46.074		DIFFERENCE : 0.071		
LAP	SECTOR 1	SECTOR 2	LAP TIME	MPH	DIFF	TIME OF DAY
1 -		28.956	1:53.458	85.41	7.384	12:29:04.740
2 -	1:17.946	29.137	1:47.083 (3)	90.50	1.009	12:30:51.823
3 -	1:18.131	29.242	1:47.373	90.25	1.299	12:32:39.196
4 -	1:18.273	28.996	1:47.269	90.34	1.195	12:34:26.465
5 -	1:17.670	29.107	1:46.777 (2)	90.76	0.703	12:36:13.242
6 -	1:17.047	29.027	1:46.074 (1)	91.36		12:37:59.316

P8 661 GP2		Cameron HARRIS		Triumph 675R - Harris / Tony Scott Motorsport		
IDEAL LAP TIME : 1:46.607		BEST LAP TIME : 1:46.748		DIFFERENCE : 0.141		
LAP	SECTOR 1	SECTOR 2	LAP TIME	MPH	DIFF	TIME OF DAY
1 -		29.071	1:52.711	85.98	5.963	12:29:03.993
2 -	1:17.759	29.252	1:47.011 (2)	90.56	0.263	12:30:51.004
3 -	1:18.245	29.204	1:47.449	90.19	0.701	12:32:38.453
4 -	1:18.380	29.330	1:47.710	89.97	0.962	12:34:26.163
5 -	1:17.536	29.212	1:46.748 (1)	90.78		12:36:12.911
6 -	1:18.064	29.310	1:47.374 (3)	90.25	0.626	12:38:00.285

P9 169		Gareth CUNNINGHAM		Yamaha R6 - Burnham cars ltd		
IDEAL LAP TIME : 1:46.519		BEST LAP TIME : 1:46.622		DIFFERENCE : 0.103		
LAP	SECTOR 1	SECTOR 2	LAP TIME	MPH	DIFF	TIME OF DAY
1 -		29.243	1:54.677	84.50	8.055	12:29:05.959
2 -	1:17.799	28.894	1:46.693 (2)	90.83	0.071	12:30:52.652
3 -	1:17.861	29.299	1:47.160	90.43	0.538	12:32:39.812
4 -	1:18.054	29.116	1:47.170	90.42	0.548	12:34:26.982
5 -	1:17.696	28.926	1:46.622 (1)	90.89		12:36:13.604
6 -	1:17.625	29.126	1:46.751 (3)	90.78	0.129	12:38:00.355

P10 961		Jack SIM		Kawasaki ZX6 R - Vanguard Motorsport, Platform Lift Engineers		
IDEAL LAP TIME : 1:46.816		BEST LAP TIME : 1:46.816		DIFFERENCE : 0.000		
LAP	SECTOR 1	SECTOR 2	LAP TIME	MPH	DIFF	TIME OF DAY
1 -		29.433	1:52.893	85.84	6.077	12:29:04.175
2 -	1:17.959	29.291	1:47.250 (2)	90.36	0.434	12:30:51.425
3 -	1:18.321	29.123	1:47.444	90.19	0.628	12:32:38.869
4 -	1:18.250	29.173	1:47.423 (3)	90.21	0.607	12:34:26.292
5 -	1:18.176	29.355	1:47.531	90.12	0.715	12:36:13.823
6 -	1:17.866	28.950	1:46.816 (1)	90.72		12:38:00.639

P11 818		Alex BARKER		Yamaha R6 - Barker Woodrow LTD & Foundry Tyres LTD		
IDEAL LAP TIME : 1:46.352		BEST LAP TIME : 1:46.506		DIFFERENCE : 0.154		
LAP	SECTOR 1	SECTOR 2	LAP TIME	MPH	DIFF	TIME OF DAY
1 -		29.371	1:54.473	84.65	7.967	12:29:05.755
2 -	1:17.386	29.120	1:46.506 (1)	90.99		12:30:52.261
3 -	1:17.952	29.374	1:47.326	90.29	0.820	12:32:39.587
4 -	1:18.076	29.205	1:47.281	90.33	0.775	12:34:26.868
5 -	1:18.120	29.059	1:47.179 (3)	90.42	0.673	12:36:14.047
6 -	1:17.751	28.966	1:46.717 (2)	90.81	0.211	12:38:00.764

P12 188		Dawid KRAWIECKI		Yamaha R6 - Code Blue LTD & D A East Electrical		
IDEAL LAP TIME : 1:46.787		BEST LAP TIME : 1:46.787		DIFFERENCE : 0.000		
LAP	SECTOR 1	SECTOR 2	LAP TIME	MPH	DIFF	TIME OF DAY
1 -		29.650	1:54.598	84.56	7.811	12:29:05.880
2 -	1:18.602	29.550	1:48.152	89.60	1.365	12:30:54.032
3 -	1:17.609	29.421	1:47.030 (2)	90.54	0.243	12:32:41.062
4 -	1:17.582	29.205	1:46.787 (1)	90.75		12:34:27.849
5 -	1:17.783	29.387	1:47.170 (3)	90.42	0.383	12:36:15.019
6 -	1:17.895	29.456	1:47.351	90.27	0.564	12:38:02.370

BMCRC - MRO Championships 2022 - Rnd 4 @ Oulton Park

DART Motorsport MRO 600 / GP2 & Clubman 600

RACE 6 - SECTOR ANALYSIS



SECTOR 1 = FL to I1, SECTOR 2 = I1 to FL, DIFF = Difference To Personal Best Lap, P = Crossed Finish Line in Pit Lane, D = Time Disallowed

P13 151		Chloe JONES		Yamaha R6 -		
IDEAL LAP TIME : 1:45.545		BEST LAP TIME : 1:45.747		DIFFERENCE : 0.202		
LAP	SECTOR 1	SECTOR 2	LAP TIME	MPH	DIFF	TIME OF DAY
1 -		29.116	1:53.088	85.69	7.341	12:29:04.370
2 -	1:18.065	29.096	1:47.161	90.43	1.414	12:30:51.531
3 -	1:18.002	29.096	1:47.098 (3)	90.49	1.351	12:32:38.629
4 -	1:18.018	29.205	1:47.223	90.38	1.476	12:34:25.852
5 -	1:17.181	29.042	1:46.223 (2)	91.23	0.476	12:36:12.075
6 -	1:16.503	29.244	1:45.747 (1)	91.64		12:37:57.822

P14 152 C		Samuel MOUSLEY		Yamaha R6 - Orthrus Racing		
IDEAL LAP TIME : 1:48.629		BEST LAP TIME : 1:48.842		DIFFERENCE : 0.213		
LAP	SECTOR 1	SECTOR 2	LAP TIME	MPH	DIFF	TIME OF DAY
1 -		29.531	1:56.047	83.51	7.205	12:29:07.329
2 -	1:19.750	30.171	1:49.921	88.16	1.079	12:30:57.250
3 -	1:20.236	30.119	1:50.355	87.81	1.513	12:32:47.605
4 -	1:19.610	29.872	1:49.482 (2)	88.51	0.640	12:34:37.087
5 -	1:19.736	29.789	1:49.525 (3)	88.48	0.683	12:36:26.612
6 -	1:19.098	29.744	1:48.842 (1)	89.04		12:38:15.454

P15 33 C		Aaren CARPENTER		Kawasaki ZX6R - Slugcrow Racing		
IDEAL LAP TIME : 1:48.985		BEST LAP TIME : 1:49.069		DIFFERENCE : 0.084		
LAP	SECTOR 1	SECTOR 2	LAP TIME	MPH	DIFF	TIME OF DAY
1 -		30.183	1:57.421	82.53	8.352	12:29:08.703
2 -	1:19.094	30.414	1:49.508 (3)	88.49	0.439	12:30:58.211
3 -	1:19.514	30.249	1:49.763	88.29	0.694	12:32:47.974
4 -	1:19.592	30.263	1:49.855	88.21	0.786	12:34:37.829
5 -	1:19.312	29.934	1:49.246 (2)	88.71	0.177	12:36:27.075
6 -	1:19.178	29.891	1:49.069 (1)	88.85		12:38:16.144

P16 13		Doug EDMONDSON		Triumph Daytona - Stan Stephens Tuning		
IDEAL LAP TIME : 1:48.814		BEST LAP TIME : 1:48.814		DIFFERENCE : 0.000		
LAP	SECTOR 1	SECTOR 2	LAP TIME	MPH	DIFF	TIME OF DAY
1 -		30.755	1:58.735	81.62	9.921	12:29:10.017
2 -	1:19.943	30.069	1:50.012	88.09	1.198	12:31:00.029
3 -	1:19.826	29.793	1:49.619 (3)	88.40	0.805	12:32:49.648
4 -	1:19.618	30.064	1:49.682	88.35	0.868	12:34:39.330
5 -	1:19.292	29.740	1:49.032 (2)	88.88	0.218	12:36:28.362
6 -	1:19.187	29.627	1:48.814 (1)	89.06		12:38:17.176

P17 19 C		Arran HANDS		Triumph Daytona 675 - Dura Flue		
IDEAL LAP TIME : 1:49.140		BEST LAP TIME : 1:49.308		DIFFERENCE : 0.168		
LAP	SECTOR 1	SECTOR 2	LAP TIME	MPH	DIFF	TIME OF DAY
1 -		30.065	2:01.840	79.54	12.532	12:29:13.122
2 -	1:20.843	29.767	1:50.610 (3)	87.61	1.302	12:31:03.732
3 -	1:19.373	29.935	1:49.308 (1)	88.66		12:32:53.040
4 -	1:21.482	30.595	1:52.077	86.47	2.769	12:34:45.117
5 -	1:20.176	30.433	1:50.609 (2)	87.61	1.301	12:36:35.726
6 -	1:20.813	30.552	1:51.365	87.02	2.057	12:38:27.091

P18 511 C		Ross CLARKE		Kawasaki ZX600RR - Ross clarke Farriery		
IDEAL LAP TIME : 1:51.347		BEST LAP TIME : 1:51.347		DIFFERENCE : 0.000		
LAP	SECTOR 1	SECTOR 2	LAP TIME	MPH	DIFF	TIME OF DAY
1 -		30.656	1:58.323	81.90	6.976	12:29:09.605
2 -	1:21.083	30.264	1:51.347 (1)	87.03		12:31:00.952
3 -	1:21.262	30.497	1:51.759 (2)	86.71	0.412	12:32:52.711
4 -	1:21.528	30.797	1:52.325 (3)	86.27	0.978	12:34:45.036
5 -	1:22.181	31.063	1:53.244	85.57	1.897	12:36:38.280
6 -	1:22.863	31.486	1:54.349	84.75	3.002	12:38:32.629

BMCRC - MRO Championships 2022 - Rnd 4 @ Oulton Park

DART Motorsport MRO 600 / GP2 & Clubman 600

RACE 6 - SECTOR ANALYSIS



SECTOR 1 = FL to I1, SECTOR 2 = I1 to FL, DIFF = Difference To Personal Best Lap, P = Crossed Finish Line in Pit Lane, D = Time Disallowed

P19 45 C		Jake MARSH		Kawasaki ZX6R - Zipped Up Racing		
IDEAL LAP TIME : 1:51.446		BEST LAP TIME : 1:51.446		DIFFERENCE : 0.000		
LAP	SECTOR 1	SECTOR 2	LAP TIME	MPH	DIFF	TIME OF DAY
1 -		30.713	2:00.977	80.10	9.531	12:29:12.259
2 -	1:20.741	30.705	1:51.446 (1)	86.95		12:31:03.705
3 -	1:21.142	30.850	1:51.992 (2)	86.53	0.546	12:32:55.697
4 -	1:21.782	30.709	1:52.491	86.15	1.045	12:34:48.188
5 -	1:21.212	30.996	1:52.208 (3)	86.36	0.762	12:36:40.396
6 -	1:21.356	31.078	1:52.434	86.19	0.988	12:38:32.830

P20 168 C		Aaron DALRYMPLE		Yamaha R6 - Team Xclusiv		
IDEAL LAP TIME : 1:51.744		BEST LAP TIME : 1:52.249		DIFFERENCE : 0.505		
LAP	SECTOR 1	SECTOR 2	LAP TIME	MPH	DIFF	TIME OF DAY
1 -		31.168	2:02.749	78.95	10.500	12:29:14.031
2 -	1:22.159	30.850	1:53.009	85.75	0.760	12:31:07.040
3 -	1:22.268	30.851	1:53.119	85.67	0.870	12:33:00.159
4 -	1:21.072	31.186	1:52.258 (2)	86.33	0.009	12:34:52.417
5 -	1:21.577	30.672	1:52.249 (1)	86.33		12:36:44.666
6 -	1:21.218	31.434	1:52.652 (3)	86.02	0.403	12:38:37.318

P21 85		James ROBINSON		Yamaha R6 - claire palastanga ceramics		
IDEAL LAP TIME : 1:52.369		BEST LAP TIME : 1:52.580		DIFFERENCE : 0.211		
LAP	SECTOR 1	SECTOR 2	LAP TIME	MPH	DIFF	TIME OF DAY
1 -		30.185	2:01.172	79.97	8.592	12:29:12.454
2 -	1:22.478	30.336	1:52.814 (2)	85.90	0.234	12:31:05.268
3 -	1:22.184	30.396	1:52.580 (1)	86.08		12:32:57.848
4 -	1:23.094	31.422	1:54.516	84.62	1.936	12:34:52.364
5 -	1:22.778	30.190	1:52.968 (3)	85.78	0.388	12:36:45.332
6 -	1:24.036	31.293	1:55.329	84.03	2.749	12:38:40.661

P22 62 C		Oliver NUNN		Yamaha R6 - Intertechnic UK & STVL		
IDEAL LAP TIME : 1:52.389		BEST LAP TIME : 1:52.760		DIFFERENCE : 0.371		
LAP	SECTOR 1	SECTOR 2	LAP TIME	MPH	DIFF	TIME OF DAY
1 -		31.167	2:04.234	78.00	11.474	12:29:15.516
2 -	1:22.666	31.087	1:53.753	85.19	0.993	12:31:09.269
3 -	1:22.770	31.194	1:53.964	85.03	1.204	12:33:03.233
4 -	1:22.514	30.683	1:53.197 (3)	85.61	0.437	12:34:56.430
5 -	1:22.049	30.738	1:52.787 (2)	85.92	0.027	12:36:49.217
6 -	1:22.420	30.340	1:52.760 (1)	85.94		12:38:41.977

P23 67		Andy LOVETT		Honda CBR 600 - awl engineering		
IDEAL LAP TIME : 1:52.488		BEST LAP TIME : 1:52.488		DIFFERENCE : 0.000		
LAP	SECTOR 1	SECTOR 2	LAP TIME	MPH	DIFF	TIME OF DAY
1 -		30.984	2:03.601	78.40	11.113	12:29:14.883
2 -	1:23.010	31.188	1:54.198	84.86	1.710	12:31:09.081
3 -	1:22.782	31.113	1:53.895 (3)	85.08	1.407	12:33:02.976
4 -	1:23.286	30.843	1:54.129	84.91	1.641	12:34:57.105
5 -	1:22.565	30.694	1:53.259 (2)	85.56	0.771	12:36:50.364
6 -	1:21.985	30.503	1:52.488 (1)	86.15		12:38:42.852

P24 73 C		Jamie THOMAS		Yamaha R6 - Team RubyRacing		
IDEAL LAP TIME : 1:52.333		BEST LAP TIME : 1:52.496		DIFFERENCE : 0.163		
LAP	SECTOR 1	SECTOR 2	LAP TIME	MPH	DIFF	TIME OF DAY
1 -		31.493	2:12.993	72.87	20.497	12:29:24.275
2 -	1:22.542	30.837	1:53.379	85.47	0.883	12:31:17.654
3 -	1:21.814	30.815	1:52.629 (2)	86.04	0.133	12:33:10.283
4 -	1:21.518	30.978	1:52.496 (1)	86.14		12:35:02.779
5 -	1:21.931	31.040	1:52.971 (3)	85.78	0.475	12:36:55.750
6 -	1:24.959	32.506	1:57.465	82.50	4.969	12:38:53.215

BMCRC - MRO Championships 2022 - Rnd 4 @ Oulton Park

DART Motorsport MRO 600 / GP2 & Clubman 600

RACE 6 - BEST SECTORS

SECTOR 1			SECTOR 2			IDEAL / BEST COMPARISON						
POS	NO	NAME	TIME	NO	NAME	TIME	POS	NO	NAME	IDEAL	BEST	DIFF
									PERFECT LAP	1:43.154		
1	14	ARROWSMITH	1:14.875	14	ARROWSMITH	28.279	1	14	ARROWSMITH	1:43.154	1:43.206	0.052
2	81	DIMELOW	1:15.076	82	BULL	28.284	2	82	BULL	1:43.415	1:43.415	0.000
3	82	BULL	1:15.131	30	MELLOR	28.377	3	81	DIMELOW	1:43.472	1:43.472	0.000
4	470	FARRAGHER	1:15.903	81	DIMELOW	28.396	4	470	FARRAGHER	1:44.462	1:44.476	0.014
5	30	MELLOR	1:16.096	470	FARRAGHER	28.559	5	30	MELLOR	1:44.473	1:44.507	0.034
6	151	JONES	1:16.503	169	CUNNINGHAM	28.894	6	151	JONES	1:45.545	1:45.747	0.202
7	212	PALLET	1:16.903	961	SIM	28.950	7	212	PALLET	1:45.945	1:46.113	0.168
8	321	MORRIS	1:17.047	321	MORRIS	28.956	8	321	MORRIS	1:46.003	1:46.074	0.071
9	818	BARKER	1:17.386	818	BARKER	28.966	9	818	BARKER	1:46.352	1:46.506	0.154
10	661	HARRIS	1:17.536	212	PALLET	29.042	10	169	CUNNINGHAM	1:46.519	1:46.622	0.103
11	188	KRAWIECKI	1:17.582	151	JONES	29.042	11	661	HARRIS	1:46.607	1:46.748	0.141
12	169	CUNNINGHAM	1:17.625	661	HARRIS	29.071	12	188	KRAWIECKI	1:46.787	1:46.787	0.000
13	961	SIM	1:17.866	188	KRAWIECKI	29.205	13	961	SIM	1:46.816	1:46.816	0.000
14	33	CARPENTER	1:19.094	152	MOUSLEY	29.531	14	152	MOUSLEY	1:48.629	1:48.842	0.213
15	152	MOUSLEY	1:19.098	13	EDMONDSON	29.627	15	13	EDMONDSON	1:48.814	1:48.814	0.000
16	13	EDMONDSON	1:19.187	19	HANDS	29.767	16	33	CARPENTER	1:48.985	1:49.069	0.084
17	19	HANDS	1:19.373	33	CARPENTER	29.891	17	19	HANDS	1:49.140	1:49.308	0.168
18	45	MARSH	1:20.741	85	ROBINSON	30.185	18	511	CLARKE	1:51.347	1:51.347	0.000
19	168	DALRYMPLE	1:21.072	511	CLARKE	30.264	19	45	MARSH	1:51.446	1:51.446	0.000
20	511	CLARKE	1:21.083	62	NUNN	30.340	20	168	DALRYMPLE	1:51.744	1:52.249	0.505
21	73	THOMAS	1:21.518	67	LOVETT	30.503	21	73	THOMAS	1:52.333	1:52.496	0.163
22	67	LOVETT	1:21.985	168	DALRYMPLE	30.672	22	85	ROBINSON	1:52.369	1:52.580	0.211
23	62	NUNN	1:22.049	45	MARSH	30.705	23	62	NUNN	1:52.389	1:52.760	0.371
24	85	ROBINSON	1:22.184	73	THOMAS	30.815	24	67	LOVETT	1:52.488	1:52.488	0.000
25												
26												

BMCRC - MRO Championships 2022 - Rnd 4 @ Oulton Park

DART Motorsport MRO 600 / GP2 & Clubman 600

RACE 6 - STATISTICS

Competitors Started 26
Planned Start 2022-06-04 @ 12:15:00.000
Actual Start 2022-06-04 @ 12:27:11.281
Finish Time 2022-06-04 @ 12:37:38.627
Track Length 2.6920mi.
Total Laps 144
Total Distance Covered 387.6521mi.

Session Fastest Lap History

NO	CL	NAME	LAP TIME	TIME OF DAY	LAP	VEHICLE
81		Barry DIMELOW	1:43.472	12:30:42.602	2	Kawasaki ZX6R
82		James BULL	1:43.415	12:30:42.801	2	Kawasaki ZX6R 636
14		Lewis ARROWSMITH	1:43.206	12:30:42.995	2	Honda CBR600

Session Leader History

NO	CL	NAME	FROM LAP	LAPS LED	DISTANCE	VEHICLE
81		Barry DIMELOW	1	5	13.46 miles	Kawasaki ZX6R
14		Lewis ARROWSMITH	6	1	2.69 miles	Honda CBR600

Flag History

TYPE	TIME OF DAY
GREEN	12:27:11.281
FINISH	12:37:38.627

Flag Statistics

TYPE	COUNT	TOTAL LAPS	TOTAL TIME
Green	1	6	11:45.951
Red	0	0	0.000
Safety Car	0	0	0.000
FCY	0	0	0.000

BMCRC - MRO Championships 2022 - Rnd 4 @ Oulton Park

DART Motorsport MRO 600 / GP2 & Clubman 600

RACE 6 - STATISTICS

CLASS :

13 Starters

Fastest Lap History

NO	NAME	LAP TIME	TIME OF DAY	LAP	VEHICLE
81	Barry DIMELow	1:43.472	12:30:42.602	2	Kawasaki ZX6R
82	James BULL	1:43.415	12:30:42.801	2	Kawasaki ZX6R 636
14	Lewis ARROWSMITH	1:43.206	12:30:42.995	2	Honda CBR600

Leader History

NO	NAME	FROM LAP	LAPS LED	DISTANCE	VEHICLE
81	Barry DIMELow	1	5	13.46 miles	Kawasaki ZX6R
14	Lewis ARROWSMITH	6	1	2.69 miles	Honda CBR600

BMCRC - MRO Championships 2022 - Rnd 4 @ Oulton Park

DART Motorsport MRO 600 / GP2 & Clubman 600

RACE 6 - STATISTICS

CLASS : C

12 Starters

Fastest Lap History

NO	NAME	LAP TIME	TIME OF DAY	LAP	VEHICLE
30	Owen MELLOR	1:44.820	12:30:45.434	2	Kawaski ZX-6
30	Owen MELLOR	1:44.677	12:32:30.111	3	Kawaski ZX-6
30	Owen MELLOR	1:44.507	12:34:14.619	4	Kawaski ZX-6

Leader History

NO	NAME	FROM LAP	LAPS LED	DISTANCE	VEHICLE
30	Owen MELLOR	1	6	16.15 miles	Kawaski ZX-6

BMCRC - MRO Championships 2022 - Rnd 4 @ Oulton Park

DART Motorsport MRO 600 / GP2 & Clubman 600

RACE 6 - STATISTICS

CLASS : GP2

1 Starters

Fastest Lap History

NO	NAME	LAP TIME	TIME OF DAY	LAP	VEHICLE
661	Cameron HARRIS	1:47.011	12:30:51.014	2	Triumph 675R
661	Cameron HARRIS	1:46.748	12:36:12.920	5	Triumph 675R

Leader History

NO	NAME	FROM LAP	LAPS LED	DISTANCE	VEHICLE
661	Cameron HARRIS	1	6	16.15 miles	Triumph 675R

BMCRC - MRO Championships 2022 - Rnd 4 @ Oulton Park



DART Motorsport MRO 600 / GP2 & Clubman 600

RACE 16 - GRID (8 Laps)

ROW 11		32	78 Mark EVANS	31	86 David POWLEY	
ROW 10	30	132 Mitchell GILBERT	29	64 Stuart REECE	28	37 Alex LATHAM
ROW 9	27	41 Lynden LEATHERLAND	26	22 Toby TRUNDLE	25	185 Izaak ALDRED
ROW 8	24	1:52.760 62 Oliver NUNN	23	1:52.580 85 James ROBINSON	22	1:52.496 73 Jamie THOMAS
ROW 7	21	1:52.488 67 Andy LOVETT	20	1:52.249 168 Aaron DALRYMPLE	19	1:51.446 45 Jake MARSH
ROW 6	18	1:51.347 511 Ross CLARKE	17	1:49.308 19 Arran HANDS	16	1:49.069 33 Aaren CARPENTER
ROW 5	15	1:48.842 152 Samuel MOUSLEY	14	1:48.814 13 Doug EDMONDSON	13	1:46.816 961 Jack SIM
ROW 4	12	1:46.787 188 Dawid KRAWIECKI	11	1:46.748 661 Cameron HARRIS	10	1:46.622 169 Gareth CUNNINGHAM
ROW 3	9	1:46.506 818 Alex BARKER	8	1:46.113 212 Matt PALLETT	7	1:46.074 321 Martin MORRIS
ROW 2	6	1:45.747 151 Chloe JONES	5	1:44.507 30 Owen MELLOR	4	1:44.476 470 Joe FARRAGHER
ROW 1	3	1:43.472 81 Barry DIMELOW	2	1:43.415 82 James BULL	1	1:43.206 14 Lewis ARROWSMITH Pole

Oulton Park International: 2.6920 miles

These results are provisional until the conclusion of any judicial and technical matters.

Clerk Of Course :	Stewards :	Timekeeper : Richard Evans
-------------------	------------	----------------------------

Results can be found at www.tsl-timing.com

Printed - 12:43 Saturday, 04 June 2022



BMCRC - MRO Championships 2022 - Rnd 4 @ Oulton Park



DART Motorsport MRO 600 / GP2 & Clubman 600

RACE 16 - CLASSIFICATION

POS	NO	CL	PIC NAME	ENTRY	LAPS	TIME	GAP	DIFF	MPH	BEST	ON
1	81		1 Barry DIMELOW	Kawasaki ZX6R - AJC CONSTRUCTION	8	13:50.658			93.33	1:42.814	6
2	14		2 Lewis ARROWSMITH	Honda CBR600 -	8	13:55.071	4.413	4.413	92.84	1:43.317	8
3	82		3 James BULL	Kawasaki ZX6R 636 - team bull racing	8	13:56.035	5.377	0.964	92.73	1:43.449	2
4	30	C	1 Owen MELLOR	Kawaski ZX-6 - BDS Motorcycles	8	14:04.981	14.323	8.946	91.75	1:44.088	2
5	470		4 Joe FARRAGHER	Kawasaki ZX6R - J C Utilities Ltd	8	14:09.600	18.942	4.619	91.25	1:45.444	2
6	818		5 Alex BARKER	Yamaha R6 - Barker Woodrow LTD & Foundry Tyres	8	14:16.591	25.933	6.991	90.51	1:45.588	8
7	961		6 Jack SIM	Kawasaki ZX6 R - Vanguard Motorsport, Platform Lif	8	14:22.728	32.070	6.137	89.86	1:46.573	6
8	169		7 Gareth CUNNINGHAM	Yamaha R6 - Burnham cars ltd	8	14:24.757	34.099	2.029	89.65	1:46.550	5
9	212	C	2 Matt PALLETT	Yamaha R6 - BDA Chartered Architects	8	14:26.512	35.854	1.755	89.47	1:45.721	7
10	188		8 Dawid KRAWIECKI	Yamaha R6 - Code Blue LTD & D A East Electrical	8	14:33.568	42.910	7.056	88.75	1:46.968	2
11	132	C	3 Mitchell GILBERT	Yamaha R6 - The Asap group	8	14:38.051	47.393	4.483	88.29	1:47.299	7
12	152		9 Samuel MOUSLEY	Yamaha R6 - Orthrus Racing	8	14:40.306	49.648	2.255	88.07	1:47.514	8
13	33	C	4 Aaren CARPENTER	Kawasaki ZX6R - Slugcrow Racing	8	14:40.712	50.054	0.406	88.03	1:48.196	6
14	13		10 Doug EDMONDSON	Triumph Daytona - Stan Stephens Tuning	8	14:42.671	52.013	1.959	87.83	1:48.505	7
15	19	C	5 Arran HANDS	Triumph Daytona 675 - Dura Flue	8	14:53.093	1:02.435	10.422	86.81	1:49.940	8
16	45	C	6 Jake MARSH	Kawasaki ZX6R - Zipped Up Racing	8	14:54.060	1:03.402	0.967	86.71	1:50.456	6
17	73	C	7 Jamie THOMAS	Yamaha R6 - Team RubyRacing	8	14:54.387	1:03.729	0.327	86.68	1:50.213	8
18	86	C	8 David POWLEY	Honda CBR600RR -	8	15:08.928	1:18.270	14.541	85.29	1:50.632	8
19	511	C	9 Ross CLARKE	Kawasaki ZX600RR - Ross clarke Farriery	8	15:09.125	1:18.467	0.197	85.28	1:50.539	8
20	168	C	10 Aaron DALRYMPLE	Yamaha R6 - Team Xclusiv	8	15:10.306	1:19.648	1.181	85.16	1:51.207	7
21	67		11 Andy LOVETT	Honda CBR 600 - awl engineering	8	15:13.356	1:22.698	3.050	84.88	1:52.025	8
22	85		12 James ROBINSON	Yamaha R6 - claire palastanga ceramics	8	15:13.848	1:23.190	0.492	84.83	1:51.996	7
23	22	C	11 Toby TRUNDLE	Yamaha YZF-R6 - Harris Motorcycles - Harlow	8	15:20.636	1:29.978	6.788	84.21	1:53.043	2
24	62	C	12 Oliver NUNN	Yamaha R6 - Intertechnic UK & STVL	8	15:21.155	1:30.497	0.519	84.16	1:52.889	6

NOT CLASSIFIED

DNF	661	GP2	Cameron HARRIS	Triumph 675R - Harris / Tony Scott Motorsport	7	12:58.059	1 Lap	1 Lap	87.19	1:47.018	5
DNF	151		Chloe JONES	Yamaha R6 -	3	5:36.627	5 Laps	4 Laps	86.36	1:47.404	2

FASTEST LAP

81	Barry DIMELOW	Kawasaki ZX6R - AJC CONSTRUCTION	6	1:42.814	94.26 mph	151.69 kph
30	C Owen MELLOR	Kawaski ZX-6 - BDS Motorcycles	2	1:44.088	93.10 mph	149.84 kph
661	GP2 Cameron HARRIS	Triumph 675R - Harris / Tony Scott Motorsport	5	1:47.018	90.55 mph	145.73 kph

Class - 92.5% of Race Speed = 86.33 mph
 Class C - 92.5% of Race Speed = 84.86 mph

Weather / Track : Cloudy / Dry

These results are provisional until the conclusion of any judicial and technical matters.

Race Distance: 8 Laps / 21.53 miles
 Oulton Park International: 2.6920 miles
 Date: 04/06/2022 Start: 15:51 Finish: 16:04

Clerk Of Course :	Stewards :	Timekeeper : Richard Evans
-------------------	------------	----------------------------

Results can be found at www.tsl-timing.com

Printed - 16:06 Saturday, 04 June 2022



BMCRC - MRO Championships 2022 - Rnd 4 @ Oulton Park

DART Motorsport MRO 600 / GP2 & Clubman 600

RACE 16 - LAP CHART

LAP 1 @ 15:52:50.158

NO	BEHIND	LAP TIME
81		1:47.734
14	0.292	1:48.026
82	0.829	1:48.563
30	1.556	1:49.290
470	2.763	1:50.497
212	4.149	1:51.883
818	4.354	1:52.088
151	4.497	1:52.231
961	4.969	1:52.703
661	5.154	1:52.888
169	5.443	1:53.177
188	6.461	1:54.195
13	7.331	1:55.065
152	8.274	1:56.008
132	9.142	1:56.876
33	9.465	1:57.199
19	10.476	1:58.210
45	11.123	1:58.857
73	11.635	1:59.369
511	13.039	2:00.773
168	14.967	2:02.701
85	15.434	2:03.168
67	15.560	2:03.294
22	16.428	2:04.162
62	16.706	2:04.440
86	16.969	2:04.703

LAP 2 @ 15:54:33.791

NO	BEHIND	LAP TIME
81		1:43.633
14	0.220	1:43.561
82	0.645	1:43.449
30	2.011	1:44.088
470	4.574	1:45.444
212	7.165	1:46.649
818	7.298	1:46.577
151	8.268	1:47.404
961	8.390	1:47.054
661	8.577	1:47.056
169	8.734	1:46.924
188	9.796	1:46.968
152	14.868	1:50.227
132	15.034	1:49.525
33	15.335	1:49.503
13	16.185	1:52.487
19	18.108	1:51.265
45	18.717	1:51.227
73	19.048	1:51.046
511	22.994	1:53.588
168	24.265	1:52.931
85	24.703	1:52.902
67	25.238	1:53.311
22	25.838	1:53.043
86	26.294	1:52.958
62	28.664	1:55.591

LAP 3 @ 15:56:17.277

NO	BEHIND	LAP TIME
81		1:43.486
14	0.422	1:43.688
82	0.852	1:43.693
30	2.730	1:44.205

470	6.941	1:45.853
212	10.771	1:47.092
818	10.891	1:47.079
961	11.691	1:46.787
169	11.803	1:46.555
661	12.233	1:47.142
188	14.832	1:48.522
132	21.333	1:49.785
33	21.499	1:49.650
151	21.774	1:56.992 P
152	21.982	1:50.600
13	22.712	1:50.013
19	25.445	1:50.823
45	25.894	1:50.663
73	26.195	1:50.633
511	32.516	1:53.008
168	34.208	1:53.429
85	34.570	1:53.353
67	34.803	1:53.051
86	35.139	1:52.331
22	36.191	1:53.839
62	39.150	1:53.972

LAP 4 @ 15:58:00.777

NO	BEHIND	LAP TIME
81		1:43.500
14	0.574	1:43.652
82	0.807	1:43.455
30	3.396	1:44.166
470	8.909	1:45.468
212	13.884	1:46.613
818	14.225	1:46.834
961	15.614	1:47.423
169	15.690	1:47.387
661	15.955	1:47.222
188	19.096	1:47.764
132	27.307	1:49.474
33	27.527	1:49.528
152	28.030	1:49.548
13	28.546	1:49.334
19	32.954	1:51.009
45	33.421	1:51.027
73	33.883	1:51.188
511	42.446	1:53.430
168	43.501	1:52.793
86	43.871	1:52.232
85	44.222	1:53.152
67	44.607	1:53.304
22	46.315	1:53.624
62	49.171	1:53.521

LAP 5 @ 15:59:44.025

NO	BEHIND	LAP TIME
81		1:43.248
82	1.217	1:43.658
14	1.309	1:43.983
30	4.652	1:44.504
470	11.154	1:45.493
212	17.268	1:46.632
818	17.620	1:46.643
169	18.992	1:46.550
961	19.590	1:47.224
661	19.725	1:47.018
188	24.146	1:48.298
132	33.243	1:49.184

33	33.623	1:49.344
152	34.078	1:49.296
13	34.613	1:49.315
19	40.596	1:50.890
45	40.963	1:50.790
73	41.226	1:50.591
511	52.567	1:53.369
86	52.793	1:52.170
168	53.289	1:53.036
85	53.674	1:52.700
67	54.056	1:52.697
22	57.526	1:54.459
62	59.486	1:53.563

LAP 6 @ 16:01:26.839

NO	BEHIND	LAP TIME
81		1:42.814
14	3.177	1:44.682
82	3.693	1:45.290
30	6.897	1:45.059
470	13.918	1:45.578
212	20.584	1:46.130
818	20.969	1:46.163
961	23.349	1:46.573
661	23.947	1:47.036
169	26.134	1:49.956
188	30.121	1:48.789
132	38.899	1:48.470
33	39.005	1:48.196
152	39.723	1:48.459
13	40.598	1:48.799
19	48.213	1:50.431
45	48.605	1:50.456
73	48.970	1:50.558
86	1:02.116	1:52.137
511	1:02.489	1:52.736
168	1:03.425	1:52.950
85	1:04.149	1:53.289
67	1:04.651	1:53.409
22	1:08.718	1:54.006
62	1:09.561	1:52.889

LAP 7 @ 16:03:09.784

NO	BEHIND	LAP TIME
81		1:42.945
82	4.241	1:43.493
14	4.394	1:44.162
30	12.531	1:48.579
470	16.754	1:45.781
212	23.360	1:45.721
818	23.643	1:45.619
961	27.671	1:47.267
169	29.868	1:46.679
188	36.323	1:49.147
132	43.253	1:47.299
33	45.036	1:48.976
152	45.432	1:48.654
13	46.158	1:48.505
661	50.699	2:09.697 P
19	55.793	1:50.525
45	56.185	1:50.525
73	56.814	1:50.789
86	1:10.936	1:51.765
511	1:11.226	1:51.682
168	1:11.687	1:51.207

85	1:13.200	1:51.996
67	1:13.971	1:52.265
22	1:19.830	1:54.057
62	1:20.300	1:53.684

LAP 8 @ 16:04:53.082

NO	BEHIND	LAP TIME
81		1:43.298
14	4.413	1:43.317
82	5.377	1:44.434
30	14.323	1:45.090
470	18.942	1:45.486
818	25.933	1:45.588
961	32.070	1:47.697
169	34.099	1:47.529
212	35.854	1:55.792
188	42.910	1:49.885
132	47.393	1:47.438
152	49.648	1:47.514
33	50.054	1:48.316
13	52.013	1:49.153
19	1:02.435	1:49.940
45	1:03.402	1:50.515
73	1:03.729	1:50.213
86	1:18.270	1:50.632
511	1:18.467	1:50.539
168	1:19.648	1:51.259
67	1:22.698	1:52.025
85	1:23.190	1:53.288
22	1:29.978	1:53.446
62	1:30.497	1:53.495

BMCRC - MRO Championships 2022 - Rnd 4 @ Oulton Park

DART Motorsport MRO 600 / GP2 & Clubman 600

RACE 16 - SECTOR ANALYSIS



SECTOR 1 = FL to I1, SECTOR 2 = I1 to FL, DIFF = Difference To Personal Best Lap, P = Crossed Finish Line in Pit Lane, D = Time Disallowed

P1 81		Barry DIMELow		Kawasaki ZX6R - AJC CONSTRUCTION		
IDEAL LAP TIME : 1:42.814		BEST LAP TIME : 1:42.814		DIFFERENCE : 0.000		
LAP	SECTOR 1	SECTOR 2	LAP TIME	MPH	DIFF	TIME OF DAY
1 -		28.328	1:47.734	89.95	4.920	15:52:50.158
2 -	1:15.246	28.387	1:43.633	93.51	0.819	15:54:33.791
3 -	1:15.205	28.281	1:43.486	93.64	0.672	15:56:17.277
4 -	1:15.081	28.419	1:43.500	93.63	0.686	15:58:00.777
5 -	1:14.899	28.349	1:43.248 (3)	93.86	0.434	15:59:44.025
6 -	1:14.653	28.161	1:42.814 (1)	94.26		16:01:26.839
7 -	1:14.704	28.241	1:42.945 (2)	94.14	0.131	16:03:09.784
8 -	1:14.754	28.544	1:43.298	93.81	0.484	16:04:53.082

P2 14		Lewis ARROWSMITH		Honda CBR600 -		
IDEAL LAP TIME : 1:43.262		BEST LAP TIME : 1:43.317		DIFFERENCE : 0.055		
LAP	SECTOR 1	SECTOR 2	LAP TIME	MPH	DIFF	TIME OF DAY
1 -		28.405	1:48.026	89.71	4.709	15:52:50.450
2 -	1:15.287	28.274	1:43.561 (2)	93.58	0.244	15:54:34.011
3 -	1:15.195	28.493	1:43.688	93.46	0.371	15:56:17.699
4 -	1:15.135	28.517	1:43.652 (3)	93.49	0.335	15:58:01.351
5 -	1:15.237	28.746	1:43.983	93.20	0.666	15:59:45.334
6 -	1:15.883	28.799	1:44.682	92.57	1.365	16:01:30.016
7 -	1:15.659	28.503	1:44.162	93.04	0.845	16:03:14.178
8 -	1:14.988	28.329	1:43.317 (1)	93.80		16:04:57.495

P3 82		James BULL		Kawasaki ZX6R 636 - team bull racing		
IDEAL LAP TIME : 1:43.185		BEST LAP TIME : 1:43.449		DIFFERENCE : 0.264		
LAP	SECTOR 1	SECTOR 2	LAP TIME	MPH	DIFF	TIME OF DAY
1 -		28.248	1:48.563	89.26	5.114	15:52:50.987
2 -	1:15.102	28.347	1:43.449 (1)	93.68		15:54:34.436
3 -	1:15.196	28.497	1:43.693	93.46	0.244	15:56:18.129
4 -	1:15.062	28.393	1:43.455 (2)	93.67	0.006	15:58:01.584
5 -	1:15.310	28.348	1:43.658	93.49	0.209	15:59:45.242
6 -	1:16.807	28.483	1:45.290	92.04	1.841	16:01:30.532
7 -	1:15.370	28.123	1:43.493 (3)	93.64	0.044	16:03:14.025
8 -	1:16.053	28.381	1:44.434	92.79	0.985	16:04:58.459

P4 30 C		Owen MELLOR		Kawaski ZX-6 - BDS Motorcycles		
IDEAL LAP TIME : 1:43.916		BEST LAP TIME : 1:44.088		DIFFERENCE : 0.172		
LAP	SECTOR 1	SECTOR 2	LAP TIME	MPH	DIFF	TIME OF DAY
1 -		28.182	1:49.290	88.67	5.202	15:52:51.714
2 -	1:15.734	28.354	1:44.088 (1)	93.10		15:54:35.802
3 -	1:15.752	28.453	1:44.205 (3)	93.00	0.117	15:56:20.007
4 -	1:15.831	28.335	1:44.166 (2)	93.03	0.078	15:58:04.173
5 -	1:15.889	28.615	1:44.504	92.73	0.416	15:59:48.677
6 -	1:16.535	28.524	1:45.059	92.24	0.971	16:01:33.736
7 -	1:19.806	28.773	1:48.579	89.25	4.491	16:03:22.315
8 -	1:16.543	28.547	1:45.090	92.21	1.002	16:05:07.405

P5 470		Joe FARRAGHER		Kawasaki ZX6R - J C Utilities Ltd		
IDEAL LAP TIME : 1:45.268		BEST LAP TIME : 1:45.444		DIFFERENCE : 0.176		
LAP	SECTOR 1	SECTOR 2	LAP TIME	MPH	DIFF	TIME OF DAY
1 -		28.743	1:50.497	87.70	5.053	15:52:52.921
2 -	1:16.632	28.812	1:45.444 (1)	91.90		15:54:38.365
3 -	1:16.901	28.952	1:45.853	91.55	0.409	15:56:24.218
4 -	1:16.583	28.885	1:45.468 (2)	91.88	0.024	15:58:09.686
5 -	1:16.547	28.946	1:45.493	91.86	0.049	15:59:55.179
6 -	1:16.733	28.845	1:45.578	91.79	0.134	16:01:40.757
7 -	1:16.815	28.966	1:45.781	91.61	0.337	16:03:26.538
8 -	1:16.525	28.961	1:45.486 (3)	91.87	0.042	16:05:12.024

BMCRC - MRO Championships 2022 - Rnd 4 @ Oulton Park

DART Motorsport MRO 600 / GP2 & Clubman 600

RACE 16 - SECTOR ANALYSIS



SECTOR 1 = FL to I1, SECTOR 2 = I1 to FL, DIFF = Difference To Personal Best Lap, P = Crossed Finish Line in Pit Lane, D = Time Disallowed

P6 818		Alex BARKER		Yamaha R6 - Barker Woodrow LTD & Foundry Tyres LTD		
IDEAL LAP TIME : 1:45.374		BEST LAP TIME : 1:45.588		DIFFERENCE : 0.214		
LAP	SECTOR 1	SECTOR 2	LAP TIME	MPH	DIFF	TIME OF DAY
1 -		29.230	1:52.088	86.46	6.500	15:52:54.512
2 -	1:17.437	29.140	1:46.577	90.93	0.989	15:54:41.089
3 -	1:17.782	29.297	1:47.079	90.50	1.491	15:56:28.168
4 -	1:17.318	29.516	1:46.834	90.71	1.246	15:58:15.002
5 -	1:17.394	29.249	1:46.643	90.87	1.055	16:00:01.645
6 -	1:17.165	28.998	1:46.163 (3)	91.28	0.575	16:01:47.808
7 -	1:16.657	28.962	1:45.619 (2)	91.75	0.031	16:03:33.427
8 -	1:16.412	29.176	1:45.588 (1)	91.78		16:05:19.015

P7 961		Jack SIM		Kawasaki ZX6 R - Vanguard Motorsport, Platform Lift Engineers		
IDEAL LAP TIME : 1:46.436		BEST LAP TIME : 1:46.573		DIFFERENCE : 0.137		
LAP	SECTOR 1	SECTOR 2	LAP TIME	MPH	DIFF	TIME OF DAY
1 -		29.053	1:52.703	85.98	6.130	15:52:55.127
2 -	1:17.610	29.444	1:47.054 (3)	90.52	0.481	15:54:42.181
3 -	1:17.533	29.254	1:46.787 (2)	90.75	0.214	15:56:28.968
4 -	1:18.029	29.394	1:47.423	90.21	0.850	15:58:16.391
5 -	1:17.970	29.254	1:47.224	90.38	0.651	16:00:03.615
6 -	1:17.383	29.190	1:46.573 (1)	90.93		16:01:50.188
7 -	1:17.859	29.408	1:47.267	90.34	0.694	16:03:37.455
8 -	1:18.157	29.540	1:47.697	89.98	1.124	16:05:25.152

P8 169		Gareth CUNNINGHAM		Yamaha R6 - Burnham cars ltd		
IDEAL LAP TIME : 1:46.473		BEST LAP TIME : 1:46.550		DIFFERENCE : 0.077		
LAP	SECTOR 1	SECTOR 2	LAP TIME	MPH	DIFF	TIME OF DAY
1 -		29.196	1:53.177	85.62	6.627	15:52:55.601
2 -	1:17.674	29.250	1:46.924	90.63	0.374	15:54:42.525
3 -	1:17.476	29.079	1:46.555 (2)	90.95	0.005	15:56:29.080
4 -	1:18.011	29.376	1:47.387	90.24	0.837	15:58:16.467
5 -	1:17.553	28.997	1:46.550 (1)	90.95		16:00:03.017
6 -	1:20.721	29.235	1:49.956	88.13	3.406	16:01:52.973
7 -	1:17.506	29.173	1:46.679 (3)	90.84	0.129	16:03:39.652
8 -	1:17.934	29.595	1:47.529	90.12	0.979	16:05:27.181

P9 212 C		Matt PALLETT		Yamaha R6 - BDA Chartered Architects		
IDEAL LAP TIME : 1:45.721		BEST LAP TIME : 1:45.721		DIFFERENCE : 0.000		
LAP	SECTOR 1	SECTOR 2	LAP TIME	MPH	DIFF	TIME OF DAY
1 -		29.353	1:51.883	86.61	6.162	15:52:54.307
2 -	1:17.315	29.334	1:46.649	90.87	0.928	15:54:40.956
3 -	1:17.598	29.494	1:47.092	90.49	1.371	15:56:28.048
4 -	1:17.281	29.332	1:46.613 (3)	90.90	0.892	15:58:14.661
5 -	1:17.482	29.150	1:46.632	90.88	0.911	16:00:01.293
6 -	1:16.837	29.293	1:46.130 (2)	91.31	0.409	16:01:47.423
7 -	1:16.754	28.967	1:45.721 (1)	91.66		16:03:33.144
8 -	1:16.995	38.797	1:55.792	83.69	10.071	16:05:28.936

P10 188		Dawid KRAWIECKI		Yamaha R6 - Code Blue LTD & D A East Electrical		
IDEAL LAP TIME : 1:46.968		BEST LAP TIME : 1:46.968		DIFFERENCE : 0.000		
LAP	SECTOR 1	SECTOR 2	LAP TIME	MPH	DIFF	TIME OF DAY
1 -		29.587	1:54.195	84.86	7.227	15:52:56.619
2 -	1:17.705	29.263	1:46.968 (1)	90.60		15:54:43.587
3 -	1:18.407	30.115	1:48.522	89.30	1.554	15:56:32.109
4 -	1:18.123	29.641	1:47.764 (2)	89.93	0.796	15:58:19.873
5 -	1:18.346	29.952	1:48.298 (3)	89.48	1.330	16:00:08.171
6 -	1:18.962	29.827	1:48.789	89.08	1.821	16:01:56.960
7 -	1:19.005	30.142	1:49.147	88.79	2.179	16:03:46.107
8 -	1:19.545	30.340	1:49.885	88.19	2.917	16:05:35.992

BMCRC - MRO Championships 2022 - Rnd 4 @ Oulton Park

DART Motorsport MRO 600 / GP2 & Clubman 600

RACE 16 - SECTOR ANALYSIS



SECTOR 1 = FL to I1, SECTOR 2 = I1 to FL, DIFF = Difference To Personal Best Lap, P = Crossed Finish Line in Pit Lane, D = Time Disallowed

P11 132 C Mitchell GILBERT		Yamaha R6 - The Asap group				
IDEAL LAP TIME : 1:47.299		BEST LAP TIME : 1:47.299		DIFFERENCE : 0.000		
LAP	SECTOR 1	SECTOR 2	LAP TIME	MPH	DIFF	TIME OF DAY
1 -		30.024	1:56.876	82.91	9.577	15:52:59.300
2 -	1:19.310	30.215	1:49.525	88.48	2.226	15:54:48.825
3 -	1:19.613	30.172	1:49.785	88.27	2.486	15:56:38.610
4 -	1:19.211	30.263	1:49.474	88.52	2.175	15:58:28.084
5 -	1:19.205	29.979	1:49.184	88.76	1.885	16:00:17.268
6 -	1:18.574	29.896	1:48.470 (3)	89.34	1.171	16:02:05.738
7 -	1:17.822	29.477	1:47.299 (1)	90.32		16:03:53.037
8 -	1:17.954	29.484	1:47.438 (2)	90.20	0.139	16:05:40.475

P12 152 Samuel MOUSLEY		Yamaha R6 - Orthrus Racing				
IDEAL LAP TIME : 1:47.514		BEST LAP TIME : 1:47.514		DIFFERENCE : 0.000		
LAP	SECTOR 1	SECTOR 2	LAP TIME	MPH	DIFF	TIME OF DAY
1 -		29.718	1:56.008	83.53	8.494	15:52:58.432
2 -	1:19.941	30.286	1:50.227	87.92	2.713	15:54:48.659
3 -	1:20.188	30.412	1:50.600	87.62	3.086	15:56:39.259
4 -	1:19.576	29.972	1:49.548	88.46	2.034	15:58:28.807
5 -	1:19.261	30.035	1:49.296	88.67	1.782	16:00:18.103
6 -	1:18.764	29.695	1:48.459 (2)	89.35	0.945	16:02:06.562
7 -	1:18.802	29.852	1:48.654 (3)	89.19	1.140	16:03:55.216
8 -	1:17.996	29.518	1:47.514 (1)	90.13		16:05:42.730

P13 33 C Aaren CARPENTER		Kawasaki ZX6R - Slugcrow Racing				
IDEAL LAP TIME : 1:48.196		BEST LAP TIME : 1:48.196		DIFFERENCE : 0.000		
LAP	SECTOR 1	SECTOR 2	LAP TIME	MPH	DIFF	TIME OF DAY
1 -		30.439	1:57.199	82.69	9.003	15:52:59.623
2 -	1:19.710	29.793	1:49.503	88.50	1.307	15:54:49.126
3 -	1:19.869	29.781	1:49.650	88.38	1.454	15:56:38.776
4 -	1:19.429	30.099	1:49.528	88.48	1.332	15:58:28.304
5 -	1:19.232	30.112	1:49.344	88.63	1.148	16:00:17.648
6 -	1:18.527	29.669	1:48.196 (1)	89.57		16:02:05.844
7 -	1:18.869	30.107	1:48.976 (3)	88.93	0.780	16:03:54.820
8 -	1:18.641	29.675	1:48.316 (2)	89.47	0.120	16:05:43.136

P14 13 Doug EDMONDSON		Triumph Daytona - Stan Stephens Tuning				
IDEAL LAP TIME : 1:48.370		BEST LAP TIME : 1:48.505		DIFFERENCE : 0.135		
LAP	SECTOR 1	SECTOR 2	LAP TIME	MPH	DIFF	TIME OF DAY
1 -		29.754	1:55.065	84.22	6.560	15:52:57.489
2 -	1:22.097	30.390	1:52.487	86.15	3.982	15:54:49.976
3 -	1:20.044	29.969	1:50.013	88.09	1.508	15:56:39.989
4 -	1:19.527	29.807	1:49.334	88.63	0.829	15:58:29.323
5 -	1:19.491	29.824	1:49.315	88.65	0.810	16:00:18.638
6 -	1:19.175	29.624	1:48.799 (2)	89.07	0.294	16:02:07.437
7 -	1:18.746	29.759	1:48.505 (1)	89.31		16:03:55.942
8 -	1:19.002	30.151	1:49.153 (3)	88.78	0.648	16:05:45.095

P15 19 C Arran HANDS		Triumph Daytona 675 - Dura Flue				
IDEAL LAP TIME : 1:49.940		BEST LAP TIME : 1:49.940		DIFFERENCE : 0.000		
LAP	SECTOR 1	SECTOR 2	LAP TIME	MPH	DIFF	TIME OF DAY
1 -		30.247	1:58.210	81.98	8.270	15:53:00.634
2 -	1:21.014	30.251	1:51.265	87.10	1.325	15:54:51.899
3 -	1:20.484	30.339	1:50.823	87.44	0.883	15:56:42.722
4 -	1:20.794	30.215	1:51.009	87.30	1.069	15:58:33.731
5 -	1:20.502	30.388	1:50.890	87.39	0.950	16:00:24.621
6 -	1:20.338	30.093	1:50.431 (2)	87.75	0.491	16:02:15.052
7 -	1:20.310	30.215	1:50.525 (3)	87.68	0.585	16:04:05.577
8 -	1:20.070	29.870	1:49.940 (1)	88.15		16:05:55.517

BMCRC - MRO Championships 2022 - Rnd 4 @ Oulton Park

DART Motorsport MRO 600 / GP2 & Clubman 600

RACE 16 - SECTOR ANALYSIS



SECTOR 1 = FL to I1, SECTOR 2 = I1 to FL, DIFF = Difference To Personal Best Lap, P = Crossed Finish Line in Pit Lane, D = Time Disallowed

P16 45 C		Jake MARSH		Kawasaki ZX6R - Zipped Up Racing		
IDEAL LAP TIME : 1:50.349		BEST LAP TIME : 1:50.456		DIFFERENCE : 0.107		
LAP	SECTOR 1	SECTOR 2	LAP TIME	MPH	DIFF	TIME OF DAY
1 -		30.499	1:58.857	81.53	8.401	15:53:01.281
2 -	1:20.819	30.408	1:51.227	87.13	0.771	15:54:52.508
3 -	1:20.214	30.449	1:50.663	87.57	0.207	15:56:43.171
4 -	1:20.710	30.317	1:51.027	87.28	0.571	15:58:34.198
5 -	1:20.405	30.385	1:50.790	87.47	0.334	16:00:24.988
6 -	1:20.298	30.158	1:50.456 (1)	87.73		16:02:15.444
7 -	1:20.191	30.334	1:50.525 (3)	87.68	0.069	16:04:05.969
8 -	1:20.276	30.239	1:50.515 (2)	87.69	0.059	16:05:56.484

P17 73 C		Jamie THOMAS		Yamaha R6 - Team RubyRacing		
IDEAL LAP TIME : 1:50.102		BEST LAP TIME : 1:50.213		DIFFERENCE : 0.111		
LAP	SECTOR 1	SECTOR 2	LAP TIME	MPH	DIFF	TIME OF DAY
1 -		30.391	1:59.369	81.18	9.156	15:53:01.793
2 -	1:21.139	29.907	1:51.046	87.27	0.833	15:54:52.839
3 -	1:20.582	30.051	1:50.633	87.59	0.420	15:56:43.472
4 -	1:20.857	30.331	1:51.188	87.16	0.975	15:58:34.660
5 -	1:20.339	30.252	1:50.591 (3)	87.63	0.378	16:00:25.251
6 -	1:20.587	29.971	1:50.558 (2)	87.65	0.345	16:02:15.809
7 -	1:20.543	30.246	1:50.789	87.47	0.576	16:04:06.598
8 -	1:20.195	30.018	1:50.213 (1)	87.93		16:05:56.811

P18 86 C		David POWLEY		Honda CBR600RR -		
IDEAL LAP TIME : 1:50.632		BEST LAP TIME : 1:50.632		DIFFERENCE : 0.000		
LAP	SECTOR 1	SECTOR 2	LAP TIME	MPH	DIFF	TIME OF DAY
1 -		31.132	2:04.703	77.71	14.071	15:53:07.127
2 -	1:22.283	30.675	1:52.958	85.79	2.326	15:55:00.085
3 -	1:22.054	30.277	1:52.331	86.27	1.699	15:56:52.416
4 -	1:21.752	30.480	1:52.232	86.35	1.600	15:58:44.648
5 -	1:21.163	31.007	1:52.170	86.39	1.538	16:00:36.818
6 -	1:21.656	30.481	1:52.137 (3)	86.42	1.505	16:02:28.955
7 -	1:21.136	30.629	1:51.765 (2)	86.71	1.133	16:04:20.720
8 -	1:20.479	30.153	1:50.632 (1)	87.59		16:06:11.352

P19 511 C		Ross CLARKE		Kawasaki ZX600RR - Ross clarke Farriery		
IDEAL LAP TIME : 1:50.539		BEST LAP TIME : 1:50.539		DIFFERENCE : 0.000		
LAP	SECTOR 1	SECTOR 2	LAP TIME	MPH	DIFF	TIME OF DAY
1 -		30.833	2:00.773	80.24	10.234	15:53:03.197
2 -	1:22.650	30.938	1:53.588	85.31	3.049	15:54:56.785
3 -	1:22.157	30.851	1:53.008	85.75	2.469	15:56:49.793
4 -	1:22.549	30.881	1:53.430	85.43	2.891	15:58:43.223
5 -	1:22.203	31.166	1:53.369	85.48	2.830	16:00:36.592
6 -	1:22.286	30.450	1:52.736 (3)	85.96	2.197	16:02:29.328
7 -	1:21.231	30.451	1:51.682 (2)	86.77	1.143	16:04:21.010
8 -	1:20.544	29.995	1:50.539 (1)	87.67		16:06:11.549

P20 168 C		Aaron DALRYMPLE		Yamaha R6 - Team Xclusiv		
IDEAL LAP TIME : 1:51.187		BEST LAP TIME : 1:51.207		DIFFERENCE : 0.020		
LAP	SECTOR 1	SECTOR 2	LAP TIME	MPH	DIFF	TIME OF DAY
1 -		30.981	2:02.701	78.98	11.494	15:53:05.125
2 -	1:22.273	30.658	1:52.931	85.81	1.724	15:54:58.056
3 -	1:22.544	30.885	1:53.429	85.43	2.222	15:56:51.485
4 -	1:22.123	30.670	1:52.793 (3)	85.92	1.586	15:58:44.278
5 -	1:22.258	30.778	1:53.036	85.73	1.829	16:00:37.314
6 -	1:22.407	30.543	1:52.950	85.80	1.743	16:02:30.264
7 -	1:21.009	30.198	1:51.207 (1)	87.14		16:04:21.471
8 -	1:21.081	30.178	1:51.259 (2)	87.10	0.052	16:06:12.730

BMCRC - MRO Championships 2022 - Rnd 4 @ Oulton Park

DART Motorsport MRO 600 / GP2 & Clubman 600

RACE 16 - SECTOR ANALYSIS



SECTOR 1 = FL to I1, SECTOR 2 = I1 to FL, DIFF = Difference To Personal Best Lap, P = Crossed Finish Line in Pit Lane, D = Time Disallowed

P21 67		Andy LOVETT		Honda CBR 600 - awl engineering		
IDEAL LAP TIME : 1:51.960		BEST LAP TIME : 1:52.025		DIFFERENCE : 0.065		
LAP	SECTOR 1	SECTOR 2	LAP TIME	MPH	DIFF	TIME OF DAY
1 -		30.970	2:03.294	78.60	11.269	15:53:05.718
2 -	1:22.694	30.617	1:53.311	85.52	1.286	15:54:59.029
3 -	1:22.614	30.437	1:53.051	85.72	1.026	15:56:52.080
4 -	1:22.844	30.460	1:53.304	85.53	1.279	15:58:45.384
5 -	1:22.418	30.279	1:52.697 (3)	85.99	0.672	16:00:38.081
6 -	1:22.729	30.680	1:53.409	85.45	1.384	16:02:31.490
7 -	1:21.730	30.535	1:52.265 (2)	86.32	0.240	16:04:23.755
8 -	1:21.795	30.230	1:52.025 (1)	86.51		16:06:15.780

P22 85		James ROBINSON		Yamaha R6 - claire palastanga ceramics		
IDEAL LAP TIME : 1:51.774		BEST LAP TIME : 1:51.996		DIFFERENCE : 0.222		
LAP	SECTOR 1	SECTOR 2	LAP TIME	MPH	DIFF	TIME OF DAY
1 -		31.225	2:03.168	78.68	11.172	15:53:05.592
2 -	1:22.404	30.498	1:52.902 (3)	85.83	0.906	15:54:58.494
3 -	1:22.410	30.943	1:53.353	85.49	1.357	15:56:51.847
4 -	1:22.661	30.491	1:53.152	85.64	1.156	15:58:44.999
5 -	1:22.253	30.447	1:52.700 (2)	85.99	0.704	16:00:37.699
6 -	1:22.864	30.425	1:53.289	85.54	1.293	16:02:30.988
7 -	1:21.349	30.647	1:51.996 (1)	86.53		16:04:22.984
8 -	1:22.786	30.502	1:53.288	85.54	1.292	16:06:16.272

P23 22 C		Toby TRUNDLE		Yamaha YZF-R6 - Harris Motorcycles - Harlow		
IDEAL LAP TIME : 1:52.953		BEST LAP TIME : 1:53.043		DIFFERENCE : 0.090		
LAP	SECTOR 1	SECTOR 2	LAP TIME	MPH	DIFF	TIME OF DAY
1 -		31.699	2:04.162	78.05	11.119	15:53:06.586
2 -	1:22.036	31.007	1:53.043 (1)	85.73		15:54:59.629
3 -	1:22.922	30.917	1:53.839	85.13	0.796	15:56:53.468
4 -	1:22.508	31.116	1:53.624 (3)	85.29	0.581	15:58:47.092
5 -	1:22.785	31.674	1:54.459	84.67	1.416	16:00:41.551
6 -	1:22.833	31.173	1:54.006	85.00	0.963	16:02:35.557
7 -	1:22.701	31.356	1:54.057	84.96	1.014	16:04:29.614
8 -	1:22.376	31.070	1:53.446 (2)	85.42	0.403	16:06:23.060

P24 62 C		Oliver NUNN		Yamaha R6 - Intertechnic UK & STVL		
IDEAL LAP TIME : 1:52.610		BEST LAP TIME : 1:52.889		DIFFERENCE : 0.279		
LAP	SECTOR 1	SECTOR 2	LAP TIME	MPH	DIFF	TIME OF DAY
1 -		31.298	2:04.440	77.87	11.551	15:53:06.864
2 -	1:24.197	31.394	1:55.591	83.84	2.702	15:55:02.455
3 -	1:22.746	31.226	1:53.972	85.03	1.083	15:56:56.427
4 -	1:22.630	30.891	1:53.521 (3)	85.37	0.632	15:58:49.948
5 -	1:22.809	30.754	1:53.563	85.33	0.674	16:00:43.511
6 -	1:21.856	31.033	1:52.889 (1)	85.84		16:02:36.400
7 -	1:22.684	31.000	1:53.684	85.24	0.795	16:04:30.084
8 -	1:22.460	31.035	1:53.495 (2)	85.38	0.606	16:06:23.579

P25 661 GP2		Cameron HARRIS		Triumph 675R - Harris / Tony Scott Motorsport		
IDEAL LAP TIME : 1:46.542		BEST LAP TIME : 1:47.018		DIFFERENCE : 0.476		
LAP	SECTOR 1	SECTOR 2	LAP TIME	MPH	DIFF	TIME OF DAY
1 -		29.054	1:52.888	85.84	5.870	15:52:55.312
2 -	1:17.523	29.533	1:47.056 (3)	90.52	0.038	15:54:42.368
3 -	1:18.123	29.019	1:47.142	90.45	0.124	15:56:29.510
4 -	1:17.880	29.342	1:47.222	90.38	0.204	15:58:16.732
5 -	1:17.805	29.213	1:47.018 (1)	90.55		16:00:03.750
6 -	1:17.877	29.159	1:47.036 (2)	90.54	0.018	16:01:50.786
7 -	1:29.293	IN PIT	2:09.697 P	74.72	22.679	16:04:00.483

BMCRC - MRO Championships 2022 - Rnd 4 @ Oulton Park

DART Motorsport MRO 600 / GP2 & Clubman 600

RACE 16 - SECTOR ANALYSIS



SECTOR 1 = FL to I1, SECTOR 2 = I1 to FL, DIFF = Difference To Personal Best Lap, P = Crossed Finish Line in Pit Lane, D = Time Disallowed

P26 151		Chloe JONES		Yamaha R6 -		
IDEAL LAP TIME : 1:47.048		BEST LAP TIME : 1:47.404		DIFFERENCE : 0.356		
LAP	SECTOR 1	SECTOR 2	LAP TIME	MPH	DIFF	TIME OF DAY
1 -		29.115	1:52.231	86.35	4.827	15:52:54.655
2 -	1:17.933	29.471	1:47.404 (1)	90.23		15:54:42.059
3 -	1:19.889	IN PIT	1:56.992 P	82.83	9.588	15:56:39.051

BMCRC - MRO Championships 2022 - Rnd 4 @ Oulton Park

DART Motorsport MRO 600 / GP2 & Clubman 600

RACE 16 - BEST SECTORS

SECTOR 1			SECTOR 2			IDEAL / BEST COMPARISON						
POS	NO	NAME	TIME	NO	NAME	TIME	POS	NO	NAME	IDEAL	BEST	DIFF
									PERFECT LAP	1:42.776		
1	81	DIMELOW	1:14.653	82	BULL	28.123	1	81	DIMELOW	1:42.814	1:42.814	0.000
2	14	ARROWSMITH	1:14.988	81	DIMELOW	28.161	2	82	BULL	1:43.185	1:43.449	0.264
3	82	BULL	1:15.062	30	MELLOR	28.182	3	14	ARROWSMITH	1:43.262	1:43.317	0.055
4	30	MELLOR	1:15.734	14	ARROWSMITH	28.274	4	30	MELLOR	1:43.916	1:44.088	0.172
5	818	BARKER	1:16.412	470	FARRAGHER	28.743	5	470	FARRAGHER	1:45.268	1:45.444	0.176
6	470	FARRAGHER	1:16.525	818	BARKER	28.962	6	818	BARKER	1:45.374	1:45.588	0.214
7	212	PALLET	1:16.754	212	PALLET	28.967	7	212	PALLET	1:45.721	1:45.721	0.000
8	961	SIM	1:17.383	169	CUNNINGHAM	28.997	8	961	SIM	1:46.436	1:46.573	0.137
9	169	CUNNINGHAM	1:17.476	661	HARRIS	29.019	9	169	CUNNINGHAM	1:46.473	1:46.550	0.077
10	661	HARRIS	1:17.523	961	SIM	29.053	10	661	HARRIS	1:46.542	1:47.018	0.476
11	188	KRAWIECKI	1:17.705	151	JONES	29.115	11	188	KRAWIECKI	1:46.968	1:46.968	0.000
12	132	GILBERT	1:17.822	188	KRAWIECKI	29.263	12	151	JONES	1:47.048	1:47.404	0.356
13	151	JONES	1:17.933	132	GILBERT	29.477	13	132	GILBERT	1:47.299	1:47.299	0.000
14	152	MOUSLEY	1:17.996	152	MOUSLEY	29.518	14	152	MOUSLEY	1:47.514	1:47.514	0.000
15	33	CARPENTER	1:18.527	13	EDMONDSON	29.624	15	33	CARPENTER	1:48.196	1:48.196	0.000
16	13	EDMONDSON	1:18.746	33	CARPENTER	29.669	16	13	EDMONDSON	1:48.370	1:48.505	0.135
17	19	HANDS	1:20.070	19	HANDS	29.870	17	19	HANDS	1:49.940	1:49.940	0.000
18	45	MARSH	1:20.191	73	THOMAS	29.907	18	73	THOMAS	1:50.102	1:50.213	0.111
19	73	THOMAS	1:20.195	511	CLARKE	29.995	19	45	MARSH	1:50.349	1:50.456	0.107
20	86	POWLEY	1:20.479	86	POWLEY	30.153	20	511	CLARKE	1:50.539	1:50.539	0.000
21	511	CLARKE	1:20.544	45	MARSH	30.158	21	86	POWLEY	1:50.632	1:50.632	0.000
22	168	DALRYMPLE	1:21.009	168	DALRYMPLE	30.178	22	168	DALRYMPLE	1:51.187	1:51.207	0.020
23	85	ROBINSON	1:21.349	67	LOVETT	30.230	23	85	ROBINSON	1:51.774	1:51.996	0.222
24	67	LOVETT	1:21.730	85	ROBINSON	30.425	24	67	LOVETT	1:51.960	1:52.025	0.065
25	62	NUNN	1:21.856	62	NUNN	30.754	25	62	NUNN	1:52.610	1:52.889	0.279
26	22	TRUNDLE	1:22.036	22	TRUNDLE	30.917	26	22	TRUNDLE	1:52.953	1:53.043	0.090

BMCRC - MRO Championships 2022 - Rnd 4 @ Oulton Park

DART Motorsport MRO 600 / GP2 & Clubman 600

RACE 16 - STATISTICS

Competitors Started	26
Planned Start	2022-06-04 @ 16:00:00.000
Actual Start	2022-06-04 @ 15:51:02.423
Finish Time	2022-06-04 @ 16:04:53.081
Track Length	2.6920mi.
Total Laps	202
Total Distance Covered	543.7897mi.

Session Fastest Lap History

NO	CL	NAME	LAP TIME	TIME OF DAY	LAP	VEHICLE
81		Barry DIMELOW	1:43.633	15:54:33.803	2	Kawasaki ZX6R
14		Lewis ARROWSMITH	1:43.561	15:54:34.035	2	Honda CBR600
82		James BULL	1:43.449	15:54:34.462	2	Kawasaki ZX6R 636
81		Barry DIMELOW	1:43.248	15:59:44.036	5	Kawasaki ZX6R
81		Barry DIMELOW	1:42.814	16:01:26.850	6	Kawasaki ZX6R

Session Leader History

NO	CL	NAME	FROM LAP	LAPS LED	DISTANCE	VEHICLE
81		Barry DIMELOW	1	8	21.53 miles	Kawasaki ZX6R

Flag History

TYPE	TIME OF DAY
GREEN	15:51:02.423
FINISH	16:04:53.081

Flag Statistics

TYPE	COUNT	TOTAL LAPS	TOTAL TIME
Green	1	8	15:29.878
Red	0	0	0.000
Safety Car	0	0	0.000
FCY	0	0	0.000

BMCRC - MRO Championships 2022 - Rnd 4 @ Oulton Park

DART Motorsport MRO 600 / GP2 & Clubman 600

RACE 16 - STATISTICS

CLASS :

13 Starters

Fastest Lap History

NO	NAME	LAP TIME	TIME OF DAY	LAP	VEHICLE
81	Barry DIMELOW	1:43.633	15:54:33.803	2	Kawasaki ZX6R
14	Lewis ARROWSMITH	1:43.561	15:54:34.035	2	Honda CBR600
82	James BULL	1:43.449	15:54:34.462	2	Kawasaki ZX6R 636
81	Barry DIMELOW	1:43.248	15:59:44.036	5	Kawasaki ZX6R
81	Barry DIMELOW	1:42.814	16:01:26.850	6	Kawasaki ZX6R

Leader History

NO	NAME	FROM LAP	LAPS LED	DISTANCE	VEHICLE
81	Barry DIMELOW	1	8	21.53 miles	Kawasaki ZX6R

BMCRC - MRO Championships 2022 - Rnd 4 @ Oulton Park

DART Motorsport MRO 600 / GP2 & Clubman 600

RACE 16 - STATISTICS

CLASS : C

12 Starters

Fastest Lap History

NO	NAME	LAP TIME	TIME OF DAY	LAP	VEHICLE
30	Owen MELLOR	1:44.088	15:54:35.834	2	Kawaski ZX-6

Leader History

NO	NAME	FROM LAP	LAPS LED	DISTANCE	VEHICLE
30	Owen MELLOR	1	8	21.53 miles	Kawaski ZX-6

BMCRC - MRO Championships 2022 - Rnd 4 @ Oulton Park

DART Motorsport MRO 600 / GP2 & Clubman 600

RACE 16 - STATISTICS

CLASS : GP2

1 Starters

Fastest Lap History

NO	NAME	LAP TIME	TIME OF DAY	LAP	VEHICLE
661	Cameron HARRIS	1:47.056	15:54:42.377	2	Triumph 675R
661	Cameron HARRIS	1:47.018	16:00:03.759	5	Triumph 675R

Leader History

NO	NAME	FROM LAP	LAPS LED	DISTANCE	VEHICLE
661	Cameron HARRIS	1	7	18.84 miles	Triumph 675R

**Properly
Protected**

.CO.UK



MRO MINITWINS & BMCRC ROOKIE MINITEINS

Supported by Properly Protected



**BMCRC-MRO Championships - Round 4
Oulton Park International
3rd / 4th June 2022**



Timing & Results Provided by Timing Solutions Ltd

www.tsl-timing.com

BMCRC - MRO Championships 2022 - Rnd 4 @ Oulton Park



MRO Minitwins & Rookie Minitwins

QUALIFYING - CLASSIFICATION

POS	NO	CL	PIC NAME	ENTRY	TIME	ON	LAPS	GAP	DIFF	MPH
1	184		1 David TWYFORD	Suzuki SV650 - MHP	2:02.629	6	6			79.02
2	66		2 Mitch DUCRAN	Suzuki SV650 - JP Haulage	2:03.276	6	6	0.647	0.647	78.61
3	19		3 Kevin LILLEY	Suzuki SV650 - Trafalgar Cleaning Eqpt. / Steve Jordar	2:05.435	5	6	2.806	2.159	77.26
4	258		4 Ande FRIEND	Suzuki SV650 - Flying colours Motorcycle Training	2:06.732	5	5	4.103	1.297	76.47
5	166		5 Nik BAKER	Suzuki SV650 - K66, DMR customs	2:07.143	5	6	4.514	0.411	76.22
6	35		6 Tyler WALSH	Suzuki SV650 - KDR Powerlines	2:08.730	6	6	6.101	1.587	75.28
7	117	RMT	1 Brandon WRIGHT	Suzuki SV650 - OneEliquids.com	2:08.976	5	6	6.347	0.246	75.14
8	97		7 Alex MANN	Suzuki SV650 - Michael Jones Jewellers,Esprit Group,1	2:09.858	6	6	7.229	0.882	74.63
9	79		8 James O'MARA	Suzuki SV650 - BRP Machining Ltd	2:10.238	5	6	7.609	0.380	74.41
10	82		9 Andy SMITH	Suzuki SV650 -	2:10.692	6	6	8.063	0.454	74.15
11	61	RMT	2 Nick HOLMES	Suzuki SV650 -	2:11.189	5	5	8.560	0.497	73.87
12	81		10 Malvern MAY	Suzuki SV650 - IMP racing	2:12.994	4	5	10.365	1.805	72.87
13	6		11 Martin COOPER	Suzuki SV650 -	2:13.453	4	6	10.824	0.459	72.61
14	91	RMT	3 Ben WEST	Suzuki SV650 - RV2 power	2:13.915	5	5	11.286	0.462	72.36
15	34		12 Andrew JOHNSON	Suzuki SV650 - Rose & Charlie Racing	2:14.943	5	5	12.314	1.028	71.81
16	191	RMT	4 Justin GRACE	Suzuki SV650 - G-Race Motorsports	2:16.018	4	5	13.389	1.075	71.25
17	78	RMT	5 Tim FRAMPTON	Suzuki SV650 - K66	2:16.101	5	5	13.472	0.083	71.20
18	47		13 Tristan BOHANAN	Suzuki SV650 - Myself	2:17.879	5	5	15.250	1.778	70.28
19	167	RMT	6 Terry SMITH	Suzuki SV650 -	2:19.433	4	5	16.804	1.554	69.50
20	627	RMT	7 Aaron MONK	Suzuki SV650 - flyaspitfire.co.uk	2:19.795	4	5	17.166	0.362	69.32
21	93		14 Tony BOTTO	Suzuki SV650 - TB Motorcycles	2:20.711	2	2	18.082	0.916	68.87
22	70		15 Colin HALL	Suzuki SV650 -	2:21.272	5	5	18.643	0.561	68.60
23	199	RMT	8 Roger PARKES	Suzuki SV650 - Simply Owners Ltd	2:25.372	1	1	22.743	4.100	66.66
24	17		16 Anthony STOCK	Suzuki SV650 - Steve Atherton	2:29.754	4	4	27.125	4.382	64.71
25	4		17 Norman WILLIAMSON	Suzuki SV650 -			0			

Weather / Track : Cloudy / Wet

These results are provisional until the conclusion of any judicial and technical matters.

Oulton Park International: 2.6920 miles

Date: 03/06/2022 Start: 10:09 Finish: 10:21

Clerk Of Course :

Stewards :

Timekeeper : Richard Evans

Results can be found at www.tsl-timing.com

Printed - 10:24 Friday, 03 June 2022



BMCRC - MRO Championships 2022 - Rnd 4 @ Oulton Park

MRO Minitwins & Rookie Minitwins

QUALIFYING - SECTOR ANALYSIS



SECTOR 1 = FL to I1, SECTOR 2 = I1 to FL, DIFF = Difference To Personal Best Lap, P = Crossed Finish Line in Pit Lane, D = Time Disallowed

P1 184		David TWYFORD		Suzuki SV650 - MHP			
IDEAL LAP TIME : 2:02.629		BEST LAP TIME : 2:02.629		DIFFERENCE : 0.000			
LAP	SECTOR 1	SECTOR 2	LAP TIME	MPH	DIFF	TIME OF DAY	
1 -	1:46.937	36.677	2:23.614	67.48	20.985	10:12:10.910	
2 -	1:41.006	37.334	2:18.340	70.05	15.711	10:14:29.250	
3 -	1:34.307	34.038	2:08.345 (3)	75.50	5.716	10:16:37.595	
4 -	1:34.738	33.990	2:08.728	75.28	6.099	10:18:46.323	
5 -	1:30.866	33.309	2:04.175 (2)	78.04	1.546	10:20:50.498	
6 -	1:29.740	32.889	2:02.629 (1)	79.02		10:22:53.127	

P2 66		Mitch DUCRAN		Suzuki SV650 - JP Haulage			
IDEAL LAP TIME : 2:03.218		BEST LAP TIME : 2:03.276		DIFFERENCE : 0.058			
LAP	SECTOR 1	SECTOR 2	LAP TIME	MPH	DIFF	TIME OF DAY	
1 -	1:42.482	35.878	2:18.360	70.04	15.084	10:12:08.516	
2 -	1:34.870	34.740	2:09.610	74.77	6.334	10:14:18.126	
3 -	1:33.085	34.232	2:07.317	76.11	4.041	10:16:25.443	
4 -	1:31.121	33.819	2:04.940 (3)	77.56	1.664	10:18:30.383	
5 -	1:30.558	33.392	2:03.950 (2)	78.18	0.674	10:20:34.333	
6 -	1:29.826	33.450	2:03.276 (1)	78.61		10:22:37.609	

P3 19		Kevin LILLEY		Suzuki SV650 - Trafalgar Cleaning Eqpt. / Steve Jordan Motorcy			
IDEAL LAP TIME : 2:04.961		BEST LAP TIME : 2:05.435		DIFFERENCE : 0.474			
LAP	SECTOR 1	SECTOR 2	LAP TIME	MPH	DIFF	TIME OF DAY	
1 -	1:44.336	36.114	2:20.450	69.00	15.015	10:12:18.406	
2 -	1:35.381	35.612	2:10.993	73.98	5.558	10:14:29.399	
3 -	1:32.925	34.593	2:07.518	75.99	2.083	10:16:36.917	
4 -	1:31.962	34.376	2:06.338 (2)	76.70	0.903	10:18:43.255	
5 -	1:30.708	34.727	2:05.435 (1)	77.26		10:20:48.690	
6 -	1:32.307	34.253	2:06.560 (3)	76.57	1.125	10:22:55.250	

P4 258		Ande FRIEND		Suzuki SV650 - Flying colours Motorcycle Training			
IDEAL LAP TIME : 2:06.732		BEST LAP TIME : 2:06.732		DIFFERENCE : 0.000			
LAP	SECTOR 1	SECTOR 2	LAP TIME	MPH	DIFF	TIME OF DAY	
1 -	1:45.686	37.049	2:22.735	67.89	16.003	10:12:34.010	
2 -	1:40.224	37.326	2:17.550	70.45	10.818	10:14:51.560	
3 -	1:34.734	35.125	2:09.859 (3)	74.62	3.127	10:17:01.419	
4 -	1:33.529	34.567	2:08.096 (2)	75.65	1.364	10:19:09.515	
5 -	1:32.396	34.336	2:06.732 (1)	76.47		10:21:16.247	

P5 166		Nik BAKER		Suzuki SV650 - K66, DMR customs			
IDEAL LAP TIME : 2:07.143		BEST LAP TIME : 2:07.143		DIFFERENCE : 0.000			
LAP	SECTOR 1	SECTOR 2	LAP TIME	MPH	DIFF	TIME OF DAY	
1 -	1:48.128	37.435	2:25.563	66.57	18.420	10:12:36.396	
2 -	1:39.446	36.456	2:15.902	71.31	8.759	10:14:52.298	
3 -	1:34.976	34.726	2:09.702 (3)	74.71	2.559	10:17:02.000	
4 -	1:33.421	34.619	2:08.040 (2)	75.68	0.897	10:19:10.040	
5 -	1:32.862	34.281	2:07.143 (1)	76.22		10:21:17.183	
6 -	1:34.301	35.818	2:10.119	74.48	2.976	10:23:27.302	

P6 35		Tyler WALSH		Suzuki SV650 - KDR Powerlines			
IDEAL LAP TIME : 2:08.730		BEST LAP TIME : 2:08.730		DIFFERENCE : 0.000			
LAP	SECTOR 1	SECTOR 2	LAP TIME	MPH	DIFF	TIME OF DAY	
1 -	1:47.195	37.617	2:24.812	66.92	16.082	10:12:25.066	
2 -	1:39.549	35.879	2:15.428	71.56	6.698	10:14:40.494	
3 -	1:35.231	35.174	2:10.405 (3)	74.31	1.675	10:16:50.899	
4 -	1:34.047	35.456	2:09.503 (2)	74.83	0.773	10:19:00.402	
5 -	1:36.738	36.520	2:13.258	72.72	4.528	10:21:13.660	
6 -	1:33.715	35.015	2:08.730 (1)	75.28		10:23:22.390	

BMCRC - MRO Championships 2022 - Rnd 4 @ Oulton Park

MRO Minitwins & Rookie Minitwins

QUALIFYING - SECTOR ANALYSIS



SECTOR 1 = FL to I1, SECTOR 2 = I1 to FL, DIFF = Difference To Personal Best Lap, P = Crossed Finish Line in Pit Lane, D = Time Disallowed

P7 117 RMT		Brandon WRIGHT		Suzuki SV650 - OneEliquids.com			
IDEAL LAP TIME : 2:08.925		BEST LAP TIME : 2:08.976		DIFFERENCE : 0.051			
LAP	SECTOR 1	SECTOR 2	LAP TIME	MPH	DIFF	TIME OF DAY	
1 -	1:44.032	36.128	2:20.160	69.14	11.184	10:12:11.426	
2 -	1:34.683	35.416	2:10.099	74.49	1.123	10:14:21.525	
3 -	1:34.497	35.418	2:09.915 (3)	74.59	0.939	10:16:31.440	
4 -	1:34.470	34.910	2:09.380 (2)	74.90	0.404	10:18:40.820	
5 -	1:34.521	34.455	2:08.976 (1)	75.14		10:20:49.796	
6 -	1:35.214	35.597	2:10.811	74.08	1.835	10:23:00.607	

P8 97		Alex MANN		Suzuki SV650 - Michael Jones Jewellers,Esprit Group,TT50 cars			
IDEAL LAP TIME : 2:09.559		BEST LAP TIME : 2:09.858		DIFFERENCE : 0.299			
LAP	SECTOR 1	SECTOR 2	LAP TIME	MPH	DIFF	TIME OF DAY	
1 -	1:47.255	37.770	2:25.025	66.82	15.167	10:12:16.443	
2 -	1:38.475	36.110	2:14.585	72.00	4.727	10:14:31.028	
3 -	1:38.445	36.483	2:14.928	71.82	5.070	10:16:45.956	
4 -	1:37.457	35.425	2:12.882 (3)	72.93	3.024	10:18:58.838	
5 -	1:35.350	35.185	2:10.535 (2)	74.24	0.677	10:21:09.373	
6 -	1:34.374	35.484	2:09.858 (1)	74.63		10:23:19.231	

P9 79		James O'MARA		Suzuki SV650 - BRP Machining Ltd			
IDEAL LAP TIME : 2:09.998		BEST LAP TIME : 2:10.238		DIFFERENCE : 0.240			
LAP	SECTOR 1	SECTOR 2	LAP TIME	MPH	DIFF	TIME OF DAY	
1 -	1:44.473	37.190	2:21.663	68.41	11.425	10:12:10.511	
2 -	1:36.699	35.757	2:12.456 (3)	73.16	2.218	10:14:22.967	
3 -	1:36.222	36.238	2:12.460	73.16	2.222	10:16:35.427	
4 -	1:39.104	35.449	2:14.553	72.02	4.315	10:18:49.980	
5 -	1:34.549	35.689	2:10.238 (1)	74.41		10:21:00.218	
6 -	1:34.736	35.842	2:10.578 (2)	74.21	0.340	10:23:10.796	

P10 82		Andy SMITH		Suzuki SV650 -			
IDEAL LAP TIME : 2:10.692		BEST LAP TIME : 2:10.692		DIFFERENCE : 0.000			
LAP	SECTOR 1	SECTOR 2	LAP TIME	MPH	DIFF	TIME OF DAY	
1 -	1:47.290	37.551	2:24.841	66.90	14.149	10:12:12.599	
2 -	1:40.931	36.592	2:17.523	70.47	6.831	10:14:30.122	
3 -	1:38.754	36.288	2:15.042	71.76	4.350	10:16:45.164	
4 -	1:37.742	35.629	2:13.371 (3)	72.66	2.679	10:18:58.535	
5 -	1:37.540	35.206	2:12.746 (2)	73.00	2.054	10:21:11.281	
6 -	1:35.557	35.135	2:10.692 (1)	74.15		10:23:21.973	

P11 61 RMT		Nick HOLMES		Suzuki SV650 -			
IDEAL LAP TIME : 2:11.189		BEST LAP TIME : 2:11.189		DIFFERENCE : 0.000			
LAP	SECTOR 1	SECTOR 2	LAP TIME	MPH	DIFF	TIME OF DAY	
1 -	1:51.185	39.256	2:30.441	64.41	19.252	10:12:32.157	
2 -	1:41.806	38.089	2:19.895	69.27	8.706	10:14:52.052	
3 -	1:37.142	36.251	2:13.393 (3)	72.65	2.204	10:17:05.445	
4 -	1:36.190	36.048	2:12.238 (2)	73.28	1.049	10:19:17.683	
5 -	1:35.551	35.638	2:11.189 (1)	73.87		10:21:28.872	

P12 81		Malvern MAY		Suzuki SV650 - IMP racing			
IDEAL LAP TIME : 2:12.911		BEST LAP TIME : 2:12.994		DIFFERENCE : 0.083			
LAP	SECTOR 1	SECTOR 2	LAP TIME	MPH	DIFF	TIME OF DAY	
1 -	1:51.908	39.196	2:31.104	64.13	18.110	10:12:33.267	
2 -	1:45.464	37.913	2:23.377 (3)	67.59	10.383	10:14:56.644	
3 -	1:37.849	36.302	2:14.151 (2)	72.24	1.157	10:17:10.795	
4 -	1:36.609	36.385	2:12.994 (1)	72.87		10:19:23.789	
5 -	2:07.337	37.883	2:45.220	58.65	32.226	10:22:09.009	

BMCRC - MRO Championships 2022 - Rnd 4 @ Oulton Park

MRO Minitwins & Rookie Minitwins

QUALIFYING - SECTOR ANALYSIS



SECTOR 1 = FL to I1, SECTOR 2 = I1 to FL, DIFF = Difference To Personal Best Lap, P = Crossed Finish Line in Pit Lane, D = Time Disallowed

P13 6		Martin COOPER		Suzuki SV650 -			
IDEAL LAP TIME : 2:13.453		BEST LAP TIME : 2:13.453		DIFFERENCE : 0.000			
LAP	SECTOR 1	SECTOR 2	LAP TIME	MPH	DIFF	TIME OF DAY	
1 -	1:46.616	38.850	2:25.466	66.62	12.013	10:12:11.035	
2 -	1:40.743	37.387	2:18.130	70.16	4.677	10:14:29.165	
3 -	1:38.497	37.155	2:15.652 (3)	71.44	2.199	10:16:44.817	
4 -	1:37.013	36.440	2:13.453 (1)	72.61		10:18:58.270	
5 -	1:38.719	36.461	2:15.180 (2)	71.69	1.727	10:21:13.450	
6 -	1:37.811	IN PIT	2:24.081 P	67.26	10.628	10:23:37.531	

P14 91 RMT		Ben WEST		Suzuki SV650 - RV2 power			
IDEAL LAP TIME : 2:13.347		BEST LAP TIME : 2:13.915		DIFFERENCE : 0.568			
LAP	SECTOR 1	SECTOR 2	LAP TIME	MPH	DIFF	TIME OF DAY	
1 -	1:53.304	39.323	2:32.627	63.49	18.712	10:12:31.474	
2 -	1:45.310	39.760	2:25.070	66.80	11.155	10:14:56.544	
3 -	1:39.811	36.820	2:16.631 (3)	70.93	2.716	10:17:13.175	
4 -	1:38.637	35.853	2:14.490 (2)	72.05	0.575	10:19:27.665	
5 -	1:37.494	36.421	2:13.915 (1)	72.36		10:21:41.580	

P15 34		Andrew JOHNSON		Suzuki SV650 - Rose & Charlie Racing			
IDEAL LAP TIME : 2:14.943		BEST LAP TIME : 2:14.943		DIFFERENCE : 0.000			
LAP	SECTOR 1	SECTOR 2	LAP TIME	MPH	DIFF	TIME OF DAY	
1 -	1:51.750	39.314	2:31.064	64.15	16.121	10:12:39.957	
2 -	1:44.179	38.100	2:22.279	68.11	7.336	10:15:02.236	
3 -	1:41.835	36.926	2:18.761 (3)	69.84	3.818	10:17:20.997	
4 -	1:39.605	36.840	2:16.445 (2)	71.02	1.502	10:19:37.442	
5 -	1:38.146	36.797	2:14.943 (1)	71.81		10:21:52.385	

P16 191 RMT		Justin GRACE		Suzuki SV650 - G-Race Motorsports			
IDEAL LAP TIME : 2:16.018		BEST LAP TIME : 2:16.018		DIFFERENCE : 0.000			
LAP	SECTOR 1	SECTOR 2	LAP TIME	MPH	DIFF	TIME OF DAY	
1 -	1:54.961	39.908	2:34.869	62.57	18.851	10:12:51.371	
2 -	1:43.277	38.455	2:21.732	68.37	5.714	10:15:13.103	
3 -	1:41.474	37.645	2:19.119 (2)	69.66	3.101	10:17:32.222	
4 -	1:39.347	36.671	2:16.018 (1)	71.25		10:19:48.240	
5 -	1:43.455	36.972	2:20.427 (3)	69.01	4.409	10:22:08.667	

P17 78 RMT		Tim FRAMPTON		Suzuki SV650 - K66			
IDEAL LAP TIME : 2:15.543		BEST LAP TIME : 2:16.101		DIFFERENCE : 0.558			
LAP	SECTOR 1	SECTOR 2	LAP TIME	MPH	DIFF	TIME OF DAY	
1 -	1:52.314	39.807	2:32.121	63.70	16.020	10:12:52.716	
2 -	1:42.209	37.819	2:20.028	69.20	3.927	10:15:12.744	
3 -	1:39.266	36.846	2:16.112 (2)	71.20	0.011	10:17:28.856	
4 -	1:38.697	37.454	2:16.151 (3)	71.18	0.050	10:19:45.007	
5 -	1:39.161	36.940	2:16.101 (1)	71.20		10:22:01.108	

P18 47		Tristan BOHANAN		Suzuki SV650 - Myself			
IDEAL LAP TIME : 2:17.759		BEST LAP TIME : 2:17.879		DIFFERENCE : 0.120			
LAP	SECTOR 1	SECTOR 2	LAP TIME	MPH	DIFF	TIME OF DAY	
1 -	1:51.910	38.904	2:30.814	64.25	12.935	10:12:33.655	
2 -	1:43.623	39.710	2:23.333	67.61	5.454	10:14:56.988	
3 -	1:40.336	37.947	2:18.283 (3)	70.08	0.404	10:17:15.271	
4 -	1:40.198	37.830	2:18.028 (2)	70.21	0.149	10:19:33.299	
5 -	1:39.929	37.950	2:17.879 (1)	70.28		10:21:51.178	

BMCRC - MRO Championships 2022 - Rnd 4 @ Oulton Park

MRO Minitwins & Rookie Minitwins

QUALIFYING - SECTOR ANALYSIS



SECTOR 1 = FL to I1, SECTOR 2 = I1 to FL, DIFF = Difference To Personal Best Lap, P = Crossed Finish Line in Pit Lane, D = Time Disallowed

P19 167 RMT Terry SMITH		Suzuki SV650 -				
IDEAL LAP TIME : 2:19.167		BEST LAP TIME : 2:19.433		DIFFERENCE : 0.266		
LAP	SECTOR 1	SECTOR 2	LAP TIME	MPH	DIFF	TIME OF DAY
1 -	2:02.536	41.812	2:44.348	58.96	24.915	10:13:01.555
2 -	1:46.507	39.673	2:26.180	66.29	6.747	10:15:27.735
3 -	1:43.693	38.233	2:21.926 (3)	68.28	2.493	10:17:49.661
4 -	1:40.934	38.499	2:19.433 (1)	69.50		10:20:09.094
5 -	1:40.966	38.948	2:19.914 (2)	69.26	0.481	10:22:29.008

P20 627 RMT Aaron MONK		Suzuki SV650 - flyaspitfire.co.uk				
IDEAL LAP TIME : 2:19.760		BEST LAP TIME : 2:19.795		DIFFERENCE : 0.035		
LAP	SECTOR 1	SECTOR 2	LAP TIME	MPH	DIFF	TIME OF DAY
1 -	1:56.463	40.286	2:36.749	61.82	16.954	10:12:37.135
2 -	1:47.546	39.325	2:26.871	65.98	7.076	10:15:04.006
3 -	1:46.050	38.624	2:24.674 (3)	66.98	4.879	10:17:28.680
4 -	1:41.619	38.176	2:19.795 (1)	69.32		10:19:48.475
5 -	1:44.023	38.141	2:22.164 (2)	68.16	2.369	10:22:10.639

P21 93 Tony BOTTO		Suzuki SV650 - TB Motorcycles				
IDEAL LAP TIME : 2:18.879		BEST LAP TIME : 2:20.711		DIFFERENCE : 1.832		
LAP	SECTOR 1	SECTOR 2	LAP TIME	MPH	DIFF	TIME OF DAY
1 -	1:48.477	36.939	2:25.416 (2)	66.64	4.705	10:12:37.206
2 -	1:41.940	38.771	2:20.711 (1)	68.87		10:14:57.917

P22 70 Colin HALL		Suzuki SV650 -				
IDEAL LAP TIME : 2:21.272		BEST LAP TIME : 2:21.272		DIFFERENCE : 0.000		
LAP	SECTOR 1	SECTOR 2	LAP TIME	MPH	DIFF	TIME OF DAY
1 -	2:03.818	43.245	2:47.063	58.00	25.791	10:12:56.914
2 -	1:50.578	39.683	2:30.261	64.49	8.989	10:15:27.175
3 -	1:47.967	38.781	2:26.748 (3)	66.04	5.476	10:17:53.923
4 -	1:44.667	39.000	2:23.667 (2)	67.45	2.395	10:20:17.590
5 -	1:42.773	38.499	2:21.272 (1)	68.60		10:22:38.862

P23 199 RMT Roger PARKES		Suzuki SV650 - Simply Owners Ltd				
IDEAL LAP TIME : 2:25.372		BEST LAP TIME : 2:25.372		DIFFERENCE : 0.000		
LAP	SECTOR 1	SECTOR 2	LAP TIME	MPH	DIFF	TIME OF DAY
1 -	1:47.755	37.617	2:25.372 (1)	66.66		10:12:26.630

P24 17 Anthony STOCK		Suzuki SV650 - Steve Atherton				
IDEAL LAP TIME : 2:28.877		BEST LAP TIME : 2:29.754		DIFFERENCE : 0.877		
LAP	SECTOR 1	SECTOR 2	LAP TIME	MPH	DIFF	TIME OF DAY
1 -	2:18.328	44.414	3:02.742	53.03	32.988	10:12:56.949
2 -	1:56.385	41.975	2:38.360 (3)	61.19	8.606	10:15:35.309
3 -	1:51.345	40.965	2:32.310 (2)	63.62	2.556	10:18:07.619
4 -	1:49.403	40.351	2:29.754 (1)	64.71		10:20:37.373

BMCRC - MRO Championships 2022 - Rnd 4 @ Oulton Park

MRO Minitwins & Rookie Minitwins

QUALIFYING - BEST SECTORS

SECTOR 1			SECTOR 2			IDEAL / BEST COMPARISON						
POS	NO	NAME	TIME	NO	NAME	TIME	POS	NO	NAME	IDEAL	BEST	DIFF
									PERFECT LAP	2:02.629		
1	184	TWYFORD	1:29.740	184	TWYFORD	32.889	1	184	TWYFORD	2:02.629	2:02.629	0.000
2	66	DUCRAN	1:29.826	66	DUCRAN	33.392	2	66	DUCRAN	2:03.218	2:03.276	0.058
3	19	LILLEY	1:30.708	19	LILLEY	34.253	3	19	LILLEY	2:04.961	2:05.435	0.474
4	258	FRIEND	1:32.396	166	BAKER	34.281	4	258	FRIEND	2:06.732	2:06.732	0.000
5	166	BAKER	1:32.862	258	FRIEND	34.336	5	166	BAKER	2:07.143	2:07.143	0.000
6	35	WALSH	1:33.715	117	WRIGHT	34.455	6	35	WALSH	2:08.730	2:08.730	0.000
7	97	MANN	1:34.374	35	WALSH	35.015	7	117	WRIGHT	2:08.925	2:08.976	0.051
8	117	WRIGHT	1:34.470	82	SMITH	35.135	8	97	MANN	2:09.559	2:09.858	0.299
9	79	O'MARA	1:34.549	97	MANN	35.185	9	79	O'MARA	2:09.998	2:10.238	0.240
10	61	HOLMES	1:35.551	79	O'MARA	35.449	10	82	SMITH	2:10.692	2:10.692	0.000
11	82	SMITH	1:35.557	61	HOLMES	35.638	11	61	HOLMES	2:11.189	2:11.189	0.000
12	81	MAY	1:36.609	91	WEST	35.853	12	81	MAY	2:12.911	2:12.994	0.083
13	6	COOPER	1:37.013	81	MAY	36.302	13	91	WEST	2:13.347	2:13.915	0.568
14	91	WEST	1:37.494	6	COOPER	36.440	14	6	COOPER	2:13.453	2:13.453	0.000
15	34	JOHNSON	1:38.146	191	GRACE	36.671	15	34	JOHNSON	2:14.943	2:14.943	0.000
16	78	FRAMPTON	1:38.697	34	JOHNSON	36.797	16	78	FRAMPTON	2:15.543	2:16.101	0.558
17	191	GRACE	1:39.347	78	FRAMPTON	36.846	17	191	GRACE	2:16.018	2:16.018	0.000
18	47	BOHANAN	1:39.929	93	BOTTO	36.939	18	47	BOHANAN	2:17.759	2:17.879	0.120
19	167	SMITH	1:40.934	199	PARKES	37.617	19	93	BOTTO	2:18.879	2:20.711	1.832
20	627	MONK	1:41.619	47	BOHANAN	37.830	20	167	SMITH	2:19.167	2:19.433	0.266
21	93	BOTTO	1:41.940	627	MONK	38.141	21	627	MONK	2:19.760	2:19.795	0.035
22	70	HALL	1:42.773	167	SMITH	38.233	22	70	HALL	2:21.272	2:21.272	0.000
23	199	PARKES	1:47.755	70	HALL	38.499	23	199	PARKES	2:25.372	2:25.372	0.000
24	17	STOCK	1:48.526	17	STOCK	40.351	24	17	STOCK	2:28.877	2:29.754	0.877
25												

BMCRC - MRO Championships 2022 - Rnd 4 @ Oulton Park

MRO Minitwins & Rookie Minitwins

QUALIFYING - STATISTICS

Competitors Started	25
Planned Start	2022-06-03 @ 10:30:00.000
Actual Start	2022-06-03 @ 10:09:40.599
Finish Time	2022-06-03 @ 10:21:27.000
Track Length	2.6920mi.
Total Laps	122
Total Distance Covered	328.4274mi.

Session Fastest Lap History

NO	CL	NAME	LAP TIME	TIME OF DAY	LAP	VEHICLE
66		Mitch DUCRAN	2:18.360	10:12:08.527	1	Suzuki SV650
66		Mitch DUCRAN	2:09.610	10:14:18.136	2	Suzuki SV650
66		Mitch DUCRAN	2:07.317	10:16:25.454	3	Suzuki SV650
66		Mitch DUCRAN	2:04.940	10:18:30.394	4	Suzuki SV650
66		Mitch DUCRAN	2:03.950	10:20:34.343	5	Suzuki SV650
66		Mitch DUCRAN	2:03.276	10:22:37.619	6	Suzuki SV650
184		David TWYFORD	2:02.629	10:22:53.142	6	Suzuki SV650

Flag History

TYPE	TIME OF DAY
GREEN	10:09:40.599
FINISH	10:21:27.000

Flag Statistics

TYPE	COUNT	TOTAL LAPS	TOTAL TIME
Green	1	6	14:52.237
Red	0	0	0.000
Safety Car	0	0	0.000
FCY	0	0	0.000

BMCRC - MRO Championships 2022 - Rnd 4 @ Oulton Park

MRO Minitwins & Rookie Minitwins

QUALIFYING - STATISTICS

CLASS :

17 Starters

Fastest Lap History

NO	NAME	LAP TIME	TIME OF DAY	LAP	VEHICLE
66	Mitch DUCRAN	2:18.360	10:12:08.527	1	Suzuki SV650
66	Mitch DUCRAN	2:09.610	10:14:18.136	2	Suzuki SV650
66	Mitch DUCRAN	2:07.317	10:16:25.454	3	Suzuki SV650
66	Mitch DUCRAN	2:04.940	10:18:30.394	4	Suzuki SV650
66	Mitch DUCRAN	2:03.950	10:20:34.343	5	Suzuki SV650
66	Mitch DUCRAN	2:03.276	10:22:37.619	6	Suzuki SV650
184	David TWYFORD	2:02.629	10:22:53.142	6	Suzuki SV650

BMCRC - MRO Championships 2022 - Rnd 4 @ Oulton Park

MRO Minitwins & Rookie Minitwins

QUALIFYING - STATISTICS

CLASS : RMT

8 Starters

Fastest Lap History

NO	NAME	LAP TIME	TIME OF DAY	LAP	VEHICLE
117	Brandon WRIGHT	2:20.160	10:12:11.438	1	Suzuki SV650
117	Brandon WRIGHT	2:10.099	10:14:21.539	2	Suzuki SV650
117	Brandon WRIGHT	2:09.915	10:16:31.454	3	Suzuki SV650
117	Brandon WRIGHT	2:09.380	10:18:40.832	4	Suzuki SV650
117	Brandon WRIGHT	2:08.976	10:20:49.809	5	Suzuki SV650

BMCRC - MRO Championships 2022 - Rnd 4 @ Oulton Park



MRO Minitwins & Rookie Minitwins

RACE 7 - GRID (6 Laps)

ROW 9		26	188 Ben RICHARDS	25	4 Norman WILLIAMSON					
ROW 8	2:29.754	24	17 Anthony STOCK	2:25.372	23	199 Roger PARKES	2:21.272	22	70 Colin HALL	
ROW 7		2:20.711	21	93 Tony BOTTO	2:19.795	20	627 Aaron MONK	2:19.433	19	167 Terry SMITH
ROW 6	2:17.879	18	47 Tristan BOHANAN	2:16.101	17	78 Tim FRAMPTON	2:16.018	16	191 Justin GRACE	
ROW 5		2:14.943	15	34 Andrew JOHNSON	2:13.915	14	91 Ben WEST	2:13.453	13	6 Martin COOPER
ROW 4	2:12.994	12	81 Malvern MAY	2:11.189	11	61 Nick HOLMES	2:10.692	10	82 Andy SMITH	
ROW 3		2:10.238	9	79 James O'MARA	2:09.858	8	97 Alex MANN	2:08.976	7	117 Brandon WRIGHT
ROW 2	2:08.730	6	35 Tyler WALSH	2:07.143	5	166 Nik BAKER	2:06.732	4	258 Ande FRIEND	
ROW 1		2:05.435	3	19 Kevin LILLEY	2:03.276	2	66 Mitch DUCRAN	2:02.629	1	184 David TWYFORD
									Pole	

Oulton Park International: 2.6920 miles

These results are provisional until the conclusion of any judicial and technical matters.

Clerk Of Course :	Stewards :	Timekeeper : Richard Evans
-------------------	------------	----------------------------

Results can be found at www.tsl-timing.com

Printed - 10:25 Friday, 03 June 2022



BMCRC - MRO Championships 2022 - Rnd 4 @ Oulton Park



MRO Minitwins & Rookie Minitwins

RACE 7 - CLASSIFICATION

POS	NO	CL	PIC NAME	ENTRY	LAPS	TIME	GAP	DIFF	MPH	BEST	ON
1	184		1 David TWYFORD	Suzuki SV650 - MHP	6	11:22.472			85.20	1:52.689	5
2	19		2 Kevin LILLEY	Suzuki SV650 - Trafalgar Cleaning Eqpt. / Steve Jorr	6	11:27.380	4.908	4.908	84.59	1:53.347	6
3	97		3 Alex MANN	Suzuki SV650 - Michael Jones Jewellers,Esprit Grou	6	11:28.404	5.932	1.024	84.46	1:53.027	5
4	66		4 Mitch DUCRAN	Suzuki SV650 - JP Haulage	6	11:29.347	6.875	0.943	84.35	1:53.662	4
5	82		5 Andy SMITH	Suzuki SV650 -	6	11:32.374	9.902	3.027	83.98	1:53.406	2
6	79		6 James O'MARA	Suzuki SV650 - BRP Machining Ltd	6	11:32.488	10.016	0.114	83.96	1:53.890	2
7	117	RMT	1 Brandon WRIGHT	Suzuki SV650 - OneEliquids.com	6	11:32.878	10.406	0.390	83.92	1:53.652	2
8	166		7 Nik BAKER	Suzuki SV650 - K66, DMR customs	6	11:33.180	10.708	0.302	83.88	1:53.401	2
9	35		8 Tyler WALSH	Suzuki SV650 - KDR Powerlines	6	11:35.241	12.769	2.061	83.63	1:53.649	4
10	258		9 Ande FRIEND	Suzuki SV650 - Flying colours Motorcycle Training	6	11:44.077	21.605	8.836	82.58	1:55.328	6
11	6		10 Martin COOPER	Suzuki SV650 -	6	11:44.185	21.713	0.108	82.57	1:55.777	6
12	199	RMT	2 Roger PARKES	Suzuki SV650 - Simply Owners Ltd	6	11:53.917	31.445	9.732	81.44	1:57.436	2
13	81		11 Malvern MAY	Suzuki SV650 - IMP racing	6	11:54.111	31.639	0.194	81.42	1:57.373	6
14	34		12 Andrew JOHNSON	Suzuki SV650 - Rose & Charlie Racing	6	12:04.242	41.770	10.131	80.28	1:58.886	5
15	627	RMT	3 Aaron MONK	Suzuki SV650 - flyaspitfire.co.uk	6	12:04.984	42.512	0.742	80.20	1:57.305	6
16	61	RMT	4 Nick HOLMES	Suzuki SV650 -	6	12:05.501	43.029	0.517	80.14	1:58.524	6
17	91	RMT	5 Ben WEST	Suzuki SV650 - RV2 power	6	12:06.940	44.468	1.439	79.98	1:58.599	6
18	93		13 Tony BOTTO	Suzuki SV650 - TB Motorcycles	6	12:21.387	58.915	14.447	78.43	2:01.230	3
19	47		14 Tristan BOHANAN	Suzuki SV650 - Myself	6	12:21.554	59.082	0.167	78.41	2:01.548	6
20	191	RMT	6 Justin GRACE	Suzuki SV650 - G-Race Motorsports	6	12:21.926	59.454	0.372	78.37	2:01.432	6
21	70		15 Colin HALL	Suzuki SV650 -	6	12:22.174	59.702	0.248	78.34	2:00.200	6
22	78	RMT	7 Tim FRAMPTON	Suzuki SV650 - K66	6	12:36.757	1:14.285	14.583	76.83	2:03.675	3
23	188	RMT	8 Ben RICHARDS	Suzuki SV650 -	6	12:56.870	1:34.398	20.113	74.84	2:06.482	6
24	167	RMT	9 Terry SMITH	Suzuki SV650 -	6	12:57.843	1:35.371	0.973	74.75	2:06.968	6
25	4		16 Norman WILLIAMSON	Suzuki SV650 -	6	13:16.170	1:53.698	18.327	73.03	2:09.539	5
26	17		17 Anthony STOCK	Suzuki SV650 - Steve Atherton	6	13:23.325	2:00.853	7.155	72.38	2:09.892	6

FASTEST LAP

184	David TWYFORD	Suzuki SV650 - MHP	5	1:52.689	86.00 mph	138.40 kph
117 RMT	Brandon WRIGHT	Suzuki SV650 - OneEliquids.com	2	1:53.652	85.27 mph	137.23 kph

Class - 92.5% of Race Speed = 78.81 mph
 Class RMT - 92.5% of Race Speed = 77.62 mph

Weather / Track : Cloudy / Dry

These results are provisional until the conclusion of any judicial and technical matters.

Race Distance: 6 Laps / 16.15 miles
 Oulton Park International: 2.6920 miles
 Date: 03/06/2022 Start: 13:54 Finish: 14:05

Clerk Of Course :	Stewards :	Timekeeper : Richard Evans
-------------------	------------	----------------------------

Results can be found at www.tsl-timing.com

Printed - 14:36 Friday, 03 June 2022



BMCRC - MRO Championships 2022 - Rnd 4 @ Oulton Park

MRO Minitwins & Rookie Minitwins

RACE 7 - LAP CHART

LAP 1 @ 13:56:15.781

NO	BEHIND	LAP TIME
184		1:57.965
79	0.984	1:58.949
66	1.316	1:59.281
19	1.467	1:59.432
117	1.899	1:59.864
166	2.634	2:00.599
82	2.764	2:00.729
97	3.189	2:01.154
258	3.558	2:01.523
6	4.117	2:02.082
35	4.926	2:02.891
81	6.124	2:04.089
199	6.672	2:04.637
61	8.195	2:06.160
91	9.037	2:07.002
34	9.148	2:07.113
191	10.050	2:08.015
627	11.200	2:09.165
47	11.456	2:09.421
93	13.638	2:11.603
78	14.424	2:12.389
70	14.703	2:12.668
167	19.307	2:17.272
188	19.633	2:17.598
17	22.970	2:20.935
4	23.076	2:21.041

LAP 2 @ 13:58:09.266

NO	BEHIND	LAP TIME
184		1:53.485
79	1.389	1:53.890
19	1.656	1:53.674
66	1.748	1:53.917
117	2.066	1:53.652
166	2.550	1:53.401
82	2.685	1:53.406
97	3.300	1:53.596
258	6.248	1:56.175
35	6.834	1:55.393
6	7.243	1:56.611
81	10.215	1:57.576
199	10.623	1:57.436
61	14.925	2:00.215
34	15.102	1:59.439
91	16.472	2:00.920
627	18.585	2:00.870
191	19.134	2:02.569
47	20.662	2:02.691
93	21.980	2:01.827
70	25.423	2:04.205
78	25.547	2:04.608
167	33.815	2:07.993
188	34.297	2:08.149
4	41.112	2:11.521
17	44.364	2:14.879

LAP 3 @ 14:00:02.110

NO	BEHIND	LAP TIME
184		1:52.844
19	2.419	1:53.607
66	2.839	1:53.935
79	3.113	1:54.568

117	3.487	1:54.265
97	3.877	1:53.421
82	4.156	1:54.315
166	4.416	1:54.710
35	8.666	1:54.676
258	10.218	1:56.814
6	10.649	1:56.250
199	15.491	1:57.712
81	15.952	1:58.581
34	21.707	1:59.449
61	23.183	2:01.102
91	24.550	2:00.922
627	25.058	1:59.317
191	28.464	2:02.174
47	29.869	2:02.051
93	30.366	2:01.230
70	35.077	2:02.498
78	36.378	2:03.675
167	49.806	2:08.835
188	49.952	2:08.499
4	59.827	2:11.559
17	1:05.844	2:14.324

LAP 4 @ 14:01:54.868

NO	BEHIND	LAP TIME
184		1:52.758
19	3.147	1:53.486
66	3.743	1:53.662
97	4.422	1:53.303
79	5.938	1:55.583
82	6.087	1:54.689
117	6.292	1:55.563
166	6.591	1:54.933
35	9.557	1:53.649
258	14.557	1:57.097
6	14.685	1:56.794
199	20.870	1:58.137
81	21.599	1:58.405
34	29.101	2:00.152
61	30.337	1:59.912
91	31.648	1:59.856
627	31.763	1:59.463
191	39.077	2:03.371
93	39.600	2:01.992
47	40.180	2:03.069
70	44.308	2:01.989
78	48.035	2:04.415
188	1:05.069	2:07.875
167	1:05.796	2:08.748
4	1:17.297	2:10.228
17	1:26.426	2:13.340

LAP 5 @ 14:03:47.557

NO	BEHIND	LAP TIME
184		1:52.689
19	4.292	1:53.834
97	4.760	1:53.027
66	5.117	1:54.063
117	8.593	1:54.990
79	8.837	1:55.588
82	8.901	1:55.503
166	9.300	1:55.398
35	10.633	1:53.765
6	18.667	1:56.671
258	19.008	1:57.140

199	26.394	1:58.213
81	26.997	1:58.087
34	35.298	1:58.886
61	37.236	1:59.588
627	37.938	1:58.864
91	38.600	1:59.641
93	50.210	2:03.299
47	50.265	2:02.774
191	50.753	2:04.365
70	52.233	2:00.614
78	1:00.554	2:05.208
188	1:20.647	2:08.267
167	1:21.134	2:08.027
4	1:34.147	2:09.539
17	1:43.692	2:09.955

LAP 6 @ 14:05:40.288

NO	BEHIND	LAP TIME
184		1:52.731
19	4.908	1:53.347
97	5.932	1:53.903
66	6.875	1:54.489
82	9.902	1:53.732
79	10.016	1:53.910
117	10.406	1:54.544
166	10.708	1:54.139
35	12.769	1:54.867
258	21.605	1:55.328
6	21.713	1:55.777
199	31.445	1:57.782
81	31.639	1:57.373
34	41.770	1:59.203
627	42.512	1:57.305
61	43.029	1:58.524
91	44.468	1:58.599
93	58.915	2:01.436
47	59.082	2:01.548
191	59.454	2:01.432
70	59.702	2:00.200
78	1:14.285	2:06.462
188	1:34.398	2:06.482
167	1:35.371	2:06.968
4	1:53.698	2:12.282
17	2:00.853	2:09.892

BMCRC - MRO Championships 2022 - Rnd 4 @ Oulton Park

MRO Minitwins & Rookie Minitwins

RACE 7 - SECTOR ANALYSIS



SECTOR 1 = FL to I1, SECTOR 2 = I1 to FL, DIFF = Difference To Personal Best Lap, P = Crossed Finish Line in Pit Lane, D = Time Disallowed

P1 184		David TWYFORD		Suzuki SV650 - MHP		
IDEAL LAP TIME : 1:52.548		BEST LAP TIME : 1:52.689		DIFFERENCE : 0.141		
LAP	SECTOR 1	SECTOR 2	LAP TIME	MPH	DIFF	TIME OF DAY
1 -		31.059	1:57.965	82.15	5.276	13:56:15.781
2 -	1:22.546	30.939	1:53.485	85.39	0.796	13:58:09.266
3 -	1:21.919	30.925	1:52.844	85.88	0.155	14:00:02.110
4 -	1:21.895	30.863	1:52.758 (3)	85.94	0.069	14:01:54.868
5 -	1:21.685	31.004	1:52.689 (1)	86.00		14:03:47.557
6 -	1:21.840	30.891	1:52.731 (2)	85.96	0.042	14:05:40.288

P2 19		Kevin LILLEY		Suzuki SV650 - Trafalgar Cleaning Eqpt. / Steve Jordan Motorcy		
IDEAL LAP TIME : 1:53.058		BEST LAP TIME : 1:53.347		DIFFERENCE : 0.289		
LAP	SECTOR 1	SECTOR 2	LAP TIME	MPH	DIFF	TIME OF DAY
1 -		31.171	1:59.432	81.14	6.085	13:56:17.248
2 -	1:22.754	30.920	1:53.674	85.25	0.327	13:58:10.922
3 -	1:22.466	31.141	1:53.607 (3)	85.30	0.260	14:00:04.529
4 -	1:22.355	31.131	1:53.486 (2)	85.39	0.139	14:01:58.015
5 -	1:22.529	31.305	1:53.834	85.13	0.487	14:03:51.849
6 -	1:22.138	31.209	1:53.347 (1)	85.50		14:05:45.196

P3 97		Alex MANN		Suzuki SV650 - Michael Jones Jewellers,Esprit Group,TT50 cars		
IDEAL LAP TIME : 1:52.863		BEST LAP TIME : 1:53.027		DIFFERENCE : 0.164		
LAP	SECTOR 1	SECTOR 2	LAP TIME	MPH	DIFF	TIME OF DAY
1 -		31.374	2:01.154	79.99	8.127	13:56:18.970
2 -	1:22.533	31.063	1:53.596	85.31	0.569	13:58:12.566
3 -	1:22.307	31.114	1:53.421 (3)	85.44	0.394	14:00:05.987
4 -	1:22.386	30.917	1:53.303 (2)	85.53	0.276	14:01:59.290
5 -	1:21.946	31.081	1:53.027 (1)	85.74		14:03:52.317
6 -	1:22.961	30.942	1:53.903	85.08	0.876	14:05:46.220

P4 66		Mitch DUCRAN		Suzuki SV650 - JP Haulage		
IDEAL LAP TIME : 1:53.404		BEST LAP TIME : 1:53.662		DIFFERENCE : 0.258		
LAP	SECTOR 1	SECTOR 2	LAP TIME	MPH	DIFF	TIME OF DAY
1 -		31.542	1:59.281	81.24	5.619	13:56:17.097
2 -	1:22.537	31.380	1:53.917 (2)	85.07	0.255	13:58:11.014
3 -	1:22.491	31.444	1:53.935 (3)	85.05	0.273	14:00:04.949
4 -	1:22.072	31.590	1:53.662 (1)	85.26		14:01:58.611
5 -	1:22.731	31.332	1:54.063	84.96	0.401	14:03:52.674
6 -	1:22.897	31.592	1:54.489	84.64	0.827	14:05:47.163

P5 82		Andy SMITH		Suzuki SV650 -		
IDEAL LAP TIME : 1:53.377		BEST LAP TIME : 1:53.406		DIFFERENCE : 0.029		
LAP	SECTOR 1	SECTOR 2	LAP TIME	MPH	DIFF	TIME OF DAY
1 -		31.755	2:00.729	80.27	7.323	13:56:18.545
2 -	1:22.389	31.017	1:53.406 (1)	85.45		13:58:11.951
3 -	1:23.151	31.164	1:54.315 (3)	84.77	0.909	14:00:06.266
4 -	1:22.851	31.838	1:54.689	84.50	1.283	14:02:00.955
5 -	1:23.687	31.816	1:55.503	83.90	2.097	14:03:56.458
6 -	1:22.360	31.372	1:53.732 (2)	85.21	0.326	14:05:50.190

P6 79		James O'MARA		Suzuki SV650 - BRP Machining Ltd		
IDEAL LAP TIME : 1:53.447		BEST LAP TIME : 1:53.890		DIFFERENCE : 0.443		
LAP	SECTOR 1	SECTOR 2	LAP TIME	MPH	DIFF	TIME OF DAY
1 -		31.396	1:58.949	81.47	5.059	13:56:16.765
2 -	1:22.583	31.307	1:53.890 (1)	85.09		13:58:10.655
3 -	1:23.147	31.421	1:54.568 (3)	84.58	0.678	14:00:05.223
4 -	1:23.723	31.860	1:55.583	83.84	1.693	14:02:00.806
5 -	1:23.346	32.242	1:55.588	83.84	1.698	14:03:56.394
6 -	1:22.140	31.770	1:53.910 (2)	85.07	0.020	14:05:50.304

BMCRC - MRO Championships 2022 - Rnd 4 @ Oulton Park

MRO Minitwins & Rookie Minitwins

RACE 7 - SECTOR ANALYSIS



SECTOR 1 = FL to I1, SECTOR 2 = I1 to FL, DIFF = Difference To Personal Best Lap, P = Crossed Finish Line in Pit Lane, D = Time Disallowed

P7 117 RMT		Brandon WRIGHT		Suzuki SV650 - OneEliquids.com			
IDEAL LAP TIME : 1:53.652		BEST LAP TIME : 1:53.652		DIFFERENCE : 0.000			
LAP	SECTOR 1	SECTOR 2	LAP TIME	MPH	DIFF	TIME OF DAY	
1 -		31.469	1:59.864	80.85	6.212	13:56:17.680	
2 -	1:22.657	30.995	1:53.652 (1)	85.27		13:58:11.332	
3 -	1:22.694	31.571	1:54.265 (2)	84.81	0.613	14:00:05.597	
4 -	1:23.655	31.908	1:55.563	83.86	1.911	14:02:01.160	
5 -	1:23.176	31.814	1:54.990	84.27	1.338	14:03:56.150	
6 -	1:23.201	31.343	1:54.544 (3)	84.60	0.892	14:05:50.694	

P8 166		Nik BAKER		Suzuki SV650 - K66, DMR customs			
IDEAL LAP TIME : 1:53.401		BEST LAP TIME : 1:53.401		DIFFERENCE : 0.000			
LAP	SECTOR 1	SECTOR 2	LAP TIME	MPH	DIFF	TIME OF DAY	
1 -		31.724	2:00.599	80.35	7.198	13:56:18.415	
2 -	1:22.345	31.056	1:53.401 (1)	85.46		13:58:11.816	
3 -	1:22.896	31.814	1:54.710 (3)	84.48	1.309	14:00:06.526	
4 -	1:23.020	31.913	1:54.933	84.32	1.532	14:02:01.459	
5 -	1:23.478	31.920	1:55.398	83.98	1.997	14:03:56.857	
6 -	1:22.677	31.462	1:54.139 (2)	84.90	0.738	14:05:50.996	

P9 35		Tyler WALSH		Suzuki SV650 - KDR Powerlines			
IDEAL LAP TIME : 1:53.649		BEST LAP TIME : 1:53.649		DIFFERENCE : 0.000			
LAP	SECTOR 1	SECTOR 2	LAP TIME	MPH	DIFF	TIME OF DAY	
1 -		31.872	2:02.891	78.86	9.242	13:56:20.707	
2 -	1:23.621	31.772	1:55.393	83.98	1.744	13:58:16.100	
3 -	1:23.182	31.494	1:54.676 (3)	84.51	1.027	14:00:10.776	
4 -	1:22.485	31.164	1:53.649 (1)	85.27		14:02:04.425	
5 -	1:22.527	31.238	1:53.765 (2)	85.18	0.116	14:03:58.190	
6 -	1:23.095	31.772	1:54.867	84.36	1.218	14:05:53.057	

P10 258		Ande FRIEND		Suzuki SV650 - Flying colours Motorcycle Training			
IDEAL LAP TIME : 1:55.328		BEST LAP TIME : 1:55.328		DIFFERENCE : 0.000			
LAP	SECTOR 1	SECTOR 2	LAP TIME	MPH	DIFF	TIME OF DAY	
1 -		31.933	2:01.523	79.74	6.195	13:56:19.339	
2 -	1:24.127	32.048	1:56.175 (2)	83.41	0.847	13:58:15.514	
3 -	1:24.790	32.024	1:56.814 (3)	82.96	1.486	14:00:12.328	
4 -	1:24.868	32.229	1:57.097	82.76	1.769	14:02:09.425	
5 -	1:25.113	32.027	1:57.140	82.73	1.812	14:04:06.565	
6 -	1:23.694	31.634	1:55.328 (1)	84.03		14:06:01.893	

P11 6		Martin COOPER		Suzuki SV650 -			
IDEAL LAP TIME : 1:55.459		BEST LAP TIME : 1:55.777		DIFFERENCE : 0.318			
LAP	SECTOR 1	SECTOR 2	LAP TIME	MPH	DIFF	TIME OF DAY	
1 -		31.661	2:02.082	79.38	6.305	13:56:19.898	
2 -	1:24.240	32.371	1:56.611 (3)	83.10	0.834	13:58:16.509	
3 -	1:24.098	32.152	1:56.250 (2)	83.36	0.473	14:00:12.759	
4 -	1:24.798	31.996	1:56.794	82.97	1.017	14:02:09.553	
5 -	1:24.513	32.158	1:56.671	83.06	0.894	14:04:06.224	
6 -	1:23.798	31.979	1:55.777 (1)	83.70		14:06:02.001	

P12 199 RMT		Roger PARKES		Suzuki SV650 - Simply Owners Ltd			
IDEAL LAP TIME : 1:57.217		BEST LAP TIME : 1:57.436		DIFFERENCE : 0.219			
LAP	SECTOR 1	SECTOR 2	LAP TIME	MPH	DIFF	TIME OF DAY	
1 -		31.908	2:04.637	77.75	7.201	13:56:22.453	
2 -	1:25.309	32.127	1:57.436 (1)	82.52		13:58:19.889	
3 -	1:25.503	32.209	1:57.712 (2)	82.33	0.276	14:00:17.601	
4 -	1:25.752	32.385	1:58.137	82.03	0.701	14:02:15.738	
5 -	1:25.452	32.761	1:58.213	81.98	0.777	14:04:13.951	
6 -	1:25.398	32.384	1:57.782 (3)	82.28	0.346	14:06:11.733	

BMCRC - MRO Championships 2022 - Rnd 4 @ Oulton Park

MRO Minitwins & Rookie Minitwins

RACE 7 - SECTOR ANALYSIS



SECTOR 1 = FL to I1, SECTOR 2 = I1 to FL, DIFF = Difference To Personal Best Lap, P = Crossed Finish Line in Pit Lane, D = Time Disallowed

P13 81 Malvern MAY		Suzuki SV650 - IMP racing				
IDEAL LAP TIME : 1:57.144		BEST LAP TIME : 1:57.373		DIFFERENCE : 0.229		
LAP	SECTOR 1	SECTOR 2	LAP TIME	MPH	DIFF	TIME OF DAY
1 -		32.079	2:04.089	78.09	6.716	13:56:21.905
2 -	1:25.606	31.970	1:57.576 (2)	82.42	0.203	13:58:19.481
3 -	1:25.852	32.729	1:58.581	81.72	1.208	14:00:18.062
4 -	1:26.080	32.325	1:58.405	81.84	1.032	14:02:16.467
5 -	1:25.433	32.654	1:58.087 (3)	82.06	0.714	14:04:14.554
6 -	1:25.174	32.199	1:57.373 (1)	82.56		14:06:11.927

P14 34 Andrew JOHNSON		Suzuki SV650 - Rose & Charlie Racing				
IDEAL LAP TIME : 1:58.874		BEST LAP TIME : 1:58.886		DIFFERENCE : 0.012		
LAP	SECTOR 1	SECTOR 2	LAP TIME	MPH	DIFF	TIME OF DAY
1 -		32.755	2:07.113	76.24	8.227	13:56:24.929
2 -	1:26.735	32.704	1:59.439 (3)	81.14	0.553	13:58:24.368
3 -	1:26.755	32.694	1:59.449	81.13	0.563	14:00:23.817
4 -	1:26.920	33.232	2:00.152	80.65	1.266	14:02:23.969
5 -	1:26.192	32.694	1:58.886 (1)	81.51		14:04:22.855
6 -	1:26.521	32.682	1:59.203 (2)	81.30	0.317	14:06:22.058

P15 627 RMT Aaron MONK		Suzuki SV650 - flyaspitfire.co.uk				
IDEAL LAP TIME : 1:57.305		BEST LAP TIME : 1:57.305		DIFFERENCE : 0.000		
LAP	SECTOR 1	SECTOR 2	LAP TIME	MPH	DIFF	TIME OF DAY
1 -		33.529	2:09.165	75.03	11.860	13:56:26.981
2 -	1:28.204	32.666	2:00.870	80.17	3.565	13:58:27.851
3 -	1:26.720	32.597	1:59.317 (3)	81.22	2.012	14:00:27.168
4 -	1:26.861	32.602	1:59.463	81.12	2.158	14:02:26.631
5 -	1:26.087	32.777	1:58.864 (2)	81.53	1.559	14:04:25.495
6 -	1:25.307	31.998	1:57.305 (1)	82.61		14:06:22.800

P16 61 RMT Nick HOLMES		Suzuki SV650 -				
IDEAL LAP TIME : 1:58.133		BEST LAP TIME : 1:58.524		DIFFERENCE : 0.391		
LAP	SECTOR 1	SECTOR 2	LAP TIME	MPH	DIFF	TIME OF DAY
1 -		32.601	2:06.160	76.81	7.636	13:56:23.976
2 -	1:26.918	33.297	2:00.215	80.61	1.691	13:58:24.191
3 -	1:27.749	33.353	2:01.102	80.02	2.578	14:00:25.293
4 -	1:26.733	33.179	1:59.912 (3)	80.82	1.388	14:02:25.205
5 -	1:26.680	32.908	1:59.588 (2)	81.03	1.064	14:04:24.793
6 -	1:25.532	32.992	1:58.524 (1)	81.76		14:06:23.317

P17 91 RMT Ben WEST		Suzuki SV650 - RV2 power				
IDEAL LAP TIME : 1:58.599		BEST LAP TIME : 1:58.599		DIFFERENCE : 0.000		
LAP	SECTOR 1	SECTOR 2	LAP TIME	MPH	DIFF	TIME OF DAY
1 -		32.920	2:07.002	76.30	8.403	13:56:24.818
2 -	1:27.887	33.033	2:00.920	80.14	2.321	13:58:25.738
3 -	1:28.168	32.754	2:00.922	80.14	2.323	14:00:26.660
4 -	1:27.167	32.689	1:59.856 (3)	80.85	1.257	14:02:26.516
5 -	1:27.055	32.586	1:59.641 (2)	81.00	1.042	14:04:26.157
6 -	1:26.024	32.575	1:58.599 (1)	81.71		14:06:24.756

P18 93 Tony BOTTO		Suzuki SV650 - TB Motorcycles				
IDEAL LAP TIME : 2:00.936		BEST LAP TIME : 2:01.230		DIFFERENCE : 0.294		
LAP	SECTOR 1	SECTOR 2	LAP TIME	MPH	DIFF	TIME OF DAY
1 -		34.012	2:11.603	73.64	10.373	13:56:29.419
2 -	1:28.263	33.564	2:01.827 (3)	79.54	0.597	13:58:31.246
3 -	1:27.491	33.739	2:01.230 (1)	79.94		14:00:32.476
4 -	1:28.318	33.674	2:01.992	79.44	0.762	14:02:34.468
5 -	1:29.854	33.445	2:03.299	78.60	2.069	14:04:37.767
6 -	1:27.907	33.529	2:01.436 (2)	79.80	0.206	14:06:39.203

BMCRC - MRO Championships 2022 - Rnd 4 @ Oulton Park

MRO Minitwins & Rookie Minitwins

RACE 7 - SECTOR ANALYSIS



SECTOR 1 = FL to I1, SECTOR 2 = I1 to FL, DIFF = Difference To Personal Best Lap, P = Crossed Finish Line in Pit Lane, D = Time Disallowed

P19 47		Tristan BOHANAN		Suzuki SV650 - Myself		
IDEAL LAP TIME : 2:01.548		BEST LAP TIME : 2:01.548		DIFFERENCE : 0.000		
LAP	SECTOR 1	SECTOR 2	LAP TIME	MPH	DIFF	TIME OF DAY
1 -		33.903	2:09.421	74.88	7.873	13:56:27.237
2 -	1:29.088	33.603	2:02.691 (3)	78.98	1.143	13:58:29.928
3 -	1:28.537	33.514	2:02.051 (2)	79.40	0.503	14:00:31.979
4 -	1:29.437	33.632	2:03.069	78.74	1.521	14:02:35.048
5 -	1:28.909	33.865	2:02.774	78.93	1.226	14:04:37.822
6 -	1:28.329	33.219	2:01.548 (1)	79.73		14:06:39.370

P20 191 RMT		Justin GRACE		Suzuki SV650 - G-Race Motorsports		
IDEAL LAP TIME : 2:01.432		BEST LAP TIME : 2:01.432		DIFFERENCE : 0.000		
LAP	SECTOR 1	SECTOR 2	LAP TIME	MPH	DIFF	TIME OF DAY
1 -		33.218	2:08.015	75.70	6.583	13:56:25.831
2 -	1:28.738	33.831	2:02.569 (3)	79.06	1.137	13:58:28.400
3 -	1:28.586	33.588	2:02.174 (2)	79.32	0.742	14:00:30.574
4 -	1:29.750	33.621	2:03.371	78.55	1.939	14:02:33.945
5 -	1:31.112	33.253	2:04.365	77.92	2.933	14:04:38.310
6 -	1:28.246	33.186	2:01.432 (1)	79.80		14:06:39.742

P21 70		Colin HALL		Suzuki SV650 -		
IDEAL LAP TIME : 2:00.200		BEST LAP TIME : 2:00.200		DIFFERENCE : 0.000		
LAP	SECTOR 1	SECTOR 2	LAP TIME	MPH	DIFF	TIME OF DAY
1 -		34.103	2:12.668	73.04	12.468	13:56:30.484
2 -	1:30.250	33.955	2:04.205	78.02	4.005	13:58:34.689
3 -	1:28.751	33.747	2:02.498	79.11	2.298	14:00:37.187
4 -	1:28.171	33.818	2:01.989 (3)	79.44	1.789	14:02:39.176
5 -	1:27.428	33.186	2:00.614 (2)	80.34	0.414	14:04:39.790
6 -	1:27.099	33.101	2:00.200 (1)	80.62		14:06:39.990

P22 78 RMT		Tim FRAMPTON		Suzuki SV650 - K66		
IDEAL LAP TIME : 2:03.675		BEST LAP TIME : 2:03.675		DIFFERENCE : 0.000		
LAP	SECTOR 1	SECTOR 2	LAP TIME	MPH	DIFF	TIME OF DAY
1 -		34.169	2:12.389	73.20	8.714	13:56:30.205
2 -	1:30.379	34.229	2:04.608 (3)	77.77	0.933	13:58:34.813
3 -	1:29.742	33.933	2:03.675 (1)	78.36		14:00:38.488
4 -	1:30.230	34.185	2:04.415 (2)	77.89	0.740	14:02:42.903
5 -	1:31.176	34.032	2:05.208	77.40	1.533	14:04:48.111
6 -	1:32.024	34.438	2:06.462	76.63	2.787	14:06:54.573

P23 188 RMT		Ben RICHARDS		Suzuki SV650 -		
IDEAL LAP TIME : 2:06.482		BEST LAP TIME : 2:06.482		DIFFERENCE : 0.000		
LAP	SECTOR 1	SECTOR 2	LAP TIME	MPH	DIFF	TIME OF DAY
1 -		35.439	2:17.598	70.43	11.116	13:56:35.414
2 -	1:32.900	35.249	2:08.149 (3)	75.62	1.667	13:58:43.563
3 -	1:33.256	35.243	2:08.499	75.41	2.017	14:00:52.062
4 -	1:32.397	35.478	2:07.875 (2)	75.78	1.393	14:02:59.937
5 -	1:32.564	35.703	2:08.267	75.55	1.785	14:05:08.204
6 -	1:31.595	34.887	2:06.482 (1)	76.62		14:07:14.686

P24 167 RMT		Terry SMITH		Suzuki SV650 -		
IDEAL LAP TIME : 2:06.968		BEST LAP TIME : 2:06.968		DIFFERENCE : 0.000		
LAP	SECTOR 1	SECTOR 2	LAP TIME	MPH	DIFF	TIME OF DAY
1 -		35.718	2:17.272	70.59	10.304	13:56:35.088
2 -	1:32.747	35.246	2:07.993 (2)	75.71	1.025	13:58:43.081
3 -	1:33.569	35.266	2:08.835	75.22	1.867	14:00:51.916
4 -	1:32.995	35.753	2:08.748	75.27	1.780	14:03:00.664
5 -	1:32.488	35.539	2:08.027 (3)	75.69	1.059	14:05:08.691
6 -	1:32.443	34.525	2:06.968 (1)	76.32		14:07:15.659

BMCRC - MRO Championships 2022 - Rnd 4 @ Oulton Park

MRO Minitwins & Rookie Minitwins

RACE 7 - SECTOR ANALYSIS



SECTOR 1 = FL to I1, SECTOR 2 = I1 to FL, DIFF = Difference To Personal Best Lap, P = Crossed Finish Line in Pit Lane, D = Time Disallowed

P25 4		Norman WILLIAMSON		Suzuki SV650 -			
IDEAL LAP TIME : 2:09.218		BEST LAP TIME : 2:09.539		DIFFERENCE : 0.321			
LAP	SECTOR 1	SECTOR 2	LAP TIME	MPH	DIFF	TIME OF DAY	
1 -		35.597	2:21.041	68.71	11.502	13:56:38.857	
2 -	1:35.920	35.601	2:11.521 (3)	73.68	1.982	13:58:50.378	
3 -	1:35.739	35.820	2:11.559	73.66	2.020	14:01:01.937	
4 -	1:34.697	35.531	2:10.228 (2)	74.41	0.689	14:03:12.165	
5 -	1:34.449	35.090	2:09.539 (1)	74.81		14:05:21.704	
6 -	1:37.513	34.769	2:12.282	73.26	2.743	14:07:33.986	

P26 17		Anthony STOCK		Suzuki SV650 - Steve Atherton			
IDEAL LAP TIME : 2:09.892		BEST LAP TIME : 2:09.892		DIFFERENCE : 0.000			
LAP	SECTOR 1	SECTOR 2	LAP TIME	MPH	DIFF	TIME OF DAY	
1 -		35.927	2:20.935	68.76	11.043	13:56:38.751	
2 -	1:37.414	37.465	2:14.879	71.85	4.987	13:58:53.630	
3 -	1:37.723	36.601	2:14.324	72.14	4.432	14:01:07.954	
4 -	1:37.411	35.929	2:13.340 (3)	72.68	3.448	14:03:21.294	
5 -	1:34.449	35.506	2:09.955 (2)	74.57	0.063	14:05:31.249	
6 -	1:34.388	35.504	2:09.892 (1)	74.61		14:07:41.141	

BMCRC - MRO Championships 2022 - Rnd 4 @ Oulton Park

MRO Minitwins & Rookie Minitwins

RACE 7 - BEST SECTORS

SECTOR 1			SECTOR 2			IDEAL / BEST COMPARISON						
POS	NO	NAME	TIME	NO	NAME	TIME	POS	NO	NAME	IDEAL	BEST	DIFF
									PERFECT LAP	1:52.548		
1	184	TWYFORD	1:21.685	184	TWYFORD	30.863	1	184	TWYFORD	1:52.548	1:52.689	0.141
2	97	MANN	1:21.946	97	MANN	30.917	2	97	MANN	1:52.863	1:53.027	0.164
3	66	DUCRAN	1:22.072	19	LILLEY	30.920	3	19	LILLEY	1:53.058	1:53.347	0.289
4	19	LILLEY	1:22.138	117	WRIGHT	30.995	4	82	SMITH	1:53.377	1:53.406	0.029
5	79	O'MARA	1:22.140	82	SMITH	31.017	5	166	BAKER	1:53.401	1:53.401	0.000
6	166	BAKER	1:22.345	166	BAKER	31.056	6	66	DUCRAN	1:53.404	1:53.662	0.258
7	82	SMITH	1:22.360	35	WALSH	31.164	7	79	O'MARA	1:53.447	1:53.890	0.443
8	35	WALSH	1:22.485	79	O'MARA	31.307	8	35	WALSH	1:53.649	1:53.649	0.000
9	117	WRIGHT	1:22.657	66	DUCRAN	31.332	9	117	WRIGHT	1:53.652	1:53.652	0.000
10	258	FRIEND	1:23.694	258	FRIEND	31.634	10	258	FRIEND	1:55.328	1:55.328	0.000
11	6	COOPER	1:23.798	6	COOPER	31.661	11	6	COOPER	1:55.459	1:55.777	0.318
12	81	MAY	1:25.174	199	PARKES	31.908	12	81	MAY	1:57.144	1:57.373	0.229
13	627	MONK	1:25.307	81	MAY	31.970	13	199	PARKES	1:57.217	1:57.436	0.219
14	199	PARKES	1:25.309	627	MONK	31.998	14	627	MONK	1:57.305	1:57.305	0.000
15	61	HOLMES	1:25.532	91	WEST	32.575	15	61	HOLMES	1:58.133	1:58.524	0.391
16	91	WEST	1:26.024	61	HOLMES	32.601	16	91	WEST	1:58.599	1:58.599	0.000
17	34	JOHNSON	1:26.192	34	JOHNSON	32.682	17	34	JOHNSON	1:58.874	1:58.886	0.012
18	70	HALL	1:27.099	70	HALL	33.101	18	70	HALL	2:00.200	2:00.200	0.000
19	93	BOTTO	1:27.491	191	GRACE	33.186	19	93	BOTTO	2:00.936	2:01.230	0.294
20	191	GRACE	1:28.246	47	BOHANAN	33.219	20	191	GRACE	2:01.432	2:01.432	0.000
21	47	BOHANAN	1:28.329	93	BOTTO	33.445	21	47	BOHANAN	2:01.548	2:01.548	0.000
22	78	FRAMPTON	1:29.742	78	FRAMPTON	33.933	22	78	FRAMPTON	2:03.675	2:03.675	0.000
23	188	RICHARDS	1:31.595	167	SMITH	34.525	23	188	RICHARDS	2:06.482	2:06.482	0.000
24	167	SMITH	1:32.443	4	WILLIAMSON	34.769	24	167	SMITH	2:06.968	2:06.968	0.000
25	17	STOCK	1:34.388	188	RICHARDS	34.887	25	4	WILLIAMSON	2:09.218	2:09.539	0.321
26	4	WILLIAMSON	1:34.449	17	STOCK	35.504	26	17	STOCK	2:09.892	2:09.892	0.000

BMCRC - MRO Championships 2022 - Rnd 4 @ Oulton Park

MRO Minitwins & Rookie Minitwins

RACE 7 - STATISTICS

Competitors Started	26
Planned Start	2022-06-03 @ 13:50:00.000
Actual Start	2022-06-03 @ 13:54:17.815
Finish Time	2022-06-03 @ 14:05:40.287
Track Length	2.6920mi.
Total Laps	156
Total Distance Covered	419.9564mi.

Session Fastest Lap History

NO	CL	NAME	LAP TIME	TIME OF DAY	LAP	VEHICLE
184		David TWYFORD	1:53.485	13:58:09.283	2	Suzuki SV650
166		Nik BAKER	1:53.401	13:58:11.841	2	Suzuki SV650
184		David TWYFORD	1:52.844	14:00:02.126	3	Suzuki SV650
184		David TWYFORD	1:52.758	14:01:54.884	4	Suzuki SV650
184		David TWYFORD	1:52.689	14:03:47.573	5	Suzuki SV650

Session Leader History

NO	CL	NAME	FROM LAP	LAPS LED	DISTANCE	VEHICLE
184		David TWYFORD	1	6	16.15 miles	Suzuki SV650

Flag History

TYPE	TIME OF DAY
GREEN	13:54:17.815
FINISH	14:05:40.287

Flag Statistics

TYPE	COUNT	TOTAL LAPS	TOTAL TIME
Green	1	6	13:37.499
Red	0	0	0.000
Safety Car	0	0	0.000
FCY	0	0	0.000

BMCRC - MRO Championships 2022 - Rnd 4 @ Oulton Park

MRO Minitwins & Rookie Minitwins

RACE 7 - STATISTICS

CLASS :

17 Starters

Fastest Lap History

NO	NAME	LAP TIME	TIME OF DAY	LAP	VEHICLE
184	David TWYFORD	1:53.485	13:58:09.283	2	Suzuki SV650
166	Nik BAKER	1:53.401	13:58:11.841	2	Suzuki SV650
184	David TWYFORD	1:52.844	14:00:02.126	3	Suzuki SV650
184	David TWYFORD	1:52.758	14:01:54.884	4	Suzuki SV650
184	David TWYFORD	1:52.689	14:03:47.573	5	Suzuki SV650

Leader History

NO	NAME	FROM LAP	LAPS LED	DISTANCE	VEHICLE
184	David TWYFORD	1	6	16.15 miles	Suzuki SV650

BMCRC - MRO Championships 2022 - Rnd 4 @ Oulton Park

MRO Minitwins & Rookie Minitwins

RACE 7 - STATISTICS

CLASS : RMT

9 Starters

Fastest Lap History

NO	NAME	LAP TIME	TIME OF DAY	LAP	VEHICLE
117	Brandon WRIGHT	1:53.652	13:58:11.343	2	Suzuki SV650

Leader History

NO	NAME	FROM LAP	LAPS LED	DISTANCE	VEHICLE
117	Brandon WRIGHT	1	6	16.15 miles	Suzuki SV650

BMCRC - MRO Championships 2022 - Rnd 4 @ Oulton Park



MRO Minitwins & Rookie Minitwins

RACE 17 - GRID (6 Laps)

ROW 9			26	17	Anthony STOCK	2:09.892	25	4	Norman WILLIAMSON	2:09.539				
ROW 8	24	167	Terry SMITH	2:06.968	23	188	Ben RICHARDS	2:06.482	22	78	Tim FRAMPTON	2:03.675		
ROW 7			21	47	Tristan BOHANAN	2:01.548	20	191	Justin GRACE	2:01.432	19	93	Tony BOTTO	2:01.230
ROW 6	18	70	Colin HALL	2:00.200	17	34	Andrew JOHNSON	1:58.886	16	91	Ben WEST	1:58.599		
ROW 5			15	61	Nick HOLMES	1:58.524	14	199	Roger PARKES	1:57.436	13	81	Malvern MAY	1:57.373
ROW 4	12	627	Aaron MONK	1:57.305	11	6	Martin COOPER	1:55.777	10	258	Ande FRIEND	1:55.328		
ROW 3			9	79	James O'MARA	1:53.890	8	66	Mitch DUCRAN	1:53.662	7	117	Brandon WRIGHT	1:53.652
ROW 2	6	35	Tyler WALSH	1:53.649	5	82	Andy SMITH	1:53.406	4	166	Nik BAKER	1:53.401		
ROW 1			3	19	Kevin LILLEY	1:53.347	2	97	Alex MANN	1:53.027	1	184	David TWYFORD	1:52.689
Pole														

Oulton Park International: 2.6920 miles

These results are provisional until the conclusion of any judicial and technical matters.

Clerk Of Course :	Stewards :	Timekeeper : Richard Evans
-------------------	------------	----------------------------

Results can be found at www.tsl-timing.com

Printed - 14:37 Friday, 03 June 2022



BMCRC - MRO Championships 2022 - Rnd 4 @ Oulton Park



MRO Minitwins & Rookie Minitwins

RACE 17 - CLASSIFICATION

POS	NO	CL	PIC NAME	ENTRY	LAPS	TIME	GAP	DIFF	MPH	BEST	ON
1	184		1 David TWYFORD	Suzuki SV650 - MHP	6	11:24.547			84.94	1:52.597	4
2	166		2 Nik BAKER	Suzuki SV650 - K66, DMR customs	6	11:26.308	1.761	1.761	84.72	1:52.565	4
3	82		3 Andy SMITH	Suzuki SV650 -	6	11:26.436	1.889	0.128	84.70	1:52.600	5
4	19		4 Kevin LILLEY	Suzuki SV650 - Trafalgar Cleaning Eqpt. / Steve Jorc	6	11:33.925	9.378	7.489	83.79	1:53.907	3
5	117	RMT	1 Brandon WRIGHT	Suzuki SV650 - OneEliquids.com	6	11:36.887	12.340	2.962	83.43	1:53.712	6
6	66		5 Mitch DUCRAN	Suzuki SV650 - JP Haulage	6	11:37.438	12.891	0.551	83.37	1:54.016	6
7	6		6 Martin COOPER	Suzuki SV650 -	6	11:39.892	15.345	2.454	83.08	1:54.969	4
8	97*		7 Alex MANN	Suzuki SV650 - Michael Jones Jewellers,Esprit Grou	6	11:44.367	19.820	4.475	82.55	1:54.032	3
9	79		8 James O'MARA	Suzuki SV650 - BRP Machining Ltd	6	11:46.264	21.717	1.897	82.33	1:55.848	4
10	35		9 Tyler WALSH	Suzuki SV650 - KDR Powerlines	6	11:56.702	32.155	10.438	81.13	1:56.713	2
11	199	RMT	2 Roger PARKES	Suzuki SV650 - Simply Owners Ltd	6	11:59.169	34.622	2.467	80.85	1:57.466	5
12	34		10 Andrew JOHNSON	Suzuki SV650 - Rose & Charlie Racing	6	12:01.884	37.337	2.715	80.55	1:58.854	5
13	81		11 Malvern MAY	Suzuki SV650 - IMP racing	6	12:02.122	37.575	0.238	80.52	1:58.355	4
14	61	RMT	3 Nick HOLMES	Suzuki SV650 -	6	12:02.369	37.822	0.247	80.49	1:58.143	5
15	627	RMT	4 Aaron MONK	Suzuki SV650 - flyaspitfire.co.uk	6	12:06.344	41.797	3.975	80.05	1:58.794	4
16	91	RMT	5 Ben WEST	Suzuki SV650 - RV2 power	6	12:07.744	43.197	1.400	79.90	1:59.001	5
17	70		12 Colin HALL	Suzuki SV650 -	6	12:20.599	56.052	12.855	78.51	2:01.249	6
18	47		13 Tristan BOHANAN	Suzuki SV650 - Myself	6	12:40.048	1:15.501	19.449	76.50	2:03.966	2
19	188	RMT	6 Ben RICHARDS	Suzuki SV650 -	6	12:57.167	1:32.620	17.119	74.82	2:07.623	5
20	167	RMT	7 Terry SMITH	Suzuki SV650 -	6	13:17.241	1:52.694	20.074	72.93	2:08.173	3
21	17		14 Anthony STOCK	Suzuki SV650 - Steve Atherton	6	13:24.080	1:59.533	6.839	72.31	2:09.370	5
22	4		15 Norman WILLIAMSON	Suzuki SV650 -	6	13:28.266	2:03.719	4.186	71.94	2:10.014	5

NOT CLASSIFIED

DNF	93		Tony BOTTO	Suzuki SV650 - TB Motorcycles	5	10:52.425	1 Lap	1 Lap	74.27	2:03.623	4
DNF	78	RMT	Tim FRAMPTON	Suzuki SV650 - K66	0						

FASTEST LAP

166			Nik BAKER	Suzuki SV650 - K66, DMR customs	4	1:52.565			86.09 mph	138.55 kph	
117	RMT		Brandon WRIGHT	Suzuki SV650 - OneEliquids.com	6	1:53.712			85.22 mph	137.15 kph	

#97 - 10 Second penalty - Jump start.

Class - 92.5% of Race Speed = 78.56 mph

Class RMT - 92.5% of Race Speed = 77.17 mph

Weather / Track : Sunny / Dry

These results are provisional until the conclusion of any judicial and technical matters.

Race Distance: 6 Laps / 16.15 miles

Oulton Park International: 2.6920 miles

Date: 03/06/2022 Start: 17:37 Finish: 17:48

Clerk Of Course :	Stewards :	Timekeeper : Richard Evans
-------------------	------------	----------------------------

Results can be found at www.tsl-timing.com

Printed - 17:51 Friday, 03 June 2022



BMCRC - MRO Championships 2022 - Rnd 4 @ Oulton Park

MRO Minitwins & Rookie Minitwins

RACE 17 - LAP CHART

LAP 1 @ 17:39:14.892

NO	BEHIND	LAP TIME
184		1:59.129
97	1.723	2:00.852
82	1.849	2:00.978
166	1.874	2:01.003
117	2.350	2:01.479
19	2.592	2:01.721
66	2.685	2:01.814
6	3.075	2:02.204
35	3.809	2:02.938
199	5.071	2:04.200
79	5.137	2:04.266
34	6.504	2:05.633
81	8.333	2:07.462
61	8.888	2:08.017
627	8.979	2:08.108
91	9.427	2:08.556
70	11.672	2:10.801
47	13.747	2:12.876
188	16.491	2:15.620
17	24.195	2:23.324
167	24.869	2:23.998
4	25.489	2:24.618
93	35.433	2:34.562

LAP 2 @ 17:41:07.886

NO	BEHIND	LAP TIME
184		1:52.994
166	2.559	1:53.679
82	3.019	1:54.164
97	4.081	1:55.352
19	4.453	1:54.855
117	6.389	1:57.033
66	6.613	1:56.922
6	6.698	1:56.617
35	7.528	1:56.713
79	8.868	1:56.725
199	12.605	2:00.528
34	12.857	1:59.347
81	14.056	1:58.717
61	15.501	1:59.607
627	16.783	2:00.798
91	17.539	2:01.106
70	21.412	2:02.734
47	24.719	2:03.966
188	31.712	2:08.215
167	45.436	2:13.561
17	45.547	2:14.346
4	45.854	2:13.359
93	47.708	2:05.269

LAP 3 @ 17:43:00.960

NO	BEHIND	LAP TIME
184		1:53.074
166	2.305	1:52.820
82	2.896	1:52.951
97	5.039	1:54.032
19	5.286	1:53.907
66	8.193	1:54.654
117	8.482	1:55.167
6	8.835	1:55.211
79	11.655	1:55.861
35	13.269	1:58.815

34	19.265	1:59.482
199	19.650	2:00.119
81	20.242	1:59.260
61	21.731	1:59.304
627	24.205	2:00.496
91	24.519	2:00.054
70	30.223	2:01.885
47	36.180	2:04.535
188	47.507	2:08.869
93	59.837	2:05.203
167	1:00.535	2:08.173
17	1:04.998	2:12.525
4	1:05.172	2:12.392

LAP 4 @ 17:44:53.557

NO	BEHIND	LAP TIME
184		1:52.597
166	2.273	1:52.565
82	3.102	1:52.803
19	7.133	1:54.444
97	7.416	1:54.974
117	10.797	1:54.912
66	10.869	1:55.273
6	11.207	1:54.969
79	14.906	1:55.848
35	19.641	1:58.969
199	25.492	1:58.439
34	25.695	1:59.027
81	26.000	1:58.355
61	27.549	1:58.415
627	30.402	1:58.794
91	31.320	1:59.398
70	39.761	2:02.135
47	49.422	2:05.839
188	1:02.906	2:07.996
93	1:10.863	2:03.623
167	1:16.720	2:08.782
17	1:24.846	2:12.445
4	1:24.981	2:12.406

LAP 5 @ 17:46:46.802

NO	BEHIND	LAP TIME
184		1:53.245
166	2.062	1:53.034
82	2.457	1:52.600
19	8.659	1:54.771
97	8.901	1:54.730
117	12.136	1:54.584
66	12.383	1:54.759
6	13.090	1:55.128
79	18.107	1:56.446
35	25.347	1:58.951
199	29.713	1:57.466
34	31.304	1:58.854
81	31.835	1:59.080
61	32.447	1:58.143
627	35.976	1:58.819
91	37.076	1:59.001
70	48.311	2:01.795
47	1:02.339	2:06.162
188	1:17.284	2:07.623
93	1:21.386	2:03.768
167	1:32.886	2:09.411
17	1:40.971	2:09.370
4	1:41.750	2:10.014

LAP 6 @ 17:48:40.310

NO	BEHIND	LAP TIME
184		1:53.508
166	1.761	1:53.207
82	1.889	1:52.940
19	9.378	1:54.227
97	9.820	1:54.427
117	12.340	1:53.712
66	12.891	1:54.016
6	15.345	1:55.763
79	21.717	1:57.118
35	32.155	2:00.316
199	34.622	1:58.417
34	37.337	1:59.541
81	37.575	1:59.248
61	37.822	1:58.883
627	41.797	1:59.329
91	43.197	1:59.629
70	56.052	2:01.249
47	1:15.501	2:06.670
188	1:32.620	2:08.844
167	1:52.694	2:13.316
17	1:59.533	2:12.070
4	2:03.719	2:15.477

BMCRC - MRO Championships 2022 - Rnd 4 @ Oulton Park

MRO Minitwins & Rookie Minitwins

RACE 17 - SECTOR ANALYSIS



SECTOR 1 = FL to I1, SECTOR 2 = I1 to FL, DIFF = Difference To Personal Best Lap, P = Crossed Finish Line in Pit Lane, D = Time Disallowed

P1 184		David TWYFORD		Suzuki SV650 - MHP		
IDEAL LAP TIME : 1:52.556		BEST LAP TIME : 1:52.597		DIFFERENCE : 0.041		
LAP	SECTOR 1	SECTOR 2	LAP TIME	MPH	DIFF	TIME OF DAY
1 -		31.257	1:59.129	81.35	6.532	17:39:14.892
2 -	1:22.085	30.909	1:52.994 (2)	85.76	0.397	17:41:07.886
3 -	1:22.256	30.818	1:53.074 (3)	85.70	0.477	17:43:00.960
4 -	1:21.738	30.859	1:52.597 (1)	86.07		17:44:53.557
5 -	1:22.227	31.018	1:53.245	85.57	0.648	17:46:46.802
6 -	1:22.203	31.305	1:53.508	85.37	0.911	17:48:40.310

P2 166		Nik BAKER		Suzuki SV650 - K66, DMR customs		
IDEAL LAP TIME : 1:52.520		BEST LAP TIME : 1:52.565		DIFFERENCE : 0.045		
LAP	SECTOR 1	SECTOR 2	LAP TIME	MPH	DIFF	TIME OF DAY
1 -		31.663	2:01.003	80.09	8.438	17:39:16.766
2 -	1:22.593	31.086	1:53.679	85.25	1.114	17:41:10.445
3 -	1:21.763	31.057	1:52.820 (2)	85.90	0.255	17:43:03.265
4 -	1:21.463	31.102	1:52.565 (1)	86.09		17:44:55.830
5 -	1:21.910	31.124	1:53.034 (3)	85.73	0.469	17:46:48.864
6 -	1:22.011	31.196	1:53.207	85.60	0.642	17:48:42.071

P3 82		Andy SMITH		Suzuki SV650 -		
IDEAL LAP TIME : 1:52.422		BEST LAP TIME : 1:52.600		DIFFERENCE : 0.178		
LAP	SECTOR 1	SECTOR 2	LAP TIME	MPH	DIFF	TIME OF DAY
1 -		31.526	2:00.978	80.10	8.378	17:39:16.741
2 -	1:23.048	31.116	1:54.164	84.88	1.564	17:41:10.905
3 -	1:22.128	30.823	1:52.951	85.80	0.351	17:43:03.856
4 -	1:22.002	30.801	1:52.803 (2)	85.91	0.203	17:44:56.659
5 -	1:21.621	30.979	1:52.600 (1)	86.06		17:46:49.259
6 -	1:21.996	30.944	1:52.940 (3)	85.80	0.340	17:48:42.199

P4 19		Kevin LILLEY		Suzuki SV650 - Trafalgar Cleaning Eqpt. / Steve Jordan Motorcy		
IDEAL LAP TIME : 1:53.850		BEST LAP TIME : 1:53.907		DIFFERENCE : 0.057		
LAP	SECTOR 1	SECTOR 2	LAP TIME	MPH	DIFF	TIME OF DAY
1 -		31.612	2:01.721	79.61	7.814	17:39:17.484
2 -	1:23.746	31.109	1:54.855	84.37	0.948	17:41:12.339
3 -	1:22.741	31.166	1:53.907 (1)	85.08		17:43:06.246
4 -	1:22.917	31.527	1:54.444 (3)	84.68	0.537	17:45:00.690
5 -	1:23.191	31.580	1:54.771	84.44	0.864	17:46:55.461
6 -	1:23.022	31.205	1:54.227 (2)	84.84	0.320	17:48:49.688

P5 117 RMT		Brandon WRIGHT		Suzuki SV650 - OneEliquids.com		
IDEAL LAP TIME : 1:53.712		BEST LAP TIME : 1:53.712		DIFFERENCE : 0.000		
LAP	SECTOR 1	SECTOR 2	LAP TIME	MPH	DIFF	TIME OF DAY
1 -		31.691	2:01.479	79.77	7.767	17:39:17.242
2 -	1:25.479	31.554	1:57.033	82.80	3.321	17:41:14.275
3 -	1:23.352	31.815	1:55.167	84.14	1.455	17:43:09.442
4 -	1:23.137	31.775	1:54.912 (3)	84.33	1.200	17:45:04.354
5 -	1:23.147	31.437	1:54.584 (2)	84.57	0.872	17:46:58.938
6 -	1:22.300	31.412	1:53.712 (1)	85.22		17:48:52.650

P6 66		Mitch DUCRAN		Suzuki SV650 - JP Haulage		
IDEAL LAP TIME : 1:54.016		BEST LAP TIME : 1:54.016		DIFFERENCE : 0.000		
LAP	SECTOR 1	SECTOR 2	LAP TIME	MPH	DIFF	TIME OF DAY
1 -		31.460	2:01.814	79.55	7.798	17:39:17.577
2 -	1:24.928	31.994	1:56.922	82.88	2.906	17:41:14.499
3 -	1:23.041	31.613	1:54.654 (2)	84.52	0.638	17:43:09.153
4 -	1:23.576	31.697	1:55.273	84.07	1.257	17:45:04.426
5 -	1:23.313	31.446	1:54.759 (3)	84.44	0.743	17:46:59.185
6 -	1:22.677	31.339	1:54.016 (1)	84.99		17:48:53.201

BMCRC - MRO Championships 2022 - Rnd 4 @ Oulton Park

MRO Minitwins & Rookie Minitwins

RACE 17 - SECTOR ANALYSIS



SECTOR 1 = FL to I1, SECTOR 2 = I1 to FL, DIFF = Difference To Personal Best Lap, P = Crossed Finish Line in Pit Lane, D = Time Disallowed

P7 6		Martin COOPER		Suzuki SV650 -		
IDEAL LAP TIME : 1:54.786		BEST LAP TIME : 1:54.969		DIFFERENCE : 0.183		
LAP	SECTOR 1	SECTOR 2	LAP TIME	MPH	DIFF	TIME OF DAY
1 -		31.341	2:02.204	79.30	7.235	17:39:17.967
2 -	1:24.482	32.135	1:56.617	83.10	1.648	17:41:14.584
3 -	1:23.702	31.509	1:55.211 (3)	84.11	0.242	17:43:09.795
4 -	1:23.517	31.452	1:54.969 (1)	84.29		17:45:04.764
5 -	1:23.445	31.683	1:55.128 (2)	84.17	0.159	17:46:59.892
6 -	1:23.671	32.092	1:55.763	83.71	0.794	17:48:55.655

P8 97		Alex MANN		Suzuki SV650 - Michael Jones Jewellers,Esprit Group,TT50 cars		
IDEAL LAP TIME : 1:53.789		BEST LAP TIME : 1:54.032		DIFFERENCE : 0.243		
LAP	SECTOR 1	SECTOR 2	LAP TIME	MPH	DIFF	TIME OF DAY
1 -		31.639	2:00.852	80.19	6.820	17:39:16.615
2 -	1:24.267	31.085	1:55.352	84.01	1.320	17:41:11.967
3 -	1:22.704	31.328	1:54.032 (1)	84.98		17:43:05.999
4 -	1:23.459	31.515	1:54.974	84.29	0.942	17:45:00.973
5 -	1:23.370	31.360	1:54.730 (3)	84.47	0.698	17:46:55.703
6 -	1:23.250	31.177	1:54.427 (2)	84.69	0.395	17:48:50.130

P9 79		James O'MARA		Suzuki SV650 - BRP Machining Ltd		
IDEAL LAP TIME : 1:55.408		BEST LAP TIME : 1:55.848		DIFFERENCE : 0.440		
LAP	SECTOR 1	SECTOR 2	LAP TIME	MPH	DIFF	TIME OF DAY
1 -		31.767	2:04.266	77.98	8.418	17:39:20.029
2 -	1:24.959	31.766	1:56.725	83.02	0.877	17:41:16.754
3 -	1:23.982	31.879	1:55.861 (2)	83.64	0.013	17:43:12.615
4 -	1:24.422	31.426	1:55.848 (1)	83.65		17:45:08.463
5 -	1:24.281	32.165	1:56.446 (3)	83.22	0.598	17:47:04.909
6 -	1:24.926	32.192	1:57.118	82.74	1.270	17:49:02.027

P10 35		Tyler WALSH		Suzuki SV650 - KDR Powerlines		
IDEAL LAP TIME : 1:56.330		BEST LAP TIME : 1:56.713		DIFFERENCE : 0.383		
LAP	SECTOR 1	SECTOR 2	LAP TIME	MPH	DIFF	TIME OF DAY
1 -		31.765	2:02.938	78.83	6.225	17:39:18.701
2 -	1:24.565	32.148	1:56.713 (1)	83.03		17:41:15.414
3 -	1:25.940	32.875	1:58.815 (2)	81.56	2.102	17:43:14.229
4 -	1:26.258	32.711	1:58.969	81.46	2.256	17:45:13.198
5 -	1:26.512	32.439	1:58.951 (3)	81.47	2.238	17:47:12.149
6 -	1:27.187	33.129	2:00.316	80.54	3.603	17:49:12.465

P11 199 RMT		Roger PARKES		Suzuki SV650 - Simply Owners Ltd		
IDEAL LAP TIME : 1:57.466		BEST LAP TIME : 1:57.466		DIFFERENCE : 0.000		
LAP	SECTOR 1	SECTOR 2	LAP TIME	MPH	DIFF	TIME OF DAY
1 -		32.502	2:04.200	78.02	6.734	17:39:19.963
2 -	1:27.808	32.720	2:00.528	80.40	3.062	17:41:20.491
3 -	1:27.382	32.737	2:00.119	80.68	2.653	17:43:20.610
4 -	1:25.886	32.553	1:58.439 (3)	81.82	0.973	17:45:19.049
5 -	1:25.044	32.422	1:57.466 (1)	82.50		17:47:16.515
6 -	1:25.949	32.468	1:58.417 (2)	81.84	0.951	17:49:14.932

P12 34		Andrew JOHNSON		Suzuki SV650 - Rose & Charlie Racing		
IDEAL LAP TIME : 1:58.005		BEST LAP TIME : 1:58.854		DIFFERENCE : 0.849		
LAP	SECTOR 1	SECTOR 2	LAP TIME	MPH	DIFF	TIME OF DAY
1 -		32.222	2:05.633	77.13	6.779	17:39:21.396
2 -	1:26.507	32.840	1:59.347 (3)	81.20	0.493	17:41:20.743
3 -	1:26.755	32.727	1:59.482	81.11	0.628	17:43:20.225
4 -	1:25.783	33.244	1:59.027 (2)	81.42	0.173	17:45:19.252
5 -	1:26.304	32.550	1:58.854 (1)	81.53		17:47:18.106
6 -	1:26.669	32.872	1:59.541	81.07	0.687	17:49:17.647

BMCRC - MRO Championships 2022 - Rnd 4 @ Oulton Park

MRO Minitwins & Rookie Minitwins

RACE 17 - SECTOR ANALYSIS



SECTOR 1 = FL to I1, SECTOR 2 = I1 to FL, DIFF = Difference To Personal Best Lap, P = Crossed Finish Line in Pit Lane, D = Time Disallowed

P13 81 Malvern MAY		Suzuki SV650 - IMP racing				
IDEAL LAP TIME : 1:58.137		BEST LAP TIME : 1:58.355		DIFFERENCE : 0.218		
LAP	SECTOR 1	SECTOR 2	LAP TIME	MPH	DIFF	TIME OF DAY
1 -		32.624	2:07.462	76.03	9.107	17:39:23.225
2 -	1:26.631	32.086	1:58.717 (2)	81.63	0.362	17:41:21.942
3 -	1:26.669	32.591	1:59.260	81.26	0.905	17:43:21.202
4 -	1:26.051	32.304	1:58.355 (1)	81.88		17:45:19.557
5 -	1:26.745	32.335	1:59.080 (3)	81.38	0.725	17:47:18.637
6 -	1:26.598	32.650	1:59.248	81.27	0.893	17:49:17.885

P14 61 RMT Nick HOLMES		Suzuki SV650 -				
IDEAL LAP TIME : 1:58.007		BEST LAP TIME : 1:58.143		DIFFERENCE : 0.136		
LAP	SECTOR 1	SECTOR 2	LAP TIME	MPH	DIFF	TIME OF DAY
1 -		33.316	2:08.017	75.70	9.874	17:39:23.780
2 -	1:27.109	32.498	1:59.607	81.02	1.464	17:41:23.387
3 -	1:26.349	32.955	1:59.304	81.23	1.161	17:43:22.691
4 -	1:25.509	32.906	1:58.415 (2)	81.84	0.272	17:45:21.106
5 -	1:25.628	32.515	1:58.143 (1)	82.03		17:47:19.249
6 -	1:26.157	32.726	1:58.883 (3)	81.51	0.740	17:49:18.132

P15 627 RMT Aaron MONK		Suzuki SV650 - flyaspitfire.co.uk				
IDEAL LAP TIME : 1:58.697		BEST LAP TIME : 1:58.794		DIFFERENCE : 0.097		
LAP	SECTOR 1	SECTOR 2	LAP TIME	MPH	DIFF	TIME OF DAY
1 -		33.164	2:08.108	75.64	9.314	17:39:23.871
2 -	1:28.437	32.361	2:00.798	80.22	2.004	17:41:24.669
3 -	1:27.748	32.748	2:00.496	80.42	1.702	17:43:25.165
4 -	1:26.535	32.259	1:58.794 (1)	81.58		17:45:23.959
5 -	1:26.438	32.381	1:58.819 (2)	81.56	0.025	17:47:22.778
6 -	1:26.895	32.434	1:59.329 (3)	81.21	0.535	17:49:22.107

P16 91 RMT Ben WEST		Suzuki SV650 - RV2 power				
IDEAL LAP TIME : 1:58.828		BEST LAP TIME : 1:59.001		DIFFERENCE : 0.173		
LAP	SECTOR 1	SECTOR 2	LAP TIME	MPH	DIFF	TIME OF DAY
1 -		33.072	2:08.556	75.38	9.555	17:39:24.319
2 -	1:28.719	32.387	2:01.106	80.02	2.105	17:41:25.425
3 -	1:26.476	33.578	2:00.054	80.72	1.053	17:43:25.479
4 -	1:26.934	32.464	1:59.398 (2)	81.16	0.397	17:45:24.877
5 -	1:26.441	32.560	1:59.001 (1)	81.43		17:47:23.878
6 -	1:26.866	32.763	1:59.629 (3)	81.01	0.628	17:49:23.507

P17 70 Colin HALL		Suzuki SV650 -				
IDEAL LAP TIME : 2:01.247		BEST LAP TIME : 2:01.249		DIFFERENCE : 0.002		
LAP	SECTOR 1	SECTOR 2	LAP TIME	MPH	DIFF	TIME OF DAY
1 -		33.684	2:10.801	74.09	9.552	17:39:26.564
2 -	1:29.337	33.397	2:02.734	78.96	1.485	17:41:29.298
3 -	1:28.133	33.752	2:01.885 (3)	79.51	0.636	17:43:31.183
4 -	1:28.717	33.418	2:02.135	79.34	0.886	17:45:33.318
5 -	1:28.268	33.527	2:01.795 (2)	79.57	0.546	17:47:35.113
6 -	1:28.135	33.114	2:01.249 (1)	79.92		17:49:36.362

P18 47 Tristan BOHANAN		Suzuki SV650 - Myself				
IDEAL LAP TIME : 2:03.484		BEST LAP TIME : 2:03.966		DIFFERENCE : 0.482		
LAP	SECTOR 1	SECTOR 2	LAP TIME	MPH	DIFF	TIME OF DAY
1 -		33.885	2:12.876	72.93	8.910	17:39:28.639
2 -	1:29.599	34.367	2:03.966 (1)	78.17		17:41:32.605
3 -	1:30.011	34.524	2:04.535 (2)	77.81	0.569	17:43:37.140
4 -	1:30.644	35.195	2:05.839 (3)	77.01	1.873	17:45:42.979
5 -	1:31.502	34.660	2:06.162	76.81	2.196	17:47:49.141
6 -	1:31.610	35.060	2:06.670	76.50	2.704	17:49:55.811

BMCRC - MRO Championships 2022 - Rnd 4 @ Oulton Park

MRO Minitwins & Rookie Minitwins

RACE 17 - SECTOR ANALYSIS



SECTOR 1 = FL to I1, SECTOR 2 = I1 to FL, DIFF = Difference To Personal Best Lap, P = Crossed Finish Line in Pit Lane, D = Time Disallowed

P19 188 RMT Ben RICHARDS		Suzuki SV650 -				
IDEAL LAP TIME : 2:07.623		BEST LAP TIME : 2:07.623		DIFFERENCE : 0.000		
LAP	SECTOR 1	SECTOR 2	LAP TIME	MPH	DIFF	TIME OF DAY
1 -		35.287	2:15.620	71.45	7.997	17:39:31.383
2 -	1:33.029	35.186	2:08.215 (3)	75.58	0.592	17:41:39.598
3 -	1:33.426	35.443	2:08.869	75.20	1.246	17:43:48.467
4 -	1:32.700	35.296	2:07.996 (2)	75.71	0.373	17:45:56.463
5 -	1:32.443	35.180	2:07.623 (1)	75.93		17:48:04.086
6 -	1:32.613	36.231	2:08.844	75.21	1.221	17:50:12.930

P20 167 RMT Terry SMITH		Suzuki SV650 -				
IDEAL LAP TIME : 2:08.094		BEST LAP TIME : 2:08.173		DIFFERENCE : 0.079		
LAP	SECTOR 1	SECTOR 2	LAP TIME	MPH	DIFF	TIME OF DAY
1 -		36.560	2:23.998	67.30	15.825	17:39:39.761
2 -	1:37.552	36.009	2:13.561	72.56	5.388	17:41:53.322
3 -	1:32.657	35.516	2:08.173 (1)	75.61		17:44:01.495
4 -	1:32.578	36.204	2:08.782 (2)	75.25	0.609	17:46:10.277
5 -	1:33.701	35.710	2:09.411 (3)	74.88	1.238	17:48:19.688
6 -	1:34.474	38.842	2:13.316	72.69	5.143	17:50:33.004

P21 17 Anthony STOCK		Suzuki SV650 - Steve Atherton				
IDEAL LAP TIME : 2:09.370		BEST LAP TIME : 2:09.370		DIFFERENCE : 0.000		
LAP	SECTOR 1	SECTOR 2	LAP TIME	MPH	DIFF	TIME OF DAY
1 -		36.068	2:23.324	67.61	13.954	17:39:39.087
2 -	1:38.051	36.295	2:14.346	72.13	4.976	17:41:53.433
3 -	1:36.397	36.128	2:12.525	73.12	3.155	17:44:05.958
4 -	1:36.755	35.690	2:12.445 (3)	73.17	3.075	17:46:18.403
5 -	1:34.114	35.256	2:09.370 (1)	74.91		17:48:27.773
6 -	1:36.004	36.066	2:12.070 (2)	73.38	2.700	17:50:39.843

P22 4 Norman WILLIAMSON		Suzuki SV650 -				
IDEAL LAP TIME : 2:10.014		BEST LAP TIME : 2:10.014		DIFFERENCE : 0.000		
LAP	SECTOR 1	SECTOR 2	LAP TIME	MPH	DIFF	TIME OF DAY
1 -		36.702	2:24.618	67.01	14.604	17:39:40.381
2 -	1:37.286	36.073	2:13.359	72.67	3.345	17:41:53.740
3 -	1:36.559	35.833	2:12.392 (2)	73.20	2.378	17:44:06.132
4 -	1:36.844	35.562	2:12.406 (3)	73.19	2.392	17:46:18.538
5 -	1:34.840	35.174	2:10.014 (1)	74.54		17:48:28.552
6 -	1:38.955	36.522	2:15.477	71.53	5.463	17:50:44.029

P23 93 Tony BOTTO		Suzuki SV650 - TB Motorcycles				
IDEAL LAP TIME : 2:02.057		BEST LAP TIME : 2:03.623		DIFFERENCE : 1.566		
LAP	SECTOR 1	SECTOR 2	LAP TIME	MPH	DIFF	TIME OF DAY
1 -		34.564	2:34.562	62.70	30.939	17:39:50.325
2 -	1:31.176	34.093	2:05.269	77.36	1.646	17:41:55.594
3 -	1:31.042	34.161	2:05.203 (3)	77.40	1.580	17:44:00.797
4 -	1:29.514	34.109	2:03.623 (1)	78.39		17:46:04.420
5 -	1:29.913	33.855	2:03.768 (2)	78.30	0.145	17:48:08.188

BMCRC - MRO Championships 2022 - Rnd 4 @ Oulton Park

MRO Minitwins & Rookie Minitwins

RACE 17 - BEST SECTORS

SECTOR 1			SECTOR 2			IDEAL / BEST COMPARISON						
POS	NO	NAME	TIME	NO	NAME	TIME	POS	NO	NAME	IDEAL	BEST	DIFF
									PERFECT LAP	1:52.264		
1	166	BAKER	1:21.463	82	SMITH	30.801	1	82	SMITH	1:52.422	1:52.600	0.178
2	82	SMITH	1:21.621	184	TWYFORD	30.818	2	166	BAKER	1:52.520	1:52.565	0.045
3	184	TWYFORD	1:21.738	166	BAKER	31.057	3	184	TWYFORD	1:52.556	1:52.597	0.041
4	117	WRIGHT	1:22.300	97	MANN	31.085	4	117	WRIGHT	1:53.712	1:53.712	0.000
5	66	DUCRAN	1:22.677	19	LILLEY	31.109	5	97	MANN	1:53.789	1:54.032	0.243
6	97	MANN	1:22.704	66	DUCRAN	31.339	6	19	LILLEY	1:53.850	1:53.907	0.057
7	19	LILLEY	1:22.741	6	COOPER	31.341	7	66	DUCRAN	1:54.016	1:54.016	0.000
8	6	COOPER	1:23.445	117	WRIGHT	31.412	8	6	COOPER	1:54.786	1:54.969	0.183
9	79	O'MARA	1:23.982	79	O'MARA	31.426	9	79	O'MARA	1:55.408	1:55.848	0.440
10	35	WALSH	1:24.565	35	WALSH	31.765	10	35	WALSH	1:56.330	1:56.713	0.383
11	199	PARKES	1:25.044	81	MAY	32.086	11	199	PARKES	1:57.466	1:57.466	0.000
12	61	HOLMES	1:25.509	34	JOHNSON	32.222	12	34	JOHNSON	1:58.005	1:58.854	0.849
13	34	JOHNSON	1:25.783	627	MONK	32.259	13	61	HOLMES	1:58.007	1:58.143	0.136
14	81	MAY	1:26.051	91	WEST	32.387	14	81	MAY	1:58.137	1:58.355	0.218
15	627	MONK	1:26.438	199	PARKES	32.422	15	627	MONK	1:58.697	1:58.794	0.097
16	91	WEST	1:26.441	61	HOLMES	32.498	16	91	WEST	1:58.828	1:59.001	0.173
17	70	HALL	1:28.133	70	HALL	33.114	17	70	HALL	2:01.247	2:01.249	0.002
18	93	BOTTO	1:28.202	93	BOTTO	33.855	18	93	BOTTO	2:02.057	2:03.623	1.566
19	47	BOHANAN	1:29.599	47	BOHANAN	33.885	19	47	BOHANAN	2:03.484	2:03.966	0.482
20	188	RICHARDS	1:32.443	4	WILLIAMSON	35.174	20	188	RICHARDS	2:07.623	2:07.623	0.000
21	167	SMITH	1:32.578	188	RICHARDS	35.180	21	167	SMITH	2:08.094	2:08.173	0.079
22	17	STOCK	1:34.114	17	STOCK	35.256	22	17	STOCK	2:09.370	2:09.370	0.000
23	4	WILLIAMSON	1:34.840	167	SMITH	35.516	23	4	WILLIAMSON	2:10.014	2:10.014	0.000

24

BMCRC - MRO Championships 2022 - Rnd 4 @ Oulton Park

MRO Minitwins & Rookie Minitwins

RACE 17 - STATISTICS

Competitors Started 24
Planned Start 2022-06-03 @ 16:20:00.000
Actual Start 2022-06-03 @ 17:37:15.763
Finish Time 2022-06-03 @ 17:48:40.309
Track Length 2.6920mi.
Total Laps 137
Total Distance Covered 368.8079mi.

Session Fastest Lap History

NO	CL	NAME	LAP TIME	TIME OF DAY	LAP	VEHICLE
184		David TWYFORD	1:52.994	17:41:07.902	2	Suzuki SV650
166		Nik BAKER	1:52.820	17:43:03.291	3	Suzuki SV650
184		David TWYFORD	1:52.597	17:44:53.574	4	Suzuki SV650
166		Nik BAKER	1:52.565	17:44:55.856	4	Suzuki SV650

Session Leader History

NO	CL	NAME	FROM LAP	LAPS LED	DISTANCE	VEHICLE
184		David TWYFORD	1	6	16.15 miles	Suzuki SV650

Flag History

TYPE	TIME OF DAY
GREEN	17:37:15.763
FINISH	17:48:40.309

Flag Statistics

TYPE	COUNT	TOTAL LAPS	TOTAL TIME
Green	1	6	13:54.150
Red	0	0	0.000
Safety Car	0	0	0.000
FCY	0	0	0.000

BMCRC - MRO Championships 2022 - Rnd 4 @ Oulton Park

MRO Minitwins & Rookie Minitwins

RACE 17 - STATISTICS

CLASS :

16 Starters

Fastest Lap History

NO	NAME	LAP TIME	TIME OF DAY	LAP	VEHICLE
184	David TWYFORD	1:52.994	17:41:07.902	2	Suzuki SV650
166	Nik BAKER	1:52.820	17:43:03.291	3	Suzuki SV650
184	David TWYFORD	1:52.597	17:44:53.574	4	Suzuki SV650
166	Nik BAKER	1:52.565	17:44:55.856	4	Suzuki SV650

Leader History

NO	NAME	FROM LAP	LAPS LED	DISTANCE	VEHICLE
184	David TWYFORD	1	6	16.15 miles	Suzuki SV650

BMCRC - MRO Championships 2022 - Rnd 4 @ Oulton Park

MRO Minitwins & Rookie Minitwins

RACE 17 - STATISTICS

CLASS : RMT

8 Starters

Fastest Lap History

NO	NAME	LAP TIME	TIME OF DAY	LAP	VEHICLE
117	Brandon WRIGHT	1:57.033	17:41:14.287	2	Suzuki SV650
117	Brandon WRIGHT	1:55.167	17:43:09.453	3	Suzuki SV650
117	Brandon WRIGHT	1:54.912	17:45:04.368	4	Suzuki SV650
117	Brandon WRIGHT	1:54.584	17:46:58.952	5	Suzuki SV650
117	Brandon WRIGHT	1:53.712	17:48:52.663	6	Suzuki SV650

Leader History

NO	NAME	FROM LAP	LAPS LED	DISTANCE	VEHICLE
117	Brandon WRIGHT	1	6	16.15 miles	Suzuki SV650

BMCRC - MRO Championships 2022 - Rnd 4 @ Oulton Park



MRO Minitwins & Rookie Minitwins

RACE 7 - GRID (8 Laps)

ROW 9		26	191 Justin GRACE	25	258 Ande FRIEND		
ROW 8	24	78 Tim FRAMPTON	23	4 Norman WILLIAMSON 2:10.014	22	17 Anthony STOCK 2:09.370	
ROW 7		21	167 Terry SMITH 2:08.173	20	188 Ben RICHARDS 2:07.623	19	47 Tristan BOHANAN 2:03.966
ROW 6	18	93 Tony BOTTO 2:03.623	17	70 Colin HALL 2:01.249	16	91 Ben WEST 1:59.001	
ROW 5		15	34 Andrew JOHNSON 1:58.854	14	627 Aaron MONK 1:58.794	13	81 Malvern MAY 1:58.355
ROW 4	12	61 Nick HOLMES 1:58.143	11	199 Roger PARKES 1:57.466	10	35 Tyler WALSH 1:56.713	
ROW 3		9	79 James O'MARA 1:55.848	8	6 Martin COOPER 1:54.969	7	97 Alex MANN 1:54.032
ROW 2	6	66 Mitch DUCRAN 1:54.016	5	19 Kevin LILLEY 1:53.907	4	117 Brandon WRIGHT 1:53.712	
ROW 1		3	82 Andy SMITH 1:52.600	2	184 David TWYFORD 1:52.597	1	166 Nik BAKER 1:52.565
Pole							

Oulton Park International: 2.6920 miles

These results are provisional until the conclusion of any judicial and technical matters.

Clerk Of Course :	Stewards :	Timekeeper : Richard Evans
-------------------	------------	----------------------------

Results can be found at www.tsl-timing.com

Printed - 17:53 Friday, 03 June 2022



BMCRC - MRO Championships 2022 - Rnd 4 @ Oulton Park



MRO Minitwins & Rookie Minitwins

RACE 7 - CLASSIFICATION

POS	NO	CL	PIC NAME	ENTRY	LAPS	TIME	GAP	DIFF	MPH	BEST	ON
1	184		1 David TWYFORD	Suzuki SV650 - MHP	8	15:00.509			86.09	1:51.199	5
2	166		2 Nik BAKER	Suzuki SV650 - K66, DMR customs	8	15:03.748	3.239	3.239	85.78	1:51.705	8
3	82		3 Andy SMITH	Suzuki SV650 -	8	15:07.743	7.234	3.995	85.41	1:52.405	4
4	19		4 Kevin LILLEY	Suzuki SV650 - Trafalgar Cleaning Eqpt. / Steve Jorr	8	15:09.059	8.550	1.316	85.28	1:52.099	8
5	66		5 Mitch DUCRAN	Suzuki SV650 - JP Haulage	8	15:09.714	9.205	0.655	85.22	1:52.630	8
6	117	RMT	1 Brandon WRIGHT	Suzuki SV650 - OneEliquids.com	8	15:16.257	15.748	6.543	84.61	1:52.476	2
7	97		6 Alex MANN	Suzuki SV650 - Michael Jones Jewellers,Esprit Grou	8	15:18.894	18.385	2.637	84.37	1:52.988	8
8	6		7 Martin COOPER	Suzuki SV650 -	8	15:22.355	21.846	3.461	84.05	1:53.928	6
9	79		8 James O'MARA	Suzuki SV650 - BRP Machining Ltd	8	15:26.216	25.707	3.861	83.70	1:53.606	7
10	35		9 Tyler WALSH	Suzuki SV650 - KDR Powerlines	8	15:40.116	39.607	13.900	82.46	1:55.256	5
11	81		10 Malvern MAY	Suzuki SV650 - IMP racing	8	15:46.481	45.972	6.365	81.91	1:56.660	6
12	258		11 Ande FRIEND	Suzuki SV650 - Flying colours Motorcycle Training	8	15:46.519	46.010	0.038	81.91	1:56.206	5
13	199	RMT	2 Roger PARKES	Suzuki SV650 - Simply Owners Ltd	8	15:47.992	47.483	1.473	81.78	1:56.779	8
14	34		12 Andrew JOHNSON	Suzuki SV650 - Rose & Charlie Racing	8	15:50.961	50.452	2.969	81.52	1:57.153	6
15	627	RMT	3 Aaron MONK	Suzuki SV650 - flyaspitfire.co.uk	8	15:54.897	54.388	3.936	81.19	1:57.405	8
16	70		13 Colin HALL	Suzuki SV650 -	8	16:16.053	1:15.544	21.156	79.43	1:59.361	6
17	91	RMT	4 Ben WEST	Suzuki SV650 - RV2 power	8	16:22.334	1:21.825	6.281	78.92	2:00.726	3
18	61	RMT	5 Nick HOLMES	Suzuki SV650 -	8	16:31.640	1:31.131	9.306	78.18	1:59.419	2
19	191	RMT	6 Justin GRACE	Suzuki SV650 - G-Race Motorsports	8	16:37.192	1:36.683	5.552	77.74	2:01.561	7
20	47		14 Tristan BOHANAN	Suzuki SV650 - Myself	8	16:48.603	1:48.094	11.411	76.86	2:00.942	2
21	93		15 Tony BOTTO	Suzuki SV650 - TB Motorcycles	8	16:52.547	1:52.038	3.944	76.56	2:03.782	8
22	167	RMT	7 Terry SMITH	Suzuki SV650 -	8	17:01.929	2:01.420	9.382	75.86	2:05.447	8
23	188	RMT	8 Ben RICHARDS	Suzuki SV650 -	7	15:02.409	1 Lap	1 Lap	75.17	2:06.859	2

NOT CLASSIFIED

NC	78	RMT	Tim FRAMPTON	Suzuki SV650 - K66	4	15:44.926	4 Laps	3 Laps	41.02	2:07.013	2
----	----	-----	--------------	--------------------	---	-----------	--------	--------	-------	----------	---

FASTEST LAP

	184		David TWYFORD	Suzuki SV650 - MHP	5	1:51.199			87.15 mph	140.25 kph	
	117	RMT	Brandon WRIGHT	Suzuki SV650 - OneEliquids.com	2	1:52.476			86.16 mph	138.66 kph	

Class - 92.5% of Race Speed = 79.63 mph

Class RMT - 92.5% of Race Speed = 78.26 mph

Weather / Track : Sunny / Dry

These results are provisional until the conclusion of any judicial and technical matters.

Race Distance: 8 Laps / 21.53 miles
 Oulton Park International: 2.6920 miles
 Date: 04/06/2022 Start: 11:36 Finish: 11:51

Clerk Of Course :	Stewards :	Timekeeper : Richard Evans
-------------------	------------	----------------------------

Results can be found at www.tsl-timing.com

Printed - 12:05 Saturday, 04 June 2022



BMCRC - MRO Championships 2022 - Rnd 4 @ Oulton Park

MRO Minitwins & Rookie Minitwins

RACE 7 - LAP CHART

LAP 1 @ 11:38:48.604

NO	BEHIND	LAP TIME
166		1:57.419
82	0.263	1:57.682
184	0.433	1:57.852
19	1.495	1:58.914
66	1.850	1:59.269
117	2.278	1:59.697
6	2.664	2:00.083
97	2.904	2:00.323
79	6.246	2:03.665
199	6.789	2:04.208
35	7.503	2:04.922
34	7.827	2:05.246
81	8.190	2:05.609
258	8.472	2:05.891
61	9.680	2:07.099
627	9.914	2:07.333
91	10.562	2:07.981
47	11.487	2:08.906
70	13.566	2:10.985
78	15.527	2:12.946
167	16.967	2:14.386
93	17.553	2:14.972
191	17.698	2:15.117
188	19.853	2:17.272

LAP 2 @ 11:40:41.468

NO	BEHIND	LAP TIME
166		1:52.864
82	0.137	1:52.738
184	0.319	1:52.750
19	1.638	1:53.007
117	1.890	1:52.476
66	1.979	1:52.993
97	4.588	1:54.548
6	4.789	1:54.989
79	8.676	1:55.294
199	11.560	1:57.635
35	11.671	1:57.032
34	12.497	1:57.534
81	13.085	1:57.759
258	13.391	1:57.783
627	15.982	1:58.932
61	16.235	1:59.419
91	18.729	2:01.031
47	19.565	2:00.942
70	22.654	2:01.952
191	29.269	2:04.435
78	29.676	2:07.013
93	31.604	2:06.915
167	32.559	2:08.456
188	33.848	2:06.859

LAP 3 @ 11:42:34.413

NO	BEHIND	LAP TIME
166		1:52.945
184	0.141	1:52.767
82	0.638	1:53.446
117	1.657	1:52.712
19	1.742	1:53.049
66	2.138	1:53.104
97	6.320	1:54.677
6	6.663	1:54.819

79	9.873	1:54.142
35	15.559	1:56.833
199	16.722	1:58.107
81	18.057	1:57.917
34	18.099	1:58.547
258	18.343	1:57.897
627	21.939	1:58.902
61	22.826	1:59.536
91	26.510	2:00.726
47	29.145	2:02.525
70	31.071	2:01.362
191	38.956	2:02.632
93	44.829	2:06.170
188	48.833	2:07.930
167	49.328	2:09.714

LAP 4 @ 11:44:25.791

NO	BEHIND	LAP TIME
184		1:51.237
166	1.111	1:52.489
82	1.665	1:52.405
66	3.483	1:52.723
19	3.748	1:53.384
117	7.009	1:56.730
97	9.304	1:54.362
6	9.820	1:54.535
79	12.214	1:53.719
35	19.663	1:55.482
81	23.809	1:57.130
199	24.886	1:59.542
258	25.150	1:58.185
34	25.880	1:59.159
627	29.294	1:58.733
91	38.145	2:03.013
70	40.711	2:01.018
47	42.297	2:04.530
191	50.737	2:03.159
61	51.053	2:19.605
93	59.462	2:06.011
167	1:03.945	2:05.995
188	1:05.160	2:07.705
78	1 Lap	4:51.514 P

LAP 5 @ 11:46:16.990

NO	BEHIND	LAP TIME
184		1:51.199
166	2.436	1:52.524
82	3.076	1:52.610
66	5.144	1:52.860
19	5.195	1:52.646
117	9.262	1:53.452
97	12.646	1:54.541
6	12.906	1:54.285
79	17.624	1:56.609
35	23.720	1:55.256
81	29.858	1:57.248
258	30.157	1:56.206
199	31.394	1:57.707
34	31.848	1:57.167
627	36.354	1:58.259
91	49.641	2:02.695
70	49.757	2:00.245
61	59.886	2:00.032
47	1:03.532	2:12.434
191	1:03.671	2:04.133

LAP 6 @ 11:48:08.253

NO	BEHIND	LAP TIME
184		1:51.263
166	3.060	1:51.887
82	4.865	1:53.052
19	6.718	1:52.786
66	7.032	1:53.151
117	11.291	1:53.292
97	15.102	1:53.719
6	15.571	1:53.928
79	20.503	1:54.142
35	28.709	1:56.252
81	35.255	1:56.660
258	35.380	1:56.486
199	37.087	1:56.956
34	37.738	1:57.153
627	42.922	1:57.831
70	57.855	1:59.361
91	59.697	2:01.319
61	1:10.881	2:02.258
47	1:15.102	2:02.833
191	1:15.546	2:03.138
93	1:27.554	2:04.796
167	1:33.263	2:05.879
188	1:37.966	2:07.692

LAP 7 @ 11:49:59.590

NO	BEHIND	LAP TIME
184		1:51.337
166	3.638	1:51.915
82	6.264	1:52.736
19	8.555	1:53.174
66	8.679	1:52.984
117	13.583	1:53.629
97	17.501	1:53.736
6	18.632	1:54.398
79	22.772	1:53.606
35	34.216	1:56.844
258	40.594	1:56.551
81	41.010	1:57.092
199	42.808	1:57.058
34	43.953	1:57.552
627	49.087	1:57.502
70	1:06.894	2:00.376
91	1:09.827	2:01.467
61	1:22.093	2:02.549
191	1:25.770	2:01.561
47	1:35.746	2:11.981
93	1:40.360	2:04.143
167	1:48.077	2:06.151

LAP 8 @ 11:51:51.694

NO	BEHIND	LAP TIME
184		1:52.104
188	1 Lap	2:07.375
166	3.239	1:51.705
82	7.234	1:53.074
19	8.550	1:52.099
66	9.205	1:52.630
117	15.748	1:54.269

97	18.385	1:52.988
6	21.846	1:55.318
79	25.707	1:55.039
35	39.607	1:57.495
78	4 Laps	6:33.453
81	45.972	1:57.066
258	46.010	1:57.520
199	47.483	1:56.779
34	50.452	1:58.603
627	54.388	1:57.405
70	1:15.544	2:00.754
91	1:21.825	2:04.102
61	1:31.131	2:01.142
191	1:36.683	2:03.017
47	1:48.094	2:04.452
93	1:52.038	2:03.782
167	2:01.420	2:05.447

BMCRC - MRO Championships 2022 - Rnd 4 @ Oulton Park

MRO Minitwins & Rookie Minitwins

RACE 7 - SECTOR ANALYSIS



SECTOR 1 = FL to I1, SECTOR 2 = I1 to FL, DIFF = Difference To Personal Best Lap, P = Crossed Finish Line in Pit Lane, D = Time Disallowed

P1 184		David TWYFORD		Suzuki SV650 - MHP		
IDEAL LAP TIME : 1:51.046		BEST LAP TIME : 1:51.199		DIFFERENCE : 0.153		
LAP	SECTOR 1	SECTOR 2	LAP TIME	MPH	DIFF	TIME OF DAY
1 -		30.935	1:57.852	82.23	6.653	11:38:49.037
2 -	1:21.876	30.874	1:52.750	85.95	1.551	11:40:41.787
3 -	1:21.752	31.015	1:52.767	85.94	1.568	11:42:34.554
4 -	1:20.747	30.490	1:51.237 (2)	87.12	0.038	11:44:25.791
5 -	1:20.721	30.478	1:51.199 (1)	87.15		11:46:16.990
6 -	1:20.892	30.371	1:51.263 (3)	87.10	0.064	11:48:08.253
7 -	1:21.012	30.325	1:51.337	87.04	0.138	11:49:59.590
8 -	1:21.251	30.853	1:52.104	86.44	0.905	11:51:51.694

P2 166		Nik BAKER		Suzuki SV650 - K66, DMR customs		
IDEAL LAP TIME : 1:51.674		BEST LAP TIME : 1:51.705		DIFFERENCE : 0.031		
LAP	SECTOR 1	SECTOR 2	LAP TIME	MPH	DIFF	TIME OF DAY
1 -		31.024	1:57.419	82.53	5.714	11:38:48.604
2 -	1:21.636	31.228	1:52.864	85.86	1.159	11:40:41.468
3 -	1:21.910	31.035	1:52.945	85.80	1.240	11:42:34.413
4 -	1:21.544	30.945	1:52.489	86.15	0.784	11:44:26.902
5 -	1:21.812	30.712	1:52.524	86.12	0.819	11:46:19.426
6 -	1:21.256	30.631	1:51.887 (2)	86.61	0.182	11:48:11.313
7 -	1:21.172	30.743	1:51.915 (3)	86.59	0.210	11:50:03.228
8 -	1:21.043	30.662	1:51.705 (1)	86.75		11:51:54.933

P3 82		Andy SMITH		Suzuki SV650 -		
IDEAL LAP TIME : 1:52.405		BEST LAP TIME : 1:52.405		DIFFERENCE : 0.000		
LAP	SECTOR 1	SECTOR 2	LAP TIME	MPH	DIFF	TIME OF DAY
1 -		31.037	1:57.682	82.35	5.277	11:38:48.867
2 -	1:21.818	30.920	1:52.738	85.96	0.333	11:40:41.605
3 -	1:22.404	31.042	1:53.446	85.42	1.041	11:42:35.051
4 -	1:21.532	30.873	1:52.405 (1)	86.21		11:44:27.456
5 -	1:21.614	30.996	1:52.610 (2)	86.06	0.205	11:46:20.066
6 -	1:22.025	31.027	1:53.052	85.72	0.647	11:48:13.118
7 -	1:21.760	30.976	1:52.736 (3)	85.96	0.331	11:50:05.854
8 -	1:22.149	30.925	1:53.074	85.70	0.669	11:51:58.928

P4 19		Kevin LILLEY		Suzuki SV650 - Trafalgar Cleaning Eqpt. / Steve Jordan Motorcy		
IDEAL LAP TIME : 1:52.099		BEST LAP TIME : 1:52.099		DIFFERENCE : 0.000		
LAP	SECTOR 1	SECTOR 2	LAP TIME	MPH	DIFF	TIME OF DAY
1 -		31.108	1:58.914	81.49	6.815	11:38:50.099
2 -	1:21.920	31.087	1:53.007	85.75	0.908	11:40:43.106
3 -	1:21.895	31.154	1:53.049	85.72	0.950	11:42:36.155
4 -	1:22.214	31.170	1:53.384	85.47	1.285	11:44:29.539
5 -	1:21.548	31.098	1:52.646 (2)	86.03	0.547	11:46:22.185
6 -	1:21.673	31.113	1:52.786 (3)	85.92	0.687	11:48:14.971
7 -	1:21.909	31.265	1:53.174	85.63	1.075	11:50:08.145
8 -	1:21.130	30.969	1:52.099 (1)	86.45		11:52:00.244

P5 66		Mitch DUCRAN		Suzuki SV650 - JP Haulage		
IDEAL LAP TIME : 1:52.566		BEST LAP TIME : 1:52.630		DIFFERENCE : 0.064		
LAP	SECTOR 1	SECTOR 2	LAP TIME	MPH	DIFF	TIME OF DAY
1 -		31.181	1:59.269	81.25	6.639	11:38:50.454
2 -	1:21.776	31.217	1:52.993	85.76	0.363	11:40:43.447
3 -	1:22.158	30.946	1:53.104	85.68	0.474	11:42:36.551
4 -	1:21.823	30.900	1:52.723 (2)	85.97	0.093	11:44:29.274
5 -	1:21.848	31.012	1:52.860 (3)	85.87	0.230	11:46:22.134
6 -	1:22.014	31.137	1:53.151	85.64	0.521	11:48:15.285
7 -	1:21.852	31.132	1:52.984	85.77	0.354	11:50:08.269
8 -	1:21.666	30.964	1:52.630 (1)	86.04		11:52:00.899

BMCRC - MRO Championships 2022 - Rnd 4 @ Oulton Park

MRO Minitwins & Rookie Minitwins

RACE 7 - SECTOR ANALYSIS



SECTOR 1 = FL to I1, SECTOR 2 = I1 to FL, DIFF = Difference To Personal Best Lap, P = Crossed Finish Line in Pit Lane, D = Time Disallowed

P6		117 RMT		Brandon WRIGHT		Suzuki SV650 - OneEliquids.com	
IDEAL LAP TIME : 1:52.452		BEST LAP TIME : 1:52.476		DIFFERENCE : 0.024			
LAP	SECTOR 1	SECTOR 2	LAP TIME	MPH	DIFF	TIME OF DAY	
1 -		31.396	1:59.697	80.96	7.221	11:38:50.882	
2 -	1:21.488	30.988	1:52.476 (1)	86.16		11:40:43.358	
3 -	1:21.729	30.983	1:52.712 (2)	85.98	0.236	11:42:36.070	
4 -	1:25.425	31.305	1:56.730	83.02	4.254	11:44:32.800	
5 -	1:22.488	30.964	1:53.452	85.42	0.976	11:46:26.252	
6 -	1:22.052	31.240	1:53.292 (3)	85.54	0.816	11:48:19.544	
7 -	1:22.489	31.140	1:53.629	85.28	1.153	11:50:13.173	
8 -	1:22.855	31.414	1:54.269	84.81	1.793	11:52:07.442	

P7		97		Alex MANN		Suzuki SV650 - Michael Jones Jewellers,Esprit Group,TT50 cars	
IDEAL LAP TIME : 1:52.811		BEST LAP TIME : 1:52.988		DIFFERENCE : 0.177			
LAP	SECTOR 1	SECTOR 2	LAP TIME	MPH	DIFF	TIME OF DAY	
1 -		30.889	2:00.323	80.54	7.335	11:38:51.508	
2 -	1:22.914	31.634	1:54.548	84.60	1.560	11:40:46.056	
3 -	1:22.975	31.702	1:54.677	84.50	1.689	11:42:40.733	
4 -	1:23.147	31.215	1:54.362	84.74	1.374	11:44:35.095	
5 -	1:22.447	32.094	1:54.541	84.60	1.553	11:46:29.636	
6 -	1:22.599	31.120	1:53.719 (2)	85.22	0.731	11:48:23.355	
7 -	1:22.383	31.353	1:53.736 (3)	85.20	0.748	11:50:17.091	
8 -	1:21.922	31.066	1:52.988 (1)	85.77		11:52:10.079	

P8		6		Martin COOPER		Suzuki SV650 -	
IDEAL LAP TIME : 1:53.775		BEST LAP TIME : 1:53.928		DIFFERENCE : 0.153			
LAP	SECTOR 1	SECTOR 2	LAP TIME	MPH	DIFF	TIME OF DAY	
1 -		31.265	2:00.083	80.70	6.155	11:38:51.268	
2 -	1:23.056	31.933	1:54.989	84.28	1.061	11:40:46.257	
3 -	1:23.113	31.706	1:54.819	84.40	0.891	11:42:41.076	
4 -	1:23.116	31.419	1:54.535	84.61	0.607	11:44:35.611	
5 -	1:22.789	31.496	1:54.285 (2)	84.79	0.357	11:46:29.896	
6 -	1:22.510	31.418	1:53.928 (1)	85.06		11:48:23.824	
7 -	1:22.825	31.573	1:54.398 (3)	84.71	0.470	11:50:18.222	
8 -	1:23.568	31.750	1:55.318	84.03	1.390	11:52:13.540	

P9		79		James O'MARA		Suzuki SV650 - BRP Machining Ltd	
IDEAL LAP TIME : 1:53.333		BEST LAP TIME : 1:53.606		DIFFERENCE : 0.273			
LAP	SECTOR 1	SECTOR 2	LAP TIME	MPH	DIFF	TIME OF DAY	
1 -		31.450	2:03.665	78.36	10.059	11:38:54.850	
2 -	1:24.038	31.256	1:55.294	84.05	1.688	11:40:50.144	
3 -	1:22.966	31.176	1:54.142 (3)	84.90	0.536	11:42:44.286	
4 -	1:22.653	31.066	1:53.719 (2)	85.22	0.113	11:44:38.005	
5 -	1:25.043	31.566	1:56.609	83.10	3.003	11:46:34.614	
6 -	1:22.767	31.375	1:54.142 (3)	84.90	0.536	11:48:28.756	
7 -	1:22.267	31.339	1:53.606 (1)	85.30		11:50:22.362	
8 -	1:23.665	31.374	1:55.039	84.24	1.433	11:52:17.401	

P10		35		Tyler WALSH		Suzuki SV650 - KDR Powerlines	
IDEAL LAP TIME : 1:55.218		BEST LAP TIME : 1:55.256		DIFFERENCE : 0.038			
LAP	SECTOR 1	SECTOR 2	LAP TIME	MPH	DIFF	TIME OF DAY	
1 -		32.093	2:04.922	77.57	9.666	11:38:56.107	
2 -	1:24.986	32.046	1:57.032	82.80	1.776	11:40:53.139	
3 -	1:24.791	32.042	1:56.833	82.95	1.577	11:42:49.972	
4 -	1:23.912	31.570	1:55.482 (2)	83.92	0.226	11:44:45.454	
5 -	1:23.648	31.608	1:55.256 (1)	84.08		11:46:40.710	
6 -	1:24.108	32.144	1:56.252 (3)	83.36	0.996	11:48:36.962	
7 -	1:24.699	32.145	1:56.844	82.94	1.588	11:50:33.806	
8 -	1:25.086	32.409	1:57.495	82.48	2.239	11:52:31.301	

BMCRC - MRO Championships 2022 - Rnd 4 @ Oulton Park

MRO Minitwins & Rookie Minitwins

RACE 7 - SECTOR ANALYSIS



SECTOR 1 = FL to I1, SECTOR 2 = I1 to FL, DIFF = Difference To Personal Best Lap, P = Crossed Finish Line in Pit Lane, D = Time Disallowed

P11 81 Malvern MAY		Suzuki SV650 - IMP racing				
IDEAL LAP TIME : 1:56.447		BEST LAP TIME : 1:56.660		DIFFERENCE : 0.213		
LAP	SECTOR 1	SECTOR 2	LAP TIME	MPH	DIFF	TIME OF DAY
1 -		32.055	2:05.609	77.15	8.949	11:38:56.794
2 -	1:25.993	31.766	1:57.759	82.29	1.099	11:40:54.553
3 -	1:25.424	32.493	1:57.917	82.18	1.257	11:42:52.470
4 -	1:25.303	31.827	1:57.130	82.73	0.470	11:44:49.600
5 -	1:25.459	31.789	1:57.248	82.65	0.588	11:46:46.848
6 -	1:24.681	31.979	1:56.660 (1)	83.07		11:48:43.508
7 -	1:25.155	31.937	1:57.092 (3)	82.76	0.432	11:50:40.600
8 -	1:24.800	32.266	1:57.066 (2)	82.78	0.406	11:52:37.666

P12 258 Ande FRIEND		Suzuki SV650 - Flying colours Motorcycle Training				
IDEAL LAP TIME : 1:56.177		BEST LAP TIME : 1:56.206		DIFFERENCE : 0.029		
LAP	SECTOR 1	SECTOR 2	LAP TIME	MPH	DIFF	TIME OF DAY
1 -		32.039	2:05.891	76.98	9.685	11:38:57.076
2 -	1:25.814	31.969	1:57.783	82.28	1.577	11:40:54.859
3 -	1:25.415	32.482	1:57.897	82.20	1.691	11:42:52.756
4 -	1:26.118	32.067	1:58.185	82.00	1.979	11:44:50.941
5 -	1:24.253	31.953	1:56.206 (1)	83.39		11:46:47.147
6 -	1:24.562	31.924	1:56.486 (2)	83.19	0.280	11:48:43.633
7 -	1:24.468	32.083	1:56.551 (3)	83.15	0.345	11:50:40.184
8 -	1:25.343	32.177	1:57.520	82.46	1.314	11:52:37.704

P13 199 RMT Roger PARKES		Suzuki SV650 - Simply Owners Ltd				
IDEAL LAP TIME : 1:56.667		BEST LAP TIME : 1:56.779		DIFFERENCE : 0.112		
LAP	SECTOR 1	SECTOR 2	LAP TIME	MPH	DIFF	TIME OF DAY
1 -		32.232	2:04.208	78.02	7.429	11:38:55.393
2 -	1:25.450	32.185	1:57.635	82.38	0.856	11:40:53.028
3 -	1:25.830	32.277	1:58.107	82.05	1.328	11:42:51.135
4 -	1:27.451	32.091	1:59.542	81.07	2.763	11:44:50.677
5 -	1:25.753	31.954	1:57.707	82.33	0.928	11:46:48.384
6 -	1:24.957	31.999	1:56.956 (2)	82.86	0.177	11:48:45.340
7 -	1:25.082	31.976	1:57.058 (3)	82.79	0.279	11:50:42.398
8 -	1:24.713	32.066	1:56.779 (1)	82.98		11:52:39.177

P14 34 Andrew JOHNSON		Suzuki SV650 - Rose & Charlie Racing				
IDEAL LAP TIME : 1:56.709		BEST LAP TIME : 1:57.153		DIFFERENCE : 0.444		
LAP	SECTOR 1	SECTOR 2	LAP TIME	MPH	DIFF	TIME OF DAY
1 -		31.985	2:05.246	77.37	8.093	11:38:56.431
2 -	1:25.513	32.021	1:57.534 (3)	82.45	0.381	11:40:53.965
3 -	1:25.796	32.751	1:58.547	81.75	1.394	11:42:52.512
4 -	1:26.898	32.261	1:59.159	81.33	2.006	11:44:51.671
5 -	1:25.412	31.755	1:57.167 (2)	82.71	0.014	11:46:48.838
6 -	1:25.184	31.969	1:57.153 (1)	82.72		11:48:45.991
7 -	1:24.954	32.598	1:57.552	82.44	0.399	11:50:43.543
8 -	1:26.082	32.521	1:58.603	81.71	1.450	11:52:42.146

P15 627 RMT Aaron MONK		Suzuki SV650 - flyaspitfire.co.uk				
IDEAL LAP TIME : 1:57.376		BEST LAP TIME : 1:57.405		DIFFERENCE : 0.029		
LAP	SECTOR 1	SECTOR 2	LAP TIME	MPH	DIFF	TIME OF DAY
1 -		32.365	2:07.333	76.10	9.928	11:38:58.518
2 -	1:26.591	32.341	1:58.932	81.48	1.527	11:40:57.450
3 -	1:26.626	32.276	1:58.902	81.50	1.497	11:42:56.352
4 -	1:26.466	32.267	1:58.733	81.62	1.328	11:44:55.085
5 -	1:25.477	32.782	1:58.259	81.94	0.854	11:46:53.344
6 -	1:25.641	32.190	1:57.831 (3)	82.24	0.426	11:48:51.175
7 -	1:25.243	32.259	1:57.502 (2)	82.47	0.097	11:50:48.677
8 -	1:25.272	32.133	1:57.405 (1)	82.54		11:52:46.082

BMCRC - MRO Championships 2022 - Rnd 4 @ Oulton Park

MRO Minitwins & Rookie Minitwins

RACE 7 - SECTOR ANALYSIS



SECTOR 1 = FL to I1, SECTOR 2 = I1 to FL, DIFF = Difference To Personal Best Lap, P = Crossed Finish Line in Pit Lane, D = Time Disallowed

P16 70		Colin HALL		Suzuki SV650 -			
IDEAL LAP TIME : 1:59.361		BEST LAP TIME : 1:59.361		DIFFERENCE : 0.000			
LAP	SECTOR 1	SECTOR 2	LAP TIME	MPH	DIFF	TIME OF DAY	
1 -		33.342	2:10.985	73.98	11.624	11:39:02.170	
2 -	1:28.439	33.513	2:01.952	79.46	2.591	11:41:04.122	
3 -	1:28.124	33.238	2:01.362	79.85	2.001	11:43:05.484	
4 -	1:27.996	33.022	2:01.018	80.08	1.657	11:45:06.502	
5 -	1:27.303	32.942	2:00.245 (2)	80.59	0.884	11:47:06.747	
6 -	1:27.064	32.297	1:59.361 (1)	81.19		11:49:06.108	
7 -	1:27.407	32.969	2:00.376 (3)	80.50	1.015	11:51:06.484	
8 -	1:27.687	33.067	2:00.754	80.25	1.393	11:53:07.238	

P17 91 RMT		Ben WEST		Suzuki SV650 - RV2 power			
IDEAL LAP TIME : 1:59.799		BEST LAP TIME : 2:00.726		DIFFERENCE : 0.927			
LAP	SECTOR 1	SECTOR 2	LAP TIME	MPH	DIFF	TIME OF DAY	
1 -		32.455	2:07.981	75.72	7.255	11:38:59.166	
2 -	1:27.788	33.243	2:01.031 (2)	80.07	0.305	11:41:00.197	
3 -	1:27.344	33.382	2:00.726 (1)	80.27		11:43:00.923	
4 -	1:28.524	34.489	2:03.013	78.78	2.287	11:45:03.936	
5 -	1:28.838	33.857	2:02.695	78.98	1.969	11:47:06.631	
6 -	1:28.298	33.021	2:01.319 (3)	79.88	0.593	11:49:07.950	
7 -	1:28.025	33.442	2:01.467	79.78	0.741	11:51:09.417	
8 -	1:29.722	34.380	2:04.102	78.09	3.376	11:53:13.519	

P18 61 RMT		Nick HOLMES		Suzuki SV650 -			
IDEAL LAP TIME : 1:58.734		BEST LAP TIME : 1:59.419		DIFFERENCE : 0.685			
LAP	SECTOR 1	SECTOR 2	LAP TIME	MPH	DIFF	TIME OF DAY	
1 -		32.534	2:07.099	76.24	7.680	11:38:58.284	
2 -	1:26.342	33.077	1:59.419 (1)	81.15		11:40:57.703	
3 -	1:27.144	32.392	1:59.536 (2)	81.07	0.117	11:42:57.239	
4 -	1:47.014	32.591	2:19.605	69.41	20.186	11:45:16.844	
5 -	1:27.138	32.894	2:00.032 (3)	80.73	0.613	11:47:16.876	
6 -	1:27.280	34.978	2:02.258	79.26	2.839	11:49:19.134	
7 -	1:29.415	33.134	2:02.549	79.08	3.130	11:51:21.683	
8 -	1:28.029	33.113	2:01.142	79.99	1.723	11:53:22.825	

P19 191 RMT		Justin GRACE		Suzuki SV650 - G-Race Motorsports			
IDEAL LAP TIME : 2:01.561		BEST LAP TIME : 2:01.561		DIFFERENCE : 0.000			
LAP	SECTOR 1	SECTOR 2	LAP TIME	MPH	DIFF	TIME OF DAY	
1 -		35.001	2:15.117	71.72	13.556	11:39:06.302	
2 -	1:30.586	33.849	2:04.435	77.88	2.874	11:41:10.737	
3 -	1:29.170	33.462	2:02.632 (2)	79.02	1.071	11:43:13.369	
4 -	1:29.556	33.603	2:03.159	78.68	1.598	11:45:16.528	
5 -	1:30.219	33.914	2:04.133	78.07	2.572	11:47:20.661	
6 -	1:29.766	33.372	2:03.138	78.70	1.577	11:49:23.799	
7 -	1:28.547	33.014	2:01.561 (1)	79.72		11:51:25.360	
8 -	1:29.576	33.441	2:03.017 (3)	78.78	1.456	11:53:28.377	

P20 47		Tristan BOHANAN		Suzuki SV650 - Myself			
IDEAL LAP TIME : 2:00.565		BEST LAP TIME : 2:00.942		DIFFERENCE : 0.377			
LAP	SECTOR 1	SECTOR 2	LAP TIME	MPH	DIFF	TIME OF DAY	
1 -		32.910	2:08.906	75.18	7.964	11:39:00.091	
2 -	1:27.655	33.287	2:00.942 (1)	80.13		11:41:01.033	
3 -	1:28.485	34.040	2:02.525 (2)	79.09	1.583	11:43:03.558	
4 -	1:30.153	34.377	2:04.530	77.82	3.588	11:45:08.088	
5 -	1:37.963	34.471	2:12.434	73.17	11.492	11:47:20.522	
6 -	1:29.120	33.713	2:02.833 (3)	78.89	1.891	11:49:23.355	
7 -	1:37.676	34.305	2:11.981	73.42	11.039	11:51:35.336	
8 -	1:29.965	34.487	2:04.452	77.87	3.510	11:53:39.788	

BMCRC - MRO Championships 2022 - Rnd 4 @ Oulton Park

MRO Minitwins & Rookie Minitwins

RACE 7 - SECTOR ANALYSIS



SECTOR 1 = FL to I1, SECTOR 2 = I1 to FL, DIFF = Difference To Personal Best Lap, P = Crossed Finish Line in Pit Lane, D = Time Disallowed

P21 93 Tony BOTTO		Suzuki SV650 - TB Motorcycles				
IDEAL LAP TIME : 2:03.551		BEST LAP TIME : 2:03.782		DIFFERENCE : 0.231		
LAP	SECTOR 1	SECTOR 2	LAP TIME	MPH	DIFF	TIME OF DAY
1 -		34.949	2:14.972	71.80	11.190	11:39:06.157
2 -	1:31.978	34.937	2:06.915	76.36	3.133	11:41:13.072
3 -	1:31.116	35.054	2:06.170	76.81	2.388	11:43:19.242
4 -	1:31.429	34.582	2:06.011	76.90	2.229	11:45:25.253
5 -	1:31.401	34.357	2:05.758	77.06	1.976	11:47:31.011
6 -	1:30.391	34.405	2:04.796 (3)	77.65	1.014	11:49:35.807
7 -	1:30.207	33.936	2:04.143 (2)	78.06	0.361	11:51:39.950
8 -	1:29.615	34.167	2:03.782 (1)	78.29		11:53:43.732

P22 167 RMT Terry SMITH		Suzuki SV650 -				
IDEAL LAP TIME : 2:05.138		BEST LAP TIME : 2:05.447		DIFFERENCE : 0.309		
LAP	SECTOR 1	SECTOR 2	LAP TIME	MPH	DIFF	TIME OF DAY
1 -		35.095	2:14.386	72.11	8.939	11:39:05.571
2 -	1:33.442	35.014	2:08.456	75.44	3.009	11:41:14.027
3 -	1:34.609	35.105	2:09.714	74.71	4.267	11:43:23.741
4 -	1:31.249	34.746	2:05.995	76.91	0.548	11:45:29.736
5 -	1:30.917	34.984	2:05.901 (3)	76.97	0.454	11:47:35.637
6 -	1:31.100	34.779	2:05.879 (2)	76.98	0.432	11:49:41.516
7 -	1:31.534	34.617	2:06.151	76.82	0.704	11:51:47.667
8 -	1:30.521	34.926	2:05.447 (1)	77.25		11:53:53.114

P23 188 RMT Ben RICHARDS		Suzuki SV650 -				
IDEAL LAP TIME : 2:06.759		BEST LAP TIME : 2:06.859		DIFFERENCE : 0.100		
LAP	SECTOR 1	SECTOR 2	LAP TIME	MPH	DIFF	TIME OF DAY
1 -		34.936	2:17.272	70.59	10.413	11:39:08.457
2 -	1:31.952	34.907	2:06.859 (1)	76.39		11:41:15.316
3 -	1:32.700	35.230	2:07.930	75.75	1.071	11:43:23.246
4 -	1:32.666	35.039	2:07.705	75.88	0.846	11:45:30.951
5 -	1:31.870	35.706	2:07.576 (3)	75.96	0.717	11:47:38.527
6 -	1:32.408	35.284	2:07.692	75.89	0.833	11:49:46.219
7 -	1:32.486	34.889	2:07.375 (2)	76.08	0.516	11:51:53.594

P24 78 RMT Tim FRAMPTON		Suzuki SV650 - K66				
IDEAL LAP TIME : 2:06.841		BEST LAP TIME : 2:07.013		DIFFERENCE : 0.172		
LAP	SECTOR 1	SECTOR 2	LAP TIME	MPH	DIFF	TIME OF DAY
1 -		34.455	2:12.946	72.89	5.933	11:39:04.131
2 -	1:32.386	34.627	2:07.013 (1)	76.30		11:41:11.144
3 -	4:07.877	IN PIT	4:51.514 P	33.24	2:44.501	11:46:02.658
4 -	OUTLAP	35.052	6:33.453	24.63	4:26.440	11:52:36.111

BMCRC - MRO Championships 2022 - Rnd 4 @ Oulton Park

MRO Minitwins & Rookie Minitwins

RACE 7 - BEST SECTORS

SECTOR 1			SECTOR 2			IDEAL / BEST COMPARISON						
POS	NO	NAME	TIME	NO	NAME	TIME	POS	NO	NAME	IDEAL	BEST	DIFF
									PERFECT LAP	1:51.046		
1	184	TWYFORD	1:20.721	184	TWYFORD	30.325	1	184	TWYFORD	1:51.046	1:51.199	0.153
2	166	BAKER	1:21.043	166	BAKER	30.631	2	166	BAKER	1:51.674	1:51.705	0.031
3	19	LILLEY	1:21.130	82	SMITH	30.873	3	19	LILLEY	1:52.099	1:52.099	0.000
4	117	WRIGHT	1:21.488	97	MANN	30.889	4	82	SMITH	1:52.405	1:52.405	0.000
5	82	SMITH	1:21.532	66	DUCRAN	30.900	5	117	WRIGHT	1:52.452	1:52.476	0.024
6	66	DUCRAN	1:21.666	117	WRIGHT	30.964	6	66	DUCRAN	1:52.566	1:52.630	0.064
7	97	MANN	1:21.922	19	LILLEY	30.969	7	97	MANN	1:52.811	1:52.988	0.177
8	79	O'MARA	1:22.267	79	O'MARA	31.066	8	79	O'MARA	1:53.333	1:53.606	0.273
9	6	COOPER	1:22.510	6	COOPER	31.265	9	6	COOPER	1:53.775	1:53.928	0.153
10	35	WALSH	1:23.648	35	WALSH	31.570	10	35	WALSH	1:55.218	1:55.256	0.038
11	258	FRIEND	1:24.253	34	JOHNSON	31.755	11	258	FRIEND	1:56.177	1:56.206	0.029
12	81	MAY	1:24.681	81	MAY	31.766	12	81	MAY	1:56.447	1:56.660	0.213
13	199	PARKES	1:24.713	258	FRIEND	31.924	13	199	PARKES	1:56.667	1:56.779	0.112
14	34	JOHNSON	1:24.954	199	PARKES	31.954	14	34	JOHNSON	1:56.709	1:57.153	0.444
15	627	MONK	1:25.243	627	MONK	32.133	15	627	MONK	1:57.376	1:57.405	0.029
16	61	HOLMES	1:26.342	70	HALL	32.297	16	61	HOLMES	1:58.734	1:59.419	0.685
17	70	HALL	1:27.064	61	HOLMES	32.392	17	70	HALL	1:59.361	1:59.361	0.000
18	91	WEST	1:27.344	91	WEST	32.455	18	91	WEST	1:59.799	2:00.726	0.927
19	47	BOHANAN	1:27.655	47	BOHANAN	32.910	19	47	BOHANAN	2:00.565	2:00.942	0.377
20	191	GRACE	1:28.547	191	GRACE	33.014	20	191	GRACE	2:01.561	2:01.561	0.000
21	93	BOTTO	1:29.615	93	BOTTO	33.936	21	93	BOTTO	2:03.551	2:03.782	0.231
22	167	SMITH	1:30.521	78	FRAMPTON	34.455	22	167	SMITH	2:05.138	2:05.447	0.309
23	188	RICHARDS	1:31.870	167	SMITH	34.617	23	188	RICHARDS	2:06.759	2:06.859	0.100
24	78	FRAMPTON	1:32.386	188	RICHARDS	34.889	24	78	FRAMPTON	2:06.841	2:07.013	0.172

BMCRC - MRO Championships 2022 - Rnd 4 @ Oulton Park

MRO Minitwins & Rookie Minitwins

RACE 7 - STATISTICS

Competitors Started	24
Planned Start	2022-06-04 @ 11:30:00.000
Actual Start	2022-06-04 @ 11:36:51.184
Finish Time	2022-06-04 @ 11:51:51.693
Track Length	2.6920mi.
Total Laps	187
Total Distance Covered	503.4093mi.

Session Fastest Lap History

NO	CL	NAME	LAP TIME	TIME OF DAY	LAP	VEHICLE
166		Nik BAKER	1:52.864	11:40:41.494	2	Suzuki SV650
82		Andy SMITH	1:52.738	11:40:41.621	2	Suzuki SV650
117	RMT	Brandon WRIGHT	1:52.476	11:40:43.369	2	Suzuki SV650
184		David TWYFORD	1:51.237	11:44:25.808	4	Suzuki SV650
184		David TWYFORD	1:51.199	11:46:17.006	5	Suzuki SV650

Session Leader History

NO	CL	NAME	FROM LAP	LAPS LED	DISTANCE	VEHICLE
166		Nik BAKER	1	3	8.07 miles	Suzuki SV650
184		David TWYFORD	4	5	13.46 miles	Suzuki SV650

Flag History

TYPE	TIME OF DAY
GREEN	11:36:51.184
FINISH	11:51:51.693

Flag Statistics

TYPE	COUNT	TOTAL LAPS	TOTAL TIME
Green	1	8	17:05.702
Red	0	0	0.000
Safety Car	0	0	0.000
FCY	0	0	0.000

BMCRC - MRO Championships 2022 - Rnd 4 @ Oulton Park

MRO Minitwins & Rookie Minitwins

RACE 7 - STATISTICS

CLASS :

15 Starters

Fastest Lap History

NO	NAME	LAP TIME	TIME OF DAY	LAP	VEHICLE
166	Nik BAKER	1:52.864	11:40:41.494	2	Suzuki SV650
82	Andy SMITH	1:52.738	11:40:41.621	2	Suzuki SV650
184	David TWYFORD	1:51.237	11:44:25.808	4	Suzuki SV650
184	David TWYFORD	1:51.199	11:46:17.006	5	Suzuki SV650

Leader History

NO	NAME	FROM LAP	LAPS LED	DISTANCE	VEHICLE
166	Nik BAKER	1	3	8.07 miles	Suzuki SV650
184	David TWYFORD	4	5	13.46 miles	Suzuki SV650

BMCRC - MRO Championships 2022 - Rnd 4 @ Oulton Park

MRO Minitwins & Rookie Minitwins

RACE 7 - STATISTICS

CLASS : RMT

9 Starters

Fastest Lap History

NO	NAME	LAP TIME	TIME OF DAY	LAP	VEHICLE
117	Brandon WRIGHT	1:52.476	11:40:43.369	2	Suzuki SV650

Leader History

NO	NAME	FROM LAP	LAPS LED	DISTANCE	VEHICLE
117	Brandon WRIGHT	1	8	21.53 miles	Suzuki SV650

BMCRC - MRO Championships 2022 - Rnd 4 @ Oulton Park



MRO Minitwins & Rookie Minitwins

RACE 17 - GRID (8 Laps)

ROW 9		26	4 Norman WILLIAMSON	25	17 Anthony STOCK					
ROW 8	2:07.013	24	78 Tim FRAMPTON	2:06.859	23	188 Ben RICHARDS	2:05.447	22	167 Terry SMITH	
ROW 7		2:03.782	21	93 Tony BOTTO	2:01.561	20	191 Justin GRACE	2:00.942	19	47 Tristan BOHANAN
ROW 6	2:00.726	18	91 Ben WEST	1:59.419	17	61 Nick HOLMES	1:59.361	16	70 Colin HALL	
ROW 5		1:57.405	15	627 Aaron MONK	1:57.153	14	34 Andrew JOHNSON	1:56.779	13	199 Roger PARKES
ROW 4	1:56.660	12	81 Malvern MAY	1:56.206	11	258 Ande FRIEND	1:55.256	10	35 Tyler WALSH	
ROW 3		1:53.928	9	6 Martin COOPER	1:53.606	8	79 James O'MARA	1:52.988	7	97 Alex MANN
ROW 2	1:52.630	6	66 Mitch DUCRAN	1:52.476	5	117 Brandon WRIGHT	1:52.405	4	82 Andy SMITH	
ROW 1		1:52.099	3	19 Kevin LILLEY	1:51.705	2	166 Nik BAKER	1:51.199	1	184 David TWYFORD
Pole										

Oulton Park International: 2.6920 miles

These results are provisional until the conclusion of any judicial and technical matters.

Clerk Of Course :	Stewards :	Timekeeper : Richard Evans
-------------------	------------	----------------------------

Results can be found at www.tsl-timing.com

Printed - 12:06 Saturday, 04 June 2022



BMCRC - MRO Championships 2022 - Rnd 4 @ Oulton Park



MRO Minitwins & Rookie Minitwins

RACE 17 - CLASSIFICATION

POS	NO	CL	PIC NAME	ENTRY	LAPS	TIME	GAP	DIFF	MPH	BEST	ON
1	184		1 David TWYFORD	Suzuki SV650 - MHP	8	15:00.218			86.12	1:51.354	4
2	166		2 Nik BAKER	Suzuki SV650 - K66, DMR customs	8	15:07.960	7.742	7.742	85.38	1:52.356	3
3	97		3 Alex MANN	Suzuki SV650 - Michael Jones Jewellers,Esprit Grou	8	15:12.859	12.641	4.899	84.93	1:52.039	7
4	117	RMT	1 Brandon WRIGHT	Suzuki SV650 - OneEliquids.com	8	15:16.282	16.064	3.423	84.61	1:52.380	3
5	79		4 James O'MARA	Suzuki SV650 - BRP Machining Ltd	8	15:22.919	22.701	6.637	84.00	1:53.612	2
6	6		5 Martin COOPER	Suzuki SV650 -	8	15:33.010	32.792	10.091	83.09	1:55.078	3
7	199	RMT	2 Roger PARKES	Suzuki SV650 - Simply Owners Ltd	8	15:50.378	50.160	17.368	81.57	1:57.017	2
8	81		6 Malvern MAY	Suzuki SV650 - IMP racing	8	15:50.538	50.320	0.160	81.56	1:57.246	3
9	34		7 Andrew JOHNSON	Suzuki SV650 - Rose & Charlie Racing	8	15:54.287	54.069	3.749	81.24	1:57.215	7
10	627	RMT	3 Aaron MONK	Suzuki SV650 - flyaspitfire.co.uk	8	15:54.668	54.450	0.381	81.21	1:57.100	6
11	61	RMT	4 Nick HOLMES	Suzuki SV650 -	8	16:02.770	1:02.552	8.102	80.52	1:59.153	7
12	91	RMT	5 Ben WEST	Suzuki SV650 - RV2 power	8	16:13.022	1:12.804	10.252	79.68	1:59.552	3
13	70		8 Colin HALL	Suzuki SV650 -	8	16:21.258	1:21.040	8.236	79.01	2:00.192	8
14	191	RMT	6 Justin GRACE	Suzuki SV650 - G-Race Motorsports	8	16:21.509	1:21.291	0.251	78.99	1:59.904	8
15	47		9 Tristan BOHANAN	Suzuki SV650 - Myself	8	16:48.193	1:47.975	26.684	76.90	2:03.892	3
16	93		10 Tony BOTTO	Suzuki SV650 - TB Motorcycles	8	16:51.291	1:51.073	3.098	76.66	2:03.593	6
17	78	RMT	7 Tim FRAMPTON	Suzuki SV650 - K66	8	17:00.816	2:00.598	9.525	75.94	2:05.777	4
18	167	RMT	8 Terry SMITH	Suzuki SV650 -	7	15:07.700	1 Lap	1 Lap	74.73	2:07.962	4

NOT CLASSIFIED

DNF	19		Kevin LILLEY	Suzuki SV650 - Trafalgar Cleaning Eqpt. / Steve Jorr	7	13:18.395	1 Lap		84.96	1:52.536	4
DNF	82		Andy SMITH	Suzuki SV650 -	6	11:19.001	2 Laps	1 Lap	85.63	1:52.030	6
DNF	188	RMT	Ben RICHARDS	Suzuki SV650 -	6	13:01.410	2 Laps	1:42.409	74.41	2:08.476	3
DNF	35		Tyler WALSH	Suzuki SV650 - KDR Powerlines	3	6:10.039	5 Laps	3 Laps	78.56	1:57.100	2
DNF	66		Mitch DUCRAN	Suzuki SV650 - JP Haulage	0						

FASTEST LAP

184	David TWYFORD	Suzuki SV650 - MHP	4	1:51.354	87.03 mph	140.06 kph
117 RMT	Brandon WRIGHT	Suzuki SV650 - OneEliquids.com	3	1:52.380	86.23 mph	138.78 kph

Class - 92.5% of Race Speed = 79.66 mph
 Class RMT - 92.5% of Race Speed = 78.26 mph

Weather / Track : Cloudy / Dry

These results are provisional until the conclusion of any judicial and technical matters.

Race Distance: 8 Laps / 21.53 miles
 Oulton Park International: 2.6920 miles
 Date: 04/06/2022 Start: 16:10 Finish: 16:25

Clerk Of Course :	Stewards :	Timekeeper : Richard Evans
-------------------	------------	----------------------------

Results can be found at www.tsl-timing.com

Printed - 16:28 Saturday, 04 June 2022



BMCRC - MRO Championships 2022 - Rnd 4 @ Oulton Park

MRO Minitwins & Rookie Minitwins

RACE 17 - LAP CHART

LAP 1 @ 16:12:38.924

NO	BEHIND	LAP TIME
184		1:56.057
82	1.109	1:57.166
166	2.462	1:58.519
19	2.692	1:58.749
79	2.896	1:58.953
97	3.756	1:59.813
117	5.339	2:01.396
35	5.398	2:01.455
6	5.428	2:01.485
199	6.129	2:02.186
34	7.971	2:04.028
81	8.593	2:04.650
627	9.392	2:05.449
61	10.353	2:06.410
91	11.830	2:07.887
191	12.725	2:08.782
70	14.113	2:10.170
78	18.928	2:14.985
47	19.072	2:15.129
188	20.547	2:16.604
167	21.222	2:17.279
93	22.312	2:18.369

LAP 2 @ 16:14:30.659

NO	BEHIND	LAP TIME
184		1:51.735
82	1.588	1:52.214
166	3.257	1:52.530
79	4.773	1:53.612
19	4.963	1:54.006
97	5.649	1:53.628
117	6.609	1:53.005
6	10.515	1:56.822
35	10.763	1:57.100
199	11.411	1:57.017
81	14.973	1:58.115
34	15.055	1:58.819
627	16.969	1:59.312
61	18.356	1:59.738
91	19.897	1:59.802
191	23.516	2:02.526
70	24.987	2:02.609
47	33.896	2:06.559
78	34.186	2:06.993
167	37.468	2:07.981
93	38.026	2:07.449
188	38.384	2:09.572

LAP 3 @ 16:16:22.293

NO	BEHIND	LAP TIME
184		1:51.634
82	2.360	1:52.406
166	3.979	1:52.356
19	6.315	1:52.986
79	7.281	1:54.142
117	7.355	1:52.380
97	7.673	1:53.658
6	13.959	1:55.078
199	16.827	1:57.050
81	20.585	1:57.246
34	22.894	1:59.473
627	24.378	1:59.043

61	25.888	1:59.166
91	27.815	1:59.552
35	30.613	2:11.484 P
191	35.719	2:03.837
70	36.180	2:02.827
47	46.154	2:03.892
78	48.536	2:05.984
93	50.458	2:04.066
167	54.195	2:08.361
188	55.226	2:08.476

LAP 4 @ 16:18:13.647

NO	BEHIND	LAP TIME
184		1:51.354
82	3.272	1:52.266
166	5.310	1:52.685
19	7.497	1:52.536
79	10.029	1:54.102
117	10.249	1:54.248
97	10.388	1:54.069
6	18.112	1:55.507
199	23.620	1:58.147
81	27.744	1:58.513
34	30.882	1:59.342
627	31.156	1:58.132
61	34.421	1:59.887
91	36.822	2:00.361
191	47.529	2:03.164
70	47.611	2:02.785
47	59.022	2:04.222
78	1:02.959	2:05.777
93	1:03.166	2:04.062
167	1:10.803	2:07.962
188	1:12.488	2:08.616

LAP 5 @ 16:20:05.623

NO	BEHIND	LAP TIME
184		1:51.976
82	4.215	1:52.919
166	5.902	1:52.568
19	8.507	1:52.986
117	11.241	1:52.968
97	11.506	1:53.094
79	12.014	1:53.961
6	22.325	1:56.189
199	29.511	1:57.867
81	33.505	1:57.737
34	37.414	1:58.508
627	37.533	1:58.353
61	42.027	1:59.582
91	46.066	2:01.220
70	56.344	2:00.709
191	57.374	2:01.821
47	1:11.322	2:04.276
93	1:15.286	2:04.096
78	1:17.419	2:06.436
167	1:26.907	2:08.080
188	1:29.719	2:09.207

LAP 6 @ 16:21:57.579

NO	BEHIND	LAP TIME
184		1:51.956
82	4.289	1:52.030
166	6.516	1:52.570

19	9.846	1:53.295
97	11.875	1:52.325
117	11.990	1:52.705
79	14.052	1:53.994
6	25.673	1:55.304
199	35.611	1:58.056
81	39.305	1:57.756
627	42.677	1:57.100
34	43.847	1:58.389
61	49.432	1:59.361
91	55.168	2:01.058
70	1:05.754	2:01.366
191	1:06.023	2:00.605
47	1:23.716	2:04.350
93	1:26.923	2:03.593
78	1:31.620	2:06.157
167	1:44.554	2:09.603
188	1:46.698	2:08.935

LAP 7 @ 16:23:50.153

NO	BEHIND	LAP TIME
184		1:52.574
166	7.355	1:53.413
19	11.109	1:53.837
97	11.340	1:52.039
117	12.699	1:53.283
79	16.922	1:55.444
6	29.653	1:56.554
199	41.213	1:58.176
81	45.059	1:58.328
627	48.252	1:58.149
34	48.488	1:57.215
61	56.011	1:59.153
91	1:03.647	2:01.053
70	1:13.780	2:00.600
191	1:14.319	2:00.870
47	1:36.042	2:04.900
93	1:39.602	2:05.253
78	1:46.230	2:07.184

LAP 8 @ 16:25:43.085

NO	BEHIND	LAP TIME
184		1:52.932
167	1 Lap	2:08.434
166	7.742	1:53.319
97	12.641	1:54.233
117	16.064	1:56.297
79	22.701	1:58.711
6	32.792	1:56.071
199	50.160	2:01.879
81	50.320	1:58.193
34	54.069	1:58.513
627	54.450	1:59.130
61	1:02.552	1:59.473
91	1:12.804	2:02.089
70	1:21.040	2:00.192
191	1:21.291	1:59.904
47	1:47.975	2:04.865
93	1:51.073	2:04.403
78	2:00.598	2:07.300

BMCRC - MRO Championships 2022 - Rnd 4 @ Oulton Park

MRO Minitwins & Rookie Minitwins

RACE 17 - SECTOR ANALYSIS



SECTOR 1 = FL to I1, SECTOR 2 = I1 to FL, DIFF = Difference To Personal Best Lap, P = Crossed Finish Line in Pit Lane, D = Time Disallowed

P1 184		David TWYFORD		Suzuki SV650 - MHP		
IDEAL LAP TIME : 1:51.354		BEST LAP TIME : 1:51.354		DIFFERENCE : 0.000		
LAP	SECTOR 1	SECTOR 2	LAP TIME	MPH	DIFF	TIME OF DAY
1 -		30.600	1:56.057	83.50	4.703	16:12:38.924
2 -	1:21.162	30.573	1:51.735 (3)	86.73	0.381	16:14:30.659
3 -	1:20.945	30.689	1:51.634 (2)	86.81	0.280	16:16:22.293
4 -	1:20.819	30.535	1:51.354 (1)	87.03		16:18:13.647
5 -	1:21.124	30.852	1:51.976	86.54	0.622	16:20:05.623
6 -	1:21.258	30.698	1:51.956	86.56	0.602	16:21:57.579
7 -	1:21.667	30.907	1:52.574	86.08	1.220	16:23:50.153
8 -	1:22.046	30.886	1:52.932	85.81	1.578	16:25:43.085

P2 166		Nik BAKER		Suzuki SV650 - K66, DMR customs		
IDEAL LAP TIME : 1:52.318		BEST LAP TIME : 1:52.356		DIFFERENCE : 0.038		
LAP	SECTOR 1	SECTOR 2	LAP TIME	MPH	DIFF	TIME OF DAY
1 -		31.142	1:58.519	81.77	6.163	16:12:41.386
2 -	1:21.627	30.903	1:52.530 (2)	86.12	0.174	16:14:33.916
3 -	1:21.422	30.934	1:52.356 (1)	86.25		16:16:26.272
4 -	1:21.789	30.896	1:52.685	86.00	0.329	16:18:18.957
5 -	1:21.527	31.041	1:52.568 (3)	86.09	0.212	16:20:11.525
6 -	1:21.633	30.937	1:52.570	86.09	0.214	16:22:04.095
7 -	1:21.995	31.418	1:53.413	85.45	1.057	16:23:57.508
8 -	1:22.090	31.229	1:53.319	85.52	0.963	16:25:50.827

P3 97		Alex MANN		Suzuki SV650 - Michael Jones Jewellers, Esprit Group, TT50 cars		
IDEAL LAP TIME : 1:52.034		BEST LAP TIME : 1:52.039		DIFFERENCE : 0.005		
LAP	SECTOR 1	SECTOR 2	LAP TIME	MPH	DIFF	TIME OF DAY
1 -		31.126	1:59.813	80.88	7.774	16:12:42.680
2 -	1:22.699	30.929	1:53.628	85.28	1.589	16:14:36.308
3 -	1:21.813	31.845	1:53.658	85.26	1.619	16:16:29.966
4 -	1:22.656	31.413	1:54.069	84.96	2.030	16:18:24.035
5 -	1:22.312	30.782	1:53.094 (3)	85.69	1.055	16:20:17.129
6 -	1:21.593	30.732	1:52.325 (2)	86.27	0.286	16:22:09.454
7 -	1:21.302	30.737	1:52.039 (1)	86.49		16:24:01.493
8 -	1:22.952	31.281	1:54.233	84.83	2.194	16:25:55.726

P4 117 RMT		Brandon WRIGHT		Suzuki SV650 - OneEliquids.com		
IDEAL LAP TIME : 1:51.806		BEST LAP TIME : 1:52.380		DIFFERENCE : 0.574		
LAP	SECTOR 1	SECTOR 2	LAP TIME	MPH	DIFF	TIME OF DAY
1 -		33.604	2:01.396	79.83	9.016	16:12:44.263
2 -	1:22.373	30.632	1:53.005	85.75	0.625	16:14:37.268
3 -	1:21.185	31.195	1:52.380 (1)	86.23		16:16:29.648
4 -	1:22.746	31.502	1:54.248	84.82	1.868	16:18:23.896
5 -	1:22.148	30.820	1:52.968 (3)	85.78	0.588	16:20:16.864
6 -	1:22.084	30.621	1:52.705 (2)	85.98	0.325	16:22:09.569
7 -	1:22.325	30.958	1:53.283	85.54	0.903	16:24:02.852
8 -	1:24.832	31.465	1:56.297	83.33	3.917	16:25:59.149

P5 79		James O'MARA		Suzuki SV650 - BRP Machining Ltd		
IDEAL LAP TIME : 1:53.016		BEST LAP TIME : 1:53.612		DIFFERENCE : 0.596		
LAP	SECTOR 1	SECTOR 2	LAP TIME	MPH	DIFF	TIME OF DAY
1 -		30.782	1:58.953	81.47	5.341	16:12:41.820
2 -	1:22.511	31.101	1:53.612 (1)	85.30		16:14:35.432
3 -	1:22.430	31.712	1:54.142	84.90	0.530	16:16:29.574
4 -	1:22.613	31.489	1:54.102	84.93	0.490	16:18:23.676
5 -	1:23.109	30.852	1:53.961 (2)	85.04	0.349	16:20:17.637
6 -	1:22.234	31.760	1:53.994 (3)	85.01	0.382	16:22:11.631
7 -	1:23.006	32.438	1:55.444	83.94	1.832	16:24:07.075
8 -	1:25.403	33.308	1:58.711	81.63	5.099	16:26:05.786

BMCRC - MRO Championships 2022 - Rnd 4 @ Oulton Park

MRO Minitwins & Rookie Minitwins

RACE 17 - SECTOR ANALYSIS



SECTOR 1 = FL to I1, SECTOR 2 = I1 to FL, DIFF = Difference To Personal Best Lap, P = Crossed Finish Line in Pit Lane, D = Time Disallowed

P6 6		Martin COOPER		Suzuki SV650 -		
IDEAL LAP TIME : 1:54.873		BEST LAP TIME : 1:55.078		DIFFERENCE : 0.205		
LAP	SECTOR 1	SECTOR 2	LAP TIME	MPH	DIFF	TIME OF DAY
1 -		32.226	2:01.485	79.77	6.407	16:12:44.352
2 -	1:24.131	32.691	1:56.822	82.95	1.744	16:14:41.174
3 -	1:23.185	31.893	1:55.078 (1)	84.21		16:16:36.252
4 -	1:23.819	31.688	1:55.507 (3)	83.90	0.429	16:18:31.759
5 -	1:24.088	32.101	1:56.189	83.40	1.111	16:20:27.948
6 -	1:23.324	31.980	1:55.304 (2)	84.05	0.226	16:22:23.252
7 -	1:23.909	32.645	1:56.554	83.14	1.476	16:24:19.806
8 -	1:23.992	32.079	1:56.071	83.49	0.993	16:26:15.877

P7 199 RMT		Roger PARKES		Suzuki SV650 - Simply Owners Ltd		
IDEAL LAP TIME : 1:56.436		BEST LAP TIME : 1:57.017		DIFFERENCE : 0.581		
LAP	SECTOR 1	SECTOR 2	LAP TIME	MPH	DIFF	TIME OF DAY
1 -		31.873	2:02.186	79.31	5.169	16:12:45.053
2 -	1:24.810	32.207	1:57.017 (1)	82.81		16:14:42.070
3 -	1:24.563	32.487	1:57.050 (2)	82.79	0.033	16:16:39.120
4 -	1:25.567	32.580	1:58.147	82.02	1.130	16:18:37.267
5 -	1:25.368	32.499	1:57.867 (3)	82.22	0.850	16:20:35.134
6 -	1:25.646	32.410	1:58.056	82.09	1.039	16:22:33.190
7 -	1:25.470	32.706	1:58.176	82.00	1.159	16:24:31.366
8 -	1:25.736	36.143	2:01.879	79.51	4.862	16:26:33.245

P8 81		Malvern MAY		Suzuki SV650 - IMP racing		
IDEAL LAP TIME : 1:56.865		BEST LAP TIME : 1:57.246		DIFFERENCE : 0.381		
LAP	SECTOR 1	SECTOR 2	LAP TIME	MPH	DIFF	TIME OF DAY
1 -		32.721	2:04.650	77.74	7.404	16:12:47.517
2 -	1:25.256	32.859	1:58.115	82.04	0.869	16:14:45.632
3 -	1:24.939	32.307	1:57.246 (1)	82.65		16:16:42.878
4 -	1:26.273	32.240	1:58.513	81.77	1.267	16:18:41.391
5 -	1:25.427	32.310	1:57.737 (2)	82.31	0.491	16:20:39.128
6 -	1:25.637	32.119	1:57.756 (3)	82.29	0.510	16:22:36.884
7 -	1:25.385	32.943	1:58.328	81.90	1.082	16:24:35.212
8 -	1:24.746	33.447	1:58.193	81.99	0.947	16:26:33.405

P9 34		Andrew JOHNSON		Suzuki SV650 - Rose & Charlie Racing		
IDEAL LAP TIME : 1:56.740		BEST LAP TIME : 1:57.215		DIFFERENCE : 0.475		
LAP	SECTOR 1	SECTOR 2	LAP TIME	MPH	DIFF	TIME OF DAY
1 -		32.492	2:04.028	78.13	6.813	16:12:46.895
2 -	1:25.629	33.190	1:58.819	81.56	1.604	16:14:45.714
3 -	1:26.681	32.792	1:59.473	81.11	2.258	16:16:45.187
4 -	1:26.796	32.546	1:59.342	81.20	2.127	16:18:44.529
5 -	1:26.087	32.421	1:58.508 (3)	81.77	1.293	16:20:43.037
6 -	1:26.135	32.254	1:58.389 (2)	81.85	1.174	16:22:41.426
7 -	1:24.486	32.729	1:57.215 (1)	82.67		16:24:38.641
8 -	1:25.910	32.603	1:58.513	81.77	1.298	16:26:37.154

P10 627 RMT		Aaron MONK		Suzuki SV650 - flyaspitfire.co.uk		
IDEAL LAP TIME : 1:57.100		BEST LAP TIME : 1:57.100		DIFFERENCE : 0.000		
LAP	SECTOR 1	SECTOR 2	LAP TIME	MPH	DIFF	TIME OF DAY
1 -		32.613	2:05.449	77.25	8.349	16:12:48.316
2 -	1:26.233	33.079	1:59.312	81.22	2.212	16:14:47.628
3 -	1:26.098	32.945	1:59.043	81.41	1.943	16:16:46.671
4 -	1:25.846	32.286	1:58.132 (2)	82.03	1.032	16:18:44.803
5 -	1:25.934	32.419	1:58.353	81.88	1.253	16:20:43.156
6 -	1:25.019	32.081	1:57.100 (1)	82.76		16:22:40.256
7 -	1:25.166	32.983	1:58.149 (3)	82.02	1.049	16:24:38.405
8 -	1:26.384	32.746	1:59.130	81.35	2.030	16:26:37.535

BMCRC - MRO Championships 2022 - Rnd 4 @ Oulton Park

MRO Minitwins & Rookie Minitwins

RACE 17 - SECTOR ANALYSIS



SECTOR 1 = FL to I1, SECTOR 2 = I1 to FL, DIFF = Difference To Personal Best Lap, P = Crossed Finish Line in Pit Lane, D = Time Disallowed

P11 61 RMT		Nick HOLMES		Suzuki SV650 -		
IDEAL LAP TIME : 1:58.906		BEST LAP TIME : 1:59.153		DIFFERENCE : 0.247		
LAP	SECTOR 1	SECTOR 2	LAP TIME	MPH	DIFF	TIME OF DAY
1 -		33.146	2:06.410	76.66	7.257	16:12:49.277
2 -	1:26.615	33.123	1:59.738	80.93	0.585	16:14:49.015
3 -	1:26.096	33.070	1:59.166 (2)	81.32	0.013	16:16:48.181
4 -	1:26.872	33.015	1:59.887	80.83	0.734	16:18:48.068
5 -	1:26.662	32.920	1:59.582	81.04	0.429	16:20:47.650
6 -	1:26.285	33.076	1:59.361 (3)	81.19	0.208	16:22:47.011
7 -	1:26.343	32.810	1:59.153 (1)	81.33		16:24:46.164
8 -	1:26.434	33.039	1:59.473	81.11	0.320	16:26:45.637

P12 91 RMT		Ben WEST		Suzuki SV650 - RV2 power		
IDEAL LAP TIME : 1:58.923		BEST LAP TIME : 1:59.552		DIFFERENCE : 0.629		
LAP	SECTOR 1	SECTOR 2	LAP TIME	MPH	DIFF	TIME OF DAY
1 -		33.047	2:07.887	75.78	8.335	16:12:50.754
2 -	1:26.338	33.464	1:59.802 (2)	80.89	0.250	16:14:50.556
3 -	1:26.894	32.658	1:59.552 (1)	81.06		16:16:50.108
4 -	1:27.776	32.585	2:00.361 (3)	80.51	0.809	16:18:50.469
5 -	1:28.386	32.834	2:01.220	79.94	1.668	16:20:51.689
6 -	1:28.080	32.978	2:01.058	80.05	1.506	16:22:52.747
7 -	1:27.130	33.923	2:01.053	80.05	1.501	16:24:53.800
8 -	1:28.383	33.706	2:02.089	79.37	2.537	16:26:55.889

P13 70		Colin HALL		Suzuki SV650 -		
IDEAL LAP TIME : 1:59.909		BEST LAP TIME : 2:00.192		DIFFERENCE : 0.283		
LAP	SECTOR 1	SECTOR 2	LAP TIME	MPH	DIFF	TIME OF DAY
1 -		33.439	2:10.170	74.45	9.978	16:12:53.037
2 -	1:28.632	33.977	2:02.609	79.04	2.417	16:14:55.646
3 -	1:28.957	33.870	2:02.827	78.90	2.635	16:16:58.473
4 -	1:29.074	33.711	2:02.785	78.92	2.593	16:19:01.258
5 -	1:27.430	33.279	2:00.709 (3)	80.28	0.517	16:21:01.967
6 -	1:28.109	33.257	2:01.366	79.85	1.174	16:23:03.333
7 -	1:26.887	33.713	2:00.600 (2)	80.35	0.408	16:25:03.933
8 -	1:27.170	33.022	2:00.192 (1)	80.63		16:27:04.125

P14 191 RMT		Justin GRACE		Suzuki SV650 - G-Race Motorsports		
IDEAL LAP TIME : 1:59.904		BEST LAP TIME : 1:59.904		DIFFERENCE : 0.000		
LAP	SECTOR 1	SECTOR 2	LAP TIME	MPH	DIFF	TIME OF DAY
1 -		33.122	2:08.782	75.25	8.878	16:12:51.649
2 -	1:28.376	34.150	2:02.526	79.09	2.622	16:14:54.175
3 -	1:29.863	33.974	2:03.837	78.25	3.933	16:16:58.012
4 -	1:29.325	33.839	2:03.164	78.68	3.260	16:19:01.176
5 -	1:28.797	33.024	2:01.821	79.55	1.917	16:21:02.997
6 -	1:27.746	32.859	2:00.605 (2)	80.35	0.701	16:23:03.602
7 -	1:27.626	33.244	2:00.870 (3)	80.17	0.966	16:25:04.472
8 -	1:27.424	32.480	1:59.904 (1)	80.82		16:27:04.376

P15 47		Tristan BOHANAN		Suzuki SV650 - Myself		
IDEAL LAP TIME : 2:03.750		BEST LAP TIME : 2:03.892		DIFFERENCE : 0.142		
LAP	SECTOR 1	SECTOR 2	LAP TIME	MPH	DIFF	TIME OF DAY
1 -		34.366	2:15.129	71.71	11.237	16:12:57.996
2 -	1:32.009	34.550	2:06.559	76.57	2.667	16:15:04.555
3 -	1:29.625	34.267	2:03.892 (1)	78.22		16:17:08.447
4 -	1:29.764	34.458	2:04.222 (2)	78.01	0.330	16:19:12.669
5 -	1:30.035	34.241	2:04.276 (3)	77.98	0.384	16:21:16.945
6 -	1:30.225	34.125	2:04.350	77.93	0.458	16:23:21.295
7 -	1:30.160	34.740	2:04.900	77.59	1.008	16:25:26.195
8 -	1:30.407	34.458	2:04.865	77.61	0.973	16:27:31.060

BMCRC - MRO Championships 2022 - Rnd 4 @ Oulton Park

MRO Minitwins & Rookie Minitwins

RACE 17 - SECTOR ANALYSIS



SECTOR 1 = FL to I1, SECTOR 2 = I1 to FL, DIFF = Difference To Personal Best Lap, P = Crossed Finish Line in Pit Lane, D = Time Disallowed

P16 93		Tony BOTTO		Suzuki SV650 - TB Motorcycles		
IDEAL LAP TIME : 2:03.290		BEST LAP TIME : 2:03.593		DIFFERENCE : 0.303		
LAP	SECTOR 1	SECTOR 2	LAP TIME	MPH	DIFF	TIME OF DAY
1 -		34.450	2:18.369	70.03	14.776	16:13:01.236
2 -	1:32.452	34.997	2:07.449	76.04	3.856	16:15:08.685
3 -	1:29.844	34.222	2:04.066 (3)	78.11	0.473	16:17:12.751
4 -	1:29.995	34.067	2:04.062 (2)	78.11	0.469	16:19:16.813
5 -	1:30.364	33.732	2:04.096	78.09	0.503	16:21:20.909
6 -	1:29.558	34.035	2:03.593 (1)	78.41		16:23:24.502
7 -	1:30.849	34.404	2:05.253	77.37	1.660	16:25:29.755
8 -	1:29.872	34.531	2:04.403	77.90	0.810	16:27:34.158

P17 78 RMT		Tim FRAMPTON		Suzuki SV650 - K66		
IDEAL LAP TIME : 2:05.278		BEST LAP TIME : 2:05.777		DIFFERENCE : 0.499		
LAP	SECTOR 1	SECTOR 2	LAP TIME	MPH	DIFF	TIME OF DAY
1 -		34.507	2:14.985	71.79	9.208	16:12:57.852
2 -	1:31.949	35.044	2:06.993	76.31	1.216	16:15:04.845
3 -	1:31.478	34.506	2:05.984 (2)	76.92	0.207	16:17:10.829
4 -	1:31.105	34.672	2:05.777 (1)	77.05		16:19:16.606
5 -	1:32.190	34.246	2:06.436	76.64	0.659	16:21:23.042
6 -	1:31.984	34.173	2:06.157 (3)	76.81	0.380	16:23:29.199
7 -	1:32.179	35.005	2:07.184	76.19	1.407	16:25:36.383
8 -	1:32.604	34.696	2:07.300	76.12	1.523	16:27:43.683

P18 167 RMT		Terry SMITH		Suzuki SV650 -		
IDEAL LAP TIME : 2:07.445		BEST LAP TIME : 2:07.962		DIFFERENCE : 0.517		
LAP	SECTOR 1	SECTOR 2	LAP TIME	MPH	DIFF	TIME OF DAY
1 -		35.600	2:17.279	70.59	9.317	16:13:00.146
2 -	1:32.246	35.735	2:07.981 (2)	75.72	0.019	16:15:08.127
3 -	1:32.923	35.438	2:08.361	75.50	0.399	16:17:16.488
4 -	1:32.758	35.204	2:07.962 (1)	75.73		16:19:24.450
5 -	1:32.241	35.839	2:08.080 (3)	75.66	0.118	16:21:32.530
6 -	1:34.277	35.326	2:09.603	74.77	1.641	16:23:42.133
7 -	1:33.005	35.429	2:08.434	75.45	0.472	16:25:50.567

P19 19		Kevin LILLEY		Suzuki SV650 - Trafalgar Cleaning Eqpt. / Steve Jordan Motorcy		
IDEAL LAP TIME : 1:52.452		BEST LAP TIME : 1:52.536		DIFFERENCE : 0.084		
LAP	SECTOR 1	SECTOR 2	LAP TIME	MPH	DIFF	TIME OF DAY
1 -		31.009	1:58.749	81.61	6.213	16:12:41.616
2 -	1:22.874	31.132	1:54.006	85.00	1.470	16:14:35.622
3 -	1:22.089	30.897	1:52.986 (2)	85.77	0.450	16:16:28.608
4 -	1:21.702	30.834	1:52.536 (1)	86.11		16:18:21.144
5 -	1:21.618	31.368	1:52.986 (2)	85.77	0.450	16:20:14.130
6 -	1:22.018	31.277	1:53.295	85.54	0.759	16:22:07.425
7 -	1:22.097	31.740	1:53.837	85.13	1.301	16:24:01.262

P20 82		Andy SMITH		Suzuki SV650 -		
IDEAL LAP TIME : 1:51.828		BEST LAP TIME : 1:52.030		DIFFERENCE : 0.202		
LAP	SECTOR 1	SECTOR 2	LAP TIME	MPH	DIFF	TIME OF DAY
1 -		30.758	1:57.166	82.71	5.136	16:12:40.033
2 -	1:21.465	30.749	1:52.214 (2)	86.36	0.184	16:14:32.247
3 -	1:21.676	30.730	1:52.406	86.21	0.376	16:16:24.653
4 -	1:21.417	30.849	1:52.266 (3)	86.32	0.236	16:18:16.919
5 -	1:21.900	31.019	1:52.919	85.82	0.889	16:20:09.838
6 -	1:21.266	30.764	1:52.030 (1)	86.50		16:22:01.868

BMCRC - MRO Championships 2022 - Rnd 4 @ Oulton Park

MRO Minitwins & Rookie Minitwins

RACE 17 - SECTOR ANALYSIS



SECTOR 1 = FL to I1, SECTOR 2 = I1 to FL, DIFF = Difference To Personal Best Lap, P = Crossed Finish Line in Pit Lane, D = Time Disallowed

P21 188 RMT Ben RICHARDS		Suzuki SV650 -				
IDEAL LAP TIME : 2:08.472		BEST LAP TIME : 2:08.476		DIFFERENCE : 0.004		
LAP	SECTOR 1	SECTOR 2	LAP TIME	MPH	DIFF	TIME OF DAY
1 -		35.536	2:16.604	70.94	8.128	16:12:59.471
2 -	1:33.961	35.611	2:09.572	74.79	1.096	16:15:09.043
3 -	1:33.020	35.456	2:08.476 (1)	75.43		16:17:17.519
4 -	1:33.150	35.466	2:08.616 (2)	75.35	0.140	16:19:26.135
5 -	1:33.536	35.671	2:09.207	75.00	0.731	16:21:35.342
6 -	1:33.483	35.452	2:08.935 (3)	75.16	0.459	16:23:44.277

P22 35 Tyler WALSH		Suzuki SV650 - KDR Powerlines				
IDEAL LAP TIME : 1:55.610		BEST LAP TIME : 1:57.100		DIFFERENCE : 1.490		
LAP	SECTOR 1	SECTOR 2	LAP TIME	MPH	DIFF	TIME OF DAY
1 -		31.801	2:01.455	79.79	4.355	16:12:44.322
2 -	1:23.809	33.291	1:57.100 (1)	82.76		16:14:41.422
3 -	1:25.014	IN PIT	2:11.484 P	73.70	14.384	16:16:52.906

BMCRC - MRO Championships 2022 - Rnd 4 @ Oulton Park

MRO Minitwins & Rookie Minitwins

RACE 17 - BEST SECTORS

SECTOR 1			SECTOR 2			IDEAL / BEST COMPARISON						
POS	NO	NAME	TIME	NO	NAME	TIME	POS	NO	NAME	IDEAL	BEST	DIFF
									PERFECT LAP	1:51.354		
1	184	TWYFORD	1:20.819	184	TWYFORD	30.535	1	184	TWYFORD	1:51.354	1:51.354	0.000
2	82	SMITH	1:21.098	117	WRIGHT	30.621	2	117	WRIGHT	1:51.806	1:52.380	0.574
3	117	WRIGHT	1:21.185	82	SMITH	30.730	3	82	SMITH	1:51.828	1:52.030	0.202
4	97	MANN	1:21.302	97	MANN	30.732	4	97	MANN	1:52.034	1:52.039	0.005
5	166	BAKER	1:21.422	79	O'MARA	30.782	5	166	BAKER	1:52.318	1:52.356	0.038
6	19	LILLEY	1:21.618	19	LILLEY	30.834	6	19	LILLEY	1:52.452	1:52.536	0.084
7	79	O'MARA	1:22.234	166	BAKER	30.896	7	79	O'MARA	1:53.016	1:53.612	0.596
8	6	COOPER	1:23.185	6	COOPER	31.688	8	6	COOPER	1:54.873	1:55.078	0.205
9	35	WALSH	1:23.809	35	WALSH	31.801	9	35	WALSH	1:55.610	1:57.100	1.490
10	34	JOHNSON	1:24.486	199	PARKES	31.873	10	199	PARKES	1:56.436	1:57.017	0.581
11	199	PARKES	1:24.563	627	MONK	32.081	11	34	JOHNSON	1:56.740	1:57.215	0.475
12	81	MAY	1:24.746	81	MAY	32.119	12	81	MAY	1:56.865	1:57.246	0.381
13	627	MONK	1:25.019	34	JOHNSON	32.254	13	627	MONK	1:57.100	1:57.100	0.000
14	61	HOLMES	1:26.096	191	GRACE	32.480	14	61	HOLMES	1:58.906	1:59.153	0.247
15	91	WEST	1:26.338	91	WEST	32.585	15	91	WEST	1:58.923	1:59.552	0.629
16	70	HALL	1:26.887	61	HOLMES	32.810	16	191	GRACE	1:59.904	1:59.904	0.000
17	191	GRACE	1:27.424	70	HALL	33.022	17	70	HALL	1:59.909	2:00.192	0.283
18	93	BOTTO	1:29.558	93	BOTTO	33.732	18	93	BOTTO	2:03.290	2:03.593	0.303
19	47	BOHANAN	1:29.625	47	BOHANAN	34.125	19	47	BOHANAN	2:03.750	2:03.892	0.142
20	78	FRAMPTON	1:31.105	78	FRAMPTON	34.173	20	78	FRAMPTON	2:05.278	2:05.777	0.499
21	167	SMITH	1:32.241	167	SMITH	35.204	21	167	SMITH	2:07.445	2:07.962	0.517
22	188	RICHARDS	1:33.020	188	RICHARDS	35.452	22	188	RICHARDS	2:08.472	2:08.476	0.004

23

BMCRC - MRO Championships 2022 - Rnd 4 @ Oulton Park

MRO Minitwins & Rookie Minitwins

RACE 17 - STATISTICS

Competitors Started 22
Planned Start 2022-06-04 @ 16:30:00.000
Actual Start 2022-06-04 @ 16:10:42.867
Finish Time 2022-06-04 @ 16:25:43.084
Track Length 2.6920mi.
Total Laps 165
Total Distance Covered 444.1847mi.

Session Fastest Lap History

NO	CL	NAME	LAP TIME	TIME OF DAY	LAP	VEHICLE
184		David TWYFORD	1:51.735	16:14:30.675	2	Suzuki SV650
184		David TWYFORD	1:51.634	16:16:22.310	3	Suzuki SV650
184		David TWYFORD	1:51.354	16:18:13.663	4	Suzuki SV650

Session Leader History

NO	CL	NAME	FROM LAP	LAPS LED	DISTANCE	VEHICLE
184		David TWYFORD	1	8	21.53 miles	Suzuki SV650

Flag History

TYPE	TIME OF DAY
GREEN	16:10:42.867
FINISH	16:25:43.084

Flag Statistics

TYPE	COUNT	TOTAL LAPS	TOTAL TIME
Green	1	8	17:46.767
Red	0	0	0.000
Safety Car	0	0	0.000
FCY	0	0	0.000

BMCRC - MRO Championships 2022 - Rnd 4 @ Oulton Park

MRO Minitwins & Rookie Minitwins

RACE 17 - STATISTICS

CLASS :

13 Starters

Fastest Lap History

NO	NAME	LAP TIME	TIME OF DAY	LAP	VEHICLE
184	David TWYFORD	1:51.735	16:14:30.675	2	Suzuki SV650
184	David TWYFORD	1:51.634	16:16:22.310	3	Suzuki SV650
184	David TWYFORD	1:51.354	16:18:13.663	4	Suzuki SV650

Leader History

NO	NAME	FROM LAP	LAPS LED	DISTANCE	VEHICLE
184	David TWYFORD	1	8	21.53 miles	Suzuki SV650

BMCRC - MRO Championships 2022 - Rnd 4 @ Oulton Park

MRO Minitwins & Rookie Minitwins

RACE 17 - STATISTICS

CLASS : RMT

9 Starters

Fastest Lap History

NO	NAME	LAP TIME	TIME OF DAY	LAP	VEHICLE
117	Brandon WRIGHT	1:53.005	16:14:37.282	2	Suzuki SV650
117	Brandon WRIGHT	1:52.380	16:16:29.648	3	Suzuki SV650

Leader History

NO	NAME	FROM LAP	LAPS LED	DISTANCE	VEHICLE
117	Brandon WRIGHT	1	8	21.53 miles	Suzuki SV650

Kawasaki

*Team
Green*
JUNIOR CUP

ACU TEAM GREEN JUNIOR CUP & SENIOR 300



BMCRC-MRO Championships - Round 4
Oulton Park International
3rd / 4th June 2022



Timing & Results Provided by Timing Solutions Ltd

www.tsl-timing.com

BMCRC - MRO Championships 2022 - Rnd 4 @ Oulton Park

ACU Team Green Junior Cup & Senior 300

QUALIFYING - CLASSIFICATION



Kawasaki

POS	NO	CL	PIC NAME	ENTRY	TIME	ON	LAPS	GAP	DIFF	MPH
1	8	S	1 Phil ATKINSON	Kawasaki NINJA 400 - ROSE MOT/Q Oil Treatments	2:13.711	6	6			72.47
2	777	J	1 Maximus HARDY	Kawasaki NINJA 400 - DAD	2:13.741	5	5	0.030	0.030	72.46
3	31	J	2 Robbie PARK	Kawasaki NINJA - Friends & Family	2:15.041	4	5	1.330	1.300	71.76
4	97	J	3 Ben PLATT	Kawasaki NINJA 400 - adss ltd	2:15.573	4	4	1.862	0.532	71.48
5	91	J	4 Sam HIRST	Kawasaki NINJA - Valley Racing	2:15.848	5	5	2.137	0.275	71.33
6	60	J	5 Lennon DOCHERTY	Kawasaki NINJA 400 - Doc Fit Training	2:16.620	5	5	2.909	0.772	70.93
7	67	J	6 Iwan JONES	Kawasaki NINJA 300 - Danosh Services Ltd	2:16.749	4	5	3.038	0.129	70.86
8	20	J	7 Jack MUIR	Kawasaki NINJA 400 -	2:17.427	2	2	3.716	0.678	70.51
9	58	J	8 Matthew WOOD	Kawasaki NINJA 300 -	2:17.701	3	4	3.990	0.274	70.37
10	95	J	9 Greg MARSHALL	Kawasaki NINJA 300 - Mum & Dad; HEL Performance	2:18.268	2	2	4.557	0.567	70.09
11	34	J	10 Oliver ARBON	Kawasaki NINJA 400 - tt plumbing and heating	2:18.614	4	5	4.903	0.346	69.91
12	19	J	11 James O'MARA	Kawasaki NINJA 400 - BRP Machining Ltd	2:18.674	4	5	4.963	0.060	69.88
13	131	J	12 Dylan MELLOR	Kawasaki NINJA 300 - BDS Motorcycles	2:19.207	4	5	5.496	0.533	69.61
14	27	J	13 Felix DORLING	Kawasaki NINJA 400 - Kernow Controls	2:19.661	5	5	5.950	0.454	69.39
15	311	J	14 Nathan-Ellis WARD	Kawasaki NINJA 300 - Zipped up racing	2:20.975	5	5	7.264	1.314	68.74
16	32	S	2 Connor MURRAY	Kawasaki NINJA 300 -	2:21.593	4	4	7.882	0.618	68.44
17	141	J	15 Noah GUILLERY	Kawasaki NINJA 300 - MDM-R	2:21.742	5	5	8.031	0.149	68.37
18	44	J	16 Sam GREEN	Kawasaki NINJA 300 -	2:21.825	5	5	8.114	0.083	68.33
19	35	J	17 Zack WESTON	Kawasaki NINJA 400 - NW Racing	2:22.881	5	5	9.170	1.056	67.82
20	125	J	18 Ben JOLLIFFE	Kawasaki NINJA 300 -	2:23.855	4	5	10.144	0.974	67.36
21	18	J	19 George HIGGINS	Kawasaki NINJA 400 - Aztec Racing	2:24.057	5	5	10.346	0.202	67.27
22	99	S	3 Elizabeth CLEAVER	Kawasaki NINJA 400 -	2:25.207	5	5	11.496	1.150	66.74
23	10	S	4 Mike BRUNSDON	Kawasaki NINJA 400 - CF Fairford	2:25.987	4	5	12.276	0.780	66.38
24	70	S	5 Justin WHITE	Kawasaki NINJA 400 - Just In Graphics	2:26.030	4	5	12.319	0.043	66.36
25	77	J	20 Joe WHITE	Kawasaki NINJA 400 - Just In Graphics /MZ CONTRAC	2:26.475	5	5	12.764	0.445	66.16
26	66	S	6 Mark SMITH	Kawasaki NINJA 300 - MHP EXHAUST'S	2:27.866	4	5	14.155	1.391	65.54
27	73	S	7 Jemma HANNAFORD	Kawasaki NINJA 300 -	2:27.888	5	5	14.177	0.022	65.53
28	173	S	8 Jason HEANAN	Kawasaki NINJA 300 -	2:28.764	4	5	15.053	0.876	65.14
29	48	S	9 Kevin SABBARTON	Kawasaki NINJA 300 -	2:29.637	5	5	15.926	0.873	64.76
30	4	S	10 Nigel FRANKLIN	Kawasaki NINJA - Jane Franklin	2:32.006	4	5	18.295	2.369	63.75
31	400	S	11 Stuart THURTL	Kawasaki NINJA 400 - TeamTortoise Racing	2:34.740	4	5	21.029	2.734	62.62
32	118	J	21 Max HALL	Kawasaki NINJA 300 - Racecraft rider development	2:35.712	1	1	22.001	0.972	62.23
33	191	J	22 Craig DANCE	Kawasaki NINJA 300 -	2:38.950	4	4	25.239	3.238	60.97
34	0	J	23 Sam ATKINSON	Kawasaki NINJA 400 -	2:43.915	4	4	30.204	4.965	59.12
35	23	S	12 Saskya BUSH	Kawasaki NINJA 300 -	2:47.974	4	4	34.263	4.059	57.69
36	14	J	24 Maryann McCARTNEY	Kawasaki NINJA 300 - McCartney Racing	2:48.488	4	4	34.777	0.514	57.51
37	69	J	25 Dan DEARING	Kawasaki NINJA -	2:52.306	4	4	38.595	3.818	56.24

Weather / Track : Overcast / Wet

These results are provisional until the conclusion of any judicial and technical matters.

Oulton Park International: 2.6920 miles

Date: 03/06/2022 Start: 08:34 Finish: 08:46

Clerk Of Course :	Stewards :	Timekeeper : Richard Evans
-------------------	------------	----------------------------

Results can be found at www.tsl-timing.com

Printed - 08:49 Friday, 03 June 2022



BMCRC - MRO Championships 2022 - Rnd 4 @ Oulton Park

ACU Team Green Junior Cup & Senior 300

QUALIFYING - SECTOR ANALYSIS



SECTOR 1 = FL to I1, SECTOR 2 = I1 to FL, DIFF = Difference To Personal Best Lap, P = Crossed Finish Line in Pit Lane, D = Time Disallowed

P1		8 S		Phil ATKINSON		Kawasaki NINJA 400 - ROSE MOT/Q Oil Treatments	
IDEAL LAP TIME : 2:13.711		BEST LAP TIME : 2:13.711		DIFFERENCE : 0.000			
LAP	SECTOR 1	SECTOR 2	LAP TIME	MPH	DIFF	TIME OF DAY	
1 -	1:46.921	38.536	2:25.457	66.62	11.746	08:37:23.374	
2 -	1:39.666	37.718	2:17.384	70.54	3.673	08:39:40.758	
3 -	1:38.569	37.303	2:15.872 (3)	71.32	2.161	08:41:56.630	
4 -	1:39.944	37.497	2:17.441	70.51	3.730	08:44:14.071	
5 -	1:38.447	37.163	2:15.610 (2)	71.46	1.899	08:46:29.681	
6 -	1:36.820	36.891	2:13.711 (1)	72.47		08:48:43.392	

P2		777 J		Maximus HARDY		Kawasaki NINJA 400 - DAD	
IDEAL LAP TIME : 2:13.741		BEST LAP TIME : 2:13.741		DIFFERENCE : 0.000			
LAP	SECTOR 1	SECTOR 2	LAP TIME	MPH	DIFF	TIME OF DAY	
1 -	1:50.366	39.049	2:29.415	64.86	15.674	08:37:28.667	
2 -	1:42.076	37.857	2:19.933 (3)	69.25	6.192	08:39:48.600	
3 -	1:38.522	37.243	2:15.765 (2)	71.38	2.024	08:42:04.365	
4 -	1:42.880	37.783	2:20.663	68.89	6.922	08:44:25.028	
5 -	1:37.087	36.654	2:13.741 (1)	72.46		08:46:38.769	

P3		31 J		Robbie PARK		Kawasaki NINJA - Friends & Family	
IDEAL LAP TIME : 2:15.041		BEST LAP TIME : 2:15.041		DIFFERENCE : 0.000			
LAP	SECTOR 1	SECTOR 2	LAP TIME	MPH	DIFF	TIME OF DAY	
1 -	1:56.347	40.412	2:36.759	61.82	21.718	08:37:37.186	
2 -	1:47.403	38.740	2:26.143	66.31	11.102	08:40:03.329	
3 -	1:40.579	37.347	2:17.926 (3)	70.26	2.885	08:42:21.255	
4 -	1:38.476	36.565	2:15.041 (1)	71.76		08:44:36.296	
5 -	1:39.431	36.654	2:16.085 (2)	71.21	1.044	08:46:52.381	

P4		97 J		Ben PLATT		Kawasaki NINJA 400 - adss ltd	
IDEAL LAP TIME : 2:15.084		BEST LAP TIME : 2:15.573		DIFFERENCE : 0.489			
LAP	SECTOR 1	SECTOR 2	LAP TIME	MPH	DIFF	TIME OF DAY	
1 -	1:58.131	41.517	2:39.648	60.70	24.075	08:38:16.593	
2 -	1:45.585	38.226	2:23.811 (3)	67.38	8.238	08:40:40.404	
3 -	1:40.647	37.429	2:18.076 (2)	70.18	2.503	08:42:58.480	
4 -	1:38.180	37.393	2:15.573 (1)	71.48		08:45:14.053	

P5		91 J		Sam HIRST		Kawasaki NINJA - Valley Racing	
IDEAL LAP TIME : 2:15.484		BEST LAP TIME : 2:15.848		DIFFERENCE : 0.364			
LAP	SECTOR 1	SECTOR 2	LAP TIME	MPH	DIFF	TIME OF DAY	
1 -	1:52.008	39.068	2:31.076	64.14	15.228	08:38:35.263	
2 -	1:44.787	38.724	2:23.511	67.53	7.663	08:40:58.774	
3 -	1:40.368	38.061	2:18.429 (3)	70.00	2.581	08:43:17.203	
4 -	1:39.234	37.172	2:16.406 (2)	71.04	0.558	08:45:33.609	
5 -	1:38.312	37.536	2:15.848 (1)	71.33		08:47:49.457	

P6		60 J		Lennon DOCHERTY		Kawasaki NINJA 400 - Doc Fit Training	
IDEAL LAP TIME : 2:16.508		BEST LAP TIME : 2:16.620		DIFFERENCE : 0.112			
LAP	SECTOR 1	SECTOR 2	LAP TIME	MPH	DIFF	TIME OF DAY	
1 -	1:58.283	41.553	2:39.836	60.63	23.216	08:38:16.443	
2 -	1:45.385	38.534	2:23.919	67.33	7.299	08:40:40.362	
3 -	1:43.758	37.453	2:21.211 (3)	68.62	4.591	08:43:01.573	
4 -	1:39.752	37.149	2:16.901 (2)	70.79	0.281	08:45:18.474	
5 -	1:39.359	37.261	2:16.620 (1)	70.93		08:47:35.094	

BMCRC - MRO Championships 2022 - Rnd 4 @ Oulton Park

ACU Team Green Junior Cup & Senior 300

QUALIFYING - SECTOR ANALYSIS



SECTOR 1 = FL to I1, SECTOR 2 = I1 to FL, DIFF = Difference To Personal Best Lap, P = Crossed Finish Line in Pit Lane, D = Time Disallowed

P7 67 J Iwan JONES		Kawasaki NINJA 300 - Danosh Services Ltd				
IDEAL LAP TIME : 2:16.749		BEST LAP TIME : 2:16.749		DIFFERENCE : 0.000		
LAP	SECTOR 1	SECTOR 2	LAP TIME	MPH	DIFF	TIME OF DAY
1 -	1:57.616	40.057	2:37.673	61.46	20.924	08:37:50.787
2 -	1:45.829	38.749	2:24.578	67.03	7.829	08:40:15.365
3 -	1:41.780	37.868	2:19.648 (3)	69.39	2.899	08:42:35.013
4 -	1:39.709	37.040	2:16.749 (1)	70.86		08:44:51.762
5 -	1:40.866	37.562	2:18.428 (2)	70.00	1.679	08:47:10.190

P8 20 J Jack MUIR		Kawasaki NINJA 400 -				
IDEAL LAP TIME : 2:17.427		BEST LAP TIME : 2:17.427		DIFFERENCE : 0.000		
LAP	SECTOR 1	SECTOR 2	LAP TIME	MPH	DIFF	TIME OF DAY
1 -	1:55.837	39.702	2:35.539 (2)	62.30	18.112	08:37:50.304
2 -	1:40.754	36.673	2:17.427 (1)	70.51		08:40:07.731

P9 58 J Matthew WOOD		Kawasaki NINJA 300 -				
IDEAL LAP TIME : 2:17.701		BEST LAP TIME : 2:17.701		DIFFERENCE : 0.000		
LAP	SECTOR 1	SECTOR 2	LAP TIME	MPH	DIFF	TIME OF DAY
1 -	1:51.925	38.231	2:30.156	64.54	12.455	08:37:30.000
2 -	1:42.490	37.589	2:20.079 (2)	69.18	2.378	08:39:50.079
3 -	1:40.268	37.433	2:17.701 (1)	70.37		08:42:07.780
4 -	1:41.344	39.618	2:20.962 (3)	68.75	3.261	08:44:28.742

P10 95 J Greg MARSHALL		Kawasaki NINJA 300 - Mum & Dad; HEL Performance				
IDEAL LAP TIME : 2:17.627		BEST LAP TIME : 2:18.268		DIFFERENCE : 0.641		
LAP	SECTOR 1	SECTOR 2	LAP TIME	MPH	DIFF	TIME OF DAY
1 -	1:48.253	38.061	2:26.314 (2)	66.23	8.046	08:37:24.631
2 -	1:40.882	37.386	2:18.268 (1)	70.09		08:39:42.899

P11 34 J Oliver ARBON		Kawasaki NINJA 400 - tt plumbing and heating				
IDEAL LAP TIME : 2:18.614		BEST LAP TIME : 2:18.614		DIFFERENCE : 0.000		
LAP	SECTOR 1	SECTOR 2	LAP TIME	MPH	DIFF	TIME OF DAY
1 -	1:57.599	39.029	2:36.628	61.87	18.014	08:37:52.455
2 -	1:47.467	39.867	2:27.334	65.77	8.720	08:40:19.789
3 -	1:43.761	38.069	2:21.830 (3)	68.33	3.216	08:42:41.619
4 -	1:41.274	37.340	2:18.614 (1)	69.91		08:45:00.233
5 -	1:42.724	37.846	2:20.570 (2)	68.94	1.956	08:47:20.803

P12 19 J James O'MARA		Kawasaki NINJA 400 - BRP Machining Ltd				
IDEAL LAP TIME : 2:18.674		BEST LAP TIME : 2:18.674		DIFFERENCE : 0.000		
LAP	SECTOR 1	SECTOR 2	LAP TIME	MPH	DIFF	TIME OF DAY
1 -	2:03.431	40.708	2:44.139	59.04	25.465	08:38:28.939
2 -	1:50.499	40.370	2:30.869	64.23	12.195	08:40:59.808
3 -	1:44.752	38.983	2:23.735 (3)	67.42	5.061	08:43:23.543
4 -	1:40.891	37.783	2:18.674 (1)	69.88		08:45:42.217
5 -	1:43.701	38.344	2:22.045 (2)	68.22	3.371	08:48:04.262

P13 131 J Dylan MELLOR		Kawasaki NINJA 300 - BDS Motorcycles				
IDEAL LAP TIME : 2:18.377		BEST LAP TIME : 2:19.207		DIFFERENCE : 0.830		
LAP	SECTOR 1	SECTOR 2	LAP TIME	MPH	DIFF	TIME OF DAY
1 -	1:53.352	39.563	2:32.915	63.37	13.708	08:37:32.266
2 -	1:44.669	38.651	2:23.320	67.62	4.113	08:39:55.586
3 -	1:42.705	37.972	2:20.677 (3)	68.89	1.470	08:42:16.263
4 -	1:41.559	37.648	2:19.207 (1)	69.61		08:44:35.470
5 -	1:42.501	36.818	2:19.319 (2)	69.56	0.112	08:46:54.789

BMCRC - MRO Championships 2022 - Rnd 4 @ Oulton Park

ACU Team Green Junior Cup & Senior 300

QUALIFYING - SECTOR ANALYSIS



SECTOR 1 = FL to I1, SECTOR 2 = I1 to FL, DIFF = Difference To Personal Best Lap, P = Crossed Finish Line in Pit Lane, D = Time Disallowed

P14 27 J Felix DORLING		Kawasaki NINJA 400 - Kernow Controls				
IDEAL LAP TIME : 2:19.661		BEST LAP TIME : 2:19.661		DIFFERENCE : 0.000		
LAP	SECTOR 1	SECTOR 2	LAP TIME	MPH	DIFF	TIME OF DAY
1 -	2:01.015	42.676	2:43.691	59.20	24.030	08:37:44.362
2 -	1:51.005	40.598	2:31.603	63.92	11.942	08:40:15.965
3 -	1:46.816	39.238	2:26.054 (3)	66.35	6.393	08:42:42.019
4 -	1:43.238	38.274	2:21.512 (2)	68.48	1.851	08:45:03.531
5 -	1:41.571	38.090	2:19.661 (1)	69.39		08:47:23.192

P15 311 J Nathan-Ellis WARD		Kawasaki NINJA 300 - Zipped up racing				
IDEAL LAP TIME : 2:20.975		BEST LAP TIME : 2:20.975		DIFFERENCE : 0.000		
LAP	SECTOR 1	SECTOR 2	LAP TIME	MPH	DIFF	TIME OF DAY
1 -	1:58.721	40.635	2:39.356	60.81	18.381	08:37:47.044
2 -	1:48.766	39.899	2:28.665	65.18	7.690	08:40:15.709
3 -	1:46.459	39.542	2:26.001 (3)	66.37	5.026	08:42:41.710
4 -	1:43.394	38.515	2:21.909 (2)	68.29	0.934	08:45:03.619
5 -	1:43.162	37.813	2:20.975 (1)	68.74		08:47:24.594

P16 32 S Conor MURRAY		Kawasaki NINJA 300 -				
IDEAL LAP TIME : 2:21.479		BEST LAP TIME : 2:21.593		DIFFERENCE : 0.114		
LAP	SECTOR 1	SECTOR 2	LAP TIME	MPH	DIFF	TIME OF DAY
1 -	1:51.591	38.771	2:30.362	64.45	8.769	08:39:28.646
2 -	1:44.785	38.768	2:23.553 (3)	67.51	1.960	08:41:52.199
3 -	1:43.747	38.536	2:22.283 (2)	68.11	0.690	08:44:14.482
4 -	1:42.943	38.650	2:21.593 (1)	68.44		08:46:36.075

P17 141 J Noah GUILLERY		Kawasaki NINJA 300 - MDM-R				
IDEAL LAP TIME : 2:21.024		BEST LAP TIME : 2:21.742		DIFFERENCE : 0.718		
LAP	SECTOR 1	SECTOR 2	LAP TIME	MPH	DIFF	TIME OF DAY
1 -	2:13.652	43.430	2:57.082	54.72	35.340	08:37:57.626
2 -	1:52.961	41.058	2:34.019	62.92	12.277	08:40:31.645
3 -	1:47.828	39.385	2:27.213 (3)	65.83	5.471	08:42:58.858
4 -	1:43.485	38.783	2:22.268 (2)	68.12	0.526	08:45:21.126
5 -	1:42.241	39.501	2:21.742 (1)	68.37		08:47:42.868

P18 44 J Sam GREEN		Kawasaki NINJA 300 -				
IDEAL LAP TIME : 2:21.825		BEST LAP TIME : 2:21.825		DIFFERENCE : 0.000		
LAP	SECTOR 1	SECTOR 2	LAP TIME	MPH	DIFF	TIME OF DAY
1 -	1:59.350	42.339	2:41.689	59.93	19.864	08:38:18.198
2 -	1:48.983	40.952	2:29.935 (3)	64.63	8.110	08:40:48.133
3 -	1:50.097	40.010	2:30.107	64.56	8.282	08:43:18.240
4 -	1:44.362	39.279	2:23.641 (2)	67.46	1.816	08:45:41.881
5 -	1:42.821	39.004	2:21.825 (1)	68.33		08:48:03.706

P19 35 J Zack WESTON		Kawasaki NINJA 400 - NW Racing				
IDEAL LAP TIME : 2:22.742		BEST LAP TIME : 2:22.881		DIFFERENCE : 0.139		
LAP	SECTOR 1	SECTOR 2	LAP TIME	MPH	DIFF	TIME OF DAY
1 -	2:01.974	41.355	2:43.329	59.33	20.448	08:37:51.538
2 -	1:49.969	39.832	2:29.801	64.69	6.920	08:40:21.339
3 -	1:47.743	40.191	2:27.934 (3)	65.51	5.053	08:42:49.273
4 -	1:45.783	39.068	2:24.851 (2)	66.90	1.970	08:45:14.124
5 -	1:43.674	39.207	2:22.881 (1)	67.82		08:47:37.005

BMCRC - MRO Championships 2022 - Rnd 4 @ Oulton Park

ACU Team Green Junior Cup & Senior 300

QUALIFYING - SECTOR ANALYSIS



SECTOR 1 = FL to I1, SECTOR 2 = I1 to FL, DIFF = Difference To Personal Best Lap, P = Crossed Finish Line in Pit Lane, D = Time Disallowed

P20 125 J		Ben JOLLIFFE		Kawasaki NINJA 300 -			
IDEAL LAP TIME : 2:22.749		BEST LAP TIME : 2:23.855		DIFFERENCE : 1.106			
LAP	SECTOR 1	SECTOR 2	LAP TIME	MPH	DIFF	TIME OF DAY	
1 -	1:56.694	40.712	2:37.406	61.56	13.551	08:37:36.857	
2 -	1:48.377	40.010	2:28.387	65.31	4.532	08:40:05.244	
3 -	1:45.976	40.416	2:26.392 (3)	66.20	2.537	08:42:31.636	
4 -	1:45.129	38.726	2:23.855 (1)	67.36		08:44:55.491	
5 -	1:44.023	40.696	2:24.719 (2)	66.96	0.864	08:47:20.210	

P21 18 J		George HIGGINS		Kawasaki NINJA 400 - Aztec Racing			
IDEAL LAP TIME : 2:23.777		BEST LAP TIME : 2:24.057		DIFFERENCE : 0.280			
LAP	SECTOR 1	SECTOR 2	LAP TIME	MPH	DIFF	TIME OF DAY	
1 -	2:04.918	43.008	2:47.926	57.71	23.869	08:37:59.114	
2 -	1:52.398	40.663	2:33.061	63.31	9.004	08:40:32.175	
3 -	1:49.185	39.608	2:28.793 (3)	65.13	4.736	08:43:00.968	
4 -	1:45.028	39.235	2:24.263 (2)	67.17	0.206	08:45:25.231	
5 -	1:44.542	39.515	2:24.057 (1)	67.27		08:47:49.288	

P22 99 S		Elizabeth CLEAVER		Kawasaki NINJA 400 -			
IDEAL LAP TIME : 2:24.577		BEST LAP TIME : 2:25.207		DIFFERENCE : 0.630			
LAP	SECTOR 1	SECTOR 2	LAP TIME	MPH	DIFF	TIME OF DAY	
1 -	2:02.301	43.039	2:45.340	58.61	20.133	08:37:57.792	
2 -	1:52.401	40.696	2:33.097	63.30	7.890	08:40:30.889	
3 -	1:50.139	39.464	2:29.603 (3)	64.78	4.396	08:43:00.492	
4 -	1:46.175	39.413	2:25.588 (2)	66.56	0.381	08:45:26.080	
5 -	1:45.164	40.043	2:25.207 (1)	66.74		08:47:51.287	

P23 10 S		Mike BRUNSDON		Kawasaki NINJA 400 - CF Fairford			
IDEAL LAP TIME : 2:25.987		BEST LAP TIME : 2:25.987		DIFFERENCE : 0.000			
LAP	SECTOR 1	SECTOR 2	LAP TIME	MPH	DIFF	TIME OF DAY	
1 -	1:59.815	42.484	2:42.299	59.71	16.312	08:38:11.019	
2 -	1:51.249	40.943	2:32.192	63.67	6.205	08:40:43.211	
3 -	1:49.940	41.426	2:31.366 (3)	64.02	5.379	08:43:14.577	
4 -	1:46.050	39.937	2:25.987 (1)	66.38		08:45:40.564	
5 -	1:46.440	40.042	2:26.482 (2)	66.16	0.495	08:48:07.046	

P24 70 S		Justin WHITE		Kawasaki NINJA 400 - Just In Graphics			
IDEAL LAP TIME : 2:26.030		BEST LAP TIME : 2:26.030		DIFFERENCE : 0.000			
LAP	SECTOR 1	SECTOR 2	LAP TIME	MPH	DIFF	TIME OF DAY	
1 -	1:59.277	41.435	2:40.712	60.30	14.682	08:37:49.196	
2 -	1:50.613	40.612	2:31.225	64.08	5.195	08:40:20.421	
3 -	1:48.271	41.452	2:29.723 (3)	64.72	3.693	08:42:50.144	
4 -	1:46.141	39.889	2:26.030 (1)	66.36		08:45:16.174	
5 -	1:46.788	40.185	2:26.973 (2)	65.93	0.943	08:47:43.147	

P25 77 J		Joe WHITE		Kawasaki NINJA 400 - Just In Graphics /MZ CONTRACTS/ Silver			
IDEAL LAP TIME : 2:26.475		BEST LAP TIME : 2:26.475		DIFFERENCE : 0.000			
LAP	SECTOR 1	SECTOR 2	LAP TIME	MPH	DIFF	TIME OF DAY	
1 -	1:59.425	41.250	2:40.675	60.31	14.200	08:37:48.605	
2 -	1:50.598	40.548	2:31.146	64.11	4.671	08:40:19.751	
3 -	1:48.499	40.773	2:29.272 (3)	64.92	2.797	08:42:49.023	
4 -	1:46.891	39.858	2:26.749 (2)	66.03	0.274	08:45:15.772	
5 -	1:46.713	39.762	2:26.475 (1)	66.16		08:47:42.247	

BMCRC - MRO Championships 2022 - Rnd 4 @ Oulton Park

ACU Team Green Junior Cup & Senior 300

QUALIFYING - SECTOR ANALYSIS



SECTOR 1 = FL to I1, SECTOR 2 = I1 to FL, DIFF = Difference To Personal Best Lap, P = Crossed Finish Line in Pit Lane, D = Time Disallowed

P26 66 S		Mark SMITH		Kawasaki NINJA 300 - MHP EXHAUST'S			
IDEAL LAP TIME : 2:27.866		BEST LAP TIME : 2:27.866		DIFFERENCE : 0.000			
LAP	SECTOR 1	SECTOR 2	LAP TIME	MPH	DIFF	TIME OF DAY	
1 -	2:04.348	44.953	2:49.301	57.24	21.435	08:38:00.049	
2 -	1:52.946	41.365	2:34.311	62.80	6.445	08:40:34.360	
3 -	1:51.166	41.010	2:32.176 (3)	63.68	4.310	08:43:06.536	
4 -	1:47.506	40.360	2:27.866 (1)	65.54		08:45:34.402	
5 -	1:51.323	40.708	2:32.031 (2)	63.74	4.165	08:48:06.433	

P27 73 S		Jemma HANNAFORD		Kawasaki NINJA 300 -			
IDEAL LAP TIME : 2:27.888		BEST LAP TIME : 2:27.888		DIFFERENCE : 0.000			
LAP	SECTOR 1	SECTOR 2	LAP TIME	MPH	DIFF	TIME OF DAY	
1 -	2:09.176	42.951	2:52.127	56.30	24.239	08:38:33.925	
2 -	1:54.801	43.535	2:38.336	61.20	10.448	08:41:12.261	
3 -	1:51.594	40.349	2:31.943 (3)	63.78	4.055	08:43:44.204	
4 -	1:49.053	39.155	2:28.208 (2)	65.38	0.320	08:46:12.412	
5 -	1:48.871	39.017	2:27.888 (1)	65.53		08:48:40.300	

P28 173 S		Jason HEANAN		Kawasaki NINJA 300 -			
IDEAL LAP TIME : 2:28.128		BEST LAP TIME : 2:28.764		DIFFERENCE : 0.636			
LAP	SECTOR 1	SECTOR 2	LAP TIME	MPH	DIFF	TIME OF DAY	
1 -	2:09.811	43.435	2:53.246	55.93	24.482	08:38:33.446	
2 -	1:54.630	44.353	2:38.983	60.95	10.219	08:41:12.429	
3 -	1:52.177	41.005	2:33.182 (3)	63.26	4.418	08:43:45.611	
4 -	1:48.661	40.103	2:28.764 (1)	65.14		08:46:14.375	
5 -	1:48.025	40.877	2:28.902 (2)	65.08	0.138	08:48:43.277	

P29 48 S		Kevin SABBARTON		Kawasaki NINJA 300 -			
IDEAL LAP TIME : 2:29.637		BEST LAP TIME : 2:29.637		DIFFERENCE : 0.000			
LAP	SECTOR 1	SECTOR 2	LAP TIME	MPH	DIFF	TIME OF DAY	
1 -	2:01.093	43.365	2:44.458	58.92	14.821	08:38:08.747	
2 -	1:57.690	42.842	2:40.532	60.36	10.895	08:40:49.279	
3 -	1:55.173	41.925	2:37.098 (3)	61.68	7.461	08:43:26.377	
4 -	1:50.568	41.198	2:31.766 (2)	63.85	2.129	08:45:58.143	
5 -	1:49.534	40.103	2:29.637 (1)	64.76		08:48:27.780	

P30 4 S		Nigel FRANKLIN		Kawasaki NINJA - Jane Franklin			
IDEAL LAP TIME : 2:31.565		BEST LAP TIME : 2:32.006		DIFFERENCE : 0.441			
LAP	SECTOR 1	SECTOR 2	LAP TIME	MPH	DIFF	TIME OF DAY	
1 -	2:08.718	44.639	2:53.357	55.90	21.351	08:38:19.272	
2 -	2:00.002	43.046	2:43.048	59.43	11.042	08:41:02.320	
3 -	1:54.704	41.832	2:36.536 (3)	61.91	4.530	08:43:38.856	
4 -	1:50.641	41.365	2:32.006 (1)	63.75		08:46:10.862	
5 -	1:51.263	40.924	2:32.187 (2)	63.68	0.181	08:48:43.049	

P31 400 S		Stuart THURTLÉ		Kawasaki NINJA 400 - TeamTortoise Racing			
IDEAL LAP TIME : 2:34.658		BEST LAP TIME : 2:34.740		DIFFERENCE : 0.082			
LAP	SECTOR 1	SECTOR 2	LAP TIME	MPH	DIFF	TIME OF DAY	
1 -	2:05.574	43.877	2:49.451	57.19	14.711	08:37:58.334	
2 -	1:56.517	42.878	2:39.395	60.80	4.655	08:40:37.729	
3 -	1:54.656	42.726	2:37.382 (3)	61.57	2.642	08:43:15.111	
4 -	1:52.664	42.076	2:34.740 (1)	62.62		08:45:49.851	
5 -	1:53.177	41.994	2:35.171 (2)	62.45	0.431	08:48:25.022	

BMCRC - MRO Championships 2022 - Rnd 4 @ Oulton Park

ACU Team Green Junior Cup & Senior 300

QUALIFYING - SECTOR ANALYSIS



SECTOR 1 = FL to I1, SECTOR 2 = I1 to FL, DIFF = Difference To Personal Best Lap, P = Crossed Finish Line in Pit Lane, D = Time Disallowed

P32	118 J	Max HALL	Kawasaki NINJA 300 - Racecraft rider development			
IDEAL LAP TIME : 2:35.712		BEST LAP TIME : 2:35.712		DIFFERENCE : 0.000		
LAP	SECTOR 1	SECTOR 2	LAP TIME	MPH	DIFF	TIME OF DAY
1 -	1:54.932	40.780	2:35.712 (1)	62.23		08:37:37.276
P33	191 J	Craig DANCE	Kawasaki NINJA 300 -			
IDEAL LAP TIME : 2:38.950		BEST LAP TIME : 2:38.950		DIFFERENCE : 0.000		
LAP	SECTOR 1	SECTOR 2	LAP TIME	MPH	DIFF	TIME OF DAY
1 -	2:15.519	46.019	3:01.538	53.38	22.588	08:38:25.737
2 -	2:02.021	44.398	2:46.419 (3)	58.23	7.469	08:41:12.156
3 -	2:00.597	43.363	2:43.960 (2)	59.10	5.010	08:43:56.116
4 -	1:56.595	42.355	2:38.950 (1)	60.97		08:46:35.066
P34	0 J	Sam ATKINSON	Kawasaki NINJA 400 -			
IDEAL LAP TIME : 2:43.915		BEST LAP TIME : 2:43.915		DIFFERENCE : 0.000		
LAP	SECTOR 1	SECTOR 2	LAP TIME	MPH	DIFF	TIME OF DAY
1 -	2:19.139	48.909	3:08.048	51.53	24.133	08:38:18.298
2 -	2:06.200	46.917	2:53.117 (3)	55.98	9.202	08:41:11.415
3 -	2:05.024	45.643	2:50.667 (2)	56.78	6.752	08:44:02.082
4 -	1:59.813	44.102	2:43.915 (1)	59.12		08:46:45.997
P35	23 S	Saskya BUSH	Kawasaki NINJA 300 -			
IDEAL LAP TIME : 2:47.974		BEST LAP TIME : 2:47.974		DIFFERENCE : 0.000		
LAP	SECTOR 1	SECTOR 2	LAP TIME	MPH	DIFF	TIME OF DAY
1 -	2:12.197	48.347	3:00.544 (3)	53.67	12.570	08:38:38.973
2 -	2:11.597	50.290	3:01.887	53.28	13.913	08:41:40.860
3 -	2:08.248	46.159	2:54.407 (2)	55.56	6.433	08:44:35.267
4 -	2:03.231	44.743	2:47.974 (1)	57.69		08:47:23.241
P36	14 J	Maryann McCARTNEY	Kawasaki NINJA 300 - McCartney Racing			
IDEAL LAP TIME : 2:48.488		BEST LAP TIME : 2:48.488		DIFFERENCE : 0.000		
LAP	SECTOR 1	SECTOR 2	LAP TIME	MPH	DIFF	TIME OF DAY
1 -	2:22.445	48.757	3:11.202	50.68	22.714	08:38:38.528
2 -	2:11.643	50.320	3:01.963 (3)	53.25	13.475	08:41:40.491
3 -	2:07.935	45.761	2:53.696 (2)	55.79	5.208	08:44:34.187
4 -	2:03.635	44.853	2:48.488 (1)	57.51		08:47:22.675
P37	69 J	Dan DEARING	Kawasaki NINJA -			
IDEAL LAP TIME : 2:52.306		BEST LAP TIME : 2:52.306		DIFFERENCE : 0.000		
LAP	SECTOR 1	SECTOR 2	LAP TIME	MPH	DIFF	TIME OF DAY
1 -	2:24.635	50.609	3:15.244	49.63	22.938	08:38:31.877
2 -	2:14.396	47.164	3:01.560 (3)	53.37	9.254	08:41:33.437
3 -	2:09.803	46.354	2:56.157 (2)	55.01	3.851	08:44:29.594
4 -	2:07.340	44.966	2:52.306 (1)	56.24		08:47:21.900

BMCRC - MRO Championships 2022 - Rnd 4 @ Oulton Park

ACU Team Green Junior Cup & Senior 300

QUALIFYING - BEST SECTORS

SECTOR 1			SECTOR 2			IDEAL / BEST COMPARISON						
POS	NO	NAME	TIME	NO	NAME	TIME	POS	NO	NAME	IDEAL	BEST	DIFF
									PERFECT LAP	2:13.385		
1	8	ATKINSON	1:36.820	31	PARK	36.565	1	8	ATKINSON	2:13.711	2:13.711	0.000
2	777	HARDY	1:37.087	777	HARDY	36.654	2	777	HARDY	2:13.741	2:13.741	0.000
3	97	PLATT	1:37.691	20	MUIR	36.673	3	31	PARK	2:15.041	2:15.041	0.000
4	91	HIRST	1:38.312	131	MELLOR	36.818	4	97	PLATT	2:15.084	2:15.573	0.489
5	31	PARK	1:38.476	8	ATKINSON	36.891	5	91	HIRST	2:15.484	2:15.848	0.364
6	60	DOCHERTY	1:39.359	67	JONES	37.040	6	60	DOCHERTY	2:16.508	2:16.620	0.112
7	67	JONES	1:39.709	60	DOCHERTY	37.149	7	67	JONES	2:16.749	2:16.749	0.000
8	95	MARSHALL	1:40.241	91	HIRST	37.172	8	20	MUIR	2:17.427	2:17.427	0.000
9	58	WOOD	1:40.268	34	ARBON	37.340	9	95	MARSHALL	2:17.627	2:18.268	0.641
10	20	MUIR	1:40.754	95	MARSHALL	37.386	10	58	WOOD	2:17.701	2:17.701	0.000
11	19	O'MARA	1:40.891	97	PLATT	37.393	11	131	MELLOR	2:18.377	2:19.207	0.830
12	34	ARBON	1:41.274	58	WOOD	37.433	12	34	ARBON	2:18.614	2:18.614	0.000
13	131	MELLOR	1:41.559	19	O'MARA	37.783	13	19	O'MARA	2:18.674	2:18.674	0.000
14	27	DORLING	1:41.571	311	WARD	37.813	14	27	DORLING	2:19.661	2:19.661	0.000
15	141	GUILLERY	1:42.241	27	DORLING	38.090	15	311	WARD	2:20.975	2:20.975	0.000
16	44	GREEN	1:42.821	32	MURRAY	38.536	16	141	GUILLERY	2:21.024	2:21.742	0.718
17	32	MURRAY	1:42.943	125	JOLLIFFE	38.726	17	32	MURRAY	2:21.479	2:21.593	0.114
18	311	WARD	1:43.162	141	GUILLERY	38.783	18	44	GREEN	2:21.825	2:21.825	0.000
19	35	WESTON	1:43.674	44	GREEN	39.004	19	35	WESTON	2:22.742	2:22.881	0.139
20	125	JOLLIFFE	1:44.023	73	HANNAFORD	39.017	20	125	JOLLIFFE	2:22.749	2:23.855	1.106
21	18	HIGGINS	1:44.542	35	WESTON	39.068	21	18	HIGGINS	2:23.777	2:24.057	0.280
22	99	CLEAVER	1:45.164	18	HIGGINS	39.235	22	99	CLEAVER	2:24.577	2:25.207	0.630
23	10	BRUNSDON	1:46.050	99	CLEAVER	39.413	23	10	BRUNSDON	2:25.987	2:25.987	0.000
24	70	WHITE	1:46.141	77	WHITE	39.762	24	70	WHITE	2:26.030	2:26.030	0.000
25	77	WHITE	1:46.713	70	WHITE	39.889	25	77	WHITE	2:26.475	2:26.475	0.000
26	66	SMITH	1:47.506	10	BRUNSDON	39.937	26	66	SMITH	2:27.866	2:27.866	0.000
27	173	HEANAN	1:48.025	173	HEANAN	40.103	27	73	HANNAFORD	2:27.888	2:27.888	0.000
28	73	HANNAFORD	1:48.871	48	SABBARTON	40.103	28	173	HEANAN	2:28.128	2:28.764	0.636
29	48	SABBARTON	1:49.534	66	SMITH	40.360	29	48	SABBARTON	2:29.637	2:29.637	0.000
30	4	FRANKLIN	1:50.641	118	HALL	40.780	30	4	FRANKLIN	2:31.565	2:32.006	0.441
31	400	THURTL	1:52.664	4	FRANKLIN	40.924	31	400	THURTL	2:34.658	2:34.740	0.082
32	118	HALL	1:54.932	400	THURTL	41.994	32	118	HALL	2:35.712	2:35.712	0.000
33	191	DANCE	1:56.595	191	DANCE	42.355	33	191	DANCE	2:38.950	2:38.950	0.000
34	0	ATKINSON	1:59.813	0	ATKINSON	44.102	34	0	ATKINSON	2:43.915	2:43.915	0.000
35	23	BUSH	2:03.231	23	BUSH	44.743	35	23	BUSH	2:47.974	2:47.974	0.000
36	14	McCARTNEY	2:03.635	14	McCARTNEY	44.853	36	14	McCARTNEY	2:48.488	2:48.488	0.000
37	69	DEARING	2:07.340	69	DEARING	44.966	37	69	DEARING	2:52.306	2:52.306	0.000

BMCRC - MRO Championships 2022 - Rnd 4 @ Oulton Park

ACU Team Green Junior Cup & Senior 300

QUALIFYING - STATISTICS

Competitors Started 37
Planned Start 2022-06-03 @ 08:30:00.000
Actual Start 2022-06-03 @ 08:34:52.314
Finish Time 2022-06-03 @ 08:46:35.065
Track Length 2.6920mi.
Total Laps 168
Total Distance Covered 452.2607mi.

Session Fastest Lap History

NO	CL	NAME	LAP TIME	TIME OF DAY	LAP	VEHICLE
8	S	Phil ATKINSON	2:25.457	08:37:23.418	1	Kawasaki NINJA 400
8	S	Phil ATKINSON	2:17.384	08:39:40.802	2	Kawasaki NINJA 400
8	S	Phil ATKINSON	2:15.872	08:41:56.672	3	Kawasaki NINJA 400
777	J	Maximus HARDY	2:15.765	08:42:04.384	3	Kawasaki NINJA 400
31	J	Robbie PARK	2:15.041	08:44:36.309	4	Kawasaki NINJA
777	J	Maximus HARDY	2:13.741	08:46:38.788	5	Kawasaki NINJA 400
8	S	Phil ATKINSON	2:13.711	08:48:43.436	6	Kawasaki NINJA 400

Flag History

TYPE	TIME OF DAY
GREEN	08:34:52.314
FINISH	08:46:35.065

Flag Statistics

TYPE	COUNT	TOTAL LAPS	TOTAL TIME
Green	1	6	14:18.734
Red	0	0	0.000
Safety Car	0	0	0.000
FCY	0	0	0.000

BMCRC - MRO Championships 2022 - Rnd 4 @ Oulton Park

ACU Team Green Junior Cup & Senior 300

QUALIFYING - STATISTICS

CLASS : J

25 Starters

Fastest Lap History

NO	NAME	LAP TIME	TIME OF DAY	LAP	VEHICLE
95	Greg MARSHALL	2:26.314	08:37:24.649	1	Kawasaki NINJA 300
95	Greg MARSHALL	2:18.268	08:39:42.917	2	Kawasaki NINJA 300
20	Jack MUIR	2:17.427	08:40:07.771	2	Kawasaki NINJA 400
777	Maximus HARDY	2:15.765	08:42:04.384	3	Kawasaki NINJA 400
31	Robbie PARK	2:15.041	08:44:36.309	4	Kawasaki NINJA
777	Maximus HARDY	2:13.741	08:46:38.788	5	Kawasaki NINJA 400

BMCRC - MRO Championships 2022 - Rnd 4 @ Oulton Park

ACU Team Green Junior Cup & Senior 300

QUALIFYING - STATISTICS

CLASS : S

12 Starters

Fastest Lap History

NO	NAME	LAP TIME	TIME OF DAY	LAP	VEHICLE
8	Phil ATKINSON	2:25.457	08:37:23.418	1	Kawasaki NINJA 400
8	Phil ATKINSON	2:17.384	08:39:40.802	2	Kawasaki NINJA 400
8	Phil ATKINSON	2:15.872	08:41:56.672	3	Kawasaki NINJA 400
8	Phil ATKINSON	2:15.610	08:46:29.723	5	Kawasaki NINJA 400
8	Phil ATKINSON	2:13.711	08:48:43.436	6	Kawasaki NINJA 400

BMCRC - MRO Championships 2022 - Rnd 4 @ Oulton Park



ACU Team Green Junior Cup & Senior 300

RACE 1 - CLASSIFICATION

Kawasaki

POS	NO	CL	PIC NAME	ENTRY	LAPS	TIME	GAP	DIFF	MPH	BEST	ON
1	91	J	1 Sam HIRST	Kawasaki NINJA - Valley Racing	5	10:19.153			78.26	2:01.804	4
2	19	J	2 James O'MARA	Kawasaki NINJA 400 - BRP Machining Ltd	5	10:22.681	3.528	3.528	77.81	2:02.128	3
3	60	J	3 Lennon DOCHERTY	Kawasaki NINJA 400 - Doc Fit Training	5	10:23.138	3.985	0.457	77.76	2:02.519	3
4	777	J	4 Maximus HARDY	Kawasaki NINJA 400 - DAD	5	10:24.831	5.678	1.693	77.55	2:03.086	3
5	35	J	5 Zack WESTON	Kawasaki NINJA 400 - NW Racing	5	10:29.772	10.619	4.941	76.94	2:02.151	4
6	131	J	6 Dylan MELLOR	Kawasaki NINJA 300 - BDS Motorcycles	5	10:30.318	11.165	0.546	76.87	2:02.273	4
7	8	S	1 Phil ATKINSON	Kawasaki NINJA 400 - ROSE MOT/Q Oil Treatments	5	10:30.550	11.397	0.232	76.84	2:04.426	4
8	67	J	7 Iwan JONES	Kawasaki NINJA 300 - Danosh Services Ltd	5	10:30.594	11.441	0.044	76.84	2:04.407	4
9	31	J	8 Robbie PARK	Kawasaki NINJA - Friends & Family	5	10:36.222	17.069	5.628	76.16	2:04.258	5
10	20	J	9 Jack MUIR	Kawasaki NINJA 400 -	5	10:36.280	17.127	0.058	76.15	2:03.653	5
11	311	J	10 Nathan-Ellis WARD	Kawasaki NINJA 300 - Zipped up racing	5	10:42.162	23.009	5.882	75.45	2:05.313	5
12	95	J	11 Greg MARSHALL	Kawasaki NINJA 300 - Mum & Dad; HEL Performanc	5	10:42.965	23.812	0.803	75.36	2:05.807	5
13	77	J	12 Joe WHITE	Kawasaki NINJA 400 - Just In Graphics /MZ CONTR	5	10:44.220	25.067	1.255	75.21	2:05.436	5
14	27	J	13 Felix DORLING	Kawasaki NINJA 400 - Kernow Controls	5	10:44.380	25.227	0.160	75.19	2:05.452	5
15	141	J	14 Noah GUILLERY	Kawasaki NINJA 300 - MDM-R	5	10:44.861	25.708	0.481	75.14	2:05.009	5
16	125	J	15 Ben JOLLIFFE	Kawasaki NINJA 300 -	5	10:47.684	28.531	2.823	74.81	2:06.456	5
17	118	J	16 Max HALL	Kawasaki NINJA 300 - Racecraft rider development	5	10:55.139	35.986	7.455	73.96	2:07.083	5
18	32	S	2 Conor MURRAY	Kawasaki NINJA 300 -	5	10:57.240	38.087	2.101	73.72	2:07.810	5
19	58	J	17 Matthew WOOD	Kawasaki NINJA 300 -	5	10:57.984	38.831	0.744	73.64	2:08.456	5
20	66	S	3 Mark SMITH	Kawasaki NINJA 300 - MHP EXHAUST'S	5	11:00.995	41.842	3.011	73.30	2:08.322	5
21	10	S	4 Mike BRUNSDON	Kawasaki NINJA 400 - CF Fairford	5	11:01.310	42.157	0.315	73.27	2:08.119	5
22	173	S	5 Jason HEANAN	Kawasaki NINJA 300 -	5	11:05.297	46.144	3.987	72.83	2:09.638	5
23	99	S	6 Elizabeth CLEAVER	Kawasaki NINJA 400 -	5	11:05.954	46.801	0.657	72.76	2:10.504	4
24	70	S	7 Justin WHITE	Kawasaki NINJA 400 - Just In Graphics	5	11:06.269	47.116	0.315	72.72	2:10.695	2
25	73	S	8 Jemma HANNAFORD	Kawasaki NINJA 300 -	5	11:27.189	1:08.036	20.920	70.51	2:14.127	5
26	48	S	9 Kevin SABBARTON	Kawasaki NINJA 300 -	5	11:28.107	1:08.954	0.918	70.42	2:14.412	5
27	18*	J	18 George HIGGINS	Kawasaki NINJA 400 - Aztec Racing	5	11:29.097	1:09.944	0.990	70.31	2:13.343	5
28	4	S	10 Nigel FRANKLIN	Kawasaki NINJA - Jane Franklin	5	11:34.426	1:15.273	5.329	69.77	2:16.151	5
29	400	S	11 Stuart THURTL	Kawasaki NINJA 400 - TeamTortoise Racing	5	11:42.507	1:23.354	8.081	68.97	2:17.188	5
30	191	J	19 Craig DANCE	Kawasaki NINJA 300 -	5	11:43.538	1:24.385	1.031	68.87	2:15.643	5
31	69	J	20 Dan DEARING	Kawasaki NINJA -	4	9:47.691	1 Lap	1 Lap	65.96	2:21.805	4
32	0	J	21 Sam ATKINSON	Kawasaki NINJA 400 -	4	10:28.071	1 Lap	40.380	61.72	2:31.934	4
33	14	J	22 Maryann McCARTNEY	Kawasaki NINJA 300 - McCartney Racing	4	10:28.973	1 Lap	0.902	61.63	2:32.357	4
34	23	S	12 Saskya BUSH	Kawasaki NINJA 300 -	4	10:30.230	1 Lap	1.257	61.50	2:33.223	4

NOT CLASSIFIED

DNF	97	J	Ben PLATT	Kawasaki NINJA 400 - adss ltd	5	10:24.376	5.223	0.000	77.60	2:03.337	3
DNF	34*	J	Oliver ARBON	Kawasaki NINJA 400 - tt plumbing and heating	3	6:33.124	2 Laps	2 Laps	73.95	2:07.847	3
DNF	44	J	Sam GREEN	Kawasaki NINJA 300 -	2	4:33.148	3 Laps	1 Lap	70.96	2:12.195	2

FASTEST LAP

91	J	Sam HIRST	Kawasaki NINJA - Valley Racing	4	2:01.804	79.56 mph	128.04 kph
8	S	Phil ATKINSON	Kawasaki NINJA 400 - ROSE MOT/Q Oil Treatments	4	2:04.426	77.88 mph	125.34 kph

#18 - 10 Second Penalty - Jump Start

#34 - No working transponder please check and fix for your next race.

Class J - 92.5% of Race Speed = 72.39 mph

Class S - 92.5% of Race Speed = 71.07 mph

Red Flag (end of session): 11:33

Weather / Track : Sunny / Drying

These results are provisional until the conclusion of any judicial and technical matters.

Race Distance: 5 Laps / 13.46 miles
Oulton Park International: 2.6920 miles
Date: 03/06/2022 Start: 11:21 Finish: 11:31

Clerk Of Course :	Stewards :	Timekeeper : Richard Evans
-------------------	------------	----------------------------

Results can be found at www.tsl-timing.com

Printed - 11:43 Friday, 03 June 2022



BMCRC - MRO Championships 2022 - Rnd 4 @ Oulton Park

ACU Team Green Junior Cup & Senior 300

RACE 1 - LAP CHART

LAP 1 @ 11:23:40.626

NO	BEHIND	LAP TIME
777		2:08.929
97	0.692	2:09.621
91	0.970	2:09.899
60	1.994	2:10.923
8	2.082	2:11.011
19	2.176	2:11.105
67	2.659	2:11.588
131	7.137	2:16.066
34	7.406	2:16.335
20	7.757	2:16.686
31	7.870	2:16.799
35	7.919	2:16.848
95	8.343	2:17.272
27	8.532	2:17.461
311	8.944	2:17.873
77	9.139	2:18.068
125	9.339	2:18.268
141	11.610	2:20.539
70	11.913	2:20.842
44	12.024	2:20.953
118	12.063	2:20.992
58	12.293	2:21.222
32	12.463	2:21.392
66	12.772	2:21.701
10	13.188	2:22.117
99	13.572	2:22.501
173	14.008	2:22.937
18	15.012	2:23.941
73	16.405	2:25.334
48	16.445	2:25.374
400	19.294	2:28.223
4	19.486	2:28.415
191	20.306	2:29.235
69	28.433	2:37.362
0	33.304	2:42.233
14	33.782	2:42.711
23	35.190	2:44.119

LAP 2 @ 11:25:44.434

NO	BEHIND	LAP TIME
777		2:03.808
91	0.354	2:03.192
97	0.442	2:03.558
60	2.204	2:04.018
19	2.401	2:04.033
67	3.481	2:04.630
8	3.769	2:05.495
131	8.648	2:05.319
35	8.774	2:04.663
31	9.892	2:05.830
20	9.983	2:06.034
95	11.673	2:07.138
311	11.807	2:06.671
34	12.540	2:08.942
27	12.693	2:07.969
125	12.999	2:07.468
77	13.149	2:07.818
141	14.063	2:06.261
118	17.748	2:09.493
32	18.383	2:09.728
70	18.800	2:10.695
58	18.885	2:10.400
44	20.411	2:12.195

66	20.627	2:11.663
10	20.785	2:11.405
99	21.142	2:11.378
173	21.617	2:11.417
18	25.174	2:13.970
73	28.424	2:15.827
48	29.329	2:16.692
4	32.667	2:16.989
400	34.887	2:19.401
191	37.510	2:21.012
69	49.004	2:24.379
0	1:05.497	2:36.001
14	1:06.335	2:36.361
23	1:07.588	2:36.206

LAP 3 @ 11:27:46.801

NO	BEHIND	LAP TIME
91		2:02.013
777	0.719	2:03.086
97	1.412	2:03.337
19	2.162	2:02.128
60	2.356	2:02.519
8	6.403	2:05.001
67	6.650	2:05.536
35	10.251	2:03.844
131	10.340	2:04.059
31	11.991	2:04.466
20	12.039	2:04.423
311	15.775	2:06.335
95	15.915	2:06.609
27	17.700	2:07.374
34	18.020	2:07.847
77	18.150	2:07.368
125	18.609	2:07.977
141	19.256	2:07.560
32	24.578	2:08.562
118	24.973	2:09.592
58	25.402	2:08.884
70	27.889	2:11.456
66	28.017	2:09.757
10	28.202	2:09.784
173	29.470	2:10.220
99	29.561	2:10.786
18	36.584	2:13.777
73	42.019	2:15.962
48	42.632	2:15.670
4	46.806	2:16.506
400	51.712	2:19.192
191	53.786	2:18.643
69	1:10.782	2:24.145
0	1:41.033	2:37.903
14	1:41.512	2:37.544
23	1:41.903	2:36.682

LAP 4 @ 11:29:48.605

NO	BEHIND	LAP TIME
91		2:01.804
19	2.840	2:02.482
777	3.204	2:04.289
97	3.298	2:03.690
60	3.582	2:03.030
8	9.025	2:04.426
67	9.253	2:04.407
35	10.598	2:02.151
131	10.809	2:02.273

31	15.056	2:04.869
20	15.719	2:05.484
311	19.941	2:05.970
95	20.250	2:06.139
77	21.876	2:05.530
27	22.020	2:06.124
141	22.944	2:05.492
125	24.320	2:07.515
118	31.148	2:07.979
32	32.522	2:09.748
58	32.620	2:09.022
66	35.765	2:09.552
10	36.283	2:09.885
99	38.261	2:10.504
70	38.544	2:12.459
173	38.751	2:11.085
18	48.846	2:14.066
73	56.154	2:15.939
48	56.787	2:15.959
4	1:01.367	2:16.365
400	1:08.411	2:18.503
191	1:10.987	2:19.005
69	1:30.783	2:21.805

LAP 5 @ 11:31:50.850

NO	BEHIND	LAP TIME
91		2:02.245
19	3.528	2:02.933
60	3.985	2:02.648
97	5.223	2:04.170
777	5.678	2:04.719
0	1 Lap	2:31.934
14	1 Lap	2:32.357
35	10.619	2:02.266
23	1 Lap	2:33.223
131	11.165	2:02.601
8	11.397	2:04.617
67	11.441	2:04.433
31	17.069	2:04.258
20	17.127	2:03.653
311	23.009	2:05.313
95	23.812	2:05.807
77	25.067	2:05.436
27	25.227	2:05.452
141	25.708	2:05.009
125	28.531	2:06.456
118	35.986	2:07.083
32	38.087	2:07.810
58	38.831	2:08.456
66	41.842	2:08.322
10	42.157	2:08.119
173	46.144	2:09.638
99	46.801	2:10.785
70	47.116	2:10.817
18	59.944	2:13.343
73	1:08.036	2:14.127
48	1:08.954	2:14.412
4	1:15.273	2:16.151
400	1:23.354	2:17.188
191	1:24.385	2:15.643

BMCRC - MRO Championships 2022 - Rnd 4 @ Oulton Park

ACU Team Green Junior Cup & Senior 300

RACE 1 - SECTOR ANALYSIS



SECTOR 1 = FL to I1, SECTOR 2 = I1 to FL, DIFF = Difference To Personal Best Lap, P = Crossed Finish Line in Pit Lane, D = Time Disallowed

P1 91 J Sam HIRST		Kawasaki NINJA - Valley Racing				
IDEAL LAP TIME : 2:01.804		BEST LAP TIME : 2:01.804		DIFFERENCE : 0.000		
LAP	SECTOR 1	SECTOR 2	LAP TIME	MPH	DIFF	TIME OF DAY
1 -		34.338	2:09.899	74.60	8.095	11:23:41.596
2 -	1:29.394	33.798	2:03.192	78.66	1.388	11:25:44.788
3 -	1:28.130	33.883	2:02.013 (2)	79.42	0.209	11:27:46.801
4 -	1:28.081	33.723	2:01.804 (1)	79.56		11:29:48.605
5 -	1:28.474	33.771	2:02.245 (3)	79.27	0.441	11:31:50.850

P2 19 J James O'MARA		Kawasaki NINJA 400 - BRP Machining Ltd				
IDEAL LAP TIME : 2:02.128		BEST LAP TIME : 2:02.128		DIFFERENCE : 0.000		
LAP	SECTOR 1	SECTOR 2	LAP TIME	MPH	DIFF	TIME OF DAY
1 -		34.450	2:11.105	73.92	8.977	11:23:42.802
2 -	1:30.275	33.758	2:04.033	78.13	1.905	11:25:46.835
3 -	1:28.509	33.619	2:02.128 (1)	79.35		11:27:48.963
4 -	1:28.536	33.946	2:02.482 (2)	79.12	0.354	11:29:51.445
5 -	1:28.930	34.003	2:02.933 (3)	78.83	0.805	11:31:54.378

P3 60 J Lennon DOCHERTY		Kawasaki NINJA 400 - Doc Fit Training				
IDEAL LAP TIME : 2:01.912		BEST LAP TIME : 2:02.519		DIFFERENCE : 0.607		
LAP	SECTOR 1	SECTOR 2	LAP TIME	MPH	DIFF	TIME OF DAY
1 -		34.622	2:10.923	74.02	8.404	11:23:42.620
2 -	1:30.204	33.814	2:04.018	78.14	1.499	11:25:46.638
3 -	1:29.114	33.405	2:02.519 (1)	79.10		11:27:49.157
4 -	1:28.560	34.470	2:03.030 (3)	78.77	0.511	11:29:52.187
5 -	1:28.507	34.141	2:02.648 (2)	79.01	0.129	11:31:54.835

P4 777 J Maximus HARDY		Kawasaki NINJA 400 - DAD				
IDEAL LAP TIME : 2:03.086		BEST LAP TIME : 2:03.086		DIFFERENCE : 0.000		
LAP	SECTOR 1	SECTOR 2	LAP TIME	MPH	DIFF	TIME OF DAY
1 -		34.331	2:08.929	75.16	5.843	11:23:40.626
2 -	1:29.531	34.277	2:03.808 (2)	78.27	0.722	11:25:44.434
3 -	1:29.011	34.075	2:03.086 (1)	78.73		11:27:47.520
4 -	1:29.875	34.414	2:04.289 (3)	77.97	1.203	11:29:51.809
5 -	1:29.768	34.951	2:04.719	77.70	1.633	11:31:56.528

P5 35 J Zack WESTON		Kawasaki NINJA 400 - NW Racing				
IDEAL LAP TIME : 2:01.782		BEST LAP TIME : 2:02.151		DIFFERENCE : 0.369		
LAP	SECTOR 1	SECTOR 2	LAP TIME	MPH	DIFF	TIME OF DAY
1 -		34.881	2:16.848	70.81	14.697	11:23:48.545
2 -	1:30.337	34.326	2:04.663	77.74	2.512	11:25:53.208
3 -	1:30.036	33.808	2:03.844 (3)	78.25	1.693	11:27:57.052
4 -	1:28.596	33.555	2:02.151 (1)	79.33		11:29:59.203
5 -	1:28.227	34.039	2:02.266 (2)	79.26	0.115	11:32:01.469

P6 131 J Dylan MELLOR		Kawasaki NINJA 300 - BDS Motorcycles				
IDEAL LAP TIME : 2:02.273		BEST LAP TIME : 2:02.273		DIFFERENCE : 0.000		
LAP	SECTOR 1	SECTOR 2	LAP TIME	MPH	DIFF	TIME OF DAY
1 -		34.992	2:16.066	71.22	13.793	11:23:47.763
2 -	1:31.027	34.292	2:05.319	77.33	3.046	11:25:53.082
3 -	1:29.912	34.147	2:04.059 (3)	78.11	1.786	11:27:57.141
4 -	1:28.840	33.433	2:02.273 (1)	79.25		11:29:59.414
5 -	1:28.863	33.738	2:02.601 (2)	79.04	0.328	11:32:02.015

BMCRC - MRO Championships 2022 - Rnd 4 @ Oulton Park

ACU Team Green Junior Cup & Senior 300

RACE 1 - SECTOR ANALYSIS



SECTOR 1 = FL to I1, SECTOR 2 = I1 to FL, DIFF = Difference To Personal Best Lap, P = Crossed Finish Line in Pit Lane, D = Time Disallowed

P7		8 S		Phil ATKINSON		Kawasaki NINJA 400 - ROSE MOT/Q Oil Treatments	
IDEAL LAP TIME : 2:04.415		BEST LAP TIME : 2:04.426		DIFFERENCE : 0.011			
LAP	SECTOR 1	SECTOR 2	LAP TIME	MPH	DIFF	TIME OF DAY	
1 -		34.832	2:11.011	73.97	6.585	11:23:42.708	
2 -	1:30.787	34.708	2:05.495	77.22	1.069	11:25:48.203	
3 -	1:30.361	34.640	2:05.001 (3)	77.52	0.575	11:27:53.204	
4 -	1:29.961	34.465	2:04.426 (1)	77.88		11:29:57.630	
5 -	1:30.163	34.454	2:04.617 (2)	77.76	0.191	11:32:02.247	

P8		67 J		Iwan JONES		Kawasaki NINJA 300 - Danosh Services Ltd	
IDEAL LAP TIME : 2:04.005		BEST LAP TIME : 2:04.407		DIFFERENCE : 0.402			
LAP	SECTOR 1	SECTOR 2	LAP TIME	MPH	DIFF	TIME OF DAY	
1 -		34.523	2:11.588	73.64	7.181	11:23:43.285	
2 -	1:30.309	34.321	2:04.630 (3)	77.76	0.223	11:25:47.915	
3 -	1:30.730	34.806	2:05.536	77.19	1.129	11:27:53.451	
4 -	1:30.167	34.240	2:04.407 (1)	77.89		11:29:57.858	
5 -	1:30.595	33.838	2:04.433 (2)	77.88	0.026	11:32:02.291	

P9		31 J		Robbie PARK		Kawasaki NINJA - Friends & Family	
IDEAL LAP TIME : 2:04.194		BEST LAP TIME : 2:04.258		DIFFERENCE : 0.064			
LAP	SECTOR 1	SECTOR 2	LAP TIME	MPH	DIFF	TIME OF DAY	
1 -		35.690	2:16.799	70.84	12.541	11:23:48.496	
2 -	1:31.239	34.591	2:05.830	77.01	1.572	11:25:54.326	
3 -	1:29.991	34.475	2:04.466 (2)	77.86	0.208	11:27:58.792	
4 -	1:30.532	34.337	2:04.869 (3)	77.61	0.611	11:30:03.661	
5 -	1:30.055	34.203	2:04.258 (1)	77.99		11:32:07.919	

P10		20 J		Jack MUIR		Kawasaki NINJA 400 -	
IDEAL LAP TIME : 2:03.160		BEST LAP TIME : 2:03.653		DIFFERENCE : 0.493			
LAP	SECTOR 1	SECTOR 2	LAP TIME	MPH	DIFF	TIME OF DAY	
1 -		35.343	2:16.686	70.90	13.033	11:23:48.383	
2 -	1:31.858	34.176	2:06.034	76.89	2.381	11:25:54.417	
3 -	1:30.312	34.111	2:04.423 (2)	77.88	0.770	11:27:58.840	
4 -	1:31.510	33.974	2:05.484 (3)	77.23	1.831	11:30:04.324	
5 -	1:29.186	34.467	2:03.653 (1)	78.37		11:32:07.977	

P11		311 J		Nathan-Ellis WARD		Kawasaki NINJA 300 - Zipped up racing	
IDEAL LAP TIME : 2:05.225		BEST LAP TIME : 2:05.313		DIFFERENCE : 0.088			
LAP	SECTOR 1	SECTOR 2	LAP TIME	MPH	DIFF	TIME OF DAY	
1 -		35.157	2:17.873	70.29	12.560	11:23:49.570	
2 -	1:31.719	34.952	2:06.671	76.50	1.358	11:25:56.241	
3 -	1:31.954	34.381	2:06.335 (3)	76.71	1.022	11:28:02.576	
4 -	1:31.390	34.580	2:05.970 (2)	76.93	0.657	11:30:08.546	
5 -	1:30.844	34.469	2:05.313 (1)	77.33		11:32:13.859	

P12		95 J		Greg MARSHALL		Kawasaki NINJA 300 - Mum & Dad; HEL Performance	
IDEAL LAP TIME : 2:05.807		BEST LAP TIME : 2:05.807		DIFFERENCE : 0.000			
LAP	SECTOR 1	SECTOR 2	LAP TIME	MPH	DIFF	TIME OF DAY	
1 -		35.723	2:17.272	70.59	11.465	11:23:48.969	
2 -	1:32.107	35.031	2:07.138	76.22	1.331	11:25:56.107	
3 -	1:31.742	34.867	2:06.609 (3)	76.54	0.802	11:28:02.716	
4 -	1:31.312	34.827	2:06.139 (2)	76.83	0.332	11:30:08.855	
5 -	1:31.046	34.761	2:05.807 (1)	77.03		11:32:14.662	

BMCRC - MRO Championships 2022 - Rnd 4 @ Oulton Park

ACU Team Green Junior Cup & Senior 300

RACE 1 - SECTOR ANALYSIS



SECTOR 1 = FL to I1, SECTOR 2 = I1 to FL, DIFF = Difference To Personal Best Lap, P = Crossed Finish Line in Pit Lane, D = Time Disallowed

P13 77 J		Joe WHITE		Kawasaki NINJA 400 - Just In Graphics /MZ CONTRACTS/ Silver		
IDEAL LAP TIME : 2:05.221		BEST LAP TIME : 2:05.436		DIFFERENCE : 0.215		
LAP	SECTOR 1	SECTOR 2	LAP TIME	MPH	DIFF	TIME OF DAY
1 -		35.013	2:18.068	70.19	12.632	11:23:49.765
2 -	1:32.877	34.941	2:07.818	75.82	2.382	11:25:57.583
3 -	1:32.592	34.776	2:07.368 (3)	76.08	1.932	11:28:04.951
4 -	1:31.398	34.132	2:05.530 (2)	77.20	0.094	11:30:10.481
5 -	1:31.089	34.347	2:05.436 (1)	77.26		11:32:15.917

P14 27 J		Felix DORLING		Kawasaki NINJA 400 - Kernow Controls		
IDEAL LAP TIME : 2:05.284		BEST LAP TIME : 2:05.452		DIFFERENCE : 0.168		
LAP	SECTOR 1	SECTOR 2	LAP TIME	MPH	DIFF	TIME OF DAY
1 -		35.665	2:17.461	70.50	12.009	11:23:49.158
2 -	1:33.215	34.754	2:07.969	75.73	2.517	11:25:57.127
3 -	1:32.881	34.493	2:07.374 (3)	76.08	1.922	11:28:04.501
4 -	1:32.183	33.941	2:06.124 (2)	76.83	0.672	11:30:10.625
5 -	1:31.343	34.109	2:05.452 (1)	77.25		11:32:16.077

P15 141 J		Noah GUILLERY		Kawasaki NINJA 300 - MDM-R		
IDEAL LAP TIME : 2:05.009		BEST LAP TIME : 2:05.009		DIFFERENCE : 0.000		
LAP	SECTOR 1	SECTOR 2	LAP TIME	MPH	DIFF	TIME OF DAY
1 -		36.061	2:20.539	68.95	15.530	11:23:52.236
2 -	1:31.858	34.403	2:06.261 (3)	76.75	1.252	11:25:58.497
3 -	1:32.072	35.488	2:07.560	75.97	2.551	11:28:06.057
4 -	1:31.020	34.472	2:05.492 (2)	77.22	0.483	11:30:11.549
5 -	1:30.759	34.250	2:05.009 (1)	77.52		11:32:16.558

P16 125 J		Ben JOLLIFFE		Kawasaki NINJA 300 -		
IDEAL LAP TIME : 2:06.456		BEST LAP TIME : 2:06.456		DIFFERENCE : 0.000		
LAP	SECTOR 1	SECTOR 2	LAP TIME	MPH	DIFF	TIME OF DAY
1 -		35.795	2:18.268	70.09	11.812	11:23:49.965
2 -	1:32.548	34.920	2:07.468 (2)	76.02	1.012	11:25:57.433
3 -	1:32.793	35.184	2:07.977	75.72	1.521	11:28:05.410
4 -	1:32.646	34.869	2:07.515 (3)	76.00	1.059	11:30:12.925
5 -	1:31.694	34.762	2:06.456 (1)	76.63		11:32:19.381

P17 118 J		Max HALL		Kawasaki NINJA 300 - Racecraft rider development		
IDEAL LAP TIME : 2:07.083		BEST LAP TIME : 2:07.083		DIFFERENCE : 0.000		
LAP	SECTOR 1	SECTOR 2	LAP TIME	MPH	DIFF	TIME OF DAY
1 -		35.947	2:20.992	68.73	13.909	11:23:52.689
2 -	1:34.275	35.218	2:09.493 (3)	74.84	2.410	11:26:02.182
3 -	1:33.540	36.052	2:09.592	74.78	2.509	11:28:11.774
4 -	1:33.278	34.701	2:07.979 (2)	75.72	0.896	11:30:19.753
5 -	1:32.474	34.609	2:07.083 (1)	76.25		11:32:26.836

P18 32 S		Conor MURRAY		Kawasaki NINJA 300 -		
IDEAL LAP TIME : 2:07.810		BEST LAP TIME : 2:07.810		DIFFERENCE : 0.000		
LAP	SECTOR 1	SECTOR 2	LAP TIME	MPH	DIFF	TIME OF DAY
1 -		35.818	2:21.392	68.54	13.582	11:23:53.089
2 -	1:34.569	35.159	2:09.728 (3)	74.70	1.918	11:26:02.817
3 -	1:33.086	35.476	2:08.562 (2)	75.38	0.752	11:28:11.379
4 -	1:34.234	35.514	2:09.748	74.69	1.938	11:30:21.127
5 -	1:32.720	35.090	2:07.810 (1)	75.82		11:32:28.937

BMCRC - MRO Championships 2022 - Rnd 4 @ Oulton Park

ACU Team Green Junior Cup & Senior 300

RACE 1 - SECTOR ANALYSIS



SECTOR 1 = FL to I1, SECTOR 2 = I1 to FL, DIFF = Difference To Personal Best Lap, P = Crossed Finish Line in Pit Lane, D = Time Disallowed

P19 58 J		Matthew WOOD		Kawasaki NINJA 300 -		
IDEAL LAP TIME : 2:08.392		BEST LAP TIME : 2:08.456		DIFFERENCE : 0.064		
LAP	SECTOR 1	SECTOR 2	LAP TIME	MPH	DIFF	TIME OF DAY
1 -		36.349	2:21.222	68.62	12.766	11:23:52.919
2 -	1:35.250	35.150	2:10.400	74.31	1.944	11:26:03.319
3 -	1:33.493	35.391	2:08.884 (2)	75.19	0.428	11:28:12.203
4 -	1:33.944	35.078	2:09.022 (3)	75.11	0.566	11:30:21.225
5 -	1:33.557	34.899	2:08.456 (1)	75.44		11:32:29.681

P20 66 S		Mark SMITH		Kawasaki NINJA 300 - MHP EXHAUST'S		
IDEAL LAP TIME : 2:08.254		BEST LAP TIME : 2:08.322		DIFFERENCE : 0.068		
LAP	SECTOR 1	SECTOR 2	LAP TIME	MPH	DIFF	TIME OF DAY
1 -		35.853	2:21.701	68.39	13.379	11:23:53.398
2 -	1:35.479	36.184	2:11.663	73.60	3.341	11:26:05.061
3 -	1:33.871	35.886	2:09.757 (3)	74.68	1.435	11:28:14.818
4 -	1:34.164	35.388	2:09.552 (2)	74.80	1.230	11:30:24.370
5 -	1:32.866	35.456	2:08.322 (1)	75.52		11:32:32.692

P21 10 S		Mike BRUNSDON		Kawasaki NINJA 400 - CF Fairford		
IDEAL LAP TIME : 2:08.119		BEST LAP TIME : 2:08.119		DIFFERENCE : 0.000		
LAP	SECTOR 1	SECTOR 2	LAP TIME	MPH	DIFF	TIME OF DAY
1 -		35.741	2:22.117	68.19	13.998	11:23:53.814
2 -	1:35.205	36.200	2:11.405	73.75	3.286	11:26:05.219
3 -	1:33.771	36.013	2:09.784 (2)	74.67	1.665	11:28:15.003
4 -	1:34.155	35.730	2:09.885 (3)	74.61	1.766	11:30:24.888
5 -	1:32.620	35.499	2:08.119 (1)	75.64		11:32:33.007

P22 173 S		Jason HEANAN		Kawasaki NINJA 300 -		
IDEAL LAP TIME : 2:09.638		BEST LAP TIME : 2:09.638		DIFFERENCE : 0.000		
LAP	SECTOR 1	SECTOR 2	LAP TIME	MPH	DIFF	TIME OF DAY
1 -		36.449	2:22.937	67.80	13.299	11:23:54.634
2 -	1:35.593	35.824	2:11.417	73.74	1.779	11:26:06.051
3 -	1:34.465	35.755	2:10.220 (2)	74.42	0.582	11:28:16.271
4 -	1:35.187	35.898	2:11.085 (3)	73.93	1.447	11:30:27.356
5 -	1:34.109	35.529	2:09.638 (1)	74.75		11:32:36.994

P23 99 S		Elizabeth CLEAVER		Kawasaki NINJA 400 -		
IDEAL LAP TIME : 2:09.427		BEST LAP TIME : 2:10.504		DIFFERENCE : 1.077		
LAP	SECTOR 1	SECTOR 2	LAP TIME	MPH	DIFF	TIME OF DAY
1 -		35.725	2:22.501	68.00	11.997	11:23:54.198
2 -	1:35.489	35.889	2:11.378	73.76	0.874	11:26:05.576
3 -	1:35.356	35.430	2:10.786 (3)	74.10	0.282	11:28:16.362
4 -	1:34.787	35.717	2:10.504 (1)	74.26		11:30:26.866
5 -	1:33.997	36.788	2:10.785 (2)	74.10	0.281	11:32:37.651

P24 70 S		Justin WHITE		Kawasaki NINJA 400 - Just In Graphics		
IDEAL LAP TIME : 2:10.639		BEST LAP TIME : 2:10.695		DIFFERENCE : 0.056		
LAP	SECTOR 1	SECTOR 2	LAP TIME	MPH	DIFF	TIME OF DAY
1 -		36.587	2:20.842	68.80	10.147	11:23:52.539
2 -	1:34.821	35.874	2:10.695 (1)	74.15		11:26:03.234
3 -	1:35.195	36.261	2:11.456 (3)	73.72	0.761	11:28:14.690
4 -	1:36.217	36.242	2:12.459	73.16	1.764	11:30:27.149
5 -	1:34.765	36.052	2:10.817 (2)	74.08	0.122	11:32:37.966

BMCRC - MRO Championships 2022 - Rnd 4 @ Oulton Park

ACU Team Green Junior Cup & Senior 300

RACE 1 - SECTOR ANALYSIS



SECTOR 1 = FL to I1, SECTOR 2 = I1 to FL, DIFF = Difference To Personal Best Lap, P = Crossed Finish Line in Pit Lane, D = Time Disallowed

P25		73 S		Jemma HANNAFORD		Kawasaki NINJA 300 -	
IDEAL LAP TIME : 2:14.127		BEST LAP TIME : 2:14.127		DIFFERENCE : 0.000			
LAP	SECTOR 1	SECTOR 2	LAP TIME	MPH	DIFF	TIME OF DAY	
1 -		36.685	2:25.334	66.68	11.207	11:23:57.031	
2 -	1:39.224	36.603	2:15.827 (2)	71.35	1.700	11:26:12.858	
3 -	1:39.424	36.538	2:15.962	71.27	1.835	11:28:28.820	
4 -	1:39.242	36.697	2:15.939 (3)	71.29	1.812	11:30:44.759	
5 -	1:38.383	35.744	2:14.127 (1)	72.25		11:32:58.886	

P26		48 S		Kevin SABBARTON		Kawasaki NINJA 300 -	
IDEAL LAP TIME : 2:14.412		BEST LAP TIME : 2:14.412		DIFFERENCE : 0.000			
LAP	SECTOR 1	SECTOR 2	LAP TIME	MPH	DIFF	TIME OF DAY	
1 -		37.037	2:25.374	66.66	10.962	11:23:57.071	
2 -	1:39.707	36.985	2:16.692	70.89	2.280	11:26:13.763	
3 -	1:38.767	36.903	2:15.670 (2)	71.43	1.258	11:28:29.433	
4 -	1:38.883	37.076	2:15.959 (3)	71.28	1.547	11:30:45.392	
5 -	1:38.473	35.939	2:14.412 (1)	72.10		11:32:59.804	

P27		18 J		George HIGGINS		Kawasaki NINJA 400 - Aztec Racing	
IDEAL LAP TIME : 2:13.255		BEST LAP TIME : 2:13.343		DIFFERENCE : 0.088			
LAP	SECTOR 1	SECTOR 2	LAP TIME	MPH	DIFF	TIME OF DAY	
1 -		36.673	2:23.941	67.32	10.598	11:23:55.638	
2 -	1:37.349	36.621	2:13.970 (3)	72.33	0.627	11:26:09.608	
3 -	1:37.155	36.622	2:13.777 (2)	72.44	0.434	11:28:23.385	
4 -	1:37.536	36.530	2:14.066	72.28	0.723	11:30:37.451	
5 -	1:36.725	36.618	2:13.343 (1)	72.67		11:32:50.794	

P28		4 S		Nigel FRANKLIN		Kawasaki NINJA - Jane Franklin	
IDEAL LAP TIME : 2:15.443		BEST LAP TIME : 2:16.151		DIFFERENCE : 0.708			
LAP	SECTOR 1	SECTOR 2	LAP TIME	MPH	DIFF	TIME OF DAY	
1 -		37.487	2:28.415	65.29	12.264	11:24:00.112	
2 -	1:39.366	37.623	2:16.989	70.74	0.838	11:26:17.101	
3 -	1:39.148	37.358	2:16.506 (3)	70.99	0.355	11:28:33.607	
4 -	1:39.317	37.048	2:16.365 (2)	71.06	0.214	11:30:49.972	
5 -	1:38.395	37.756	2:16.151 (1)	71.18		11:33:06.123	

P29		400 S		Stuart THURTLE		Kawasaki NINJA 400 - TeamTortoise Racing	
IDEAL LAP TIME : 2:17.002		BEST LAP TIME : 2:17.188		DIFFERENCE : 0.186			
LAP	SECTOR 1	SECTOR 2	LAP TIME	MPH	DIFF	TIME OF DAY	
1 -		37.694	2:28.223	65.38	11.035	11:23:59.920	
2 -	1:41.541	37.860	2:19.401	69.52	2.213	11:26:19.321	
3 -	1:40.925	38.267	2:19.192 (3)	69.62	2.004	11:28:38.513	
4 -	1:40.360	38.143	2:18.503 (2)	69.97	1.315	11:30:57.016	
5 -	1:39.308	37.880	2:17.188 (1)	70.64		11:33:14.204	

P30		191 J		Craig DANCE		Kawasaki NINJA 300 -	
IDEAL LAP TIME : 2:15.643		BEST LAP TIME : 2:15.643		DIFFERENCE : 0.000			
LAP	SECTOR 1	SECTOR 2	LAP TIME	MPH	DIFF	TIME OF DAY	
1 -		37.510	2:29.235	64.93	13.592	11:24:00.932	
2 -	1:43.093	37.919	2:21.012	68.72	5.369	11:26:21.944	
3 -	1:41.394	37.249	2:18.643 (2)	69.90	3.000	11:28:40.587	
4 -	1:41.864	37.141	2:19.005 (3)	69.71	3.362	11:30:59.592	
5 -	1:38.937	36.706	2:15.643 (1)	71.44		11:33:15.235	

BMCRC - MRO Championships 2022 - Rnd 4 @ Oulton Park

ACU Team Green Junior Cup & Senior 300

RACE 1 - SECTOR ANALYSIS



SECTOR 1 = FL to I1, SECTOR 2 = I1 to FL, DIFF = Difference To Personal Best Lap, P = Crossed Finish Line in Pit Lane, D = Time Disallowed

P31 69 J Dan DEARING		Kawasaki NINJA -				
IDEAL LAP TIME : 2:21.560		BEST LAP TIME : 2:21.805				
		DIFFERENCE : 0.245				
LAP	SECTOR 1	SECTOR 2	LAP TIME	MPH	DIFF	TIME OF DAY
1 -		39.030	2:37.362	61.58	15.557	11:24:09.059
2 -	1:44.695	39.684	2:24.379 (3)	67.12	2.574	11:26:33.438
3 -	1:45.312	38.833	2:24.145 (2)	67.23	2.340	11:28:57.583
4 -	1:42.727	39.078	2:21.805 (1)	68.34		11:31:19.388

P32 0 J Sam ATKINSON		Kawasaki NINJA 400 -				
IDEAL LAP TIME : 2:31.934		BEST LAP TIME : 2:31.934				
		DIFFERENCE : 0.000				
LAP	SECTOR 1	SECTOR 2	LAP TIME	MPH	DIFF	TIME OF DAY
1 -		41.653	2:42.233	59.73	10.299	11:24:13.930
2 -	1:53.422	42.579	2:36.001 (2)	62.12	4.067	11:26:49.931
3 -	1:54.740	43.163	2:37.903 (3)	61.37	5.969	11:29:27.834
4 -	1:51.155	40.779	2:31.934 (1)	63.78		11:31:59.768

P33 14 J Maryann McCARTNEY		Kawasaki NINJA 300 - McCartney Racing				
IDEAL LAP TIME : 2:32.357		BEST LAP TIME : 2:32.357				
		DIFFERENCE : 0.000				
LAP	SECTOR 1	SECTOR 2	LAP TIME	MPH	DIFF	TIME OF DAY
1 -		41.816	2:42.711	59.56	10.354	11:24:14.408
2 -	1:53.327	43.034	2:36.361 (2)	61.98	4.004	11:26:50.769
3 -	1:54.273	43.271	2:37.544 (3)	61.51	5.187	11:29:28.313
4 -	1:51.412	40.945	2:32.357 (1)	63.60		11:32:00.670

P34 23 S Saskya BUSH		Kawasaki NINJA 300 -				
IDEAL LAP TIME : 2:32.888		BEST LAP TIME : 2:33.223				
		DIFFERENCE : 0.335				
LAP	SECTOR 1	SECTOR 2	LAP TIME	MPH	DIFF	TIME OF DAY
1 -		41.282	2:44.119	59.05	10.896	11:24:15.816
2 -	1:54.339	41.867	2:36.206 (2)	62.04	2.983	11:26:52.022
3 -	1:55.712	40.970	2:36.682 (3)	61.85	3.459	11:29:28.704
4 -	1:51.918	41.305	2:33.223 (1)	63.24		11:32:01.927

P35 97 J Ben PLATT		Kawasaki NINJA 400 - adss ltd				
IDEAL LAP TIME : 2:02.975		BEST LAP TIME : 2:03.337				
		DIFFERENCE : 0.362				
LAP	SECTOR 1	SECTOR 2	LAP TIME	MPH	DIFF	TIME OF DAY
1 -		34.197	2:09.621	74.76	6.284	11:23:41.318
2 -	1:29.414	34.144	2:03.558 (2)	78.43	0.221	11:25:44.876
3 -	1:29.225	34.112	2:03.337 (1)	78.57		11:27:48.213
4 -	1:28.863	34.827	2:03.690 (3)	78.35	0.353	11:29:51.903
5 -	1:29.278	34.892	2:04.170	78.04	0.833	11:31:56.073

P36 34 J Oliver ARBON		Kawasaki NINJA 400 - tt plumbing and heating				
IDEAL LAP TIME :		BEST LAP TIME : 2:07.847				
		DIFFERENCE :				
LAP	SECTOR 1	SECTOR 2	LAP TIME	MPH	DIFF	TIME OF DAY
1 -			2:16.335	71.08	8.488	11:23:48.032
2 -			2:08.942 (2)	75.16	1.095	11:25:56.974
3 -			2:07.847 (1)	75.80		11:28:04.821

P37 44 J Sam GREEN		Kawasaki NINJA 300 -				
IDEAL LAP TIME : 2:12.195		BEST LAP TIME : 2:12.195				
		DIFFERENCE : 0.000				
LAP	SECTOR 1	SECTOR 2	LAP TIME	MPH	DIFF	TIME OF DAY
1 -		36.818	2:20.953	68.75	8.758	11:23:52.650
2 -	1:36.047	36.148	2:12.195 (1)	73.31		11:26:04.845

BMCRC - MRO Championships 2022 - Rnd 4 @ Oulton Park

ACU Team Green Junior Cup & Senior 300

RACE 1 - BEST SECTORS

SECTOR 1			SECTOR 2			IDEAL / BEST COMPARISON						
POS	NO	NAME	TIME	NO	NAME	TIME	POS	NO	NAME	IDEAL	BEST	DIFF
									PERFECT LAP	2:01.486		
1	91	HIRST	1:28.081	60	DOCHERTY	33.405	1	35	WESTON	2:01.782	2:02.151	0.369
2	35	WESTON	1:28.227	131	MELLOR	33.433	2	91	HIRST	2:01.804	2:01.804	0.000
3	60	DOCHERTY	1:28.507	35	WESTON	33.555	3	60	DOCHERTY	2:01.912	2:02.519	0.607
4	19	O'MARA	1:28.509	19	O'MARA	33.619	4	19	O'MARA	2:02.128	2:02.128	0.000
5	131	MELLOR	1:28.840	91	HIRST	33.723	5	131	MELLOR	2:02.273	2:02.273	0.000
6	97	PLATT	1:28.863	67	JONES	33.838	6	97	PLATT	2:02.975	2:03.337	0.362
7	777	HARDY	1:29.011	27	DORLING	33.941	7	777	HARDY	2:03.086	2:03.086	0.000
8	20	MUIR	1:29.186	20	MUIR	33.974	8	20	MUIR	2:03.160	2:03.653	0.493
9	8	ATKINSON	1:29.961	777	HARDY	34.075	9	67	JONES	2:04.005	2:04.407	0.402
10	31	PARK	1:29.991	97	PLATT	34.112	10	31	PARK	2:04.194	2:04.258	0.064
11	67	JONES	1:30.167	77	WHITE	34.132	11	8	ATKINSON	2:04.415	2:04.426	0.011
12	141	GUILLERY	1:30.759	31	PARK	34.203	12	141	GUILLERY	2:05.009	2:05.009	0.000
13	311	WARD	1:30.844	141	GUILLERY	34.250	13	77	WHITE	2:05.221	2:05.436	0.215
14	95	MARSHALL	1:31.046	311	WARD	34.381	14	311	WARD	2:05.225	2:05.313	0.088
15	77	WHITE	1:31.089	8	ATKINSON	34.454	15	27	DORLING	2:05.284	2:05.452	0.168
16	27	DORLING	1:31.343	118	HALL	34.609	16	95	MARSHALL	2:05.807	2:05.807	0.000
17	125	JOLLIFFE	1:31.694	95	MARSHALL	34.761	17	125	JOLLIFFE	2:06.456	2:06.456	0.000
18	118	HALL	1:32.474	125	JOLLIFFE	34.762	18	118	HALL	2:07.083	2:07.083	0.000
19	10	BRUNSDON	1:32.620	58	WOOD	34.899	19	32	MURRAY	2:07.810	2:07.810	0.000
20	32	MURRAY	1:32.720	32	MURRAY	35.090	20	10	BRUNSDON	2:08.119	2:08.119	0.000
21	66	SMITH	1:32.866	66	SMITH	35.388	21	66	SMITH	2:08.254	2:08.322	0.068
22	58	WOOD	1:33.493	99	CLEAVER	35.430	22	58	WOOD	2:08.392	2:08.456	0.064
23	99	CLEAVER	1:33.997	10	BRUNSDON	35.499	23	99	CLEAVER	2:09.427	2:10.504	1.077
24	173	HEANAN	1:34.109	173	HEANAN	35.529	24	173	HEANAN	2:09.638	2:09.638	0.000
25	70	WHITE	1:34.765	73	HANNAFORD	35.744	25	70	WHITE	2:10.639	2:10.695	0.056
26	44	GREEN	1:36.047	70	WHITE	35.874	26	44	GREEN	2:12.195	2:12.195	0.000
27	18	HIGGINS	1:36.725	48	SABBARTON	35.939	27	18	HIGGINS	2:13.255	2:13.343	0.088
28	73	HANNAFORD	1:38.383	44	GREEN	36.148	28	73	HANNAFORD	2:14.127	2:14.127	0.000
29	4	FRANKLIN	1:38.395	18	HIGGINS	36.530	29	48	SABBARTON	2:14.412	2:14.412	0.000
30	48	SABBARTON	1:38.473	191	DANCE	36.706	30	4	FRANKLIN	2:15.443	2:16.151	0.708
31	191	DANCE	1:38.937	4	FRANKLIN	37.048	31	191	DANCE	2:15.643	2:15.643	0.000
32	400	THURTL	1:39.308	400	THURTL	37.694	32	400	THURTL	2:17.002	2:17.188	0.186
33	69	DEARING	1:42.727	69	DEARING	38.833	33	69	DEARING	2:21.560	2:21.805	0.245
34	0	ATKINSON	1:51.155	0	ATKINSON	40.779	34	0	ATKINSON	2:31.934	2:31.934	0.000
35	14	McCARTNEY	1:51.412	14	McCARTNEY	40.945	35	14	McCARTNEY	2:32.357	2:32.357	0.000
36	23	BUSH	1:51.918	23	BUSH	40.970	36	23	BUSH	2:32.888	2:33.223	0.335
37							37	34	ARBON		2:07.847	

BMCRC - MRO Championships 2022 - Rnd 4 @ Oulton Park

ACU Team Green Junior Cup & Senior 300

RACE 1 - STATISTICS

Competitors Started 37
Planned Start 2022-06-03 @ 11:50:00.000
Actual Start 2022-06-03 @ 11:21:31.696
Finish Time 2022-06-03 @ 11:31:19.387
Track Length 2.6920mi.
Total Laps 176
Total Distance Covered 473.7970mi.

Session Fastest Lap History

NO	CL	NAME	LAP TIME	TIME OF DAY	LAP	VEHICLE
777	J	Maximus HARDY	2:03.808	11:25:44.453	2	Kawasaki NINJA 400
91	J	Sam HIRST	2:03.192	11:25:44.802	2	Kawasaki NINJA
91	J	Sam HIRST	2:02.013	11:27:46.814	3	Kawasaki NINJA
91	J	Sam HIRST	2:01.804	11:29:48.619	4	Kawasaki NINJA

Session Leader History

NO	CL	NAME	FROM LAP	LAPS LED	DISTANCE	VEHICLE
777	J	Maximus HARDY	1	2	5.38 miles	Kawasaki NINJA 400
91	J	Sam HIRST	3	3	8.07 miles	Kawasaki NINJA

Flag History

TYPE	TIME OF DAY
GREEN	11:21:31.696
FINISH	11:31:19.387

Flag Statistics

TYPE	COUNT	TOTAL LAPS	TOTAL TIME
Green	1	5	14:50.327
Red	0	0	0.000
Safety Car	0	0	0.000
FCY	0	0	0.000

BMCRC - MRO Championships 2022 - Rnd 4 @ Oulton Park

ACU Team Green Junior Cup & Senior 300

RACE 1 - STATISTICS

CLASS : J

25 Starters

Fastest Lap History

NO	NAME	LAP TIME	TIME OF DAY	LAP	VEHICLE
777	Maximus HARDY	2:03.808	11:25:44.453	2	Kawasaki NINJA 400
91	Sam HIRST	2:03.192	11:25:44.802	2	Kawasaki NINJA
91	Sam HIRST	2:02.013	11:27:46.814	3	Kawasaki NINJA
91	Sam HIRST	2:01.804	11:29:48.619	4	Kawasaki NINJA

Leader History

NO	NAME	FROM LAP	LAPS LED	DISTANCE	VEHICLE
777	Maximus HARDY	1	2	5.38 miles	Kawasaki NINJA 400
91	Sam HIRST	3	3	8.07 miles	Kawasaki NINJA

BMCRC - MRO Championships 2022 - Rnd 4 @ Oulton Park

ACU Team Green Junior Cup & Senior 300

RACE 1 - STATISTICS

CLASS : S

12 Starters

Fastest Lap History

NO	NAME	LAP TIME	TIME OF DAY	LAP	VEHICLE
8	Phil ATKINSON	2:05.495	11:25:48.215	2	Kawasaki NINJA 400
8	Phil ATKINSON	2:05.001	11:27:53.217	3	Kawasaki NINJA 400
8	Phil ATKINSON	2:04.426	11:29:57.642	4	Kawasaki NINJA 400

Leader History

NO	NAME	FROM LAP	LAPS LED	DISTANCE	VEHICLE
8	Phil ATKINSON	1	5	13.46 miles	Kawasaki NINJA 400

BMCRC - MRO Championships 2022 - Rnd 4 @ Oulton Park



ACU Team Green Junior Cup & Senior 300

RACE 11 - GRID (6 Laps)



ROW 13					37	23	Saskya BUSH	2:33.223								
ROW 12	36	14	Maryann McCARTNEY	2:32.357	35	0	Sam ATKINSON	2:31.934	34	69	Dan DEARING	2:21.805				
ROW 11					33	400	Stuart THURTLE	2:17.188	32	4	Nigel FRANKLIN	2:16.151	31	191	Craig DANCE	2:15.643
ROW 10	30	48	Kevin SABBARTON	2:14.412	29	73	Jemma HANNAFORD	2:14.127	28	18	George HIGGINS	2:13.343				
ROW 9					27	44	Sam GREEN	2:12.195	26	70	Justin WHITE	2:10.695	25	99	Elizabeth CLEAVER	2:10.504
ROW 8	24	173	Jason HEANAN	2:09.638	23	58	Matthew WOOD	2:08.456	22	66	Mark SMITH	2:08.322				
ROW 7					21	10	Mike BRUNSDON	2:08.119	20	34	Oliver ARBON	2:07.847	19	32	Conor MURRAY	2:07.810
ROW 6	18	118	Max HALL	2:07.083	17	125	Ben JOLLIFFE	2:06.456	16	95	Greg MARSHALL	2:05.807				
ROW 5					15	27	Felix DORLING	2:05.452	14	77	Joe WHITE	2:05.436	13	311	Nathan-Ellis WARD	2:05.313
ROW 4	12	141	Noah GUILLERY	2:05.009	11	8	Phil ATKINSON	2:04.426	10	67	Iwan JONES	2:04.407				
ROW 3					9	31	Robbie PARK	2:04.258	8	20	Jack MUIR	2:03.653	7	97	Ben PLATT	2:03.337
ROW 2	6	777	Maximus HARDY	2:03.086	5	60	Lennon DOCHERTY	2:02.519	4	131	Dylan MELLOR	2:02.273				
ROW 1					3	35	Zack WESTON	2:02.151	2	19	James O'MARA	2:02.128	1	91	Sam HIRST	2:01.804
Pole																

Oulton Park International: 2.6920 miles

These results are provisional until the conclusion of any judicial and technical matters.

Clerk Of Course :	Stewards :	Timekeeper : Richard Evans
-------------------	------------	----------------------------

Results can be found at www.tsl-timing.com

Printed - 11:46 Friday, 03 June 2022



BMCRC - MRO Championships 2022 - Rnd 4 @ Oulton Park



ACU Team Green Junior Cup & Senior 300

RACE 11 - CLASSIFICATION

Kawasaki

POS	NO	CL	PIC NAME	ENTRY	LAPS	TIME	GAP	DIFF	MPH	BEST	ON
1	60	J	1 Lennon DOCHERTY	Kawasaki NINJA 400 - Doc Fit Training	6	12:18.268			78.76	2:00.605	4
2	777	J	2 Maximus HARDY	Kawasaki NINJA 400 - DAD	6	12:18.364	0.096	0.096	78.75	2:00.400	4
3	131	J	3 Dylan MELLOR	Kawasaki NINJA 300 - BDS Motorcycles	6	12:18.540	0.272	0.176	78.73	2:00.990	5
4	35	J	4 Zack WESTON	Kawasaki NINJA 400 - NW Racing	6	12:18.666	0.398	0.126	78.71	2:00.735	5
5	8	S	1 Phil ATKINSON	Kawasaki NINJA 400 - ROSE MOT/Q Oil Treatments	6	12:18.712	0.444	0.046	78.71	2:00.297	4
6	20	J	5 Jack MUIR	Kawasaki NINJA 400 -	6	12:32.976	14.708	14.264	77.22	2:03.701	3
7	77	J	6 Joe WHITE	Kawasaki NINJA 400 - Just In Graphics /MZ CONTR	6	12:33.564	15.296	0.588	77.16	2:04.499	5
8	125	J	7 Ben JOLLIFFE	Kawasaki NINJA 300 -	6	12:34.013	15.745	0.449	77.11	2:04.518	6
9	27	J	8 Felix DORLING	Kawasaki NINJA 400 - Kernow Controls	6	12:34.297	16.029	0.284	77.08	2:04.230	5
10	95	J	9 Greg MARSHALL	Kawasaki NINJA 300 - Mum & Dad; HEL Performanc	6	12:34.887	16.619	0.590	77.02	2:03.901	3
11	118	J	10 Max HALL	Kawasaki NINJA 300 - Racecraft rider development	6	12:51.542	33.274	16.655	75.36	2:06.122	6
12	141	J	11 Noah GUILLERY	Kawasaki NINJA 300 - MDM-R	6	12:52.087	33.819	0.545	75.31	2:06.400	6
13	32	S	2 Conor MURRAY	Kawasaki NINJA 300 -	6	12:52.984	34.716	0.897	75.22	2:06.850	6
14	10	S	3 Mike BRUNSDON	Kawasaki NINJA 400 - CF Fairford	6	12:53.084	34.816	0.100	75.21	2:06.108	3
15	70	S	4 Justin WHITE	Kawasaki NINJA 400 - Just In Graphics	6	12:53.931	35.663	0.847	75.13	2:07.017	6
16	311	J	12 Nathan-Ellis WARD	Kawasaki NINJA 300 - Zipped up racing	6	12:57.613	39.345	3.682	74.77	2:04.111	3
17	99	S	5 Elizabeth CLEAVER	Kawasaki NINJA 400 -	6	12:58.391	40.123	0.778	74.70	2:07.033	6
18	173	S	6 Jason HEANAN	Kawasaki NINJA 300 -	6	13:02.960	44.692	4.569	74.26	2:07.845	6
19	66	S	7 Mark SMITH	Kawasaki NINJA 300 - MHP EXHAUST'S	6	13:08.188	49.920	5.228	73.77	2:08.464	2
20	58	J	13 Matthew WOOD	Kawasaki NINJA 300 -	6	13:14.116	55.848	5.928	73.22	2:08.827	4
21	44	J	14 Sam GREEN	Kawasaki NINJA 300 -	6	13:14.285	56.017	0.169	73.20	2:09.077	6
22	18	J	15 George HIGGINS	Kawasaki NINJA 400 - Aztec Racing	6	13:21.324	1:03.056	7.039	72.56	2:10.944	4
23	48	S	8 Kevin SABBARTON	Kawasaki NINJA 300 -	6	13:21.589	1:03.321	0.265	72.54	2:10.089	4
24	191	J	16 Craig DANCE	Kawasaki NINJA 300 -	6	13:27.140	1:08.872	5.551	72.04	2:11.402	5
25	400	S	9 Stuart THURTL	Kawasaki NINJA 400 - TeamTortoise Racing	6	13:31.290	1:13.022	4.150	71.67	2:12.033	4
26	69	J	17 Dan DEARING	Kawasaki NINJA -	6	13:50.549	1:32.281	19.259	70.01	2:15.581	3
27	4	S	10 Nigel FRANKLIN	Kawasaki NINJA - Jane Franklin	6	13:50.823	1:32.555	0.274	69.98	2:15.996	3
28	14	J	18 Maryann McCARTNEY	Kawasaki NINJA 300 - McCartney Racing	5	12:31.465	1 Lap	1 Lap	64.48	2:27.699	5
29	0	J	19 Sam ATKINSON	Kawasaki NINJA 400 -	5	12:36.323	1 Lap	4.858	64.06	2:28.270	3
30	23	S	11 Saskya BUSH	Kawasaki NINJA 300 -	5	12:41.518	1 Lap	5.195	63.63	2:28.126	5

NOT CLASSIFIED

DNF	73	S	Jemma HANNAFORD	Kawasaki NINJA 300 -	5	11:15.318	1 Lap		71.75	2:11.255	4
DNF	67	J	Iwan JONES	Kawasaki NINJA 300 - Danosh Services Ltd	4	8:25.153	2 Laps	1 Lap	76.73	2:03.665	3
DNF	91	J	Sam HIRST	Kawasaki NINJA - Valley Racing	1	2:06.386	5 Laps	3 Laps	76.67		
DNF	31	J	Robbie PARK	Kawasaki NINJA - Friends & Family	0						
DNF	34	J	Oliver ARBON	Kawasaki NINJA 400 - tt plumbing and heating	0						
DQ	19	J	James O'MARA	Kawasaki NINJA 400 - BRP Machining Ltd							

FASTEST LAP

8	S	Phil ATKINSON	Kawasaki NINJA 400 - ROSE MOT/Q Oil Treatments	4	2:00.297	80.56 mph	129.65 kph
777	J	Maximus HARDY	Kawasaki NINJA 400 - DAD	4	2:00.400	80.49 mph	129.54 kph

#19 - Disqualified from race results - Failed post race technical checks.

Class J - 92.5% of Race Speed = 72.85 mph

Class S - 92.5% of Race Speed = 72.80 mph

Weather / Track : Cloudy / Dry

These results are provisional until the conclusion of any judicial and technical matters.

Race Distance: 6 Laps / 16.15 miles
Oulton Park International: 2.6920 miles
Date: 03/06/2022 Start: 15:13 Finish: 15:26

Clerk Of Course :	Stewards :	Timekeeper : Richard Evans
-------------------	------------	----------------------------

Results can be found at www.tsl-timing.com

Printed - 15:59 Friday, 03 June 2022



BMCRC - MRO Championships 2022 - Rnd 4 @ Oulton Park

ACU Team Green Junior Cup & Senior 300

RACE 11 - LAP CHART

LAP 1 @ 15:16:03.436

NO	BEHIND	LAP TIME
91		2:06.386
777	1.094	2:07.480
131	1.906	2:08.292
35	2.011	2:08.397
8	2.262	2:08.648
60	2.398	2:08.784
77	2.684	2:09.070
125	3.475	2:09.861
27	4.840	2:11.226
20	5.139	2:11.525
311	5.720	2:12.106
95	6.287	2:12.673
67	6.657	2:13.043
141	8.307	2:14.693
118	8.527	2:14.913
32	9.018	2:15.404
70	9.680	2:16.066
10	10.049	2:16.435
66	11.099	2:17.485
99	12.797	2:19.183
173	13.451	2:19.837
18	15.375	2:21.761
73	16.120	2:22.506
44	16.471	2:22.857
48	18.502	2:24.888
191	19.530	2:25.916
58	19.640	2:26.026
400	19.802	2:26.188
4	21.078	2:27.464
69	21.428	2:27.814
14	30.270	2:36.656
0	34.390	2:40.776
23	36.044	2:42.430

LAP 2 @ 15:18:07.972

NO	BEHIND	LAP TIME
777		2:03.442
8	0.168	2:02.442
60	0.270	2:02.408
131	0.390	2:03.020
35	0.532	2:03.057
125	3.624	2:04.685
77	3.889	2:05.741
27	5.390	2:05.086
20	5.900	2:05.297
95	5.988	2:04.237
311	6.380	2:05.196
67	6.408	2:04.287
141	10.822	2:07.051
118	11.124	2:07.133
32	11.578	2:07.096
70	12.294	2:07.150
10	12.455	2:06.942
66	15.027	2:08.464
99	17.353	2:09.092
173	18.069	2:09.154
18	24.060	2:13.221
44	24.600	2:12.665
58	26.011	2:10.907
73	27.547	2:15.963
48	27.778	2:13.812
191	29.146	2:14.152
400	29.568	2:14.302

LAP 3 @ 15:20:10.845

NO	BEHIND	LAP TIME
4	32.982	2:16.440
69	33.682	2:16.790
14	55.866	2:30.132
0	59.987	2:30.133
23	1:03.343	2:31.835
60		2:02.603
131	0.186	2:02.669
777	0.337	2:03.210
8	0.537	2:03.242
35	0.683	2:03.024
125	5.837	2:05.086
77	6.060	2:05.044
20	6.728	2:03.701
27	6.855	2:04.338
95	7.016	2:03.901
67	7.200	2:03.665
311	7.618	2:04.111
141	14.903	2:06.954
118	14.999	2:06.748
32	15.561	2:06.856
10	15.690	2:06.108
70	16.816	2:07.395
99	21.897	2:07.417
66	22.390	2:10.236
173	23.867	2:08.671
44	32.760	2:11.033
58	32.962	2:09.824
18	34.088	2:12.901
48	36.712	2:11.807
73	37.480	2:12.806
191	38.788	2:12.515
400	39.668	2:12.973
4	46.105	2:15.996
69	46.390	2:15.581
14	1:21.500	2:28.507
0	1:25.384	2:28.270
23	1:30.929	2:30.459

LAP 4 @ 15:22:11.450

NO	BEHIND	LAP TIME
60		2:00.605
777	0.132	2:00.400
8	0.229	2:00.297
131	1.744	2:02.163
35	1.857	2:01.779
125	9.942	2:04.710
77	10.065	2:04.610
20	10.416	2:04.293
27	10.564	2:04.314
67	10.753	2:04.158
311	11.300	2:04.287
95	11.587	2:05.176
141	22.984	2:08.686
32	23.252	2:08.296
10	23.366	2:08.281
118	23.536	2:09.142
70	23.852	2:07.641
99	28.587	2:07.295
66	31.974	2:10.189
173	32.562	2:09.300
58	41.184	2:08.827
44	41.363	2:09.208

18	44.427	2:10.944
48	46.196	2:10.089
73	48.130	2:11.255
191	49.605	2:11.422
400	51.096	2:12.033
4	1:03.182	2:17.682
69	1:03.756	2:17.971
14	1:49.366	2:28.471
0	1:53.085	2:28.306
23	1:58.992	2:28.668

LAP 5 @ 15:24:12.274

NO	BEHIND	LAP TIME
60		2:00.824
777	0.156	2:00.848
8	0.305	2:00.900
35	1.768	2:00.735
131	1.910	2:00.990
20	13.719	2:04.127
77	13.740	2:04.499
27	13.970	2:04.230
125	14.271	2:05.153
95	14.932	2:04.169
118	30.196	2:07.484
141	30.823	2:08.663
32	30.910	2:08.482
10	31.100	2:08.558
70	31.690	2:08.662
99	36.134	2:08.371
311	37.816	2:27.340
173	39.891	2:08.153
66	41.389	2:10.239
58	49.897	2:09.537
44	49.984	2:09.445
18	55.054	2:11.451
48	55.675	2:10.303
73	1:00.094	2:12.788
191	1:00.183	2:11.402
400	1:02.582	2:12.310
4	1:19.036	2:16.678
69	1:19.240	2:16.308

LAP 6 @ 15:26:15.318

NO	BEHIND	LAP TIME
60		2:03.044
777	0.096	2:02.984
131	0.272	2:01.406
35	0.398	2:01.674
8	0.444	2:03.183
14	1 Lap	2:27.699
20	14.708	2:04.033
77	15.296	2:04.600
125	15.745	2:04.518
27	16.029	2:05.103
95	16.619	2:04.731
0	1 Lap	2:28.838
23	1 Lap	2:28.126
118	33.274	2:06.122
141	33.819	2:06.040
32	34.716	2:06.850
10	34.816	2:06.760
70	35.663	2:07.017
311	39.345	2:04.573
99	40.123	2:07.033
173	44.692	2:07.845

66	49.920	2:11.575
58	55.848	2:08.995
44	56.017	2:09.077
18	1:03.056	2:11.046
48	1:03.321	2:10.690
191	1:08.872	2:11.733
400	1:13.022	2:13.484
69	1:32.281	2:16.085
4	1:32.555	2:16.563

BMCRC - MRO Championships 2022 - Rnd 4 @ Oulton Park

ACU Team Green Junior Cup & Senior 300

RACE 11 - SECTOR ANALYSIS



SECTOR 1 = FL to I1, SECTOR 2 = I1 to FL, DIFF = Difference To Personal Best Lap, P = Crossed Finish Line in Pit Lane, D = Time Disallowed

P1 60 J		Lennon DOCHERTY		Kawasaki NINJA 400 - Doc Fit Training		
IDEAL LAP TIME : 2:00.605		BEST LAP TIME : 2:00.605		DIFFERENCE : 0.000		
LAP	SECTOR 1	SECTOR 2	LAP TIME	MPH	DIFF	TIME OF DAY
1 -		33.541	2:08.784	75.25	8.179	15:16:05.834
2 -	1:28.590	33.818	2:02.408 (3)	79.17	1.803	15:18:08.242
3 -	1:28.761	33.842	2:02.603	79.04	1.998	15:20:10.845
4 -	1:27.129	33.476	2:00.605 (1)	80.35		15:22:11.450
5 -	1:27.171	33.653	2:00.824 (2)	80.21	0.219	15:24:12.274
6 -	1:29.485	33.559	2:03.044	78.76	2.439	15:26:15.318

P2 777 J		Maximus HARDY		Kawasaki NINJA 400 - DAD		
IDEAL LAP TIME : 2:00.400		BEST LAP TIME : 2:00.400		DIFFERENCE : 0.000		
LAP	SECTOR 1	SECTOR 2	LAP TIME	MPH	DIFF	TIME OF DAY
1 -		33.956	2:07.480	76.02	7.080	15:16:04.530
2 -	1:29.045	34.397	2:03.442	78.50	3.042	15:18:07.972
3 -	1:29.150	34.060	2:03.210	78.65	2.810	15:20:11.182
4 -	1:27.097	33.303	2:00.400 (1)	80.49		15:22:11.582
5 -	1:27.317	33.531	2:00.848 (2)	80.19	0.448	15:24:12.430
6 -	1:29.229	33.755	2:02.984 (3)	78.80	2.584	15:26:15.414

P3 131 J		Dylan MELLOR		Kawasaki NINJA 300 - BDS Motorcycles		
IDEAL LAP TIME : 2:00.864		BEST LAP TIME : 2:00.990		DIFFERENCE : 0.126		
LAP	SECTOR 1	SECTOR 2	LAP TIME	MPH	DIFF	TIME OF DAY
1 -		33.582	2:08.292	75.54	7.302	15:16:05.342
2 -	1:28.439	34.581	2:03.020	78.77	2.030	15:18:08.362
3 -	1:29.144	33.525	2:02.669	79.00	1.679	15:20:11.031
4 -	1:28.799	33.364	2:02.163 (3)	79.33	1.173	15:22:13.194
5 -	1:27.690	33.300	2:00.990 (1)	80.10		15:24:14.184
6 -	1:28.232	33.174	2:01.406 (2)	79.82	0.416	15:26:15.590

P4 35 J		Zack WESTON		Kawasaki NINJA 400 - NW Racing		
IDEAL LAP TIME : 2:00.735		BEST LAP TIME : 2:00.735		DIFFERENCE : 0.000		
LAP	SECTOR 1	SECTOR 2	LAP TIME	MPH	DIFF	TIME OF DAY
1 -		33.956	2:08.397	75.47	7.662	15:16:05.447
2 -	1:29.324	33.733	2:03.057	78.75	2.322	15:18:08.504
3 -	1:29.443	33.581	2:03.024	78.77	2.289	15:20:11.528
4 -	1:28.060	33.719	2:01.779 (3)	79.58	1.044	15:22:13.307
5 -	1:27.377	33.358	2:00.735 (1)	80.26		15:24:14.042
6 -	1:28.133	33.541	2:01.674 (2)	79.64	0.939	15:26:15.716

P5 8 S		Phil ATKINSON		Kawasaki NINJA 400 - ROSE MOT/Q Oil Treatments		
IDEAL LAP TIME : 2:00.297		BEST LAP TIME : 2:00.297		DIFFERENCE : 0.000		
LAP	SECTOR 1	SECTOR 2	LAP TIME	MPH	DIFF	TIME OF DAY
1 -		33.699	2:08.648	75.33	8.351	15:16:05.698
2 -	1:28.338	34.104	2:02.442 (3)	79.15	2.145	15:18:08.140
3 -	1:29.074	34.168	2:03.242	78.63	2.945	15:20:11.382
4 -	1:27.145	33.152	2:00.297 (1)	80.56		15:22:11.679
5 -	1:27.331	33.569	2:00.900 (2)	80.15	0.603	15:24:12.579
6 -	1:28.985	34.198	2:03.183	78.67	2.886	15:26:15.762

P6 20 J		Jack MUIR		Kawasaki NINJA 400 -		
IDEAL LAP TIME : 2:02.820		BEST LAP TIME : 2:03.701		DIFFERENCE : 0.881		
LAP	SECTOR 1	SECTOR 2	LAP TIME	MPH	DIFF	TIME OF DAY
1 -		34.067	2:11.525	73.68	7.824	15:16:08.575
2 -	1:30.922	34.375	2:05.297	77.34	1.596	15:18:13.872
3 -	1:28.753	34.948	2:03.701 (1)	78.34		15:20:17.573
4 -	1:29.536	34.757	2:04.293	77.97	0.592	15:22:21.866
5 -	1:29.628	34.499	2:04.127 (3)	78.07	0.426	15:24:25.993
6 -	1:29.352	34.681	2:04.033 (2)	78.13	0.332	15:26:30.026

BMCRC - MRO Championships 2022 - Rnd 4 @ Oulton Park

ACU Team Green Junior Cup & Senior 300

RACE 11 - SECTOR ANALYSIS



SECTOR 1 = FL to I1, SECTOR 2 = I1 to FL, DIFF = Difference To Personal Best Lap, P = Crossed Finish Line in Pit Lane, D = Time Disallowed

P7 77 J		Joe WHITE		Kawasaki NINJA 400 - Just In Graphics /MZ CONTRACTS/ Silver			
IDEAL LAP TIME : 2:03.201		BEST LAP TIME : 2:04.499		DIFFERENCE : 1.298			
LAP	SECTOR 1	SECTOR 2	LAP TIME	MPH	DIFF	TIME OF DAY	
1 -		33.553	2:09.070	75.08	4.571	15:16:06.120	
2 -	1:31.091	34.650	2:05.741	77.07	1.242	15:18:11.861	
3 -	1:30.426	34.618	2:05.044	77.50	0.545	15:20:16.905	
4 -	1:30.621	33.989	2:04.610 (3)	77.77	0.111	15:22:21.515	
5 -	1:30.433	34.066	2:04.499 (1)	77.84		15:24:26.014	
6 -	1:29.648	34.952	2:04.600 (2)	77.77	0.101	15:26:30.614	

P8 125 J		Ben JOLLIFFE		Kawasaki NINJA 300 -			
IDEAL LAP TIME : 2:04.149		BEST LAP TIME : 2:04.518		DIFFERENCE : 0.369			
LAP	SECTOR 1	SECTOR 2	LAP TIME	MPH	DIFF	TIME OF DAY	
1 -		34.008	2:09.861	74.62	5.343	15:16:06.911	
2 -	1:30.167	34.518	2:04.685 (2)	77.72	0.167	15:18:11.596	
3 -	1:30.483	34.603	2:05.086	77.47	0.568	15:20:16.682	
4 -	1:30.141	34.569	2:04.710 (3)	77.71	0.192	15:22:21.392	
5 -	1:30.998	34.155	2:05.153	77.43	0.635	15:24:26.545	
6 -	1:30.410	34.108	2:04.518 (1)	77.83		15:26:31.063	

P9 27 J		Felix DORLING		Kawasaki NINJA 400 - Kernow Controls			
IDEAL LAP TIME : 2:03.673		BEST LAP TIME : 2:04.230		DIFFERENCE : 0.557			
LAP	SECTOR 1	SECTOR 2	LAP TIME	MPH	DIFF	TIME OF DAY	
1 -		34.347	2:11.226	73.85	6.996	15:16:08.276	
2 -	1:30.938	34.148	2:05.086	77.47	0.856	15:18:13.362	
3 -	1:29.676	34.662	2:04.338 (3)	77.94	0.108	15:20:17.700	
4 -	1:30.037	34.277	2:04.314 (2)	77.95	0.084	15:22:22.014	
5 -	1:30.233	33.997	2:04.230 (1)	78.01		15:24:26.244	
6 -	1:31.105	33.998	2:05.103	77.46	0.873	15:26:31.347	

P10 95 J		Greg MARSHALL		Kawasaki NINJA 300 - Mum & Dad; HEL Performance			
IDEAL LAP TIME : 2:03.494		BEST LAP TIME : 2:03.901		DIFFERENCE : 0.407			
LAP	SECTOR 1	SECTOR 2	LAP TIME	MPH	DIFF	TIME OF DAY	
1 -		34.828	2:12.673	73.04	8.772	15:16:09.723	
2 -	1:29.989	34.248	2:04.237 (3)	78.00	0.336	15:18:13.960	
3 -	1:29.309	34.592	2:03.901 (1)	78.21		15:20:17.861	
4 -	1:30.830	34.346	2:05.176	77.42	1.275	15:22:23.037	
5 -	1:29.984	34.185	2:04.169 (2)	78.04	0.268	15:24:27.206	
6 -	1:30.304	34.427	2:04.731	77.69	0.830	15:26:31.937	

P11 118 J		Max HALL		Kawasaki NINJA 300 - Racecraft rider development			
IDEAL LAP TIME : 2:06.122		BEST LAP TIME : 2:06.122		DIFFERENCE : 0.000			
LAP	SECTOR 1	SECTOR 2	LAP TIME	MPH	DIFF	TIME OF DAY	
1 -		34.617	2:14.913	71.83	8.791	15:16:11.963	
2 -	1:32.396	34.737	2:07.133 (3)	76.22	1.011	15:18:19.096	
3 -	1:32.010	34.738	2:06.748 (2)	76.46	0.626	15:20:25.844	
4 -	1:32.952	36.190	2:09.142	75.04	3.020	15:22:34.986	
5 -	1:32.688	34.796	2:07.484	76.01	1.362	15:24:42.470	
6 -	1:31.577	34.545	2:06.122 (1)	76.84		15:26:48.592	

P12 141 J		Noah GUILLERY		Kawasaki NINJA 300 - MDM-R			
IDEAL LAP TIME : 2:06.040		BEST LAP TIME : 2:06.040		DIFFERENCE : 0.000			
LAP	SECTOR 1	SECTOR 2	LAP TIME	MPH	DIFF	TIME OF DAY	
1 -		34.814	2:14.693	71.95	8.653	15:16:11.743	
2 -	1:31.737	35.314	2:07.051 (3)	76.27	1.011	15:18:18.794	
3 -	1:31.734	35.220	2:06.954 (2)	76.33	0.914	15:20:25.748	
4 -	1:33.158	35.528	2:08.686	75.30	2.646	15:22:34.434	
5 -	1:33.682	34.981	2:08.663	75.32	2.623	15:24:43.097	
6 -	1:31.345	34.695	2:06.040 (1)	76.89		15:26:49.137	

BMCRC - MRO Championships 2022 - Rnd 4 @ Oulton Park

ACU Team Green Junior Cup & Senior 300

RACE 11 - SECTOR ANALYSIS



SECTOR 1 = FL to I1, SECTOR 2 = I1 to FL, DIFF = Difference To Personal Best Lap, P = Crossed Finish Line in Pit Lane, D = Time Disallowed

P13 32 S		Conor MURRAY		Kawasaki NINJA 300 -		
IDEAL LAP TIME : 2:06.317		BEST LAP TIME : 2:06.850		DIFFERENCE : 0.533		
LAP	SECTOR 1	SECTOR 2	LAP TIME	MPH	DIFF	TIME OF DAY
1 -		34.847	2:15.404	71.57	8.554	15:16:12.454
2 -	1:32.140	34.956	2:07.096 (3)	76.25	0.246	15:18:19.550
3 -	1:31.828	35.028	2:06.856 (2)	76.39	0.006	15:20:26.406
4 -	1:32.672	35.624	2:08.296	75.53	1.446	15:22:34.702
5 -	1:33.681	34.801	2:08.482	75.42	1.632	15:24:43.184
6 -	1:32.361	34.489	2:06.850 (1)	76.39		15:26:50.034

P14 10 S		Mike BRUNSDON		Kawasaki NINJA 400 - CF Fairford		
IDEAL LAP TIME : 2:06.108		BEST LAP TIME : 2:06.108		DIFFERENCE : 0.000		
LAP	SECTOR 1	SECTOR 2	LAP TIME	MPH	DIFF	TIME OF DAY
1 -		34.728	2:16.435	71.03	10.327	15:16:13.485
2 -	1:31.754	35.188	2:06.942 (3)	76.34	0.834	15:18:20.427
3 -	1:31.418	34.690	2:06.108 (1)	76.84		15:20:26.535
4 -	1:32.778	35.503	2:08.281	75.54	2.173	15:22:34.816
5 -	1:33.795	34.763	2:08.558	75.38	2.450	15:24:43.374
6 -	1:31.929	34.831	2:06.760 (2)	76.45	0.652	15:26:50.134

P15 70 S		Justin WHITE		Kawasaki NINJA 400 - Just In Graphics		
IDEAL LAP TIME : 2:06.867		BEST LAP TIME : 2:07.017		DIFFERENCE : 0.150		
LAP	SECTOR 1	SECTOR 2	LAP TIME	MPH	DIFF	TIME OF DAY
1 -		35.166	2:16.066	71.22	9.049	15:16:13.116
2 -	1:31.914	35.236	2:07.150 (2)	76.21	0.133	15:18:20.266
3 -	1:32.286	35.109	2:07.395 (3)	76.07	0.378	15:20:27.661
4 -	1:32.090	35.551	2:07.641	75.92	0.624	15:22:35.302
5 -	1:33.681	34.981	2:08.662	75.32	1.645	15:24:43.964
6 -	1:31.886	35.131	2:07.017 (1)	76.29		15:26:50.981

P16 311 J		Nathan-Ellis WARD		Kawasaki NINJA 300 - Zipped up racing		
IDEAL LAP TIME : 2:03.697		BEST LAP TIME : 2:04.111		DIFFERENCE : 0.414		
LAP	SECTOR 1	SECTOR 2	LAP TIME	MPH	DIFF	TIME OF DAY
1 -		34.087	2:12.106	73.35	7.995	15:16:09.156
2 -	1:30.919	34.277	2:05.196	77.40	1.085	15:18:14.352
3 -	1:29.627	34.484	2:04.111 (1)	78.08		15:20:18.463
4 -	1:29.610	34.677	2:04.287 (2)	77.97	0.176	15:22:22.750
5 -	1:52.382	34.958	2:27.340	65.77	23.229	15:24:50.090
6 -	1:30.155	34.418	2:04.573 (3)	77.79	0.462	15:26:54.663

P17 99 S		Elizabeth CLEAVER		Kawasaki NINJA 400 -		
IDEAL LAP TIME : 2:06.879		BEST LAP TIME : 2:07.033		DIFFERENCE : 0.154		
LAP	SECTOR 1	SECTOR 2	LAP TIME	MPH	DIFF	TIME OF DAY
1 -		35.163	2:19.183	69.62	12.150	15:16:16.233
2 -	1:33.562	35.530	2:09.092	75.07	2.059	15:18:25.325
3 -	1:32.400	35.017	2:07.417 (3)	76.05	0.384	15:20:32.742
4 -	1:32.437	34.858	2:07.295 (2)	76.13	0.262	15:22:40.037
5 -	1:33.230	35.141	2:08.371	75.49	1.338	15:24:48.408
6 -	1:32.554	34.479	2:07.033 (1)	76.28		15:26:55.441

P18 173 S		Jason HEANAN		Kawasaki NINJA 300 -		
IDEAL LAP TIME : 2:07.240		BEST LAP TIME : 2:07.845		DIFFERENCE : 0.605		
LAP	SECTOR 1	SECTOR 2	LAP TIME	MPH	DIFF	TIME OF DAY
1 -		35.408	2:19.837	69.30	11.992	15:16:16.887
2 -	1:34.064	35.090	2:09.154	75.03	1.309	15:18:26.041
3 -	1:33.374	35.297	2:08.671 (3)	75.31	0.826	15:20:34.712
4 -	1:32.821	36.479	2:09.300	74.95	1.455	15:22:44.012
5 -	1:33.051	35.102	2:08.153 (2)	75.62	0.308	15:24:52.165
6 -	1:32.150	35.695	2:07.845 (1)	75.80		15:27:00.010

BMCRC - MRO Championships 2022 - Rnd 4 @ Oulton Park

ACU Team Green Junior Cup & Senior 300

RACE 11 - SECTOR ANALYSIS



SECTOR 1 = FL to I1, SECTOR 2 = I1 to FL, DIFF = Difference To Personal Best Lap, P = Crossed Finish Line in Pit Lane, D = Time Disallowed

P19 66 S		Mark SMITH		Kawasaki NINJA 300 - MHP EXHAUST'S		
IDEAL LAP TIME : 2:08.306		BEST LAP TIME : 2:08.464		DIFFERENCE : 0.158		
LAP	SECTOR 1	SECTOR 2	LAP TIME	MPH	DIFF	TIME OF DAY
1 -		35.265	2:17.485	70.48	9.021	15:16:14.535
2 -	1:33.041	35.423	2:08.464 (1)	75.43		15:18:22.999
3 -	1:34.115	36.121	2:10.236 (3)	74.41	1.772	15:20:33.235
4 -	1:34.113	36.076	2:10.189 (2)	74.44	1.725	15:22:43.424
5 -	1:34.749	35.490	2:10.239	74.41	1.775	15:24:53.663
6 -	1:35.052	36.523	2:11.575	73.65	3.111	15:27:05.238

P20 58 J		Matthew WOOD		Kawasaki NINJA 300 -		
IDEAL LAP TIME : 2:08.279		BEST LAP TIME : 2:08.827		DIFFERENCE : 0.548		
LAP	SECTOR 1	SECTOR 2	LAP TIME	MPH	DIFF	TIME OF DAY
1 -		36.458	2:26.026	66.36	17.199	15:16:23.076
2 -	1:35.650	35.257	2:10.907	74.03	2.080	15:18:33.983
3 -	1:34.216	35.608	2:09.824	74.64	0.997	15:20:43.807
4 -	1:33.022	35.805	2:08.827 (1)	75.22		15:22:52.634
5 -	1:34.009	35.528	2:09.537 (3)	74.81	0.710	15:25:02.171
6 -	1:33.536	35.459	2:08.995 (2)	75.12	0.168	15:27:11.166

P21 44 J		Sam GREEN		Kawasaki NINJA 300 -		
IDEAL LAP TIME : 2:08.772		BEST LAP TIME : 2:09.077		DIFFERENCE : 0.305		
LAP	SECTOR 1	SECTOR 2	LAP TIME	MPH	DIFF	TIME OF DAY
1 -		36.189	2:22.857	67.83	13.780	15:16:19.907
2 -	1:36.254	36.411	2:12.665	73.05	3.588	15:18:32.572
3 -	1:35.023	36.010	2:11.033	73.96	1.956	15:20:43.605
4 -	1:33.490	35.718	2:09.208 (2)	75.00	0.131	15:22:52.813
5 -	1:34.035	35.410	2:09.445 (3)	74.86	0.368	15:25:02.258
6 -	1:33.795	35.282	2:09.077 (1)	75.08		15:27:11.335

P22 18 J		George HIGGINS		Kawasaki NINJA 400 - Aztec Racing		
IDEAL LAP TIME : 2:10.726		BEST LAP TIME : 2:10.944		DIFFERENCE : 0.218		
LAP	SECTOR 1	SECTOR 2	LAP TIME	MPH	DIFF	TIME OF DAY
1 -		36.274	2:21.761	68.36	10.817	15:16:18.811
2 -	1:36.833	36.388	2:13.221	72.74	2.277	15:18:32.032
3 -	1:36.973	35.928	2:12.901	72.92	1.957	15:20:44.933
4 -	1:34.798	36.146	2:10.944 (1)	74.01		15:22:55.877
5 -	1:35.298	36.153	2:11.451 (3)	73.72	0.507	15:25:07.328
6 -	1:35.071	35.975	2:11.046 (2)	73.95	0.102	15:27:18.374

P23 48 S		Kevin SABBARTON		Kawasaki NINJA 300 -		
IDEAL LAP TIME : 2:09.736		BEST LAP TIME : 2:10.089		DIFFERENCE : 0.353		
LAP	SECTOR 1	SECTOR 2	LAP TIME	MPH	DIFF	TIME OF DAY
1 -		36.467	2:24.888	66.88	14.799	15:16:21.938
2 -	1:38.173	35.639	2:13.812	72.42	3.723	15:18:35.750
3 -	1:36.058	35.749	2:11.807	73.52	1.718	15:20:47.557
4 -	1:34.240	35.849	2:10.089 (1)	74.49		15:22:57.646
5 -	1:34.807	35.496	2:10.303 (2)	74.37	0.214	15:25:07.949
6 -	1:34.945	35.745	2:10.690 (3)	74.15	0.601	15:27:18.639

P24 191 J		Craig DANCE		Kawasaki NINJA 300 -		
IDEAL LAP TIME : 2:11.069		BEST LAP TIME : 2:11.402		DIFFERENCE : 0.333		
LAP	SECTOR 1	SECTOR 2	LAP TIME	MPH	DIFF	TIME OF DAY
1 -		37.415	2:25.916	66.41	14.514	15:16:22.966
2 -	1:37.982	36.170	2:14.152	72.24	2.750	15:18:37.118
3 -	1:36.804	35.711	2:12.515	73.13	1.113	15:20:49.633
4 -	1:35.769	35.653	2:11.422 (2)	73.74	0.020	15:23:01.055
5 -	1:35.416	35.986	2:11.402 (1)	73.75		15:25:12.457
6 -	1:35.550	36.183	2:11.733 (3)	73.56	0.331	15:27:24.190

BMCRC - MRO Championships 2022 - Rnd 4 @ Oulton Park

ACU Team Green Junior Cup & Senior 300

RACE 11 - SECTOR ANALYSIS



SECTOR 1 = FL to I1, SECTOR 2 = I1 to FL, DIFF = Difference To Personal Best Lap, P = Crossed Finish Line in Pit Lane, D = Time Disallowed

P25 400 S		Stuart THURTLE		Kawasaki NINJA 400 - TeamTortoise Racing		
IDEAL LAP TIME : 2:11.990		BEST LAP TIME : 2:12.033		DIFFERENCE : 0.043		
LAP	SECTOR 1	SECTOR 2	LAP TIME	MPH	DIFF	TIME OF DAY
1 -		37.767	2:26.188	66.29	14.155	15:16:23.238
2 -	1:37.735	36.567	2:14.302	72.16	2.269	15:18:37.540
3 -	1:36.745	36.228	2:12.973 (3)	72.88	0.940	15:20:50.513
4 -	1:35.902	36.131	2:12.033 (1)	73.40		15:23:02.546
5 -	1:35.859	36.451	2:12.310 (2)	73.24	0.277	15:25:14.856
6 -	1:36.274	37.210	2:13.484	72.60	1.451	15:27:28.340

P26 69 J		Dan DEARING		Kawasaki NINJA -		
IDEAL LAP TIME : 2:14.897		BEST LAP TIME : 2:15.581		DIFFERENCE : 0.684		
LAP	SECTOR 1	SECTOR 2	LAP TIME	MPH	DIFF	TIME OF DAY
1 -		37.606	2:27.814	65.56	12.233	15:16:24.864
2 -	1:40.023	36.767	2:16.790	70.84	1.209	15:18:41.654
3 -	1:38.130	37.451	2:15.581 (1)	71.47		15:20:57.235
4 -	1:40.254	37.717	2:17.971	70.24	2.390	15:23:15.206
5 -	1:39.202	37.106	2:16.308 (3)	71.09	0.727	15:25:31.514
6 -	1:39.085	37.000	2:16.085 (2)	71.21	0.504	15:27:47.599

P27 4 S		Nigel FRANKLIN		Kawasaki NINJA - Jane Franklin		
IDEAL LAP TIME : 2:15.855		BEST LAP TIME : 2:15.996		DIFFERENCE : 0.141		
LAP	SECTOR 1	SECTOR 2	LAP TIME	MPH	DIFF	TIME OF DAY
1 -		38.025	2:27.464	65.71	11.468	15:16:24.514
2 -	1:39.005	37.435	2:16.440 (2)	71.02	0.444	15:18:40.954
3 -	1:38.420	37.576	2:15.996 (1)	71.26		15:20:56.950
4 -	1:40.244	37.438	2:17.682	70.38	1.686	15:23:14.632
5 -	1:39.033	37.645	2:16.678	70.90	0.682	15:25:31.310
6 -	1:38.814	37.749	2:16.563 (3)	70.96	0.567	15:27:47.873

P28 14 J		Maryann McCARTNEY		Kawasaki NINJA 300 - McCartney Racing		
IDEAL LAP TIME : 2:26.974		BEST LAP TIME : 2:27.699		DIFFERENCE : 0.725		
LAP	SECTOR 1	SECTOR 2	LAP TIME	MPH	DIFF	TIME OF DAY
1 -		39.945	2:36.656	61.86	8.957	15:16:33.706
2 -	1:49.096	41.036	2:30.132	64.55	2.433	15:19:03.838
3 -	1:48.615	39.892	2:28.507 (3)	65.25	0.808	15:21:32.345
4 -	1:47.744	40.727	2:28.471 (2)	65.27	0.772	15:24:00.816
5 -	1:47.082	40.617	2:27.699 (1)	65.61		15:26:28.515

P29 0 J		Sam ATKINSON		Kawasaki NINJA 400 -		
IDEAL LAP TIME : 2:28.019		BEST LAP TIME : 2:28.270		DIFFERENCE : 0.251		
LAP	SECTOR 1	SECTOR 2	LAP TIME	MPH	DIFF	TIME OF DAY
1 -		41.239	2:40.776	60.27	12.506	15:16:37.826
2 -	1:49.123	41.010	2:30.133	64.55	1.863	15:19:07.959
3 -	1:48.368	39.902	2:28.270 (1)	65.36		15:21:36.229
4 -	1:48.117	40.189	2:28.306 (2)	65.34	0.036	15:24:04.535
5 -	1:48.618	40.220	2:28.838 (3)	65.11	0.568	15:26:33.373

P30 23 S		Saskya BUSH		Kawasaki NINJA 300 -		
IDEAL LAP TIME : 2:27.362		BEST LAP TIME : 2:28.126		DIFFERENCE : 0.764		
LAP	SECTOR 1	SECTOR 2	LAP TIME	MPH	DIFF	TIME OF DAY
1 -		41.401	2:42.430	59.66	14.304	15:16:39.480
2 -	1:50.606	41.229	2:31.835	63.82	3.709	15:19:11.315
3 -	1:49.418	41.041	2:30.459 (3)	64.41	2.333	15:21:41.774
4 -	1:48.358	40.310	2:28.668 (2)	65.18	0.542	15:24:10.442
5 -	1:47.052	41.074	2:28.126 (1)	65.42		15:26:38.568

BMCRC - MRO Championships 2022 - Rnd 4 @ Oulton Park

ACU Team Green Junior Cup & Senior 300

RACE 11 - SECTOR ANALYSIS



SECTOR 1 = FL to I1, SECTOR 2 = I1 to FL, DIFF = Difference To Personal Best Lap, P = Crossed Finish Line in Pit Lane, D = Time Disallowed

P31 73 S		Jemma HANNAFORD		Kawasaki NINJA 300 -		
IDEAL LAP TIME : 2:11.255		BEST LAP TIME : 2:11.255		DIFFERENCE : 0.000		
LAP	SECTOR 1	SECTOR 2	LAP TIME	MPH	DIFF	TIME OF DAY
1 -		36.245	2:22.506	68.00	11.251	15:16:19.556
2 -	1:39.913	36.050	2:15.963	71.27	4.708	15:18:35.519
3 -	1:37.070	35.736	2:12.806 (3)	72.97	1.551	15:20:48.325
4 -	1:35.761	35.494	2:11.255 (1)	73.83		15:22:59.580
5 -	1:36.748	36.040	2:12.788 (2)	72.98	1.533	15:25:12.368

P32 67 J		Iwan JONES		Kawasaki NINJA 300 - Danosh Services Ltd		
IDEAL LAP TIME : 2:03.035		BEST LAP TIME : 2:03.665		DIFFERENCE : 0.630		
LAP	SECTOR 1	SECTOR 2	LAP TIME	MPH	DIFF	TIME OF DAY
1 -		34.118	2:13.043	72.84	9.378	15:16:10.093
2 -	1:30.456	33.831	2:04.287 (3)	77.97	0.622	15:18:14.380
3 -	1:29.204	34.461	2:03.665 (1)	78.36		15:20:18.045
4 -	1:29.947	34.211	2:04.158 (2)	78.05	0.493	15:22:22.203

P33 91 J		Sam HIRST		Kawasaki NINJA - Valley Racing		
IDEAL LAP TIME :		BEST LAP TIME :		DIFFERENCE :		
LAP	SECTOR 1	SECTOR 2	LAP TIME	MPH	DIFF	TIME OF DAY
1 -		33.822	2:06.386	76.67		15:16:03.436

BMCRC - MRO Championships 2022 - Rnd 4 @ Oulton Park

ACU Team Green Junior Cup & Senior 300

RACE 11 - BEST SECTORS

SECTOR 1			SECTOR 2			IDEAL / BEST COMPARISON						
POS	NO	NAME	TIME	NO	NAME	TIME	POS	NO	NAME	IDEAL	BEST	DIFF
									PERFECT LAP	2:00.249		
1	777	HARDY	1:27.097	8	ATKINSON	33.152	1	8	ATKINSON	2:00.297	2:00.297	0.000
2	60	DOCHERTY	1:27.129	131	MELLOR	33.174	2	777	HARDY	2:00.400	2:00.400	0.000
3	8	ATKINSON	1:27.145	777	HARDY	33.303	3	60	DOCHERTY	2:00.605	2:00.605	0.000
4	35	WESTON	1:27.377	35	WESTON	33.358	4	35	WESTON	2:00.735	2:00.735	0.000
5	131	MELLOR	1:27.690	60	DOCHERTY	33.476	5	131	MELLOR	2:00.864	2:00.990	0.126
6	20	MUIR	1:28.753	77	WHITE	33.553	6	20	MUIR	2:02.820	2:03.701	0.881
7	67	JONES	1:29.204	91	HIRST	33.822	7	67	JONES	2:03.035	2:03.665	0.630
8	95	MARSHALL	1:29.309	67	JONES	33.831	8	77	WHITE	2:03.201	2:04.499	1.298
9	311	WARD	1:29.610	27	DORLING	33.997	9	95	MARSHALL	2:03.494	2:03.901	0.407
10	77	WHITE	1:29.648	125	JOLLIFFE	34.008	10	27	DORLING	2:03.673	2:04.230	0.557
11	27	DORLING	1:29.676	20	MUIR	34.067	11	311	WARD	2:03.697	2:04.111	0.414
12	125	JOLLIFFE	1:30.141	311	WARD	34.087	12	125	JOLLIFFE	2:04.149	2:04.518	0.369
13	141	GUILLERY	1:31.345	95	MARSHALL	34.185	13	141	GUILLERY	2:06.040	2:06.040	0.000
14	10	BRUNSDON	1:31.418	99	CLEAVER	34.479	14	10	BRUNSDON	2:06.108	2:06.108	0.000
15	118	HALL	1:31.577	32	MURRAY	34.489	15	118	HALL	2:06.122	2:06.122	0.000
16	32	MURRAY	1:31.828	118	HALL	34.545	16	32	MURRAY	2:06.317	2:06.850	0.533
17	70	WHITE	1:31.886	10	BRUNSDON	34.690	17	70	WHITE	2:06.867	2:07.017	0.150
18	173	HEANAN	1:32.150	141	GUILLERY	34.695	18	99	CLEAVER	2:06.879	2:07.033	0.154
19	99	CLEAVER	1:32.400	70	WHITE	34.981	19	173	HEANAN	2:07.240	2:07.845	0.605
20	58	WOOD	1:33.022	173	HEANAN	35.090	20	58	WOOD	2:08.279	2:08.827	0.548
21	66	SMITH	1:33.041	58	WOOD	35.257	21	66	SMITH	2:08.306	2:08.464	0.158
22	44	GREEN	1:33.490	66	SMITH	35.265	22	44	GREEN	2:08.772	2:09.077	0.305
23	48	SABBARTON	1:34.240	44	GREEN	35.282	23	48	SABBARTON	2:09.736	2:10.089	0.353
24	18	HIGGINS	1:34.798	73	HANNAFORD	35.494	24	18	HIGGINS	2:10.726	2:10.944	0.218
25	191	DANCE	1:35.416	48	SABBARTON	35.496	25	191	DANCE	2:11.069	2:11.402	0.333
26	73	HANNAFORD	1:35.761	191	DANCE	35.653	26	73	HANNAFORD	2:11.255	2:11.255	0.000
27	400	THURTL	1:35.859	18	HIGGINS	35.928	27	400	THURTL	2:11.990	2:12.033	0.043
28	69	DEARING	1:38.130	400	THURTL	36.131	28	69	DEARING	2:14.897	2:15.581	0.684
29	4	FRANKLIN	1:38.420	69	DEARING	36.767	29	4	FRANKLIN	2:15.855	2:15.996	0.141
30	23	BUSH	1:47.052	4	FRANKLIN	37.435	30	14	McCARTNEY	2:26.974	2:27.699	0.725
31	14	McCARTNEY	1:47.082	14	McCARTNEY	39.892	31	23	BUSH	2:27.362	2:28.126	0.764
32	0	ATKINSON	1:48.117	0	ATKINSON	39.902	32	0	ATKINSON	2:28.019	2:28.270	0.251
33				23	BUSH	40.310	33	91	HIRST			
34												
35												
36												

BMCRC - MRO Championships 2022 - Rnd 4 @ Oulton Park

ACU Team Green Junior Cup & Senior 300

RACE 11 - STATISTICS

Competitors Started 36
Planned Start 2022-06-03 @ 14:50:00.000
Actual Start 2022-06-03 @ 15:13:57.049
Finish Time 2022-06-03 @ 15:26:15.317
Track Length 2.6920mi.
Total Laps 187
Total Distance Covered 503.4093mi.

Session Fastest Lap History

NO	CL	NAME	LAP TIME	TIME OF DAY	LAP	VEHICLE
777	J	Maximus HARDY	2:03.442	15:18:07.960	2	Kawasaki NINJA 400
8	S	Phil ATKINSON	2:02.442	15:18:08.152	2	Kawasaki NINJA 400
60	J	Lennon DOCHERTY	2:02.408	15:18:08.230	2	Kawasaki NINJA 400
60	J	Lennon DOCHERTY	2:00.605	15:22:11.468	4	Kawasaki NINJA 400
777	J	Maximus HARDY	2:00.400	15:22:11.600	4	Kawasaki NINJA 400
8	S	Phil ATKINSON	2:00.297	15:22:11.660	4	Kawasaki NINJA 400

Session Leader History

NO	CL	NAME	FROM LAP	LAPS LED	DISTANCE	VEHICLE
91	J	Sam HIRST	1	1	2.69 miles	Kawasaki NINJA
777	J	Maximus HARDY	2	1	2.69 miles	Kawasaki NINJA 400
60	J	Lennon DOCHERTY	3	4	10.76 miles	Kawasaki NINJA 400

Flag History

TYPE	TIME OF DAY
GREEN	15:13:57.049
FINISH	15:26:15.317

Flag Statistics

TYPE	COUNT	TOTAL LAPS	TOTAL TIME
Green	1	6	14:13.342
Red	0	0	0.000
Safety Car	0	0	0.000
FCY	0	0	0.000

BMCRC - MRO Championships 2022 - Rnd 4 @ Oulton Park

ACU Team Green Junior Cup & Senior 300

RACE 11 - STATISTICS

CLASS : J

24 Starters

Fastest Lap History

NO	NAME	LAP TIME	TIME OF DAY	LAP	VEHICLE
777	Maximus HARDY	2:03.442	15:18:07.960	2	Kawasaki NINJA 400
60	Lennon DOCHERTY	2:02.408	15:18:08.230	2	Kawasaki NINJA 400
60	Lennon DOCHERTY	2:00.605	15:22:11.468	4	Kawasaki NINJA 400
777	Maximus HARDY	2:00.400	15:22:11.600	4	Kawasaki NINJA 400

Leader History

NO	NAME	FROM LAP	LAPS LED	DISTANCE	VEHICLE
91	Sam HIRST	1	1	2.69 miles	Kawasaki NINJA
777	Maximus HARDY	2	1	2.69 miles	Kawasaki NINJA 400
60	Lennon DOCHERTY	3	4	10.76 miles	Kawasaki NINJA 400

BMCRC - MRO Championships 2022 - Rnd 4 @ Oulton Park

ACU Team Green Junior Cup & Senior 300

RACE 11 - STATISTICS

CLASS : S

12 Starters

Fastest Lap History

NO	NAME	LAP TIME	TIME OF DAY	LAP	VEHICLE
8	Phil ATKINSON	2:02.442	15:18:08.152	2	Kawasaki NINJA 400
8	Phil ATKINSON	2:00.297	15:22:11.660	4	Kawasaki NINJA 400

Leader History

NO	NAME	FROM LAP	LAPS LED	DISTANCE	VEHICLE
8	Phil ATKINSON	1	6	16.15 miles	Kawasaki NINJA 400

BMCRC - MRO Championships 2022 - Rnd 4 @ Oulton Park



ACU Team Green Junior Cup & Senior 300

RACE 1 - GRID (8 Laps)



ROW 13				37	97 Ben PLATT		
ROW 12	36	0 Sam ATKINSON 2:28.270	35	23 Saskya BUSH 2:28.126	34	14 Maryann McCARTNEY 2:27.699	
ROW 11		33	4 Nigel FRANKLIN 2:15.996	32	69 Dan DEARING 2:15.581	31	400 Stuart THURTLÉ 2:12.033
ROW 10	30	191 Craig DANCE 2:11.402	29	73 Jemma HANNAFORD 2:11.255	28	18 George HIGGINS 2:10.944	
ROW 9		27	48 Kevin SABBARTON 2:10.089	26	34 Oliver ARBON 2:09.077	25	44 Sam GREEN
ROW 8	24	58 Matthew WOOD 2:08.827	23	66 Mark SMITH 2:08.464	22	173 Jason HEANAN 2:07.845	
ROW 7		21	99 Elizabeth CLEAVER 2:07.033	20	70 Justin WHITE 2:07.017	19	32 Conor MURRAY 2:06.850
ROW 6	18	118 Max HALL 2:06.122	17	10 Mike BRUNSDON 2:06.108	16	141 Noah GUILLERY 2:06.040	
ROW 5		15	31 Robbie PARK 2:04.518	14	125 Ben JOLLIFFE 2:04.499	13	77 Joe WHITE
ROW 4	12	27 Felix DORLING 2:04.230	11	311 Nathan-Ellis WARD 2:04.111	10	95 Greg MARSHALL 2:03.901	
ROW 3		9	20 Jack MUIR 2:03.701	8	19 James O'MARA	7	91 Sam HIRST
ROW 2	6	67 Iwan JONES 2:03.665	5	131 Dylan MELLOR 2:00.990	4	35 Zack WESTON 2:00.735	
ROW 1		3	60 Lennon DOCHERTY 2:00.605	2	777 Maximus HARDY 2:00.400	1	8 Phil ATKINSON 2:00.297
Pole							

Oulton Park International: 2.6920 miles

These results are provisional until the conclusion of any judicial and technical matters.

Clerk Of Course :	Stewards :	Timekeeper : Richard Evans
-------------------	------------	----------------------------

Results can be found at www.tsl-timing.com

Printed - 16:02 Friday, 03 June 2022



BMCRC - MRO Championships 2022 - Rnd 4 @ Oulton Park



ACU Team Green Junior Cup & Senior 300

RACE 1 - CLASSIFICATION

Kawasaki

POS	NO	CL	PIC NAME	ENTRY	LAPS	TIME	GAP	DIFF	MPH	BEST	ON
1	8	S	1 Phil ATKINSON	Kawasaki NINJA 400 - ROSE MOT/Q Oil Treatments	8	16:09.162			79.99	1:59.806	8
2	777	J	1 Maximus HARDY	Kawasaki NINJA 400 - DAD	8	16:09.734	0.572	0.572	79.95	1:59.969	7
3	35	J	2 Zack WESTON	Kawasaki NINJA 400 - NW Racing	8	16:10.494	1.332	0.760	79.88	1:59.588	7
4	91*	J	3 Sam HIRST	Kawasaki NINJA - Valley Racing	8	16:24.011	14.849	13.517	78.79	2:00.219	4
5	19	J	4 James O'MARA	Kawasaki NINJA 400 - BRP Machining Ltd	8	16:25.717	16.555	1.706	78.65	2:00.354	4
6	311	J	5 Nathan-Ellis WARD	Kawasaki NINJA 300 - Zipped up racing	8	16:31.355	22.193	5.638	78.20	2:01.258	2
7	77	J	6 Joe WHITE	Kawasaki NINJA 400 - Just In Graphics /MZ CONTR	8	16:33.318	24.156	1.963	78.05	2:02.315	8
8	125	J	7 Ben JOLLIFFE	Kawasaki NINJA 300 -	8	16:39.672	30.510	6.354	77.55	2:03.335	7
9	31	J	8 Robbie PARK	Kawasaki NINJA - Friends & Family	8	16:42.336	33.174	2.664	77.34	2:03.531	4
10	27	J	9 Felix DORLING	Kawasaki NINJA 400 - Kernow Controls	8	16:42.432	33.270	0.096	77.34	2:03.595	6
11	97	J	10 Ben PLATT	Kawasaki NINJA 400 - adss ltd	8	16:46.551	37.389	4.119	77.02	2:03.136	6
12	95	J	11 Greg MARSHALL	Kawasaki NINJA 300 - Mum & Dad; HEL Performanc	8	16:46.783	37.621	0.232	77.00	2:04.645	3
13	34	J	12 Oliver ARBON	Kawasaki NINJA 400 - It plumbing and heating	8	16:48.678	39.516	1.895	76.86	2:03.749	6
14	141	J	13 Noah GULLERY	Kawasaki NINJA 300 - MDM-R	8	16:50.130	40.968	1.452	76.75	2:03.820	6
15	10	S	2 Mike BRUNSDON	Kawasaki NINJA 400 - CF Fairford	8	16:55.321	46.159	5.191	76.36	2:04.928	3
16	44	J	14 Sam GREEN	Kawasaki NINJA 300 -	8	16:58.277	49.115	2.956	76.13	2:04.566	6
17	32	S	3 Conor MURRAY	Kawasaki NINJA 300 -	8	17:02.006	52.844	3.729	75.86	2:05.802	6
18	99	S	4 Elizabeth CLEAVER	Kawasaki NINJA 400 -	8	17:02.103	52.941	0.097	75.85	2:05.677	6
19	118*	J	15 Max HALL	Kawasaki NINJA 300 - Racecraft rider development	8	17:05.428	56.266	3.325	75.60	2:04.226	5
20	58*	J	16 Matthew WOOD	Kawasaki NINJA 300 -	8	17:13.074	1:03.912	7.646	75.04	2:06.121	6
21	173	S	5 Jason HEANAN	Kawasaki NINJA 300 -	8	17:25.380	1:16.218	12.306	74.16	2:08.031	3
22	191	J	17 Craig DANCE	Kawasaki NINJA 300 -	8	17:33.574	1:24.412	8.194	73.58	2:08.631	5
23	18	J	18 George HIGGINS	Kawasaki NINJA 400 - Aztec Racing	8	17:33.770	1:24.608	0.196	73.57	2:09.570	8
24	66	S	6 Mark SMITH	Kawasaki NINJA 300 - MHP EXHAUST'S	8	17:34.025	1:24.863	0.255	73.55	2:09.439	8
25	48	S	7 Kevin SABBARTON	Kawasaki NINJA 300 -	8	17:34.353	1:25.191	0.328	73.53	2:09.416	7
26	400	S	8 Stuart THURTL	Kawasaki NINJA 400 - TeamTortoise Racing	8	17:35.498	1:26.336	1.145	73.45	2:09.579	8
27	73	S	9 Jemma HANNAFORD	Kawasaki NINJA 300 -	8	17:35.883	1:26.721	0.385	73.42	2:09.055	6
28	69	J	19 Dan DEARING	Kawasaki NINJA -	8	18:11.421	2:02.259	35.538	71.03	2:12.851	2
29	4	S	10 Nigel FRANKLIN	Kawasaki NINJA - Jane Franklin	7	16:10.890	1 Lap	1 Lap	69.87	2:16.832	6
30	14	J	20 Maryann McCARTNEY	Kawasaki NINJA 300 - McCartney Racing	7	16:59.364	1 Lap	48.474	66.55	2:21.126	6
31	23	S	11 Saskya BUSH	Kawasaki NINJA 300 -	7	17:17.236	1 Lap	17.872	65.40	2:22.642	5

NOT CLASSIFIED

DNF	131	J	Dylan MELLOR	Kawasaki NINJA 300 - BDS Motorcycles	7	14:09.433	1 Lap		79.86	1:59.973	6
DNF	0	J	Sam ATKINSON	Kawasaki NINJA 400 -	5	12:16.940	3 Laps	2 Laps	65.75	2:24.203	3
DNF	60	J	Lennon DOCHERTY	Kawasaki NINJA 400 - Doc Fit Training	4	8:08.645	4 Laps	1 Lap	79.33	1:59.434	4
DNF	70	S	Justin WHITE	Kawasaki NINJA 400 - Just In Graphics	3	6:29.521	5 Laps	1 Lap	74.63	2:06.427	2
DNF	20	J	Jack MUIR	Kawasaki NINJA 400 -	2	4:12.167	6 Laps	1 Lap	76.86	2:02.676	2

FASTEST LAP

60	J	Lennon DOCHERTY	Kawasaki NINJA 400 - Doc Fit Training	4	1:59.434	81.14 mph	130.58 kph
8	S	Phil ATKINSON	Kawasaki NINJA 400 - ROSE MOT/Q Oil Treatments	8	1:59.806	80.89 mph	130.18 kph

#58, #91 & #118 - 10 Second Penalty - Jump start.

Class S - 92.5% of Race Speed = 73.99 mph

Class J - 92.5% of Race Speed = 73.95 mph

Weather / Track : Cloudy / Dry

These results are provisional until the conclusion of any judicial and technical matters.

Race Distance: 8 Laps / 21.53 miles
Oulton Park International: 2.6920 miles
Date: 04/06/2022 Start: 08:56 Finish: 09:13

Clerk Of Course :	Stewards :	Timekeeper : Richard Evans
-------------------	------------	----------------------------

Results can be found at www.tsl-timing.com

Printed - 09:22 Saturday, 04 June 2022



BMCRC - MRO Championships 2022 - Rnd 4 @ Oulton Park

ACU Team Green Junior Cup & Senior 300

RACE 1 - LAP CHART

LAP 1 @ 08:58:57.029

NO	BEHIND	LAP TIME
60		2:05.659
777	0.164	2:05.823
35	0.359	2:06.018
8	0.629	2:06.288
91	1.332	2:06.991
19	1.762	2:07.421
131	2.106	2:07.765
311	2.455	2:08.114
77	3.614	2:09.273
20	3.832	2:09.491
125	3.918	2:09.577
27	6.025	2:11.684
95	6.797	2:12.456
31	6.833	2:12.492
10	7.108	2:12.767
34	8.305	2:13.964
32	8.585	2:14.244
97	8.642	2:14.301
141	9.027	2:14.686
118	9.231	2:14.890
70	10.395	2:16.054
99	11.172	2:16.831
44	11.307	2:16.966
58	11.341	2:17.000
173	12.911	2:18.570
18	14.851	2:20.510
48	15.052	2:20.711
400	15.156	2:20.815
66	15.403	2:21.062
73	16.461	2:22.120
191	17.543	2:23.202
69	18.304	2:23.963
4	21.349	2:27.008
0	26.418	2:32.077
14	27.565	2:33.224
23	36.159	2:41.818

LAP 2 @ 09:00:58.714

NO	BEHIND	LAP TIME
777		2:01.521
8	0.091	2:01.147
35	0.295	2:01.621
60	0.524	2:02.209
19	0.661	2:00.584
131	1.009	2:00.588
91	1.366	2:01.719
311	2.028	2:01.258
20	4.823	2:02.676
77	5.483	2:03.554
125	5.590	2:03.357
27	8.180	2:03.840
31	9.132	2:03.984
95	10.349	2:05.237
10	10.616	2:05.193
97	12.863	2:05.906
34	13.456	2:06.836
141	13.942	2:06.600
118	14.258	2:06.712
70	15.137	2:06.427
32	15.848	2:08.948
44	16.422	2:06.800
58	16.510	2:06.854
99	17.001	2:07.514

173	20.158	2:08.932
18	24.953	2:11.787
48	25.200	2:11.833
66	25.323	2:11.605
400	25.810	2:12.339
73	27.440	2:12.664
191	28.162	2:12.304
69	29.470	2:12.851
4	37.413	2:17.749
0	51.268	2:26.535
14	54.430	2:28.550
23	1:03.329	2:28.855

LAP 3 @ 09:02:59.285

NO	BEHIND	LAP TIME
777		2:00.571
8	0.019	2:00.499
19	0.477	2:00.387
131	0.584	2:00.146
35	0.777	2:01.053
60	1.296	2:01.343
91	1.477	2:00.682
311	3.093	2:01.636
77	7.990	2:03.078
125	8.479	2:03.460
27	11.644	2:04.035
31	12.419	2:03.858
95	14.423	2:04.645
10	14.973	2:04.928
97	17.542	2:05.250
34	18.769	2:05.884
118	19.406	2:05.719
141	19.649	2:06.278
70	21.606	2:07.040
44	22.049	2:06.198
32	22.136	2:06.859
58	22.336	2:06.397
99	22.764	2:06.334
173	27.618	2:08.031
66	35.077	2:10.325
18	35.926	2:11.544
400	36.904	2:11.665
48	37.269	2:12.640
191	37.927	2:10.336
73	38.115	2:11.246
69	43.684	2:14.785
4	54.217	2:17.375
0	1:14.900	2:24.203
14	1:20.001	2:26.142
23	1:31.820	2:29.062

LAP 4 @ 09:04:59.848

NO	BEHIND	LAP TIME
777		2:00.563
131	0.102	2:00.081
8	0.103	2:00.647
60	0.167	1:59.434
19	0.268	2:00.354
35	0.637	2:00.423
91	1.133	2:00.219
311	5.142	2:02.612
77	11.777	2:04.350
125	11.889	2:03.973
27	14.680	2:03.599
31	15.387	2:03.531

95	18.928	2:05.068
10	19.561	2:05.151
97	22.604	2:05.625
34	23.818	2:05.612
141	24.248	2:05.162
118	24.426	2:05.583
44	27.627	2:06.141
58	28.511	2:06.738
99	29.235	2:07.034
32	29.493	2:07.920
173	35.579	2:08.524
66	45.460	2:10.946
18	45.941	2:10.578
400	46.880	2:10.539
48	47.113	2:10.407
191	48.041	2:10.677
73	48.260	2:10.708
69	59.830	2:16.709
4	1:11.011	2:17.357
0	1:41.242	2:26.905
14	1:42.020	2:22.582
23	1:58.751	2:27.494

LAP 5 @ 09:07:00.720

NO	BEHIND	LAP TIME
777		2:00.872
131	0.044	2:00.814
8	0.062	2:00.831
35	0.411	2:00.646
91	0.938	2:00.677
19	3.180	2:03.784
311	8.252	2:03.982
77	15.018	2:04.113
125	15.224	2:04.207
27	18.051	2:04.243
31	18.390	2:03.875
95	23.042	2:04.986
10	25.078	2:06.389
97	26.196	2:04.464
34	26.833	2:03.887
141	27.262	2:03.886
118	27.780	2:04.226
44	32.374	2:05.619
58	33.834	2:06.195
32	34.779	2:06.158
99	35.282	2:06.919
173	46.102	2:11.395
18	54.904	2:09.835
66	55.331	2:10.743
191	55.800	2:08.631
400	56.082	2:10.074
48	56.615	2:10.374
73	57.382	2:09.994
69	1:14.880	2:15.922
4	1:27.045	2:16.906

LAP 6 @ 09:09:00.644

NO	BEHIND	LAP TIME
8		1:59.862
131	0.093	1:59.973
777	0.191	2:00.115
35	0.674	2:00.187
91	1.443	2:00.429
19	4.981	2:01.725
14	1 Lap	2:24.238

0	1 Lap	2:27.220
311	12.437	2:04.109
77	18.931	2:03.837
125	19.038	2:03.738
23	1 Lap	2:22.642
27	21.722	2:03.595
31	22.578	2:04.112
95	27.908	2:04.790
97	29.408	2:03.136
34	30.658	2:03.749
10	31.059	2:05.905
141	31.158	2:03.820
118	32.181	2:04.325
44	37.016	2:04.566
58	40.031	2:06.121
32	40.657	2:05.802
99	41.035	2:05.677
173	56.336	2:10.158
18	1:04.712	2:09.732
66	1:04.951	2:09.544
191	1:05.407	2:09.531
48	1:06.130	2:09.439
400	1:06.260	2:10.102
73	1:06.513	2:09.055
69	1:29.816	2:14.860
4	1:43.953	2:16.832

LAP 7 @ 09:11:00.726

NO	BEHIND	LAP TIME
8		2:00.082
131	0.077	2:00.066
777	0.078	1:59.969
35	0.180	1:59.588
91	2.321	2:00.960
19	7.705	2:02.806
311	16.916	2:04.561
77	21.647	2:02.798
125	22.291	2:03.335
14	1 Lap	2:21.126
27	27.343	2:05.703
31	28.347	2:05.851
97	32.462	2:03.136
95	32.695	2:04.869
34	34.862	2:04.286
141	35.229	2:04.153
10	37.663	2:06.686
118	37.926	2:05.827
44	43.124	2:06.190
23	1 Lap	2:23.641
58	46.158	2:06.209
32	46.412	2:05.837
99	46.641	2:05.688
173	1:06.132	2:09.878
191	1:14.434	2:09.109
18	1:14.844	2:10.214
66	1:15.230	2:10.361
48	1:15.464	2:09.416
400	1:16.563	2:10.385
73	1:16.648	2:10.217
69	1:45.872	2:16.138

LAP 8 @ 09:13:00.532

NO	BEHIND	LAP TIME
8		1:59.806
777	0.572	2:00.300

BMCRC - MRO Championships 2022 - Rnd 4 @ Oulton Park

ACU Team Green Junior Cup & Senior 300

RACE 1 - SECTOR ANALYSIS



SECTOR 1 = FL to I1, SECTOR 2 = I1 to FL, DIFF = Difference To Personal Best Lap, P = Crossed Finish Line in Pit Lane, D = Time Disallowed

P1		8 S		Phil ATKINSON		Kawasaki NINJA 400 - ROSE MOT/Q Oil Treatments	
IDEAL LAP TIME : 1:59.629		BEST LAP TIME : 1:59.806		DIFFERENCE : 0.177			
LAP	SECTOR 1	SECTOR 2	LAP TIME	MPH	DIFF	TIME OF DAY	
1 -		33.593	2:06.288	76.73	6.482	08:58:57.658	
2 -	1:27.286	33.861	2:01.147	79.99	1.341	09:00:58.805	
3 -	1:26.969	33.530	2:00.499	80.42	0.693	09:02:59.304	
4 -	1:26.855	33.792	2:00.647	80.32	0.841	09:04:59.951	
5 -	1:27.220	33.611	2:00.831	80.20	1.025	09:07:00.782	
6 -	1:26.669	33.193	1:59.862 (2)	80.85	0.056	09:09:00.644	
7 -	1:26.436	33.646	2:00.082 (3)	80.70	0.276	09:11:00.726	
8 -	1:26.520	33.286	1:59.806 (1)	80.89		09:13:00.532	

P2		777 J		Maximus HARDY		Kawasaki NINJA 400 - DAD	
IDEAL LAP TIME : 1:59.334		BEST LAP TIME : 1:59.969		DIFFERENCE : 0.635			
LAP	SECTOR 1	SECTOR 2	LAP TIME	MPH	DIFF	TIME OF DAY	
1 -		33.860	2:05.823	77.02	5.854	08:58:57.193	
2 -	1:27.655	33.866	2:01.521	79.75	1.552	09:00:58.714	
3 -	1:26.919	33.652	2:00.571	80.37	0.602	09:02:59.285	
4 -	1:26.879	33.684	2:00.563	80.38	0.594	09:04:59.848	
5 -	1:26.692	34.180	2:00.872	80.17	0.903	09:07:00.720	
6 -	1:26.524	33.591	2:00.115 (2)	80.68	0.146	09:09:00.835	
7 -	1:26.253	33.716	1:59.969 (1)	80.78		09:11:00.804	
8 -	1:27.219	33.081	2:00.300 (3)	80.55	0.331	09:13:01.104	

P3		35 J		Zack WESTON		Kawasaki NINJA 400 - NW Racing	
IDEAL LAP TIME : 1:59.588		BEST LAP TIME : 1:59.588		DIFFERENCE : 0.000			
LAP	SECTOR 1	SECTOR 2	LAP TIME	MPH	DIFF	TIME OF DAY	
1 -		33.607	2:06.018	76.90	6.430	08:58:57.388	
2 -	1:27.919	33.702	2:01.621	79.68	2.033	09:00:59.009	
3 -	1:27.566	33.487	2:01.053	80.05	1.465	09:03:00.062	
4 -	1:27.451	32.972	2:00.423 (3)	80.47	0.835	09:05:00.485	
5 -	1:27.358	33.288	2:00.646	80.32	1.058	09:07:01.131	
6 -	1:27.153	33.034	2:00.187 (2)	80.63	0.599	09:09:01.318	
7 -	1:26.628	32.960	1:59.588 (1)	81.03		09:11:00.906	
8 -	1:27.430	33.528	2:00.958	80.12	1.370	09:13:01.864	

P4		91 J		Sam HIRST		Kawasaki NINJA - Valley Racing	
IDEAL LAP TIME : 2:00.006		BEST LAP TIME : 2:00.219		DIFFERENCE : 0.213			
LAP	SECTOR 1	SECTOR 2	LAP TIME	MPH	DIFF	TIME OF DAY	
1 -		33.693	2:06.991	76.31	6.772	08:58:58.361	
2 -	1:27.875	33.844	2:01.719	79.62	1.500	09:01:00.080	
3 -	1:27.268	33.414	2:00.682	80.30	0.463	09:03:00.762	
4 -	1:27.284	32.935	2:00.219 (1)	80.61		09:05:00.981	
5 -	1:27.248	33.429	2:00.677 (3)	80.30	0.458	09:07:01.658	
6 -	1:27.071	33.358	2:00.429 (2)	80.47	0.210	09:09:02.087	
7 -	1:27.246	33.714	2:00.960	80.11	0.741	09:11:03.047	
8 -	1:28.524	33.810	2:02.334	79.22	2.115	09:13:05.381	

P5		19 J		James O'MARA		Kawasaki NINJA 400 - BRP Machining Ltd	
IDEAL LAP TIME : 1:59.861		BEST LAP TIME : 2:00.354		DIFFERENCE : 0.493			
LAP	SECTOR 1	SECTOR 2	LAP TIME	MPH	DIFF	TIME OF DAY	
1 -		33.704	2:07.421	76.05	7.067	08:58:58.791	
2 -	1:27.188	33.396	2:00.584 (3)	80.36	0.230	09:00:59.375	
3 -	1:27.062	33.325	2:00.387 (2)	80.50	0.033	09:02:59.762	
4 -	1:27.555	32.799	2:00.354 (1)	80.52		09:05:00.116	
5 -	1:29.647	34.137	2:03.784	78.29	3.430	09:07:03.900	
6 -	1:27.151	34.574	2:01.725	79.61	1.371	09:09:05.625	
7 -	1:27.883	34.923	2:02.806	78.91	2.452	09:11:08.431	
8 -	1:32.560	36.096	2:08.656	75.32	8.302	09:13:17.087	

BMCRC - MRO Championships 2022 - Rnd 4 @ Oulton Park

ACU Team Green Junior Cup & Senior 300

RACE 1 - SECTOR ANALYSIS



SECTOR 1 = FL to I1, SECTOR 2 = I1 to FL, DIFF = Difference To Personal Best Lap, P = Crossed Finish Line in Pit Lane, D = Time Disallowed

P6		311 J		Nathan-Ellis WARD		Kawasaki NINJA 300 - Zipped up racing	
IDEAL LAP TIME : 2:01.258		BEST LAP TIME : 2:01.258		DIFFERENCE : 0.000			
LAP	SECTOR 1	SECTOR 2	LAP TIME	MPH	DIFF	TIME OF DAY	
1 -		33.945	2:08.114	75.64	6.856	08:58:59.484	
2 -	1:27.690	33.568	2:01.258 (1)	79.92		09:01:00.742	
3 -	1:27.996	33.640	2:01.636 (2)	79.67	0.378	09:03:02.378	
4 -	1:28.249	34.363	2:02.612 (3)	79.04	1.354	09:05:04.990	
5 -	1:29.359	34.623	2:03.982	78.16	2.724	09:07:08.972	
6 -	1:29.434	34.675	2:04.109	78.08	2.851	09:09:13.081	
7 -	1:29.918	34.643	2:04.561	77.80	3.303	09:11:17.642	
8 -	1:30.411	34.672	2:05.083	77.47	3.825	09:13:22.725	

P7		77 J		Joe WHITE		Kawasaki NINJA 400 - Just In Graphics /MZ CONTRACTS/ Silver	
IDEAL LAP TIME : 2:02.303		BEST LAP TIME : 2:02.315		DIFFERENCE : 0.012			
LAP	SECTOR 1	SECTOR 2	LAP TIME	MPH	DIFF	TIME OF DAY	
1 -		33.918	2:09.273	74.96	6.958	08:59:00.643	
2 -	1:29.933	33.621	2:03.554	78.43	1.239	09:01:04.197	
3 -	1:29.106	33.972	2:03.078 (3)	78.74	0.763	09:03:07.275	
4 -	1:30.247	34.103	2:04.350	77.93	2.035	09:05:11.625	
5 -	1:29.420	34.693	2:04.113	78.08	1.798	09:07:15.738	
6 -	1:29.798	34.039	2:03.837	78.25	1.522	09:09:19.575	
7 -	1:29.048	33.750	2:02.798 (2)	78.92	0.483	09:11:22.373	
8 -	1:28.682	33.633	2:02.315 (1)	79.23		09:13:24.688	

P8		125 J		Ben JOLLIFFE		Kawasaki NINJA 300 -	
IDEAL LAP TIME : 2:03.031		BEST LAP TIME : 2:03.335		DIFFERENCE : 0.304			
LAP	SECTOR 1	SECTOR 2	LAP TIME	MPH	DIFF	TIME OF DAY	
1 -		33.938	2:09.577	74.79	6.242	08:59:00.947	
2 -	1:29.140	34.217	2:03.357 (2)	78.56	0.022	09:01:04.304	
3 -	1:29.404	34.056	2:03.460 (3)	78.49	0.125	09:03:07.764	
4 -	1:29.093	34.880	2:03.973	78.17	0.638	09:05:11.737	
5 -	1:29.404	34.803	2:04.207	78.02	0.872	09:07:15.944	
6 -	1:29.292	34.446	2:03.738	78.32	0.403	09:09:19.682	
7 -	1:29.298	34.037	2:03.335 (1)	78.57		09:11:23.017	
8 -	1:33.324	34.701	2:08.025	75.69	4.690	09:13:31.042	

P9		31 J		Robbie PARK		Kawasaki NINJA - Friends & Family	
IDEAL LAP TIME : 2:02.943		BEST LAP TIME : 2:03.531		DIFFERENCE : 0.588			
LAP	SECTOR 1	SECTOR 2	LAP TIME	MPH	DIFF	TIME OF DAY	
1 -		34.847	2:12.492	73.14	8.961	08:59:03.862	
2 -	1:29.762	34.222	2:03.984	78.16	0.453	09:01:07.846	
3 -	1:29.403	34.455	2:03.858 (2)	78.24	0.327	09:03:11.704	
4 -	1:29.348	34.183	2:03.531 (1)	78.45		09:05:15.235	
5 -	1:28.760	35.115	2:03.875 (3)	78.23	0.344	09:07:19.110	
6 -	1:29.218	34.894	2:04.112	78.08	0.581	09:09:23.222	
7 -	1:30.744	35.107	2:05.851	77.00	2.320	09:11:29.073	
8 -	1:30.442	34.191	2:04.633	77.75	1.102	09:13:33.706	

P10		27 J		Felix DORLING		Kawasaki NINJA 400 - Kernow Controls	
IDEAL LAP TIME : 2:03.103		BEST LAP TIME : 2:03.595		DIFFERENCE : 0.492			
LAP	SECTOR 1	SECTOR 2	LAP TIME	MPH	DIFF	TIME OF DAY	
1 -		34.504	2:11.684	73.59	8.089	08:59:03.054	
2 -	1:29.547	34.293	2:03.840 (3)	78.25	0.245	09:01:06.894	
3 -	1:29.486	34.549	2:04.035	78.13	0.440	09:03:10.929	
4 -	1:29.504	34.095	2:03.599 (2)	78.40	0.004	09:05:14.528	
5 -	1:29.324	34.919	2:04.243	78.00	0.648	09:07:18.771	
6 -	1:29.332	34.263	2:03.595 (1)	78.41		09:09:22.366	
7 -	1:31.403	34.300	2:05.703	77.09	2.108	09:11:28.069	
8 -	1:31.954	33.779	2:05.733	77.07	2.138	09:13:33.802	

BMCRC - MRO Championships 2022 - Rnd 4 @ Oulton Park

ACU Team Green Junior Cup & Senior 300

RACE 1 - SECTOR ANALYSIS



SECTOR 1 = FL to I1, SECTOR 2 = I1 to FL, DIFF = Difference To Personal Best Lap, P = Crossed Finish Line in Pit Lane, D = Time Disallowed

P11 97 J Ben PLATT		Kawasaki NINJA 400 - adss ltd				
IDEAL LAP TIME : 2:02.853		BEST LAP TIME : 2:03.136		DIFFERENCE : 0.283		
LAP	SECTOR 1	SECTOR 2	LAP TIME	MPH	DIFF	TIME OF DAY
1 -		34.387	2:14.301	72.16	11.165	08:59:05.671
2 -	1:31.375	34.531	2:05.906	76.97	2.770	09:01:11.577
3 -	1:30.436	34.814	2:05.250	77.37	2.114	09:03:16.827
4 -	1:30.794	34.831	2:05.625	77.14	2.489	09:05:22.452
5 -	1:30.167	34.297	2:04.464 (3)	77.86	1.328	09:07:26.916
6 -	1:28.587	34.549	2:03.136 (1)	78.70		09:09:30.052
7 -	1:28.870	34.266	2:03.136 (1)	78.70		09:11:33.188
8 -	1:30.387	34.346	2:04.733	77.69	1.597	09:13:37.921

P12 95 J Greg MARSHALL		Kawasaki NINJA 300 - Mum & Dad; HEL Performance				
IDEAL LAP TIME : 2:04.224		BEST LAP TIME : 2:04.645		DIFFERENCE : 0.421		
LAP	SECTOR 1	SECTOR 2	LAP TIME	MPH	DIFF	TIME OF DAY
1 -		35.157	2:12.456	73.16	7.811	08:59:03.826
2 -	1:30.577	34.660	2:05.237	77.38	0.592	09:01:09.063
3 -	1:29.934	34.711	2:04.645 (1)	77.75		09:03:13.708
4 -	1:30.300	34.768	2:05.068	77.48	0.423	09:05:18.776
5 -	1:29.978	35.008	2:04.986	77.53	0.341	09:07:23.762
6 -	1:29.866	34.924	2:04.790 (3)	77.66	0.145	09:09:28.552
7 -	1:30.229	34.640	2:04.869	77.61	0.224	09:11:33.421
8 -	1:30.374	34.358	2:04.732 (2)	77.69	0.087	09:13:38.153

P13 34 J Oliver ARBON		Kawasaki NINJA 400 - tt plumbing and heating				
IDEAL LAP TIME : 2:03.388		BEST LAP TIME : 2:03.749		DIFFERENCE : 0.361		
LAP	SECTOR 1	SECTOR 2	LAP TIME	MPH	DIFF	TIME OF DAY
1 -		34.969	2:13.964	72.34	10.215	08:59:05.334
2 -	1:32.036	34.800	2:06.836	76.40	3.087	09:01:12.170
3 -	1:31.240	34.644	2:05.884	76.98	2.135	09:03:18.054
4 -	1:31.026	34.586	2:05.612	77.15	1.863	09:05:23.666
5 -	1:29.457	34.430	2:03.887 (2)	78.22	0.138	09:07:27.553
6 -	1:29.818	33.931	2:03.749 (1)	78.31		09:09:31.302
7 -	1:30.071	34.215	2:04.286 (3)	77.97	0.537	09:11:35.588
8 -	1:30.223	34.237	2:04.460	77.86	0.711	09:13:40.048

P14 141 J Noah GUILLERY		Kawasaki NINJA 300 - MDM-R				
IDEAL LAP TIME : 2:03.657		BEST LAP TIME : 2:03.820		DIFFERENCE : 0.163		
LAP	SECTOR 1	SECTOR 2	LAP TIME	MPH	DIFF	TIME OF DAY
1 -		34.974	2:14.686	71.95	10.866	08:59:06.056
2 -	1:31.861	34.739	2:06.600	76.55	2.780	09:01:12.656
3 -	1:31.169	35.109	2:06.278	76.74	2.458	09:03:18.934
4 -	1:30.899	34.263	2:05.162	77.43	1.342	09:05:24.096
5 -	1:29.394	34.492	2:03.886 (2)	78.22	0.066	09:07:27.982
6 -	1:29.405	34.415	2:03.820 (1)	78.26		09:09:31.802
7 -	1:29.803	34.350	2:04.153 (3)	78.05	0.333	09:11:35.955
8 -	1:30.211	35.334	2:05.545	77.19	1.725	09:13:41.500

P15 10 S Mike BRUNSDON		Kawasaki NINJA 400 - CF Fairford				
IDEAL LAP TIME : 2:04.572		BEST LAP TIME : 2:04.928		DIFFERENCE : 0.356		
LAP	SECTOR 1	SECTOR 2	LAP TIME	MPH	DIFF	TIME OF DAY
1 -		34.731	2:12.767	72.99	7.839	08:59:04.137
2 -	1:30.368	34.825	2:05.193 (3)	77.41	0.265	09:01:09.330
3 -	1:29.844	35.084	2:04.928 (1)	77.57		09:03:14.258
4 -	1:30.140	35.011	2:05.151 (2)	77.43	0.223	09:05:19.409
5 -	1:31.201	35.188	2:06.389	76.67	1.461	09:07:25.798
6 -	1:30.863	35.042	2:05.905	76.97	0.977	09:09:31.703
7 -	1:31.958	34.728	2:06.686	76.49	1.758	09:11:38.389
8 -	1:33.222	35.080	2:08.302	75.53	3.374	09:13:46.691

BMCRC - MRO Championships 2022 - Rnd 4 @ Oulton Park

ACU Team Green Junior Cup & Senior 300

RACE 1 - SECTOR ANALYSIS



SECTOR 1 = FL to I1, SECTOR 2 = I1 to FL, DIFF = Difference To Personal Best Lap, P = Crossed Finish Line in Pit Lane, D = Time Disallowed

P16 44 J		Sam GREEN		Kawasaki NINJA 300 -			
IDEAL LAP TIME : 2:04.566		BEST LAP TIME : 2:04.566		DIFFERENCE : 0.000			
LAP	SECTOR 1	SECTOR 2	LAP TIME	MPH	DIFF	TIME OF DAY	
1 -		35.257	2:16.966	70.75	12.400	08:59:08.336	
2 -	1:31.680	35.120	2:06.800	76.42	2.234	09:01:15.136	
3 -	1:31.220	34.978	2:06.198	76.79	1.632	09:03:21.334	
4 -	1:30.876	35.265	2:06.141	76.82	1.575	09:05:27.475	
5 -	1:30.449	35.170	2:05.619 (2)	77.14	1.053	09:07:33.094	
6 -	1:29.905	34.661	2:04.566 (1)	77.80		09:09:37.660	
7 -	1:30.718	35.472	2:06.190	76.79	1.624	09:11:43.850	
8 -	1:30.696	35.101	2:05.797 (3)	77.03	1.231	09:13:49.647	

P17 32 S		Conor MURRAY		Kawasaki NINJA 300 -			
IDEAL LAP TIME : 2:05.493		BEST LAP TIME : 2:05.802		DIFFERENCE : 0.309			
LAP	SECTOR 1	SECTOR 2	LAP TIME	MPH	DIFF	TIME OF DAY	
1 -		34.964	2:14.244	72.19	8.442	08:59:05.614	
2 -	1:34.260	34.688	2:08.948	75.15	3.146	09:01:14.562	
3 -	1:31.509	35.350	2:06.859	76.39	1.057	09:03:21.421	
4 -	1:33.213	34.707	2:07.920	75.76	2.118	09:05:29.341	
5 -	1:31.425	34.733	2:06.158 (3)	76.81	0.356	09:07:35.499	
6 -	1:31.089	34.713	2:05.802 (1)	77.03		09:09:41.301	
7 -	1:31.024	34.813	2:05.837 (2)	77.01	0.035	09:11:47.138	
8 -	1:31.769	34.469	2:06.238	76.77	0.436	09:13:53.376	

P18 99 S		Elizabeth CLEAVER		Kawasaki NINJA 400 -			
IDEAL LAP TIME : 2:05.543		BEST LAP TIME : 2:05.677		DIFFERENCE : 0.134			
LAP	SECTOR 1	SECTOR 2	LAP TIME	MPH	DIFF	TIME OF DAY	
1 -		35.406	2:16.831	70.82	11.154	08:59:08.201	
2 -	1:32.805	34.709	2:07.514	76.00	1.837	09:01:15.715	
3 -	1:31.406	34.928	2:06.334	76.71	0.657	09:03:22.049	
4 -	1:32.477	34.557	2:07.034	76.28	1.357	09:05:29.083	
5 -	1:31.911	35.008	2:06.919	76.35	1.242	09:07:36.002	
6 -	1:31.192	34.485	2:05.677 (1)	77.11		09:09:41.679	
7 -	1:31.058	34.630	2:05.688 (2)	77.10	0.011	09:11:47.367	
8 -	1:31.308	34.798	2:06.106 (3)	76.85	0.429	09:13:53.473	

P19 118 J		Max HALL		Kawasaki NINJA 300 - Racecraft rider development			
IDEAL LAP TIME : 2:04.029		BEST LAP TIME : 2:04.226		DIFFERENCE : 0.197			
LAP	SECTOR 1	SECTOR 2	LAP TIME	MPH	DIFF	TIME OF DAY	
1 -		34.367	2:14.890	71.84	10.664	08:59:06.260	
2 -	1:32.646	34.066	2:06.712	76.48	2.486	09:01:12.972	
3 -	1:31.265	34.454	2:05.719	77.08	1.493	09:03:18.691	
4 -	1:30.900	34.683	2:05.583 (3)	77.17	1.357	09:05:24.274	
5 -	1:29.963	34.263	2:04.226 (1)	78.01		09:07:28.500	
6 -	1:30.221	34.104	2:04.325 (2)	77.95	0.099	09:09:32.825	
7 -	1:31.178	34.649	2:05.827	77.02	1.601	09:11:38.652	
8 -	1:33.477	34.669	2:08.146	75.62	3.920	09:13:46.798	

P20 58 J		Matthew WOOD		Kawasaki NINJA 300 -			
IDEAL LAP TIME : 2:05.385		BEST LAP TIME : 2:06.121		DIFFERENCE : 0.736			
LAP	SECTOR 1	SECTOR 2	LAP TIME	MPH	DIFF	TIME OF DAY	
1 -		34.947	2:17.000	70.73	10.879	08:59:08.370	
2 -	1:32.230	34.624	2:06.854	76.39	0.733	09:01:15.224	
3 -	1:31.630	34.767	2:06.397	76.67	0.276	09:03:21.621	
4 -	1:31.549	35.189	2:06.738	76.46	0.617	09:05:28.359	
5 -	1:30.761	35.434	2:06.195 (2)	76.79	0.074	09:07:34.554	
6 -	1:31.041	35.080	2:06.121 (1)	76.84		09:09:40.675	
7 -	1:31.387	34.822	2:06.209 (3)	76.78	0.088	09:11:46.884	
8 -	1:32.762	34.798	2:07.560	75.97	1.439	09:13:54.444	

BMCRC - MRO Championships 2022 - Rnd 4 @ Oulton Park

ACU Team Green Junior Cup & Senior 300

RACE 1 - SECTOR ANALYSIS



SECTOR 1 = FL to I1, SECTOR 2 = I1 to FL, DIFF = Difference To Personal Best Lap, P = Crossed Finish Line in Pit Lane, D = Time Disallowed

P21 173 S		Jason HEANAN		Kawasaki NINJA 300 -			
IDEAL LAP TIME : 2:07.810		BEST LAP TIME : 2:08.031		DIFFERENCE : 0.221			
LAP	SECTOR 1	SECTOR 2	LAP TIME	MPH	DIFF	TIME OF DAY	
1 -		35.550	2:18.570	69.93	10.539	08:59:09.940	
2 -	1:33.572	35.360	2:08.932 (3)	75.16	0.901	09:01:18.872	
3 -	1:32.450	35.581	2:08.031 (1)	75.69		09:03:26.903	
4 -	1:33.061	35.463	2:08.524 (2)	75.40	0.493	09:05:35.427	
5 -	1:34.138	37.257	2:11.395	73.75	3.364	09:07:46.822	
6 -	1:34.367	35.791	2:10.158	74.45	2.127	09:09:56.980	
7 -	1:34.283	35.595	2:09.878	74.61	1.847	09:12:06.858	
8 -	1:34.466	35.426	2:09.892	74.61	1.861	09:14:16.750	

P22 191 J		Craig DANCE		Kawasaki NINJA 300 -			
IDEAL LAP TIME : 2:08.419		BEST LAP TIME : 2:08.631		DIFFERENCE : 0.212			
LAP	SECTOR 1	SECTOR 2	LAP TIME	MPH	DIFF	TIME OF DAY	
1 -		35.829	2:23.202	67.67	14.571	08:59:14.572	
2 -	1:36.322	35.982	2:12.304	73.25	3.673	09:01:26.876	
3 -	1:34.748	35.588	2:10.336	74.35	1.705	09:03:37.212	
4 -	1:35.253	35.424	2:10.677	74.16	2.046	09:05:47.889	
5 -	1:33.056	35.575	2:08.631 (1)	75.34		09:07:56.520	
6 -	1:33.743	35.788	2:09.531 (3)	74.81	0.900	09:10:06.051	
7 -	1:33.746	35.363	2:09.109 (2)	75.06	0.478	09:12:15.160	
8 -	1:33.876	35.908	2:09.784	74.67	1.153	09:14:24.944	

P23 18 J		George HIGGINS		Kawasaki NINJA 400 - Aztec Racing			
IDEAL LAP TIME : 2:09.506		BEST LAP TIME : 2:09.570		DIFFERENCE : 0.064			
LAP	SECTOR 1	SECTOR 2	LAP TIME	MPH	DIFF	TIME OF DAY	
1 -		36.451	2:20.510	68.97	10.940	08:59:11.880	
2 -	1:35.667	36.120	2:11.787	73.53	2.217	09:01:23.667	
3 -	1:35.062	36.482	2:11.544	73.67	1.974	09:03:35.211	
4 -	1:34.216	36.362	2:10.578	74.21	1.008	09:05:45.789	
5 -	1:33.770	36.065	2:09.835 (3)	74.64	0.265	09:07:55.624	
6 -	1:33.960	35.772	2:09.732 (2)	74.70	0.162	09:10:05.356	
7 -	1:34.030	36.184	2:10.214	74.42	0.644	09:12:15.570	
8 -	1:33.834	35.736	2:09.570 (1)	74.79		09:14:25.140	

P24 66 S		Mark SMITH		Kawasaki NINJA 300 - MHP EXHAUST'S			
IDEAL LAP TIME : 2:09.261		BEST LAP TIME : 2:09.439		DIFFERENCE : 0.178			
LAP	SECTOR 1	SECTOR 2	LAP TIME	MPH	DIFF	TIME OF DAY	
1 -		35.236	2:21.062	68.70	11.623	08:59:12.432	
2 -	1:35.460	36.145	2:11.605	73.63	2.166	09:01:24.037	
3 -	1:34.085	36.240	2:10.325 (3)	74.36	0.886	09:03:34.362	
4 -	1:34.400	36.546	2:10.946	74.00	1.507	09:05:45.308	
5 -	1:34.596	36.147	2:10.743	74.12	1.304	09:07:56.051	
6 -	1:34.025	35.519	2:09.544 (2)	74.81	0.105	09:10:05.595	
7 -	1:34.863	35.498	2:10.361	74.34	0.922	09:12:15.956	
8 -	1:34.046	35.393	2:09.439 (1)	74.87		09:14:25.395	

P25 48 S		Kevin SABBARTON		Kawasaki NINJA 300 -			
IDEAL LAP TIME : 2:09.133		BEST LAP TIME : 2:09.416		DIFFERENCE : 0.283			
LAP	SECTOR 1	SECTOR 2	LAP TIME	MPH	DIFF	TIME OF DAY	
1 -		36.252	2:20.711	68.87	11.295	08:59:12.081	
2 -	1:35.616	36.217	2:11.833	73.51	2.417	09:01:23.914	
3 -	1:36.594	36.046	2:12.640	73.06	3.224	09:03:36.554	
4 -	1:34.721	35.686	2:10.407	74.31	0.991	09:05:46.961	
5 -	1:34.426	35.948	2:10.374	74.33	0.958	09:07:57.335	
6 -	1:34.161	35.278	2:09.439 (2)	74.87	0.023	09:10:06.774	
7 -	1:33.855	35.561	2:09.416 (1)	74.88		09:12:16.190	
8 -	1:34.207	35.326	2:09.533 (3)	74.81	0.117	09:14:25.723	

BMCRC - MRO Championships 2022 - Rnd 4 @ Oulton Park

ACU Team Green Junior Cup & Senior 300

RACE 1 - SECTOR ANALYSIS



SECTOR 1 = FL to I1, SECTOR 2 = I1 to FL, DIFF = Difference To Personal Best Lap, P = Crossed Finish Line in Pit Lane, D = Time Disallowed

P26 400 S		Stuart THURTLÉ		Kawasaki NINJA 400 - TeamTortoise Racing			
IDEAL LAP TIME : 2:09.525		BEST LAP TIME : 2:09.579		DIFFERENCE : 0.054			
LAP	SECTOR 1	SECTOR 2	LAP TIME	MPH	DIFF	TIME OF DAY	
1 -		35.989	2:20.815	68.82	11.236	08:59:12.185	
2 -	1:36.203	36.136	2:12.339	73.23	2.760	09:01:24.524	
3 -	1:35.486	36.179	2:11.665	73.60	2.086	09:03:36.189	
4 -	1:34.393	36.146	2:10.539	74.24	0.960	09:05:46.728	
5 -	1:33.937	36.137	2:10.074 (2)	74.50	0.495	09:07:56.802	
6 -	1:34.132	35.970	2:10.102 (3)	74.49	0.523	09:10:06.904	
7 -	1:34.629	35.756	2:10.385	74.32	0.806	09:12:17.289	
8 -	1:33.769	35.810	2:09.579 (1)	74.79		09:14:26.868	

P27 73 S		Jemma HANNAFORD		Kawasaki NINJA 300 -			
IDEAL LAP TIME : 2:09.055		BEST LAP TIME : 2:09.055		DIFFERENCE : 0.000			
LAP	SECTOR 1	SECTOR 2	LAP TIME	MPH	DIFF	TIME OF DAY	
1 -		35.305	2:22.120	68.19	13.065	08:59:13.490	
2 -	1:35.883	36.781	2:12.664	73.05	3.609	09:01:26.154	
3 -	1:35.876	35.370	2:11.246	73.84	2.191	09:03:37.400	
4 -	1:35.449	35.259	2:10.708	74.14	1.653	09:05:48.108	
5 -	1:34.561	35.433	2:09.994 (3)	74.55	0.939	09:07:58.102	
6 -	1:33.881	35.174	2:09.055 (1)	75.09		09:10:07.157	
7 -	1:34.766	35.451	2:10.217	74.42	1.162	09:12:17.374	
8 -	1:34.521	35.358	2:09.879 (2)	74.61	0.824	09:14:27.253	

P28 69 J		Dan DEARING		Kawasaki NINJA -			
IDEAL LAP TIME : 2:12.707		BEST LAP TIME : 2:12.851		DIFFERENCE : 0.144			
LAP	SECTOR 1	SECTOR 2	LAP TIME	MPH	DIFF	TIME OF DAY	
1 -		36.026	2:23.963	67.31	11.112	08:59:15.333	
2 -	1:36.681	36.170	2:12.851 (1)	72.94		09:01:28.184	
3 -	1:37.607	37.178	2:14.785 (2)	71.90	1.934	09:03:42.969	
4 -	1:39.389	37.320	2:16.709	70.89	3.858	09:05:59.678	
5 -	1:37.935	37.987	2:15.922	71.30	3.071	09:08:15.600	
6 -	1:38.025	36.835	2:14.860 (3)	71.86	2.009	09:10:30.460	
7 -	1:39.046	37.092	2:16.138	71.18	3.287	09:12:46.598	
8 -	1:38.480	37.713	2:16.193	71.15	3.342	09:15:02.791	

P29 4 S		Nigel FRANKLIN		Kawasaki NINJA - Jane Franklin			
IDEAL LAP TIME : 2:16.684		BEST LAP TIME : 2:16.832		DIFFERENCE : 0.148			
LAP	SECTOR 1	SECTOR 2	LAP TIME	MPH	DIFF	TIME OF DAY	
1 -		37.747	2:27.008	65.92	10.176	08:59:18.378	
2 -	1:39.750	37.999	2:17.749	70.35	0.917	09:01:36.127	
3 -	1:39.372	38.003	2:17.375	70.54	0.543	09:03:53.502	
4 -	1:39.084	38.273	2:17.357 (3)	70.55	0.525	09:06:10.859	
5 -	1:39.179	37.727	2:16.906 (2)	70.78	0.074	09:08:27.765	
6 -	1:39.232	37.600	2:16.832 (1)	70.82		09:10:44.597	
7 -	1:39.631	38.032	2:17.663	70.39	0.831	09:13:02.260	

P30 14 J		Maryann McCARTNEY		Kawasaki NINJA 300 - McCartney Racing			
IDEAL LAP TIME : 2:20.925		BEST LAP TIME : 2:21.126		DIFFERENCE : 0.201			
LAP	SECTOR 1	SECTOR 2	LAP TIME	MPH	DIFF	TIME OF DAY	
1 -		38.695	2:33.224	63.24	12.098	08:59:24.594	
2 -	1:49.216	39.334	2:28.550	65.23	7.424	09:01:53.144	
3 -	1:47.065	39.077	2:26.142	66.31	5.016	09:04:19.286	
4 -	1:44.072	38.510	2:22.582 (2)	67.97	1.456	09:06:41.868	
5 -	1:46.283	37.955	2:24.238	67.18	3.112	09:09:06.106	
6 -	1:42.970	38.156	2:21.126 (1)	68.67		09:11:27.232	
7 -	1:44.530	38.972	2:23.502 (3)	67.53	2.376	09:13:50.734	

BMCRC - MRO Championships 2022 - Rnd 4 @ Oulton Park

ACU Team Green Junior Cup & Senior 300

RACE 1 - SECTOR ANALYSIS



SECTOR 1 = FL to I1, SECTOR 2 = I1 to FL, DIFF = Difference To Personal Best Lap, P = Crossed Finish Line in Pit Lane, D = Time Disallowed

P31 23 S		Saskya BUSH		Kawasaki NINJA 300 -			
IDEAL LAP TIME : 2:22.588		BEST LAP TIME : 2:22.642		DIFFERENCE : 0.054			
LAP	SECTOR 1	SECTOR 2	LAP TIME	MPH	DIFF	TIME OF DAY	
1 -		41.774	2:41.818	59.88	19.176	08:59:33.188	
2 -	1:48.224	40.631	2:28.855	65.10	6.213	09:02:02.043	
3 -	1:48.487	40.575	2:29.062	65.01	6.420	09:04:31.105	
4 -	1:46.787	40.707	2:27.494	65.70	4.852	09:06:58.599	
5 -	1:43.957	38.685	2:22.642 (1)	67.94		09:09:21.241	
6 -	1:43.903	39.738	2:23.641 (2)	67.46	0.999	09:11:44.882	
7 -	1:43.905	39.819	2:23.724 (3)	67.42	1.082	09:14:08.606	

P32 131 J		Dylan MELLOR		Kawasaki NINJA 300 - BDS Motorcycles			
IDEAL LAP TIME : 1:59.843		BEST LAP TIME : 1:59.973		DIFFERENCE : 0.130			
LAP	SECTOR 1	SECTOR 2	LAP TIME	MPH	DIFF	TIME OF DAY	
1 -		33.883	2:07.765	75.85	7.792	08:58:59.135	
2 -	1:27.219	33.369	2:00.588	80.36	0.615	09:00:59.723	
3 -	1:27.044	33.102	2:00.146	80.66	0.173	09:02:59.869	
4 -	1:26.741	33.340	2:00.081 (3)	80.70	0.108	09:04:59.950	
5 -	1:26.874	33.940	2:00.814	80.21	0.841	09:07:00.764	
6 -	1:26.811	33.162	1:59.973 (1)	80.77		09:09:00.737	
7 -	1:26.917	33.149	2:00.066 (2)	80.71	0.093	09:11:00.803	

P33 0 J		Sam ATKINSON		Kawasaki NINJA 400 -			
IDEAL LAP TIME : 2:23.685		BEST LAP TIME : 2:24.203		DIFFERENCE : 0.518			
LAP	SECTOR 1	SECTOR 2	LAP TIME	MPH	DIFF	TIME OF DAY	
1 -		39.243	2:32.077	63.72	7.874	08:59:23.447	
2 -	1:46.078	40.457	2:26.535 (2)	66.13	2.332	09:01:49.982	
3 -	1:44.442	39.761	2:24.203 (1)	67.20		09:04:14.185	
4 -	1:46.410	40.495	2:26.905 (3)	65.96	2.702	09:06:41.090	
5 -	1:47.259	39.961	2:27.220	65.82	3.017	09:09:08.310	

P34 60 J		Lennon DOCHERTY		Kawasaki NINJA 400 - Doc Fit Training			
IDEAL LAP TIME : 1:59.434		BEST LAP TIME : 1:59.434		DIFFERENCE : 0.000			
LAP	SECTOR 1	SECTOR 2	LAP TIME	MPH	DIFF	TIME OF DAY	
1 -		33.823	2:05.659	77.12	6.225	08:58:57.029	
2 -	1:28.507	33.702	2:02.209 (3)	79.30	2.775	09:00:59.238	
3 -	1:27.703	33.640	2:01.343 (2)	79.86	1.909	09:03:00.581	
4 -	1:26.191	33.243	1:59.434 (1)	81.14		09:05:00.015	

P35 70 S		Justin WHITE		Kawasaki NINJA 400 - Just In Graphics			
IDEAL LAP TIME : 2:06.427		BEST LAP TIME : 2:06.427		DIFFERENCE : 0.000			
LAP	SECTOR 1	SECTOR 2	LAP TIME	MPH	DIFF	TIME OF DAY	
1 -		35.190	2:16.054	71.23	9.627	08:59:07.424	
2 -	1:31.662	34.765	2:06.427 (1)	76.65		09:01:13.851	
3 -	1:31.819	35.221	2:07.040 (2)	76.28	0.613	09:03:20.891	

P36 20 J		Jack MUIR		Kawasaki NINJA 400 -			
IDEAL LAP TIME : 2:02.343		BEST LAP TIME : 2:02.676		DIFFERENCE : 0.333			
LAP	SECTOR 1	SECTOR 2	LAP TIME	MPH	DIFF	TIME OF DAY	
1 -		33.430	2:09.491	74.84	6.815	08:59:00.861	
2 -	1:28.913	33.763	2:02.676 (1)	78.99		09:01:03.537	

BMCRC - MRO Championships 2022 - Rnd 4 @ Oulton Park

ACU Team Green Junior Cup & Senior 300

RACE 1 - BEST SECTORS

SECTOR 1			SECTOR 2			IDEAL / BEST COMPARISON						
POS	NO	NAME	TIME	NO	NAME	TIME	POS	NO	NAME	IDEAL	BEST	DIFF
1	60	DOCHERTY	1:26.191	19	O'MARA	32.799	1	777	HARDY	1:59.334	1:59.969	0.635
2	777	HARDY	1:26.253	91	HIRST	32.935	2	60	DOCHERTY	1:59.434	1:59.434	0.000
3	8	ATKINSON	1:26.436	35	WESTON	32.960	3	35	WESTON	1:59.588	1:59.588	0.000
4	35	WESTON	1:26.628	777	HARDY	33.081	4	8	ATKINSON	1:59.629	1:59.806	0.177
5	131	MELLOR	1:26.741	131	MELLOR	33.102	5	131	MELLOR	1:59.843	1:59.973	0.130
6	19	O'MARA	1:27.062	8	ATKINSON	33.193	6	19	O'MARA	1:59.861	2:00.354	0.493
7	91	HIRST	1:27.071	60	DOCHERTY	33.243	7	91	HIRST	2:00.006	2:00.219	0.213
8	311	WARD	1:27.690	20	MUIR	33.430	8	311	WARD	2:01.258	2:01.258	0.000
9	97	PLATT	1:28.587	311	WARD	33.568	9	77	WHITE	2:02.303	2:02.315	0.012
10	77	WHITE	1:28.682	77	WHITE	33.621	10	20	MUIR	2:02.343	2:02.676	0.333
11	31	PARK	1:28.760	27	DORLING	33.779	11	97	PLATT	2:02.853	2:03.136	0.283
12	20	MUIR	1:28.913	34	ARBON	33.931	12	31	PARK	2:02.943	2:03.531	0.588
13	125	JOLLIFFE	1:29.093	125	JOLLIFFE	33.938	13	125	JOLLIFFE	2:03.031	2:03.335	0.304
14	27	DORLING	1:29.324	118	HALL	34.066	14	27	DORLING	2:03.103	2:03.595	0.492
15	141	GUILLERY	1:29.394	31	PARK	34.183	15	34	ARBON	2:03.388	2:03.749	0.361
16	34	ARBON	1:29.457	141	GUILLERY	34.263	16	141	GUILLERY	2:03.657	2:03.820	0.163
17	10	BRUNSDON	1:29.844	97	PLATT	34.266	17	118	HALL	2:04.029	2:04.226	0.197
18	95	MARSHALL	1:29.866	95	MARSHALL	34.358	18	95	MARSHALL	2:04.224	2:04.645	0.421
19	44	GREEN	1:29.905	32	MURRAY	34.469	19	44	GREEN	2:04.566	2:04.566	0.000
20	118	HALL	1:29.963	99	CLEAVER	34.485	20	10	BRUNSDON	2:04.572	2:04.928	0.356
21	58	WOOD	1:30.761	58	WOOD	34.624	21	58	WOOD	2:05.385	2:06.121	0.736
22	32	MURRAY	1:31.024	44	GREEN	34.661	22	32	MURRAY	2:05.493	2:05.802	0.309
23	99	CLEAVER	1:31.058	10	BRUNSDON	34.728	23	99	CLEAVER	2:05.543	2:05.677	0.134
24	70	WHITE	1:31.662	70	WHITE	34.765	24	70	WHITE	2:06.427	2:06.427	0.000
25	173	HEANAN	1:32.450	73	HANNAFORD	35.174	25	173	HEANAN	2:07.810	2:08.031	0.221
26	191	DANCE	1:33.056	66	SMITH	35.236	26	191	DANCE	2:08.419	2:08.631	0.212
27	400	THURTL	1:33.769	48	SABBARTON	35.278	27	73	HANNAFORD	2:09.055	2:09.055	0.000
28	18	HIGGINS	1:33.770	173	HEANAN	35.360	28	48	SABBARTON	2:09.133	2:09.416	0.283
29	48	SABBARTON	1:33.855	191	DANCE	35.363	29	66	SMITH	2:09.261	2:09.439	0.178
30	73	HANNAFORD	1:33.881	18	HIGGINS	35.736	30	18	HIGGINS	2:09.506	2:09.570	0.064
31	66	SMITH	1:34.025	400	THURTL	35.756	31	400	THURTL	2:09.525	2:09.579	0.054
32	69	DEARING	1:36.681	69	DEARING	36.026	32	69	DEARING	2:12.707	2:12.851	0.144
33	4	FRANKLIN	1:39.084	4	FRANKLIN	37.600	33	4	FRANKLIN	2:16.684	2:16.832	0.148
34	14	McCARTNEY	1:42.970	14	McCARTNEY	37.955	34	14	McCARTNEY	2:20.925	2:21.126	0.201
35	23	BUSH	1:43.903	23	BUSH	38.685	35	23	BUSH	2:22.588	2:22.642	0.054
36	0	ATKINSON	1:44.442	0	ATKINSON	39.243	36	0	ATKINSON	2:23.685	2:24.203	0.518

BMCRC - MRO Championships 2022 - Rnd 4 @ Oulton Park

ACU Team Green Junior Cup & Senior 300

RACE 1 - STATISTICS

Competitors Started 36
Planned Start 2022-06-04 @ 09:00:00.000
Actual Start 2022-06-04 @ 08:56:51.369
Finish Time 2022-06-04 @ 09:13:00.531
Track Length 2.6920mi.
Total Laps 266
Total Distance Covered 716.0795mi.

Session Fastest Lap History

NO	CL	NAME	LAP TIME	TIME OF DAY	LAP	VEHICLE
777	J	Maximus HARDY	2:01.521	09:00:58.733	2	Kawasaki NINJA 400
8	S	Phil ATKINSON	2:01.147	09:00:58.774	2	Kawasaki NINJA 400
19	J	James O'MARA	2:00.584	09:00:59.386	2	Kawasaki NINJA 400
777	J	Maximus HARDY	2:00.571	09:02:59.285	3	Kawasaki NINJA 400
8	S	Phil ATKINSON	2:00.499	09:02:59.304	3	Kawasaki NINJA 400
19	J	James O'MARA	2:00.387	09:02:59.774	3	Kawasaki NINJA 400
131	J	Dylan MELLOR	2:00.146	09:02:59.908	3	Kawasaki NINJA 300
131	J	Dylan MELLOR	2:00.081	09:04:59.950	4	Kawasaki NINJA 300
60	J	Lennon DOCHERTY	1:59.434	09:05:00.015	4	Kawasaki NINJA 400

Session Leader History

NO	CL	NAME	FROM LAP	LAPS LED	DISTANCE	VEHICLE
60	J	Lennon DOCHERTY	1	1	2.69 miles	Kawasaki NINJA 400
777	J	Maximus HARDY	2	4	10.76 miles	Kawasaki NINJA 400
8	S	Phil ATKINSON	6	3	8.07 miles	Kawasaki NINJA 400

Flag History

TYPE	TIME OF DAY
GREEN	08:56:51.369
FINISH	09:13:00.531

Flag Statistics

TYPE	COUNT	TOTAL LAPS	TOTAL TIME
Green	1	8	18:16.534
Red	0	0	0.000
Safety Car	0	0	0.000
FCY	0	0	0.000

BMCRC - MRO Championships 2022 - Rnd 4 @ Oulton Park

ACU Team Green Junior Cup & Senior 300

RACE 1 - STATISTICS

CLASS : J

24 Starters

Fastest Lap History

NO	NAME	LAP TIME	TIME OF DAY	LAP	VEHICLE
777	Maximus HARDY	2:01.521	09:00:58.733	2	Kawasaki NINJA 400
19	James O'MARA	2:00.584	09:00:59.386	2	Kawasaki NINJA 400
777	Maximus HARDY	2:00.571	09:02:59.285	3	Kawasaki NINJA 400
19	James O'MARA	2:00.387	09:02:59.774	3	Kawasaki NINJA 400
131	Dylan MELLOR	2:00.146	09:02:59.908	3	Kawasaki NINJA 300
131	Dylan MELLOR	2:00.081	09:04:59.950	4	Kawasaki NINJA 300
60	Lennon DOCHERTY	1:59.434	09:05:00.015	4	Kawasaki NINJA 400

Leader History

NO	NAME	FROM LAP	LAPS LED	DISTANCE	VEHICLE
60	Lennon DOCHERTY	1	1	2.69 miles	Kawasaki NINJA 400
777	Maximus HARDY	2	4	10.76 miles	Kawasaki NINJA 400
131	Dylan MELLOR	6	2	5.38 miles	Kawasaki NINJA 300
777	Maximus HARDY	8	1	2.69 miles	Kawasaki NINJA 400

BMCRC - MRO Championships 2022 - Rnd 4 @ Oulton Park

ACU Team Green Junior Cup & Senior 300

RACE 1 - STATISTICS

CLASS : S

12 Starters

Fastest Lap History

NO	NAME	LAP TIME	TIME OF DAY	LAP	VEHICLE
8	Phil ATKINSON	2:01.147	09:00:58.774	2	Kawasaki NINJA 400
8	Phil ATKINSON	2:00.499	09:02:59.304	3	Kawasaki NINJA 400
8	Phil ATKINSON	1:59.862	09:09:00.657	6	Kawasaki NINJA 400
8	Phil ATKINSON	1:59.806	09:13:00.545	8	Kawasaki NINJA 400

Leader History

NO	NAME	FROM LAP	LAPS LED	DISTANCE	VEHICLE
8	Phil ATKINSON	1	8	21.53 miles	Kawasaki NINJA 400

BMCRC - MRO Championships 2022 - Rnd 4 @ Oulton Park



ACU Team Green Junior Cup & Senior 300

RACE 11 - CLASSIFICATION

Kawasaki

POS	NO	CL	PIC NAME	ENTRY	LAPS	TIME	GAP	DIFF	MPH	BEST	ON
1	60	J	1 Lennon DOCHERTY	Kawasaki NINJA 400 - Doc Fit Training	8	16:11.270			79.82	2:00.043	8
2	777	J	2 Maximus HARDY	Kawasaki NINJA 400 - DAD	8	16:11.533	0.263	0.263	79.80	2:00.102	8
3	131	J	3 Dylan MELLOR	Kawasaki NINJA 300 - BDS Motorcycles	8	16:12.328	1.058	0.795	79.73	1:59.805	3
4	8	S	1 Phil ATKINSON	Kawasaki NINJA 400 - ROSE MOT/Q Oil Treatments	8	16:12.425	1.155	0.097	79.72	1:57.886	8
5	35	J	4 Zack WESTON	Kawasaki NINJA 400 - NW Racing	8	16:12.514	1.244	0.089	79.72	2:00.092	3
6	19	J	5 James O'MARA	Kawasaki NINJA 400 - BRP Machining Ltd	8	16:14.605	3.335	2.091	79.55	1:59.720	8
7	77	J	6 Joe WHITE	Kawasaki NINJA 400 - Just In Graphics /MZ CONTR	8	16:26.760	15.490	12.155	78.57	2:01.860	6
8	311	J	7 Nathan-Ellis WARD	Kawasaki NINJA 300 - Zipped up racing	8	16:28.588	17.318	1.828	78.42	2:01.345	2
9	125	J	8 Ben JOLLIFFE	Kawasaki NINJA 300 -	8	16:34.594	23.324	6.006	77.95	2:02.013	2
10	34	J	9 Oliver ARBON	Kawasaki NINJA 400 - ft plumbing and heating	8	16:38.670	27.400	4.076	77.63	2:03.131	7
11	20	J	10 Jack MUIR	Kawasaki NINJA 400 -	8	16:38.768	27.498	0.098	77.62	2:02.656	6
12	95	J	11 Greg MARSHALL	Kawasaki NINJA 300 - Mum & Dad; HEL Performanc	8	16:40.188	28.918	1.420	77.51	2:03.136	8
13	27	J	12 Felix DORLING	Kawasaki NINJA 400 - Kernow Controls	8	16:40.285	29.015	0.097	77.50	2:02.660	8
14	141	J	13 Noah GUILLERY	Kawasaki NINJA 300 - MDM-R	8	16:41.772	30.502	1.487	77.39	2:03.269	5
15	118	J	14 Max HALL	Kawasaki NINJA 300 - Racecraft rider development	8	16:41.886	30.616	0.114	77.38	2:03.314	8
16	32	S	2 Conor MURRAY	Kawasaki NINJA 300 -	8	16:55.211	43.941	13.325	76.36	2:05.337	2
17	99	S	3 Elizabeth CLEAVER	Kawasaki NINJA 400 -	8	16:55.294	44.024	0.083	76.36	2:05.176	5
18	58	J	15 Matthew WOOD	Kawasaki NINJA 300 -	8	16:55.570	44.300	0.276	76.34	2:05.002	4
19	10	S	4 Mike BRUNSDON	Kawasaki NINJA 400 - CF Fairford	8	16:57.449	46.179	1.879	76.20	2:05.036	4
20	31	J	16 Robbie PARK	Kawasaki NINJA - Friends & Family	8	16:58.563	47.293	1.114	76.11	2:02.894	8
21	70	S	5 Justin WHITE	Kawasaki NINJA 400 - Just In Graphics	8	17:18.067	1:06.797	19.504	74.68	2:06.934	2
22	44	J	17 Sam GREEN	Kawasaki NINJA 300 -	8	17:28.191	1:16.921	10.124	73.96	2:05.509	4
23	18	J	18 George HIGGINS	Kawasaki NINJA 400 - Aztec Racing	8	17:28.237	1:16.967	0.046	73.96	2:08.705	8
24	66	S	6 Mark SMITH	Kawasaki NINJA 300 - MHP EXHAUST'S	8	17:28.825	1:17.555	0.588	73.92	2:08.771	5
25	48	S	7 Kevin SABBARTON	Kawasaki NINJA 300 -	8	17:37.790	1:26.520	8.965	73.29	2:10.028	6
26	69	J	19 Dan DEARING	Kawasaki NINJA -	8	17:40.185	1:28.915	2.395	73.12	2:10.263	8
27	400	S	8 Stuart THURTLIE	Kawasaki NINJA 400 - TeamTortoise Racing	8	17:40.773	1:29.503	0.588	73.08	2:10.260	7
28	73	S	9 Jemma HANNAFORD	Kawasaki NINJA 300 -	8	18:03.544	1:52.274	22.771	71.55	2:11.604	2
29	4	S	10 Nigel FRANKLIN	Kawasaki NINJA - Jane Franklin	7	16:11.181	1 Lap	1 Lap	69.85	2:16.907	7
30	14	J	20 Maryann McCARTNEY	Kawasaki NINJA 300 - McCartney Racing	7	16:39.278	1 Lap	28.097	67.88	2:20.371	6
31	23	S	11 Saskya BUSH	Kawasaki NINJA 300 -	7	17:02.876	1 Lap	23.598	66.32	2:19.961	7

NOT CLASSIFIED

DNF	91	J	Sam HIRST	Kawasaki NINJA - Valley Racing	6	12:15.859	2 Laps	1 Lap	79.02	2:01.226	3
DNF	191	J	Craig DANCE	Kawasaki NINJA 300 -	6	12:55.310	2 Laps	39.451	74.99	2:06.809	6
DNF	173	S	Jason HEANAN	Kawasaki NINJA 300 -	4	8:37.999	4 Laps	2 Laps	74.83	2:06.367	2
DNF	0	J	Sam ATKINSON	Kawasaki NINJA 400 -	3	7:55.823	5 Laps	1 Lap	61.10	2:34.495	2
DNF	97	J	Ben PLATT	Kawasaki NINJA 400 - adss ltd	0						

FASTEST LAP

8	S	Phil ATKINSON	Kawasaki NINJA 400 - ROSE MOT/Q Oil Treatments	8	1:57.886	82.20 mph	132.30 kph
19	J	James O'MARA	Kawasaki NINJA 400 - BRP Machining Ltd	8	1:59.720	80.94 mph	130.27 kph

Class J - 92.5% of Race Speed = 73.83 mph

Class S - 92.5% of Race Speed = 73.74 mph

Race Distance: 8 Laps / 21.53 miles

Oulton Park International: 2.6920 miles

Date: 04/06/2022 Start: 13:57 Finish: 14:13

Weather / Track : Sunny / Dry

These results are provisional until the conclusion of any judicial and technical matters.

Clerk Of Course :	Stewards :	Timekeeper : Richard Evans
-------------------	------------	----------------------------

Results can be found at www.tsl-timing.com

Printed - 14:27 Saturday, 04 June 2022



BMCRC - MRO Championships 2022 - Rnd 4 @ Oulton Park

ACU Team Green Junior Cup & Senior 300

RACE 11 - LAP CHART

LAP 1 @ 13:59:38.618

NO	BEHIND	LAP TIME
60		2:06.247
8	0.150	2:06.397
35	0.252	2:06.499
777	0.508	2:06.755
131	0.615	2:06.862
91	1.224	2:07.471
19	2.033	2:08.280
311	2.057	2:08.304
77	2.380	2:08.627
125	3.695	2:09.942
34	3.931	2:10.178
27	4.147	2:10.394
20	4.503	2:10.750
95	4.588	2:10.835
118	5.089	2:11.336
141	6.636	2:12.883
44	7.632	2:13.879
32	8.224	2:14.471
99	8.363	2:14.610
58	8.460	2:14.707
10	8.559	2:14.806
70	9.089	2:15.336
191	10.745	2:16.992
173	11.483	2:17.730
400	13.429	2:19.676
18	14.031	2:20.278
48	14.332	2:20.579
66	14.492	2:20.739
73	15.450	2:21.697
69	15.801	2:22.048
4	19.161	2:25.408
14	22.057	2:28.304
31	22.699	2:28.946
0	35.272	2:41.519
23	35.961	2:42.208

LAP 2 @ 14:01:39.696

NO	BEHIND	LAP TIME
60		2:01.078
777	0.100	2:00.670
8	0.410	2:01.338
35	0.493	2:01.319
131	0.672	2:01.135
19	1.678	2:00.723
91	1.888	2:01.742
311	2.324	2:01.345
77	4.221	2:02.919
125	4.630	2:02.013
27	7.225	2:04.156
34	7.348	2:04.495
20	7.963	2:04.538
95	8.094	2:04.584
118	8.455	2:04.444
141	10.962	2:05.404
44	12.158	2:05.604
32	12.483	2:05.337
99	12.710	2:05.425
58	13.097	2:05.715
10	13.457	2:05.976
70	14.945	2:06.934
173	16.772	2:06.367
191	17.594	2:07.927
18	24.710	2:11.757

LAP 3 @ 14:03:39.840

NO	BEHIND	LAP TIME
60		2:00.144
8	0.125	1:59.859
777	0.223	2:00.267
131	0.333	1:59.805
35	0.441	2:00.092
19	2.834	2:01.300
91	2.970	2:01.226
311	4.052	2:01.872
77	6.827	2:02.750
125	6.916	2:02.430
27	11.495	2:04.414
20	11.735	2:03.916
34	11.749	2:04.545
95	12.048	2:04.098
118	12.476	2:04.165
141	15.404	2:04.586
44	17.631	2:05.617
32	18.263	2:05.924
99	18.671	2:06.105
58	18.971	2:06.018
10	19.258	2:05.945
70	22.594	2:07.793
173	23.028	2:06.400
191	25.443	2:07.993
31	33.624	2:07.608
18	34.387	2:09.821
66	34.612	2:09.225
400	36.879	2:12.039
48	36.951	2:11.245
69	38.027	2:11.094
73	44.024	2:18.192
4	54.223	2:18.915
14	1:04.095	2:21.693
23	1:28.697	2:25.570
0	1:48.354	2:39.809 P

LAP 4 @ 14:05:41.152

NO	BEHIND	LAP TIME
131		2:00.979
8	0.018	2:01.205
60	0.045	2:01.357
777	0.101	2:01.190
35	0.204	2:01.075
91	3.539	2:01.881
19	5.367	2:03.845
311	5.751	2:03.011
77	8.182	2:02.667
125	8.280	2:02.676
34	15.005	2:04.568
27	15.268	2:05.085
95	15.581	2:04.845
118	15.979	2:04.815

LAP 5 @ 14:07:42.074

NO	BEHIND	LAP TIME
60		2:00.877
777	0.090	2:00.911
35	0.191	2:00.909
131	0.360	2:01.282
91	4.170	2:01.553
8	4.765	2:05.669
19	4.854	2:00.409
311	8.005	2:03.176
77	9.155	2:01.895
125	14.319	2:06.961
34	18.619	2:04.536
20	18.877	2:03.382
95	18.983	2:04.324
27	19.111	2:04.765
141	19.884	2:03.269
118	20.028	2:04.971
32	27.242	2:05.683
44	27.423	2:06.517
58	27.551	2:05.812
99	27.636	2:05.176
10	27.955	2:05.895
70	38.415	2:09.688
31	38.516	2:03.840
191	38.798	2:08.015
66	50.479	2:08.771
18	50.737	2:09.224
48	56.322	2:11.360
400	57.803	2:11.773
69	58.226	2:11.880
73	1:15.371	2:15.268
4	1:27.232	2:17.532
14	1:47.510	2:21.812

NO	BEHIND	LAP TIME
20	16.417	2:05.994
141	17.537	2:03.445
44	21.828	2:05.509
32	22.481	2:05.530
58	22.661	2:05.002
10	22.982	2:05.036
99	23.382	2:06.023
173	29.218	2:07.502
70	29.649	2:08.367
191	31.705	2:07.574
31	35.598	2:03.286
18	42.435	2:09.360
66	42.630	2:09.330
48	45.884	2:10.245
400	46.952	2:11.385
69	47.268	2:10.553
73	1:01.025	2:18.313
4	1:10.622	2:17.711
14	1:26.620	2:23.837
23	1:49.917	2:22.532

LAP 6 @ 14:09:42.818

NO	BEHIND	LAP TIME
60		2:00.744
777	0.163	2:00.817
131	0.248	2:00.632
35	0.602	2:01.155
19	4.676	2:00.566
8	4.701	2:00.680
91	5.412	2:01.986

NO	BEHIND	LAP TIME
77	10.271	2:01.860
23	1 Lap	2:22.502
311	11.361	2:04.100
125	16.151	2:02.576
20	20.789	2:02.656
34	21.765	2:03.890
27	22.045	2:03.678
95	22.160	2:03.921
141	23.043	2:03.903
118	23.543	2:04.259
44	32.308	2:05.629
32	32.758	2:06.260
58	32.882	2:06.075
99	33.002	2:06.110
10	33.232	2:06.021
31	40.880	2:03.108
191	44.863	2:06.809
70	47.714	2:10.043
66	58.602	2:08.867
18	58.938	2:08.945
48	1:05.606	2:10.028
400	1:08.655	2:11.596
69	1:08.951	2:11.469
73	1:27.529	2:12.902
4	1:43.827	2:17.339

LAP 7 @ 14:11:43.598

NO	BEHIND	LAP TIME
60		2:00.780
777	0.204	2:00.821
131	0.340	2:00.872
35	0.814	2:00.992
8	3.312	1:59.391
19	3.658	1:59.762
14	1 Lap	2:20.371
77	12.013	2:02.522
311	13.683	2:03.102
125	18.965	2:03.594
20	23.998	2:03.989
34	24.116	2:03.131
95	25.825	2:04.445
27	26.398	2:05.133
141	27.043	2:04.780
118	27.345	2:04.582
23	1 Lap	2:21.715
58	37.912	2:05.810
32	38.206	2:06.228
99	38.263	2:06.041
10	38.522	2:06.070
31	44.442	2:04.342
70	56.865	2:09.931
44	1:07.803	2:36.275
18	1:08.305	2:10.147
66	1:08.582	2:10.760
48	1:15.870	2:11.044
400	1:18.135	2:10.260
69	1:18.695	2:10.524
73	1:40.563	2:13.814
4	1:59.954	2:16.907

LAP 8 @ 14:13:43.641

NO	BEHIND	LAP TIME
60		2:00.043
777	0.263	2:00.102
131	1.058	2:00.761

NO	BEHIND	LAP TIME
8	1.155	1:57.886
35	1.244	2:00.473
19	3.335	1:59.720
77	15.490	2:03.520
311	17.318	2:03.678
125	23.324	2:04.402
34	27.400	2:03.327
20	27.498	2:03.543
14	1 Lap	2:21.694
95	28.918	2:03.136
27	29.015	2:02.660
141	30.502	2:03.502
118	30.616	2:03.314
32	43.941	2:05.778
99	44.024	2:05.804
58	44.300	2:06.431
10	46.179	2:07.700
31	47.293	2:02.894
23	1 Lap	2:19.961
70	1:06.797	2:09.975
44	1:16.921	2:09.161
18	1:16.967	2:08.705
66	1:17.555	2:09.016
48	1:26.520	2:10.693
69	1:28.915	2:10.263
400	1:29.503	2:11.411
73	1:52.274	2:11.754

BMCRC - MRO Championships 2022 - Rnd 4 @ Oulton Park

ACU Team Green Junior Cup & Senior 300

RACE 11 - SECTOR ANALYSIS



SECTOR 1 = FL to I1, SECTOR 2 = I1 to FL, DIFF = Difference To Personal Best Lap, P = Crossed Finish Line in Pit Lane, D = Time Disallowed

P1 60 J		Lennon DOCHERTY		Kawasaki NINJA 400 - Doc Fit Training			
IDEAL LAP TIME : 2:00.037		BEST LAP TIME : 2:00.043		DIFFERENCE : 0.006			
LAP	SECTOR 1	SECTOR 2	LAP TIME	MPH	DIFF	TIME OF DAY	
1 -		33.902	2:06.247	76.76	6.204	13:59:38.618	
2 -	1:27.579	33.499	2:01.078	80.04	1.035	14:01:39.696	
3 -	1:26.781	33.363	2:00.144 (2)	80.66	0.101	14:03:39.840	
4 -	1:27.264	34.093	2:01.357	79.85	1.314	14:05:41.197	
5 -	1:27.422	33.455	2:00.877	80.17	0.834	14:07:42.074	
6 -	1:27.200	33.544	2:00.744 (3)	80.26	0.701	14:09:42.818	
7 -	1:27.163	33.617	2:00.780	80.23	0.737	14:11:43.598	
8 -	1:26.787	33.256	2:00.043 (1)	80.73		14:13:43.641	

P2 777 J		Maximus HARDY		Kawasaki NINJA 400 - DAD			
IDEAL LAP TIME : 1:59.772		BEST LAP TIME : 2:00.102		DIFFERENCE : 0.330			
LAP	SECTOR 1	SECTOR 2	LAP TIME	MPH	DIFF	TIME OF DAY	
1 -		33.611	2:06.755	76.45	6.653	13:59:39.126	
2 -	1:27.275	33.395	2:00.670 (3)	80.31	0.568	14:01:39.796	
3 -	1:26.871	33.396	2:00.267 (2)	80.58	0.165	14:03:40.063	
4 -	1:27.259	33.931	2:01.190	79.96	1.088	14:05:41.253	
5 -	1:27.258	33.653	2:00.911	80.15	0.809	14:07:42.164	
6 -	1:27.028	33.789	2:00.817	80.21	0.715	14:09:42.981	
7 -	1:27.075	33.746	2:00.821	80.21	0.719	14:11:43.802	
8 -	1:27.201	32.901	2:00.102 (1)	80.69		14:13:43.904	

P3 131 J		Dylan MELLOR		Kawasaki NINJA 300 - BDS Motorcycles			
IDEAL LAP TIME : 1:59.673		BEST LAP TIME : 1:59.805		DIFFERENCE : 0.132			
LAP	SECTOR 1	SECTOR 2	LAP TIME	MPH	DIFF	TIME OF DAY	
1 -		33.827	2:06.862	76.39	7.057	13:59:39.233	
2 -	1:27.463	33.672	2:01.135	80.00	1.330	14:01:40.368	
3 -	1:26.567	33.238	1:59.805 (1)	80.89		14:03:40.173	
4 -	1:26.967	34.012	2:00.979	80.10	1.174	14:05:41.152	
5 -	1:27.824	33.458	2:01.282	79.90	1.477	14:07:42.434	
6 -	1:27.197	33.435	2:00.632 (2)	80.33	0.827	14:09:43.066	
7 -	1:27.236	33.636	2:00.872	80.17	1.067	14:11:43.938	
8 -	1:27.655	33.106	2:00.761 (3)	80.25	0.956	14:13:44.699	

P4 8 S		Phil ATKINSON		Kawasaki NINJA 400 - ROSE MOT/Q Oil Treatments			
IDEAL LAP TIME : 1:57.886		BEST LAP TIME : 1:57.886		DIFFERENCE : 0.000			
LAP	SECTOR 1	SECTOR 2	LAP TIME	MPH	DIFF	TIME OF DAY	
1 -		33.452	2:06.397	76.67	8.511	13:59:38.768	
2 -	1:27.678	33.660	2:01.338	79.87	3.452	14:01:40.106	
3 -	1:26.151	33.708	1:59.859 (3)	80.85	1.973	14:03:39.965	
4 -	1:27.709	33.496	2:01.205	79.95	3.319	14:05:41.170	
5 -	1:31.856	33.813	2:05.669	77.11	7.783	14:07:46.839	
6 -	1:27.172	33.508	2:00.680	80.30	2.794	14:09:47.519	
7 -	1:25.912	33.479	1:59.391 (2)	81.17	1.505	14:11:46.910	
8 -	1:25.232	32.654	1:57.886 (1)	82.20		14:13:44.796	

P5 35 J		Zack WESTON		Kawasaki NINJA 400 - NW Racing			
IDEAL LAP TIME : 2:00.092		BEST LAP TIME : 2:00.092		DIFFERENCE : 0.000			
LAP	SECTOR 1	SECTOR 2	LAP TIME	MPH	DIFF	TIME OF DAY	
1 -		33.815	2:06.499	76.61	6.407	13:59:38.870	
2 -	1:27.672	33.647	2:01.319	79.88	1.227	14:01:40.189	
3 -	1:27.175	32.917	2:00.092 (1)	80.69		14:03:40.281	
4 -	1:27.719	33.356	2:01.075	80.04	0.983	14:05:41.356	
5 -	1:27.735	33.174	2:00.909 (3)	80.15	0.817	14:07:42.265	
6 -	1:27.867	33.288	2:01.155	79.99	1.063	14:09:43.420	
7 -	1:27.522	33.470	2:00.992	80.09	0.900	14:11:44.412	
8 -	1:27.254	33.219	2:00.473 (2)	80.44	0.381	14:13:44.885	

BMCRC - MRO Championships 2022 - Rnd 4 @ Oulton Park

ACU Team Green Junior Cup & Senior 300

RACE 11 - SECTOR ANALYSIS



SECTOR 1 = FL to I1, SECTOR 2 = I1 to FL, DIFF = Difference To Personal Best Lap, P = Crossed Finish Line in Pit Lane, D = Time Disallowed

P6 19 J James O'MARA		Kawasaki NINJA 400 - BRP Machining Ltd				
IDEAL LAP TIME : 1:59.353		BEST LAP TIME : 1:59.720		DIFFERENCE : 0.367		
LAP	SECTOR 1	SECTOR 2	LAP TIME	MPH	DIFF	TIME OF DAY
1 -		33.537	2:08.280	75.54	8.560	13:59:40.651
2 -	1:27.445	33.278	2:00.723	80.27	1.003	14:01:41.374
3 -	1:27.726	33.574	2:01.300	79.89	1.580	14:03:42.674
4 -	1:30.243	33.602	2:03.845	78.25	4.125	14:05:46.519
5 -	1:26.551	33.858	2:00.409 (3)	80.48	0.689	14:07:46.928
6 -	1:27.103	33.463	2:00.566	80.38	0.846	14:09:47.494
7 -	1:26.293	33.469	1:59.762 (2)	80.92	0.042	14:11:47.256
8 -	1:26.075	33.645	1:59.720 (1)	80.94		14:13:46.976

P7 77 J Joe WHITE		Kawasaki NINJA 400 - Just In Graphics /MZ CONTRACTS/ Silver				
IDEAL LAP TIME : 2:01.860		BEST LAP TIME : 2:01.860		DIFFERENCE : 0.000		
LAP	SECTOR 1	SECTOR 2	LAP TIME	MPH	DIFF	TIME OF DAY
1 -		33.444	2:08.627	75.34	6.767	13:59:40.998
2 -	1:29.364	33.555	2:02.919	78.84	1.059	14:01:43.917
3 -	1:28.798	33.952	2:02.750	78.95	0.890	14:03:46.667
4 -	1:29.026	33.641	2:02.667	79.00	0.807	14:05:49.334
5 -	1:28.440	33.455	2:01.895 (2)	79.50	0.035	14:07:51.229
6 -	1:28.434	33.426	2:01.860 (1)	79.52		14:09:53.089
7 -	1:28.699	33.823	2:02.522 (3)	79.09	0.662	14:11:55.611
8 -	1:29.573	33.947	2:03.520	78.45	1.660	14:13:59.131

P8 311 J Nathan-Ellis WARD		Kawasaki NINJA 300 - Zipped up racing				
IDEAL LAP TIME : 2:01.345		BEST LAP TIME : 2:01.345		DIFFERENCE : 0.000		
LAP	SECTOR 1	SECTOR 2	LAP TIME	MPH	DIFF	TIME OF DAY
1 -		33.839	2:08.304	75.53	6.959	13:59:40.675
2 -	1:27.991	33.354	2:01.345 (1)	79.86		14:01:42.020
3 -	1:28.123	33.749	2:01.872 (2)	79.52	0.527	14:03:43.892
4 -	1:29.084	33.927	2:03.011 (3)	78.78	1.666	14:05:46.903
5 -	1:28.826	34.350	2:03.176	78.67	1.831	14:07:50.079
6 -	1:29.426	34.674	2:04.100	78.09	2.755	14:09:54.179
7 -	1:28.642	34.460	2:03.102	78.72	1.757	14:11:57.281
8 -	1:29.379	34.299	2:03.678	78.35	2.333	14:14:00.959

P9 125 J Ben JOLLIFFE		Kawasaki NINJA 300 -				
IDEAL LAP TIME : 2:01.840		BEST LAP TIME : 2:02.013		DIFFERENCE : 0.173		
LAP	SECTOR 1	SECTOR 2	LAP TIME	MPH	DIFF	TIME OF DAY
1 -		33.573	2:09.942	74.58	7.929	13:59:42.313
2 -	1:28.315	33.698	2:02.013 (1)	79.42		14:01:44.326
3 -	1:28.292	34.138	2:02.430 (2)	79.15	0.417	14:03:46.756
4 -	1:28.715	33.961	2:02.676	78.99	0.663	14:05:49.432
5 -	1:32.940	34.021	2:06.961	76.33	4.948	14:07:56.393
6 -	1:28.267	34.309	2:02.576 (3)	79.06	0.563	14:09:58.969
7 -	1:29.527	34.067	2:03.594	78.41	1.581	14:12:02.563
8 -	1:30.316	34.086	2:04.402	77.90	2.389	14:14:06.965

P10 34 J Oliver ARBON		Kawasaki NINJA 400 - tt plumbing and heating				
IDEAL LAP TIME : 2:03.005		BEST LAP TIME : 2:03.131		DIFFERENCE : 0.126		
LAP	SECTOR 1	SECTOR 2	LAP TIME	MPH	DIFF	TIME OF DAY
1 -		34.224	2:10.178	74.44	7.047	13:59:42.549
2 -	1:30.675	33.820	2:04.495	77.84	1.364	14:01:47.044
3 -	1:30.596	33.949	2:04.545	77.81	1.414	14:03:51.589
4 -	1:30.220	34.348	2:04.568	77.79	1.437	14:05:56.157
5 -	1:30.319	34.217	2:04.536	77.81	1.405	14:08:00.693
6 -	1:29.907	33.983	2:03.890 (3)	78.22	0.759	14:10:04.583
7 -	1:29.185	33.946	2:03.131 (1)	78.70		14:12:07.714
8 -	1:29.488	33.839	2:03.327 (2)	78.58	0.196	14:14:11.041

BMCRC - MRO Championships 2022 - Rnd 4 @ Oulton Park

ACU Team Green Junior Cup & Senior 300

RACE 11 - SECTOR ANALYSIS



SECTOR 1 = FL to I1, SECTOR 2 = I1 to FL, DIFF = Difference To Personal Best Lap, P = Crossed Finish Line in Pit Lane, D = Time Disallowed

P11 20 J		Jack MUIR		Kawasaki NINJA 400 -			
IDEAL LAP TIME : 2:02.443		BEST LAP TIME : 2:02.656		DIFFERENCE : 0.213			
LAP	SECTOR 1	SECTOR 2	LAP TIME	MPH	DIFF	TIME OF DAY	
1 -		34.110	2:10.750	74.12	8.094	13:59:43.121	
2 -	1:30.378	34.160	2:04.538	77.81	1.882	14:01:47.659	
3 -	1:29.418	34.498	2:03.916	78.20	1.260	14:03:51.575	
4 -	1:32.143	33.851	2:05.994	76.91	3.338	14:05:57.569	
5 -	1:29.319	34.063	2:03.382 (2)	78.54	0.726	14:08:00.951	
6 -	1:28.592	34.064	2:02.656 (1)	79.01		14:10:03.607	
7 -	1:29.682	34.307	2:03.989	78.16	1.333	14:12:07.596	
8 -	1:29.357	34.186	2:03.543 (3)	78.44	0.887	14:14:11.139	

P12 95 J		Greg MARSHALL		Kawasaki NINJA 300 - Mum & Dad; HEL Performance			
IDEAL LAP TIME : 2:02.814		BEST LAP TIME : 2:03.136		DIFFERENCE : 0.322			
LAP	SECTOR 1	SECTOR 2	LAP TIME	MPH	DIFF	TIME OF DAY	
1 -		33.731	2:10.835	74.07	7.699	13:59:43.206	
2 -	1:30.436	34.148	2:04.584	77.78	1.448	14:01:47.790	
3 -	1:30.067	34.031	2:04.098 (3)	78.09	0.962	14:03:51.888	
4 -	1:30.692	34.153	2:04.845	77.62	1.709	14:05:56.733	
5 -	1:30.045	34.279	2:04.324	77.95	1.188	14:08:01.057	
6 -	1:30.035	33.886	2:03.921 (2)	78.20	0.785	14:10:04.978	
7 -	1:30.124	34.321	2:04.445	77.87	1.309	14:12:09.423	
8 -	1:29.083	34.053	2:03.136 (1)	78.70		14:14:12.559	

P13 27 J		Felix DORLING		Kawasaki NINJA 400 - Kernow Controls			
IDEAL LAP TIME : 2:02.660		BEST LAP TIME : 2:02.660		DIFFERENCE : 0.000			
LAP	SECTOR 1	SECTOR 2	LAP TIME	MPH	DIFF	TIME OF DAY	
1 -		33.853	2:10.394	74.32	7.734	13:59:42.765	
2 -	1:29.941	34.215	2:04.156 (3)	78.05	1.496	14:01:46.921	
3 -	1:30.338	34.076	2:04.414	77.89	1.754	14:03:51.335	
4 -	1:30.293	34.792	2:05.085	77.47	2.425	14:05:56.420	
5 -	1:30.918	33.847	2:04.765	77.67	2.105	14:08:01.185	
6 -	1:29.750	33.928	2:03.678 (2)	78.35	1.018	14:10:04.863	
7 -	1:31.047	34.086	2:05.133	77.44	2.473	14:12:09.996	
8 -	1:29.158	33.502	2:02.660 (1)	79.00		14:14:12.656	

P14 141 J		Noah GUILLERY		Kawasaki NINJA 300 - MDM-R			
IDEAL LAP TIME : 2:03.269		BEST LAP TIME : 2:03.269		DIFFERENCE : 0.000			
LAP	SECTOR 1	SECTOR 2	LAP TIME	MPH	DIFF	TIME OF DAY	
1 -		34.405	2:12.883	72.93	9.614	13:59:45.254	
2 -	1:30.866	34.538	2:05.404	77.28	2.135	14:01:50.658	
3 -	1:30.386	34.200	2:04.586	77.78	1.317	14:03:55.244	
4 -	1:29.301	34.144	2:03.445 (2)	78.50	0.176	14:05:58.689	
5 -	1:29.289	33.980	2:03.269 (1)	78.61		14:08:01.958	
6 -	1:29.634	34.269	2:03.903	78.21	0.634	14:10:05.861	
7 -	1:30.265	34.515	2:04.780	77.66	1.511	14:12:10.641	
8 -	1:29.514	33.988	2:03.502 (3)	78.47	0.233	14:14:14.143	

P15 118 J		Max HALL		Kawasaki NINJA 300 - Racecraft rider development			
IDEAL LAP TIME : 2:03.314		BEST LAP TIME : 2:03.314		DIFFERENCE : 0.000			
LAP	SECTOR 1	SECTOR 2	LAP TIME	MPH	DIFF	TIME OF DAY	
1 -		34.289	2:11.336	73.79	8.022	13:59:43.707	
2 -	1:30.445	33.999	2:04.444	77.87	1.130	14:01:48.151	
3 -	1:30.273	33.892	2:04.165 (2)	78.05	0.851	14:03:52.316	
4 -	1:30.704	34.111	2:04.815	77.64	1.501	14:05:57.131	
5 -	1:31.113	33.858	2:04.971	77.54	1.657	14:08:02.102	
6 -	1:30.413	33.846	2:04.259 (3)	77.99	0.945	14:10:06.361	
7 -	1:29.857	34.725	2:04.582	77.79	1.268	14:12:10.943	
8 -	1:29.503	33.811	2:03.314 (1)	78.59		14:14:14.257	

BMCRC - MRO Championships 2022 - Rnd 4 @ Oulton Park

ACU Team Green Junior Cup & Senior 300

RACE 11 - SECTOR ANALYSIS



SECTOR 1 = FL to I1, SECTOR 2 = I1 to FL, DIFF = Difference To Personal Best Lap, P = Crossed Finish Line in Pit Lane, D = Time Disallowed

P16 32 S		Conor MURRAY		Kawasaki NINJA 300 -		
IDEAL LAP TIME : 2:05.020		BEST LAP TIME : 2:05.337		DIFFERENCE : 0.317		
LAP	SECTOR 1	SECTOR 2	LAP TIME	MPH	DIFF	TIME OF DAY
1 -		35.595	2:14.471	72.06	9.134	13:59:46.842
2 -	1:30.920	34.417	2:05.337 (1)	77.32		14:01:52.179
3 -	1:31.328	34.596	2:05.924	76.96	0.587	14:03:58.103
4 -	1:30.927	34.603	2:05.530 (2)	77.20	0.193	14:06:03.633
5 -	1:30.603	35.080	2:05.683 (3)	77.10	0.346	14:08:09.316
6 -	1:31.314	34.946	2:06.260	76.75	0.923	14:10:15.576
7 -	1:31.221	35.007	2:06.228	76.77	0.891	14:12:21.804
8 -	1:30.904	34.874	2:05.778	77.05	0.441	14:14:27.582

P17 99 S		Elizabeth CLEAVER		Kawasaki NINJA 400 -		
IDEAL LAP TIME : 2:04.843		BEST LAP TIME : 2:05.176		DIFFERENCE : 0.333		
LAP	SECTOR 1	SECTOR 2	LAP TIME	MPH	DIFF	TIME OF DAY
1 -		34.795	2:14.610	71.99	9.434	13:59:46.981
2 -	1:31.211	34.214	2:05.425 (2)	77.26	0.249	14:01:52.406
3 -	1:31.765	34.340	2:06.105	76.85	0.929	14:03:58.511
4 -	1:31.603	34.420	2:06.023	76.90	0.847	14:06:04.534
5 -	1:30.629	34.547	2:05.176 (1)	77.42		14:08:09.710
6 -	1:31.579	34.531	2:06.110	76.84	0.934	14:10:15.820
7 -	1:31.293	34.748	2:06.041	76.89	0.865	14:12:21.861
8 -	1:31.308	34.496	2:05.804 (3)	77.03	0.628	14:14:27.665

P18 58 J		Matthew WOOD		Kawasaki NINJA 300 -		
IDEAL LAP TIME : 2:04.967		BEST LAP TIME : 2:05.002		DIFFERENCE : 0.035		
LAP	SECTOR 1	SECTOR 2	LAP TIME	MPH	DIFF	TIME OF DAY
1 -		35.083	2:14.707	71.94	9.705	13:59:47.078
2 -	1:31.396	34.319	2:05.715 (2)	77.08	0.713	14:01:52.793
3 -	1:31.669	34.349	2:06.018	76.90	1.016	14:03:58.811
4 -	1:30.648	34.354	2:05.002 (1)	77.52		14:06:03.813
5 -	1:30.958	34.854	2:05.812	77.03	0.810	14:08:09.625
6 -	1:31.269	34.806	2:06.075	76.86	1.073	14:10:15.700
7 -	1:30.774	35.036	2:05.810 (3)	77.03	0.808	14:12:21.510
8 -	1:31.935	34.496	2:06.431	76.65	1.429	14:14:27.941

P19 10 S		Mike BRUNSDON		Kawasaki NINJA 400 - CF Fairford		
IDEAL LAP TIME : 2:04.939		BEST LAP TIME : 2:05.036		DIFFERENCE : 0.097		
LAP	SECTOR 1	SECTOR 2	LAP TIME	MPH	DIFF	TIME OF DAY
1 -		34.598	2:14.806	71.89	9.770	13:59:47.177
2 -	1:31.478	34.498	2:05.976	76.92	0.940	14:01:53.153
3 -	1:31.407	34.538	2:05.945 (3)	76.94	0.909	14:03:59.098
4 -	1:30.441	34.595	2:05.036 (1)	77.50		14:06:04.134
5 -	1:30.689	35.206	2:05.895 (2)	76.97	0.859	14:08:10.029
6 -	1:31.320	34.701	2:06.021	76.90	0.985	14:10:16.050
7 -	1:31.376	34.694	2:06.070	76.87	1.034	14:12:22.120
8 -	1:32.583	35.117	2:07.700	75.89	2.664	14:14:29.820

P20 31 J		Robbie PARK		Kawasaki NINJA - Friends & Family		
IDEAL LAP TIME : 2:02.832		BEST LAP TIME : 2:02.894		DIFFERENCE : 0.062		
LAP	SECTOR 1	SECTOR 2	LAP TIME	MPH	DIFF	TIME OF DAY
1 -		34.371	2:28.946	65.06	26.052	14:00:01.317
2 -	1:30.368	34.171	2:04.539	77.81	1.645	14:02:05.856
3 -	1:32.971	34.637	2:07.608	75.94	4.714	14:04:13.464
4 -	1:29.291	33.995	2:03.286 (3)	78.60	0.392	14:06:16.750
5 -	1:28.839	35.001	2:03.840	78.25	0.946	14:08:20.590
6 -	1:28.914	34.194	2:03.108 (2)	78.72	0.214	14:10:23.698
7 -	1:29.797	34.545	2:04.342	77.94	1.448	14:12:28.040
8 -	1:28.901	33.993	2:02.894 (1)	78.85		14:14:30.934

BMCRC - MRO Championships 2022 - Rnd 4 @ Oulton Park

ACU Team Green Junior Cup & Senior 300

RACE 11 - SECTOR ANALYSIS



SECTOR 1 = FL to I1, SECTOR 2 = I1 to FL, DIFF = Difference To Personal Best Lap, P = Crossed Finish Line in Pit Lane, D = Time Disallowed

P21 70 S Justin WHITE		Kawasaki NINJA 400 - Just In Graphics				
IDEAL LAP TIME : 2:06.489		BEST LAP TIME : 2:06.934		DIFFERENCE : 0.445		
LAP	SECTOR 1	SECTOR 2	LAP TIME	MPH	DIFF	TIME OF DAY
1 -		34.710	2:15.336	71.60	8.402	13:59:47.707
2 -	1:31.779	35.155	2:06.934 (1)	76.34		14:01:54.641
3 -	1:32.327	35.466	2:07.793 (2)	75.83	0.859	14:04:02.434
4 -	1:33.014	35.353	2:08.367 (3)	75.49	1.433	14:06:10.801
5 -	1:33.431	36.257	2:09.688	74.72	2.754	14:08:20.489
6 -	1:33.994	36.049	2:10.043	74.52	3.109	14:10:30.532
7 -	1:34.018	35.913	2:09.931	74.58	2.997	14:12:40.463
8 -	1:33.807	36.168	2:09.975	74.56	3.041	14:14:50.438

P22 44 J Sam GREEN		Kawasaki NINJA 300 -				
IDEAL LAP TIME : 2:05.163		BEST LAP TIME : 2:05.509		DIFFERENCE : 0.346		
LAP	SECTOR 1	SECTOR 2	LAP TIME	MPH	DIFF	TIME OF DAY
1 -		35.246	2:13.879	72.38	8.370	13:59:46.250
2 -	1:30.540	35.064	2:05.604 (2)	77.15	0.095	14:01:51.854
3 -	1:30.890	34.727	2:05.617 (3)	77.14	0.108	14:03:57.471
4 -	1:30.510	34.999	2:05.509 (1)	77.21		14:06:02.980
5 -	1:31.122	35.395	2:06.517	76.60	1.008	14:08:09.497
6 -	1:30.436	35.193	2:05.629	77.14	0.120	14:10:15.126
7 -	1:58.861	37.414	2:36.275	62.01	30.766	14:12:51.401
8 -	1:33.704	35.457	2:09.161	75.03	3.652	14:15:00.562

P23 18 J George HIGGINS		Kawasaki NINJA 400 - Aztec Racing				
IDEAL LAP TIME : 2:08.251		BEST LAP TIME : 2:08.705		DIFFERENCE : 0.454		
LAP	SECTOR 1	SECTOR 2	LAP TIME	MPH	DIFF	TIME OF DAY
1 -		35.626	2:20.278	69.08	11.573	13:59:52.649
2 -	1:35.691	36.066	2:11.757	73.55	3.052	14:02:04.406
3 -	1:34.266	35.555	2:09.821	74.65	1.116	14:04:14.227
4 -	1:33.634	35.726	2:09.360	74.91	0.655	14:06:23.587
5 -	1:33.410	35.814	2:09.224 (3)	74.99	0.519	14:08:32.811
6 -	1:33.623	35.322	2:08.945 (2)	75.15	0.240	14:10:41.756
7 -	1:34.324	35.823	2:10.147	74.46	1.442	14:12:51.903
8 -	1:32.929	35.776	2:08.705 (1)	75.29		14:15:00.608

P24 66 S Mark SMITH		Kawasaki NINJA 300 - MHP EXHAUST'S				
IDEAL LAP TIME : 2:08.520		BEST LAP TIME : 2:08.771		DIFFERENCE : 0.251		
LAP	SECTOR 1	SECTOR 2	LAP TIME	MPH	DIFF	TIME OF DAY
1 -		35.700	2:20.739	68.86	11.968	13:59:53.110
2 -	1:35.573	36.544	2:12.117	73.35	3.346	14:02:05.227
3 -	1:33.868	35.357	2:09.225	74.99	0.454	14:04:14.452
4 -	1:33.665	35.665	2:09.330	74.93	0.559	14:06:23.782
5 -	1:33.420	35.351	2:08.771 (1)	75.25		14:08:32.553
6 -	1:33.345	35.522	2:08.867 (2)	75.20	0.096	14:10:41.420
7 -	1:34.164	36.596	2:10.760	74.11	1.989	14:12:52.180
8 -	1:33.841	35.175	2:09.016 (3)	75.11	0.245	14:15:01.196

P25 48 S Kevin SABBARTON		Kawasaki NINJA 300 -				
IDEAL LAP TIME : 2:09.873		BEST LAP TIME : 2:10.028		DIFFERENCE : 0.155		
LAP	SECTOR 1	SECTOR 2	LAP TIME	MPH	DIFF	TIME OF DAY
1 -		35.781	2:20.579	68.93	10.551	13:59:52.950
2 -	1:35.895	36.701	2:12.596	73.08	2.568	14:02:05.546
3 -	1:35.662	35.583	2:11.245	73.84	1.217	14:04:16.791
4 -	1:34.443	35.802	2:10.245 (2)	74.40	0.217	14:06:27.036
5 -	1:35.346	36.014	2:11.360	73.77	1.332	14:08:38.396
6 -	1:34.290	35.738	2:10.028 (1)	74.53		14:10:48.424
7 -	1:35.292	35.752	2:11.044	73.95	1.016	14:12:59.468
8 -	1:34.835	35.858	2:10.693 (3)	74.15	0.665	14:15:10.161

BMCRC - MRO Championships 2022 - Rnd 4 @ Oulton Park

ACU Team Green Junior Cup & Senior 300

RACE 11 - SECTOR ANALYSIS



SECTOR 1 = FL to I1, SECTOR 2 = I1 to FL, DIFF = Difference To Personal Best Lap, P = Crossed Finish Line in Pit Lane, D = Time Disallowed

P26 69 J Dan DEARING		Kawasaki NINJA -				
IDEAL LAP TIME : 2:10.071		BEST LAP TIME : 2:10.263		DIFFERENCE : 0.192		
LAP	SECTOR 1	SECTOR 2	LAP TIME	MPH	DIFF	TIME OF DAY
1 -		35.385	2:22.048	68.22	11.785	13:59:54.419
2 -	1:36.357	35.997	2:12.354	73.22	2.091	14:02:06.773
3 -	1:35.654	35.440	2:11.094	73.92	0.831	14:04:17.867
4 -	1:34.686	35.867	2:10.553 (3)	74.23	0.290	14:06:28.420
5 -	1:35.437	36.443	2:11.880	73.48	1.617	14:08:40.300
6 -	1:35.529	35.940	2:11.469	73.71	1.206	14:10:51.769
7 -	1:34.965	35.559	2:10.524 (2)	74.24	0.261	14:13:02.293
8 -	1:34.860	35.403	2:10.263 (1)	74.39		14:15:12.556

P27 400 S Stuart THURTLÉ		Kawasaki NINJA 400 - TeamTortoise Racing				
IDEAL LAP TIME : 2:10.152		BEST LAP TIME : 2:10.260		DIFFERENCE : 0.108		
LAP	SECTOR 1	SECTOR 2	LAP TIME	MPH	DIFF	TIME OF DAY
1 -		35.803	2:19.676	69.38	9.416	13:59:52.047
2 -	1:36.478	36.155	2:12.633	73.06	2.373	14:02:04.680
3 -	1:36.137	35.902	2:12.039	73.39	1.779	14:04:16.719
4 -	1:35.353	36.032	2:11.385 (2)	73.76	1.125	14:06:28.104
5 -	1:35.461	36.312	2:11.773	73.54	1.513	14:08:39.877
6 -	1:35.323	36.273	2:11.596	73.64	1.336	14:10:51.473
7 -	1:34.349	35.911	2:10.260 (1)	74.39		14:13:01.733
8 -	1:35.170	36.241	2:11.411 (3)	73.74	1.151	14:15:13.144

P28 73 S Jemma HANNAFORD		Kawasaki NINJA 300 -				
IDEAL LAP TIME : 2:11.504		BEST LAP TIME : 2:11.604		DIFFERENCE : 0.100		
LAP	SECTOR 1	SECTOR 2	LAP TIME	MPH	DIFF	TIME OF DAY
1 -		35.244	2:21.697	68.39	10.093	13:59:54.068
2 -	1:36.260	35.344	2:11.604 (1)	73.63		14:02:05.672
3 -	1:42.157	36.035	2:18.192	70.12	6.588	14:04:23.864
4 -	1:42.387	35.926	2:18.313	70.06	6.709	14:06:42.177
5 -	1:39.172	36.096	2:15.268	71.64	3.664	14:08:57.445
6 -	1:36.990	35.912	2:12.902 (3)	72.92	1.298	14:11:10.347
7 -	1:38.293	35.521	2:13.814	72.42	2.210	14:13:24.161
8 -	1:36.367	35.387	2:11.754 (2)	73.55	0.150	14:15:35.915

P29 4 S Nigel FRANKLIN		Kawasaki NINJA - Jane Franklin				
IDEAL LAP TIME : 2:16.131		BEST LAP TIME : 2:16.907		DIFFERENCE : 0.776		
LAP	SECTOR 1	SECTOR 2	LAP TIME	MPH	DIFF	TIME OF DAY
1 -		37.092	2:25.408	66.64	8.501	13:59:57.779
2 -	1:39.801	37.568	2:17.369 (3)	70.54	0.462	14:02:15.148
3 -	1:41.244	37.671	2:18.915	69.76	2.008	14:04:34.063
4 -	1:40.045	37.666	2:17.711	70.37	0.804	14:06:51.774
5 -	1:39.964	37.568	2:17.532	70.46	0.625	14:09:09.306
6 -	1:39.039	38.300	2:17.339 (2)	70.56	0.432	14:11:26.645
7 -	1:39.377	37.530	2:16.907 (1)	70.78		14:13:43.552

P30 14 J Maryann McCARTNEY		Kawasaki NINJA 300 - McCartney Racing				
IDEAL LAP TIME : 2:19.547		BEST LAP TIME : 2:20.371		DIFFERENCE : 0.824		
LAP	SECTOR 1	SECTOR 2	LAP TIME	MPH	DIFF	TIME OF DAY
1 -		37.796	2:28.304	65.34	7.933	14:00:00.675
2 -	1:42.935	38.632	2:21.567 (2)	68.45	1.196	14:02:22.242
3 -	1:43.326	38.367	2:21.693 (3)	68.39	1.322	14:04:43.935
4 -	1:45.502	38.335	2:23.837	67.37	3.466	14:07:07.772
5 -	1:43.006	38.806	2:21.812	68.33	1.441	14:09:29.584
6 -	1:41.751	38.620	2:20.371 (1)	69.04		14:11:49.955
7 -	1:43.498	38.196	2:21.694	68.39	1.323	14:14:11.649

BMCRC - MRO Championships 2022 - Rnd 4 @ Oulton Park

ACU Team Green Junior Cup & Senior 300

RACE 11 - SECTOR ANALYSIS



SECTOR 1 = FL to I1, SECTOR 2 = I1 to FL, DIFF = Difference To Personal Best Lap, P = Crossed Finish Line in Pit Lane, D = Time Disallowed

P31 23 S		Saskya BUSH		Kawasaki NINJA 300 -		
IDEAL LAP TIME : 2:19.961		BEST LAP TIME : 2:19.961		DIFFERENCE : 0.000		
LAP	SECTOR 1	SECTOR 2	LAP TIME	MPH	DIFF	TIME OF DAY
1 -		41.992	2:42.208	59.74	22.247	14:00:14.579
2 -	1:48.496	39.892	2:28.388	65.31	8.427	14:02:42.967
3 -	1:45.870	39.700	2:25.570	66.57	5.609	14:05:08.537
4 -	1:43.310	39.222	2:22.532	67.99	2.571	14:07:31.069
5 -	1:43.535	38.967	2:22.502 (3)	68.00	2.541	14:09:53.571
6 -	1:42.811	38.904	2:21.715 (2)	68.38	1.754	14:12:15.286
7 -	1:41.972	37.989	2:19.961 (1)	69.24		14:14:35.247

P32 91 J		Sam HIRST		Kawasaki NINJA - Valley Racing		
IDEAL LAP TIME : 2:00.904		BEST LAP TIME : 2:01.226		DIFFERENCE : 0.322		
LAP	SECTOR 1	SECTOR 2	LAP TIME	MPH	DIFF	TIME OF DAY
1 -		33.402	2:07.471	76.02	6.245	13:59:39.842
2 -	1:28.543	33.199	2:01.742 (3)	79.60	0.516	14:01:41.584
3 -	1:27.705	33.521	2:01.226 (1)	79.94		14:03:42.810
4 -	1:28.104	33.777	2:01.881	79.51	0.655	14:05:44.691
5 -	1:27.836	33.717	2:01.553 (2)	79.72	0.327	14:07:46.244
6 -	1:27.965	34.021	2:01.986	79.44	0.760	14:09:48.230

P33 191 J		Craig DANCE		Kawasaki NINJA 300 -		
IDEAL LAP TIME : 2:06.717		BEST LAP TIME : 2:06.809		DIFFERENCE : 0.092		
LAP	SECTOR 1	SECTOR 2	LAP TIME	MPH	DIFF	TIME OF DAY
1 -		34.941	2:16.992	70.74	10.183	13:59:49.363
2 -	1:33.204	34.723	2:07.927 (3)	75.75	1.118	14:01:57.290
3 -	1:33.181	34.812	2:07.993	75.71	1.184	14:04:05.283
4 -	1:32.784	34.790	2:07.574 (2)	75.96	0.765	14:06:12.857
5 -	1:32.506	35.509	2:08.015	75.70	1.206	14:08:20.872
6 -	1:31.994	34.815	2:06.809 (1)	76.42		14:10:27.681

P34 173 S		Jason HEANAN		Kawasaki NINJA 300 -		
IDEAL LAP TIME : 2:06.232		BEST LAP TIME : 2:06.367		DIFFERENCE : 0.135		
LAP	SECTOR 1	SECTOR 2	LAP TIME	MPH	DIFF	TIME OF DAY
1 -		35.117	2:17.730	70.36	11.363	13:59:50.101
2 -	1:31.586	34.781	2:06.367 (1)	76.69		14:01:56.468
3 -	1:31.754	34.646	2:06.400 (2)	76.67	0.033	14:04:02.868
4 -	1:32.191	35.311	2:07.502 (3)	76.00	1.135	14:06:10.370

P35 0 J		Sam ATKINSON		Kawasaki NINJA 400 -		
IDEAL LAP TIME : 2:34.485		BEST LAP TIME : 2:34.495		DIFFERENCE : 0.010		
LAP	SECTOR 1	SECTOR 2	LAP TIME	MPH	DIFF	TIME OF DAY
1 -		41.490	2:41.519	60.00	7.024	14:00:13.890
2 -	1:52.995	41.500	2:34.495 (1)	62.72		14:02:48.385
3 -	1:53.116	IN PIT	2:39.809 P	60.64	5.314	14:05:28.194

BMCRC - MRO Championships 2022 - Rnd 4 @ Oulton Park

ACU Team Green Junior Cup & Senior 300

RACE 11 - BEST SECTORS

SECTOR 1			SECTOR 2			IDEAL / BEST COMPARISON						
POS	NO	NAME	TIME	NO	NAME	TIME	POS	NO	NAME	IDEAL	BEST	DIFF
									PERFECT LAP	1:57.886		
1	8	ATKINSON	1:25.232	8	ATKINSON	32.654	1	8	ATKINSON	1:57.886	1:57.886	0.000
2	19	O'MARA	1:26.075	777	HARDY	32.901	2	19	O'MARA	1:59.353	1:59.720	0.367
3	131	MELLOR	1:26.567	35	WESTON	32.917	3	131	MELLOR	1:59.673	1:59.805	0.132
4	60	DOCHERTY	1:26.781	131	MELLOR	33.106	4	777	HARDY	1:59.772	2:00.102	0.330
5	777	HARDY	1:26.871	91	HIRST	33.199	5	60	DOCHERTY	2:00.037	2:00.043	0.006
6	35	WESTON	1:27.175	60	DOCHERTY	33.256	6	35	WESTON	2:00.092	2:00.092	0.000
7	91	HIRST	1:27.705	19	O'MARA	33.278	7	91	HIRST	2:00.904	2:01.226	0.322
8	311	WARD	1:27.991	311	WARD	33.354	8	311	WARD	2:01.345	2:01.345	0.000
9	125	JOLLIFFE	1:28.267	77	WHITE	33.426	9	125	JOLLIFFE	2:01.840	2:02.013	0.173
10	77	WHITE	1:28.434	27	DORLING	33.502	10	77	WHITE	2:01.860	2:01.860	0.000
11	20	MUIR	1:28.592	125	JOLLIFFE	33.573	11	20	MUIR	2:02.443	2:02.656	0.213
12	31	PARK	1:28.839	95	MARSHALL	33.731	12	27	DORLING	2:02.660	2:02.660	0.000
13	95	MARSHALL	1:29.083	118	HALL	33.811	13	95	MARSHALL	2:02.814	2:03.136	0.322
14	27	DORLING	1:29.158	34	ARBON	33.820	14	31	PARK	2:02.832	2:02.894	0.062
15	34	ARBON	1:29.185	20	MUIR	33.851	15	34	ARBON	2:03.005	2:03.131	0.126
16	141	GUILLERY	1:29.289	141	GUILLERY	33.980	16	141	GUILLERY	2:03.269	2:03.269	0.000
17	118	HALL	1:29.503	31	PARK	33.993	17	118	HALL	2:03.314	2:03.314	0.000
18	44	GREEN	1:30.436	99	CLEAVER	34.214	18	99	CLEAVER	2:04.843	2:05.176	0.333
19	10	BRUNSDON	1:30.441	58	WOOD	34.319	19	10	BRUNSDON	2:04.939	2:05.036	0.097
20	32	MURRAY	1:30.603	32	MURRAY	34.417	20	58	WOOD	2:04.967	2:05.002	0.035
21	99	CLEAVER	1:30.629	10	BRUNSDON	34.498	21	32	MURRAY	2:05.020	2:05.337	0.317
22	58	WOOD	1:30.648	173	HEANAN	34.646	22	44	GREEN	2:05.163	2:05.509	0.346
23	173	HEANAN	1:31.586	70	WHITE	34.710	23	173	HEANAN	2:06.232	2:06.367	0.135
24	70	WHITE	1:31.779	191	DANCE	34.723	24	70	WHITE	2:06.489	2:06.934	0.445
25	191	DANCE	1:31.994	44	GREEN	34.727	25	191	DANCE	2:06.717	2:06.809	0.092
26	18	HIGGINS	1:32.929	66	SMITH	35.175	26	18	HIGGINS	2:08.251	2:08.705	0.454
27	66	SMITH	1:33.345	73	HANNAFORD	35.244	27	66	SMITH	2:08.520	2:08.771	0.251
28	48	SABBARTON	1:34.290	18	HIGGINS	35.322	28	48	SABBARTON	2:09.873	2:10.028	0.155
29	400	THURTL	1:34.349	69	DEARING	35.385	29	69	DEARING	2:10.071	2:10.263	0.192
30	69	DEARING	1:34.686	48	SABBARTON	35.583	30	400	THURTL	2:10.152	2:10.260	0.108
31	73	HANNAFORD	1:36.260	400	THURTL	35.803	31	73	HANNAFORD	2:11.504	2:11.604	0.100
32	4	FRANKLIN	1:39.039	4	FRANKLIN	37.092	32	4	FRANKLIN	2:16.131	2:16.907	0.776
33	14	McCARTNEY	1:41.751	14	McCARTNEY	37.796	33	14	McCARTNEY	2:19.547	2:20.371	0.824
34	23	BUSH	1:41.972	23	BUSH	37.989	34	23	BUSH	2:19.961	2:19.961	0.000
35	0	ATKINSON	1:52.995	0	ATKINSON	41.490	35	0	ATKINSON	2:34.485	2:34.495	0.010
36												

BMCRC - MRO Championships 2022 - Rnd 4 @ Oulton Park

ACU Team Green Junior Cup & Senior 300

RACE 11 - STATISTICS

Competitors Started	36
Planned Start	2022-06-04 @ 13:30:00.000
Actual Start	2022-06-04 @ 13:57:32.370
Finish Time	2022-06-04 @ 14:13:43.640
Track Length	2.6920mi.
Total Laps	264
Total Distance Covered	710.6955mi.

Session Fastest Lap History

NO	CL	NAME	LAP TIME	TIME OF DAY	LAP	VEHICLE
60	J	Lennon DOCHERTY	2:01.078	14:01:39.711	2	Kawasaki NINJA 400
777	J	Maximus HARDY	2:00.670	14:01:39.814	2	Kawasaki NINJA 400
60	J	Lennon DOCHERTY	2:00.144	14:03:39.856	3	Kawasaki NINJA 400
8	S	Phil ATKINSON	1:59.859	14:03:39.977	3	Kawasaki NINJA 400
131	J	Dylan MELLOR	1:59.805	14:03:40.213	3	Kawasaki NINJA 300
8	S	Phil ATKINSON	1:59.391	14:11:46.922	7	Kawasaki NINJA 400
8	S	Phil ATKINSON	1:57.886	14:13:44.776	8	Kawasaki NINJA 400

Session Leader History

NO	CL	NAME	FROM LAP	LAPS LED	DISTANCE	VEHICLE
60	J	Lennon DOCHERTY	1	3	8.07 miles	Kawasaki NINJA 400
131	J	Dylan MELLOR	4	1	2.69 miles	Kawasaki NINJA 300
60	J	Lennon DOCHERTY	5	4	10.76 miles	Kawasaki NINJA 400

Flag History

TYPE	TIME OF DAY
GREEN	13:57:32.370
FINISH	14:13:43.640

Flag Statistics

TYPE	COUNT	TOTAL LAPS	TOTAL TIME
Green	1	8	18:33.783
Red	0	0	0.000
Safety Car	0	0	0.000
FCY	0	0	0.000

BMCRC - MRO Championships 2022 - Rnd 4 @ Oulton Park

ACU Team Green Junior Cup & Senior 300

RACE 11 - STATISTICS

CLASS : J

24 Starters

Fastest Lap History

NO	NAME	LAP TIME	TIME OF DAY	LAP	VEHICLE
60	Lennon DOCHERTY	2:01.078	14:01:39.711	2	Kawasaki NINJA 400
777	Maximus HARDY	2:00.670	14:01:39.814	2	Kawasaki NINJA 400
60	Lennon DOCHERTY	2:00.144	14:03:39.856	3	Kawasaki NINJA 400
131	Dylan MELLOR	1:59.805	14:03:40.213	3	Kawasaki NINJA 300
19	James O'MARA	1:59.762	14:11:47.268	7	Kawasaki NINJA 400
19	James O'MARA	1:59.720	14:13:46.989	8	Kawasaki NINJA 400

Leader History

NO	NAME	FROM LAP	LAPS LED	DISTANCE	VEHICLE
60	Lennon DOCHERTY	1	3	8.07 miles	Kawasaki NINJA 400
131	Dylan MELLOR	4	1	2.69 miles	Kawasaki NINJA 300
60	Lennon DOCHERTY	5	4	10.76 miles	Kawasaki NINJA 400

BMCRC - MRO Championships 2022 - Rnd 4 @ Oulton Park

ACU Team Green Junior Cup & Senior 300

RACE 11 - STATISTICS

CLASS : S

12 Starters

Fastest Lap History

NO	NAME	LAP TIME	TIME OF DAY	LAP	VEHICLE
8	Phil ATKINSON	2:01.338	14:01:40.117	2	Kawasaki NINJA 400
8	Phil ATKINSON	1:59.859	14:03:39.977	3	Kawasaki NINJA 400
8	Phil ATKINSON	1:59.391	14:11:46.922	7	Kawasaki NINJA 400
8	Phil ATKINSON	1:57.886	14:13:44.776	8	Kawasaki NINJA 400

Leader History

NO	NAME	FROM LAP	LAPS LED	DISTANCE	VEHICLE
8	Phil ATKINSON	1	8	21.53 miles	Kawasaki NINJA 400



REACTIVE PARTS MRO POWERBIKES inc CLUBMAN 1000



BMCRC-MRO Championships - Round 4
Oulton Park International
3rd / 4th June 2022



Timing & Results Provided by Timing Solutions Ltd

www.tsl-timing.com

BMCRC - MRO Championships 2022 - Rnd 4 @ Oulton Park

Reactive Parts MRO Powerbikes inc Clubman 1000



QUALIFYING - CLASSIFICATION - AMENDED

POS	NO	CL	PIC NAME	ENTRY	TIME	ON	LAPS	GAP	DIFF	MPH
1	26		1 Josh WAINWRIGHT	Honda CBR1000RR - JW MOT Centre	1:51.723	6	6			86.74
2	28		2 Greg ALLSOP	Yamaha R1 - Allsop Construction Services ltd	1:52.650	7	7	0.927	0.927	86.03
3	9		3 Luke DIXON	Bmw S1000RR -	1:54.505	4	7	2.782	1.855	84.63
4	23		4 Max SYMONDS	BMW S1000RR - J&C Symonds LTD	1:54.617	4	7	2.894	0.112	84.55
5	48		5 Nicky WILSON	Suzuki GSXR 1000 - Demon GP/Haslemere Motorcycle	1:55.669	6	6	3.946	1.052	83.78
6	121		6 Tom TUNSTALL	BMW S1000RR - MotorcycleRaceParts - Integro	1:56.040	5	6	4.317	0.371	83.51
7	32		7 Martin MORRIS	BMW S1000RR - Morris Racing, Obsession Engineerin	1:56.555	4	6	4.832	0.515	83.14
8	2		8 Peter BAKER	Kawasaki ZX10R - T.J & Peter Baker MC/Dodfrey Eng	1:57.020	5	6	5.297	0.465	82.81
9	155		9 Jake MAJOR-BIRD	Suzuki GSXR1000R -	1:58.506	4	6	6.783	1.486	81.77
10	150		10 Sam MIDDLEMAS	Suzuki GSXR1000 - Albany Shed Co	1:58.534	5	6	6.811	0.028	81.75
11	449	C	1 Luke WALLINGTON	Yamaha R1 4C8 - BW Bespoke Developments Ltd	1:58.733	6	6	7.010	0.199	81.62
12	25		11 Sam SMITH	Yamaha YZF1000 R1 - Exclusiv events	1:58.948	6	6	7.225	0.215	81.47
13	86	C	2 Frederico LOPES	Yamaha R1 - FLR Procurement Ltd	1:58.960	6	6	7.237	0.012	81.46
14	18		12 Mathew WALDRON	Triumph Street Triple RS - Smallboy trackbikes	1:59.101	6	6	7.378	0.141	81.37
15	221	C	3 Matt VENN	Ducati V2 -	1:59.816	6	6	8.093	0.715	80.88
16	334	C	4 Anthony BRANDISH	Suzuki GSXR 1000 - BW bespoke developments ltd	2:01.255	5	6	9.532	1.439	79.92
17	188		13 Dawid KRAWIECKI	Yamaha R1 - Code Blue LTD & D A East Electrical	2:03.197	5	6	11.474	1.942	78.66
18	7	C	5 Seb JENKINS	Suzuki GSX-R 1000 - Long hours and hard graft	2:03.605	6	6	11.882	0.408	78.40
19	98		14 Rick DICKINSON	Ducati Panigale V4 - MotorcycleRaceParts.co.uk	2:06.055	5	6	14.332	2.450	76.88
20	110	C	6 Michael CLARKE	Yamaha R1 - BIKEBASE - MX5 PARTS WAREHOUSE	2:07.242	5	6	15.519	1.187	76.16
21	222	C	7 Phil ROOKE	Kawasaki ZX10R - Team Blumpkin Racing	2:07.343	6	6	15.620	0.101	76.10
22	46	C	8 Simon GATES	Yamaha YZF R1 - No Tallentino Racing Team FATI	2:07.831	4	5	16.108	0.488	75.81
23	711		15 Ritchie THORNTON	Kawasaki ZX10R - Team 71	2:08.856	4	5	17.133	1.025	75.21
24	57	C	9 Scott FORBES-COWDRY	Kawasaki ZX10R -	2:08.937	5	5	17.214	0.081	75.16
25	37		16 James BULL	- team bull racing	2:09.032	5	6	17.309	0.095	75.10
26	63		17 Matthew WREN	Suzuki GSXR - TBR performance	2:11.378	5	6	19.655	2.346	73.76
27	333		18 Andrew HOUGHTON	BMW S1000RR - Bahnstomer BMW	2:13.355	5	5	21.632	1.977	72.67
28	66		19 Stephen HARVEY	Kawasaki ZX10 -	2:15.494	5	5	23.771	2.139	71.52
29	163	C	10 Steve SMULOVIC	Suzuki GSXR1000 - SFC Racing	2:17.610	5	5	25.887	2.116	70.42
30	53	C	11 Seamus McGLYNN	Yamaha R1 -	2:22.480	1	3	30.757	4.870	68.01

Weather / Track : Bright / Damp

These results are provisional until the conclusion of any judicial and technical matters.

Oulton Park International: 2.6920 miles
Date: 03/06/2022 Start: 10:28 Finish: 10:40

Clerk Of Course :	Stewards :	Timekeeper : Richard Evans
-------------------	------------	----------------------------

Results can be found at www.tsl-timing.com

Printed - 11:06 Friday, 03 June 2022



BMCRC - MRO Championships 2022 - Rnd 4 @ Oulton Park

Reactive Parts MRO Powerbikes inc Clubman 1000

QUALIFYING - SECTOR ANALYSIS



SECTOR 1 = FL to I1, SECTOR 2 = I1 to FL, DIFF = Difference To Personal Best Lap, P = Crossed Finish Line in Pit Lane, D = Time Disallowed

P1 26		Josh WAINWRIGHT		Honda CBR1000RR - JW MOT Centre			
IDEAL LAP TIME : 1:51.723		BEST LAP TIME : 1:51.723		DIFFERENCE : 0.000			
LAP	SECTOR 1	SECTOR 2	LAP TIME	MPH	DIFF	TIME OF DAY	
1 -	1:39.466	34.981	2:14.447	72.08	22.724	10:30:54.573	
2 -	1:29.201	32.641	2:01.842	79.53	10.119	10:32:56.415	
3 -	1:26.310	32.492	1:58.802 (3)	81.57	7.079	10:34:55.217	
4 -	1:28.404	31.246	1:59.650	80.99	7.927	10:36:54.867	
5 -	1:25.220	30.669	1:55.889 (2)	83.62	4.166	10:38:50.756	
6 -	1:21.649	30.074	1:51.723 (1)	86.74		10:40:42.479	

P2 28		Greg ALLSOP		Yamaha R1 - Allsop Construction Services Ltd			
IDEAL LAP TIME : 1:52.650		BEST LAP TIME : 1:52.650		DIFFERENCE : 0.000			
LAP	SECTOR 1	SECTOR 2	LAP TIME	MPH	DIFF	TIME OF DAY	
1 -	1:31.978	31.424	2:03.402	78.53	10.752	10:30:30.650	
2 -	1:24.823	30.657	1:55.480	83.92	2.830	10:32:26.130	
3 -	1:23.520	30.769	1:54.289 (3)	84.79	1.639	10:34:20.419	
4 -	1:23.473	30.849	1:54.322	84.77	1.672	10:36:14.741	
5 -	1:23.865	32.020	1:55.885	83.62	3.235	10:38:10.626	
6 -	1:22.936	30.631	1:53.567 (2)	85.33	0.917	10:40:04.193	
7 -	1:22.155	30.495	1:52.650 (1)	86.03		10:41:56.843	

P3 9		Luke DIXON		Bmw S1000RR -			
IDEAL LAP TIME : 1:54.478		BEST LAP TIME : 1:54.505		DIFFERENCE : 0.027			
LAP	SECTOR 1	SECTOR 2	LAP TIME	MPH	DIFF	TIME OF DAY	
1 -	1:36.208	33.743	2:09.951	74.57	15.446	10:30:35.642	
2 -	1:27.376	32.373	1:59.749	80.93	5.244	10:32:35.391	
3 -	1:24.808	31.431	1:56.239	83.37	1.734	10:34:31.630	
4 -	1:23.463	31.042	1:54.505 (1)	84.63		10:36:26.135	
5 -	1:23.436	31.203	1:54.639 (2)	84.53	0.134	10:38:20.774	
6 -	1:24.555	31.306	1:55.861	83.64	1.356	10:40:16.635	
7 -	1:23.744	31.183	1:54.927 (3)	84.32	0.422	10:42:11.562	

P4 23		Max SYMONDS		BMW S1000RR - J&C Symonds LTD			
IDEAL LAP TIME : 1:54.128		BEST LAP TIME : 1:54.617		DIFFERENCE : 0.489			
LAP	SECTOR 1	SECTOR 2	LAP TIME	MPH	DIFF	TIME OF DAY	
1 -	1:31.705	32.880	2:04.585	77.78	9.968	10:30:34.913	
2 -	1:25.569	31.354	1:56.923	82.88	2.306	10:32:31.836	
3 -	1:23.754	31.166	1:54.920 (2)	84.33	0.303	10:34:26.756	
4 -	1:22.962	31.655	1:54.617 (1)	84.55		10:36:21.373	
5 -	1:23.511	31.509	1:55.020 (3)	84.25	0.403	10:38:16.393	
6 -	1:24.112	31.411	1:55.523	83.89	0.906	10:40:11.916	
7 -	1:25.026	32.254	1:57.280	82.63	2.663	10:42:09.196	

P5 48		Nicky WILSON		Suzuki GSXR 1000 - Demon GP/Haslemere Motorcycles			
IDEAL LAP TIME : 1:55.669		BEST LAP TIME : 1:55.669		DIFFERENCE : 0.000			
LAP	SECTOR 1	SECTOR 2	LAP TIME	MPH	DIFF	TIME OF DAY	
1 -	1:40.405	34.878	2:15.283	71.63	19.614	10:30:43.470	
2 -	1:28.419	32.965	2:01.384	79.84	5.715	10:32:44.854	
3 -	1:26.697	32.202	1:58.899	81.50	3.230	10:34:43.753	
4 -	1:25.457	31.991	1:57.448 (3)	82.51	1.779	10:36:41.201	
5 -	1:25.410	31.910	1:57.320 (2)	82.60	1.651	10:38:38.521	
6 -	1:24.292	31.377	1:55.669 (1)	83.78		10:40:34.190	

BMCRC - MRO Championships 2022 - Rnd 4 @ Oulton Park

Reactive Parts MRO Powerbikes inc Clubman 1000

QUALIFYING - SECTOR ANALYSIS



SECTOR 1 = FL to I1, SECTOR 2 = I1 to FL, DIFF = Difference To Personal Best Lap, P = Crossed Finish Line in Pit Lane, D = Time Disallowed

P6 121		Tom TUNSTALL		BMW S1000RR - MotorcycleRaceParts - Integro			
IDEAL LAP TIME : 1:56.040		BEST LAP TIME : 1:56.040		DIFFERENCE : 0.000			
LAP	SECTOR 1	SECTOR 2	LAP TIME	MPH	DIFF	TIME OF DAY	
1 -	1:41.752	34.045	2:15.797	71.36	19.757	10:31:35.080	
2 -	1:30.061	32.730	2:02.791	78.92	6.751	10:33:37.871	
3 -	1:28.553	32.754	2:01.307 (3)	79.89	5.267	10:35:39.178	
4 -	1:25.875	31.853	1:57.728 (2)	82.31	1.688	10:37:36.906	
5 -	1:24.541	31.499	1:56.040 (1)	83.51		10:39:32.946	
6 -	1:40.812	IN PIT	2:30.496 P	64.39	34.456	10:42:03.442	

P7 32		Martin MORRIS		BMW S1000RR - Morris Racing, Obsession Engineering			
IDEAL LAP TIME : 1:56.555		BEST LAP TIME : 1:56.555		DIFFERENCE : 0.000			
LAP	SECTOR 1	SECTOR 2	LAP TIME	MPH	DIFF	TIME OF DAY	
1 -	1:37.486	33.282	2:10.768	74.11	14.213	10:30:40.579	
2 -	1:28.960	31.942	2:00.902	80.15	4.347	10:32:41.481	
3 -	1:25.966	31.378	1:57.344 (2)	82.58	0.789	10:34:38.825	
4 -	1:25.243	31.312	1:56.555 (1)	83.14		10:36:35.380	
5 -	1:27.099	31.692	1:58.791	81.58	2.236	10:38:34.171	
6 -	1:26.000	31.746	1:57.746 (3)	82.30	1.191	10:40:31.917	

P8 2		Peter BAKER		Kawasaki ZX10R - TJ & Peter Baker MC/Dodfrey Eng			
IDEAL LAP TIME : 1:56.821		BEST LAP TIME : 1:57.020		DIFFERENCE : 0.199			
LAP	SECTOR 1	SECTOR 2	LAP TIME	MPH	DIFF	TIME OF DAY	
1 -	1:36.454	34.539	2:10.993	73.98	13.973	10:30:43.621	
2 -	1:27.232	32.163	1:59.395	81.17	2.375	10:32:43.016	
3 -	1:25.692	31.833	1:57.525 (3)	82.46	0.505	10:34:40.541	
4 -	1:25.353	31.837	1:57.190 (2)	82.69	0.170	10:36:37.731	
5 -	1:25.552	31.468	1:57.020 (1)	82.81		10:38:34.751	
6 -	1:26.125	31.966	1:58.091	82.06	1.071	10:40:32.842	

P9 155		Jake MAJOR-BIRD		Suzuki GSXR1000R -			
IDEAL LAP TIME : 1:58.335		BEST LAP TIME : 1:58.506		DIFFERENCE : 0.171			
LAP	SECTOR 1	SECTOR 2	LAP TIME	MPH	DIFF	TIME OF DAY	
1 -	1:40.815	35.477	2:16.292	71.10	17.786	10:31:00.036	
2 -	1:31.889	33.617	2:05.506	77.21	7.000	10:33:05.542	
3 -	1:29.102	32.325	2:01.427	79.81	2.921	10:35:06.969	
4 -	1:26.492	32.014	1:58.506 (1)	81.77		10:37:05.475	
5 -	1:27.501	32.430	1:59.931 (3)	80.80	1.425	10:39:05.406	
6 -	1:26.321	33.271	1:59.592 (2)	81.03	1.086	10:41:04.998	

P10 150		Sam MIDDLEMAS		Suzuki GSXR1000 - Albany Shed Co			
IDEAL LAP TIME : 1:58.219		BEST LAP TIME : 1:58.534		DIFFERENCE : 0.315			
LAP	SECTOR 1	SECTOR 2	LAP TIME	MPH	DIFF	TIME OF DAY	
1 -	1:40.252	35.319	2:15.571	71.48	17.037	10:30:47.872	
2 -	1:32.096	33.497	2:05.593	77.16	7.059	10:32:53.465	
3 -	1:29.046	32.225	2:01.271	79.91	2.737	10:34:54.736	
4 -	1:29.093	32.086	2:01.179 (3)	79.97	2.645	10:36:55.915	
5 -	1:26.353	32.181	1:58.534 (1)	81.75		10:38:54.449	
6 -	1:27.012	31.866	1:58.878 (2)	81.52	0.344	10:40:53.327	

P11 449 C		Luke WALLINGTON		Yamaha R1 4C8 - BW Bespoke Developments Ltd			
IDEAL LAP TIME : 1:58.258		BEST LAP TIME : 1:58.733		DIFFERENCE : 0.475			
LAP	SECTOR 1	SECTOR 2	LAP TIME	MPH	DIFF	TIME OF DAY	
1 -	1:40.325	34.759	2:15.084	71.74	16.351	10:30:44.693	
2 -	1:32.900	33.645	2:06.545	76.58	7.812	10:32:51.238	
3 -	1:29.886	32.312	2:02.198	79.30	3.465	10:34:53.436	
4 -	1:28.786	32.118	2:00.904 (2)	80.15	2.171	10:36:54.340	
5 -	1:29.261	31.664	2:00.925 (3)	80.14	2.192	10:38:55.265	
6 -	1:26.594	32.139	1:58.733 (1)	81.62		10:40:53.998	

BMCRC - MRO Championships 2022 - Rnd 4 @ Oulton Park

Reactive Parts MRO Powerbikes inc Clubman 1000

QUALIFYING - SECTOR ANALYSIS



SECTOR 1 = FL to I1, SECTOR 2 = I1 to FL, DIFF = Difference To Personal Best Lap, P = Crossed Finish Line in Pit Lane, D = Time Disallowed

P12 25		Sam SMITH		Yamaha YZF1000 R1 - Exclusiv events			
IDEAL LAP TIME : 1:58.948		BEST LAP TIME : 1:58.948		DIFFERENCE : 0.000			
LAP	SECTOR 1	SECTOR 2	LAP TIME	MPH	DIFF	TIME OF DAY	
1 -	1:47.193	38.077	2:25.270	66.71	26.322	10:31:18.872	
2 -	1:38.615	35.762	2:14.377	72.12	15.429	10:33:33.249	
3 -	1:35.815	34.300	2:10.115	74.48	11.167	10:35:43.364	
4 -	1:34.697	35.003	2:09.700 (3)	74.72	10.752	10:37:53.064	
5 -	1:30.124	32.858	2:02.982 (2)	78.80	4.034	10:39:56.046	
6 -	1:26.589	32.359	1:58.948 (1)	81.47		10:41:54.994	

P13 86 C		Frederico LOPES		Yamaha R1 - FLR Procurement Ltd			
IDEAL LAP TIME : 1:58.960		BEST LAP TIME : 1:58.960		DIFFERENCE : 0.000			
LAP	SECTOR 1	SECTOR 2	LAP TIME	MPH	DIFF	TIME OF DAY	
1 -	1:40.874	37.203	2:18.077	70.18	19.117	10:31:02.931	
2 -	1:33.618	34.379	2:07.997	75.71	9.037	10:33:10.928	
3 -	1:30.556	33.714	2:04.270	77.98	5.310	10:35:15.198	
4 -	1:28.013	33.468	2:01.481 (3)	79.77	2.521	10:37:16.679	
5 -	1:26.902	32.944	1:59.846 (2)	80.86	0.886	10:39:16.525	
6 -	1:26.332	32.628	1:58.960 (1)	81.46		10:41:15.485	

P14 18		Mathew WALDRON		Triumph Street Triple RS - Smallboy trackbikes			
IDEAL LAP TIME : 1:59.101		BEST LAP TIME : 1:59.101		DIFFERENCE : 0.000			
LAP	SECTOR 1	SECTOR 2	LAP TIME	MPH	DIFF	TIME OF DAY	
1 -	1:40.820	34.982	2:15.802	71.36	16.701	10:30:55.273	
2 -	1:30.633	33.254	2:03.887	78.22	4.786	10:32:59.160	
3 -	1:29.468	33.256	2:02.724	78.96	3.623	10:35:01.884	
4 -	1:28.246	32.887	2:01.133 (3)	80.00	2.032	10:37:03.017	
5 -	1:26.961	32.424	1:59.385 (2)	81.17	0.284	10:39:02.402	
6 -	1:26.690	32.411	1:59.101 (1)	81.37		10:41:01.503	

P15 221 C		Matt VENN		Ducati V2 -			
IDEAL LAP TIME : 1:59.816		BEST LAP TIME : 1:59.816		DIFFERENCE : 0.000			
LAP	SECTOR 1	SECTOR 2	LAP TIME	MPH	DIFF	TIME OF DAY	
1 -	1:38.404	34.507	2:12.911	72.91	13.095	10:31:09.284	
2 -	1:32.487	33.604	2:06.091	76.85	6.275	10:33:15.375	
3 -	1:31.242	33.116	2:04.358	77.93	4.542	10:35:19.733	
4 -	1:28.773	32.877	2:01.650 (2)	79.66	1.834	10:37:21.383	
5 -	1:29.255	32.783	2:02.038 (3)	79.41	2.222	10:39:23.421	
6 -	1:27.200	32.616	1:59.816 (1)	80.88		10:41:23.237	

P16 334 C		Anthony BRANDISH		Suzuki GSXR 1000 - BW bespoke developments ltd			
IDEAL LAP TIME : 2:01.059		BEST LAP TIME : 2:01.255		DIFFERENCE : 0.196			
LAP	SECTOR 1	SECTOR 2	LAP TIME	MPH	DIFF	TIME OF DAY	
1 -	1:40.010	35.300	2:15.310	71.62	14.055	10:30:44.146	
2 -	1:31.224	33.595	2:04.819	77.64	3.564	10:32:48.965	
3 -	1:29.605	32.997	2:02.602	79.04	1.347	10:34:51.567	
4 -	1:29.053	32.873	2:01.926 (2)	79.48	0.671	10:36:53.493	
5 -	1:28.220	33.035	2:01.255 (1)	79.92		10:38:54.748	
6 -	1:29.253	32.839	2:02.092 (3)	79.37	0.837	10:40:56.840	

P17 188		Dawid KRAWIECKI		Yamaha R1 - Code Blue LTD & D A East Electrical			
IDEAL LAP TIME : 2:02.521		BEST LAP TIME : 2:03.197		DIFFERENCE : 0.676			
LAP	SECTOR 1	SECTOR 2	LAP TIME	MPH	DIFF	TIME OF DAY	
1 -	1:38.962	34.383	2:13.345	72.67	10.148	10:31:05.378	
2 -	1:31.883	34.017	2:05.900 (2)	76.97	2.703	10:33:11.278	
3 -	1:32.582	33.560	2:06.142 (3)	76.82	2.945	10:35:17.420	
4 -	1:32.845	33.436	2:06.281	76.74	3.084	10:37:23.701	
5 -	1:29.085	34.112	2:03.197 (1)	78.66		10:39:26.898	
6 -	1:43.386	IN PIT	2:27.560 P	65.67	24.363	10:41:54.458	

BMCRC - MRO Championships 2022 - Rnd 4 @ Oulton Park

Reactive Parts MRO Powerbikes inc Clubman 1000

QUALIFYING - SECTOR ANALYSIS



SECTOR 1 = FL to I1, SECTOR 2 = I1 to FL, DIFF = Difference To Personal Best Lap, P = Crossed Finish Line in Pit Lane, D = Time Disallowed

P18		7 C		Seb JENKINS		Suzuki GSX-R 1000 - Long hours and hard graft	
IDEAL LAP TIME : 2:03.078		BEST LAP TIME : 2:03.605		DIFFERENCE : 0.527			
LAP	SECTOR 1	SECTOR 2	LAP TIME	MPH	DIFF	TIME OF DAY	
1 -	1:38.107	34.572	2:12.679	73.04	9.074	10:30:45.148	
2 -	1:31.165	33.396	2:04.561	77.80	0.956	10:32:49.709	
3 -	1:30.622	33.558	2:04.180	78.04	0.575	10:34:53.889	
4 -	1:30.258	33.456	2:03.714 (3)	78.33	0.109	10:36:57.603	
5 -	1:29.682	34.021	2:03.703 (2)	78.34	0.098	10:39:01.306	
6 -	1:30.207	33.398	2:03.605 (1)	78.40		10:41:04.911	

P19		98		Rick DICKINSON		Ducati Panigale V4 - MotorcycleRaceParts.co.uk	
IDEAL LAP TIME : 2:06.055		BEST LAP TIME : 2:06.055		DIFFERENCE : 0.000			
LAP	SECTOR 1	SECTOR 2	LAP TIME	MPH	DIFF	TIME OF DAY	
1 -	1:39.170	35.573	2:14.743	71.92	8.688	10:30:43.272	
2 -	1:35.641	35.286	2:10.927	74.02	4.872	10:32:54.199	
3 -	1:33.843	34.736	2:08.579	75.37	2.524	10:35:02.778	
4 -	1:31.772	34.473	2:06.245 (2)	76.76	0.190	10:37:09.023	
5 -	1:31.675	34.380	2:06.055 (1)	76.88		10:39:15.078	
6 -	1:31.698	34.734	2:06.432 (3)	76.65	0.377	10:41:21.510	

P20		110 C		Michael CLARKE		Yamaha R1 - BIKEBASE - MX5 PARTS WAREHOUSE	
IDEAL LAP TIME :		BEST LAP TIME : 2:07.242		DIFFERENCE :			
LAP	SECTOR 1	SECTOR 2	LAP TIME	MPH	DIFF	TIME OF DAY	
1 -			2:22.792	67.87	15.550	10:31:18.965	
2 -			2:10.698 (2)	74.15	3.456	10:33:29.663	
3 -			2:11.765 (3)	73.54	4.523	10:35:41.428	
4 -			2:12.502	73.14	5.260	10:37:53.930	
5 -			2:07.242 (1)	76.16		10:40:01.172	
6 -		<i>IN PIT</i>	2:11.936 P	73.45	4.694	10:42:13.108	

P21		222 C		Phil ROOKE		Kawasaki ZX10R - Team Blumpkin Racing	
IDEAL LAP TIME : 2:07.343		BEST LAP TIME : 2:07.343		DIFFERENCE : 0.000			
LAP	SECTOR 1	SECTOR 2	LAP TIME	MPH	DIFF	TIME OF DAY	
1 -	1:48.911	38.490	2:27.401	65.74	20.058	10:31:09.544	
2 -	1:41.805	36.529	2:18.334	70.05	10.991	10:33:27.878	
3 -	1:38.358	35.060	2:13.418	72.63	6.075	10:35:41.296	
4 -	1:37.440	35.573	2:13.013 (3)	72.85	5.670	10:37:54.309	
5 -	1:33.633	34.709	2:08.342 (2)	75.51	0.999	10:40:02.651	
6 -	1:33.186	34.157	2:07.343 (1)	76.10		10:42:09.994	

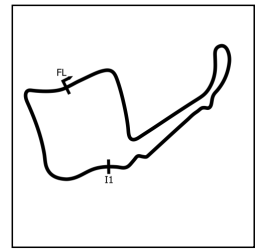
P22		46 C		Simon GATES		Yamaha YZF R1 - No Tallentino Racing Team FATI	
IDEAL LAP TIME : 2:07.831		BEST LAP TIME : 2:07.831		DIFFERENCE : 0.000			
LAP	SECTOR 1	SECTOR 2	LAP TIME	MPH	DIFF	TIME OF DAY	
1 -	1:42.787	36.429	2:19.216	69.61	11.385	10:31:01.949	
2 -	1:37.763	35.097	2:12.860 (3)	72.94	5.029	10:33:14.809	
3 -	1:35.344	34.997	2:10.341 (2)	74.35	2.510	10:35:25.150	
4 -	1:33.124	34.707	2:07.831 (1)	75.81		10:37:32.981	
5 -	1:34.027	<i>IN PIT</i>	2:16.389 P	71.05	8.558	10:39:49.370	

P23		711		Ritchie THORNTON		Kawasaki ZX10R - Team 71	
IDEAL LAP TIME : 2:08.856		BEST LAP TIME : 2:08.856		DIFFERENCE : 0.000			
LAP	SECTOR 1	SECTOR 2	LAP TIME	MPH	DIFF	TIME OF DAY	
1 -	1:43.724	36.968	2:20.692	68.88	11.836	10:31:41.311	
2 -	1:40.630	35.822	2:16.452 (3)	71.02	7.596	10:33:57.763	
3 -	1:35.608	35.638	2:11.246 (2)	73.84	2.390	10:36:09.009	
4 -	1:33.952	34.904	2:08.856 (1)	75.21		10:38:17.865	
5 -	1:35.236	<i>IN PIT</i>	2:20.532 P	68.96	11.676	10:40:38.397	

BMCRC - MRO Championships 2022 - Rnd 4 @ Oulton Park

Reactive Parts MRO Powerbikes inc Clubman 1000

QUALIFYING - SECTOR ANALYSIS



SECTOR 1 = FL to I1, SECTOR 2 = I1 to FL, DIFF = Difference To Personal Best Lap, P = Crossed Finish Line in Pit Lane, D = Time Disallowed

P24 57 C		Scott FORBES-COWDRY		Kawasaki ZX10R -		
IDEAL LAP TIME : 2:08.937		BEST LAP TIME : 2:08.937		DIFFERENCE : 0.000		
LAP	SECTOR 1	SECTOR 2	LAP TIME	MPH	DIFF	TIME OF DAY
1 -	1:51.243	38.722	2:29.965	64.62	21.028	10:31:22.946
2 -	1:45.744	38.163	2:23.907	67.34	14.970	10:33:46.853
3 -	1:41.235	35.732	2:16.967 (3)	70.75	8.030	10:36:03.820
4 -	1:37.738	34.676	2:12.414 (2)	73.18	3.477	10:38:16.234
5 -	1:34.934	34.003	2:08.937 (1)	75.16		10:40:25.171

P25 37		James BULL		- team bull racing		
IDEAL LAP TIME : 2:09.032		BEST LAP TIME : 2:09.032		DIFFERENCE : 0.000		
LAP	SECTOR 1	SECTOR 2	LAP TIME	MPH	DIFF	TIME OF DAY
1 -	1:45.370	36.517	2:21.887	68.30	12.855	10:31:18.367
2 -	1:38.388	35.364	2:13.752	72.45	4.720	10:33:32.119
3 -	1:35.892	35.379	2:11.271 (2)	73.82	2.239	10:35:43.390
4 -	1:35.969	35.728	2:11.697 (3)	73.58	2.665	10:37:55.087
5 -	1:34.617	34.415	2:09.032 (1)	75.10		10:40:04.119
6 -	1:35.112	IN PIT	2:18.046 P	70.20	9.014	10:42:22.165

P26 63		Matthew WREN		Suzuki GSXR - TBR performance		
IDEAL LAP TIME : 2:11.130		BEST LAP TIME : 2:11.378		DIFFERENCE : 0.248		
LAP	SECTOR 1	SECTOR 2	LAP TIME	MPH	DIFF	TIME OF DAY
1 -	1:46.098	37.373	2:23.471	67.54	12.093	10:31:06.622
2 -	1:40.101	36.973	2:17.074	70.70	5.696	10:33:23.696
3 -	1:39.341	36.673	2:16.014 (3)	71.25	4.636	10:35:39.710
4 -	1:40.238	35.582	2:15.820 (2)	71.35	4.442	10:37:55.530
5 -	1:35.548	35.830	2:11.378 (1)	73.76		10:40:06.908
6 -	1:43.224	IN PIT	2:27.508 P	65.70	16.130	10:42:34.416

P27 333		Andrew HOUGHTON		BMW S1000RR - Bahnstomer BMW		
IDEAL LAP TIME : 2:13.355		BEST LAP TIME : 2:13.355		DIFFERENCE : 0.000		
LAP	SECTOR 1	SECTOR 2	LAP TIME	MPH	DIFF	TIME OF DAY
1 -	1:43.520	37.353	2:20.873	68.79	7.518	10:33:21.923
2 -	1:40.543	36.322	2:16.865	70.80	3.510	10:35:38.788
3 -	1:38.907	36.646	2:15.553 (2)	71.49	2.198	10:37:54.341
4 -	1:40.123	35.852	2:15.975 (3)	71.27	2.620	10:40:10.316
5 -	1:38.083	35.272	2:13.355 (1)	72.67		10:42:23.671

P28 66		Stephen HARVEY		Kawasaki ZX10 -		
IDEAL LAP TIME : 2:15.494		BEST LAP TIME : 2:15.494		DIFFERENCE : 0.000		
LAP	SECTOR 1	SECTOR 2	LAP TIME	MPH	DIFF	TIME OF DAY
1 -	1:51.258	38.933	2:30.191	64.52	14.697	10:31:14.632
2 -	1:45.403	37.998	2:23.401	67.58	7.907	10:33:38.033
3 -	1:41.821	37.359	2:19.180 (3)	69.63	3.686	10:35:57.213
4 -	1:39.657	36.788	2:16.445 (2)	71.02	0.951	10:38:13.658
5 -	1:39.097	36.397	2:15.494 (1)	71.52		10:40:29.152

P29 163 C		Steve SMULOVIC		Suzuki GSXR1000 - SFC Racing		
IDEAL LAP TIME : 2:17.610		BEST LAP TIME : 2:17.610		DIFFERENCE : 0.000		
LAP	SECTOR 1	SECTOR 2	LAP TIME	MPH	DIFF	TIME OF DAY
1 -	1:58.275	41.149	2:39.424	60.78	21.814	10:31:36.130
2 -	1:47.554	38.843	2:26.397	66.19	8.787	10:34:02.527
3 -	1:44.808	37.983	2:22.791 (3)	67.87	5.181	10:36:25.318
4 -	1:41.991	37.047	2:19.038 (2)	69.70	1.428	10:38:44.356
5 -	1:40.704	36.906	2:17.610 (1)	70.42		10:41:01.966

BMCRC - MRO Championships 2022 - Rnd 4 @ Oulton Park

Reactive Parts MRO Powerbikes inc Clubman 1000

QUALIFYING - SECTOR ANALYSIS



SECTOR 1 = FL to I1, SECTOR 2 = I1 to FL, DIFF = Difference To Personal Best Lap, P = Crossed Finish Line in Pit Lane, D = Time Disallowed

P30 53 C		Seamus McGLYNN		Yamaha R1 -			
IDEAL LAP TIME : 2:15.763		BEST LAP TIME : 2:22.480		DIFFERENCE : 6.717			
LAP	SECTOR 1	SECTOR 2	LAP TIME	MPH	DIFF	TIME OF DAY	
1 -	1:43.598	38.882	2:22.480 (1)	68.01		10:31:02.800	
2 -	1:42.170	IN PIT	2:24.205 P	67.20	1.725	10:33:27.005	
3 -	OUTLAP	33.593	7:33.068	21.39	5:10.588	10:41:00.073	

BMCRC - MRO Championships 2022 - Rnd 4 @ Oulton Park

Reactive Parts MRO Powerbikes inc Clubman 1000

QUALIFYING - BEST SECTORS

SECTOR 1				SECTOR 2				IDEAL / BEST COMPARISON				
POS	NO	NAME	TIME	NO	NAME	TIME	POS	NO	NAME	IDEAL	BEST	DIFF
									PERFECT LAP	1:51.723		
1	26	WAINWRIGHT	1:21.649	26	WAINWRIGHT	30.074	1	26	WAINWRIGHT	1:51.723	1:51.723	0.000
2	28	ALLSOP	1:22.155	28	ALLSOP	30.495	2	28	ALLSOP	1:52.650	1:52.650	0.000
3	23	SYMONDS	1:22.962	9	DIXON	31.042	3	23	SYMONDS	1:54.128	1:54.617	0.489
4	9	DIXON	1:23.436	23	SYMONDS	31.166	4	9	DIXON	1:54.478	1:54.505	0.027
5	48	WILSON	1:24.292	32	MORRIS	31.312	5	48	WILSON	1:55.669	1:55.669	0.000
6	121	TUNSTALL	1:24.541	48	WILSON	31.377	6	121	TUNSTALL	1:56.040	1:56.040	0.000
7	32	MORRIS	1:25.243	2	BAKER	31.468	7	32	MORRIS	1:56.555	1:56.555	0.000
8	2	BAKER	1:25.353	121	TUNSTALL	31.499	8	2	BAKER	1:56.821	1:57.020	0.199
9	155	MAJOR-BIRD	1:26.321	449	WALLINGTON	31.664	9	150	MIDDLEMAS	1:58.219	1:58.534	0.315
10	86	LOPES	1:26.332	150	MIDDLEMAS	31.866	10	449	WALLINGTON	1:58.258	1:58.733	0.475
11	150	MIDDLEMAS	1:26.353	155	MAJOR-BIRD	32.014	11	155	MAJOR-BIRD	1:58.335	1:58.506	0.171
12	25	SMITH	1:26.589	25	SMITH	32.359	12	25	SMITH	1:58.948	1:58.948	0.000
13	449	WALLINGTON	1:26.594	18	WALDRON	32.411	13	86	LOPES	1:58.960	1:58.960	0.000
14	18	WALDRON	1:26.690	221	VENN	32.616	14	18	WALDRON	1:59.101	1:59.101	0.000
15	221	VENN	1:27.200	86	LOPES	32.628	15	221	VENN	1:59.816	1:59.816	0.000
16	334	BRANDISH	1:28.220	334	BRANDISH	32.839	16	334	BRANDISH	2:01.059	2:01.255	0.196
17	188	KRAWIECKI	1:29.085	7	JENKINS	33.396	17	188	KRAWIECKI	2:02.521	2:03.197	0.676
18	7	JENKINS	1:29.682	188	KRAWIECKI	33.436	18	7	JENKINS	2:03.078	2:03.605	0.527
19	98	DICKINSON	1:31.675	53	McGLYNN	33.593	19	98	DICKINSON	2:06.055	2:06.055	0.000
20	46	GATES	1:33.124	57	FORBES-COWDRY	34.003	20	222	ROOKE	2:07.343	2:07.343	0.000
21	222	ROOKE	1:33.186	222	ROOKE	34.157	21	46	GATES	2:07.831	2:07.831	0.000
22	711	THORNTON	1:33.952	98	DICKINSON	34.380	22	711	THORNTON	2:08.856	2:08.856	0.000
23	37	BULL	1:34.617	37	BULL	34.415	23	57	FORBES-COWDRY	2:08.937	2:08.937	0.000
24	57	FORBES-COWDRY	1:34.934	46	GATES	34.707	24	37	BULL	2:09.032	2:09.032	0.000
25	63	WREN	1:35.548	711	THORNTON	34.904	25	63	WREN	2:11.130	2:11.378	0.248
26	333	HOUGHTON	1:38.083	333	HOUGHTON	35.272	26	333	HOUGHTON	2:13.355	2:13.355	0.000
27	66	HARVEY	1:39.097	63	WREN	35.582	27	66	HARVEY	2:15.494	2:15.494	0.000
28	163	SMULOVIC	1:40.704	66	HARVEY	36.397	28	53	McGLYNN	2:15.763	2:22.480	6.717
29	53	McGLYNN	1:42.170	163	SMULOVIC	36.906	29	163	SMULOVIC	2:17.610	2:17.610	0.000
30							30	110	CLARKE		2:07.242	

BMCRC - MRO Championships 2022 - Rnd 4 @ Oulton Park

Reactive Parts MRO Powerbikes inc Clubman 1000

QUALIFYING - STATISTICS

Competitors Started 30
Planned Start 2022-06-03 @ 10:50:00.000
Actual Start 2022-06-03 @ 10:28:21.058
Finish Time 2022-06-03 @ 10:40:23.764
Track Length 2.6920mi.
Total Laps 174
Total Distance Covered 468.4129mi.

Session Fastest Lap History

NO	CL	NAME	LAP TIME	TIME OF DAY	LAP	VEHICLE
28		Greg ALLSOP	2:03.402	10:30:30.674	1	Yamaha R1
28		Greg ALLSOP	1:55.480	10:32:26.154	2	Yamaha R1
28		Greg ALLSOP	1:54.289	10:34:20.444	3	Yamaha R1
28		Greg ALLSOP	1:53.567	10:40:04.193	6	Yamaha R1
26		Josh WAINWRIGHT	1:51.723	10:40:42.510	6	Honda CBR1000RR

Flag History

TYPE	TIME OF DAY
GREEN	10:28:21.058
FINISH	10:40:23.764

Flag Statistics

TYPE	COUNT	TOTAL LAPS	TOTAL TIME
Green	1	7	14:18.990
Red	0	0	0.000
Safety Car	0	0	0.000
FCY	0	0	0.000

BMCRC - MRO Championships 2022 - Rnd 4 @ Oulton Park

Reactive Parts MRO Powerbikes inc Clubman 1000

QUALIFYING - STATISTICS

CLASS :

19 Starters

Fastest Lap History

NO	NAME	LAP TIME	TIME OF DAY	LAP	VEHICLE
28	Greg ALLSOP	2:03.402	10:30:30.674	1	Yamaha R1
28	Greg ALLSOP	1:55.480	10:32:26.154	2	Yamaha R1
28	Greg ALLSOP	1:54.289	10:34:20.444	3	Yamaha R1
28	Greg ALLSOP	1:53.567	10:40:04.193	6	Yamaha R1
26	Josh WAINWRIGHT	1:51.723	10:40:42.510	6	Honda CBR1000RR

BMCRC - MRO Championships 2022 - Rnd 4 @ Oulton Park

Reactive Parts MRO Powerbikes inc Clubman 1000

QUALIFYING - STATISTICS

CLASS : C

11 Starters

Fastest Lap History

NO	NAME	LAP TIME	TIME OF DAY	LAP	VEHICLE
334	Anthony BRANDISH	2:15.310	10:30:44.156	1	Suzuki GSXR 1000
449	Luke WALLINGTON	2:15.084	10:30:44.703	1	Yamaha R1 4C8
7	Seb JENKINS	2:12.679	10:30:45.163	1	Suzuki GSX-R 1000
334	Anthony BRANDISH	2:04.819	10:32:48.973	2	Suzuki GSXR 1000
7	Seb JENKINS	2:04.561	10:32:49.723	2	Suzuki GSX-R 1000
334	Anthony BRANDISH	2:02.602	10:34:51.576	3	Suzuki GSXR 1000
449	Luke WALLINGTON	2:02.198	10:34:53.445	3	Yamaha R1 4C8
334	Anthony BRANDISH	2:01.926	10:36:53.501	4	Suzuki GSXR 1000
449	Luke WALLINGTON	2:00.904	10:36:54.350	4	Yamaha R1 4C8
86	Frederico LOPES	1:59.846	10:39:16.541	5	Yamaha R1
449	Luke WALLINGTON	1:58.733	10:40:54.008	6	Yamaha R1 4C8

BMCRC - MRO Championships 2022 - Rnd 4 @ Oulton Park



Reactive Parts MRO Powerbikes inc Clubman 1000

RACE 8 - GRID (8 Laps) - AMENDED

ROW 11	33	77 Phil ATKINSON	32	21 Jack CROUCHER	31	17 Philip BAKER
ROW 10	30	2:22.480 53 Seamus McGLYNN	29	2:17.610 163 Steve SMULOVIC	28	2:15.494 66 Stephen HARVEY
ROW 9	27	2:13.355 333 Andrew HOUGHTON	26	2:11.378 63 Matthew WREN	25	2:09.032 37 James BULL
ROW 8	24	2:08.937 57 Scott FORBES-COWDRY	23	2:08.856 711 Ritchie THORNTON	22	2:07.831 46 Simon GATES
ROW 7	21	2:07.343 222 Phil ROOKE	20	2:07.242 110 Michael CLARKE	19	2:06.055 98 Rick DICKINSON
ROW 6	18	2:03.605 7 Seb JENKINS	17	2:03.197 188 Dawid KRAWIECKI	16	2:01.255 334 Anthony BRANDISH
ROW 5	15	1:59.816 221 Matt VENN	14	1:59.101 18 Mathew WALDRON	13	1:58.960 86 Frederico LOPES
ROW 4	12	1:58.948 25 Sam SMITH	11	1:58.733 449 Luke WALLINGTON	10	1:58.534 150 Sam MIDDLEMAS
ROW 3	9	1:58.506 155 Jake MAJOR-BIRD	8	1:57.020 2 Peter BAKER	7	1:56.555 32 Martin MORRIS
ROW 2	6	1:56.040 121 Tom TUNSTALL	5	1:55.669 48 Nicky WILSON	4	1:54.617 23 Max SYMONDS
ROW 1	3	1:54.505 9 Luke DIXON	2	1:52.650 28 Greg ALLSOP	1	1:51.723 26 Josh WAINWRIGHT
Pole						

Oulton Park International: 2.6920 miles

These results are provisional until the conclusion of any judicial and technical matters.

Clerk Of Course :	Stewards :	Timekeeper : Richard Evans
-------------------	------------	----------------------------

Results can be found at www.tsl-timing.com

Printed - 11:07 Friday, 03 June 2022



BMCRC - MRO Championships 2022 - Rnd 4 @ Oulton Park

Reactive Parts MRO Powerbikes inc Clubman 1000



RACE 8 - CLASSIFICATION

POS	NO	CL	PIC NAME	ENTRY	LAPS	TIME	GAP	DIFF	MPH	BEST	ON
1	26		1 Josh WAINWRIGHT	Honda CBR1000RR - JW MOT Centre	9	15:19.720			94.83	1:40.974	4
2	28		2 Greg ALLSOP	Yamaha R1 - Allsop Construction Services ltd	9	15:23.356	3.636	3.636	94.46	1:40.938	3
3	23		3 Max SYMONDS	BMW S1000RR - J&C Symonds LTD	9	15:29.695	9.975	6.339	93.81	1:41.900	2
4	121		4 Tom TUNSTALL	BMW S1000RR - MotorcycleRaceParts - Integro	9	15:39.469	19.749	9.774	92.84	1:42.723	4
5	9		5 Luke DIXON	Bmw S1000RR -	9	15:39.729	20.009	0.260	92.81	1:42.799	3
6	32		6 Martin MORRIS	BMW S1000RR - Morris Racing, Obsession Enginee	9	15:45.141	25.421	5.412	92.28	1:42.764	5
7	2		7 Peter BAKER	Kawasaki ZX10R - TJ & Peter Baker MC/Dodfrey En	9	15:45.193	25.473	0.052	92.27	1:43.024	4
8	98		8 Rick DICKINSON	Ducati Panigale V4 - MotorcycleRaceParts.co.uk	9	15:45.411	25.691	0.218	92.25	1:42.939	9
9	48		9 Nicky WILSON	Suzuki GSXR 1000 - Demon GP/Haslemere Motorcy	9	15:45.843	26.123	0.432	92.21	1:43.111	4
10	188		10 Dawid KRAWIECKI	Yamaha R1 - Code Blue LTD & D A East Electrical	9	15:59.097	39.377	13.254	90.94	1:41.479	5
11	37		11 James BULL	MV Agusta - team bull racing	9	15:59.216	39.496	0.119	90.93	1:44.157	8
12	25		12 Sam SMITH	Yamaha YZF1000 R1 - Exclusiv events	9	16:02.084	42.364	2.868	90.65	1:43.466	5
13	155		13 Jake MAJOR-BIRD	Suzuki GSXR1000R -	9	16:03.727	44.007	1.643	90.50	1:45.858	4
14	21		14 Jack CROUCHER	BMW S1000RR - Trendy lofts	9	16:11.246	51.526	7.519	89.80	1:46.001	3
15	449	C	1 Luke WALLINGTON	Yamaha R1 4C8 - BW Bespoke Developments Ltd	9	16:14.364	54.644	3.118	89.51	1:46.722	9
16	77		15 Phil ATKINSON	Ducati 959 - ROSE MOT/Q Oil Treatments	9	16:15.065	55.345	0.701	89.45	1:46.582	4
17	53	C	2 Seamus McGLYNN	Yamaha R1 -	9	16:22.704	1:02.984	7.639	88.75	1:47.132	6
18	86	C	3 Frederico LOPES	Yamaha R1 - FLR Procurement Ltd	9	16:22.974	1:03.254	0.270	88.73	1:47.691	9
19	222	C	4 Phil ROOKE	Kawasaki ZX10R - Team Blumpkin Racing	9	16:27.234	1:07.514	4.260	88.34	1:47.766	7
20	7	C	5 Seb JENKINS	Suzuki GSX-R 1000 - Long hours and hard graft	9	16:36.964	1:17.244	9.730	87.48	1:47.453	8
21	57	C	6 Scott FORBES-COWDRY	Kawasaki ZX10R -	9	16:37.000	1:17.280	0.036	87.48	1:48.978	8
22	221	C	7 Matt VENN	Ducati V2 -	9	16:38.383	1:18.663	1.383	87.36	1:48.672	9
23	17		16 Philip BAKER	Ducati -	9	16:38.466	1:18.746	0.083	87.35	1:48.457	9
24	110	C	8 Michael CLARKE	Yamaha R1 - BIKEBASE - MX5 PARTS WAREHOU:	9	16:43.004	1:23.284	4.538	86.96	1:48.868	2
25	46	C	9 Simon GATES	Yamaha YZF R1 - No Tallentino Racing Team FATI	9	16:44.189	1:24.469	1.185	86.85	1:50.049	3
26	333		17 Andrew HOUGHTON	BMW S1000RR - Bahnstormer BMW	9	17:02.830	1:43.110	18.641	85.27	1:51.731	5
27	66		18 Stephen HARVEY	Kawasaki ZX10 -	8	15:44.496	1 Lap	1 Lap	82.08	1:55.368	2
28	163	C	10 Steve SMULOVIC	Suzuki GSXR1000 - SFC Racing	8	16:03.382	1 Lap	18.886	80.47	1:57.108	7

NOT CLASSIFIED

DNF	150		Sam MIDDLEMAS	Suzuki GSXR1000 - Albany Shed Co	8	13:59.957	1 Lap		92.30	1:42.580	4
DNF	63		Matthew WREN	Suzuki GSXR - TBR performance	2	3:50.456	7 Laps	6 Laps	84.10	1:50.096	2
DNF	18		Mathew WALDRON	Triumph Street Triple RS - Smallboy trackbikes	0						

FASTEST LAP

	28		Greg ALLSOP	Yamaha R1 - Allsop Construction Services ltd	3	1:40.938			96.01 mph	154.51 kph	
	449	C	Luke WALLINGTON	Yamaha R1 4C8 - BW Bespoke Developments Ltd	9	1:46.722			90.80 mph	146.14 kph	

Class - 92.5% of Race Speed = 87.71 mph
 Class C - 92.5% of Race Speed = 82.79 mph

Weather / Track : Bright / Dry

These results are provisional until the conclusion of any judicial and technical matters.

Race Distance: 9 Laps / 24.22 miles
 Oulton Park International: 2.6920 miles
 Date: 03/06/2022 Start: 14:12 Finish: 14:28

Clerk Of Course :	Stewards :	Timekeeper : Richard Evans
-------------------	------------	----------------------------

Results can be found at www.tsl-timing.com

Printed - 14:30 Friday, 03 June 2022



BMCRC - MRO Championships 2022 - Rnd 4 @ Oulton Park

Reactive Parts MRO Powerbikes inc Clubman 1000

RACE 8 - LAP CHART

LAP 1 @ 14:14:37.818			LAP 3 @ 14:18:00.498			LAP 5 @ 14:21:22.509			LAP 7 @ 14:24:45.428			LAP 9 @ 14:28:12.116		
NO	BEHIND	LAP TIME	NO	BEHIND	LAP TIME	NO	BEHIND	LAP TIME	NO	BEHIND	LAP TIME	NO	BEHIND	LAP TIME
26		1:45.422	26		1:41.151	26		1:41.037	26		1:41.905	26		1:44.804
28	1.019	1:46.441	28	1.291	1:40.938	28	2.412	1:41.110	28	5.326	1:42.708	28	3.636	1:42.742
23	1.734	1:47.156	23	3.424	1:42.470	23	7.190	1:42.692	23	10.474	1:43.433	23	9.975	1:43.334
9	3.123	1:48.545	9	6.154	1:42.799	9	11.674	1:44.044	163	1 Lap	1:58.855	121	19.749	1:44.258
48	4.271	1:49.693	121	8.208	1:42.833	121	11.997	1:43.077	9	16.504	1:44.484	9	20.009	1:45.138
121	4.736	1:50.158	48	9.544	1:43.568	48	14.524	1:43.880	121	16.944	1:44.381	66	1 Lap	1:58.336
32	6.875	1:52.297	32	11.761	1:43.140	32	15.643	1:42.764	150	21.085	1:43.949	32	25.421	1:45.092
449	7.124	1:52.546	150	12.733	1:42.952	150	16.273	1:42.971	48	21.925	1:45.115	2	25.473	1:44.702
2	7.201	1:52.623	2	13.019	1:44.162	2	17.585	1:43.553	32	22.140	1:45.243	98	25.691	1:42.939
155	7.404	1:52.826	98	17.398	1:45.003	98	23.170	1:43.554	2	23.133	1:44.565	48	26.123	1:45.551
150	7.607	1:53.029	155	18.038	1:46.115	188	25.089	1:41.479	98	26.398	1:43.026	188	39.377	1:46.466
98	7.976	1:53.398	449	20.550	1:46.821	155	27.978	1:46.093	188	33.363	1:45.684	37	39.496	1:44.777
188	8.990	1:54.412	188	20.616	1:46.782	37	30.120	1:44.897	37	37.250	1:45.014	25	42.364	1:45.307
86	9.862	1:55.284	37	21.140	1:45.840	25	34.315	1:43.466	155	37.532	1:46.393	163	1 Lap	1:57.900
37	10.643	1:56.065	21	21.886	1:46.001	21	34.876	1:48.060	25	39.529	1:44.361	155	44.007	1:46.679
221	10.945	1:56.367	86	24.951	1:48.193	449	35.309	1:48.481	21	44.845	1:46.291	21	51.526	1:46.243
110	11.259	1:56.681	77	25.168	1:47.345	77	36.443	1:46.704	449	47.585	1:47.436	449	54.644	1:46.722
21	11.705	1:57.127	77	25.168	1:47.345	86	39.784	1:48.118	77	48.038	1:47.621	77	55.345	1:47.386
7	11.881	1:57.303	53	27.666	1:49.360	53	41.510	1:48.239	53	53.506	1:47.783	53	1:02.984	1:47.676
53	11.934	1:57.356	110	27.704	1:50.257	222	44.001	1:47.992	86	53.930	1:48.737	86	1:03.254	1:47.691
77	13.011	1:58.433	25	28.122	1:44.650	110	47.374	1:51.440	222	57.638	1:47.766	222	1:07.514	1:48.706
57	13.300	1:58.722	221	28.627	1:50.450	57	47.431	1:50.079	57	1:03.464	1:49.664	7	1:17.244	1:50.291
46	13.540	1:58.962	7	28.899	1:49.097	221	48.322	1:51.801	110	1:05.870	1:50.853	57	1:17.280	1:51.526
222	13.695	1:59.117	57	29.878	1:49.557	17	48.618	1:49.092	7	1:06.188	1:50.430	221	1:18.663	1:48.672
63	14.938	2:00.360	222	30.105	1:49.183	7	49.262	1:53.573	221	1:06.336	1:50.725	17	1:18.746	1:48.457
17	15.735	2:01.157	46	31.581	1:50.049	46	50.710	1:50.332	17	1:06.514	1:50.527	110	1:23.284	1:52.496
333	17.028	2:02.450	17	32.127	1:49.091	333	1:00.850	1:51.731	46	1:09.559	1:50.967	46	1:24.469	1:50.717
66	18.675	2:04.097	333	38.291	1:52.107	66	1:19.681	1:56.266	333	1:23.763	1:53.900	333	1:43.110	1:53.482
25	21.201	2:06.623	66	47.710	1:56.347	163	1:39.406	1:59.153						
163	24.641	2:10.063	163	1:03.180	1:59.605									

LAP 2 @ 14:16:19.347			LAP 4 @ 14:19:41.472			LAP 6 @ 14:23:03.523			LAP 8 @ 14:26:27.312		
NO	BEHIND	LAP TIME	NO	BEHIND	LAP TIME	NO	BEHIND	LAP TIME	NO	BEHIND	LAP TIME
26		1:41.529	26		1:40.974	26		1:41.014	26		1:41.884
28	1.504	1:42.014	28	2.339	1:42.022	28	4.523	1:43.125	28	5.698	1:42.256
23	2.105	1:41.900	23	5.535	1:43.085	23	8.946	1:42.770	66	1 Lap	1:59.680
9	4.506	1:42.912	9	8.667	1:43.487	9	13.925	1:43.265	23	11.445	1:42.855
121	6.526	1:43.319	121	9.957	1:42.723	121	14.468	1:43.485	9	19.675	1:45.055
48	7.127	1:44.385	48	11.681	1:43.111	48	18.715	1:45.205	121	20.295	1:45.235
32	9.772	1:44.426	32	13.916	1:43.129	32	18.802	1:44.173	150	25.041	1:45.840
2	10.008	1:44.336	150	14.339	1:42.580	150	19.041	1:43.782	32	25.133	1:44.877
150	10.932	1:44.854	2	15.069	1:43.024	2	20.473	1:43.902	48	25.376	1:45.335
155	13.074	1:47.199	98	20.653	1:44.229	98	25.277	1:43.121	2	25.575	1:44.326
98	13.546	1:47.099	155	22.922	1:45.858	188	29.584	1:45.509	98	27.556	1:43.042
449	14.880	1:49.285	188	24.647	1:45.005	155	33.044	1:46.080	163	1 Lap	1:57.108
188	14.985	1:47.524	37	26.260	1:46.094	37	34.141	1:45.035	188	37.715	1:46.236
37	16.451	1:47.337	21	27.853	1:46.941	25	37.073	1:43.772	37	39.523	1:44.157
21	17.036	1:46.860	449	27.865	1:48.289	21	40.459	1:46.597	25	41.861	1:44.216
86	17.909	1:49.576	77	30.776	1:46.582	449	42.054	1:47.759	155	42.132	1:46.484
110	18.598	1:48.868	25	31.886	1:44.738	77	42.322	1:46.893	21	50.087	1:47.126
77	18.974	1:47.492	86	32.703	1:48.726	86	47.098	1:48.328	449	52.726	1:47.025
221	19.328	1:49.912	53	34.308	1:47.616	53	47.628	1:47.132	77	52.763	1:46.609
53	19.457	1:49.052	7	36.726	1:48.801	222	51.777	1:48.790	53	1:00.112	1:48.490
7	20.953	1:50.601	110	36.971	1:50.241	57	55.705	1:49.288	86	1:00.367	1:48.321
57	21.472	1:49.701	222	37.046	1:47.915	110	56.922	1:50.562	222	1:03.612	1:47.858
222	22.073	1:49.907	221	37.558	1:49.905	221	57.516	1:50.208	57	1:10.558	1:48.978
46	22.683	1:50.672	57	38.389	1:49.485	7	57.663	1:49.415	7	1:11.757	1:47.453
63	23.505	1:50.096	17	40.563	1:49.410	17	57.892	1:50.288	221	1:14.795	1:50.343
17	24.187	1:49.981	46	41.415	1:50.808	46	1:00.497	1:50.801	17	1:15.093	1:50.463
25	24.623	1:44.951	333	50.156	1:52.839	333	1:11.768	1:51.932	110	1:15.592	1:51.606
333	27.335	1:51.836	66	1:04.452	1:57.716	66	1:35.353	1:56.686	46	1:18.556	1:50.881
66	32.514	1:55.368	163	1:21.290	1:59.084				333	1:34.432	1:52.553
163	44.726	2:01.614									

Weather / Track : Bright / Dry

Oulton Park International: 2.6920 miles
Date: 03/06/2022 Start: 14:12 Finish: 14:28

Results can be found at www.tsl-timing.com

Printed - 14:31 Friday, 03 June 2022

BMCRC - MRO Championships 2022 - Rnd 4 @ Oulton Park

Reactive Parts MRO Powerbikes inc Clubman 1000

RACE 8 - SECTOR ANALYSIS



SECTOR 1 = FL to I1, SECTOR 2 = I1 to FL, DIFF = Difference To Personal Best Lap, P = Crossed Finish Line in Pit Lane, D = Time Disallowed

P1 26		Josh WAINWRIGHT		Honda CBR1000RR - JW MOT Centre			
IDEAL LAP TIME : 1:40.772		BEST LAP TIME : 1:40.974		DIFFERENCE : 0.202			
LAP	SECTOR 1	SECTOR 2	LAP TIME	MPH	DIFF	TIME OF DAY	
1 -		27.589	1:45.422	91.92	4.448	14:14:37.818	
2 -	1:13.571	27.958	1:41.529	95.45	0.555	14:16:19.347	
3 -	1:13.402	27.749	1:41.151	95.81	0.177	14:18:00.498	
4 -	1:13.201	27.773	1:40.974 (1)	95.97		14:19:41.472	
5 -	1:13.222	27.815	1:41.037 (3)	95.91	0.063	14:21:22.509	
6 -	1:13.183	27.831	1:41.014 (2)	95.94	0.040	14:23:03.523	
7 -	1:13.927	27.978	1:41.905	95.10	0.931	14:24:45.428	
8 -	1:13.981	27.903	1:41.884	95.12	0.910	14:26:27.312	
9 -	1:15.021	29.783	1:44.804	92.47	3.830	14:28:12.116	

P2 28		Greg ALLSOP		Yamaha R1 - Allsop Construction Services Ltd			
IDEAL LAP TIME : 1:40.938		BEST LAP TIME : 1:40.938		DIFFERENCE : 0.000			
LAP	SECTOR 1	SECTOR 2	LAP TIME	MPH	DIFF	TIME OF DAY	
1 -		27.553	1:46.441	91.04	5.503	14:14:38.837	
2 -	1:14.492	27.522	1:42.014 (3)	94.99	1.076	14:16:20.851	
3 -	1:13.430	27.508	1:40.938 (1)	96.01		14:18:01.789	
4 -	1:14.437	27.585	1:42.022	94.99	1.084	14:19:43.811	
5 -	1:13.528	27.582	1:41.110 (2)	95.84	0.172	14:21:24.921	
6 -	1:15.066	28.059	1:43.125	93.97	2.187	14:23:08.046	
7 -	1:15.104	27.604	1:42.708	94.35	1.770	14:24:50.754	
8 -	1:14.491	27.765	1:42.256	94.77	1.318	14:26:33.010	
9 -	1:14.912	27.830	1:42.742	94.32	1.804	14:28:15.752	

P3 23		Max SYMONDS		BMW S1000RR - J&C Symonds LTD			
IDEAL LAP TIME : 1:41.900		BEST LAP TIME : 1:41.900		DIFFERENCE : 0.000			
LAP	SECTOR 1	SECTOR 2	LAP TIME	MPH	DIFF	TIME OF DAY	
1 -		28.034	1:47.156	90.44	5.256	14:14:39.552	
2 -	1:13.955	27.945	1:41.900 (1)	95.10		14:16:21.452	
3 -	1:14.155	28.315	1:42.470 (2)	94.57	0.570	14:18:03.922	
4 -	1:14.778	28.307	1:43.085	94.01	1.185	14:19:47.007	
5 -	1:14.396	28.296	1:42.692 (3)	94.37	0.792	14:21:29.699	
6 -	1:14.394	28.376	1:42.770	94.30	0.870	14:23:12.469	
7 -	1:15.027	28.406	1:43.433	93.69	1.533	14:24:55.902	
8 -	1:14.621	28.234	1:42.855	94.22	0.955	14:26:38.757	
9 -	1:14.815	28.519	1:43.334	93.78	1.434	14:28:22.091	

P4 121		Tom TUNSTALL		BMW S1000RR - MotorcycleRaceParts - Integro			
IDEAL LAP TIME : 1:42.723		BEST LAP TIME : 1:42.723		DIFFERENCE : 0.000			
LAP	SECTOR 1	SECTOR 2	LAP TIME	MPH	DIFF	TIME OF DAY	
1 -		28.709	1:50.158	87.97	7.435	14:14:42.554	
2 -	1:14.990	28.329	1:43.319	93.79	0.596	14:16:25.873	
3 -	1:14.489	28.344	1:42.833 (2)	94.24	0.110	14:18:08.706	
4 -	1:14.442	28.281	1:42.723 (1)	94.34		14:19:51.429	
5 -	1:14.505	28.572	1:43.077 (3)	94.02	0.354	14:21:34.506	
6 -	1:14.916	28.569	1:43.485	93.64	0.762	14:23:17.991	
7 -	1:15.565	28.816	1:44.381	92.84	1.658	14:25:02.372	
8 -	1:16.709	28.526	1:45.235	92.09	2.512	14:26:47.607	
9 -	1:15.701	28.557	1:44.258	92.95	1.535	14:28:31.865	

BMCRC - MRO Championships 2022 - Rnd 4 @ Oulton Park

Reactive Parts MRO Powerbikes inc Clubman 1000

RACE 8 - SECTOR ANALYSIS



SECTOR 1 = FL to I1, SECTOR 2 = I1 to FL, DIFF = Difference To Personal Best Lap, P = Crossed Finish Line in Pit Lane, D = Time Disallowed

P5		9		Luke DIXON		Bmw S1000RR -	
IDEAL LAP TIME : 1:42.732		BEST LAP TIME : 1:42.799		DIFFERENCE : 0.067			
LAP	SECTOR 1	SECTOR 2	LAP TIME	MPH	DIFF	TIME OF DAY	
1 -		28.227	1:48.545	89.28	5.746	14:14:40.941	
2 -	1:14.532	28.380	1:42.912 (2)	94.17	0.113	14:16:23.853	
3 -	1:14.599	28.200	1:42.799 (1)	94.27		14:18:06.652	
4 -	1:14.881	28.606	1:43.487	93.64	0.688	14:19:50.139	
5 -	1:15.458	28.586	1:44.044	93.14	1.245	14:21:34.183	
6 -	1:14.901	28.364	1:43.265 (3)	93.84	0.466	14:23:17.448	
7 -	1:15.697	28.787	1:44.484	92.75	1.685	14:25:01.932	
8 -	1:16.276	28.779	1:45.055	92.24	2.256	14:26:46.987	
9 -	1:16.397	28.741	1:45.138	92.17	2.339	14:28:32.125	

P6		32		Martin MORRIS		BMW S1000RR - Morris Racing, Obsession Engineering	
IDEAL LAP TIME : 1:42.764		BEST LAP TIME : 1:42.764		DIFFERENCE : 0.000			
LAP	SECTOR 1	SECTOR 2	LAP TIME	MPH	DIFF	TIME OF DAY	
1 -		28.823	1:52.297	86.30	9.533	14:14:44.693	
2 -	1:16.079	28.347	1:44.426	92.80	1.662	14:16:29.119	
3 -	1:15.198	27.942	1:43.140 (3)	93.96	0.376	14:18:12.259	
4 -	1:14.856	28.273	1:43.129 (2)	93.97	0.365	14:19:55.388	
5 -	1:14.854	27.910	1:42.764 (1)	94.30		14:21:38.152	
6 -	1:15.386	28.787	1:44.173	93.03	1.409	14:23:22.325	
7 -	1:16.735	28.508	1:45.243	92.08	2.479	14:25:07.568	
8 -	1:16.038	28.839	1:44.877	92.40	2.113	14:26:52.445	
9 -	1:16.422	28.670	1:45.092	92.21	2.328	14:28:37.537	

P7		2		Peter BAKER		Kawasaki ZX10R - TJ & Peter Baker MC/Dodfrey Eng	
IDEAL LAP TIME : 1:42.965		BEST LAP TIME : 1:43.024		DIFFERENCE : 0.059			
LAP	SECTOR 1	SECTOR 2	LAP TIME	MPH	DIFF	TIME OF DAY	
1 -		28.871	1:52.623	86.05	9.599	14:14:45.019	
2 -	1:16.060	28.276	1:44.336	92.88	1.312	14:16:29.355	
3 -	1:15.565	28.597	1:44.162	93.04	1.138	14:18:13.517	
4 -	1:14.978	28.046	1:43.024 (1)	94.06		14:19:56.541	
5 -	1:15.241	28.312	1:43.553 (2)	93.58	0.529	14:21:40.094	
6 -	1:15.915	27.987	1:43.902 (3)	93.27	0.878	14:23:23.996	
7 -	1:16.170	28.395	1:44.565	92.68	1.541	14:25:08.561	
8 -	1:15.726	28.600	1:44.326	92.89	1.302	14:26:52.887	
9 -	1:16.201	28.501	1:44.702	92.56	1.678	14:28:37.589	

P8		98		Rick DICKINSON		Ducati Panigale V4 - MotorcycleRaceParts.co.uk	
IDEAL LAP TIME : 1:42.872		BEST LAP TIME : 1:42.939		DIFFERENCE : 0.067			
LAP	SECTOR 1	SECTOR 2	LAP TIME	MPH	DIFF	TIME OF DAY	
1 -		28.497	1:53.398	85.46	10.459	14:14:45.794	
2 -	1:18.425	28.674	1:47.099	90.48	4.160	14:16:32.893	
3 -	1:16.431	28.572	1:45.003	92.29	2.064	14:18:17.896	
4 -	1:15.472	28.757	1:44.229	92.98	1.290	14:20:02.125	
5 -	1:15.115	28.439	1:43.554	93.58	0.615	14:21:45.679	
6 -	1:14.943	28.178	1:43.121	93.97	0.182	14:23:28.800	
7 -	1:14.861	28.165	1:43.026 (2)	94.06	0.087	14:25:11.826	
8 -	1:14.745	28.297	1:43.042 (3)	94.05	0.103	14:26:54.868	
9 -	1:14.812	28.127	1:42.939 (1)	94.14		14:28:37.807	

BMCRC - MRO Championships 2022 - Rnd 4 @ Oulton Park

Reactive Parts MRO Powerbikes inc Clubman 1000

RACE 8 - SECTOR ANALYSIS



SECTOR 1 = FL to I1, SECTOR 2 = I1 to FL, DIFF = Difference To Personal Best Lap, P = Crossed Finish Line in Pit Lane, D = Time Disallowed

P9 48		Nicky WILSON		Suzuki GSXR 1000 - Demon GP/Haslemere Motorcycles			
IDEAL LAP TIME : 1:43.111		BEST LAP TIME : 1:43.111		DIFFERENCE : 0.000			
LAP	SECTOR 1	SECTOR 2	LAP TIME	MPH	DIFF	TIME OF DAY	
1 -		28.558	1:49.693	88.34	6.582	14:14:42.089	
2 -	1:16.008	28.377	1:44.385	92.84	1.274	14:16:26.474	
3 -	1:15.085	28.483	1:43.568 (2)	93.57	0.457	14:18:10.042	
4 -	1:14.742	28.369	1:43.111 (1)	93.98		14:19:53.153	
5 -	1:15.496	28.384	1:43.880 (3)	93.29	0.769	14:21:37.033	
6 -	1:16.334	28.871	1:45.205	92.11	2.094	14:23:22.238	
7 -	1:16.635	28.480	1:45.115	92.19	2.004	14:25:07.353	
8 -	1:16.668	28.667	1:45.335	92.00	2.224	14:26:52.688	
9 -	1:16.874	28.677	1:45.551	91.81	2.440	14:28:38.239	

P10 188		Dawid KRAWIECKI		Yamaha R1 - Code Blue LTD & D A East Electrical			
IDEAL LAP TIME : 1:40.873		BEST LAP TIME : 1:41.479		DIFFERENCE : 0.606			
LAP	SECTOR 1	SECTOR 2	LAP TIME	MPH	DIFF	TIME OF DAY	
1 -		29.081	1:54.412	84.70	12.933	14:14:46.808	
2 -	1:17.666	29.858	1:47.524	90.13	6.045	14:16:34.332	
3 -	1:17.784	28.998	1:46.782	90.75	5.303	14:18:21.114	
4 -	1:16.572	28.433	1:45.005 (2)	92.29	3.526	14:20:06.119	
5 -	1:12.440	29.039	1:41.479 (1)	95.50		14:21:47.598	
6 -	1:16.660	28.849	1:45.509 (3)	91.85	4.030	14:23:33.107	
7 -	1:16.485	29.199	1:45.684	91.70	4.205	14:25:18.791	
8 -	1:17.221	29.015	1:46.236	91.22	4.757	14:27:05.027	
9 -	1:17.491	28.975	1:46.466	91.02	4.987	14:28:51.493	

P11 37		James BULL		MV Agusta - team bull racing			
IDEAL LAP TIME : 1:43.799		BEST LAP TIME : 1:44.157		DIFFERENCE : 0.358			
LAP	SECTOR 1	SECTOR 2	LAP TIME	MPH	DIFF	TIME OF DAY	
1 -		29.103	1:56.065	83.49	11.908	14:14:48.461	
2 -	1:17.299	30.038	1:47.337	90.28	3.180	14:16:35.798	
3 -	1:16.933	28.907	1:45.840	91.56	1.683	14:18:21.638	
4 -	1:17.506	28.588	1:46.094	91.34	1.937	14:20:07.732	
5 -	1:16.086	28.811	1:44.897 (3)	92.38	0.740	14:21:52.629	
6 -	1:16.367	28.668	1:45.035	92.26	0.878	14:23:37.664	
7 -	1:16.212	28.802	1:45.014	92.28	0.857	14:25:22.678	
8 -	1:15.721	28.436	1:44.157 (1)	93.04		14:27:06.835	
9 -	1:16.699	28.078	1:44.777 (2)	92.49	0.620	14:28:51.612	

P12 25		Sam SMITH		Yamaha YZF1000 R1 - Exclusiv events			
IDEAL LAP TIME : 1:43.332		BEST LAP TIME : 1:43.466		DIFFERENCE : 0.134			
LAP	SECTOR 1	SECTOR 2	LAP TIME	MPH	DIFF	TIME OF DAY	
1 -		29.021	2:06.623	76.53	23.157	14:14:59.019	
2 -	1:16.516	28.435	1:44.951	92.34	1.485	14:16:43.970	
3 -	1:16.215	28.435	1:44.650	92.60	1.184	14:18:28.620	
4 -	1:16.092	28.646	1:44.738	92.52	1.272	14:20:13.358	
5 -	1:14.897	28.569	1:43.466 (1)	93.66		14:21:56.824	
6 -	1:15.066	28.706	1:43.772 (2)	93.39	0.306	14:23:40.596	
7 -	1:15.553	28.808	1:44.361	92.86	0.895	14:25:24.957	
8 -	1:15.608	28.608	1:44.216 (3)	92.99	0.750	14:27:09.173	
9 -	1:16.044	29.263	1:45.307	92.02	1.841	14:28:54.480	

BMCRC - MRO Championships 2022 - Rnd 4 @ Oulton Park

Reactive Parts MRO Powerbikes inc Clubman 1000

RACE 8 - SECTOR ANALYSIS



SECTOR 1 = FL to I1, SECTOR 2 = I1 to FL, DIFF = Difference To Personal Best Lap, P = Crossed Finish Line in Pit Lane, D = Time Disallowed

P13 155		Jake MAJOR-BIRD		Suzuki GSXR1000R -			
IDEAL LAP TIME : 1:45.464		BEST LAP TIME : 1:45.858		DIFFERENCE : 0.394			
LAP	SECTOR 1	SECTOR 2	LAP TIME	MPH	DIFF	TIME OF DAY	
1 -		29.157	1:52.826	85.89	6.968	14:14:45.222	
2 -	1:18.395	28.804	1:47.199	90.40	1.341	14:16:32.421	
3 -	1:16.812	29.303	1:46.115	91.32	0.257	14:18:18.536	
4 -	1:16.660	29.198	1:45.858 (1)	91.55		14:20:04.394	
5 -	1:16.847	29.246	1:46.093 (3)	91.34	0.235	14:21:50.487	
6 -	1:17.027	29.053	1:46.080 (2)	91.35	0.222	14:23:36.567	
7 -	1:17.162	29.231	1:46.393	91.08	0.535	14:25:22.960	
8 -	1:17.420	29.064	1:46.484	91.01	0.626	14:27:09.444	
9 -	1:17.465	29.214	1:46.679	90.84	0.821	14:28:56.123	

P14 21		Jack CROUCHER		BMW S1000RR - Trendy lofts			
IDEAL LAP TIME : 1:45.943		BEST LAP TIME : 1:46.001		DIFFERENCE : 0.058			
LAP	SECTOR 1	SECTOR 2	LAP TIME	MPH	DIFF	TIME OF DAY	
1 -		29.486	1:57.127	82.74	11.126	14:14:49.523	
2 -	1:17.680	29.180	1:46.860	90.69	0.859	14:16:36.383	
3 -	1:17.162	28.839	1:46.001 (1)	91.42		14:18:22.384	
4 -	1:17.670	29.271	1:46.941	90.62	0.940	14:20:09.325	
5 -	1:17.769	30.291	1:48.060	89.68	2.059	14:21:57.385	
6 -	1:17.382	29.215	1:46.597	90.91	0.596	14:23:43.982	
7 -	1:17.115	29.176	1:46.291 (3)	91.17	0.290	14:25:30.273	
8 -	1:17.960	29.166	1:47.126	90.46	1.125	14:27:17.399	
9 -	1:17.104	29.139	1:46.243 (2)	91.21	0.242	14:29:03.642	

P15 449 C		Luke WALLINGTON		Yamaha R1 4C8 - BW Bespoke Developments Ltd			
IDEAL LAP TIME : 1:46.263		BEST LAP TIME : 1:46.722		DIFFERENCE : 0.459			
LAP	SECTOR 1	SECTOR 2	LAP TIME	MPH	DIFF	TIME OF DAY	
1 -		29.219	1:52.546	86.10	5.824	14:14:44.942	
2 -	1:19.435	29.850	1:49.285	88.67	2.563	14:16:34.227	
3 -	1:17.807	29.014	1:46.821 (2)	90.72	0.099	14:18:21.048	
4 -	1:18.792	29.497	1:48.289	89.49	1.567	14:20:09.337	
5 -	1:18.450	30.031	1:48.481	89.33	1.759	14:21:57.818	
6 -	1:18.333	29.426	1:47.759	89.93	1.037	14:23:45.577	
7 -	1:18.545	28.891	1:47.436	90.20	0.714	14:25:33.013	
8 -	1:17.692	29.333	1:47.025 (3)	90.55	0.303	14:27:20.038	
9 -	1:17.372	29.350	1:46.722 (1)	90.80		14:29:06.760	

P16 77		Phil ATKINSON		Ducati 959 - ROSE MOT/Q Oil Treatments			
IDEAL LAP TIME : 1:46.560		BEST LAP TIME : 1:46.582		DIFFERENCE : 0.022			
LAP	SECTOR 1	SECTOR 2	LAP TIME	MPH	DIFF	TIME OF DAY	
1 -		29.713	1:58.433	81.82	11.851	14:14:50.829	
2 -	1:18.082	29.410	1:47.492	90.15	0.910	14:16:38.321	
3 -	1:18.118	29.227	1:47.345	90.28	0.763	14:18:25.666	
4 -	1:17.502	29.080	1:46.582 (1)	90.92		14:20:12.248	
5 -	1:17.579	29.125	1:46.704 (3)	90.82	0.122	14:21:58.952	
6 -	1:17.570	29.323	1:46.893	90.66	0.311	14:23:45.845	
7 -	1:18.510	29.111	1:47.621	90.05	1.039	14:25:33.466	
8 -	1:17.480	29.129	1:46.609 (2)	90.90	0.027	14:27:20.075	
9 -	1:17.521	29.865	1:47.386	90.24	0.804	14:29:07.461	

BMCRC - MRO Championships 2022 - Rnd 4 @ Oulton Park

Reactive Parts MRO Powerbikes inc Clubman 1000

RACE 8 - SECTOR ANALYSIS



SECTOR 1 = FL to I1, SECTOR 2 = I1 to FL, DIFF = Difference To Personal Best Lap, P = Crossed Finish Line in Pit Lane, D = Time Disallowed

P17 53 C		Seamus McGLYNN		Yamaha R1 -		
IDEAL LAP TIME : 1:47.132		BEST LAP TIME : 1:47.132		DIFFERENCE : 0.000		
LAP	SECTOR 1	SECTOR 2	LAP TIME	MPH	DIFF	TIME OF DAY
1 -		29.569	1:57.356	82.57	10.224	14:14:49.752
2 -	1:18.959	30.093	1:49.052	88.86	1.920	14:16:38.804
3 -	1:19.166	30.194	1:49.360	88.61	2.228	14:18:28.164
4 -	1:18.161	29.455	1:47.616 (2)	90.05	0.484	14:20:15.780
5 -	1:18.781	29.458	1:48.239	89.53	1.107	14:22:04.019
6 -	1:17.755	29.377	1:47.132 (1)	90.46		14:23:51.151
7 -	1:18.047	29.736	1:47.783	89.91	0.651	14:25:38.934
8 -	1:18.913	29.577	1:48.490	89.32	1.358	14:27:27.424
9 -	1:18.284	29.392	1:47.676 (3)	90.00	0.544	14:29:15.100

P18 86 C		Frederico LOPES		Yamaha R1 - FLR Procurement Ltd		
IDEAL LAP TIME : 1:47.464		BEST LAP TIME : 1:47.691		DIFFERENCE : 0.227		
LAP	SECTOR 1	SECTOR 2	LAP TIME	MPH	DIFF	TIME OF DAY
1 -		30.003	1:55.284	84.06	7.593	14:14:47.680
2 -	1:19.337	30.239	1:49.576	88.44	1.885	14:16:37.256
3 -	1:18.097	30.096	1:48.193 (3)	89.57	0.502	14:18:25.449
4 -	1:18.780	29.946	1:48.726	89.13	1.035	14:20:14.175
5 -	1:18.359	29.759	1:48.118 (2)	89.63	0.427	14:22:02.293
6 -	1:18.606	29.722	1:48.328	89.46	0.637	14:23:50.621
7 -	1:18.933	29.804	1:48.737	89.12	1.046	14:25:39.358
8 -	1:18.764	29.557	1:48.321	89.46	0.630	14:27:27.679
9 -	1:18.324	29.367	1:47.691 (1)	89.99		14:29:15.370

P19 222 C		Phil ROOKE		Kawasaki ZX10R - Team Blumpkin Racing		
IDEAL LAP TIME : 1:47.317		BEST LAP TIME : 1:47.766		DIFFERENCE : 0.449		
LAP	SECTOR 1	SECTOR 2	LAP TIME	MPH	DIFF	TIME OF DAY
1 -		29.141	1:59.117	81.35	11.351	14:14:51.513
2 -	1:20.324	29.583	1:49.907	88.17	2.141	14:16:41.420
3 -	1:19.628	29.555	1:49.183	88.76	1.417	14:18:30.603
4 -	1:18.527	29.388	1:47.915 (3)	89.80	0.149	14:20:18.518
5 -	1:18.973	29.019	1:47.992	89.74	0.226	14:22:06.510
6 -	1:19.277	29.513	1:48.790	89.08	1.024	14:23:55.300
7 -	1:18.298	29.468	1:47.766 (1)	89.92		14:25:43.066
8 -	1:18.752	29.106	1:47.858 (2)	89.85	0.092	14:27:30.924
9 -	1:19.367	29.339	1:48.706	89.15	0.940	14:29:19.630

P20 7 C		Seb JENKINS		Suzuki GSX-R 1000 - Long hours and hard graft		
IDEAL LAP TIME : 1:47.453		BEST LAP TIME : 1:47.453		DIFFERENCE : 0.000		
LAP	SECTOR 1	SECTOR 2	LAP TIME	MPH	DIFF	TIME OF DAY
1 -		29.986	1:57.303	82.61	9.850	14:14:49.699
2 -	1:20.655	29.946	1:50.601	87.62	3.148	14:16:40.300
3 -	1:18.986	30.111	1:49.097 (3)	88.83	1.644	14:18:29.397
4 -	1:19.164	29.637	1:48.801 (2)	89.07	1.348	14:20:18.198
5 -	1:23.178	30.395	1:53.573	85.33	6.120	14:22:11.771
6 -	1:19.490	29.925	1:49.415	88.57	1.962	14:24:01.186
7 -	1:20.751	29.679	1:50.430	87.75	2.977	14:25:51.616
8 -	1:17.893	29.560	1:47.453 (1)	90.19		14:27:39.069
9 -	1:20.113	30.178	1:50.291	87.87	2.838	14:29:29.360

BMCRC - MRO Championships 2022 - Rnd 4 @ Oulton Park

Reactive Parts MRO Powerbikes inc Clubman 1000

RACE 8 - SECTOR ANALYSIS



SECTOR 1 = FL to I1, SECTOR 2 = I1 to FL, DIFF = Difference To Personal Best Lap, P = Crossed Finish Line in Pit Lane, D = Time Disallowed

P21 57 C		Scott FORBES-COWDRY		Kawasaki ZX10R -		
IDEAL LAP TIME : 1:48.978		BEST LAP TIME : 1:48.978		DIFFERENCE : 0.000		
LAP	SECTOR 1	SECTOR 2	LAP TIME	MPH	DIFF	TIME OF DAY
1 -		30.329	1:58.722	81.62	9.744	14:14:51.118
2 -	1:19.895	29.806	1:49.701	88.34	0.723	14:16:40.819
3 -	1:19.942	29.615	1:49.557	88.45	0.579	14:18:30.376
4 -	1:19.876	29.609	1:49.485 (3)	88.51	0.507	14:20:19.861
5 -	1:20.096	29.983	1:50.079	88.03	1.101	14:22:09.940
6 -	1:19.440	29.848	1:49.288 (2)	88.67	0.310	14:23:59.228
7 -	1:19.776	29.888	1:49.664	88.37	0.686	14:25:48.892
8 -	1:19.419	29.559	1:48.978 (1)	88.92		14:27:37.870
9 -	1:20.989	30.537	1:51.526	86.89	2.548	14:29:29.396

P22 221 C		Matt VENN		Ducati V2 -		
IDEAL LAP TIME : 1:48.672		BEST LAP TIME : 1:48.672		DIFFERENCE : 0.000		
LAP	SECTOR 1	SECTOR 2	LAP TIME	MPH	DIFF	TIME OF DAY
1 -		30.087	1:56.367	83.28	7.695	14:14:48.763
2 -	1:19.800	30.112	1:49.912 (3)	88.17	1.240	14:16:38.675
3 -	1:20.190	30.260	1:50.450	87.74	1.778	14:18:29.125
4 -	1:19.781	30.124	1:49.905 (2)	88.17	1.233	14:20:19.030
5 -	1:21.328	30.473	1:51.801	86.68	3.129	14:22:10.831
6 -	1:20.039	30.169	1:50.208	87.93	1.536	14:24:01.039
7 -	1:20.385	30.340	1:50.725	87.52	2.053	14:25:51.764
8 -	1:20.517	29.826	1:50.343	87.82	1.671	14:27:42.107
9 -	1:18.950	29.722	1:48.672 (1)	89.17		14:29:30.779

P23 17		Philip BAKER		Ducati -		
IDEAL LAP TIME : 1:48.310		BEST LAP TIME : 1:48.457		DIFFERENCE : 0.147		
LAP	SECTOR 1	SECTOR 2	LAP TIME	MPH	DIFF	TIME OF DAY
1 -		30.550	2:01.157	79.98	12.700	14:14:53.553
2 -	1:19.626	30.355	1:49.981	88.11	1.524	14:16:43.534
3 -	1:18.884	30.207	1:49.091 (2)	88.83	0.634	14:18:32.625
4 -	1:19.490	29.920	1:49.410	88.57	0.953	14:20:22.035
5 -	1:18.754	30.338	1:49.092 (3)	88.83	0.635	14:22:11.127
6 -	1:20.533	29.755	1:50.288	87.87	1.831	14:24:01.415
7 -	1:20.771	29.756	1:50.527	87.68	2.070	14:25:51.942
8 -	1:20.545	29.918	1:50.463	87.73	2.006	14:27:42.405
9 -	1:18.901	29.556	1:48.457 (1)	89.35		14:29:30.862

P24 110 C		Michael CLARKE		Yamaha R1 - BIKEBASE - MX5 PARTS WAREHOUSE		
IDEAL LAP TIME : 1:48.189		BEST LAP TIME : 1:48.868		DIFFERENCE : 0.679		
LAP	SECTOR 1	SECTOR 2	LAP TIME	MPH	DIFF	TIME OF DAY
1 -		29.187	1:56.681	83.05	7.813	14:14:49.077
2 -	1:19.002	29.866	1:48.868 (1)	89.01		14:16:37.945
3 -	1:19.920	30.337	1:50.257 (3)	87.89	1.389	14:18:28.202
4 -	1:19.821	30.420	1:50.241 (2)	87.91	1.373	14:20:18.443
5 -	1:20.925	30.515	1:51.440	86.96	2.572	14:22:09.883
6 -	1:20.650	29.912	1:50.562	87.65	1.694	14:24:00.445
7 -	1:20.717	30.136	1:50.853	87.42	1.985	14:25:51.298
8 -	1:20.595	31.011	1:51.606	86.83	2.738	14:27:42.904
9 -	1:21.306	31.190	1:52.496	86.14	3.628	14:29:35.400

BMCRC - MRO Championships 2022 - Rnd 4 @ Oulton Park

Reactive Parts MRO Powerbikes inc Clubman 1000

RACE 8 - SECTOR ANALYSIS



SECTOR 1 = FL to I1, SECTOR 2 = I1 to FL, DIFF = Difference To Personal Best Lap, P = Crossed Finish Line in Pit Lane, D = Time Disallowed

P25 46 C		Simon GATES		Yamaha YZF R1 - No Tallentino Racing Team FATI		
IDEAL LAP TIME : 1:49.844		BEST LAP TIME : 1:50.049		DIFFERENCE : 0.205		
LAP	SECTOR 1	SECTOR 2	LAP TIME	MPH	DIFF	TIME OF DAY
1 -		29.920	1:58.962	81.46	8.913	14:14:51.358
2 -	1:20.310	30.362	1:50.672 (3)	87.56	0.623	14:16:42.030
3 -	1:19.924	30.125	1:50.049 (1)	88.06		14:18:32.079
4 -	1:20.258	30.550	1:50.808	87.46	0.759	14:20:22.887
5 -	1:20.267	30.065	1:50.332 (2)	87.83	0.283	14:22:13.219
6 -	1:20.668	30.133	1:50.801	87.46	0.752	14:24:04.020
7 -	1:20.652	30.315	1:50.967	87.33	0.918	14:25:54.987
8 -	1:20.508	30.373	1:50.881	87.40	0.832	14:27:45.868
9 -	1:20.519	30.198	1:50.717	87.53	0.668	14:29:36.585

P26 333		Andrew HOUGHTON		BMW S1000RR - Bahnstomer BMW		
IDEAL LAP TIME : 1:51.626		BEST LAP TIME : 1:51.731		DIFFERENCE : 0.105		
LAP	SECTOR 1	SECTOR 2	LAP TIME	MPH	DIFF	TIME OF DAY
1 -		30.324	2:02.450	79.14	10.719	14:14:54.846
2 -	1:21.302	30.534	1:51.836 (2)	86.65	0.105	14:16:46.682
3 -	1:21.503	30.604	1:52.107	86.44	0.376	14:18:38.789
4 -	1:21.956	30.883	1:52.839	85.88	1.108	14:20:31.628
5 -	1:21.305	30.426	1:51.731 (1)	86.73		14:22:23.359
6 -	1:21.522	30.410	1:51.932 (3)	86.58	0.201	14:24:15.291
7 -	1:23.071	30.829	1:53.900	85.08	2.169	14:26:09.191
8 -	1:22.103	30.450	1:52.553	86.10	0.822	14:28:01.744
9 -	1:22.396	31.086	1:53.482	85.39	1.751	14:29:55.226

P27 66		Stephen HARVEY		Kawasaki ZX10 -		
IDEAL LAP TIME : 1:55.238		BEST LAP TIME : 1:55.368		DIFFERENCE : 0.130		
LAP	SECTOR 1	SECTOR 2	LAP TIME	MPH	DIFF	TIME OF DAY
1 -		31.306	2:04.097	78.09	8.729	14:14:56.493
2 -	1:23.932	31.436	1:55.368 (1)	84.00		14:16:51.861
3 -	1:24.439	31.908	1:56.347 (3)	83.29	0.979	14:18:48.208
4 -	1:25.473	32.243	1:57.716	82.32	2.348	14:20:45.924
5 -	1:24.671	31.595	1:56.266 (2)	83.35	0.898	14:22:42.190
6 -	1:25.023	31.663	1:56.686	83.05	1.318	14:24:38.876
7 -	1:27.385	32.295	1:59.680	80.97	4.312	14:26:38.556
8 -	1:26.220	32.116	1:58.336	81.89	2.968	14:28:36.892

P28 163 C		Steve SMULOVIC		Suzuki GSXR1000 - SFC Racing		
IDEAL LAP TIME : 1:57.003		BEST LAP TIME : 1:57.108		DIFFERENCE : 0.105		
LAP	SECTOR 1	SECTOR 2	LAP TIME	MPH	DIFF	TIME OF DAY
1 -		33.054	2:10.063	74.51	12.955	14:15:02.459
2 -	1:28.816	32.798	2:01.614	79.68	4.506	14:17:04.073
3 -	1:27.021	32.584	1:59.605	81.02	2.497	14:19:03.678
4 -	1:26.514	32.570	1:59.084	81.38	1.976	14:21:02.762
5 -	1:26.384	32.769	1:59.153	81.33	2.045	14:23:01.915
6 -	1:26.506	32.349	1:58.855 (3)	81.53	1.747	14:25:00.770
7 -	1:25.328	31.780	1:57.108 (1)	82.75		14:26:57.878
8 -	1:26.225	31.675	1:57.900 (2)	82.19	0.792	14:28:55.778

BMCRC - MRO Championships 2022 - Rnd 4 @ Oulton Park

Reactive Parts MRO Powerbikes inc Clubman 1000

RACE 8 - SECTOR ANALYSIS



SECTOR 1 = FL to I1, SECTOR 2 = I1 to FL, DIFF = Difference To Personal Best Lap, P = Crossed Finish Line in Pit Lane, D = Time Disallowed

P29 150		Sam MIDDLEMAS		Suzuki GSXR1000 - Albany Shed Co			
IDEAL LAP TIME : 1:42.473		BEST LAP TIME : 1:42.580		DIFFERENCE : 0.107			
LAP	SECTOR 1	SECTOR 2	LAP TIME	MPH	DIFF	TIME OF DAY	
1 -		28.751	1:53.029	85.74	10.449	14:14:45.425	
2 -	1:16.833	28.021	1:44.854	92.42	2.274	14:16:30.279	
3 -	1:14.786	28.166	1:42.952 (2)	94.13	0.372	14:18:13.231	
4 -	1:14.452	28.128	1:42.580 (1)	94.47		14:19:55.811	
5 -	1:14.851	28.120	1:42.971 (3)	94.11	0.391	14:21:38.782	
6 -	1:14.908	28.874	1:43.782	93.38	1.202	14:23:22.564	
7 -	1:15.594	28.355	1:43.949	93.23	1.369	14:25:06.513	
8 -	1:16.724	29.116	1:45.840	91.56	3.260	14:26:52.353	

P30 63		Matthew WREN		Suzuki GSXR - TBR performance			
IDEAL LAP TIME : 1:49.974		BEST LAP TIME : 1:50.096		DIFFERENCE : 0.122			
LAP	SECTOR 1	SECTOR 2	LAP TIME	MPH	DIFF	TIME OF DAY	
1 -		30.216	2:00.360	80.51	10.264	14:14:52.756	
2 -	1:19.758	30.338	1:50.096 (1)	88.02		14:16:42.852	

BMCRC - MRO Championships 2022 - Rnd 4 @ Oulton Park

Reactive Parts MRO Powerbikes inc Clubman 1000

RACE 8 - BEST SECTORS

SECTOR 1			SECTOR 2			IDEAL / BEST COMPARISON						
POS	NO	NAME	TIME	NO	NAME	TIME	POS	NO	NAME	IDEAL	BEST	DIFF
									PERFECT LAP	1:39.948		
1	188	KRAWIECKI	1:12.440	28	ALLSOP	27.508	1	26	WAINWRIGHT	1:40.772	1:40.974	0.202
2	26	WAINWRIGHT	1:13.183	26	WAINWRIGHT	27.589	2	188	KRAWIECKI	1:40.873	1:41.479	0.606
3	28	ALLSOP	1:13.430	32	MORRIS	27.910	3	28	ALLSOP	1:40.938	1:40.938	0.000
4	23	SYMONDS	1:13.955	23	SYMONDS	27.945	4	23	SYMONDS	1:41.900	1:41.900	0.000
5	121	TUNSTALL	1:14.442	2	BAKER	27.987	5	150	MIDDLEMAS	1:42.473	1:42.580	0.107
6	150	MIDDLEMAS	1:14.452	150	MIDDLEMAS	28.021	6	121	TUNSTALL	1:42.723	1:42.723	0.000
7	9	DIXON	1:14.532	37	BULL	28.078	7	9	DIXON	1:42.732	1:42.799	0.067
8	48	WILSON	1:14.742	98	DICKINSON	28.127	8	32	MORRIS	1:42.764	1:42.764	0.000
9	98	DICKINSON	1:14.745	9	DIXON	28.200	9	98	DICKINSON	1:42.872	1:42.939	0.067
10	32	MORRIS	1:14.854	121	TUNSTALL	28.281	10	2	BAKER	1:42.965	1:43.024	0.059
11	25	SMITH	1:14.897	48	WILSON	28.369	11	48	WILSON	1:43.111	1:43.111	0.000
12	2	BAKER	1:14.978	188	KRAWIECKI	28.433	12	25	SMITH	1:43.332	1:43.466	0.134
13	37	BULL	1:15.721	25	SMITH	28.435	13	37	BULL	1:43.799	1:44.157	0.358
14	155	MAJOR-BIRD	1:16.660	155	MAJOR-BIRD	28.804	14	155	MAJOR-BIRD	1:45.464	1:45.858	0.394
15	21	CROUCHER	1:17.104	21	CROUCHER	28.839	15	21	CROUCHER	1:45.943	1:46.001	0.058
16	449	WALLINGTON	1:17.372	449	WALLINGTON	28.891	16	449	WALLINGTON	1:46.263	1:46.722	0.459
17	77	ATKINSON	1:17.480	222	ROOKE	29.019	17	77	ATKINSON	1:46.560	1:46.582	0.022
18	53	McGLYNN	1:17.755	77	ATKINSON	29.080	18	53	McGLYNN	1:47.132	1:47.132	0.000
19	7	JENKINS	1:17.893	110	CLARKE	29.187	19	222	ROOKE	1:47.317	1:47.766	0.449
20	86	LOPES	1:18.097	86	LOPES	29.367	20	7	JENKINS	1:47.453	1:47.453	0.000
21	222	ROOKE	1:18.298	53	McGLYNN	29.377	21	86	LOPES	1:47.464	1:47.691	0.227
22	17	BAKER	1:18.754	17	BAKER	29.556	22	110	CLARKE	1:48.189	1:48.868	0.679
23	221	VENN	1:18.950	57	FORBES-COWDRY	29.559	23	17	BAKER	1:48.310	1:48.457	0.147
24	110	CLARKE	1:19.002	7	JENKINS	29.560	24	221	VENN	1:48.672	1:48.672	0.000
25	57	FORBES-COWDRY	1:19.419	221	VENN	29.722	25	57	FORBES-COWDRY	1:48.978	1:48.978	0.000
26	63	WREN	1:19.758	46	GATES	29.920	26	46	GATES	1:49.844	1:50.049	0.205
27	46	GATES	1:19.924	63	WREN	30.216	27	63	WREN	1:49.974	1:50.096	0.122
28	333	HOUGHTON	1:21.302	333	HOUGHTON	30.324	28	333	HOUGHTON	1:51.626	1:51.731	0.105
29	66	HARVEY	1:23.932	66	HARVEY	31.306	29	66	HARVEY	1:55.238	1:55.368	0.130
30	163	SMULOVIC	1:25.328	163	SMULOVIC	31.675	30	163	SMULOVIC	1:57.003	1:57.108	0.105
31												

BMCRC - MRO Championships 2022 - Rnd 4 @ Oulton Park

Reactive Parts MRO Powerbikes inc Clubman 1000

RACE 8 - STATISTICS

Competitors Started 31
Planned Start 2022-06-03 @ 14:05:00.000
Actual Start 2022-06-03 @ 14:12:52.395
Finish Time 2022-06-03 @ 14:28:12.115
Track Length 2.6920mi.
Total Laps 260
Total Distance Covered 699.9274mi.

Session Fastest Lap History

NO	CL	NAME	LAP TIME	TIME OF DAY	LAP	VEHICLE
26		Josh WAINWRIGHT	1:41.529	14:16:19.377	2	Honda CBR1000RR
26		Josh WAINWRIGHT	1:41.151	14:18:00.531	3	Honda CBR1000RR
28		Greg ALLSOP	1:40.938	14:18:01.812	3	Yamaha R1

Session Leader History

NO	CL	NAME	FROM LAP	LAPS LED	DISTANCE	VEHICLE
26		Josh WAINWRIGHT	1	9	24.22 miles	Honda CBR1000RR

Flag History

TYPE	TIME OF DAY
GREEN	14:12:52.395
FINISH	14:28:12.115

Flag Statistics

TYPE	COUNT	TOTAL LAPS	TOTAL TIME
Green	1	9	17:20.984
Red	0	0	0.000
Safety Car	0	0	0.000
FCY	0	0	0.000

BMCRC - MRO Championships 2022 - Rnd 4 @ Oulton Park

Reactive Parts MRO Powerbikes inc Clubman 1000

RACE 8 - STATISTICS

CLASS :

21 Starters

Fastest Lap History

NO	NAME	LAP TIME	TIME OF DAY	LAP	VEHICLE
26	Josh WAINWRIGHT	1:41.529	14:16:19.377	2	Honda CBR1000RR
26	Josh WAINWRIGHT	1:41.151	14:18:00.531	3	Honda CBR1000RR
28	Greg ALLSOP	1:40.938	14:18:01.812	3	Yamaha R1

Leader History

NO	NAME	FROM LAP	LAPS LED	DISTANCE	VEHICLE
26	Josh WAINWRIGHT	1	9	24.22 miles	Honda CBR1000RR

BMCRC - MRO Championships 2022 - Rnd 4 @ Oulton Park

Reactive Parts MRO Powerbikes inc Clubman 1000

RACE 8 - STATISTICS

CLASS : C

10 Starters

Fastest Lap History

NO	NAME	LAP TIME	TIME OF DAY	LAP	VEHICLE
449	Luke WALLINGTON	1:49.285	14:16:34.236	2	Yamaha R1 4C8
110	Michael CLARKE	1:48.868	14:16:37.971	2	Yamaha R1
449	Luke WALLINGTON	1:46.821	14:18:21.056	3	Yamaha R1 4C8
449	Luke WALLINGTON	1:46.722	14:29:06.769	9	Yamaha R1 4C8

Leader History

NO	NAME	FROM LAP	LAPS LED	DISTANCE	VEHICLE
449	Luke WALLINGTON	1	9	24.22 miles	Yamaha R1 4C8

BMCRC - MRO Championships 2022 - Rnd 4 @ Oulton Park



Reactive Parts MRO Powerbikes inc Clubman 1000

RACE 8 - GRID (11 Laps)

ROW 11	33	711 Ritchie THORNTON	32	334 Anthony BRANDISH	31	163 Steve SMULOVIC	1:57.108
ROW 10	30	66 Stephen HARVEY	29	333 Andrew HOUGHTON	28	63 Matthew WREN	1:55.368 1:51.731 1:50.096
ROW 9	27	46 Simon GATES	26	57 Scott FORBES-COWDRY	25	110 Michael CLARKE	1:50.049 1:48.978 1:48.868
ROW 8	24	221 Matt VENN	23	17 Philip BAKER	22	222 Phil ROOKE	1:48.672 1:48.457 1:47.766
ROW 7	21	86 Frederico LOPES	20	18 Mathew WALDRON	19	7 Seb JENKINS	1:47.691 1:47.453
ROW 6	18	53 Seamus McGLYNN	17	449 Luke WALLINGTON	16	77 Phil ATKINSON	1:47.132 1:46.722 1:46.582
ROW 5	15	21 Jack CROUCHER	14	155 Jake MAJOR-BIRD	13	37 James BULL	1:46.001 1:45.858 1:44.157
ROW 4	12	25 Sam SMITH	11	48 Nicky WILSON	10	2 Peter BAKER	1:43.466 1:43.111 1:43.024
ROW 3	9	98 Rick DICKINSON	8	9 Luke DIXON	7	32 Martin MORRIS	1:42.939 1:42.799 1:42.764
ROW 2	6	121 Tom TUNSTALL	5	150 Sam MIDDLEMAS	4	23 Max SYMONDS	1:42.723 1:42.580 1:41.900
ROW 1	3	188 Dawid KRAWIECKI	2	26 Josh WAINWRIGHT	1	28 Greg ALLSOP	1:41.479 1:40.974 1:40.938
							Pole

Oulton Park International: 2.6920 miles

These results are provisional until the conclusion of any judicial and technical matters.

Clerk Of Course :	Stewards :	Timekeeper : Richard Evans
-------------------	------------	----------------------------

Results can be found at www.tsl-timing.com

Printed - 14:32 Friday, 03 June 2022



BMCRC - MRO Championships 2022 - Rnd 4 @ Oulton Park

Reactive Parts MRO Powerbikes inc Clubman 1000

RACE 8 - CLASSIFICATION - AMENDED



POS	NO	CL	PIC NAME	ENTRY	LAPS	TIME	GAP	DIFF	MPH	BEST	ON
1	26		1 Josh WAINWRIGHT	Honda CBR1000RR - JW MOT Centre	11	18:46.866			94.60	1:40.837	3
2	28		2 Greg ALLSOP	Yamaha R1 - Allsop Construction Services ltd	11	18:48.059	1.193	1.193	94.50	1:40.953	2
3	23		3 Max SYMONDS	BMW S1000RR - J&C Symonds LTD	11	18:51.658	4.792	3.599	94.20	1:41.652	2
4	121		4 Tom TUNSTALL	BMW S1000RR - MotorcycleRaceParts - Integro	11	18:53.937	7.071	2.279	94.01	1:41.983	11
5	150		5 Sam MIDDLEMAS	Suzuki GSXR1000 - Albany Shed Co	11	19:03.267	16.401	9.330	93.24	1:42.091	5
6	25		6 Sam SMITH	Yamaha YZF1000 R1 - Exclusiv events	11	19:10.321	23.455	7.054	92.67	1:42.503	3
7	2		7 Peter BAKER	Kawasaki ZX10R - TJ & Peter Baker MC/Dodfrey En	11	19:13.296	26.430	2.975	92.43	1:43.557	7
8	98		8 Rick DICKINSON	Ducati Panigale V4 - MotorcycleRaceParts.co.uk	11	19:13.577	26.711	0.281	92.41	1:43.476	6
9	48		9 Nicky WILSON	Suzuki GSXR 1000 - Demon GP/Haslemere Motorcy	11	19:14.709	27.843	1.132	92.32	1:43.672	6
10	188		10 Dawid KRAWIECKI	Yamaha R1 - Code Blue LTD & D A East Electrical	11	19:22.803	35.937	8.094	91.67	1:44.041	3
11	32		11 Martin MORRIS	BMW S1000RR - Morris Racing, Obsession Enginee	11	19:22.961	36.095	0.158	91.66	1:43.573	6
12	155		12 Jake MAJOR-BIRD	Suzuki GSXR1000R -	11	19:31.089	44.223	8.128	91.03	1:44.676	4
13	449	C	1 Luke WALLINGTON	Yamaha R1 4C8 - BW Bespoke Developments Ltd	11	19:34.286	47.420	3.197	90.78	1:45.357	8
14	9		13 Luke DIXON	Bmw S1000RR -	11	19:40.290	53.424	6.004	90.32	1:44.072	2
15	221	C	2 Matt VENN	Ducati V2 -	11	19:40.457	53.591	0.167	90.30	1:45.707	8
16	21		14 Jack CROUCHER	BMW S1000RR - Trendy lofts	11	19:48.764	1:01.898	8.307	89.67	1:45.788	2
17	53	C	3 Seamus McGLYNN	Yamaha R1 -	11	19:56.847	1:09.981	8.083	89.07	1:47.697	5
18	17		15 Philip BAKER	Ducati -	11	20:06.004	1:19.138	9.157	88.39	1:47.101	4
19	222	C	4 Phil ROOKE	Kawasaki ZX10R - Team Blumpkin Racing	11	20:07.954	1:21.088	1.950	88.25	1:47.511	3
20	57	C	5 Scott FORBES-COWDRY	Kawasaki ZX10R -	11	20:26.833	1:39.967	18.879	86.89	1:48.154	10
21	46	C	6 Simon GATES	Yamaha YZF R1 - No Tallentino Racing Team FATI	11	20:35.183	1:48.317	8.350	86.30	1:49.694	10
22	110	C	7 Michael CLARKE	Yamaha R1 - BIKEBASE - MX5 PARTS WAREHOU:	10	19:00.462	1 Lap	1 Lap	84.97	1:51.203	2
23	66		16 Stephen HARVEY	Kawasaki ZX10 -	10	19:41.742	1 Lap	41.280	82.00	1:55.881	5
24	163	C	8 Steve SMULOVIC	Suzuki GSXR1000 - SFC Racing	10	19:47.851	1 Lap	6.109	81.58	1:57.109	8

NOT CLASSIFIED

DNF	334	C	Anthony BRANDISH	Suzuki GSXR 1000 - BW bespoke developments ltd	10	18:19.213	1 Lap		88.16	1:48.588	2
DNF	77		Phil ATKINSON	Ducati 959 - ROSE MOT/Q Oil Treatments	9	16:14.531	2 Laps	1 Lap	89.50	1:43.848	3
DNF	37		James BULL	MV Agusta - team bull racing	5	8:55.550	6 Laps	4 Laps	90.47	1:43.566	3
DNF	86	C	Frederico LOPES	Yamaha R1 - FLR Procurement Ltd	5	10:28.425	6 Laps	1:32.875	77.10	1:49.610	3
DNF	333		Andrew HOUGHTON	BMW S1000RR - Bahnstormer BMW	4	8:05.222	7 Laps	1 Lap	79.89	1:50.135	2

FASTEST LAP

	26		Josh WAINWRIGHT	Honda CBR1000RR - JW MOT Centre	3	1:40.837			96.10 mph	154.67 kph	
	449	C	Luke WALLINGTON	Yamaha R1 4C8 - BW Bespoke Developments Ltd	8	1:45.357			91.98 mph	148.03 kph	

#222 - 10 Second jump start penalty - RESCINDED

Class - 92.5% of Race Speed = 87.50 mph
 Class C - 92.5% of Race Speed = 83.97 mph

Weather / Track : Sunny / Dry

These results are provisional until the conclusion of any judicial and technical matters.

Race Distance: 11 Laps / 29.61 miles
 Oulton Park International: 2.6920 miles
 Date: 04/06/2022 Start: 11:58 Finish: 12:17

Clerk Of Course :	Stewards :	Timekeeper : Richard Evans
-------------------	------------	----------------------------

Results can be found at www.tsl-timing.com

Printed - 13:23 Saturday, 04 June 2022



BMCRC - MRO Championships 2022 - Rnd 4 @ Oulton Park

Reactive Parts MRO Powerbikes inc Clubman 1000

RACE 8 - LAP CHART

LAP 1 @ 12:00:29.019		
NO	BEHIND	LAP TIME

26		1:45.486
28	0.644	1:46.130
23	1.345	1:46.831
121	3.393	1:48.879
150	3.947	1:49.433
188	4.293	1:49.779
48	4.496	1:49.982
25	4.576	1:50.062
9	4.988	1:50.474
2	5.081	1:50.567
37	5.354	1:50.840
77	6.178	1:51.664
155	6.524	1:52.010
98	6.958	1:52.444
21	7.371	1:52.857
449	7.629	1:53.115
32	8.483	1:53.969
53	8.933	1:54.419
221	9.315	1:54.801
222	9.837	1:55.323
110	11.205	1:56.691
334	11.347	1:56.833
57	12.499	1:57.985
17	13.049	1:58.535
46	13.515	1:59.001
333	13.966	1:59.452
66	19.386	2:04.872
163	21.962	2:07.448
86	1:17.477	3:02.963

LAP 2 @ 12:02:10.394		
NO	BEHIND	LAP TIME

26		1:41.375
28	0.222	1:40.953
23	1.622	1:41.652
121	4.989	1:42.971
150	5.107	1:42.535
25	6.911	1:43.710
188	7.349	1:44.431
9	7.685	1:44.072
48	7.809	1:44.688
2	8.189	1:44.483
37	8.394	1:44.415
77	9.301	1:44.498
98	9.524	1:43.941
155	10.714	1:45.565
21	11.784	1:45.788
449	12.395	1:46.141
32	12.626	1:45.518
221	14.087	1:46.147
53	15.465	1:47.907
222	16.381	1:47.919
334	18.560	1:48.588
110	21.033	1:51.203
17	21.171	1:49.497
46	22.354	1:50.214
333	22.726	1:50.135
57	37.196	2:06.072
66	37.234	1:59.223
163	39.731	1:59.144
86	1:26.678	1:50.576

LAP 3 @ 12:03:51.231		
NO	BEHIND	LAP TIME

26		1:40.837
28	0.605	1:41.220
23	2.624	1:41.839
121	7.129	1:42.977
150	7.250	1:42.980
25	8.577	1:42.503
188	10.553	1:44.041
48	10.808	1:43.836
37	11.123	1:43.566
2	11.385	1:44.033
77	12.312	1:43.848
98	12.458	1:43.771
9	13.001	1:46.153
155	14.591	1:44.714
449	17.462	1:45.904
32	17.601	1:45.812
21	19.067	1:48.120
221	19.400	1:46.150
53	22.420	1:47.792
222	23.055	1:47.511
334	26.925	1:49.202
17	32.326	1:51.992
110	32.749	1:52.553
46	32.949	1:51.432
333	33.366	1:51.477
57	46.446	1:50.087
66	53.946	1:57.549
163	56.009	1:57.115
86	1:35.451	1:49.610

LAP 4 @ 12:05:32.320		
NO	BEHIND	LAP TIME

26		1:41.089
28	1.103	1:41.587
23	4.073	1:42.538
121	8.172	1:42.132
150	8.384	1:42.223
25	10.350	1:42.862
188	14.865	1:45.401
37	15.128	1:45.094
2	15.204	1:44.908
48	15.511	1:45.792
98	15.744	1:44.375
77	16.196	1:44.973
155	18.178	1:44.676
32	21.084	1:44.572
449	21.757	1:45.384
21	26.483	1:48.505
221	26.639	1:48.328
53	29.550	1:48.219
222	29.873	1:47.907
334	35.984	1:50.148
9	36.490	2:04.578
17	38.338	1:47.101
110	43.271	1:51.611
46	43.574	1:51.714
57	55.422	1:50.065
66	1:09.333	1:56.476
163	1:13.794	1:58.874
333	1:16.435	2:24.158 P

LAP 5 @ 12:07:14.333		
NO	BEHIND	LAP TIME

26		1:42.013
28	1.765	1:42.675
86	1 Lap	1:49.935
23	4.806	1:42.746
121	8.312	1:42.153
150	8.462	1:42.091
25	11.601	1:43.264
2	17.388	1:44.197
98	18.356	1:44.625
48	18.930	1:45.432
188	19.337	1:46.485
77	19.689	1:45.506
155	21.742	1:45.577
32	23.106	1:44.035
37	24.750	1:51.635 P
449	26.049	1:46.305
221	31.273	1:46.647
21	33.108	1:48.638
53	35.234	1:47.697
222	35.817	1:47.957
9	40.156	1:45.679
334	42.649	1:48.678
17	43.897	1:47.572
110	53.578	1:52.320
46	58.353	1:56.792
57	1:03.289	1:49.880
66	1:23.201	1:55.881
163	1:29.588	1:57.807

LAP 6 @ 12:08:55.460		
NO	BEHIND	LAP TIME

26		1:41.127
28	2.376	1:41.738
23	6.703	1:43.024
121	9.891	1:42.706
150	10.432	1:43.097
25	14.370	1:43.896
86	1 Lap	1:55.341 P
2	20.308	1:44.047
98	20.705	1:43.476
48	21.475	1:43.672
188	22.905	1:44.695
77	23.162	1:44.600
32	25.552	1:43.573
155	25.847	1:45.232
449	30.361	1:45.439
221	36.602	1:46.456
21	39.676	1:47.695
53	42.189	1:48.082
222	42.490	1:47.800
9	43.326	1:44.297
334	50.831	1:49.309
17	51.162	1:48.392
110	1:07.234	1:54.783
46	1:07.529	1:50.303
57	1:11.486	1:49.324
66	1:39.491	1:57.417

LAP 7 @ 12:10:38.212		
NO	BEHIND	LAP TIME

26		1:42.752
28	2.351	1:42.727

163	1 Lap	1:57.568
23	6.599	1:42.648
121	9.587	1:42.448
150	10.994	1:43.314
25	15.618	1:44.000
2	21.113	1:43.557
98	21.540	1:43.587
48	22.644	1:43.921
77	24.659	1:44.249
188	25.332	1:45.179
32	26.378	1:43.578
155	28.669	1:45.574
449	33.745	1:46.136
221	40.231	1:46.381
21	44.271	1:47.347
9	44.957	1:44.383
53	47.573	1:48.136
222	48.822	1:49.084
17	57.468	1:49.058
334	57.596	1:49.517
110	1:16.913	1:52.431
46	1:17.234	1:52.457
57	1:17.355	1:48.621

LAP 8 @ 12:12:20.141		
NO	BEHIND	LAP TIME

26		1:41.929
28	3.654	1:43.232
23	7.409	1:42.739
121	10.843	1:43.185
66	1 Lap	1:57.274
150	13.135	1:44.070
25	18.465	1:44.776
163	1 Lap	1:57.366
98	23.737	1:44.126
2	24.233	1:45.049
48	25.113	1:44.398
77	27.315	1:44.585
188	27.930	1:44.527
32	28.994	1:44.545
155	32.974	1:46.234
449	37.173	1:45.357
221	44.009	1:45.707
9	48.148	1:45.120
21	50.084	1:47.742
53	54.594	1:48.950
222	56.867	1:49.974
334	1:04.282	1:48.615
17	1:04.613	1:49.074
57	1:24.286	1:48.860
110	1:27.275	1:52.291
46	1:27.458	1:52.153

LAP 9 @ 12:14:02.227		
NO	BEHIND	LAP TIME

26		1:42.086
28	3.652	1:42.084
23	7.666	1:42.343
121	11.004	1:42.247
150	15.132	1:44.083
25	22.010	1:45.631
98	26.239	1:44.588
2	26.836	1:44.689
66	1 Lap	1:56.894
48	27.696	1:44.669

188	32.593	1:46.749
32	33.214	1:46.306
163	1 Lap	1:57.109
155	38.047	1:47.159
449	41.708	1:46.621
221	48.269	1:46.346
9	50.909	1:44.847
21	55.529	1:47.531
77	55.837	2:10.608 P
53	1:00.994	1:48.486
222	1:05.402	1:50.621
334	1:11.292	1:49.096
17	1:11.615	1:49.088
57	1:30.598	1:48.398
46	1:35.508	1:50.136
110	1:37.724	1:52.535

LAP 10 @ 12:15:44.617		
NO	BEHIND	LAP TIME

26		1:42.390
28	3.909	1:42.647
23	8.084	1:42.808
121	10.870	1:42.256
150	16.474	1:43.732
25	24.523	1:44.903
98	27.893	1:44.044
2	28.118	1:43.672
48	29.469	1:44.163
188	36.316	1:46.113
32	36.416	1:45.592
66	1 Lap	1:58.463
155	43.193	1:47.536
449	45.561	1:46.243
163	1 Lap	1:58.196
221	52.568	1:46.689
9	53.374	1:44.855
21	1:00.860	1:47.721
53	1:07.056	1:48.452
222	1:15.588	1:52.576
17	1:17.528	1:48.303
334	1:18.129	1:49.227
57	1:36.362	1:48.154
46	1:42.812	1:49.694

LAP 11 @ 12:17:30.399		
NO	BEHIND	LAP TIME

26		1:45.782
28	1.193	1:43.066
23	4.792	1:42.490
121	7.071	1:41.983
110	1 Lap	2:04.044
150	16.401	1:45.709
25	23.455	1:44.714
2	26.430	1:44.094
98	26.711	1:44.600
48	27.843	1:44.156
188	35.937	1:45.403
32	36.095	1:45.461
155	44.223	1:46.812
449	47.420	1:47.641
9	53.424	1:45.832
221	53.591	1:46.805
66	1 Lap	1:57.693
163	1 Lap	1:57.224
21	1:01.898	

BMCRC - MRO Championships 2022 - Rnd 4 @ Oulton Park

Reactive Parts MRO Powerbikes inc Clubman 1000

RACE 8 - LAP CHART

53	1:09.981	1:48.707
17	1:19.138	1:47.392
222	1:21.088	1:51.282
57	1:39.967	1:49.387
46	1:48.317	1:51.287

BMCRC - MRO Championships 2022 - Rnd 4 @ Oulton Park

Reactive Parts MRO Powerbikes inc Clubman 1000

RACE 8 - SECTOR ANALYSIS



SECTOR 1 = FL to I1, SECTOR 2 = I1 to FL, DIFF = Difference To Personal Best Lap, P = Crossed Finish Line in Pit Lane, D = Time Disallowed

P1 26		Josh WAINWRIGHT		Honda CBR1000RR - JW MOT Centre		
IDEAL LAP TIME : 1:40.837		BEST LAP TIME : 1:40.837		DIFFERENCE : 0.000		
LAP	SECTOR 1	SECTOR 2	LAP TIME	MPH	DIFF	TIME OF DAY
1 -		27.927	1:45.486	91.87	4.649	12:00:29.019
2 -	1:13.492	27.883	1:41.375	95.59	0.538	12:02:10.394
3 -	1:13.184	27.653	1:40.837 (1)	96.10		12:03:51.231
4 -	1:13.296	27.793	1:41.089 (2)	95.86	0.252	12:05:32.320
5 -	1:14.078	27.935	1:42.013	95.00	1.176	12:07:14.333
6 -	1:13.321	27.806	1:41.127 (3)	95.83	0.290	12:08:55.460
7 -	1:14.214	28.538	1:42.752	94.31	1.915	12:10:38.212
8 -	1:13.866	28.063	1:41.929	95.07	1.092	12:12:20.141
9 -	1:13.810	28.276	1:42.086	94.93	1.249	12:14:02.227
10 -	1:14.328	28.062	1:42.390	94.65	1.553	12:15:44.617
11 -	1:15.241	30.541	1:45.782	91.61	4.945	12:17:30.399

P2 28		Greg ALLSOP		Yamaha R1 - Allsop Construction Services Ltd		
IDEAL LAP TIME : 1:40.953		BEST LAP TIME : 1:40.953		DIFFERENCE : 0.000		
LAP	SECTOR 1	SECTOR 2	LAP TIME	MPH	DIFF	TIME OF DAY
1 -		27.552	1:46.130	91.31	5.177	12:00:29.663
2 -	1:13.553	27.400	1:40.953 (1)	95.99		12:02:10.616
3 -	1:13.784	27.436	1:41.220 (2)	95.74	0.267	12:03:51.836
4 -	1:13.969	27.618	1:41.587 (3)	95.39	0.634	12:05:33.423
5 -	1:14.659	28.016	1:42.675	94.38	1.722	12:07:16.098
6 -	1:14.039	27.699	1:41.738	95.25	0.785	12:08:57.836
7 -	1:14.752	27.975	1:42.727	94.34	1.774	12:10:40.563
8 -	1:15.290	27.942	1:43.232	93.87	2.279	12:12:23.795
9 -	1:14.301	27.783	1:42.084	94.93	1.131	12:14:05.879
10 -	1:14.471	28.176	1:42.647	94.41	1.694	12:15:48.526
11 -	1:14.900	28.166	1:43.066	94.03	2.113	12:17:31.592

P3 23		Max SYMONDS		BMW S1000RR - J&C Symonds LTD		
IDEAL LAP TIME : 1:41.652		BEST LAP TIME : 1:41.652		DIFFERENCE : 0.000		
LAP	SECTOR 1	SECTOR 2	LAP TIME	MPH	DIFF	TIME OF DAY
1 -		27.938	1:46.831	90.71	5.179	12:00:30.364
2 -	1:13.739	27.913	1:41.652 (1)	95.33		12:02:12.016
3 -	1:13.802	28.037	1:41.839 (2)	95.16	0.187	12:03:53.855
4 -	1:13.917	28.621	1:42.538	94.51	0.886	12:05:36.393
5 -	1:14.460	28.286	1:42.746	94.32	1.094	12:07:19.139
6 -	1:14.594	28.430	1:43.024	94.06	1.372	12:09:02.163
7 -	1:14.300	28.348	1:42.648	94.41	0.996	12:10:44.811
8 -	1:14.522	28.217	1:42.739	94.32	1.087	12:12:27.550
9 -	1:14.008	28.335	1:42.343 (3)	94.69	0.691	12:14:09.893
10 -	1:14.418	28.390	1:42.808	94.26	1.156	12:15:52.701
11 -	1:14.104	28.386	1:42.490	94.55	0.838	12:17:35.191

P4 121		Tom TUNSTALL		BMW S1000RR - MotorcycleRaceParts - Integro		
IDEAL LAP TIME : 1:41.959		BEST LAP TIME : 1:41.983		DIFFERENCE : 0.024		
LAP	SECTOR 1	SECTOR 2	LAP TIME	MPH	DIFF	TIME OF DAY
1 -		28.493	1:48.879	89.00	6.896	12:00:32.412
2 -	1:14.569	28.402	1:42.971	94.11	0.988	12:02:15.383
3 -	1:14.785	28.192	1:42.977	94.11	0.994	12:03:58.360
4 -	1:13.975	28.157	1:42.132 (2)	94.88	0.149	12:05:40.492
5 -	1:14.012	28.141	1:42.153 (3)	94.87	0.170	12:07:22.645
6 -	1:14.172	28.534	1:42.706	94.35	0.723	12:09:05.351
7 -	1:14.338	28.110	1:42.448	94.59	0.465	12:10:47.799
8 -	1:14.599	28.586	1:43.185	93.92	1.202	12:12:30.984
9 -	1:14.099	28.148	1:42.247	94.78	0.264	12:14:13.231
10 -	1:14.030	28.226	1:42.256	94.77	0.273	12:15:55.487
11 -	1:13.849	28.134	1:41.983 (1)	95.02		12:17:37.470

BMCRC - MRO Championships 2022 - Rnd 4 @ Oulton Park

Reactive Parts MRO Powerbikes inc Clubman 1000

RACE 8 - SECTOR ANALYSIS



SECTOR 1 = FL to I1, SECTOR 2 = I1 to FL, DIFF = Difference To Personal Best Lap, P = Crossed Finish Line in Pit Lane, D = Time Disallowed

P5 150		Sam MIDDLEMAS		Suzuki GSXR1000 - Albany Shed Co		
IDEAL LAP TIME : 1:42.039		BEST LAP TIME : 1:42.091		DIFFERENCE : 0.052		
LAP	SECTOR 1	SECTOR 2	LAP TIME	MPH	DIFF	TIME OF DAY
1 -		28.770	1:49.433	88.55	7.342	12:00:32.966
2 -	1:14.231	28.304	1:42.535 (3)	94.51	0.444	12:02:15.501
3 -	1:14.934	28.046	1:42.980	94.10	0.889	12:03:58.481
4 -	1:14.062	28.161	1:42.223 (2)	94.80	0.132	12:05:40.704
5 -	1:14.114	27.977	1:42.091 (1)	94.92		12:07:22.795
6 -	1:14.641	28.456	1:43.097	94.00	1.006	12:09:05.892
7 -	1:15.028	28.286	1:43.314	93.80	1.223	12:10:49.206
8 -	1:15.601	28.469	1:44.070	93.12	1.979	12:12:33.276
9 -	1:15.585	28.498	1:44.083	93.11	1.992	12:14:17.359
10 -	1:15.344	28.388	1:43.732	93.42	1.641	12:16:01.091
11 -	1:16.706	29.003	1:45.709	91.67	3.618	12:17:46.800

P6 25		Sam SMITH		Yamaha YZF1000 R1 - Exclusiv events		
IDEAL LAP TIME : 1:42.503		BEST LAP TIME : 1:42.503		DIFFERENCE : 0.000		
LAP	SECTOR 1	SECTOR 2	LAP TIME	MPH	DIFF	TIME OF DAY
1 -		28.786	1:50.062	88.05	7.559	12:00:33.595
2 -	1:15.485	28.225	1:43.710	93.44	1.207	12:02:17.305
3 -	1:14.337	28.166	1:42.503 (1)	94.54		12:03:59.808
4 -	1:14.517	28.345	1:42.862 (2)	94.21	0.359	12:05:42.670
5 -	1:14.779	28.485	1:43.264 (3)	93.84	0.761	12:07:25.934
6 -	1:15.219	28.677	1:43.896	93.27	1.393	12:09:09.830
7 -	1:15.404	28.596	1:44.000	93.18	1.497	12:10:53.830
8 -	1:15.997	28.779	1:44.776	92.49	2.273	12:12:38.606
9 -	1:16.715	28.916	1:45.631	91.74	3.128	12:14:24.237
10 -	1:16.188	28.715	1:44.903	92.38	2.400	12:16:09.140
11 -	1:15.872	28.842	1:44.714	92.55	2.211	12:17:53.854

P7 2		Peter BAKER		Kawasaki ZX10R - TJ & Peter Baker MC/Dodfrey Eng		
IDEAL LAP TIME : 1:43.319		BEST LAP TIME : 1:43.557		DIFFERENCE : 0.238		
LAP	SECTOR 1	SECTOR 2	LAP TIME	MPH	DIFF	TIME OF DAY
1 -		28.508	1:50.567	87.65	7.010	12:00:34.100
2 -	1:16.021	28.462	1:44.483	92.75	0.926	12:02:18.583
3 -	1:15.933	28.100	1:44.033 (3)	93.15	0.476	12:04:02.616
4 -	1:16.527	28.381	1:44.908	92.37	1.351	12:05:47.524
5 -	1:15.865	28.332	1:44.197	93.00	0.640	12:07:31.721
6 -	1:15.765	28.282	1:44.047	93.14	0.490	12:09:15.768
7 -	1:15.500	28.057	1:43.557 (1)	93.58		12:10:59.325
8 -	1:16.813	28.236	1:45.049	92.25	1.492	12:12:44.374
9 -	1:16.329	28.360	1:44.689	92.57	1.132	12:14:29.063
10 -	1:15.262	28.410	1:43.672 (2)	93.48	0.115	12:16:12.735
11 -	1:15.641	28.453	1:44.094	93.10	0.537	12:17:56.829

P8 98		Rick DICKINSON		Ducati Panigale V4 - MotorcycleRaceParts.co.uk		
IDEAL LAP TIME : 1:43.204		BEST LAP TIME : 1:43.476		DIFFERENCE : 0.272		
LAP	SECTOR 1	SECTOR 2	LAP TIME	MPH	DIFF	TIME OF DAY
1 -		29.006	1:52.444	86.18	8.968	12:00:35.977
2 -	1:15.608	28.333	1:43.941	93.23	0.465	12:02:19.918
3 -	1:15.528	28.243	1:43.771 (3)	93.39	0.295	12:04:03.689
4 -	1:15.692	28.683	1:44.375	92.85	0.899	12:05:48.064
5 -	1:15.986	28.639	1:44.625	92.62	1.149	12:07:32.689
6 -	1:15.039	28.437	1:43.476 (1)	93.65		12:09:16.165
7 -	1:15.422	28.165	1:43.587 (2)	93.55	0.111	12:10:59.752
8 -	1:15.838	28.288	1:44.126	93.07	0.650	12:12:43.878
9 -	1:16.149	28.439	1:44.588	92.66	1.112	12:14:28.466
10 -	1:15.680	28.364	1:44.044	93.14	0.568	12:16:12.510
11 -	1:15.625	28.975	1:44.600	92.65	1.124	12:17:57.110

BMCRC - MRO Championships 2022 - Rnd 4 @ Oulton Park

Reactive Parts MRO Powerbikes inc Clubman 1000

RACE 8 - SECTOR ANALYSIS



SECTOR 1 = FL to I1, SECTOR 2 = I1 to FL, DIFF = Difference To Personal Best Lap, P = Crossed Finish Line in Pit Lane, D = Time Disallowed

P9 48		Nicky WILSON		Suzuki GSXR 1000 - Demon GP/Haslemere Motorcycles			
IDEAL LAP TIME : 1:43.619		BEST LAP TIME : 1:43.672		DIFFERENCE : 0.053			
LAP	SECTOR 1	SECTOR 2	LAP TIME	MPH	DIFF	TIME OF DAY	
1 -		28.853	1:49.982	88.11	6.310	12:00:33.515	
2 -	1:16.199	28.489	1:44.688	92.57	1.016	12:02:18.203	
3 -	1:15.384	28.452	1:43.836 (2)	93.33	0.164	12:04:02.039	
4 -	1:16.998	28.794	1:45.792	91.60	2.120	12:05:47.831	
5 -	1:16.555	28.877	1:45.432	91.91	1.760	12:07:33.263	
6 -	1:15.315	28.357	1:43.672 (1)	93.48		12:09:16.935	
7 -	1:15.617	28.304	1:43.921 (3)	93.25	0.249	12:11:00.856	
8 -	1:16.043	28.355	1:44.398	92.83	0.726	12:12:45.254	
9 -	1:16.275	28.394	1:44.669	92.59	0.997	12:14:29.923	
10 -	1:15.700	28.463	1:44.163	93.03	0.491	12:16:14.086	
11 -	1:15.603	28.553	1:44.156	93.04	0.484	12:17:58.242	

P10 188		Dawid KRAWIECKI		Yamaha R1 - Code Blue LTD & D A East Electrical			
IDEAL LAP TIME : 1:44.038		BEST LAP TIME : 1:44.041		DIFFERENCE : 0.003			
LAP	SECTOR 1	SECTOR 2	LAP TIME	MPH	DIFF	TIME OF DAY	
1 -		29.171	1:49.779	88.27	5.738	12:00:33.312	
2 -	1:15.977	28.454	1:44.431 (2)	92.80	0.390	12:02:17.743	
3 -	1:15.584	28.457	1:44.041 (1)	93.14		12:04:01.784	
4 -	1:16.887	28.514	1:45.401	91.94	1.360	12:05:47.185	
5 -	1:17.845	28.640	1:46.485	91.01	2.444	12:07:33.670	
6 -	1:15.979	28.716	1:44.695	92.56	0.654	12:09:18.365	
7 -	1:16.398	28.781	1:45.179	92.14	1.138	12:11:03.544	
8 -	1:15.854	28.673	1:44.527 (3)	92.71	0.486	12:12:48.071	
9 -	1:17.764	28.985	1:46.749	90.78	2.708	12:14:34.820	
10 -	1:17.094	29.019	1:46.113	91.33	2.072	12:16:20.933	
11 -	1:16.577	28.826	1:45.403	91.94	1.362	12:18:06.336	

P11 32		Martin MORRIS		BMW S1000RR - Morris Racing, Obsession Engineering			
IDEAL LAP TIME : 1:43.539		BEST LAP TIME : 1:43.573		DIFFERENCE : 0.034			
LAP	SECTOR 1	SECTOR 2	LAP TIME	MPH	DIFF	TIME OF DAY	
1 -		28.823	1:53.969	85.03	10.396	12:00:37.502	
2 -	1:17.099	28.419	1:45.518	91.84	1.945	12:02:23.020	
3 -	1:17.369	28.443	1:45.812	91.58	2.239	12:04:08.832	
4 -	1:16.278	28.294	1:44.572	92.67	0.999	12:05:53.404	
5 -	1:15.774	28.261	1:44.035 (3)	93.15	0.462	12:07:37.439	
6 -	1:15.345	28.228	1:43.573 (1)	93.56		12:09:21.012	
7 -	1:15.384	28.194	1:43.578 (2)	93.56	0.005	12:11:04.590	
8 -	1:16.121	28.424	1:44.545	92.69	0.972	12:12:49.135	
9 -	1:17.526	28.780	1:46.306	91.16	2.733	12:14:35.441	
10 -	1:17.085	28.507	1:45.592	91.78	2.019	12:16:21.033	
11 -	1:16.612	28.849	1:45.461	91.89	1.888	12:18:06.494	

P12 155		Jake MAJOR-BIRD		Suzuki GSXR1000R -			
IDEAL LAP TIME : 1:44.656		BEST LAP TIME : 1:44.676		DIFFERENCE : 0.020			
LAP	SECTOR 1	SECTOR 2	LAP TIME	MPH	DIFF	TIME OF DAY	
1 -		28.667	1:52.010	86.52	7.334	12:00:35.543	
2 -	1:17.096	28.469	1:45.565	91.80	0.889	12:02:21.108	
3 -	1:16.242	28.472	1:44.714 (2)	92.55	0.038	12:04:05.822	
4 -	1:16.187	28.489	1:44.676 (1)	92.58		12:05:50.498	
5 -	1:16.735	28.842	1:45.577	91.79	0.901	12:07:36.075	
6 -	1:16.306	28.926	1:45.232 (3)	92.09	0.556	12:09:21.307	
7 -	1:16.850	28.724	1:45.574	91.79	0.898	12:11:06.881	
8 -	1:17.067	29.167	1:46.234	91.22	1.558	12:12:53.115	
9 -	1:17.934	29.225	1:47.159	90.43	2.483	12:14:40.274	
10 -	1:18.358	29.178	1:47.536	90.12	2.860	12:16:27.810	
11 -	1:17.679	29.133	1:46.812	90.73	2.136	12:18:14.622	

BMCRC - MRO Championships 2022 - Rnd 4 @ Oulton Park

Reactive Parts MRO Powerbikes inc Clubman 1000

RACE 8 - SECTOR ANALYSIS



SECTOR 1 = FL to I1, SECTOR 2 = I1 to FL, DIFF = Difference To Personal Best Lap, P = Crossed Finish Line in Pit Lane, D = Time Disallowed

P13 449 C		Luke WALLINGTON		Yamaha R1 4C8 - BW Bespoke Developments Ltd		
IDEAL LAP TIME : 1:45.169		BEST LAP TIME : 1:45.357		DIFFERENCE : 0.188		
LAP	SECTOR 1	SECTOR 2	LAP TIME	MPH	DIFF	TIME OF DAY
1 -		28.600	1:53.115	85.67	7.758	12:00:36.648
2 -	1:17.285	28.856	1:46.141	91.30	0.784	12:02:22.789
3 -	1:17.295	28.609	1:45.904	91.51	0.547	12:04:08.693
4 -	1:16.739	28.645	1:45.384 (2)	91.96	0.027	12:05:54.077
5 -	1:17.546	28.759	1:46.305	91.16	0.948	12:07:40.382
6 -	1:16.608	28.831	1:45.439 (3)	91.91	0.082	12:09:25.821
7 -	1:17.127	29.009	1:46.136	91.31	0.779	12:11:11.957
8 -	1:16.796	28.561	1:45.357 (1)	91.98		12:12:57.314
9 -	1:17.798	28.823	1:46.621	90.89	1.264	12:14:43.935
10 -	1:17.220	29.023	1:46.243	91.21	0.886	12:16:30.178
11 -	1:18.290	29.351	1:47.641	90.03	2.284	12:18:17.819

P14 9		Luke DIXON		Bmw S1000RR -		
IDEAL LAP TIME : 1:43.858		BEST LAP TIME : 1:44.072		DIFFERENCE : 0.214		
LAP	SECTOR 1	SECTOR 2	LAP TIME	MPH	DIFF	TIME OF DAY
1 -		29.581	1:50.474	87.72	6.402	12:00:34.007
2 -	1:15.585	28.487	1:44.072 (1)	93.12		12:02:18.079
3 -	1:17.880	28.273	1:46.153	91.29	2.081	12:04:04.232
4 -	1:35.405	29.173	2:04.578	77.79	20.506	12:06:08.810
5 -	1:16.974	28.705	1:45.679	91.70	1.607	12:07:54.489
6 -	1:15.750	28.547	1:44.297 (2)	92.92	0.225	12:09:38.786
7 -	1:15.912	28.471	1:44.383 (3)	92.84	0.311	12:11:23.169
8 -	1:16.318	28.802	1:45.120	92.19	1.048	12:13:08.289
9 -	1:15.843	29.004	1:44.847	92.43	0.775	12:14:53.136
10 -	1:16.135	28.720	1:44.855	92.42	0.783	12:16:37.991
11 -	1:16.701	29.131	1:45.832	91.57	1.760	12:18:23.823

P15 221 C		Matt VENN		Ducati V2 -		
IDEAL LAP TIME : 1:45.618		BEST LAP TIME : 1:45.707		DIFFERENCE : 0.089		
LAP	SECTOR 1	SECTOR 2	LAP TIME	MPH	DIFF	TIME OF DAY
1 -		29.287	1:54.801	84.41	9.094	12:00:38.334
2 -	1:17.184	28.963	1:46.147 (2)	91.30	0.440	12:02:24.481
3 -	1:17.243	28.907	1:46.150 (3)	91.29	0.443	12:04:10.631
4 -	1:18.865	29.463	1:48.328	89.46	2.621	12:05:58.959
5 -	1:17.516	29.131	1:46.647	90.87	0.940	12:07:45.606
6 -	1:17.359	29.097	1:46.456	91.03	0.749	12:09:32.062
7 -	1:17.135	29.246	1:46.381	91.09	0.674	12:11:18.443
8 -	1:16.711	28.996	1:45.707 (1)	91.68		12:13:04.150
9 -	1:17.108	29.238	1:46.346	91.12	0.639	12:14:50.496
10 -	1:17.441	29.248	1:46.689	90.83	0.982	12:16:37.185
11 -	1:16.951	29.854	1:46.805	90.73	1.098	12:18:23.990

P16 21		Jack CROUCHER		BMW S1000RR - Trendy lofts		
IDEAL LAP TIME : 1:45.788		BEST LAP TIME : 1:45.788		DIFFERENCE : 0.000		
LAP	SECTOR 1	SECTOR 2	LAP TIME	MPH	DIFF	TIME OF DAY
1 -		28.817	1:52.857	85.87	7.069	12:00:36.390
2 -	1:17.035	28.753	1:45.788 (1)	91.61		12:02:22.178
3 -	1:18.729	29.391	1:48.120	89.63	2.332	12:04:10.298
4 -	1:18.771	29.734	1:48.505	89.31	2.717	12:05:58.803
5 -	1:19.345	29.293	1:48.638	89.20	2.850	12:07:47.441
6 -	1:18.137	29.558	1:47.695	89.98	1.907	12:09:35.136
7 -	1:17.834	29.513	1:47.347 (3)	90.28	1.559	12:11:22.483
8 -	1:18.433	29.309	1:47.742	89.94	1.954	12:13:10.225
9 -	1:18.040	29.491	1:47.531	90.12	1.743	12:14:57.756
10 -	1:18.338	29.383	1:47.721	89.96	1.933	12:16:45.477
11 -	1:17.356	29.464	1:46.820 (2)	90.72	1.032	12:18:32.297

BMCRC - MRO Championships 2022 - Rnd 4 @ Oulton Park

Reactive Parts MRO Powerbikes inc Clubman 1000

RACE 8 - SECTOR ANALYSIS



SECTOR 1 = FL to I1, SECTOR 2 = I1 to FL, DIFF = Difference To Personal Best Lap, P = Crossed Finish Line in Pit Lane, D = Time Disallowed

P17 53 C		Seamus McGLYNN		Yamaha R1 -		
IDEAL LAP TIME : 1:47.536		BEST LAP TIME : 1:47.697		DIFFERENCE : 0.161		
LAP	SECTOR 1	SECTOR 2	LAP TIME	MPH	DIFF	TIME OF DAY
1 -		29.442	1:54.419	84.69	6.722	12:00:37.952
2 -	1:18.719	29.188	1:47.907 (3)	89.81	0.210	12:02:25.859
3 -	1:18.348	29.444	1:47.792 (2)	89.90	0.095	12:04:13.651
4 -	1:18.932	29.287	1:48.219	89.55	0.522	12:06:01.870
5 -	1:18.398	29.299	1:47.697 (1)	89.98		12:07:49.567
6 -	1:18.650	29.432	1:48.082	89.66	0.385	12:09:37.649
7 -	1:18.414	29.722	1:48.136	89.62	0.439	12:11:25.785
8 -	1:19.451	29.499	1:48.950	88.95	1.253	12:13:14.735
9 -	1:18.811	29.675	1:48.486	89.33	0.789	12:15:03.221
10 -	1:18.616	29.836	1:48.452	89.36	0.755	12:16:51.673
11 -	1:19.014	29.693	1:48.707	89.15	1.010	12:18:40.380

P18 17		Philip BAKER		Ducati -		
IDEAL LAP TIME : 1:46.838		BEST LAP TIME : 1:47.101		DIFFERENCE : 0.263		
LAP	SECTOR 1	SECTOR 2	LAP TIME	MPH	DIFF	TIME OF DAY
1 -		29.844	1:58.535	81.75	11.434	12:00:42.068
2 -	1:18.982	30.515	1:49.497	88.50	2.396	12:02:31.565
3 -	1:21.839	30.153	1:51.992	86.53	4.891	12:04:23.557
4 -	1:17.672	29.429	1:47.101 (1)	90.48		12:06:10.658
5 -	1:18.079	29.493	1:47.572 (3)	90.09	0.471	12:07:58.230
6 -	1:18.660	29.732	1:48.392	89.40	1.291	12:09:46.622
7 -	1:19.516	29.542	1:49.058	88.86	1.957	12:11:35.680
8 -	1:19.524	29.550	1:49.074	88.85	1.973	12:13:24.754
9 -	1:19.507	29.581	1:49.088	88.83	1.987	12:15:13.842
10 -	1:19.137	29.166	1:48.303	89.48	1.202	12:17:02.145
11 -	1:18.171	29.221	1:47.392 (2)	90.24	0.291	12:18:49.537

P19 222 C		Phil ROOKE		Kawasaki ZX10R - Team Blumpkin Racing		
IDEAL LAP TIME : 1:47.374		BEST LAP TIME : 1:47.511		DIFFERENCE : 0.137		
LAP	SECTOR 1	SECTOR 2	LAP TIME	MPH	DIFF	TIME OF DAY
1 -		28.681	1:55.323	84.03	7.812	12:00:38.856
2 -	1:18.800	29.119	1:47.919	89.80	0.408	12:02:26.775
3 -	1:18.693	28.818	1:47.511 (1)	90.14		12:04:14.286
4 -	1:18.870	29.037	1:47.907 (3)	89.81	0.396	12:06:02.193
5 -	1:18.929	29.028	1:47.957	89.77	0.446	12:07:50.150
6 -	1:18.770	29.030	1:47.800 (2)	89.90	0.289	12:09:37.950
7 -	1:19.354	29.730	1:49.084	88.84	1.573	12:11:27.034
8 -	1:20.219	29.755	1:49.974	88.12	2.463	12:13:17.008
9 -	1:20.858	29.763	1:50.621	87.60	3.110	12:15:07.629
10 -	1:22.253	30.323	1:52.576	86.08	5.065	12:17:00.205
11 -	1:21.234	30.048	1:51.282	87.08	3.771	12:18:51.487

P20 57 C		Scott FORBES-COWDRY		Kawasaki ZX10R -		
IDEAL LAP TIME : 1:47.952		BEST LAP TIME : 1:48.154		DIFFERENCE : 0.202		
LAP	SECTOR 1	SECTOR 2	LAP TIME	MPH	DIFF	TIME OF DAY
1 -		29.738	1:57.985	82.13	9.831	12:00:41.518
2 -	1:35.625	30.447	2:06.072	76.87	17.918	12:02:47.590
3 -	1:20.207	29.880	1:50.087	88.03	1.933	12:04:37.677
4 -	1:20.065	30.000	1:50.065	88.05	1.911	12:06:27.742
5 -	1:19.982	29.898	1:49.880	88.19	1.726	12:08:17.622
6 -	1:19.617	29.707	1:49.324	88.64	1.170	12:10:06.946
7 -	1:19.085	29.536	1:48.621 (3)	89.22	0.467	12:11:55.567
8 -	1:19.502	29.358	1:48.860	89.02	0.706	12:13:44.427
9 -	1:19.200	29.198	1:48.398 (2)	89.40	0.244	12:15:32.825
10 -	1:18.754	29.400	1:48.154 (1)	89.60		12:17:20.979
11 -	1:18.922	30.465	1:49.387	88.59	1.233	12:19:10.366

BMCRC - MRO Championships 2022 - Rnd 4 @ Oulton Park

Reactive Parts MRO Powerbikes inc Clubman 1000

RACE 8 - SECTOR ANALYSIS



SECTOR 1 = FL to I1, SECTOR 2 = I1 to FL, DIFF = Difference To Personal Best Lap, P = Crossed Finish Line in Pit Lane, D = Time Disallowed

P21 46 C		Simon GATES		Yamaha YZF R1 - No Tallentino Racing Team FATI		
IDEAL LAP TIME : 1:49.646		BEST LAP TIME : 1:49.694		DIFFERENCE : 0.048		
LAP	SECTOR 1	SECTOR 2	LAP TIME	MPH	DIFF	TIME OF DAY
1 -		30.161	1:59.001	81.43	9.307	12:00:42.534
2 -	1:19.894	30.320	1:50.214 (3)	87.93	0.520	12:02:32.748
3 -	1:21.033	30.399	1:51.432	86.97	1.738	12:04:24.180
4 -	1:21.075	30.639	1:51.714	86.75	2.020	12:06:15.894
5 -	1:26.711	30.081	1:56.792	82.97	7.098	12:08:12.686
6 -	1:20.120	30.183	1:50.303	87.86	0.609	12:10:02.989
7 -	1:21.842	30.615	1:52.457	86.17	2.763	12:11:55.446
8 -	1:21.844	30.309	1:52.153	86.41	2.459	12:13:47.599
9 -	1:20.173	29.963	1:50.136 (2)	87.99	0.442	12:15:37.735
10 -	1:19.683	30.011	1:49.694 (1)	88.34		12:17:27.429
11 -	1:19.902	31.385	1:51.287	87.08	1.593	12:19:18.716

P22 110 C		Michael CLARKE		Yamaha R1 - BIKEBASE - MX5 PARTS WAREHOUSE		
IDEAL LAP TIME : 1:50.134		BEST LAP TIME : 1:51.203		DIFFERENCE : 1.069		
LAP	SECTOR 1	SECTOR 2	LAP TIME	MPH	DIFF	TIME OF DAY
1 -		29.557	1:56.691	83.05	5.488	12:00:40.224
2 -	1:20.577	30.626	1:51.203 (1)	87.14		12:02:31.427
3 -	1:21.861	30.692	1:52.553	86.10	1.350	12:04:23.980
4 -	1:21.081	30.530	1:51.611 (2)	86.83	0.408	12:06:15.591
5 -	1:21.606	30.714	1:52.320	86.28	1.117	12:08:07.911
6 -	1:23.273	31.510	1:54.783	84.43	3.580	12:10:02.694
7 -	1:21.577	30.854	1:52.431	86.19	1.228	12:11:55.125
8 -	1:21.871	30.420	1:52.291 (3)	86.30	1.088	12:13:47.416
9 -	1:21.832	30.703	1:52.535	86.11	1.332	12:15:39.951
10 -	1:32.110	31.934	2:04.044	78.12	12.841	12:17:43.995

P23 66		Stephen HARVEY		Kawasaki ZX10 -		
IDEAL LAP TIME : 1:55.785		BEST LAP TIME : 1:55.881		DIFFERENCE : 0.096		
LAP	SECTOR 1	SECTOR 2	LAP TIME	MPH	DIFF	TIME OF DAY
1 -		31.782	2:04.872	77.60	8.991	12:00:48.405
2 -	1:26.930	32.293	1:59.223	81.28	3.342	12:02:47.628
3 -	1:25.906	31.643	1:57.549	82.44	1.668	12:04:45.177
4 -	1:24.946	31.530	1:56.476 (2)	83.20	0.595	12:06:41.653
5 -	1:24.255	31.626	1:55.881 (1)	83.63		12:08:37.534
6 -	1:25.748	31.669	1:57.417	82.53	1.536	12:10:34.951
7 -	1:25.408	31.866	1:57.274	82.63	1.393	12:12:32.225
8 -	1:25.002	31.892	1:56.894 (3)	82.90	1.013	12:14:29.119
9 -	1:26.434	32.029	1:58.463	81.80	2.582	12:16:27.582
10 -	1:25.731	31.962	1:57.693	82.34	1.812	12:18:25.275

P24 163 C		Steve SMULOVIC		Suzuki GSXR1000 - SFC Racing		
IDEAL LAP TIME : 1:56.778		BEST LAP TIME : 1:57.109		DIFFERENCE : 0.331		
LAP	SECTOR 1	SECTOR 2	LAP TIME	MPH	DIFF	TIME OF DAY
1 -		32.484	2:07.448	76.04	10.339	12:00:50.981
2 -	1:27.099	32.045	1:59.144	81.34	2.035	12:02:50.125
3 -	1:25.400	31.715	1:57.115 (2)	82.75	0.006	12:04:47.240
4 -	1:26.427	32.447	1:58.874	81.52	1.765	12:06:46.114
5 -	1:25.620	32.187	1:57.807	82.26	0.698	12:08:43.921
6 -	1:25.506	32.062	1:57.568	82.43	0.459	12:10:41.489
7 -	1:25.684	31.682	1:57.366	82.57	0.257	12:12:38.855
8 -	1:25.096	32.013	1:57.109 (1)	82.75		12:14:35.964
9 -	1:26.467	31.729	1:58.196	81.99	1.087	12:16:34.160
10 -	1:25.447	31.777	1:57.224 (3)	82.67	0.115	12:18:31.384

BMCRC - MRO Championships 2022 - Rnd 4 @ Oulton Park

Reactive Parts MRO Powerbikes inc Clubman 1000

RACE 8 - SECTOR ANALYSIS



SECTOR 1 = FL to I1, SECTOR 2 = I1 to FL, DIFF = Difference To Personal Best Lap, P = Crossed Finish Line in Pit Lane, D = Time Disallowed

P25 334 C		Anthony BRANDISH		Suzuki GSXR 1000 - BW bespoke developments ltd		
IDEAL LAP TIME : 1:48.146		BEST LAP TIME : 1:48.588		DIFFERENCE : 0.442		
LAP	SECTOR 1	SECTOR 2	LAP TIME	MPH	DIFF	TIME OF DAY
1 -		29.446	1:56.833	82.94	8.245	12:00:40.366
2 -	1:19.320	29.268	1:48.588 (1)	89.24		12:02:28.954
3 -	1:19.587	29.615	1:49.202	88.74	0.614	12:04:18.156
4 -	1:20.411	29.737	1:50.148	87.98	1.560	12:06:08.304
5 -	1:18.965	29.713	1:48.678 (3)	89.17	0.090	12:07:56.982
6 -	1:19.524	29.785	1:49.309	88.65	0.721	12:09:46.291
7 -	1:19.589	29.928	1:49.517	88.49	0.929	12:11:35.808
8 -	1:19.162	29.453	1:48.615 (2)	89.22	0.027	12:13:24.423
9 -	1:19.462	29.634	1:49.096	88.83	0.508	12:15:13.519
10 -	1:19.621	29.606	1:49.227	88.72	0.639	12:17:02.746

P26 77		Phil ATKINSON		Ducati 959 - ROSE MOT/Q Oil Treatments		
IDEAL LAP TIME : 1:43.848		BEST LAP TIME : 1:43.848		DIFFERENCE : 0.000		
LAP	SECTOR 1	SECTOR 2	LAP TIME	MPH	DIFF	TIME OF DAY
1 -		28.653	1:51.664	86.78	7.816	12:00:35.197
2 -	1:15.874	28.624	1:44.498 (3)	92.74	0.650	12:02:19.695
3 -	1:15.558	28.290	1:43.848 (1)	93.32		12:04:03.543
4 -	1:16.370	28.603	1:44.973	92.32	1.125	12:05:48.516
5 -	1:16.776	28.730	1:45.506	91.85	1.658	12:07:34.022
6 -	1:16.074	28.526	1:44.600	92.65	0.752	12:09:18.622
7 -	1:15.662	28.587	1:44.249 (2)	92.96	0.401	12:11:02.871
8 -	1:15.957	28.628	1:44.585	92.66	0.737	12:12:47.456
9 -	1:30.938	IN PIT	2:10.608 P	74.20	26.760	12:14:58.064

P27 37		James BULL		MV Agusta - team bull racing		
IDEAL LAP TIME : 1:43.566		BEST LAP TIME : 1:43.566		DIFFERENCE : 0.000		
LAP	SECTOR 1	SECTOR 2	LAP TIME	MPH	DIFF	TIME OF DAY
1 -		28.331	1:50.840	87.43	7.274	12:00:34.373
2 -	1:16.262	28.153	1:44.415 (2)	92.81	0.849	12:02:18.788
3 -	1:15.513	28.053	1:43.566 (1)	93.57		12:04:02.354
4 -	1:16.548	28.546	1:45.094 (3)	92.21	1.528	12:05:47.448
5 -	1:16.513	IN PIT	1:51.635 P	86.81	8.069	12:07:39.083

P28 86 C		Frederico LOPES		Yamaha R1 - FLR Procurement Ltd		
IDEAL LAP TIME : 1:49.594		BEST LAP TIME : 1:49.610		DIFFERENCE : 0.016		
LAP	SECTOR 1	SECTOR 2	LAP TIME	MPH	DIFF	TIME OF DAY
1 -	OUTLAP	30.424	3:02.963	52.96	1:13.353	12:01:46.496
2 -	1:20.193	30.383	1:50.576 (3)	87.64	0.966	12:03:37.072
3 -	1:19.730	29.880	1:49.610 (1)	88.41		12:05:26.682
4 -	1:20.071	29.864	1:49.935 (2)	88.15	0.325	12:07:16.617
5 -	1:19.776	IN PIT	1:55.341 P	84.02	5.731	12:09:11.958

P29 333		Andrew HOUGHTON		BMW S1000RR - Bahnstomer BMW		
IDEAL LAP TIME : 1:50.135		BEST LAP TIME : 1:50.135		DIFFERENCE : 0.000		
LAP	SECTOR 1	SECTOR 2	LAP TIME	MPH	DIFF	TIME OF DAY
1 -		30.015	1:59.452	81.13	9.317	12:00:42.985
2 -	1:20.255	29.880	1:50.135 (1)	87.99		12:02:33.120
3 -	1:21.077	30.400	1:51.477 (2)	86.93	1.342	12:04:24.597
4 -	1:32.579	IN PIT	2:24.158 P	67.22	34.023	12:06:48.755

BMCRC - MRO Championships 2022 - Rnd 4 @ Oulton Park

Reactive Parts MRO Powerbikes inc Clubman 1000

RACE 8 - BEST SECTORS

SECTOR 1			SECTOR 2			IDEAL / BEST COMPARISON						
POS	NO	NAME	TIME	NO	NAME	TIME	POS	NO	NAME	IDEAL	BEST	DIFF
									PERFECT LAP	1:40.584		
1	26	WAINWRIGHT	1:13.184	28	ALLSOP	27.400	1	26	WAINWRIGHT	1:40.837	1:40.837	0.000
2	28	ALLSOP	1:13.553	26	WAINWRIGHT	27.653	2	28	ALLSOP	1:40.953	1:40.953	0.000
3	23	SYMONDS	1:13.739	23	SYMONDS	27.913	3	23	SYMONDS	1:41.652	1:41.652	0.000
4	121	TUNSTALL	1:13.849	150	MIDDLEMAS	27.977	4	121	TUNSTALL	1:41.959	1:41.983	0.024
5	150	MIDDLEMAS	1:14.062	37	BULL	28.053	5	150	MIDDLEMAS	1:42.039	1:42.091	0.052
6	25	SMITH	1:14.337	2	BAKER	28.057	6	25	SMITH	1:42.503	1:42.503	0.000
7	98	DICKINSON	1:15.039	121	TUNSTALL	28.110	7	98	DICKINSON	1:43.204	1:43.476	0.272
8	2	BAKER	1:15.262	98	DICKINSON	28.165	8	2	BAKER	1:43.319	1:43.557	0.238
9	48	WILSON	1:15.315	25	SMITH	28.166	9	32	MORRIS	1:43.539	1:43.573	0.034
10	32	MORRIS	1:15.345	32	MORRIS	28.194	10	37	BULL	1:43.566	1:43.566	0.000
11	37	BULL	1:15.513	9	DIXON	28.273	11	48	WILSON	1:43.619	1:43.672	0.053
12	77	ATKINSON	1:15.558	77	ATKINSON	28.290	12	77	ATKINSON	1:43.848	1:43.848	0.000
13	188	KRAWIECKI	1:15.584	48	WILSON	28.304	13	9	DIXON	1:43.858	1:44.072	0.214
14	9	DIXON	1:15.585	188	KRAWIECKI	28.454	14	188	KRAWIECKI	1:44.038	1:44.041	0.003
15	155	MAJOR-BIRD	1:16.187	155	MAJOR-BIRD	28.469	15	155	MAJOR-BIRD	1:44.656	1:44.676	0.020
16	449	WALLINGTON	1:16.608	449	WALLINGTON	28.561	16	449	WALLINGTON	1:45.169	1:45.357	0.188
17	221	VENN	1:16.711	222	ROOKE	28.681	17	221	VENN	1:45.618	1:45.707	0.089
18	21	CROUCHER	1:17.035	21	CROUCHER	28.753	18	21	CROUCHER	1:45.788	1:45.788	0.000
19	17	BAKER	1:17.672	221	VENN	28.907	19	17	BAKER	1:46.838	1:47.101	0.263
20	53	McGLYNN	1:18.348	17	BAKER	29.166	20	222	ROOKE	1:47.374	1:47.511	0.137
21	222	ROOKE	1:18.693	53	McGLYNN	29.188	21	53	McGLYNN	1:47.536	1:47.697	0.161
22	57	FORBES-COWDRY	1:18.754	57	FORBES-COWDRY	29.198	22	57	FORBES-COWDRY	1:47.952	1:48.154	0.202
23	334	BRANDISH	1:18.878	334	BRANDISH	29.268	23	334	BRANDISH	1:48.146	1:48.588	0.442
24	46	GATES	1:19.683	110	CLARKE	29.557	24	86	LOPES	1:49.594	1:49.610	0.016
25	86	LOPES	1:19.730	86	LOPES	29.864	25	46	GATES	1:49.646	1:49.694	0.048
26	333	HOUGHTON	1:20.255	333	HOUGHTON	29.880	26	110	CLARKE	1:50.134	1:51.203	1.069
27	110	CLARKE	1:20.577	46	GATES	29.963	27	333	HOUGHTON	1:50.135	1:50.135	0.000
28	66	HARVEY	1:24.255	66	HARVEY	31.530	28	66	HARVEY	1:55.785	1:55.881	0.096
29	163	SMULOVIC	1:25.096	163	SMULOVIC	31.682	29	163	SMULOVIC	1:56.778	1:57.109	0.331

BMCRC - MRO Championships 2022 - Rnd 4 @ Oulton Park

Reactive Parts MRO Powerbikes inc Clubman 1000

RACE 8 - STATISTICS

Competitors Started 29
Planned Start 2022-06-04 @ 12:00:00.000
Actual Start 2022-06-04 @ 11:58:43.532
Finish Time 2022-06-04 @ 12:17:30.398
Track Length 2.6920mi.
Total Laps 294
Total Distance Covered 791.4563mi.

Session Fastest Lap History

NO	CL	NAME	LAP TIME	TIME OF DAY	LAP	VEHICLE
26		Josh WAINWRIGHT	1:41.375	12:02:10.429	2	Honda CBR1000RR
28		Greg ALLSOP	1:40.953	12:02:10.638	2	Yamaha R1
26		Josh WAINWRIGHT	1:40.837	12:03:51.265	3	Honda CBR1000RR

Session Leader History

NO	CL	NAME	FROM LAP	LAPS LED	DISTANCE	VEHICLE
26		Josh WAINWRIGHT	1	11	29.61 miles	Honda CBR1000RR

Flag History

TYPE	TIME OF DAY
GREEN	11:58:43.532
FINISH	12:17:30.398

Flag Statistics

TYPE	COUNT	TOTAL LAPS	TOTAL TIME
Green	1	11	21:42.407
Red	0	0	0.000
Safety Car	0	0	0.000
FCY	0	0	0.000

BMCRC - MRO Championships 2022 - Rnd 4 @ Oulton Park

Reactive Parts MRO Powerbikes inc Clubman 1000

RACE 8 - STATISTICS

CLASS :

19 Starters

Fastest Lap History

NO	NAME	LAP TIME	TIME OF DAY	LAP	VEHICLE
26	Josh WAINWRIGHT	1:41.375	12:02:10.429	2	Honda CBR1000RR
28	Greg ALLSOP	1:40.953	12:02:10.638	2	Yamaha R1
26	Josh WAINWRIGHT	1:40.837	12:03:51.265	3	Honda CBR1000RR

Leader History

NO	NAME	FROM LAP	LAPS LED	DISTANCE	VEHICLE
26	Josh WAINWRIGHT	1	11	29.61 miles	Honda CBR1000RR

BMCRC - MRO Championships 2022 - Rnd 4 @ Oulton Park

Reactive Parts MRO Powerbikes inc Clubman 1000

RACE 8 - STATISTICS

CLASS : C

10 Starters

Fastest Lap History

NO	NAME	LAP TIME	TIME OF DAY	LAP	VEHICLE
449	Luke WALLINGTON	1:46.141	12:02:22.797	2	Yamaha R1 4C8
449	Luke WALLINGTON	1:45.904	12:04:08.702	3	Yamaha R1 4C8
449	Luke WALLINGTON	1:45.384	12:05:54.086	4	Yamaha R1 4C8
449	Luke WALLINGTON	1:45.357	12:12:57.323	8	Yamaha R1 4C8

Leader History

NO	NAME	FROM LAP	LAPS LED	DISTANCE	VEHICLE
449	Luke WALLINGTON	1	11	29.61 miles	Yamaha R1 4C8

BMCRC - MRO Championships 2022 - Rnd 4 @ Oulton Park

Reactive Parts MRO Powerbikes inc Clubman 1000

RACE 18 - GRID (11 Laps)



ROW 11	33	711 Ritchie THORNTON	32	63 Matthew WREN	31	18 Mathew WALDRON
ROW 10	30	7 Seb JENKINS	29	163 Steve SMULOVIC	28	66 Stephen HARVEY
ROW 9	27	110 Michael CLARKE	26	333 Andrew HOUGHTON	25	46 Simon GATES
ROW 8	24	86 Frederico LOPES	23	334 Anthony BRANDISH	22	57 Scott FORBES-COWDRY
ROW 7	21	53 Seamus McGLYNN	20	222 Phil ROOKE	19	17 Philip BAKER
ROW 6	18	21 Jack CROUCHER	17	221 Matt VENN	16	449 Luke WALLINGTON
ROW 5	15	155 Jake MAJOR-BIRD	14	9 Luke DIXON	13	188 Dawid KRAWIECKI
ROW 4	12	77 Phil ATKINSON	11	48 Nicky WILSON	10	32 Martin MORRIS
ROW 3	9	37 James BULL	8	2 Peter BAKER	7	98 Rick DICKINSON
ROW 2	6	25 Sam SMITH	5	150 Sam MIDDLEMAS	4	121 Tom TUNSTALL
ROW 1	3	23 Max SYMONDS	2	28 Greg ALLSOP	1	26 Josh WAINWRIGHT
Pole						

Oulton Park International: 2.6920 miles

These results are provisional until the conclusion of any judicial and technical matters.

Clerk Of Course :	Stewards :	Timekeeper : Richard Evans
-------------------	------------	----------------------------

Results can be found at www.tsl-timing.com

Printed - 12:22 Saturday, 04 June 2022



BMCRC - MRO Championships 2022 - Rnd 4 @ Oulton Park

Reactive Parts MRO Powerbikes inc Clubman 1000

RACE 18 - CLASSIFICATION



POS	NO	CL	PIC NAME	ENTRY	LAPS	TIME	GAP	DIFF	MPH	BEST	ON
1	28		1 Greg ALLSOP	Yamaha R1 - Allsop Construction Services ltd	11	18:40.084			95.17	1:40.909	3
2	26		2 Josh WAINWRIGHT	Honda CBR1000RR - JW MOT Centre	11	18:40.297	0.213	0.213	95.15	1:40.778	11
3	23		3 Max SYMONDS	BMW S1000RR - J&C Symonds LTD	11	18:52.814	12.730	12.517	94.10	1:41.976	5
4	121		4 Tom TUNSTALL	BMW S1000RR - MotorcycleRaceParts - Integro	11	18:57.425	17.341	4.611	93.72	1:42.544	9
5	98		5 Rick DICKINSON	Ducati Panigale V4 - MotorcycleRaceParts.co.uk	11	18:57.937	17.853	0.512	93.68	1:42.526	6
6	9		6 Luke DIXON	Bmw S1000RR -	11	19:02.920	22.836	4.983	93.27	1:42.627	4
7	150		7 Sam MIDDLEMAS	Suzuki GSXR1000 - Albany Shed Co	11	19:03.170	23.086	0.250	93.25	1:42.806	3
8	48		8 Nicky WILSON	Suzuki GSXR 1000 - Demon GP/Haslemere Motorcy	11	19:04.702	24.618	1.532	93.12	1:42.547	4
9	25		9 Sam SMITH	Yamaha YZF1000 R1 - Exclusiv events	11	19:05.092	25.008	0.390	93.09	1:42.548	3
10	2		10 Peter BAKER	Kawasaki ZX10R - TJ & Peter Baker MC/Dodfrey En	11	19:09.460	29.376	4.368	92.74	1:43.237	7
11	155		11 Jake MAJOR-BIRD	Suzuki GSXR1000R -	11	19:37.084	57.000	27.624	90.56	1:44.909	2
12	53	C	1 Seamus McGLYNN	Yamaha R1 -	11	19:41.477	1:01.393	4.393	90.22	1:46.197	4
13	449	C	2 Luke WALLINGTON	Yamaha R1 4C8 - BW Bespoke Developments Ltd	11	19:45.476	1:05.392	3.999	89.92	1:46.652	11
14	221	C	3 Matt VENN	Ducati V2 -	11	19:45.735	1:05.651	0.259	89.90	1:46.680	11
15	222	C	4 Phil ROOKE	Kawasaki ZX10R - Team Blumpkin Racing	11	20:01.970	1:21.886	16.235	88.69	1:47.192	7
16	17		12 Philip BAKER	Ducati -	11	20:02.452	1:22.368	0.482	88.65	1:47.755	2
17	57	C	5 Scott FORBES-COWDRY	Kawasaki ZX10R -	11	20:03.129	1:23.045	0.677	88.60	1:46.969	11
18	46	C	6 Simon GATES	Yamaha YZF R1 - No Tallentino Racing Team FATI	11	20:21.906	1:41.822	18.777	87.24	1:49.426	5
19	333		13 Andrew HOUGHTON	BMW S1000RR - Bahnstomer BMW	11	20:32.267	1:52.183	10.361	86.51	1:49.933	4
20	110	C	7 Michael CLARKE	Yamaha R1 - BIKEBASE - MX5 PARTS WAREHOU:	10	19:01.668	1 Lap	1 Lap	84.88	1:50.930	2
21	163	C	8 Steve SMULOVIC	Suzuki GSXR1000 - SFC Racing	10	19:56.450	1 Lap	54.782	81.00	1:56.928	9

NOT CLASSIFIED

DNF	77		Phil ATKINSON	Ducati 959 - ROSE MOT/Q Oil Treatments	9	16:31.895	2 Laps	1 Lap	87.93	1:43.522	8
DNF	86	C	Frederico LOPES	Yamaha R1 - FLR Procurement Ltd	8	14:54.767	3 Laps	1 Lap	86.64	1:48.736	6
DNF	37		James BULL	MV Agusta - team bull racing	5	8:51.746	6 Laps	3 Laps	91.12	1:42.591	4
DNF	66		Stephen HARVEY	Kawasaki ZX10 -	1	2:03.596	10 Laps	4 Laps	78.41		

FASTEST LAP

	26		Josh WAINWRIGHT	Honda CBR1000RR - JW MOT Centre	11	1:40.778			96.16 mph	154.76 kph	
	53	C	Seamus McGLYNN	Yamaha R1 -	4	1:46.197			91.25 mph	146.86 kph	

Class - 92.5% of Race Speed = 88.03 mph
 Class C - 92.5% of Race Speed = 83.45 mph

Weather / Track : Cloudy / Dry

These results are provisional until the conclusion of any judicial and technical matters.

Race Distance: 11 Laps / 29.61 miles
 Oulton Park International: 2.6920 miles
 Date: 04/06/2022 Start: 16:35 Finish: 16:53

Clerk Of Course :	Stewards :	Timekeeper : Richard Evans
-------------------	------------	----------------------------

Results can be found at www.tsl-timing.com

Printed - 16:56 Saturday, 04 June 2022



BMCRC - MRO Championships 2022 - Rnd 4 @ Oulton Park

Reactive Parts MRO Powerbikes inc Clubman 1000

RACE 18 - LAP CHART

LAP 1 @ 16:37:00.119

NO	BEHIND	LAP TIME
26		1:46.960
23	0.711	1:47.671
28	0.766	1:47.726
121	2.135	1:49.095
98	2.437	1:49.397
25	2.546	1:49.506
150	2.785	1:49.745
2	3.430	1:50.390
48	4.033	1:50.993
37	4.202	1:51.162
9	4.556	1:51.516
449	6.528	1:53.488
155	6.571	1:53.531
221	7.044	1:54.004
53	7.450	1:54.410
17	8.475	1:55.435
57	10.444	1:57.404
222	10.738	1:57.698
46	13.472	2:00.432
86	13.846	2:00.806
333	13.905	2:00.865
110	14.730	2:01.690
66	16.636	2:03.596
163	21.161	2:08.121
77	25.215	2:12.175

LAP 2 @ 16:38:41.394

NO	BEHIND	LAP TIME
26		1:41.275
28	0.584	1:41.093
23	1.496	1:42.060
121	3.706	1:42.846
98	3.780	1:42.618
25	4.491	1:43.220
150	4.655	1:43.145
48	5.828	1:43.070
2	6.237	1:44.082
37	6.414	1:43.487
9	6.574	1:43.293
155	10.205	1:44.909
449	12.116	1:46.863
221	13.103	1:47.334
53	13.191	1:47.016
17	14.955	1:47.755
57	18.628	1:49.459
222	18.651	1:49.188
46	22.108	1:49.911
86	23.070	1:50.499
333	23.653	1:51.023
110	24.385	1:50.930
77	29.704	1:45.764
163	40.340	2:00.454

LAP 3 @ 16:40:22.887

NO	BEHIND	LAP TIME
28		1:40.909
26	0.475	1:41.968
23	2.156	1:42.153
98	4.988	1:42.701
121	5.195	1:42.982
25	5.546	1:42.548
150	5.968	1:42.806

48	7.772	1:43.437
37	8.034	1:43.113
9	8.221	1:43.140
2	8.765	1:44.021
155	13.784	1:45.072
449	18.023	1:47.400
53	18.057	1:46.359
221	18.954	1:47.344
17	21.730	1:48.268
222	25.399	1:48.241
57	26.147	1:49.012
46	30.723	1:50.108
86	31.558	1:49.981
333	32.576	1:50.416
110	33.894	1:51.002
77	40.654	1:52.443
163	58.160	1:59.313

LAP 4 @ 16:42:04.194

NO	BEHIND	LAP TIME
28		1:41.307
26	0.154	1:40.986
23	3.156	1:42.307
98	6.246	1:42.565
121	6.855	1:42.967
25	7.422	1:43.183
150	7.751	1:43.090
48	9.092	1:42.627
37	9.318	1:42.591
9	9.541	1:42.627
2	11.150	1:43.692
155	17.554	1:45.077
53	22.947	1:46.197
449	24.341	1:47.625
221	24.943	1:47.296
17	28.523	1:48.100
222	31.315	1:47.223
57	33.287	1:48.447
46	38.870	1:49.454
86	39.067	1:48.816
333	41.202	1:49.933
77	43.268	1:43.921
110	43.792	1:51.205
163	1:17.045	2:00.192

LAP 5 @ 16:43:45.346

NO	BEHIND	LAP TIME
28		1:41.152
26	0.469	1:41.467
23	3.980	1:41.976
98	7.807	1:42.713
121	8.366	1:42.663
25	9.332	1:43.062
150	9.481	1:42.882
48	11.119	1:43.179
9	11.243	1:42.854
2	13.686	1:43.688
37	19.559	1:51.393 P
155	21.894	1:45.492
53	28.217	1:46.422
449	31.165	1:47.976
221	31.457	1:47.666
17	36.609	1:49.238
222	37.757	1:47.594
57	41.164	1:49.029

46	47.144	1:49.426
86	47.342	1:49.427
77	48.205	1:46.089
333	50.793	1:50.743
110	54.262	1:51.622
163	1:34.678	1:58.785

LAP 6 @ 16:45:26.657

NO	BEHIND	LAP TIME
28		1:41.311
26	0.097	1:40.939
23	5.509	1:42.840
98	9.022	1:42.526
121	9.693	1:42.638
150	12.084	1:43.914
25	12.598	1:44.577
48	13.045	1:43.237
9	13.161	1:43.229
2	16.802	1:44.427
155	26.501	1:45.918
53	33.880	1:46.974
449	37.281	1:47.427
221	37.533	1:47.387
222	43.690	1:47.244
17	44.105	1:48.807
57	48.950	1:49.097
77	52.892	1:45.998
86	54.767	1:48.736
46	56.774	1:50.941
333	1:00.815	1:51.333
110	1:05.834	1:52.883

LAP 7 @ 16:47:08.255

NO	BEHIND	LAP TIME
26		1:41.501
28	0.149	1:41.747
23	6.548	1:42.637
98	10.258	1:42.834
163	1 Lap	1:58.617
121	11.154	1:43.059
150	13.594	1:43.108
9	14.196	1:42.633
25	14.468	1:43.468
48	15.318	1:43.871
2	18.441	1:43.237
155	30.771	1:45.868
53	39.063	1:46.781
449	42.349	1:46.666
221	42.860	1:46.925
222	49.284	1:47.192
17	50.430	1:47.923
77	55.575	1:44.281
57	55.981	1:48.629
86	1:02.532	1:49.363
46	1:05.409	1:50.233
333	1:09.652	1:50.435
110	1:18.077	1:53.841

LAP 8 @ 16:48:49.697

NO	BEHIND	LAP TIME
28		1:41.293
26	0.391	1:41.833
23	7.934	1:42.828
98	12.022	1:43.206

121	12.690	1:42.978
9	15.544	1:42.790
150	15.858	1:43.706
25	16.816	1:43.790
48	17.278	1:43.402
2	20.827	1:43.828
163	1 Lap	1:57.916
155	35.912	1:46.583
53	44.090	1:46.469
449	48.460	1:47.553
221	49.035	1:47.617
222	55.058	1:47.216
17	56.757	1:47.769
77	57.655	1:43.522
57	1:03.001	1:48.462
46	1:14.302	1:50.335
86	1:18.229	1:57.139 P
333	1:19.162	1:50.952
110	1:30.389	1:53.754

LAP 9 @ 16:50:30.874

NO	BEHIND	LAP TIME
28		1:41.177
26	0.419	1:41.205
23	9.316	1:42.559
98	13.458	1:42.613
121	14.057	1:42.544
9	17.983	1:43.616
150	18.492	1:43.811
25	19.439	1:43.800
48	19.744	1:43.643
2	23.602	1:43.952
155	42.888	1:48.153
163	1 Lap	1:58.373
53	49.617	1:46.704
449	54.165	1:46.882
221	54.615	1:46.757
222	1:03.850	1:49.969
17	1:04.148	1:48.568
57	1:10.196	1:48.372
77	1:14.180	1:57.702 P
46	1:23.577	1:50.452
333	1:28.942	1:50.957

LAP 10 @ 16:52:12.050

NO	BEHIND	LAP TIME
28		1:41.176
26	0.628	1:41.385
110	1 Lap	1:55.397
23	10.873	1:42.733
98	15.656	1:43.374
121	15.962	1:43.081
9	20.033	1:43.226
150	20.435	1:43.119
25	22.158	1:43.895
48	22.498	1:43.930
2	26.086	1:43.660
155	49.446	1:47.734
53	55.713	1:47.272
163	1 Lap	1:56.928
449	59.933	1:46.944
221	1:00.164	1:46.725
222	1:13.750	1:51.076
17	1:14.026	1:51.054
57	1:17.269	1:48.249

LAP 11 @ 16:53:53.243

NO	BEHIND	LAP TIME
28		1:41.193
26	0.213	1:40.778
23	12.730	1:43.050
121	17.341	1:42.572
98	17.853	1:43.390
110	1 Lap	1:59.344
9	22.836	1:43.996
150	23.086	1:43.844
48	24.618	1:43.313
25	25.008	1:44.043
2	29.376	1:44.483
155	57.000	1:48.747
53	1:01.393	1:46.873
449	1:05.392	1:46.652
221	1:05.651	1:46.680
163	1 Lap	1:57.751
222	1:21.886	1:49.329
17	1:22.368	1:49.535
57	1:23.045	1:46.969
46	1:41.822	1:50.309
333	1:52.183	1:53.709

BMCRC - MRO Championships 2022 - Rnd 4 @ Oulton Park

Reactive Parts MRO Powerbikes inc Clubman 1000

RACE 18 - SECTOR ANALYSIS



SECTOR 1 = FL to I1, SECTOR 2 = I1 to FL, DIFF = Difference To Personal Best Lap, P = Crossed Finish Line in Pit Lane, D = Time Disallowed

P1 28		Greg ALLSOP		Yamaha R1 - Allsop Construction Services Ltd		
IDEAL LAP TIME : 1:40.731		BEST LAP TIME : 1:40.909		DIFFERENCE : 0.178		
LAP	SECTOR 1	SECTOR 2	LAP TIME	MPH	DIFF	TIME OF DAY
1 -		27.913	1:47.726	89.96	6.817	16:37:00.885
2 -	1:13.714	27.379	1:41.093 (2)	95.86	0.184	16:38:41.978
3 -	1:13.399	27.510	1:40.909 (1)	96.04		16:40:22.887
4 -	1:13.591	27.716	1:41.307	95.66	0.398	16:42:04.194
5 -	1:13.710	27.442	1:41.152 (3)	95.80	0.243	16:43:45.346
6 -	1:13.689	27.622	1:41.311	95.65	0.402	16:45:26.657
7 -	1:14.415	27.332	1:41.747	95.24	0.838	16:47:08.404
8 -	1:13.857	27.436	1:41.293	95.67	0.384	16:48:49.697
9 -	1:13.500	27.677	1:41.177	95.78	0.268	16:50:30.874
10 -	1:13.415	27.761	1:41.176	95.78	0.267	16:52:12.050
11 -	1:13.645	27.548	1:41.193	95.77	0.284	16:53:53.243

P2 26		Josh WAINWRIGHT		Honda CBR1000RR - JW MOT Centre		
IDEAL LAP TIME : 1:40.613		BEST LAP TIME : 1:40.778		DIFFERENCE : 0.165		
LAP	SECTOR 1	SECTOR 2	LAP TIME	MPH	DIFF	TIME OF DAY
1 -		27.721	1:46.960	90.60	6.182	16:37:00.119
2 -	1:13.746	27.529	1:41.275	95.69	0.497	16:38:41.394
3 -	1:14.336	27.632	1:41.968	95.04	1.190	16:40:23.362
4 -	1:13.362	27.624	1:40.986 (3)	95.96	0.208	16:42:04.348
5 -	1:13.917	27.550	1:41.467	95.51	0.689	16:43:45.815
6 -	1:13.418	27.521	1:40.939 (2)	96.01	0.161	16:45:26.754
7 -	1:13.727	27.774	1:41.501	95.47	0.723	16:47:08.255
8 -	1:14.420	27.413	1:41.833	95.16	1.055	16:48:50.088
9 -	1:13.399	27.806	1:41.205	95.75	0.427	16:50:31.293
10 -	1:13.370	28.015	1:41.385	95.58	0.607	16:52:12.678
11 -	1:13.200	27.578	1:40.778 (1)	96.16		16:53:53.456

P3 23		Max SYMONDS		BMW S1000RR - J&C Symonds LTD		
IDEAL LAP TIME : 1:41.695		BEST LAP TIME : 1:41.976		DIFFERENCE : 0.281		
LAP	SECTOR 1	SECTOR 2	LAP TIME	MPH	DIFF	TIME OF DAY
1 -		28.110	1:47.671	90.00	5.695	16:37:00.830
2 -	1:14.304	27.756	1:42.060 (2)	94.95	0.084	16:38:42.890
3 -	1:14.092	28.061	1:42.153 (3)	94.87	0.177	16:40:25.043
4 -	1:14.084	28.223	1:42.307	94.72	0.331	16:42:07.350
5 -	1:13.939	28.037	1:41.976 (1)	95.03		16:43:49.326
6 -	1:14.424	28.416	1:42.840	94.23	0.864	16:45:32.166
7 -	1:14.115	28.522	1:42.637	94.42	0.661	16:47:14.803
8 -	1:14.506	28.322	1:42.828	94.24	0.852	16:48:57.631
9 -	1:14.453	28.106	1:42.559	94.49	0.583	16:50:40.190
10 -	1:14.508	28.225	1:42.733	94.33	0.757	16:52:22.923
11 -	1:14.838	28.212	1:43.050	94.04	1.074	16:54:05.973

P4 121		Tom TUNSTALL		BMW S1000RR - MotorcycleRaceParts - Integro		
IDEAL LAP TIME : 1:42.452		BEST LAP TIME : 1:42.544		DIFFERENCE : 0.092		
LAP	SECTOR 1	SECTOR 2	LAP TIME	MPH	DIFF	TIME OF DAY
1 -		28.487	1:49.095	88.83	6.551	16:37:02.254
2 -	1:14.627	28.219	1:42.846	94.23	0.302	16:38:45.100
3 -	1:14.413	28.569	1:42.982	94.10	0.438	16:40:28.082
4 -	1:14.763	28.204	1:42.967	94.12	0.423	16:42:11.049
5 -	1:14.560	28.103	1:42.663	94.39	0.119	16:43:53.712
6 -	1:14.357	28.281	1:42.638 (3)	94.42	0.094	16:45:36.350
7 -	1:14.628	28.431	1:43.059	94.03	0.515	16:47:19.409
8 -	1:14.740	28.238	1:42.978	94.11	0.434	16:49:02.387
9 -	1:14.349	28.195	1:42.544 (1)	94.50		16:50:44.931
10 -	1:14.781	28.300	1:43.081	94.01	0.537	16:52:28.012
11 -	1:14.430	28.142	1:42.572 (2)	94.48	0.028	16:54:10.584

BMCRC - MRO Championships 2022 - Rnd 4 @ Oulton Park

Reactive Parts MRO Powerbikes inc Clubman 1000

RACE 18 - SECTOR ANALYSIS



SECTOR 1 = FL to I1, SECTOR 2 = I1 to FL, DIFF = Difference To Personal Best Lap, P = Crossed Finish Line in Pit Lane, D = Time Disallowed

P5 98		Rick DICKINSON		Ducati Panigale V4 - MotorcycleRaceParts.co.uk			
IDEAL LAP TIME : 1:42.393		BEST LAP TIME : 1:42.526		DIFFERENCE : 0.133			
LAP	SECTOR 1	SECTOR 2	LAP TIME	MPH	DIFF	TIME OF DAY	
1 -		28.380	1:49.397	88.58	6.871	16:37:02.556	
2 -	1:14.605	28.013	1:42.618	94.44	0.092	16:38:45.174	
3 -	1:14.618	28.083	1:42.701	94.36	0.175	16:40:27.875	
4 -	1:14.394	28.171	1:42.565 (2)	94.48	0.039	16:42:10.440	
5 -	1:14.624	28.089	1:42.713	94.35	0.187	16:43:53.153	
6 -	1:14.452	28.074	1:42.526 (1)	94.52		16:45:35.679	
7 -	1:14.549	28.285	1:42.834	94.24	0.308	16:47:18.513	
8 -	1:14.993	28.213	1:43.206	93.90	0.680	16:49:01.719	
9 -	1:14.614	27.999	1:42.613 (3)	94.44	0.087	16:50:44.332	
10 -	1:14.960	28.414	1:43.374	93.74	0.848	16:52:27.706	
11 -	1:15.204	28.186	1:43.390	93.73	0.864	16:54:11.096	

P6 9		Luke DIXON		Bmw S1000RR -			
IDEAL LAP TIME : 1:42.324		BEST LAP TIME : 1:42.627		DIFFERENCE : 0.303			
LAP	SECTOR 1	SECTOR 2	LAP TIME	MPH	DIFF	TIME OF DAY	
1 -		28.246	1:51.516	86.90	8.889	16:37:04.675	
2 -	1:15.129	28.164	1:43.293	93.82	0.666	16:38:47.968	
3 -	1:15.236	27.904	1:43.140	93.96	0.513	16:40:31.108	
4 -	1:14.713	27.914	1:42.627 (1)	94.43		16:42:13.735	
5 -	1:14.859	27.995	1:42.854	94.22	0.227	16:43:56.589	
6 -	1:15.113	28.116	1:43.229	93.88	0.602	16:45:39.818	
7 -	1:14.649	27.984	1:42.633 (2)	94.42	0.006	16:47:22.451	
8 -	1:14.420	28.370	1:42.790 (3)	94.28	0.163	16:49:05.241	
9 -	1:15.529	28.087	1:43.616	93.53	0.989	16:50:48.857	
10 -	1:14.866	28.360	1:43.226	93.88	0.599	16:52:32.083	
11 -	1:15.472	28.524	1:43.996	93.18	1.369	16:54:16.079	

P7 150		Sam MIDDLEMAS		Suzuki GSXR1000 - Albany Shed Co			
IDEAL LAP TIME : 1:42.360		BEST LAP TIME : 1:42.806		DIFFERENCE : 0.446			
LAP	SECTOR 1	SECTOR 2	LAP TIME	MPH	DIFF	TIME OF DAY	
1 -		28.109	1:49.745	88.30	6.939	16:37:02.904	
2 -	1:15.236	27.909	1:43.145	93.95	0.339	16:38:46.049	
3 -	1:14.451	28.355	1:42.806 (1)	94.26		16:40:28.855	
4 -	1:14.678	28.412	1:43.090 (3)	94.00	0.284	16:42:11.945	
5 -	1:14.613	28.269	1:42.882 (2)	94.19	0.076	16:43:54.827	
6 -	1:15.568	28.346	1:43.914	93.26	1.108	16:45:38.741	
7 -	1:14.706	28.402	1:43.108	93.99	0.302	16:47:21.849	
8 -	1:15.443	28.263	1:43.706	93.44	0.900	16:49:05.555	
9 -	1:15.593	28.218	1:43.811	93.35	1.005	16:50:49.366	
10 -	1:14.895	28.224	1:43.119	93.98	0.313	16:52:32.485	
11 -	1:15.305	28.539	1:43.844	93.32	1.038	16:54:16.329	

P8 48		Nicky WILSON		Suzuki GSXR 1000 - Demon GP/Haslemere Motorcycles			
IDEAL LAP TIME : 1:42.627		BEST LAP TIME : 1:42.627		DIFFERENCE : 0.000			
LAP	SECTOR 1	SECTOR 2	LAP TIME	MPH	DIFF	TIME OF DAY	
1 -		28.410	1:50.993	87.31	8.366	16:37:04.152	
2 -	1:14.999	28.071	1:43.070 (2)	94.02	0.443	16:38:47.222	
3 -	1:15.104	28.333	1:43.437	93.69	0.810	16:40:30.659	
4 -	1:14.625	28.002	1:42.627 (1)	94.43		16:42:13.286	
5 -	1:15.041	28.138	1:43.179 (3)	93.92	0.552	16:43:56.465	
6 -	1:14.858	28.379	1:43.237	93.87	0.610	16:45:39.702	
7 -	1:15.413	28.458	1:43.871	93.30	1.244	16:47:23.573	
8 -	1:15.234	28.168	1:43.402	93.72	0.775	16:49:06.975	
9 -	1:15.307	28.336	1:43.643	93.50	1.016	16:50:50.618	
10 -	1:15.563	28.367	1:43.930	93.24	1.303	16:52:34.548	
11 -	1:14.931	28.382	1:43.313	93.80	0.686	16:54:17.861	

BMCRC - MRO Championships 2022 - Rnd 4 @ Oulton Park

Reactive Parts MRO Powerbikes inc Clubman 1000

RACE 18 - SECTOR ANALYSIS



SECTOR 1 = FL to I1, SECTOR 2 = I1 to FL, DIFF = Difference To Personal Best Lap, P = Crossed Finish Line in Pit Lane, D = Time Disallowed

P9 25		Sam SMITH		Yamaha YZF1000 R1 - Exclusiv events		
IDEAL LAP TIME : 1:42.464		BEST LAP TIME : 1:42.548		DIFFERENCE : 0.084		
LAP	SECTOR 1	SECTOR 2	LAP TIME	MPH	DIFF	TIME OF DAY
1 -		28.275	1:49.506	88.50	6.958	16:37:02.665
2 -	1:15.050	28.170	1:43.220	93.88	0.672	16:38:45.885
3 -	1:14.294	28.254	1:42.548 (1)	94.50		16:40:28.433
4 -	1:14.688	28.495	1:43.183 (3)	93.92	0.635	16:42:11.616
5 -	1:14.619	28.443	1:43.062 (2)	94.03	0.514	16:43:54.678
6 -	1:15.905	28.672	1:44.577	92.67	2.029	16:45:39.255
7 -	1:14.708	28.760	1:43.468	93.66	0.920	16:47:22.723
8 -	1:15.566	28.224	1:43.790	93.37	1.242	16:49:06.513
9 -	1:15.251	28.549	1:43.800	93.36	1.252	16:50:50.313
10 -	1:15.441	28.454	1:43.895	93.27	1.347	16:52:34.208
11 -	1:15.508	28.535	1:44.043	93.14	1.495	16:54:18.251

P10 2		Peter BAKER		Kawasaki ZX10R - TJ & Peter Baker MC/Dodfrey Eng		
IDEAL LAP TIME : 1:43.067		BEST LAP TIME : 1:43.237		DIFFERENCE : 0.170		
LAP	SECTOR 1	SECTOR 2	LAP TIME	MPH	DIFF	TIME OF DAY
1 -		28.194	1:50.390	87.79	7.153	16:37:03.549
2 -	1:15.803	28.279	1:44.082	93.11	0.845	16:38:47.631
3 -	1:15.916	28.105	1:44.021	93.16	0.784	16:40:31.652
4 -	1:15.451	28.241	1:43.692	93.46	0.455	16:42:15.344
5 -	1:15.493	28.195	1:43.688 (3)	93.46	0.451	16:43:59.032
6 -	1:16.011	28.416	1:44.427	92.80	1.190	16:45:43.459
7 -	1:14.962	28.275	1:43.237 (1)	93.87		16:47:26.696
8 -	1:15.376	28.452	1:43.828	93.33	0.591	16:49:10.524
9 -	1:15.723	28.229	1:43.952	93.22	0.715	16:50:54.476
10 -	1:15.545	28.115	1:43.660 (2)	93.49	0.423	16:52:38.136
11 -	1:16.162	28.321	1:44.483	92.75	1.246	16:54:22.619

P11 155		Jake MAJOR-BIRD		Suzuki GSXR1000R -		
IDEAL LAP TIME : 1:44.784		BEST LAP TIME : 1:44.909		DIFFERENCE : 0.125		
LAP	SECTOR 1	SECTOR 2	LAP TIME	MPH	DIFF	TIME OF DAY
1 -		29.176	1:53.531	85.36	8.622	16:37:06.690
2 -	1:16.305	28.604	1:44.909 (1)	92.37		16:38:51.599
3 -	1:16.316	28.756	1:45.072 (2)	92.23	0.163	16:40:36.671
4 -	1:16.180	28.897	1:45.077 (3)	92.23	0.168	16:42:21.748
5 -	1:16.558	28.934	1:45.492	91.86	0.583	16:44:07.240
6 -	1:17.057	28.861	1:45.918	91.49	1.009	16:45:53.158
7 -	1:16.658	29.210	1:45.868	91.54	0.959	16:47:39.026
8 -	1:17.285	29.298	1:46.583	90.92	1.674	16:49:25.609
9 -	1:17.757	30.396	1:48.153	89.60	3.244	16:51:13.762
10 -	1:18.240	29.494	1:47.734	89.95	2.825	16:53:01.496
11 -	1:18.973	29.774	1:48.747	89.11	3.838	16:54:50.243

P12 53 C		Seamus McGLYNN		Yamaha R1 -		
IDEAL LAP TIME : 1:45.932		BEST LAP TIME : 1:46.197		DIFFERENCE : 0.265		
LAP	SECTOR 1	SECTOR 2	LAP TIME	MPH	DIFF	TIME OF DAY
1 -		29.033	1:54.410	84.70	8.213	16:37:07.569
2 -	1:17.661	29.355	1:47.016	90.55	0.819	16:38:54.585
3 -	1:17.207	29.152	1:46.359 (2)	91.11	0.162	16:40:40.944
4 -	1:16.960	29.237	1:46.197 (1)	91.25		16:42:27.141
5 -	1:17.450	28.972	1:46.422 (3)	91.06	0.225	16:44:13.563
6 -	1:17.907	29.067	1:46.974	90.59	0.777	16:46:00.537
7 -	1:17.312	29.469	1:46.781	90.75	0.584	16:47:47.318
8 -	1:17.262	29.207	1:46.469	91.02	0.272	16:49:33.787
9 -	1:17.665	29.039	1:46.704	90.82	0.507	16:51:20.491
10 -	1:18.174	29.098	1:47.272	90.34	1.075	16:53:07.763
11 -	1:17.849	29.024	1:46.873	90.68	0.676	16:54:54.636

BMCRC - MRO Championships 2022 - Rnd 4 @ Oulton Park

Reactive Parts MRO Powerbikes inc Clubman 1000

RACE 18 - SECTOR ANALYSIS



SECTOR 1 = FL to I1, SECTOR 2 = I1 to FL, DIFF = Difference To Personal Best Lap, P = Crossed Finish Line in Pit Lane, D = Time Disallowed

P13 449 C		Luke WALLINGTON		Yamaha R1 4C8 - BW Bespoke Developments Ltd		
IDEAL LAP TIME : 1:46.399		BEST LAP TIME : 1:46.652		DIFFERENCE : 0.253		
LAP	SECTOR 1	SECTOR 2	LAP TIME	MPH	DIFF	TIME OF DAY
1 -		29.288	1:53.488	85.39	6.836	16:37:06.647
2 -	1:17.610	29.253	1:46.863 (3)	90.68	0.211	16:38:53.510
3 -	1:17.936	29.464	1:47.400	90.23	0.748	16:40:40.910
4 -	1:18.217	29.408	1:47.625	90.04	0.973	16:42:28.535
5 -	1:18.459	29.517	1:47.976	89.75	1.324	16:44:16.511
6 -	1:18.074	29.353	1:47.427	90.21	0.775	16:46:03.938
7 -	1:17.415	29.251	1:46.666 (2)	90.85	0.014	16:47:50.604
8 -	1:18.388	29.165	1:47.553	90.10	0.901	16:49:38.157
9 -	1:17.720	29.162	1:46.882	90.67	0.230	16:51:25.039
10 -	1:17.589	29.355	1:46.944	90.62	0.292	16:53:11.983
11 -	1:17.668	28.984	1:46.652 (1)	90.86		16:54:58.635

P14 221 C		Matt VENN		Ducati V2 -		
IDEAL LAP TIME : 1:46.435		BEST LAP TIME : 1:46.680		DIFFERENCE : 0.245		
LAP	SECTOR 1	SECTOR 2	LAP TIME	MPH	DIFF	TIME OF DAY
1 -		29.094	1:54.004	85.00	7.324	16:37:07.163
2 -	1:17.854	29.480	1:47.334	90.29	0.654	16:38:54.497
3 -	1:18.020	29.324	1:47.344	90.28	0.664	16:40:41.841
4 -	1:17.816	29.480	1:47.296	90.32	0.616	16:42:29.137
5 -	1:18.018	29.648	1:47.666	90.01	0.986	16:44:16.803
6 -	1:17.908	29.479	1:47.387	90.24	0.707	16:46:04.190
7 -	1:17.577	29.348	1:46.925	90.63	0.245	16:47:51.115
8 -	1:18.200	29.417	1:47.617	90.05	0.937	16:49:38.732
9 -	1:17.449	29.308	1:46.757 (3)	90.77	0.077	16:51:25.489
10 -	1:17.456	29.269	1:46.725 (2)	90.80	0.045	16:53:12.214
11 -	1:17.694	28.986	1:46.680 (1)	90.84		16:54:58.894

P15 222 C		Phil ROOKE		Kawasaki ZX10R - Team Blumpkin Racing		
IDEAL LAP TIME : 1:46.432		BEST LAP TIME : 1:47.192		DIFFERENCE : 0.760		
LAP	SECTOR 1	SECTOR 2	LAP TIME	MPH	DIFF	TIME OF DAY
1 -		29.583	1:57.698	82.34	10.506	16:37:10.857
2 -	1:19.684	29.504	1:49.188	88.75	1.996	16:39:00.045
3 -	1:18.764	29.477	1:48.241	89.53	1.049	16:40:48.286
4 -	1:18.560	28.663	1:47.223 (3)	90.38	0.031	16:42:35.509
5 -	1:18.948	28.646	1:47.594	90.07	0.402	16:44:23.103
6 -	1:18.687	28.557	1:47.244	90.36	0.052	16:46:10.347
7 -	1:18.530	28.662	1:47.192 (1)	90.41		16:47:57.539
8 -	1:17.875	29.341	1:47.216 (2)	90.39	0.024	16:49:44.755
9 -	1:20.275	29.694	1:49.969	88.12	2.777	16:51:34.724
10 -	1:20.909	30.167	1:51.076	87.24	3.884	16:53:25.800
11 -	1:20.152	29.177	1:49.329	88.64	2.137	16:55:15.129

P16 17		Philip BAKER		Ducati -		
IDEAL LAP TIME : 1:47.467		BEST LAP TIME : 1:47.755		DIFFERENCE : 0.288		
LAP	SECTOR 1	SECTOR 2	LAP TIME	MPH	DIFF	TIME OF DAY
1 -		29.596	1:55.435	83.95	7.680	16:37:08.594
2 -	1:18.229	29.526	1:47.755 (1)	89.93		16:38:56.349
3 -	1:18.721	29.547	1:48.268	89.51	0.513	16:40:44.617
4 -	1:18.291	29.809	1:48.100	89.65	0.345	16:42:32.717
5 -	1:19.361	29.877	1:49.238	88.71	1.483	16:44:21.955
6 -	1:19.072	29.735	1:48.807	89.06	1.052	16:46:10.762
7 -	1:18.522	29.401	1:47.923 (3)	89.79	0.168	16:47:58.685
8 -	1:18.066	29.703	1:47.769 (2)	89.92	0.014	16:49:46.454
9 -	1:18.750	29.818	1:48.568	89.26	0.813	16:51:35.022
10 -	1:20.813	30.241	1:51.054	87.26	3.299	16:53:26.076
11 -	1:20.102	29.433	1:49.535	88.47	1.780	16:55:15.611

BMCRC - MRO Championships 2022 - Rnd 4 @ Oulton Park

Reactive Parts MRO Powerbikes inc Clubman 1000

RACE 18 - SECTOR ANALYSIS



SECTOR 1 = FL to I1, SECTOR 2 = I1 to FL, DIFF = Difference To Personal Best Lap, P = Crossed Finish Line in Pit Lane, D = Time Disallowed

P17 57 C		Scott FORBES-COWDRY		Kawasaki ZX10R -		
IDEAL LAP TIME : 1:46.969		BEST LAP TIME : 1:46.969		DIFFERENCE : 0.000		
LAP	SECTOR 1	SECTOR 2	LAP TIME	MPH	DIFF	TIME OF DAY
1 -		29.558	1:57.404	82.54	10.435	16:37:10.563
2 -	1:19.801	29.658	1:49.459	88.53	2.490	16:39:00.022
3 -	1:19.636	29.376	1:49.012	88.90	2.043	16:40:49.034
4 -	1:19.162	29.285	1:48.447	89.36	1.478	16:42:37.481
5 -	1:19.648	29.381	1:49.029	88.88	2.060	16:44:26.510
6 -	1:19.482	29.615	1:49.097	88.83	2.128	16:46:15.607
7 -	1:18.830	29.799	1:48.629	89.21	1.660	16:48:04.236
8 -	1:18.855	29.607	1:48.462	89.35	1.493	16:49:52.698
9 -	1:19.035	29.337	1:48.372 (3)	89.42	1.403	16:51:41.070
10 -	1:18.888	29.361	1:48.249 (2)	89.52	1.280	16:53:29.319
11 -	1:17.905	29.064	1:46.969 (1)	90.59		16:55:16.288

P18 46 C		Simon GATES		Yamaha YZF R1 - No Tallentino Racing Team FATI		
IDEAL LAP TIME : 1:49.168		BEST LAP TIME : 1:49.426		DIFFERENCE : 0.258		
LAP	SECTOR 1	SECTOR 2	LAP TIME	MPH	DIFF	TIME OF DAY
1 -		30.469	2:00.432	80.47	11.006	16:37:13.591
2 -	1:19.956	29.955	1:49.911 (3)	88.17	0.485	16:39:03.502
3 -	1:19.924	30.184	1:50.108	88.01	0.682	16:40:53.610
4 -	1:19.267	30.187	1:49.454 (2)	88.54	0.028	16:42:43.064
5 -	1:19.525	29.901	1:49.426 (1)	88.56		16:44:32.490
6 -	1:20.773	30.168	1:50.941	87.35	1.515	16:46:23.431
7 -	1:20.142	30.091	1:50.233	87.91	0.807	16:48:13.664
8 -	1:20.229	30.106	1:50.335	87.83	0.909	16:50:03.999
9 -	1:20.247	30.205	1:50.452	87.74	1.026	16:51:54.451
10 -	1:19.621	30.684	1:50.305	87.85	0.879	16:53:44.756
11 -	1:19.855	30.454	1:50.309	87.85	0.883	16:55:35.065

P19 333		Andrew HOUGHTON		BMW S1000RR - Bahnstormer BMW		
IDEAL LAP TIME : 1:49.697		BEST LAP TIME : 1:49.933		DIFFERENCE : 0.236		
LAP	SECTOR 1	SECTOR 2	LAP TIME	MPH	DIFF	TIME OF DAY
1 -		30.527	2:00.865	80.18	10.932	16:37:14.024
2 -	1:20.856	30.167	1:51.023	87.29	1.090	16:39:05.047
3 -	1:20.005	30.411	1:50.416 (2)	87.77	0.483	16:40:55.463
4 -	1:19.795	30.138	1:49.933 (1)	88.15		16:42:45.396
5 -	1:20.435	30.308	1:50.743	87.51	0.810	16:44:36.139
6 -	1:21.431	29.902	1:51.333	87.04	1.400	16:46:27.472
7 -	1:19.962	30.473	1:50.435 (3)	87.75	0.502	16:48:17.907
8 -	1:20.636	30.316	1:50.952	87.34	1.019	16:50:08.859
9 -	1:20.654	30.303	1:50.957	87.34	1.024	16:51:59.816
10 -	1:21.837	30.064	1:51.901	86.60	1.968	16:53:51.717
11 -	1:22.314	31.395	1:53.709	85.22	3.776	16:55:45.426

P20 110 C		Michael CLARKE		Yamaha R1 - BIKEBASE - MX5 PARTS WAREHOUSE		
IDEAL LAP TIME : 1:50.923		BEST LAP TIME : 1:50.930		DIFFERENCE : 0.007		
LAP	SECTOR 1	SECTOR 2	LAP TIME	MPH	DIFF	TIME OF DAY
1 -		30.627	2:01.690	79.63	10.760	16:37:14.849
2 -	1:20.823	30.107	1:50.930 (1)	87.36		16:39:05.779
3 -	1:20.816	30.186	1:51.002 (2)	87.30	0.072	16:40:56.781
4 -	1:20.871	30.334	1:51.205 (3)	87.14	0.275	16:42:47.986
5 -	1:20.976	30.646	1:51.622	86.82	0.692	16:44:39.608
6 -	1:21.629	31.254	1:52.883	85.85	1.953	16:46:32.491
7 -	1:23.074	30.767	1:53.841	85.13	2.911	16:48:26.332
8 -	1:22.786	30.968	1:53.754	85.19	2.824	16:50:20.086
9 -	1:23.392	32.005	1:55.397	83.98	4.467	16:52:15.483
10 -	1:28.593	30.751	1:59.344	81.20	8.414	16:54:14.827

BMCRC - MRO Championships 2022 - Rnd 4 @ Oulton Park

Reactive Parts MRO Powerbikes inc Clubman 1000

RACE 18 - SECTOR ANALYSIS



SECTOR 1 = FL to I1, SECTOR 2 = I1 to FL, DIFF = Difference To Personal Best Lap, P = Crossed Finish Line in Pit Lane, D = Time Disallowed

P21 163 C		Steve SMULOVIC		Suzuki GSXR1000 - SFC Racing			
IDEAL LAP TIME : 1:56.928		BEST LAP TIME : 1:56.928		DIFFERENCE : 0.000			
LAP	SECTOR 1	SECTOR 2	LAP TIME	MPH	DIFF	TIME OF DAY	
1 -		32.913	2:08.121	75.64	11.193	16:37:21.280	
2 -	1:27.681	32.773	2:00.454	80.45	3.526	16:39:21.734	
3 -	1:26.377	32.936	1:59.313	81.22	2.385	16:41:21.047	
4 -	1:27.025	33.167	2:00.192	80.63	3.264	16:43:21.239	
5 -	1:26.447	32.338	1:58.785	81.58	1.857	16:45:20.024	
6 -	1:26.345	32.272	1:58.617	81.70	1.689	16:47:18.641	
7 -	1:25.482	32.434	1:57.916 (3)	82.18	0.988	16:49:16.557	
8 -	1:26.229	32.144	1:58.373	81.87	1.445	16:51:14.930	
9 -	1:25.047	31.881	1:56.928 (1)	82.88		16:53:11.858	
10 -	1:25.815	31.936	1:57.751 (2)	82.30	0.823	16:55:09.609	

P22 77		Phil ATKINSON		Ducati 959 - ROSE MOT/Q Oil Treatments			
IDEAL LAP TIME : 1:43.522		BEST LAP TIME : 1:43.522		DIFFERENCE : 0.000			
LAP	SECTOR 1	SECTOR 2	LAP TIME	MPH	DIFF	TIME OF DAY	
1 -		32.290	2:12.175	73.32	28.653	16:37:25.334	
2 -	1:17.259	28.505	1:45.764	91.63	2.242	16:39:11.098	
3 -	1:21.822	30.621	1:52.443	86.18	8.921	16:41:03.541	
4 -	1:15.485	28.436	1:43.921 (2)	93.25	0.399	16:42:47.462	
5 -	1:17.423	28.666	1:46.089	91.35	2.567	16:44:33.551	
6 -	1:17.125	28.873	1:45.998	91.42	2.476	16:46:19.549	
7 -	1:15.309	28.972	1:44.281 (3)	92.93	0.759	16:48:03.830	
8 -	1:15.220	28.302	1:43.522 (1)	93.61		16:49:47.352	
9 -	1:18.365	IN PIT	1:57.702 P	82.33	14.180	16:51:45.054	

P23 86 C		Frederico LOPES		Yamaha R1 - FLR Procurement Ltd			
IDEAL LAP TIME : 1:48.356		BEST LAP TIME : 1:48.736		DIFFERENCE : 0.380			
LAP	SECTOR 1	SECTOR 2	LAP TIME	MPH	DIFF	TIME OF DAY	
1 -		31.032	2:00.806	80.22	12.070	16:37:13.965	
2 -	1:20.335	30.164	1:50.499	87.70	1.763	16:39:04.464	
3 -	1:19.904	30.077	1:49.981	88.11	1.245	16:40:54.445	
4 -	1:18.688	30.128	1:48.816 (2)	89.06	0.080	16:42:43.261	
5 -	1:19.585	29.842	1:49.427	88.56	0.691	16:44:32.688	
6 -	1:18.514	30.222	1:48.736 (1)	89.12		16:46:21.424	
7 -	1:19.054	30.309	1:49.363 (3)	88.61	0.627	16:48:10.787	
8 -	1:20.247	IN PIT	1:57.139 P	82.73	8.403	16:50:07.926	

P24 37		James BULL		MV Agusta - team bull racing			
IDEAL LAP TIME : 1:42.591		BEST LAP TIME : 1:42.591		DIFFERENCE : 0.000			
LAP	SECTOR 1	SECTOR 2	LAP TIME	MPH	DIFF	TIME OF DAY	
1 -		28.353	1:51.162	87.18	8.571	16:37:04.321	
2 -	1:15.238	28.249	1:43.487 (3)	93.64	0.896	16:38:47.808	
3 -	1:15.011	28.102	1:43.113 (2)	93.98	0.522	16:40:30.921	
4 -	1:14.658	27.933	1:42.591 (1)	94.46		16:42:13.512	
5 -	1:15.595	IN PIT	1:51.393 P	87.00	8.802	16:44:04.905	

P25 66		Stephen HARVEY		Kawasaki ZX10 -			
IDEAL LAP TIME :		BEST LAP TIME :		DIFFERENCE :			
LAP	SECTOR 1	SECTOR 2	LAP TIME	MPH	DIFF	TIME OF DAY	
1 -		31.325	2:03.596	78.41		16:37:16.755	

BMCRC - MRO Championships 2022 - Rnd 4 @ Oulton Park

Reactive Parts MRO Powerbikes inc Clubman 1000

RACE 18 - BEST SECTORS

SECTOR 1			SECTOR 2			IDEAL / BEST COMPARISON						
POS	NO	NAME	TIME	NO	NAME	TIME	POS	NO	NAME	IDEAL	BEST	DIFF
									PERFECT LAP	1:40.532		
1	26	WAINWRIGHT	1:13.200	28	ALLSOP	27.332	1	26	WAINWRIGHT	1:40.613	1:40.778	0.165
2	28	ALLSOP	1:13.399	26	WAINWRIGHT	27.413	2	28	ALLSOP	1:40.731	1:40.909	0.178
3	23	SYMONDS	1:13.939	23	SYMONDS	27.756	3	23	SYMONDS	1:41.695	1:41.976	0.281
4	25	SMITH	1:14.294	9	DIXON	27.904	4	9	DIXON	1:42.324	1:42.627	0.303
5	121	TUNSTALL	1:14.349	150	MIDDLEMAS	27.909	5	150	MIDDLEMAS	1:42.360	1:42.806	0.446
6	98	DICKINSON	1:14.394	37	BULL	27.933	6	98	DICKINSON	1:42.393	1:42.526	0.133
7	9	DIXON	1:14.420	98	DICKINSON	27.999	7	121	TUNSTALL	1:42.452	1:42.544	0.092
8	150	MIDDLEMAS	1:14.451	48	WILSON	28.002	8	25	SMITH	1:42.464	1:42.548	0.084
9	48	WILSON	1:14.625	121	TUNSTALL	28.103	9	37	BULL	1:42.591	1:42.591	0.000
10	37	BULL	1:14.658	2	BAKER	28.105	10	48	WILSON	1:42.627	1:42.627	0.000
11	2	BAKER	1:14.962	25	SMITH	28.170	11	2	BAKER	1:43.067	1:43.237	0.170
12	77	ATKINSON	1:15.220	77	ATKINSON	28.302	12	77	ATKINSON	1:43.522	1:43.522	0.000
13	155	MAJOR-BIRD	1:16.180	222	ROOKE	28.557	13	155	MAJOR-BIRD	1:44.784	1:44.909	0.125
14	53	McGLYNN	1:16.960	155	MAJOR-BIRD	28.604	14	53	McGLYNN	1:45.932	1:46.197	0.265
15	449	WALLINGTON	1:17.415	53	McGLYNN	28.972	15	449	WALLINGTON	1:46.399	1:46.652	0.253
16	221	VENN	1:17.449	449	WALLINGTON	28.984	16	222	ROOKE	1:46.432	1:47.192	0.760
17	222	ROOKE	1:17.875	221	VENN	28.986	17	221	VENN	1:46.435	1:46.680	0.245
18	57	FORBES-COWDRY	1:17.905	57	FORBES-COWDRY	29.064	18	57	FORBES-COWDRY	1:46.969	1:46.969	0.000
19	17	BAKER	1:18.066	17	BAKER	29.401	19	17	BAKER	1:47.467	1:47.755	0.288
20	86	LOPES	1:18.514	86	LOPES	29.842	20	86	LOPES	1:48.356	1:48.736	0.380
21	46	GATES	1:19.267	46	GATES	29.901	21	46	GATES	1:49.168	1:49.426	0.258
22	333	HOUGHTON	1:19.795	333	HOUGHTON	29.902	22	333	HOUGHTON	1:49.697	1:49.933	0.236
23	110	CLARKE	1:20.816	110	CLARKE	30.107	23	110	CLARKE	1:50.923	1:50.930	0.007
24	163	SMULOVIC	1:25.047	66	HARVEY	31.325	24	163	SMULOVIC	1:56.928	1:56.928	0.000
25				163	SMULOVIC	31.881	25	66	HARVEY			

BMCRC - MRO Championships 2022 - Rnd 4 @ Oulton Park

Reactive Parts MRO Powerbikes inc Clubman 1000

RACE 18 - STATISTICS

Competitors Started 25
Planned Start 2022-06-04 @ 17:00:00.000
Actual Start 2022-06-04 @ 16:35:13.159
Finish Time 2022-06-04 @ 16:53:53.242
Track Length 2.6920mi.
Total Laps 252
Total Distance Covered 678.3911mi.

Session Fastest Lap History

NO	CL	NAME	LAP TIME	TIME OF DAY	LAP	VEHICLE
26		Josh WAINWRIGHT	1:41.275	16:38:41.427	2	Honda CBR1000RR
28		Greg ALLSOP	1:41.093	16:38:42.001	2	Yamaha R1
28		Greg ALLSOP	1:40.909	16:40:22.910	3	Yamaha R1
26		Josh WAINWRIGHT	1:40.778	16:53:53.494	11	Honda CBR1000RR

Session Leader History

NO	CL	NAME	FROM LAP	LAPS LED	DISTANCE	VEHICLE
26		Josh WAINWRIGHT	1	2	5.38 miles	Honda CBR1000RR
28		Greg ALLSOP	3	4	10.76 miles	Yamaha R1
26		Josh WAINWRIGHT	7	1	2.69 miles	Honda CBR1000RR
28		Greg ALLSOP	8	4	10.76 miles	Yamaha R1

Flag History

TYPE	TIME OF DAY
GREEN	16:35:13.159
FINISH	16:53:53.242

Flag Statistics

TYPE	COUNT	TOTAL LAPS	TOTAL TIME
Green	1	11	20:36.647
Red	0	0	0.000
Safety Car	0	0	0.000
FCY	0	0	0.000

BMCRC - MRO Championships 2022 - Rnd 4 @ Oulton Park

Reactive Parts MRO Powerbikes inc Clubman 1000

RACE 18 - STATISTICS

CLASS :

16 Starters

Fastest Lap History

NO	NAME	LAP TIME	TIME OF DAY	LAP	VEHICLE
26	Josh WAINWRIGHT	1:41.275	16:38:41.427	2	Honda CBR1000RR
28	Greg ALLSOP	1:41.093	16:38:42.001	2	Yamaha R1
28	Greg ALLSOP	1:40.909	16:40:22.910	3	Yamaha R1
26	Josh WAINWRIGHT	1:40.778	16:53:53.494	11	Honda CBR1000RR

Leader History

NO	NAME	FROM LAP	LAPS LED	DISTANCE	VEHICLE
26	Josh WAINWRIGHT	1	2	5.38 miles	Honda CBR1000RR
28	Greg ALLSOP	3	4	10.76 miles	Yamaha R1
26	Josh WAINWRIGHT	7	1	2.69 miles	Honda CBR1000RR
28	Greg ALLSOP	8	4	10.76 miles	Yamaha R1

BMCRC - MRO Championships 2022 - Rnd 4 @ Oulton Park

Reactive Parts MRO Powerbikes inc Clubman 1000

RACE 18 - STATISTICS

CLASS : C

9 Starters

Fastest Lap History

NO	NAME	LAP TIME	TIME OF DAY	LAP	VEHICLE
449	Luke WALLINGTON	1:46.863	16:38:53.520	2	Yamaha R1 4C8
53	Seamus McGLYNN	1:46.359	16:40:40.944	3	Yamaha R1
53	Seamus McGLYNN	1:46.197	16:42:27.163	4	Yamaha R1

Leader History

NO	NAME	FROM LAP	LAPS LED	DISTANCE	VEHICLE
449	Luke WALLINGTON	1	3	8.07 miles	Yamaha R1 4C8
53	Seamus McGLYNN	4	8	21.53 miles	Yamaha R1



L & W CONTRACTORS

BMCRC ROOKIE 600 & 1000



BMCRC-MRO Championships - Round 4
Oulton Park International
3rd / 4th June 2022



Timing & Results Provided by Timing Solutions Ltd

www.tsl-timing.com

BMCRC - MRO Championships 2022 - Rnd 4 @ Oulton Park

L&W / BMCRC Rookie 600 & Rookie 1000

QUALIFYING - CLASSIFICATION



CONTRACTORS LTD

POS	NO	CL	PIC NAME	ENTRY	TIME	ON	LAPS	GAP	DIFF	MPH
1	449	1000	1 Luke WALLINGTON	Yamaha R1 4C8 - BW Bespoke Developments Ltd	1:55.200	6	6			84.12
2	334	1000	2 Anthony BRANDISH	Suzuki GSXR 1000 - BW bespoke developments ltd	1:56.693	5	5	1.493	1.493	83.04
3	224	1000	3 Lee HEALEY	Suzuki GSXR 1000R - F-Tech Fire & Electrical Ltd / Ark	1:57.261	6	6	2.061	0.568	82.64
4	141	600	1 Henry ROSS	Yamaha R6 -	1:57.704	5	6	2.504	0.443	82.33
5	46	600	2 Pete MARSH	Kawasaki ZX6R - Zipped Up Racing	2:01.748	5	6	6.548	4.044	79.60
6	23	1000	4 Harry HINCHCLIFFE	Kawasaki ZX10R - JDL Electrical	2:01.819	6	6	6.619	0.071	79.55
7	120	600	3 James GOWER	Yamaha R6 - TeamRubyRacing	2:02.256	6	6	7.056	0.437	79.27
8	34	1000	5 Ben CHEESEMAN	Kawasaki ZX10RR - BCH Services Kent Ltd	2:02.725	6	6	7.525	0.469	78.96
9	58	600	4 Paul NICHOLAS	Yamaha YZF R6 - Harris Autos Repairs	2:02.769	5	6	7.569	0.044	78.93
10	36	1000	6 Alan MORGAN	Suzuki GSXR 1000 - Little Duck Racing	2:02.983	6	6	7.783	0.214	78.80
11	29	600	5 Michael SHEPPHARD	Kawasaki ZX6R - RTR Performance, KRS Solutions	2:03.722	5	6	8.522	0.739	78.33
12	640	1000	7 Dominic BREWIN	Suzuki GSXR 1000 - The Crown Inn - Heather	2:04.854	5	6	9.654	1.132	77.62
13	222	1000	8 Daniel MERCER	Honda CBR1000RR - McLovin Racing	2:05.202	4	6	10.002	0.348	77.40
14	42	600	6 Kai EVANS	Kawasaki ZX6R - CBS Ltd Construction and Engineerin	2:05.272	3	3	10.072	0.070	77.36
15	281	1000	9 Daniel FARLEY	Suzuki GSXR - F-TECH FIRE & ELECTRICAL LTD	2:06.428	5	6	11.228	1.156	76.65
16	53	600	7 Anthony FITTON	Yamaha R6 -	2:07.510	5	6	12.310	1.082	76.00
17	113	1000	10 Jonathan GOOD	Kawasaki ZX10R -	2:08.530	5	5	13.330	1.020	75.40
18	56	1000	11 Paul HARRIS	Kawasaki ZX10R - Elmech Racing	2:08.615	5	6	13.415	0.085	75.35
19	41	600	8 Toby COOK	Triumph Daytona - Brixham Bodyworks	2:09.217	6	6	14.017	0.602	75.00
20	45	1000	12 Glenn SMITH	Kawasaki ZX10R - Team Blumpkin Racing	2:09.654	4	6	14.454	0.437	74.74
21	28	600	9 Craig BICKNELL	Yamaha R6 - On Point Security LTD	2:10.850	5	5	15.650	1.196	74.06
22	274	1000	13 Stewart LATIMER	Suzuki GSXR1000 R - Fat Bloke Racing RR	2:11.581	5	6	16.381	0.731	73.65
23	152	600	10 Peter GILBERT	Honda CBR600RR -	2:15.006	5	5	19.806	3.425	71.78
24	444	600	11 Micheal HANRAHAN	Yamaha R600 - T G CAD SERVICES/ G and g mobility	2:25.315	5	5	30.115	10.309	66.69
25	26	600	12 Max BARNES	Triumph Daytona -	2:26.718	1	1	31.518	1.403	66.05
26	888	1000	14 Paul FAGG	Yamaha R1 4C8 -	2:27.274	1	3	32.074	0.556	65.80
27	50	1000	15 Jason PAES	Aprilia RSV4 -	2:28.038	2	3	32.838	0.764	65.46
28	84	1000	16 Colin McPHERSON	Kawasaki ZX10R -	2:29.597	5	5	34.397	1.559	64.78

Weather / Track : Sunny / Drying

These results are provisional until the conclusion of any judicial and technical matters.

Oulton Park International: 2.6920 miles

Date: 03/06/2022 Start: 10:43 Finish: 10:55

Clerk Of Course :	Stewards :	Timekeeper : Richard Evans
-------------------	------------	----------------------------

Results can be found at www.tsl-timing.com

Printed - 10:58 Friday, 03 June 2022



BMCRC - MRO Championships 2022 - Rnd 4 @ Oulton Park

L&W / BMRRC Rookie 600 & Rookie 1000

QUALIFYING - SECTOR ANALYSIS



SECTOR 1 = FL to I1, SECTOR 2 = I1 to FL, DIFF = Difference To Personal Best Lap, P = Crossed Finish Line in Pit Lane, D = Time Disallowed

P1		449	1000	Luke WALLINGTON	Yamaha R1 4C8 - BW Bespoke Developments Ltd						
IDEAL LAP TIME :		1:54.625		BEST LAP TIME :		1:55.200		DIFFERENCE :		0.575	
LAP	SECTOR 1	SECTOR 2		LAP TIME	MPH	DIFF	TIME OF DAY				
1 -	1:32.337	33.293		2:05.630	77.14	10.430	10:46:01.682				
2 -	1:27.129	32.349		1:59.478	81.11	4.278	10:48:01.160				
3 -	1:26.175	32.401		1:58.576 (3)	81.73	3.376	10:49:59.736				
4 -	1:26.335	32.607		1:58.942	81.47	3.742	10:51:58.678				
5 -	1:23.769	31.919		1:55.688 (2)	83.77	0.488	10:53:54.366				
6 -	1:24.344	30.856		1:55.200 (1)	84.12		10:55:49.566				

P2		334	1000	Anthony BRANDISH	Suzuki GSXR 1000 - BW bespoke developments ltd						
IDEAL LAP TIME :		1:56.383		BEST LAP TIME :		1:56.693		DIFFERENCE :		0.310	
LAP	SECTOR 1	SECTOR 2		LAP TIME	MPH	DIFF	TIME OF DAY				
1 -	1:31.705	32.687		2:04.392	77.90	7.699	10:46:02.225				
2 -	1:27.074	32.145		1:59.219 (3)	81.28	2.526	10:48:01.444				
3 -	1:26.507	32.829		1:59.336	81.21	2.643	10:50:00.780				
4 -	1:25.765	32.262		1:58.027 (2)	82.11	1.334	10:51:58.807				
5 -	1:24.238	32.455		1:56.693 (1)	83.04		10:53:55.500				

P3		224	1000	Lee HEALEY	Suzuki GSXR 1000R - F-Tech Fire & Electrical Ltd / Ark Joinery						
IDEAL LAP TIME :		1:57.261		BEST LAP TIME :		1:57.261		DIFFERENCE :		0.000	
LAP	SECTOR 1	SECTOR 2		LAP TIME	MPH	DIFF	TIME OF DAY				
1 -	1:49.516	38.933		2:28.449	65.28	31.188	10:46:00.178				
2 -	1:32.985	35.431		2:08.416	75.46	11.155	10:48:08.594				
3 -	1:27.578	33.523		2:01.101	80.02	3.840	10:50:09.695				
4 -	1:26.100	32.553		1:58.653 (2)	81.67	1.392	10:52:08.348				
5 -	1:27.040	32.830		1:59.870 (3)	80.84	2.609	10:54:08.218				
6 -	1:24.769	32.492		1:57.261 (1)	82.64		10:56:05.479				

P4		141	600	Henry ROSS	Yamaha R6 -						
IDEAL LAP TIME :		1:57.311		BEST LAP TIME :		1:57.704		DIFFERENCE :		0.393	
LAP	SECTOR 1	SECTOR 2		LAP TIME	MPH	DIFF	TIME OF DAY				
1 -	1:42.918	38.236		2:21.154	68.65	23.450	10:46:43.893				
2 -	1:35.050	35.563		2:10.613	74.19	12.909	10:48:54.506				
3 -	1:34.570	34.596		2:09.166	75.02	11.462	10:51:03.672				
4 -	1:27.742	32.284		2:00.026 (3)	80.74	2.322	10:53:03.698				
5 -	1:25.066	32.638		1:57.704 (1)	82.33		10:55:01.402				
6 -	1:26.830	32.245		1:59.075 (2)	81.38	1.371	10:57:00.477				

P5		46	600	Pete MARSH	Kawasaki ZX6R - Zipped Up Racing						
IDEAL LAP TIME :		2:01.748		BEST LAP TIME :		2:01.748		DIFFERENCE :		0.000	
LAP	SECTOR 1	SECTOR 2		LAP TIME	MPH	DIFF	TIME OF DAY				
1 -	1:44.486	35.311		2:19.797	69.32	18.049	10:46:06.282				
2 -	1:31.529	34.993		2:06.522	76.59	4.774	10:48:12.804				
3 -	1:30.478	33.791		2:04.269	77.98	2.521	10:50:17.073				
4 -	1:28.822	33.507		2:02.329 (2)	79.22	0.581	10:52:19.402				
5 -	1:28.356	33.392		2:01.748 (1)	79.60		10:54:21.150				
6 -	1:28.562	34.228		2:02.790 (3)	78.92	1.042	10:56:23.940				

P6		23	1000	Harry HINCHCLIFFE	Kawasaki ZX10R - JDL Electrical						
IDEAL LAP TIME :		2:01.819		BEST LAP TIME :		2:01.819		DIFFERENCE :		0.000	
LAP	SECTOR 1	SECTOR 2		LAP TIME	MPH	DIFF	TIME OF DAY				
1 -	1:48.373	37.702		2:26.075	66.34	24.256	10:46:26.387				
2 -	1:42.471	37.113		2:19.584	69.42	17.765	10:48:45.971				
3 -	1:35.462	35.019		2:10.481	74.27	8.662	10:50:56.452				
4 -	1:29.052	34.186		2:03.238 (3)	78.63	1.419	10:52:59.690				
5 -	1:28.565	33.486		2:02.051 (2)	79.40	0.232	10:55:01.741				
6 -	1:28.521	33.298		2:01.819 (1)	79.55		10:57:03.560				

BMCRC - MRO Championships 2022 - Rnd 4 @ Oulton Park

L&W / BMCRC Rookie 600 & Rookie 1000

QUALIFYING - SECTOR ANALYSIS



SECTOR 1 = FL to I1, SECTOR 2 = I1 to FL, DIFF = Difference To Personal Best Lap, P = Crossed Finish Line in Pit Lane, D = Time Disallowed

P7 120 600 James GOWER		Yamaha R6 - TeamRubyRacing				
IDEAL LAP TIME : 2:01.778		BEST LAP TIME : 2:02.256		DIFFERENCE : 0.478		
LAP	SECTOR 1	SECTOR 2	LAP TIME	MPH	DIFF	TIME OF DAY
1 -	1:43.468	35.941	2:19.409	69.51	17.153	10:45:49.735
2 -	1:35.175	34.951	2:10.126	74.47	7.870	10:47:59.861
3 -	1:32.122	33.494	2:05.616	77.15	3.360	10:50:05.477
4 -	1:30.078	32.893	2:02.971 (2)	78.80	0.715	10:52:08.448
5 -	1:31.561	33.658	2:05.219 (3)	77.39	2.963	10:54:13.667
6 -	1:28.885	33.371	2:02.256 (1)	79.27		10:56:15.923

P8 34 1000 Ben CHEESEMAN		Kawasaki ZX10RR - BCH Services Kent Ltd				
IDEAL LAP TIME : 2:01.493		BEST LAP TIME : 2:02.725		DIFFERENCE : 1.232		
LAP	SECTOR 1	SECTOR 2	LAP TIME	MPH	DIFF	TIME OF DAY
1 -	1:41.209	35.624	2:16.833	70.82	14.108	10:45:47.382
2 -	1:33.369	34.883	2:08.252	75.56	5.527	10:47:55.634
3 -	1:31.496	34.555	2:06.051	76.88	3.326	10:50:01.685
4 -	1:29.584	34.608	2:04.192 (2)	78.03	1.467	10:52:05.877
5 -	1:32.078	33.488	2:05.566 (3)	77.18	2.841	10:54:11.443
6 -	1:28.005	34.720	2:02.725 (1)	78.96		10:56:14.168

P9 58 600 Paul NICHOLAS		Yamaha YZF R6 - Harris Autos Repairs				
IDEAL LAP TIME : 2:02.769		BEST LAP TIME : 2:02.769		DIFFERENCE : 0.000		
LAP	SECTOR 1	SECTOR 2	LAP TIME	MPH	DIFF	TIME OF DAY
1 -	1:48.842	38.541	2:27.383	65.75	24.614	10:46:30.959
2 -	1:38.275	36.817	2:15.092	71.73	12.323	10:48:46.051
3 -	1:35.107	34.480	2:09.587	74.78	6.818	10:50:55.638
4 -	1:30.476	34.533	2:05.009 (2)	77.52	2.240	10:53:00.647
5 -	1:29.190	33.579	2:02.769 (1)	78.93		10:55:03.416
6 -	1:30.099	37.175	2:07.274 (3)	76.14	4.505	10:57:10.690

P10 36 1000 Alan MORGAN		Suzuki GSXR 1000 - Little Duck Racing				
IDEAL LAP TIME : 2:02.802		BEST LAP TIME : 2:02.983		DIFFERENCE : 0.181		
LAP	SECTOR 1	SECTOR 2	LAP TIME	MPH	DIFF	TIME OF DAY
1 -	1:50.947	37.486	2:28.433	65.29	25.450	10:46:17.216
2 -	1:37.149	34.598	2:11.747	73.55	8.764	10:48:28.963
3 -	1:32.723	36.447	2:09.170	75.02	6.187	10:50:38.133
4 -	1:31.553	33.731	2:05.284 (3)	77.35	2.301	10:52:43.417
5 -	1:30.315	34.325	2:04.640 (2)	77.75	1.657	10:54:48.057
6 -	1:30.496	32.487	2:02.983 (1)	78.80		10:56:51.040

P11 29 600 Michael SHEPPHARD		Kawasaki ZX6R - RTR Performance, KRS Solutions				
IDEAL LAP TIME : 2:03.441		BEST LAP TIME : 2:03.722		DIFFERENCE : 0.281		
LAP	SECTOR 1	SECTOR 2	LAP TIME	MPH	DIFF	TIME OF DAY
1 -	1:46.422	37.529	2:23.951	67.32	20.229	10:46:25.727
2 -	1:42.782	36.890	2:19.672	69.38	15.950	10:48:45.399
3 -	1:35.300	34.344	2:09.644 (3)	74.75	5.922	10:50:55.043
4 -	1:30.108	34.921	2:05.029 (2)	77.51	1.307	10:53:00.072
5 -	1:30.389	33.333	2:03.722 (1)	78.33		10:55:03.794
6 -	1:42.740	IN PIT	2:28.517 P	65.25	24.795	10:57:32.311

P12 640 1000 Dominic BREWIN		Suzuki GSXR 1000 - The Crown Inn - Heather				
IDEAL LAP TIME : 2:04.854		BEST LAP TIME : 2:04.854		DIFFERENCE : 0.000		
LAP	SECTOR 1	SECTOR 2	LAP TIME	MPH	DIFF	TIME OF DAY
1 -	1:50.183	41.812	2:31.995	63.76	27.141	10:46:15.295
2 -	1:35.634	35.452	2:11.086	73.93	6.232	10:48:26.381
3 -	1:35.267	36.119	2:11.386	73.76	6.532	10:50:37.767
4 -	1:33.594	33.811	2:07.405 (3)	76.06	2.551	10:52:45.172
5 -	1:31.410	33.444	2:04.854 (1)	77.62		10:54:50.026
6 -	1:33.063	34.008	2:07.071 (2)	76.26	2.217	10:56:57.097

BMCRC - MRO Championships 2022 - Rnd 4 @ Oulton Park

L&W / BMCRC Rookie 600 & Rookie 1000

QUALIFYING - SECTOR ANALYSIS



SECTOR 1 = FL to I1, SECTOR 2 = I1 to FL, DIFF = Difference To Personal Best Lap, P = Crossed Finish Line in Pit Lane, D = Time Disallowed

P13 222 1000 Daniel MERCER		Honda CBR1000RR - McLovin Racing				
IDEAL LAP TIME : 2:04.442		BEST LAP TIME : 2:05.202		DIFFERENCE : 0.760		
LAP	SECTOR 1	SECTOR 2	LAP TIME	MPH	DIFF	TIME OF DAY
1 -	1:41.181	36.777	2:17.958	70.24	12.756	10:45:45.753
2 -	1:34.361	34.940	2:09.301	74.95	4.099	10:47:55.054
3 -	1:30.915	34.456	2:05.371 (2)	77.30	0.169	10:50:00.425
4 -	1:30.261	34.941	2:05.202 (1)	77.40		10:52:05.627
5 -	1:34.211	36.012	2:10.223	74.42	5.021	10:54:15.850
6 -	1:33.400	34.181	2:07.581 (3)	75.96	2.379	10:56:23.431

P14 42 600 Kai EVANS		Kawasaki ZX6R - CBS Ltd Construction and Engineering				
IDEAL LAP TIME : 2:05.272		BEST LAP TIME : 2:05.272		DIFFERENCE : 0.000		
LAP	SECTOR 1	SECTOR 2	LAP TIME	MPH	DIFF	TIME OF DAY
1 -	OUTLAP	40.033	2:41.120	60.14	35.848	10:52:05.309
2 -	1:34.253	35.960	2:10.213 (2)	74.42	4.941	10:54:15.522
3 -	1:31.078	34.194	2:05.272 (1)	77.36		10:56:20.794

P15 281 1000 Daniel FARLEY		Suzuki GSXR - F-TECH FIRE & ELECTRICAL LTD				
IDEAL LAP TIME : 2:06.253		BEST LAP TIME : 2:06.428		DIFFERENCE : 0.175		
LAP	SECTOR 1	SECTOR 2	LAP TIME	MPH	DIFF	TIME OF DAY
1 -	1:52.325	38.800	2:31.125	64.12	24.697	10:46:01.511
2 -	1:35.360	35.654	2:11.014	73.97	4.586	10:48:12.525
3 -	1:33.973	34.675	2:08.648	75.33	2.220	10:50:21.173
4 -	1:32.445	34.534	2:06.979 (3)	76.32	0.551	10:52:28.152
5 -	1:32.161	34.267	2:06.428 (1)	76.65		10:54:34.580
6 -	1:31.986	34.562	2:06.548 (2)	76.58	0.120	10:56:41.128

P16 53 600 Anthony FITTON		Yamaha R6 -				
IDEAL LAP TIME : 2:06.406		BEST LAP TIME : 2:07.510		DIFFERENCE : 1.104		
LAP	SECTOR 1	SECTOR 2	LAP TIME	MPH	DIFF	TIME OF DAY
1 -	1:49.956	39.262	2:29.218	64.94	21.708	10:46:10.903
2 -	1:36.630	36.804	2:13.434	72.62	5.924	10:48:24.337
3 -	1:36.994	36.753	2:13.747	72.45	6.237	10:50:38.084
4 -	1:34.888	35.518	2:10.406 (3)	74.31	2.896	10:52:48.490
5 -	1:32.332	35.178	2:07.510 (1)	76.00		10:54:56.000
6 -	1:34.817	34.074	2:08.891 (2)	75.18	1.381	10:57:04.891

P17 113 1000 Jonathan GOOD		Kawasaki ZX10R -				
IDEAL LAP TIME : 2:08.530		BEST LAP TIME : 2:08.530		DIFFERENCE : 0.000		
LAP	SECTOR 1	SECTOR 2	LAP TIME	MPH	DIFF	TIME OF DAY
1 -	1:55.229	41.787	2:37.016	61.72	28.486	10:46:23.092
2 -	1:47.213	39.973	2:27.186	65.84	18.656	10:48:50.278
3 -	1:41.188	37.048	2:18.236 (3)	70.10	9.706	10:51:08.514
4 -	1:36.112	36.154	2:12.266 (2)	73.27	3.736	10:53:20.780
5 -	1:34.026	34.504	2:08.530 (1)	75.40		10:55:29.310

P18 56 1000 Paul HARRIS		Kawasaki ZX10R - Elmech Racing				
IDEAL LAP TIME : 2:07.638		BEST LAP TIME : 2:08.615		DIFFERENCE : 0.977		
LAP	SECTOR 1	SECTOR 2	LAP TIME	MPH	DIFF	TIME OF DAY
1 -	1:50.003	40.698	2:30.701	64.30	22.086	10:46:01.660
2 -	1:44.102	38.159	2:22.261	68.12	13.646	10:48:23.921
3 -	1:37.191	36.275	2:13.466	72.61	4.851	10:50:37.387
4 -	1:35.376	35.145	2:10.521 (2)	74.25	1.906	10:52:47.908
5 -	1:32.737	35.878	2:08.615 (1)	75.35		10:54:56.523
6 -	1:36.650	34.901	2:11.551 (3)	73.66	2.936	10:57:08.074

BMCRC - MRO Championships 2022 - Rnd 4 @ Oulton Park

L&W / BMCRC Rookie 600 & Rookie 1000

QUALIFYING - SECTOR ANALYSIS



SECTOR 1 = FL to I1, SECTOR 2 = I1 to FL, DIFF = Difference To Personal Best Lap, P = Crossed Finish Line in Pit Lane, D = Time Disallowed

P19 41 600 Toby COOK		Triumph Daytona - Brixham Bodyworks				
IDEAL LAP TIME : 2:09.217		BEST LAP TIME : 2:09.217		DIFFERENCE : 0.000		
LAP	SECTOR 1	SECTOR 2	LAP TIME	MPH	DIFF	TIME OF DAY
1 -	1:51.628	39.553	2:31.181	64.10	21.964	10:46:18.037
2 -	1:46.898	39.199	2:26.097	66.33	16.880	10:48:44.134
3 -	1:38.391	36.356	2:14.747	71.92	5.530	10:50:58.881
4 -	1:35.906	36.460	2:12.366 (3)	73.21	3.149	10:53:11.247
5 -	1:34.170	35.995	2:10.165 (2)	74.45	0.948	10:55:21.412
6 -	1:33.574	35.643	2:09.217 (1)	75.00		10:57:30.629

P20 45 1000 Glenn SMITH		Kawasaki ZX10R - Team Blumpkin Racing				
IDEAL LAP TIME : 2:09.654		BEST LAP TIME : 2:09.654		DIFFERENCE : 0.000		
LAP	SECTOR 1	SECTOR 2	LAP TIME	MPH	DIFF	TIME OF DAY
1 -	1:50.759	38.803	2:29.562	64.79	19.908	10:46:02.308
2 -	1:39.276	35.938	2:15.214	71.67	5.560	10:48:17.522
3 -	1:35.829	35.700	2:11.529 (3)	73.68	1.875	10:50:29.051
4 -	1:34.379	35.275	2:09.654 (1)	74.74		10:52:38.705
5 -	1:34.899	35.397	2:10.296 (2)	74.37	0.642	10:54:49.001
6 -	1:40.221	IN PIT	2:29.972 P	64.62	20.318	10:57:18.973

P21 28 600 Craig BICKNELL		Yamaha R6 - On Point Security LTD				
IDEAL LAP TIME : 2:10.850		BEST LAP TIME : 2:10.850		DIFFERENCE : 0.000		
LAP	SECTOR 1	SECTOR 2	LAP TIME	MPH	DIFF	TIME OF DAY
1 -	1:59.427	42.613	2:42.040	59.80	31.190	10:46:15.904
2 -	1:48.704	39.470	2:28.174	65.40	17.324	10:48:44.078
3 -	1:45.731	38.619	2:24.350 (3)	67.13	13.500	10:51:08.428
4 -	1:38.160	36.214	2:14.374 (2)	72.12	3.524	10:53:22.802
5 -	1:34.903	35.947	2:10.850 (1)	74.06		10:55:33.652

P22 274 1000 Stewart LATIMER		Suzuki GSXR1000 R - Fat Bloke Racing RR				
IDEAL LAP TIME : 2:11.581		BEST LAP TIME : 2:11.581		DIFFERENCE : 0.000		
LAP	SECTOR 1	SECTOR 2	LAP TIME	MPH	DIFF	TIME OF DAY
1 -	1:46.050	38.362	2:24.412	67.10	12.831	10:45:53.731
2 -	1:38.769	38.460	2:17.229	70.62	5.648	10:48:10.960
3 -	1:40.329	37.874	2:18.203	70.12	6.622	10:50:29.163
4 -	1:37.989	37.078	2:15.067 (3)	71.75	3.486	10:52:44.230
5 -	1:35.811	35.770	2:11.581 (1)	73.65		10:54:55.811
6 -	1:36.681	37.158	2:13.839 (2)	72.41	2.258	10:57:09.650

P23 152 600 Peter GILBERT		Honda CBR600RR -				
IDEAL LAP TIME : 2:15.006		BEST LAP TIME : 2:15.006		DIFFERENCE : 0.000		
LAP	SECTOR 1	SECTOR 2	LAP TIME	MPH	DIFF	TIME OF DAY
1 -	1:49.941	38.760	2:28.701	65.17	13.695	10:46:29.586
2 -	1:44.254	39.236	2:23.490	67.53	8.484	10:48:53.076
3 -	1:40.050	37.680	2:17.730 (3)	70.36	2.724	10:51:10.806
4 -	1:38.972	37.340	2:16.312 (2)	71.09	1.306	10:53:27.118
5 -	1:38.010	36.996	2:15.006 (1)	71.78		10:55:42.124

P24 444 600 Micheal HANRAHAN		Yamaha R600 - T G CAD SERVICES/ G and g mobility services				
IDEAL LAP TIME : 2:24.867		BEST LAP TIME : 2:25.315		DIFFERENCE : 0.448		
LAP	SECTOR 1	SECTOR 2	LAP TIME	MPH	DIFF	TIME OF DAY
1 -	1:55.475	41.339	2:36.814	61.80	11.499	10:46:21.862
2 -	1:51.575	40.956	2:32.531	63.53	7.216	10:48:54.393
3 -	1:51.644	40.224	2:31.868 (3)	63.81	6.553	10:51:26.261
4 -	1:47.679	39.928	2:27.607 (2)	65.65	2.292	10:53:53.868
5 -	1:44.939	40.376	2:25.315 (1)	66.69		10:56:19.183

BMCRC - MRO Championships 2022 - Rnd 4 @ Oulton Park

L&W / BMCRC Rookie 600 & Rookie 1000

QUALIFYING - SECTOR ANALYSIS



SECTOR 1 = FL to I1, SECTOR 2 = I1 to FL, DIFF = Difference To Personal Best Lap, P = Crossed Finish Line in Pit Lane, D = Time Disallowed

P25	26	600	Max BARNES	Triumph Daytona -		
IDEAL LAP TIME : 2:26.718		BEST LAP TIME : 2:26.718		DIFFERENCE : 0.000		
LAP	SECTOR 1	SECTOR 2	LAP TIME	MPH	DIFF	TIME OF DAY
1 -	1:48.000	38.718	2:26.718 (1)	66.05		10:46:24.682
P26	888	1000	Paul FAGG	Yamaha R1 4C8 -		
IDEAL LAP TIME : 2:26.616		BEST LAP TIME : 2:27.274		DIFFERENCE : 0.658		
LAP	SECTOR 1	SECTOR 2	LAP TIME	MPH	DIFF	TIME OF DAY
1 -	1:48.175	39.099	2:27.274 (1)	65.80		10:46:26.887
2 -	1:47.517	40.353	2:27.870 (2)	65.53	0.596	10:48:54.757
3 -	1:52.693	IN PIT	2:41.621 P	59.96	14.347	10:51:36.378
P27	50	1000	Jason PAES	Aprilia RSV4 -		
IDEAL LAP TIME : 2:25.771		BEST LAP TIME : 2:28.038		DIFFERENCE : 2.267		
LAP	SECTOR 1	SECTOR 2	LAP TIME	MPH	DIFF	TIME OF DAY
1 -	1:52.002	41.286	2:33.288 (2)	63.22	5.250	10:46:19.458
2 -	1:47.480	40.558	2:28.038 (1)	65.46		10:48:47.496
3 -	1:45.213	IN PIT	2:30.795 P	64.26	2.757	10:51:18.291
P28	84	1000	Colin McPHERSON	Kawasaki ZX10R -		
IDEAL LAP TIME : 2:29.597		BEST LAP TIME : 2:29.597		DIFFERENCE : 0.000		
LAP	SECTOR 1	SECTOR 2	LAP TIME	MPH	DIFF	TIME OF DAY
1 -	2:01.460	43.437	2:44.897	58.77	15.300	10:46:15.064
2 -	1:55.018	42.905	2:37.923	61.36	8.326	10:48:52.987
3 -	1:53.775	42.998	2:36.773 (3)	61.81	7.176	10:51:29.760
4 -	1:51.002	42.354	2:33.356 (2)	63.19	3.759	10:54:03.116
5 -	1:48.227	41.370	2:29.597 (1)	64.78		10:56:32.713

BMCRC - MRO Championships 2022 - Rnd 4 @ Oulton Park

L&W / BMCRC Rookie 600 & Rookie 1000

QUALIFYING - BEST SECTORS

SECTOR 1				SECTOR 2				IDEAL / BEST COMPARISON				
POS	NO	NAME	TIME	NO	NAME	TIME	POS	NO	NAME	IDEAL	BEST	DIFF
									PERFECT LAP	1:54.625		
1	449	WALLINGTON	1:23.769	449	WALLINGTON	30.856	1	449	WALLINGTON	1:54.625	1:55.200	0.575
2	334	BRANDISH	1:24.238	334	BRANDISH	32.145	2	334	BRANDISH	1:56.383	1:56.693	0.310
3	224	HEALEY	1:24.769	141	ROSS	32.245	3	224	HEALEY	1:57.261	1:57.261	0.000
4	141	ROSS	1:25.066	36	MORGAN	32.487	4	141	ROSS	1:57.311	1:57.704	0.393
5	34	CHEESEMAN	1:28.005	224	HEALEY	32.492	5	34	CHEESEMAN	2:01.493	2:02.725	1.232
6	46	MARSH	1:28.356	120	GOWER	32.893	6	46	MARSH	2:01.748	2:01.748	0.000
7	23	HINCHCLIFFE	1:28.521	23	HINCHCLIFFE	33.298	7	120	GOWER	2:01.778	2:02.256	0.478
8	120	GOWER	1:28.885	29	SHEPPHARD	33.333	8	23	HINCHCLIFFE	2:01.819	2:01.819	0.000
9	58	NICHOLAS	1:29.190	46	MARSH	33.392	9	58	NICHOLAS	2:02.769	2:02.769	0.000
10	29	SHEPPHARD	1:30.108	640	BREWIN	33.444	10	36	MORGAN	2:02.802	2:02.983	0.181
11	222	MERCER	1:30.261	34	CHEESEMAN	33.488	11	29	SHEPPHARD	2:03.441	2:03.722	0.281
12	36	MORGAN	1:30.315	58	NICHOLAS	33.579	12	222	MERCER	2:04.442	2:05.202	0.760
13	42	EVANS	1:31.078	53	FITTON	34.074	13	640	BREWIN	2:04.854	2:04.854	0.000
14	640	BREWIN	1:31.410	222	MERCER	34.181	14	42	EVANS	2:05.272	2:05.272	0.000
15	281	FARLEY	1:31.986	42	EVANS	34.194	15	281	FARLEY	2:06.253	2:06.428	0.175
16	53	FITTON	1:32.332	281	FARLEY	34.267	16	53	FITTON	2:06.406	2:07.510	1.104
17	56	HARRIS	1:32.737	113	GOOD	34.504	17	56	HARRIS	2:07.638	2:08.615	0.977
18	41	COOK	1:33.574	56	HARRIS	34.901	18	113	GOOD	2:08.530	2:08.530	0.000
19	113	GOOD	1:34.026	45	SMITH	35.275	19	41	COOK	2:09.217	2:09.217	0.000
20	45	SMITH	1:34.379	41	COOK	35.643	20	45	SMITH	2:09.654	2:09.654	0.000
21	28	BICKNELL	1:34.903	274	LATIMER	35.770	21	28	BICKNELL	2:10.850	2:10.850	0.000
22	274	LATIMER	1:35.811	28	BICKNELL	35.947	22	274	LATIMER	2:11.581	2:11.581	0.000
23	152	GILBERT	1:38.010	152	GILBERT	36.996	23	152	GILBERT	2:15.006	2:15.006	0.000
24	444	HANRAHAN	1:44.939	26	BARNES	38.718	24	444	HANRAHAN	2:24.867	2:25.315	0.448
25	50	PAES	1:45.213	888	FAGG	39.099	25	50	PAES	2:25.771	2:28.038	2.267
26	888	FAGG	1:47.517	444	HANRAHAN	39.928	26	888	FAGG	2:26.616	2:27.274	0.658
27	26	BARNES	1:48.000	50	PAES	40.558	27	26	BARNES	2:26.718	2:26.718	0.000
28	84	McPHERSON	1:48.227	84	McPHERSON	41.370	28	84	McPHERSON	2:29.597	2:29.597	0.000

BMCRC - MRO Championships 2022 - Rnd 4 @ Oulton Park

L&W / BMCRC Rookie 600 & Rookie 1000

QUALIFYING - STATISTICS

Competitors Started 28
Planned Start 2022-06-03 @ 11:10:00.000
Actual Start 2022-06-03 @ 10:43:19.741
Finish Time 2022-06-03 @ 10:55:27.768
Track Length 2.6920mi.
Total Laps 148
Total Distance Covered 398.4202mi.

Session Fastest Lap History

NO	CL	NAME	LAP TIME	TIME OF DAY	LAP	VEHICLE
222	1000	Daniel MERCER	2:17.958	10:45:45.784	1	Honda CBR1000RR
34	1000	Ben CHEESEMAN	2:16.833	10:45:47.410	1	Kawasaki ZX10RR
449	1000	Luke WALLINGTON	2:05.630	10:46:01.682	1	Yamaha R1 4C8
334	1000	Anthony BRANDISH	2:04.392	10:46:02.234	1	Suzuki GSXR 1000
449	1000	Luke WALLINGTON	1:59.478	10:48:01.170	2	Yamaha R1 4C8
334	1000	Anthony BRANDISH	1:59.219	10:48:01.452	2	Suzuki GSXR 1000
449	1000	Luke WALLINGTON	1:58.576	10:49:59.746	3	Yamaha R1 4C8
334	1000	Anthony BRANDISH	1:58.027	10:51:58.815	4	Suzuki GSXR 1000
449	1000	Luke WALLINGTON	1:55.688	10:53:54.376	5	Yamaha R1 4C8
449	1000	Luke WALLINGTON	1:55.200	10:55:49.576	6	Yamaha R1 4C8

Flag History

TYPE	TIME OF DAY
GREEN	10:43:19.741
FINISH	10:55:27.768

Flag Statistics

TYPE	COUNT	TOTAL LAPS	TOTAL TIME
Green	1	6	14:31.815
Red	0	0	0.000
Safety Car	0	0	0.000
FCY	0	0	0.000

BMCRC - MRO Championships 2022 - Rnd 4 @ Oulton Park

L&W / BMCRC Rookie 600 & Rookie 1000

QUALIFYING - STATISTICS

CLASS : 1000

16 Starters

Fastest Lap History

NO	NAME	LAP TIME	TIME OF DAY	LAP	VEHICLE
222	Daniel MERCER	2:17.958	10:45:45.784	1	Honda CBR1000RR
34	Ben CHEESEMAN	2:16.833	10:45:47.410	1	Kawasaki ZX10RR
449	Luke WALLINGTON	2:05.630	10:46:01.682	1	Yamaha R1 4C8
334	Anthony BRANDISH	2:04.392	10:46:02.234	1	Suzuki GSXR 1000
449	Luke WALLINGTON	1:59.478	10:48:01.170	2	Yamaha R1 4C8
334	Anthony BRANDISH	1:59.219	10:48:01.452	2	Suzuki GSXR 1000
449	Luke WALLINGTON	1:58.576	10:49:59.746	3	Yamaha R1 4C8
334	Anthony BRANDISH	1:58.027	10:51:58.815	4	Suzuki GSXR 1000
449	Luke WALLINGTON	1:55.688	10:53:54.376	5	Yamaha R1 4C8
449	Luke WALLINGTON	1:55.200	10:55:49.576	6	Yamaha R1 4C8

BMCRC - MRO Championships 2022 - Rnd 4 @ Oulton Park

L&W / BMCRC Rookie 600 & Rookie 1000

QUALIFYING - STATISTICS

CLASS : 600

12 Starters

Fastest Lap History

NO	NAME	LAP TIME	TIME OF DAY	LAP	VEHICLE
120	James GOWER	2:19.409	10:45:49.762	1	Yamaha R6
120	James GOWER	2:10.126	10:47:59.888	2	Yamaha R6
46	Pete MARSH	2:06.522	10:48:12.833	2	Kawasaki ZX6R
120	James GOWER	2:05.616	10:50:05.504	3	Yamaha R6
46	Pete MARSH	2:04.269	10:50:17.101	3	Kawasaki ZX6R
120	James GOWER	2:02.971	10:52:08.448	4	Yamaha R6
46	Pete MARSH	2:02.329	10:52:19.430	4	Kawasaki ZX6R
141	Henry ROSS	2:00.026	10:53:03.724	4	Yamaha R6
141	Henry ROSS	1:57.704	10:55:01.428	5	Yamaha R6

BMCRC - MRO Championships 2022 - Rnd 4 @ Oulton Park

L&W / BMCRC Rookie 600 & Rookie 1000

RACE 9 - GRID (6 Laps)



CONTRACTORS LTD

ROW 12	36	2:26.718	26 Max BARNES	35	2:25.315	444 Micheal HANRAHAN	34	2:15.006	152 Peter GILBERT
ROW 11		2:10.850	33 28 Craig BICKNELL	32	2:09.217	41 Toby COOK	31	2:07.510	53 Anthony FITTON
ROW 10	30	2:05.272	42 Kai EVANS	29	2:03.722	29 Michael SHEPPHARD	28	2:02.769	58 Paul NICHOLAS
ROW 9		2:02.256	27 120 James GOWER	26	2:01.748	46 Pete MARSH	25	1:57.704	141 Henry ROSS
ROW 8									
ROW 7									
ROW 6							16	2:29.597	84 Colin McPHERSON
ROW 5		2:28.038	15 50 Jason PAES	14	2:27.274	888 Paul FAGG	13	2:11.581	274 Stewart LATIMER
ROW 4	12	2:09.654	45 Glenn SMITH	11	2:08.615	56 Paul HARRIS	10	2:08.530	113 Jonathan GOOD
ROW 3		2:06.428	9 281 Daniel FARLEY	8	2:05.202	222 Daniel MERCER	7	2:04.854	640 Dominic BREWIN
ROW 2	6	2:02.983	36 Alan MORGAN	5	2:02.725	34 Ben CHEESEMAN	4	2:01.819	23 Harry HINCHCLIFFE
ROW 1		1:57.261	3 224 Lee HEALEY	2	1:56.693	334 Anthony BRANDISH	1	1:55.200	449 Luke WALLINGTON
Pole									

Oulton Park International: 2.6920 miles

These results are provisional until the conclusion of any judicial and technical matters.

Clerk Of Course :	Stewards :	Timekeeper : Richard Evans
-------------------	------------	----------------------------

Results can be found at www.tsl-timing.com

Printed - 11:03 Friday, 03 June 2022



BMCRC - MRO Championships 2022 - Rnd 4 @ Oulton Park

L&W / BMCRC Rookie 600 & Rookie 1000

RACE 9 - CLASSIFICATION - AMENDED



CONTRACTORS LTD

POS	NO	CL	PIC NAME	ENTRY	LAPS	TIME	GAP	DIFF	MPH	BEST	ON
1	449	1000	1 Luke WALLINGTON	Yamaha R1 4C8 - BW Bespoke Developments Ltd	6	10:49.255			89.56	1:46.515	3
2	23	1000	2 Harry HINCHCLIFFE	Kawasaki ZX10R - JDL Electrical	6	11:04.628	15.373	15.373	87.48	1:48.842	6
3	224	1000	3 Lee HEALEY	Suzuki GSXR 1000R - F-Tech Fire & Electrical Ltd /	6	11:04.725	15.470	0.097	87.47	1:49.032	4
4	34*	1000	4 Ben CHEESEMAN	Kawasaki ZX10RR - BCH Services Kent Ltd	6	11:14.271	25.016	9.546	86.23	1:49.977	2
5	36	1000	5 Alan MORGAN	Suzuki GSXR 1000 - Little Duck Racing	6	11:32.226	42.971	17.955	84.00	1:53.203	6
6	222	1000	6 Daniel MERCER	Honda CBR1000RR - McLovin Racing	6	11:32.608	43.353	0.382	83.95	1:53.138	5
7	281	1000	7 Daniel FARLEY	Suzuki GSXR - F-TECH FIRE & ELECTRICAL LTD	6	11:34.837	45.582	2.229	83.68	1:54.043	5
8	29	600	1 Michael SHEPPHARD	Kawasaki ZX6R - RTR Performance, KRS Solutions	6	11:35.028	45.773	0.191	83.66	1:48.482	5
9	141	600	2 Henry ROSS	Yamaha R6 -	6	11:38.523	49.268	3.495	83.24	1:49.653	2
10	45	1000	8 Glenn SMITH	Kawasaki ZX10R - Team Blumpkin Racing	6	11:42.323	53.068	3.800	82.79	1:54.791	4
11	56	1000	9 Paul HARRIS	Kawasaki ZX10R - Elmech Racing	6	11:44.613	55.358	2.290	82.52	1:52.571	6
12	50	1000	10 Jason PAES	Aprilia RSV4 -	6	11:55.849	1:06.594	11.236	81.22	1:57.296	5
13	46	600	3 Pete MARSH	Kawasaki ZX6R - Zipped Up Racing	6	12:00.755	1:11.500	4.906	80.67	1:53.704	6
14	640	1000	11 Dominic BREWIN	Suzuki GSXR 1000 - The Crown Inn - Heather	6	12:11.088	1:21.833	10.333	79.53	1:59.388	4
15	28	600	4 Craig BICKNELL	Yamaha R6 - On Point Security LTD	6	12:11.330	1:22.075	0.242	79.50	1:54.844	6
16	58	600	5 Paul NICHOLAS	Yamaha YZF R6 - Harris Autos Repairs	6	12:11.751	1:22.496	0.421	79.46	1:54.578	6
17	274	1000	12 Stewart LATIMER	Suzuki GSXR1000 R - Fat Bloke Racing RR	6	12:17.024	1:27.769	5.273	78.89	2:00.416	3
18	120*	600	6 James GOWER	Yamaha R6 - TeamRubyRacing	6	12:20.076	1:30.821	3.052	78.57	1:55.168	2
19	113	1000	13 Jonathan GOOD	Kawasaki ZX10R -	6	12:23.166	1:33.911	3.090	78.24	2:01.631	6
20	41	600	7 Toby COOK	Triumph Daytona - Brixham Bodyworks	6	12:30.717	1:41.462	7.551	77.45	1:55.556	5
21	888	1000	14 Paul FAGG	Yamaha R1 4C8 -	6	12:31.524	1:42.269	0.807	77.37	2:03.148	5
22	53	600	8 Anthony FITTON	Yamaha R6 -	6	12:31.660	1:42.405	0.136	77.35	1:55.813	5
23	152	600	9 Peter GILBERT	Honda CBR600RR -	6	12:43.332	1:54.077	11.672	76.17	2:00.222	4
24	84	1000	15 Colin McPHERSON	Kawasaki ZX10R -	5	10:51.362	1 Lap	1 Lap	74.39	2:08.382	5
25	42	600	10 Kai EVANS	Kawasaki ZX6R - CBS Ltd Construction and Enginee	5	11:20.544	1 Lap	29.182	71.20	1:59.634	3
26	444	600	11 Micheal HANRAHAN	Yamaha R600 - T G CAD SERVICES/ G and g mobil	5	11:35.913	1 Lap	15.369	69.63	2:10.846	5

FASTEST LAP

449	1000	Luke WALLINGTON	Yamaha R1 4C8 - BW Bespoke Developments Ltd	3	1:46.515	90.98 mph	146.42 kph
29	600	Michael SHEPPHARD	Kawasaki ZX6R - RTR Performance, KRS Solutions	5	1:48.482	89.33 mph	143.77 kph

#120 - 10 Second Penalty - Jump start.

#34 - Transponder stopped working on Lap 4, please check and fix for your next race.

Class 1000 - 92.5% of Race Speed = 82.84 mph

Class 600 - 92.5% of Race Speed = 77.38 mph

Weather / Track : Cloudy / Dry

These results are provisional until the conclusion of any judicial and technical matters.

Race Distance: 6 Laps / 16.15 miles
Oulton Park International: 2.6920 miles
Date: 03/06/2022 Start: 14:34 Finish: 14:45

Clerk Of Course :	Stewards :	Timekeeper : Richard Evans
-------------------	------------	----------------------------

Results can be found at www.tsl-timing.com

Printed - 17:00 Friday, 03 June 2022



BMCRC - MRO Championships 2022 - Rnd 4 @ Oulton Park

L&W / BMCRC Rookie 600 & Rookie 1000

RACE 9 - LAP CHART

LAP 1 @ 14:36:31.325

NO	BEHIND	LAP TIME
449		1:51.053
224	5.027	1:56.080
23	5.282	1:56.335
281	8.571	1:59.624
34	8.703	1:59.756
222	9.101	2:00.154
36	9.763	2:00.816
45	11.290	2:02.343
50	14.134	2:05.187
640	16.067	2:07.120
888	17.872	2:08.925
274	18.692	2:09.745
56	19.440	2:10.493
113	20.498	2:11.551
84	24.792	2:15.845
29	34.279	2:25.332
141	34.528	2:25.581
46	36.257	2:27.310
120	40.230	2:31.283
58	40.570	2:31.623
28	41.587	2:32.640
152	44.606	2:35.659
41	44.621	2:35.674
53	45.300	2:36.353
444	58.027	2:49.080
42	1:23.533	3:14.586

LAP 2 @ 14:38:17.910

NO	BEHIND	LAP TIME
449		1:46.585
23	10.008	1:51.311
224	10.383	1:51.941
34	12.095	1:49.977
281	17.509	1:55.523
222	17.664	1:55.148
36	17.971	1:54.793
45	19.743	1:55.038
50	25.920	1:58.371
56	29.475	1:56.620
640	30.260	2:00.778
274	34.162	2:02.055
888	34.982	2:03.695
29	36.676	1:48.982
113	37.084	2:03.171
141	37.596	1:49.653
46	43.565	1:53.893
84	47.574	2:09.367
120	48.813	1:55.168
28	51.452	1:56.450
58	52.112	1:58.127
152	59.206	2:01.185
41	59.526	2:01.490
53	59.706	2:00.991
444	1:23.545	2:12.103
42	1:38.530	2:01.582

LAP 3 @ 14:40:04.425

NO	BEHIND	LAP TIME
449		1:46.515
23	12.994	1:49.501
224	13.129	1:49.261
34	15.643	1:50.063

222	26.318	1:55.169
36	27.031	1:55.575
281	27.894	1:56.900
45	28.622	1:55.394
50	38.125	1:58.720
56	38.165	1:55.205
29	41.864	1:51.703
141	42.074	1:50.993
640	44.505	2:00.760
274	48.063	2:00.416
46	52.551	1:55.501
113	53.370	2:02.801
888	55.367	2:06.900
120	57.556	1:55.258
28	1:00.115	1:55.178
58	1:01.085	1:55.488
84	1:09.550	2:08.491
41	1:14.536	2:01.525
152	1:15.357	2:02.666
53	1:15.726	2:02.535

LAP 4 @ 14:41:52.933

NO	BEHIND	LAP TIME
449		1:48.508
444	1 Lap	2:11.821
42	1 Lap	1:59.634
224	13.653	1:49.032
23	13.906	1:49.420
34	17.670	1:50.535
222	31.519	1:53.709
36	32.813	1:54.290
281	33.828	1:54.442
45	34.905	1:54.791
29	43.667	1:50.311
141	44.230	1:50.664
56	44.683	1:55.026
50	48.043	1:58.426
640	55.385	1:59.388
46	59.068	1:55.025
274	1:00.490	2:00.935
120	1:06.153	1:57.105
113	1:07.022	2:02.160
28	1:07.494	1:55.887
58	1:07.893	1:55.316
888	1:12.211	2:05.352
41	1:24.496	1:58.468
53	1:25.262	1:58.044
152	1:27.071	2:00.222
84	1:30.319	2:09.277

LAP 5 @ 14:43:41.044

NO	BEHIND	LAP TIME
449		1:48.111
224	14.711	1:49.169
23	15.014	1:49.219
42	1 Lap	2:01.408
34	20.854	1:51.295
444	1 Lap	2:12.063
222	36.546	1:53.138
36	38.251	1:53.549
281	39.760	1:54.043
45	43.435	1:56.641
29	44.038	1:48.482
141	45.981	1:49.862
56	51.270	1:54.698

50	57.228	1:57.296
46	1:06.279	1:55.322
640	1:07.934	2:00.660
120	1:14.055	1:56.013
274	1:14.338	2:01.959
28	1:15.714	1:56.331
58	1:16.401	1:56.619
113	1:20.763	2:01.852
888	1:27.248	2:03.148
41	1:31.941	1:55.556
53	1:32.964	1:55.813
152	1:40.274	2:01.314

LAP 6 @ 14:45:29.527

NO	BEHIND	LAP TIME
449		1:48.483
84	1 Lap	2:08.382
23	15.373	1:48.842
224	15.470	1:49.242
34	25.016	1:52.645
42	1 Lap	2:03.334
36	42.971	1:53.203
222	43.353	1:55.290
281	45.582	1:54.305
29	45.773	1:50.218
444	1 Lap	2:10.846
141	49.268	1:51.770
45	53.068	1:58.116
56	55.358	1:52.571
50	1:06.594	1:57.849
46	1:11.500	1:53.704
120	1:20.821	1:55.249
640	1:21.833	2:02.382
28	1:22.075	1:54.844
58	1:22.496	1:54.578
274	1:27.769	2:01.914
113	1:33.911	2:01.631
41	1:41.462	1:58.004
888	1:42.269	2:03.504
53	1:42.405	1:57.924
152	1:54.077	2:02.286

BMCRC - MRO Championships 2022 - Rnd 4 @ Oulton Park

L&W / BMCRC Rookie 600 & Rookie 1000

RACE 9 - SECTOR ANALYSIS



SECTOR 1 = FL to I1, SECTOR 2 = I1 to FL, DIFF = Difference To Personal Best Lap, P = Crossed Finish Line in Pit Lane, D = Time Disallowed

P1 449 1000 Luke WALLINGTON		Yamaha R1 4C8 - BW Bespoke Developments Ltd				
IDEAL LAP TIME : 1:46.386		BEST LAP TIME : 1:46.515		DIFFERENCE : 0.129		
LAP	SECTOR 1	SECTOR 2	LAP TIME	MPH	DIFF	TIME OF DAY
1 -		29.207	1:51.053	87.26	4.538	14:36:31.325
2 -	1:17.432	29.153	1:46.585 (2)	90.92	0.070	14:38:17.910
3 -	1:17.561	28.954	1:46.515 (1)	90.98		14:40:04.425
4 -	1:19.065	29.443	1:48.508	89.31	1.993	14:41:52.933
5 -	1:18.790	29.321	1:48.111 (3)	89.64	1.596	14:43:41.044
6 -	1:19.152	29.331	1:48.483	89.33	1.968	14:45:29.527

P2 23 1000 Harry HINCHCLIFFE		Kawasaki ZX10R - JDL Electrical				
IDEAL LAP TIME : 1:48.620		BEST LAP TIME : 1:48.842		DIFFERENCE : 0.222		
LAP	SECTOR 1	SECTOR 2	LAP TIME	MPH	DIFF	TIME OF DAY
1 -		30.424	1:56.335	83.30	7.493	14:36:36.607
2 -	1:20.833	30.478	1:51.311	87.06	2.469	14:38:27.918
3 -	1:19.394	30.107	1:49.501	88.50	0.659	14:40:17.419
4 -	1:19.260	30.160	1:49.420 (3)	88.56	0.578	14:42:06.839
5 -	1:19.076	30.143	1:49.219 (2)	88.73	0.377	14:43:56.058
6 -	1:19.298	29.544	1:48.842 (1)	89.04		14:45:44.900

P3 224 1000 Lee HEALEY		Suzuki GSXR 1000R - F-Tech Fire & Electrical Ltd / Ark Joinery				
IDEAL LAP TIME : 1:48.463		BEST LAP TIME : 1:49.032		DIFFERENCE : 0.569		
LAP	SECTOR 1	SECTOR 2	LAP TIME	MPH	DIFF	TIME OF DAY
1 -		30.831	1:56.080	83.48	7.048	14:36:36.352
2 -	1:20.706	31.235	1:51.941	86.57	2.909	14:38:28.293
3 -	1:19.243	30.018	1:49.261	88.69	0.229	14:40:17.554
4 -	1:19.212	29.820	1:49.032 (1)	88.88		14:42:06.586
5 -	1:18.643	30.526	1:49.169 (2)	88.77	0.137	14:43:55.755
6 -	1:18.853	30.389	1:49.242 (3)	88.71	0.210	14:45:44.997

P4 34 1000 Ben CHEESEMAN		Kawasaki ZX10RR - BCH Services Kent Ltd				
IDEAL LAP TIME : 1:49.942		BEST LAP TIME : 1:49.977		DIFFERENCE : 0.035		
LAP	SECTOR 1	SECTOR 2	LAP TIME	MPH	DIFF	TIME OF DAY
1 -		30.638	1:59.756	80.92	9.779	14:36:40.028
2 -	1:19.893	30.084	1:49.977 (1)	88.12		14:38:30.005
3 -	1:20.014	30.049	1:50.063 (2)	88.05	0.086	14:40:20.068
4 -			1:50.535 (3)	87.67	0.558	14:42:10.603
5 -			1:51.295	87.07	1.318	14:44:01.898
6 -			1:52.645	86.03	2.668	14:45:54.543

P5 36 1000 Alan MORGAN		Suzuki GSXR 1000 - Little Duck Racing				
IDEAL LAP TIME : 1:52.257		BEST LAP TIME : 1:53.203		DIFFERENCE : 0.946		
LAP	SECTOR 1	SECTOR 2	LAP TIME	MPH	DIFF	TIME OF DAY
1 -		31.107	2:00.816	80.21	7.613	14:36:41.088
2 -	1:22.976	31.817	1:54.793	84.42	1.590	14:38:35.881
3 -	1:24.521	31.054	1:55.575	83.85	2.372	14:40:31.456
4 -	1:23.124	31.166	1:54.290 (3)	84.79	1.087	14:42:25.746
5 -	1:22.927	30.622	1:53.549 (2)	85.34	0.346	14:44:19.295
6 -	1:21.635	31.568	1:53.203 (1)	85.60		14:46:12.498

P6 222 1000 Daniel MERCER		Honda CBR1000RR - McLovin Racing				
IDEAL LAP TIME : 1:53.138		BEST LAP TIME : 1:53.138		DIFFERENCE : 0.000		
LAP	SECTOR 1	SECTOR 2	LAP TIME	MPH	DIFF	TIME OF DAY
1 -		31.357	2:00.154	80.65	7.016	14:36:40.426
2 -	1:23.112	32.036	1:55.148 (3)	84.16	2.010	14:38:35.574
3 -	1:23.692	31.477	1:55.169	84.14	2.031	14:40:30.743
4 -	1:22.341	31.368	1:53.709 (2)	85.22	0.571	14:42:24.452
5 -	1:21.801	31.337	1:53.138 (1)	85.65		14:44:17.590
6 -	1:22.735	32.555	1:55.290	84.06	2.152	14:46:12.880

BMCRC - MRO Championships 2022 - Rnd 4 @ Oulton Park

L&W / BMCRC Rookie 600 & Rookie 1000

RACE 9 - SECTOR ANALYSIS



SECTOR 1 = FL to I1, SECTOR 2 = I1 to FL, DIFF = Difference To Personal Best Lap, P = Crossed Finish Line in Pit Lane, D = Time Disallowed

P7 281 1000 Daniel FARLEY		Suzuki GSXR - F-TECH FIRE & ELECTRICAL LTD				
IDEAL LAP TIME : 1:53.065		BEST LAP TIME : 1:54.043		DIFFERENCE : 0.978		
LAP	SECTOR 1	SECTOR 2	LAP TIME	MPH	DIFF	TIME OF DAY
1 -		31.451	1:59.624	81.01	5.581	14:36:39.896
2 -	1:23.398	32.125	1:55.523	83.89	1.480	14:38:35.419
3 -	1:24.589	32.311	1:56.900	82.90	2.857	14:40:32.319
4 -	1:23.182	31.260	1:54.442 (3)	84.68	0.399	14:42:26.761
5 -	1:23.196	30.847	1:54.043 (1)	84.97		14:44:20.804
6 -	1:22.218	32.087	1:54.305 (2)	84.78	0.262	14:46:15.109

P8 29 600 Michael SHEPPHARD		Kawasaki ZX6R - RTR Performance, KRS Solutions				
IDEAL LAP TIME : 1:48.401		BEST LAP TIME : 1:48.482		DIFFERENCE : 0.081		
LAP	SECTOR 1	SECTOR 2	LAP TIME	MPH	DIFF	TIME OF DAY
1 -		30.079	2:25.332	66.68	36.850	14:37:05.604
2 -	1:19.155	29.827	1:48.982 (2)	88.92	0.500	14:38:54.586
3 -	1:20.965	30.738	1:51.703	86.75	3.221	14:40:46.289
4 -	1:20.126	30.185	1:50.311	87.85	1.829	14:42:36.600
5 -	1:18.574	29.908	1:48.482 (1)	89.33		14:44:25.082
6 -	1:18.828	31.390	1:50.218 (3)	87.92	1.736	14:46:15.300

P9 141 600 Henry ROSS		Yamaha R6 -				
IDEAL LAP TIME : 1:49.459		BEST LAP TIME : 1:49.653		DIFFERENCE : 0.194		
LAP	SECTOR 1	SECTOR 2	LAP TIME	MPH	DIFF	TIME OF DAY
1 -		29.883	2:25.581	66.56	35.928	14:37:05.853
2 -	1:20.127	29.526	1:49.653 (1)	88.38		14:38:55.506
3 -	1:20.536	30.457	1:50.993	87.31	1.340	14:40:46.499
4 -	1:20.310	30.354	1:50.664 (3)	87.57	1.011	14:42:37.163
5 -	1:19.933	29.929	1:49.862 (2)	88.21	0.209	14:44:27.025
6 -	1:21.245	30.525	1:51.770	86.70	2.117	14:46:18.795

P10 45 1000 Glenn SMITH		Kawasaki ZX10R - Team Blumpkin Racing				
IDEAL LAP TIME : 1:54.696		BEST LAP TIME : 1:54.791		DIFFERENCE : 0.095		
LAP	SECTOR 1	SECTOR 2	LAP TIME	MPH	DIFF	TIME OF DAY
1 -		31.444	2:02.343	79.21	7.552	14:36:42.615
2 -	1:23.674	31.364	1:55.038 (2)	84.24	0.247	14:38:37.653
3 -	1:23.843	31.551	1:55.394 (3)	83.98	0.603	14:40:33.047
4 -	1:23.332	31.459	1:54.791 (1)	84.42		14:42:27.838
5 -	1:24.393	32.248	1:56.641	83.08	1.850	14:44:24.479
6 -	1:25.819	32.297	1:58.116	82.04	3.325	14:46:22.595

P11 56 1000 Paul HARRIS		Kawasaki ZX10R - Elmech Racing				
IDEAL LAP TIME : 1:52.571		BEST LAP TIME : 1:52.571		DIFFERENCE : 0.000		
LAP	SECTOR 1	SECTOR 2	LAP TIME	MPH	DIFF	TIME OF DAY
1 -		32.141	2:10.493	74.26	17.922	14:36:50.765
2 -	1:24.778	31.842	1:56.620	83.10	4.049	14:38:47.385
3 -	1:23.643	31.562	1:55.205	84.12	2.634	14:40:42.590
4 -	1:23.526	31.500	1:55.026 (3)	84.25	2.455	14:42:37.616
5 -	1:23.419	31.279	1:54.698 (2)	84.49	2.127	14:44:32.314
6 -	1:21.925	30.646	1:52.571 (1)	86.09		14:46:24.885

P12 50 1000 Jason PAES		Aprilia RSV4 -				
IDEAL LAP TIME : 1:57.296		BEST LAP TIME : 1:57.296		DIFFERENCE : 0.000		
LAP	SECTOR 1	SECTOR 2	LAP TIME	MPH	DIFF	TIME OF DAY
1 -		32.640	2:05.187	77.41	7.891	14:36:45.459
2 -	1:25.202	33.169	1:58.371 (3)	81.87	1.075	14:38:43.830
3 -	1:25.355	33.365	1:58.720	81.63	1.424	14:40:42.550
4 -	1:25.847	32.579	1:58.426	81.83	1.130	14:42:40.976
5 -	1:24.811	32.485	1:57.296 (1)	82.62		14:44:38.272
6 -	1:25.240	32.609	1:57.849 (2)	82.23	0.553	14:46:36.121

BMCRC - MRO Championships 2022 - Rnd 4 @ Oulton Park

L&W / BMCRC Rookie 600 & Rookie 1000

RACE 9 - SECTOR ANALYSIS



SECTOR 1 = FL to I1, SECTOR 2 = I1 to FL, DIFF = Difference To Personal Best Lap, P = Crossed Finish Line in Pit Lane, D = Time Disallowed

P13 46 600		Pete MARSH		Kawasaki ZX6R - Zipped Up Racing		
IDEAL LAP TIME : 1:52.849		BEST LAP TIME : 1:53.704		DIFFERENCE : 0.855		
LAP	SECTOR 1	SECTOR 2	LAP TIME	MPH	DIFF	TIME OF DAY
1 -		30.693	2:27.310	65.78	33.606	14:37:07.582
2 -	1:22.685	31.208	1:53.893 (2)	85.09	0.189	14:39:01.475
3 -	1:23.655	31.846	1:55.501	83.90	1.797	14:40:56.976
4 -	1:23.447	31.578	1:55.025 (3)	84.25	1.321	14:42:52.001
5 -	1:23.630	31.692	1:55.322	84.03	1.618	14:44:47.323
6 -	1:22.156	31.548	1:53.704 (1)	85.23		14:46:41.027

P14 120 600		James GOWER		Yamaha R6 - TeamRubyRacing		
IDEAL LAP TIME : 1:54.823		BEST LAP TIME : 1:55.168		DIFFERENCE : 0.345		
LAP	SECTOR 1	SECTOR 2	LAP TIME	MPH	DIFF	TIME OF DAY
1 -		31.255	2:31.283	64.06	36.115	14:37:11.555
2 -	1:24.231	30.937	1:55.168 (1)	84.14		14:39:06.723
3 -	1:23.886	31.372	1:55.258 (3)	84.08	0.090	14:41:01.981
4 -	1:25.176	31.929	1:57.105	82.75	1.937	14:42:59.086
5 -	1:24.715	31.298	1:56.013	83.53	0.845	14:44:55.099
6 -	1:24.201	31.048	1:55.249 (2)	84.09	0.081	14:46:50.348

P15 640 1000		Dominic BREWIN		Suzuki GSXR 1000 - The Crown Inn - Heather		
IDEAL LAP TIME : 1:59.388		BEST LAP TIME : 1:59.388		DIFFERENCE : 0.000		
LAP	SECTOR 1	SECTOR 2	LAP TIME	MPH	DIFF	TIME OF DAY
1 -		33.042	2:07.120	76.23	7.732	14:36:47.392
2 -	1:27.421	33.357	2:00.778	80.24	1.390	14:38:48.170
3 -	1:27.653	33.107	2:00.760 (3)	80.25	1.372	14:40:48.930
4 -	1:26.627	32.761	1:59.388 (1)	81.17		14:42:48.318
5 -	1:27.160	33.500	2:00.660 (2)	80.31	1.272	14:44:48.978
6 -	1:28.685	33.697	2:02.382	79.18	2.994	14:46:51.360

P16 28 600		Craig BICKNELL		Yamaha R6 - On Point Security LTD		
IDEAL LAP TIME : 1:54.753		BEST LAP TIME : 1:54.844		DIFFERENCE : 0.091		
LAP	SECTOR 1	SECTOR 2	LAP TIME	MPH	DIFF	TIME OF DAY
1 -		31.446	2:32.640	63.49	37.796	14:37:12.912
2 -	1:24.580	31.870	1:56.450	83.22	1.606	14:39:09.362
3 -	1:23.589	31.589	1:55.178 (2)	84.14	0.334	14:41:04.540
4 -	1:24.220	31.667	1:55.887 (3)	83.62	1.043	14:43:00.427
5 -	1:24.988	31.343	1:56.331	83.30	1.487	14:44:56.758
6 -	1:23.410	31.434	1:54.844 (1)	84.38		14:46:51.602

P17 58 600		Paul NICHOLAS		Yamaha YZF R6 - Harris Autos Repairs		
IDEAL LAP TIME : 1:54.578		BEST LAP TIME : 1:54.578		DIFFERENCE : 0.000		
LAP	SECTOR 1	SECTOR 2	LAP TIME	MPH	DIFF	TIME OF DAY
1 -		32.378	2:31.623	63.91	37.045	14:37:11.895
2 -	1:24.939	33.188	1:58.127	82.04	3.549	14:39:10.022
3 -	1:24.154	31.334	1:55.488 (3)	83.91	0.910	14:41:05.510
4 -	1:23.649	31.667	1:55.316 (2)	84.04	0.738	14:43:00.826
5 -	1:25.191	31.428	1:56.619	83.10	2.041	14:44:57.445
6 -	1:23.308	31.270	1:54.578 (1)	84.58		14:46:52.023

P18 274 1000		Stewart LATIMER		Suzuki GSXR1000 R - Fat Bloke Racing RR		
IDEAL LAP TIME : 2:00.416		BEST LAP TIME : 2:00.416		DIFFERENCE : 0.000		
LAP	SECTOR 1	SECTOR 2	LAP TIME	MPH	DIFF	TIME OF DAY
1 -		33.126	2:09.745	74.69	9.329	14:36:50.017
2 -	1:28.708	33.347	2:02.055	79.40	1.639	14:38:52.072
3 -	1:27.562	32.854	2:00.416 (1)	80.48		14:40:52.488
4 -	1:27.711	33.224	2:00.935 (2)	80.13	0.519	14:42:53.423
5 -	1:28.159	33.800	2:01.959	79.46	1.543	14:44:55.382
6 -	1:28.307	33.607	2:01.914 (3)	79.49	1.498	14:46:57.296

BMCR - MRO Championships 2022 - Rnd 4 @ Oulton Park

L&W / BMCR Rookie 600 & Rookie 1000

RACE 9 - SECTOR ANALYSIS



SECTOR 1 = FL to I1, SECTOR 2 = I1 to FL, DIFF = Difference To Personal Best Lap, P = Crossed Finish Line in Pit Lane, D = Time Disallowed

P19 113 1000 Jonathan GOOD		Kawasaki ZX10R -				
IDEAL LAP TIME : 2:01.621		BEST LAP TIME : 2:01.631				
		DIFFERENCE : 0.010				
LAP	SECTOR 1	SECTOR 2	LAP TIME	MPH	DIFF	TIME OF DAY
1 -		33.366	2:11.551	73.66	9.920	14:36:51.823
2 -	1:29.644	33.527	2:03.171	78.68	1.540	14:38:54.994
3 -	1:29.768	33.033	2:02.801	78.91	1.170	14:40:57.795
4 -	1:28.948	33.212	2:02.160 (3)	79.33	0.529	14:42:59.955
5 -	1:29.078	32.774	2:01.852 (2)	79.53	0.221	14:45:01.807
6 -	1:28.958	32.673	2:01.631 (1)	79.67		14:47:03.438

P20 41 600 Toby COOK		Triumph Daytona - Brixham Bodyworks				
IDEAL LAP TIME : 1:55.556		BEST LAP TIME : 1:55.556				
		DIFFERENCE : 0.000				
LAP	SECTOR 1	SECTOR 2	LAP TIME	MPH	DIFF	TIME OF DAY
1 -		32.834	2:35.674	62.25	40.118	14:37:15.946
2 -	1:28.064	33.426	2:01.490	79.77	5.934	14:39:17.436
3 -	1:28.491	33.034	2:01.525	79.74	5.969	14:41:18.961
4 -	1:26.429	32.039	1:58.468 (3)	81.80	2.912	14:43:17.429
5 -	1:23.640	31.916	1:55.556 (1)	83.86		14:45:12.985
6 -	1:25.615	32.389	1:58.004 (2)	82.12	2.448	14:47:10.989

P21 888 1000 Paul FAGG		Yamaha R1 4C8 -				
IDEAL LAP TIME : 2:02.569		BEST LAP TIME : 2:03.148				
		DIFFERENCE : 0.579				
LAP	SECTOR 1	SECTOR 2	LAP TIME	MPH	DIFF	TIME OF DAY
1 -		32.805	2:08.925	75.16	5.777	14:36:49.197
2 -	1:30.126	33.569	2:03.695 (3)	78.34	0.547	14:38:52.892
3 -	1:32.923	33.977	2:06.900	76.36	3.752	14:40:59.792
4 -	1:31.792	33.560	2:05.352	77.31	2.204	14:43:05.144
5 -	1:29.764	33.384	2:03.148 (1)	78.69		14:45:08.292
6 -	1:30.081	33.423	2:03.504 (2)	78.46	0.356	14:47:11.796

P22 53 600 Anthony FITTON		Yamaha R6 -				
IDEAL LAP TIME : 1:55.813		BEST LAP TIME : 1:55.813				
		DIFFERENCE : 0.000				
LAP	SECTOR 1	SECTOR 2	LAP TIME	MPH	DIFF	TIME OF DAY
1 -		32.823	2:36.353	61.98	40.540	14:37:16.625
2 -	1:27.618	33.373	2:00.991	80.09	5.178	14:39:17.616
3 -	1:28.568	33.967	2:02.535	79.09	6.722	14:41:20.151
4 -	1:25.854	32.190	1:58.044 (3)	82.09	2.231	14:43:18.195
5 -	1:24.042	31.771	1:55.813 (1)	83.68		14:45:14.008
6 -	1:24.774	33.150	1:57.924 (2)	82.18	2.111	14:47:11.932

P23 152 600 Peter GILBERT		Honda CBR600RR -				
IDEAL LAP TIME : 2:00.222		BEST LAP TIME : 2:00.222				
		DIFFERENCE : 0.000				
LAP	SECTOR 1	SECTOR 2	LAP TIME	MPH	DIFF	TIME OF DAY
1 -		33.100	2:35.659	62.25	35.437	14:37:15.931
2 -	1:28.004	33.181	2:01.185 (2)	79.97	0.963	14:39:17.116
3 -	1:28.669	33.997	2:02.666	79.00	2.444	14:41:19.782
4 -	1:27.549	32.673	2:00.222 (1)	80.61		14:43:20.004
5 -	1:28.104	33.210	2:01.314 (3)	79.88	1.092	14:45:21.318
6 -	1:29.122	33.164	2:02.286	79.25	2.064	14:47:23.604

P24 84 1000 Colin McPHERSON		Kawasaki ZX10R -				
IDEAL LAP TIME : 2:08.018		BEST LAP TIME : 2:08.382				
		DIFFERENCE : 0.364				
LAP	SECTOR 1	SECTOR 2	LAP TIME	MPH	DIFF	TIME OF DAY
1 -		35.407	2:15.845	71.34	7.463	14:36:56.117
2 -	1:33.691	35.676	2:09.367	74.91	0.985	14:39:05.484
3 -	1:33.451	35.040	2:08.491 (2)	75.42	0.109	14:41:13.975
4 -	1:33.782	35.495	2:09.277 (3)	74.96	0.895	14:43:23.252
5 -	1:32.978	35.404	2:08.382 (1)	75.48		14:45:31.634

BMCRC - MRO Championships 2022 - Rnd 4 @ Oulton Park

L&W / BMCRC Rookie 600 & Rookie 1000

RACE 9 - SECTOR ANALYSIS



SECTOR 1 = FL to I1, SECTOR 2 = I1 to FL, DIFF = Difference To Personal Best Lap, P = Crossed Finish Line in Pit Lane, D = Time Disallowed

P25 42 600 Kai EVANS		Kawasaki ZX6R - CBS Ltd Construction and Engineering				
IDEAL LAP TIME : 1:59.634		BEST LAP TIME : 1:59.634		DIFFERENCE : 0.000		
LAP	SECTOR 1	SECTOR 2	LAP TIME	MPH	DIFF	TIME OF DAY
1 -	OUTLAP	33.351	3:14.586	49.80	1:14.952	14:37:54.858
2 -	1:28.008	33.574	2:01.582 (3)	79.71	1.948	14:39:56.440
3 -	1:26.656	32.978	1:59.634 (1)	81.00		14:41:56.074
4 -	1:28.126	33.282	2:01.408 (2)	79.82	1.774	14:43:57.482
5 -	1:28.786	34.548	2:03.334	78.57	3.700	14:46:00.816

P26 444 600 Micheal HANRAHAN		Yamaha R600 - T G CAD SERVICES/ G and g mobility services				
IDEAL LAP TIME : 2:10.324		BEST LAP TIME : 2:10.846		DIFFERENCE : 0.522		
LAP	SECTOR 1	SECTOR 2	LAP TIME	MPH	DIFF	TIME OF DAY
1 -		36.388	2:49.080	57.31	38.234	14:37:29.352
2 -	1:35.867	36.236	2:12.103	73.36	1.257	14:39:41.455
3 -	1:35.159	36.662	2:11.821 (2)	73.51	0.975	14:41:53.276
4 -	1:35.688	36.375	2:12.063 (3)	73.38	1.217	14:44:05.339
5 -	1:34.088	36.758	2:10.846 (1)	74.06		14:46:16.185

BMCRC - MRO Championships 2022 - Rnd 4 @ Oulton Park

L&W / BMCRC Rookie 600 & Rookie 1000

RACE 9 - BEST SECTORS

SECTOR 1			SECTOR 2			IDEAL / BEST COMPARISON						
POS	NO	NAME	TIME	NO	NAME	TIME	POS	NO	NAME	IDEAL	BEST	DIFF
									PERFECT LAP	1:46.386		
1	449	WALLINGTON	1:17.432	449	WALLINGTON	28.954	1	449	WALLINGTON	1:46.386	1:46.515	0.129
2	29	SHEPPHARD	1:18.574	141	ROSS	29.526	2	29	SHEPPHARD	1:48.401	1:48.482	0.081
3	224	HEALEY	1:18.643	23	HINCHCLIFFE	29.544	3	224	HEALEY	1:48.463	1:49.032	0.569
4	23	HINCHCLIFFE	1:19.076	224	HEALEY	29.820	4	23	HINCHCLIFFE	1:48.620	1:48.842	0.222
5	34	CHEESEMAN	1:19.893	29	SHEPPHARD	29.827	5	141	ROSS	1:49.459	1:49.653	0.194
6	141	ROSS	1:19.933	34	CHEESEMAN	30.049	6	34	CHEESEMAN	1:49.942	1:49.977	0.035
7	36	MORGAN	1:21.635	36	MORGAN	30.622	7	36	MORGAN	1:52.257	1:53.203	0.946
8	222	MERCER	1:21.801	56	HARRIS	30.646	8	56	HARRIS	1:52.571	1:52.571	0.000
9	56	HARRIS	1:21.925	46	MARSH	30.693	9	46	MARSH	1:52.849	1:53.704	0.855
10	46	MARSH	1:22.156	281	FARLEY	30.847	10	281	FARLEY	1:53.065	1:54.043	0.978
11	281	FARLEY	1:22.218	120	GOWER	30.937	11	222	MERCER	1:53.138	1:53.138	0.000
12	58	NICHOLAS	1:23.308	58	NICHOLAS	31.270	12	58	NICHOLAS	1:54.578	1:54.578	0.000
13	45	SMITH	1:23.332	222	MERCER	31.337	13	45	SMITH	1:54.696	1:54.791	0.095
14	28	BICKNELL	1:23.410	28	BICKNELL	31.343	14	28	BICKNELL	1:54.753	1:54.844	0.091
15	41	COOK	1:23.640	45	SMITH	31.364	15	120	GOWER	1:54.823	1:55.168	0.345
16	120	GOWER	1:23.886	53	FITTON	31.771	16	41	COOK	1:55.556	1:55.556	0.000
17	53	FITTON	1:24.042	41	COOK	31.916	17	53	FITTON	1:55.813	1:55.813	0.000
18	50	PAES	1:24.811	50	PAES	32.485	18	50	PAES	1:57.296	1:57.296	0.000
19	640	BREWIN	1:26.627	113	GOOD	32.673	19	640	BREWIN	1:59.388	1:59.388	0.000
20	42	EVANS	1:26.656	152	GILBERT	32.673	20	42	EVANS	1:59.634	1:59.634	0.000
21	152	GILBERT	1:27.549	640	BREWIN	32.761	21	152	GILBERT	2:00.222	2:00.222	0.000
22	274	LATIMER	1:27.562	888	FAGG	32.805	22	274	LATIMER	2:00.416	2:00.416	0.000
23	113	GOOD	1:28.948	274	LATIMER	32.854	23	113	GOOD	2:01.621	2:01.631	0.010
24	888	FAGG	1:29.764	42	EVANS	32.978	24	888	FAGG	2:02.569	2:03.148	0.579
25	84	McPHERSON	1:32.978	84	McPHERSON	35.040	25	84	McPHERSON	2:08.018	2:08.382	0.364
26	444	HANRAHAN	1:34.088	444	HANRAHAN	36.236	26	444	HANRAHAN	2:10.324	2:10.846	0.522

BMCRC - MRO Championships 2022 - Rnd 4 @ Oulton Park

L&W / BMCRC Rookie 600 & Rookie 1000

RACE 9 - STATISTICS

Competitors Started 26
Planned Start 2022-06-03 @ 14:20:00.000
Actual Start 2022-06-03 @ 14:34:40.271
Finish Time 2022-06-03 @ 14:45:29.526
Track Length 2.6920mi.
Total Laps 153
Total Distance Covered 411.8803mi.

Session Fastest Lap History

NO	CL	NAME	LAP TIME	TIME OF DAY	LAP	VEHICLE
449	1000	Luke WALLINGTON	1:46.585	14:38:17.918	2	Yamaha R1 4C8
449	1000	Luke WALLINGTON	1:46.515	14:40:04.434	3	Yamaha R1 4C8

Session Leader History

NO	CL	NAME	FROM LAP	LAPS LED	DISTANCE	VEHICLE
449	1000	Luke WALLINGTON	1	6	16.15 miles	Yamaha R1 4C8

Flag History

TYPE	TIME OF DAY
GREEN	14:34:40.271
FINISH	14:45:29.526

Flag Statistics

TYPE	COUNT	TOTAL LAPS	TOTAL TIME
Green	1	6	12:46.886
Red	0	0	0.000
Safety Car	0	0	0.000
FCY	0	0	0.000

BMCRC - MRO Championships 2022 - Rnd 4 @ Oulton Park

L&W / BMCRC Rookie 600 & Rookie 1000

RACE 9 - STATISTICS

CLASS : 1000

15 Starters

Fastest Lap History

NO	NAME	LAP TIME	TIME OF DAY	LAP	VEHICLE
449	Luke WALLINGTON	1:46.585	14:38:17.918	2	Yamaha R1 4C8
449	Luke WALLINGTON	1:46.515	14:40:04.434	3	Yamaha R1 4C8

Leader History

NO	NAME	FROM LAP	LAPS LED	DISTANCE	VEHICLE
449	Luke WALLINGTON	1	6	16.15 miles	Yamaha R1 4C8

BMCRC - MRO Championships 2022 - Rnd 4 @ Oulton Park

L&W / BMCRC Rookie 600 & Rookie 1000

RACE 9 - STATISTICS

CLASS : 600

11 Starters

Fastest Lap History

NO	NAME	LAP TIME	TIME OF DAY	LAP	VEHICLE
29	Michael SHEPPHARD	1:48.982	14:38:54.596	2	Kawasaki ZX6R
29	Michael SHEPPHARD	1:48.482	14:44:25.092	5	Kawasaki ZX6R

Leader History

NO	NAME	FROM LAP	LAPS LED	DISTANCE	VEHICLE
29	Michael SHEPPHARD	1	6	16.15 miles	Kawasaki ZX6R

BMCRC - MRO Championships 2022 - Rnd 4 @ Oulton Park

L&W / BMCRC Rookie 600 & Rookie 1000

RACE 18 - GRID (6 Laps)



CONTRACTORS LTD

ROW 12	36	26	Max BARNES	2:10.846	35	444	Micheal HANRAHAN	2:00.222	34	152	Peter GILBERT	
ROW 11				1:59.634	33	42	Kai EVANS	1:55.813		31	41	Toby COOK
ROW 10				1:55.168	30	120	James GOWER	1:54.844	29	28	Craig BICKNELL	1:54.578
ROW 9				1:53.704	27	46	Pete MARSH	1:49.653	26	141	Henry ROSS	1:48.482
ROW 8												
ROW 7												
ROW 6									16	334	Anthony BRANDISH	
ROW 5				2:08.382	15	84	Colin McPHERSON	2:03.148	14	888	Paul FAGG	2:01.631
ROW 4				2:00.416	12	274	Stewart LATIMER	1:59.388	11	640	Dominic BREWIN	1:57.296
ROW 3				1:54.791	9	45	Glenn SMITH	1:54.043	8	281	Daniel FARLEY	1:53.203
ROW 2				1:53.138	6	222	Daniel MERCER	1:52.571	5	56	Paul HARRIS	1:49.977
ROW 1				1:49.032	3	224	Lee HEALEY	1:48.842	2	23	Harry HINCHCLIFFE	1:46.515
									1	449	Luke WALLINGTON	
												Pole

Oulton Park International: 2.6920 miles

These results are provisional until the conclusion of any judicial and technical matters.

Clerk Of Course :	Stewards :	Timekeeper : Richard Evans
-------------------	------------	----------------------------

Results can be found at www.tsl-timing.com

Printed - 14:52 Friday, 03 June 2022



BMCRC - MRO Championships 2022 - Rnd 4 @ Oulton Park

L&W / BMCRC Rookie 600 & Rookie 1000

RACE 18 - CLASSIFICATION



CONTRACTORS LTD

POS	NO	CL	PIC NAME	ENTRY	LAPS	TIME	GAP	DIFF	MPH	BEST	ON
1	449	1000	1 Luke WALLINGTON	Yamaha R1 4C8 - BW Bespoke Developments Ltd	6	11:01.617			87.88	1:49.083	2
2	34	1000	2 Ben CHEESEMAN	Kawasaki ZX10RR - BCH Services Kent Ltd	6	11:04.421	2.804	2.804	87.51	1:49.393	5
3	23	1000	3 Harry HINCHCLIFFE	Kawasaki ZX10R - JDL Electrical	6	11:04.978	3.361	0.557	87.44	1:49.062	5
4	224	1000	4 Lee HEALEY	Suzuki GSXR 1000R - F-Tech Fire & Electrical Ltd /	6	11:05.249	3.632	0.271	87.40	1:49.223	5
5	334	1000	5 Anthony BRANDISH	Suzuki GSXR 1000 - BW bespoke developments ltd	6	11:05.431	3.814	0.182	87.38	1:47.960	5
6	56	1000	6 Paul HARRIS	Kawasaki ZX10R - Elmech Racing	6	11:26.599	24.982	21.168	84.68	1:52.808	6
7	29	600	1 Michael SHEPPHARD	Kawasaki ZX6R - RTR Performance, KRS Solutions	6	11:31.171	29.554	4.572	84.12	1:49.614	4
8	36	1000	7 Alan MORGAN	Suzuki GSXR 1000 - Little Duck Racing	6	11:33.722	32.105	2.551	83.81	1:53.308	4
9	281	1000	8 Daniel FARLEY	Suzuki GSXR - F-TECH FIRE & ELECTRICAL LTD	6	11:35.985	34.368	2.263	83.54	1:54.399	6
10	141	600	2 Henry ROSS	Yamaha R6 -	6	11:38.780	37.163	2.795	83.21	1:50.648	5
11	50	1000	9 Jason PAES	Aprilia RSV4 -	6	11:47.367	45.750	8.587	82.20	1:56.171	6
12	46	600	3 Pete MARSH	Kawasaki ZX6R - Zipped Up Racing	6	11:54.964	53.347	7.597	81.32	1:53.377	4
13	45	1000	10 Glenn SMITH	Kawasaki ZX10R - Team Blumpkin Racing	6	11:59.454	57.837	4.490	80.82	1:58.496	3
14	222	1000	11 Daniel MERCER	Honda CBR1000RR - McLovin Racing	6	12:01.385	59.768	1.931	80.60	1:55.099	4
15	28	600	4 Craig BICKNELL	Yamaha R6 - On Point Security LTD	6	12:02.938	1:01.321	1.553	80.43	1:53.251	6
16	58	600	5 Paul NICHOLAS	Yamaha YZF R6 - Harris Autos Repairs	6	12:03.745	1:02.128	0.807	80.34	1:53.749	6
17	120	600	6 James GOWER	Yamaha R6 - TeamRubyRacing	6	12:06.777	1:05.160	3.032	80.00	1:54.700	6
18	41	600	7 Toby COOK	Triumph Daytona - Brixham Bodyworks	6	12:07.118	1:05.501	0.341	79.97	1:55.086	5
19	640	1000	12 Dominic BREWIN	Suzuki GSXR 1000 - The Crown Inn - Heather	6	12:11.149	1:09.532	4.031	79.52	1:59.098	6
20	53	600	8 Anthony FITTON	Yamaha R6 -	6	12:18.674	1:17.057	7.525	78.71	1:57.128	4
21	274	1000	13 Stewart LATIMER	Suzuki GSXR1000 R - Fat Bloke Racing RR	6	12:23.557	1:21.940	4.883	78.20	2:02.127	3
22	888	1000	14 Paul FAGG	Yamaha R1 4C8 -	6	12:30.968	1:29.351	7.411	77.43	2:01.150	4
23	113	1000	15 Jonathan GOOD	Kawasaki ZX10R -	6	12:37.547	1:35.930	6.579	76.75	2:00.289	4
24	444	600	9 Micheal HANRAHAN	Yamaha R600 - T G CAD SERVICES/ G and g mobil	5	11:20.132	1 Lap	1 Lap	71.24	2:09.379	5

NOT CLASSIFIED

DNF	42	600	Kai EVANS	Kawasaki ZX6R - CBS Ltd Construction and Engineer	0
-----	----	-----	-----------	---	---

FASTEST LAP

334	1000	Anthony BRANDISH	Suzuki GSXR 1000 - BW bespoke developments ltd	5	1:47.960	89.76 mph	144.46 kph
29	600	Michael SHEPPHARD	Kawasaki ZX6R - RTR Performance, KRS Solutions	4	1:49.614	88.41 mph	142.28 kph

Class 1000 - 92.5% of Race Speed = 81.28 mph

Class 600 - 92.5% of Race Speed = 77.81 mph

Weather / Track : Cloudy / Dry

These results are provisional until the conclusion of any judicial and technical matters.

Race Distance: 6 Laps / 16.15 miles
Oulton Park International: 2.6920 miles
Date: 03/06/2022 Start: 17:59 Finish: 18:10

Clerk Of Course :	Stewards :	Timekeeper : Richard Evans
-------------------	------------	----------------------------

Results can be found at www.tsl-timing.com

Printed - 18:12 Friday, 03 June 2022



BMCRC - MRO Championships 2022 - Rnd 4 @ Oulton Park

L&W / BMCRC Rookie 600 & Rookie 1000

RACE 18 - LAP CHART

LAP 1 @ 18:01:18.853

NO	BEHIND	LAP TIME
449		1:54.134
224	0.958	1:55.092
23	1.626	1:55.760
34	2.039	1:56.173
222	5.042	1:59.176
334	5.771	1:59.905
281	6.284	2:00.418
56	6.589	2:00.723
36	6.969	2:01.103
45	9.111	2:03.245
50	9.742	2:03.876
640	14.553	2:08.687
274	15.784	2:09.918
113	16.848	2:10.982
888	19.874	2:14.008
29	25.971	2:20.105
141	28.068	2:22.202
46	28.735	2:22.869
120	31.678	2:25.812
58	32.753	2:26.887
28	33.581	2:27.715
41	34.435	2:28.569
53	36.068	2:30.202
444	46.419	2:40.553

LAP 2 @ 18:03:07.936

NO	BEHIND	LAP TIME
449		1:49.083
224	1.294	1:49.419
23	1.848	1:49.305
34	2.585	1:49.629
334	6.612	1:49.924
56	11.400	1:53.894
36	11.937	1:54.051
281	12.924	1:55.723
50	17.834	1:57.175
45	19.229	1:59.201
640	26.229	2:00.759
29	28.407	1:51.519
274	29.406	2:02.705
113	30.241	2:02.476
141	30.385	1:51.400
46	33.916	1:54.264
222	34.841	2:18.882
888	35.822	2:05.031
120	37.777	1:55.182
58	38.798	1:55.128
28	40.184	1:55.686
41	41.066	1:55.714
53	45.794	1:58.809
444	1:07.830	2:10.494

LAP 3 @ 18:04:57.386

NO	BEHIND	LAP TIME
449		1:49.450
224	2.119	1:50.275
23	2.222	1:49.824
34	3.151	1:50.016
334	6.641	1:49.479
56	15.069	1:53.119
36	16.711	1:54.224
281	18.947	1:55.473

Weather / Track : Cloudy / Dry

Results can be found at www.tsl-timing.com

50	24.964	1:56.580
45	28.275	1:58.496
29	28.895	1:49.938
141	32.064	1:51.129
640	37.165	2:00.386
46	39.697	1:55.231
113	41.118	2:00.327
222	41.700	1:56.309
274	42.083	2:02.127
58	45.651	1:56.303
120	46.134	1:57.807
28	46.973	1:56.239
41	47.839	1:56.223
888	48.787	2:02.415
53	53.587	1:57.243
444	1:28.168	2:09.788

LAP 4 @ 18:06:46.598

NO	BEHIND	LAP TIME
449		1:49.212
224	2.826	1:49.919
23	3.226	1:50.216
34	3.431	1:49.492
334	6.488	1:49.059
56	18.933	1:53.076
36	20.807	1:53.308
281	24.557	1:54.822
29	29.297	1:49.614
50	32.291	1:56.539
141	34.415	1:51.563
45	39.132	2:00.069
46	43.862	1:53.377
222	47.587	1:55.099
640	49.547	2:01.594
113	52.195	2:00.289
58	52.362	1:55.923
28	52.566	1:54.805
120	53.634	1:56.712
41	54.984	1:56.357
274	56.397	2:03.526
888	1:00.725	2:01.150
53	1:01.503	1:57.128
444	1:48.874	2:09.918

LAP 5 @ 18:08:36.505

NO	BEHIND	LAP TIME
449		1:49.907
224	2.142	1:49.223
23	2.381	1:49.062
34	2.917	1:49.393
334	4.541	1:47.960
56	22.005	1:52.979
36	27.681	1:56.781
29	29.541	1:50.151
281	29.800	1:55.150
141	35.156	1:50.648
50	39.410	1:57.026
46	48.440	1:54.485
45	49.035	1:59.810
222	54.398	1:56.718
28	57.901	1:55.242
58	58.210	1:55.755
41	1:00.163	1:55.086
640	1:00.265	2:00.625
120	1:00.291	1:56.564

274	1:09.298	2:02.808
53	1:09.714	1:58.118
888	1:14.656	2:03.838
113	1:20.570	2:18.282

LAP 6 @ 18:10:26.336

NO	BEHIND	LAP TIME
449		1:49.831
34	2.804	1:49.718
23	3.361	1:50.811
224	3.632	1:51.321
334	3.814	1:49.104
444	1 Lap	2:09.379
56	24.982	1:52.808
29	29.554	1:49.844
36	32.105	1:54.255
281	34.368	1:54.399
141	37.163	1:51.838
50	45.750	1:56.171
46	53.347	1:54.738
45	57.837	1:58.633
222	59.768	1:55.201
28	1:01.321	1:53.251
58	1:02.128	1:53.749
120	1:05.160	1:54.700
41	1:05.501	1:55.169
640	1:09.532	1:59.098
53	1:17.057	1:57.174
274	1:21.940	2:02.473
888	1:29.351	2:04.526
113	1:35.930	2:05.191

Oulton Park International: 2.6920 miles
Date: 03/06/2022 Start: 17:59 Finish: 18:10

Printed - 18:12 Friday, 03 June 2022

BMCR - MRO Championships 2022 - Rnd 4 @ Oulton Park

L&W / BMCR Rookie 600 & Rookie 1000

RACE 18 - SECTOR ANALYSIS



SECTOR 1 = FL to I1, SECTOR 2 = I1 to FL, DIFF = Difference To Personal Best Lap, P = Crossed Finish Line in Pit Lane, D = Time Disallowed

P1 449 1000 Luke WALLINGTON		Yamaha R1 4C8 - BW Bespoke Developments Ltd				
IDEAL LAP TIME : 1:49.083		BEST LAP TIME : 1:49.083		DIFFERENCE : 0.000		
LAP	SECTOR 1	SECTOR 2	LAP TIME	MPH	DIFF	TIME OF DAY
1 -		29.855	1:54.134	84.91	5.051	18:01:18.853
2 -	1:19.276	29.807	1:49.083 (1)	88.84		18:03:07.936
3 -	1:19.400	30.050	1:49.450 (3)	88.54	0.367	18:04:57.386
4 -	1:19.314	29.898	1:49.212 (2)	88.73	0.129	18:06:46.598
5 -	1:19.652	30.255	1:49.907	88.17	0.824	18:08:36.505
6 -	1:19.730	30.101	1:49.831	88.23	0.748	18:10:26.336

P2 34 1000 Ben CHEESEMAN		Kawasaki ZX10RR - BCH Services Kent Ltd				
IDEAL LAP TIME : 1:48.962		BEST LAP TIME : 1:49.393		DIFFERENCE : 0.431		
LAP	SECTOR 1	SECTOR 2	LAP TIME	MPH	DIFF	TIME OF DAY
1 -		30.010	1:56.173	83.42	6.780	18:01:20.892
2 -	1:19.725	29.904	1:49.629 (3)	88.40	0.236	18:03:10.521
3 -	1:20.034	29.982	1:50.016	88.08	0.623	18:05:00.537
4 -	1:19.698	29.794	1:49.492 (2)	88.51	0.099	18:06:50.029
5 -	1:19.772	29.621	1:49.393 (1)	88.59		18:08:39.422
6 -	1:20.454	29.264	1:49.718	88.32	0.325	18:10:29.140

P3 23 1000 Harry HINCHCLIFFE		Kawasaki ZX10R - JDL Electrical				
IDEAL LAP TIME : 1:48.953		BEST LAP TIME : 1:49.062		DIFFERENCE : 0.109		
LAP	SECTOR 1	SECTOR 2	LAP TIME	MPH	DIFF	TIME OF DAY
1 -		30.037	1:55.760	83.71	6.698	18:01:20.479
2 -	1:19.333	29.972	1:49.305 (2)	88.66	0.243	18:03:09.784
3 -	1:19.563	30.261	1:49.824 (3)	88.24	0.762	18:04:59.608
4 -	1:20.310	29.906	1:50.216	87.93	1.154	18:06:49.824
5 -	1:19.442	29.620	1:49.062 (1)	88.86		18:08:38.886
6 -	1:20.666	30.145	1:50.811	87.45	1.749	18:10:29.697

P4 224 1000 Lee HEALEY		Suzuki GSXR 1000R - F-Tech Fire & Electrical Ltd / Ark Joinery				
IDEAL LAP TIME : 1:48.768		BEST LAP TIME : 1:49.223		DIFFERENCE : 0.455		
LAP	SECTOR 1	SECTOR 2	LAP TIME	MPH	DIFF	TIME OF DAY
1 -		30.097	1:55.092	84.20	5.869	18:01:19.811
2 -	1:19.442	29.977	1:49.419 (2)	88.57	0.196	18:03:09.230
3 -	1:19.771	30.504	1:50.275	87.88	1.052	18:04:59.505
4 -	1:19.732	30.187	1:49.919 (3)	88.16	0.696	18:06:49.424
5 -	1:19.172	30.051	1:49.223 (1)	88.72		18:08:38.647
6 -	1:21.725	29.596	1:51.321	87.05	2.098	18:10:29.968

P5 334 1000 Anthony BRANDISH		Suzuki GSXR 1000 - BW bespoke developments ltd				
IDEAL LAP TIME : 1:47.960		BEST LAP TIME : 1:47.960		DIFFERENCE : 0.000		
LAP	SECTOR 1	SECTOR 2	LAP TIME	MPH	DIFF	TIME OF DAY
1 -		30.432	1:59.905	80.82	11.945	18:01:24.624
2 -	1:19.962	29.962	1:49.924	88.16	1.964	18:03:14.548
3 -	1:19.817	29.662	1:49.479	88.52	1.519	18:05:04.027
4 -	1:19.351	29.708	1:49.059 (2)	88.86	1.099	18:06:53.086
5 -	1:18.465	29.495	1:47.960 (1)	89.76		18:08:41.046
6 -	1:19.508	29.596	1:49.104 (3)	88.82	1.144	18:10:30.150

P6 56 1000 Paul HARRIS		Kawasaki ZX10R - Elmech Racing				
IDEAL LAP TIME : 1:52.655		BEST LAP TIME : 1:52.808		DIFFERENCE : 0.153		
LAP	SECTOR 1	SECTOR 2	LAP TIME	MPH	DIFF	TIME OF DAY
1 -		30.885	2:00.723	80.27	7.915	18:01:25.442
2 -	1:22.964	30.930	1:53.894	85.09	1.086	18:03:19.336
3 -	1:22.344	30.775	1:53.119	85.67	0.311	18:05:12.455
4 -	1:22.260	30.816	1:53.076 (3)	85.70	0.268	18:07:05.531
5 -	1:22.003	30.976	1:52.979 (2)	85.77	0.171	18:08:58.510
6 -	1:22.156	30.652	1:52.808 (1)	85.90		18:10:51.318

BMCR - MRO Championships 2022 - Rnd 4 @ Oulton Park

L&W / BMCR Rookie 600 & Rookie 1000

RACE 18 - SECTOR ANALYSIS



SECTOR 1 = FL to I1, SECTOR 2 = I1 to FL, DIFF = Difference To Personal Best Lap, P = Crossed Finish Line in Pit Lane, D = Time Disallowed

P7 29 600 Michael SHEPPHARD		Kawasaki ZX6R - RTR Performance, KRS Solutions				
IDEAL LAP TIME : 1:49.233		BEST LAP TIME : 1:49.614		DIFFERENCE : 0.381		
LAP	SECTOR 1	SECTOR 2	LAP TIME	MPH	DIFF	TIME OF DAY
1 -		30.835	2:20.105	69.17	30.491	18:01:44.824
2 -	1:20.026	31.493	1:51.519	86.90	1.905	18:03:36.343
3 -	1:19.933	30.005	1:49.938 (3)	88.15	0.324	18:05:26.281
4 -	1:19.594	30.020	1:49.614 (1)	88.41		18:07:15.895
5 -	1:19.521	30.630	1:50.151	87.98	0.537	18:09:06.046
6 -	1:19.228	30.616	1:49.844 (2)	88.22	0.230	18:10:55.890

P8 36 1000 Alan MORGAN		Suzuki GSXR 1000 - Little Duck Racing				
IDEAL LAP TIME : 1:53.308		BEST LAP TIME : 1:53.308		DIFFERENCE : 0.000		
LAP	SECTOR 1	SECTOR 2	LAP TIME	MPH	DIFF	TIME OF DAY
1 -		30.746	2:01.103	80.02	7.795	18:01:25.822
2 -	1:23.258	30.793	1:54.051 (2)	84.97	0.743	18:03:19.873
3 -	1:23.478	30.746	1:54.224 (3)	84.84	0.916	18:05:14.097
4 -	1:22.819	30.489	1:53.308 (1)	85.53		18:07:07.405
5 -	1:25.792	30.989	1:56.781	82.98	3.473	18:09:04.186
6 -	1:23.317	30.938	1:54.255	84.82	0.947	18:10:58.441

P9 281 1000 Daniel FARLEY		Suzuki GSXR - F-TECH FIRE & ELECTRICAL LTD				
IDEAL LAP TIME : 1:54.105		BEST LAP TIME : 1:54.399		DIFFERENCE : 0.294		
LAP	SECTOR 1	SECTOR 2	LAP TIME	MPH	DIFF	TIME OF DAY
1 -		31.480	2:00.418	80.48	6.019	18:01:25.137
2 -	1:23.769	31.954	1:55.723	83.74	1.324	18:03:20.860
3 -	1:24.060	31.413	1:55.473	83.92	1.074	18:05:16.333
4 -	1:23.342	31.480	1:54.822 (2)	84.40	0.423	18:07:11.155
5 -	1:24.074	31.076	1:55.150 (3)	84.16	0.751	18:09:06.305
6 -	1:23.029	31.370	1:54.399 (1)	84.71		18:11:00.704

P10 141 600 Henry ROSS		Yamaha R6 -				
IDEAL LAP TIME : 1:50.648		BEST LAP TIME : 1:50.648		DIFFERENCE : 0.000		
LAP	SECTOR 1	SECTOR 2	LAP TIME	MPH	DIFF	TIME OF DAY
1 -		30.327	2:22.202	68.15	31.554	18:01:46.921
2 -	1:21.241	30.159	1:51.400 (3)	86.99	0.752	18:03:38.321
3 -	1:21.051	30.078	1:51.129 (2)	87.20	0.481	18:05:29.450
4 -	1:21.504	30.059	1:51.563	86.86	0.915	18:07:21.013
5 -	1:20.736	29.912	1:50.648 (1)	87.58		18:09:11.661
6 -	1:21.464	30.374	1:51.838	86.65	1.190	18:11:03.499

P11 50 1000 Jason PAES		Aprilia RSV4 -				
IDEAL LAP TIME : 1:55.970		BEST LAP TIME : 1:56.171		DIFFERENCE : 0.201		
LAP	SECTOR 1	SECTOR 2	LAP TIME	MPH	DIFF	TIME OF DAY
1 -		32.322	2:03.876	78.23	7.705	18:01:28.595
2 -	1:25.152	32.023	1:57.175	82.70	1.004	18:03:25.770
3 -	1:24.215	32.365	1:56.580 (3)	83.13	0.409	18:05:22.350
4 -	1:24.434	32.105	1:56.539 (2)	83.15	0.368	18:07:18.889
5 -	1:24.647	32.379	1:57.026	82.81	0.855	18:09:15.915
6 -	1:23.947	32.224	1:56.171 (1)	83.42		18:11:12.086

P12 46 600 Pete MARSH		Kawasaki ZX6R - Zipped Up Racing				
IDEAL LAP TIME : 1:52.653		BEST LAP TIME : 1:53.377		DIFFERENCE : 0.724		
LAP	SECTOR 1	SECTOR 2	LAP TIME	MPH	DIFF	TIME OF DAY
1 -		30.726	2:22.869	67.83	29.492	18:01:47.588
2 -	1:22.845	31.419	1:54.264 (2)	84.81	0.887	18:03:41.852
3 -	1:23.605	31.626	1:55.231	84.10	1.854	18:05:37.083
4 -	1:21.927	31.450	1:53.377 (1)	85.47		18:07:30.460
5 -	1:22.821	31.664	1:54.485 (3)	84.65	1.108	18:09:24.945
6 -	1:23.021	31.717	1:54.738	84.46	1.361	18:11:19.683

BMCRC - MRO Championships 2022 - Rnd 4 @ Oulton Park

L&W / BMCRC Rookie 600 & Rookie 1000

RACE 18 - SECTOR ANALYSIS



SECTOR 1 = FL to I1, SECTOR 2 = I1 to FL, DIFF = Difference To Personal Best Lap, P = Crossed Finish Line in Pit Lane, D = Time Disallowed

P13 45 1000 Glenn SMITH		Kawasaki ZX10R - Team Blumpkin Racing				
IDEAL LAP TIME : 1:57.873		BEST LAP TIME : 1:58.496		DIFFERENCE : 0.623		
LAP	SECTOR 1	SECTOR 2	LAP TIME	MPH	DIFF	TIME OF DAY
1 -		32.025	2:03.245	78.63	4.749	18:01:27.964
2 -	1:26.781	32.420	1:59.201 (3)	81.30	0.705	18:03:27.165
3 -	1:25.848	32.648	1:58.496 (1)	81.78		18:05:25.661
4 -	1:26.945	33.124	2:00.069	80.71	1.573	18:07:25.730
5 -	1:27.331	32.479	1:59.810	80.88	1.314	18:09:25.540
6 -	1:26.244	32.389	1:58.633 (2)	81.69	0.137	18:11:24.173

P14 222 1000 Daniel MERCER		Honda CBR1000RR - McLovin Racing				
IDEAL LAP TIME : 1:54.545		BEST LAP TIME : 1:55.099		DIFFERENCE : 0.554		
LAP	SECTOR 1	SECTOR 2	LAP TIME	MPH	DIFF	TIME OF DAY
1 -		30.950	1:59.176	81.31	4.077	18:01:23.895
2 -	1:46.885	31.997	2:18.882	69.78	23.783	18:03:42.777
3 -	1:23.677	32.632	1:56.309 (3)	83.32	1.210	18:05:39.086
4 -	1:23.680	31.419	1:55.099 (1)	84.19		18:07:34.185
5 -	1:25.088	31.630	1:56.718	83.03	1.619	18:09:30.903
6 -	1:23.595	31.606	1:55.201 (2)	84.12	0.102	18:11:26.104

P15 28 600 Craig BICKNELL		Yamaha R6 - On Point Security LTD				
IDEAL LAP TIME : 1:53.251		BEST LAP TIME : 1:53.251		DIFFERENCE : 0.000		
LAP	SECTOR 1	SECTOR 2	LAP TIME	MPH	DIFF	TIME OF DAY
1 -		31.453	2:27.715	65.60	34.464	18:01:52.434
2 -	1:23.935	31.751	1:55.686	83.77	2.435	18:03:48.120
3 -	1:24.992	31.247	1:56.239	83.37	2.988	18:05:44.359
4 -	1:23.538	31.267	1:54.805 (2)	84.41	1.554	18:07:39.164
5 -	1:23.951	31.291	1:55.242 (3)	84.09	1.991	18:09:34.406
6 -	1:22.353	30.898	1:53.251 (1)	85.57		18:11:27.657

P16 58 600 Paul NICHOLAS		Yamaha YZF R6 - Harris Autos Repairs				
IDEAL LAP TIME : 1:53.689		BEST LAP TIME : 1:53.749		DIFFERENCE : 0.060		
LAP	SECTOR 1	SECTOR 2	LAP TIME	MPH	DIFF	TIME OF DAY
1 -		31.042	2:26.887	65.97	33.138	18:01:51.606
2 -	1:23.594	31.534	1:55.128 (2)	84.17	1.379	18:03:46.734
3 -	1:24.612	31.691	1:56.303	83.32	2.554	18:05:43.037
4 -	1:23.833	32.090	1:55.923	83.60	2.174	18:07:38.960
5 -	1:23.598	32.157	1:55.755 (3)	83.72	2.006	18:09:34.715
6 -	1:22.647	31.102	1:53.749 (1)	85.19		18:11:28.464

P17 120 600 James GOWER		Yamaha R6 - TeamRubyRacing				
IDEAL LAP TIME : 1:54.700		BEST LAP TIME : 1:54.700		DIFFERENCE : 0.000		
LAP	SECTOR 1	SECTOR 2	LAP TIME	MPH	DIFF	TIME OF DAY
1 -		31.228	2:25.812	66.46	31.112	18:01:50.531
2 -	1:24.257	30.925	1:55.182 (2)	84.13	0.482	18:03:45.713
3 -	1:26.422	31.385	1:57.807	82.26	3.107	18:05:43.520
4 -	1:25.544	31.168	1:56.712	83.03	2.012	18:07:40.232
5 -	1:25.338	31.226	1:56.564 (3)	83.14	1.864	18:09:36.796
6 -	1:23.978	30.722	1:54.700 (1)	84.49		18:11:31.496

P18 41 600 Toby COOK		Triumph Daytona - Brixham Bodyworks				
IDEAL LAP TIME : 1:54.111		BEST LAP TIME : 1:55.086		DIFFERENCE : 0.975		
LAP	SECTOR 1	SECTOR 2	LAP TIME	MPH	DIFF	TIME OF DAY
1 -		31.953	2:28.569	65.23	33.483	18:01:53.288
2 -	1:23.720	31.994	1:55.714 (3)	83.75	0.628	18:03:49.002
3 -	1:24.425	31.798	1:56.223	83.38	1.137	18:05:45.225
4 -	1:24.029	32.328	1:56.357	83.28	1.271	18:07:41.582
5 -	1:23.222	31.864	1:55.086 (1)	84.20		18:09:36.668
6 -	1:24.280	30.889	1:55.169 (2)	84.14	0.083	18:11:31.837

BMCR - MRO Championships 2022 - Rnd 4 @ Oulton Park

L&W / BMCR Rookie 600 & Rookie 1000

RACE 18 - SECTOR ANALYSIS



SECTOR 1 = FL to I1, SECTOR 2 = I1 to FL, DIFF = Difference To Personal Best Lap, P = Crossed Finish Line in Pit Lane, D = Time Disallowed

P19 640 1000		Dominic BREWIN		Suzuki GSXR 1000 - The Crown Inn - Heather		
IDEAL LAP TIME : 1:59.098		BEST LAP TIME : 1:59.098		DIFFERENCE : 0.000		
LAP	SECTOR 1	SECTOR 2	LAP TIME	MPH	DIFF	TIME OF DAY
1 -		33.352	2:08.687	75.30	9.589	18:01:33.406
2 -	1:27.146	33.613	2:00.759	80.25	1.661	18:03:34.165
3 -	1:27.285	33.101	2:00.386 (2)	80.50	1.288	18:05:34.551
4 -	1:28.614	32.980	2:01.594	79.70	2.496	18:07:36.145
5 -	1:27.751	32.874	2:00.625 (3)	80.34	1.527	18:09:36.770
6 -	1:26.815	32.283	1:59.098 (1)	81.37		18:11:35.868

P20 53 600		Anthony FITTON		Yamaha R6 -		
IDEAL LAP TIME : 1:56.423		BEST LAP TIME : 1:57.128		DIFFERENCE : 0.705		
LAP	SECTOR 1	SECTOR 2	LAP TIME	MPH	DIFF	TIME OF DAY
1 -		32.507	2:30.202	64.52	33.074	18:01:54.921
2 -	1:26.529	32.280	1:58.809	81.57	1.681	18:03:53.730
3 -	1:24.850	32.393	1:57.243 (3)	82.65	0.115	18:05:50.973
4 -	1:25.031	32.097	1:57.128 (1)	82.74		18:07:48.101
5 -	1:25.846	32.272	1:58.118	82.04	0.990	18:09:46.219
6 -	1:25.601	31.573	1:57.174 (2)	82.70	0.046	18:11:43.393

P21 274 1000		Stewart LATIMER		Suzuki GSXR1000 R - Fat Bloke Racing RR		
IDEAL LAP TIME : 2:01.376		BEST LAP TIME : 2:02.127		DIFFERENCE : 0.751		
LAP	SECTOR 1	SECTOR 2	LAP TIME	MPH	DIFF	TIME OF DAY
1 -		33.484	2:09.918	74.59	7.791	18:01:34.637
2 -	1:29.320	33.385	2:02.705 (3)	78.98	0.578	18:03:37.342
3 -	1:28.016	34.111	2:02.127 (1)	79.35		18:05:39.469
4 -	1:29.541	33.985	2:03.526	78.45	1.399	18:07:42.995
5 -	1:29.329	33.479	2:02.808	78.91	0.681	18:09:45.803
6 -	1:29.113	33.360	2:02.473 (2)	79.13	0.346	18:11:48.276

P22 888 1000		Paul FAGG		Yamaha R1 4C8 -		
IDEAL LAP TIME : 2:00.769		BEST LAP TIME : 2:01.150		DIFFERENCE : 0.381		
LAP	SECTOR 1	SECTOR 2	LAP TIME	MPH	DIFF	TIME OF DAY
1 -		33.223	2:14.008	72.31	12.858	18:01:38.727
2 -	1:31.337	33.694	2:05.031	77.51	3.881	18:03:43.758
3 -	1:29.941	32.474	2:02.415 (2)	79.16	1.265	18:05:46.173
4 -	1:28.295	32.855	2:01.150 (1)	79.99		18:07:47.323
5 -	1:30.321	33.517	2:03.838 (3)	78.25	2.688	18:09:51.161
6 -	1:30.539	33.987	2:04.526	77.82	3.376	18:11:55.687

P23 113 1000		Jonathan GOOD		Kawasaki ZX10R -		
IDEAL LAP TIME : 2:00.284		BEST LAP TIME : 2:00.289		DIFFERENCE : 0.005		
LAP	SECTOR 1	SECTOR 2	LAP TIME	MPH	DIFF	TIME OF DAY
1 -		32.813	2:10.982	73.98	10.693	18:01:35.701
2 -	1:28.963	33.513	2:02.476 (3)	79.12	2.187	18:03:38.177
3 -	1:27.984	32.343	2:00.327 (2)	80.54	0.038	18:05:38.504
4 -	1:27.989	32.300	2:00.289 (1)	80.56		18:07:38.793
5 -	1:45.108	33.174	2:18.282	70.08	17.993	18:09:57.075
6 -	1:31.292	33.899	2:05.191	77.41	4.902	18:12:02.266

P24 444 600		Micheal HANRAHAN		Yamaha R600 - T G CAD SERVICES/ G and g mobility services		
IDEAL LAP TIME : 2:08.998		BEST LAP TIME : 2:09.379		DIFFERENCE : 0.381		
LAP	SECTOR 1	SECTOR 2	LAP TIME	MPH	DIFF	TIME OF DAY
1 -		35.100	2:40.553	60.36	31.174	18:02:05.272
2 -	1:34.375	36.119	2:10.494	74.26	1.115	18:04:15.766
3 -	1:34.302	35.486	2:09.788 (2)	74.67	0.409	18:06:25.554
4 -	1:34.031	35.887	2:09.918 (3)	74.59	0.539	18:08:35.472
5 -	1:33.898	35.481	2:09.379 (1)	74.90		18:10:44.851

BMCRC - MRO Championships 2022 - Rnd 4 @ Oulton Park

L&W / BMCRC Rookie 600 & Rookie 1000

RACE 18 - BEST SECTORS

SECTOR 1			SECTOR 2			IDEAL / BEST COMPARISON						
POS	NO	NAME	TIME	NO	NAME	TIME	POS	NO	NAME	IDEAL	BEST	DIFF
									PERFECT LAP	1:47.729		
1	334	BRANDISH	1:18.465	34	CHEESEMAN	29.264	1	334	BRANDISH	1:47.960	1:47.960	0.000
2	224	HEALEY	1:19.172	334	BRANDISH	29.495	2	224	HEALEY	1:48.768	1:49.223	0.455
3	29	SHEPPHARD	1:19.228	224	HEALEY	29.596	3	23	HINCHCLIFFE	1:48.953	1:49.062	0.109
4	449	WALLINGTON	1:19.276	23	HINCHCLIFFE	29.620	4	34	CHEESEMAN	1:48.962	1:49.393	0.431
5	23	HINCHCLIFFE	1:19.333	449	WALLINGTON	29.807	5	449	WALLINGTON	1:49.083	1:49.083	0.000
6	34	CHEESEMAN	1:19.698	141	ROSS	29.912	6	29	SHEPPHARD	1:49.233	1:49.614	0.381
7	141	ROSS	1:20.736	29	SHEPPHARD	30.005	7	141	ROSS	1:50.648	1:50.648	0.000
8	46	MARSH	1:21.927	36	MORGAN	30.489	8	46	MARSH	1:52.653	1:53.377	0.724
9	56	HARRIS	1:22.003	56	HARRIS	30.652	9	56	HARRIS	1:52.655	1:52.808	0.153
10	28	BICKNELL	1:22.353	120	GOWER	30.722	10	28	BICKNELL	1:53.251	1:53.251	0.000
11	58	NICHOLAS	1:22.647	46	MARSH	30.726	11	36	MORGAN	1:53.308	1:53.308	0.000
12	36	MORGAN	1:22.819	41	COOK	30.889	12	58	NICHOLAS	1:53.689	1:53.749	0.060
13	281	FARLEY	1:23.029	28	BICKNELL	30.898	13	281	FARLEY	1:54.105	1:54.399	0.294
14	41	COOK	1:23.222	222	MERCER	30.950	14	41	COOK	1:54.111	1:55.086	0.975
15	222	MERCER	1:23.595	58	NICHOLAS	31.042	15	222	MERCER	1:54.545	1:55.099	0.554
16	50	PAES	1:23.947	281	FARLEY	31.076	16	120	GOWER	1:54.700	1:54.700	0.000
17	120	GOWER	1:23.978	53	FITTON	31.573	17	50	PAES	1:55.970	1:56.171	0.201
18	53	FITTON	1:24.850	50	PAES	32.023	18	53	FITTON	1:56.423	1:57.128	0.705
19	45	SMITH	1:25.848	45	SMITH	32.025	19	45	SMITH	1:57.873	1:58.496	0.623
20	640	BREWIN	1:26.815	640	BREWIN	32.283	20	640	BREWIN	1:59.098	1:59.098	0.000
21	113	GOOD	1:27.984	113	GOOD	32.300	21	113	GOOD	2:00.284	2:00.289	0.005
22	274	LATIMER	1:28.016	888	FAGG	32.474	22	888	FAGG	2:00.769	2:01.150	0.381
23	888	FAGG	1:28.295	274	LATIMER	33.360	23	274	LATIMER	2:01.376	2:02.127	0.751
24	444	HANRAHAN	1:33.898	444	HANRAHAN	35.100	24	444	HANRAHAN	2:08.998	2:09.379	0.381
25												

BMCRC - MRO Championships 2022 - Rnd 4 @ Oulton Park

L&W / BMCRC Rookie 600 & Rookie 1000

RACE 18 - STATISTICS

Competitors Started	24
Planned Start	2022-06-03 @ 16:35:00.000
Actual Start	2022-06-03 @ 17:59:24.718
Finish Time	2022-06-03 @ 18:10:26.335
Track Length	2.6920mi.
Total Laps	143
Total Distance Covered	384.9600mi.

Session Fastest Lap History

NO	CL	NAME	LAP TIME	TIME OF DAY	LAP	VEHICLE
449	1000	Luke WALLINGTON	1:49.083	18:03:07.945	2	Yamaha R1 4C8
334	1000	Anthony BRANDISH	1:49.059	18:06:53.095	4	Suzuki GSXR 1000
334	1000	Anthony BRANDISH	1:47.960	18:08:41.055	5	Suzuki GSXR 1000

Session Leader History

NO	CL	NAME	FROM LAP	LAPS LED	DISTANCE	VEHICLE
449	1000	Luke WALLINGTON	1	6	16.15 miles	Yamaha R1 4C8

Flag History

TYPE	TIME OF DAY
GREEN	17:59:24.718
FINISH	18:10:26.335

Flag Statistics

TYPE	COUNT	TOTAL LAPS	TOTAL TIME
Green	1	6	12:42.214
Red	0	0	0.000
Safety Car	0	0	0.000
FCY	0	0	0.000

BMCRC - MRO Championships 2022 - Rnd 4 @ Oulton Park

L&W / BMCRC Rookie 600 & Rookie 1000

RACE 18 - STATISTICS

CLASS : 1000

15 Starters

Fastest Lap History

NO	NAME	LAP TIME	TIME OF DAY	LAP	VEHICLE
449	Luke WALLINGTON	1:49.083	18:03:07.945	2	Yamaha R1 4C8
334	Anthony BRANDISH	1:49.059	18:06:53.095	4	Suzuki GSXR 1000
334	Anthony BRANDISH	1:47.960	18:08:41.055	5	Suzuki GSXR 1000

Leader History

NO	NAME	FROM LAP	LAPS LED	DISTANCE	VEHICLE
449	Luke WALLINGTON	1	6	16.15 miles	Yamaha R1 4C8

BMCRC - MRO Championships 2022 - Rnd 4 @ Oulton Park

L&W / BMCRC Rookie 600 & Rookie 1000

RACE 18 - STATISTICS

CLASS : 600

9 Starters

Fastest Lap History

NO	NAME	LAP TIME	TIME OF DAY	LAP	VEHICLE
29	Michael SHEPPHARD	1:51.519	18:03:36.354	2	Kawasaki ZX6R
141	Henry ROSS	1:51.400	18:03:38.347	2	Yamaha R6
29	Michael SHEPPHARD	1:49.938	18:05:26.291	3	Kawasaki ZX6R
29	Michael SHEPPHARD	1:49.614	18:07:15.905	4	Kawasaki ZX6R

Leader History

NO	NAME	FROM LAP	LAPS LED	DISTANCE	VEHICLE
29	Michael SHEPPHARD	1	6	16.15 miles	Kawasaki ZX6R

BMCRC - MRO Championships 2022 - Rnd 4 @ Oulton Park

L&W / BMCRC Rookie 600 & Rookie 1000

RACE 9 - GRID (8 Laps)



CONTRACTORS LTD

ROW 12	36	26	Max BARNES	35	152	Peter GILBERT	34	42	Kai EVANS					
ROW 11			2:09.379	33	444	Micheal HANRAHAN	32	53	Anthony FITTON	31	41	Toby COOK	1:57.128	1:55.086
ROW 10			1:54.700	30	120	James GOWER	29	58	Paul NICHOLAS	28	46	Pete MARSH	1:53.749	1:53.377
ROW 9			1:53.251	27	28	Craig BICKNELL	26	141	Henry ROSS	25	29	Michael SHEPPHARD	1:50.648	1:49.614
ROW 8														
ROW 7														
ROW 6								16	84	Colin McPHERSON				
ROW 5			2:02.127	15	274	Stewart LATIMER	14	888	Paul FAGG	13	113	Jonathan GOOD	2:01.150	2:00.289
ROW 4			1:59.098	12	640	Dominic BREWIN	11	45	Glenn SMITH	10	50	Jason PAES	1:58.496	1:56.171
ROW 3			1:55.099	9	222	Daniel MERCER	8	281	Daniel FARLEY	7	36	Alan MORGAN	1:54.399	1:53.308
ROW 2			1:52.808	6	56	Paul HARRIS	5	34	Ben CHEESEMAN	4	224	Lee HEALEY	1:49.393	1:49.223
ROW 1			1:49.083	3	449	Luke WALLINGTON	2	23	Harry HINCHCLIFFE	1	334	Anthony BRANDISH	1:49.062	1:47.960
														Pole

Oulton Park International: 2.6920 miles

These results are provisional until the conclusion of any judicial and technical matters.

Clerk Of Course :	Stewards :	Timekeeper : Richard Evans
-------------------	------------	----------------------------

Results can be found at www.tsl-timing.com

Printed - 18:20 Friday, 03 June 2022



BMCRC - MRO Championships 2022 - Rnd 4 @ Oulton Park

L&W / BMCRC Rookie 600 & Rookie 1000

RACE 9 - CLASSIFICATION



CONTRACTORS LTD

POS	NO	CL	PIC NAME	ENTRY	LAPS	TIME	GAP	DIFF	MPH	BEST	ON
1	449	1000	1 Luke WALLINGTON	Yamaha R1 4C8 - BW Bespoke Developments Ltd	8	14:20.574			90.09	1:46.410	3
2	224	1000	2 Lee HEALEY	Suzuki GSXR 1000R - F-Tech Fire & Electrical Ltd /	8	14:38.483	17.909	17.909	88.25	1:47.745	8
3	23	1000	3 Harry HINCHCLIFFE	Kawasaki ZX10R - JDL Electrical	8	14:38.662	18.088	0.179	88.23	1:47.190	8
4	34	1000	4 Ben CHEESEMAN	Kawasaki ZX10RR - BCH Services Kent Ltd	8	14:46.400	25.826	7.738	87.46	1:49.173	5
5	141	600	1 Henry ROSS	Yamaha R6 -	8	15:02.210	41.636	15.810	85.93	1:47.975	7
6	56	1000	5 Paul HARRIS	Kawasaki ZX10R - Elmech Racing	8	15:16.120	55.546	13.910	84.62	1:52.450	7
7	36	1000	6 Alan MORGAN	Suzuki GSXR 1000 - Little Duck Racing	8	15:16.262	55.688	0.142	84.61	1:52.330	7
8	45	1000	7 Glenn SMITH	Kawasaki ZX10R - Team Blumpkin Racing	8	15:23.942	1:03.368	7.680	83.91	1:53.367	6
9	222	1000	8 Daniel MERCER	Honda CBR1000RR - McLovin Racing	8	15:24.116	1:03.542	0.174	83.89	1:53.480	6
10	281	1000	9 Daniel FARLEY	Suzuki GSXR - F-TECH FIRE & ELECTRICAL LTD	8	15:26.496	1:05.922	2.380	83.68	1:54.443	2
11	46	600	2 Pete MARSH	Kawasaki ZX6R - Zipped Up Racing	8	15:45.055	1:24.481	18.559	82.03	1:52.844	8
12	28	600	3 Craig BICKNELL	Yamaha R6 - On Point Security LTD	8	15:46.137	1:25.563	1.082	81.94	1:53.986	3
13	58	600	4 Paul NICHOLAS	Yamaha YZF R6 - Harris Autos Repairs	8	15:48.804	1:28.230	2.667	81.71	1:53.096	6
14	120	600	5 James GOWER	Yamaha R6 - TeamRubyRacing	8	15:51.913	1:31.339	3.109	81.44	1:53.778	8
15	53	600	6 Anthony FITTON	Yamaha R6 -	8	16:03.383	1:42.809	11.470	80.47	1:54.458	5
16	41	600	7 Toby COOK	Triumph Daytona - Brixham Bodyworks	8	16:03.526	1:42.952	0.143	80.46	1:54.764	5
17	640	1000	10 Dominic BREWIN	Suzuki GSXR 1000 - The Crown Inn - Heather	8	16:04.444	1:43.870	0.918	80.38	1:59.004	2
18	113	1000	11 Jonathan GOOD	Kawasaki ZX10R -	8	16:17.195	1:56.621	12.751	79.33	2:00.221	2
19	274	1000	12 Stewart LATIMER	Suzuki GSXR1000 R - Fat Bloke Racing RR	7	14:31.800	1 Lap	1 Lap	77.81	2:01.745	6
20	152	600	8 Peter GILBERT	Honda CBR600RR -	7	14:33.399	1 Lap	1.599	77.67	1:59.578	5
21	42	600	9 Kai EVANS	Kawasaki ZX6R - CBS Ltd Construction and Enginee	7	14:37.908	1 Lap	4.509	77.27	1:59.488	5
22	84	1000	13 Colin McPHERSON	Kawasaki ZX10R -	7	15:01.855	1 Lap	23.947	75.22	2:06.970	3
23	26	600	10 Max BARNES	Triumph Daytona -	7	15:09.431	1 Lap	7.576	74.59	2:02.539	6
24	444	600	11 Micheal HANRAHAN	Yamaha R600 - T G CAD SERVICES/ G and g mobil	7	15:29.102	1 Lap	19.671	73.01	2:05.921	3

NOT CLASSIFIED

DNF	29	600	Michael SHEPPHARD	Kawasaki ZX6R - RTR Performance, KRS Solutions	7	13:16.021	1 Lap		85.22	1:47.538	4
DNF	50	1000	Jason PAES	Aprilia RSV4 -	6	11:42.854	2 Laps	1 Lap	82.73	1:53.946	2

FASTEST LAP

449	1000	Luke WALLINGTON	Yamaha R1 4C8 - BW Bespoke Developments Ltd	3	1:46.410	91.07 mph	146.57 kph
29	600	Michael SHEPPHARD	Kawasaki ZX6R - RTR Performance, KRS Solutions	4	1:47.538	90.11 mph	145.03 kph

Class 1000 - 92.5% of Race Speed = 83.33 mph

Class 600 - 92.5% of Race Speed = 79.48 mph

Weather / Track : Sunny / Dry

These results are provisional until the conclusion of any judicial and technical matters.

Race Distance: 8 Laps / 21.53 miles
Oulton Park International: 2.6920 miles
Date: 04/06/2022 Start: 12:45 Finish: 12:59

Clerk Of Course :	Stewards :	Timekeeper : Richard Evans
-------------------	------------	----------------------------

Results can be found at www.tsl-timing.com

Printed - 13:04 Saturday, 04 June 2022



BMCRC - MRO Championships 2022 - Rnd 4 @ Oulton Park

L&W / BMCRC Rookie 600 & Rookie 1000

RACE 9 - LAP CHART

LAP 1 @ 12:46:52.993

NO	BEHIND	LAP TIME
449		1:51.460
23	3.796	1:55.256
224	3.888	1:55.348
34	4.083	1:55.543
281	6.025	1:57.485
45	7.921	1:59.381
222	8.809	2:00.269
36	9.139	2:00.599
56	9.900	2:01.360
50	10.830	2:02.290
640	14.969	2:06.429
113	16.629	2:08.089
274	20.046	2:11.506
84	22.373	2:13.833
141	29.746	2:21.206
29	30.615	2:22.075
46	32.869	2:24.329
28	33.431	2:24.891
58	35.044	2:26.504
120	35.210	2:26.670
41	38.805	2:30.265
152	39.913	2:31.373
53	40.286	2:31.746
42	41.497	2:32.957
26	49.395	2:40.855
444	50.350	2:41.810

LAP 2 @ 12:48:39.476

NO	BEHIND	LAP TIME
449		1:46.483
23	6.240	1:48.927
34	7.051	1:49.451
224	7.228	1:49.823
281	13.985	1:54.443
45	16.174	1:54.736
222	16.414	1:54.088
36	16.485	1:53.829
56	17.217	1:53.800
50	18.293	1:53.946
640	27.490	1:59.004
113	30.367	2:00.221
141	32.377	1:49.114
29	34.402	1:50.270
274	38.272	2:04.709
46	39.872	1:53.486
28	41.209	1:54.261
58	42.953	1:54.392
84	43.011	2:07.121
120	43.548	1:54.821
41	48.987	1:56.665
53	50.872	1:57.069
152	54.541	2:01.111
42	54.872	1:59.858
26	1:09.347	2:06.435
444	1:10.637	2:06.770

LAP 3 @ 12:50:25.886

NO	BEHIND	LAP TIME
449		1:46.410
224	9.756	1:48.938
23	10.021	1:50.191
34	10.192	1:49.551

281	22.890	1:55.315
45	24.726	1:54.962
36	24.830	1:54.755
56	25.183	1:54.376
222	25.633	1:55.629
50	26.382	1:54.499
141	35.329	1:49.362
29	37.198	1:49.206
640	40.900	1:59.820
113	45.434	2:01.477
46	47.827	1:54.365
28	48.785	1:53.986
58	52.405	1:55.862
120	54.013	1:56.875
274	56.533	2:04.671
41	58.970	1:56.393
53	1:00.973	1:56.511
84	1:03.571	2:06.970
42	1:08.165	1:59.703
152	1:08.586	2:00.455
26	1:28.390	2:05.453
444	1:30.148	2:05.921

LAP 4 @ 12:52:12.867

NO	BEHIND	LAP TIME
449		1:46.981
224	12.644	1:49.869
23	13.112	1:50.072
34	13.361	1:50.150
281	30.742	1:54.833
36	30.822	1:52.973
56	31.395	1:53.193
45	32.673	1:54.928
222	33.072	1:54.420
50	33.942	1:54.541
141	36.431	1:48.083
29	37.755	1:47.538
640	53.242	1:59.323
28	56.392	1:54.588
46	56.534	1:55.688
113	59.944	2:01.491
58	1:00.093	1:54.669
120	1:02.147	1:55.115
41	1:08.147	1:56.158
53	1:10.021	1:56.029
274	1:13.467	2:03.915
152	1:22.177	2:00.572
42	1:23.703	2:02.519
84	1:24.649	2:08.059
26	1:46.381	2:04.972

LAP 5 @ 12:53:59.449

NO	BEHIND	LAP TIME
449		1:46.582
444	1 Lap	2:08.395
224	14.928	1:48.866
23	15.513	1:48.983
34	15.952	1:49.173
281	38.817	1:54.657
56	38.986	1:54.173
36	39.322	1:55.082
141	39.613	1:49.764
29	40.213	1:49.040
222	41.876	1:55.386
50	42.466	1:55.106

45	42.657	1:56.566
28	1:05.396	1:55.586
46	1:05.844	1:55.892
640	1:06.150	1:59.490
58	1:08.398	1:54.887
120	1:12.023	1:56.458
113	1:13.662	2:00.300
41	1:16.329	1:54.764
53	1:17.897	1:54.458
274	1:29.428	2:02.543
152	1:35.173	1:59.578
42	1:36.609	1:59.488
84	1:45.339	2:07.272

LAP 6 @ 12:55:46.109

NO	BEHIND	LAP TIME
449		1:46.660
26	1 Lap	2:02.829
224	17.265	1:48.997
23	17.622	1:48.769
34	19.898	1:50.606
444	1 Lap	2:08.064
141	41.147	1:48.194
29	43.099	1:49.546
56	46.130	1:53.804
36	46.375	1:53.713
281	48.273	1:56.116
222	48.696	1:53.480
45	49.364	1:53.367
50	58.278	2:02.472 P
46	1:13.281	1:54.097
28	1:13.409	1:54.673
58	1:14.834	1:53.096
120	1:19.275	1:53.912
640	1:19.632	2:00.142
41	1:26.808	1:57.139
53	1:26.941	1:55.704
113	1:29.161	2:02.159
274	1:44.513	2:01.745

LAP 7 @ 12:57:32.793

NO	BEHIND	LAP TIME
449		1:46.684
152	1 Lap	1:59.658
42	1 Lap	2:00.701
224	19.478	1:48.897
23	20.212	1:49.274
84	1 Lap	2:09.953
34	23.804	1:50.590
26	1 Lap	2:02.539
141	42.438	1:47.975
29	44.761	1:48.346
444	1 Lap	2:08.374
56	51.896	1:52.450
36	52.021	1:52.330
281	56.122	1:54.533
222	56.255	1:54.243
45	56.736	1:54.056
28	1:20.869	1:54.144
46	1:20.951	1:54.354
58	1:24.115	1:55.965
120	1:26.875	1:54.284
640	1:32.779	1:59.831
53	1:36.593	1:56.336
41	1:36.991	1:56.867

LAP 8 @ 12:59:22.107

NO	BEHIND	LAP TIME
449		1:49.314
274	1 Lap	2:02.711
152	1 Lap	2:00.652
42	1 Lap	2:02.682
224	17.909	1:47.745
23	18.088	1:47.190
34	25.826	1:51.336
84	1 Lap	2:08.647
141	41.636	1:48.512
26	1 Lap	2:06.348
56	55.546	1:52.964
36	55.688	1:52.981
45	1:03.368	1:55.946
222	1:03.542	1:56.601
281	1:05.922	1:59.114
444	1 Lap	2:09.768
46	1:24.481	1:52.844
28	1:25.563	1:54.008
58	1:28.230	1:53.429
120	1:31.339	1:53.778
53	1:42.809	1:55.530
41	1:42.952	1:55.275
640	1:43.870	2:00.405
113	1:56.621	2:02.185

BMCRC - MRO Championships 2022 - Rnd 4 @ Oulton Park

L&W / BMCRC Rookie 600 & Rookie 1000

RACE 9 - SECTOR ANALYSIS



SECTOR 1 = FL to I1, SECTOR 2 = I1 to FL, DIFF = Difference To Personal Best Lap, P = Crossed Finish Line in Pit Lane, D = Time Disallowed

P1 449 1000 Luke WALLINGTON		Yamaha R1 4C8 - BW Bespoke Developments Ltd				
IDEAL LAP TIME : 1:45.668		BEST LAP TIME : 1:46.410		DIFFERENCE : 0.742		
LAP	SECTOR 1	SECTOR 2	LAP TIME	MPH	DIFF	TIME OF DAY
1 -		29.172	1:51.460	86.94	5.050	12:46:52.993
2 -	1:17.498	28.985	1:46.483 (2)	91.01	0.073	12:48:39.476
3 -	1:17.761	28.649	1:46.410 (1)	91.07		12:50:25.886
4 -	1:17.380	29.601	1:46.981	90.58	0.571	12:52:12.867
5 -	1:17.019	29.563	1:46.582 (3)	90.92	0.172	12:53:59.449
6 -	1:17.058	29.602	1:46.660	90.86	0.250	12:55:46.109
7 -	1:17.722	28.962	1:46.684	90.84	0.274	12:57:32.793
8 -	1:18.879	30.435	1:49.314	88.65	2.904	12:59:22.107

P2 224 1000 Lee HEALEY		Suzuki GSXR 1000R - F-Tech Fire & Electrical Ltd / Ark Joinery				
IDEAL LAP TIME : 1:47.745		BEST LAP TIME : 1:47.745		DIFFERENCE : 0.000		
LAP	SECTOR 1	SECTOR 2	LAP TIME	MPH	DIFF	TIME OF DAY
1 -		30.493	1:55.348	84.01	7.603	12:46:56.881
2 -	1:19.523	30.300	1:49.823	88.24	2.078	12:48:46.704
3 -	1:18.904	30.034	1:48.938	88.96	1.193	12:50:35.642
4 -	1:19.885	29.984	1:49.869	88.20	2.124	12:52:25.511
5 -	1:18.926	29.940	1:48.866 (2)	89.02	1.121	12:54:14.377
6 -	1:19.123	29.874	1:48.997	88.91	1.252	12:56:03.374
7 -	1:19.159	29.738	1:48.897 (3)	88.99	1.152	12:57:52.271
8 -	1:18.163	29.582	1:47.745 (1)	89.94		12:59:40.016

P3 23 1000 Harry HINCHCLIFFE		Kawasaki ZX10R - JDL Electrical				
IDEAL LAP TIME : 1:47.163		BEST LAP TIME : 1:47.190		DIFFERENCE : 0.027		
LAP	SECTOR 1	SECTOR 2	LAP TIME	MPH	DIFF	TIME OF DAY
1 -		30.017	1:55.256	84.08	8.066	12:46:56.789
2 -	1:19.019	29.908	1:48.927 (3)	88.97	1.737	12:48:45.716
3 -	1:19.719	30.472	1:50.191	87.95	3.001	12:50:35.907
4 -	1:20.203	29.869	1:50.072	88.04	2.882	12:52:25.979
5 -	1:19.241	29.742	1:48.983	88.92	1.793	12:54:14.962
6 -	1:19.426	29.343	1:48.769 (2)	89.09	1.579	12:56:03.731
7 -	1:19.437	29.837	1:49.274	88.68	2.084	12:57:53.005
8 -	1:17.820	29.370	1:47.190 (1)	90.41		12:59:40.195

P4 34 1000 Ben CHEESEMAN		Kawasaki ZX10RR - BCH Services Kent Ltd				
IDEAL LAP TIME : 1:48.890		BEST LAP TIME : 1:49.173		DIFFERENCE : 0.283		
LAP	SECTOR 1	SECTOR 2	LAP TIME	MPH	DIFF	TIME OF DAY
1 -		29.839	1:55.543	83.87	6.370	12:46:57.076
2 -	1:19.709	29.742	1:49.451 (2)	88.54	0.278	12:48:46.527
3 -	1:19.317	30.234	1:49.551 (3)	88.46	0.378	12:50:36.078
4 -	1:20.577	29.573	1:50.150	87.98	0.977	12:52:26.228
5 -	1:19.491	29.682	1:49.173 (1)	88.77		12:54:15.401
6 -	1:20.580	30.026	1:50.606	87.62	1.433	12:56:06.007
7 -	1:20.596	29.994	1:50.590	87.63	1.417	12:57:56.597
8 -	1:21.227	30.109	1:51.336	87.04	2.163	12:59:47.933

P5 141 600 Henry ROSS		Yamaha R6 -				
IDEAL LAP TIME : 1:47.565		BEST LAP TIME : 1:47.975		DIFFERENCE : 0.410		
LAP	SECTOR 1	SECTOR 2	LAP TIME	MPH	DIFF	TIME OF DAY
1 -		29.968	2:21.206	68.63	33.231	12:47:22.739
2 -	1:19.403	29.711	1:49.114	88.81	1.139	12:49:11.853
3 -	1:19.595	29.767	1:49.362	88.61	1.387	12:51:01.215
4 -	1:18.738	29.345	1:48.083 (2)	89.66	0.108	12:52:49.298
5 -	1:19.316	30.448	1:49.764	88.29	1.789	12:54:39.062
6 -	1:18.825	29.369	1:48.194 (3)	89.57	0.219	12:56:27.256
7 -	1:18.220	29.755	1:47.975 (1)	89.75		12:58:15.231
8 -	1:18.544	29.968	1:48.512	89.31	0.537	13:00:03.743

BMCRC - MRO Championships 2022 - Rnd 4 @ Oulton Park

L&W / BMCRC Rookie 600 & Rookie 1000

RACE 9 - SECTOR ANALYSIS



SECTOR 1 = FL to I1, SECTOR 2 = I1 to FL, DIFF = Difference To Personal Best Lap, P = Crossed Finish Line in Pit Lane, D = Time Disallowed

P6 56 1000 Paul HARRIS		Kawasaki ZX10R - Elmech Racing				
IDEAL LAP TIME : 1:52.400		BEST LAP TIME : 1:52.450		DIFFERENCE : 0.050		
LAP	SECTOR 1	SECTOR 2	LAP TIME	MPH	DIFF	TIME OF DAY
1 -		30.947	2:01.360	79.85	8.910	12:47:02.893
2 -	1:22.983	30.817	1:53.800	85.16	1.350	12:48:56.693
3 -	1:23.061	31.315	1:54.376	84.73	1.926	12:50:51.069
4 -	1:22.279	30.914	1:53.193 (3)	85.61	0.743	12:52:44.262
5 -	1:23.403	30.770	1:54.173	84.88	1.723	12:54:38.435
6 -	1:23.100	30.704	1:53.804	85.15	1.354	12:56:32.239
7 -	1:21.696	30.754	1:52.450 (1)	86.18		12:58:24.689
8 -	1:22.231	30.733	1:52.964 (2)	85.79	0.514	13:00:17.653

P7 36 1000 Alan MORGAN		Suzuki GSXR 1000 - Little Duck Racing				
IDEAL LAP TIME : 1:51.804		BEST LAP TIME : 1:52.330		DIFFERENCE : 0.526		
LAP	SECTOR 1	SECTOR 2	LAP TIME	MPH	DIFF	TIME OF DAY
1 -		30.999	2:00.599	80.35	8.269	12:47:02.132
2 -	1:22.616	31.213	1:53.829	85.13	1.499	12:48:55.961
3 -	1:23.263	31.492	1:54.755	84.45	2.425	12:50:50.716
4 -	1:21.818	31.155	1:52.973 (2)	85.78	0.643	12:52:43.689
5 -	1:24.326	30.756	1:55.082	84.21	2.752	12:54:38.771
6 -	1:23.658	30.055	1:53.713	85.22	1.383	12:56:32.484
7 -	1:21.749	30.581	1:52.330 (1)	86.27		12:58:24.814
8 -	1:22.747	30.234	1:52.981 (3)	85.77	0.651	13:00:17.795

P8 45 1000 Glenn SMITH		Kawasaki ZX10R - Team Blumpkin Racing				
IDEAL LAP TIME : 1:53.367		BEST LAP TIME : 1:53.367		DIFFERENCE : 0.000		
LAP	SECTOR 1	SECTOR 2	LAP TIME	MPH	DIFF	TIME OF DAY
1 -		31.091	1:59.381	81.17	6.014	12:47:00.914
2 -	1:23.248	31.488	1:54.736 (3)	84.46	1.369	12:48:55.650
3 -	1:23.463	31.499	1:54.962	84.30	1.595	12:50:50.612
4 -	1:23.826	31.102	1:54.928	84.32	1.561	12:52:45.540
5 -	1:25.488	31.078	1:56.566	83.14	3.199	12:54:42.106
6 -	1:22.545	30.822	1:53.367 (1)	85.48		12:56:35.473
7 -	1:23.229	30.827	1:54.056 (2)	84.96	0.689	12:58:29.529
8 -	1:24.303	31.643	1:55.946	83.58	2.579	13:00:25.475

P9 222 1000 Daniel MERCER		Honda CBR1000RR - McLovin Racing				
IDEAL LAP TIME : 1:53.198		BEST LAP TIME : 1:53.480		DIFFERENCE : 0.282		
LAP	SECTOR 1	SECTOR 2	LAP TIME	MPH	DIFF	TIME OF DAY
1 -		30.924	2:00.269	80.57	6.789	12:47:01.802
2 -	1:22.677	31.411	1:54.088 (2)	84.94	0.608	12:48:55.890
3 -	1:24.194	31.435	1:55.629	83.81	2.149	12:50:51.519
4 -	1:23.344	31.076	1:54.420	84.69	0.940	12:52:45.939
5 -	1:24.539	30.847	1:55.386	83.99	1.906	12:54:41.325
6 -	1:22.351	31.129	1:53.480 (1)	85.40		12:56:34.805
7 -	1:22.775	31.468	1:54.243 (3)	84.83	0.763	12:58:29.048
8 -	1:25.059	31.542	1:56.601	83.11	3.121	13:00:25.649

P10 281 1000 Daniel FARLEY		Suzuki GSXR - F-TECH FIRE & ELECTRICAL LTD				
IDEAL LAP TIME : 1:53.660		BEST LAP TIME : 1:54.443		DIFFERENCE : 0.783		
LAP	SECTOR 1	SECTOR 2	LAP TIME	MPH	DIFF	TIME OF DAY
1 -		30.842	1:57.485	82.48	3.042	12:46:59.018
2 -	1:22.818	31.625	1:54.443 (1)	84.68		12:48:53.461
3 -	1:23.568	31.747	1:55.315	84.04	0.872	12:50:48.776
4 -	1:22.995	31.838	1:54.833	84.39	0.390	12:52:43.609
5 -	1:23.575	31.082	1:54.657 (3)	84.52	0.214	12:54:38.266
6 -	1:25.108	31.008	1:56.116	83.46	1.673	12:56:34.382
7 -	1:22.942	31.591	1:54.533 (2)	84.61	0.090	12:58:28.915
8 -	1:26.380	32.734	1:59.114	81.36	4.671	13:00:28.029

BMCRC - MRO Championships 2022 - Rnd 4 @ Oulton Park

L&W / BMCRC Rookie 600 & Rookie 1000

RACE 9 - SECTOR ANALYSIS



SECTOR 1 = FL to I1, SECTOR 2 = I1 to FL, DIFF = Difference To Personal Best Lap, P = Crossed Finish Line in Pit Lane, D = Time Disallowed

P11 46 600		Pete MARSH		Kawasaki ZX6R - Zipped Up Racing			
IDEAL LAP TIME : 1:52.341		BEST LAP TIME : 1:52.844		DIFFERENCE : 0.503			
LAP	SECTOR 1	SECTOR 2	LAP TIME	MPH	DIFF	TIME OF DAY	
1 -		30.964	2:24.329	67.14	31.485	12:47:25.862	
2 -	1:22.009	31.477	1:53.486 (2)	85.39	0.642	12:49:19.348	
3 -	1:23.111	31.254	1:54.365	84.74	1.521	12:51:13.713	
4 -	1:24.389	31.299	1:55.688	83.77	2.844	12:53:09.401	
5 -	1:24.202	31.690	1:55.892	83.62	3.048	12:55:05.293	
6 -	1:23.091	31.006	1:54.097 (3)	84.93	1.253	12:56:59.390	
7 -	1:23.415	30.939	1:54.354	84.74	1.510	12:58:53.744	
8 -	1:21.402	31.442	1:52.844 (1)	85.88		13:00:46.588	

P12 28 600		Craig BICKNELL		Yamaha R6 - On Point Security LTD			
IDEAL LAP TIME : 1:52.970		BEST LAP TIME : 1:53.986		DIFFERENCE : 1.016			
LAP	SECTOR 1	SECTOR 2	LAP TIME	MPH	DIFF	TIME OF DAY	
1 -		30.729	2:24.891	66.88	30.905	12:47:26.424	
2 -	1:22.376	31.885	1:54.261	84.81	0.275	12:49:20.685	
3 -	1:22.825	31.161	1:53.986 (1)	85.02		12:51:14.671	
4 -	1:23.239	31.349	1:54.588	84.57	0.602	12:53:09.259	
5 -	1:24.119	31.467	1:55.586	83.84	1.600	12:55:04.845	
6 -	1:23.161	31.512	1:54.673	84.51	0.687	12:56:59.518	
7 -	1:22.895	31.249	1:54.144 (3)	84.90	0.158	12:58:53.662	
8 -	1:22.241	31.767	1:54.008 (2)	85.00	0.022	13:00:47.670	

P13 58 600		Paul NICHOLAS		Yamaha YZF R6 - Harris Autos Repairs			
IDEAL LAP TIME : 1:53.022		BEST LAP TIME : 1:53.096		DIFFERENCE : 0.074			
LAP	SECTOR 1	SECTOR 2	LAP TIME	MPH	DIFF	TIME OF DAY	
1 -		31.756	2:26.504	66.15	33.408	12:47:28.037	
2 -	1:22.428	31.964	1:54.392 (3)	84.72	1.296	12:49:22.429	
3 -	1:24.271	31.591	1:55.862	83.64	2.766	12:51:18.291	
4 -	1:23.130	31.539	1:54.669	84.51	1.573	12:53:12.960	
5 -	1:23.366	31.521	1:54.887	84.35	1.791	12:55:07.847	
6 -	1:22.108	30.988	1:53.096 (1)	85.69		12:57:00.943	
7 -	1:24.548	31.417	1:55.965	83.57	2.869	12:58:56.908	
8 -	1:22.034	31.395	1:53.429 (2)	85.43	0.333	13:00:50.337	

P14 120 600		James GOWER		Yamaha R6 - TeamRubyRacing			
IDEAL LAP TIME : 1:53.510		BEST LAP TIME : 1:53.778		DIFFERENCE : 0.268			
LAP	SECTOR 1	SECTOR 2	LAP TIME	MPH	DIFF	TIME OF DAY	
1 -		31.207	2:26.670	66.07	32.892	12:47:28.203	
2 -	1:23.924	30.897	1:54.821	84.40	1.043	12:49:23.024	
3 -	1:25.522	31.353	1:56.875	82.92	3.097	12:51:19.899	
4 -	1:24.151	30.964	1:55.115	84.18	1.337	12:53:15.014	
5 -	1:25.411	31.047	1:56.458	83.21	2.680	12:55:11.472	
6 -	1:22.872	31.040	1:53.912 (2)	85.07	0.134	12:57:05.384	
7 -	1:23.636	30.648	1:54.284 (3)	84.80	0.506	12:58:59.668	
8 -	1:22.862	30.916	1:53.778 (1)	85.17		13:00:53.446	

P15 53 600		Anthony FITTON		Yamaha R6 -			
IDEAL LAP TIME : 1:54.458		BEST LAP TIME : 1:54.458		DIFFERENCE : 0.000			
LAP	SECTOR 1	SECTOR 2	LAP TIME	MPH	DIFF	TIME OF DAY	
1 -		32.719	2:31.746	63.86	37.288	12:47:33.279	
2 -	1:25.296	31.773	1:57.069	82.78	2.611	12:49:30.348	
3 -	1:24.432	32.079	1:56.511	83.17	2.053	12:51:26.859	
4 -	1:24.535	31.494	1:56.029	83.52	1.571	12:53:22.888	
5 -	1:23.320	31.138	1:54.458 (1)	84.67		12:55:17.346	
6 -	1:24.338	31.366	1:55.704 (3)	83.75	1.246	12:57:13.050	
7 -	1:24.666	31.670	1:56.336	83.30	1.878	12:59:09.386	
8 -	1:23.376	32.154	1:55.530 (2)	83.88	1.072	13:01:04.916	

BMCRG - MRO Championships 2022 - Rnd 4 @ Oulton Park

L&W / BMCRG Rookie 600 & Rookie 1000

RACE 9 - SECTOR ANALYSIS



SECTOR 1 = FL to I1, SECTOR 2 = I1 to FL, DIFF = Difference To Personal Best Lap, P = Crossed Finish Line in Pit Lane, D = Time Disallowed

P16 41 600 Toby COOK		Triumph Daytona - Brixham Bodyworks				
IDEAL LAP TIME : 1:54.568		BEST LAP TIME : 1:54.764		DIFFERENCE : 0.196		
LAP	SECTOR 1	SECTOR 2	LAP TIME	MPH	DIFF	TIME OF DAY
1 -		31.871	2:30.265	64.49	35.501	12:47:31.798
2 -	1:24.620	32.045	1:56.665	83.06	1.901	12:49:28.463
3 -	1:24.294	32.099	1:56.393	83.26	1.629	12:51:24.856
4 -	1:24.243	31.915	1:56.158 (3)	83.43	1.394	12:53:21.014
5 -	1:23.254	31.510	1:54.764 (1)	84.44		12:55:15.778
6 -	1:25.040	32.099	1:57.139	82.73	2.375	12:57:12.917
7 -	1:24.670	32.197	1:56.867	82.92	2.103	12:59:09.784
8 -	1:23.058	32.217	1:55.275 (2)	84.07	0.511	13:01:05.059

P17 640 1000 Dominic BREWIN		Suzuki GSXR 1000 - The Crown Inn - Heather				
IDEAL LAP TIME : 1:58.579		BEST LAP TIME : 1:59.004		DIFFERENCE : 0.425		
LAP	SECTOR 1	SECTOR 2	LAP TIME	MPH	DIFF	TIME OF DAY
1 -		32.375	2:06.429	76.65	7.425	12:47:07.962
2 -	1:26.204	32.800	1:59.004 (1)	81.43		12:49:06.966
3 -	1:26.866	32.954	1:59.820	80.88	0.816	12:51:06.786
4 -	1:26.288	33.035	1:59.323 (2)	81.21	0.319	12:53:06.109
5 -	1:26.890	32.600	1:59.490 (3)	81.10	0.486	12:55:05.599
6 -	1:26.909	33.233	2:00.142	80.66	1.138	12:57:05.741
7 -	1:26.689	33.142	1:59.831	80.87	0.827	12:59:05.572
8 -	1:27.105	33.300	2:00.405	80.48	1.401	13:01:05.977

P18 113 1000 Jonathan GOOD		Kawasaki ZX10R -				
IDEAL LAP TIME : 1:59.805		BEST LAP TIME : 2:00.221		DIFFERENCE : 0.416		
LAP	SECTOR 1	SECTOR 2	LAP TIME	MPH	DIFF	TIME OF DAY
1 -		33.042	2:08.089	75.66	7.868	12:47:09.622
2 -	1:27.899	32.322	2:00.221 (1)	80.61		12:49:09.843
3 -	1:28.942	32.535	2:01.477	79.77	1.256	12:51:11.320
4 -	1:28.967	32.524	2:01.491	79.76	1.270	12:53:12.811
5 -	1:27.483	32.817	2:00.300 (2)	80.55	0.079	12:55:13.111
6 -	1:29.216	32.943	2:02.159	79.33	1.938	12:57:15.270
7 -	1:28.097	33.176	2:01.273 (3)	79.91	1.052	12:59:16.543
8 -	1:27.951	34.234	2:02.185	79.31	1.964	13:01:18.728

P19 274 1000 Stewart LATIMER		Suzuki GSXR1000 R - Fat Bloke Racing RR				
IDEAL LAP TIME : 2:01.745		BEST LAP TIME : 2:01.745		DIFFERENCE : 0.000		
LAP	SECTOR 1	SECTOR 2	LAP TIME	MPH	DIFF	TIME OF DAY
1 -		33.594	2:11.506	73.69	9.761	12:47:13.039
2 -	1:30.648	34.061	2:04.709	77.71	2.964	12:49:17.748
3 -	1:31.125	33.546	2:04.671	77.73	2.926	12:51:22.419
4 -	1:30.317	33.598	2:03.915	78.20	2.170	12:53:26.334
5 -	1:29.247	33.296	2:02.543 (2)	79.08	0.798	12:55:28.877
6 -	1:29.058	32.687	2:01.745 (1)	79.60		12:57:30.622
7 -	1:29.154	33.557	2:02.711 (3)	78.97	0.966	12:59:33.333

P20 152 600 Peter GILBERT		Honda CBR600RR -				
IDEAL LAP TIME : 1:59.255		BEST LAP TIME : 1:59.578		DIFFERENCE : 0.323		
LAP	SECTOR 1	SECTOR 2	LAP TIME	MPH	DIFF	TIME OF DAY
1 -		32.466	2:31.373	64.02	31.795	12:47:32.906
2 -	1:28.237	32.874	2:01.111	80.02	1.533	12:49:34.017
3 -	1:27.970	32.485	2:00.455 (3)	80.45	0.877	12:51:34.472
4 -	1:27.775	32.797	2:00.572	80.37	0.994	12:53:35.044
5 -	1:26.789	32.789	1:59.578 (1)	81.04		12:55:34.622
6 -	1:26.939	32.719	1:59.658 (2)	80.99	0.080	12:57:34.280
7 -	1:27.971	32.681	2:00.652	80.32	1.074	12:59:34.932

BMCRC - MRO Championships 2022 - Rnd 4 @ Oulton Park

L&W / BMCRC Rookie 600 & Rookie 1000

RACE 9 - SECTOR ANALYSIS



SECTOR 1 = FL to I1, SECTOR 2 = I1 to FL, DIFF = Difference To Personal Best Lap, P = Crossed Finish Line in Pit Lane, D = Time Disallowed

P21 42 600 Kai EVANS		Kawasaki ZX6R - CBS Ltd Construction and Engineering				
IDEAL LAP TIME : 1:59.275		BEST LAP TIME : 1:59.488		DIFFERENCE : 0.213		
LAP	SECTOR 1	SECTOR 2	LAP TIME	MPH	DIFF	TIME OF DAY
1 -		32.622	2:32.957	63.35	33.469	12:47:34.490
2 -	1:26.990	32.868	1:59.858 (3)	80.85	0.370	12:49:34.348
3 -	1:27.309	32.394	1:59.703 (2)	80.96	0.215	12:51:34.051
4 -	1:28.504	34.015	2:02.519	79.10	3.031	12:53:36.570
5 -	1:26.881	32.607	1:59.488 (1)	81.10		12:55:36.058
6 -	1:27.072	33.629	2:00.701	80.29	1.213	12:57:36.759
7 -	1:28.716	33.966	2:02.682	78.99	3.194	12:59:39.441

P22 84 1000 Colin McPHERSON		Kawasaki ZX10R -				
IDEAL LAP TIME : 2:06.521		BEST LAP TIME : 2:06.970		DIFFERENCE : 0.449		
LAP	SECTOR 1	SECTOR 2	LAP TIME	MPH	DIFF	TIME OF DAY
1 -		34.571	2:13.833	72.41	6.863	12:47:15.366
2 -	1:31.950	35.171	2:07.121 (2)	76.23	0.151	12:49:22.487
3 -	1:32.163	34.807	2:06.970 (1)	76.32		12:51:29.457
4 -	1:32.810	35.249	2:08.059	75.67	1.089	12:53:37.516
5 -	1:32.012	35.260	2:07.272 (3)	76.14	0.302	12:55:44.788
6 -	1:34.406	35.547	2:09.953	74.57	2.983	12:57:54.741
7 -	1:33.493	35.154	2:08.647	75.33	1.677	13:00:03.388

P23 26 600 Max BARNES		Triumph Daytona -				
IDEAL LAP TIME : 2:02.539		BEST LAP TIME : 2:02.539		DIFFERENCE : 0.000		
LAP	SECTOR 1	SECTOR 2	LAP TIME	MPH	DIFF	TIME OF DAY
1 -		34.871	2:40.855	60.24	38.316	12:47:42.388
2 -	1:31.954	34.481	2:06.435	76.65	3.896	12:49:48.823
3 -	1:31.121	34.332	2:05.453	77.25	2.914	12:51:54.276
4 -	1:30.463	34.509	2:04.972 (3)	77.54	2.433	12:53:59.248
5 -	1:29.094	33.735	2:02.829 (2)	78.90	0.290	12:56:02.077
6 -	1:28.885	33.654	2:02.539 (1)	79.08		12:58:04.616
7 -	1:29.018	37.330	2:06.348	76.70	3.809	13:00:10.964

P24 444 600 Micheal HANRAHAN		Yamaha R600 - T G CAD SERVICES/ G and g mobility services				
IDEAL LAP TIME : 2:05.459		BEST LAP TIME : 2:05.921		DIFFERENCE : 0.462		
LAP	SECTOR 1	SECTOR 2	LAP TIME	MPH	DIFF	TIME OF DAY
1 -		35.115	2:41.810	59.89	35.889	12:47:43.343
2 -	1:32.278	34.492	2:06.770 (2)	76.44	0.849	12:49:50.113
3 -	1:30.967	34.954	2:05.921 (1)	76.96		12:51:56.034
4 -	1:33.661	34.734	2:08.395	75.48	2.474	12:54:04.429
5 -	1:33.215	34.849	2:08.064 (3)	75.67	2.143	12:56:12.493
6 -	1:33.422	34.952	2:08.374	75.49	2.453	12:58:20.867
7 -	1:34.982	34.786	2:09.768	74.68	3.847	13:00:30.635

P25 29 600 Michael SHEPPHARD		Kawasaki ZX6R - RTR Performance, KRS Solutions				
IDEAL LAP TIME : 1:46.722		BEST LAP TIME : 1:47.538		DIFFERENCE : 0.816		
LAP	SECTOR 1	SECTOR 2	LAP TIME	MPH	DIFF	TIME OF DAY
1 -		30.023	2:22.075	68.21	34.537	12:47:23.608
2 -	1:20.100	30.170	1:50.270	87.88	2.732	12:49:13.878
3 -	1:19.605	29.601	1:49.206	88.74	1.668	12:51:03.084
4 -	1:18.150	29.388	1:47.538 (1)	90.11		12:52:50.622
5 -	1:19.197	29.843	1:49.040 (3)	88.87	1.502	12:54:39.662
6 -	1:20.100	29.446	1:49.546	88.46	2.008	12:56:29.208
7 -	1:17.893	30.453	1:48.346 (2)	89.44	0.808	12:58:17.554

BMCRC - MRO Championships 2022 - Rnd 4 @ Oulton Park

L&W / BMCRC Rookie 600 & Rookie 1000

RACE 9 - SECTOR ANALYSIS



SECTOR 1 = FL to I1, SECTOR 2 = I1 to FL, DIFF = Difference To Personal Best Lap, P = Crossed Finish Line in Pit Lane, D = Time Disallowed

P26 50 1000 Jason PAES		Aprilia RSV4 -				
IDEAL LAP TIME : 1:53.868		BEST LAP TIME : 1:53.946		DIFFERENCE : 0.078		
LAP	SECTOR 1	SECTOR 2	LAP TIME	MPH	DIFF	TIME OF DAY
1 -		31.361	2:02.290	79.24	8.344	12:47:03.823
2 -	1:22.628	31.318	1:53.946 (1)	85.05		12:48:57.769
3 -	1:22.733	31.766	1:54.499 (2)	84.64	0.553	12:50:52.268
4 -	1:22.961	31.580	1:54.541 (3)	84.60	0.595	12:52:46.809
5 -	1:23.866	31.240	1:55.106	84.19	1.160	12:54:41.915
6 -	1:23.071	IN PIT	2:02.472 P	79.13	8.526	12:56:44.387

BMCRC - MRO Championships 2022 - Rnd 4 @ Oulton Park

L&W / BMCRC Rookie 600 & Rookie 1000

RACE 9 - BEST SECTORS

SECTOR 1			SECTOR 2			IDEAL / BEST COMPARISON						
POS	NO	NAME	TIME	NO	NAME	TIME	POS	NO	NAME	IDEAL	BEST	DIFF
									PERFECT LAP	1:45.668		
1	449	WALLINGTON	1:17.019	449	WALLINGTON	28.649	1	449	WALLINGTON	1:45.668	1:46.410	0.742
2	29	SHEPPHARD	1:17.334	23	HINCHCLIFFE	29.343	2	29	SHEPPHARD	1:46.722	1:47.538	0.816
3	23	HINCHCLIFFE	1:17.820	141	ROSS	29.345	3	23	HINCHCLIFFE	1:47.163	1:47.190	0.027
4	224	HEALEY	1:18.163	29	SHEPPHARD	29.388	4	141	ROSS	1:47.565	1:47.975	0.410
5	141	ROSS	1:18.220	34	CHEESEMAN	29.573	5	224	HEALEY	1:47.745	1:47.745	0.000
6	34	CHEESEMAN	1:19.317	224	HEALEY	29.582	6	34	CHEESEMAN	1:48.890	1:49.173	0.283
7	46	MARSH	1:21.402	36	MORGAN	30.055	7	36	MORGAN	1:51.804	1:52.330	0.526
8	56	HARRIS	1:21.696	120	GOWER	30.648	8	46	MARSH	1:52.341	1:52.844	0.503
9	36	MORGAN	1:21.749	56	HARRIS	30.704	9	56	HARRIS	1:52.400	1:52.450	0.050
10	58	NICHOLAS	1:22.034	28	BICKNELL	30.729	10	28	BICKNELL	1:52.970	1:53.986	1.016
11	28	BICKNELL	1:22.241	45	SMITH	30.822	11	58	NICHOLAS	1:53.022	1:53.096	0.074
12	222	MERCER	1:22.351	281	FARLEY	30.842	12	222	MERCER	1:53.198	1:53.480	0.282
13	45	SMITH	1:22.545	222	MERCER	30.847	13	45	SMITH	1:53.367	1:53.367	0.000
14	50	PAES	1:22.628	46	MARSH	30.939	14	120	GOWER	1:53.510	1:53.778	0.268
15	281	FARLEY	1:22.818	58	NICHOLAS	30.988	15	281	FARLEY	1:53.660	1:54.443	0.783
16	120	GOWER	1:22.862	53	FITTON	31.138	16	50	PAES	1:53.868	1:53.946	0.078
17	41	COOK	1:23.058	50	PAES	31.240	17	53	FITTON	1:54.458	1:54.458	0.000
18	53	FITTON	1:23.320	41	COOK	31.510	18	41	COOK	1:54.568	1:54.764	0.196
19	640	BREWIN	1:26.204	113	GOOD	32.322	19	640	BREWIN	1:58.579	1:59.004	0.425
20	152	GILBERT	1:26.789	640	BREWIN	32.375	20	152	GILBERT	1:59.255	1:59.578	0.323
21	42	EVANS	1:26.881	42	EVANS	32.394	21	42	EVANS	1:59.275	1:59.488	0.213
22	113	GOOD	1:27.483	152	GILBERT	32.466	22	113	GOOD	1:59.805	2:00.221	0.416
23	26	BARNES	1:28.885	274	LATIMER	32.687	23	274	LATIMER	2:01.745	2:01.745	0.000
24	274	LATIMER	1:29.058	26	BARNES	33.654	24	26	BARNES	2:02.539	2:02.539	0.000
25	444	HANRAHAN	1:30.967	444	HANRAHAN	34.492	25	444	HANRAHAN	2:05.459	2:05.921	0.462
26	84	McPHERSON	1:31.950	84	McPHERSON	34.571	26	84	McPHERSON	2:06.521	2:06.970	0.449

BMCRC - MRO Championships 2022 - Rnd 4 @ Oulton Park

L&W / BMCRC Rookie 600 & Rookie 1000

RACE 9 - STATISTICS

Competitors Started 26
Planned Start 2022-06-04 @ 12:30:00.000
Actual Start 2022-06-04 @ 12:45:01.532
Finish Time 2022-06-04 @ 12:59:22.106
Track Length 2.6920mi.
Total Laps 199
Total Distance Covered 535.7136mi.

Session Fastest Lap History

NO	CL	NAME	LAP TIME	TIME OF DAY	LAP	VEHICLE
449	1000	Luke WALLINGTON	1:46.483	12:48:39.485	2	Yamaha R1 4C8
449	1000	Luke WALLINGTON	1:46.410	12:50:25.895	3	Yamaha R1 4C8

Session Leader History

NO	CL	NAME	FROM LAP	LAPS LED	DISTANCE	VEHICLE
449	1000	Luke WALLINGTON	1	8	21.53 miles	Yamaha R1 4C8

Flag History

TYPE	TIME OF DAY
GREEN	12:45:01.532
FINISH	12:59:22.106

Flag Statistics

TYPE	COUNT	TOTAL LAPS	TOTAL TIME
Green	1	8	16:22.535
Red	0	0	0.000
Safety Car	0	0	0.000
FCY	0	0	0.000

BMCRC - MRO Championships 2022 - Rnd 4 @ Oulton Park

L&W / BMCRC Rookie 600 & Rookie 1000

RACE 9 - STATISTICS

CLASS : 1000

14 Starters

Fastest Lap History

NO	NAME	LAP TIME	TIME OF DAY	LAP	VEHICLE
449	Luke WALLINGTON	1:46.483	12:48:39.485	2	Yamaha R1 4C8
449	Luke WALLINGTON	1:46.410	12:50:25.895	3	Yamaha R1 4C8

Leader History

NO	NAME	FROM LAP	LAPS LED	DISTANCE	VEHICLE
449	Luke WALLINGTON	1	8	21.53 miles	Yamaha R1 4C8

BMCRC - MRO Championships 2022 - Rnd 4 @ Oulton Park

L&W / BMCRC Rookie 600 & Rookie 1000

RACE 9 - STATISTICS

CLASS : 600

12 Starters

Fastest Lap History

NO	NAME	LAP TIME	TIME OF DAY	LAP	VEHICLE
141	Henry ROSS	1:49.114	12:49:11.877	2	Yamaha R6
141	Henry ROSS	1:48.083	12:52:49.322	4	Yamaha R6
29	Michael SHEPPHARD	1:47.538	12:52:50.632	4	Kawasaki ZX6R

Leader History

NO	NAME	FROM LAP	LAPS LED	DISTANCE	VEHICLE
141	Henry ROSS	1	8	21.53 miles	Yamaha R6

BMCRC - MRO Championships 2022 - Rnd 4 @ Oulton Park

L&W / BMCRC Rookie 600 & Rookie 1000

RACE 19 - GRID (8 Laps)



CONTRACTORS LTD

ROW 12	36	2:05.921	444 Micheal HANRAHAN	35	2:02.539	26 Max BARNES	34	1:59.578	152 Peter GILBERT
ROW 11		1:59.488	33 42 Kai EVANS		1:54.764	32 41 Toby COOK	31	1:54.458	53 Anthony FITTON
ROW 10	30	1:53.986	28 Craig BICKNELL	29	1:53.778	120 James GOWER	28	1:53.096	58 Paul NICHOLAS
ROW 9		1:52.844	27 46 Pete MARSH		1:47.975	26 141 Henry ROSS	25	1:47.538	29 Michael SHEPPHARD
ROW 8									
ROW 7									
ROW 6							16		888 Paul FAGG
ROW 5			15 334 Anthony BRANDISH	14	2:06.970	84 Colin McPHERSON	13	2:01.745	274 Stewart LATIMER
ROW 4	12	2:00.221	113 Jonathan GOOD	11	1:59.004	640 Dominic BREWIN	10	1:54.443	281 Daniel FARLEY
ROW 3		1:53.946	9 50 Jason PAES	8	1:53.480	222 Daniel MERCER	7	1:53.367	45 Glenn SMITH
ROW 2	6	1:52.450	56 Paul HARRIS	5	1:52.330	36 Alan MORGAN	4	1:49.173	34 Ben CHEESEMAN
ROW 1		1:47.745	3 224 Lee HEALEY		1:47.190	2 23 Harry HINCHCLIFFE	1	1:46.410	449 Luke WALLINGTON
Pole									

Oulton Park International: 2.6920 miles

These results are provisional until the conclusion of any judicial and technical matters.

Clerk Of Course :	Stewards :	Timekeeper : Richard Evans
-------------------	------------	----------------------------

Results can be found at www.tsl-timing.com

Printed - 13:07 Saturday, 04 June 2022



BMCRC - MRO Championships 2022 - Rnd 4 @ Oulton Park

L&W / BMCRC Rookie 600 & Rookie 1000

RACE 19 - CLASSIFICATION



CONTRACTORS LTD

POS	NO	CL	PIC NAME	ENTRY	LAPS	TIME	GAP	DIFF	MPH	BEST	ON
1	449	1000	1 Luke WALLINGTON	Yamaha R1 4C8 - BW Bespoke Developments Ltd	8	14:36.580			88.44	1:47.532	4
2	224	1000	2 Lee HEALEY	Suzuki GSXR 1000R - F-Tech Fire & Electrical Ltd /	8	14:37.680	1.100	1.100	88.33	1:48.499	3
3	23	1000	3 Harry HINCHCLIFFE	Kawasaki ZX10R - JDL Electrical	8	14:38.276	1.696	0.596	88.27	1:48.466	8
4	34	1000	4 Ben CHEESEMAN	Kawasaki ZX10RR - BCH Services Kent Ltd	8	14:45.136	8.556	6.860	87.59	1:48.906	7
5	29	600	1 Michael SHEPPHARD	Kawasaki ZX6R - RTR Performance, KRS Solutions	8	15:00.850	24.270	15.714	86.06	1:47.024	8
6	56	1000	5 Paul HARRIS	Kawasaki ZX10R - Elmech Racing	8	15:08.882	32.302	8.032	85.30	1:50.774	6
7	36	1000	6 Alan MORGAN	Suzuki GSXR 1000 - Little Duck Racing	8	15:21.221	44.641	12.339	84.16	1:54.101	7
8	45	1000	7 Glenn SMITH	Kawasaki ZX10R - Team Blumpkin Racing	8	15:22.135	45.555	0.914	84.07	1:53.819	7
9	281	1000	8 Daniel FARLEY	Suzuki GSXR - F-TECH FIRE & ELECTRICAL LTD	8	15:22.913	46.333	0.778	84.00	1:54.188	2
10	222	1000	9 Daniel MERCER	Honda CBR1000RR - McLovin Racing	8	15:22.951	46.371	0.038	84.00	1:53.772	2
11	46	600	2 Pete MARSH	Kawasaki ZX6R - Zipped Up Racing	8	15:43.344	1:06.764	20.393	82.18	1:51.173	2
12	41	600	3 Toby COOK	Triumph Daytona - Brixham Bodyworks	8	15:56.261	1:19.681	12.917	81.07	1:53.736	6
13	274	1000	10 Stewart LATIMER	Suzuki GSXR1000 R - Fat Bloke Racing RR	8	16:15.216	1:38.636	18.955	79.50	2:00.174	8
14	640	1000	11 Dominic BREWIN	Suzuki GSXR 1000 - The Crown Inn - Heather	8	16:15.286	1:38.706	0.070	79.49	1:59.118	6
15	113	1000	12 Jonathan GOOD	Kawasaki ZX10R -	8	16:17.079	1:40.499	1.793	79.34	1:59.617	8
16	53	600	4 Anthony FITTON	Yamaha R6 -	8	16:27.215	1:50.635	10.136	78.53	1:54.877	7
17	120	600	5 James GOWER	Yamaha R6 - TeamRubyRacing	8	16:27.730	1:51.150	0.515	78.49	1:56.477	2
18	152	600	6 Peter GILBERT	Honda CBR600RR -	8	16:39.196	2:02.616	11.466	77.59	1:58.549	7
19	42	600	7 Kai EVANS	Kawasaki ZX6R - CBS Ltd Construction and Enginee	7	14:38.355	1 Lap	1 Lap	77.23	1:59.722	3
20	26	600	8 Max BARNES	Triumph Daytona -	7	14:44.101	1 Lap	5.746	76.73	1:58.888	7
21	444	600	9 Micheal HANRAHAN	Yamaha R600 - T G CAD SERVICES/ G and g mobil	7	15:38.239	1 Lap	54.138	72.30	2:06.788	2

NOT CLASSIFIED

DNF	141	600	Henry ROSS	Yamaha R6 -	7	13:13.968	1 Lap		85.44	1:47.115	7
DNF	84	1000	Colin McPHERSON	Kawasaki ZX10R -	1	2:21.096	7 Laps	6 Laps	68.68		
DNF	58	600	Paul NICHOLAS	Yamaha YZF R6 - Harris Autos Repairs	0						

FASTEST LAP

	29	600	Michael SHEPPHARD	Kawasaki ZX6R - RTR Performance, KRS Solutions	8	1:47.024			90.55 mph	145.73 kph	
	449	1000	Luke WALLINGTON	Yamaha R1 4C8 - BW Bespoke Developments Ltd	4	1:47.532			90.12 mph	145.04 kph	

Class 1000 - 92.5% of Race Speed = 81.80 mph

Class 600 - 92.5% of Race Speed = 79.60 mph

Weather / Track : Cloudy / Dry

These results are provisional until the conclusion of any judicial and technical matters.

Race Distance: 8 Laps / 21.53 miles
Oulton Park International: 2.6920 miles
Date: 04/06/2022 Start: 17:00 Finish: 17:15

Clerk Of Course :	Stewards :	Timekeeper : Richard Evans
-------------------	------------	----------------------------

Results can be found at www.tsl-timing.com

Printed - 17:18 Saturday, 04 June 2022



BMCRC - MRO Championships 2022 - Rnd 4 @ Oulton Park

L&W / BMCRC Rookie 600 & Rookie 1000

RACE 19 - LAP CHART

LAP 1 @ 17:02:53.875

NO	BEHIND	LAP TIME
449		1:54.318
224	0.510	1:54.828
23	1.067	1:55.385
34	1.857	1:56.175
281	4.700	1:59.018
36	5.020	1:59.338
45	6.172	2:00.490
56	6.404	2:00.722
222	7.646	2:01.964
640	14.083	2:08.401
274	14.551	2:08.869
113	15.462	2:09.780
84	26.778	2:21.096 P
29	30.179	2:24.497
141	30.796	2:25.114
46	33.074	2:27.392
120	37.812	2:32.130
41	38.727	2:33.045
152	41.677	2:35.995
42	43.025	2:37.343
53	43.262	2:37.580
26	47.479	2:41.797
444	52.690	2:47.008

LAP 2 @ 17:04:42.868

NO	BEHIND	LAP TIME
449		1:48.993
224	0.301	1:48.784
23	0.840	1:48.766
34	3.308	1:50.444
281	9.895	1:54.188
56	10.713	1:53.302
36	11.226	1:55.199
45	11.625	1:54.446
222	12.425	1:53.772
640	26.358	2:01.268
274	26.716	2:01.158
113	28.780	2:02.311
141	29.707	1:47.904
29	30.067	1:48.881
46	35.254	1:51.173
41	44.887	1:55.153
120	45.296	1:56.477
152	53.620	2:00.936
42	54.004	1:59.972
53	54.357	2:00.088
26	1:01.566	2:03.080
444	1:10.485	2:06.788

LAP 3 @ 17:06:30.511

NO	BEHIND	LAP TIME
449		1:47.643
224	1.157	1:48.499
23	2.219	1:49.022
34	5.233	1:49.568
56	17.131	1:54.061
281	17.585	1:55.333
36	17.981	1:54.398
45	18.892	1:54.910
222	19.121	1:54.339
141	31.646	1:49.582
29	31.819	1:49.395

46	41.037	1:53.426
640	41.088	2:02.373
274	41.586	2:02.513
113	42.012	2:00.875
41	52.052	1:54.808
120	59.365	2:01.712
42	1:06.083	1:59.722
53	1:06.246	1:59.532
152	1:07.101	2:01.124
26	1:15.605	2:01.682
444	1:30.271	2:07.429

LAP 4 @ 17:08:18.043

NO	BEHIND	LAP TIME
449		1:47.532
224	2.823	1:49.198
23	3.370	1:48.683
34	8.035	1:50.334
56	22.418	1:52.819
36	25.029	1:54.580
281	25.552	1:55.499
45	26.669	1:55.309
222	26.780	1:55.191
29	31.439	1:47.152
141	32.034	1:47.920
46	46.427	1:52.922
274	54.902	2:00.848
640	55.298	2:01.742
113	56.196	2:01.716
41	59.147	1:54.627
120	1:15.249	2:03.416
42	1:18.468	1:59.917
53	1:18.833	2:00.119
152	1:19.684	2:00.115
26	1:28.232	2:00.159
444	1:49.854	2:07.115

LAP 5 @ 17:10:08.766

NO	BEHIND	LAP TIME
449		1:50.723
224	1.781	1:49.681
23	2.306	1:49.659
34	6.419	1:49.107
56	23.338	1:51.643
36	28.726	1:54.420
281	29.528	1:54.699
29	29.782	1:49.066
141	29.822	1:48.511
45	30.252	1:54.306
222	30.889	1:54.832
46	48.972	1:53.268
41	1:04.475	1:56.051
640	1:04.502	1:59.927
274	1:05.086	2:00.907
113	1:06.076	2:00.603
120	1:23.415	1:58.889
42	1:27.819	2:00.074
53	1:28.063	1:59.953
152	1:28.654	1:59.693
26	1:36.953	1:59.444

LAP 6 @ 17:11:57.555

NO	BEHIND	LAP TIME
449		1:48.789

224	2.071	1:49.079
23	2.592	1:49.075
34	7.358	1:49.728
444	1 Lap	2:08.168
56	25.323	1:50.774
29	28.253	1:47.260
141	28.855	1:47.822
36	34.521	1:54.584
281	35.028	1:54.289
45	36.080	1:54.617
222	36.303	1:54.203
46	53.592	1:53.409
41	1:09.422	1:53.736
640	1:14.831	1:59.118
274	1:16.727	2:00.430
113	1:17.462	2:00.175
120	1:34.012	1:59.386
53	1:38.749	1:59.475
152	1:39.889	2:00.024
42	1:40.357	2:01.327
26	1:47.215	1:59.051

LAP 7 @ 17:13:47.405

NO	BEHIND	LAP TIME
449		1:49.850
224	1.085	1:48.864
23	1.962	1:49.220
34	6.414	1:48.906
29	25.978	1:47.575
141	26.120	1:47.115
56	29.074	1:53.601
36	38.772	1:54.101
281	39.371	1:54.193
444	1 Lap	2:11.067
45	40.049	1:53.819
222	40.478	1:54.025
46	58.397	1:54.655
41	1:13.384	1:53.812
640	1:25.565	2:00.584
274	1:27.194	2:00.317
113	1:29.614	2:02.002
120	1:43.272	1:59.110
53	1:43.776	1:54.877
152	1:48.588	1:58.549

LAP 8 @ 17:15:36.137

NO	BEHIND	LAP TIME
449		1:48.732
224	1.100	1:48.747
23	1.696	1:48.466
42	1 Lap	2:00.000
26	1 Lap	1:58.888
34	8.556	1:50.874
29	24.270	1:47.024
56	32.302	1:51.960
36	44.641	1:54.601
45	45.555	1:54.238
281	46.333	1:55.694
222	46.371	1:54.625
444	1 Lap	2:10.664
46	1:06.764	1:57.099
41	1:19.681	1:55.029
274	1:38.636	2:00.174
640	1:38.706	2:01.873
113	1:40.499	1:59.617

53	1:50.635	1:55.591
120	1:51.150	1:56.610
152	2:02.616	2:02.760

BMCRC - MRO Championships 2022 - Rnd 4 @ Oulton Park

L&W / BMCRC Rookie 600 & Rookie 1000

RACE 19 - SECTOR ANALYSIS



SECTOR 1 = FL to I1, SECTOR 2 = I1 to FL, DIFF = Difference To Personal Best Lap, P = Crossed Finish Line in Pit Lane, D = Time Disallowed

P1 449 1000 Luke WALLINGTON		Yamaha R1 4C8 - BW Bespoke Developments Ltd				
IDEAL LAP TIME : 1:46.914		BEST LAP TIME : 1:47.532		DIFFERENCE : 0.618		
LAP	SECTOR 1	SECTOR 2	LAP TIME	MPH	DIFF	TIME OF DAY
1 -		29.664	1:54.318	84.77	6.786	17:02:53.875
2 -	1:19.273	29.720	1:48.993	88.91	1.461	17:04:42.868
3 -	1:18.427	29.216	1:47.643 (2)	90.03	0.111	17:06:30.511
4 -	1:17.964	29.568	1:47.532 (1)	90.12		17:08:18.043
5 -	1:20.877	29.846	1:50.723	87.52	3.191	17:10:08.766
6 -	1:19.403	29.386	1:48.789	89.08	1.257	17:11:57.555
7 -	1:20.044	29.806	1:49.850	88.22	2.318	17:13:47.405
8 -	1:19.782	28.950	1:48.732 (3)	89.13	1.200	17:15:36.137

P2 224 1000 Lee HEALEY		Suzuki GSXR 1000R - F-Tech Fire & Electrical Ltd / Ark Joinery				
IDEAL LAP TIME : 1:48.294		BEST LAP TIME : 1:48.499		DIFFERENCE : 0.205		
LAP	SECTOR 1	SECTOR 2	LAP TIME	MPH	DIFF	TIME OF DAY
1 -		29.889	1:54.828	84.39	6.329	17:02:54.385
2 -	1:19.071	29.713	1:48.784 (3)	89.08	0.285	17:04:43.169
3 -	1:18.725	29.774	1:48.499 (1)	89.32		17:06:31.668
4 -	1:19.436	29.762	1:49.198	88.74	0.699	17:08:20.866
5 -	1:19.714	29.967	1:49.681	88.35	1.182	17:10:10.547
6 -	1:19.185	29.894	1:49.079	88.84	0.580	17:11:59.626
7 -	1:19.295	29.569	1:48.864	89.02	0.365	17:13:48.490
8 -	1:18.898	29.849	1:48.747 (2)	89.11	0.248	17:15:37.237

P3 23 1000 Harry HINCHCLIFFE		Kawasaki ZX10R - JDL Electrical				
IDEAL LAP TIME : 1:48.298		BEST LAP TIME : 1:48.466		DIFFERENCE : 0.168		
LAP	SECTOR 1	SECTOR 2	LAP TIME	MPH	DIFF	TIME OF DAY
1 -		30.076	1:55.385	83.99	6.919	17:02:54.942
2 -	1:19.252	29.514	1:48.766 (3)	89.10	0.300	17:04:43.708
3 -	1:19.288	29.734	1:49.022	88.89	0.556	17:06:32.730
4 -	1:18.784	29.899	1:48.683 (2)	89.17	0.217	17:08:21.413
5 -	1:19.829	29.830	1:49.659	88.37	1.193	17:10:11.072
6 -	1:19.395	29.680	1:49.075	88.84	0.609	17:12:00.147
7 -	1:19.552	29.668	1:49.220	88.73	0.754	17:13:49.367
8 -	1:18.790	29.676	1:48.466 (1)	89.34		17:15:37.833

P4 34 1000 Ben CHEESEMAN		Kawasaki ZX10RR - BCH Services Kent Ltd				
IDEAL LAP TIME : 1:48.699		BEST LAP TIME : 1:48.906		DIFFERENCE : 0.207		
LAP	SECTOR 1	SECTOR 2	LAP TIME	MPH	DIFF	TIME OF DAY
1 -		30.112	1:56.175	83.41	7.269	17:02:55.732
2 -	1:20.469	29.975	1:50.444	87.74	1.538	17:04:46.176
3 -	1:20.010	29.558	1:49.568 (3)	88.45	0.662	17:06:35.744
4 -	1:20.291	30.043	1:50.334	87.83	1.428	17:08:26.078
5 -	1:19.355	29.752	1:49.107 (2)	88.82	0.201	17:10:15.185
6 -	1:19.493	30.235	1:49.728	88.32	0.822	17:12:04.913
7 -	1:19.141	29.765	1:48.906 (1)	88.98		17:13:53.819
8 -	1:20.208	30.666	1:50.874	87.40	1.968	17:15:44.693

P5 29 600 Michael SHEPPHARD		Kawasaki ZX6R - RTR Performance, KRS Solutions				
IDEAL LAP TIME : 1:46.619		BEST LAP TIME : 1:47.024		DIFFERENCE : 0.405		
LAP	SECTOR 1	SECTOR 2	LAP TIME	MPH	DIFF	TIME OF DAY
1 -		30.155	2:24.497	67.06	37.473	17:03:24.054
2 -	1:18.691	30.190	1:48.881	89.00	1.857	17:05:12.935
3 -	1:19.899	29.496	1:49.395	88.58	2.371	17:07:02.330
4 -	1:17.232	29.920	1:47.152 (2)	90.44	0.128	17:08:49.482
5 -	1:18.324	30.742	1:49.066	88.85	2.042	17:10:38.548
6 -	1:17.795	29.465	1:47.260 (3)	90.35	0.236	17:12:25.808
7 -	1:18.098	29.477	1:47.575	90.08	0.551	17:14:13.383
8 -	1:17.637	29.387	1:47.024 (1)	90.55		17:16:00.407

BMCRC - MRO Championships 2022 - Rnd 4 @ Oulton Park

L&W / BMCRC Rookie 600 & Rookie 1000

RACE 19 - SECTOR ANALYSIS



SECTOR 1 = FL to I1, SECTOR 2 = I1 to FL, DIFF = Difference To Personal Best Lap, P = Crossed Finish Line in Pit Lane, D = Time Disallowed

P6 56 1000 Paul HARRIS		Kawasaki ZX10R - Elmech Racing				
IDEAL LAP TIME : 1:50.774		BEST LAP TIME : 1:50.774		DIFFERENCE : 0.000		
LAP	SECTOR 1	SECTOR 2	LAP TIME	MPH	DIFF	TIME OF DAY
1 -		30.945	2:00.722	80.27	9.948	17:03:00.279
2 -	1:22.511	30.791	1:53.302	85.53	2.528	17:04:53.581
3 -	1:22.917	31.144	1:54.061	84.96	3.287	17:06:47.642
4 -	1:22.009	30.810	1:52.819	85.90	2.045	17:08:40.461
5 -	1:21.230	30.413	1:51.643 (2)	86.80	0.869	17:10:32.104
6 -	1:20.573	30.201	1:50.774 (1)	87.48		17:12:22.878
7 -	1:23.129	30.472	1:53.601	85.31	2.827	17:14:16.479
8 -	1:21.413	30.547	1:51.960 (3)	86.56	1.186	17:16:08.439

P7 36 1000 Alan MORGAN		Suzuki GSXR 1000 - Little Duck Racing				
IDEAL LAP TIME : 1:53.149		BEST LAP TIME : 1:54.101		DIFFERENCE : 0.952		
LAP	SECTOR 1	SECTOR 2	LAP TIME	MPH	DIFF	TIME OF DAY
1 -		30.756	1:59.338	81.20	5.237	17:02:58.895
2 -	1:22.890	32.309	1:55.199	84.12	1.098	17:04:54.094
3 -	1:22.810	31.588	1:54.398 (2)	84.71	0.297	17:06:48.492
4 -	1:23.907	30.673	1:54.580	84.58	0.479	17:08:43.072
5 -	1:23.480	30.940	1:54.420 (3)	84.69	0.319	17:10:37.492
6 -	1:24.245	30.339	1:54.584	84.57	0.483	17:12:32.076
7 -	1:23.079	31.022	1:54.101 (1)	84.93		17:14:26.177
8 -	1:23.517	31.084	1:54.601	84.56	0.500	17:16:20.778

P8 45 1000 Glenn SMITH		Kawasaki ZX10R - Team Blumpkin Racing				
IDEAL LAP TIME : 1:53.665		BEST LAP TIME : 1:53.819		DIFFERENCE : 0.154		
LAP	SECTOR 1	SECTOR 2	LAP TIME	MPH	DIFF	TIME OF DAY
1 -		31.134	2:00.490	80.43	6.671	17:03:00.047
2 -	1:23.439	31.007	1:54.446	84.68	0.627	17:04:54.493
3 -	1:23.462	31.448	1:54.910	84.33	1.091	17:06:49.403
4 -	1:24.122	31.187	1:55.309	84.04	1.490	17:08:44.712
5 -	1:22.857	31.449	1:54.306 (3)	84.78	0.487	17:10:39.018
6 -	1:23.534	31.083	1:54.617	84.55	0.798	17:12:33.635
7 -	1:22.857	30.962	1:53.819 (1)	85.14		17:14:27.454
8 -	1:23.430	30.808	1:54.238 (2)	84.83	0.419	17:16:21.692

P9 281 1000 Daniel FARLEY		Suzuki GSXR - F-TECH FIRE & ELECTRICAL LTD				
IDEAL LAP TIME : 1:53.996		BEST LAP TIME : 1:54.188		DIFFERENCE : 0.192		
LAP	SECTOR 1	SECTOR 2	LAP TIME	MPH	DIFF	TIME OF DAY
1 -		31.218	1:59.018	81.42	4.830	17:02:58.575
2 -	1:22.827	31.361	1:54.188 (1)	84.87		17:04:52.763
3 -	1:23.387	31.946	1:55.333	84.02	1.145	17:06:48.096
4 -	1:23.872	31.627	1:55.499	83.90	1.311	17:08:43.595
5 -	1:23.429	31.270	1:54.699	84.49	0.511	17:10:38.294
6 -	1:22.954	31.335	1:54.289 (3)	84.79	0.101	17:12:32.583
7 -	1:23.024	31.169	1:54.193 (2)	84.86	0.005	17:14:26.776
8 -	1:24.435	31.259	1:55.694	83.76	1.506	17:16:22.470

P10 222 1000 Daniel MERCER		Honda CBR1000RR - McLovin Racing				
IDEAL LAP TIME : 1:53.313		BEST LAP TIME : 1:53.772		DIFFERENCE : 0.459		
LAP	SECTOR 1	SECTOR 2	LAP TIME	MPH	DIFF	TIME OF DAY
1 -		31.346	2:01.964	79.46	8.192	17:03:01.521
2 -	1:22.561	31.211	1:53.772 (1)	85.18		17:04:55.293
3 -	1:23.043	31.296	1:54.339	84.75	0.567	17:06:49.632
4 -	1:24.195	30.996	1:55.191	84.13	1.419	17:08:44.823
5 -	1:23.347	31.485	1:54.832	84.39	1.060	17:10:39.655
6 -	1:23.167	31.036	1:54.203 (3)	84.86	0.431	17:12:33.858
7 -	1:22.883	31.142	1:54.025 (2)	84.99	0.253	17:14:27.883
8 -	1:23.873	30.752	1:54.625	84.54	0.853	17:16:22.508

BMCRC - MRO Championships 2022 - Rnd 4 @ Oulton Park

L&W / BMCRC Rookie 600 & Rookie 1000

RACE 19 - SECTOR ANALYSIS



SECTOR 1 = FL to I1, SECTOR 2 = I1 to FL, DIFF = Difference To Personal Best Lap, P = Crossed Finish Line in Pit Lane, D = Time Disallowed

P11 46 600		Pete MARSH		Kawasaki ZX6R - Zipped Up Racing		
IDEAL LAP TIME : 1:51.063		BEST LAP TIME : 1:51.173		DIFFERENCE : 0.110		
LAP	SECTOR 1	SECTOR 2	LAP TIME	MPH	DIFF	TIME OF DAY
1 -		30.637	2:27.392	65.75	36.219	17:03:26.949
2 -	1:20.426	30.747	1:51.173 (1)	87.17		17:05:18.122
3 -	1:21.771	31.655	1:53.426	85.44	2.253	17:07:11.548
4 -	1:21.704	31.218	1:52.922 (2)	85.82	1.749	17:09:04.470
5 -	1:22.163	31.105	1:53.268 (3)	85.56	2.095	17:10:57.738
6 -	1:22.104	31.305	1:53.409	85.45	2.236	17:12:51.147
7 -	1:23.210	31.445	1:54.655	84.52	3.482	17:14:45.802
8 -	1:24.543	32.556	1:57.099	82.76	5.926	17:16:42.901

P12 41 600		Toby COOK		Triumph Daytona - Brixham Bodyworks		
IDEAL LAP TIME : 1:53.620		BEST LAP TIME : 1:53.736		DIFFERENCE : 0.116		
LAP	SECTOR 1	SECTOR 2	LAP TIME	MPH	DIFF	TIME OF DAY
1 -		31.579	2:33.045	63.32	39.309	17:03:32.602
2 -	1:23.406	31.747	1:55.153	84.16	1.417	17:05:27.755
3 -	1:23.412	31.396	1:54.808	84.41	1.072	17:07:22.563
4 -	1:23.082	31.545	1:54.627 (3)	84.54	0.891	17:09:17.190
5 -	1:23.882	32.169	1:56.051	83.50	2.315	17:11:13.241
6 -	1:22.309	31.427	1:53.736 (1)	85.20		17:13:06.977
7 -	1:22.224	31.588	1:53.812 (2)	85.15	0.076	17:15:00.789
8 -	1:23.322	31.707	1:55.029	84.25	1.293	17:16:55.818

P13 274 1000		Stewart LATIMER		Suzuki GSXR1000 R - Fat Bloke Racing RR		
IDEAL LAP TIME : 1:59.865		BEST LAP TIME : 2:00.174		DIFFERENCE : 0.309		
LAP	SECTOR 1	SECTOR 2	LAP TIME	MPH	DIFF	TIME OF DAY
1 -		33.019	2:08.869	75.20	8.695	17:03:08.426
2 -	1:27.927	33.231	2:01.158	79.98	0.984	17:05:09.584
3 -	1:28.949	33.564	2:02.513	79.10	2.339	17:07:12.097
4 -	1:27.759	33.089	2:00.848	80.19	0.674	17:09:12.945
5 -	1:28.026	32.881	2:00.907	80.15	0.733	17:11:13.852
6 -	1:27.523	32.907	2:00.430 (3)	80.47	0.256	17:13:14.282
7 -	1:27.705	32.612	2:00.317 (2)	80.54	0.143	17:15:14.599
8 -	1:27.832	32.342	2:00.174 (1)	80.64		17:17:14.773

P14 640 1000		Dominic BREWIN		Suzuki GSXR 1000 - The Crown Inn - Heather		
IDEAL LAP TIME : 1:58.826		BEST LAP TIME : 1:59.118		DIFFERENCE : 0.292		
LAP	SECTOR 1	SECTOR 2	LAP TIME	MPH	DIFF	TIME OF DAY
1 -		33.320	2:08.401	75.47	9.283	17:03:07.958
2 -	1:27.398	33.870	2:01.268	79.91	2.150	17:05:09.226
3 -	1:28.862	33.511	2:02.373	79.19	3.255	17:07:11.599
4 -	1:28.014	33.728	2:01.742	79.60	2.624	17:09:13.341
5 -	1:27.108	32.819	1:59.927 (2)	80.81	0.809	17:11:13.268
6 -	1:26.007	33.111	1:59.118 (1)	81.35		17:13:12.386
7 -	1:27.470	33.114	2:00.584 (3)	80.36	1.466	17:15:12.970
8 -	1:28.765	33.108	2:01.873	79.51	2.755	17:17:14.843

P15 113 1000		Jonathan GOOD		Kawasaki ZX10R -		
IDEAL LAP TIME : 1:59.481		BEST LAP TIME : 1:59.617		DIFFERENCE : 0.136		
LAP	SECTOR 1	SECTOR 2	LAP TIME	MPH	DIFF	TIME OF DAY
1 -		32.532	2:09.780	74.67	10.163	17:03:09.337
2 -	1:29.059	33.252	2:02.311	79.23	2.694	17:05:11.648
3 -	1:28.106	32.769	2:00.875	80.17	1.258	17:07:12.523
4 -	1:28.899	32.817	2:01.716	79.62	2.099	17:09:14.239
5 -	1:27.498	33.105	2:00.603 (3)	80.35	0.986	17:11:14.842
6 -	1:27.156	33.019	2:00.175 (2)	80.64	0.558	17:13:15.017
7 -	1:28.712	33.290	2:02.002	79.43	2.385	17:15:17.019
8 -	1:27.292	32.325	1:59.617 (1)	81.01		17:17:16.636

BMCRC - MRO Championships 2022 - Rnd 4 @ Oulton Park

L&W / BMCRC Rookie 600 & Rookie 1000

RACE 19 - SECTOR ANALYSIS



SECTOR 1 = FL to I1, SECTOR 2 = I1 to FL, DIFF = Difference To Personal Best Lap, P = Crossed Finish Line in Pit Lane, D = Time Disallowed

P16 53 600 Anthony FITTON			Yamaha R6 -			
IDEAL LAP TIME : 1:54.844		BEST LAP TIME : 1:54.877		DIFFERENCE : 0.033		
LAP	SECTOR 1	SECTOR 2	LAP TIME	MPH	DIFF	TIME OF DAY
1 -		32.813	2:37.580	61.50	42.703	17:03:37.137
2 -	1:26.844	33.244	2:00.088	80.70	5.211	17:05:37.225
3 -	1:26.400	33.132	1:59.532	81.07	4.655	17:07:36.757
4 -	1:26.863	33.256	2:00.119	80.68	5.242	17:09:36.876
5 -	1:26.621	33.332	1:59.953	80.79	5.076	17:11:36.829
6 -	1:27.685	31.790	1:59.475 (3)	81.11	4.598	17:13:36.304
7 -	1:23.431	31.446	1:54.877 (1)	84.36		17:15:31.181
8 -	1:24.178	31.413	1:55.591 (2)	83.84	0.714	17:17:26.772

P17 120 600 James GOWER			Yamaha R6 - TeamRubyRacing			
IDEAL LAP TIME : 1:56.308		BEST LAP TIME : 1:56.477		DIFFERENCE : 0.169		
LAP	SECTOR 1	SECTOR 2	LAP TIME	MPH	DIFF	TIME OF DAY
1 -		31.529	2:32.130	63.70	35.653	17:03:31.687
2 -	1:25.554	30.923	1:56.477 (1)	83.20		17:05:28.164
3 -	1:26.104	35.608	2:01.712	79.62	5.235	17:07:29.876
4 -	1:30.905	32.511	2:03.416	78.52	6.939	17:09:33.292
5 -	1:27.594	31.295	1:58.889 (3)	81.51	2.412	17:11:32.181
6 -	1:27.878	31.508	1:59.386	81.17	2.909	17:13:31.567
7 -	1:27.762	31.348	1:59.110	81.36	2.633	17:15:30.677
8 -	1:25.856	30.754	1:56.610 (2)	83.10	0.133	17:17:27.287

P18 152 600 Peter GILBERT			Honda CBR600RR -			
IDEAL LAP TIME : 1:58.441		BEST LAP TIME : 1:58.549		DIFFERENCE : 0.108		
LAP	SECTOR 1	SECTOR 2	LAP TIME	MPH	DIFF	TIME OF DAY
1 -		32.909	2:35.995	62.12	37.446	17:03:35.552
2 -	1:27.484	33.452	2:00.936	80.13	2.387	17:05:36.488
3 -	1:28.120	33.004	2:01.124	80.01	2.575	17:07:37.612
4 -	1:27.384	32.731	2:00.115	80.68	1.566	17:09:37.727
5 -	1:26.107	33.586	1:59.693 (2)	80.96	1.144	17:11:37.420
6 -	1:27.690	32.334	2:00.024 (3)	80.74	1.475	17:13:37.444
7 -	1:26.157	32.392	1:58.549 (1)	81.74		17:15:35.993
8 -	1:29.760	33.000	2:02.760	78.94	4.211	17:17:38.753

P19 42 600 Kai EVANS			Kawasaki ZX6R - CBS Ltd Construction and Engineering			
IDEAL LAP TIME : 1:59.506		BEST LAP TIME : 1:59.722		DIFFERENCE : 0.216		
LAP	SECTOR 1	SECTOR 2	LAP TIME	MPH	DIFF	TIME OF DAY
1 -		33.127	2:37.343	61.59	37.621	17:03:36.900
2 -	1:26.707	33.265	1:59.972 (3)	80.77	0.250	17:05:36.872
3 -	1:26.455	33.267	1:59.722 (1)	80.94		17:07:36.594
4 -	1:26.835	33.082	1:59.917 (2)	80.81	0.195	17:09:36.511
5 -	1:26.824	33.250	2:00.074	80.71	0.352	17:11:36.585
6 -	1:27.774	33.553	2:01.327	79.87	1.605	17:13:37.912
7 -	1:26.424	33.576	2:00.000	80.76	0.278	17:15:37.912

P20 26 600 Max BARNES			Triumph Daytona -			
IDEAL LAP TIME : 1:58.888		BEST LAP TIME : 1:58.888		DIFFERENCE : 0.000		
LAP	SECTOR 1	SECTOR 2	LAP TIME	MPH	DIFF	TIME OF DAY
1 -		34.623	2:41.797	59.89	42.909	17:03:41.354
2 -	1:29.443	33.637	2:03.080	78.73	4.192	17:05:44.434
3 -	1:28.357	33.325	2:01.682	79.64	2.794	17:07:46.116
4 -	1:27.429	32.730	2:00.159	80.65	1.271	17:09:46.275
5 -	1:26.416	33.028	1:59.444 (3)	81.13	0.556	17:11:45.719
6 -	1:26.342	32.709	1:59.051 (2)	81.40	0.163	17:13:44.770
7 -	1:26.209	32.679	1:58.888 (1)	81.51		17:15:43.658

BMCRC - MRO Championships 2022 - Rnd 4 @ Oulton Park

L&W / BMCRC Rookie 600 & Rookie 1000

RACE 19 - SECTOR ANALYSIS



SECTOR 1 = FL to I1, SECTOR 2 = I1 to FL, DIFF = Difference To Personal Best Lap, P = Crossed Finish Line in Pit Lane, D = Time Disallowed

P21	444 600	Micheal HANRAHAN	Yamaha R600 - T G CAD SERVICES/ G and g mobility services			
IDEAL LAP TIME : 2:06.721		BEST LAP TIME : 2:06.788	DIFFERENCE : 0.067			

LAP	SECTOR 1	SECTOR 2	LAP TIME	MPH	DIFF	TIME OF DAY
1 -		35.732	2:47.008	58.02	40.220	17:03:46.565
2 -	1:31.300	35.488	2:06.788 (1)	76.43		17:05:53.353
3 -	1:31.976	35.453	2:07.429 (3)	76.05	0.641	17:08:00.782
4 -	1:31.694	35.421	2:07.115 (2)	76.24	0.327	17:10:07.897
5 -	1:32.520	35.648	2:08.168	75.61	1.380	17:12:16.065
6 -	1:34.807	36.260	2:11.067	73.94	4.279	17:14:27.132
7 -	1:35.239	35.425	2:10.664	74.16	3.876	17:16:37.796

P22	141 600	Henry ROSS	Yamaha R6 -			
IDEAL LAP TIME : 1:46.983		BEST LAP TIME : 1:47.115	DIFFERENCE : 0.132			

LAP	SECTOR 1	SECTOR 2	LAP TIME	MPH	DIFF	TIME OF DAY
1 -		30.334	2:25.114	66.78	37.999	17:03:24.671
2 -	1:18.393	29.511	1:47.904 (3)	89.81	0.789	17:05:12.575
3 -	1:20.006	29.576	1:49.582	88.43	2.467	17:07:02.157
4 -	1:18.625	29.295	1:47.920	89.80	0.805	17:08:50.077
5 -	1:18.189	30.322	1:48.511	89.31	1.396	17:10:38.588
6 -	1:18.742	29.080	1:47.822 (2)	89.88	0.707	17:12:26.410
7 -	1:17.903	29.212	1:47.115 (1)	90.47		17:14:13.525

P23	84 1000	Colin McPHERSON	Kawasaki ZX10R -			
IDEAL LAP TIME :		BEST LAP TIME :	DIFFERENCE :			

LAP	SECTOR 1	SECTOR 2	LAP TIME	MPH	DIFF	TIME OF DAY
1 -		IN PIT	2:21.096 P	68.68		17:03:20.653

BMCRC - MRO Championships 2022 - Rnd 4 @ Oulton Park

L&W / BMCRC Rookie 600 & Rookie 1000

RACE 19 - BEST SECTORS

SECTOR 1			SECTOR 2			IDEAL / BEST COMPARISON						
POS	NO	NAME	TIME	NO	NAME	TIME	POS	NO	NAME	IDEAL	BEST	DIFF
									PERFECT LAP	1:46.182		
1	29	SHEPPHARD	1:17.232	449	WALLINGTON	28.950	1	29	SHEPPHARD	1:46.619	1:47.024	0.405
2	141	ROSS	1:17.903	141	ROSS	29.080	2	449	WALLINGTON	1:46.914	1:47.532	0.618
3	449	WALLINGTON	1:17.964	29	SHEPPHARD	29.387	3	141	ROSS	1:46.983	1:47.115	0.132
4	224	HEALEY	1:18.725	23	HINCHCLIFFE	29.514	4	224	HEALEY	1:48.294	1:48.499	0.205
5	23	HINCHCLIFFE	1:18.784	34	CHEESEMAN	29.558	5	23	HINCHCLIFFE	1:48.298	1:48.466	0.168
6	34	CHEESEMAN	1:19.141	224	HEALEY	29.569	6	34	CHEESEMAN	1:48.699	1:48.906	0.207
7	46	MARSH	1:20.426	56	HARRIS	30.201	7	56	HARRIS	1:50.774	1:50.774	0.000
8	56	HARRIS	1:20.573	36	MORGAN	30.339	8	46	MARSH	1:51.063	1:51.173	0.110
9	41	COOK	1:22.224	46	MARSH	30.637	9	36	MORGAN	1:53.149	1:54.101	0.952
10	222	MERCER	1:22.561	222	MERCER	30.752	10	222	MERCER	1:53.313	1:53.772	0.459
11	36	MORGAN	1:22.810	120	GOWER	30.754	11	41	COOK	1:53.620	1:53.736	0.116
12	281	FARLEY	1:22.827	45	SMITH	30.808	12	45	SMITH	1:53.665	1:53.819	0.154
13	45	SMITH	1:22.857	281	FARLEY	31.169	13	281	FARLEY	1:53.996	1:54.188	0.192
14	53	FITTON	1:23.431	41	COOK	31.396	14	53	FITTON	1:54.844	1:54.877	0.033
15	120	GOWER	1:25.554	53	FITTON	31.413	15	120	GOWER	1:56.308	1:56.477	0.169
16	640	BREWIN	1:26.007	113	GOOD	32.325	16	152	GILBERT	1:58.441	1:58.549	0.108
17	152	GILBERT	1:26.107	152	GILBERT	32.334	17	640	BREWIN	1:58.826	1:59.118	0.292
18	26	BARNES	1:26.209	274	LATIMER	32.342	18	26	BARNES	1:58.888	1:58.888	0.000
19	42	EVANS	1:26.424	26	BARNES	32.679	19	113	GOOD	1:59.481	1:59.617	0.136
20	113	GOOD	1:27.156	640	BREWIN	32.819	20	42	EVANS	1:59.506	1:59.722	0.216
21	274	LATIMER	1:27.523	42	EVANS	33.082	21	274	LATIMER	1:59.865	2:00.174	0.309
22	444	HANRAHAN	1:31.300	444	HANRAHAN	35.421	22	444	HANRAHAN	2:06.721	2:06.788	0.067
23							23	84	McPHERSON			
24												

BMCRC - MRO Championships 2022 - Rnd 4 @ Oulton Park

L&W / BMCRC Rookie 600 & Rookie 1000

RACE 19 - STATISTICS

Competitors Started	24
Planned Start	2022-06-04 @ 17:30:00.000
Actual Start	2022-06-04 @ 17:00:59.556
Finish Time	2022-06-04 @ 17:15:36.136
Track Length	2.6920mi.
Total Laps	173
Total Distance Covered	465.7209mi.

Session Fastest Lap History

NO	CL	NAME	LAP TIME	TIME OF DAY	LAP	VEHICLE
449	1000	Luke WALLINGTON	1:48.993	17:04:42.878	2	Yamaha R1 4C8
224	1000	Lee HEALEY	1:48.784	17:04:43.195	2	Suzuki GSXR 1000R
23	1000	Harry HINCHCLIFFE	1:48.766	17:04:43.732	2	Kawasaki ZX10R
141	600	Henry ROSS	1:47.904	17:05:12.601	2	Yamaha R6
449	1000	Luke WALLINGTON	1:47.643	17:06:30.520	3	Yamaha R1 4C8
449	1000	Luke WALLINGTON	1:47.532	17:08:18.053	4	Yamaha R1 4C8
29	600	Michael SHEPPHARD	1:47.152	17:08:49.491	4	Kawasaki ZX6R
141	600	Henry ROSS	1:47.115	17:14:13.550	7	Yamaha R6
29	600	Michael SHEPPHARD	1:47.024	17:16:00.416	8	Kawasaki ZX6R

Session Leader History

NO	CL	NAME	FROM LAP	LAPS LED	DISTANCE	VEHICLE
449	1000	Luke WALLINGTON	1	8	21.53 miles	Yamaha R1 4C8

Flag History

TYPE	TIME OF DAY
GREEN	17:00:59.556
FINISH	17:15:36.136

Flag Statistics

TYPE	COUNT	TOTAL LAPS	TOTAL TIME
Green	1	8	16:53.982
Red	0	0	0.000
Safety Car	0	0	0.000
FCY	0	0	0.000

BMCRC - MRO Championships 2022 - Rnd 4 @ Oulton Park

L&W / BMCRC Rookie 600 & Rookie 1000

RACE 19 - STATISTICS

CLASS : 1000

13 Starters

Fastest Lap History

NO	NAME	LAP TIME	TIME OF DAY	LAP	VEHICLE
449	Luke WALLINGTON	1:48.993	17:04:42.878	2	Yamaha R1 4C8
224	Lee HEALEY	1:48.784	17:04:43.195	2	Suzuki GSXR 1000R
23	Harry HINCHCLIFFE	1:48.766	17:04:43.732	2	Kawasaki ZX10R
449	Luke WALLINGTON	1:47.643	17:06:30.520	3	Yamaha R1 4C8
449	Luke WALLINGTON	1:47.532	17:08:18.053	4	Yamaha R1 4C8

Leader History

NO	NAME	FROM LAP	LAPS LED	DISTANCE	VEHICLE
449	Luke WALLINGTON	1	8	21.53 miles	Yamaha R1 4C8

BMCRC - MRO Championships 2022 - Rnd 4 @ Oulton Park

L&W / BMCRC Rookie 600 & Rookie 1000

RACE 19 - STATISTICS

CLASS : 600

11 Starters

Fastest Lap History

NO	NAME	LAP TIME	TIME OF DAY	LAP	VEHICLE
141	Henry ROSS	1:47.904	17:05:12.601	2	Yamaha R6
29	Michael SHEPPHARD	1:47.152	17:08:49.491	4	Kawasaki ZX6R
141	Henry ROSS	1:47.115	17:14:13.550	7	Yamaha R6
29	Michael SHEPPHARD	1:47.024	17:16:00.416	8	Kawasaki ZX6R

Leader History

NO	NAME	FROM LAP	LAPS LED	DISTANCE	VEHICLE
29	Michael SHEPPHARD	1	1	2.69 miles	Kawasaki ZX6R
141	Henry ROSS	2	2	5.38 miles	Yamaha R6
29	Michael SHEPPHARD	4	5	13.46 miles	Kawasaki ZX6R

RKB-F1
MOTORSPORT



RKB MOTORSPORT / BREITENBACH RENNSPORT F1 & F2 SIDECARS



BMCRC-MRO Championships - Round 4
Oulton Park International
3rd / 4th June 2022



Timing & Results Provided by Timing Solutions Ltd

www.tsl-timing.com

BMCRC - MRO Championships 2022 - Rnd 4 @ Oulton Park**BMCRC - RKB F1 & F2 Sidecars****QUALIFYING - CLASSIFICATION**

POS	NO	CL	PIC NAME	ENTRY	TIME	ON	LAPS	GAP	DIFF	MPH
1	91	F1	1 WILLIAMS / HILDIGE	LCR Yamaha -	2:07.120	6	6			76.23
2	11	F1	2 NICHOLLS / BRYANT	LCR Honda - CERTAIN EXHIBITIONS	2:09.486	4	6	2.366	2.366	74.84
3	62	F1	3 WRIGHT / BAILEY	Ryde Yamaha - Stainless Steel Designs Ltd.	2:10.138	4	5	3.018	0.652	74.46
4	117	F1	4 POTTINGER / DODD	LCR Yamaha - GB Precision Eng/Opal Fabrication	2:12.142	4	6	5.022	2.004	73.34
5	73	F2	1 GOODIER / STONE	LCR Suzuki -	2:13.163	5	5	6.043	1.021	72.77
6	38	F2	2 MOSS / GEDDES	Shelbourne Yamaha - LifeSafety Motorsport - CharlieM	2:17.907	5	5	10.787	4.744	70.27
7	37	F2	3 MORPHET / REILLY	LCR Suzuki -	2:17.928	3	5	10.808	0.021	70.26
8	33	F2	4 HEGARTY / NEAVE	Baker Suzuki -	2:19.486	2	3	12.366	1.558	69.47
9	167	F2	5 PETTMAN / DAWKINS	Windle Yamaha - Wesso Racing	2:28.186	4	5	21.066	8.700	65.39
10	65	F1	5 FAIERS / PLUCKROSE	Windle Yamaha - AWracing ltd	2:31.934	3	5	24.814	3.748	63.78
11	14	F1	6 BURNS / WNFROW	Yamaha Yamaha - MRB Fencing	2:33.188	3	5	26.068	1.254	63.26
12	19	F1	7 MACBRIDE / THOMPSON	LCR Suzuki - Lifesafety Motorsport	2:49.783	2	4	42.663	16.595	57.08

Weather / Track : Cloudy / Wet

These results are provisional until the conclusion of any judicial and technical matters.

Oulton Park International: 2.6920 miles

Date: 03/06/2022 Start: 09:40 Finish: 09:51

Clerk Of Course :

Stewards :

Timekeeper : Richard Evans

Results can be found at www.tsl-timing.com

Printed - 09:54 Friday, 03 June 2022



BMCRC - MRO Championships 2022 - Rnd 4 @ Oulton Park

BMCRC - RKB F1 & F2 Sidecars

QUALIFYING - SECTOR ANALYSIS



SECTOR 1 = FL to I1, SECTOR 2 = I1 to FL, DIFF = Difference To Personal Best Lap, P = Crossed Finish Line in Pit Lane, D = Time Disallowed

P1 91 F1 WILLIAMS / HILDIGE		LCR Yamaha -				
IDEAL LAP TIME : 2:07.013		BEST LAP TIME : 2:07.120		DIFFERENCE : 0.107		
LAP	SECTOR 1	SECTOR 2	LAP TIME	MPH	DIFF	TIME OF DAY
1 -	1:41.738	35.947	2:17.685	70.38	10.565	09:42:44.063
2 -	1:34.999	35.084	2:10.083	74.50	2.963	09:44:54.146
3 -	1:34.545	35.543	2:10.088	74.49	2.968	09:47:04.234
4 -	1:33.111	34.895	2:08.006 (2)	75.70	0.886	09:49:12.240
5 -	1:33.120	34.905	2:08.025 (3)	75.69	0.905	09:51:20.265
6 -	1:32.118	35.002	2:07.120 (1)	76.23		09:53:27.385

P2 11 F1 NICHOLLS / BRYANT		LCR Honda - CERTAIN EXHIBITIONS				
IDEAL LAP TIME : 2:08.650		BEST LAP TIME : 2:09.486		DIFFERENCE : 0.836		
LAP	SECTOR 1	SECTOR 2	LAP TIME	MPH	DIFF	TIME OF DAY
1 -	1:45.106	35.952	2:21.058	68.70	11.572	09:42:49.137
2 -	1:34.733	35.293	2:10.026 (3)	74.53	0.540	09:44:59.163
3 -	1:33.357	36.350	2:09.707 (2)	74.71	0.221	09:47:08.870
4 -	1:34.097	35.389	2:09.486 (1)	74.84		09:49:18.356
5 -	1:37.220	35.366	2:12.586	73.09	3.100	09:51:30.942
6 -	1:34.513	36.683	2:11.196	73.86	1.710	09:53:42.138

P3 62 F1 WRIGHT / BAILEY		Ryde Yamaha - Stainless Steel Designs Ltd.				
IDEAL LAP TIME : 2:10.138		BEST LAP TIME : 2:10.138		DIFFERENCE : 0.000		
LAP	SECTOR 1	SECTOR 2	LAP TIME	MPH	DIFF	TIME OF DAY
1 -	1:40.315	36.660	2:16.975	70.75	6.837	09:42:36.080
2 -	1:36.627	36.310	2:12.937 (3)	72.90	2.799	09:44:49.017
3 -	1:35.961	35.525	2:11.486 (2)	73.70	1.348	09:47:00.503
4 -	1:34.961	35.177	2:10.138 (1)	74.46		09:49:10.641
5 -	1:47.153	IN PIT	2:34.978 P	62.53	24.840	09:51:45.619

P4 117 F1 POTTINGER / DODD		LCR Yamaha - GB Precision Eng/Opal Fabrication				
IDEAL LAP TIME : 2:10.819		BEST LAP TIME : 2:12.142		DIFFERENCE : 1.323		
LAP	SECTOR 1	SECTOR 2	LAP TIME	MPH	DIFF	TIME OF DAY
1 -	1:51.137	38.453	2:29.590	64.78	17.448	09:42:56.570
2 -	1:39.357	36.744	2:16.101	71.20	3.959	09:45:12.671
3 -	1:37.981	35.899	2:13.880 (3)	72.38	1.738	09:47:26.551
4 -	1:35.871	36.271	2:12.142 (1)	73.34		09:49:38.693
5 -	1:34.920	38.756	2:13.676 (2)	72.49	1.534	09:51:52.369
6 -	1:36.915	IN PIT	2:23.693 P	67.44	11.551	09:54:16.062

P5 73 F2 GOODIER / STONE		LCR Suzuki -				
IDEAL LAP TIME : 2:12.513		BEST LAP TIME : 2:13.163		DIFFERENCE : 0.650		
LAP	SECTOR 1	SECTOR 2	LAP TIME	MPH	DIFF	TIME OF DAY
1 -	1:47.424	38.548	2:25.972	66.39	12.809	09:43:11.964
2 -	1:38.422	37.278	2:15.700	71.41	2.537	09:45:27.664
3 -	1:38.086	36.362	2:14.448 (2)	72.08	1.285	09:47:42.112
4 -	1:38.776	36.733	2:15.509 (3)	71.51	2.346	09:49:57.621
5 -	1:36.151	37.012	2:13.163 (1)	72.77		09:52:10.784

P6 38 F2 MOSS / GEDDES		Shelbourne Yamaha - LifeSafety Motorsport - CharlieMossRacir				
IDEAL LAP TIME : 2:17.801		BEST LAP TIME : 2:17.907		DIFFERENCE : 0.106		
LAP	SECTOR 1	SECTOR 2	LAP TIME	MPH	DIFF	TIME OF DAY
1 -	1:50.136	38.515	2:28.651	65.19	10.744	09:42:57.838
2 -	1:42.202	37.768	2:19.970 (3)	69.23	2.063	09:45:17.808
3 -	1:43.702	38.255	2:21.957	68.26	4.050	09:47:39.765
4 -	1:42.393	37.432	2:19.825 (2)	69.31	1.918	09:49:59.590
5 -	1:40.369	37.538	2:17.907 (1)	70.27		09:52:17.497

BMCRC - MRO Championships 2022 - Rnd 4 @ Oulton Park

BMCRC - RKB F1 & F2 Sidecars

QUALIFYING - SECTOR ANALYSIS



SECTOR 1 = FL to I1, SECTOR 2 = I1 to FL, DIFF = Difference To Personal Best Lap, P = Crossed Finish Line in Pit Lane, D = Time Disallowed

P7 37 F2 MORPHET / REILLY		LCR Suzuki -				
IDEAL LAP TIME : 2:17.897		BEST LAP TIME : 2:17.928				
		DIFFERENCE : 0.031				
LAP	SECTOR 1	SECTOR 2	LAP TIME	MPH	DIFF	TIME OF DAY
1 -	2:00.106	39.595	2:39.701	60.68	21.773	09:43:15.329
2 -	1:41.735	37.930	2:19.665	69.38	1.737	09:45:34.994
3 -	1:40.365	37.563	2:17.928 (1)	70.26		09:47:52.922
4 -	1:40.540	37.570	2:18.110 (3)	70.17	0.182	09:50:11.032
5 -	1:40.465	37.532	2:17.997 (2)	70.22	0.069	09:52:29.029

P8 33 F2 HEGARTY / NEAVE		Baker Suzuki -				
IDEAL LAP TIME : 2:18.579		BEST LAP TIME : 2:19.486				
		DIFFERENCE : 0.907				
LAP	SECTOR 1	SECTOR 2	LAP TIME	MPH	DIFF	TIME OF DAY
1 -	1:48.968	38.186	2:27.154 (2)	65.85	7.668	09:42:54.651
2 -	1:41.518	37.968	2:19.486 (1)	69.47		09:45:14.137
3 -	1:40.611	IN PIT	2:38.592 P	61.10	19.106	09:47:52.729

P9 167 F2 PETTMAN / DAWKINS		Windle Yamaha - Wesso Racing				
IDEAL LAP TIME : 2:28.186		BEST LAP TIME : 2:28.186				
		DIFFERENCE : 0.000				
LAP	SECTOR 1	SECTOR 2	LAP TIME	MPH	DIFF	TIME OF DAY
1 -	2:01.494	41.632	2:43.126	59.40	14.940	09:43:15.433
2 -	1:53.234	40.778	2:34.012	62.92	5.826	09:45:49.445
3 -	1:50.816	39.845	2:30.661 (3)	64.32	2.475	09:48:20.106
4 -	1:48.377	39.809	2:28.186 (1)	65.39		09:50:48.292
5 -	1:49.024	40.114	2:29.138 (2)	64.98	0.952	09:53:17.430

P10 65 F1 FAIERS / PLUCKROSE		Windle Yamaha - AW Racing Ltd				
IDEAL LAP TIME : 2:31.934		BEST LAP TIME : 2:31.934				
		DIFFERENCE : 0.000				
LAP	SECTOR 1	SECTOR 2	LAP TIME	MPH	DIFF	TIME OF DAY
1 -	2:00.916	42.468	2:43.384	59.31	11.450	09:43:17.719
2 -	1:51.868	42.303	2:34.171 (3)	62.86	2.237	09:45:51.890
3 -	1:50.082	41.852	2:31.934 (1)	63.78		09:48:23.824
4 -	1:50.660	42.557	2:33.217 (2)	63.25	1.283	09:50:57.041
5 -	1:59.511	IN PIT	3:09.382 P	51.17	37.448	09:54:06.423

P11 14 F1 BURNS / WNFROW		Yamaha Yamaha - MRB Fencing				
IDEAL LAP TIME : 2:32.870		BEST LAP TIME : 2:33.188				
		DIFFERENCE : 0.318				
LAP	SECTOR 1	SECTOR 2	LAP TIME	MPH	DIFF	TIME OF DAY
1 -	2:00.978	43.370	2:44.348	58.96	11.160	09:43:14.637
2 -	1:53.022	41.126	2:34.148 (3)	62.87	0.960	09:45:48.785
3 -	1:52.306	40.882	2:33.188 (1)	63.26		09:48:21.973
4 -	1:51.988	41.979	2:33.967 (2)	62.94	0.779	09:50:55.940
5 -	2:00.106	IN PIT	3:07.450 P	51.70	34.262	09:54:03.390

P12 19 F1 MACBRIDE / THOMPSON		LCR Suzuki - Lifesafety Motorsport				
IDEAL LAP TIME : 2:49.267		BEST LAP TIME : 2:49.783				
		DIFFERENCE : 0.516				
LAP	SECTOR 1	SECTOR 2	LAP TIME	MPH	DIFF	TIME OF DAY
1 -	2:06.419	46.897	2:53.316	55.91	3.533	09:43:27.445
2 -	2:02.928	46.855	2:49.783 (1)	57.08		09:46:17.228
3 -	2:03.498	48.867	2:52.365 (3)	56.22	2.582	09:49:09.593
4 -	2:02.412	49.028	2:51.440 (2)	56.52	1.657	09:52:01.033

BMCRC - MRO Championships 2022 - Rnd 4 @ Oulton Park

BMCRC - RKB F1 & F2 Sidecars

QUALIFYING - BEST SECTORS

SECTOR 1			SECTOR 2			IDEAL / BEST COMPARISON						
POS	NO	NAME	TIME	NO	NAME	TIME	POS	NO	NAME	IDEAL	BEST	DIFF
									PERFECT LAP	2:07.013		
1	91	WILLIAMS / HILDIGE	1:32.118	91	WILLIAMS / HILDIGE	34.895	1	91	WILLIAMS / HILDIGE	2:07.013	2:07.120	0.107
2	11	NICHOLLS / BRYANT	1:33.357	62	WRIGHT / BAILEY	35.177	2	11	NICHOLLS / BRYANT	2:08.650	2:09.486	0.836
3	117	POTTINGER / DODD	1:34.920	11	NICHOLLS / BRYANT	35.293	3	62	WRIGHT / BAILEY	2:10.138	2:10.138	0.000
4	62	WRIGHT / BAILEY	1:34.961	117	POTTINGER / DODD	35.899	4	117	POTTINGER / DODD	2:10.819	2:12.142	1.323
5	73	GOODIER / STONE	1:36.151	73	GOODIER / STONE	36.362	5	73	GOODIER / STONE	2:12.513	2:13.163	0.650
6	37	MORPHET / REILLY	1:40.365	38	MOSS / GEDDES	37.432	6	38	MOSS / GEDDES	2:17.801	2:17.907	0.106
7	38	MOSS / GEDDES	1:40.369	37	MORPHET / REILLY	37.532	7	37	MORPHET / REILLY	2:17.897	2:17.928	0.031
8	33	HEGARTY / NEAVE	1:40.611	33	HEGARTY / NEAVE	37.968	8	33	HEGARTY / NEAVE	2:18.579	2:19.486	0.907
9	167	PETTMAN / DAWKINS	1:48.377	167	PETTMAN / DAWKINS	39.809	9	167	PETTMAN / DAWKINS	2:28.186	2:28.186	0.000
10	65	FAIERS / PLUCKROSE	1:50.082	14	BURNS / WNFROW	40.882	10	65	FAIERS / PLUCKROSE	2:31.934	2:31.934	0.000
11	14	BURNS / WNFROW	1:51.988	65	FAIERS / PLUCKROSE	41.852	11	14	BURNS / WNFROW	2:32.870	2:33.188	0.318
12	19	MACBRIDE / THOMPSON	2:02.412	19	MACBRIDE / THOMPSON	46.855	12	19	MACBRIDE / THOMPSON	2:49.267	2:49.783	0.516

BMCRC - MRO Championships 2022 - Rnd 4 @ Oulton Park

BMCRC - RKB F1 & F2 Sidecars

QUALIFYING - STATISTICS

Competitors Started	12
Planned Start	2022-06-03 @ 09:50:00.000
Actual Start	2022-06-03 @ 09:40:11.099
Finish Time	2022-06-03 @ 09:51:58.324
Track Length	2.6920mi.
Total Laps	60
Total Distance Covered	161.5217mi.

Session Fastest Lap History

NO	CL	NAME	LAP TIME	TIME OF DAY	LAP	VEHICLE
62	F1	WRIGHT / BAILEY	2:16.975	09:42:36.100	1	Ryde Yamaha
62	F1	WRIGHT / BAILEY	2:12.937	09:44:49.037	2	Ryde Yamaha
91	F1	WILLIAMS / HILDIGE	2:10.083	09:44:54.172	2	LCR Yamaha
11	F1	NICHOLLS / BRYANT	2:10.026	09:44:59.185	2	LCR Honda
11	F1	NICHOLLS / BRYANT	2:09.707	09:47:08.889	3	LCR Honda
91	F1	WILLIAMS / HILDIGE	2:08.006	09:49:12.268	4	LCR Yamaha
91	F1	WILLIAMS / HILDIGE	2:07.120	09:53:27.414	6	LCR Yamaha

Flag History

TYPE	TIME OF DAY
GREEN	09:40:11.099
FINISH	09:51:58.324

Flag Statistics

TYPE	COUNT	TOTAL LAPS	TOTAL TIME
Green	1	6	14:17.488
Red	0	0	0.000
Safety Car	0	0	0.000
FCY	0	0	0.000

BMCRC - MRO Championships 2022 - Rnd 4 @ Oulton Park

BMCRC - RKB F1 & F2 Sidecars

QUALIFYING - STATISTICS

CLASS : F1

7 Starters

Fastest Lap History

NO	NAME	LAP TIME	TIME OF DAY	LAP	VEHICLE
62	WRIGHT / BAILEY	2:16.975	09:42:36.100	1	Ryde Yamaha
62	WRIGHT / BAILEY	2:12.937	09:44:49.037	2	Ryde Yamaha
91	WILLIAMS / HILDIGE	2:10.083	09:44:54.172	2	LCR Yamaha
11	NICHOLLS / BRYANT	2:10.026	09:44:59.185	2	LCR Honda
11	NICHOLLS / BRYANT	2:09.707	09:47:08.889	3	LCR Honda
91	WILLIAMS / HILDIGE	2:08.006	09:49:12.268	4	LCR Yamaha
91	WILLIAMS / HILDIGE	2:07.120	09:53:27.414	6	LCR Yamaha

BMCRC - MRO Championships 2022 - Rnd 4 @ Oulton Park

BMCRC - RKB F1 & F2 Sidecars

QUALIFYING - STATISTICS

CLASS : F2

5 Starters

Fastest Lap History

NO	NAME	LAP TIME	TIME OF DAY	LAP	VEHICLE
33	HEGARTY / NEAVE	2:27.154	09:42:54.697	1	Baker Suzuki
73	GOODIER / STONE	2:25.972	09:43:11.988	1	LCR Suzuki
33	HEGARTY / NEAVE	2:19.486	09:45:14.181	2	Baker Suzuki
73	GOODIER / STONE	2:15.700	09:45:27.688	2	LCR Suzuki
73	GOODIER / STONE	2:14.448	09:47:42.136	3	LCR Suzuki
73	GOODIER / STONE	2:13.163	09:52:10.809	5	LCR Suzuki

BMCRC - MRO Championships 2022 - Rnd 4 @ Oulton Park

BMCRC - RKB F1 & F2 Sidecars

RACE 5 - GRID (6 Laps)

ROW 7	1		1		19	95	REM NANT / TILLEY		
ROW 6	18	2:49.783	19	MACBRIDE / THOMPSON	17		2:33.188	14	BURNS / WNFROW
ROW 5	15	2:31.934	65	FAIERS / PLUCKROSE	14		2:28.186	167	PETTMAN / DAWKINS
ROW 4	12	2:19.486	33	HEGARTY / NEAVE	11		2:17.928	37	MORPHET / REILLY
ROW 3	9	2:17.907	38	MOSS / GEDDES	8		2:13.163	73	GOODIER / STONE
ROW 2	6	2:12.142	117	POTTINGER / DODD	5		2:10.138	62	WRIGHT / BAILEY
ROW 1	3	2:09.486	11	NICHOLLS / BRYANT	2		2:07.120	91	WILLIAMS / HILDIGE
Pole									

Oulton Park International: 2.6920 miles

These results are provisional until the conclusion of any judicial and technical matters.

Clerk Of Course :	Stewards :	Timekeeper : Richard Evans
-------------------	------------	----------------------------

Results can be found at www.tsl-timing.com

Printed - 09:57 Friday, 03 June 2022



BMCRC - MRO Championships 2022 - Rnd 4 @ Oulton Park

BMCRC - RKB F1 & F2 Sidecars

RACE 5 - CLASSIFICATION

POS	NO	CL	PIC NAME	ENTRY	LAPS	TIME	GAP	DIFF	MPH	BEST	ON
1	91	F1	1 WILLIAMS / HILDIGE	LCR Yamaha -	6	11:14.369			86.22	1:49.540	3
2	33	F2	1 HEGARTY / NEAVE	Baker Suzuki -	6	11:28.638	14.269	14.269	84.43	1:52.743	2
3	117	F1	2 POTTINGER / DODD	LCR Yamaha - GB Precision Eng/Opal Fabrication	6	11:56.900	42.531	28.262	81.10	1:56.534	4
4	37	F2	2 MORPHET / REILLY	LCR Suzuki -	6	11:57.691	43.322	0.791	81.02	1:56.747	6
5	73	F2	3 GOODIER / STONE	LCR Suzuki -	6	11:58.712	44.343	1.021	80.90	1:57.665	6
6	38	F2	4 MOSS / GEDDES	Shelbourne Yamaha - LifeSafety Motorsport - Charli	6	12:38.668	1:24.299	39.956	76.64	2:03.848	2
7	167	F2	5 PETTMAN / DAWKINS	Windle Yamaha - Wesso Racing	6	13:00.412	1:46.043	21.744	74.50	2:07.889	6
8	14	F1	3 BURNS / WINFROW	Yamaha Yamaha - MRB Fencing	6	13:00.648	1:46.279	0.236	74.48	2:07.396	6
9	65	F1	4 FAIERS / PLUCKROSE	Windle Yamaha - AW Racing Ltd	5	11:28.663	1 Lap	1 Lap	70.36	2:15.839	2
10	19	F1	5 MACBRIDE / THOMPSON	LCR Suzuki - Lifesafety Motorsport	5	12:29.740	1 Lap	1:01.077	64.63	2:27.211	4

NOT CLASSIFIED

DNF	11	F1	NICHOLLS / BRYANT	LCR Honda - CERTAIN EXHIBITIONS	4	8:02.506	2 Laps	1 Lap	80.34	1:57.904	2
DNF	62	F1	WRIGHT / BAILEY	Ryde Yamaha - Stainless Steel Designs Ltd.	3	6:07.013	3 Laps	1 Lap	79.21	1:59.409	2

FASTEST LAP

91	F1	WILLIAMS / HILDIGE	LCR Yamaha -	3	1:49.540	88.47 mph	142.38 kph
33	F2	HEGARTY / NEAVE	Baker Suzuki -	2	1:52.743	85.95 mph	138.33 kph

Class F1 - 92.5% of Race Speed = 79.75 mph

Class F2 - 92.5% of Race Speed = 78.09 mph

Weather / Track : Bright / Dry

These results are provisional until the conclusion of any judicial and technical matters.

Race Distance: 6 Laps / 16.15 miles
Oulton Park International: 2.6920 miles
Date: 03/06/2022 Start: 12:47 Finish: 12:58

Clerk Of Course :	Stewards :	Timekeeper : Richard Evans
-------------------	------------	----------------------------

Results can be found at www.tsl-timing.com

Printed - 13:00 Friday, 03 June 2022



BMCRC - MRO Championships 2022 - Rnd 4 @ Oulton Park

BMCRC - RKB F1 & F2 Sidecars

RACE 5 - LAP CHART

LAP 1 @ 12:49:09.240

NO	BEHIND	LAP TIME
91		1:59.511
33	1.218	2:00.729
62	3.787	2:03.298
73	4.507	2:04.018
117	5.454	2:04.965
37	6.080	2:05.591
11	9.091	2:08.602
38	10.950	2:10.461
14	13.389	2:12.900
167	14.876	2:14.387
65	20.737	2:20.248
19	33.585	2:33.096

LAP 2 @ 12:50:59.380

NO	BEHIND	LAP TIME
91		1:50.140
33	3.821	1:52.743
62	13.056	1:59.409
73	13.315	1:58.948
117	14.044	1:58.730
37	14.457	1:58.517
11	16.855	1:57.904
38	24.658	2:03.848
14	31.531	2:08.282
167	34.170	2:09.434
65	46.436	2:15.839
19	1:15.661	2:32.216

LAP 3 @ 12:52:48.920

NO	BEHIND	LAP TIME
91		1:49.540
33	7.406	1:53.125
73	23.074	1:59.299
117	23.392	1:58.888
37	23.826	1:58.909
11	25.288	1:57.973
62	27.822	2:04.306
38	39.261	2:04.143
14	52.167	2:10.176
167	55.957	2:11.327
65	1:13.164	2:16.268

LAP 4 @ 12:54:39.397

NO	BEHIND	LAP TIME
91		1:50.477
19	1 Lap	2:29.063
33	10.902	1:53.973
117	29.449	1:56.534
73	31.712	1:59.115
37	32.246	1:58.897
11	32.838	1:58.027
38	54.455	2:05.671
167	1:13.393	2:07.913
14	1:13.722	2:12.032
65	1:41.204	2:18.517

LAP 5 @ 12:56:29.892

NO	BEHIND	LAP TIME
91		1:50.495
33	15.129	1:54.722

117	37.555	1:58.601
37	40.781	1:59.030
73	40.884	1:59.667
19	1 Lap	2:27.211
38	1:10.117	2:06.157
167	1:32.360	2:09.462
14	1:33.089	2:09.862

LAP 6 @ 12:58:24.098

NO	BEHIND	LAP TIME
91		1:54.206
33	14.269	1:53.346
65	1 Lap	2:17.791
117	42.531	1:59.182
37	43.322	1:56.747
73	44.343	1:57.665
19	1 Lap	2:28.154
38	1:24.299	2:08.388
167	1:46.043	2:07.889
14	1:46.279	2:07.396

BMCRC - MRO Championships 2022 - Rnd 4 @ Oulton Park

BMCRC - RKB F1 & F2 Sidecars

RACE 5 - SECTOR ANALYSIS



SECTOR 1 = FL to I1, SECTOR 2 = I1 to FL, DIFF = Difference To Personal Best Lap, P = Crossed Finish Line in Pit Lane, D = Time Disallowed

P1 91 F1 WILLIAMS / HILDIGE		LCR Yamaha -				
IDEAL LAP TIME : 1:49.129		BEST LAP TIME : 1:49.540		DIFFERENCE : 0.411		
LAP	SECTOR 1	SECTOR 2	LAP TIME	MPH	DIFF	TIME OF DAY
1 -		30.399	1:59.511	81.09	9.971	12:49:09.240
2 -	1:19.999	30.141	1:50.140 (2)	87.99	0.600	12:50:59.380
3 -	1:19.508	30.032	1:49.540 (1)	88.47		12:52:48.920
4 -	1:19.097	31.380	1:50.477 (3)	87.72	0.937	12:54:39.397
5 -	1:19.501	30.994	1:50.495	87.70	0.955	12:56:29.892
6 -	1:23.026	31.180	1:54.206	84.85	4.666	12:58:24.098

P2 33 F2 HEGARTY / NEAVE		Baker Suzuki -				
IDEAL LAP TIME : 1:52.743		BEST LAP TIME : 1:52.743		DIFFERENCE : 0.000		
LAP	SECTOR 1	SECTOR 2	LAP TIME	MPH	DIFF	TIME OF DAY
1 -		30.825	2:00.729	80.27	7.986	12:49:10.458
2 -	1:22.029	30.714	1:52.743 (1)	85.95		12:51:03.201
3 -	1:22.105	31.020	1:53.125 (2)	85.66	0.382	12:52:56.326
4 -	1:22.787	31.186	1:53.973	85.03	1.230	12:54:50.299
5 -	1:23.654	31.068	1:54.722	84.47	1.979	12:56:45.021
6 -	1:22.440	30.906	1:53.346 (3)	85.50	0.603	12:58:38.367

P3 117 F1 POTTINGER / DODD		LCR Yamaha - GB Precision Eng/Opal Fabrication				
IDEAL LAP TIME : 1:56.534		BEST LAP TIME : 1:56.534		DIFFERENCE : 0.000		
LAP	SECTOR 1	SECTOR 2	LAP TIME	MPH	DIFF	TIME OF DAY
1 -		32.311	2:04.965	77.55	8.431	12:49:14.694
2 -	1:26.418	32.312	1:58.730 (3)	81.62	2.196	12:51:13.424
3 -	1:26.926	31.962	1:58.888	81.51	2.354	12:53:12.312
4 -	1:24.678	31.856	1:56.534 (1)	83.16		12:55:08.846
5 -	1:25.897	32.704	1:58.601 (2)	81.71	2.067	12:57:07.447
6 -	1:26.623	32.559	1:59.182	81.31	2.648	12:59:06.629

P4 37 F2 MORPHET / REILLY		LCR Suzuki -				
IDEAL LAP TIME : 1:56.705		BEST LAP TIME : 1:56.747		DIFFERENCE : 0.042		
LAP	SECTOR 1	SECTOR 2	LAP TIME	MPH	DIFF	TIME OF DAY
1 -		32.650	2:05.591	77.16	8.844	12:49:15.320
2 -	1:26.185	32.332	1:58.517 (2)	81.77	1.770	12:51:13.837
3 -	1:27.073	31.836	1:58.909	81.50	2.162	12:53:12.746
4 -	1:26.878	32.019	1:58.897 (3)	81.51	2.150	12:55:11.643
5 -	1:26.730	32.300	1:59.030	81.41	2.283	12:57:10.673
6 -	1:24.869	31.878	1:56.747 (1)	83.01		12:59:07.420

P5 73 F2 GOODIER / STONE		LCR Suzuki -				
IDEAL LAP TIME : 1:57.665		BEST LAP TIME : 1:57.665		DIFFERENCE : 0.000		
LAP	SECTOR 1	SECTOR 2	LAP TIME	MPH	DIFF	TIME OF DAY
1 -		32.196	2:04.018	78.14	6.353	12:49:13.747
2 -	1:26.732	32.216	1:58.948 (2)	81.47	1.283	12:51:12.695
3 -	1:26.797	32.502	1:59.299	81.23	1.634	12:53:11.994
4 -	1:26.862	32.253	1:59.115 (3)	81.36	1.450	12:55:11.109
5 -	1:26.974	32.693	1:59.667	80.98	2.002	12:57:10.776
6 -	1:25.780	31.885	1:57.665 (1)	82.36		12:59:08.441

P6 38 F2 MOSS / GEDDES		Shelbourne Yamaha - LifeSafety Motorsport - CharlieMossRaci				
IDEAL LAP TIME : 2:03.459		BEST LAP TIME : 2:03.848		DIFFERENCE : 0.389		
LAP	SECTOR 1	SECTOR 2	LAP TIME	MPH	DIFF	TIME OF DAY
1 -		32.992	2:10.461	74.28	6.613	12:49:20.190
2 -	1:30.467	33.381	2:03.848 (1)	78.25		12:51:24.038
3 -	1:30.915	33.228	2:04.143 (2)	78.06	0.295	12:53:28.181
4 -	1:31.720	33.951	2:05.671 (3)	77.11	1.823	12:55:33.852
5 -	1:32.243	33.914	2:06.157	76.81	2.309	12:57:40.009
6 -	1:34.401	33.987	2:08.388	75.48	4.540	12:59:48.397

BMCRC - MRO Championships 2022 - Rnd 4 @ Oulton Park

BMCRC - RKB F1 & F2 Sidecars

RACE 5 - SECTOR ANALYSIS



SECTOR 1 = FL to I1, SECTOR 2 = I1 to FL, DIFF = Difference To Personal Best Lap, P = Crossed Finish Line in Pit Lane, D = Time Disallowed

P7 167 F2		PETTMAN / DAWKINS		Windle Yamaha - Wesso Racing		
IDEAL LAP TIME : 2:07.590		BEST LAP TIME : 2:07.889		DIFFERENCE : 0.299		
LAP	SECTOR 1	SECTOR 2	LAP TIME	MPH	DIFF	TIME OF DAY
1 -		34.071	2:14.387	72.11	6.498	12:49:24.116
2 -	1:35.112	34.322	2:09.434 (3)	74.87	1.545	12:51:33.550
3 -	1:36.804	34.523	2:11.327	73.79	3.438	12:53:44.877
4 -	1:33.634	34.279	2:07.913 (2)	75.76	0.024	12:55:52.790
5 -	1:35.506	33.956	2:09.462	74.85	1.573	12:58:02.252
6 -	1:33.871	34.018	2:07.889 (1)	75.77		13:00:10.141

P8 14 F1		BURNS / WINFROW		Yamaha Yamaha - MRB Fencing		
IDEAL LAP TIME : 2:07.165		BEST LAP TIME : 2:07.396		DIFFERENCE : 0.231		
LAP	SECTOR 1	SECTOR 2	LAP TIME	MPH	DIFF	TIME OF DAY
1 -		33.873	2:12.900	72.92	5.504	12:49:22.629
2 -	1:33.578	34.704	2:08.282 (2)	75.54	0.886	12:51:30.911
3 -	1:34.637	35.539	2:10.176	74.44	2.780	12:53:41.087
4 -	1:35.949	36.083	2:12.032	73.40	4.636	12:55:53.119
5 -	1:35.233	34.629	2:09.862 (3)	74.62	2.466	12:58:02.981
6 -	1:33.292	34.104	2:07.396 (1)	76.07		13:00:10.377

P9 65 F1		FAIERS / PLUCKROSE		Windle Yamaha - AWracing Ltd		
IDEAL LAP TIME : 2:15.352		BEST LAP TIME : 2:15.839		DIFFERENCE : 0.487		
LAP	SECTOR 1	SECTOR 2	LAP TIME	MPH	DIFF	TIME OF DAY
1 -		36.667	2:20.248	69.10	4.409	12:49:29.977
2 -	1:39.011	36.828	2:15.839 (1)	71.34		12:51:45.816
3 -	1:38.685	37.583	2:16.268 (2)	71.11	0.429	12:54:02.084
4 -	1:40.648	37.869	2:18.517	69.96	2.678	12:56:20.601
5 -	1:40.237	37.554	2:17.791 (3)	70.33	1.952	12:58:38.392

P10 19 F1		MACBRIDE / THOMPSON		LCR Suzuki - Lifesafety Motorsport		
IDEAL LAP TIME : 2:27.032		BEST LAP TIME : 2:27.211		DIFFERENCE : 0.179		
LAP	SECTOR 1	SECTOR 2	LAP TIME	MPH	DIFF	TIME OF DAY
1 -		40.436	2:33.096	63.30	5.885	12:49:42.825
2 -	1:51.255	40.961	2:32.216	63.66	5.005	12:52:15.041
3 -	1:47.438	41.625	2:29.063 (3)	65.01	1.852	12:54:44.104
4 -	1:46.596	40.615	2:27.211 (1)	65.83		12:57:11.315
5 -	1:47.027	41.127	2:28.154 (2)	65.41	0.943	12:59:39.469

P11 11 F1		NICHOLLS / BRYANT		LCR Honda - CERTAIN EXHIBITIONS		
IDEAL LAP TIME : 1:57.821		BEST LAP TIME : 1:57.904		DIFFERENCE : 0.083		
LAP	SECTOR 1	SECTOR 2	LAP TIME	MPH	DIFF	TIME OF DAY
1 -		32.452	2:08.602	75.35	10.698	12:49:18.331
2 -	1:25.653	32.251	1:57.904 (1)	82.19		12:51:16.235
3 -	1:25.793	32.180	1:57.973 (2)	82.14	0.069	12:53:14.208
4 -	1:25.859	32.168	1:58.027 (3)	82.11	0.123	12:55:12.235

P12 62 F1		WRIGHT / BAILEY		Ryde Yamaha - Stainless Steel Designs Ltd.		
IDEAL LAP TIME : 1:59.409		BEST LAP TIME : 1:59.409		DIFFERENCE : 0.000		
LAP	SECTOR 1	SECTOR 2	LAP TIME	MPH	DIFF	TIME OF DAY
1 -		33.287	2:03.298	78.60	3.889	12:49:13.027
2 -	1:26.665	32.744	1:59.409 (1)	81.16		12:51:12.436
3 -	1:30.831	33.475	2:04.306 (2)	77.96	4.897	12:53:16.742

BMCRC - MRO Championships 2022 - Rnd 4 @ Oulton Park

BMCRC - RKB F1 & F2 Sidecars

RACE 5 - BEST SECTORS

SECTOR 1			SECTOR 2			IDEAL / BEST COMPARISON						
POS	NO	NAME	TIME	NO	NAME	TIME	POS	NO	NAME	IDEAL	BEST	DIFF
									PERFECT LAP	1:49.129		
1	91	WILLIAMS / HILDIGE	1:19.097	91	WILLIAMS / HILDIGE	30.032	1	91	WILLIAMS / HILDIGE	1:49.129	1:49.540	0.411
2	33	HEGARTY / NEAVE	1:22.029	33	HEGARTY / NEAVE	30.714	2	33	HEGARTY / NEAVE	1:52.743	1:52.743	0.000
3	117	POTTINGER / DODD	1:24.678	37	MORPHET / REILLY	31.836	3	117	POTTINGER / DODD	1:56.534	1:56.534	0.000
4	37	MORPHET / REILLY	1:24.869	117	POTTINGER / DODD	31.856	4	37	MORPHET / REILLY	1:56.705	1:56.747	0.042
5	11	NICHOLLS / BRYANT	1:25.653	73	GOODIER / STONE	31.885	5	73	GOODIER / STONE	1:57.665	1:57.665	0.000
6	73	GOODIER / STONE	1:25.780	11	NICHOLLS / BRYANT	32.168	6	11	NICHOLLS / BRYANT	1:57.821	1:57.904	0.083
7	62	WRIGHT / BAILEY	1:26.665	62	WRIGHT / BAILEY	32.744	7	62	WRIGHT / BAILEY	1:59.409	1:59.409	0.000
8	38	MOSS / GEDDES	1:30.467	38	MOSS / GEDDES	32.992	8	38	MOSS / GEDDES	2:03.459	2:03.848	0.389
9	14	BURNS / WINFROW	1:33.292	14	BURNS / WINFROW	33.873	9	14	BURNS / WINFROW	2:07.165	2:07.396	0.231
10	167	PETTMAN / DAWKINS	1:33.634	167	PETTMAN / DAWKINS	33.956	10	167	PETTMAN / DAWKINS	2:07.590	2:07.889	0.299
11	65	FAIERS / PLUCKROSE	1:38.685	65	FAIERS / PLUCKROSE	36.667	11	65	FAIERS / PLUCKROSE	2:15.352	2:15.839	0.487
12	19	MACBRIDE / THOMPSON	1:46.596	19	MACBRIDE / THOMPSON	40.436	12	19	MACBRIDE / THOMPSON	2:27.032	2:27.211	0.179

BMCRC - MRO Championships 2022 - Rnd 4 @ Oulton Park

BMCRC - RKB F1 & F2 Sidecars

RACE 5 - STATISTICS

Competitors Started 12
Planned Start 2022-06-03 @ 12:50:00.000
Actual Start 2022-06-03 @ 12:47:09.728
Finish Time 2022-06-03 @ 12:58:24.097
Track Length 2.6920mi.
Total Laps 65
Total Distance Covered 174.9818mi.

Session Fastest Lap History

NO	CL	NAME	LAP TIME	TIME OF DAY	LAP	VEHICLE
91	F1	WILLIAMS / HILDIGE	1:50.140	12:50:59.406	2	LCR Yamaha
91	F1	WILLIAMS / HILDIGE	1:49.540	12:52:48.947	3	LCR Yamaha

Session Leader History

NO	CL	NAME	FROM LAP	LAPS LED	DISTANCE	VEHICLE
91	F1	WILLIAMS / HILDIGE	1	6	16.15 miles	LCR Yamaha

Flag History

TYPE	TIME OF DAY
GREEN	12:47:09.728
FINISH	12:58:24.097

Flag Statistics

TYPE	COUNT	TOTAL LAPS	TOTAL TIME
Green	1	6	13:09.304
Red	0	0	0.000
Safety Car	0	0	0.000
FCY	0	0	0.000

BMCRC - MRO Championships 2022 - Rnd 4 @ Oulton Park

BMCRC - RKB F1 & F2 Sidecars

RACE 5 - STATISTICS

CLASS : F1

7 Starters

Fastest Lap History

NO	NAME	LAP TIME	TIME OF DAY	LAP	VEHICLE
91	WILLIAMS / HILDIGE	1:50.140	12:50:59.406	2	LCR Yamaha
91	WILLIAMS / HILDIGE	1:49.540	12:52:48.947	3	LCR Yamaha

Leader History

NO	NAME	FROM LAP	LAPS LED	DISTANCE	VEHICLE
91	WILLIAMS / HILDIGE	1	6	16.15 miles	LCR Yamaha

BMCRC - MRO Championships 2022 - Rnd 4 @ Oulton Park

BMCRC - RKB F1 & F2 Sidecars

RACE 5 - STATISTICS

CLASS : F2

5 Starters

Fastest Lap History

NO	NAME	LAP TIME	TIME OF DAY	LAP	VEHICLE
33	HEGARTY / NEAVE	1:52.743	12:51:03.244	2	Baker Suzuki

Leader History

NO	NAME	FROM LAP	LAPS LED	DISTANCE	VEHICLE
33	HEGARTY / NEAVE	1	6	16.15 miles	Baker Suzuki

BMCRC - MRO Championships 2022 - Rnd 4 @ Oulton Park

BMCRC - RKB F1 & F2 Sidecars

RACE 15 - GRID (6 Laps)

ROW 7	1		1		19	95 REMNANT / TILLEY
ROW 6	18	2:27.211 19 MACBRIDE / THOMPSON	17		16	2:15.839 65 FAIERS / PLUCKROSE
ROW 5	15	2:07.889 167 PETTMAN / DAWKINS	14		13	2:07.396 14 BURNS / WINFROW
ROW 4	12	2:03.848 38 MOSS / GEDDES	11		10	1:59.409 62 WRIGHT / BAILEY
ROW 3	9	1:57.904 11 NICHOLLS / BRYANT	8		7	1:57.665 73 GOODIER / STONE
ROW 2	6	1:56.747 37 MORPHET / REILLY	5		4	1:56.534 117 POTTINGER / DODD
ROW 1	3	1:52.743 33 HEGARTY / NEAVE	2		1	1:49.540 91 WILLIAMS / HILDIGE
Pole						

Oulton Park International: 2.6920 miles

These results are provisional until the conclusion of any judicial and technical matters.

Clerk Of Course :	Stewards :	Timekeeper : Richard Evans
-------------------	------------	----------------------------

Results can be found at www.tsl-timing.com

Printed - 13:02 Friday, 03 June 2022



BMCRC - MRO Championships 2022 - Rnd 4 @ Oulton Park

BMCRC - RKB F1 & F2 Sidecars

RACE 15 - CLASSIFICATION

POS	NO	CL	PIC NAME	ENTRY	LAPS	TIME	GAP	DIFF	MPH	BEST	ON
1	33	F2	1 HEGARTY / NEAVE	Baker Suzuki -	6	11:32.022			84.02	1:52.894	3
2	11	F1	1 NICHOLLS / BRYANT	LCR Honda - CERTAIN EXHIBITIONS	6	11:51.509	19.487	19.487	81.72	1:56.331	5
3	117	F1	2 POTTINGER / DODD	LCR Yamaha - GB Precision Eng/Opal Fabrication	6	11:52.679	20.657	1.170	81.59	1:56.670	5
4	62	F1	3 WRIGHT / BAILEY	Ryde Yamaha - Stainless Steel Designs Ltd.	6	11:58.798	26.776	6.119	80.89	1:56.655	5
5	37	F2	2 MORPHET / REILLY	LCR Suzuki -	6	12:17.837	45.815	19.039	78.80	2:01.559	4
6	14	F1	4 BURNS / WINFROW	Yamaha Yamaha - MRB Fencing	6	13:14.948	1:42.926	57.111	73.14	2:11.377	4
7	167	F2	3 PETTMAN / DAWKINS	Windle Yamaha - Wesso Racing	6	13:31.726	1:59.704	16.778	71.63	2:10.807	2
8	65	F1	5 FAIERS / PLUCKROSE	Windle Yamaha - AW Racing Ltd	6	13:47.461	2:15.439	15.735	70.27	2:13.135	2
9	19	F1	6 MACBRIDE / THOMPSON	LCR Suzuki - Lifesafety Motorsport	5	12:19.607	1 Lap	1 Lap	65.51	2:26.074	5

NOT CLASSIFIED

DNF	91	F1	WILLIAMS / HILDIGE	LCR Yamaha -	4	8:16.669	2 Laps	1 Lap	78.05	1:50.177	2
DNF	73	F2	GOODIER / STONE	LCR Suzuki -	2	4:18.403	4 Laps	2 Laps	75.00		
DNF	38	F2	MOSS / GEDDES	Shelbourne Yamaha - LifeSafety Motorsport - Charli	0						

FASTEST LAP

	91	F1	WILLIAMS / HILDIGE	LCR Yamaha -	2	1:50.177			87.96 mph	141.55 kph	
	33	F2	HEGARTY / NEAVE	Baker Suzuki -	3	1:52.894			85.84 mph	138.15 kph	

Class F2 - 92.5% of Race Speed = 77.71 mph

Class F1 - 92.5% of Race Speed = 75.59 mph

Weather / Track : Cloudy / Dry

These results are provisional until the conclusion of any judicial and technical matters.

Race Distance: 6 Laps / 16.15 miles
 Oulton Park International: 2.6920 miles
 Date: 03/06/2022 Start: 17:00 Finish: 17:12

Clerk Of Course :	Stewards :	Timekeeper : Richard Evans
-------------------	------------	----------------------------

Results can be found at www.tsl-timing.com

Printed - 17:15 Friday, 03 June 2022



BMCRC - MRO Championships 2022 - Rnd 4 @ Oulton Park

BMCRC - RKB F1 & F2 Sidecars

RACE 15 - LAP CHART

LAP 1 @ 17:02:55.622

NO	BEHIND	LAP TIME
91		1:56.939
33	3.145	2:00.084
117	6.822	2:03.761
37	9.127	2:06.066
11	9.905	2:06.844
73	11.197	2:08.136
62	12.040	2:08.979
14	18.870	2:15.809
167	21.592	2:18.531
65	23.582	2:20.521
19	34.042	2:30.981

167	1:34.118	2:20.377
65	1:42.898	2:16.739

LAP 6 @ 17:12:30.705

NO	BEHIND	LAP TIME
33		1:53.650
11	19.487	1:56.783
117	20.657	1:58.321
62	26.776	1:57.607
37	45.815	2:04.274
19	1 Lap	2:26.074
14	1:42.926	2:12.330
167	1:59.704	2:19.236
65	2:15.439	2:26.191

LAP 2 @ 17:04:45.799

NO	BEHIND	LAP TIME
91		1:50.177
33	7.776	1:54.808
117	14.691	1:58.046
11	18.090	1:58.362
37	20.560	2:01.610
62	22.363	2:00.500
73	31.287	2:10.267 P
14	40.529	2:11.836
167	42.222	2:10.807
65	46.540	2:13.135
19	1:10.825	2:26.960

LAP 3 @ 17:06:36.005

NO	BEHIND	LAP TIME
91		1:50.206
33	10.464	1:52.894
117	22.131	1:57.646
11	24.517	1:56.633
62	30.176	1:58.019
37	32.031	2:01.677
14	1:01.790	2:11.467
167	1:03.150	2:11.134
65	1:11.347	2:15.013
19	1:47.984	2:27.365

LAP 4 @ 17:08:42.548

NO	BEHIND	LAP TIME
33		1:56.079
117	13.823	1:58.235
11	14.530	1:56.556
62	20.671	1:57.038
37	27.047	2:01.559
91	32.804	2:39.347 P
14	1:06.624	2:11.377
167	1:08.248	2:11.641
65	1:20.666	2:15.862

LAP 5 @ 17:10:37.055

NO	BEHIND	LAP TIME
33		1:54.507
19	1 Lap	2:28.227
117	15.986	1:56.670
11	16.354	1:56.331
62	22.819	1:56.655
37	35.191	2:02.651
14	1:24.246	2:12.129

Weather / Track : Cloudy / Dry

Results can be found at www.tsl-timing.com

Oulton Park International: 2.6920 miles
Date: 03/06/2022 Start: 17:00 Finish: 17:12

Printed - 17:15 Friday, 03 June 2022

BMCRC - MRO Championships 2022 - Rnd 4 @ Oulton Park

BMCRC - RKB F1 & F2 Sidecars

RACE 15 - SECTOR ANALYSIS



SECTOR 1 = FL to I1, SECTOR 2 = I1 to FL, DIFF = Difference To Personal Best Lap, P = Crossed Finish Line in Pit Lane, D = Time Disallowed

P1 33 F2 HEGARTY / NEAVE		Baker Suzuki -				
IDEAL LAP TIME : 1:52.894		BEST LAP TIME : 1:52.894		DIFFERENCE : 0.000		
LAP	SECTOR 1	SECTOR 2	LAP TIME	MPH	DIFF	TIME OF DAY
1 -		30.960	2:00.084	80.70	7.190	17:02:58.767
2 -	1:23.942	30.866	1:54.808	84.41	1.914	17:04:53.575
3 -	1:22.324	30.570	1:52.894 (1)	85.84		17:06:46.469
4 -	1:25.219	30.860	1:56.079	83.48	3.185	17:08:42.548
5 -	1:23.762	30.745	1:54.507 (3)	84.63	1.613	17:10:37.055
6 -	1:22.804	30.846	1:53.650 (2)	85.27	0.756	17:12:30.705

P2 11 F1 NICHOLLS / BRYANT		LCR Honda - CERTAIN EXHIBITIONS				
IDEAL LAP TIME : 1:56.331		BEST LAP TIME : 1:56.331		DIFFERENCE : 0.000		
LAP	SECTOR 1	SECTOR 2	LAP TIME	MPH	DIFF	TIME OF DAY
1 -		32.619	2:06.844	76.40	10.513	17:03:05.527
2 -	1:26.322	32.040	1:58.362	81.87	2.031	17:05:03.889
3 -	1:24.862	31.771	1:56.633 (3)	83.09	0.302	17:07:00.522
4 -	1:24.631	31.925	1:56.556 (2)	83.14	0.225	17:08:57.078
5 -	1:24.597	31.734	1:56.331 (1)	83.30		17:10:53.409
6 -	1:24.932	31.851	1:56.783	82.98	0.452	17:12:50.192

P3 117 F1 POTTINGER / DODD		LCR Yamaha - GB Precision Eng/Opal Fabrication				
IDEAL LAP TIME : 1:56.547		BEST LAP TIME : 1:56.670		DIFFERENCE : 0.123		
LAP	SECTOR 1	SECTOR 2	LAP TIME	MPH	DIFF	TIME OF DAY
1 -		32.258	2:03.761	78.30	7.091	17:03:02.444
2 -	1:25.621	32.425	1:58.046 (3)	82.09	1.376	17:05:00.490
3 -	1:25.581	32.065	1:57.646 (2)	82.37	0.976	17:06:58.136
4 -	1:25.860	32.375	1:58.235	81.96	1.565	17:08:56.371
5 -	1:24.750	31.920	1:56.670 (1)	83.06		17:10:53.041
6 -	1:26.524	31.797	1:58.321	81.90	1.651	17:12:51.362

P4 62 F1 WRIGHT / BAILEY		Ryde Yamaha - Stainless Steel Designs Ltd.				
IDEAL LAP TIME : 1:56.601		BEST LAP TIME : 1:56.655		DIFFERENCE : 0.054		
LAP	SECTOR 1	SECTOR 2	LAP TIME	MPH	DIFF	TIME OF DAY
1 -		32.716	2:08.979	75.13	12.324	17:03:07.662
2 -	1:27.744	32.756	2:00.500	80.42	3.845	17:05:08.162
3 -	1:25.897	32.122	1:58.019	82.11	1.364	17:07:06.181
4 -	1:25.128	31.910	1:57.038 (2)	82.80	0.383	17:09:03.219
5 -	1:24.691	31.964	1:56.655 (1)	83.07		17:10:59.874
6 -	1:25.214	32.393	1:57.607 (3)	82.40	0.952	17:12:57.481

P5 37 F2 MORPHET / REILLY		LCR Suzuki -				
IDEAL LAP TIME : 2:01.274		BEST LAP TIME : 2:01.559		DIFFERENCE : 0.285		
LAP	SECTOR 1	SECTOR 2	LAP TIME	MPH	DIFF	TIME OF DAY
1 -		32.626	2:06.066	76.87	4.507	17:03:04.749
2 -	1:28.648	32.962	2:01.610 (2)	79.69	0.051	17:05:06.359
3 -	1:28.871	32.806	2:01.677 (3)	79.64	0.118	17:07:08.036
4 -	1:28.676	32.883	2:01.559 (1)	79.72		17:09:09.595
5 -	1:29.248	33.403	2:02.651	79.01	1.092	17:11:12.246
6 -	1:30.417	33.857	2:04.274	77.98	2.715	17:13:16.520

P6 14 F1 BURNS / WINFROW		Yamaha Yamaha - MRB Fencing				
IDEAL LAP TIME : 2:10.206		BEST LAP TIME : 2:11.377		DIFFERENCE : 1.171		
LAP	SECTOR 1	SECTOR 2	LAP TIME	MPH	DIFF	TIME OF DAY
1 -		34.789	2:15.809	71.35	4.432	17:03:14.492
2 -	1:36.292	35.544	2:11.836 (3)	73.51	0.459	17:05:26.328
3 -	1:36.478	34.989	2:11.467 (2)	73.71	0.090	17:07:37.795
4 -	1:36.135	35.242	2:11.377 (1)	73.76		17:09:49.172
5 -	1:35.417	36.712	2:12.129	73.34	0.752	17:12:01.301
6 -	1:36.570	35.760	2:12.330	73.23	0.953	17:14:13.631

BMCRC - MRO Championships 2022 - Rnd 4 @ Oulton Park

BMCRC - RKB F1 & F2 Sidecars

RACE 15 - SECTOR ANALYSIS



SECTOR 1 = FL to I1, SECTOR 2 = I1 to FL, DIFF = Difference To Personal Best Lap, P = Crossed Finish Line in Pit Lane, D = Time Disallowed

P7 167 F2		PETTMAN / DAWKINS		Windle Yamaha - Wesso Racing		
IDEAL LAP TIME : 2:10.807		BEST LAP TIME : 2:10.807		DIFFERENCE : 0.000		
LAP	SECTOR 1	SECTOR 2	LAP TIME	MPH	DIFF	TIME OF DAY
1 -		34.890	2:18.531	69.95	7.724	17:03:17.214
2 -	1:36.037	34.770	2:10.807 (1)	74.08		17:05:28.021
3 -	1:36.288	34.846	2:11.134 (2)	73.90	0.327	17:07:39.155
4 -	1:36.357	35.284	2:11.641 (3)	73.61	0.834	17:09:50.796
5 -	1:43.019	37.358	2:20.377	69.03	9.570	17:12:11.173
6 -	1:41.501	37.735	2:19.236	69.60	8.429	17:14:30.409

P8 65 F1		FAIERS / PLUCKROSE		Windle Yamaha - AWracing ltd		
IDEAL LAP TIME : 2:13.135		BEST LAP TIME : 2:13.135		DIFFERENCE : 0.000		
LAP	SECTOR 1	SECTOR 2	LAP TIME	MPH	DIFF	TIME OF DAY
1 -		36.574	2:20.521	68.96	7.386	17:03:19.204
2 -	1:36.681	36.454	2:13.135 (1)	72.79		17:05:32.339
3 -	1:38.177	36.836	2:15.013 (2)	71.78	1.878	17:07:47.352
4 -	1:38.857	37.005	2:15.862 (3)	71.33	2.727	17:10:03.214
5 -	1:39.074	37.665	2:16.739	70.87	3.604	17:12:19.953
6 -	1:40.667	45.524	2:26.191	66.29	13.056	17:14:46.144

P9 19 F1		MACBRIDE / THOMPSON		LCR Suzuki - Lifesafety Motorsport		
IDEAL LAP TIME : 2:25.448		BEST LAP TIME : 2:26.074		DIFFERENCE : 0.626		
LAP	SECTOR 1	SECTOR 2	LAP TIME	MPH	DIFF	TIME OF DAY
1 -		39.754	2:30.981	64.18	4.907	17:03:29.664
2 -	1:46.610	40.350	2:26.960 (2)	65.94	0.886	17:05:56.624
3 -	1:46.660	40.705	2:27.365 (3)	65.76	1.291	17:08:23.989
4 -	1:48.100	40.127	2:28.227	65.38	2.153	17:10:52.216
5 -	1:45.694	40.380	2:26.074 (1)	66.34		17:13:18.290

P10 91 F1		WILLIAMS / HILDIGE		LCR Yamaha -		
IDEAL LAP TIME : 1:49.977		BEST LAP TIME : 1:50.177		DIFFERENCE : 0.200		
LAP	SECTOR 1	SECTOR 2	LAP TIME	MPH	DIFF	TIME OF DAY
1 -		30.268	1:56.939	82.87	6.762	17:02:55.622
2 -	1:19.876	30.301	1:50.177 (1)	87.96		17:04:45.799
3 -	1:20.105	30.101	1:50.206 (2)	87.93	0.029	17:06:36.005
4 -	1:58.434	IN PIT	2:39.347 P	60.81	49.170	17:09:15.352

P11 73 F2		GOODIER / STONE		LCR Suzuki -		
IDEAL LAP TIME : 2:03.192		BEST LAP TIME :		DIFFERENCE :		
LAP	SECTOR 1	SECTOR 2	LAP TIME	MPH	DIFF	TIME OF DAY
1 -		33.401	2:08.136	75.63		17:03:06.819
2 -	1:29.791	IN PIT	2:10.267 P	74.39		17:05:17.086

BMCRC - MRO Championships 2022 - Rnd 4 @ Oulton Park

BMCRC - RKB F1 & F2 Sidecars

RACE 15 - BEST SECTORS

SECTOR 1			SECTOR 2			IDEAL / BEST COMPARISON						
POS	NO	NAME	TIME	NO	NAME	TIME	POS	NO	NAME	IDEAL	BEST	DIFF
									PERFECT LAP	1:49.977		
1	91	WILLIAMS / HILDIGE	1:19.876	91	WILLIAMS / HILDIGE	30.101	1	91	WILLIAMS / HILDIGE	1:49.977	1:50.177	0.200
2	33	HEGARTY / NEAVE	1:22.324	33	HEGARTY / NEAVE	30.570	2	33	HEGARTY / NEAVE	1:52.894	1:52.894	0.000
3	11	NICHOLLS / BRYANT	1:24.597	11	NICHOLLS / BRYANT	31.734	3	11	NICHOLLS / BRYANT	1:56.331	1:56.331	0.000
4	62	WRIGHT / BAILEY	1:24.691	117	POTTINGER / DODD	31.797	4	117	POTTINGER / DODD	1:56.547	1:56.670	0.123
5	117	POTTINGER / DODD	1:24.750	62	WRIGHT / BAILEY	31.910	5	62	WRIGHT / BAILEY	1:56.601	1:56.655	0.054
6	37	MORPHET / REILLY	1:28.648	37	MORPHET / REILLY	32.626	6	37	MORPHET / REILLY	2:01.274	2:01.559	0.285
7	73	GOODIER / STONE	1:29.791	73	GOODIER / STONE	33.401	7	73	GOODIER / STONE	2:03.192		
8	14	BURNS / WINFROW	1:35.417	167	PETTMAN / DAWKINS	34.770	8	14	BURNS / WINFROW	2:10.206	2:11.377	1.171
9	167	PETTMAN / DAWKINS	1:36.037	14	BURNS / WINFROW	34.789	9	167	PETTMAN / DAWKINS	2:10.807	2:10.807	0.000
10	65	FAIERS / PLUCKROSE	1:36.681	65	FAIERS / PLUCKROSE	36.454	10	65	FAIERS / PLUCKROSE	2:13.135	2:13.135	0.000
11	19	MACBRIDE / THOMPSON	1:45.694	19	MACBRIDE / THOMPSON	39.754	11	19	MACBRIDE / THOMPSON	2:25.448	2:26.074	0.626
12												

BMCRC - MRO Championships 2022 - Rnd 4 @ Oulton Park

BMCRC - RKB F1 & F2 Sidecars

RACE 15 - STATISTICS

Competitors Started 12
Planned Start 2022-06-03 @ 15:50:00.000
Actual Start 2022-06-03 @ 17:00:58.682
Finish Time 2022-06-03 @ 17:12:30.704
Track Length 2.6920mi.
Total Laps 59
Total Distance Covered 158.8296mi.

Session Fastest Lap History

NO	CL	NAME	LAP TIME	TIME OF DAY	LAP	VEHICLE
91	F1	WILLIAMS / HILDIGE	1:50.177	17:04:45.826	2	LCR Yamaha

Session Leader History

NO	CL	NAME	FROM LAP	LAPS LED	DISTANCE	VEHICLE
91	F1	WILLIAMS / HILDIGE	1	3	8.07 miles	LCR Yamaha
33	F2	HEGARTY / NEAVE	4	3	8.07 miles	Baker Suzuki

Flag History

TYPE	TIME OF DAY
GREEN	17:00:58.682
FINISH	17:12:30.704

Flag Statistics

TYPE	COUNT	TOTAL LAPS	TOTAL TIME
Green	1	6	13:52.543
Red	0	0	0.000
Safety Car	0	0	0.000
FCY	0	0	0.000

BMCRC - MRO Championships 2022 - Rnd 4 @ Oulton Park

BMCRC - RKB F1 & F2 Sidecars

RACE 15 - STATISTICS

CLASS : F1

7 Starters

Fastest Lap History

NO	NAME	LAP TIME	TIME OF DAY	LAP	VEHICLE
91	WILLIAMS / HILDIGE	1:50.177	17:04:45.826	2	LCR Yamaha

Leader History

NO	NAME	FROM LAP	LAPS LED	DISTANCE	VEHICLE
91	WILLIAMS / HILDIGE	1	3	8.07 miles	LCR Yamaha
117	POTTINGER / DODD	4	2	5.38 miles	LCR Yamaha
11	NICHOLLS / BRYANT	6	1	2.69 miles	LCR Honda

BMCRC - MRO Championships 2022 - Rnd 4 @ Oulton Park

BMCRC - RKB F1 & F2 Sidecars

RACE 15 - STATISTICS

CLASS : F2

5 Starters

Fastest Lap History

NO	NAME	LAP TIME	TIME OF DAY	LAP	VEHICLE
33	HEGARTY / NEAVE	1:54.808	17:04:53.618	2	Baker Suzuki
33	HEGARTY / NEAVE	1:52.894	17:06:46.511	3	Baker Suzuki

Leader History

NO	NAME	FROM LAP	LAPS LED	DISTANCE	VEHICLE
33	HEGARTY / NEAVE	1	6	16.15 miles	Baker Suzuki



BMCRC - MRO Championships 2022 - Rnd 4 @ Oulton Park

BMCRC - RKB F1 & F2 Sidecars

RACE 5 - GRID (8 Laps)

ROW 7	1		1		19	95 REMNANT / TILLEY
ROW 6	18	38 MOSS / GEDDES	17		16	73 GOODIER / STONE
ROW 5	15	2:26.074 19 MACBRIDE / THOMPSON	14		13	2:13.135 65 FAIERS / PLUCKROSE
ROW 4	12	2:11.377 14 BURNS / WINFROW	11		10	2:10.807 167 PETTMAN / DAWKINS
ROW 3	9	2:01.559 37 MORPHET / REILLY	8		7	1:56.670 117 POTTINGER / DODD
ROW 2	6	1:56.655 62 WRIGHT / BAILEY	5		4	1:56.331 11 NICHOLLS / BRYANT
ROW 1	3	1:52.894 33 HEGARTY / NEAVE	2		1	1:50.177 91 WILLIAMS / HILDIGE
Pole						

Oulton Park International: 2.6920 miles

These results are provisional until the conclusion of any judicial and technical matters.

Clerk Of Course :	Stewards :	Timekeeper : Richard Evans
-------------------	------------	----------------------------

Results can be found at www.tsl-timing.com

Printed - 17:18 Friday, 03 June 2022



BMCRC - MRO Championships 2022 - Rnd 4 @ Oulton Park

BMCRC - RKB F1 & F2 Sidecars

RACE 5 - CLASSIFICATION

POS	NO	CL	PIC NAME	ENTRY	LAPS	TIME	GAP	DIFF	MPH	BEST	ON
1	33	F2	1 HEGARTY / NEAVE	Baker Suzuki -	8	15:11.307			85.07	1:52.354	8
2	62	F1	1 WRIGHT / BAILEY	Ryde Yamaha - Stainless Steel Designs Ltd.	8	15:44.473	33.166	33.166	82.08	1:55.898	6
3	73	F2	2 GOODIER / STONE	LCR Suzuki -	8	15:46.704	35.397	2.231	81.89	1:56.310	7
4	37	F2	3 MORPHET / REILLY	LCR Suzuki -	8	15:52.097	40.790	5.393	81.43	1:57.452	5
5	38	F2	4 MOSS / GEDDES	Shelbourne Yamaha - LifeSafety Motorsport - Charli	8	16:58.066	1:46.759	1:05.969	76.15	2:05.199	2
6	167	F2	5 PETTMAN / DAWKINS	Windle Yamaha - Wesso Racing	8	17:15.130	2:03.823	17.064	74.89	2:06.981	4
7	65	F1	2 FAIERS / PLUCKROSE	Windle Yamaha - AW Racing Ltd	7	15:25.633	1 Lap	1 Lap	73.28	2:10.411	2
8	19	F1	3 MACBRIDE / THOMPSON	LCR Suzuki - Lifesafety Motorsport	7	17:10.669	1 Lap	1:45.036	65.82	2:23.472	2

NOT CLASSIFIED

DNF	14	F1	BURNS / WINFROW	Yamaha Yamaha - MRB Fencing	5	10:50.426	3 Laps	2 Laps	74.49	2:07.866	4
DNF	117	F1	POTTINGER / DODD	LCR Yamaha - GB Precision Eng/Opal Fabrication	3	6:02.087	5 Laps	2 Laps	80.29	1:57.100	2
DNF	11	F1	NICHOLLS / BRYANT	LCR Honda - CERTAIN EXHIBITIONS	3	7:32.654	5 Laps	1:30.567	64.22	1:57.412	2

FASTEST LAP

33	F2	HEGARTY / NEAVE	Baker Suzuki -	8	1:52.354	86.25 mph	138.81 kph
62	F1	WRIGHT / BAILEY	Ryde Yamaha - Stainless Steel Designs Ltd.	6	1:55.898	83.61 mph	134.57 kph

Class F2 - 92.5% of Race Speed = 78.68 mph

Class F1 - 92.5% of Race Speed = 75.92 mph

Weather / Track : Cloudy / Dry

These results are provisional until the conclusion of any judicial and technical matters.

Race Distance: 8 Laps / 21.53 miles
Oulton Park International: 2.6920 miles
Date: 04/06/2022 Start: 10:30 Finish: 10:45

Clerk Of Course :	Stewards :	Timekeeper : Richard Evans
-------------------	------------	----------------------------

Results can be found at www.tsl-timing.com

Printed - 10:47 Saturday, 04 June 2022



BMCRC - MRO Championships 2022 - Rnd 4 @ Oulton Park

BMCRC - RKB F1 & F2 Sidecars

RACE 5 - LAP CHART

LAP 1 @ 10:32:18.418

NO	BEHIND	LAP TIME
33		1:58.711
62	5.553	2:04.264
37	5.957	2:04.668
11	7.639	2:06.350
73	8.003	2:06.714
117	8.898	2:07.609
38	11.998	2:10.709
14	15.128	2:13.839
167	17.226	2:15.937
65	17.596	2:16.307
19	31.247	2:29.958

LAP 2 @ 10:34:12.011

NO	BEHIND	LAP TIME
33		1:53.593
37	10.071	1:57.707
62	11.133	1:59.173
11	11.458	1:57.412
73	11.891	1:57.481
117	12.405	1:57.100
38	23.604	2:05.199
14	31.314	2:09.779
167	31.783	2:08.150
65	34.414	2:10.411
19	1:01.126	2:23.472

LAP 3 @ 10:36:05.333

NO	BEHIND	LAP TIME
33		1:53.322
62	15.297	1:57.486
37	15.635	1:58.886
73	16.187	1:57.618
117	16.461	1:57.378
38	37.395	2:07.113
14	48.330	2:10.338
167	48.646	2:10.185
65	52.484	2:11.392
19	1:34.149	2:26.345
11	1:47.028	3:28.892 P

LAP 4 @ 10:37:58.607

NO	BEHIND	LAP TIME
33		1:53.274
62	20.136	1:58.113
37	20.404	1:58.043
73	20.679	1:57.766
38	51.178	2:07.057
167	1:02.353	2:06.981
14	1:02.922	2:07.866
65	1:10.504	2:11.294

LAP 5 @ 10:39:51.732

NO	BEHIND	LAP TIME
33		1:53.125
19	1 Lap	2:29.393
62	24.285	1:57.274
37	24.731	1:57.452
73	24.808	1:57.254
38	1:03.462	2:05.409
167	1:17.932	2:08.704

14	1:18.401	2:08.604
65	1:28.392	2:11.013

LAP 6 @ 10:41:45.503

NO	BEHIND	LAP TIME
33		1:53.771
62	26.412	1:55.898
73	27.701	1:56.664
37	29.458	1:58.498
19	1 Lap	2:26.927
38	1:17.049	2:07.358
167	1:32.069	2:07.908
65	1:47.926	2:13.305

LAP 7 @ 10:43:38.660

NO	BEHIND	LAP TIME
33		1:53.157
62	29.189	1:55.934
73	30.854	1:56.310
37	34.575	1:58.274
19	1 Lap	2:27.153
38	1:29.824	2:05.932
167	1:46.429	2:07.517

LAP 8 @ 10:45:31.014

NO	BEHIND	LAP TIME
33		1:52.354
65	1 Lap	2:11.911
62	33.166	1:56.331
73	35.397	1:56.897
37	40.790	1:58.569
38	1:46.759	2:09.289
19	1 Lap	2:27.421
167	2:03.823	2:09.748

BMCRC - MRO Championships 2022 - Rnd 4 @ Oulton Park

BMCRC - RKB F1 & F2 Sidecars

RACE 5 - SECTOR ANALYSIS



SECTOR 1 = FL to I1, SECTOR 2 = I1 to FL, DIFF = Difference To Personal Best Lap, P = Crossed Finish Line in Pit Lane, D = Time Disallowed

P1 33 F2 HEGARTY / NEAVE		Baker Suzuki -				
IDEAL LAP TIME : 1:52.354		BEST LAP TIME : 1:52.354		DIFFERENCE : 0.000		
LAP	SECTOR 1	SECTOR 2	LAP TIME	MPH	DIFF	TIME OF DAY
1 -		30.986	1:58.711	81.63	6.357	10:32:18.418
2 -	1:22.423	31.170	1:53.593	85.31	1.239	10:34:12.011
3 -	1:22.413	30.909	1:53.322	85.52	0.968	10:36:05.333
4 -	1:22.354	30.920	1:53.274	85.55	0.920	10:37:58.607
5 -	1:22.292	30.833	1:53.125 (2)	85.66	0.771	10:39:51.732
6 -	1:22.807	30.964	1:53.771	85.18	1.417	10:41:45.503
7 -	1:22.217	30.940	1:53.157 (3)	85.64	0.803	10:43:38.660
8 -	1:21.719	30.635	1:52.354 (1)	86.25		10:45:31.014

P2 62 F1 WRIGHT / BAILEY		Ryde Yamaha - Stainless Steel Designs Ltd.				
IDEAL LAP TIME : 1:55.673		BEST LAP TIME : 1:55.898		DIFFERENCE : 0.225		
LAP	SECTOR 1	SECTOR 2	LAP TIME	MPH	DIFF	TIME OF DAY
1 -		32.265	2:04.264	77.98	8.366	10:32:23.971
2 -	1:26.688	32.485	1:59.173	81.32	3.275	10:34:23.144
3 -	1:25.075	32.411	1:57.486	82.48	1.588	10:36:20.630
4 -	1:25.717	32.396	1:58.113	82.05	2.215	10:38:18.743
5 -	1:24.855	32.419	1:57.274	82.63	1.376	10:40:16.017
6 -	1:24.149	31.749	1:55.898 (1)	83.61		10:42:11.915
7 -	1:23.924	32.010	1:55.934 (2)	83.59	0.036	10:44:07.849
8 -	1:24.257	32.074	1:56.331 (3)	83.30	0.433	10:46:04.180

P3 73 F2 GOODIER / STONE		LCR Suzuki -				
IDEAL LAP TIME : 1:56.021		BEST LAP TIME : 1:56.310		DIFFERENCE : 0.289		
LAP	SECTOR 1	SECTOR 2	LAP TIME	MPH	DIFF	TIME OF DAY
1 -		32.258	2:06.714	76.48	10.404	10:32:26.421
2 -	1:25.621	31.860	1:57.481	82.49	1.171	10:34:23.902
3 -	1:25.835	31.783	1:57.618	82.39	1.308	10:36:21.520
4 -	1:26.004	31.762	1:57.766	82.29	1.456	10:38:19.286
5 -	1:25.614	31.640	1:57.254	82.65	0.944	10:40:16.540
6 -	1:25.389	31.275	1:56.664 (2)	83.07	0.354	10:42:13.204
7 -	1:24.746	31.564	1:56.310 (1)	83.32		10:44:09.514
8 -	1:25.153	31.744	1:56.897 (3)	82.90	0.587	10:46:06.411

P4 37 F2 MORPHET / REILLY		LCR Suzuki -				
IDEAL LAP TIME : 1:57.358		BEST LAP TIME : 1:57.452		DIFFERENCE : 0.094		
LAP	SECTOR 1	SECTOR 2	LAP TIME	MPH	DIFF	TIME OF DAY
1 -		31.761	2:04.668	77.73	7.216	10:32:24.375
2 -	1:25.691	32.016	1:57.707 (2)	82.33	0.255	10:34:22.082
3 -	1:26.826	32.060	1:58.886	81.51	1.434	10:36:20.968
4 -	1:25.842	32.201	1:58.043 (3)	82.09	0.591	10:38:19.011
5 -	1:25.597	31.855	1:57.452 (1)	82.51		10:40:16.463
6 -	1:26.454	32.044	1:58.498	81.78	1.046	10:42:14.961
7 -	1:26.362	31.912	1:58.274	81.93	0.822	10:44:13.235
8 -	1:26.290	32.279	1:58.569	81.73	1.117	10:46:11.804

P5 38 F2 MOSS / GEDDES		Shelbourne Yamaha - LifeSafety Motorsport - CharlieMossRaci				
IDEAL LAP TIME : 2:04.835		BEST LAP TIME : 2:05.199		DIFFERENCE : 0.364		
LAP	SECTOR 1	SECTOR 2	LAP TIME	MPH	DIFF	TIME OF DAY
1 -		33.322	2:10.709	74.14	5.510	10:32:30.416
2 -	1:31.513	33.686	2:05.199 (1)	77.40		10:34:35.615
3 -	1:32.724	34.389	2:07.113	76.24	1.914	10:36:42.728
4 -	1:33.239	33.818	2:07.057	76.27	1.858	10:38:49.785
5 -	1:31.709	33.700	2:05.409 (2)	77.27	0.210	10:40:55.194
6 -	1:33.432	33.926	2:07.358	76.09	2.159	10:43:02.552
7 -	1:32.004	33.928	2:05.932 (3)	76.95	0.733	10:45:08.484
8 -	1:35.198	34.091	2:09.289	74.95	4.090	10:47:17.773

BMCRC - MRO Championships 2022 - Rnd 4 @ Oulton Park

BMCRC - RKB F1 & F2 Sidecars

RACE 5 - SECTOR ANALYSIS



SECTOR 1 = FL to I1, SECTOR 2 = I1 to FL, DIFF = Difference To Personal Best Lap, P = Crossed Finish Line in Pit Lane, D = Time Disallowed

P6 167 F2		PETTMAN / DAWKINS		Windle Yamaha - Wesso Racing		
IDEAL LAP TIME : 2:06.951		BEST LAP TIME : 2:06.981		DIFFERENCE : 0.030		
LAP	SECTOR 1	SECTOR 2	LAP TIME	MPH	DIFF	TIME OF DAY
1 -		34.251	2:15.937	71.29	8.956	10:32:35.644
2 -	1:33.621	34.529	2:08.150	75.62	1.169	10:34:43.794
3 -	1:34.641	35.544	2:10.185	74.44	3.204	10:36:53.979
4 -	1:33.179	33.802	2:06.981 (1)	76.32		10:39:00.960
5 -	1:34.916	33.788	2:08.704	75.29	1.723	10:41:09.664
6 -	1:33.793	34.115	2:07.908 (3)	75.76	0.927	10:43:17.572
7 -	1:33.745	33.772	2:07.517 (2)	76.00	0.536	10:45:25.089
8 -	1:35.235	34.513	2:09.748	74.69	2.767	10:47:34.837

P7 65 F1		FAIERS / PLUCKROSE		Windle Yamaha - AWracing Ltd		
IDEAL LAP TIME : 2:10.411		BEST LAP TIME : 2:10.411		DIFFERENCE : 0.000		
LAP	SECTOR 1	SECTOR 2	LAP TIME	MPH	DIFF	TIME OF DAY
1 -		35.812	2:16.307	71.09	5.896	10:32:36.014
2 -	1:34.763	35.648	2:10.411 (1)	74.31		10:34:46.425
3 -	1:35.026	36.366	2:11.392	73.75	0.981	10:36:57.817
4 -	1:34.931	36.363	2:11.294 (3)	73.81	0.883	10:39:09.111
5 -	1:35.024	35.989	2:11.013 (2)	73.97	0.602	10:41:20.124
6 -	1:37.228	36.077	2:13.305	72.70	2.894	10:43:33.429
7 -	1:35.837	36.074	2:11.911	73.46	1.500	10:45:45.340

P8 19 F1		MACBRIDE / THOMPSON		LCR Suzuki - Lifesafety Motorsport		
IDEAL LAP TIME : 2:22.315		BEST LAP TIME : 2:23.472		DIFFERENCE : 1.157		
LAP	SECTOR 1	SECTOR 2	LAP TIME	MPH	DIFF	TIME OF DAY
1 -		39.717	2:29.958	64.62	6.486	10:32:49.665
2 -	1:42.598	40.874	2:23.472 (1)	67.54		10:35:13.137
3 -	1:45.953	40.392	2:26.345 (2)	66.22	2.873	10:37:39.482
4 -	1:48.743	40.650	2:29.393	64.87	5.921	10:40:08.875
5 -	1:45.659	41.268	2:26.927 (3)	65.95	3.455	10:42:35.802
6 -	1:47.081	40.072	2:27.153	65.85	3.681	10:45:02.955
7 -	1:46.308	41.113	2:27.421	65.73	3.949	10:47:30.376

P9 14 F1		BURNS / WINFROW		Yamaha Yamaha - MRB Fencing		
IDEAL LAP TIME : 2:07.790		BEST LAP TIME : 2:07.866		DIFFERENCE : 0.076		
LAP	SECTOR 1	SECTOR 2	LAP TIME	MPH	DIFF	TIME OF DAY
1 -		34.517	2:13.839	72.41	5.973	10:32:33.546
2 -	1:34.626	35.153	2:09.779 (3)	74.67	1.913	10:34:43.325
3 -	1:34.205	36.133	2:10.338	74.35	2.472	10:36:53.663
4 -	1:33.629	34.237	2:07.866 (1)	75.79		10:39:01.529
5 -	1:34.443	34.161	2:08.604 (2)	75.35	0.738	10:41:10.133

P10 117 F1		POTTINGER / DODD		LCR Yamaha - GB Precision Eng/Opal Fabrication		
IDEAL LAP TIME : 1:57.100		BEST LAP TIME : 1:57.100		DIFFERENCE : 0.000		
LAP	SECTOR 1	SECTOR 2	LAP TIME	MPH	DIFF	TIME OF DAY
1 -		32.318	2:07.609	75.94	10.509	10:32:27.316
2 -	1:25.285	31.815	1:57.100 (1)	82.76		10:34:24.416
3 -	1:25.496	31.882	1:57.378 (2)	82.56	0.278	10:36:21.794

P11 11 F1		NICHOLLS / BRYANT		LCR Honda - CERTAIN EXHIBITIONS		
IDEAL LAP TIME : 1:57.412		BEST LAP TIME : 1:57.412		DIFFERENCE : 0.000		
LAP	SECTOR 1	SECTOR 2	LAP TIME	MPH	DIFF	TIME OF DAY
1 -		32.213	2:06.350	76.70	8.938	10:32:26.057
2 -	1:25.250	32.162	1:57.412 (1)	82.54		10:34:23.469
3 -	1:52.071	IN PIT	3:28.892 P	46.39	1:31.480	10:37:52.361

BMCRC - MRO Championships 2022 - Rnd 4 @ Oulton Park

BMCRC - RKB F1 & F2 Sidecars

RACE 5 - BEST SECTORS

SECTOR 1			SECTOR 2			IDEAL / BEST COMPARISON						
POS	NO	NAME	TIME	NO	NAME	TIME	POS	NO	NAME	IDEAL	BEST	DIFF
									PERFECT LAP	1:52.354		
1	33	HEGARTY / NEAVE	1:21.719	33	HEGARTY / NEAVE	30.635	1	33	HEGARTY / NEAVE	1:52.354	1:52.354	0.000
2	62	WRIGHT / BAILEY	1:23.924	73	GOODIER / STONE	31.275	2	62	WRIGHT / BAILEY	1:55.673	1:55.898	0.225
3	73	GOODIER / STONE	1:24.746	62	WRIGHT / BAILEY	31.749	3	73	GOODIER / STONE	1:56.021	1:56.310	0.289
4	11	NICHOLLS / BRYANT	1:25.250	37	MORPHET / REILLY	31.761	4	117	POTTINGER / DODD	1:57.100	1:57.100	0.000
5	117	POTTINGER / DODD	1:25.285	117	POTTINGER / DODD	31.815	5	37	MORPHET / REILLY	1:57.358	1:57.452	0.094
6	37	MORPHET / REILLY	1:25.597	11	NICHOLLS / BRYANT	32.162	6	11	NICHOLLS / BRYANT	1:57.412	1:57.412	0.000
7	38	MOSS / GEDDES	1:31.513	38	MOSS / GEDDES	33.322	7	38	MOSS / GEDDES	2:04.835	2:05.199	0.364
8	167	PETTMAN / DAWKINS	1:33.179	167	PETTMAN / DAWKINS	33.772	8	167	PETTMAN / DAWKINS	2:06.951	2:06.981	0.030
9	14	BURNS / WINFROW	1:33.629	14	BURNS / WINFROW	34.161	9	14	BURNS / WINFROW	2:07.790	2:07.866	0.076
10	65	FAIERS / PLUCKROSE	1:34.763	65	FAIERS / PLUCKROSE	35.648	10	65	FAIERS / PLUCKROSE	2:10.411	2:10.411	0.000
11	19	MACBRIDE / THOMPSON	1:42.598	19	MACBRIDE / THOMPSON	39.717	11	19	MACBRIDE / THOMPSON	2:22.315	2:23.472	1.157

BMCRC - MRO Championships 2022 - Rnd 4 @ Oulton Park

BMCRC - RKB F1 & F2 Sidecars

RACE 5 - STATISTICS

Competitors Started 11
Planned Start 2022-06-04 @ 10:30:00.000
Actual Start 2022-06-04 @ 10:30:19.706
Finish Time 2022-06-04 @ 10:45:31.013
Track Length 2.6920mi.
Total Laps 73
Total Distance Covered 196.5180mi.

Session Fastest Lap History

NO	CL	NAME	LAP TIME	TIME OF DAY	LAP	VEHICLE
33	F2	HEGARTY / NEAVE	1:53.593	10:34:12.052	2	Baker Suzuki
33	F2	HEGARTY / NEAVE	1:53.322	10:36:05.376	3	Baker Suzuki
33	F2	HEGARTY / NEAVE	1:53.274	10:37:58.650	4	Baker Suzuki
33	F2	HEGARTY / NEAVE	1:53.125	10:39:51.775	5	Baker Suzuki
33	F2	HEGARTY / NEAVE	1:52.354	10:45:31.057	8	Baker Suzuki

Session Leader History

NO	CL	NAME	FROM LAP	LAPS LED	DISTANCE	VEHICLE
33	F2	HEGARTY / NEAVE	1	8	21.53 miles	Baker Suzuki

Flag History

TYPE	TIME OF DAY
GREEN	10:30:19.706
FINISH	10:45:31.013

Flag Statistics

TYPE	COUNT	TOTAL LAPS	TOTAL TIME
Green	1	8	17:21.280
Red	0	0	0.000
Safety Car	0	0	0.000
FCY	0	0	0.000

BMCRC - MRO Championships 2022 - Rnd 4 @ Oulton Park

BMCRC - RKB F1 & F2 Sidecars

RACE 5 - STATISTICS

CLASS : F1

6 Starters

Fastest Lap History

NO	NAME	LAP TIME	TIME OF DAY	LAP	VEHICLE
62	WRIGHT / BAILEY	1:59.173	10:34:23.163	2	Ryde Yamaha
11	NICHOLLS / BRYANT	1:57.412	10:34:23.490	2	LCR Honda
117	POTTINGER / DODD	1:57.100	10:34:24.435	2	LCR Yamaha
62	WRIGHT / BAILEY	1:55.898	10:42:11.934	6	Ryde Yamaha

Leader History

NO	NAME	FROM LAP	LAPS LED	DISTANCE	VEHICLE
62	WRIGHT / BAILEY	1	8	21.53 miles	Ryde Yamaha

BMCRC - MRO Championships 2022 - Rnd 4 @ Oulton Park

BMCRC - RKB F1 & F2 Sidecars

RACE 5 - STATISTICS

CLASS : F2

5 Starters

Fastest Lap History

NO	NAME	LAP TIME	TIME OF DAY	LAP	VEHICLE
33	HEGARTY / NEAVE	1:53.593	10:34:12.052	2	Baker Suzuki
33	HEGARTY / NEAVE	1:53.322	10:36:05.376	3	Baker Suzuki
33	HEGARTY / NEAVE	1:53.274	10:37:58.650	4	Baker Suzuki
33	HEGARTY / NEAVE	1:53.125	10:39:51.775	5	Baker Suzuki
33	HEGARTY / NEAVE	1:52.354	10:45:31.057	8	Baker Suzuki

Leader History

NO	NAME	FROM LAP	LAPS LED	DISTANCE	VEHICLE
33	HEGARTY / NEAVE	1	8	21.53 miles	Baker Suzuki

BMCRC - MRO Championships 2022 - Rnd 4 @ Oulton Park

BMCRC - RKB F1 & F2 Sidecars

RACE 15 - GRID (8 Laps)

ROW 7	1		1		19	95 REMNANT / TILLEY	
ROW 6	18	91 WILLIAMS / HILDIGE	17		16	19 MACBRIDE / THOMPSON 2:23.472	
ROW 5		15	65 FAIERS / PLUCKROSE 2:10.411	14		13	14 BURNS / WINFROW 2:07.866
ROW 4	12	167 PETTMAN / DAWKINS 2:06.981	11		10	38 MOSS / GEDDES 2:05.199	
ROW 3		9	37 MORPHET / REILLY 1:57.452	8		7	11 NICHOLLS / BRYANT 1:57.412
ROW 2	6	117 POTTINGER / DODD 1:57.100	5		4	73 GOODIER / STONE 1:56.310	
ROW 1		3	62 WRIGHT / BAILEY 1:55.898	2		1	33 HEGARTY / NEAVE 1:52.354 Pole

Oulton Park International: 2.6920 miles

These results are provisional until the conclusion of any judicial and technical matters.

Clerk Of Course :	Stewards :	Timekeeper : Richard Evans
-------------------	------------	----------------------------

Results can be found at www.tsl-timing.com

Printed - 10:49 Saturday, 04 June 2022



BMCRC - MRO Championships 2022 - Rnd 4 @ Oulton Park

BMCRC - RKB F1 & F2 Sidecars

RACE 15 - CLASSIFICATION

POS	NO	CL	PIC NAME	ENTRY	LAPS	TIME	GAP	DIFF	MPH	BEST	ON
1	33	F2	1 HEGARTY / NEAVE	Baker Suzuki -	8	15:09.298			85.26	1:52.118	4
2	117	F1	1 POTTINGER / DODD	LCR Yamaha - GB Precision Eng/Opal Fabrication	8	15:39.252	29.954	29.954	82.54	1:55.134	5
3	62	F1	2 WRIGHT / BAILEY	Ryde Yamaha - Stainless Steel Designs Ltd.	8	15:46.488	37.190	7.236	81.91	1:55.956	7
4	37	F2	2 MORPHET / REILLY	LCR Suzuki -	8	16:00.983	51.685	14.495	80.67	1:58.120	3
5	38	F2	3 MOSS / GEDDES	Shelbourne Yamaha - LifeSafety Motorsport - Charli	8	16:52.000	1:42.702	51.017	76.61	2:04.626	2
6	14	F1	3 BURNS / WINFROW	Yamaha Yamaha - MRB Fencing	8	17:07.248	1:57.950	15.248	75.47	2:06.106	2
7	65	F1	4 FAIERS / PLUCKROSE	Windle Yamaha - AW Racing Ltd	7	15:24.162	1 Lap	1 Lap	73.40	2:10.150	6
8	167	F2	4 PETTMAN / DAWKINS	Windle Yamaha - Wesso Racing	7	15:40.843	1 Lap	16.681	72.10	2:10.491	4
9	19	F1	5 MACBRIDE / THOMPSON	LCR Suzuki - Lifesafety Motorsport	7	17:00.741	1 Lap	1:19.898	66.46	2:22.592	2
NOT CLASSIFIED											
DNF	11	F1	NICHOLLS / BRYANT	LCR Honda - CERTAIN EXHIBITIONS	4	8:43.257	4 Laps	3 Laps	74.08	1:56.647	3
FASTEST LAP											
	33	F2	HEGARTY / NEAVE	Baker Suzuki -	4	1:52.118		86.43 mph		139.10 kph	
	117	F1	POTTINGER / DODD	LCR Yamaha - GB Precision Eng/Opal Fabrication	5	1:55.134		84.17 mph		135.46 kph	

Class F2 - 92.5% of Race Speed = 78.86 mph

Class F1 - 92.5% of Race Speed = 76.34 mph

Weather / Track : Cloudy / Dry

These results are provisional until the conclusion of any judicial and technical matters.

Race Distance: 8 Laps / 21.53 miles
 Oulton Park International: 2.6920 miles
 Date: 04/06/2022 Start: 15:29 Finish: 15:45

Clerk Of Course :	Stewards :	Timekeeper : Richard Evans
-------------------	------------	----------------------------

Results can be found at www.tsl-timing.com

Printed - 15:48 Saturday, 04 June 2022



BMCRC - MRO Championships 2022 - Rnd 4 @ Oulton Park

BMCRC - RKB F1 & F2 Sidecars

RACE 15 - LAP CHART

LAP 1 @ 15:31:52.031

NO	BEHIND	LAP TIME
33		1:59.619
62	4.501	2:04.120
37	4.828	2:04.447
117	5.110	2:04.729
11	5.555	2:05.174
14	13.099	2:12.718
38	13.551	2:13.170
167	17.911	2:17.530
65	18.075	2:17.694
19	29.139	2:28.758

LAP 2 @ 15:33:45.578

NO	BEHIND	LAP TIME
33		1:53.547
11	8.913	1:56.905
62	10.205	1:59.251
117	10.543	1:58.980
37	10.904	1:59.623
38	24.630	2:04.626
14	25.658	2:06.106
65	34.886	2:10.358
167	41.909	2:17.545
19	58.184	2:22.592

LAP 3 @ 15:35:38.232

NO	BEHIND	LAP TIME
33		1:52.654
11	12.906	1:56.647
117	13.390	1:55.501
62	15.805	1:58.254
37	16.370	1:58.120
38	38.833	2:06.857
14	40.163	2:07.159
65	54.503	2:12.271
167	1:02.461	2:13.206
19	1:29.373	2:23.843

LAP 4 @ 15:37:30.350

NO	BEHIND	LAP TIME
33		1:52.118
117	17.063	1:55.791
62	19.653	1:55.966
37	22.972	1:58.720
38	52.157	2:05.442
14	55.913	2:07.868
11	1:05.319	2:44.531 P
65	1:14.230	2:11.845
167	1:20.834	2:10.491

LAP 5 @ 15:39:23.836

NO	BEHIND	LAP TIME
33		1:53.486
19	1 Lap	2:25.496
117	18.711	1:55.134
62	23.231	1:57.064
37	28.581	1:59.095
38	1:04.474	2:05.803
14	1:11.487	2:09.060
65	1:31.737	2:10.993
167	1:39.945	2:12.597

LAP 6 @ 15:41:16.196

NO	BEHIND	LAP TIME
33		1:52.360
117	23.328	1:56.977
62	29.234	1:58.363
37	36.756	2:00.535
19	1 Lap	2:27.155
38	1:17.244	2:05.130
14	1:27.439	2:08.312
65	1:49.527	2:10.150

LAP 7 @ 15:43:08.572

NO	BEHIND	LAP TIME
33		1:52.376
167	1 Lap	2:14.656
117	27.164	1:56.212
62	32.814	1:55.956
37	44.167	1:59.787
19	1 Lap	2:24.486
38	1:30.289	2:05.421
14	1:44.071	2:09.008

LAP 8 @ 15:45:01.710

NO	BEHIND	LAP TIME
33		1:53.138
65	1 Lap	2:10.851
117	29.954	1:55.928
167	1 Lap	2:14.818
62	37.190	1:57.514
37	51.685	2:00.656
38	1:42.702	2:05.551
19	1 Lap	2:28.411
14	1:57.950	2:07.017

BMCRC - MRO Championships 2022 - Rnd 4 @ Oulton Park

BMCRC - RKB F1 & F2 Sidecars

RACE 15 - SECTOR ANALYSIS



SECTOR 1 = FL to I1, SECTOR 2 = I1 to FL, DIFF = Difference To Personal Best Lap, P = Crossed Finish Line in Pit Lane, D = Time Disallowed

P1 33 F2 HEGARTY / NEAVE		Baker Suzuki -				
IDEAL LAP TIME : 1:52.087		BEST LAP TIME : 1:52.118		DIFFERENCE : 0.031		
LAP	SECTOR 1	SECTOR 2	LAP TIME	MPH	DIFF	TIME OF DAY
1 -		31.191	1:59.619	81.01	7.501	15:31:52.031
2 -	1:22.633	30.914	1:53.547	85.35	1.429	15:33:45.578
3 -	1:21.964	30.690	1:52.654	86.02	0.536	15:35:38.232
4 -	1:21.591	30.527	1:52.118 (1)	86.43		15:37:30.350
5 -	1:22.090	31.396	1:53.486	85.39	1.368	15:39:23.836
6 -	1:21.633	30.727	1:52.360 (2)	86.25	0.242	15:41:16.196
7 -	1:21.880	30.496	1:52.376 (3)	86.23	0.258	15:43:08.572
8 -	1:22.541	30.597	1:53.138	85.65	1.020	15:45:01.710

P2 117 F1 POTTINGER / DODD		LCR Yamaha - GB Precision Eng/Opal Fabrication				
IDEAL LAP TIME : 1:55.134		BEST LAP TIME : 1:55.134		DIFFERENCE : 0.000		
LAP	SECTOR 1	SECTOR 2	LAP TIME	MPH	DIFF	TIME OF DAY
1 -		32.213	2:04.729	77.69	9.595	15:31:57.141
2 -	1:26.026	32.954	1:58.980	81.45	3.846	15:33:56.121
3 -	1:23.930	31.571	1:55.501 (2)	83.90	0.367	15:35:51.622
4 -	1:24.239	31.552	1:55.791 (3)	83.69	0.657	15:37:47.413
5 -	1:23.617	31.517	1:55.134 (1)	84.17		15:39:42.547
6 -	1:25.047	31.930	1:56.977	82.84	1.843	15:41:39.524
7 -	1:24.471	31.741	1:56.212	83.39	1.078	15:43:35.736
8 -	1:24.322	31.606	1:55.928	83.59	0.794	15:45:31.664

P3 62 F1 WRIGHT / BAILEY		Ryde Yamaha - Stainless Steel Designs Ltd.				
IDEAL LAP TIME : 1:55.651		BEST LAP TIME : 1:55.956		DIFFERENCE : 0.305		
LAP	SECTOR 1	SECTOR 2	LAP TIME	MPH	DIFF	TIME OF DAY
1 -		32.566	2:04.120	78.08	8.164	15:31:56.532
2 -	1:25.686	33.565	1:59.251	81.26	3.295	15:33:55.783
3 -	1:26.042	32.212	1:58.254	81.95	2.298	15:35:54.037
4 -	1:24.014	31.952	1:55.966 (2)	83.57	0.010	15:37:50.003
5 -	1:24.704	32.360	1:57.064 (3)	82.78	1.108	15:39:47.067
6 -	1:26.157	32.206	1:58.363	81.87	2.407	15:41:45.430
7 -	1:23.699	32.257	1:55.956 (1)	83.57		15:43:41.386
8 -	1:24.437	33.077	1:57.514	82.46	1.558	15:45:38.900

P4 37 F2 MORPHET / REILLY		LCR Suzuki -				
IDEAL LAP TIME : 1:58.120		BEST LAP TIME : 1:58.120		DIFFERENCE : 0.000		
LAP	SECTOR 1	SECTOR 2	LAP TIME	MPH	DIFF	TIME OF DAY
1 -		32.175	2:04.447	77.87	6.327	15:31:56.859
2 -	1:27.039	32.584	1:59.623	81.01	1.503	15:33:56.482
3 -	1:25.948	32.172	1:58.120 (1)	82.04		15:35:54.602
4 -	1:26.440	32.280	1:58.720 (2)	81.63	0.600	15:37:53.322
5 -	1:26.757	32.338	1:59.095 (3)	81.37	0.975	15:39:52.417
6 -	1:27.696	32.839	2:00.535	80.40	2.415	15:41:52.952
7 -	1:26.801	32.986	1:59.787	80.90	1.667	15:43:52.739
8 -	1:27.905	32.751	2:00.656	80.32	2.536	15:45:53.395

P5 38 F2 MOSS / GEDDES		Shelbourne Yamaha - LifeSafety Motorsport - CharlieMossRaci				
IDEAL LAP TIME : 2:04.210		BEST LAP TIME : 2:04.626		DIFFERENCE : 0.416		
LAP	SECTOR 1	SECTOR 2	LAP TIME	MPH	DIFF	TIME OF DAY
1 -		34.140	2:13.170	72.77	8.544	15:32:05.582
2 -	1:30.694	33.932	2:04.626 (1)	77.76		15:34:10.208
3 -	1:32.909	33.948	2:06.857	76.39	2.231	15:36:17.065
4 -	1:31.656	33.786	2:05.442	77.25	0.816	15:38:22.507
5 -	1:32.029	33.774	2:05.803	77.03	1.177	15:40:28.310
6 -	1:31.454	33.676	2:05.130 (2)	77.44	0.504	15:42:33.440
7 -	1:31.905	33.516	2:05.421 (3)	77.27	0.795	15:44:38.861
8 -	1:31.959	33.592	2:05.551	77.19	0.925	15:46:44.412

BMCRC - MRO Championships 2022 - Rnd 4 @ Oulton Park

BMCRC - RKB F1 & F2 Sidecars

RACE 15 - SECTOR ANALYSIS



SECTOR 1 = FL to I1, SECTOR 2 = I1 to FL, DIFF = Difference To Personal Best Lap, P = Crossed Finish Line in Pit Lane, D = Time Disallowed

P6 14 F1		BURNS / WINFROW		Yamaha Yamaha - MRB Fencing		
IDEAL LAP TIME : 2:06.096		BEST LAP TIME : 2:06.106		DIFFERENCE : 0.010		
LAP	SECTOR 1	SECTOR 2	LAP TIME	MPH	DIFF	TIME OF DAY
1 -		34.136	2:12.718	73.02	6.612	15:32:05.130
2 -	1:31.960	34.146	2:06.106 (1)	76.85		15:34:11.236
3 -	1:32.584	34.575	2:07.159 (3)	76.21	1.053	15:36:18.395
4 -	1:33.360	34.508	2:07.868	75.79	1.762	15:38:26.263
5 -	1:34.157	34.903	2:09.060	75.09	2.954	15:40:35.323
6 -	1:33.137	35.175	2:08.312	75.52	2.206	15:42:43.635
7 -	1:34.445	34.563	2:09.008	75.12	2.902	15:44:52.643
8 -	1:32.264	34.753	2:07.017 (2)	76.29	0.911	15:46:59.660

P7 65 F1		FAIERS / PLUCKROSE		Windle Yamaha - AWracing ltd		
IDEAL LAP TIME : 2:09.674		BEST LAP TIME : 2:10.150		DIFFERENCE : 0.476		
LAP	SECTOR 1	SECTOR 2	LAP TIME	MPH	DIFF	TIME OF DAY
1 -		36.002	2:17.694	70.38	7.544	15:32:10.106
2 -	1:34.198	36.160	2:10.358 (2)	74.34	0.208	15:34:20.464
3 -	1:35.780	36.491	2:12.271	73.26	2.121	15:36:32.735
4 -	1:35.687	36.158	2:11.845	73.50	1.695	15:38:44.580
5 -	1:35.517	35.476	2:10.993	73.98	0.843	15:40:55.573
6 -	1:34.643	35.507	2:10.150 (1)	74.46		15:43:05.723
7 -	1:34.511	36.340	2:10.851 (3)	74.06	0.701	15:45:16.574

P8 167 F2		PETTMAN / DAWKINS		Windle Yamaha - Wesso Racing		
IDEAL LAP TIME : 2:08.330		BEST LAP TIME : 2:10.491		DIFFERENCE : 2.161		
LAP	SECTOR 1	SECTOR 2	LAP TIME	MPH	DIFF	TIME OF DAY
1 -		34.984	2:17.530	70.46	7.039	15:32:09.942
2 -	1:33.346	44.199	2:17.545	70.45	7.054	15:34:27.487
3 -	1:37.543	35.663	2:13.206 (3)	72.75	2.715	15:36:40.693
4 -	1:35.303	35.188	2:10.491 (1)	74.26		15:38:51.184
5 -	1:36.684	35.913	2:12.597 (2)	73.08	2.106	15:41:03.781
6 -	1:38.088	36.568	2:14.656	71.97	4.165	15:43:18.437
7 -	1:38.379	36.439	2:14.818	71.88	4.327	15:45:33.255

P9 19 F1		MACBRIDE / THOMPSON		LCR Suzuki - Lifesafety Motorsport		
IDEAL LAP TIME : 2:20.972		BEST LAP TIME : 2:22.592		DIFFERENCE : 1.620		
LAP	SECTOR 1	SECTOR 2	LAP TIME	MPH	DIFF	TIME OF DAY
1 -		38.699	2:28.758	65.14	6.166	15:32:21.170
2 -	1:42.273	40.319	2:22.592 (1)	67.96		15:34:43.762
3 -	1:44.034	39.809	2:23.843 (2)	67.37	1.251	15:37:07.605
4 -	1:44.531	40.965	2:25.496	66.60	2.904	15:39:33.101
5 -	1:46.682	40.473	2:27.155	65.85	4.563	15:42:00.256
6 -	1:44.540	39.946	2:24.486 (3)	67.07	1.894	15:44:24.742
7 -	1:47.417	40.994	2:28.411	65.30	5.819	15:46:53.153

P10 11 F1		NICHOLLS / BRYANT		LCR Honda - CERTAIN EXHIBITIONS		
IDEAL LAP TIME : 1:56.610		BEST LAP TIME : 1:56.647		DIFFERENCE : 0.037		
LAP	SECTOR 1	SECTOR 2	LAP TIME	MPH	DIFF	TIME OF DAY
1 -		32.370	2:05.174	77.42	8.527	15:31:57.586
2 -	1:24.948	31.957	1:56.905 (2)	82.89	0.258	15:33:54.491
3 -	1:24.653	31.994	1:56.647 (1)	83.08		15:35:51.138
4 -	1:46.113	IN PIT	2:44.531 P	58.90	47.884	15:38:35.669

BMCRC - MRO Championships 2022 - Rnd 4 @ Oulton Park

BMCRC - RKB F1 & F2 Sidecars

RACE 15 - BEST SECTORS

SECTOR 1			SECTOR 2			IDEAL / BEST COMPARISON						
POS	NO	NAME	TIME	NO	NAME	TIME	POS	NO	NAME	IDEAL	BEST	DIFF
									PERFECT LAP	1:52.087		
1	33	HEGARTY / NEAVE	1:21.591	33	HEGARTY / NEAVE	30.496	1	33	HEGARTY / NEAVE	1:52.087	1:52.118	0.031
2	117	POTTINGER / DODD	1:23.617	117	POTTINGER / DODD	31.517	2	117	POTTINGER / DODD	1:55.134	1:55.134	0.000
3	62	WRIGHT / BAILEY	1:23.699	62	WRIGHT / BAILEY	31.952	3	62	WRIGHT / BAILEY	1:55.651	1:55.956	0.305
4	11	NICHOLLS / BRYANT	1:24.653	11	NICHOLLS / BRYANT	31.957	4	11	NICHOLLS / BRYANT	1:56.610	1:56.647	0.037
5	37	MORPHET / REILLY	1:25.948	37	MORPHET / REILLY	32.172	5	37	MORPHET / REILLY	1:58.120	1:58.120	0.000
6	38	MOSS / GEDDES	1:30.694	38	MOSS / GEDDES	33.516	6	38	MOSS / GEDDES	2:04.210	2:04.626	0.416
7	14	BURNS / WINFROW	1:31.960	14	BURNS / WINFROW	34.136	7	14	BURNS / WINFROW	2:06.096	2:06.106	0.010
8	167	PETTMAN / DAWKINS	1:33.346	167	PETTMAN / DAWKINS	34.984	8	167	PETTMAN / DAWKINS	2:08.330	2:10.491	2.161
9	65	FAIERS / PLUCKROSE	1:34.198	65	FAIERS / PLUCKROSE	35.476	9	65	FAIERS / PLUCKROSE	2:09.674	2:10.150	0.476
10	19	MACBRIDE / THOMPSON	1:42.273	19	MACBRIDE / THOMPSON	38.699	10	19	MACBRIDE / THOMPSON	2:20.972	2:22.592	1.620

BMCRC - MRO Championships 2022 - Rnd 4 @ Oulton Park

BMCRC - RKB F1 & F2 Sidecars

RACE 15 - STATISTICS

Competitors Started 10
Planned Start 2022-06-04 @ 15:30:00.000
Actual Start 2022-06-04 @ 15:29:52.411
Finish Time 2022-06-04 @ 15:45:01.709
Track Length 2.6920mi.
Total Laps 73
Total Distance Covered 196.5180mi.

Session Fastest Lap History

NO	CL	NAME	LAP TIME	TIME OF DAY	LAP	VEHICLE
33	F2	HEGARTY / NEAVE	1:53.547	15:33:45.621	2	Baker Suzuki
33	F2	HEGARTY / NEAVE	1:52.654	15:35:38.275	3	Baker Suzuki
33	F2	HEGARTY / NEAVE	1:52.118	15:37:30.393	4	Baker Suzuki

Session Leader History

NO	CL	NAME	FROM LAP	LAPS LED	DISTANCE	VEHICLE
33	F2	HEGARTY / NEAVE	1	8	21.53 miles	Baker Suzuki

Flag History

TYPE	TIME OF DAY
GREEN	15:29:52.411
FINISH	15:45:01.709

Flag Statistics

TYPE	COUNT	TOTAL LAPS	TOTAL TIME
Green	1	8	17:12.622
Red	0	0	0.000
Safety Car	0	0	0.000
FCY	0	0	0.000

BMCRC - MRO Championships 2022 - Rnd 4 @ Oulton Park

BMCRC - RKB F1 & F2 Sidecars

RACE 15 - STATISTICS

CLASS : F1

6 Starters

Fastest Lap History

NO	NAME	LAP TIME	TIME OF DAY	LAP	VEHICLE
11	NICHOLLS / BRYANT	1:56.905	15:33:54.513	2	LCR Honda
11	NICHOLLS / BRYANT	1:56.647	15:35:51.158	3	LCR Honda
117	POTTINGER / DODD	1:55.501	15:35:51.641	3	LCR Yamaha
117	POTTINGER / DODD	1:55.134	15:39:42.566	5	LCR Yamaha

Leader History

NO	NAME	FROM LAP	LAPS LED	DISTANCE	VEHICLE
62	WRIGHT / BAILEY	1	1	2.69 miles	Ryde Yamaha
11	NICHOLLS / BRYANT	2	2	5.38 miles	LCR Honda
117	POTTINGER / DODD	4	5	13.46 miles	LCR Yamaha

BMCRC - MRO Championships 2022 - Rnd 4 @ Oulton Park

BMCRC - RKB F1 & F2 Sidecars

RACE 15 - STATISTICS

CLASS : F2

4 Starters

Fastest Lap History

NO	NAME	LAP TIME	TIME OF DAY	LAP	VEHICLE
33	HEGARTY / NEAVE	1:53.547	15:33:45.621	2	Baker Suzuki
33	HEGARTY / NEAVE	1:52.654	15:35:38.275	3	Baker Suzuki
33	HEGARTY / NEAVE	1:52.118	15:37:30.393	4	Baker Suzuki

Leader History

NO	NAME	FROM LAP	LAPS LED	DISTANCE	VEHICLE
33	HEGARTY / NEAVE	1	8	21.53 miles	Baker Suzuki



BMCRC THUNDERBIKE ULTRA

Supported by Steve Jordan Motorcycles & TBR Performance



BMCRC-MRO Championships - Round 4
Oulton Park International
3rd / 4th June 2022



Timing & Results Provided by Timing Solutions Ltd

www.tsl-timing.com

BMCRC - MRO Championships 2022 - Rnd 4 @ Oulton Park

BMCRC Thunderbike Ultra

QUALIFYING - CLASSIFICATION



POS	NO	NAME	ENTRY	TIME	ON	LAPS	GAP	DIFF	MPH
1	275	Mark WILBY	Suzuki GSXR1000 - Stannah Stairlifts	2:00.534	6	6			80.40
2	28	Greg ALLSOP	Yamaha R1 - Allsop Construction Services ltd	2:02.376	4	6	1.842	1.842	79.19
3	258	Ande FRIEND	Kawasaki ZX10R - Flying colours Motorcycle Training	2:05.896	6	6	5.362	3.520	76.97
4	29	Cecil DINSMORE	Suzuki GSXR 1000 - KnC Motorsport	2:06.871	5	6	6.337	0.975	76.38
5	47	Daryl DANCE	Yamaha YZF R1 - 2 brothers scaffolding	2:08.222	3	5	7.688	1.351	75.58
6	82	Matt HINNELLS	Yamaha R1 - BD Racing	2:08.224	5	6	7.690	0.002	75.58
7	13	Doug EDMONDSON	Yamaha R1 - Stan Stephens Tuning	2:08.326	5	6	7.792	0.102	75.52
8	7	Seb JENKINS	Suzuki GSX-R 1000 - Long hours and hard graft	2:09.298	5	5	8.764	0.972	74.95
9	41	Paul PRICE	Suzuki GSXR 1000 -	2:09.730	3	4	9.196	0.432	74.70
10	5	Stacey KILLWORTH	Suzuki GSXR 1000 - Greenplant/Everns	2:09.934	5	6	9.400	0.204	74.58
11	60	Liam McCARTER	Suzuki GSXR1000 - Katie McCarter	2:10.875	3	4	10.341	0.941	74.05
12	103	Craig GOFFORD	Yamaha R1 4XV - Guardian warm roofs, Meala Racing	2:11.757	4	6	11.223	0.882	73.55
13	102	James FEARN	Suzuki GSXR1000 - Jwf tiling, palmer race skool, the f	2:12.271	5	6	11.737	0.514	73.26
14	334	Anthony BRANDISH	Suzuki GSXR 1000 - BW bespoke developments ltd	2:12.898	6	6	12.364	0.627	72.92
15	449	Luke WALLINGTON	Yamaha R1 4C8 - BW Bespoke Developments Ltd	2:14.045	4	4	13.511	1.147	72.29
16	4	Hayden KILLWORTH	Honda SK BLADE 954 - Stacey Killworth & Alex Killwor	2:14.425	5	5	13.891	0.380	72.09
17	460	Simon GATES	Yamaha YZF R1 - No Tallentino Racing Team FATI	2:16.422	5	5	15.888	1.997	71.03
18	19	Tyler DONOVAN	Kawasaki ZX10R -	2:18.019	2	2	17.485	1.597	70.21
19	84	Ricardo BRANCO	Yamaha R1 - IMP Racing	2:21.603	5	5	21.069	3.584	68.43
20	8	Dave SAUNDERS	Suzuki GSXR1000 - Mum/Dad/JW MOT/Parks Utility	2:25.266	4	5	24.732	3.663	66.71
21	63	Matthew WREN	Suzuki GSXR - TBR performance	2:28.371	5	5	27.837	3.105	65.31
22	24	Mark REYNOLDS	Aprilia MILLE -	2:29.153	5	5	28.619	0.782	64.97
23	888	Paul FAGG	Yamaha R1 4C8 -	2:41.013	3	4	40.479	11.860	60.18
24	20	Connor SWYER	Suzuki GSXR 1000 K6 - WSC Performace & lleithyr fan			1			

Weather / Track : Overcast / Wet

These results are provisional until the conclusion of any judicial and technical matters.

Oulton Park International: 2.6920 miles

Date: 03/06/2022 Start: 08:52 Finish: 09:03

Clerk Of Course :

Stewards :

Timekeeper : Richard Evans

Results can be found at www.tsl-timing.com

Printed - 09:07 Friday, 03 June 2022



BMCRC - MRO Championships 2022 - Rnd 4 @ Oulton Park

BMCRC Thunderbike Ultra

QUALIFYING - SECTOR ANALYSIS



SECTOR 1 = FL to I1, SECTOR 2 = I1 to FL, DIFF = Difference To Personal Best Lap, P = Crossed Finish Line in Pit Lane, D = Time Disallowed

P1		275 U		Mark WILBY		Suzuki GSXR1000 - Stannah Stairlifts	
IDEAL LAP TIME : 2:00.534		BEST LAP TIME : 2:00.534		DIFFERENCE : 0.000			
LAP	SECTOR 1	SECTOR 2	LAP TIME	MPH	DIFF	TIME OF DAY	
1 -	1:38.215	34.195	2:12.410	73.19	11.876	08:54:20.475	
2 -	1:28.571	33.484	2:02.055 (3)	79.40	1.521	08:56:22.530	
3 -	1:28.388	32.959	2:01.347 (2)	79.86	0.813	08:58:23.877	
4 -	1:31.091	34.221	2:05.312	77.33	4.778	09:00:29.189	
5 -	1:30.530	34.150	2:04.680	77.72	4.146	09:02:33.869	
6 -	1:28.040	32.494	2:00.534 (1)	80.40		09:04:34.403	

P2		28 U		Greg ALLSOP		Yamaha R1 - Allsop Construction Services Ltd	
IDEAL LAP TIME : 2:02.205		BEST LAP TIME : 2:02.376		DIFFERENCE : 0.171			
LAP	SECTOR 1	SECTOR 2	LAP TIME	MPH	DIFF	TIME OF DAY	
1 -	1:47.678	35.181	2:22.859	67.83	20.483	08:54:48.500	
2 -	1:33.645	33.784	2:07.429	76.05	5.053	08:56:55.929	
3 -	1:30.743	32.806	2:03.549 (2)	78.44	1.173	08:58:59.478	
4 -	1:29.443	32.933	2:02.376 (1)	79.19		09:01:01.854	
5 -	1:31.423	32.762	2:04.185 (3)	78.03	1.809	09:03:06.039	
6 -	1:30.206	IN PIT	2:16.178 P	71.16	13.802	09:05:22.217	

P3		258 U		Ade FRIEND		Kawasaki ZX10R - Flying colours Motorcycle Training	
IDEAL LAP TIME : 2:05.896		BEST LAP TIME : 2:05.896		DIFFERENCE : 0.000			
LAP	SECTOR 1	SECTOR 2	LAP TIME	MPH	DIFF	TIME OF DAY	
1 -	1:46.042	37.523	2:23.565	67.50	17.669	08:54:35.865	
2 -	1:36.340	35.929	2:12.269	73.26	6.373	08:56:48.134	
3 -	1:36.624	34.762	2:11.386	73.76	5.490	08:58:59.520	
4 -	1:33.550	34.123	2:07.673 (2)	75.90	1.777	09:01:07.193	
5 -	1:33.239	34.894	2:08.133 (3)	75.63	2.237	09:03:15.326	
6 -	1:32.009	33.887	2:05.896 (1)	76.97		09:05:21.222	

P4		29 U		Cecil DINSMORE		Suzuki GSXR 1000 - KnC Motorsport	
IDEAL LAP TIME : 2:06.551		BEST LAP TIME : 2:06.871		DIFFERENCE : 0.320			
LAP	SECTOR 1	SECTOR 2	LAP TIME	MPH	DIFF	TIME OF DAY	
1 -	1:45.986	36.610	2:22.596	67.96	15.725	08:54:33.918	
2 -	1:37.828	36.116	2:13.944	72.35	7.073	08:56:47.862	
3 -	1:36.671	34.241	2:10.912 (3)	74.02	4.041	08:58:58.774	
4 -	1:36.248	34.107	2:10.355 (2)	74.34	3.484	09:01:09.129	
5 -	1:32.444	34.427	2:06.871 (1)	76.38		09:03:16.000	
6 -	1:35.332	IN PIT	2:21.155 P	68.65	14.284	09:05:37.155	

P5		47 U		Daryl DANCE		Yamaha YZF R1 - 2 brothers scaffolding	
IDEAL LAP TIME : 2:07.578		BEST LAP TIME : 2:08.222		DIFFERENCE : 0.644			
LAP	SECTOR 1	SECTOR 2	LAP TIME	MPH	DIFF	TIME OF DAY	
1 -	1:39.026	35.663	2:14.689 (3)	71.95	6.467	08:54:22.993	
2 -	1:33.781	34.940	2:08.721 (2)	75.28	0.499	08:56:31.714	
3 -	1:33.770	34.452	2:08.222 (1)	75.58		08:58:39.936	
4 -	1:33.126	IN PIT	2:14.472 P	72.06	6.250	09:00:54.408	
5 -	OUTLAP	34.553	3:03.142	52.91	54.920	09:03:57.550	

P6		82 U		Matt HINNELLS		Yamaha R1 - BD Racing	
IDEAL LAP TIME : 2:08.224		BEST LAP TIME : 2:08.224		DIFFERENCE : 0.000			
LAP	SECTOR 1	SECTOR 2	LAP TIME	MPH	DIFF	TIME OF DAY	
1 -	1:47.931	37.136	2:25.067	66.80	16.843	08:54:47.300	
2 -	1:38.982	35.698	2:14.680	71.95	6.456	08:57:01.980	
3 -	1:35.556	34.968	2:10.524 (3)	74.24	2.300	08:59:12.504	
4 -	1:34.612	35.169	2:09.781 (2)	74.67	1.557	09:01:22.285	
5 -	1:33.438	34.786	2:08.224 (1)	75.58		09:03:30.509	
6 -	1:35.186	35.420	2:10.606	74.20	2.382	09:05:41.115	

BMCRC - MRO Championships 2022 - Rnd 4 @ Oulton Park

BMCRC Thunderbike Ultra

QUALIFYING - SECTOR ANALYSIS



SECTOR 1 = FL to I1, SECTOR 2 = I1 to FL, DIFF = Difference To Personal Best Lap, P = Crossed Finish Line in Pit Lane, D = Time Disallowed

P7 13 U		Doug EDMONDSON		Yamaha R1 - Stan Stephens Tuning			
IDEAL LAP TIME : 2:08.161		BEST LAP TIME : 2:08.326		DIFFERENCE : 0.165			
LAP	SECTOR 1	SECTOR 2	LAP TIME	MPH	DIFF	TIME OF DAY	
1 -	1:48.652	39.624	2:28.276	65.35	19.950	08:54:44.092	
2 -	1:41.161	37.995	2:19.156	69.64	10.830	08:57:03.248	
3 -	1:36.146	35.627	2:11.773	73.54	3.447	08:59:15.021	
4 -	1:33.703	35.718	2:09.421 (3)	74.88	1.095	09:01:24.442	
5 -	1:32.724	35.602	2:08.326 (1)	75.52		09:03:32.768	
6 -	1:33.401	35.437	2:08.838 (2)	75.22	0.512	09:05:41.606	

P8 7 U		Seb JENKINS		Suzuki GSX-R 1000 - Long hours and hard graft			
IDEAL LAP TIME : 2:09.298		BEST LAP TIME : 2:09.298		DIFFERENCE : 0.000			
LAP	SECTOR 1	SECTOR 2	LAP TIME	MPH	DIFF	TIME OF DAY	
1 -	1:52.657	38.767	2:31.424	64.00	22.126	08:55:06.932	
2 -	1:37.620	35.874	2:13.494	72.59	4.196	08:57:20.426	
3 -	1:36.627	36.037	2:12.664 (2)	73.05	3.366	08:59:33.090	
4 -	1:36.435	36.372	2:12.807 (3)	72.97	3.509	09:01:45.897	
5 -	1:34.551	34.747	2:09.298 (1)	74.95		09:03:55.195	

P9 41 U		Paul PRICE		Suzuki GSXR 1000 -			
IDEAL LAP TIME : 2:08.927		BEST LAP TIME : 2:09.730		DIFFERENCE : 0.803			
LAP	SECTOR 1	SECTOR 2	LAP TIME	MPH	DIFF	TIME OF DAY	
1 -	1:48.257	38.272	2:26.529 (3)	66.13	16.799	08:54:40.045	
2 -	1:35.995	35.758	2:11.753 (2)	73.55	2.023	08:56:51.798	
3 -	1:34.812	34.918	2:09.730 (1)	74.70		08:59:01.528	
4 -	1:34.009	IN PIT	2:15.386 P	71.58	5.656	09:01:16.914	

P10 5 U		Stacey KILLWORTH		Suzuki GSXR 1000 - Greenplant/Everns			
IDEAL LAP TIME : 2:09.886		BEST LAP TIME : 2:09.934		DIFFERENCE : 0.048			
LAP	SECTOR 1	SECTOR 2	LAP TIME	MPH	DIFF	TIME OF DAY	
1 -	1:45.294	37.883	2:23.177	67.68	13.243	08:54:35.733	
2 -	1:39.011	36.894	2:15.905	71.30	5.971	08:56:51.638	
3 -	1:37.238	36.379	2:13.617 (3)	72.53	3.683	08:59:05.255	
4 -	1:35.346	35.861	2:11.207 (2)	73.86	1.273	09:01:16.462	
5 -	1:34.120	35.814	2:09.934 (1)	74.58		09:03:26.396	
6 -	1:34.072	IN PIT	2:20.381 P	69.03	10.447	09:05:46.777	

P11 60 U		Liam McCARTER		Suzuki GSXR1000 - Katie McCarter			
IDEAL LAP TIME : 2:09.669		BEST LAP TIME : 2:10.875		DIFFERENCE : 1.206			
LAP	SECTOR 1	SECTOR 2	LAP TIME	MPH	DIFF	TIME OF DAY	
1 -	1:57.475	37.362	2:34.837 (3)	62.59	23.962	08:54:51.229	
2 -	1:37.775	35.709	2:13.484 (2)	72.60	2.609	08:57:04.713	
3 -	1:35.592	35.283	2:10.875 (1)	74.05		08:59:15.588	
4 -	1:34.386	IN PIT	6:29.663 P	24.87	4:18.788	09:05:45.251	

P12 103 U		Craig GOFFORD		Yamaha R1 4XV - Guardian warm roofs, Meala Racing Develop			
IDEAL LAP TIME : 2:11.618		BEST LAP TIME : 2:11.757		DIFFERENCE : 0.139			
LAP	SECTOR 1	SECTOR 2	LAP TIME	MPH	DIFF	TIME OF DAY	
1 -	1:48.063	38.760	2:26.823	66.00	15.066	08:54:39.816	
2 -	1:40.974	36.708	2:17.682	70.38	5.925	08:56:57.498	
3 -	1:37.533	35.404	2:12.937 (2)	72.90	1.180	08:59:10.435	
4 -	1:36.214	35.543	2:11.757 (1)	73.55		09:01:22.192	
5 -	1:37.723	35.636	2:13.359 (3)	72.67	1.602	09:03:35.551	
6 -	1:38.643	36.689	2:15.332	71.61	3.575	09:05:50.883	

BMCRC - MRO Championships 2022 - Rnd 4 @ Oulton Park

BMCRC Thunderbike Ultra

QUALIFYING - SECTOR ANALYSIS



SECTOR 1 = FL to I1, SECTOR 2 = I1 to FL, DIFF = Difference To Personal Best Lap, P = Crossed Finish Line in Pit Lane, D = Time Disallowed

P13 102 U		James FEARN		Suzuki GSXR1000 - Jwf tiling, palmer race skool, the factory			
IDEAL LAP TIME : 2:12.271		BEST LAP TIME : 2:12.271		DIFFERENCE : 0.000			
LAP	SECTOR 1	SECTOR 2	LAP TIME	MPH	DIFF	TIME OF DAY	
1 -	1:52.034	38.368	2:30.402	64.43	18.131	08:54:53.142	
2 -	1:41.468	36.846	2:18.314	70.06	6.043	08:57:11.456	
3 -	1:39.568	36.527	2:16.095 (3)	71.20	3.824	08:59:27.551	
4 -	1:38.675	36.615	2:15.290 (2)	71.63	3.019	09:01:42.841	
5 -	1:36.543	35.728	2:12.271 (1)	73.26		09:03:55.112	
6 -	1:42.455	IN PIT	2:31.325 P	64.04	19.054	09:06:26.437	

P14 334 U		Anthony BRANDISH		Suzuki GSXR 1000 - BW bespoke developments ltd			
IDEAL LAP TIME : 2:12.551		BEST LAP TIME : 2:12.898		DIFFERENCE : 0.347			
LAP	SECTOR 1	SECTOR 2	LAP TIME	MPH	DIFF	TIME OF DAY	
1 -	1:45.477	36.669	2:22.146	68.17	9.248	08:54:42.960	
2 -	1:44.005	36.626	2:20.631	68.91	7.733	08:57:03.591	
3 -	1:38.882	36.359	2:15.241	71.65	2.343	08:59:18.832	
4 -	1:37.219	36.285	2:13.504 (3)	72.59	0.606	09:01:32.336	
5 -	1:36.734	36.275	2:13.009 (2)	72.86	0.111	09:03:45.345	
6 -	1:37.081	35.817	2:12.898 (1)	72.92		09:05:58.243	

P15 449 U		Luke WALLINGTON		Yamaha R1 4C8 - BW Bespoke Developments Ltd			
IDEAL LAP TIME : 2:14.045		BEST LAP TIME : 2:14.045		DIFFERENCE : 0.000			
LAP	SECTOR 1	SECTOR 2	LAP TIME	MPH	DIFF	TIME OF DAY	
1 -	1:44.661	36.704	2:21.365 (2)	68.55	7.320	08:54:41.498	
2 -	1:59.236	IN PIT	2:42.456 P	59.65	28.411	08:57:23.954	
3 -	OUTLAP	36.348	4:49.542	33.47	2:35.497	09:02:13.496	
4 -	1:38.178	35.867	2:14.045 (1)	72.29		09:04:27.541	

P16 4 U		Hayden KILLWORTH		Honda SK BLADE 954 - Stacey Killworth & Alex Killworth			
IDEAL LAP TIME : 2:14.425		BEST LAP TIME : 2:14.425		DIFFERENCE : 0.000			
LAP	SECTOR 1	SECTOR 2	LAP TIME	MPH	DIFF	TIME OF DAY	
1 -	1:59.254	41.096	2:40.350	60.43	25.925	08:55:04.572	
2 -	1:48.219	39.429	2:27.648	65.63	13.223	08:57:32.220	
3 -	1:40.793	38.530	2:19.323 (3)	69.55	4.898	08:59:51.543	
4 -	1:41.285	37.559	2:18.844 (2)	69.79	4.419	09:02:10.387	
5 -	1:37.966	36.459	2:14.425 (1)	72.09		09:04:24.812	

P17 460 U		Simon GATES		Yamaha YZF R1 - No Tallentino Racing Team FATI			
IDEAL LAP TIME : 2:15.834		BEST LAP TIME : 2:16.422		DIFFERENCE : 0.588			
LAP	SECTOR 1	SECTOR 2	LAP TIME	MPH	DIFF	TIME OF DAY	
1 -	1:51.758	38.321	2:30.079	64.57	13.657	08:54:52.695	
2 -	1:44.069	37.310	2:21.379	68.54	4.957	08:57:14.074	
3 -	1:41.447	36.895	2:18.342 (3)	70.05	1.920	08:59:32.416	
4 -	1:40.446	37.218	2:17.664 (2)	70.39	1.242	09:01:50.080	
5 -	1:38.939	37.483	2:16.422 (1)	71.03		09:04:06.502	

P18 19 U		Tyler DONOVAN		Kawasaki ZX10R -			
IDEAL LAP TIME : 2:13.489		BEST LAP TIME : 2:18.019		DIFFERENCE : 4.530			
LAP	SECTOR 1	SECTOR 2	LAP TIME	MPH	DIFF	TIME OF DAY	
1 -	1:52.804	38.379	2:31.183 (2)	64.10	13.164	08:55:11.282	
2 -	1:40.779	37.240	2:18.019 (1)	70.21		08:57:29.301	

BMCRC - MRO Championships 2022 - Rnd 4 @ Oulton Park

BMCRC Thunderbike Ultra

QUALIFYING - SECTOR ANALYSIS



SECTOR 1 = FL to I1, SECTOR 2 = I1 to FL, DIFF = Difference To Personal Best Lap, P = Crossed Finish Line in Pit Lane, D = Time Disallowed

P19 84 U		Ricardo BRANCO		Yamaha R1 - IMP Racing		
IDEAL LAP TIME : 2:21.603		BEST LAP TIME : 2:21.603		DIFFERENCE : 0.000		
LAP	SECTOR 1	SECTOR 2	LAP TIME	MPH	DIFF	TIME OF DAY
1 -	2:01.377	39.711	2:41.088	60.16	19.485	08:55:16.855
2 -	1:49.991	39.719	2:29.710	64.73	8.107	08:57:46.565
3 -	1:48.561	40.895	2:29.456 (3)	64.84	7.853	09:00:16.021
4 -	1:48.020	38.384	2:26.404 (2)	66.19	4.801	09:02:42.425
5 -	1:43.488	38.115	2:21.603 (1)	68.43		09:05:04.028

P20 8 U		Dave SAUNDERS		Suzuki GSXR1000 - Mum/Dad/JW MOT/Parks Utility		
IDEAL LAP TIME : 2:23.926		BEST LAP TIME : 2:25.266		DIFFERENCE : 1.340		
LAP	SECTOR 1	SECTOR 2	LAP TIME	MPH	DIFF	TIME OF DAY
1 -	2:00.322	40.906	2:41.228	60.10	15.962	08:55:15.420
2 -	1:48.914	39.611	2:28.525	65.25	3.259	08:57:43.945
3 -	1:45.651	40.667	2:26.318 (2)	66.23	1.052	09:00:10.263
4 -	1:44.315	40.951	2:25.266 (1)	66.71		09:02:35.529
5 -	1:47.806	40.167	2:27.973 (3)	65.49	2.707	09:05:03.502

P21 63 U		Matthew WREN		Suzuki GSXR - TBR performance		
IDEAL LAP TIME : 2:27.778		BEST LAP TIME : 2:28.371		DIFFERENCE : 0.593		
LAP	SECTOR 1	SECTOR 2	LAP TIME	MPH	DIFF	TIME OF DAY
1 -	1:53.543	42.214	2:35.757	62.22	7.386	08:55:00.821
2 -	1:51.086	40.321	2:31.407 (3)	64.00	3.036	08:57:32.228
3 -	1:47.457	41.480	2:28.937 (2)	65.06	0.566	09:00:01.165
4 -	1:52.504	41.419	2:33.923	62.96	5.552	09:02:35.088
5 -	1:47.617	40.754	2:28.371 (1)	65.31		09:05:03.459

P22 24 U		Mark REYNOLDS		Aprilia MILLE -		
IDEAL LAP TIME : 2:28.995		BEST LAP TIME : 2:29.153		DIFFERENCE : 0.158		
LAP	SECTOR 1	SECTOR 2	LAP TIME	MPH	DIFF	TIME OF DAY
1 -	2:12.720	46.066	2:58.786	54.20	29.633	08:55:34.113
2 -	1:58.515	42.598	2:41.113	60.15	11.960	08:58:15.226
3 -	1:51.314	41.938	2:33.252 (3)	63.23	4.099	09:00:48.478
4 -	1:48.948	40.621	2:29.569 (2)	64.79	0.416	09:03:18.047
5 -	1:48.374	40.779	2:29.153 (1)	64.97		09:05:47.200

P23 888 U		Paul FAGG		Yamaha R1 4C8 -		
IDEAL LAP TIME : 2:37.938		BEST LAP TIME : 2:41.013		DIFFERENCE : 3.075		
LAP	SECTOR 1	SECTOR 2	LAP TIME	MPH	DIFF	TIME OF DAY
1 -	2:07.738	44.478	2:52.216 (3)	56.27	11.203	08:55:28.556
2 -	1:59.240	41.873	2:41.113 (2)	60.15	0.100	08:58:09.669
3 -	1:56.065	44.948	2:41.013 (1)	60.18		09:00:50.682
4 -	1:59.324	IN PIT	2:48.652 P	57.46	7.639	09:03:39.334

P24 20 U		Connor SWYER		Suzuki GSXR 1000 K6 - WSC Performace & lleithyr farm		
IDEAL LAP TIME :		BEST LAP TIME :		DIFFERENCE :		
LAP	SECTOR 1	SECTOR 2	LAP TIME	MPH	DIFF	TIME OF DAY
1 -	1:50.432	IN PIT	2:37.916 P	61.36		08:54:46.945

BMCRC - MRO Championships 2022 - Rnd 4 @ Oulton Park

BMCRC Thunderbike Ultra

QUALIFYING - BEST SECTORS

SECTOR 1			SECTOR 2			IDEAL / BEST COMPARISON						
POS	NO	NAME	TIME	NO	NAME	TIME	POS	NO	NAME	IDEAL	BEST	DIFF
									PERFECT LAP	2:00.534		
1	275	WILBY	1:28.040	275	WILBY	32.494	1	275	WILBY	2:00.534	2:00.534	0.000
2	28	ALLSOP	1:29.443	28	ALLSOP	32.762	2	28	ALLSOP	2:02.205	2:02.376	0.171
3	258	FRIEND	1:32.009	258	FRIEND	33.887	3	258	FRIEND	2:05.896	2:05.896	0.000
4	29	DINSMORE	1:32.444	29	DINSMORE	34.107	4	29	DINSMORE	2:06.551	2:06.871	0.320
5	13	EDMONDSON	1:32.724	47	DANCE	34.452	5	47	DANCE	2:07.578	2:08.222	0.644
6	47	DANCE	1:33.126	7	JENKINS	34.747	6	13	EDMONDSON	2:08.161	2:08.326	0.165
7	82	HINNELLS	1:33.438	82	HINNELLS	34.786	7	82	HINNELLS	2:08.224	2:08.224	0.000
8	41	PRICE	1:34.009	41	PRICE	34.918	8	41	PRICE	2:08.927	2:09.730	0.803
9	5	KILLWORTH	1:34.072	60	McCARTER	35.283	9	7	JENKINS	2:09.298	2:09.298	0.000
10	60	McCARTER	1:34.386	103	GOFFORD	35.404	10	60	McCARTER	2:09.669	2:10.875	1.206
11	7	JENKINS	1:34.551	13	EDMONDSON	35.437	11	5	KILLWORTH	2:09.886	2:09.934	0.048
12	103	GOFFORD	1:36.214	102	FEARN	35.728	12	103	GOFFORD	2:11.618	2:11.757	0.139
13	19	DONOVAN	1:36.249	5	KILLWORTH	35.814	13	102	FEARN	2:12.271	2:12.271	0.000
14	102	FEARN	1:36.543	334	BRANDISH	35.817	14	334	BRANDISH	2:12.551	2:12.898	0.347
15	334	BRANDISH	1:36.734	449	WALLINGTON	35.867	15	19	DONOVAN	2:13.489	2:18.019	4.530
16	4	KILLWORTH	1:37.966	4	KILLWORTH	36.459	16	449	WALLINGTON	2:14.045	2:14.045	0.000
17	449	WALLINGTON	1:38.178	460	GATES	36.895	17	4	KILLWORTH	2:14.425	2:14.425	0.000
18	460	GATES	1:38.939	19	DONOVAN	37.240	18	460	GATES	2:15.834	2:16.422	0.588
19	84	BRANCO	1:43.488	84	BRANCO	38.115	19	84	BRANCO	2:21.603	2:21.603	0.000
20	8	SAUNDERS	1:44.315	8	SAUNDERS	39.611	20	8	SAUNDERS	2:23.926	2:25.266	1.340
21	63	WREN	1:47.457	63	WREN	40.321	21	63	WREN	2:27.778	2:28.371	0.593
22	24	REYNOLDS	1:48.374	24	REYNOLDS	40.621	22	24	REYNOLDS	2:28.995	2:29.153	0.158
23	20	SWYER	1:50.432	888	FAGG	41.873	23	888	FAGG	2:37.938	2:41.013	3.075
24	888	FAGG	1:56.065				24	20	SWYER			

BMCRC - MRO Championships 2022 - Rnd 4 @ Oulton Park

BMCRC Thunderbike Ultra

QUALIFYING - STATISTICS

Competitors Started	24
Planned Start	2022-06-03 @ 08:50:00.000
Actual Start	2022-06-03 @ 08:52:03.851
Finish Time	2022-06-03 @ 09:03:55.194
Track Length	2.6920mi.
Total Laps	119
Total Distance Covered	320.3513mi.

Session Fastest Lap History

NO	NAME	LAP TIME	TIME OF DAY	LAP	VEHICLE
275	Mark WILBY	2:12.410	08:54:20.491	1	Suzuki GSXR1000
275	Mark WILBY	2:02.055	08:56:22.547	2	Suzuki GSXR1000
275	Mark WILBY	2:01.347	08:58:23.893	3	Suzuki GSXR1000
275	Mark WILBY	2:00.534	09:04:34.419	6	Suzuki GSXR1000

Flag History

TYPE	TIME OF DAY
GREEN	08:52:03.851
FINISH	09:03:55.194

Flag Statistics

TYPE	COUNT	TOTAL LAPS	TOTAL TIME
Green	1	6	14:55.738
Red	0	0	0.000
Safety Car	0	0	0.000
FCY	0	0	0.000

BMCRC - MRO Championships 2022 - Rnd 4 @ Oulton Park

BMCRC Thunderbike Ultra

RACE 2 - GRID (6 Laps)



ROW 9	26	71 Ritchie THORNTON	25	45 Chad HASHMI		
ROW 8	24	20 Connor SWYER	23	888 Paul FAGG	22	24 Mark REYNOLDS
ROW 7	21	63 Matthew WREN	20	8 Dave SAUNDERS	19	84 Ricardo BRANCO
ROW 6	18	19 Tyler DONOVAN	17	460 Simon GATES	16	4 Hayden KILLWORTH
ROW 5	15	449 Luke WALLINGTON	14	334 Anthony BRANDISH	13	102 James FEARN
ROW 4	12	103 Craig GOFFORD	11	60 Liam McCARTER	10	5 Stacey KILLWORTH
ROW 3	9	41 Paul PRICE	8	7 Seb JENKINS	7	13 Doug EDMONDSON
ROW 2	6	82 Matt HINNELLS	5	47 Daryl DANCE	4	29 Cecil DINSMORE
ROW 1	3	258 Ande FRIEND	2	28 Greg ALLSOP	1	275 Mark WILBY
Pole						

Oulton Park International: 2.6920 miles

These results are provisional until the conclusion of any judicial and technical matters.

Clerk Of Course :	Stewards :	Timekeeper : Richard Evans
-------------------	------------	----------------------------

Results can be found at www.tsl-timing.com

Printed - 09:08 Friday, 03 June 2022



BMCRC - MRO Championships 2022 - Rnd 4 @ Oulton Park

BMCRC Thunderbike Ultra

RACE 2 - CLASSIFICATION



POS	NO	NAME	ENTRY	LAPS	TIME	GAP	DIFF	MPH	BEST	ON
1	275	Mark WILBY	Suzuki GSXR1000 - Stannah Stairlifts	5	9:01.413			89.50	1:47.233	3
2	47	Daryl DANCE	Yamaha YZF R1 - 2 brothers scaffolding	5	9:04.869	3.456	3.456	88.93	1:46.784	2
3	449	Luke WALLINGTON	Yamaha R1 4C8 - BW Bespoke Developments Ltd	5	9:06.952	5.539	2.083	88.59	1:47.384	5
4	71	Ritchie THORNTON	Kawasaki ZX7R - Team 71	5	9:19.679	18.266	12.727	86.57	1:48.585	5
5	102	James FEARN	Suzuki GSXR1000 - Jwf tiling, palmer race skool, th	5	9:21.234	19.821	1.555	86.33	1:50.528	4
6	7	Seb JENKINS	Suzuki GSX-R 1000 - Long hours and hard graft	5	9:21.323	19.910	0.089	86.32	1:50.248	3
7	29	Cecil DINSMORE	Suzuki GSXR 1000 - KnC Motorsport	5	9:22.264	20.851	0.941	86.18	1:51.424	2
8	82	Matt HINNELLS	Yamaha R1 - BD Racing	5	9:22.486	21.073	0.222	86.14	1:49.928	5
9	13	Doug EDMONDSON	Yamaha R1 - Stan Stephens Tuning	5	9:23.285	21.872	0.799	86.02	1:50.535	2
10	258	Ande FRIEND	Kawasaki ZX10R - Flying colours Motorcycle Trainin	5	9:23.782	22.369	0.497	85.94	1:51.241	2
11	5	Stacey KILLWORTH	Suzuki GSXR 1000 - Greenplant/Everns	5	9:24.093	22.680	0.311	85.90	1:50.403	5
12	63	Matthew WREN	Suzuki GSXR - TBR performance	5	9:26.269	24.856	2.176	85.57	1:49.317	5
13	45*	Chad HASHMI	Suzuki GSXR1000 -	5	9:28.694	27.281	2.425	85.20	1:49.481	3
14	460	Simon GATES	Yamaha YZF R1 - No Tallentino Racing Team FATI	5	9:29.874	28.461	1.180	85.03	1:50.712	5
15	60	Liam McCARTER	Suzuki GSXR1000 - Katie McCarter	5	9:40.956	39.543	11.082	83.40	1:54.405	4
16	20	Connor SWYER	Suzuki GSXR 1000 K6 - WSC Performance & lleithyr t	5	9:44.142	42.729	3.186	82.95	1:53.578	2
17	8	Dave SAUNDERS	Suzuki GSXR1000 - Mum/Dad/JW MOT/Parks Utility	5	9:51.193	49.780	7.051	81.96	1:55.705	2
18	84	Ricardo BRANCO	Yamaha R1 - IMP Racing	5	9:51.570	50.157	0.377	81.91	1:55.345	5
19	19	Tyler DONOVAN	Kawasaki ZX10R -	5	10:07.760	1:06.347	16.190	79.72	1:53.230	2
20	103	Craig GOFFORD	Yamaha R1 4XV - Guardian warm roofs, Meala Raci	5	10:26.446	1:25.033	18.686	77.35	2:00.314	5
21	888	Paul FAGG	Yamaha R1 4C8 -	5	10:45.212	1:43.799	18.766	75.10	2:06.998	4

NOT CLASSIFIED

DNF	4	Hayden KILLWORTH	Honda SK BLADE 954 - Stacey Killworth & Alex Killw	3	6:19.216	2 Laps	2 Laps	76.66	2:01.187	2
DNF	41	Paul PRICE	Suzuki GSXR 1000 -	1	2:15.518	4 Laps	2 Laps	71.51		
DNF	24	Mark REYNOLDS	Aprilia MILLE -	1	2:20.997	4 Laps	5.479	68.73		
EX	28	Greg ALLSOP	Yamaha R1 - Allsop Construction Services ltd	0						

FASTEST LAP

47	Daryl DANCE	Yamaha YZF R1 - 2 brothers scaffolding	2	1:46.784	90.75 mph	146.05 kph
----	-------------	--	---	----------	-----------	------------

#45 - 10 Second penalty - Overtaking under yellow flags

#28 - Excluded from race results - Failed post race technical checks.

92.5% of Race Speed = 82.78 mph

Weather / Track : Sunny / Dry

These results are provisional until the conclusion of any judicial and technical matters.

Race Distance: 5 Laps / 13.46 miles
Oulton Park International: 2.6920 miles
Date: 03/06/2022 Start: 11:49 Finish: 11:58

Clerk Of Course :	Stewards :	Timekeeper : Richard Evans
-------------------	------------	----------------------------

Results can be found at www.tsl-timing.com

Printed - 12:35 Friday, 03 June 2022



BMCRC - MRO Championships 2022 - Rnd 4 @ Oulton Park

BMCRC Thunderbike Ultra

RACE 2 - LAP CHART

LAP 1 @ 11:51:34.970

NO	BEHIND	LAP TIME
275		1:51.368
47	0.914	1:52.282
29	3.395	1:54.763
449	4.441	1:55.809
258	4.998	1:56.366
82	5.593	1:56.961
13	6.336	1:57.704
5	6.715	1:58.083
102	7.102	1:58.470
45	7.274	1:58.642
7	7.520	1:58.888
460	10.405	2:01.773
60	10.626	2:01.994
71	10.750	2:02.118
63	10.758	2:02.126
19	12.164	2:03.532
84	12.645	2:04.013
20	13.151	2:04.519
8	13.616	2:04.984
4	16.859	2:08.227
888	23.569	2:14.937
41	24.150	2:15.518 P
24	29.629	2:20.997
103	31.109	2:22.477

LAP 2 @ 11:53:22.368

NO	BEHIND	LAP TIME
275		1:47.398
47	0.300	1:46.784
449	5.397	1:48.354
29	7.421	1:51.424
258	8.841	1:51.241
13	9.473	1:50.535
82	10.093	1:51.898
102	10.399	1:50.695
45	10.504	1:50.628
7	11.735	1:51.613
5	12.062	1:52.745
71	12.160	1:48.808
63	17.171	1:53.811
460	17.354	1:54.347
60	17.888	1:54.660
19	17.996	1:53.230
20	19.331	1:53.578
8	21.923	1:55.705
84	23.611	1:58.364
4	30.648	2:01.187
888	43.876	2:07.705
103	45.145	2:01.434

LAP 3 @ 11:55:09.601

NO	BEHIND	LAP TIME
275		1:47.233
47	0.391	1:47.324
449	5.978	1:47.814
29	12.569	1:52.381
45	12.752	1:49.481
258	13.750	1:52.142
102	13.992	1:50.826
7	14.750	1:50.248
71	15.185	1:50.258
13	15.691	1:53.451

82	15.818	1:52.958
5	16.587	1:51.758
63	20.790	1:50.852
460	22.112	1:51.991
60	25.772	1:55.117
20	27.159	1:55.061
8	30.606	1:55.916
84	34.169	1:57.791
19	50.159	2:19.396
4	53.217	2:09.802 P
103	59.648	2:01.736
888	1:04.501	2:07.858

LAP 4 @ 11:56:57.015

NO	BEHIND	LAP TIME
275		1:47.414
47	0.521	1:47.544
449	6.155	1:47.591
45	15.328	1:49.990
102	17.106	1:50.528
29	17.306	1:52.151
7	17.593	1:50.257
71	17.681	1:49.910
258	18.244	1:51.908
13	18.830	1:50.553
82	19.145	1:50.741
5	20.277	1:51.104
63	23.539	1:50.163
460	25.749	1:51.051
60	32.763	1:54.405
20	33.938	1:54.193
8	40.194	1:57.002
84	42.812	1:56.057
19	58.378	1:55.633
103	1:12.719	2:00.485
888	1:24.085	2:06.998

LAP 5 @ 11:58:45.015

NO	BEHIND	LAP TIME
275		1:48.000
47	3.456	1:50.935
449	5.539	1:47.384
45	17.281	1:49.953
71	18.266	1:48.585
102	19.821	1:50.715
7	19.910	1:50.317
29	20.851	1:51.545
82	21.073	1:49.928
13	21.872	1:51.042
258	22.369	1:52.125
5	22.680	1:50.403
63	24.856	1:49.317
460	28.461	1:50.712
60	39.543	1:54.780
20	42.729	1:56.791
8	49.780	1:57.586
84	50.157	1:55.345
19	1:06.347	1:55.969
103	1:25.033	2:00.314
888	1:43.799	2:07.714

BMCRC - MRO Championships 2022 - Rnd 4 @ Oulton Park

BMCRC Thunderbike Ultra

RACE 2 - SECTOR ANALYSIS



SECTOR 1 = FL to I1, SECTOR 2 = I1 to FL, DIFF = Difference To Personal Best Lap, P = Crossed Finish Line in Pit Lane, D = Time Disallowed

P1 275 U		Mark WILBY		Suzuki GSXR1000 - Stannah Stairlifts		
IDEAL LAP TIME : 1:46.880		BEST LAP TIME : 1:47.233		DIFFERENCE : 0.353		
LAP	SECTOR 1	SECTOR 2	LAP TIME	MPH	DIFF	TIME OF DAY
1 -		29.234	1:51.368	87.02	4.135	11:51:34.970
2 -	1:18.124	29.274	1:47.398 (2)	90.23	0.165	11:53:22.368
3 -	1:17.646	29.587	1:47.233 (1)	90.37		11:55:09.601
4 -	1:18.136	29.278	1:47.414 (3)	90.22	0.181	11:56:57.015
5 -	1:18.493	29.507	1:48.000	89.73	0.767	11:58:45.015

P2 47 U		Daryl DANCE		Yamaha YZF R1 - 2 brothers scaffolding		
IDEAL LAP TIME : 1:46.569		BEST LAP TIME : 1:46.784		DIFFERENCE : 0.215		
LAP	SECTOR 1	SECTOR 2	LAP TIME	MPH	DIFF	TIME OF DAY
1 -		28.994	1:52.282	86.31	5.498	11:51:35.884
2 -	1:17.575	29.209	1:46.784 (1)	90.75		11:53:22.668
3 -	1:18.262	29.062	1:47.324 (2)	90.29	0.540	11:55:09.992
4 -	1:18.144	29.400	1:47.544 (3)	90.11	0.760	11:56:57.536
5 -	1:20.206	30.729	1:50.935	87.36	4.151	11:58:48.471

P3 449 U		Luke WALLINGTON		Yamaha R1 4C8 - BW Bespoke Developments Ltd		
IDEAL LAP TIME : 1:47.277		BEST LAP TIME : 1:47.384		DIFFERENCE : 0.107		
LAP	SECTOR 1	SECTOR 2	LAP TIME	MPH	DIFF	TIME OF DAY
1 -		29.525	1:55.809	83.68	8.425	11:51:39.411
2 -	1:18.901	29.453	1:48.354	89.44	0.970	11:53:27.765
3 -	1:18.254	29.560	1:47.814 (3)	89.88	0.430	11:55:15.579
4 -	1:18.199	29.392	1:47.591 (2)	90.07	0.207	11:57:03.170
5 -	1:18.306	29.078	1:47.384 (1)	90.24		11:58:50.554

P4 71 U		Ritchie THORNTON		Kawasaki ZX7R - Team 71		
IDEAL LAP TIME : 1:47.522		BEST LAP TIME : 1:48.585		DIFFERENCE : 1.063		
LAP	SECTOR 1	SECTOR 2	LAP TIME	MPH	DIFF	TIME OF DAY
1 -		30.957	2:02.118	79.35	13.533	11:51:45.720
2 -	1:18.458	30.350	1:48.808 (2)	89.06	0.223	11:53:34.528
3 -	1:20.166	30.092	1:50.258	87.89	1.673	11:55:24.786
4 -	1:19.908	30.002	1:49.910 (3)	88.17	1.325	11:57:14.696
5 -	1:19.521	29.064	1:48.585 (1)	89.25		11:59:03.281

P5 102 U		James FEARN		Suzuki GSXR1000 - Jwf tiling, palmer race skool, the factory		
IDEAL LAP TIME : 1:50.037		BEST LAP TIME : 1:50.528		DIFFERENCE : 0.491		
LAP	SECTOR 1	SECTOR 2	LAP TIME	MPH	DIFF	TIME OF DAY
1 -		30.426	1:58.470	81.80	7.942	11:51:42.072
2 -	1:20.595	30.100	1:50.695 (2)	87.54	0.167	11:53:32.767
3 -	1:20.955	29.871	1:50.826	87.44	0.298	11:55:23.593
4 -	1:20.565	29.963	1:50.528 (1)	87.68		11:57:14.121
5 -	1:20.166	30.549	1:50.715 (3)	87.53	0.187	11:59:04.836

P6 7 U		Seb JENKINS		Suzuki GSX-R 1000 - Long hours and hard graft		
IDEAL LAP TIME : 1:50.043		BEST LAP TIME : 1:50.248		DIFFERENCE : 0.205		
LAP	SECTOR 1	SECTOR 2	LAP TIME	MPH	DIFF	TIME OF DAY
1 -		30.341	1:58.888	81.51	8.640	11:51:42.490
2 -	1:21.102	30.511	1:51.613	86.82	1.365	11:53:34.103
3 -	1:20.368	29.880	1:50.248 (1)	87.90		11:55:24.351
4 -	1:20.164	30.093	1:50.257 (2)	87.89	0.009	11:57:14.608
5 -	1:20.438	29.879	1:50.317 (3)	87.84	0.069	11:59:04.925

BMCRC - MRO Championships 2022 - Rnd 4 @ Oulton Park

BMCRC Thunderbike Ultra

RACE 2 - SECTOR ANALYSIS



SECTOR 1 = FL to I1, SECTOR 2 = I1 to FL, DIFF = Difference To Personal Best Lap, P = Crossed Finish Line in Pit Lane, D = Time Disallowed

P7 29 U		Cecil DINSMORE		Suzuki GSXR 1000 - KnC Motorsport		
IDEAL LAP TIME : 1:50.880		BEST LAP TIME : 1:51.424		DIFFERENCE : 0.544		
LAP	SECTOR 1	SECTOR 2	LAP TIME	MPH	DIFF	TIME OF DAY
1 -		29.867	1:54.763	84.44	3.339	11:51:38.365
2 -	1:21.013	30.411	1:51.424 (1)	86.97		11:53:29.789
3 -	1:22.255	30.126	1:52.381	86.23	0.957	11:55:22.170
4 -	1:21.855	30.296	1:52.151 (3)	86.41	0.727	11:57:14.321
5 -	1:21.519	30.026	1:51.545 (2)	86.88	0.121	11:59:05.866

P8 82 U		Matt HINNELLS		Yamaha R1 - BD Racing		
IDEAL LAP TIME : 1:49.928		BEST LAP TIME : 1:49.928		DIFFERENCE : 0.000		
LAP	SECTOR 1	SECTOR 2	LAP TIME	MPH	DIFF	TIME OF DAY
1 -		30.066	1:56.961	82.85	7.033	11:51:40.563
2 -	1:21.664	30.234	1:51.898 (3)	86.60	1.970	11:53:32.461
3 -	1:22.652	30.306	1:52.958	85.79	3.030	11:55:25.419
4 -	1:20.592	30.149	1:50.741 (2)	87.51	0.813	11:57:16.160
5 -	1:19.932	29.996	1:49.928 (1)	88.16		11:59:06.088

P9 13 U		Doug EDMONDSON		Yamaha R1 - Stan Stephens Tuning		
IDEAL LAP TIME : 1:50.397		BEST LAP TIME : 1:50.535		DIFFERENCE : 0.138		
LAP	SECTOR 1	SECTOR 2	LAP TIME	MPH	DIFF	TIME OF DAY
1 -		30.532	1:57.704	82.33	7.169	11:51:41.306
2 -	1:20.095	30.440	1:50.535 (1)	87.67		11:53:31.841
3 -	1:22.600	30.851	1:53.451	85.42	2.916	11:55:25.292
4 -	1:20.251	30.302	1:50.553 (2)	87.66	0.018	11:57:15.845
5 -	1:20.735	30.307	1:51.042 (3)	87.27	0.507	11:59:06.887

P10 258 U		Ande FRIEND		Kawasaki ZX10R - Flying colours Motorcycle Training		
IDEAL LAP TIME : 1:51.142		BEST LAP TIME : 1:51.241		DIFFERENCE : 0.099		
LAP	SECTOR 1	SECTOR 2	LAP TIME	MPH	DIFF	TIME OF DAY
1 -		30.238	1:56.366	83.28	5.125	11:51:39.968
2 -	1:21.164	30.077	1:51.241 (1)	87.11		11:53:31.209
3 -	1:22.164	29.978	1:52.142	86.41	0.901	11:55:23.351
4 -	1:21.775	30.133	1:51.908 (2)	86.60	0.667	11:57:15.259
5 -	1:21.891	30.234	1:52.125 (3)	86.43	0.884	11:59:07.384

P11 5 U		Stacey KILLWORTH		Suzuki GSXR 1000 - Greenplant/Everns		
IDEAL LAP TIME : 1:50.403		BEST LAP TIME : 1:50.403		DIFFERENCE : 0.000		
LAP	SECTOR 1	SECTOR 2	LAP TIME	MPH	DIFF	TIME OF DAY
1 -		30.601	1:58.083	82.07	7.680	11:51:41.685
2 -	1:21.719	31.026	1:52.745	85.95	2.342	11:53:34.430
3 -	1:21.137	30.621	1:51.758 (3)	86.71	1.355	11:55:26.188
4 -	1:20.491	30.613	1:51.104 (2)	87.22	0.701	11:57:17.292
5 -	1:20.239	30.164	1:50.403 (1)	87.78		11:59:07.695

P12 63 U		Matthew WREN		Suzuki GSXR - TBR performance		
IDEAL LAP TIME : 1:49.217		BEST LAP TIME : 1:49.317		DIFFERENCE : 0.100		
LAP	SECTOR 1	SECTOR 2	LAP TIME	MPH	DIFF	TIME OF DAY
1 -		31.594	2:02.126	79.35	12.809	11:51:45.728
2 -	1:22.445	31.366	1:53.811	85.15	4.494	11:53:39.539
3 -	1:20.866	29.986	1:50.852 (3)	87.42	1.535	11:55:30.391
4 -	1:20.236	29.927	1:50.163 (2)	87.97	0.846	11:57:20.554
5 -	1:19.290	30.027	1:49.317 (1)	88.65		11:59:09.871

BMCRC - MRO Championships 2022 - Rnd 4 @ Oulton Park

BMCRC Thunderbike Ultra

RACE 2 - SECTOR ANALYSIS



SECTOR 1 = FL to I1, SECTOR 2 = I1 to FL, DIFF = Difference To Personal Best Lap, P = Crossed Finish Line in Pit Lane, D = Time Disallowed

P13 45 U		Chad HASHMI		Suzuki GSXR1000 -		
IDEAL LAP TIME : 1:49.309		BEST LAP TIME : 1:49.481		DIFFERENCE : 0.172		
LAP	SECTOR 1	SECTOR 2	LAP TIME	MPH	DIFF	TIME OF DAY
1 -		29.823	1:58.642	81.68	9.161	11:51:42.244
2 -	1:20.562	30.066	1:50.628	87.60	1.147	11:53:32.872
3 -	1:20.257	29.224	1:49.481 (1)	88.52		11:55:22.353
4 -	1:20.186	29.804	1:49.990 (3)	88.11	0.509	11:57:12.343
5 -	1:20.085	29.868	1:49.953 (2)	88.14	0.472	11:59:02.296

P14 460 U		Simon GATES		Yamaha YZF R1 - No Tallentino Racing Team FATI		
IDEAL LAP TIME : 1:50.712		BEST LAP TIME : 1:50.712		DIFFERENCE : 0.000		
LAP	SECTOR 1	SECTOR 2	LAP TIME	MPH	DIFF	TIME OF DAY
1 -		30.978	2:01.773	79.58	11.061	11:51:45.375
2 -	1:23.332	31.015	1:54.347	84.75	3.635	11:53:39.722
3 -	1:21.538	30.453	1:51.991 (3)	86.53	1.279	11:55:31.713
4 -	1:20.809	30.242	1:51.051 (2)	87.26	0.339	11:57:22.764
5 -	1:20.599	30.113	1:50.712 (1)	87.53		11:59:13.476

P15 60 U		Liam McCARTER		Suzuki GSXR1000 - Katie McCarter		
IDEAL LAP TIME : 1:53.671		BEST LAP TIME : 1:54.405		DIFFERENCE : 0.734		
LAP	SECTOR 1	SECTOR 2	LAP TIME	MPH	DIFF	TIME OF DAY
1 -		31.894	2:01.994	79.44	7.589	11:51:45.596
2 -	1:22.359	32.301	1:54.660 (2)	84.52	0.255	11:53:40.256
3 -	1:23.331	31.786	1:55.117	84.18	0.712	11:55:35.373
4 -	1:23.093	31.312	1:54.405 (1)	84.71		11:57:29.778
5 -	1:23.143	31.637	1:54.780 (3)	84.43	0.375	11:59:24.558

P16 20 U		Connor SWYER		Suzuki GSXR 1000 K6 - WSC Performace & lleithyr farm		
IDEAL LAP TIME : 1:53.578		BEST LAP TIME : 1:53.578		DIFFERENCE : 0.000		
LAP	SECTOR 1	SECTOR 2	LAP TIME	MPH	DIFF	TIME OF DAY
1 -		31.366	2:04.519	77.82	10.941	11:51:48.121
2 -	1:22.810	30.768	1:53.578 (1)	85.32		11:53:41.699
3 -	1:23.052	32.009	1:55.061 (3)	84.22	1.483	11:55:36.760
4 -	1:23.074	31.119	1:54.193 (2)	84.86	0.615	11:57:30.953
5 -	1:24.839	31.952	1:56.791	82.97	3.213	11:59:27.744

P17 8 U		Dave SAUNDERS		Suzuki GSXR1000 - Mum/Dad/JW MOT/Parks Utility		
IDEAL LAP TIME : 1:55.218		BEST LAP TIME : 1:55.705		DIFFERENCE : 0.487		
LAP	SECTOR 1	SECTOR 2	LAP TIME	MPH	DIFF	TIME OF DAY
1 -		31.449	2:04.984	77.54	9.279	11:51:48.586
2 -	1:24.348	31.357	1:55.705 (1)	83.75		11:53:44.291
3 -	1:23.861	32.055	1:55.916 (2)	83.60	0.211	11:55:40.207
4 -	1:25.004	31.998	1:57.002 (3)	82.83	1.297	11:57:37.209
5 -	1:25.332	32.254	1:57.586	82.41	1.881	11:59:34.795

P18 84 U		Ricardo BRANCO		Yamaha R1 - IMP Racing		
IDEAL LAP TIME : 1:55.345		BEST LAP TIME : 1:55.345		DIFFERENCE : 0.000		
LAP	SECTOR 1	SECTOR 2	LAP TIME	MPH	DIFF	TIME OF DAY
1 -		31.343	2:04.013	78.14	8.668	11:51:47.615
2 -	1:26.573	31.791	1:58.364	81.87	3.019	11:53:45.979
3 -	1:25.865	31.926	1:57.791 (3)	82.27	2.446	11:55:43.770
4 -	1:24.284	31.773	1:56.057 (2)	83.50	0.712	11:57:39.827
5 -	1:24.159	31.186	1:55.345 (1)	84.02		11:59:35.172

BMCRC - MRO Championships 2022 - Rnd 4 @ Oulton Park

BMCRC Thunderbike Ultra

RACE 2 - SECTOR ANALYSIS



SECTOR 1 = FL to I1, SECTOR 2 = I1 to FL, DIFF = Difference To Personal Best Lap, P = Crossed Finish Line in Pit Lane, D = Time Disallowed

P19 19 U		Tyler DONOVAN		Kawasaki ZX10R -		
IDEAL LAP TIME : 1:53.230		BEST LAP TIME : 1:53.230		DIFFERENCE : 0.000		
LAP	SECTOR 1	SECTOR 2	LAP TIME	MPH	DIFF	TIME OF DAY
1 -		31.384	2:03.532	78.45	10.302	11:51:47.134
2 -	1:22.373	30.857	1:53.230 (1)	85.58		11:53:40.364
3 -	1:48.261	31.135	2:19.396	69.52	26.166	11:55:59.760
4 -	1:24.097	31.536	1:55.633 (2)	83.81	2.403	11:57:55.393
5 -	1:24.462	31.507	1:55.969 (3)	83.56	2.739	11:59:51.362

P20 103 U		Craig GOFFORD		Yamaha R1 4XV - Guardian warm roofs, Meala Racing Develop		
IDEAL LAP TIME : 2:00.223		BEST LAP TIME : 2:00.314		DIFFERENCE : 0.091		
LAP	SECTOR 1	SECTOR 2	LAP TIME	MPH	DIFF	TIME OF DAY
1 -		33.346	2:22.477	68.01	22.163	11:52:06.079
2 -	1:28.309	33.125	2:01.434 (3)	79.80	1.120	11:54:07.513
3 -	1:28.496	33.240	2:01.736	79.60	1.422	11:56:09.249
4 -	1:27.326	33.159	2:00.485 (2)	80.43	0.171	11:58:09.734
5 -	1:27.098	33.216	2:00.314 (1)	80.55		12:00:10.048

P21 888 U		Paul FAGG		Yamaha R1 4C8 -		
IDEAL LAP TIME : 2:06.114		BEST LAP TIME : 2:06.998		DIFFERENCE : 0.884		
LAP	SECTOR 1	SECTOR 2	LAP TIME	MPH	DIFF	TIME OF DAY
1 -		34.533	2:14.937	71.82	7.939	11:51:58.539
2 -	1:33.897	33.808	2:07.705 (2)	75.88	0.707	11:54:06.244
3 -	1:33.521	34.337	2:07.858	75.79	0.860	11:56:14.102
4 -	1:32.306	34.692	2:06.998 (1)	76.31		11:58:21.100
5 -	1:33.433	34.281	2:07.714 (3)	75.88	0.716	12:00:28.814

P22 4 U		Hayden KILLWORTH		Honda SK BLADE 954 - Stacey Killworth & Alex Killworth		
IDEAL LAP TIME : 2:00.680		BEST LAP TIME : 2:01.187		DIFFERENCE : 0.507		
LAP	SECTOR 1	SECTOR 2	LAP TIME	MPH	DIFF	TIME OF DAY
1 -		33.055	2:08.227	75.57	7.040	11:51:51.829
2 -	1:27.625	33.562	2:01.187 (1)	79.96		11:53:53.016
3 -	1:30.943	IN PIT	2:09.802 P	74.66	8.615	11:56:02.818

P23 41 U		Paul PRICE		Suzuki GSXR 1000 -		
IDEAL LAP TIME :		BEST LAP TIME :		DIFFERENCE :		
LAP	SECTOR 1	SECTOR 2	LAP TIME	MPH	DIFF	TIME OF DAY
1 -		IN PIT	2:15.518 P	71.51		11:51:59.120

P24 24 U		Mark REYNOLDS		Aprilia MILLE -		
IDEAL LAP TIME :		BEST LAP TIME :		DIFFERENCE :		
LAP	SECTOR 1	SECTOR 2	LAP TIME	MPH	DIFF	TIME OF DAY
1 -		36.242	2:20.997	68.73		11:52:04.599

BMCRC - MRO Championships 2022 - Rnd 4 @ Oulton Park

BMCRC Thunderbike Ultra

RACE 2 - BEST SECTORS

SECTOR 1			SECTOR 2			IDEAL / BEST COMPARISON						
POS	NO	NAME	TIME	NO	NAME	TIME	POS	NO	NAME	IDEAL	BEST	DIFF
									PERFECT LAP	1:46.569		
1	47	DANCE	1:17.575	47	DANCE	28.994	1	47	DANCE	1:46.569	1:46.784	0.215
2	275	WILBY	1:17.646	71	THORNTON	29.064	2	275	WILBY	1:46.880	1:47.233	0.353
3	449	WALLINGTON	1:18.199	449	WALLINGTON	29.078	3	449	WALLINGTON	1:47.277	1:47.384	0.107
4	71	THORNTON	1:18.458	45	HASHMI	29.224	4	71	THORNTON	1:47.522	1:48.585	1.063
5	63	WREN	1:19.290	275	WILBY	29.234	5	63	WREN	1:49.217	1:49.317	0.100
6	82	HINNELLS	1:19.932	29	DINSMORE	29.867	6	45	HASHMI	1:49.309	1:49.481	0.172
7	45	HASHMI	1:20.085	102	FEARN	29.871	7	82	HINNELLS	1:49.928	1:49.928	0.000
8	13	EDMONDSON	1:20.095	7	JENKINS	29.879	8	102	FEARN	1:50.037	1:50.528	0.491
9	7	JENKINS	1:20.164	63	WREN	29.927	9	7	JENKINS	1:50.043	1:50.248	0.205
10	102	FEARN	1:20.166	258	FRIEND	29.978	10	13	EDMONDSON	1:50.397	1:50.535	0.138
11	5	KILLWORTH	1:20.239	82	HINNELLS	29.996	11	5	KILLWORTH	1:50.403	1:50.403	0.000
12	460	GATES	1:20.599	460	GATES	30.113	12	460	GATES	1:50.712	1:50.712	0.000
13	29	DINSMORE	1:21.013	5	KILLWORTH	30.164	13	29	DINSMORE	1:50.880	1:51.424	0.544
14	258	FRIEND	1:21.164	13	EDMONDSON	30.302	14	258	FRIEND	1:51.142	1:51.241	0.099
15	60	McCARTER	1:22.359	20	SWYER	30.768	15	19	DONOVAN	1:53.230	1:53.230	0.000
16	19	DONOVAN	1:22.373	19	DONOVAN	30.857	16	20	SWYER	1:53.578	1:53.578	0.000
17	20	SWYER	1:22.810	84	BRANCO	31.186	17	60	McCARTER	1:53.671	1:54.405	0.734
18	8	SAUNDERS	1:23.861	60	McCARTER	31.312	18	8	SAUNDERS	1:55.218	1:55.705	0.487
19	84	BRANCO	1:24.159	8	SAUNDERS	31.357	19	84	BRANCO	1:55.345	1:55.345	0.000
20	103	GOFFORD	1:27.098	4	KILLWORTH	33.055	20	103	GOFFORD	2:00.223	2:00.314	0.091
21	4	KILLWORTH	1:27.625	103	GOFFORD	33.125	21	4	KILLWORTH	2:00.680	2:01.187	0.507
22	888	FAGG	1:32.306	888	FAGG	33.808	22	888	FAGG	2:06.114	2:06.998	0.884
23				24	REYNOLDS	36.242	23	24	REYNOLDS			
24							24	41	PRICE			
25												

BMCRC - MRO Championships 2022 - Rnd 4 @ Oulton Park

BMCRC Thunderbike Ultra

RACE 2 - STATISTICS

Competitors Started 25
Planned Start 2022-06-03 @ 12:05:00.000
Actual Start 2022-06-03 @ 11:49:43.601
Finish Time 2022-06-03 @ 11:58:34.547
Track Length 2.6920mi.
Total Laps 110
Total Distance Covered 296.1231mi.

Session Fastest Lap History

NO	NAME	LAP TIME	TIME OF DAY	LAP	VEHICLE
275	Mark WILBY	1:47.398	11:53:22.382	2	Suzuki GSXR1000
47	Daryl DANCE	1:46.784	11:53:22.702	2	Yamaha YZF R1

Session Leader History

NO	NAME	FROM LAP	LAPS LED	DISTANCE	VEHICLE
275	Mark WILBY	1	5	13.46 miles	Suzuki GSXR1000

Flag History

TYPE	TIME OF DAY
GREEN	11:49:43.601
FINISH	11:58:34.547

Flag Statistics

TYPE	COUNT	TOTAL LAPS	TOTAL TIME
Green	1	5	10:52.230
Red	0	0	0.000
Safety Car	0	0	0.000
FCY	0	0	0.000

BMCRC - MRO Championships 2022 - Rnd 4 @ Oulton Park

BMCRC Thunderbike Ultra

RACE 12 - GRID (6 Laps) - AMENDED



ROW 9		26	334 Anthony BRANDISH	25	24 Mark REYNOLDS					
ROW 8	24	888 Paul FAGG	2:06.998	23	4 Hayden KILLWORTH	2:01.187	22	103 Craig GOFFORD	2:00.314	
ROW 7		21	8 Dave SAUNDERS	1:55.705	20	84 Ricardo BRANCO	1:55.345	19	60 Liam McCARTER	1:54.405
ROW 6	18	20 Connor SWYER	1:53.578	17	19 Tyler DONOVAN	1:53.230	16	41 Paul PRICE		
ROW 5		15	29 Cecil DINSMORE	1:51.424	14	258 Ande FRIEND	1:51.241	13	460 Simon GATES	1:50.712
ROW 4	12	13 Doug EDMONDSON	1:50.535	11	102 James FEARN	1:50.528	10	5 Stacey KILLWORTH	1:50.403	
ROW 3		9	7 Seb JENKINS	1:50.248	8	28 Greg ALLSOP		7	82 Matt HINNELLS	1:49.928
ROW 2	6	45 Chad HASHMI	1:49.481	5	63 Matthew WREN	1:49.317	4	71 Ritchie THORNTON	1:48.585	
ROW 1		3	449 Luke WALLINGTON	1:47.384	2	275 Mark WILBY	1:47.233	1	47 Daryl DANCE	1:46.784
									Pole	

Oulton Park International: 2.6920 miles

These results are provisional until the conclusion of any judicial and technical matters.

Clerk Of Course :	Stewards :	Timekeeper : Richard Evans
-------------------	------------	----------------------------

Results can be found at www.tsl-timing.com

Printed - 13:12 Friday, 03 June 2022



BMCRC - MRO Championships 2022 - Rnd 4 @ Oulton Park

BMCRC Thunderbike Ultra

RACE 12 - CLASSIFICATION



POS	NO	NAME	ENTRY	LAPS	TIME	GAP	DIFF	MPH	BEST	ON
1	47	Daryl DANCE	Yamaha YZF R1 - 2 brothers scaffolding	3	5:24.568			89.57	1:45.958	2
2	275	Mark WILBY	Suzuki GSXR1000 - Stannah Stairlifts	3	5:27.253	2.685	2.685	88.84	1:47.036	3
3	45	Chad HASHMI	Suzuki GSXR1000 -	3	5:27.721	3.153	0.468	88.71	1:47.448	2
4	449	Luke WALLINGTON	Yamaha R1 4C8 - BW Bespoke Developments Ltd	3	5:27.901	3.333	0.180	88.66	1:47.078	3
5	7	Seb JENKINS	Suzuki GSX-R 1000 - Long hours and hard graft	3	5:33.392	8.824	5.491	87.20	1:48.599	3
6	102	James FEARN	Suzuki GSXR1000 - Jwf tiling, palmer race skool, th	3	5:36.632	12.064	3.240	86.36	1:50.041	2
7	13	Doug EDMONDSON	Yamaha R1 - Stan Stephens Tuning	3	5:37.621	13.053	0.989	86.11	1:50.019	3
8	460	Simon GATES	Yamaha YZF R1 - No Tallentino Racing Team FATI	3	5:38.105	13.537	0.484	85.99	1:49.688	2
9	258	Ande FRIEND	Kawasaki ZX10R - Flying colours Motorcycle Trainin	3	5:39.538	14.970	1.433	85.62	1:50.766	3
10	5	Stacey KILLWORTH	Suzuki GSXR 1000 - Greenplant/Everns	3	5:43.163	18.595	3.625	84.72	1:51.861	2
11	60	Liam McCARTER	Suzuki GSXR1000 - Katie McCarter	3	5:45.877	21.309	2.714	84.05	1:52.677	3
12	19	Tyler DONOVAN	Kawasaki ZX10R -	3	5:47.436	22.868	1.559	83.68	1:51.984	3
13	20	Connor SWYER	Suzuki GSXR 1000 K6 - WSC Performance & lleithyr l	3	5:51.750	27.182	4.314	82.65	1:52.632	3
14	84	Ricardo BRANCO	Yamaha R1 - IMP Racing	3	5:54.732	30.164	2.982	81.96	1:55.803	2
15	4	Hayden KILLWORTH	Honda SK BLADE 954 - Stacey Killworth & Alex Killw	3	5:56.941	32.373	2.209	81.45	1:55.486	2
16	8	Dave SAUNDERS	Suzuki GSXR1000 - Mum/Dad/JW MOT/Parks Utility	3	5:57.235	32.667	0.294	81.38	1:54.635	3
17	103	Craig GOFFORD	Yamaha R1 4XV - Guardian warm roofs, Meala Raci	3	6:13.396	48.828	16.161	77.86	2:01.568	3
18	24	Mark REYNOLDS	Aprilia MILLE -	2	4:14.413	1 Lap	1 Lap	76.18	2:04.868	2

NOT CLASSIFIED

DNF	82	Matt HINNELLS	Yamaha R1 - BD Racing	3	5:35.652	11.084	0.000	86.61	1:49.047	2
DNF	63	Matthew WREN	Suzuki GSXR - TBR performance	2	3:44.640	1 Lap	1 Lap	86.28	1:49.506	2
DNF	41	Paul PRICE	Suzuki GSXR 1000 -	2	4:37.040	1 Lap	52.400	69.96		
DNF	29	Cecil DINSMORE	Suzuki GSXR 1000 - KnC Motorsport	1	1:55.279	2 Laps	1 Lap	84.06		
DNF	71	Ritchie THORNTON	Kawasaki ZX7R - Team 71	0						
DNF	28	Greg ALLSOP	Yamaha R1 - Allsop Construction Services ltd	0						

FASTEST LAP

47	Daryl DANCE	Yamaha YZF R1 - 2 brothers scaffolding	2	1:45.958	91.46 mph	147.19 kph
----	-------------	--	---	----------	-----------	------------

92.5% of Race Speed = 82.85 mph

Red Flag (end of session): 15:47

Weather / Track : Cloudy / Dry

These results are provisional until the conclusion of any judicial and technical matters.

Race Distance: 3 Laps / 8.07 miles
Oulton Park International: 2.6920 miles
Date: 03/06/2022 Start: 15:41 Finish: 15:45

Clerk Of Course :	Stewards :	Timekeeper : Richard Evans
-------------------	------------	----------------------------

Results can be found at www.tsl-timing.com

Printed - 16:47 Friday, 03 June 2022



BMCRC - MRO Championships 2022 - Rnd 4 @ Oulton Park

BMCRC Thunderbike Ultra

RACE 12 - LAP CHART

LAP 1 @ 15:42:53.071		
NO	BEHIND	LAP TIME
47		1:51.279
45	0.851	1:52.130
275	1.436	1:52.715
449	1.778	1:53.057
7	3.539	1:54.818
63	3.855	1:55.134
29	4.000	1:55.279
102	5.108	1:56.387
82	5.213	1:56.492
13	5.730	1:57.009
258	6.477	1:57.756
460	7.347	1:58.626
5	7.364	1:58.643
60	9.120	2:00.399
19	11.067	2:02.346
84	11.597	2:02.876
20	13.097	2:04.376
41	13.397	2:04.676
4	13.792	2:05.071
8	14.460	2:05.739
24	18.266	2:09.545
103	18.614	2:09.893

20	27.182	1:52.632
84	30.164	1:56.053
4	32.373	1:56.384
8	32.667	1:54.635
103	48.828	2:01.568

LAP 2 @ 15:44:39.029		
NO	BEHIND	LAP TIME
47		1:45.958
45	2.341	1:47.448
275	2.980	1:47.502
449	3.586	1:47.766
63	7.403	1:49.506
7	7.556	1:49.975
82	8.302	1:49.047
102	9.191	1:50.041
13	10.365	1:50.593
460	11.077	1:49.688
258	11.535	1:51.016
5	13.267	1:51.861
60	15.963	1:52.801
19	18.215	1:53.106
84	21.442	1:55.803
20	21.881	1:54.742
4	23.320	1:55.486
8	25.363	1:56.861
103	34.591	2:01.935
24	37.176	2:04.868
41	59.803	2:32.364 P

LAP 3 @ 15:46:26.360		
NO	BEHIND	LAP TIME
47		1:47.331
275	2.685	1:47.036
45	3.153	1:48.143
449	3.333	1:47.078
7	8.824	1:48.599
82	11.084	1:50.113
102	12.064	1:50.204
13	13.053	1:50.019
460	13.537	1:49.791
258	14.970	1:50.766
5	18.595	1:52.659
60	21.309	1:52.677
19	22.868	1:51.984

Weather / Track : Cloudy / Dry

Oulton Park International: 2.6920 miles
Date: 03/06/2022 Start: 15:41 Finish: 15:45

Results can be found at www.tsl-timing.com

Printed - 16:48 Friday, 03 June 2022

BMCRC - MRO Championships 2022 - Rnd 4 @ Oulton Park

BMCRC Thunderbike Ultra

RACE 12 - SECTOR ANALYSIS



SECTOR 1 = FL to I1, SECTOR 2 = I1 to FL, DIFF = Difference To Personal Best Lap, P = Crossed Finish Line in Pit Lane, D = Time Disallowed

P1		47 U		Daryl DANCE		Yamaha YZF R1 - 2 brothers scaffolding	
IDEAL LAP TIME : 1:45.958		BEST LAP TIME : 1:45.958		DIFFERENCE : 0.000			
LAP	SECTOR 1	SECTOR 2	LAP TIME	MPH	DIFF	TIME OF DAY	
1 -		29.015	1:51.279	87.09	5.321	15:42:53.071	
2 -	1:16.982	28.976	1:45.958 (1)	91.46		15:44:39.029	
3 -	1:18.010	29.321	1:47.331 (2)	90.29	1.373	15:46:26.360	

P2		275 U		Mark WILBY		Suzuki GSXR1000 - Stannah Stairlifts	
IDEAL LAP TIME : 1:47.007		BEST LAP TIME : 1:47.036		DIFFERENCE : 0.029			
LAP	SECTOR 1	SECTOR 2	LAP TIME	MPH	DIFF	TIME OF DAY	
1 -		29.137	1:52.715	85.98	5.679	15:42:54.507	
2 -	1:18.376	29.126	1:47.502 (2)	90.14	0.466	15:44:42.009	
3 -	1:17.881	29.155	1:47.036 (1)	90.54		15:46:29.045	

P3		45 U		Chad HASHMI		Suzuki GSXR1000 -	
IDEAL LAP TIME : 1:47.006		BEST LAP TIME : 1:47.448		DIFFERENCE : 0.442			
LAP	SECTOR 1	SECTOR 2	LAP TIME	MPH	DIFF	TIME OF DAY	
1 -		29.026	1:52.130	86.42	4.682	15:42:53.922	
2 -	1:17.980	29.468	1:47.448 (1)	90.19		15:44:41.370	
3 -	1:18.838	29.305	1:48.143 (2)	89.61	0.695	15:46:29.513	

P4		449 U		Luke WALLINGTON		Yamaha R1 4C8 - BW Bespoke Developments Ltd	
IDEAL LAP TIME : 1:47.078		BEST LAP TIME : 1:47.078		DIFFERENCE : 0.000			
LAP	SECTOR 1	SECTOR 2	LAP TIME	MPH	DIFF	TIME OF DAY	
1 -		29.173	1:53.057	85.72	5.979	15:42:54.849	
2 -	1:18.524	29.242	1:47.766 (2)	89.92	0.688	15:44:42.615	
3 -	1:17.994	29.084	1:47.078 (1)	90.50		15:46:29.693	

P5		7 U		Seb JENKINS		Suzuki GSX-R 1000 - Long hours and hard graft	
IDEAL LAP TIME : 1:48.599		BEST LAP TIME : 1:48.599		DIFFERENCE : 0.000			
LAP	SECTOR 1	SECTOR 2	LAP TIME	MPH	DIFF	TIME OF DAY	
1 -		29.693	1:54.818	84.40	6.219	15:42:56.610	
2 -	1:19.876	30.099	1:49.975 (2)	88.12	1.376	15:44:46.585	
3 -	1:19.169	29.430	1:48.599 (1)	89.23		15:46:35.184	

P6		102 U		James FEARN		Suzuki GSXR1000 - Jwf tiling, palmer race skool, the factory	
IDEAL LAP TIME : 1:50.041		BEST LAP TIME : 1:50.041		DIFFERENCE : 0.000			
LAP	SECTOR 1	SECTOR 2	LAP TIME	MPH	DIFF	TIME OF DAY	
1 -		30.193	1:56.387	83.26	6.346	15:42:58.179	
2 -	1:20.072	29.969	1:50.041 (1)	88.06		15:44:48.220	
3 -	1:20.154	30.050	1:50.204 (2)	87.93	0.163	15:46:38.424	

P7		13 U		Doug EDMONDSON		Yamaha R1 - Stan Stephens Tuning	
IDEAL LAP TIME : 1:49.911		BEST LAP TIME : 1:50.019		DIFFERENCE : 0.108			
LAP	SECTOR 1	SECTOR 2	LAP TIME	MPH	DIFF	TIME OF DAY	
1 -		30.140	1:57.009	82.82	6.990	15:42:58.801	
2 -	1:20.377	30.216	1:50.593 (2)	87.63	0.574	15:44:49.394	
3 -	1:19.771	30.248	1:50.019 (1)	88.08		15:46:39.413	

P8		460 U		Simon GATES		Yamaha YZF R1 - No Tallentino Racing Team FATI	
IDEAL LAP TIME : 1:49.473		BEST LAP TIME : 1:49.688		DIFFERENCE : 0.215			
LAP	SECTOR 1	SECTOR 2	LAP TIME	MPH	DIFF	TIME OF DAY	
1 -		30.470	1:58.626	81.69	8.938	15:43:00.418	
2 -	1:19.575	30.113	1:49.688 (1)	88.35		15:44:50.106	
3 -	1:19.893	29.898	1:49.791 (2)	88.27	0.103	15:46:39.897	

BMCRC - MRO Championships 2022 - Rnd 4 @ Oulton Park

BMCRC Thunderbike Ultra

RACE 12 - SECTOR ANALYSIS



SECTOR 1 = FL to I1, SECTOR 2 = I1 to FL, DIFF = Difference To Personal Best Lap, P = Crossed Finish Line in Pit Lane, D = Time Disallowed

P9		258 U		Ande FRIEND		Kawasaki ZX10R - Flying colours Motorcycle Training	
IDEAL LAP TIME : 1:50.752		BEST LAP TIME : 1:50.766		DIFFERENCE : 0.014			
LAP	SECTOR 1	SECTOR 2	LAP TIME	MPH	DIFF	TIME OF DAY	
1 -		30.027	1:57.756	82.29	6.990	15:42:59.548	
2 -	1:20.898	30.118	1:51.016 (2)	87.29	0.250	15:44:50.564	
3 -	1:20.725	30.041	1:50.766 (1)	87.49		15:46:41.330	

P10		5 U		Stacey KILLWORTH		Suzuki GSXR 1000 - Greenplant/Everns	
IDEAL LAP TIME : 1:51.640		BEST LAP TIME : 1:51.861		DIFFERENCE : 0.221			
LAP	SECTOR 1	SECTOR 2	LAP TIME	MPH	DIFF	TIME OF DAY	
1 -		30.655	1:58.643	81.68	6.782	15:43:00.435	
2 -	1:20.985	30.876	1:51.861 (1)	86.63		15:44:52.296	
3 -	1:21.597	31.062	1:52.659 (2)	86.02	0.798	15:46:44.955	

P11		60 U		Liam McCARTER		Suzuki GSXR1000 - Katie McCarter	
IDEAL LAP TIME : 1:52.406		BEST LAP TIME : 1:52.677		DIFFERENCE : 0.271			
LAP	SECTOR 1	SECTOR 2	LAP TIME	MPH	DIFF	TIME OF DAY	
1 -		30.868	2:00.399	80.49	7.722	15:43:02.191	
2 -	1:21.543	31.258	1:52.801 (2)	85.91	0.124	15:44:54.992	
3 -	1:21.538	31.139	1:52.677 (1)	86.00		15:46:47.669	

P12		19 U		Tyler DONOVAN		Kawasaki ZX10R -	
IDEAL LAP TIME : 1:51.984		BEST LAP TIME : 1:51.984		DIFFERENCE : 0.000			
LAP	SECTOR 1	SECTOR 2	LAP TIME	MPH	DIFF	TIME OF DAY	
1 -		31.067	2:02.346	79.21	10.362	15:43:04.138	
2 -	1:22.612	30.494	1:53.106 (2)	85.68	1.122	15:44:57.244	
3 -	1:21.651	30.333	1:51.984 (1)	86.54		15:46:49.228	

P13		20 U		Connor SWYER		Suzuki GSXR 1000 K6 - WSC Performace & lleithyr farm	
IDEAL LAP TIME : 1:52.632		BEST LAP TIME : 1:52.632		DIFFERENCE : 0.000			
LAP	SECTOR 1	SECTOR 2	LAP TIME	MPH	DIFF	TIME OF DAY	
1 -		31.489	2:04.376	77.91	11.744	15:43:06.168	
2 -	1:23.654	31.088	1:54.742 (2)	84.46	2.110	15:45:00.910	
3 -	1:22.274	30.358	1:52.632 (1)	86.04		15:46:53.542	

P14		84 U		Ricardo BRANCO		Yamaha R1 - IMP Racing	
IDEAL LAP TIME : 1:55.665		BEST LAP TIME : 1:55.803		DIFFERENCE : 0.138			
LAP	SECTOR 1	SECTOR 2	LAP TIME	MPH	DIFF	TIME OF DAY	
1 -		31.800	2:02.876	78.87	7.073	15:43:04.668	
2 -	1:24.425	31.378	1:55.803 (1)	83.68		15:45:00.471	
3 -	1:24.287	31.766	1:56.053 (2)	83.50	0.250	15:46:56.524	

P15		4 U		Hayden KILLWORTH		Honda SK BLADE 954 - Stacey Killworth & Alex Killworth	
IDEAL LAP TIME : 1:55.482		BEST LAP TIME : 1:55.486		DIFFERENCE : 0.004			
LAP	SECTOR 1	SECTOR 2	LAP TIME	MPH	DIFF	TIME OF DAY	
1 -		31.613	2:05.071	77.48	9.585	15:43:06.863	
2 -	1:23.869	31.617	1:55.486 (1)	83.91		15:45:02.349	
3 -	1:24.561	31.823	1:56.384 (2)	83.27	0.898	15:46:58.733	

P16		8 U		Dave SAUNDERS		Suzuki GSXR1000 - Mum/Dad/JW MOT/Parks Utility	
IDEAL LAP TIME : 1:54.635		BEST LAP TIME : 1:54.635		DIFFERENCE : 0.000			
LAP	SECTOR 1	SECTOR 2	LAP TIME	MPH	DIFF	TIME OF DAY	
1 -		31.983	2:05.739	77.07	11.104	15:43:07.531	
2 -	1:25.181	31.680	1:56.861 (2)	82.93	2.226	15:45:04.392	
3 -	1:23.045	31.590	1:54.635 (1)	84.54		15:46:59.027	

BMCRC - MRO Championships 2022 - Rnd 4 @ Oulton Park

BMCRC Thunderbike Ultra

RACE 12 - SECTOR ANALYSIS



SECTOR 1 = FL to I1, SECTOR 2 = I1 to FL, DIFF = Difference To Personal Best Lap, P = Crossed Finish Line in Pit Lane, D = Time Disallowed

P17	103 U	Craig GOFFORD	Yamaha R1 4XV - Guardian warm roofs, Meala Racing Develop			
IDEAL LAP TIME : 2:01.061		BEST LAP TIME : 2:01.568	DIFFERENCE : 0.507			
LAP	SECTOR 1	SECTOR 2	LAP TIME	MPH	DIFF	TIME OF DAY
1 -		33.598	2:09.893	74.60	8.325	15:43:11.685
2 -	1:29.045	32.890	2:01.935 (2)	79.47	0.367	15:45:13.620
3 -	1:28.171	33.397	2:01.568 (1)	79.71		15:47:15.188
P18	24 U	Mark REYNOLDS	Aprilia MILLE -			
IDEAL LAP TIME : 2:04.507		BEST LAP TIME : 2:04.868	DIFFERENCE : 0.361			
LAP	SECTOR 1	SECTOR 2	LAP TIME	MPH	DIFF	TIME OF DAY
1 -		33.529	2:09.545	74.81	4.677	15:43:11.337
2 -	1:30.978	33.890	2:04.868 (1)	77.61		15:45:16.205
P19	82 U	Matt HINNELLS	Yamaha R1 - BD Racing			
IDEAL LAP TIME : 1:49.046		BEST LAP TIME : 1:49.047	DIFFERENCE : 0.001			
LAP	SECTOR 1	SECTOR 2	LAP TIME	MPH	DIFF	TIME OF DAY
1 -		30.071	1:56.492	83.19	7.445	15:42:58.284
2 -	1:19.235	29.812	1:49.047 (1)	88.87		15:44:47.331
3 -	1:20.302	29.811	1:50.113 (2)	88.01	1.066	15:46:37.444
P20	63 U	Matthew WREN	Suzuki GSXR - TBR performance			
IDEAL LAP TIME : 1:48.717		BEST LAP TIME : 1:49.506	DIFFERENCE : 0.789			
LAP	SECTOR 1	SECTOR 2	LAP TIME	MPH	DIFF	TIME OF DAY
1 -		29.542	1:55.134	84.17	5.628	15:42:56.926
2 -	1:19.175	30.331	1:49.506 (1)	88.50		15:44:46.432
P21	41 U	Paul PRICE	Suzuki GSXR 1000 -			
IDEAL LAP TIME : 2:05.735		BEST LAP TIME :	DIFFERENCE :			
LAP	SECTOR 1	SECTOR 2	LAP TIME	MPH	DIFF	TIME OF DAY
1 -		32.391	2:04.676	77.73		15:43:06.468
2 -	1:33.344	IN PIT	2:32.364 P	63.60		15:45:38.832
P22	29 U	Cecil DINSMORE	Suzuki GSXR 1000 - KnC Motorsport			
IDEAL LAP TIME :		BEST LAP TIME :	DIFFERENCE :			
LAP	SECTOR 1	SECTOR 2	LAP TIME	MPH	DIFF	TIME OF DAY
1 -		29.491	1:55.279	84.06		15:42:57.071

BMCRC - MRO Championships 2022 - Rnd 4 @ Oulton Park

BMCRC Thunderbike Ultra

RACE 12 - BEST SECTORS

SECTOR 1			SECTOR 2			IDEAL / BEST COMPARISON						
POS	NO	NAME	TIME	NO	NAME	TIME	POS	NO	NAME	IDEAL	BEST	DIFF
									PERFECT LAP	1:45.958		
1	47	DANCE	1:16.982	47	DANCE	28.976	1	47	DANCE	1:45.958	1:45.958	0.000
2	275	WILBY	1:17.881	45	HASHMI	29.026	2	45	HASHMI	1:47.006	1:47.448	0.442
3	45	HASHMI	1:17.980	449	WALLINGTON	29.084	3	275	WILBY	1:47.007	1:47.036	0.029
4	449	WALLINGTON	1:17.994	275	WILBY	29.126	4	449	WALLINGTON	1:47.078	1:47.078	0.000
5	7	JENKINS	1:19.169	7	JENKINS	29.430	5	7	JENKINS	1:48.599	1:48.599	0.000
6	63	WREN	1:19.175	29	DINSMORE	29.491	6	63	WREN	1:48.717	1:49.506	0.789
7	82	HINNELLS	1:19.235	63	WREN	29.542	7	82	HINNELLS	1:49.046	1:49.047	0.001
8	460	GATES	1:19.575	82	HINNELLS	29.811	8	460	GATES	1:49.473	1:49.688	0.215
9	13	EDMONDSON	1:19.771	460	GATES	29.898	9	13	EDMONDSON	1:49.911	1:50.019	0.108
10	102	FEARN	1:20.072	102	FEARN	29.969	10	102	FEARN	1:50.041	1:50.041	0.000
11	258	FRIEND	1:20.725	258	FRIEND	30.027	11	258	FRIEND	1:50.752	1:50.766	0.014
12	5	KILLWORTH	1:20.985	13	EDMONDSON	30.140	12	5	KILLWORTH	1:51.640	1:51.861	0.221
13	60	McCARTER	1:21.538	19	DONOVAN	30.333	13	19	DONOVAN	1:51.984	1:51.984	0.000
14	19	DONOVAN	1:21.651	20	SWYER	30.358	14	60	McCARTER	1:52.406	1:52.677	0.271
15	20	SWYER	1:22.274	5	KILLWORTH	30.655	15	20	SWYER	1:52.632	1:52.632	0.000
16	8	SAUNDERS	1:23.045	60	McCARTER	30.868	16	8	SAUNDERS	1:54.635	1:54.635	0.000
17	4	KILLWORTH	1:23.869	84	BRANCO	31.378	17	4	KILLWORTH	1:55.482	1:55.486	0.004
18	84	BRANCO	1:24.287	8	SAUNDERS	31.590	18	84	BRANCO	1:55.665	1:55.803	0.138
19	103	GOFFORD	1:28.171	4	KILLWORTH	31.613	19	103	GOFFORD	2:01.061	2:01.568	0.507
20	24	REYNOLDS	1:30.978	41	PRICE	32.391	20	24	REYNOLDS	2:04.507	2:04.868	0.361
21	41	PRICE	1:33.344	103	GOFFORD	32.890	21	41	PRICE	2:05.735		
22				24	REYNOLDS	33.529	22	29	DINSMORE			
23												
24												

BMCRC - MRO Championships 2022 - Rnd 4 @ Oulton Park

BMCRC Thunderbike Ultra

RACE 12 - STATISTICS

Competitors Started 22
Planned Start 2022-06-03 @ 15:05:00.000
Actual Start 2022-06-03 @ 15:41:01.792
Finish Time 2022-06-03 @ 15:45:16.204
Track Length 2.6920mi.
Total Laps 61
Total Distance Covered 164.2137mi.

Session Fastest Lap History

NO	NAME	LAP TIME	TIME OF DAY	LAP	VEHICLE
47	Daryl DANCE	1:45.958	15:44:39.064	2	Yamaha YZF R1

Session Leader History

NO	NAME	FROM LAP	LAPS LED	DISTANCE	VEHICLE
47	Daryl DANCE	1	3	8.07 miles	Yamaha YZF R1

Flag History

TYPE	TIME OF DAY
GREEN	15:41:01.792
FINISH	15:45:16.204

Flag Statistics

TYPE	COUNT	TOTAL LAPS	TOTAL TIME
Green	1	3	6:54.333
Red	0	0	0.000
Safety Car	0	0	0.000
FCY	0	0	0.000

BMCRC - MRO Championships 2022 - Rnd 4 @ Oulton Park

BMCRC Thunderbike Ultra

RACE 2 - GRID (8 Laps)



ROW 9		26	334 Anthony BRANDISH	25	888 Paul FAGG					
ROW 8	24	24 Mark REYNOLDS	2:04.868	23	103 Craig GOFFORD	2:01.568	22	41 Paul PRICE		
ROW 7		21	29 Cecil DINSMORE	20	84 Ricardo BRANCO	1:55.803	19	4 Hayden KILLWORTH	1:55.486	
ROW 6	18	8 Dave SAUNDERS	1:54.635	17	60 Liam McCARTER	1:52.677	16	20 Connor SWYER	1:52.632	
ROW 5		15	19 Tyler DONOVAN	1:51.984	14	28 Greg ALLSOP	1:51.861	13	5 Stacey KILLWORTH	
ROW 4	12	258 Ande FRIEND	1:50.766	11	102 James FEARN	1:50.041	10	71 Ritchie THORNTON		
ROW 3		9	13 Doug EDMONDSON	1:50.019	8	460 Simon GATES	1:49.688	7	63 Matthew WREN	1:49.506
ROW 2	6	82 Matt HINNELLS	1:49.047	5	7 Seb JENKINS	1:48.599	4	45 Chad HASHMI	1:47.448	
ROW 1		3	449 Luke WALLINGTON	1:47.078	2	275 Mark WILBY	1:47.036	1	47 Daryl DANCE	1:45.958
									Pole	

Oulton Park International: 2.6920 miles

These results are provisional until the conclusion of any judicial and technical matters.

Clerk Of Course :	Stewards :	Timekeeper : Richard Evans
-------------------	------------	----------------------------

Results can be found at www.tsl-timing.com

Printed - 16:50 Friday, 03 June 2022



BMCRC - MRO Championships 2022 - Rnd 4 @ Oulton Park

BMCRC Thunderbike Ultra

RACE 2 - CLASSIFICATION



POS	NO	NAME	ENTRY	LAPS	TIME	GAP	DIFF	MPH	BEST	ON
1	28	Greg ALLSOP	Yamaha R1 - Allsop Construction Services ltd	8	14:09.733			91.24	1:43.804	5
2	275	Mark WILBY	Suzuki GSXR1000 - Stannah Stairlifts	8	14:20.032	10.299	10.299	90.14	1:46.119	3
3	71	Ritchie THORNTON	Kawasaki ZX7R - Team 71	8	14:22.905	13.172	2.873	89.84	1:45.995	7
4	449	Luke WALLINGTON	Yamaha R1 4C8 - BW Bespoke Developments Ltd	8	14:23.721	13.988	0.816	89.76	1:45.956	7
5	47	Daryl DANCE	Yamaha YZF R1 - 2 brothers scaffolding	8	14:32.075	22.342	8.354	88.90	1:46.620	2
6	102	James FEARN	Suzuki GSXR1000 - Jwf tiling, palmer race skool, th	8	14:45.023	35.290	12.948	87.60	1:49.148	4
7	460	Simon GATES	Yamaha YZF R1 - No Tallentino Racing Team FATI	8	14:49.043	39.310	4.020	87.20	1:49.887	4
8	13	Doug EDMONDSON	Yamaha R1 - Stan Stephens Tuning	8	14:51.522	41.789	2.479	86.96	1:49.133	7
9	63	Matthew WREN	Suzuki GSXR - TBR performance	8	15:02.050	52.317	10.528	85.94	1:48.613	6
10	60	Liam McCARTER	Suzuki GSXR1000 - Katie McCarter	8	15:02.590	52.857	0.540	85.89	1:50.452	5
11	258	Ande FRIEND	Kawasaki ZX10R - Flying colours Motorcycle Trainin	8	15:03.105	53.372	0.515	85.84	1:49.996	4
12	5	Stacey KILLWORTH	Suzuki GSXR 1000 - Greenplant/Everns	8	15:03.301	53.568	0.196	85.83	1:50.795	3
13	20	Connor SWYER	Suzuki GSXR 1000 K6 - WSC Performance & lleithyr	8	15:11.722	1:01.989	8.421	85.03	1:51.682	4
14	29	Cecil DINSMORE	Suzuki GSXR 1000 - KnC Motorsport	8	15:14.635	1:04.902	2.913	84.76	1:50.877	6
15	19	Tyler DONOVAN	Kawasaki ZX10R -	8	15:19.140	1:09.407	4.505	84.35	1:52.976	6
16	84	Ricardo BRANCO	Yamaha R1 - IMP Racing	8	15:32.564	1:22.831	13.424	83.13	1:53.691	8
17	8	Dave SAUNDERS	Suzuki GSXR1000 - Mum/Dad/JW MOT/Parks Utility	8	15:32.988	1:23.255	0.424	83.09	1:53.724	8
18	4	Hayden KILLWORTH	Honda SK BLADE 954 - Stacey Killworth & Alex Killw	8	15:34.712	1:24.979	1.724	82.94	1:54.705	7
19	103	Craig GOFFORD	Yamaha R1 4XV - Guardian warm roofs, Meala Raci	7	14:11.970	1 Lap	1 Lap	79.62	1:59.066	5
20	24	Mark REYNOLDS	Aprilia MILLE -	7	14:35.171	1 Lap	23.201	77.51	2:02.887	7

NOT CLASSIFIED

DNF	41	Paul PRICE	Suzuki GSXR 1000 -	3	6:28.504	5 Laps	4 Laps	74.83	1:59.024	2
DNF	45	Chad HASHMI	Suzuki GSXR1000 -	2	4:27.296	6 Laps	1 Lap	72.51		
DQ	334	Anthony BRANDISH	Suzuki GSXR 1000 - BW bespoke developments ltd							

FASTEST LAP

28	Greg ALLSOP	Yamaha R1 - Allsop Construction Services ltd	5	1:43.804	93.36 mph	150.25 kph
----	-------------	--	---	----------	-----------	------------

#334 - Disqualified from race results - Failed post race technical checks.

92.5% of Race Speed = 84.39 mph

Weather / Track : Cloudy / Dry

These results are provisional until the conclusion of any judicial and technical matters.

Race Distance: 8 Laps / 21.53 miles
Oulton Park International: 2.6920 miles
Date: 04/06/2022 Start: 09:23 Finish: 09:37

Clerk Of Course :	Stewards :	Timekeeper : Richard Evans
-------------------	------------	----------------------------

Results can be found at www.tsl-timing.com

Printed - 10:09 Saturday, 04 June 2022



BMCRC - MRO Championships 2022 - Rnd 4 @ Oulton Park

BMCRC Thunderbike Ultra

RACE 2 - LAP CHART

LAP 1 @ 09:25:41.802

NO	BEHIND	LAP TIME
275		1:52.332
47	0.177	1:52.509
28	0.577	1:52.909
449	0.843	1:53.175
45	1.658	1:53.990
71	3.000	1:55.332
5	4.268	1:56.600
102	4.450	1:56.782
460	4.667	1:56.999
258	6.278	1:58.610
60	6.513	1:58.845
13	6.951	1:59.283
19	8.813	2:01.145
20	9.646	2:01.978
41	11.463	2:03.795
84	12.098	2:04.430
29	12.523	2:04.855
4	13.473	2:05.805
63	14.097	2:06.429
8	14.987	2:07.319
103	18.014	2:10.346
24	20.609	2:12.941

LAP 2 @ 09:27:28.223

NO	BEHIND	LAP TIME
275		1:46.421
28	0.104	1:45.948
47	0.376	1:46.620
449	1.716	1:47.294
71	3.977	1:47.398
102	7.610	1:49.581
460	9.052	1:50.806
5	9.661	1:51.814
258	10.099	1:50.242
60	11.674	1:51.582
13	12.775	1:52.245
19	17.148	1:54.756
20	17.325	1:54.100
29	22.473	1:56.371
63	22.795	1:55.119
84	23.501	1:57.824
41	24.066	1:59.024
4	24.308	1:57.256
8	24.573	1:56.007
103	34.115	2:02.522
24	38.047	2:03.859
45	48.543	2:33.306 P

LAP 3 @ 09:29:14.342

NO	BEHIND	LAP TIME
275		1:46.119
28	0.097	1:46.112
47	0.984	1:46.727
449	2.352	1:46.755
71	4.916	1:47.058
102	10.759	1:49.268
460	13.193	1:50.260
5	14.337	1:50.795
258	14.582	1:50.602
60	18.229	1:52.674
13	18.456	1:51.800
20	25.879	1:54.673

Weather / Track : Cloudy / Dry

Results can be found at www.tsl-timing.com

19	25.992	1:54.963
63	27.511	1:50.835
29	29.707	1:53.353
4	33.119	1:54.930
84	33.697	1:56.315
8	34.223	1:55.769
103	49.071	2:01.075
24	55.728	2:03.800
41	1:03.632	2:25.685 P

LAP 4 @ 09:30:59.154

NO	BEHIND	LAP TIME
28		1:44.715
275	1.766	1:46.578
449	4.746	1:47.206
47	5.228	1:49.056
71	6.559	1:46.455
102	15.095	1:49.148
460	18.268	1:49.887
258	19.766	1:49.996
5	20.829	1:51.304
13	23.519	1:49.875
60	25.114	1:51.697
20	32.749	1:51.682
63	33.306	1:50.607
19	34.595	1:53.415
29	38.129	1:53.234
4	43.663	1:55.356
84	45.056	1:56.171
8	45.257	1:55.846
103	1:03.639	1:59.380
24	1:15.064	2:04.148

LAP 5 @ 09:32:42.958

NO	BEHIND	LAP TIME
28		1:43.804
275	4.110	1:46.148
71	9.546	1:46.791
47	10.373	1:48.949
449	11.670	1:50.728
102	21.412	1:50.121
460	24.609	1:50.145
258	26.740	1:50.778
5	29.203	1:52.178
13	29.785	1:50.070
60	31.762	1:50.452
63	39.534	1:50.032
20	41.722	1:52.777
19	44.234	1:53.443
29	46.786	1:52.461
4	55.325	1:55.466
8	55.490	1:54.037
84	56.369	1:55.117
103	1:18.901	1:59.066
24	1:35.303	2:04.043

LAP 6 @ 09:34:27.086

NO	BEHIND	LAP TIME
28		1:44.128
275	7.252	1:47.270
71	11.851	1:46.433
449	13.827	1:46.285
47	14.056	1:47.811
102	27.335	1:50.051

460	30.396	1:49.915
258	34.905	1:52.293
13	35.130	1:49.473
5	38.631	1:53.556
60	39.520	1:51.886
63	44.019	1:48.613
20	49.381	1:51.787
19	53.082	1:52.976
29	53.535	1:50.877
4	1:06.676	1:55.479
8	1:06.857	1:55.495
84	1:07.272	1:55.031
103	1:34.855	2:00.082

LAP 7 @ 09:36:12.815

NO	BEHIND	LAP TIME
28		1:45.729
275	8.799	1:47.276
24	1 Lap	2:03.493
71	12.117	1:45.995
449	14.054	1:45.956
47	17.422	1:49.095
102	31.759	1:50.153
460	35.412	1:50.745
13	38.534	1:49.133
258	44.194	1:55.018
60	46.256	1:52.465
5	46.983	1:54.081
63	48.297	1:50.007
20	56.071	1:52.419
29	59.426	1:51.620
19	1:01.499	1:54.146
84	1:15.528	1:53.985
4	1:15.652	1:54.705
8	1:15.919	1:54.791

LAP 8 @ 09:37:59.203

NO	BEHIND	LAP TIME
28		1:46.388
103	1 Lap	1:59.499
275	10.299	1:47.888
71	13.172	1:47.443
449	13.988	1:46.322
47	22.342	1:51.308
24	1 Lap	2:02.887
102	35.290	1:49.919
460	39.310	1:50.286
13	41.789	1:49.643
63	52.317	1:50.408
60	52.857	1:52.989
258	53.372	1:55.566
5	53.568	1:52.973
20	1:01.989	1:52.306
29	1:04.902	1:51.864
19	1:09.407	1:54.296
84	1:22.831	1:53.691
8	1:23.255	1:53.724
4	1:24.979	1:55.715

Oulton Park International: 2.6920 miles
Date: 04/06/2022 Start: 09:23 Finish: 09:37

Printed - 10:10 Saturday, 04 June 2022

BMCRC - MRO Championships 2022 - Rnd 4 @ Oulton Park

BMCRC Thunderbike Ultra

RACE 2 - SECTOR ANALYSIS



SECTOR 1 = FL to I1, SECTOR 2 = I1 to FL, DIFF = Difference To Personal Best Lap, P = Crossed Finish Line in Pit Lane, D = Time Disallowed

P1 28 U		Greg ALLSOP		Yamaha R1 - Allsop Construction Services Ltd			
IDEAL LAP TIME : 1:43.804		BEST LAP TIME : 1:43.804		DIFFERENCE : 0.000			
LAP	SECTOR 1	SECTOR 2	LAP TIME	MPH	DIFF	TIME OF DAY	
1 -		28.808	1:52.909	85.83	9.105	09:25:42.379	
2 -	1:17.399	28.549	1:45.948	91.47	2.144	09:27:28.327	
3 -	1:17.245	28.867	1:46.112	91.33	2.308	09:29:14.439	
4 -	1:16.378	28.337	1:44.715 (3)	92.54	0.911	09:30:59.154	
5 -	1:15.668	28.136	1:43.804 (1)	93.36		09:32:42.958	
6 -	1:15.907	28.221	1:44.128 (2)	93.07	0.324	09:34:27.086	
7 -	1:17.071	28.658	1:45.729	91.66	1.925	09:36:12.815	
8 -	1:16.516	29.872	1:46.388	91.09	2.584	09:37:59.203	

P2 275 U		Mark WILBY		Suzuki GSXR1000 - Stannah Stairlifts			
IDEAL LAP TIME : 1:46.096		BEST LAP TIME : 1:46.119		DIFFERENCE : 0.023			
LAP	SECTOR 1	SECTOR 2	LAP TIME	MPH	DIFF	TIME OF DAY	
1 -		29.271	1:52.332	86.27	6.213	09:25:41.802	
2 -	1:17.379	29.042	1:46.421 (3)	91.06	0.302	09:27:28.223	
3 -	1:17.252	28.867	1:46.119 (1)	91.32		09:29:14.342	
4 -	1:17.475	29.103	1:46.578	90.93	0.459	09:31:00.920	
5 -	1:17.229	28.919	1:46.148 (2)	91.29	0.029	09:32:47.068	
6 -	1:18.244	29.026	1:47.270	90.34	1.151	09:34:34.338	
7 -	1:17.952	29.324	1:47.276	90.33	1.157	09:36:21.614	
8 -	1:18.420	29.468	1:47.888	89.82	1.769	09:38:09.502	

P3 71 U		Ritchie THORNTON		Kawasaki ZX7R - Team 71			
IDEAL LAP TIME : 1:45.890		BEST LAP TIME : 1:45.995		DIFFERENCE : 0.105			
LAP	SECTOR 1	SECTOR 2	LAP TIME	MPH	DIFF	TIME OF DAY	
1 -		29.473	1:55.332	84.02	9.337	09:25:44.802	
2 -	1:18.138	29.260	1:47.398	90.23	1.403	09:27:32.200	
3 -	1:18.091	28.967	1:47.058	90.52	1.063	09:29:19.258	
4 -	1:17.380	29.075	1:46.455 (3)	91.03	0.460	09:31:05.713	
5 -	1:17.849	28.942	1:46.791	90.75	0.796	09:32:52.504	
6 -	1:17.533	28.900	1:46.433 (2)	91.05	0.438	09:34:38.937	
7 -	1:16.990	29.005	1:45.995 (1)	91.43		09:36:24.932	
8 -	1:17.576	29.867	1:47.443	90.19	1.448	09:38:12.375	

P4 449 U		Luke WALLINGTON		Yamaha R1 4C8 - BW Bespoke Developments Ltd			
IDEAL LAP TIME : 1:45.855		BEST LAP TIME : 1:45.956		DIFFERENCE : 0.101			
LAP	SECTOR 1	SECTOR 2	LAP TIME	MPH	DIFF	TIME OF DAY	
1 -		29.688	1:53.175	85.63	7.219	09:25:42.645	
2 -	1:17.830	29.464	1:47.294	90.32	1.338	09:27:29.939	
3 -	1:17.719	29.036	1:46.755	90.78	0.799	09:29:16.694	
4 -	1:18.139	29.067	1:47.206	90.39	1.250	09:31:03.900	
5 -	1:21.445	29.283	1:50.728	87.52	4.772	09:32:54.628	
6 -	1:17.261	29.024	1:46.285 (2)	91.18	0.329	09:34:40.913	
7 -	1:17.362	28.594	1:45.956 (1)	91.46		09:36:26.869	
8 -	1:17.304	29.018	1:46.322 (3)	91.15	0.366	09:38:13.191	

P5 47 U		Daryl DANCE		Yamaha YZF R1 - 2 brothers scaffolding			
IDEAL LAP TIME : 1:46.620		BEST LAP TIME : 1:46.620		DIFFERENCE : 0.000			
LAP	SECTOR 1	SECTOR 2	LAP TIME	MPH	DIFF	TIME OF DAY	
1 -		29.287	1:52.509	86.13	5.889	09:25:41.979	
2 -	1:17.490	29.130	1:46.620 (1)	90.89		09:27:28.599	
3 -	1:17.540	29.187	1:46.727 (2)	90.80	0.107	09:29:15.326	
4 -	1:18.450	30.606	1:49.056	88.86	2.436	09:31:04.382	
5 -	1:19.646	29.303	1:48.949	88.95	2.329	09:32:53.331	
6 -	1:18.088	29.723	1:47.811 (3)	89.89	1.191	09:34:41.142	
7 -	1:18.945	30.150	1:49.095	88.83	2.475	09:36:30.237	
8 -	1:20.803	30.505	1:51.308	87.06	4.688	09:38:21.545	

BMCRC - MRO Championships 2022 - Rnd 4 @ Oulton Park

BMCRC Thunderbike Ultra

RACE 2 - SECTOR ANALYSIS



SECTOR 1 = FL to I1, SECTOR 2 = I1 to FL, DIFF = Difference To Personal Best Lap, P = Crossed Finish Line in Pit Lane, D = Time Disallowed

P6 102 U James FEARN		Suzuki GSXR1000 - Jwf tiling, palmer race skool, the factory				
IDEAL LAP TIME : 1:48.981		BEST LAP TIME : 1:49.148		DIFFERENCE : 0.167		
LAP	SECTOR 1	SECTOR 2	LAP TIME	MPH	DIFF	TIME OF DAY
1 -		30.116	1:56.782	82.98	7.634	09:25:46.252
2 -	1:19.708	29.873	1:49.581 (3)	88.43	0.433	09:27:35.833
3 -	1:19.453	29.815	1:49.268 (2)	88.69	0.120	09:29:25.101
4 -	1:19.166	29.982	1:49.148 (1)	88.79		09:31:14.249
5 -	1:20.034	30.087	1:50.121	88.00	0.973	09:33:04.370
6 -	1:19.754	30.297	1:50.051	88.06	0.903	09:34:54.421
7 -	1:19.960	30.193	1:50.153	87.98	1.005	09:36:44.574
8 -	1:19.721	30.198	1:49.919	88.16	0.771	09:38:34.493

P7 460 U Simon GATES		Yamaha YZF R1 - No Tallentino Racing Team FATI				
IDEAL LAP TIME : 1:49.787		BEST LAP TIME : 1:49.887		DIFFERENCE : 0.100		
LAP	SECTOR 1	SECTOR 2	LAP TIME	MPH	DIFF	TIME OF DAY
1 -		30.024	1:56.999	82.83	7.112	09:25:46.469
2 -	1:20.795	30.011	1:50.806	87.46	0.919	09:27:37.275
3 -	1:20.276	29.984	1:50.260	87.89	0.373	09:29:27.535
4 -	1:19.883	30.004	1:49.887 (1)	88.19		09:31:17.422
5 -	1:20.174	29.971	1:50.145 (3)	87.98	0.258	09:33:07.567
6 -	1:19.816	30.099	1:49.915 (2)	88.17	0.028	09:34:57.482
7 -	1:20.115	30.630	1:50.745	87.51	0.858	09:36:48.227
8 -	1:20.288	29.998	1:50.286	87.87	0.399	09:38:38.513

P8 13 U Doug EDMONDSON		Yamaha R1 - Stan Stephens Tuning				
IDEAL LAP TIME : 1:49.099		BEST LAP TIME : 1:49.133		DIFFERENCE : 0.034		
LAP	SECTOR 1	SECTOR 2	LAP TIME	MPH	DIFF	TIME OF DAY
1 -		30.807	1:59.283	81.24	10.150	09:25:48.753
2 -	1:21.738	30.507	1:52.245	86.34	3.112	09:27:40.998
3 -	1:20.875	30.925	1:51.800	86.68	2.667	09:29:32.798
4 -	1:19.984	29.891	1:49.875	88.20	0.742	09:31:22.673
5 -	1:19.985	30.085	1:50.070	88.04	0.937	09:33:12.743
6 -	1:19.432	30.041	1:49.473 (2)	88.52	0.340	09:35:02.216
7 -	1:19.233	29.900	1:49.133 (1)	88.80		09:36:51.349
8 -	1:19.208	30.435	1:49.643 (3)	88.38	0.510	09:38:40.992

P9 63 U Matthew WREN		Suzuki GSXR - TBR performance				
IDEAL LAP TIME : 1:48.505		BEST LAP TIME : 1:48.613		DIFFERENCE : 0.108		
LAP	SECTOR 1	SECTOR 2	LAP TIME	MPH	DIFF	TIME OF DAY
1 -		31.220	2:06.429	76.65	17.816	09:25:55.899
2 -	1:23.087	32.032	1:55.119	84.18	6.506	09:27:51.018
3 -	1:20.574	30.261	1:50.835	87.43	2.222	09:29:41.853
4 -	1:20.481	30.126	1:50.607	87.61	1.994	09:31:32.460
5 -	1:20.369	29.663	1:50.032 (3)	88.07	1.419	09:33:22.492
6 -	1:18.842	29.771	1:48.613 (1)	89.22		09:35:11.105
7 -	1:19.920	30.087	1:50.007 (2)	88.09	1.394	09:37:01.112
8 -	1:19.861	30.547	1:50.408	87.77	1.795	09:38:51.520

P10 60 U Liam McCARTER		Suzuki GSXR1000 - Katie McCarter				
IDEAL LAP TIME : 1:50.190		BEST LAP TIME : 1:50.452		DIFFERENCE : 0.262		
LAP	SECTOR 1	SECTOR 2	LAP TIME	MPH	DIFF	TIME OF DAY
1 -		30.789	1:58.845	81.54	8.393	09:25:48.315
2 -	1:20.898	30.684	1:51.582 (2)	86.85	1.130	09:27:39.897
3 -	1:21.269	31.405	1:52.674	86.01	2.222	09:29:32.571
4 -	1:21.463	30.234	1:51.697 (3)	86.76	1.245	09:31:24.268
5 -	1:19.956	30.496	1:50.452 (1)	87.74		09:33:14.720
6 -	1:20.912	30.974	1:51.886	86.61	1.434	09:35:06.606
7 -	1:21.434	31.031	1:52.465	86.17	2.013	09:36:59.071
8 -	1:21.860	31.129	1:52.989	85.77	2.537	09:38:52.060

BMCRC - MRO Championships 2022 - Rnd 4 @ Oulton Park

BMCRC Thunderbike Ultra

RACE 2 - SECTOR ANALYSIS



SECTOR 1 = FL to I1, SECTOR 2 = I1 to FL, DIFF = Difference To Personal Best Lap, P = Crossed Finish Line in Pit Lane, D = Time Disallowed

P11 258 U		Ande FRIEND		Kawasaki ZX10R - Flying colours Motorcycle Training			
IDEAL LAP TIME : 1:49.982		BEST LAP TIME : 1:49.996		DIFFERENCE : 0.014			
LAP	SECTOR 1	SECTOR 2	LAP TIME	MPH	DIFF	TIME OF DAY	
1 -		29.957	1:58.610	81.70	8.614	09:25:48.080	
2 -	1:20.035	30.207	1:50.242 (2)	87.90	0.246	09:27:38.322	
3 -	1:20.265	30.337	1:50.602 (3)	87.62	0.606	09:29:28.924	
4 -	1:20.025	29.971	1:49.996 (1)	88.10		09:31:18.920	
5 -	1:20.506	30.272	1:50.778	87.48	0.782	09:33:09.698	
6 -	1:21.774	30.519	1:52.293	86.30	2.297	09:35:01.991	
7 -	1:23.849	31.169	1:55.018	84.25	5.022	09:36:57.009	
8 -	1:24.393	31.173	1:55.566	83.85	5.570	09:38:52.575	

P12 5 U		Stacey KILLWORTH		Suzuki GSXR 1000 - Greenplant/Everns			
IDEAL LAP TIME : 1:50.765		BEST LAP TIME : 1:50.795		DIFFERENCE : 0.030			
LAP	SECTOR 1	SECTOR 2	LAP TIME	MPH	DIFF	TIME OF DAY	
1 -		30.422	1:56.600	83.11	5.805	09:25:46.070	
2 -	1:21.568	30.246	1:51.814 (3)	86.67	1.019	09:27:37.884	
3 -	1:20.519	30.276	1:50.795 (1)	87.47		09:29:28.679	
4 -	1:20.735	30.569	1:51.304 (2)	87.07	0.509	09:31:19.983	
5 -	1:21.592	30.586	1:52.178	86.39	1.383	09:33:12.161	
6 -	1:22.391	31.165	1:53.556	85.34	2.761	09:35:05.717	
7 -	1:22.540	31.541	1:54.081	84.95	3.286	09:36:59.798	
8 -	1:22.197	30.776	1:52.973	85.78	2.178	09:38:52.771	

P13 20 U		Connor SWYER		Suzuki GSXR 1000 K6 - WSC Performace & lleithyr farm			
IDEAL LAP TIME : 1:51.522		BEST LAP TIME : 1:51.682		DIFFERENCE : 0.160			
LAP	SECTOR 1	SECTOR 2	LAP TIME	MPH	DIFF	TIME OF DAY	
1 -		31.179	2:01.978	79.45	10.296	09:25:51.448	
2 -	1:23.356	30.744	1:54.100	84.93	2.418	09:27:45.548	
3 -	1:22.950	31.723	1:54.673	84.51	2.991	09:29:40.221	
4 -	1:21.022	30.660	1:51.682 (1)	86.77		09:31:31.903	
5 -	1:22.214	30.563	1:52.777	85.93	1.095	09:33:24.680	
6 -	1:21.161	30.626	1:51.787 (2)	86.69	0.105	09:35:16.467	
7 -	1:21.371	31.048	1:52.419	86.20	0.737	09:37:08.886	
8 -	1:21.806	30.500	1:52.306 (3)	86.29	0.624	09:39:01.192	

P14 29 U		Cecil DINSMORE		Suzuki GSXR 1000 - KnC Motorsport			
IDEAL LAP TIME : 1:50.877		BEST LAP TIME : 1:50.877		DIFFERENCE : 0.000			
LAP	SECTOR 1	SECTOR 2	LAP TIME	MPH	DIFF	TIME OF DAY	
1 -		31.495	2:04.855	77.61	13.978	09:25:54.325	
2 -	1:24.933	31.438	1:56.371	83.27	5.494	09:27:50.696	
3 -	1:22.713	30.640	1:53.353	85.49	2.476	09:29:44.049	
4 -	1:22.654	30.580	1:53.234	85.58	2.357	09:31:37.283	
5 -	1:22.299	30.162	1:52.461	86.17	1.584	09:33:29.744	
6 -	1:20.911	29.966	1:50.877 (1)	87.40		09:35:20.621	
7 -	1:21.406	30.214	1:51.620 (2)	86.82	0.743	09:37:12.241	
8 -	1:21.258	30.606	1:51.864 (3)	86.63	0.987	09:39:04.105	

P15 19 U		Tyler DONOVAN		Kawasaki ZX10R -			
IDEAL LAP TIME : 1:52.881		BEST LAP TIME : 1:52.976		DIFFERENCE : 0.095			
LAP	SECTOR 1	SECTOR 2	LAP TIME	MPH	DIFF	TIME OF DAY	
1 -		30.920	2:01.145	79.99	8.169	09:25:50.615	
2 -	1:23.404	31.352	1:54.756	84.45	1.780	09:27:45.371	
3 -	1:23.402	31.561	1:54.963	84.29	1.987	09:29:40.334	
4 -	1:22.595	30.820	1:53.415 (2)	85.44	0.439	09:31:33.749	
5 -	1:22.610	30.833	1:53.443 (3)	85.42	0.467	09:33:27.192	
6 -	1:22.142	30.834	1:52.976 (1)	85.78		09:35:20.168	
7 -	1:23.407	30.739	1:54.146	84.90	1.170	09:37:14.314	
8 -	1:22.891	31.405	1:54.296	84.79	1.320	09:39:08.610	

BMCRC - MRO Championships 2022 - Rnd 4 @ Oulton Park

BMCRC Thunderbike Ultra

RACE 2 - SECTOR ANALYSIS



SECTOR 1 = FL to I1, SECTOR 2 = I1 to FL, DIFF = Difference To Personal Best Lap, P = Crossed Finish Line in Pit Lane, D = Time Disallowed

P16 84 U		Ricardo BRANCO		Yamaha R1 - IMP Racing		
IDEAL LAP TIME : 1:53.691		BEST LAP TIME : 1:53.691		DIFFERENCE : 0.000		
LAP	SECTOR 1	SECTOR 2	LAP TIME	MPH	DIFF	TIME OF DAY
1 -		31.977	2:04.430	77.88	10.739	09:25:53.900
2 -	1:24.921	32.903	1:57.824	82.25	4.133	09:27:51.724
3 -	1:24.842	31.473	1:56.315	83.31	2.624	09:29:48.039
4 -	1:24.555	31.616	1:56.171	83.42	2.480	09:31:44.210
5 -	1:23.884	31.233	1:55.117	84.18	1.426	09:33:39.327
6 -	1:23.334	31.697	1:55.031 (3)	84.24	1.340	09:35:34.358
7 -	1:22.672	31.313	1:53.985 (2)	85.02	0.294	09:37:28.343
8 -	1:22.463	31.228	1:53.691 (1)	85.24		09:39:22.034

P17 8 U		Dave SAUNDERS		Suzuki GSXR1000 - Mum/Dad/JW MOT/Parks Utility		
IDEAL LAP TIME : 1:53.699		BEST LAP TIME : 1:53.724		DIFFERENCE : 0.025		
LAP	SECTOR 1	SECTOR 2	LAP TIME	MPH	DIFF	TIME OF DAY
1 -		32.429	2:07.319	76.11	13.595	09:25:56.789
2 -	1:23.854	32.153	1:56.007	83.54	2.283	09:27:52.796
3 -	1:24.344	31.425	1:55.769	83.71	2.045	09:29:48.565
4 -	1:24.539	31.307	1:55.846	83.65	2.122	09:31:44.411
5 -	1:23.033	31.004	1:54.037 (2)	84.98	0.313	09:33:38.448
6 -	1:24.006	31.489	1:55.495	83.91	1.771	09:35:33.943
7 -	1:23.548	31.243	1:54.791 (3)	84.42	1.067	09:37:28.734
8 -	1:22.695	31.029	1:53.724 (1)	85.21		09:39:22.458

P18 4 U		Hayden KILLWORTH		Honda SK BLADE 954 - Stacey Killworth & Alex Killworth		
IDEAL LAP TIME : 1:54.616		BEST LAP TIME : 1:54.705		DIFFERENCE : 0.089		
LAP	SECTOR 1	SECTOR 2	LAP TIME	MPH	DIFF	TIME OF DAY
1 -		31.657	2:05.805	77.03	11.100	09:25:55.275
2 -	1:24.421	32.835	1:57.256	82.65	2.551	09:27:52.531
3 -	1:23.191	31.739	1:54.930 (2)	84.32	0.225	09:29:47.461
4 -	1:23.526	31.830	1:55.356 (3)	84.01	0.651	09:31:42.817
5 -	1:23.823	31.643	1:55.466	83.93	0.761	09:33:38.283
6 -	1:23.843	31.636	1:55.479	83.92	0.774	09:35:33.762
7 -	1:22.980	31.725	1:54.705 (1)	84.48		09:37:28.467
8 -	1:23.882	31.833	1:55.715	83.75	1.010	09:39:24.182

P19 103 U		Craig GOFFORD		Yamaha R1 4XV - Guardian warm roofs, Meala Racing Develop		
IDEAL LAP TIME : 1:58.983		BEST LAP TIME : 1:59.066		DIFFERENCE : 0.083		
LAP	SECTOR 1	SECTOR 2	LAP TIME	MPH	DIFF	TIME OF DAY
1 -		33.265	2:10.346	74.35	11.280	09:25:59.816
2 -	1:29.075	33.447	2:02.522	79.09	3.456	09:28:02.338
3 -	1:27.611	33.464	2:01.075	80.04	2.009	09:30:03.413
4 -	1:26.486	32.894	1:59.380 (2)	81.18	0.314	09:32:02.793
5 -	1:26.544	32.522	1:59.066 (1)	81.39		09:34:01.859
6 -	1:27.236	32.846	2:00.082	80.70	1.016	09:36:01.941
7 -	1:26.461	33.038	1:59.499 (3)	81.09	0.433	09:38:01.440

P20 24 U		Mark REYNOLDS		Aprilia MILLE -		
IDEAL LAP TIME : 2:02.423		BEST LAP TIME : 2:02.887		DIFFERENCE : 0.464		
LAP	SECTOR 1	SECTOR 2	LAP TIME	MPH	DIFF	TIME OF DAY
1 -		33.886	2:12.941	72.89	10.054	09:26:02.411
2 -	1:30.256	33.603	2:03.859	78.24	0.972	09:28:06.270
3 -	1:29.293	34.507	2:03.800 (3)	78.28	0.913	09:30:10.070
4 -	1:30.166	33.982	2:04.148	78.06	1.261	09:32:14.218
5 -	1:30.551	33.492	2:04.043	78.12	1.156	09:34:18.261
6 -	1:30.363	33.130	2:03.493 (2)	78.47	0.606	09:36:21.754
7 -	1:29.656	33.231	2:02.887 (1)	78.86		09:38:24.641

BMCRC - MRO Championships 2022 - Rnd 4 @ Oulton Park

BMCRC Thunderbike Ultra

RACE 2 - SECTOR ANALYSIS



SECTOR 1 = FL to I1, SECTOR 2 = I1 to FL, DIFF = Difference To Personal Best Lap, P = Crossed Finish Line in Pit Lane, D = Time Disallowed

P21 41 U Paul PRICE		Suzuki GSXR 1000 -				
IDEAL LAP TIME : 1:57.462		BEST LAP TIME : 1:59.024				
		DIFFERENCE : 1.562				
LAP	SECTOR 1	SECTOR 2	LAP TIME	MPH	DIFF	TIME OF DAY
1 -		32.011	2:03.795	78.28	4.771	09:25:53.265
2 -	1:25.451	33.573	1:59.024 (1)	81.42		09:27:52.289
3 -	1:30.976	IN PIT	2:25.685 P	66.52	26.661	09:30:17.974

P22 45 U Chad HASHMI		Suzuki GSXR1000 -				
IDEAL LAP TIME : 2:22.455		BEST LAP TIME :				
		DIFFERENCE :				
LAP	SECTOR 1	SECTOR 2	LAP TIME	MPH	DIFF	TIME OF DAY
1 -		29.348	1:53.990	85.01		09:25:43.460
2 -	1:53.107	IN PIT	2:33.306 P	63.21		09:28:16.766

BMCRC - MRO Championships 2022 - Rnd 4 @ Oulton Park

BMCRC Thunderbike Ultra

RACE 2 - BEST SECTORS

SECTOR 1			SECTOR 2			IDEAL / BEST COMPARISON						
POS	NO	NAME	TIME	NO	NAME	TIME	POS	NO	NAME	IDEAL	BEST	DIFF
									PERFECT LAP	1:43.804		
1	28	ALLSOP	1:15.668	28	ALLSOP	28.136	1	28	ALLSOP	1:43.804	1:43.804	0.000
2	71	THORNTON	1:16.990	449	WALLINGTON	28.594	2	449	WALLINGTON	1:45.855	1:45.956	0.101
3	275	WILBY	1:17.229	275	WILBY	28.867	3	71	THORNTON	1:45.890	1:45.995	0.105
4	449	WALLINGTON	1:17.261	71	THORNTON	28.900	4	275	WILBY	1:46.096	1:46.119	0.023
5	47	DANCE	1:17.490	47	DANCE	29.130	5	47	DANCE	1:46.620	1:46.620	0.000
6	63	WREN	1:18.842	45	HASHMI	29.348	6	63	WREN	1:48.505	1:48.613	0.108
7	102	FEARN	1:19.166	63	WREN	29.663	7	102	FEARN	1:48.981	1:49.148	0.167
8	13	EDMONDSON	1:19.208	102	FEARN	29.815	8	13	EDMONDSON	1:49.099	1:49.133	0.034
9	460	GATES	1:19.816	13	EDMONDSON	29.891	9	460	GATES	1:49.787	1:49.887	0.100
10	60	McCARTER	1:19.956	258	FRIEND	29.957	10	258	FRIEND	1:49.982	1:49.996	0.014
11	258	FRIEND	1:20.025	29	DINSMORE	29.966	11	60	McCARTER	1:50.190	1:50.452	0.262
12	5	KILLWORTH	1:20.519	460	GATES	29.971	12	5	KILLWORTH	1:50.765	1:50.795	0.030
13	29	DINSMORE	1:20.911	60	McCARTER	30.234	13	29	DINSMORE	1:50.877	1:50.877	0.000
14	20	SWYER	1:21.022	5	KILLWORTH	30.246	14	20	SWYER	1:51.522	1:51.682	0.160
15	19	DONOVAN	1:22.142	20	SWYER	30.500	15	19	DONOVAN	1:52.881	1:52.976	0.095
16	84	BRANCO	1:22.463	19	DONOVAN	30.739	16	84	BRANCO	1:53.691	1:53.691	0.000
17	8	SAUNDERS	1:22.695	8	SAUNDERS	31.004	17	8	SAUNDERS	1:53.699	1:53.724	0.025
18	4	KILLWORTH	1:22.980	84	BRANCO	31.228	18	4	KILLWORTH	1:54.616	1:54.705	0.089
19	41	PRICE	1:25.451	4	KILLWORTH	31.636	19	41	PRICE	1:57.462	1:59.024	1.562
20	103	GOFFORD	1:26.461	41	PRICE	32.011	20	103	GOFFORD	1:58.983	1:59.066	0.083
21	24	REYNOLDS	1:29.293	103	GOFFORD	32.522	21	24	REYNOLDS	2:02.423	2:02.887	0.464
22	45	HASHMI	1:53.107	24	REYNOLDS	33.130	22	45	HASHMI	2:22.455		
23												

BMCRC - MRO Championships 2022 - Rnd 4 @ Oulton Park

BMCRC Thunderbike Ultra

RACE 2 - STATISTICS

Competitors Started	23
Planned Start	2022-06-04 @ 09:20:00.000
Actual Start	2022-06-04 @ 09:23:49.469
Finish Time	2022-06-04 @ 09:37:59.202
Track Length	2.6920mi.
Total Laps	163
Total Distance Covered	438.8006mi.

Session Fastest Lap History

NO	NAME	LAP TIME	TIME OF DAY	LAP	VEHICLE
275	Mark WILBY	1:46.421	09:27:28.237	2	Suzuki GSXR1000
28	Greg ALLSOP	1:45.948	09:27:28.327	2	Yamaha R1
28	Greg ALLSOP	1:44.715	09:30:59.179	4	Yamaha R1
28	Greg ALLSOP	1:43.804	09:32:42.981	5	Yamaha R1

Session Leader History

NO	NAME	FROM LAP	LAPS LED	DISTANCE	VEHICLE
275	Mark WILBY	1	3	8.07 miles	Suzuki GSXR1000
28	Greg ALLSOP	4	5	13.46 miles	Yamaha R1

Flag History

TYPE	TIME OF DAY
GREEN	09:23:49.469
FINISH	09:37:59.202

Flag Statistics

TYPE	COUNT	TOTAL LAPS	TOTAL TIME
Green	1	8	15:39.279
Red	0	0	0.000
Safety Car	0	0	0.000
FCY	0	0	0.000

BMCRC - MRO Championships 2022 - Rnd 4 @ Oulton Park

BMCRC Thunderbike Ultra

RACE 12 - GRID (8 Laps)



ROW 9		26	888 Paul FAGG		25	82 Matt HINNELLS						
ROW 8	24	7 Seb JENKINS		23	334 Anthony BRANDISH		22	24 Mark REYNOLDS	2:02.887			
ROW 7		21	103 Craig GOFFORD	1:59.066		20	41 Paul PRICE	1:59.024		19	4 Hayden KILLWORTH	1:54.705
ROW 6	18	8 Dave SAUNDERS	1:53.724		17	84 Ricardo BRANCO	1:53.691		16	19 Tyler DONOVAN	1:52.976	
ROW 5		15	20 Connor SWYER	1:51.682		14	29 Cecil DINSMORE	1:50.877		13	5 Stacey KILLWORTH	1:50.795
ROW 4	12	60 Liam McCARTER	1:50.452		11	258 Ande FRIEND	1:49.996		10	45 Chad HASHMI		
ROW 3		9	460 Simon GATES	1:49.887		8	102 James FEARN	1:49.148		7	13 Doug EDMONDSON	1:49.133
ROW 2	6	63 Matthew WREN	1:48.613		5	47 Daryl DANCE	1:46.620		4	275 Mark WILBY	1:46.119	
ROW 1		3	71 Ritchie THORNTON	1:45.995		2	449 Luke WALLINGTON	1:45.956		1	28 Greg ALLSOP	1:43.804
											Pole	

Oulton Park International: 2.6920 miles

These results are provisional until the conclusion of any judicial and technical matters.

Clerk Of Course :	Stewards :	Timekeeper : Richard Evans
-------------------	------------	----------------------------

Results can be found at www.tsl-timing.com

Printed - 10:11 Saturday, 04 June 2022



BMCRC - MRO Championships 2022 - Rnd 4 @ Oulton Park

BMCRC Thunderbike Ultra

RACE 12 - CLASSIFICATION



POS	NO	NAME	ENTRY	LAPS	TIME	GAP	DIFF	MPH	BEST	ON
1	28	Greg ALLSOP	Yamaha R1 - Allsop Construction Services ltd	8	14:11.701			91.03	1:44.865	4
2	47	Daryl DANCE	Yamaha YZF R1 - 2 brothers scaffolding	8	14:12.641	0.940	0.940	90.92	1:45.190	3
3	71	Ritchie THORNTON	Kawasaki ZX7R - Team 71	8	14:17.591	5.890	4.950	90.40	1:46.064	8
4	275	Mark WILBY	Suzuki GSXR1000 - Stannah Stairlifts	8	14:25.280	13.579	7.689	89.60	1:45.368	3
5	13	Doug EDMONDSON	Yamaha R1 - Stan Stephens Tuning	8	14:31.044	19.343	5.764	89.00	1:47.979	5
6	460	Simon GATES	Yamaha YZF R1 - No Tallentino Racing Team FATI	8	14:48.880	37.179	17.836	87.22	1:48.727	5
7	102	James FEARN	Suzuki GSXR1000 - Jwf tiling, palmer race skool, th	8	14:51.144	39.443	2.264	87.00	1:49.008	5
8	29	Cecil DINSMORE	Suzuki GSXR 1000 - KnC Motorsport	8	14:53.311	41.610	2.167	86.78	1:50.314	2
9	19	Tyler DONOVAN	Kawasaki ZX10R -	8	15:01.351	49.650	8.040	86.01	1:51.007	2
10	20	Connor SWYER	Suzuki GSXR 1000 K6 - WSC Performace & lleithyr t	8	15:01.587	49.886	0.236	85.99	1:50.439	4
11	60	Liam McCARTER	Suzuki GSXR1000 - Katie McCarter	8	15:03.870	52.169	2.283	85.77	1:50.942	6
12	5	Stacey KILLWORTH	Suzuki GSXR 1000 - Greenplant/Evens	8	15:05.078	53.377	1.208	85.66	1:50.149	2
13	84	Ricardo BRANCO	Yamaha R1 - IMP Racing	8	15:20.185	1:08.484	15.107	84.25	1:52.934	6
14	8	Dave SAUNDERS	Suzuki GSXR1000 - Mum/Dad/JW MOT/Parks Utility	8	15:23.267	1:11.566	3.082	83.97	1:53.668	8
15	4	Hayden KILLWORTH	Honda SK BLADE 954 - Stacey Killworth & Alex Killw	8	15:25.815	1:14.114	2.548	83.74	1:53.965	2
16	103	Craig GOFFORD	Yamaha R1 4XV - Guardian warm roofs, Meala Raci	8	16:06.647	1:54.946	40.832	80.20	1:58.671	6

NOT CLASSIFIED

DNF	449	Luke WALLINGTON	Yamaha R1 4C8 - BW Bespoke Developments Ltd	7	12:25.063	1 Lap	1 Lap	91.05	1:45.298	3
DNF	63	Matthew WREN	Suzuki GSXR - TBR performance	6	11:04.613	2 Laps	1 Lap	87.49	1:48.811	5
DNF	45	Chad HASHMI	Suzuki GSXR1000 -	6	11:19.398	2 Laps	14.785	85.58	1:48.103	3

FASTEST LAP

	28	Greg ALLSOP	Yamaha R1 - Allsop Construction Services ltd	4	1:44.865			92.41 mph	148.73 kph	
--	----	-------------	--	---	----------	--	--	-----------	------------	--

92.5% of Race Speed = 84.20 mph

Weather / Track : Bright / Dry

These results are provisional until the conclusion of any judicial and technical matters.

Race Distance: 8 Laps / 21.53 miles
Oulton Park International: 2.6920 miles
Date: 04/06/2022 Start: 14:22 Finish: 14:36

Clerk Of Course :	Stewards :	Timekeeper : Richard Evans
-------------------	------------	----------------------------

Results can be found at www.tsl-timing.com

Printed - 14:48 Saturday, 04 June 2022



BMCRC - MRO Championships 2022 - Rnd 4 @ Oulton Park

BMCRC Thunderbike Ultra

RACE 12 - LAP CHART

LAP 1 @ 14:24:31.141			103	46.582	2:00.317	4	55.684	1:54.264
NO	BEHIND	LAP TIME	LAP 4 @ 14:29:46.188			8	55.843	1:54.301
NO	BEHIND	LAP TIME	NO	BEHIND	LAP TIME	103	1:27.435	1:58.671
28		1:50.598	28		1:44.865	LAP 7 @ 14:35:04.857		
449	0.735	1:51.333	449	1.803	1:45.427	NO	BEHIND	LAP TIME
47	1.247	1:51.845	47	2.019	1:45.380	28		1:45.381
71	1.443	1:52.041	275	4.566	1:46.424	449	0.749	1:46.735
275	1.589	1:52.187	71	5.787	1:46.135	47	0.933	1:45.940
13	3.181	1:53.779	13	12.989	1:48.186	71	7.213	1:46.183
45	4.126	1:54.724	45	14.034	1:48.674	275	10.347	1:49.521
102	5.242	1:55.840	63	19.401	1:49.752	13	18.737	1:48.173
63	5.912	1:56.510	63	19.401	1:49.752	460	33.254	1:51.749
29	6.223	1:56.821	102	19.957	1:50.595	102	36.301	1:56.274
5	6.828	1:57.426	460	21.579	1:49.637	29	38.392	1:51.414
460	7.023	1:57.621	29	24.203	1:50.859	19	44.461	1:52.064
60	8.198	1:58.796	5	25.130	1:51.503	20	45.236	1:51.895
19	9.531	2:00.129	60	28.137	1:51.477	5	46.139	1:53.984
84	10.600	2:01.198	19	28.558	1:51.087	60	47.068	1:52.321
20	10.955	2:01.553	20	28.828	1:50.439	84	1:01.116	1:53.657
4	12.000	2:02.598	84	39.017	1:54.519	4	1:05.126	1:55.428
8	12.909	2:03.507	4	40.063	1:54.632	8	1:05.285	1:55.428
103	16.367	2:06.965	8	40.182	1:54.472	103	1:42.218	2:00.769
LAP 2 @ 14:26:16.342			103	1:01.566	1:59.849			
NO	BEHIND	LAP TIME	LAP 5 @ 14:31:33.481			LAP 8 @ 14:36:52.244		
NO	BEHIND	LAP TIME	NO	BEHIND	LAP TIME	NO	BEHIND	LAP TIME
28		1:45.201	449		1:45.490	28		1:47.387
449	0.924	1:45.390	28	0.299	1:47.592	47	0.940	1:47.394
47	1.295	1:45.249	47	0.492	1:45.766	71	5.890	1:46.064
275	2.620	1:46.232	275	4.651	1:47.378	275	13.579	1:50.619
71	3.311	1:47.069	71	5.053	1:46.559	13	19.343	1:47.993
13	6.519	1:48.539	13	13.675	1:47.979	460	37.179	1:51.312
45	7.103	1:48.178	45	16.426	1:49.685	102	39.443	1:50.529
102	9.063	1:49.022	63	20.919	1:48.811	29	41.610	1:50.605
63	9.847	1:49.136	102	21.672	1:49.008	19	49.650	1:52.576
29	11.336	1:50.314	460	23.013	1:48.727	20	49.886	1:52.037
5	11.776	1:50.149	29	27.600	1:50.690	60	52.169	1:52.488
460	12.005	1:50.183	5	29.810	1:51.973	5	53.377	1:54.625
60	14.159	1:51.162	19	32.504	1:51.239	84	1:08.484	1:54.755
19	15.337	1:51.007	20	34.234	1:52.699	8	1:11.566	1:53.668
20	17.666	1:51.912	60	35.181	1:54.337	4	1:14.114	1:56.375
84	19.732	1:54.333	84	45.901	1:54.177	103	1:54.946	2:00.115
4	20.764	1:53.965	4	46.810	1:54.040			
8	21.477	1:53.769	8	46.932	1:54.043			
103	31.246	2:00.080	103	1:14.154	1:59.881			
LAP 3 @ 14:28:01.323			LAP 6 @ 14:33:18.871					
NO	BEHIND	LAP TIME	NO	BEHIND	LAP TIME			
28		1:44.981	449		1:45.390			
449	1.241	1:45.298	28	0.605	1:45.696			
47	1.504	1:45.190	47	0.979	1:45.877			
275	3.007	1:45.368	275	6.812	1:47.551			
71	4.517	1:46.187	71	7.016	1:47.353			
13	9.668	1:48.130	13	16.550	1:48.265			
45	10.225	1:48.103	102	26.013	1:49.731			
102	14.227	1:50.145	63	26.285	1:50.756			
63	14.514	1:49.648	460	27.491	1:49.868			
460	16.807	1:49.783	29	32.964	1:50.754			
29	18.209	1:51.854	5	38.141	1:53.721			
5	18.492	1:51.697	19	38.383	1:51.269			
60	21.525	1:52.347	20	39.327	1:50.483			
19	22.336	1:51.980	60	40.733	1:50.942			
20	23.254	1:50.569	45	41.070	2:10.034 P			
84	29.363	1:54.612	84	53.445	1:52.934			
4	30.296	1:54.513						
8	30.575	1:54.079						

Weather / Track : Bright / Dry

Results can be found at www.tsl-timing.com

Oulton Park International: 2.6920 miles
Date: 04/06/2022 Start: 14:22 Finish: 14:36

Printed - 14:48 Saturday, 04 June 2022

BMCRC - MRO Championships 2022 - Rnd 4 @ Oulton Park

BMCRC Thunderbike Ultra

RACE 12 - SECTOR ANALYSIS



SECTOR 1 = FL to I1, SECTOR 2 = I1 to FL, DIFF = Difference To Personal Best Lap, P = Crossed Finish Line in Pit Lane, D = Time Disallowed

P1 28 U		Greg ALLSOP		Yamaha R1 - Allsop Construction Services Ltd			
IDEAL LAP TIME : 1:44.686		BEST LAP TIME : 1:44.865		DIFFERENCE : 0.179			
LAP	SECTOR 1	SECTOR 2	LAP TIME	MPH	DIFF	TIME OF DAY	
1 -		28.588	1:50.598	87.62	5.733	14:24:31.141	
2 -	1:16.695	28.506	1:45.201 (3)	92.12	0.336	14:26:16.342	
3 -	1:16.274	28.707	1:44.981 (2)	92.31	0.116	14:28:01.323	
4 -	1:16.453	28.412	1:44.865 (1)	92.41		14:29:46.188	
5 -	1:18.244	29.348	1:47.592	90.07	2.727	14:31:33.780	
6 -	1:17.223	28.473	1:45.696	91.69	0.831	14:33:19.476	
7 -	1:16.733	28.648	1:45.381	91.96	0.516	14:35:04.857	
8 -	1:17.083	30.304	1:47.387	90.24	2.522	14:36:52.244	

P2 47 U		Daryl DANCE		Yamaha YZF R1 - 2 brothers scaffolding			
IDEAL LAP TIME : 1:45.010		BEST LAP TIME : 1:45.190		DIFFERENCE : 0.180			
LAP	SECTOR 1	SECTOR 2	LAP TIME	MPH	DIFF	TIME OF DAY	
1 -		28.892	1:51.845	86.64	6.655	14:24:32.388	
2 -	1:16.540	28.709	1:45.249 (2)	92.07	0.059	14:26:17.637	
3 -	1:16.600	28.590	1:45.190 (1)	92.13		14:28:02.827	
4 -	1:16.508	28.872	1:45.380 (3)	91.96	0.190	14:29:48.207	
5 -	1:16.893	28.873	1:45.766	91.62	0.576	14:31:33.973	
6 -	1:17.375	28.502	1:45.877	91.53	0.687	14:33:19.850	
7 -	1:16.926	29.014	1:45.940	91.47	0.750	14:35:05.790	
8 -	1:17.630	29.764	1:47.394	90.24	2.204	14:36:53.184	

P3 71 U		Ritchie THORNTON		Kawasaki ZX7R - Team 71			
IDEAL LAP TIME : 1:45.357		BEST LAP TIME : 1:46.064		DIFFERENCE : 0.707			
LAP	SECTOR 1	SECTOR 2	LAP TIME	MPH	DIFF	TIME OF DAY	
1 -		29.217	1:52.041	86.49	5.977	14:24:32.584	
2 -	1:18.038	29.031	1:47.069	90.51	1.005	14:26:19.653	
3 -	1:17.271	28.916	1:46.187	91.26	0.123	14:28:05.840	
4 -	1:17.085	29.050	1:46.135 (2)	91.31	0.071	14:29:51.975	
5 -	1:17.193	29.366	1:46.559	90.94	0.495	14:31:38.534	
6 -	1:18.105	29.248	1:47.353	90.27	1.289	14:33:25.887	
7 -	1:17.446	28.737	1:46.183 (3)	91.26	0.119	14:35:12.070	
8 -	1:16.620	29.444	1:46.064 (1)	91.37		14:36:58.134	

P4 275 U		Mark WILBY		Suzuki GSXR1000 - Stannah Stairlifts			
IDEAL LAP TIME : 1:45.247		BEST LAP TIME : 1:45.368		DIFFERENCE : 0.121			
LAP	SECTOR 1	SECTOR 2	LAP TIME	MPH	DIFF	TIME OF DAY	
1 -		28.659	1:52.187	86.38	6.819	14:24:32.730	
2 -	1:17.542	28.690	1:46.232 (2)	91.22	0.864	14:26:18.962	
3 -	1:16.588	28.780	1:45.368 (1)	91.97		14:28:04.330	
4 -	1:17.388	29.036	1:46.424 (3)	91.06	1.056	14:29:50.754	
5 -	1:17.970	29.408	1:47.378	90.25	2.010	14:31:38.132	
6 -	1:18.247	29.304	1:47.551	90.10	2.183	14:33:25.683	
7 -	1:19.698	29.823	1:49.521	88.48	4.153	14:35:15.204	
8 -	1:20.055	30.564	1:50.619	87.60	5.251	14:37:05.823	

P5 13 U		Doug EDMONDSON		Yamaha R1 - Stan Stephens Tuning			
IDEAL LAP TIME : 1:47.603		BEST LAP TIME : 1:47.979		DIFFERENCE : 0.376			
LAP	SECTOR 1	SECTOR 2	LAP TIME	MPH	DIFF	TIME OF DAY	
1 -		29.437	1:53.779	85.17	5.800	14:24:34.322	
2 -	1:18.901	29.638	1:48.539	89.28	0.560	14:26:22.861	
3 -	1:18.309	29.821	1:48.130 (3)	89.62	0.151	14:28:10.991	
4 -	1:18.568	29.618	1:48.186	89.58	0.207	14:29:59.177	
5 -	1:18.190	29.789	1:47.979 (1)	89.75		14:31:47.156	
6 -	1:18.644	29.621	1:48.265	89.51	0.286	14:33:35.421	
7 -	1:18.534	29.639	1:48.173	89.59	0.194	14:35:23.594	
8 -	1:18.166	29.827	1:47.993 (2)	89.74	0.014	14:37:11.587	

BMCRC - MRO Championships 2022 - Rnd 4 @ Oulton Park

BMCRC Thunderbike Ultra

RACE 12 - SECTOR ANALYSIS



SECTOR 1 = FL to I1, SECTOR 2 = I1 to FL, DIFF = Difference To Personal Best Lap, P = Crossed Finish Line in Pit Lane, D = Time Disallowed

P6 460 U		Simon GATES		Yamaha YZF R1 - No Tallentino Racing Team FATI			
IDEAL LAP TIME : 1:48.714		BEST LAP TIME : 1:48.727		DIFFERENCE : 0.013			
LAP	SECTOR 1	SECTOR 2	LAP TIME	MPH	DIFF	TIME OF DAY	
1 -		29.848	1:57.621	82.39	8.894	14:24:38.164	
2 -	1:20.340	29.843	1:50.183	87.95	1.456	14:26:28.347	
3 -	1:20.036	29.747	1:49.783 (3)	88.27	1.056	14:28:18.130	
4 -	1:19.619	30.018	1:49.637 (2)	88.39	0.910	14:30:07.767	
5 -	1:18.967	29.760	1:48.727 (1)	89.13		14:31:56.494	
6 -	1:19.900	29.968	1:49.868	88.20	1.141	14:33:46.362	
7 -	1:19.652	32.097	1:51.749	86.72	3.022	14:35:38.111	
8 -	1:20.087	31.225	1:51.312	87.06	2.585	14:37:29.423	

P7 102 U		James FEARN		Suzuki GSXR1000 - Jwf tiling, palmer race skool, the factory			
IDEAL LAP TIME : 1:48.881		BEST LAP TIME : 1:49.008		DIFFERENCE : 0.127			
LAP	SECTOR 1	SECTOR 2	LAP TIME	MPH	DIFF	TIME OF DAY	
1 -		29.698	1:55.840	83.66	6.832	14:24:36.383	
2 -	1:19.340	29.682	1:49.022 (2)	88.89	0.014	14:26:25.405	
3 -	1:20.298	29.847	1:50.145	87.98	1.137	14:28:15.550	
4 -	1:20.426	30.169	1:50.595	87.62	1.587	14:30:06.145	
5 -	1:19.354	29.654	1:49.008 (1)	88.90		14:31:55.153	
6 -	1:19.672	30.059	1:49.731 (3)	88.31	0.723	14:33:44.884	
7 -	1:20.425	35.849	1:56.274	83.34	7.266	14:35:41.158	
8 -	1:19.227	31.302	1:50.529	87.68	1.521	14:37:31.687	

P8 29 U		Cecil DINSMORE		Suzuki GSXR 1000 - KnC Motorsport			
IDEAL LAP TIME : 1:49.973		BEST LAP TIME : 1:50.314		DIFFERENCE : 0.341			
LAP	SECTOR 1	SECTOR 2	LAP TIME	MPH	DIFF	TIME OF DAY	
1 -		29.792	1:56.821	82.95	6.507	14:24:37.364	
2 -	1:20.181	30.133	1:50.314 (1)	87.85		14:26:27.678	
3 -	1:21.355	30.499	1:51.854	86.64	1.540	14:28:19.532	
4 -	1:20.663	30.196	1:50.859	87.42	0.545	14:30:10.391	
5 -	1:20.349	30.341	1:50.690 (3)	87.55	0.376	14:32:01.081	
6 -	1:20.537	30.217	1:50.754	87.50	0.440	14:33:51.835	
7 -	1:20.372	31.042	1:51.414	86.98	1.100	14:35:43.249	
8 -	1:20.616	29.989	1:50.605 (2)	87.62	0.291	14:37:33.854	

P9 19 U		Tyler DONOVAN		Kawasaki ZX10R -			
IDEAL LAP TIME : 1:50.494		BEST LAP TIME : 1:51.007		DIFFERENCE : 0.513			
LAP	SECTOR 1	SECTOR 2	LAP TIME	MPH	DIFF	TIME OF DAY	
1 -		30.768	2:00.129	80.67	9.122	14:24:40.672	
2 -	1:21.048	29.959	1:51.007 (1)	87.30		14:26:31.679	
3 -	1:21.717	30.263	1:51.980	86.54	0.973	14:28:23.659	
4 -	1:20.664	30.423	1:51.087 (2)	87.24	0.080	14:30:14.746	
5 -	1:20.535	30.704	1:51.239 (3)	87.12	0.232	14:32:05.985	
6 -	1:20.800	30.469	1:51.269	87.09	0.262	14:33:57.254	
7 -	1:21.058	31.006	1:52.064	86.48	1.057	14:35:49.318	
8 -	1:21.717	30.859	1:52.576	86.08	1.569	14:37:41.894	

P10 20 U		Connor SWYER		Suzuki GSXR 1000 K6 - WSC Performace & lleithyr farm			
IDEAL LAP TIME : 1:50.344		BEST LAP TIME : 1:50.439		DIFFERENCE : 0.095			
LAP	SECTOR 1	SECTOR 2	LAP TIME	MPH	DIFF	TIME OF DAY	
1 -		31.121	2:01.553	79.72	11.114	14:24:42.096	
2 -	1:21.565	30.347	1:51.912	86.59	1.473	14:26:34.008	
3 -	1:20.592	29.977	1:50.569 (3)	87.64	0.130	14:28:24.577	
4 -	1:20.396	30.043	1:50.439 (1)	87.75		14:30:15.016	
5 -	1:22.188	30.511	1:52.699	85.99	2.260	14:32:07.715	
6 -	1:20.367	30.116	1:50.483 (2)	87.71	0.044	14:33:58.198	
7 -	1:21.134	30.761	1:51.895	86.61	1.456	14:35:50.093	
8 -	1:21.664	30.373	1:52.037	86.50	1.598	14:37:42.130	

BMCRC - MRO Championships 2022 - Rnd 4 @ Oulton Park

BMCRC Thunderbike Ultra

RACE 12 - SECTOR ANALYSIS



SECTOR 1 = FL to I1, SECTOR 2 = I1 to FL, DIFF = Difference To Personal Best Lap, P = Crossed Finish Line in Pit Lane, D = Time Disallowed

P11 60 U		Liam McCARTER		Suzuki GSXR1000 - Katie McCarter			
IDEAL LAP TIME : 1:50.522		BEST LAP TIME : 1:50.942		DIFFERENCE : 0.420			
LAP	SECTOR 1	SECTOR 2	LAP TIME	MPH	DIFF	TIME OF DAY	
1 -		30.601	1:58.796	81.57	7.854	14:24:39.339	
2 -	1:20.882	30.280	1:51.162 (2)	87.18	0.220	14:26:30.501	
3 -	1:21.876	30.471	1:52.347	86.26	1.405	14:28:22.848	
4 -	1:20.535	30.942	1:51.477 (3)	86.93	0.535	14:30:14.325	
5 -	1:23.401	30.936	1:54.337	84.76	3.395	14:32:08.662	
6 -	1:20.242	30.700	1:50.942 (1)	87.35		14:33:59.604	
7 -	1:21.041	31.280	1:52.321	86.28	1.379	14:35:51.925	
8 -	1:21.185	31.303	1:52.488	86.15	1.546	14:37:44.413	

P12 5 U		Stacey KILLWORTH		Suzuki GSXR 1000 - Greenplant/Everns			
IDEAL LAP TIME : 1:50.149		BEST LAP TIME : 1:50.149		DIFFERENCE : 0.000			
LAP	SECTOR 1	SECTOR 2	LAP TIME	MPH	DIFF	TIME OF DAY	
1 -		30.090	1:57.426	82.53	7.277	14:24:37.969	
2 -	1:20.167	29.982	1:50.149 (1)	87.98		14:26:28.118	
3 -	1:21.148	30.549	1:51.697 (3)	86.76	1.548	14:28:19.815	
4 -	1:20.919	30.584	1:51.503 (2)	86.91	1.354	14:30:11.318	
5 -	1:21.228	30.745	1:51.973	86.55	1.824	14:32:03.291	
6 -	1:22.338	31.383	1:53.721	85.21	3.572	14:33:57.012	
7 -	1:22.877	31.107	1:53.984	85.02	3.835	14:35:50.996	
8 -	1:23.278	31.347	1:54.625	84.54	4.476	14:37:45.621	

P13 84 U		Ricardo BRANCO		Yamaha R1 - IMP Racing			
IDEAL LAP TIME : 1:52.934		BEST LAP TIME : 1:52.934		DIFFERENCE : 0.000			
LAP	SECTOR 1	SECTOR 2	LAP TIME	MPH	DIFF	TIME OF DAY	
1 -		31.217	2:01.198	79.96	8.264	14:24:41.741	
2 -	1:23.136	31.197	1:54.333	84.76	1.399	14:26:36.074	
3 -	1:23.495	31.117	1:54.612	84.55	1.678	14:28:30.686	
4 -	1:23.681	30.838	1:54.519	84.62	1.585	14:30:25.205	
5 -	1:23.029	31.148	1:54.177 (3)	84.87	1.243	14:32:19.382	
6 -	1:22.366	30.568	1:52.934 (1)	85.81		14:34:12.316	
7 -	1:22.493	31.164	1:53.657 (2)	85.26	0.723	14:36:05.973	
8 -	1:23.709	31.046	1:54.755	84.45	1.821	14:38:00.728	

P14 8 U		Dave SAUNDERS		Suzuki GSXR1000 - Mum/Dad/JW MOT/Parks Utility			
IDEAL LAP TIME : 1:53.499		BEST LAP TIME : 1:53.668		DIFFERENCE : 0.169			
LAP	SECTOR 1	SECTOR 2	LAP TIME	MPH	DIFF	TIME OF DAY	
1 -		31.391	2:03.507	78.46	9.839	14:24:44.050	
2 -	1:22.602	31.167	1:53.769 (2)	85.18	0.101	14:26:37.819	
3 -	1:22.824	31.255	1:54.079	84.95	0.411	14:28:31.898	
4 -	1:23.365	31.107	1:54.472	84.66	0.804	14:30:26.370	
5 -	1:23.124	30.919	1:54.043 (3)	84.97	0.375	14:32:20.413	
6 -	1:22.938	31.363	1:54.301	84.78	0.633	14:34:14.714	
7 -	1:23.076	32.352	1:55.428	83.95	1.760	14:36:10.142	
8 -	1:22.580	31.088	1:53.668 (1)	85.25		14:38:03.810	

P15 4 U		Hayden KILLWORTH		Honda SK BLADE 954 - Stacey Killworth & Alex Killworth			
IDEAL LAP TIME : 1:53.627		BEST LAP TIME : 1:53.965		DIFFERENCE : 0.338			
LAP	SECTOR 1	SECTOR 2	LAP TIME	MPH	DIFF	TIME OF DAY	
1 -		31.087	2:02.598	79.04	8.633	14:24:43.141	
2 -	1:22.540	31.425	1:53.965 (1)	85.03		14:26:37.106	
3 -	1:23.211	31.302	1:54.513	84.63	0.548	14:28:31.619	
4 -	1:23.312	31.320	1:54.632	84.54	0.667	14:30:26.251	
5 -	1:22.584	31.456	1:54.040 (2)	84.98	0.075	14:32:20.291	
6 -	1:22.709	31.555	1:54.264 (3)	84.81	0.299	14:34:14.555	
7 -	1:23.037	32.391	1:55.428	83.95	1.463	14:36:09.983	
8 -	1:24.004	32.371	1:56.375	83.27	2.410	14:38:06.358	

BMCRC - MRO Championships 2022 - Rnd 4 @ Oulton Park

BMCRC Thunderbike Ultra

RACE 12 - SECTOR ANALYSIS



SECTOR 1 = FL to I1, SECTOR 2 = I1 to FL, DIFF = Difference To Personal Best Lap, P = Crossed Finish Line in Pit Lane, D = Time Disallowed

P16 103 U		Craig GOFFORD		Yamaha R1 4XV - Guardian warm roofs, Meala Racing Develop		
IDEAL LAP TIME : 1:58.671		BEST LAP TIME : 1:58.671		DIFFERENCE : 0.000		
LAP	SECTOR 1	SECTOR 2	LAP TIME	MPH	DIFF	TIME OF DAY
1 -		32.791	2:06.965	76.33	8.294	14:24:47.508
2 -	1:26.901	33.179	2:00.080	80.70	1.409	14:26:47.588
3 -	1:27.520	32.797	2:00.317	80.54	1.646	14:28:47.905
4 -	1:27.011	32.838	1:59.849 (2)	80.86	1.178	14:30:47.754
5 -	1:26.995	32.886	1:59.881 (3)	80.84	1.210	14:32:47.635
6 -	1:26.169	32.502	1:58.671 (1)	81.66		14:34:46.306
7 -	1:26.605	34.164	2:00.769	80.24	2.098	14:36:47.075
8 -	1:26.660	33.455	2:00.115	80.68	1.444	14:38:47.190

P17 449 U		Luke WALLINGTON		Yamaha R1 4C8 - BW Bespoke Developments Ltd		
IDEAL LAP TIME : 1:44.922		BEST LAP TIME : 1:45.298		DIFFERENCE : 0.376		
LAP	SECTOR 1	SECTOR 2	LAP TIME	MPH	DIFF	TIME OF DAY
1 -		28.727	1:51.333	87.04	6.035	14:24:31.876
2 -	1:16.757	28.633	1:45.390 (2)	91.95	0.092	14:26:17.266
3 -	1:16.489	28.809	1:45.298 (1)	92.03		14:28:02.564
4 -	1:16.598	28.829	1:45.427	91.92	0.129	14:29:47.991
5 -	1:16.799	28.691	1:45.490	91.86	0.192	14:31:33.481
6 -	1:16.289	29.101	1:45.390 (2)	91.95	0.092	14:33:18.871
7 -	1:17.185	29.550	1:46.735	90.79	1.437	14:35:05.606

P18 63 U		Matthew WREN		Suzuki GSXR - TBR performance		
IDEAL LAP TIME : 1:48.412		BEST LAP TIME : 1:48.811		DIFFERENCE : 0.399		
LAP	SECTOR 1	SECTOR 2	LAP TIME	MPH	DIFF	TIME OF DAY
1 -		29.702	1:56.510	83.17	7.699	14:24:37.053
2 -	1:19.710	29.426	1:49.136 (2)	88.80	0.325	14:26:26.189
3 -	1:19.690	29.958	1:49.648 (3)	88.38	0.837	14:28:15.837
4 -	1:19.764	29.988	1:49.752	88.30	0.941	14:30:05.589
5 -	1:18.986	29.825	1:48.811 (1)	89.06		14:31:54.400
6 -	1:20.738	30.018	1:50.756	87.50	1.945	14:33:45.156

P19 45 U		Chad HASHMI		Suzuki GSXR1000 -		
IDEAL LAP TIME : 1:47.400		BEST LAP TIME : 1:48.103		DIFFERENCE : 0.703		
LAP	SECTOR 1	SECTOR 2	LAP TIME	MPH	DIFF	TIME OF DAY
1 -		29.415	1:54.724	84.47	6.621	14:24:35.267
2 -	1:19.088	29.090	1:48.178 (2)	89.58	0.075	14:26:23.445
3 -	1:18.310	29.793	1:48.103 (1)	89.64		14:28:11.548
4 -	1:19.008	29.666	1:48.674 (3)	89.17	0.571	14:30:00.222
5 -	1:19.710	29.975	1:49.685	88.35	1.582	14:31:49.907
6 -	1:28.291	IN PIT	2:10.034 P	74.52	21.931	14:33:59.941

BMCRC - MRO Championships 2022 - Rnd 4 @ Oulton Park

BMCRC Thunderbike Ultra

RACE 12 - BEST SECTORS

SECTOR 1			SECTOR 2			IDEAL / BEST COMPARISON						
POS	NO	NAME	TIME	NO	NAME	TIME	POS	NO	NAME	IDEAL	BEST	DIFF
1	28	ALLSOP	1:16.274	28	ALLSOP	28.412	1	28	ALLSOP	1:44.686	1:44.865	0.179
2	449	WALLINGTON	1:16.289	47	DANCE	28.502	2	449	WALLINGTON	1:44.922	1:45.298	0.376
3	47	DANCE	1:16.508	449	WALLINGTON	28.633	3	47	DANCE	1:45.010	1:45.190	0.180
4	275	WILBY	1:16.588	275	WILBY	28.659	4	275	WILBY	1:45.247	1:45.368	0.121
5	71	THORNTON	1:16.620	71	THORNTON	28.737	5	71	THORNTON	1:45.357	1:46.064	0.707
6	13	EDMONDSON	1:18.166	45	HASHMI	29.090	6	45	HASHMI	1:47.400	1:48.103	0.703
7	45	HASHMI	1:18.310	63	WREN	29.426	7	13	EDMONDSON	1:47.603	1:47.979	0.376
8	460	GATES	1:18.967	13	EDMONDSON	29.437	8	63	WREN	1:48.412	1:48.811	0.399
9	63	WREN	1:18.986	102	FEARN	29.654	9	460	GATES	1:48.714	1:48.727	0.013
10	102	FEARN	1:19.227	460	GATES	29.747	10	102	FEARN	1:48.881	1:49.008	0.127
11	5	KILLWORTH	1:20.167	29	DINSMORE	29.792	11	29	DINSMORE	1:49.973	1:50.314	0.341
12	29	DINSMORE	1:20.181	19	DONOVAN	29.959	12	5	KILLWORTH	1:50.149	1:50.149	0.000
13	60	McCARTER	1:20.242	20	SWYER	29.977	13	20	SWYER	1:50.344	1:50.439	0.095
14	20	SWYER	1:20.367	5	KILLWORTH	29.982	14	19	DONOVAN	1:50.494	1:51.007	0.513
15	19	DONOVAN	1:20.535	60	McCARTER	30.280	15	60	McCARTER	1:50.522	1:50.942	0.420
16	84	BRANCO	1:22.366	84	BRANCO	30.568	16	84	BRANCO	1:52.934	1:52.934	0.000
17	4	KILLWORTH	1:22.540	8	SAUNDERS	30.919	17	8	SAUNDERS	1:53.499	1:53.668	0.169
18	8	SAUNDERS	1:22.580	4	KILLWORTH	31.087	18	4	KILLWORTH	1:53.627	1:53.965	0.338
19	103	GOFFORD	1:26.169	103	GOFFORD	32.502	19	103	GOFFORD	1:58.671	1:58.671	0.000

BMCRC - MRO Championships 2022 - Rnd 4 @ Oulton Park

BMCRC Thunderbike Ultra

RACE 12 - STATISTICS

Competitors Started 19
Planned Start 2022-06-04 @ 14:00:00.000
Actual Start 2022-06-04 @ 14:22:40.542
Finish Time 2022-06-04 @ 14:36:52.243
Track Length 2.6920mi.
Total Laps 147
Total Distance Covered 395.7281mi.

Session Fastest Lap History

NO	NAME	LAP TIME	TIME OF DAY	LAP	VEHICLE
28	Greg ALLSOP	1:45.201	14:26:16.367	2	Yamaha R1
28	Greg ALLSOP	1:44.981	14:28:01.347	3	Yamaha R1
28	Greg ALLSOP	1:44.865	14:29:46.214	4	Yamaha R1

Session Leader History

NO	NAME	FROM LAP	LAPS LED	DISTANCE	VEHICLE
28	Greg ALLSOP	1	4	10.76 miles	Yamaha R1
449	Luke WALLINGTON	5	2	5.38 miles	Yamaha R1 4C8
28	Greg ALLSOP	7	2	5.38 miles	Yamaha R1

Flag History

TYPE	TIME OF DAY
GREEN	14:22:40.542
FINISH	14:36:52.243

Flag Statistics

TYPE	COUNT	TOTAL LAPS	TOTAL TIME
Green	1	8	16:18.847
Red	0	0	0.000
Safety Car	0	0	0.000
FCY	0	0	0.000



BMCRC THUNDERBIKE SPORT & EXTREME

Supported by Steve Jordan Motorcycles



**BMCRC-MRO Championships - Round 4
Oulton Park International
3rd / 4th June 2022**



Timing & Results Provided by Timing Solutions Ltd

www.tsl-timing.com

BMCRC - MRO Championships 2022 - Rnd 4 @ Oulton Park

BMCRC Thunderbike Sport & Extreme

QUALIFYING - CLASSIFICATION

POS	NO	CL	PIC NAME	ENTRY	TIME	ON	LAPS	GAP	DIFF	MPH
1	240	E	1 Andy SCANLON	Ducati 996 - hel, Continental, Dads wallet	2:05.745	4	5			77.07
2	148		1 Matt SAYLE	Yamaha R6 5EB - The original body shop	2:08.461	5	6	2.716	2.716	75.44
3	51	E	2 Michael HOGARTH	Honda SP1 RC-51 - WHR Racing	2:09.231	6	6	3.486	0.770	74.99
4	69		2 Tony RUSSO	Yamaha R6 - Wymark Lubricants	2:09.682	5	6	3.937	0.451	74.73
5	54		3 Adam JAMISON	Yamaha R6 - Team AJR	2:10.760	2	2	5.015	1.078	74.11
6	77	E	3 David MAY	Suzuki GSXR 750 K1 - ELP Racing	2:11.455	5	5	5.710	0.695	73.72
7	38	E	4 Paul QUINN	Aprilia RSV 1000 R Mille - Team Jock	2:11.924	5	5	6.179	0.469	73.46
8	93		4 Tony BOTTO	Suzuki SV 650 - TB Motorcycles	2:13.320	5	5	7.575	1.396	72.69
9	129	E	5 Derek CRIPPS	Yamaha R1 - Kelly Cripps - Team FBR	2:15.360	5	5	9.615	2.040	71.59
10	43		5 Colin WALKEY	Kawasaki ZX6R G2 - ELP Racing	2:15.634	5	5	9.889	0.274	71.45
11	117		6 Brandon WRIGHT	Suzuki SV650 - OneEliquids.com	2:16.091	5	5	10.346	0.457	71.21
12	84		7 Ricardo BRANCO	Yamaha R6 - IMP Racing	2:17.235	5	5	11.490	1.144	70.61
13	624		8 Matthew FEDRICK	Yamaha R6 - Matthew Fedrick farriers ltd/ Palmer Race	2:18.598	5	5	12.853	1.363	69.92
14	76		9 Jack KNIGHTS	Kawasaki NINJA 400 -	2:18.731	4	4	12.986	0.133	69.85
15	34		10 Sean COOKNEY	Yamaha R6 - S34N RACING	2:18.762	4	5	13.017	0.031	69.84
16	81		11 Malvern MAY	Honda CBR600RR - IMP racing	2:19.069	3	5	13.324	0.307	69.68
17	55	E	6 Nick HODGINS	Suzuki GSXR 750 - Dad, Claire, Super Sam, ASR, Caz	2:19.810	5	5	14.065	0.741	69.31
18	6	E	7 Andrew FIRTH	Yamaha YZF-R1 - LTRmotorcycles.co.uk / Palmer Race	2:19.985	4	5	14.240	0.175	69.23
19	42	E	8 Alan WOOD	Suzuki GSXR750 - J.Clubb Aggregates & Concrete	2:20.082	3	3	14.337	0.097	69.18
20	25		12 Harrison DAY	Yamaha R6 -	2:20.139	4	5	14.394	0.057	69.15
21	48		13 Shaun WALLIS	Yamaha R6 - MBC Despatch Racing	2:22.495	5	5	16.750	2.356	68.01
22	28		14 David SPENCER	Suzuki GSXR 600 -	2:26.219	3	5	20.474	3.724	66.27
23	19		15 Michael REGAN	Yamaha YZF-R6 - North weald motorcycles	2:26.873	4	5	21.128	0.654	65.98
24	119	E	9 Simon HEALEY	Yamaha R1 - Popular Tyres Ltd / Pro Parts Ltd	2:27.508	4	5	21.763	0.635	65.70
25	63		16 Robert BUSH	Suzuki GSXR 600 - Legacy Racing	2:28.536	5	5	22.791	1.028	65.24
26	108	R	1 Liam ARMITAGE	Kawasaki ZX636 - LA KITCHENS	2:33.157	3	4	27.412	4.621	63.27

Weather / Track : Showers / Wet

These results are provisional until the conclusion of any judicial and technical matters.

Oulton Park International: 2.6920 miles
Date: 03/06/2022 Start: 09:23 Finish: 09:34

Clerk Of Course :	Stewards :	Timekeeper : Richard Evans
-------------------	------------	----------------------------

Results can be found at www.tsl-timing.com

Printed - 09:38 Friday, 03 June 2022



BMCRC - MRO Championships 2022 - Rnd 4 @ Oulton Park

BMCRC Thunderbike Sport & Extreme

QUALIFYING - SECTOR ANALYSIS



SECTOR 1 = FL to I1, SECTOR 2 = I1 to FL, DIFF = Difference To Personal Best Lap, P = Crossed Finish Line in Pit Lane, D = Time Disallowed

P1 240 E		Andy SCANLON		Ducati 996 - hel, Continental, Dads wallet			
IDEAL LAP TIME : 2:05.745		BEST LAP TIME : 2:05.745		DIFFERENCE : 0.000			
LAP	SECTOR 1	SECTOR 2	LAP TIME	MPH	DIFF	TIME OF DAY	
1 -	1:41.728	35.605	2:17.333	70.56	11.588	09:25:43.685	
2 -	1:33.021	35.132	2:08.153 (2)	75.62	2.408	09:27:51.838	
3 -	1:34.097	34.282	2:08.379 (3)	75.48	2.634	09:30:00.217	
4 -	1:31.662	34.083	2:05.745 (1)	77.07		09:32:05.962	
5 -	1:36.029	IN PIT	2:22.560 P	67.98	16.815	09:34:28.522	

P2 148		Matt SAYLE		Yamaha R6 5EB - The original body shop			
IDEAL LAP TIME : 2:08.461		BEST LAP TIME : 2:08.461		DIFFERENCE : 0.000			
LAP	SECTOR 1	SECTOR 2	LAP TIME	MPH	DIFF	TIME OF DAY	
1 -	1:45.555	36.905	2:22.460	68.02	13.999	09:25:48.903	
2 -	1:33.784	35.546	2:09.330 (2)	74.93	0.869	09:27:58.233	
3 -	1:33.790	35.927	2:09.717	74.71	1.256	09:30:07.950	
4 -	1:34.089	35.485	2:09.574 (3)	74.79	1.113	09:32:17.524	
5 -	1:33.361	35.100	2:08.461 (1)	75.44		09:34:25.985	
6 -	1:35.406	IN PIT	2:22.811 P	67.86	14.350	09:36:48.796	

P3 51 E		Michael HOGARTH		Honda SP1 RC-51 - WHR Racing			
IDEAL LAP TIME : 2:08.718		BEST LAP TIME : 2:09.231		DIFFERENCE : 0.513			
LAP	SECTOR 1	SECTOR 2	LAP TIME	MPH	DIFF	TIME OF DAY	
1 -	1:40.830	36.515	2:17.345	70.56	8.114	09:25:40.537	
2 -	1:34.876	36.319	2:11.195	73.86	1.964	09:27:51.732	
3 -	1:35.166	35.658	2:10.824	74.07	1.593	09:30:02.556	
4 -	1:33.931	35.858	2:09.789 (3)	74.66	0.558	09:32:12.345	
5 -	1:33.394	36.327	2:09.721 (2)	74.70	0.490	09:34:22.066	
6 -	1:33.907	35.324	2:09.231 (1)	74.99		09:36:31.297	

P4 69		Tony RUSSO		Yamaha R6 - Wymark Lubricants			
IDEAL LAP TIME : 2:09.682		BEST LAP TIME : 2:09.682		DIFFERENCE : 0.000			
LAP	SECTOR 1	SECTOR 2	LAP TIME	MPH	DIFF	TIME OF DAY	
1 -	1:49.103	37.572	2:26.675	66.07	16.993	09:25:52.893	
2 -	1:39.844	36.415	2:16.259	71.12	6.577	09:28:09.152	
3 -	1:36.956	36.576	2:13.532 (3)	72.57	3.850	09:30:22.684	
4 -	1:36.422	36.309	2:12.731 (2)	73.01	3.049	09:32:35.415	
5 -	1:34.226	35.456	2:09.682 (1)	74.73		09:34:45.097	
6 -	1:39.437	39.082	2:18.519	69.96	8.837	09:37:03.616	

P5 54		Adam JAMISON		Yamaha R6 - Team AJR			
IDEAL LAP TIME : 2:07.854		BEST LAP TIME : 2:10.760		DIFFERENCE : 2.906			
LAP	SECTOR 1	SECTOR 2	LAP TIME	MPH	DIFF	TIME OF DAY	
1 -	1:43.827	36.457	2:20.284 (2)	69.08	9.524	09:25:44.814	
2 -	1:35.894	34.866	2:10.760 (1)	74.11		09:27:55.574	

P6 77 E		David MAY		Suzuki GSXR 750 K1 - ELP Racing			
IDEAL LAP TIME : 2:11.455		BEST LAP TIME : 2:11.455		DIFFERENCE : 0.000			
LAP	SECTOR 1	SECTOR 2	LAP TIME	MPH	DIFF	TIME OF DAY	
1 -	1:50.250	39.648	2:29.898	64.65	18.443	09:26:02.394	
2 -	1:41.168	37.315	2:18.483	69.98	7.028	09:28:20.877	
3 -	1:38.997	37.507	2:16.504 (3)	70.99	5.049	09:30:37.381	
4 -	1:38.491	36.422	2:14.913 (2)	71.83	3.458	09:32:52.294	
5 -	1:36.088	35.367	2:11.455 (1)	73.72		09:35:03.749	

BMCRC - MRO Championships 2022 - Rnd 4 @ Oulton Park

BMCRC Thunderbike Sport & Extreme

QUALIFYING - SECTOR ANALYSIS



SECTOR 1 = FL to I1, SECTOR 2 = I1 to FL, DIFF = Difference To Personal Best Lap, P = Crossed Finish Line in Pit Lane, D = Time Disallowed

P7 38 E Paul QUINN		Aprilia RSV 1000 R Mille - Team Jock				
IDEAL LAP TIME : 2:11.924		BEST LAP TIME : 2:11.924		DIFFERENCE : 0.000		
LAP	SECTOR 1	SECTOR 2	LAP TIME	MPH	DIFF	TIME OF DAY
1 -	1:54.884	40.155	2:35.039	62.50	23.115	09:26:03.668
2 -	1:41.465	36.942	2:18.407	70.02	6.483	09:28:22.075
3 -	1:38.969	37.066	2:16.035 (3)	71.24	4.111	09:30:38.110
4 -	1:37.509	35.665	2:13.174 (2)	72.77	1.250	09:32:51.284
5 -	1:36.260	35.664	2:11.924 (1)	73.46		09:35:03.208

P8 93 Tony BOTTO		Suzuki SV 650 - TB Motorcycles				
IDEAL LAP TIME : 2:13.320		BEST LAP TIME : 2:13.320		DIFFERENCE : 0.000		
LAP	SECTOR 1	SECTOR 2	LAP TIME	MPH	DIFF	TIME OF DAY
1 -	1:49.471	39.136	2:28.607	65.21	15.287	09:25:57.077
2 -	1:42.125	37.396	2:19.521	69.46	6.201	09:28:16.598
3 -	1:39.068	37.491	2:16.559 (3)	70.96	3.239	09:30:33.157
4 -	1:37.774	36.316	2:14.090 (2)	72.27	0.770	09:32:47.247
5 -	1:37.286	36.034	2:13.320 (1)	72.69		09:35:00.567

P9 129 E Derek CRIPPS		Yamaha R1 - Kelly Cripps - Team FBR				
IDEAL LAP TIME : 2:15.360		BEST LAP TIME : 2:15.360		DIFFERENCE : 0.000		
LAP	SECTOR 1	SECTOR 2	LAP TIME	MPH	DIFF	TIME OF DAY
1 -	1:52.977	39.635	2:32.612	63.50	17.252	09:26:34.086
2 -	1:45.001	37.771	2:22.772 (3)	67.87	7.412	09:28:56.858
3 -	1:40.943	36.419	2:17.362 (2)	70.55	2.002	09:31:14.220
4 -	1:45.653	38.751	2:24.404	67.11	9.044	09:33:38.624
5 -	1:39.024	36.336	2:15.360 (1)	71.59		09:35:53.984

P10 43 Colin WALKEY		Kawasaki ZX6R G2 - ELP Racing				
IDEAL LAP TIME : 2:15.634		BEST LAP TIME : 2:15.634		DIFFERENCE : 0.000		
LAP	SECTOR 1	SECTOR 2	LAP TIME	MPH	DIFF	TIME OF DAY
1 -	1:50.823	39.698	2:30.521	64.38	14.887	09:26:10.810
2 -	1:42.969	38.068	2:21.037	68.71	5.403	09:28:31.847
3 -	1:40.177	37.591	2:17.768 (3)	70.34	2.134	09:30:49.615
4 -	1:40.099	36.989	2:17.088 (2)	70.69	1.454	09:33:06.703
5 -	1:39.023	36.611	2:15.634 (1)	71.45		09:35:22.337

P11 117 Brandon WRIGHT		Suzuki SV650 - OneEliquids.com				
IDEAL LAP TIME : 2:15.948		BEST LAP TIME : 2:16.091		DIFFERENCE : 0.143		
LAP	SECTOR 1	SECTOR 2	LAP TIME	MPH	DIFF	TIME OF DAY
1 -	1:50.871	38.882	2:29.753	64.71	13.662	09:26:11.775
2 -	1:42.667	37.754	2:20.421	69.01	4.330	09:28:32.196
3 -	1:40.692	37.518	2:18.210 (3)	70.12	2.119	09:30:50.406
4 -	1:39.999	36.787	2:16.786 (2)	70.85	0.695	09:33:07.192
5 -	1:39.161	36.930	2:16.091 (1)	71.21		09:35:23.283

P12 84 Ricardo BRANCO		Yamaha R6 - IMP Racing				
IDEAL LAP TIME : 2:17.148		BEST LAP TIME : 2:17.235		DIFFERENCE : 0.087		
LAP	SECTOR 1	SECTOR 2	LAP TIME	MPH	DIFF	TIME OF DAY
1 -	1:54.546	38.050	2:32.596	63.50	15.361	09:26:23.832
2 -	1:45.919	37.633	2:23.552	67.51	6.317	09:28:47.384
3 -	1:43.848	37.168	2:21.016 (3)	68.72	3.781	09:31:08.400
4 -	1:43.697	36.349	2:20.046 (2)	69.20	2.811	09:33:28.446
5 -	1:40.799	36.436	2:17.235 (1)	70.61		09:35:45.681

BMCRC - MRO Championships 2022 - Rnd 4 @ Oulton Park

BMCRC Thunderbike Sport & Extreme

QUALIFYING - SECTOR ANALYSIS



SECTOR 1 = FL to I1, SECTOR 2 = I1 to FL, DIFF = Difference To Personal Best Lap, P = Crossed Finish Line in Pit Lane, D = Time Disallowed

P13 624		Matthew FEDRICK		Yamaha R6 - Matthew Fedrick farriers ltd/ Palmer Race Skool			
IDEAL LAP TIME : 2:17.437		BEST LAP TIME : 2:18.598		DIFFERENCE : 1.161			
LAP	SECTOR 1	SECTOR 2	LAP TIME	MPH	DIFF	TIME OF DAY	
1 -	1:57.967	40.872	2:38.839	61.01	20.241	09:26:26.629	
2 -	1:45.792	37.837	2:23.629	67.47	5.031	09:28:50.258	
3 -	1:41.600	37.245	2:18.845 (2)	69.79	0.247	09:31:09.103	
4 -	1:41.695	37.357	2:19.052 (3)	69.69	0.454	09:33:28.155	
5 -	1:40.192	38.406	2:18.598 (1)	69.92		09:35:46.753	

P14 76		Jack KNIGHTS		Kawasaki NINJA 400 -			
IDEAL LAP TIME : 2:18.731		BEST LAP TIME : 2:18.731		DIFFERENCE : 0.000			
LAP	SECTOR 1	SECTOR 2	LAP TIME	MPH	DIFF	TIME OF DAY	
1 -	1:54.872	39.738	2:34.610	62.68	15.879	09:26:22.313	
2 -	1:48.122	37.867	2:25.989 (3)	66.38	7.258	09:28:48.302	
3 -	1:43.281	38.054	2:21.335 (2)	68.56	2.604	09:31:09.637	
4 -	1:41.647	37.084	2:18.731 (1)	69.85		09:33:28.368	

P15 34		Sean COOKNEY		Yamaha R6 - S34N RACING			
IDEAL LAP TIME : 2:18.762		BEST LAP TIME : 2:18.762		DIFFERENCE : 0.000			
LAP	SECTOR 1	SECTOR 2	LAP TIME	MPH	DIFF	TIME OF DAY	
1 -	1:57.446	41.278	2:38.724	61.05	19.962	09:26:20.394	
2 -	1:46.412	38.962	2:25.374	66.66	6.612	09:28:45.768	
3 -	1:43.819	37.547	2:21.366 (3)	68.55	2.604	09:31:07.134	
4 -	1:41.477	37.285	2:18.762 (1)	69.84		09:33:25.896	
5 -	1:41.692	38.066	2:19.758 (2)	69.34	0.996	09:35:45.654	

P16 81		Malvern MAY		Honda CBR600RR - IMP racing			
IDEAL LAP TIME : 2:18.692		BEST LAP TIME : 2:19.069		DIFFERENCE : 0.377			
LAP	SECTOR 1	SECTOR 2	LAP TIME	MPH	DIFF	TIME OF DAY	
1 -	1:59.826	41.182	2:41.008	60.19	21.939	09:26:26.076	
2 -	1:48.528	38.893	2:27.421	65.73	8.352	09:28:53.497	
3 -	1:40.982	38.087	2:19.069 (1)	69.68		09:31:12.566	
4 -	1:41.354	37.906	2:19.260 (2)	69.59	0.191	09:33:31.826	
5 -	1:43.060	37.710	2:20.770 (3)	68.84	1.701	09:35:52.596	

P17 55 E		Nick HODGINS		Suzuki GSXR 750 - Dad, Claire, Super Sam, ASR, Caz			
IDEAL LAP TIME : 2:19.719		BEST LAP TIME : 2:19.810		DIFFERENCE : 0.091			
LAP	SECTOR 1	SECTOR 2	LAP TIME	MPH	DIFF	TIME OF DAY	
1 -	1:56.564	41.625	2:38.189	61.26	18.379	09:26:21.192	
2 -	1:48.381	39.071	2:27.452	65.72	7.642	09:28:48.644	
3 -	1:45.075	39.076	2:24.151 (3)	67.23	4.341	09:31:12.795	
4 -	1:42.997	38.025	2:21.022 (2)	68.72	1.212	09:33:33.817	
5 -	1:41.694	38.116	2:19.810 (1)	69.31		09:35:53.627	

P18 6 E		Andrew FIRTH		Yamaha YZF-R1 - LTRmotorcycles.co.uk / Palmer Race Skool /			
IDEAL LAP TIME : 2:19.597		BEST LAP TIME : 2:19.985		DIFFERENCE : 0.388			
LAP	SECTOR 1	SECTOR 2	LAP TIME	MPH	DIFF	TIME OF DAY	
1 -	1:54.082	40.074	2:34.156	62.86	14.171	09:26:20.869	
2 -	1:47.057	38.808	2:25.865 (3)	66.44	5.880	09:28:46.734	
3 -	1:43.950	37.583	2:21.533 (2)	68.47	1.548	09:31:08.267	
4 -	1:42.014	37.971	2:19.985 (1)	69.23		09:33:28.252	
5 -	1:48.693	39.544	2:28.237	65.37	8.252	09:35:56.489	

BMCRC - MRO Championships 2022 - Rnd 4 @ Oulton Park

BMCRC Thunderbike Sport & Extreme

QUALIFYING - SECTOR ANALYSIS



SECTOR 1 = FL to I1, SECTOR 2 = I1 to FL, DIFF = Difference To Personal Best Lap, P = Crossed Finish Line in Pit Lane, D = Time Disallowed

P19 42 E		Alan WOOD		Suzuki GSXR750 - J.Clubb Aggregates & Concrete			
IDEAL LAP TIME : 2:20.032		BEST LAP TIME : 2:20.082		DIFFERENCE : 0.050			
LAP	SECTOR 1	SECTOR 2	LAP TIME	MPH	DIFF	TIME OF DAY	
1 -	1:55.361	39.680	2:35.041 (3)	62.50	14.959	09:26:07.011	
2 -	1:52.885	37.728	2:30.613 (2)	64.34	10.531	09:28:37.624	
3 -	1:42.304	37.778	2:20.082 (1)	69.18		09:30:57.706	

P20 25		Harrison DAY		Yamaha R6 -			
IDEAL LAP TIME : 2:20.108		BEST LAP TIME : 2:20.139		DIFFERENCE : 0.031			
LAP	SECTOR 1	SECTOR 2	LAP TIME	MPH	DIFF	TIME OF DAY	
1 -	1:57.062	40.657	2:37.719	61.44	17.580	09:26:21.917	
2 -	1:49.172	38.093	2:27.265	65.80	7.126	09:28:49.182	
3 -	1:43.131	37.437	2:20.568 (2)	68.94	0.429	09:31:09.750	
4 -	1:43.076	37.063	2:20.139 (1)	69.15		09:33:29.889	
5 -	1:43.045	37.535	2:20.580 (3)	68.93	0.441	09:35:50.469	

P21 48		Shaun WALLIS		Yamaha R6 - MBC Despatch Racing			
IDEAL LAP TIME : 2:22.495		BEST LAP TIME : 2:22.495		DIFFERENCE : 0.000			
LAP	SECTOR 1	SECTOR 2	LAP TIME	MPH	DIFF	TIME OF DAY	
1 -	1:51.343	41.804	2:33.147	63.28	10.652	09:26:01.897	
2 -	1:46.511	40.604	2:27.115 (3)	65.87	4.620	09:28:29.012	
3 -	1:45.824	40.436	2:26.260 (2)	66.26	3.765	09:30:55.272	
4 -	1:47.458	40.306	2:27.764	65.58	5.269	09:33:23.036	
5 -	1:43.195	39.300	2:22.495 (1)	68.01		09:35:45.531	

P22 28		David SPENCER		Suzuki GSXR 600 -			
IDEAL LAP TIME : 2:25.108		BEST LAP TIME : 2:26.219		DIFFERENCE : 1.111			
LAP	SECTOR 1	SECTOR 2	LAP TIME	MPH	DIFF	TIME OF DAY	
1 -	2:01.847	42.684	2:44.531	58.90	18.312	09:26:35.706	
2 -	1:50.283	39.611	2:29.894	64.65	3.675	09:29:05.600	
3 -	1:46.067	40.152	2:26.219 (1)	66.27		09:31:31.819	
4 -	1:48.477	39.041	2:27.518 (2)	65.69	1.299	09:33:59.337	
5 -	1:48.664	39.801	2:28.465 (3)	65.27	2.246	09:36:27.802	

P23 19		Michael REGAN		Yamaha YZF-R6 - North weald motorcycles			
IDEAL LAP TIME : 2:26.811		BEST LAP TIME : 2:26.873		DIFFERENCE : 0.062			
LAP	SECTOR 1	SECTOR 2	LAP TIME	MPH	DIFF	TIME OF DAY	
1 -	2:02.315	41.526	2:43.841	59.15	16.968	09:26:28.135	
2 -	1:48.715	40.641	2:29.356	64.88	2.483	09:28:57.491	
3 -	1:47.084	41.338	2:28.422 (3)	65.29	1.549	09:31:25.913	
4 -	1:47.146	39.727	2:26.873 (1)	65.98		09:33:52.786	
5 -	1:48.607	39.777	2:28.384 (2)	65.31	1.511	09:36:21.170	

P24 119 E		Simon HEALEY		Yamaha R1 - Popular Tyres Ltd / Pro Parts Ltd			
IDEAL LAP TIME : 2:27.437		BEST LAP TIME : 2:27.508		DIFFERENCE : 0.071			
LAP	SECTOR 1	SECTOR 2	LAP TIME	MPH	DIFF	TIME OF DAY	
1 -	2:01.317	41.865	2:43.182	59.38	15.674	09:26:29.049	
2 -	1:48.593	40.097	2:28.690 (2)	65.17	1.182	09:28:57.739	
3 -	1:48.428	41.584	2:30.012	64.60	2.504	09:31:27.751	
4 -	1:47.340	40.168	2:27.508 (1)	65.70		09:33:55.259	
5 -	1:48.591	40.535	2:29.126 (3)	64.98	1.618	09:36:24.385	

BMCRC - MRO Championships 2022 - Rnd 4 @ Oulton Park

BMCRC Thunderbike Sport & Extreme

QUALIFYING - SECTOR ANALYSIS



SECTOR 1 = FL to I1, SECTOR 2 = I1 to FL, DIFF = Difference To Personal Best Lap, P = Crossed Finish Line in Pit Lane, D = Time Disallowed

P25 63		Robert BUSH		Suzuki GSXR 600 - Legacy Racing			
IDEAL LAP TIME : 2:27.739		BEST LAP TIME : 2:28.536		DIFFERENCE : 0.797			
LAP	SECTOR 1	SECTOR 2	LAP TIME	MPH	DIFF	TIME OF DAY	
1 -	2:00.481	40.957	2:41.438	60.03	12.902	09:26:30.009	
2 -	1:50.588	38.699	2:29.287	64.91	0.751	09:28:59.296	
3 -	1:49.527	39.729	2:29.256 (3)	64.93	0.720	09:31:28.552	
4 -	1:49.911	38.848	2:28.759 (2)	65.14	0.223	09:33:57.311	
5 -	1:49.040	39.496	2:28.536 (1)	65.24		09:36:25.847	

P26 108 R		Liam ARMITAGE		Kawasaki ZX636 - LA KITCHENS			
IDEAL LAP TIME : 2:29.665		BEST LAP TIME : 2:33.157		DIFFERENCE : 3.492			
LAP	SECTOR 1	SECTOR 2	LAP TIME	MPH	DIFF	TIME OF DAY	
1 -	2:05.780	43.151	2:48.931 (3)	57.36	15.774	09:26:20.178	
2 -	1:54.048	40.571	2:34.619 (2)	62.67	1.462	09:28:54.797	
3 -	1:49.094	44.063	2:33.157 (1)	63.27		09:31:27.954	
4 -	2:00.167	IN PIT	2:56.957 P	54.76	23.800	09:34:24.911	

BMCRC - MRO Championships 2022 - Rnd 4 @ Oulton Park

BMCRC Thunderbike Sport & Extreme

QUALIFYING - BEST SECTORS

SECTOR 1			SECTOR 2			IDEAL / BEST COMPARISON						
POS	NO	NAME	TIME	NO	NAME	TIME	POS	NO	NAME	IDEAL	BEST	DIFF
									PERFECT LAP	2:05.745		
1	240	SCANLON	1:31.662	240	SCANLON	34.083	1	240	SCANLON	2:05.745	2:05.745	0.000
2	54	JAMISON	1:32.988	54	JAMISON	34.866	2	54	JAMISON	2:07.854	2:10.760	2.906
3	148	SAYLE	1:33.361	148	SAYLE	35.100	3	148	SAYLE	2:08.461	2:08.461	0.000
4	51	HOGARTH	1:33.394	51	HOGARTH	35.324	4	51	HOGARTH	2:08.718	2:09.231	0.513
5	69	RUSSO	1:34.226	77	MAY	35.367	5	69	RUSSO	2:09.682	2:09.682	0.000
6	77	MAY	1:36.088	69	RUSSO	35.456	6	77	MAY	2:11.455	2:11.455	0.000
7	38	QUINN	1:36.260	38	QUINN	35.664	7	38	QUINN	2:11.924	2:11.924	0.000
8	93	BOTTO	1:37.286	93	BOTTO	36.034	8	93	BOTTO	2:13.320	2:13.320	0.000
9	43	WALKEY	1:39.023	129	CRIPPS	36.336	9	129	CRIPPS	2:15.360	2:15.360	0.000
10	129	CRIPPS	1:39.024	84	BRANCO	36.349	10	43	WALKEY	2:15.634	2:15.634	0.000
11	117	WRIGHT	1:39.161	43	WALKEY	36.611	11	117	WRIGHT	2:15.948	2:16.091	0.143
12	624	FEDRICK	1:40.192	117	WRIGHT	36.787	12	84	BRANCO	2:17.148	2:17.235	0.087
13	84	BRANCO	1:40.799	25	DAY	37.063	13	624	FEDRICK	2:17.437	2:18.598	1.161
14	81	MAY	1:40.982	76	KNIGHTS	37.084	14	81	MAY	2:18.692	2:19.069	0.377
15	34	COOKNEY	1:41.477	624	FEDRICK	37.245	15	76	KNIGHTS	2:18.731	2:18.731	0.000
16	76	KNIGHTS	1:41.647	34	COOKNEY	37.285	16	34	COOKNEY	2:18.762	2:18.762	0.000
17	55	HODGINS	1:41.694	6	FIRTH	37.583	17	6	FIRTH	2:19.597	2:19.985	0.388
18	6	FIRTH	1:42.014	81	MAY	37.710	18	55	HODGINS	2:19.719	2:19.810	0.091
19	42	WOOD	1:42.304	42	WOOD	37.728	19	42	WOOD	2:20.032	2:20.082	0.050
20	25	DAY	1:43.045	55	HODGINS	38.025	20	25	DAY	2:20.108	2:20.139	0.031
21	48	WALLIS	1:43.195	63	BUSH	38.699	21	48	WALLIS	2:22.495	2:22.495	0.000
22	28	SPENCER	1:46.067	28	SPENCER	39.041	22	28	SPENCER	2:25.108	2:26.219	1.111
23	19	REGAN	1:47.084	48	WALLIS	39.300	23	19	REGAN	2:26.811	2:26.873	0.062
24	119	HEALEY	1:47.340	19	REGAN	39.727	24	119	HEALEY	2:27.437	2:27.508	0.071
25	63	BUSH	1:49.040	119	HEALEY	40.097	25	63	BUSH	2:27.739	2:28.536	0.797
26	108	ARMITAGE	1:49.094	108	ARMITAGE	40.571	26	108	ARMITAGE	2:29.665	2:33.157	3.492

BMCRC - MRO Championships 2022 - Rnd 4 @ Oulton Park

BMCRC Thunderbike Sport & Extreme

QUALIFYING - STATISTICS

Competitors Started 26
Planned Start 2022-06-03 @ 09:30:00.000
Actual Start 2022-06-03 @ 09:23:17.600
Finish Time 2022-06-03 @ 09:34:56.634
Track Length 2.6920mi.
Total Laps 126
Total Distance Covered 339.1955mi.

Session Fastest Lap History

NO	CL	NAME	LAP TIME	TIME OF DAY	LAP	VEHICLE
51	E	Michael HOGARTH	2:17.345	09:25:40.548	1	Honda SP1 RC-51
240	E	Andy SCANLON	2:17.333	09:25:43.716	1	Ducati 996
51	E	Michael HOGARTH	2:11.195	09:27:51.743	2	Honda SP1 RC-51
240	E	Andy SCANLON	2:08.153	09:27:51.838	2	Ducati 996
240	E	Andy SCANLON	2:05.745	09:32:05.993	4	Ducati 996

Flag History

TYPE	TIME OF DAY
GREEN	09:23:17.600
FINISH	09:34:56.634

Flag Statistics

TYPE	COUNT	TOTAL LAPS	TOTAL TIME
Green	1	6	13:53.311
Red	0	0	0.000
Safety Car	0	0	0.000
FCY	0	0	0.000

BMCRC - MRO Championships 2022 - Rnd 4 @ Oulton Park

BMCRC Thunderbike Sport & Extreme

QUALIFYING - STATISTICS

CLASS :

16 Starters

Fastest Lap History

NO	NAME	LAP TIME	TIME OF DAY	LAP	VEHICLE
54	Adam JAMISON	2:20.284	09:25:44.822	1	Yamaha R6
54	Adam JAMISON	2:10.760	09:27:55.582	2	Yamaha R6
148	Matt SAYLE	2:09.330	09:27:58.261	2	Yamaha R6 5EB
148	Matt SAYLE	2:08.461	09:34:26.014	5	Yamaha R6 5EB

BMCRC - MRO Championships 2022 - Rnd 4 @ Oulton Park

BMCRC Thunderbike Sport & Extreme

QUALIFYING - STATISTICS

CLASS : R

1 Starters

Fastest Lap History

NO	NAME	LAP TIME	TIME OF DAY	LAP	VEHICLE
108	Liam ARMITAGE	2:48.931	09:26:20.226	1	Kawasaki ZX636
108	Liam ARMITAGE	2:34.619	09:28:54.843	2	Kawasaki ZX636
108	Liam ARMITAGE	2:33.157	09:31:28.003	3	Kawasaki ZX636

BMCRC - MRO Championships 2022 - Rnd 4 @ Oulton Park

BMCRC Thunderbike Sport & Extreme

QUALIFYING - STATISTICS

CLASS : E

9 Starters

Fastest Lap History

NO	NAME	LAP TIME	TIME OF DAY	LAP	VEHICLE
51	Michael HOGARTH	2:17.345	09:25:40.548	1	Honda SP1 RC-51
240	Andy SCANLON	2:17.333	09:25:43.716	1	Ducati 996
51	Michael HOGARTH	2:11.195	09:27:51.743	2	Honda SP1 RC-51
240	Andy SCANLON	2:08.153	09:27:51.838	2	Ducati 996
240	Andy SCANLON	2:05.745	09:32:05.993	4	Ducati 996

BMCRC - MRO Championships 2022 - Rnd 4 @ Oulton Park



BMCRC Thunderbike Sport & Extreme

RACE 4 - GRID (6 Laps)

ROW 13		38	671 Jacob STEPHENSON	37	190 Lewis LAKEY		
ROW 12	36	110 Mark HAIGH	35	96 Mark HODGE	34	72 Luke LAWSON	
ROW 11		33	58 Mark LAWSON	32	108 Liam ARMITAGE	31	63 Robert BUSH
ROW 10	30	19 Michael REGAN	29	28 David SPENCER	28	48 Shaun WALLIS	
ROW 9		27	25 Harrison DAY	26	81 Malvern MAY	25	34 Sean COOKNEY
ROW 8	24	76 Jack KNIGHTS	23	624 Matthew FEDRICK	22	84 Ricardo BRANCO	
ROW 7		21	117 Brandon WRIGHT	20	43 Colin WALKEY	19	93 Tony BOTTO
ROW 6	18	54 Adam JAMISON	17	69 Tony RUSSO	16	148 Matt SAYLE	
ROW 5							
ROW 4				10	991 Andrew BELLIS		
ROW 3		9	119 Simon HEALEY	8	42 Alan WOOD	7	6 Andrew FIRTH
ROW 2	6	55 Nick HODGINS	5	129 Derek CRIPPS	4	38 Paul QUINN	
ROW 1		3	77 David MAY	2	51 Michael HOGARTH	1	240 Andy SCANLON
Pole							

Oulton Park International: 2.6920 miles

These results are provisional until the conclusion of any judicial and technical matters.

Clerk Of Course :	Stewards :	Timekeeper : Richard Evans
-------------------	------------	----------------------------

Results can be found at www.tsl-timing.com

Printed - 09:47 Friday, 03 June 2022



BMCRC - MRO Championships 2022 - Rnd 4 @ Oulton Park



BMCRC Thunderbike Sport & Extreme

RACE 4 - CLASSIFICATION

POS	NO	CL	PIC NAME	ENTRY	LAPS	TIME	GAP	DIFF	MPH	BEST	ON
1	77	E	1 David MAY	Suzuki GSXR 750 K1 - ELP Racing	6	11:15.627			86.06	1:50.533	6
2	240	E	2 Andy SCANLON	Ducati 996 - hel, Continental, Dads wallet	6	11:15.787	0.160	0.160	86.04	1:50.467	6
3	51	E	3 Michael HOGARTH	Honda SP1 RC-51 - WHR Racing	6	11:16.149	0.522	0.362	85.99	1:50.122	6
4	129	E	4 Derek CRIPPS	Yamaha R1 - Kelly Cripps - Team FBR	6	11:17.478	1.851	1.329	85.82	1:50.906	6
5	38	E	5 Paul QUINN	Aprilia RSV 1000 R Mille - Team Jock	6	11:48.512	32.885	31.034	82.07	1:55.496	5
6	54		1 Adam JAMISON	Yamaha R6 - Team AJR	6	11:56.661	41.034	8.149	81.13	1:51.404	4
7	6	E	6 Andrew FIRTH	Yamaha YZF-R1 - LTRmotorcycles.co.uk / Palmer R	6	11:58.759	43.132	2.098	80.90	1:56.925	5
8	119	E	7 Simon HEALEY	Yamaha R1 - Popular Tyres Ltd / Pro Parts Ltd	6	12:00.406	44.779	1.647	80.71	1:57.884	3
9	624		2 Matthew FEDRICK	Yamaha R6 - Matthew Fedrick farriers ltd/ Palmer R	6	12:04.020	48.393	3.614	80.31	1:52.854	6
10	55	E	8 Nick HODGINS	Suzuki GSXR 750 - Dad, Claire, Super Sam, ASR, C	6	12:08.635	53.008	4.615	79.80	1:59.340	6
11	48		3 Shaun WALLIS	Yamaha R6 - MBC Despatch Racing	6	12:15.044	59.417	6.409	79.10	1:53.866	5
12	69		4 Tony RUSSO	Yamaha R6 - Wymark Lubricants	6	12:15.434	59.807	0.390	79.06	1:54.108	4
13	148		5 Matt SAYLE	Yamaha R6 5EB - The original body shop	6	12:16.213	1:00.586	0.779	78.98	1:53.948	4
14	991	E	9 Andrew BELLIS	Suzuki GSXR 750 - Cunco Ltd	6	12:19.255	1:03.628	3.042	78.65	2:00.573	4
15	117		6 Brandon WRIGHT	Suzuki SV650 - OneElíquids.com	6	12:21.136	1:05.509	1.881	78.45	1:55.106	5
16	28		7 David SPENCER	Suzuki GSXR 600 -	6	12:22.497	1:06.870	1.361	78.31	1:54.449	6
17	43		8 Colin WALKER	Kawasaki ZX6R G2 - ELP Racing	6	12:23.362	1:07.735	0.865	78.22	1:54.524	6
18	81		9 Malvern MAY	Honda CBR600RR - IMP racing	6	12:24.504	1:08.877	1.142	78.10	1:54.958	6
19	25		10 Harrison DAY	Yamaha R6 -	6	12:31.821	1:16.194	7.317	77.34	1:56.964	4
20	34	R	1 Sean COOKNEY	Yamaha R6 - S34N RACING	6	12:39.027	1:23.400	7.206	76.60	1:57.328	6
21	72*	R	2 Luke LAWSON	Yamaha R6 - Bloom Valley Ltd - Farm Shop & Event	6	12:40.620	1:24.993	1.593	76.44	1:56.260	6
22	190*		11 Lewis LAKEY	Kawasaki NINJA 400 -	6	12:52.529	1:36.902	11.909	75.26	1:59.566	2
23	93		12 Tony BOTTO	Suzuki SV 650 - TB Motorcycles	6	12:56.941	1:41.314	4.412	74.84	2:01.232	6
24	76		13 Jack KNIGHTS	Kawasaki NINJA 400 -	6	12:57.329	1:41.702	0.388	74.80	2:01.027	6

NOT CLASSIFIED

DNF	19		Michael REGAN	Yamaha YZF-R6 - North weald motorcycles	2	4:50.095	4 Laps	4 Laps	66.81	2:02.733	2
DNF	63		Robert BUSH	Suzuki GSXR 600 - Legacy Racing	0						
DNF	110*		Mark HAIGH	Aprilia RS250 - Chesterfield CarClinic/The Tuning W	0						
EX	84		Ricardo BRANCO	Yamaha R6 - IMP Racing	0						
EX	108	R	Liam ARMITAGE	Kawasaki ZX636 - LA KITCHENS	0						

FASTEST LAP

51	E	Michael HOGARTH	Honda SP1 RC-51 - WHR Racing	6	1:50.122	88.00 mph	141.63 kph
54		Adam JAMISON	Yamaha R6 - Team AJR	4	1:51.404	86.99 mph	140.00 kph
72	R	Luke LAWSON	Yamaha R6 - Bloom Valley Ltd - Farm Shop & Event	6	1:56.260	83.35 mph	134.15 kph

#84 & #108 - Excluded from race results - Failed post race technical checks.

#72, #110 & #190 - 10 Second Penalty - Jump Start

#119 - No working transponder please check and fix for your next race.

Class E - 92.5% of Race Speed = 79.60 mph

Class - 92.5% of Race Speed = 75.04 mph

Class R - 92.5% of Race Speed = 70.85 mph

Weather / Track : Bright / Dry

These results are provisional until the conclusion of any judicial and technical matters.

Race Distance: 6 Laps / 16.15 miles

Oulton Park International: 2.6920 miles

Date: 03/06/2022 Start: 12:27 Finish: 12:38

Clerk Of Course :	Stewards :	Timekeeper : Richard Evans
-------------------	------------	----------------------------

Results can be found at www.tsl-timing.com

Printed - 13:26 Friday, 03 June 2022



BMCRC - MRO Championships 2022 - Rnd 4 @ Oulton Park

BMCRC Thunderbike Sport & Extreme

RACE 4 - LAP CHART

LAP 1 @ 12:29:14.344

NO	BEHIND	LAP TIME
77		1:56.692
51	1.216	1:57.908
240	1.414	1:58.106
129	2.521	1:59.213
38	8.009	2:04.701
119	8.748	2:05.440
6	10.567	2:07.259
991	10.985	2:07.677
55	11.692	2:08.384
54	39.374	2:36.066
624	40.954	2:37.646
148	43.803	2:40.495
69	44.249	2:40.941
117	44.761	2:41.453
48	44.788	2:41.480
43	45.987	2:42.679
190	46.102	2:42.794
25	46.567	2:43.259
81	46.727	2:43.419
28	46.959	2:43.651
72	49.414	2:46.106
93	49.631	2:46.323
34	49.722	2:46.414
19	50.670	2:47.362
76	52.184	2:48.876

LAP 2 @ 12:31:06.089

NO	BEHIND	LAP TIME
77		1:51.745
240	0.558	1:50.889
51	2.002	1:52.531
129	2.932	1:52.156
38	15.057	1:58.793
119	16.124	1:59.121
6	18.133	1:59.311
55	21.427	2:01.480
991	22.113	2:02.873
54	39.496	1:51.867
624	42.239	1:53.030
148	46.868	1:54.810
69	47.566	1:55.062
48	48.341	1:55.298
117	50.631	1:57.615
43	51.296	1:57.054
28	52.496	1:57.282
190	53.923	1:59.566
81	54.127	1:59.145
25	54.674	1:59.852
72	55.186	1:57.517
34	57.885	1:59.908
93	1:00.888	2:03.002
19	1:01.658	2:02.733
76	1:02.814	2:02.375

LAP 3 @ 12:32:58.803

NO	BEHIND	LAP TIME
77		1:52.714
240	0.237	1:52.393
51	1.593	1:52.305
129	2.281	1:52.063
38	19.446	1:57.103
119	21.294	1:57.884

6	24.086	1:58.667
55	28.357	1:59.644
991	31.273	2:01.874
54	39.192	1:52.410
624	43.124	1:53.599
69	49.934	1:55.082
148	50.310	1:56.156
48	50.531	1:54.904
117	53.174	1:55.257
43	55.775	1:57.193
28	55.943	1:56.161
81	57.751	1:56.338
25	59.120	1:57.160
72	59.527	1:57.055
190	1:02.150	2:00.941
34	1:04.159	1:58.988
93	1:10.701	2:02.527
76	1:11.277	2:01.177

LAP 4 @ 12:34:50.964

NO	BEHIND	LAP TIME
77		1:52.161
240	0.603	1:52.527
51	0.826	1:51.394
129	1.090	1:50.970
38	23.591	1:56.306
119	27.492	1:58.359
6	29.897	1:57.972
55	35.706	1:59.510
54	38.435	1:51.404
991	39.685	2:00.573
624	43.987	1:53.024
69	51.881	1:54.108
148	52.097	1:53.948
48	52.654	1:54.284
117	57.194	1:56.181
28	59.275	1:55.493
43	1:00.142	1:56.528
81	1:00.571	1:54.981
25	1:03.923	1:56.964
72	1:04.091	1:56.725
34	1:09.744	1:57.746
190	1:09.856	1:59.867
93	1:20.430	2:01.890
76	1:20.878	2:01.762

LAP 5 @ 12:36:42.746

NO	BEHIND	LAP TIME
77		1:51.782
240	0.226	1:51.405
51	0.933	1:51.889
129	1.478	1:52.170
38	27.305	1:55.496
119	34.261	1:58.551
6	35.040	1:56.925
54	38.606	1:51.953
55	44.201	2:00.277
624	46.072	1:53.867
991	51.415	2:03.512
69	54.528	1:54.429
48	54.738	1:53.866
148	55.048	1:54.733
117	1:00.518	1:55.106
28	1:02.954	1:55.461
43	1:03.744	1:55.384

81	1:04.452	1:55.663
72	1:09.266	1:56.957
25	1:09.369	1:57.228
34	1:16.605	1:58.643
190	1:17.711	1:59.637
93	1:30.615	2:01.967
76	1:31.208	2:02.112

LAP 6 @ 12:38:33.279

NO	BEHIND	LAP TIME
77		1:50.533
240	0.160	1:50.467
51	0.522	1:50.122
129	1.851	1:50.906
38	32.885	1:56.113
54	41.034	1:52.961
6	43.132	1:58.625
119	44.779	2:01.051
624	48.393	1:52.854
55	53.008	1:59.340
48	59.417	1:55.212
69	59.807	1:55.812
148	1:00.586	1:56.071
991	1:03.628	2:02.746
117	1:05.509	1:55.524
28	1:06.870	1:54.449
43	1:07.735	1:54.524
81	1:08.877	1:54.958
72	1:14.993	1:56.260
25	1:16.194	1:57.358
34	1:23.400	1:57.328
190	1:26.902	1:59.724
93	1:41.314	2:01.232
76	1:41.702	2:01.027

BMCRRC - MRO Championships 2022 - Rnd 4 @ Oulton Park

BMCRRC Thunderbike Sport & Extreme

RACE 4 - SECTOR ANALYSIS



SECTOR 1 = FL to I1, SECTOR 2 = I1 to FL, DIFF = Difference To Personal Best Lap, P = Crossed Finish Line in Pit Lane, D = Time Disallowed

P1 77 E David MAY		Suzuki GSXR 750 K1 - ELP Racing				
IDEAL LAP TIME : 1:50.533		BEST LAP TIME : 1:50.533		DIFFERENCE : 0.000		
LAP	SECTOR 1	SECTOR 2	LAP TIME	MPH	DIFF	TIME OF DAY
1 -		30.509	1:56.692	83.05	6.159	12:29:14.344
2 -	1:21.159	30.586	1:51.745 (2)	86.72	1.212	12:31:06.089
3 -	1:21.700	31.014	1:52.714	85.98	2.181	12:32:58.803
4 -	1:21.441	30.720	1:52.161	86.40	1.628	12:34:50.964
5 -	1:20.954	30.828	1:51.782 (3)	86.69	1.249	12:36:42.746
6 -	1:20.122	30.411	1:50.533 (1)	87.67		12:38:33.279

P2 240 E Andy SCANLON		Ducati 996 - hel, Continental, Dads wallet				
IDEAL LAP TIME : 1:50.360		BEST LAP TIME : 1:50.467		DIFFERENCE : 0.107		
LAP	SECTOR 1	SECTOR 2	LAP TIME	MPH	DIFF	TIME OF DAY
1 -		30.607	1:58.106	82.05	7.639	12:29:15.758
2 -	1:20.749	30.140	1:50.889 (2)	87.39	0.422	12:31:06.647
3 -	1:21.484	30.909	1:52.393	86.22	1.926	12:32:59.040
4 -	1:21.649	30.878	1:52.527	86.12	2.060	12:34:51.567
5 -	1:20.674	30.731	1:51.405 (3)	86.99	0.938	12:36:42.972
6 -	1:20.220	30.247	1:50.467 (1)	87.73		12:38:33.439

P3 51 E Michael HOGARTH		Honda SP1 RC-51 - WHR Racing				
IDEAL LAP TIME : 1:50.122		BEST LAP TIME : 1:50.122		DIFFERENCE : 0.000		
LAP	SECTOR 1	SECTOR 2	LAP TIME	MPH	DIFF	TIME OF DAY
1 -		30.713	1:57.908	82.19	7.786	12:29:15.560
2 -	1:21.774	30.757	1:52.531	86.12	2.409	12:31:08.091
3 -	1:21.660	30.645	1:52.305	86.29	2.183	12:33:00.396
4 -	1:20.822	30.572	1:51.394 (2)	87.00	1.272	12:34:51.790
5 -	1:21.106	30.783	1:51.889 (3)	86.61	1.767	12:36:43.679
6 -	1:20.170	29.952	1:50.122 (1)	88.00		12:38:33.801

P4 129 E Derek CRIPPS		Yamaha R1 - Kelly Cripps - Team FBR				
IDEAL LAP TIME : 1:50.617		BEST LAP TIME : 1:50.906		DIFFERENCE : 0.289		
LAP	SECTOR 1	SECTOR 2	LAP TIME	MPH	DIFF	TIME OF DAY
1 -		30.660	1:59.213	81.29	8.307	12:29:16.865
2 -	1:21.517	30.639	1:52.156	86.40	1.250	12:31:09.021
3 -	1:21.347	30.716	1:52.063 (3)	86.48	1.157	12:33:01.084
4 -	1:20.619	30.351	1:50.970 (2)	87.33	0.064	12:34:52.054
5 -	1:21.967	30.203	1:52.170	86.39	1.264	12:36:44.224
6 -	1:20.908	29.998	1:50.906 (1)	87.38		12:38:35.130

P5 38 E Paul QUINN		Aprilia RSV 1000 R Mille - Team Jock				
IDEAL LAP TIME : 1:55.496		BEST LAP TIME : 1:55.496		DIFFERENCE : 0.000		
LAP	SECTOR 1	SECTOR 2	LAP TIME	MPH	DIFF	TIME OF DAY
1 -		31.997	2:04.701	77.71	9.205	12:29:22.353
2 -	1:26.229	32.564	1:58.793	81.58	3.297	12:31:21.146
3 -	1:24.838	32.265	1:57.103	82.75	1.607	12:33:18.249
4 -	1:24.548	31.758	1:56.306 (3)	83.32	0.810	12:35:14.555
5 -	1:24.242	31.254	1:55.496 (1)	83.91		12:37:10.051
6 -	1:24.302	31.811	1:56.113 (2)	83.46	0.617	12:39:06.164

P6 54 Adam JAMISON		Yamaha R6 - Team AJR				
IDEAL LAP TIME : 1:51.404		BEST LAP TIME : 1:51.404		DIFFERENCE : 0.000		
LAP	SECTOR 1	SECTOR 2	LAP TIME	MPH	DIFF	TIME OF DAY
1 -		30.655	2:36.066	62.09	44.662	12:29:53.718
2 -	1:21.480	30.387	1:51.867 (2)	86.63	0.463	12:31:45.585
3 -	1:21.885	30.525	1:52.410	86.21	1.006	12:33:37.995
4 -	1:21.021	30.383	1:51.404 (1)	86.99		12:35:29.399
5 -	1:21.356	30.597	1:51.953 (3)	86.56	0.549	12:37:21.352
6 -	1:21.911	31.050	1:52.961	85.79	1.557	12:39:14.313

BMCRC - MRO Championships 2022 - Rnd 4 @ Oulton Park

BMCRC Thunderbike Sport & Extreme

RACE 4 - SECTOR ANALYSIS



SECTOR 1 = FL to I1, SECTOR 2 = I1 to FL, DIFF = Difference To Personal Best Lap, P = Crossed Finish Line in Pit Lane, D = Time Disallowed

P7		6 E		Andrew FIRTH		Yamaha YZF-R1 - LTRmotorcycles.co.uk / Palmer Race Skool /	
IDEAL LAP TIME : 1:56.834		BEST LAP TIME : 1:56.925		DIFFERENCE : 0.091			
LAP	SECTOR 1	SECTOR 2	LAP TIME	MPH	DIFF	TIME OF DAY	
1 -		32.634	2:07.259	76.15	10.334	12:29:24.911	
2 -	1:26.584	32.727	1:59.311	81.22	2.386	12:31:24.222	
3 -	1:26.772	31.895	1:58.667	81.66	1.742	12:33:22.889	
4 -	1:26.006	31.966	1:57.972 (2)	82.14	1.047	12:35:20.861	
5 -	1:25.490	31.435	1:56.925 (1)	82.88		12:37:17.786	
6 -	1:27.281	31.344	1:58.625 (3)	81.69	1.700	12:39:16.411	

P8		119 E		Simon HEALEY		Yamaha R1 - Popular Tyres Ltd / Pro Parts Ltd	
IDEAL LAP TIME :		BEST LAP TIME : 1:57.884		DIFFERENCE :			
LAP	SECTOR 1	SECTOR 2	LAP TIME	MPH	DIFF	TIME OF DAY	
1 -			2:05.440	77.25	7.556	12:29:23.092	
2 -			1:59.121	81.35	1.237	12:31:22.213	
3 -			1:57.884 (1)	82.21		12:33:20.097	
4 -			1:58.359 (2)	81.88	0.475	12:35:18.456	
5 -			1:58.551 (3)	81.74	0.667	12:37:17.007	
6 -			2:01.051	80.05	3.167	12:39:18.058	

P9		624		Matthew FEDRICK		Yamaha R6 - Matthew Fedrick farriers ltd/ Palmer Race Skool	
IDEAL LAP TIME : 1:52.706		BEST LAP TIME : 1:52.854		DIFFERENCE : 0.148			
LAP	SECTOR 1	SECTOR 2	LAP TIME	MPH	DIFF	TIME OF DAY	
1 -		31.034	2:37.646	61.47	44.792	12:29:55.298	
2 -	1:21.819	31.211	1:53.030 (3)	85.74	0.176	12:31:48.328	
3 -	1:22.662	30.937	1:53.599	85.31	0.745	12:33:41.927	
4 -	1:22.066	30.958	1:53.024 (2)	85.74	0.170	12:35:34.951	
5 -	1:22.967	30.900	1:53.867	85.11	1.013	12:37:28.818	
6 -	1:21.967	30.887	1:52.854 (1)	85.87		12:39:21.672	

P10		55 E		Nick HODGINS		Suzuki GSXR 750 - Dad, Claire, Super Sam, ASR, Caz	
IDEAL LAP TIME : 1:59.174		BEST LAP TIME : 1:59.340		DIFFERENCE : 0.166			
LAP	SECTOR 1	SECTOR 2	LAP TIME	MPH	DIFF	TIME OF DAY	
1 -		32.528	2:08.384	75.48	9.044	12:29:26.036	
2 -	1:27.731	33.749	2:01.480	79.77	2.140	12:31:27.516	
3 -	1:27.115	32.529	1:59.644 (3)	81.00	0.304	12:33:27.160	
4 -	1:26.854	32.656	1:59.510 (2)	81.09	0.170	12:35:26.670	
5 -	1:27.619	32.658	2:00.277	80.57	0.937	12:37:26.947	
6 -	1:27.020	32.320	1:59.340 (1)	81.20		12:39:26.287	

P11		48		Shaun WALLIS		Yamaha R6 - MBC Despatch Racing	
IDEAL LAP TIME : 1:53.866		BEST LAP TIME : 1:53.866		DIFFERENCE : 0.000			
LAP	SECTOR 1	SECTOR 2	LAP TIME	MPH	DIFF	TIME OF DAY	
1 -		32.198	2:41.480	60.01	47.614	12:29:59.132	
2 -	1:23.775	31.523	1:55.298	84.05	1.432	12:31:54.430	
3 -	1:23.262	31.642	1:54.904 (3)	84.34	1.038	12:33:49.334	
4 -	1:22.904	31.380	1:54.284 (2)	84.80	0.418	12:35:43.618	
5 -	1:22.615	31.251	1:53.866 (1)	85.11		12:37:37.484	
6 -	1:23.792	31.420	1:55.212	84.11	1.346	12:39:32.696	

P12		69		Tony RUSSO		Yamaha R6 - Wymark Lubricants	
IDEAL LAP TIME : 1:53.899		BEST LAP TIME : 1:54.108		DIFFERENCE : 0.209			
LAP	SECTOR 1	SECTOR 2	LAP TIME	MPH	DIFF	TIME OF DAY	
1 -		31.650	2:40.941	60.21	46.833	12:29:58.593	
2 -	1:23.903	31.159	1:55.062 (3)	84.22	0.954	12:31:53.655	
3 -	1:23.628	31.454	1:55.082	84.21	0.974	12:33:48.737	
4 -	1:22.740	31.368	1:54.108 (1)	84.93		12:35:42.845	
5 -	1:23.089	31.340	1:54.429 (2)	84.69	0.321	12:37:37.274	
6 -	1:23.683	32.129	1:55.812	83.68	1.704	12:39:33.086	

BMCR - MRO Championships 2022 - Rnd 4 @ Oulton Park

BMCR Thunderbike Sport & Extreme

RACE 4 - SECTOR ANALYSIS



SECTOR 1 = FL to I1, SECTOR 2 = I1 to FL, DIFF = Difference To Personal Best Lap, P = Crossed Finish Line in Pit Lane, D = Time Disallowed

P13 148		Matt SAYLE		Yamaha R6 5EB - The original body shop			
IDEAL LAP TIME : 1:53.837		BEST LAP TIME : 1:53.948		DIFFERENCE : 0.111			
LAP	SECTOR 1	SECTOR 2	LAP TIME	MPH	DIFF	TIME OF DAY	
1 -		31.699	2:40.495	60.38	46.547	12:29:58.147	
2 -	1:23.404	31.406	1:54.810 (3)	84.41	0.862	12:31:52.957	
3 -	1:24.486	31.670	1:56.156	83.43	2.208	12:33:49.113	
4 -	1:22.773	31.175	1:53.948 (1)	85.05		12:35:43.061	
5 -	1:23.347	31.386	1:54.733 (2)	84.46	0.785	12:37:37.794	
6 -	1:25.007	31.064	1:56.071	83.49	2.123	12:39:33.865	

P14 991 E		Andrew BELLIS		Suzuki GSXR 750 - Cunco Ltd			
IDEAL LAP TIME : 1:59.735		BEST LAP TIME : 2:00.573		DIFFERENCE : 0.838			
LAP	SECTOR 1	SECTOR 2	LAP TIME	MPH	DIFF	TIME OF DAY	
1 -		33.715	2:07.677	75.90	7.104	12:29:25.329	
2 -	1:27.739	35.134	2:02.873	78.87	2.300	12:31:28.202	
3 -	1:28.075	33.799	2:01.874 (2)	79.51	1.301	12:33:30.076	
4 -	1:26.020	34.553	2:00.573 (1)	80.37		12:35:30.649	
5 -	1:28.638	34.874	2:03.512	78.46	2.939	12:37:34.161	
6 -	1:28.598	34.148	2:02.746 (3)	78.95	2.173	12:39:36.907	

P15 117		Brandon WRIGHT		Suzuki SV650 - OneEliquids.com			
IDEAL LAP TIME : 1:55.106		BEST LAP TIME : 1:55.106		DIFFERENCE : 0.000			
LAP	SECTOR 1	SECTOR 2	LAP TIME	MPH	DIFF	TIME OF DAY	
1 -		32.451	2:41.453	60.02	46.347	12:29:59.105	
2 -	1:25.372	32.243	1:57.615	82.39	2.509	12:31:56.720	
3 -	1:23.604	31.653	1:55.257 (2)	84.08	0.151	12:33:51.977	
4 -	1:24.635	31.546	1:56.181	83.41	1.075	12:35:48.158	
5 -	1:23.598	31.508	1:55.106 (1)	84.19		12:37:43.264	
6 -	1:23.843	31.681	1:55.524 (3)	83.88	0.418	12:39:38.788	

P16 28		David SPENCER		Suzuki GSXR 600 -			
IDEAL LAP TIME : 1:54.449		BEST LAP TIME : 1:54.449		DIFFERENCE : 0.000			
LAP	SECTOR 1	SECTOR 2	LAP TIME	MPH	DIFF	TIME OF DAY	
1 -		31.997	2:43.651	59.21	49.202	12:30:01.303	
2 -	1:25.394	31.888	1:57.282	82.63	2.833	12:31:58.585	
3 -	1:24.176	31.985	1:56.161	83.42	1.712	12:33:54.746	
4 -	1:24.193	31.300	1:55.493 (3)	83.91	1.044	12:35:50.239	
5 -	1:24.049	31.412	1:55.461 (2)	83.93	1.012	12:37:45.700	
6 -	1:23.232	31.217	1:54.449 (1)	84.67		12:39:40.149	

P17 43		Colin WALKEY		Kawasaki ZX6R G2 - ELP Racing			
IDEAL LAP TIME : 1:54.524		BEST LAP TIME : 1:54.524		DIFFERENCE : 0.000			
LAP	SECTOR 1	SECTOR 2	LAP TIME	MPH	DIFF	TIME OF DAY	
1 -		32.418	2:42.679	59.57	48.155	12:30:00.331	
2 -	1:25.101	31.953	1:57.054	82.79	2.530	12:31:57.385	
3 -	1:25.172	32.021	1:57.193	82.69	2.669	12:33:54.578	
4 -	1:24.876	31.652	1:56.528 (3)	83.16	2.004	12:35:51.106	
5 -	1:24.111	31.273	1:55.384 (2)	83.99	0.860	12:37:46.490	
6 -	1:23.362	31.162	1:54.524 (1)	84.62		12:39:41.014	

P18 81		Malvern MAY		Honda CBR600RR - IMP racing			
IDEAL LAP TIME : 1:54.602		BEST LAP TIME : 1:54.958		DIFFERENCE : 0.356			
LAP	SECTOR 1	SECTOR 2	LAP TIME	MPH	DIFF	TIME OF DAY	
1 -		32.322	2:43.419	59.30	48.461	12:30:01.071	
2 -	1:26.650	32.495	1:59.145	81.34	4.187	12:32:00.216	
3 -	1:24.891	31.447	1:56.338	83.30	1.380	12:33:56.554	
4 -	1:23.339	31.642	1:54.981 (2)	84.28	0.023	12:35:51.535	
5 -	1:24.400	31.263	1:55.663 (3)	83.78	0.705	12:37:47.198	
6 -	1:23.613	31.345	1:54.958 (1)	84.30		12:39:42.156	

BMCRC - MRO Championships 2022 - Rnd 4 @ Oulton Park

BMCRC Thunderbike Sport & Extreme

RACE 4 - SECTOR ANALYSIS



SECTOR 1 = FL to I1, SECTOR 2 = I1 to FL, DIFF = Difference To Personal Best Lap, P = Crossed Finish Line in Pit Lane, D = Time Disallowed

P19 25		Harrison DAY		Yamaha R6 -		
IDEAL LAP TIME : 1:56.714		BEST LAP TIME : 1:56.964		DIFFERENCE : 0.250		
LAP	SECTOR 1	SECTOR 2	LAP TIME	MPH	DIFF	TIME OF DAY
1 -		32.611	2:43.259	59.36	46.295	12:30:00.911
2 -	1:27.235	32.617	1:59.852	80.86	2.888	12:32:00.763
3 -	1:25.536	31.624	1:57.160 (2)	82.71	0.196	12:33:57.923
4 -	1:25.101	31.863	1:56.964 (1)	82.85		12:35:54.887
5 -	1:25.091	32.137	1:57.228 (3)	82.67	0.264	12:37:52.115
6 -	1:25.735	31.623	1:57.358	82.57	0.394	12:39:49.473

P20 34 R		Sean COOKNEY		Yamaha R6 - S34N RACING		
IDEAL LAP TIME : 1:56.980		BEST LAP TIME : 1:57.328		DIFFERENCE : 0.348		
LAP	SECTOR 1	SECTOR 2	LAP TIME	MPH	DIFF	TIME OF DAY
1 -		32.949	2:46.414	58.23	49.086	12:30:04.066
2 -	1:27.377	32.531	1:59.908	80.82	2.580	12:32:03.974
3 -	1:26.284	32.704	1:58.988	81.44	1.660	12:34:02.962
4 -	1:25.998	31.748	1:57.746 (2)	82.30	0.418	12:36:00.708
5 -	1:26.193	32.450	1:58.643 (3)	81.68	1.315	12:37:59.351
6 -	1:25.232	32.096	1:57.328 (1)	82.60		12:39:56.679

P21 72 R		Luke LAWSON		Yamaha R6 - Bloom Valley Ltd - Farm Shop & Event Catering		
IDEAL LAP TIME : 1:55.316		BEST LAP TIME : 1:56.260		DIFFERENCE : 0.944		
LAP	SECTOR 1	SECTOR 2	LAP TIME	MPH	DIFF	TIME OF DAY
1 -		32.410	2:46.106	58.34	49.846	12:30:03.758
2 -	1:25.846	31.671	1:57.517	82.46	1.257	12:32:01.275
3 -	1:25.425	31.630	1:57.055	82.79	0.795	12:33:58.330
4 -	1:24.923	31.802	1:56.725 (2)	83.02	0.465	12:35:55.055
5 -	1:25.197	31.760	1:56.957 (3)	82.86	0.697	12:37:52.012
6 -	1:23.686	32.574	1:56.260 (1)	83.35		12:39:48.272

P22 190		Lewis LAKEY		Kawasaki NINJA 400 -		
IDEAL LAP TIME : 1:59.461		BEST LAP TIME : 1:59.566		DIFFERENCE : 0.105		
LAP	SECTOR 1	SECTOR 2	LAP TIME	MPH	DIFF	TIME OF DAY
1 -		32.813	2:42.794	59.53	43.228	12:30:00.446
2 -	1:26.996	32.570	1:59.566 (1)	81.05		12:32:00.012
3 -	1:28.259	32.682	2:00.941	80.13	1.375	12:34:00.953
4 -	1:27.007	32.860	1:59.867	80.85	0.301	12:36:00.820
5 -	1:27.172	32.465	1:59.637 (2)	81.00	0.071	12:38:00.457
6 -	1:27.104	32.620	1:59.724 (3)	80.94	0.158	12:40:00.181

P23 93		Tony BOTTO		Suzuki SV 650 - TB Motorcycles		
IDEAL LAP TIME : 2:01.207		BEST LAP TIME : 2:01.232		DIFFERENCE : 0.025		
LAP	SECTOR 1	SECTOR 2	LAP TIME	MPH	DIFF	TIME OF DAY
1 -		33.492	2:46.323	58.26	45.091	12:30:03.975
2 -	1:29.562	33.440	2:03.002	78.78	1.770	12:32:06.977
3 -	1:28.829	33.698	2:02.527	79.09	1.295	12:34:09.504
4 -	1:28.563	33.327	2:01.890 (2)	79.50	0.658	12:36:11.394
5 -	1:28.170	33.797	2:01.967 (3)	79.45	0.735	12:38:13.361
6 -	1:27.880	33.352	2:01.232 (1)	79.94		12:40:14.593

P24 76		Jack KNIGHTS		Kawasaki NINJA 400 -		
IDEAL LAP TIME : 2:00.958		BEST LAP TIME : 2:01.027		DIFFERENCE : 0.069		
LAP	SECTOR 1	SECTOR 2	LAP TIME	MPH	DIFF	TIME OF DAY
1 -		33.581	2:48.876	57.38	47.849	12:30:06.528
2 -	1:29.130	33.245	2:02.375	79.19	1.348	12:32:08.903
3 -	1:27.909	33.268	2:01.177 (2)	79.97	0.150	12:34:10.080
4 -	1:28.686	33.076	2:01.762 (3)	79.59	0.735	12:36:11.842
5 -	1:28.550	33.562	2:02.112	79.36	1.085	12:38:13.954
6 -	1:27.882	33.145	2:01.027 (1)	80.07		12:40:14.981

BMCRC - MRO Championships 2022 - Rnd 4 @ Oulton Park

BMCRC Thunderbike Sport & Extreme

RACE 4 - SECTOR ANALYSIS



SECTOR 1 = FL to I1, SECTOR 2 = I1 to FL, DIFF = Difference To Personal Best Lap, P = Crossed Finish Line in Pit Lane, D = Time Disallowed

P25 19		Michael REGAN		Yamaha YZF-R6 - North weald motorcycles		
IDEAL LAP TIME : 2:02.084		BEST LAP TIME : 2:02.733		DIFFERENCE : 0.649		
LAP	SECTOR 1	SECTOR 2	LAP TIME	MPH	DIFF	TIME OF DAY
1 -		33.418	2:47.362	57.90	44.629	12:30:05.014
2 -	1:28.666	34.067	2:02.733 (1)	78.96		12:32:07.747

BMCRC - MRO Championships 2022 - Rnd 4 @ Oulton Park

BMCRC Thunderbike Sport & Extreme

RACE 4 - BEST SECTORS

SECTOR 1			SECTOR 2			IDEAL / BEST COMPARISON						
POS	NO	NAME	TIME	NO	NAME	TIME	POS	NO	NAME	IDEAL	BEST	DIFF
									PERFECT LAP	1:50.074		
1	77	MAY	1:20.122	51	HOGARTH	29.952	1	51	HOGARTH	1:50.122	1:50.122	0.000
2	51	HOGARTH	1:20.170	129	CRIPPS	29.998	2	240	SCANLON	1:50.360	1:50.467	0.107
3	240	SCANLON	1:20.220	240	SCANLON	30.140	3	77	MAY	1:50.533	1:50.533	0.000
4	129	CRIPPS	1:20.619	54	JAMISON	30.383	4	129	CRIPPS	1:50.617	1:50.906	0.289
5	54	JAMISON	1:21.021	77	MAY	30.411	5	54	JAMISON	1:51.404	1:51.404	0.000
6	624	FEDRICK	1:21.819	624	FEDRICK	30.887	6	624	FEDRICK	1:52.706	1:52.854	0.148
7	48	WALLIS	1:22.615	148	SAYLE	31.064	7	148	SAYLE	1:53.837	1:53.948	0.111
8	69	RUSSO	1:22.740	69	RUSSO	31.159	8	48	WALLIS	1:53.866	1:53.866	0.000
9	148	SAYLE	1:22.773	43	WALKEY	31.162	9	69	RUSSO	1:53.899	1:54.108	0.209
10	28	SPENCER	1:23.232	28	SPENCER	31.217	10	28	SPENCER	1:54.449	1:54.449	0.000
11	81	MAY	1:23.339	48	WALLIS	31.251	11	43	WALKEY	1:54.524	1:54.524	0.000
12	43	WALKEY	1:23.362	38	QUINN	31.254	12	81	MAY	1:54.602	1:54.958	0.356
13	117	WRIGHT	1:23.598	81	MAY	31.263	13	117	WRIGHT	1:55.106	1:55.106	0.000
14	72	LAWSON	1:23.686	6	FIRTH	31.344	14	72	LAWSON	1:55.316	1:56.260	0.944
15	38	QUINN	1:24.242	117	WRIGHT	31.508	15	38	QUINN	1:55.496	1:55.496	0.000
16	25	DAY	1:25.091	25	DAY	31.623	16	25	DAY	1:56.714	1:56.964	0.250
17	34	COOKNEY	1:25.232	72	LAWSON	31.630	17	6	FIRTH	1:56.834	1:56.925	0.091
18	6	FIRTH	1:25.490	34	COOKNEY	31.748	18	34	COOKNEY	1:56.980	1:57.328	0.348
19	991	BELLIS	1:26.020	55	HODGINS	32.320	19	55	HODGINS	1:59.174	1:59.340	0.166
20	55	HODGINS	1:26.854	190	LAKEY	32.465	20	190	LAKEY	1:59.461	1:59.566	0.105
21	190	LAKEY	1:26.996	76	KNIGHTS	33.076	21	991	BELLIS	1:59.735	2:00.573	0.838
22	93	BOTTO	1:27.880	93	BOTTO	33.327	22	76	KNIGHTS	2:00.958	2:01.027	0.069
23	76	KNIGHTS	1:27.882	19	REGAN	33.418	23	93	BOTTO	2:01.207	2:01.232	0.025
24	19	REGAN	1:28.666	991	BELLIS	33.715	24	19	REGAN	2:02.084	2:02.733	0.649
25							25	119	HEALEY		1:57.884	
26												
27												
28												
29												

BMCRC - MRO Championships 2022 - Rnd 4 @ Oulton Park

BMCRC Thunderbike Sport & Extreme

RACE 4 - STATISTICS

Competitors Started	29
Planned Start	2022-06-03 @ 12:35:00.000
Actual Start	2022-06-03 @ 12:27:17.652
Finish Time	2022-06-03 @ 12:38:33.278
Track Length	2.6920mi.
Total Laps	146
Total Distance Covered	393.0361mi.

Session Fastest Lap History

NO	CL	NAME	LAP TIME	TIME OF DAY	LAP	VEHICLE
77	E	David MAY	1:51.745	12:31:06.094	2	Suzuki GSXR 750 K1
240	E	Andy SCANLON	1:50.889	12:31:06.677	2	Ducati 996
77	E	David MAY	1:50.533	12:38:33.285	6	Suzuki GSXR 750 K1
240	E	Andy SCANLON	1:50.467	12:38:33.469	6	Ducati 996
51	E	Michael HOGARTH	1:50.122	12:38:33.811	6	Honda SP1 RC-51

Session Leader History

NO	CL	NAME	FROM LAP	LAPS LED	DISTANCE	VEHICLE
77	E	David MAY	1	6	16.15 miles	Suzuki GSXR 750 K1

Flag History

TYPE	TIME OF DAY
GREEN	12:27:17.652
FINISH	12:38:33.278

Flag Statistics

TYPE	COUNT	TOTAL LAPS	TOTAL TIME
Green	1	6	13:15.095
Red	0	0	0.000
Safety Car	0	0	0.000
FCY	0	0	0.000

BMCRC - MRO Championships 2022 - Rnd 4 @ Oulton Park

BMCRC Thunderbike Sport & Extreme

RACE 4 - STATISTICS

CLASS :

17 Starters

Fastest Lap History

NO	NAME	LAP TIME	TIME OF DAY	LAP	VEHICLE
54	Adam JAMISON	1:51.867	12:31:45.591	2	Yamaha R6
54	Adam JAMISON	1:51.404	12:35:29.407	4	Yamaha R6

Leader History

NO	NAME	FROM LAP	LAPS LED	DISTANCE	VEHICLE
54	Adam JAMISON	1	6	16.15 miles	Yamaha R6

BMCRC - MRO Championships 2022 - Rnd 4 @ Oulton Park

BMCRC Thunderbike Sport & Extreme

RACE 4 - STATISTICS

CLASS : R

3 Starters

Fastest Lap History

NO	NAME	LAP TIME	TIME OF DAY	LAP	VEHICLE
72	Luke LAWSON	1:57.517	12:32:01.291	2	Yamaha R6
72	Luke LAWSON	1:57.055	12:33:58.346	3	Yamaha R6
72	Luke LAWSON	1:56.725	12:35:55.072	4	Yamaha R6
72	Luke LAWSON	1:56.260	12:39:48.291	6	Yamaha R6

Leader History

NO	NAME	FROM LAP	LAPS LED	DISTANCE	VEHICLE
72	Luke LAWSON	1	6	16.15 miles	Yamaha R6

BMCRC - MRO Championships 2022 - Rnd 4 @ Oulton Park

BMCRC Thunderbike Sport & Extreme

RACE 4 - STATISTICS

CLASS : E

9 Starters

Fastest Lap History

NO	NAME	LAP TIME	TIME OF DAY	LAP	VEHICLE
77	David MAY	1:51.745	12:31:06.094	2	Suzuki GSXR 750 K1
240	Andy SCANLON	1:50.889	12:31:06.677	2	Ducati 996
77	David MAY	1:50.533	12:38:33.285	6	Suzuki GSXR 750 K1
240	Andy SCANLON	1:50.467	12:38:33.469	6	Ducati 996
51	Michael HOGARTH	1:50.122	12:38:33.811	6	Honda SP1 RC-51

Leader History

NO	NAME	FROM LAP	LAPS LED	DISTANCE	VEHICLE
77	David MAY	1	6	16.15 miles	Suzuki GSXR 750 K1

BMCRC - MRO Championships 2022 - Rnd 4 @ Oulton Park



BMCRC Thunderbike Sport & Extreme

RACE 14 - GRID (6 Laps)

ROW 14	41	671 Jacob STEPHENSON	40	96 Mark HODGE		
ROW 13	39	58 Mark LAWSON	38	110 Mark HAIGH	37	108 Liam ARMITAGE
ROW 12	36	63 Robert BUSH	35	19 Michael REGAN	34	93 Tony BOTTO
ROW 11	33	76 Jack KNIGHTS	32	190 Lewis LAKEY	31	84 Ricardo BRANCO
ROW 10	30	34 Sean COOKNEY	29	25 Harrison DAY	28	72 Luke LAWSON
ROW 9	27	117 Brandon WRIGHT	26	81 Malvern MAY	25	43 Colin WALKEY
ROW 8	24	28 David SPENCER	23	69 Tony RUSSO	22	148 Matt SAYLE
ROW 7	21	48 Shaun WALLIS	20	624 Matthew FEDRICK	19	54 Adam JAMISON
ROW 6						
ROW 5						
ROW 4			10	42 Alan WOOD		
ROW 3	9	991 Andrew BELLIS	8	55 Nick HODGINS	7	119 Simon HEALEY
ROW 2	6	6 Andrew FIRTH	5	38 Paul QUINN	4	129 Derek CRIPPS
ROW 1	3	77 David MAY	2	240 Andy SCANLON	1	51 Michael HOGARTH
						Pole

Oulton Park International: 2.6920 miles

These results are provisional until the conclusion of any judicial and technical matters.

Clerk Of Course :	Stewards :	Timekeeper : Richard Evans
-------------------	------------	----------------------------

Results can be found at www.tsl-timing.com

Printed - 13:29 Friday, 03 June 2022



BMCRC - MRO Championships 2022 - Rnd 4 @ Oulton Park



BMCRC Thunderbike Sport & Extreme

RACE 14 - CLASSIFICATION

POS	NO	CL	PIC NAME	ENTRY	LAPS	TIME	GAP	DIFF	MPH	BEST	ON
1	77	E	1 David MAY	Suzuki GSXR 750 K1 - ELP Racing	6	12:19.766			78.60	2:00.213	4
2	38	E	2 Paul QUINN	Aprilia RSV 1000 R Mille - Team Jock	6	12:23.918	4.152	4.152	78.16	2:00.238	6
3	51*	E	3 Michael HOGARTH	Honda SP1 RC-51 - WHR Racing	6	12:33.888	14.122	9.970	77.13	2:00.168	6
4	6	E	4 Andrew FIRTH	Yamaha YZF-R1 - LTRmotorcycles.co.uk / Palmer R	6	12:42.834	23.068	8.946	76.22	2:03.858	5
5	129	E	5 Derek CRIPPS	Yamaha R1 - Kelly Cripps - Team FBR	6	12:56.087	36.321	13.253	74.92	2:06.113	5
6	119*	E	6 Simon HEALEY	Yamaha R1 - Popular Tyres Ltd / Pro Parts Ltd	6	12:56.534	36.768	0.447	74.88	2:05.099	6
7	55	E	7 Nick HODGINS	Suzuki GSXR 750 - Dad, Claire, Super Sam, ASR, C	6	13:08.091	48.325	11.557	73.78	2:08.632	4
8	624		1 Matthew FEDRICK	Yamaha R6 - Matthew Fedrick farriers ltd/ Palmer R	6	13:08.466	48.700	0.375	73.74	2:03.120	6
9	43		2 Colin WALKEY	Kawasaki ZX6R G2 - ELP Racing	6	13:09.024	49.258	0.558	73.69	2:02.940	6
10	54		3 Adam JAMISON	Yamaha R6 - Team AJR	6	13:09.409	49.643	0.385	73.65	2:02.887	6
11	148*		4 Matt SAYLE	Yamaha R6 5EB - The original body shop	6	13:15.128	55.362	5.719	73.13	2:00.896	5
12	84		5 Ricardo BRANCO	Yamaha R6 - IMP Racing	6	13:24.063	1:04.297	8.935	72.31	2:03.612	6
13	81		6 Malvern MAY	Honda CBR600RR - IMP racing	6	13:34.768	1:15.002	10.705	71.36	2:07.582	5
14	48		7 Shaun WALLIS	Yamaha R6 - MBC Despatch Racing	6	13:35.123	1:15.357	0.355	71.33	2:07.709	6
15	69		8 Tony RUSSO	Yamaha R6 - Wymark Lubricants	6	13:35.557	1:15.791	0.434	71.29	2:07.882	6
16	19		9 Michael REGAN	Yamaha YZF-R6 - North weald motorcycles	6	13:53.561	1:33.795	18.004	69.75	2:09.149	6
17	93		10 Tony BOTTO	Suzuki SV 650 - TB Motorcycles	6	13:56.746	1:36.980	3.185	69.49	2:12.434	6
18	110		11 Mark HAIGH	Aprilia RS250 - Chesterfield CarClinic/The Tuning W	6	14:07.160	1:47.394	10.414	68.63	2:09.330	6
19	108	R	1 Liam ARMITAGE	Kawasaki ZX636 - LA KITCHENS	6	14:27.457	2:07.691	20.297	67.03	2:15.055	6
20	28*		12 David SPENCER	Suzuki GSXR 600 -	6	14:29.914	2:10.148	2.457	66.84	2:11.128	6

NOT CLASSIFIED

DNF	63		Robert BUSH	Suzuki GSXR 600 - Legacy Racing	4	10:09.115	2 Laps	2 Laps	63.64	2:22.748	4
DNF	240	E	Andy SCANLON	Ducati 996 - hel, Continental, Dads wallet	4	14:49.024	2 Laps	4:39.909	43.60	2:01.859	2

FASTEST LAP

	51	E	Michael HOGARTH	Honda SP1 RC-51 - WHR Racing	6	2:00.168		80.64 mph	129.79 kph
	148		Matt SAYLE	Yamaha R6 5EB - The original body shop	5	2:00.896		80.16 mph	129.00 kph
	108	R	Liam ARMITAGE	Kawasaki ZX636 - LA KITCHENS	6	2:15.055		71.75 mph	115.48 kph

#28, #51 & #148 - 10 Second penalty - Jump start.

#119 - Still no working transponder, you must fix to be timed in your next race.

Class E - 92.5% of Race Speed = 72.70 mph

Class - 92.5% of Race Speed = 68.20 mph

Class R - 92.5% of Race Speed = 62.00 mph

Weather / Track : Cloudy / Damp

These results are provisional until the conclusion of any judicial and technical matters.

Race Distance: 6 Laps / 16.15 miles

Oulton Park International: 2.6920 miles

Date: 03/06/2022 Start: 16:40 Finish: 16:52

Clerk Of Course :	Stewards :	Timekeeper : Richard Evans
-------------------	------------	----------------------------

Results can be found at www.tsl-timing.com

Printed - 17:31 Friday, 03 June 2022



BMCRC - MRO Championships 2022 - Rnd 4 @ Oulton Park

BMCRC Thunderbike Sport & Extreme

RACE 14 - LAP CHART

LAP 1 @ 16:42:22.381

NO	BEHIND	LAP TIME
240		2:09.379
77	0.405	2:09.784
51	2.120	2:11.499
38	4.052	2:13.431
6	5.603	2:14.982
129	8.103	2:17.482
119	9.061	2:18.440
55	10.981	2:20.360
54	30.696	2:40.075
624	31.266	2:40.645
43	31.363	2:40.742
148	32.752	2:42.131
48	33.327	2:42.706
69	34.580	2:43.959
84	35.126	2:44.505
81	36.002	2:45.381
93	37.748	2:47.127
19	40.412	2:49.791
28	44.007	2:53.386
110	44.394	2:53.773
108	45.361	2:54.740
63	50.268	2:59.647

LAP 2 @ 16:44:24.240

NO	BEHIND	LAP TIME
240		2:01.859
77	0.180	2:01.634
51	3.885	2:03.624
38	6.479	2:04.286
6	10.595	2:06.851
129	15.923	2:09.679
119	17.679	2:10.477
55	19.921	2:10.799
54	37.515	2:08.678
624	38.447	2:09.040
148	38.638	2:07.745
43	38.956	2:09.452
48	42.054	2:10.586
69	44.867	2:12.146
84	45.685	2:12.418
81	46.393	2:12.250
93	52.051	2:16.162
19	55.318	2:16.765
110	1:05.805	2:23.270
28	1:06.268	2:24.120
108	1:06.984	2:23.482
63	1:11.548	2:23.139

LAP 3 @ 16:46:25.863

NO	BEHIND	LAP TIME
77		2:01.443
240	0.590	2:02.213
51	4.986	2:02.724
38	8.238	2:03.382
6	16.381	2:07.409
129	22.124	2:07.824
119	24.742	2:08.686
55	27.590	2:09.292
54	42.682	2:06.790
624	43.095	2:06.271
148	43.266	2:06.251
43	43.603	2:06.270

84	53.711	2:09.649
48	53.872	2:13.441
69	54.688	2:11.444
81	55.128	2:10.358
93	1:04.414	2:13.986
19	1:08.570	2:14.875
110	1:20.166	2:15.984
28	1:25.162	2:20.517
108	1:26.160	2:20.799
63	1:33.506	2:23.581

LAP 4 @ 16:48:26.076

NO	BEHIND	LAP TIME
77		2:00.213
51	8.356	2:03.583
38	9.883	2:01.858
6	21.514	2:05.346
129	30.039	2:08.128
119	32.078	2:07.549
55	36.009	2:08.632
624	48.581	2:05.699
148	48.763	2:05.710
54	48.861	2:06.392
43	49.023	2:05.633
84	1:01.329	2:07.831
81	1:04.901	2:09.986
48	1:05.360	2:11.701
69	1:05.679	2:11.204
93	1:18.278	2:14.077
19	1:21.678	2:13.321
110	1:32.787	2:12.834
28	1:41.111	2:16.162
108	1:43.680	2:17.733
63	1:56.041	2:22.748

LAP 5 @ 16:50:27.950

NO	BEHIND	LAP TIME
77		2:01.874
38	8.732	2:00.723
51	8.772	2:02.290
6	23.498	2:03.858
129	34.278	2:06.113
119	36.487	2:06.283
55	43.669	2:09.534
148	47.785	2:00.896
624	50.398	2:03.691
43	51.136	2:03.987
54	51.574	2:04.587
84	1:05.503	2:06.048
81	1:10.609	2:07.582
48	1:12.466	2:08.980
69	1:12.727	2:08.922
93	1:29.364	2:12.960
19	1:29.464	2:09.660
110	1:42.882	2:11.969
28	1:53.838	2:14.601
108	1:57.454	2:15.648

LAP 6 @ 16:52:32.768

NO	BEHIND	LAP TIME
77		2:04.818
51	4.122	2:00.168
38	4.152	2:00.238
6	23.068	2:04.388

129	36.321	2:06.861
119	36.768	2:05.099
148	45.362	2:02.395
55	48.325	2:09.474
624	48.700	2:03.120
43	49.258	2:02.940
54	49.643	2:02.887
84	1:04.297	2:03.612
81	1:15.002	2:09.211
48	1:15.357	2:07.709
69	1:15.791	2:07.882
19	1:33.795	2:09.149
93	1:36.980	2:12.434
110	1:47.394	2:09.330
28	2:00.148	2:11.128
108	2:07.691	2:15.055
240	2 Laps	8:35.573 P

BMCRC - MRO Championships 2022 - Rnd 4 @ Oulton Park

BMCRC Thunderbike Sport & Extreme

RACE 14 - SECTOR ANALYSIS



SECTOR 1 = FL to I1, SECTOR 2 = I1 to FL, DIFF = Difference To Personal Best Lap, P = Crossed Finish Line in Pit Lane, D = Time Disallowed

P1 77 E		David MAY		Suzuki GSXR 750 K1 - ELP Racing		
IDEAL LAP TIME : 2:00.213		BEST LAP TIME : 2:00.213		DIFFERENCE : 0.000		
LAP	SECTOR 1	SECTOR 2	LAP TIME	MPH	DIFF	TIME OF DAY
1 -		33.341	2:09.784	74.67	9.571	16:42:22.786
2 -	1:29.068	32.566	2:01.634 (3)	79.67	1.421	16:44:24.420
3 -	1:28.783	32.660	2:01.443 (2)	79.80	1.230	16:46:25.863
4 -	1:27.782	32.431	2:00.213 (1)	80.61		16:48:26.076
5 -	1:28.233	33.641	2:01.874	79.51	1.661	16:50:27.950
6 -	1:30.718	34.100	2:04.818	77.64	4.605	16:52:32.768

P2 38 E		Paul QUINN		Aprilia RSV 1000 R Mille - Team Jock		
IDEAL LAP TIME : 2:00.238		BEST LAP TIME : 2:00.238		DIFFERENCE : 0.000		
LAP	SECTOR 1	SECTOR 2	LAP TIME	MPH	DIFF	TIME OF DAY
1 -		34.176	2:13.431	72.63	13.193	16:42:26.433
2 -	1:30.541	33.745	2:04.286	77.97	4.048	16:44:30.719
3 -	1:29.896	33.486	2:03.382	78.54	3.144	16:46:34.101
4 -	1:28.895	32.963	2:01.858 (3)	79.52	1.620	16:48:35.959
5 -	1:28.017	32.706	2:00.723 (2)	80.27	0.485	16:50:36.682
6 -	1:27.915	32.323	2:00.238 (1)	80.60		16:52:36.920

P3 51 E		Michael HOGARTH		Honda SP1 RC-51 - WHR Racing		
IDEAL LAP TIME : 2:00.168		BEST LAP TIME : 2:00.168		DIFFERENCE : 0.000		
LAP	SECTOR 1	SECTOR 2	LAP TIME	MPH	DIFF	TIME OF DAY
1 -		33.830	2:11.499	73.69	11.331	16:42:24.501
2 -	1:30.376	33.248	2:03.624	78.39	3.456	16:44:28.125
3 -	1:29.765	32.959	2:02.724 (3)	78.96	2.556	16:46:30.849
4 -	1:29.965	33.618	2:03.583	78.41	3.415	16:48:34.432
5 -	1:29.373	32.917	2:02.290 (2)	79.24	2.122	16:50:36.722
6 -	1:28.357	31.811	2:00.168 (1)	80.64		16:52:36.890

P4 6 E		Andrew FIRTH		Yamaha YZF-R1 - LTRmotorcycles.co.uk / Palmer Race Skool /		
IDEAL LAP TIME : 2:03.858		BEST LAP TIME : 2:03.858		DIFFERENCE : 0.000		
LAP	SECTOR 1	SECTOR 2	LAP TIME	MPH	DIFF	TIME OF DAY
1 -		34.208	2:14.982	71.79	11.124	16:42:27.984
2 -	1:33.087	33.764	2:06.851	76.39	2.993	16:44:34.835
3 -	1:33.366	34.043	2:07.409	76.06	3.551	16:46:42.244
4 -	1:31.841	33.505	2:05.346 (3)	77.31	1.488	16:48:47.590
5 -	1:30.590	33.268	2:03.858 (1)	78.24		16:50:51.448
6 -	1:31.009	33.379	2:04.388 (2)	77.91	0.530	16:52:55.836

P5 129 E		Derek CRIPPS		Yamaha R1 - Kelly Cripps - Team FBR		
IDEAL LAP TIME : 2:06.113		BEST LAP TIME : 2:06.113		DIFFERENCE : 0.000		
LAP	SECTOR 1	SECTOR 2	LAP TIME	MPH	DIFF	TIME OF DAY
1 -		34.328	2:17.482	70.49	11.369	16:42:30.484
2 -	1:35.828	33.851	2:09.679	74.73	3.566	16:44:40.163
3 -	1:33.922	33.902	2:07.824 (3)	75.81	1.711	16:46:47.987
4 -	1:34.270	33.858	2:08.128	75.63	2.015	16:48:56.115
5 -	1:32.815	33.298	2:06.113 (1)	76.84		16:51:02.228
6 -	1:33.463	33.398	2:06.861 (2)	76.39	0.748	16:53:09.089

P6 119 E		Simon HEALEY		Yamaha R1 - Popular Tyres Ltd / Pro Parts Ltd		
IDEAL LAP TIME :		BEST LAP TIME : 2:05.099		DIFFERENCE :		
LAP	SECTOR 1	SECTOR 2	LAP TIME	MPH	DIFF	TIME OF DAY
1 -			2:18.440	70.00	13.341	16:42:31.442
2 -			2:10.477	74.27	5.378	16:44:41.919
3 -			2:08.686	75.30	3.587	16:46:50.605
4 -			2:07.549 (3)	75.98	2.450	16:48:58.154
5 -			2:06.283 (2)	76.74	1.184	16:51:04.437
6 -			2:05.099 (1)	77.46		16:53:09.536

BMCRRC - MRO Championships 2022 - Rnd 4 @ Oulton Park

BMCRRC Thunderbike Sport & Extreme

RACE 14 - SECTOR ANALYSIS



SECTOR 1 = FL to I1, SECTOR 2 = I1 to FL, DIFF = Difference To Personal Best Lap, P = Crossed Finish Line in Pit Lane, D = Time Disallowed

P7 55 E		Nick HODGINS		Suzuki GSXR 750 - Dad, Claire, Super Sam, ASR, Caz			
IDEAL LAP TIME : 2:08.632		BEST LAP TIME : 2:08.632		DIFFERENCE : 0.000			
LAP	SECTOR 1	SECTOR 2	LAP TIME	MPH	DIFF	TIME OF DAY	
1 -		35.201	2:20.360	69.04	11.728	16:42:33.362	
2 -	1:35.768	35.031	2:10.799	74.09	2.167	16:44:44.161	
3 -	1:34.658	34.634	2:09.292 (2)	74.95	0.660	16:46:53.453	
4 -	1:34.121	34.511	2:08.632 (1)	75.34		16:49:02.085	
5 -	1:34.742	34.792	2:09.534	74.81	0.902	16:51:11.619	
6 -	1:34.642	34.832	2:09.474 (3)	74.85	0.842	16:53:21.093	

P8 624		Matthew FEDRICK		Yamaha R6 - Matthew Fedrick farriers ltd/ Palmer Race Skool			
IDEAL LAP TIME : 2:02.745		BEST LAP TIME : 2:03.120		DIFFERENCE : 0.375			
LAP	SECTOR 1	SECTOR 2	LAP TIME	MPH	DIFF	TIME OF DAY	
1 -		35.732	2:40.645	60.32	37.525	16:42:53.647	
2 -	1:34.677	34.363	2:09.040	75.10	5.920	16:45:02.687	
3 -	1:32.227	34.044	2:06.271	76.75	3.151	16:47:08.958	
4 -	1:31.531	34.168	2:05.699 (3)	77.09	2.579	16:49:14.657	
5 -	1:30.414	33.277	2:03.691 (2)	78.35	0.571	16:51:18.348	
6 -	1:29.468	33.652	2:03.120 (1)	78.71		16:53:21.468	

P9 43		Colin WALKEY		Kawasaki ZX6R G2 - ELP Racing			
IDEAL LAP TIME : 2:02.940		BEST LAP TIME : 2:02.940		DIFFERENCE : 0.000			
LAP	SECTOR 1	SECTOR 2	LAP TIME	MPH	DIFF	TIME OF DAY	
1 -		34.654	2:40.742	60.29	37.802	16:42:53.744	
2 -	1:34.766	34.686	2:09.452	74.86	6.512	16:45:03.196	
3 -	1:32.337	33.933	2:06.270	76.75	3.330	16:47:09.466	
4 -	1:32.132	33.501	2:05.633 (3)	77.13	2.693	16:49:15.099	
5 -	1:30.860	33.127	2:03.987 (2)	78.16	1.047	16:51:19.086	
6 -	1:30.120	32.820	2:02.940 (1)	78.82		16:53:22.026	

P10 54		Adam JAMISON		Yamaha R6 - Team AJR			
IDEAL LAP TIME : 2:02.887		BEST LAP TIME : 2:02.887		DIFFERENCE : 0.000			
LAP	SECTOR 1	SECTOR 2	LAP TIME	MPH	DIFF	TIME OF DAY	
1 -		35.278	2:40.075	60.54	37.188	16:42:53.077	
2 -	1:34.191	34.487	2:08.678	75.31	5.791	16:45:01.755	
3 -	1:32.454	34.336	2:06.790	76.43	3.903	16:47:08.545	
4 -	1:32.424	33.968	2:06.392 (3)	76.67	3.505	16:49:14.937	
5 -	1:31.322	33.265	2:04.587 (2)	77.78	1.700	16:51:19.524	
6 -	1:29.804	33.083	2:02.887 (1)	78.86		16:53:22.411	

P11 148		Matt SAYLE		Yamaha R6 5EB - The original body shop			
IDEAL LAP TIME : 2:00.896		BEST LAP TIME : 2:00.896		DIFFERENCE : 0.000			
LAP	SECTOR 1	SECTOR 2	LAP TIME	MPH	DIFF	TIME OF DAY	
1 -		34.747	2:42.131	59.77	41.235	16:42:55.133	
2 -	1:33.653	34.092	2:07.745	75.86	6.849	16:45:02.878	
3 -	1:32.183	34.068	2:06.251	76.76	5.355	16:47:09.129	
4 -	1:32.030	33.680	2:05.710 (3)	77.09	4.814	16:49:14.839	
5 -	1:28.527	32.369	2:00.896 (1)	80.16		16:51:15.735	
6 -	1:29.216	33.179	2:02.395 (2)	79.18	1.499	16:53:18.130	

P12 84		Ricardo BRANCO		Yamaha R6 - IMP Racing			
IDEAL LAP TIME : 2:03.612		BEST LAP TIME : 2:03.612		DIFFERENCE : 0.000			
LAP	SECTOR 1	SECTOR 2	LAP TIME	MPH	DIFF	TIME OF DAY	
1 -		35.013	2:44.505	58.91	40.893	16:42:57.507	
2 -	1:37.944	34.474	2:12.418	73.18	8.806	16:45:09.925	
3 -	1:35.304	34.345	2:09.649	74.75	6.037	16:47:19.574	
4 -	1:34.130	33.701	2:07.831 (3)	75.81	4.219	16:49:27.405	
5 -	1:33.036	33.012	2:06.048 (2)	76.88	2.436	16:51:33.453	
6 -	1:30.839	32.773	2:03.612 (1)	78.40		16:53:37.065	

BMCRC - MRO Championships 2022 - Rnd 4 @ Oulton Park

BMCRC Thunderbike Sport & Extreme

RACE 14 - SECTOR ANALYSIS



SECTOR 1 = FL to I1, SECTOR 2 = I1 to FL, DIFF = Difference To Personal Best Lap, P = Crossed Finish Line in Pit Lane, D = Time Disallowed

P13 81 Malvern MAY		Honda CBR600RR - IMP racing				
IDEAL LAP TIME : 2:07.532		BEST LAP TIME : 2:07.582		DIFFERENCE : 0.050		
LAP	SECTOR 1	SECTOR 2	LAP TIME	MPH	DIFF	TIME OF DAY
1 -		35.284	2:45.381	58.59	37.799	16:42:58.383
2 -	1:37.519	34.731	2:12.250	73.28	4.668	16:45:10.633
3 -	1:35.766	34.592	2:10.358	74.34	2.776	16:47:20.991
4 -	1:35.320	34.666	2:09.986 (3)	74.55	2.404	16:49:30.977
5 -	1:33.366	34.216	2:07.582 (1)	75.96		16:51:38.559
6 -	1:35.045	34.166	2:09.211 (2)	75.00	1.629	16:53:47.770

P14 48 Shaun WALLIS		Yamaha R6 - MBC Despatch Racing				
IDEAL LAP TIME : 2:07.709		BEST LAP TIME : 2:07.709		DIFFERENCE : 0.000		
LAP	SECTOR 1	SECTOR 2	LAP TIME	MPH	DIFF	TIME OF DAY
1 -		35.915	2:42.706	59.56	34.997	16:42:55.708
2 -	1:34.868	35.718	2:10.586 (3)	74.21	2.877	16:45:06.294
3 -	1:36.981	36.460	2:13.441	72.62	5.732	16:47:19.735
4 -	1:36.020	35.681	2:11.701	73.58	3.992	16:49:31.436
5 -	1:34.154	34.826	2:08.980 (2)	75.13	1.271	16:51:40.416
6 -	1:33.276	34.433	2:07.709 (1)	75.88		16:53:48.125

P15 69 Tony RUSSO		Yamaha R6 - Wymark Lubricants				
IDEAL LAP TIME : 2:07.682		BEST LAP TIME : 2:07.882		DIFFERENCE : 0.200		
LAP	SECTOR 1	SECTOR 2	LAP TIME	MPH	DIFF	TIME OF DAY
1 -		35.898	2:43.959	59.10	36.077	16:42:56.961
2 -	1:36.526	35.620	2:12.146	73.33	4.264	16:45:09.107
3 -	1:36.913	34.531	2:11.444	73.72	3.562	16:47:20.551
4 -	1:36.003	35.201	2:11.204 (3)	73.86	3.322	16:49:31.755
5 -	1:34.783	34.139	2:08.922 (2)	75.17	1.040	16:51:40.677
6 -	1:33.543	34.339	2:07.882 (1)	75.78		16:53:48.559

P16 19 Michael REGAN		Yamaha YZF-R6 - North weald motorcycles				
IDEAL LAP TIME : 2:09.149		BEST LAP TIME : 2:09.149		DIFFERENCE : 0.000		
LAP	SECTOR 1	SECTOR 2	LAP TIME	MPH	DIFF	TIME OF DAY
1 -		37.280	2:49.791	57.07	40.642	16:43:02.793
2 -	1:39.889	36.876	2:16.765	70.86	7.616	16:45:19.558
3 -	1:38.536	36.339	2:14.875	71.85	5.726	16:47:34.433
4 -	1:37.631	35.690	2:13.321 (3)	72.69	4.172	16:49:47.754
5 -	1:34.723	34.937	2:09.660 (2)	74.74	0.511	16:51:57.414
6 -	1:34.215	34.934	2:09.149 (1)	75.03		16:54:06.563

P17 93 Tony BOTTO		Suzuki SV 650 - TB Motorcycles				
IDEAL LAP TIME : 2:12.434		BEST LAP TIME : 2:12.434		DIFFERENCE : 0.000		
LAP	SECTOR 1	SECTOR 2	LAP TIME	MPH	DIFF	TIME OF DAY
1 -		36.474	2:47.127	57.98	34.693	16:43:00.129
2 -	1:39.552	36.610	2:16.162	71.17	3.728	16:45:16.291
3 -	1:37.679	36.307	2:13.986 (3)	72.33	1.552	16:47:30.277
4 -	1:37.873	36.204	2:14.077	72.28	1.643	16:49:44.354
5 -	1:36.990	35.970	2:12.960 (2)	72.88	0.526	16:51:57.314
6 -	1:36.493	35.941	2:12.434 (1)	73.17		16:54:09.748

P18 110 Mark HAIGH		Aprilia RS250 - Chesterfield CarClinic/The Tuning Works				
IDEAL LAP TIME : 2:09.330		BEST LAP TIME : 2:09.330		DIFFERENCE : 0.000		
LAP	SECTOR 1	SECTOR 2	LAP TIME	MPH	DIFF	TIME OF DAY
1 -		37.902	2:53.773	55.76	44.443	16:43:06.775
2 -	1:44.301	38.969	2:23.270	67.64	13.940	16:45:30.045
3 -	1:39.214	36.770	2:15.984	71.26	6.654	16:47:46.029
4 -	1:36.529	36.305	2:12.834 (3)	72.95	3.504	16:49:58.863
5 -	1:36.112	35.857	2:11.969 (2)	73.43	2.639	16:52:10.832
6 -	1:33.719	35.611	2:09.330 (1)	74.93		16:54:20.162

BMCRC - MRO Championships 2022 - Rnd 4 @ Oulton Park

BMCRC Thunderbike Sport & Extreme

RACE 14 - SECTOR ANALYSIS



SECTOR 1 = FL to I1, SECTOR 2 = I1 to FL, DIFF = Difference To Personal Best Lap, P = Crossed Finish Line in Pit Lane, D = Time Disallowed

P19 108 R		Liam ARMITAGE		Kawasaki ZX636 - LA KITCHENS		
IDEAL LAP TIME : 2:13.874		BEST LAP TIME : 2:15.055		DIFFERENCE : 1.181		
LAP	SECTOR 1	SECTOR 2	LAP TIME	MPH	DIFF	TIME OF DAY
1 -		37.677	2:54.740	55.46	39.685	16:43:07.742
2 -	1:44.552	38.930	2:23.482	67.54	8.427	16:45:31.224
3 -	1:42.566	38.233	2:20.799	68.83	5.744	16:47:52.023
4 -	1:40.793	36.940	2:17.733 (3)	70.36	2.678	16:50:09.756
5 -	1:39.420	36.228	2:15.648 (2)	71.44	0.593	16:52:25.404
6 -	1:37.646	37.409	2:15.055 (1)	71.75		16:54:40.459

P20 28		David SPENCER		Suzuki GSXR 600 -		
IDEAL LAP TIME : 2:11.128		BEST LAP TIME : 2:11.128		DIFFERENCE : 0.000		
LAP	SECTOR 1	SECTOR 2	LAP TIME	MPH	DIFF	TIME OF DAY
1 -		37.940	2:53.386	55.89	42.258	16:43:06.388
2 -	1:47.253	36.867	2:24.120	67.24	12.992	16:45:30.508
3 -	1:43.444	37.073	2:20.517	68.96	9.389	16:47:51.025
4 -	1:40.952	35.210	2:16.162 (3)	71.17	5.034	16:50:07.187
5 -	1:39.321	35.280	2:14.601 (2)	72.00	3.473	16:52:21.788
6 -	1:36.826	34.302	2:11.128 (1)	73.90		16:54:32.916

P21 63		Robert BUSH		Suzuki GSXR 600 - Legacy Racing		
IDEAL LAP TIME : 2:22.265		BEST LAP TIME : 2:22.748		DIFFERENCE : 0.483		
LAP	SECTOR 1	SECTOR 2	LAP TIME	MPH	DIFF	TIME OF DAY
1 -		40.016	2:59.647	53.94	36.899	16:43:12.649
2 -	1:44.630	38.509	2:23.139 (2)	67.70	0.391	16:45:35.788
3 -	1:45.004	38.577	2:23.581 (3)	67.49	0.833	16:47:59.369
4 -	1:43.756	38.992	2:22.748 (1)	67.89		16:50:22.117

P22 240 E		Andy SCANLON		Ducati 996 - hel, Continental, Dads wallet		
IDEAL LAP TIME : 2:01.859		BEST LAP TIME : 2:01.859		DIFFERENCE : 0.000		
LAP	SECTOR 1	SECTOR 2	LAP TIME	MPH	DIFF	TIME OF DAY
1 -		33.131	2:09.379	74.90	7.520	16:42:22.381
2 -	1:29.176	32.683	2:01.859 (1)	79.52		16:44:24.240
3 -	1:29.495	32.718	2:02.213 (2)	79.29	0.354	16:46:26.453
4 -	7:47.666	IN PIT	8:35.573 P	18.79	6:33.714	16:55:02.026

BMCRC - MRO Championships 2022 - Rnd 4 @ Oulton Park

BMCRC Thunderbike Sport & Extreme

RACE 14 - BEST SECTORS

SECTOR 1			SECTOR 2			IDEAL / BEST COMPARISON						
POS	NO	NAME	TIME	NO	NAME	TIME	POS	NO	NAME	IDEAL	BEST	DIFF
									PERFECT LAP	1:59.593		
1	77	MAY	1:27.782	51	HOGARTH	31.811	1	51	HOGARTH	2:00.168	2:00.168	0.000
2	38	QUINN	1:27.915	38	QUINN	32.323	2	77	MAY	2:00.213	2:00.213	0.000
3	51	HOGARTH	1:28.357	148	SAYLE	32.369	3	38	QUINN	2:00.238	2:00.238	0.000
4	148	SAYLE	1:28.527	77	MAY	32.431	4	148	SAYLE	2:00.896	2:00.896	0.000
5	240	SCANLON	1:29.176	240	SCANLON	32.683	5	240	SCANLON	2:01.859	2:01.859	0.000
6	624	FEDRICK	1:29.468	84	BRANCO	32.773	6	624	FEDRICK	2:02.745	2:03.120	0.375
7	54	JAMISON	1:29.804	43	WALKEY	32.820	7	54	JAMISON	2:02.887	2:02.887	0.000
8	43	WALKEY	1:30.120	54	JAMISON	33.083	8	43	WALKEY	2:02.940	2:02.940	0.000
9	6	FIRTH	1:30.590	6	FIRTH	33.268	9	84	BRANCO	2:03.612	2:03.612	0.000
10	84	BRANCO	1:30.839	624	FEDRICK	33.277	10	6	FIRTH	2:03.858	2:03.858	0.000
11	129	CRIPPS	1:32.815	129	CRIPPS	33.298	11	129	CRIPPS	2:06.113	2:06.113	0.000
12	48	WALLIS	1:33.276	69	RUSSO	34.139	12	81	MAY	2:07.532	2:07.582	0.050
13	81	MAY	1:33.366	81	MAY	34.166	13	69	RUSSO	2:07.682	2:07.882	0.200
14	69	RUSSO	1:33.543	28	SPENCER	34.302	14	48	WALLIS	2:07.709	2:07.709	0.000
15	110	HAIGH	1:33.719	48	WALLIS	34.433	15	55	HODGINS	2:08.632	2:08.632	0.000
16	55	HODGINS	1:34.121	55	HODGINS	34.511	16	19	REGAN	2:09.149	2:09.149	0.000
17	19	REGAN	1:34.215	19	REGAN	34.934	17	110	HAIGH	2:09.330	2:09.330	0.000
18	93	BOTTO	1:36.493	110	HAIGH	35.611	18	28	SPENCER	2:11.128	2:11.128	0.000
19	28	SPENCER	1:36.826	93	BOTTO	35.941	19	93	BOTTO	2:12.434	2:12.434	0.000
20	108	ARMITAGE	1:37.646	108	ARMITAGE	36.228	20	108	ARMITAGE	2:13.874	2:15.055	1.181
21	63	BUSH	1:43.756	63	BUSH	38.509	21	63	BUSH	2:22.265	2:22.748	0.483
22							22	119	HEALEY		2:05.099	

BMCRC - MRO Championships 2022 - Rnd 4 @ Oulton Park

BMCRC Thunderbike Sport & Extreme

RACE 14 - STATISTICS

Competitors Started 22
Planned Start 2022-06-03 @ 15:35:00.000
Actual Start 2022-06-03 @ 16:40:13.001
Finish Time 2022-06-03 @ 16:52:32.767
Track Length 2.6920mi.
Total Laps 128
Total Distance Covered 344.5796mi.

Session Fastest Lap History

NO	CL	NAME	LAP TIME	TIME OF DAY	LAP	VEHICLE
240	E	Andy SCANLON	2:01.859	16:44:24.270	2	Ducati 996
77	E	David MAY	2:01.634	16:44:24.434	2	Suzuki GSXR 750 K1
77	E	David MAY	2:01.443	16:46:25.877	3	Suzuki GSXR 750 K1
77	E	David MAY	2:00.213	16:48:26.090	4	Suzuki GSXR 750 K1
51	E	Michael HOGARTH	2:00.168	16:52:36.899	6	Honda SP1 RC-51

Session Leader History

NO	CL	NAME	FROM LAP	LAPS LED	DISTANCE	VEHICLE
240	E	Andy SCANLON	1	2	5.38 miles	Ducati 996
77	E	David MAY	3	4	10.76 miles	Suzuki GSXR 750 K1

Flag History

TYPE	TIME OF DAY
GREEN	16:40:13.001
FINISH	16:52:32.767

Flag Statistics

TYPE	COUNT	TOTAL LAPS	TOTAL TIME
Green	1	6	15:13.770
Red	0	0	0.000
Safety Car	0	0	0.000
FCY	0	0	0.000

BMCRC - MRO Championships 2022 - Rnd 4 @ Oulton Park

BMCRC Thunderbike Sport & Extreme

RACE 14 - STATISTICS

CLASS :

13 Starters

Fastest Lap History

NO	NAME	LAP TIME	TIME OF DAY	LAP	VEHICLE
54	Adam JAMISON	2:08.678	16:45:01.763	2	Yamaha R6
148	Matt SAYLE	2:07.745	16:45:02.906	2	Yamaha R6 5EB
54	Adam JAMISON	2:06.790	16:47:08.553	3	Yamaha R6
624	Matthew FEDRICK	2:06.271	16:47:08.986	3	Yamaha R6
148	Matt SAYLE	2:06.251	16:47:09.156	3	Yamaha R6 5EB
624	Matthew FEDRICK	2:05.699	16:49:14.684	4	Yamaha R6
43	Colin WALKEY	2:05.633	16:49:15.108	4	Kawasaki ZX6R G2
148	Matt SAYLE	2:00.896	16:51:15.763	5	Yamaha R6 5EB

Leader History

NO	NAME	FROM LAP	LAPS LED	DISTANCE	VEHICLE
54	Adam JAMISON	1	3	8.07 miles	Yamaha R6
624	Matthew FEDRICK	4	1	2.69 miles	Yamaha R6
148	Matt SAYLE	5	2	5.38 miles	Yamaha R6 5EB

BMCRC - MRO Championships 2022 - Rnd 4 @ Oulton Park

BMCRC Thunderbike Sport & Extreme

RACE 14 - STATISTICS

CLASS : R

1 Starters

Fastest Lap History

NO	NAME	LAP TIME	TIME OF DAY	LAP	VEHICLE
108	Liam ARMITAGE	2:23.482	16:45:31.271	2	Kawasaki ZX636
108	Liam ARMITAGE	2:20.799	16:47:52.069	3	Kawasaki ZX636
108	Liam ARMITAGE	2:17.733	16:50:09.801	4	Kawasaki ZX636
108	Liam ARMITAGE	2:15.648	16:52:25.448	5	Kawasaki ZX636
108	Liam ARMITAGE	2:15.055	16:54:40.508	6	Kawasaki ZX636

Leader History

NO	NAME	FROM LAP	LAPS LED	DISTANCE	VEHICLE
108	Liam ARMITAGE	1	6	16.15 miles	Kawasaki ZX636

BMCRC - MRO Championships 2022 - Rnd 4 @ Oulton Park

BMCRC Thunderbike Sport & Extreme

RACE 14 - STATISTICS

CLASS : E

8 Starters

Fastest Lap History

NO	NAME	LAP TIME	TIME OF DAY	LAP	VEHICLE
240	Andy SCANLON	2:01.859	16:44:24.270	2	Ducati 996
77	David MAY	2:01.634	16:44:24.434	2	Suzuki GSXR 750 K1
77	David MAY	2:01.443	16:46:25.877	3	Suzuki GSXR 750 K1
77	David MAY	2:00.213	16:48:26.090	4	Suzuki GSXR 750 K1
51	Michael HOGARTH	2:00.168	16:52:36.899	6	Honda SP1 RC-51

Leader History

NO	NAME	FROM LAP	LAPS LED	DISTANCE	VEHICLE
240	Andy SCANLON	1	2	5.38 miles	Ducati 996
77	David MAY	3	4	10.76 miles	Suzuki GSXR 750 K1

BMCRC - MRO Championships 2022 - Rnd 4 @ Oulton Park



BMCRC Thunderbike Sport & Extreme

RACE 4 - GRID (8 Laps)

ROW 14	41	671 Jacob STEPHENSON	40	96 Mark HODGE		
ROW 13	39	58 Mark LAWSON	38	76 Jack KNIGHTS	37	190 Lewis LAKEY
ROW 12	36	34 Sean COOKNEY	35	25 Harrison DAY	34	72 Luke LAWSON
ROW 11	33	117 Brandon WRIGHT	32	63 Robert BUSH	31	108 Liam ARMITAGE
ROW 10	30	93 Tony BOTTO	29	28 David SPENCER	28	110 Mark HAIGH
ROW 9	27	19 Michael REGAN	26	69 Tony RUSSO	25	48 Shaun WALLIS
ROW 8	24	81 Malvern MAY	23	84 Ricardo BRANCO	22	624 Matthew FEDRICK
ROW 7	21	43 Colin WALKEY	20	54 Adam JAMISON	19	148 Matt SAYLE
ROW 6						
ROW 5						
ROW 4			10	42 Alan WOOD		
ROW 3	9	991 Andrew BELLIS	8	55 Nick HODGINS	7	129 Derek CRIPPS
ROW 2	6	119 Simon HEALEY	5	6 Andrew FIRTH	4	240 Andy SCANLON
ROW 1	3	38 Paul QUINN	2	77 David MAY	1	51 Michael HOGARTH
						Pole

Oulton Park International: 2.6920 miles

These results are provisional until the conclusion of any judicial and technical matters.

Clerk Of Course :	Stewards :	Timekeeper : Richard Evans
-------------------	------------	----------------------------

Results can be found at www.tsl-timing.com

Printed - 17:33 Friday, 03 June 2022



BMCRC - MRO Championships 2022 - Rnd 4 @ Oulton Park



BMCRC Thunderbike Sport & Extreme

RACE 4 - CLASSIFICATION - AMENDED

POS	NO	CL	PIC NAME	ENTRY	LAPS	TIME	GAP	DIFF	MPH	BEST	ON
1	77	E	1 David MAY	Suzuki GSXR 750 K1 - ELP Racing	8	14:57.367			86.39	1:50.847	2
2	240	E	2 Andy SCANLON	Ducati 996 - hel, Continental, Dads wallet	8	14:59.173	1.806	1.806	86.22	1:50.818	8
3	51	E	3 Michael HOGARTH	Honda SP1 RC-51 - WHR Racing	8	15:00.577	3.210	1.404	86.08	1:51.122	7
4	129	E	4 Derek CRIPPS	Yamaha R1 - Kelly Cripps - Team FBR	8	15:14.324	16.957	13.747	84.79	1:51.726	2
5	624		1 Matthew FEDRICK	Yamaha R6 - Matthew Fedrick farriers ltd/ Palmer R	8	15:25.582	28.215	11.258	83.76	1:50.548	8
6	42	E	5 Alan WOOD	Suzuki GSXR750 - J.Clubb Aggregates & Concrete	8	15:25.744	28.377	0.162	83.74	1:52.588	8
7	38	E	6 Paul QUINN	Aprilia RSV 1000 R Mille - Team Jock	8	15:31.702	34.335	5.958	83.21	1:53.795	8
8	119	E	7 Simon HEALEY	Yamaha R1 - Popular Tyres Ltd / Pro Parts Ltd	8	15:31.861	34.494	0.159	83.19	1:53.641	8
9	48		2 Shaun WALLIS	Yamaha R6 - MBC Despatch Racing	8	15:40.980	43.613	9.119	82.39	1:52.053	2
10	84		3 Ricardo BRANCO	Yamaha R6 - IMP Racing	8	15:50.309	52.942	9.329	81.58	1:54.392	6
11	6	E	8 Andrew FIRTH	Yamaha YZF-R1 - LTRmotorcycles.co.uk / Palmer R	8	15:57.451	1:00.084	7.142	80.97	1:57.463	8
12	55	E	9 Nick HODGINS	Suzuki GSXR 750 - Dad, Claire, Super Sam, ASR, C	8	15:57.607	1:00.240	0.156	80.96	1:57.859	6
13	81		4 Malvern MAY	Honda CBR600RR - IMP racing	8	15:57.867	1:00.500	0.260	80.94	1:53.937	6
14	43		5 Colin WALKLEY	Kawasaki ZX6R G2 - ELP Racing	8	15:58.100	1:00.733	0.233	80.92	1:54.920	6
15	72	R	1 Luke LAWSON	Yamaha R6 - Bloom Valley Ltd - Farm Shop & Event	8	15:58.638	1:01.271	0.538	80.87	1:54.257	8
16	117		6 Brandon WRIGHT	Suzuki SV650 - OneEliquids.com	8	15:59.402	1:02.035	0.764	80.81	1:54.565	8
17	28		7 David SPENCER	Suzuki GSXR 600 -	8	15:59.773	1:02.406	0.371	80.77	1:54.619	4
18	148	E	10 Matt SAYLE	Yamaha R6 5EB - The original body shop	8	16:03.124	1:05.757	3.351	80.49	1:55.722	4
19	25		8 Harrison DAY	Yamaha R6 -	8	16:09.712	1:12.345	6.588	79.95	1:55.996	3
20	991	E	11 Andrew BELLIS	Suzuki GSXR 750 - Cunco Ltd	8	16:20.679	1:23.312	10.967	79.05	2:01.072	3
21	58		9 Mark LAWSON	Honda CBR - Crawfords metal detectors	8	16:29.297	1:31.930	8.618	78.36	1:58.577	6
22	190		10 Lewis LAKEY	Kawasaki NINJA 400 -	8	16:32.104	1:34.737	2.807	78.14	1:57.906	6
23	19		11 Michael REGAN	Yamaha YZF-R6 - North weald motorcycles	8	16:34.458	1:37.091	2.354	77.96	1:59.136	7
24	76		12 Jack KNIGHTS	Kawasaki NINJA 400 -	8	16:36.178	1:38.811	1.720	77.82	1:59.255	3
25	96		13 Mark HODGE	Ducati 750SS -	7	15:04.043	1 Lap	1 Lap	75.03	2:02.599	7
26	247		14 Lee HEALEY	Suzuki VJ22 - Specialised welding and fabrications	7	15:23.680	1 Lap	19.637	73.44	2:04.692	6
27	108	R	2 Liam ARMITAGE	Kawasaki ZX636 - LA KITCHENS	7	15:29.914	1 Lap	6.234	72.95	2:07.316	4
28	63		15 Robert BUSH	Suzuki GSXR 600 - Legacy Racing	7	16:22.184	1 Lap	52.270	69.06	2:12.986	7

NOT CLASSIFIED

DNF	54		Adam JAMISON	Yamaha R6 - Team AJR	7	13:35.177	1 Lap		83.22	1:51.046	7
DNF	110		Mark HAIGH	Aprilia RS250 - Chesterfield CarClinic/The Tuning W	5	10:50.842	3 Laps	2 Laps	74.45	2:02.401	5

FASTEST LAP

624			Matthew FEDRICK	Yamaha R6 - Matthew Fedrick farriers ltd/ Palmer R	8	1:50.548			87.66 mph	141.08 kph
240	E		Andy SCANLON	Ducati 996 - hel, Continental, Dads wallet	8	1:50.818			87.45 mph	140.74 kph
72	R		Luke LAWSON	Yamaha R6 - Bloom Valley Ltd - Farm Shop & Event	8	1:54.257			84.82 mph	136.50 kph

#148 Now classified in the Thunderbike Extreme class not Sport.

Class E - 92.5% of Race Speed = 79.91 mph

Class - 92.5% of Race Speed = 77.47 mph

Class R - 92.5% of Race Speed = 74.80 mph

Weather / Track : Bright / Dry

These results are provisional until the conclusion of any judicial and technical matters.

Race Distance: 8 Laps / 21.53 miles
Oulton Park International: 2.6920 miles
Date: 04/06/2022 Start: 10:06 Finish: 10:21

Clerk Of Course :	Stewards :	Timekeeper : Richard Evans
-------------------	------------	----------------------------

Results can be found at www.tsl-timing.com

Printed - 11:54 Saturday, 04 June 2022



BMCRC - MRO Championships 2022 - Rnd 4 @ Oulton Park

BMCRC Thunderbike Sport & Extreme

RACE 4 - LAP CHART

LAP 1 @ 10:08:22.983			LAP 3 @ 10:12:05.166			LAP 5 @ 10:15:47.982			LAP 7 @ 10:19:31.825		
NO	BEHIND	LAP TIME	NO	BEHIND	LAP TIME	NO	BEHIND	LAP TIME	NO	BEHIND	LAP TIME
77		1:56.065	77		1:51.336	77		1:51.086	77		1:51.732
51	1.392	1:57.457	51	3.798	1:52.384	51	4.490	1:51.868	240	3.448	1:51.329
240	1.704	1:57.769	240	4.220	1:52.675	240	4.678	1:51.554	51	3.569	1:51.122
129	2.297	1:58.362	129	7.005	1:55.165	129	9.898	1:53.265	247	1 Lap	2:04.692
119	5.323	2:01.388	42	14.900	1:54.547	63	1 Lap	2:15.896	129	14.554	1:54.388
38	6.822	2:02.887	119	18.421	1:58.248	42	21.504	1:54.938	108	1 Lap	2:07.335
42	7.440	2:03.505	38	18.482	1:56.772	119	26.667	1:54.541	42	28.249	1:55.206
991	9.958	2:06.023	55	26.369	1:58.644	38	26.795	1:55.381	624	30.127	1:51.030
6	10.201	2:06.266	6	28.759	1:59.152	54	30.127	1:51.860	54	30.270	1:51.046
55	10.742	2:06.807	624	29.026	1:51.700	624	30.339	1:52.205	38	33.000	1:54.141
624	27.603	2:23.668	54	29.139	1:51.636	48	37.518	1:54.317	119	33.313	1:53.701
54	27.814	2:23.879	991	31.466	2:01.072	55	40.928	1:58.746	48	41.113	1:53.905
84	29.648	2:25.713	48	32.411	1:52.873	6	42.875	1:57.791	84	50.643	1:55.447
48	29.668	2:25.733	84	37.111	1:54.891	84	44.647	1:54.973	55	54.185	1:59.241
43	32.147	2:28.212	117	42.657	1:55.276	28	50.240	1:54.819	6	55.081	1:58.475
117	32.512	2:28.577	43	43.168	1:56.426	43	51.021	1:55.301	43	58.101	1:56.003
81	32.630	2:28.695	28	43.618	1:55.960	117	51.051	1:55.957	81	58.449	1:55.976
148	33.991	2:30.056	72	43.797	1:55.712	991	52.091	2:01.400	28	59.294	1:57.632
28	34.187	2:30.252	148	44.361	1:56.004	72	52.224	1:56.402	72	59.474	1:56.281
72	34.968	2:31.033	81	44.907	1:57.966	81	52.379	1:55.302	117	59.930	1:57.712
25	35.548	2:31.613	25	46.424	1:55.996	148	53.004	1:55.737	148	1:02.211	1:56.855
19	35.826	2:31.891	58	54.173	2:00.173	25	56.691	1:56.417	63	1 Lap	2:14.718
58	36.241	2:32.306	19	55.536	2:01.926	58	1:10.646	1:59.642	25	1:07.111	1:56.911
110	39.854	2:35.919	190	58.151	1:59.301	19	1:15.532	2:00.887	991	1:13.017	2:01.836
190	39.928	2:35.993	76	58.643	1:59.255	190	1:15.861	2:00.676	58	1:24.551	1:59.171
76	40.278	2:36.343	110	1:06.700	2:04.331	76	1:16.303	2:00.616	190	1:27.878	1:57.954
96	41.890	2:37.955	96	1:10.162	2:04.837	110	1:29.778	2:02.401	19	1:30.278	1:59.136
108	46.302	2:42.367	108	1:20.155	2:08.368	96	1:36.488	2:04.930	76	1:31.165	1:59.347
247	46.924	2:42.989	247	1:20.625	2:08.302						
63	52.040	2:48.105	63	1:45.480	2:19.545						

LAP 2 @ 10:10:13.830			LAP 4 @ 10:13:56.896			LAP 6 @ 10:17:40.093			LAP 8 @ 10:21:24.285		
NO	BEHIND	LAP TIME	NO	BEHIND	LAP TIME	NO	BEHIND	LAP TIME	NO	BEHIND	LAP TIME
77		1:50.847	77		1:51.730	77		1:52.111	77		1:52.460
51	2.750	1:52.205	51	3.708	1:51.640	247	1 Lap	2:08.121	240	1.806	1:50.818
240	2.881	1:52.024	240	4.210	1:51.720	108	1 Lap	2:09.433	51	3.210	1:52.101
129	3.176	1:51.726	129	7.719	1:52.444	240	3.851	1:51.284	96	1 Lap	2:02.599
119	11.509	1:57.033	42	17.652	1:54.482	51	4.179	1:51.800	129	16.957	1:54.863
42	11.689	1:55.096	38	22.500	1:55.748	129	11.898	1:54.111	247	1 Lap	2:04.997
38	13.046	1:57.071	119	23.212	1:56.521	42	24.775	1:55.382	624	28.215	1:50.548
55	19.061	1:59.166	624	29.220	1:51.924	38	30.591	1:55.907	42	28.377	1:52.588
6	20.943	2:01.589	54	29.353	1:51.944	624	30.829	1:52.601	108	1 Lap	2:07.427
991	21.730	2:02.619	55	33.268	1:58.629	54	30.956	1:52.940	38	34.335	1:53.795
624	28.662	1:51.906	48	34.287	1:53.606	119	31.344	1:56.788	119	34.494	1:53.641
54	28.839	1:51.872	6	36.170	1:59.141	48	38.940	1:53.533	48	43.613	1:54.960
48	30.874	1:52.053	84	40.760	1:55.379	63	1 Lap	2:14.856	84	52.942	1:54.759
84	33.556	1:54.755	991	41.777	2:02.041	55	46.676	1:57.859	6	1:00.084	1:57.463
43	38.078	1:56.778	117	46.180	1:55.253	84	46.928	1:54.392	55	1:00.240	1:58.515
81	38.277	1:56.494	28	46.507	1:54.619	6	48.338	1:57.574	81	1:00.500	1:54.511
117	38.717	1:57.052	43	46.806	1:55.368	28	53.394	1:55.265	43	1:00.733	1:55.092
28	38.994	1:55.654	72	46.908	1:54.841	43	53.830	1:54.920	72	1:01.271	1:54.257
72	39.421	1:55.300	81	48.163	1:54.986	117	53.950	1:55.010	117	1:02.035	1:54.565
148	39.693	1:56.549	148	48.353	1:55.722	81	54.205	1:53.937	28	1:02.406	1:55.572
25	41.764	1:57.063	25	51.360	1:56.666	72	54.925	1:54.812	148	1:05.757	1:56.006
19	44.946	1:59.967	58	1:02.090	1:59.647	148	57.088	1:56.195	25	1:12.345	1:57.694
58	45.336	1:59.942	19	1:05.731	2:01.925	25	1:01.932	1:57.352	991	1:23.312	2:02.755
190	50.186	2:01.105	190	1:06.271	1:59.850	991	1:02.913	2:02.933	63	1 Lap	2:12.986
76	50.724	2:01.293	76	1:06.773	1:59.860	58	1:17.112	1:58.577	58	1:31.930	1:59.839
110	53.705	2:04.698	110	1:18.463	2:03.493	190	1:21.656	1:57.906	190	1:34.737	1:59.319
96	56.661	2:05.618	96	1:22.644	2:04.212	19	1:22.874	1:59.453	19	1:37.091	1:59.273
108	1:03.123	2:07.668	108	1:35.741	2:07.316	76	1:23.550	1:59.358	76	1:38.811	2:00.106
247	1:03.659	2:07.582	247	1:35.892	2:06.997	96	1:48.269	2:03.892			
63	1:17.271	2:16.078									

Weather / Track : Bright / Dry

Oulton Park International: 2.6920 miles
Date: 04/06/2022 Start: 10:06 Finish: 10:21

Results can be found at www.tsl-timing.com

Printed - 11:55 Saturday, 04 June 2022

BMCRC - MRO Championships 2022 - Rnd 4 @ Oulton Park

BMCRC Thunderbike Sport & Extreme

RACE 4 - BEST SECTORS

SECTOR 1			SECTOR 2			IDEAL / BEST COMPARISON						
POS	NO	NAME	TIME	NO	NAME	TIME	POS	NO	NAME	IDEAL	BEST	DIFF
1	624	FEDRICK	1:19.937	42	WOOD	30.137	1	624	FEDRICK	1:50.523	1:50.548	0.025
2	77	MAY	1:20.217	54	JAMISON	30.192	2	240	SCANLON	1:50.622	1:50.818	0.196
3	240	SCANLON	1:20.380	240	SCANLON	30.242	3	77	MAY	1:50.643	1:50.847	0.204
4	54	JAMISON	1:20.659	51	HOGARTH	30.332	4	54	JAMISON	1:50.851	1:51.046	0.195
5	51	HOGARTH	1:20.779	77	MAY	30.426	5	51	HOGARTH	1:51.111	1:51.122	0.011
6	129	CRIPPS	1:21.009	624	FEDRICK	30.586	6	129	CRIPPS	1:51.703	1:51.726	0.023
7	48	WALLIS	1:21.264	72	LAWSON	30.692	7	48	WALLIS	1:52.053	1:52.053	0.000
8	42	WOOD	1:22.451	129	CRIPPS	30.694	8	42	WOOD	1:52.588	1:52.588	0.000
9	72	LAWSON	1:22.571	119	HEALEY	30.723	9	72	LAWSON	1:53.263	1:54.257	0.994
10	119	HEALEY	1:22.701	81	MAY	30.773	10	119	HEALEY	1:53.424	1:53.641	0.217
11	38	QUINN	1:22.760	48	WALLIS	30.789	11	38	QUINN	1:53.795	1:53.795	0.000
12	81	MAY	1:23.164	117	WRIGHT	30.809	12	81	MAY	1:53.937	1:53.937	0.000
13	28	SPENCER	1:23.239	84	BRANCO	30.956	13	84	BRANCO	1:54.228	1:54.392	0.164
14	84	BRANCO	1:23.272	38	QUINN	31.035	14	28	SPENCER	1:54.386	1:54.619	0.233
15	43	WALKEY	1:23.488	43	WALKEY	31.128	15	117	WRIGHT	1:54.407	1:54.565	0.158
16	117	WRIGHT	1:23.598	28	SPENCER	31.147	16	43	WALKEY	1:54.616	1:54.920	0.304
17	148	SAYLE	1:24.103	148	SAYLE	31.263	17	148	SAYLE	1:55.366	1:55.722	0.356
18	25	DAY	1:24.383	6	FIRTH	31.378	18	25	DAY	1:55.784	1:55.996	0.212
19	190	LAKEY	1:25.552	25	DAY	31.401	19	6	FIRTH	1:57.097	1:57.463	0.366
20	55	HODGINS	1:25.671	55	HODGINS	32.188	20	190	LAKEY	1:57.843	1:57.906	0.063
21	58	LAWSON	1:25.673	58	LAWSON	32.227	21	55	HODGINS	1:57.859	1:57.859	0.000
22	6	FIRTH	1:25.719	190	LAKEY	32.291	22	58	LAWSON	1:57.900	1:58.577	0.677
23	19	REGAN	1:26.376	19	REGAN	32.353	23	19	REGAN	1:58.729	1:59.136	0.407
24	76	KNIGHTS	1:26.467	76	KNIGHTS	32.417	24	76	KNIGHTS	1:58.884	1:59.255	0.371
25	991	BELLIS	1:27.349	96	HODGE	33.420	25	991	BELLIS	2:00.878	2:01.072	0.194
26	110	HAIGH	1:28.468	991	BELLIS	33.529	26	110	HAIGH	2:02.401	2:02.401	0.000
27	96	HODGE	1:29.179	247	HEALEY	33.902	27	96	HODGE	2:02.599	2:02.599	0.000
28	247	HEALEY	1:30.498	110	HAIGH	33.933	28	247	HEALEY	2:04.400	2:04.692	0.292
29	108	ARMITAGE	1:32.323	108	ARMITAGE	34.875	29	108	ARMITAGE	2:07.198	2:07.316	0.118
30	63	BUSH	1:36.490	63	BUSH	36.113	30	63	BUSH	2:12.603	2:12.986	0.383

BMCRC - MRO Championships 2022 - Rnd 4 @ Oulton Park

BMCRC Thunderbike Sport & Extreme

RACE 4 - SECTOR ANALYSIS



SECTOR 1 = FL to I1, SECTOR 2 = I1 to FL, DIFF = Difference To Personal Best Lap, P = Crossed Finish Line in Pit Lane, D = Time Disallowed

P1 77 E		David MAY		Suzuki GSXR 750 K1 - ELP Racing			
IDEAL LAP TIME : 1:50.643		BEST LAP TIME : 1:50.847		DIFFERENCE : 0.204			
LAP	SECTOR 1	SECTOR 2	LAP TIME	MPH	DIFF	TIME OF DAY	
1 -		30.426	1:56.065	83.49	5.218	10:08:22.983	
2 -	1:20.217	30.630	1:50.847 (1)	87.42		10:10:13.830	
3 -	1:20.623	30.713	1:51.336 (3)	87.04	0.489	10:12:05.166	
4 -	1:21.234	30.496	1:51.730	86.73	0.883	10:13:56.896	
5 -	1:20.656	30.430	1:51.086 (2)	87.24	0.239	10:15:47.982	
6 -	1:21.030	31.081	1:52.111	86.44	1.264	10:17:40.093	
7 -	1:21.258	30.474	1:51.732	86.73	0.885	10:19:31.825	
8 -	1:21.616	30.844	1:52.460	86.17	1.613	10:21:24.285	

P2 240 E		Andy SCANLON		Ducati 996 - hel, Continental, Dads wallet			
IDEAL LAP TIME : 1:50.622		BEST LAP TIME : 1:50.818		DIFFERENCE : 0.196			
LAP	SECTOR 1	SECTOR 2	LAP TIME	MPH	DIFF	TIME OF DAY	
1 -		30.751	1:57.769	82.29	6.951	10:08:24.687	
2 -	1:21.121	30.903	1:52.024	86.51	1.206	10:10:16.711	
3 -	1:21.691	30.984	1:52.675	86.01	1.857	10:12:09.386	
4 -	1:21.234	30.486	1:51.720	86.74	0.902	10:14:01.106	
5 -	1:21.182	30.372	1:51.554	86.87	0.736	10:15:52.660	
6 -	1:21.042	30.242	1:51.284 (2)	87.08	0.466	10:17:43.944	
7 -	1:20.662	30.667	1:51.329 (3)	87.05	0.511	10:19:35.273	
8 -	1:20.380	30.438	1:50.818 (1)	87.45		10:21:26.091	

P3 51 E		Michael HOGARTH		Honda SP1 RC-51 - WHR Racing			
IDEAL LAP TIME : 1:51.111		BEST LAP TIME : 1:51.122		DIFFERENCE : 0.011			
LAP	SECTOR 1	SECTOR 2	LAP TIME	MPH	DIFF	TIME OF DAY	
1 -		30.661	1:57.457	82.50	6.335	10:08:24.375	
2 -	1:21.129	31.076	1:52.205	86.37	1.083	10:10:16.580	
3 -	1:21.599	30.785	1:52.384	86.23	1.262	10:12:08.964	
4 -	1:21.308	30.332	1:51.640 (2)	86.80	0.518	10:14:00.604	
5 -	1:21.415	30.453	1:51.868	86.63	0.746	10:15:52.472	
6 -	1:20.888	30.912	1:51.800 (3)	86.68	0.678	10:17:44.272	
7 -	1:20.779	30.343	1:51.122 (1)	87.21		10:19:35.394	
8 -	1:21.688	30.413	1:52.101	86.45	0.979	10:21:27.495	

P4 129 E		Derek CRIPPS		Yamaha R1 - Kelly Cripps - Team FBR			
IDEAL LAP TIME : 1:51.703		BEST LAP TIME : 1:51.726		DIFFERENCE : 0.023			
LAP	SECTOR 1	SECTOR 2	LAP TIME	MPH	DIFF	TIME OF DAY	
1 -		30.694	1:58.362	81.87	6.636	10:08:25.280	
2 -	1:21.009	30.717	1:51.726 (1)	86.74		10:10:17.006	
3 -	1:23.935	31.230	1:55.165	84.15	3.439	10:12:12.171	
4 -	1:21.706	30.738	1:52.444 (2)	86.18	0.718	10:14:04.615	
5 -	1:22.566	30.699	1:53.265 (3)	85.56	1.539	10:15:57.880	
6 -	1:22.557	31.554	1:54.111	84.92	2.385	10:17:51.991	
7 -	1:22.689	31.699	1:54.388	84.72	2.662	10:19:46.379	
8 -	1:23.443	31.420	1:54.863	84.37	3.137	10:21:41.242	

P5 624		Matthew FEDRICK		Yamaha R6 - Matthew Fedrick farriers ltd/ Palmer Race Skool			
IDEAL LAP TIME : 1:50.523		BEST LAP TIME : 1:50.548		DIFFERENCE : 0.025			
LAP	SECTOR 1	SECTOR 2	LAP TIME	MPH	DIFF	TIME OF DAY	
1 -		30.939	2:23.668	67.45	33.120	10:08:50.586	
2 -	1:21.320	30.586	1:51.906	86.60	1.358	10:10:42.492	
3 -	1:20.736	30.964	1:51.700 (3)	86.76	1.152	10:12:34.192	
4 -	1:21.036	30.888	1:51.924	86.58	1.376	10:14:26.116	
5 -	1:21.114	31.091	1:52.205	86.37	1.657	10:16:18.321	
6 -	1:21.482	31.119	1:52.601	86.06	2.053	10:18:10.922	
7 -	1:20.363	30.667	1:51.030 (2)	87.28	0.482	10:20:01.952	
8 -	1:19.937	30.611	1:50.548 (1)	87.66		10:21:52.500	

BMCRC - MRO Championships 2022 - Rnd 4 @ Oulton Park

BMCRC Thunderbike Sport & Extreme

RACE 4 - SECTOR ANALYSIS



SECTOR 1 = FL to I1, SECTOR 2 = I1 to FL, DIFF = Difference To Personal Best Lap, P = Crossed Finish Line in Pit Lane, D = Time Disallowed

P6 42 E Alan WOOD		Suzuki GSXR750 - J.Clubb Aggregates & Concrete				
IDEAL LAP TIME : 1:52.588		BEST LAP TIME : 1:52.588		DIFFERENCE : 0.000		
LAP	SECTOR 1	SECTOR 2	LAP TIME	MPH	DIFF	TIME OF DAY
1 -		30.948	2:03.505	78.46	10.917	10:08:30.423
2 -	1:23.216	31.880	1:55.096	84.20	2.508	10:10:25.519
3 -	1:23.602	30.945	1:54.547 (3)	84.60	1.959	10:12:20.066
4 -	1:23.211	31.271	1:54.482 (2)	84.65	1.894	10:14:14.548
5 -	1:23.805	31.133	1:54.938	84.31	2.350	10:16:09.486
6 -	1:24.271	31.111	1:55.382	83.99	2.794	10:18:04.868
7 -	1:23.957	31.249	1:55.206	84.12	2.618	10:20:00.074
8 -	1:22.451	30.137	1:52.588 (1)	86.07		10:21:52.662

P7 38 E Paul QUINN		Aprilia RSV 1000 R Mille - Team Jock				
IDEAL LAP TIME : 1:53.795		BEST LAP TIME : 1:53.795		DIFFERENCE : 0.000		
LAP	SECTOR 1	SECTOR 2	LAP TIME	MPH	DIFF	TIME OF DAY
1 -		31.564	2:02.887	78.86	9.092	10:08:29.805
2 -	1:25.363	31.708	1:57.071	82.78	3.276	10:10:26.876
3 -	1:24.877	31.895	1:56.772	82.99	2.977	10:12:23.648
4 -	1:24.057	31.691	1:55.748	83.72	1.953	10:14:19.396
5 -	1:24.210	31.171	1:55.381 (3)	83.99	1.586	10:16:14.777
6 -	1:24.816	31.091	1:55.907	83.61	2.112	10:18:10.684
7 -	1:22.972	31.169	1:54.141 (2)	84.90	0.346	10:20:04.825
8 -	1:22.760	31.035	1:53.795 (1)	85.16		10:21:58.620

P8 119 E Simon HEALEY		Yamaha R1 - Popular Tyres Ltd / Pro Parts Ltd				
IDEAL LAP TIME : 1:53.424		BEST LAP TIME : 1:53.641		DIFFERENCE : 0.217		
LAP	SECTOR 1	SECTOR 2	LAP TIME	MPH	DIFF	TIME OF DAY
1 -		31.692	2:01.388	79.83	7.747	10:08:28.306
2 -	1:25.018	32.015	1:57.033	82.80	3.392	10:10:25.339
3 -	1:26.070	32.178	1:58.248	81.95	4.607	10:12:23.587
4 -	1:24.796	31.725	1:56.521	83.17	2.880	10:14:20.108
5 -	1:23.107	31.434	1:54.541 (3)	84.60	0.900	10:16:14.649
6 -	1:25.056	31.732	1:56.788	82.98	3.147	10:18:11.437
7 -	1:22.701	31.000	1:53.701 (2)	85.23	0.060	10:20:05.138
8 -	1:22.918	30.723	1:53.641 (1)	85.27		10:21:58.779

P9 48 Shaun WALLIS		Yamaha R6 - MBC Despatch Racing				
IDEAL LAP TIME : 1:52.053		BEST LAP TIME : 1:52.053		DIFFERENCE : 0.000		
LAP	SECTOR 1	SECTOR 2	LAP TIME	MPH	DIFF	TIME OF DAY
1 -		31.250	2:25.733	66.50	33.680	10:08:52.651
2 -	1:21.264	30.789	1:52.053 (1)	86.48		10:10:44.704
3 -	1:21.717	31.156	1:52.873 (2)	85.86	0.820	10:12:37.577
4 -	1:22.384	31.222	1:53.606	85.30	1.553	10:14:31.183
5 -	1:22.734	31.583	1:54.317	84.77	2.264	10:16:25.500
6 -	1:22.236	31.297	1:53.533 (3)	85.36	1.480	10:18:19.033
7 -	1:22.474	31.431	1:53.905	85.08	1.852	10:20:12.938
8 -	1:23.535	31.425	1:54.960	84.30	2.907	10:22:07.898

P10 84 Ricardo BRANCO		Yamaha R6 - IMP Racing				
IDEAL LAP TIME : 1:54.228		BEST LAP TIME : 1:54.392		DIFFERENCE : 0.164		
LAP	SECTOR 1	SECTOR 2	LAP TIME	MPH	DIFF	TIME OF DAY
1 -		31.378	2:25.713	66.50	31.321	10:08:52.631
2 -	1:23.531	31.224	1:54.755 (2)	84.45	0.363	10:10:47.386
3 -	1:23.653	31.238	1:54.891	84.35	0.499	10:12:42.277
4 -	1:23.555	31.824	1:55.379	83.99	0.987	10:14:37.656
5 -	1:23.582	31.391	1:54.973	84.29	0.581	10:16:32.629
6 -	1:23.272	31.120	1:54.392 (1)	84.72		10:18:27.021
7 -	1:24.262	31.185	1:55.447	83.94	1.055	10:20:22.468
8 -	1:23.803	30.956	1:54.759 (3)	84.44	0.367	10:22:17.227

BMCRC - MRO Championships 2022 - Rnd 4 @ Oulton Park

BMCRC Thunderbike Sport & Extreme

RACE 4 - SECTOR ANALYSIS



SECTOR 1 = FL to I1, SECTOR 2 = I1 to FL, DIFF = Difference To Personal Best Lap, P = Crossed Finish Line in Pit Lane, D = Time Disallowed

P11		6 E		Andrew FIRTH		Yamaha YZF-R1 - LTRmotorcycles.co.uk / Palmer Race Skool /	
IDEAL LAP TIME : 1:57.097		BEST LAP TIME : 1:57.463		DIFFERENCE : 0.366			
LAP	SECTOR 1	SECTOR 2	LAP TIME	MPH	DIFF	TIME OF DAY	
1 -		32.299	2:06.266	76.75	8.803	10:08:33.184	
2 -	1:28.791	32.798	2:01.589	79.70	4.126	10:10:34.773	
3 -	1:27.082	32.070	1:59.152	81.33	1.689	10:12:33.925	
4 -	1:27.473	31.668	1:59.141	81.34	1.678	10:14:33.066	
5 -	1:25.811	31.980	1:57.791 (3)	82.27	0.328	10:16:30.857	
6 -	1:26.196	31.378	1:57.574 (2)	82.42	0.111	10:18:28.431	
7 -	1:26.698	31.777	1:58.475	81.80	1.012	10:20:26.906	
8 -	1:25.719	31.744	1:57.463 (1)	82.50		10:22:24.369	

P12		55 E		Nick HODGINS		Suzuki GSXR 750 - Dad, Claire, Super Sam, ASR, Caz	
IDEAL LAP TIME : 1:57.859		BEST LAP TIME : 1:57.859		DIFFERENCE : 0.000			
LAP	SECTOR 1	SECTOR 2	LAP TIME	MPH	DIFF	TIME OF DAY	
1 -		32.447	2:06.807	76.42	8.948	10:08:33.725	
2 -	1:26.815	32.351	1:59.166	81.32	1.307	10:10:32.891	
3 -	1:26.125	32.519	1:58.644	81.68	0.785	10:12:31.535	
4 -	1:26.235	32.394	1:58.629 (3)	81.69	0.770	10:14:30.164	
5 -	1:26.397	32.349	1:58.746	81.61	0.887	10:16:28.910	
6 -	1:25.671	32.188	1:57.859 (1)	82.22		10:18:26.769	
7 -	1:26.622	32.619	1:59.241	81.27	1.382	10:20:26.010	
8 -	1:26.223	32.292	1:58.515 (2)	81.77	0.656	10:22:24.525	

P13		81		Malvern MAY		Honda CBR600RR - IMP racing	
IDEAL LAP TIME : 1:53.937		BEST LAP TIME : 1:53.937		DIFFERENCE : 0.000			
LAP	SECTOR 1	SECTOR 2	LAP TIME	MPH	DIFF	TIME OF DAY	
1 -		31.449	2:28.695	65.17	34.758	10:08:55.613	
2 -	1:24.830	31.664	1:56.494	83.19	2.557	10:10:52.107	
3 -	1:26.674	31.292	1:57.966	82.15	4.029	10:12:50.073	
4 -	1:23.977	31.009	1:54.986 (3)	84.28	1.049	10:14:45.059	
5 -	1:23.196	32.106	1:55.302	84.05	1.365	10:16:40.361	
6 -	1:23.164	30.773	1:53.937 (1)	85.05		10:18:34.298	
7 -	1:24.578	31.398	1:55.976	83.56	2.039	10:20:30.274	
8 -	1:23.320	31.191	1:54.511 (2)	84.63	0.574	10:22:24.785	

P14		43		Colin WALKEY		Kawasaki ZX6R G2 - ELP Racing	
IDEAL LAP TIME : 1:54.616		BEST LAP TIME : 1:54.920		DIFFERENCE : 0.304			
LAP	SECTOR 1	SECTOR 2	LAP TIME	MPH	DIFF	TIME OF DAY	
1 -		31.940	2:28.212	65.38	33.292	10:08:55.130	
2 -	1:24.792	31.986	1:56.778	82.98	1.858	10:10:51.908	
3 -	1:24.954	31.472	1:56.426	83.24	1.506	10:12:48.334	
4 -	1:24.145	31.223	1:55.368	84.00	0.448	10:14:43.702	
5 -	1:23.731	31.570	1:55.301 (3)	84.05	0.381	10:16:39.003	
6 -	1:23.792	31.128	1:54.920 (1)	84.33		10:18:33.923	
7 -	1:24.681	31.322	1:56.003	83.54	1.083	10:20:29.926	
8 -	1:23.488	31.604	1:55.092 (2)	84.20	0.172	10:22:25.018	

P15		72 R		Luke LAWSON		Yamaha R6 - Bloom Valley Ltd - Farm Shop & Event Catering	
IDEAL LAP TIME : 1:53.263		BEST LAP TIME : 1:54.257		DIFFERENCE : 0.994			
LAP	SECTOR 1	SECTOR 2	LAP TIME	MPH	DIFF	TIME OF DAY	
1 -		31.684	2:31.033	64.16	36.776	10:08:57.951	
2 -	1:24.137	31.163	1:55.300	84.05	1.043	10:10:53.251	
3 -	1:24.446	31.266	1:55.712	83.75	1.455	10:12:48.963	
4 -	1:23.803	31.038	1:54.841 (3)	84.38	0.584	10:14:43.804	
5 -	1:23.806	32.596	1:56.402	83.25	2.145	10:16:40.206	
6 -	1:24.120	30.692	1:54.812 (2)	84.41	0.555	10:18:35.018	
7 -	1:24.436	31.845	1:56.281	83.34	2.024	10:20:31.299	
8 -	1:22.571	31.686	1:54.257 (1)	84.82		10:22:25.556	

BMCRRC - MRO Championships 2022 - Rnd 4 @ Oulton Park

BMCRRC Thunderbike Sport & Extreme

RACE 4 - SECTOR ANALYSIS



SECTOR 1 = FL to I1, SECTOR 2 = I1 to FL, DIFF = Difference To Personal Best Lap, P = Crossed Finish Line in Pit Lane, D = Time Disallowed

P16 117		Brandon WRIGHT		Suzuki SV650 - OneEliquids.com		
IDEAL LAP TIME : 1:54.407		BEST LAP TIME : 1:54.565		DIFFERENCE : 0.158		
LAP	SECTOR 1	SECTOR 2	LAP TIME	MPH	DIFF	TIME OF DAY
1 -		31.797	2:28.577	65.22	34.012	10:08:55.495
2 -	1:25.442	31.610	1:57.052	82.79	2.487	10:10:52.547
3 -	1:24.003	31.273	1:55.276	84.07	0.711	10:12:47.823
4 -	1:23.993	31.260	1:55.253 (3)	84.08	0.688	10:14:43.076
5 -	1:25.148	30.809	1:55.957	83.57	1.392	10:16:39.033
6 -	1:24.123	30.887	1:55.010 (2)	84.26	0.445	10:18:34.043
7 -	1:25.273	32.439	1:57.712	82.33	3.147	10:20:31.755
8 -	1:23.598	30.967	1:54.565 (1)	84.59		10:22:26.320

P17 28		David SPENCER		Suzuki GSXR 600 -		
IDEAL LAP TIME : 1:54.386		BEST LAP TIME : 1:54.619		DIFFERENCE : 0.233		
LAP	SECTOR 1	SECTOR 2	LAP TIME	MPH	DIFF	TIME OF DAY
1 -		31.428	2:30.252	64.50	35.633	10:08:57.170
2 -	1:24.507	31.147	1:55.654	83.79	1.035	10:10:52.824
3 -	1:24.639	31.321	1:55.960	83.57	1.341	10:12:48.784
4 -	1:23.370	31.249	1:54.619 (1)	84.55		10:14:43.403
5 -	1:23.239	31.580	1:54.819 (2)	84.40	0.200	10:16:38.222
6 -	1:24.052	31.213	1:55.265 (3)	84.07	0.646	10:18:33.487
7 -	1:25.765	31.867	1:57.632	82.38	3.013	10:20:31.119
8 -	1:23.844	31.728	1:55.572	83.85	0.953	10:22:26.691

P18 148 E		Matt SAYLE		Yamaha R6 5EB - The original body shop		
IDEAL LAP TIME : 1:55.366		BEST LAP TIME : 1:55.722		DIFFERENCE : 0.356		
LAP	SECTOR 1	SECTOR 2	LAP TIME	MPH	DIFF	TIME OF DAY
1 -		31.709	2:30.056	64.58	34.334	10:08:56.974
2 -	1:25.017	31.532	1:56.549	83.15	0.827	10:10:53.523
3 -	1:24.615	31.389	1:56.004 (3)	83.54	0.282	10:12:49.527
4 -	1:24.103	31.619	1:55.722 (1)	83.74		10:14:45.249
5 -	1:24.248	31.489	1:55.737 (2)	83.73	0.015	10:16:40.986
6 -	1:24.932	31.263	1:56.195	83.40	0.473	10:18:37.181
7 -	1:24.227	32.628	1:56.855	82.93	1.133	10:20:34.036
8 -	1:24.143	31.863	1:56.006	83.54	0.284	10:22:30.042

P19 25		Harrison DAY		Yamaha R6 -		
IDEAL LAP TIME : 1:55.784		BEST LAP TIME : 1:55.996		DIFFERENCE : 0.212		
LAP	SECTOR 1	SECTOR 2	LAP TIME	MPH	DIFF	TIME OF DAY
1 -		31.761	2:31.613	63.92	35.617	10:08:58.531
2 -	1:25.409	31.654	1:57.063	82.78	1.067	10:10:55.594
3 -	1:24.383	31.613	1:55.996 (1)	83.54		10:12:51.590
4 -	1:25.172	31.494	1:56.666 (3)	83.06	0.670	10:14:48.256
5 -	1:25.016	31.401	1:56.417 (2)	83.24	0.421	10:16:44.673
6 -	1:25.082	32.270	1:57.352	82.58	1.356	10:18:42.025
7 -	1:25.188	31.723	1:56.911	82.89	0.915	10:20:38.936
8 -	1:26.085	31.609	1:57.694	82.34	1.698	10:22:36.630

P20 991 E		Andrew BELLIS		Suzuki GSXR 750 - Cunco Ltd		
IDEAL LAP TIME : 2:00.878		BEST LAP TIME : 2:01.072		DIFFERENCE : 0.194		
LAP	SECTOR 1	SECTOR 2	LAP TIME	MPH	DIFF	TIME OF DAY
1 -		33.529	2:06.023	76.90	4.951	10:08:32.941
2 -	1:28.592	34.027	2:02.619	79.03	1.547	10:10:35.560
3 -	1:27.441	33.631	2:01.072 (1)	80.04		10:12:36.632
4 -	1:28.238	33.803	2:02.041	79.41	0.969	10:14:38.673
5 -	1:27.349	34.051	2:01.400 (2)	79.82	0.328	10:16:40.073
6 -	1:28.855	34.078	2:02.933	78.83	1.861	10:18:43.006
7 -	1:27.662	34.174	2:01.836 (3)	79.54	0.764	10:20:44.842
8 -	1:28.143	34.612	2:02.755	78.94	1.683	10:22:47.597

BMCRC - MRO Championships 2022 - Rnd 4 @ Oulton Park

BMCRC Thunderbike Sport & Extreme

RACE 4 - SECTOR ANALYSIS



SECTOR 1 = FL to I1, SECTOR 2 = I1 to FL, DIFF = Difference To Personal Best Lap, P = Crossed Finish Line in Pit Lane, D = Time Disallowed

P21 58		Mark LAWSON		Honda CBR - Crawfords metal detectors		
IDEAL LAP TIME : 1:57.900		BEST LAP TIME : 1:58.577		DIFFERENCE : 0.677		
LAP	SECTOR 1	SECTOR 2	LAP TIME	MPH	DIFF	TIME OF DAY
1 -		32.227	2:32.306	63.63	33.729	10:08:59.224
2 -	1:27.028	32.914	1:59.942	80.79	1.365	10:10:59.166
3 -	1:27.455	32.718	2:00.173	80.64	1.596	10:12:59.339
4 -	1:26.738	32.909	1:59.647	80.99	1.070	10:14:58.986
5 -	1:26.931	32.711	1:59.642 (3)	81.00	1.065	10:16:58.628
6 -	1:25.673	32.904	1:58.577 (1)	81.73		10:18:57.205
7 -	1:26.157	33.014	1:59.171 (2)	81.32	0.594	10:20:56.376
8 -	1:26.435	33.404	1:59.839	80.86	1.262	10:22:56.215

P22 190		Lewis LAKEY		Kawasaki NINJA 400 -		
IDEAL LAP TIME : 1:57.843		BEST LAP TIME : 1:57.906		DIFFERENCE : 0.063		
LAP	SECTOR 1	SECTOR 2	LAP TIME	MPH	DIFF	TIME OF DAY
1 -		34.022	2:35.993	62.12	38.087	10:09:02.911
2 -	1:28.127	32.978	2:01.105	80.02	3.199	10:11:04.016
3 -	1:26.757	32.544	1:59.301 (3)	81.23	1.395	10:13:03.317
4 -	1:26.725	33.125	1:59.850	80.86	1.944	10:15:03.167
5 -	1:27.564	33.112	2:00.676	80.30	2.770	10:17:03.843
6 -	1:25.615	32.291	1:57.906 (1)	82.19		10:19:01.749
7 -	1:25.552	32.402	1:57.954 (2)	82.16	0.048	10:20:59.703
8 -	1:26.738	32.581	1:59.319	81.22	1.413	10:22:59.022

P23 19		Michael REGAN		Yamaha YZF-R6 - North weald motorcycles		
IDEAL LAP TIME : 1:58.729		BEST LAP TIME : 1:59.136		DIFFERENCE : 0.407		
LAP	SECTOR 1	SECTOR 2	LAP TIME	MPH	DIFF	TIME OF DAY
1 -		32.776	2:31.891	63.80	32.755	10:08:58.809
2 -	1:27.046	32.921	1:59.967	80.78	0.831	10:10:58.776
3 -	1:28.743	33.183	2:01.926	79.48	2.790	10:13:00.702
4 -	1:28.762	33.163	2:01.925	79.48	2.789	10:15:02.627
5 -	1:27.600	33.287	2:00.887	80.16	1.751	10:17:03.514
6 -	1:26.714	32.739	1:59.453 (3)	81.13	0.317	10:19:02.967
7 -	1:26.376	32.760	1:59.136 (1)	81.34		10:21:02.103
8 -	1:26.920	32.353	1:59.273 (2)	81.25	0.137	10:23:01.376

P24 76		Jack KNIGHTS		Kawasaki NINJA 400 -		
IDEAL LAP TIME : 1:58.884		BEST LAP TIME : 1:59.255		DIFFERENCE : 0.371		
LAP	SECTOR 1	SECTOR 2	LAP TIME	MPH	DIFF	TIME OF DAY
1 -		34.135	2:36.343	61.98	37.088	10:09:03.261
2 -	1:28.508	32.785	2:01.293	79.89	2.038	10:11:04.554
3 -	1:26.838	32.417	1:59.255 (1)	81.26		10:13:03.809
4 -	1:26.467	33.393	1:59.860	80.85	0.605	10:15:03.669
5 -	1:27.548	33.068	2:00.616	80.34	1.361	10:17:04.285
6 -	1:26.849	32.509	1:59.358 (3)	81.19	0.103	10:19:03.643
7 -	1:26.725	32.622	1:59.347 (2)	81.20	0.092	10:21:02.990
8 -	1:27.374	32.732	2:00.106	80.68	0.851	10:23:03.096

P25 96		Mark HODGE		Ducati 750SS -		
IDEAL LAP TIME : 2:02.599		BEST LAP TIME : 2:02.599		DIFFERENCE : 0.000		
LAP	SECTOR 1	SECTOR 2	LAP TIME	MPH	DIFF	TIME OF DAY
1 -		33.821	2:37.955	61.35	35.356	10:09:04.873
2 -	1:31.413	34.205	2:05.618	77.14	3.019	10:11:10.491
3 -	1:30.911	33.926	2:04.837	77.63	2.238	10:13:15.328
4 -	1:30.548	33.664	2:04.212 (3)	78.02	1.613	10:15:19.540
5 -	1:30.834	34.096	2:04.930	77.57	2.331	10:17:24.470
6 -	1:30.435	33.457	2:03.892 (2)	78.22	1.293	10:19:28.362
7 -	1:29.179	33.420	2:02.599 (1)	79.04		10:21:30.961

BMCRC - MRO Championships 2022 - Rnd 4 @ Oulton Park

BMCRC Thunderbike Sport & Extreme

RACE 4 - SECTOR ANALYSIS



SECTOR 1 = FL to I1, SECTOR 2 = I1 to FL, DIFF = Difference To Personal Best Lap, P = Crossed Finish Line in Pit Lane, D = Time Disallowed

P26 247		Lee HEALEY		Suzuki VJ22 - Specialised welding and fabrications			
IDEAL LAP TIME : 2:04.400		BEST LAP TIME : 2:04.692		DIFFERENCE : 0.292			
LAP	SECTOR 1	SECTOR 2	LAP TIME	MPH	DIFF	TIME OF DAY	
1 -		35.516	2:42.989	59.45	38.297	10:09:09.907	
2 -	1:32.604	34.978	2:07.582	75.96	2.890	10:11:17.489	
3 -	1:32.479	35.823	2:08.302	75.53	3.610	10:13:25.791	
4 -	1:32.118	34.879	2:06.997 (3)	76.31	2.305	10:15:32.788	
5 -	1:33.994	34.127	2:08.121	75.64	3.429	10:17:40.909	
6 -	1:30.790	33.902	2:04.692 (1)	77.72		10:19:45.601	
7 -	1:30.498	34.499	2:04.997 (2)	77.53	0.305	10:21:50.598	

P27 108 R		Liam ARMITAGE		Kawasaki ZX636 - LA KITCHENS			
IDEAL LAP TIME : 2:07.198		BEST LAP TIME : 2:07.316		DIFFERENCE : 0.118			
LAP	SECTOR 1	SECTOR 2	LAP TIME	MPH	DIFF	TIME OF DAY	
1 -		35.446	2:42.367	59.68	35.051	10:09:09.285	
2 -	1:32.667	35.001	2:07.668	75.91	0.352	10:11:16.953	
3 -	1:32.769	35.599	2:08.368	75.49	1.052	10:13:25.321	
4 -	1:32.323	34.993	2:07.316 (1)	76.12		10:15:32.637	
5 -	1:33.927	35.506	2:09.433	74.87	2.117	10:17:42.070	
6 -	1:32.460	34.875	2:07.335 (2)	76.10	0.019	10:19:49.405	
7 -	1:32.439	34.988	2:07.427 (3)	76.05	0.111	10:21:56.832	

P28 63		Robert BUSH		Suzuki GSXR 600 - Legacy Racing			
IDEAL LAP TIME : 2:12.603		BEST LAP TIME : 2:12.986		DIFFERENCE : 0.383			
LAP	SECTOR 1	SECTOR 2	LAP TIME	MPH	DIFF	TIME OF DAY	
1 -		36.113	2:48.105	57.65	35.119	10:09:15.023	
2 -	1:38.416	37.662	2:16.078	71.21	3.092	10:11:31.101	
3 -	1:41.735	37.810	2:19.545	69.44	6.559	10:13:50.646	
4 -	1:39.129	36.767	2:15.896	71.31	2.910	10:16:06.542	
5 -	1:38.734	36.122	2:14.856 (3)	71.86	1.870	10:18:21.398	
6 -	1:37.674	37.044	2:14.718 (2)	71.93	1.732	10:20:36.116	
7 -	1:36.490	36.496	2:12.986 (1)	72.87		10:22:49.102	

P29 54		Adam JAMISON		Yamaha R6 - Team AJR			
IDEAL LAP TIME : 1:50.851		BEST LAP TIME : 1:51.046		DIFFERENCE : 0.195			
LAP	SECTOR 1	SECTOR 2	LAP TIME	MPH	DIFF	TIME OF DAY	
1 -		30.601	2:23.879	67.35	32.833	10:08:50.797	
2 -	1:21.390	30.482	1:51.872	86.62	0.826	10:10:42.669	
3 -	1:20.659	30.977	1:51.636 (2)	86.81	0.590	10:12:34.305	
4 -	1:21.508	30.436	1:51.944	86.57	0.898	10:14:26.249	
5 -	1:21.668	30.192	1:51.860 (3)	86.63	0.814	10:16:18.109	
6 -	1:21.753	31.187	1:52.940	85.80	1.894	10:18:11.049	
7 -	1:20.743	30.303	1:51.046 (1)	87.27		10:20:02.095	

P30 110		Mark HAIGH		Aprilia RS250 - Chesterfield CarClinic/The Tuning Works			
IDEAL LAP TIME : 2:02.401		BEST LAP TIME : 2:02.401		DIFFERENCE : 0.000			
LAP	SECTOR 1	SECTOR 2	LAP TIME	MPH	DIFF	TIME OF DAY	
1 -		34.103	2:35.919	62.15	33.518	10:09:02.837	
2 -	1:30.472	34.226	2:04.698	77.71	2.297	10:11:07.535	
3 -	1:29.505	34.826	2:04.331 (3)	77.94	1.930	10:13:11.866	
4 -	1:29.218	34.275	2:03.493 (2)	78.47	1.092	10:15:15.359	
5 -	1:28.468	33.933	2:02.401 (1)	79.17		10:17:17.760	

BMCRC - MRO Championships 2022 - Rnd 4 @ Oulton Park

BMCRC Thunderbike Sport & Extreme

RACE 4 - STATISTICS

Competitors Started 30
Planned Start 2022-06-04 @ 10:00:00.000
Actual Start 2022-06-04 @ 10:06:26.918
Finish Time 2022-06-04 @ 10:21:24.284
Track Length 2.6920mi.
Total Laps 232
Total Distance Covered 624.5506mi.

Session Fastest Lap History

NO	CL	NAME	LAP TIME	TIME OF DAY	LAP	VEHICLE
77	E	David MAY	1:50.847	10:10:13.836	2	Suzuki GSXR 750 K1
240	E	Andy SCANLON	1:50.818	10:21:26.120	8	Ducati 996
624		Matthew FEDRICK	1:50.548	10:21:52.526	8	Yamaha R6

Session Leader History

NO	CL	NAME	FROM LAP	LAPS LED	DISTANCE	VEHICLE
77	E	David MAY	1	8	21.53 miles	Suzuki GSXR 750 K1

Flag History

TYPE	TIME OF DAY
GREEN	10:06:26.918
FINISH	10:21:24.284

Flag Statistics

TYPE	COUNT	TOTAL LAPS	TOTAL TIME
Green	1	8	16:55.984
Red	0	0	0.000
Safety Car	0	0	0.000
FCY	0	0	0.000

BMCRC - MRO Championships 2022 - Rnd 4 @ Oulton Park

BMCRC Thunderbike Sport & Extreme

RACE 4 - STATISTICS

CLASS :

17 Starters

Fastest Lap History

NO	NAME	LAP TIME	TIME OF DAY	LAP	VEHICLE
624	Matthew FEDRICK	1:51.906	10:10:42.518	2	Yamaha R6
54	Adam JAMISON	1:51.872	10:10:42.677	2	Yamaha R6
624	Matthew FEDRICK	1:51.700	10:12:34.219	3	Yamaha R6
54	Adam JAMISON	1:51.636	10:12:34.313	3	Yamaha R6
624	Matthew FEDRICK	1:51.030	10:20:01.979	7	Yamaha R6
624	Matthew FEDRICK	1:50.548	10:21:52.526	8	Yamaha R6

Leader History

NO	NAME	FROM LAP	LAPS LED	DISTANCE	VEHICLE
624	Matthew FEDRICK	1	4	10.76 miles	Yamaha R6
54	Adam JAMISON	5	1	2.69 miles	Yamaha R6
624	Matthew FEDRICK	6	3	8.07 miles	Yamaha R6

BMCRC - MRO Championships 2022 - Rnd 4 @ Oulton Park

BMCRC Thunderbike Sport & Extreme

RACE 4 - STATISTICS

CLASS : R

2 Starters

Fastest Lap History

NO	NAME	LAP TIME	TIME OF DAY	LAP	VEHICLE
72	Luke LAWSON	1:55.300	10:10:53.268	2	Yamaha R6
72	Luke LAWSON	1:54.841	10:14:43.821	4	Yamaha R6
72	Luke LAWSON	1:54.812	10:18:35.036	6	Yamaha R6
72	Luke LAWSON	1:54.257	10:22:25.574	8	Yamaha R6

Leader History

NO	NAME	FROM LAP	LAPS LED	DISTANCE	VEHICLE
72	Luke LAWSON	1	8	21.53 miles	Yamaha R6

BMCRC - MRO Championships 2022 - Rnd 4 @ Oulton Park

BMCRC Thunderbike Sport & Extreme

RACE 4 - STATISTICS

CLASS : E

11 Starters

Fastest Lap History

NO	NAME	LAP TIME	TIME OF DAY	LAP	VEHICLE
77	David MAY	1:50.847	10:10:13.836	2	Suzuki GSXR 750 K1
240	Andy SCANLON	1:50.818	10:21:26.120	8	Ducati 996

Leader History

NO	NAME	FROM LAP	LAPS LED	DISTANCE	VEHICLE
77	David MAY	1	8	21.53 miles	Suzuki GSXR 750 K1

BMCRC - MRO Championships 2022 - Rnd 4 @ Oulton Park



BMCRC Thunderbike Sport & Extreme

RACE 14 - GRID (8 Laps) - AMENDED

ROW 14	41	671 Jacob STEPHENSON	40	34 Sean COOKNEY	
ROW 13	39	93 Tony BOTTO	38	69 Tony RUSSO	2:12.986
ROW 12	36	2:07.316 108 Liam ARMITAGE	35	2:04.692 247 Lee HEALEY	2:02.599 34 96 Mark HODGE
ROW 11	33	2:02.401 110 Mark HAIGH	32	1:59.255 76 Jack KNIGHTS	1:59.136 31 19 Michael REGAN
ROW 10	30	1:58.577 58 Mark LAWSON	29	1:57.906 190 Lewis LAKEY	1:55.996 28 25 Harrison DAY
ROW 9	27	1:54.920 43 Colin WALKEY	26	1:54.619 28 David SPENCER	1:54.565 25 117 Brandon WRIGHT
ROW 8	24	1:54.392 84 Ricardo BRANCO	23	1:54.257 72 Luke LAWSON	1:53.937 22 81 Malvern MAY
ROW 7	21	1:52.053 48 Shaun WALLIS	20	1:51.046 54 Adam JAMISON	1:50.548 19 624 Matthew FEDRICK
ROW 6					
ROW 5					
ROW 4		2:01.072 11 991 Andrew BELLIS	10	1:57.859 55 Nick HODGINS	
ROW 3	9	1:57.463 6 Andrew FIRTH	8	1:55.722 148 Matt SAYLE	1:53.795 7 38 Paul QUINN
ROW 2	6	1:53.641 119 Simon HEALEY	5	1:52.588 42 Alan WOOD	1:51.726 4 129 Derek CRIPPS
ROW 1	3	1:51.122 51 Michael HOGARTH	2	1:50.847 77 David MAY	1:50.818 1 240 Andy SCANLON
					Pole

Oulton Park International: 2.6920 miles

These results are provisional until the conclusion of any judicial and technical matters.

Clerk Of Course :	Stewards :	Timekeeper : Richard Evans
-------------------	------------	----------------------------

Results can be found at www.tsl-timing.com

Printed - 12:00 Saturday, 04 June 2022



BMCRC - MRO Championships 2022 - Rnd 4 @ Oulton Park



BMCRC Thunderbike Sport & Extreme

RACE 14 - CLASSIFICATION

POS	NO	CL	PIC NAME	ENTRY	LAPS	TIME	GAP	DIFF	MPH	BEST	ON
1	240	E	1 Andy SCANLON	Ducati 996 - hel, Continental, Dads wallet	8	14:56.108			86.51	1:49.861	8
2	77	E	2 David MAY	Suzuki GSXR 750 K1 - ELP Racing	8	15:01.720	5.612	5.612	85.98	1:50.798	7
3	129	E	3 Derek CRIPPS	Yamaha R1 - Kelly Cripps - Team FBR	8	15:01.870	5.762	0.150	85.96	1:51.460	6
4	51	E	4 Michael HOGARTH	Honda SP1 RC-51 - WHR Racing	8	15:15.390	19.282	13.520	84.69	1:52.403	8
5	624		1 Matthew FEDRICK	Yamaha R6 - Matthew Fedrick farriers ltd/ Palmer R	8	15:25.988	29.880	10.598	83.72	1:50.964	2
6	54		2 Adam JAMISON	Yamaha R6 - Team AJR	8	15:37.707	41.599	11.719	82.68	1:52.924	7
7	119	E	5 Simon HEALEY	Yamaha R1 - Popular Tyres Ltd / Pro Parts Ltd	8	15:38.795	42.687	1.088	82.58	1:54.759	4
8	48		3 Shaun WALLIS	Yamaha R6 - MBC Despatch Racing	8	15:42.868	46.760	4.073	82.22	1:53.118	7
9	28		4 David SPENCER	Suzuki GSXR 600 -	8	15:49.196	53.088	6.328	81.68	1:53.480	8
10	148	E	6 Matt SAYLE	Yamaha R6 5EB - The original body shop	8	15:49.521	53.413	0.325	81.65	1:55.926	8
11	81		5 Malvern MAY	Honda CBR600RR - IMP racing	8	15:49.683	53.575	0.162	81.63	1:53.633	8
12	84		6 Ricardo BRANCO	Yamaha R6 - IMP Racing	8	15:54.635	58.527	4.952	81.21	1:54.467	8
13	38	E	7 Paul QUINN	Aprilia RSV 1000 R Mille - Team Jock	8	15:54.680	58.572	0.045	81.21	1:55.619	7
14	72	R	1 Luke LAWSON	Yamaha R6 - Bloom Valley Ltd - Farm Shop & Event	8	15:56.377	1:00.269	1.697	81.06	1:54.392	2
15	55	E	8 Nick HODGINS	Suzuki GSXR 750 - Dad, Claire, Super Sam, ASR, C	8	15:56.520	1:00.412	0.143	81.05	1:57.289	5
16	6	E	9 Andrew FIRTH	Yamaha YZF-R1 - LTRmotorcycles.co.uk / Palmer R	8	15:57.689	1:01.581	1.169	80.95	1:56.816	8
17	43		7 Colin WALKEY	Kawasaki ZX6R G2 - ELP Racing	8	15:58.113	1:02.005	0.424	80.91	1:54.899	6
18	25		8 Harrison DAY	Yamaha R6 -	8	16:00.481	1:04.373	2.368	80.72	1:55.445	3
19	991	E	10 Andrew BELLIS	Suzuki GSXR 750 - Cunco Ltd	8	16:12.049	1:15.941	11.568	79.75	1:59.152	4
20	19		9 Michael REGAN	Yamaha YZF-R6 - North weald motorcycles	8	16:33.308	1:37.200	21.259	78.05	1:59.222	6
21	190		10 Lewis LAKEY	Kawasaki NINJA 400 -	8	16:34.116	1:38.008	0.808	77.98	1:58.994	4
22	76		11 Jack KNIGHTS	Kawasaki NINJA 400 -	8	16:35.569	1:39.461	1.453	77.87	1:59.556	2
23	58*		12 Mark LAWSON	Honda CBR - Crawfords metal detectors	8	16:42.163	1:46.055	6.594	77.36	1:58.476	8
24	110		13 Mark HAIGH	Aprilia RS250 - Chesterfield CarClinic/The Tuning W	8	16:58.407	2:02.299	16.244	76.12	2:02.044	5
25	247		14 Lee HEALEY	Suzuki VJ22 - Specialised welding and fabrications	7	15:04.147	1 Lap	1 Lap	75.03	2:03.607	5
26	63		15 Robert BUSH	Suzuki GSXR 600 - Legacy Racing	7	16:40.884	1 Lap	1:36.737	67.77	2:16.852	7

NOT CLASSIFIED

DNF	96		Mark HODGE	Ducati 750SS -	4	9:00.253	4 Laps	3 Laps	71.75	2:03.381	3
DNF	117		Brandon WRIGHT	Suzuki SV650 - OneEliquids.com	3	6:29.839	5 Laps	1 Lap	74.57	1:56.580	2
DNF	108	R	Liam ARMITAGE	Kawasaki ZX636 - LA KITCHENS	3	6:46.982	5 Laps	17.143	71.43	2:03.328	3

FASTEST LAP

240	E	Andy SCANLON	Ducati 996 - hel, Continental, Dads wallet	8	1:49.861	88.21 mph	141.96 kph
624		Matthew FEDRICK	Yamaha R6 - Matthew Fedrick farriers ltd/ Palmer R	2	1:50.964	87.33 mph	140.55 kph
72	R	Luke LAWSON	Yamaha R6 - Bloom Valley Ltd - Farm Shop & Event	2	1:54.392	84.72 mph	136.34 kph

#58 - 10 Second penalty - Jump start.

Class E - 92.5% of Race Speed = 80.02 mph

Class - 92.5% of Race Speed = 77.44 mph

Class R - 92.5% of Race Speed = 74.98 mph

Weather / Track : Cloudy / Dry

These results are provisional until the conclusion of any judicial and technical matters.

Race Distance: 8 Laps / 21.53 miles
Oulton Park International: 2.6920 miles
Date: 04/06/2022 Start: 15:08 Finish: 15:23

Clerk Of Course :	Stewards :	Timekeeper : Richard Evans
-------------------	------------	----------------------------

Results can be found at www.tsl-timing.com

Printed - 15:26 Saturday, 04 June 2022



BMCRC - MRO Championships 2022 - Rnd 4 @ Oulton Park

BMCRC Thunderbike Sport & Extreme

RACE 14 - LAP CHART

LAP 1 @ 15:10:08.517		
NO	BEHIND	LAP TIME

77		1:56.357
240	0.456	1:56.813
129	0.857	1:57.214
119	3.844	2:00.201
51	4.121	2:00.478
6	10.626	2:06.983
148	12.857	2:09.214
991	12.989	2:09.346
55	13.210	2:09.567
38	20.711	2:17.068
624	25.198	2:21.555
54	27.502	2:23.859
48	28.110	2:24.467
84	29.200	2:25.557
81	29.540	2:25.897
72	30.333	2:26.690
28	31.064	2:27.421
43	32.849	2:29.206
117	33.517	2:29.874
25	33.705	2:30.062
58	35.155	2:31.512
19	35.756	2:32.113
76	37.315	2:33.672
96	39.612	2:35.969
190	40.473	2:36.830
110	40.852	2:37.209
247	41.514	2:37.871
108	43.450	2:39.807
63	55.056	2:51.413

LAP 2 @ 15:11:59.909		
NO	BEHIND	LAP TIME

77		1:51.392
240	0.276	1:51.212
129	2.657	1:53.192
119	7.727	1:55.275
51	7.870	1:55.141
6	18.731	1:59.497
148	19.528	1:58.063
55	21.676	1:59.858
991	22.341	2:00.744
624	24.770	1:50.964
38	29.119	1:59.800
54	29.208	1:53.098
48	30.018	1:53.300
84	32.587	1:54.779
81	32.967	1:54.819
72	33.333	1:54.392
28	33.705	1:54.033
25	37.798	1:55.485
43	38.125	1:56.668
117	38.705	1:56.580
58	43.177	1:59.414
19	44.438	2:00.074
76	45.479	1:59.556
190	49.036	1:59.955
96	52.923	2:04.703
110	53.873	2:04.413
247	54.364	2:04.242
108	55.905	2:03.847
63	1:20.791	2:17.127

Weather / Track : Cloudy / Dry

Results can be found at www.tsl-timing.com

LAP 3 @ 15:13:52.118		
NO	BEHIND	LAP TIME

77		1:52.209
240	0.213	1:52.146
129	2.424	1:51.976
51	9.493	1:53.832
119	12.145	1:56.627
148	24.569	1:57.250
624	24.764	1:52.203
6	25.356	1:58.834
55	27.962	1:58.495
54	30.232	1:53.233
991	30.559	2:00.427
48	33.137	1:55.328
38	34.210	1:57.300
84	35.250	1:54.872
81	35.454	1:54.696
28	35.638	1:54.142
72	35.912	1:54.788
25	41.034	1:55.445
43	41.919	1:56.003
117	49.881	2:03.385 P
58	52.300	2:01.332
19	53.117	2:00.888
76	53.578	2:00.308
190	56.353	1:59.526
96	1:04.095	2:03.381
110	1:04.622	2:02.958
247	1:06.066	2:03.911
108	1:07.024	2:03.328
63	1:46.293	2:17.711

LAP 4 @ 15:15:43.831		
NO	BEHIND	LAP TIME

77		1:51.713
240	0.266	1:51.766
129	2.502	1:51.791
51	10.934	1:53.154
119	15.191	1:54.759
624	24.962	1:51.911
148	30.186	1:57.330
6	32.184	1:58.541
54	32.236	1:53.717
55	34.119	1:57.870
48	36.609	1:55.185
991	37.998	1:59.152
38	38.693	1:56.196
28	38.877	1:54.952
84	39.135	1:55.598
81	39.369	1:55.628
72	39.506	1:55.307
25	44.943	1:55.622
43	45.487	1:55.281
58	1:01.637	2:01.050
19	1:01.965	2:00.561
76	1:02.830	2:00.965
190	1:03.634	1:58.994
110	1:15.703	2:02.794
247	1:18.930	2:04.577
96	1:28.582	2:16.200 P

LAP 5 @ 15:17:36.920		
NO	BEHIND	LAP TIME

77		1:53.089
----	--	----------

240	0.222	1:53.045
129	1.924	1:52.511
51	11.847	1:54.002
119	18.369	1:56.267
63	1 Lap	2:16.931
624	24.132	1:52.259
54	32.932	1:53.785
148	35.121	1:58.024
6	37.456	1:58.361
48	37.556	1:54.036
55	38.319	1:57.289
28	39.571	1:53.783
81	41.732	1:55.452
38	42.868	1:57.264
84	42.957	1:56.911
72	43.244	1:56.827
991	45.901	2:00.992
43	47.795	1:55.397
25	47.937	1:56.083
58	1:09.713	2:01.165
19	1:10.161	2:01.285
190	1:10.626	2:00.081
76	1:11.063	2:01.322
110	1:24.658	2:02.044
247	1:29.448	2:03.607

LAP 6 @ 15:19:28.107		
NO	BEHIND	LAP TIME

77		1:51.187
240	0.209	1:51.174
129	2.197	1:51.460
51	14.258	1:53.598
624	25.125	1:52.180
119	31.218	2:04.036
54	35.475	1:53.730
48	40.251	1:53.882
148	41.615	1:57.681
28	45.339	1:56.955
55	45.626	1:58.494
81	45.799	1:55.254
6	46.971	2:00.702
38	47.414	1:55.733
84	47.545	1:55.775
63	1 Lap	2:20.370
72	47.654	1:55.597
43	51.507	1:54.899
25	53.008	1:56.258
991	55.214	2:00.500
19	1:18.196	1:59.222
58	1:18.538	2:00.012
190	1:19.206	1:59.767
76	1:19.554	1:59.678
110	1:35.775	2:02.304
247	1:42.789	2:04.528

LAP 7 @ 15:21:18.407		
NO	BEHIND	LAP TIME

240		1:50.091
77	0.498	1:50.798
129	3.822	1:51.925
51	16.740	1:52.782
624	27.190	1:52.365
119	36.537	1:55.619
54	38.099	1:52.924
48	43.069	1:53.118

148	47.348	1:56.033
28	49.469	1:54.430
81	49.803	1:54.304
38	52.733	1:55.619
55	52.949	1:57.623
84	53.921	1:56.676
6	54.626	1:57.955
72	54.710	1:57.356
43	56.939	1:55.732
25	58.429	1:55.721
991	1:06.245	2:01.331
63	1 Lap	2:20.480
19	1:27.163	1:59.267
58	1:27.440	1:59.202
190	1:28.160	1:59.254
76	1:29.355	2:00.101
110	1:48.943	2:03.468

LAP 8 @ 15:23:08.268		
NO	BEHIND	LAP TIME

240		1:49.861
77	5.612	1:54.975
129	5.762	1:51.801
247	1 Lap	2:05.411
51	19.282	1:52.403
624	29.880	1:52.551
54	41.599	1:53.361
119	42.687	1:56.011
48	46.760	1:53.552
28	53.088	1:53.480
148	53.413	1:55.926
81	53.575	1:53.633
84	58.527	1:54.467
38	58.572	1:55.700
72	1:00.269	1:55.420
55	1:00.412	1:57.324
6	1:01.581	1:56.816
43	1:02.005	1:54.927
25	1:04.373	1:55.805
991	1:15.941	1:59.557
58	1:36.055	1:58.476
19	1:37.200	1:59.898
190	1:38.008	1:59.709
76	1:39.461	1:59.967
63	1 Lap	2:16.852
110	2:02.299	2:03.217

Oulton Park International: 2.6920 miles
Date: 04/06/2022 Start: 15:08 Finish: 15:23

Printed - 15:26 Saturday, 04 June 2022

BMCRC - MRO Championships 2022 - Rnd 4 @ Oulton Park

BMCRC Thunderbike Sport & Extreme

RACE 14 - SECTOR ANALYSIS



SECTOR 1 = FL to I1, SECTOR 2 = I1 to FL, DIFF = Difference To Personal Best Lap, P = Crossed Finish Line in Pit Lane, D = Time Disallowed

P1 240 E		Andy SCANLON		Ducati 996 - hel, Continental, Dads wallet		
IDEAL LAP TIME : 1:49.853		BEST LAP TIME : 1:49.861		DIFFERENCE : 0.008		
LAP	SECTOR 1	SECTOR 2	LAP TIME	MPH	DIFF	TIME OF DAY
1 -		30.854	1:56.813	82.96	6.952	15:10:08.973
2 -	1:20.641	30.571	1:51.212	87.14	1.351	15:12:00.185
3 -	1:21.073	31.073	1:52.146	86.41	2.285	15:13:52.331
4 -	1:20.886	30.880	1:51.766	86.71	1.905	15:15:44.097
5 -	1:22.151	30.894	1:53.045	85.72	3.184	15:17:37.142
6 -	1:20.660	30.514	1:51.174 (3)	87.17	1.313	15:19:28.316
7 -	1:19.810	30.281	1:50.091 (2)	88.02	0.230	15:21:18.407
8 -	1:19.818	30.043	1:49.861 (1)	88.21		15:23:08.268

P2 77 E		David MAY		Suzuki GSXR 750 K1 - ELP Racing		
IDEAL LAP TIME : 1:50.798		BEST LAP TIME : 1:50.798		DIFFERENCE : 0.000		
LAP	SECTOR 1	SECTOR 2	LAP TIME	MPH	DIFF	TIME OF DAY
1 -		30.721	1:56.357	83.28	5.559	15:10:08.517
2 -	1:20.574	30.818	1:51.392 (3)	87.00	0.594	15:11:59.909
3 -	1:21.083	31.126	1:52.209	86.36	1.411	15:13:52.118
4 -	1:20.819	30.894	1:51.713	86.75	0.915	15:15:43.831
5 -	1:22.076	31.013	1:53.089	85.69	2.291	15:17:36.920
6 -	1:20.586	30.601	1:51.187 (2)	87.16	0.389	15:19:28.107
7 -	1:20.549	30.249	1:50.798 (1)	87.46		15:21:18.905
8 -	1:24.128	30.847	1:54.975	84.29	4.177	15:23:13.880

P3 129 E		Derek CRIPPS		Yamaha R1 - Kelly Cripps - Team FBR		
IDEAL LAP TIME : 1:51.361		BEST LAP TIME : 1:51.460		DIFFERENCE : 0.099		
LAP	SECTOR 1	SECTOR 2	LAP TIME	MPH	DIFF	TIME OF DAY
1 -		30.824	1:57.214	82.67	5.754	15:10:09.374
2 -	1:22.616	30.576	1:53.192	85.61	1.732	15:12:02.566
3 -	1:21.515	30.461	1:51.976	86.54	0.516	15:13:54.542
4 -	1:21.552	30.239	1:51.791 (2)	86.69	0.331	15:15:46.333
5 -	1:22.123	30.388	1:52.511	86.13	1.051	15:17:38.844
6 -	1:21.122	30.338	1:51.460 (1)	86.94		15:19:30.304
7 -	1:21.421	30.504	1:51.925	86.58	0.465	15:21:22.229
8 -	1:21.489	30.312	1:51.801 (3)	86.68	0.341	15:23:14.030

P4 51 E		Michael HOGARTH		Honda SP1 RC-51 - WHR Racing		
IDEAL LAP TIME : 1:52.361		BEST LAP TIME : 1:52.403		DIFFERENCE : 0.042		
LAP	SECTOR 1	SECTOR 2	LAP TIME	MPH	DIFF	TIME OF DAY
1 -		31.178	2:00.478	80.43	8.075	15:10:12.638
2 -	1:23.988	31.153	1:55.141	84.16	2.738	15:12:07.779
3 -	1:22.520	31.312	1:53.832	85.13	1.429	15:14:01.611
4 -	1:22.442	30.712	1:53.154 (3)	85.64	0.751	15:15:54.765
5 -	1:22.737	31.265	1:54.002	85.00	1.599	15:17:48.767
6 -	1:22.371	31.227	1:53.598	85.31	1.195	15:19:42.365
7 -	1:21.691	31.091	1:52.782 (2)	85.92	0.379	15:21:35.147
8 -	1:21.649	30.754	1:52.403 (1)	86.21		15:23:27.550

P5 624		Matthew FEDRICK		Yamaha R6 - Matthew Fedrick farriers ltd/ Palmer Race Skool		
IDEAL LAP TIME : 1:50.964		BEST LAP TIME : 1:50.964		DIFFERENCE : 0.000		
LAP	SECTOR 1	SECTOR 2	LAP TIME	MPH	DIFF	TIME OF DAY
1 -		30.900	2:21.555	68.46	30.591	15:10:33.715
2 -	1:20.338	30.626	1:50.964 (1)	87.33		15:12:24.679
3 -	1:21.321	30.882	1:52.203	86.37	1.239	15:14:16.882
4 -	1:21.194	30.717	1:51.911 (2)	86.59	0.947	15:16:08.793
5 -	1:21.425	30.834	1:52.259	86.32	1.295	15:18:01.052
6 -	1:21.495	30.685	1:52.180 (3)	86.39	1.216	15:19:53.232
7 -	1:21.216	31.149	1:52.365	86.24	1.401	15:21:45.597
8 -	1:21.475	31.076	1:52.551	86.10	1.587	15:23:38.148

BMCRC - MRO Championships 2022 - Rnd 4 @ Oulton Park

BMCRC Thunderbike Sport & Extreme

RACE 14 - SECTOR ANALYSIS



SECTOR 1 = FL to I1, SECTOR 2 = I1 to FL, DIFF = Difference To Personal Best Lap, P = Crossed Finish Line in Pit Lane, D = Time Disallowed

P6 54		Adam JAMISON		Yamaha R6 - Team AJR			
IDEAL LAP TIME : 1:52.468		BEST LAP TIME : 1:52.924		DIFFERENCE : 0.456			
LAP	SECTOR 1	SECTOR 2	LAP TIME	MPH	DIFF	TIME OF DAY	
1 -		30.732	2:23.859	67.36	30.935	15:10:36.019	
2 -	1:22.304	30.794	1:53.098 (2)	85.68	0.174	15:12:29.117	
3 -	1:21.970	31.263	1:53.233 (3)	85.58	0.309	15:14:22.350	
4 -	1:22.671	31.046	1:53.717	85.22	0.793	15:16:16.067	
5 -	1:22.717	31.068	1:53.785	85.17	0.861	15:18:09.852	
6 -	1:22.562	31.168	1:53.730	85.21	0.806	15:20:03.582	
7 -	1:22.426	30.498	1:52.924 (1)	85.82		15:21:56.506	
8 -	1:22.467	30.894	1:53.361	85.49	0.437	15:23:49.867	

P7 119 E		Simon HEALEY		Yamaha R1 - Popular Tyres Ltd / Pro Parts Ltd			
IDEAL LAP TIME : 1:54.608		BEST LAP TIME : 1:54.759		DIFFERENCE : 0.151			
LAP	SECTOR 1	SECTOR 2	LAP TIME	MPH	DIFF	TIME OF DAY	
1 -		31.718	2:00.201	80.62	5.442	15:10:12.361	
2 -	1:23.460	31.815	1:55.275 (2)	84.07	0.516	15:12:07.636	
3 -	1:24.651	31.976	1:56.627	83.09	1.868	15:14:04.263	
4 -	1:23.611	31.148	1:54.759 (1)	84.44		15:15:59.022	
5 -	1:23.777	32.490	1:56.267	83.35	1.508	15:17:55.289	
6 -	1:32.328	31.708	2:04.036	78.13	9.277	15:19:59.325	
7 -	1:23.925	31.694	1:55.619 (3)	83.82	0.860	15:21:54.944	
8 -	1:24.737	31.274	1:56.011	83.53	1.252	15:23:50.955	

P8 48		Shaun WALLIS		Yamaha R6 - MBC Despatch Racing			
IDEAL LAP TIME : 1:52.343		BEST LAP TIME : 1:53.118		DIFFERENCE : 0.775			
LAP	SECTOR 1	SECTOR 2	LAP TIME	MPH	DIFF	TIME OF DAY	
1 -		30.730	2:24.467	67.08	31.349	15:10:36.627	
2 -	1:21.997	31.303	1:53.300 (2)	85.53	0.182	15:12:29.927	
3 -	1:24.035	31.293	1:55.328	84.03	2.210	15:14:25.255	
4 -	1:23.620	31.565	1:55.185	84.13	2.067	15:16:20.440	
5 -	1:22.052	31.984	1:54.036	84.98	0.918	15:18:14.476	
6 -	1:22.560	31.322	1:53.882	85.09	0.764	15:20:08.358	
7 -	1:21.613	31.505	1:53.118 (1)	85.67		15:22:01.476	
8 -	1:22.103	31.449	1:53.552 (3)	85.34	0.434	15:23:55.028	

P9 28		David SPENCER		Suzuki GSXR 600 -			
IDEAL LAP TIME : 1:53.056		BEST LAP TIME : 1:53.480		DIFFERENCE : 0.424			
LAP	SECTOR 1	SECTOR 2	LAP TIME	MPH	DIFF	TIME OF DAY	
1 -		31.029	2:27.421	65.73	33.941	15:10:39.581	
2 -	1:22.959	31.074	1:54.033 (3)	84.98	0.553	15:12:33.614	
3 -	1:23.061	31.081	1:54.142	84.90	0.662	15:14:27.756	
4 -	1:23.981	30.971	1:54.952	84.30	1.472	15:16:22.708	
5 -	1:22.735	31.048	1:53.783 (2)	85.17	0.303	15:18:16.491	
6 -	1:25.044	31.911	1:56.955	82.86	3.475	15:20:13.446	
7 -	1:23.427	31.003	1:54.430	84.69	0.950	15:22:07.876	
8 -	1:22.085	31.395	1:53.480 (1)	85.40		15:24:01.356	

P10 148 E		Matt SAYLE		Yamaha R6 5EB - The original body shop			
IDEAL LAP TIME : 1:55.829		BEST LAP TIME : 1:55.926		DIFFERENCE : 0.097			
LAP	SECTOR 1	SECTOR 2	LAP TIME	MPH	DIFF	TIME OF DAY	
1 -		33.877	2:09.214	75.00	13.288	15:10:21.374	
2 -	1:25.754	32.309	1:58.063	82.08	2.137	15:12:19.437	
3 -	1:25.025	32.225	1:57.250 (3)	82.65	1.324	15:14:16.687	
4 -	1:24.843	32.487	1:57.330	82.59	1.404	15:16:14.017	
5 -	1:25.853	32.171	1:58.024	82.11	2.098	15:18:12.041	
6 -	1:25.070	32.611	1:57.681	82.35	1.755	15:20:09.722	
7 -	1:24.012	32.021	1:56.033 (2)	83.52	0.107	15:22:05.755	
8 -	1:23.808	32.118	1:55.926 (1)	83.59		15:24:01.681	

BMCRC - MRO Championships 2022 - Rnd 4 @ Oulton Park

BMCRC Thunderbike Sport & Extreme

RACE 14 - SECTOR ANALYSIS



SECTOR 1 = FL to I1, SECTOR 2 = I1 to FL, DIFF = Difference To Personal Best Lap, P = Crossed Finish Line in Pit Lane, D = Time Disallowed

P11 81		Malvern MAY		Honda CBR600RR - IMP racing		
IDEAL LAP TIME : 1:52.920		BEST LAP TIME : 1:53.633		DIFFERENCE : 0.713		
LAP	SECTOR 1	SECTOR 2	LAP TIME	MPH	DIFF	TIME OF DAY
1 -		30.982	2:25.897	66.42	32.264	15:10:38.057
2 -	1:23.672	31.147	1:54.819	84.40	1.186	15:12:32.876
3 -	1:23.665	31.031	1:54.696 (3)	84.49	1.063	15:14:27.572
4 -	1:24.589	31.039	1:55.628	83.81	1.995	15:16:23.200
5 -	1:24.741	30.711	1:55.452	83.94	1.819	15:18:18.652
6 -	1:23.743	31.511	1:55.254	84.08	1.621	15:20:13.906
7 -	1:23.365	30.939	1:54.304 (2)	84.78	0.671	15:22:08.210
8 -	1:22.209	31.424	1:53.633 (1)	85.28		15:24:01.843

P12 84		Ricardo BRANCO		Yamaha R6 - IMP Racing		
IDEAL LAP TIME : 1:54.445		BEST LAP TIME : 1:54.467		DIFFERENCE : 0.022		
LAP	SECTOR 1	SECTOR 2	LAP TIME	MPH	DIFF	TIME OF DAY
1 -		31.246	2:25.557	66.58	31.090	15:10:37.717
2 -	1:23.732	31.047	1:54.779 (2)	84.43	0.312	15:12:32.496
3 -	1:23.646	31.226	1:54.872 (3)	84.36	0.405	15:14:27.368
4 -	1:24.197	31.401	1:55.598	83.83	1.131	15:16:22.966
5 -	1:25.734	31.177	1:56.911	82.89	2.444	15:18:19.877
6 -	1:24.543	31.232	1:55.775	83.70	1.308	15:20:15.652
7 -	1:25.549	31.127	1:56.676	83.06	2.209	15:22:12.328
8 -	1:23.398	31.069	1:54.467 (1)	84.66		15:24:06.795

P13 38 E		Paul QUINN		Aprilia RSV 1000 R Mille - Team Jock		
IDEAL LAP TIME : 1:55.313		BEST LAP TIME : 1:55.619		DIFFERENCE : 0.306		
LAP	SECTOR 1	SECTOR 2	LAP TIME	MPH	DIFF	TIME OF DAY
1 -		46.932	2:17.068	70.70	21.449	15:10:29.228
2 -	1:27.812	31.988	1:59.800	80.89	4.181	15:12:29.028
3 -	1:25.310	31.990	1:57.300	82.61	1.681	15:14:26.328
4 -	1:24.839	31.357	1:56.196	83.40	0.577	15:16:22.524
5 -	1:25.796	31.468	1:57.264	82.64	1.645	15:18:19.788
6 -	1:24.082	31.651	1:55.733 (3)	83.73	0.114	15:20:15.521
7 -	1:24.298	31.321	1:55.619 (1)	83.82		15:22:11.140
8 -	1:23.992	31.708	1:55.700 (2)	83.76	0.081	15:24:06.840

P14 72 R		Luke LAWSON		Yamaha R6 - Bloom Valley Ltd - Farm Shop & Event Catering		
IDEAL LAP TIME : 1:54.147		BEST LAP TIME : 1:54.392		DIFFERENCE : 0.245		
LAP	SECTOR 1	SECTOR 2	LAP TIME	MPH	DIFF	TIME OF DAY
1 -		31.219	2:26.690	66.06	32.298	15:10:38.850
2 -	1:23.233	31.159	1:54.392 (1)	84.72		15:12:33.242
3 -	1:23.784	31.004	1:54.788 (2)	84.42	0.396	15:14:28.030
4 -	1:24.393	30.914	1:55.307 (3)	84.04	0.915	15:16:23.337
5 -	1:25.811	31.016	1:56.827	82.95	2.435	15:18:20.164
6 -	1:24.570	31.027	1:55.597	83.83	1.205	15:20:15.761
7 -	1:25.634	31.722	1:57.356	82.58	2.964	15:22:13.117
8 -	1:23.726	31.694	1:55.420	83.96	1.028	15:24:08.537

P15 55 E		Nick HODGINS		Suzuki GSXR 750 - Dad, Claire, Super Sam, ASR, Caz		
IDEAL LAP TIME : 1:57.004		BEST LAP TIME : 1:57.289		DIFFERENCE : 0.285		
LAP	SECTOR 1	SECTOR 2	LAP TIME	MPH	DIFF	TIME OF DAY
1 -		33.765	2:09.567	74.79	12.278	15:10:21.727
2 -	1:27.626	32.232	1:59.858	80.85	2.569	15:12:21.585
3 -	1:26.031	32.464	1:58.495	81.78	1.206	15:14:20.080
4 -	1:25.824	32.046	1:57.870	82.22	0.581	15:16:17.950
5 -	1:25.518	31.771	1:57.289 (1)	82.62		15:18:15.239
6 -	1:26.118	32.376	1:58.494	81.78	1.205	15:20:13.733
7 -	1:25.413	32.210	1:57.623 (3)	82.39	0.334	15:22:11.356
8 -	1:25.233	32.091	1:57.324 (2)	82.60	0.035	15:24:08.680

BMCRC - MRO Championships 2022 - Rnd 4 @ Oulton Park

BMCRC Thunderbike Sport & Extreme

RACE 14 - SECTOR ANALYSIS



SECTOR 1 = FL to I1, SECTOR 2 = I1 to FL, DIFF = Difference To Personal Best Lap, P = Crossed Finish Line in Pit Lane, D = Time Disallowed

P16		6 E		Andrew FIRTH		Yamaha YZF-R1 - LTRmotorcycles.co.uk / Palmer Race Skool /	
IDEAL LAP TIME : 1:56.816		BEST LAP TIME : 1:56.816		DIFFERENCE : 0.000			
LAP	SECTOR 1	SECTOR 2	LAP TIME	MPH	DIFF	TIME OF DAY	
1 -		32.263	2:06.983	76.31	10.167	15:10:19.143	
2 -	1:27.295	32.202	1:59.497	81.10	2.681	15:12:18.640	
3 -	1:26.820	32.014	1:58.834	81.55	2.018	15:14:17.474	
4 -	1:26.617	31.924	1:58.541	81.75	1.725	15:16:16.015	
5 -	1:26.296	32.065	1:58.361 (3)	81.87	1.545	15:18:14.376	
6 -	1:28.445	32.257	2:00.702	80.29	3.886	15:20:15.078	
7 -	1:26.151	31.804	1:57.955 (2)	82.16	1.139	15:22:13.033	
8 -	1:25.456	31.360	1:56.816 (1)	82.96		15:24:09.849	

P17		43		Colin WALKLEY		Kawasaki ZX6R G2 - ELP Racing	
IDEAL LAP TIME : 1:54.595		BEST LAP TIME : 1:54.899		DIFFERENCE : 0.304			
LAP	SECTOR 1	SECTOR 2	LAP TIME	MPH	DIFF	TIME OF DAY	
1 -		31.951	2:29.206	64.95	34.307	15:10:41.366	
2 -	1:24.589	32.079	1:56.668	83.06	1.769	15:12:38.034	
3 -	1:24.569	31.434	1:56.003	83.54	1.104	15:14:34.037	
4 -	1:23.706	31.575	1:55.281 (3)	84.06	0.382	15:16:29.318	
5 -	1:24.042	31.355	1:55.397	83.98	0.498	15:18:24.715	
6 -	1:23.652	31.247	1:54.899 (1)	84.34		15:20:19.614	
7 -	1:24.588	31.144	1:55.732	83.73	0.833	15:22:15.346	
8 -	1:23.451	31.476	1:54.927 (2)	84.32	0.028	15:24:10.273	

P18		25		Harrison DAY		Yamaha R6 -	
IDEAL LAP TIME : 1:55.148		BEST LAP TIME : 1:55.445		DIFFERENCE : 0.297			
LAP	SECTOR 1	SECTOR 2	LAP TIME	MPH	DIFF	TIME OF DAY	
1 -		32.214	2:30.062	64.58	34.617	15:10:42.222	
2 -	1:23.854	31.631	1:55.485 (2)	83.91	0.040	15:12:37.707	
3 -	1:23.956	31.489	1:55.445 (1)	83.94		15:14:33.152	
4 -	1:24.104	31.518	1:55.622 (3)	83.81	0.177	15:16:28.774	
5 -	1:24.142	31.941	1:56.083	83.48	0.638	15:18:24.857	
6 -	1:24.875	31.383	1:56.258	83.36	0.813	15:20:21.115	
7 -	1:24.427	31.294	1:55.721	83.74	0.276	15:22:16.836	
8 -	1:24.225	31.580	1:55.805	83.68	0.360	15:24:12.641	

P19		991 E		Andrew BELLIS		Suzuki GSXR 750 - Cunco Ltd	
IDEAL LAP TIME : 1:58.731		BEST LAP TIME : 1:59.152		DIFFERENCE : 0.421			
LAP	SECTOR 1	SECTOR 2	LAP TIME	MPH	DIFF	TIME OF DAY	
1 -		34.187	2:09.346	74.92	10.194	15:10:21.506	
2 -	1:27.438	33.306	2:00.744	80.26	1.592	15:12:22.250	
3 -	1:26.905	33.522	2:00.427 (3)	80.47	1.275	15:14:22.677	
4 -	1:26.032	33.120	1:59.152 (1)	81.33		15:16:21.829	
5 -	1:28.293	32.699	2:00.992	80.09	1.840	15:18:22.821	
6 -	1:26.786	33.714	2:00.500	80.42	1.348	15:20:23.321	
7 -	1:27.965	33.366	2:01.331	79.87	2.179	15:22:24.652	
8 -	1:26.318	33.239	1:59.557 (2)	81.06	0.405	15:24:24.209	

P20		19		Michael REGAN		Yamaha YZF-R6 - North weald motorcycles	
IDEAL LAP TIME : 1:59.162		BEST LAP TIME : 1:59.222		DIFFERENCE : 0.060			
LAP	SECTOR 1	SECTOR 2	LAP TIME	MPH	DIFF	TIME OF DAY	
1 -		33.056	2:32.113	63.71	32.891	15:10:44.273	
2 -	1:26.883	33.191	2:00.074	80.71	0.852	15:12:44.347	
3 -	1:27.740	33.148	2:00.888	80.16	1.666	15:14:45.235	
4 -	1:27.018	33.543	2:00.561	80.38	1.339	15:16:45.796	
5 -	1:27.663	33.622	2:01.285	79.90	2.063	15:18:47.081	
6 -	1:26.469	32.753	1:59.222 (1)	81.28		15:20:46.303	
7 -	1:26.574	32.693	1:59.267 (2)	81.25	0.045	15:22:45.570	
8 -	1:27.034	32.864	1:59.898 (3)	80.82	0.676	15:24:45.468	

BMCRC - MRO Championships 2022 - Rnd 4 @ Oulton Park

BMCRC Thunderbike Sport & Extreme

RACE 14 - SECTOR ANALYSIS



SECTOR 1 = FL to I1, SECTOR 2 = I1 to FL, DIFF = Difference To Personal Best Lap, P = Crossed Finish Line in Pit Lane, D = Time Disallowed

P21 190		Lewis LAKEY		Kawasaki NINJA 400 -		
IDEAL LAP TIME : 1:58.694		BEST LAP TIME : 1:58.994		DIFFERENCE : 0.300		
LAP	SECTOR 1	SECTOR 2	LAP TIME	MPH	DIFF	TIME OF DAY
1 -		33.349	2:36.830	61.79	37.836	15:10:48.990
2 -	1:26.804	33.151	1:59.955	80.79	0.961	15:12:48.945
3 -	1:26.691	32.835	1:59.526 (3)	81.08	0.532	15:14:48.471
4 -	1:26.353	32.641	1:58.994 (1)	81.44		15:16:47.465
5 -	1:26.768	33.313	2:00.081	80.70	1.087	15:18:47.546
6 -	1:26.808	32.959	1:59.767	80.91	0.773	15:20:47.313
7 -	1:26.913	32.341	1:59.254 (2)	81.26	0.260	15:22:46.567
8 -	1:26.728	32.981	1:59.709	80.95	0.715	15:24:46.276

P22 76		Jack KNIGHTS		Kawasaki NINJA 400 -		
IDEAL LAP TIME : 1:59.487		BEST LAP TIME : 1:59.556		DIFFERENCE : 0.069		
LAP	SECTOR 1	SECTOR 2	LAP TIME	MPH	DIFF	TIME OF DAY
1 -		32.929	2:33.672	63.06	34.116	15:10:45.832
2 -	1:26.719	32.837	1:59.556 (1)	81.06		15:12:45.388
3 -	1:27.469	32.839	2:00.308	80.55	0.752	15:14:45.696
4 -	1:27.585	33.380	2:01.965	80.11	1.409	15:16:46.661
5 -	1:27.852	33.470	2:01.322	79.88	1.766	15:18:47.983
6 -	1:26.910	32.768	1:59.678 (2)	80.97	0.122	15:20:47.661
7 -	1:27.163	32.938	2:00.101	80.69	0.545	15:22:47.762
8 -	1:27.064	32.903	1:59.967 (3)	80.78	0.411	15:24:47.729

P23 58		Mark LAWSON		Honda CBR - Crawfords metal detectors		
IDEAL LAP TIME : 1:58.192		BEST LAP TIME : 1:58.476		DIFFERENCE : 0.284		
LAP	SECTOR 1	SECTOR 2	LAP TIME	MPH	DIFF	TIME OF DAY
1 -		32.601	2:31.512	63.96	33.036	15:10:43.672
2 -	1:26.063	33.351	1:59.414 (3)	81.15	0.938	15:12:43.086
3 -	1:27.804	33.528	2:01.332	79.87	2.856	15:14:44.418
4 -	1:27.554	33.496	2:01.050	80.06	2.574	15:16:45.468
5 -	1:27.633	33.532	2:01.165	79.98	2.689	15:18:46.633
6 -	1:26.507	33.505	2:00.012	80.75	1.536	15:20:46.645
7 -	1:26.886	32.316	1:59.202 (2)	81.30	0.726	15:22:45.847
8 -	1:26.347	32.129	1:58.476 (1)	81.79		15:24:44.323

P24 110		Mark HAIGH		Aprilia RS250 - Chesterfield CarClinic/The Tuning Works		
IDEAL LAP TIME : 2:01.637		BEST LAP TIME : 2:02.044		DIFFERENCE : 0.407		
LAP	SECTOR 1	SECTOR 2	LAP TIME	MPH	DIFF	TIME OF DAY
1 -		33.883	2:37.209	61.64	35.165	15:10:49.369
2 -	1:30.173	34.240	2:04.413	77.89	2.369	15:12:53.782
3 -	1:29.179	33.779	2:02.958	78.81	0.914	15:14:56.740
4 -	1:28.614	34.180	2:02.794 (3)	78.92	0.750	15:16:59.534
5 -	1:27.913	34.131	2:02.044 (1)	79.40		15:19:01.578
6 -	1:28.580	33.724	2:02.304 (2)	79.23	0.260	15:21:03.882
7 -	1:29.000	34.468	2:03.468	78.49	1.424	15:23:07.350
8 -	1:28.738	34.479	2:03.217	78.65	1.173	15:25:10.567

P25 247		Lee HEALEY		Suzuki VJ22 - Specialised welding and fabrications		
IDEAL LAP TIME : 2:03.490		BEST LAP TIME : 2:03.607		DIFFERENCE : 0.117		
LAP	SECTOR 1	SECTOR 2	LAP TIME	MPH	DIFF	TIME OF DAY
1 -		33.794	2:37.871	61.38	34.264	15:10:50.031
2 -	1:30.363	33.879	2:04.242 (3)	78.00	0.635	15:12:54.273
3 -	1:30.157	33.754	2:03.911 (2)	78.21	0.304	15:14:58.184
4 -	1:30.563	34.014	2:04.577	77.79	0.970	15:17:02.761
5 -	1:29.736	33.871	2:03.607 (1)	78.40		15:19:06.368
6 -	1:30.309	34.219	2:04.528	77.82	0.921	15:21:10.896
7 -	1:31.497	33.914	2:05.411	77.27	1.804	15:23:16.307

BMCRC - MRO Championships 2022 - Rnd 4 @ Oulton Park

BMCRC Thunderbike Sport & Extreme

RACE 14 - SECTOR ANALYSIS



SECTOR 1 = FL to I1, SECTOR 2 = I1 to FL, DIFF = Difference To Personal Best Lap, P = Crossed Finish Line in Pit Lane, D = Time Disallowed

P26 63		Robert BUSH		Suzuki GSXR 600 - Legacy Racing		
IDEAL LAP TIME : 2:15.802		BEST LAP TIME : 2:16.852		DIFFERENCE : 1.050		
LAP	SECTOR 1	SECTOR 2	LAP TIME	MPH	DIFF	TIME OF DAY
1 -		36.881	2:51.413	56.53	34.561	15:11:03.573
2 -	1:39.207	37.920	2:17.127 (3)	70.67	0.275	15:13:20.700
3 -	1:41.116	36.595	2:17.711	70.37	0.859	15:15:38.411
4 -	1:39.917	37.014	2:16.931 (2)	70.77	0.079	15:17:55.342
5 -	1:42.255	38.115	2:20.370	69.04	3.518	15:20:15.712
6 -	1:42.891	37.589	2:20.480	68.98	3.628	15:22:36.192
7 -	1:39.551	37.301	2:16.852 (1)	70.81		15:24:53.044

P27 96		Mark HODGE		Ducati 750SS -		
IDEAL LAP TIME : 2:03.185		BEST LAP TIME : 2:03.381		DIFFERENCE : 0.196		
LAP	SECTOR 1	SECTOR 2	LAP TIME	MPH	DIFF	TIME OF DAY
1 -		33.374	2:35.969	62.13	32.588	15:10:48.129
2 -	1:30.970	33.733	2:04.703 (2)	77.71	1.322	15:12:52.832
3 -	1:29.811	33.570	2:03.381 (1)	78.54		15:14:56.213
4 -	1:30.652	IN PIT	2:16.200 P	71.15	12.819	15:17:12.413

P28 117		Brandon WRIGHT		Suzuki SV650 - OneEliquids.com		
IDEAL LAP TIME : 1:56.580		BEST LAP TIME : 1:56.580		DIFFERENCE : 0.000		
LAP	SECTOR 1	SECTOR 2	LAP TIME	MPH	DIFF	TIME OF DAY
1 -		32.233	2:29.874	64.66	33.294	15:10:42.034
2 -	1:24.627	31.953	1:56.580 (1)	83.13		15:12:38.614
3 -	1:25.249	IN PIT	2:03.385 P	78.54	6.805	15:14:41.999

P29 108 R		Liam ARMITAGE		Kawasaki ZX636 - LA KITCHENS		
IDEAL LAP TIME : 2:03.328		BEST LAP TIME : 2:03.328		DIFFERENCE : 0.000		
LAP	SECTOR 1	SECTOR 2	LAP TIME	MPH	DIFF	TIME OF DAY
1 -		34.332	2:39.807	60.64	36.479	15:10:51.967
2 -	1:29.353	34.494	2:03.847 (2)	78.25	0.519	15:12:55.814
3 -	1:29.133	34.195	2:03.328 (1)	78.58		15:14:59.142

BMCRC - MRO Championships 2022 - Rnd 4 @ Oulton Park

BMCRC Thunderbike Sport & Extreme

RACE 14 - BEST SECTORS

SECTOR 1			SECTOR 2			IDEAL / BEST COMPARISON						
POS	NO	NAME	TIME	NO	NAME	TIME	POS	NO	NAME	IDEAL	BEST	DIFF
									PERFECT LAP	1:49.853		
1	240	SCANLON	1:19.810	240	SCANLON	30.043	1	240	SCANLON	1:49.853	1:49.861	0.008
2	624	FEDRICK	1:20.338	129	CRIPPS	30.239	2	77	MAY	1:50.798	1:50.798	0.000
3	77	MAY	1:20.549	77	MAY	30.249	3	624	FEDRICK	1:50.964	1:50.964	0.000
4	129	CRIPPS	1:21.122	54	JAMISON	30.498	4	129	CRIPPS	1:51.361	1:51.460	0.099
5	48	WALLIS	1:21.613	624	FEDRICK	30.626	5	48	WALLIS	1:52.343	1:53.118	0.775
6	51	HOGARTH	1:21.649	81	MAY	30.711	6	51	HOGARTH	1:52.361	1:52.403	0.042
7	54	JAMISON	1:21.970	51	HOGARTH	30.712	7	54	JAMISON	1:52.468	1:52.924	0.456
8	28	SPENCER	1:22.085	48	WALLIS	30.730	8	81	MAY	1:52.920	1:53.633	0.713
9	81	MAY	1:22.209	72	LAWSON	30.914	9	28	SPENCER	1:53.056	1:53.480	0.424
10	72	LAWSON	1:23.233	28	SPENCER	30.971	10	72	LAWSON	1:54.147	1:54.392	0.245
11	84	BRANCO	1:23.398	84	BRANCO	31.047	11	84	BRANCO	1:54.445	1:54.467	0.022
12	43	WALKEY	1:23.451	43	WALKEY	31.144	12	43	WALKEY	1:54.595	1:54.899	0.304
13	119	HEALEY	1:23.460	119	HEALEY	31.148	13	119	HEALEY	1:54.608	1:54.759	0.151
14	148	SAYLE	1:23.808	25	DAY	31.294	14	25	DAY	1:55.148	1:55.445	0.297
15	25	DAY	1:23.854	38	QUINN	31.321	15	38	QUINN	1:55.313	1:55.619	0.306
16	38	QUINN	1:23.992	6	FIRTH	31.360	16	148	SAYLE	1:55.829	1:55.926	0.097
17	117	WRIGHT	1:24.627	55	HODGINS	31.771	17	117	WRIGHT	1:56.580	1:56.580	0.000
18	55	HODGINS	1:25.233	117	WRIGHT	31.953	18	6	FIRTH	1:56.816	1:56.816	0.000
19	6	FIRTH	1:25.456	148	SAYLE	32.021	19	55	HODGINS	1:57.004	1:57.289	0.285
20	991	BELLIS	1:26.032	58	LAWSON	32.129	20	58	LAWSON	1:58.192	1:58.476	0.284
21	58	LAWSON	1:26.063	190	LAKEY	32.341	21	190	LAKEY	1:58.694	1:58.994	0.300
22	190	LAKEY	1:26.353	19	REGAN	32.693	22	991	BELLIS	1:58.731	1:59.152	0.421
23	19	REGAN	1:26.469	991	BELLIS	32.699	23	19	REGAN	1:59.162	1:59.222	0.060
24	76	KNIGHTS	1:26.719	76	KNIGHTS	32.768	24	76	KNIGHTS	1:59.487	1:59.556	0.069
25	110	HAIGH	1:27.913	96	HODGE	33.374	25	110	HAIGH	2:01.637	2:02.044	0.407
26	108	ARMITAGE	1:29.133	110	HAIGH	33.724	26	96	HODGE	2:03.185	2:03.381	0.196
27	247	HEALEY	1:29.736	247	HEALEY	33.754	27	108	ARMITAGE	2:03.328	2:03.328	0.000
28	96	HODGE	1:29.811	108	ARMITAGE	34.195	28	247	HEALEY	2:03.490	2:03.607	0.117
29	63	BUSH	1:39.207	63	BUSH	36.595	29	63	BUSH	2:15.802	2:16.852	1.050

BMCRC - MRO Championships 2022 - Rnd 4 @ Oulton Park

BMCRC Thunderbike Sport & Extreme

RACE 14 - STATISTICS

Competitors Started 29
Planned Start 2022-06-04 @ 15:00:00.000
Actual Start 2022-06-04 @ 15:08:12.159
Finish Time 2022-06-04 @ 15:23:08.267
Track Length 2.6920mi.
Total Laps 216
Total Distance Covered 581.4781mi.

Session Fastest Lap History

NO	CL	NAME	LAP TIME	TIME OF DAY	LAP	VEHICLE
77	E	David MAY	1:51.392	15:11:59.915	2	Suzuki GSXR 750 K1
240	E	Andy SCANLON	1:51.212	15:12:00.214	2	Ducati 996
624		Matthew FEDRICK	1:50.964	15:12:24.706	2	Yamaha R6
240	E	Andy SCANLON	1:50.091	15:21:18.436	7	Ducati 996
240	E	Andy SCANLON	1:49.861	15:23:08.298	8	Ducati 996

Session Leader History

NO	CL	NAME	FROM LAP	LAPS LED	DISTANCE	VEHICLE
77	E	David MAY	1	6	16.15 miles	Suzuki GSXR 750 K1
240	E	Andy SCANLON	7	2	5.38 miles	Ducati 996

Flag History

TYPE	TIME OF DAY
GREEN	15:08:12.159
FINISH	15:23:08.267

Flag Statistics

TYPE	COUNT	TOTAL LAPS	TOTAL TIME
Green	1	8	17:02.991
Red	0	0	0.000
Safety Car	0	0	0.000
FCY	0	0	0.000

BMCRC - MRO Championships 2022 - Rnd 4 @ Oulton Park

BMCRC Thunderbike Sport & Extreme

RACE 14 - STATISTICS

CLASS :

17 Starters

Fastest Lap History

NO	NAME	LAP TIME	TIME OF DAY	LAP	VEHICLE
624	Matthew FEDRICK	1:50.964	15:12:24.706	2	Yamaha R6

Leader History

NO	NAME	FROM LAP	LAPS LED	DISTANCE	VEHICLE
624	Matthew FEDRICK	1	8	21.53 miles	Yamaha R6

BMCRC - MRO Championships 2022 - Rnd 4 @ Oulton Park

BMCRC Thunderbike Sport & Extreme

RACE 14 - STATISTICS

CLASS : R

2 Starters

Fastest Lap History

NO	NAME	LAP TIME	TIME OF DAY	LAP	VEHICLE
72	Luke LAWSON	1:54.392	15:12:33.259	2	Yamaha R6

Leader History

NO	NAME	FROM LAP	LAPS LED	DISTANCE	VEHICLE
72	Luke LAWSON	1	8	21.53 miles	Yamaha R6

BMCRC - MRO Championships 2022 - Rnd 4 @ Oulton Park

BMCRC Thunderbike Sport & Extreme

RACE 14 - STATISTICS

CLASS : E

10 Starters

Fastest Lap History

NO	NAME	LAP TIME	TIME OF DAY	LAP	VEHICLE
77	David MAY	1:51.392	15:11:59.915	2	Suzuki GSXR 750 K1
240	Andy SCANLON	1:51.212	15:12:00.214	2	Ducati 996
77	David MAY	1:51.187	15:19:28.112	6	Suzuki GSXR 750 K1
240	Andy SCANLON	1:51.174	15:19:28.346	6	Ducati 996
240	Andy SCANLON	1:50.091	15:21:18.436	7	Ducati 996
240	Andy SCANLON	1:49.861	15:23:08.298	8	Ducati 996

Leader History

NO	NAME	FROM LAP	LAPS LED	DISTANCE	VEHICLE
77	David MAY	1	6	16.15 miles	Suzuki GSXR 750 K1
240	Andy SCANLON	7	2	5.38 miles	Ducati 996



DFDS YAMAHA PAST MASTERS



BMCRC-MRO Championships - Round 4
Oulton Park International
3rd / 4th June 2022



Timing & Results Provided by Timing Solutions Ltd

www.tsl-timing.com

BMCRC - MRO Championships 2022 - Rnd 4 @ Oulton Park
DFDS Yamaha Past Masters
QUALIFYING - CLASSIFICATION

POS	NO	CL	PIC NAME	ENTRY	TIME	ON	LAPS	GAP	DIFF	MPH
1	51		1 Kevin WHOLEY	Yamaha TZR250 - Twistgrip Motorcycles	2:10.649	5	5			74.17
2	30		2 Alan COOPER	Yamaha TZR250 - Twistgrip Motorcycles	2:11.008	4	5	0.359	0.359	73.97
3	57		3 Geoff MOOK	Yamaha TZR 250 -	2:11.640	4	5	0.991	0.632	73.61
4	92	C	1 Andrew MOOK	Yamaha TZR250 -	2:11.927	5	5	1.278	0.287	73.45
5	81		4 Scott GRANT	Yamaha TZR250 - Katie, Mum and Dad	2:12.470	5	5	1.821	0.543	73.15
6	8		5 David BALL	Yamaha TZR250 - Gardiner Page and Roe pension cor	2:13.610	4	5	2.961	1.140	72.53
7	74		6 Paul WHITBY	Yamaha TZR 250 - Greybridge Ltd	2:14.493	5	5	3.844	0.883	72.05
8	19		7 Peter BRANTON	Yamaha TZR 250 - Exactweld Racing	2:15.367	5	5	4.718	0.874	71.59
9	60	C	2 Daniel GOUGH	Yamaha TZR 250 - Kieran Lewis/G Force Mc	2:16.690	5	5	6.041	1.323	70.89
10	26	C	3 Damian LEE	Yamaha TZR250 - Leed Autos	2:17.456	4	5	6.807	0.766	70.50
11	55		8 Paul TOLAND	Yamaha TZR250 - Kippers keys	2:18.524	5	5	7.875	1.068	69.96
12	72	C	4 John HAMILTON	Yamaha TRZ250 - LW Racing	2:18.544	5	5	7.895	0.020	69.95
13	29		9 Derek CRIPPS	Yamaha TZR250 - Kelly Cripps - Team FBR	2:19.359	3	5	8.710	0.815	69.54
14	100	R	1 Michael PINCHES	Yamaha TZR 250 - www.ypmrc.co.uk	2:22.124	5	5	11.475	2.765	68.18
15	28		10 Liam McCARTER	Yamaha TZR250 - Katie McCarter	2:24.296	4	5	13.647	2.172	67.16
16	76	C	5 Kev HIGERTY	Yamaha TZR250 - Aitch Racing	2:26.912	3	4	16.263	2.616	65.96
17	46		11 Kevin MARSHALL	Yamaha TZR250 - Stacey Processing	2:31.552	4	5	20.903	4.640	63.94
18	99	C	6 Paul FIRTH	Yamaha TZR250 - Joanne Porter	2:33.811	5	5	23.162	2.259	63.00
19	62	C	7 David PATERSON	Yamaha TZR 2MA - The love of a good woman	2:37.420	5	5	26.771	3.609	61.56
20	199	C	8 Michael FROST	Yamaha TZR250 -	2:42.624	4	4	31.975	5.204	59.59
21	69	C	9 Mark ELLERAY	Yamaha TZR250 - Abbot Solutions Ltd	2:42.897	3	4	32.248	0.273	59.49
22	73	C	10 Colvin TURNER	Yamaha TZR250 -	2:49.287	3	4	38.638	6.390	57.24
23	3	C	11 Dan NEMATI	Yamaha TZR 250 -	2:53.383	3	3	42.734	4.096	55.89
24	59		12 Neil HESMAN	Yamaha RD350R - The Village Websmith - Farkham Hc	3:03.314	1	2	52.665	9.931	52.86

Weather / Track : Overcast / Wet

These results are provisional until the conclusion of any judicial and technical matters.

Oulton Park International: 2.6920 miles

Date: 03/06/2022 Start: 09:08 Finish: 09:20

Clerk Of Course :	Stewards :	Timekeeper : Richard Evans
-------------------	------------	----------------------------

 Results can be found at www.tsl-timing.com

Printed - 09:22 Friday, 03 June 2022



BMCRC - MRO Championships 2022 - Rnd 4 @ Oulton Park

DFDS Yamaha Past Masters

QUALIFYING - SECTOR ANALYSIS



SECTOR 1 = FL to I1, SECTOR 2 = I1 to FL, DIFF = Difference To Personal Best Lap, P = Crossed Finish Line in Pit Lane, D = Time Disallowed

P1 51		Kevin WHOLEY		Yamaha TZR250 - Twistgrip Motorcycles			
IDEAL LAP TIME : 2:10.649		BEST LAP TIME : 2:10.649		DIFFERENCE : 0.000			
LAP	SECTOR 1	SECTOR 2	LAP TIME	MPH	DIFF	TIME OF DAY	
1 -	1:52.227	38.655	2:30.882	64.23	20.233	09:11:36.114	
2 -	1:39.526	36.195	2:15.721	71.40	5.072	09:13:51.835	
3 -	1:37.729	35.924	2:13.653 (2)	72.51	3.004	09:16:05.488	
4 -	1:38.635	36.275	2:14.910 (3)	71.83	4.261	09:18:20.398	
5 -	1:35.106	35.543	2:10.649 (1)	74.17		09:20:31.047	

P2 30		Alan COOPER		Yamaha TZR250 - Twistgrip Motorcycles			
IDEAL LAP TIME : 2:10.750		BEST LAP TIME : 2:11.008		DIFFERENCE : 0.258			
LAP	SECTOR 1	SECTOR 2	LAP TIME	MPH	DIFF	TIME OF DAY	
1 -	1:52.273	38.370	2:30.643	64.33	19.635	09:11:34.618	
2 -	1:37.966	35.448	2:13.414 (3)	72.64	2.406	09:13:48.032	
3 -	1:39.267	35.780	2:15.047	71.76	4.039	09:16:03.079	
4 -	1:35.302	35.706	2:11.008 (1)	73.97		09:18:14.087	
5 -	1:36.145	36.034	2:12.179 (2)	73.31	1.171	09:20:26.266	

P3 57		Geoff MOOK		Yamaha TZR 250 -			
IDEAL LAP TIME : 2:11.640		BEST LAP TIME : 2:11.640		DIFFERENCE : 0.000			
LAP	SECTOR 1	SECTOR 2	LAP TIME	MPH	DIFF	TIME OF DAY	
1 -	1:54.112	39.114	2:33.226	63.24	21.586	09:11:29.384	
2 -	1:41.360	37.901	2:19.261	69.59	7.621	09:13:48.645	
3 -	1:39.531	37.121	2:16.652 (3)	70.91	5.012	09:16:05.297	
4 -	1:35.471	36.169	2:11.640 (1)	73.61		09:18:16.937	
5 -	1:37.323	37.329	2:14.652 (2)	71.97	3.012	09:20:31.589	

P4 92 C		Andrew MOOK		Yamaha TZR250 -			
IDEAL LAP TIME : 2:11.927		BEST LAP TIME : 2:11.927		DIFFERENCE : 0.000			
LAP	SECTOR 1	SECTOR 2	LAP TIME	MPH	DIFF	TIME OF DAY	
1 -	2:01.510	41.688	2:43.198	59.38	31.271	09:11:40.277	
2 -	1:44.789	38.316	2:23.105	67.72	11.178	09:14:03.382	
3 -	1:39.546	37.312	2:16.858 (2)	70.81	4.931	09:16:20.240	
4 -	1:39.381	37.528	2:16.909 (3)	70.78	4.982	09:18:37.149	
5 -	1:35.987	35.940	2:11.927 (1)	73.45		09:20:49.076	

P5 81		Scott GRANT		Yamaha TZR250 - Katie, Mum and Dad			
IDEAL LAP TIME : 2:12.470		BEST LAP TIME : 2:12.470		DIFFERENCE : 0.000			
LAP	SECTOR 1	SECTOR 2	LAP TIME	MPH	DIFF	TIME OF DAY	
1 -	1:51.114	37.860	2:28.974	65.05	16.504	09:11:21.463	
2 -	1:40.229	36.664	2:16.893	70.79	4.423	09:13:38.356	
3 -	1:39.766	36.562	2:16.328 (3)	71.08	3.858	09:15:54.684	
4 -	1:38.863	36.325	2:15.188 (2)	71.68	2.718	09:18:09.872	
5 -	1:36.746	35.724	2:12.470 (1)	73.15		09:20:22.342	

P6 8		David BALL		Yamaha TZR250 - Gardiner Page and Roe pension consultants			
IDEAL LAP TIME : 2:13.080		BEST LAP TIME : 2:13.610		DIFFERENCE : 0.530			
LAP	SECTOR 1	SECTOR 2	LAP TIME	MPH	DIFF	TIME OF DAY	
1 -	1:54.142	37.701	2:31.843	63.82	18.233	09:11:28.190	
2 -	1:40.106	36.609	2:16.715	70.88	3.105	09:13:44.905	
3 -	1:38.346	36.873	2:15.219 (3)	71.67	1.609	09:16:00.124	
4 -	1:37.727	35.883	2:13.610 (1)	72.53		09:18:13.734	
5 -	1:37.197	37.830	2:15.027 (2)	71.77	1.417	09:20:28.761	

BMCRC - MRO Championships 2022 - Rnd 4 @ Oulton Park

DFDS Yamaha Past Masters

QUALIFYING - SECTOR ANALYSIS



SECTOR 1 = FL to I1, SECTOR 2 = I1 to FL, DIFF = Difference To Personal Best Lap, P = Crossed Finish Line in Pit Lane, D = Time Disallowed

P7 74 Paul WHITBY		Yamaha TZR 250 - Greybridge Ltd				
IDEAL LAP TIME : 2:14.493		BEST LAP TIME : 2:14.493		DIFFERENCE : 0.000		
LAP	SECTOR 1	SECTOR 2	LAP TIME	MPH	DIFF	TIME OF DAY
1 -	1:52.246	38.600	2:30.846	64.24	16.353	09:11:25.610
2 -	1:43.460	38.047	2:21.507	68.48	7.014	09:13:47.117
3 -	1:42.353	37.326	2:19.679 (3)	69.38	5.186	09:16:06.796
4 -	1:40.677	37.172	2:17.849 (2)	70.30	3.356	09:18:24.645
5 -	1:38.183	36.310	2:14.493 (1)	72.05		09:20:39.138

P8 19 Peter BRANTON		Yamaha TZR 250 - Exactweld Racing				
IDEAL LAP TIME : 2:15.367		BEST LAP TIME : 2:15.367		DIFFERENCE : 0.000		
LAP	SECTOR 1	SECTOR 2	LAP TIME	MPH	DIFF	TIME OF DAY
1 -	1:52.883	39.048	2:31.931	63.78	16.564	09:11:24.558
2 -	1:43.160	38.175	2:21.335	68.56	5.968	09:13:45.893
3 -	1:41.897	37.543	2:19.440 (3)	69.50	4.073	09:16:05.333
4 -	1:41.193	36.879	2:18.072 (2)	70.19	2.705	09:18:23.405
5 -	1:38.665	36.702	2:15.367 (1)	71.59		09:20:38.772

P9 60 C Daniel GOUGH		Yamaha TZR 250 - Kieran Lewis/G Force Mc				
IDEAL LAP TIME : 2:16.472		BEST LAP TIME : 2:16.690		DIFFERENCE : 0.218		
LAP	SECTOR 1	SECTOR 2	LAP TIME	MPH	DIFF	TIME OF DAY
1 -	1:53.642	38.832	2:32.474	63.56	15.784	09:11:24.842
2 -	1:43.300	38.114	2:21.414	68.53	4.724	09:13:46.256
3 -	1:40.825	37.171	2:17.996 (2)	70.22	1.306	09:16:04.252
4 -	1:42.880	37.184	2:20.064 (3)	69.19	3.374	09:18:24.316
5 -	1:39.301	37.389	2:16.690 (1)	70.89		09:20:41.006

P10 26 C Damian LEE		Yamaha TZR250 - Leed Autos				
IDEAL LAP TIME : 2:17.456		BEST LAP TIME : 2:17.456		DIFFERENCE : 0.000		
LAP	SECTOR 1	SECTOR 2	LAP TIME	MPH	DIFF	TIME OF DAY
1 -	2:00.927	40.885	2:41.812	59.89	24.356	09:11:36.152
2 -	1:46.982	39.107	2:26.089	66.33	8.633	09:14:02.241
3 -	1:42.030	38.661	2:20.691 (2)	68.88	3.235	09:16:22.932
4 -	1:40.022	37.434	2:17.456 (1)	70.50		09:18:40.388
5 -	1:44.600	38.465	2:23.065 (3)	67.74	5.609	09:21:03.453

P11 55 Paul TOLAND		Yamaha TZR250 - Kippers keys				
IDEAL LAP TIME : 2:18.524		BEST LAP TIME : 2:18.524		DIFFERENCE : 0.000		
LAP	SECTOR 1	SECTOR 2	LAP TIME	MPH	DIFF	TIME OF DAY
1 -	1:53.388	39.557	2:32.945	63.36	14.421	09:11:28.692
2 -	1:44.575	38.656	2:23.231	67.66	4.707	09:13:51.923
3 -	1:43.259	38.149	2:21.408 (3)	68.53	2.884	09:16:13.331
4 -	1:42.245	38.800	2:21.045 (2)	68.71	2.521	09:18:34.376
5 -	1:40.941	37.583	2:18.524 (1)	69.96		09:20:52.900

P12 72 C John HAMILTON		Yamaha TRZ250 - LW Racing				
IDEAL LAP TIME : 2:18.195		BEST LAP TIME : 2:18.544		DIFFERENCE : 0.349		
LAP	SECTOR 1	SECTOR 2	LAP TIME	MPH	DIFF	TIME OF DAY
1 -	1:59.552	43.257	2:42.809	59.52	24.265	09:11:49.779
2 -	1:50.326	39.782	2:30.108	64.56	11.564	09:14:19.887
3 -	1:44.496	38.604	2:23.100 (3)	67.72	4.556	09:16:42.987
4 -	1:42.880	37.271	2:20.151 (2)	69.14	1.607	09:19:03.138
5 -	1:40.924	37.620	2:18.544 (1)	69.95		09:21:21.682

BMCRC - MRO Championships 2022 - Rnd 4 @ Oulton Park

DFDS Yamaha Past Masters

QUALIFYING - SECTOR ANALYSIS



SECTOR 1 = FL to I1, SECTOR 2 = I1 to FL, DIFF = Difference To Personal Best Lap, P = Crossed Finish Line in Pit Lane, D = Time Disallowed

P13 29		Derek CRIPPS		Yamaha TZR250 - Kelly Cripps - Team FBR			
IDEAL LAP TIME : 2:19.198		BEST LAP TIME : 2:19.359		DIFFERENCE : 0.161			
LAP	SECTOR 1	SECTOR 2	LAP TIME	MPH	DIFF	TIME OF DAY	
1 -	2:01.933	40.362	2:42.295	59.71	22.936	09:11:36.881	
2 -	1:44.848	37.965	2:22.813 (3)	67.86	3.454	09:13:59.694	
3 -	1:41.532	37.827	2:19.359 (1)	69.54		09:16:19.053	
4 -	1:41.926	37.666	2:19.592 (2)	69.42	0.233	09:18:38.645	
5 -	1:47.005	IN PIT	2:38.185 P	61.26	18.826	09:21:16.830	

P14 100 R		Michael PINCHES		Yamaha TZR 250 - www.ypmrc.co.uk			
IDEAL LAP TIME : 2:22.124		BEST LAP TIME : 2:22.124		DIFFERENCE : 0.000			
LAP	SECTOR 1	SECTOR 2	LAP TIME	MPH	DIFF	TIME OF DAY	
1 -	2:04.481	43.221	2:47.702	57.78	25.578	09:11:56.742	
2 -	1:50.980	40.643	2:31.623	63.91	9.499	09:14:28.365	
3 -	1:46.536	41.067	2:27.603 (3)	65.65	5.479	09:16:55.968	
4 -	1:44.703	39.982	2:24.685 (2)	66.98	2.561	09:19:20.653	
5 -	1:43.834	38.290	2:22.124 (1)	68.18		09:21:42.777	

P15 28		Liam McCARTER		Yamaha TZR250 - Katie McCarter			
IDEAL LAP TIME : 2:23.378		BEST LAP TIME : 2:24.296		DIFFERENCE : 0.918			
LAP	SECTOR 1	SECTOR 2	LAP TIME	MPH	DIFF	TIME OF DAY	
1 -	2:02.334	42.580	2:44.914	58.76	20.618	09:11:40.764	
2 -	1:48.765	40.369	2:29.134	64.98	4.838	09:14:09.898	
3 -	1:46.068	39.600	2:25.668 (3)	66.53	1.372	09:16:35.566	
4 -	1:43.778	40.518	2:24.296 (1)	67.16		09:18:59.862	
5 -	1:44.802	39.653	2:24.455 (2)	67.08	0.159	09:21:24.317	

P16 76 C		Kev HIGERTY		Yamaha TZR250 - Aitch Racing			
IDEAL LAP TIME : 2:25.655		BEST LAP TIME : 2:26.912		DIFFERENCE : 1.257			
LAP	SECTOR 1	SECTOR 2	LAP TIME	MPH	DIFF	TIME OF DAY	
1 -	2:07.546	44.844	2:52.390 (3)	56.21	25.478	09:12:00.013	
2 -	1:49.418	40.079	2:29.497 (2)	64.82	2.585	09:14:29.510	
3 -	1:45.576	41.336	2:26.912 (1)	65.96		09:16:56.422	
4 -	1:48.736	IN PIT	2:44.761 P	58.82	17.849	09:19:41.183	

P17 46		Kevin MARSHALL		Yamaha TZR250 - Stacey Processing			
IDEAL LAP TIME : 2:31.434		BEST LAP TIME : 2:31.552		DIFFERENCE : 0.118			
LAP	SECTOR 1	SECTOR 2	LAP TIME	MPH	DIFF	TIME OF DAY	
1 -	2:06.210	45.437	2:51.647	56.46	20.095	09:11:43.384	
2 -	1:56.399	42.652	2:39.051	60.93	7.499	09:14:22.435	
3 -	1:51.970	42.776	2:34.746 (3)	62.62	3.194	09:16:57.181	
4 -	1:50.171	41.381	2:31.552 (1)	63.94		09:19:28.733	
5 -	1:50.390	41.263	2:31.653 (2)	63.90	0.101	09:22:00.386	

P18 99 C		Paul FIRTH		Yamaha TZR250 - Joanne Porter			
IDEAL LAP TIME : 2:33.811		BEST LAP TIME : 2:33.811		DIFFERENCE : 0.000			
LAP	SECTOR 1	SECTOR 2	LAP TIME	MPH	DIFF	TIME OF DAY	
1 -	2:10.825	45.955	2:56.780	54.82	22.969	09:12:05.701	
2 -	2:00.613	45.005	2:45.618	58.51	11.807	09:14:51.319	
3 -	1:58.793	43.478	2:42.271 (3)	59.72	8.460	09:17:33.590	
4 -	1:54.361	43.000	2:37.361 (2)	61.58	3.550	09:20:10.951	
5 -	1:52.271	41.540	2:33.811 (1)	63.00		09:22:44.762	

BMCR - MRO Championships 2022 - Rnd 4 @ Oulton Park

DFDS Yamaha Past Masters

QUALIFYING - SECTOR ANALYSIS



SECTOR 1 = FL to I1, SECTOR 2 = I1 to FL, DIFF = Difference To Personal Best Lap, P = Crossed Finish Line in Pit Lane, D = Time Disallowed

P19 62 C		David PATERSON		Yamaha TZR 2MA - The love of a good woman			
IDEAL LAP TIME : 2:37.322		BEST LAP TIME : 2:37.420		DIFFERENCE : 0.098			
LAP	SECTOR 1	SECTOR 2	LAP TIME	MPH	DIFF	TIME OF DAY	
1 -	2:10.340	44.747	2:55.087	55.35	17.667	09:12:06.311	
2 -	1:56.705	43.547	2:40.252 (3)	60.47	2.832	09:14:46.563	
3 -	1:56.065	42.182	2:38.247 (2)	61.24	0.827	09:17:24.810	
4 -	1:57.503	43.683	2:41.186	60.12	3.766	09:20:05.996	
5 -	1:55.140	42.280	2:37.420 (1)	61.56		09:22:43.416	

P20 199 C		Michael FROST		Yamaha TZR250 -			
IDEAL LAP TIME : 2:42.624		BEST LAP TIME : 2:42.624		DIFFERENCE : 0.000			
LAP	SECTOR 1	SECTOR 2	LAP TIME	MPH	DIFF	TIME OF DAY	
1 -	2:15.012	48.955	3:03.967	52.67	21.343	09:12:16.655	
2 -	2:05.906	46.816	2:52.722 (3)	56.10	10.098	09:15:09.377	
3 -	2:01.792	45.278	2:47.070 (2)	58.00	4.446	09:17:56.447	
4 -	1:58.606	44.018	2:42.624 (1)	59.59		09:20:39.071	

P21 69 C		Mark ELLERAY		Yamaha TZR250 - Abbot Solutions Ltd			
IDEAL LAP TIME : 2:40.099		BEST LAP TIME : 2:42.897		DIFFERENCE : 2.798			
LAP	SECTOR 1	SECTOR 2	LAP TIME	MPH	DIFF	TIME OF DAY	
1 -	2:15.600	48.160	3:03.760 (3)	52.73	20.863	09:12:17.105	
2 -	2:00.690	43.680	2:44.370 (2)	58.96	1.473	09:15:01.475	
3 -	1:59.032	43.865	2:42.897 (1)	59.49		09:17:44.372	
4 -	1:56.419	IN PIT	2:49.796 P	57.07	6.899	09:20:34.168	

P22 73 C		Colvin TURNER		Yamaha TZR250 -			
IDEAL LAP TIME : 2:47.507		BEST LAP TIME : 2:49.287		DIFFERENCE : 1.780			
LAP	SECTOR 1	SECTOR 2	LAP TIME	MPH	DIFF	TIME OF DAY	
1 -	2:06.492	45.190	2:51.682	56.44	2.395	09:11:59.476	
2 -	2:03.220	46.734	2:49.954 (2)	57.02	0.667	09:14:49.430	
3 -	2:03.471	45.816	2:49.287 (1)	57.24		09:17:38.717	
4 -	2:02.317	48.404	2:50.721 (3)	56.76	1.434	09:20:29.438	

P23 3 C		Dan NEMATI		Yamaha TZR 250 -			
IDEAL LAP TIME : 2:53.383		BEST LAP TIME : 2:53.383		DIFFERENCE : 0.000			
LAP	SECTOR 1	SECTOR 2	LAP TIME	MPH	DIFF	TIME OF DAY	
1 -	OUTLAP	50.793	3:25.057	47.26	31.674	09:15:39.485	
2 -	2:12.307	47.132	2:59.439 (2)	54.00	6.056	09:18:38.924	
3 -	2:06.595	46.788	2:53.383 (1)	55.89		09:21:32.307	

P24 59		Neil HESMAN		Yamaha RD350R - The Village Websmith - Farkham Hall			
IDEAL LAP TIME : 2:55.342		BEST LAP TIME : 3:03.314		DIFFERENCE : 7.972			
LAP	SECTOR 1	SECTOR 2	LAP TIME	MPH	DIFF	TIME OF DAY	
1 -	2:15.783	47.531	3:03.314 (1)	52.86		09:12:14.238	
2 -	2:07.811	IN PIT	3:15.242 P	49.63	11.928	09:15:29.480	

BMCRC - MRO Championships 2022 - Rnd 4 @ Oulton Park

DFDS Yamaha Past Masters

QUALIFYING - BEST SECTORS

SECTOR 1				SECTOR 2				IDEAL / BEST COMPARISON				
POS	NO	NAME	TIME	NO	NAME	TIME	POS	NO	NAME	IDEAL	BEST	DIFF
1	51	WHOLEY	1:35.106	30	COOPER	35.448	1	51	WHOLEY	2:10.649	2:10.649	0.000
2	30	COOPER	1:35.302	51	WHOLEY	35.543	2	30	COOPER	2:10.750	2:11.008	0.258
3	57	MOOK	1:35.471	81	GRANT	35.724	3	57	MOOK	2:11.640	2:11.640	0.000
4	92	MOOK	1:35.987	8	BALL	35.883	4	92	MOOK	2:11.927	2:11.927	0.000
5	81	GRANT	1:36.746	92	MOOK	35.940	5	81	GRANT	2:12.470	2:12.470	0.000
6	8	BALL	1:37.197	57	MOOK	36.169	6	8	BALL	2:13.080	2:13.610	0.530
7	74	WHITBY	1:38.183	74	WHITBY	36.310	7	74	WHITBY	2:14.493	2:14.493	0.000
8	19	BRANTON	1:38.665	19	BRANTON	36.702	8	19	BRANTON	2:15.367	2:15.367	0.000
9	60	GOUGH	1:39.301	60	GOUGH	37.171	9	60	GOUGH	2:16.472	2:16.690	0.218
10	26	LEE	1:40.022	72	HAMILTON	37.271	10	26	LEE	2:17.456	2:17.456	0.000
11	72	HAMILTON	1:40.924	26	LEE	37.434	11	72	HAMILTON	2:18.195	2:18.544	0.349
12	55	TOLAND	1:40.941	55	TOLAND	37.583	12	55	TOLAND	2:18.524	2:18.524	0.000
13	29	CRIPPS	1:41.532	29	CRIPPS	37.666	13	29	CRIPPS	2:19.198	2:19.359	0.161
14	28	McCARTER	1:43.778	100	PINCHES	38.290	14	100	PINCHES	2:22.124	2:22.124	0.000
15	100	PINCHES	1:43.834	28	McCARTER	39.600	15	28	McCARTER	2:23.378	2:24.296	0.918
16	76	HIGERTY	1:45.576	76	HIGERTY	40.079	16	76	HIGERTY	2:25.655	2:26.912	1.257
17	46	MARSHALL	1:50.171	46	MARSHALL	41.263	17	46	MARSHALL	2:31.434	2:31.552	0.118
18	99	FIRTH	1:52.271	99	FIRTH	41.540	18	99	FIRTH	2:33.811	2:33.811	0.000
19	62	PATERSON	1:55.140	62	PATERSON	42.182	19	62	PATERSON	2:37.322	2:37.420	0.098
20	69	ELLERAY	1:56.419	69	ELLERAY	43.680	20	69	ELLERAY	2:40.099	2:42.897	2.798
21	199	FROST	1:58.606	199	FROST	44.018	21	199	FROST	2:42.624	2:42.624	0.000
22	73	TURNER	2:02.317	73	TURNER	45.190	22	73	TURNER	2:47.507	2:49.287	1.780
23	3	NEMATI	2:06.595	3	NEMATI	46.788	23	3	NEMATI	2:53.383	2:53.383	0.000
24	59	HESMAN	2:07.811	59	HESMAN	47.531	24	59	HESMAN	2:55.342	3:03.314	7.972

BMCRC - MRO Championships 2022 - Rnd 4 @ Oulton Park

DFDS Yamaha Past Masters

QUALIFYING - STATISTICS

Competitors Started 24
Planned Start 2022-06-03 @ 09:10:00.000
Actual Start 2022-06-03 @ 09:08:44.718
Finish Time 2022-06-03 @ 09:20:19.807
Track Length 2.6920mi.
Total Laps 111
Total Distance Covered 298.8151mi.

Session Fastest Lap History

NO	CL	NAME	LAP TIME	TIME OF DAY	LAP	VEHICLE
81		Scott GRANT	2:28.974	09:11:21.479	1	Yamaha TZR250
81		Scott GRANT	2:16.893	09:13:38.372	2	Yamaha TZR250
8		David BALL	2:16.715	09:13:44.941	2	Yamaha TZR250
30		Alan COOPER	2:13.414	09:13:48.063	2	Yamaha TZR250
30		Alan COOPER	2:11.008	09:18:14.119	4	Yamaha TZR250
51		Kevin WHOLEY	2:10.649	09:20:31.078	5	Yamaha TZR250

Flag History

TYPE	TIME OF DAY
GREEN	09:08:44.718
FINISH	09:20:19.807

Flag Statistics

TYPE	COUNT	TOTAL LAPS	TOTAL TIME
Green	1	5	14:05.550
Red	0	0	0.000
Safety Car	0	0	0.000
FCY	0	0	0.000

BMCRC - MRO Championships 2022 - Rnd 4 @ Oulton Park

DFDS Yamaha Past Masters

QUALIFYING - STATISTICS

CLASS :

12 Starters

Fastest Lap History

NO	NAME	LAP TIME	TIME OF DAY	LAP	VEHICLE
81	Scott GRANT	2:28.974	09:11:21.479	1	Yamaha TZR250
81	Scott GRANT	2:16.893	09:13:38.372	2	Yamaha TZR250
8	David BALL	2:16.715	09:13:44.941	2	Yamaha TZR250
30	Alan COOPER	2:13.414	09:13:48.063	2	Yamaha TZR250
30	Alan COOPER	2:11.008	09:18:14.119	4	Yamaha TZR250
51	Kevin WHOLEY	2:10.649	09:20:31.078	5	Yamaha TZR250

BMCRC - MRO Championships 2022 - Rnd 4 @ Oulton Park

DFDS Yamaha Past Masters

QUALIFYING - STATISTICS

CLASS : C

11 Starters

Fastest Lap History

NO	NAME	LAP TIME	TIME OF DAY	LAP	VEHICLE
60	Daniel GOUGH	2:32.474	09:11:24.873	1	Yamaha TZR 250
60	Daniel GOUGH	2:21.414	09:13:46.286	2	Yamaha TZR 250
60	Daniel GOUGH	2:17.996	09:16:04.282	3	Yamaha TZR 250
92	Andrew MOOK	2:16.858	09:16:20.258	3	Yamaha TZR250
60	Daniel GOUGH	2:16.690	09:20:41.039	5	Yamaha TZR 250
92	Andrew MOOK	2:11.927	09:20:49.094	5	Yamaha TZR250

BMCRC - MRO Championships 2022 - Rnd 4 @ Oulton Park

DFDS Yamaha Past Masters

QUALIFYING - STATISTICS

CLASS : R

1 Starters

Fastest Lap History

NO	NAME	LAP TIME	TIME OF DAY	LAP	VEHICLE
100	Michael PINCHES	2:47.702	09:11:56.762	1	Yamaha TZR 250
100	Michael PINCHES	2:31.623	09:14:28.384	2	Yamaha TZR 250
100	Michael PINCHES	2:27.603	09:16:55.986	3	Yamaha TZR 250
100	Michael PINCHES	2:24.685	09:19:20.672	4	Yamaha TZR 250
100	Michael PINCHES	2:22.124	09:21:42.797	5	Yamaha TZR 250

BMCRC - MRO Championships 2022 - Rnd 4 @ Oulton Park
DFDS Yamaha Past Masters
RACE 3 - GRID (6 Laps)

ROW 9		26	333 Mark STUBBERFIELD	25	75 Anthony JOHNSON					
ROW 8	24	59 Neil HESMAN	3:03.314	23	3 Dan NEMATI	2:53.383	22	73 Colvin TURNER	2:49.287	
ROW 7		21	69 Mark ELLERAY	2:42.897	20	199 Michael FROST	2:42.624	19	62 David PATERSON	2:37.420
ROW 6	18	99 Paul FIRTH	2:33.811	17	46 Kevin MARSHALL	2:31.552	16	76 Kev HIGERTY	2:26.912	
ROW 5		15	28 Liam McCARTER	2:24.296	14	100 Michael PINCHES	2:22.124	13	29 Derek CRIPPS	2:19.359
ROW 4	12	72 John HAMILTON	2:18.544	11	55 Paul TOLAND	2:18.524	10	26 Damian LEE	2:17.456	
ROW 3		9	60 Daniel GOUGH	2:16.690	8	19 Peter BRANTON	2:15.367	7	74 Paul WHITBY	2:14.493
ROW 2	6	8 David BALL	2:13.610	5	81 Scott GRANT	2:12.470	4	92 Andrew MOOK	2:11.927	
ROW 1		3	57 Geoff MOOK	2:11.640	2	30 Alan COOPER	2:11.008	1	51 Kevin WHOLEY	2:10.649
									Pole	

Oulton Park International: 2.6920 miles

These results are provisional until the conclusion of any judicial and technical matters.

Clerk Of Course :	Stewards :	Timekeeper : Richard Evans
-------------------	------------	----------------------------

 Results can be found at www.tsl-timing.com

Printed - 09:24 Friday, 03 June 2022



BMCRC - MRO Championships 2022 - Rnd 4 @ Oulton Park
DFDS Yamaha Past Masters
RACE 3 - CLASSIFICATION

POS	NO	CL	PIC NAME	ENTRY	LAPS	TIME	GAP	DIFF	MPH	BEST	ON
1	19		1 Peter BRANTON	Yamaha TZR 250 - Exactweld Racing	6	11:46.445			82.31	1:56.193	4
2	30		2 Alan COOPER	Yamaha TZR250 - Twistgrip Motorcycles	6	11:46.741	0.296	0.296	82.27	1:55.620	3
3	51		3 Kevin WHOLEY	Yamaha TZR250 - Twistgrip Motorcycles	6	11:46.963	0.518	0.222	82.25	1:55.594	6
4	81		4 Scott GRANT	Yamaha TZR250 - Katie, Mum and Dad	6	11:47.341	0.896	0.378	82.20	1:55.702	3
5	57		5 Geoff MOOK	Yamaha TZR 250 -	6	12:04.108	17.663	16.767	80.30	1:58.302	4
6	8		6 David BALL	Yamaha TZR250 - Gardiner Page and Roe pension c	6	12:15.910	29.465	11.802	79.01	2:00.888	5
7	74		7 Paul WHITBY	Yamaha TZR 250 - Greybridge Ltd	6	12:16.043	29.598	0.133	79.00	2:00.920	5
8	60	C	1 Daniel GOUGH	Yamaha TZR 250 - Kieran Lewis/G Force Mc	6	12:24.028	37.583	7.985	78.15	2:01.816	5
9	29		8 Derek CRIPPS	Yamaha TZR250 - Kelly Cripps - Team FBR	6	12:26.413	39.968	2.385	77.90	2:02.446	5
10	92*	C	2 Andrew MOOK	Yamaha TZR250 -	6	12:33.522	47.077	7.109	77.16	2:01.565	6
11	26	C	3 Damian LEE	Yamaha TZR250 - Leed Autos	6	12:38.251	51.806	4.729	76.68	2:04.503	3
12	55		9 Paul TOLAND	Yamaha TZR250 - Kippers keys	6	12:38.485	52.040	0.234	76.66	2:01.594	5
13	28		10 Liam McCARTER	Yamaha TZR250 - Katie McCarter	6	12:44.981	58.536	6.496	76.01	2:05.321	2
14	72*	C	4 John HAMILTON	Yamaha TRZ250 - LW Racing	6	12:47.891	1:01.446	2.910	75.72	2:04.683	2
15	76	C	5 Kev HIGERTY	Yamaha TZR250 - Aitch Racing	6	13:06.891	1:20.446	19.000	73.89	2:04.851	5
16	46		11 Kevin MARSHALL	Yamaha TZR250 - Stacey Processing	6	13:16.081	1:29.636	9.190	73.04	2:10.724	3
17	69	C	6 Mark ELLERAY	Yamaha TZR250 - Abbot Solutions Ltd	6	13:16.249	1:29.804	0.168	73.02	2:09.192	5
18	100	R	1 Michael PINCHES	Yamaha TZR 250 - www.ypmrc.co.uk	6	13:37.555	1:51.110	21.306	71.12	2:10.646	6
19	73	C	7 Colvin TURNER	Yamaha TZR250 -	6	13:37.646	1:51.201	0.091	71.11	2:09.279	5
20	62	C	8 David PATERSON	Yamaha TZR 2MA - The love of a good woman	6	13:40.209	1:53.764	2.563	70.89	2:14.075	6
21	99	C	9 Paul FIRTH	Yamaha TZR250 - Joanne Porter	5	11:57.757	1 Lap	1 Lap	67.51	2:19.120	5
22	59		12 Neil HESMAN	Yamaha RD350R - The Village Websmith - Farkham	5	12:39.312	1 Lap	41.555	63.81	2:28.527	4

NOT CLASSIFIED

DNF	199	C	Michael FROST	Yamaha TZR250 -	3	6:57.234	3 Laps	2 Laps	69.68	2:16.051	2
DNF	75		Anthony JOHNSON	Yamaha TZR 250 - INTA MOTORCYCLE SERVICE	1	2:06.315	5 Laps	2 Laps	76.72		
DNF	3	C	Dan NEMATI	Yamaha TZR 250 -	0						

FASTEST LAP

51			Kevin WHOLEY	Yamaha TZR250 - Twistgrip Motorcycles	6	1:55.594		83.83 mph		134.92 kph	
92	C		Andrew MOOK	Yamaha TZR250 -	6	2:01.565		79.72 mph		128.29 kph	
100	R		Michael PINCHES	Yamaha TZR 250 - www.ypmrc.co.uk	6	2:10.646		74.17 mph		119.38 kph	

#72 & #92 - 10 Second Penalty - Jump Start.

Class - 92.5% of Race Speed = 76.13 mph
 Class C - 92.5% of Race Speed = 72.28 mph
 Class R - 92.5% of Race Speed = 65.78 mph

Weather / Track : Bright / Dry

These results are provisional until the conclusion of any judicial and technical matters.

 Race Distance: 6 Laps / 16.15 miles
 Oulton Park International: 2.6920 miles
 Date: 03/06/2022 Start: 12:07 Finish: 12:18

Clerk Of Course :	Stewards :	Timekeeper : Richard Evans
-------------------	------------	----------------------------

 Results can be found at www.tsl-timing.com

Printed - 12:23 Friday, 03 June 2022



BMCRC - MRO Championships 2022 - Rnd 4 @ Oulton Park

DFDS Yamaha Past Masters

RACE 3 - LAP CHART

LAP 1 @ 12:09:04.187

NO	BEHIND	LAP TIME
51		2:03.516
19	0.135	2:03.651
81	1.036	2:04.552
57	1.079	2:04.595
30	1.225	2:04.741
74	2.714	2:06.230
75	2.799	2:06.315
8	3.660	2:07.176
55	4.289	2:07.805
92	6.499	2:10.015
60	6.806	2:10.322
72	7.890	2:11.406
29	8.233	2:11.749
26	9.393	2:12.909
28	11.030	2:14.546
76	11.270	2:14.786
46	13.780	2:17.296
73	14.206	2:17.722
62	18.583	2:22.099
69	18.969	2:22.485
100	19.747	2:23.263
199	20.152	2:23.668
99	27.390	2:30.906
59	35.147	2:38.663

LAP 2 @ 12:11:01.809

NO	BEHIND	LAP TIME
19		1:57.487
51	0.549	1:58.171
81	0.816	1:57.402
30	1.412	1:57.809
57	2.504	1:59.047
8	7.725	2:01.687
74	8.027	2:02.935
92	12.880	2:04.003
60	12.983	2:03.799
29	13.484	2:02.873
72	14.951	2:04.683
26	17.954	2:06.183
28	18.729	2:05.321
76	19.115	2:05.467
46	28.463	2:12.305
55	28.557	2:21.890
69	33.277	2:11.930
62	37.778	2:16.817
100	38.159	2:16.034
199	38.581	2:16.051
73	50.998	2:34.414
99	54.246	2:24.478
59	1:07.128	2:29.603

LAP 3 @ 12:12:58.018

NO	BEHIND	LAP TIME
19		1:56.209
81	0.309	1:55.702
51	0.713	1:56.373
30	0.823	1:55.620
57	5.129	1:58.834
8	14.157	2:02.641
74	14.372	2:02.554
92	19.919	2:03.248
60	20.075	2:03.301

29	20.691	2:03.416
72	23.601	2:04.859
26	26.248	2:04.503
28	28.795	2:06.275
55	35.413	2:03.065
46	42.978	2:10.724
69	48.073	2:11.005
76	52.332	2:29.426
62	58.710	2:17.141
100	59.168	2:17.218
199	59.887	2:17.515
73	1:07.804	2:13.015
99	1:20.214	2:22.177
59	1:40.134	2:29.215

LAP 4 @ 12:14:54.211

NO	BEHIND	LAP TIME
19		1:56.193
81	0.226	1:56.110
30	0.777	1:56.147
51	1.239	1:56.719
57	7.238	1:58.302
74	19.706	2:01.527
8	20.037	2:02.073
60	26.476	2:02.594
92	26.681	2:02.955
29	27.251	2:02.753
72	33.391	2:05.983
26	34.576	2:04.521
28	38.598	2:05.996
55	40.875	2:01.655
46	59.196	2:12.411
69	1:01.730	2:09.850
76	1:02.156	2:06.017
62	1:17.188	2:14.671
100	1:19.292	2:16.317
73	1:23.957	2:12.346
99	1:45.097	2:21.076

LAP 5 @ 12:16:50.621

NO	BEHIND	LAP TIME
19		1:56.410
30	0.280	1:55.913
81	1.058	1:57.242
51	1.419	1:56.590
57	12.331	2:01.503
59	1 Lap	2:28.527
74	24.216	2:00.920
8	24.515	2:00.888
60	31.882	2:01.816
92	32.007	2:01.736
29	33.287	2:02.446
72	42.629	2:05.648
26	43.365	2:05.199
55	46.059	2:01.594
28	49.172	2:06.984
76	1:10.597	2:04.851
46	1:14.319	2:11.533
69	1:14.512	2:09.192
62	1:36.184	2:15.406
73	1:36.826	2:09.279
100	1:36.959	2:14.077

LAP 6 @ 12:18:47.116

NO	BEHIND	LAP TIME
19		1:56.495
30	0.296	1:56.511
51	0.518	1:55.594
81	0.896	1:56.333
99	1 Lap	2:19.120
57	17.663	2:01.827
8	29.465	2:01.445
74	29.598	2:01.877
92	37.077	2:01.565
60	37.583	2:02.196
29	39.968	2:03.176
72	51.446	2:05.312
26	51.806	2:04.936
55	52.040	2:02.476
59	1 Lap	2:33.304
28	58.536	2:05.859
76	1:20.446	2:06.344
46	1:29.636	2:11.812
69	1:29.804	2:11.787
100	1:51.110	2:10.646
73	1:51.201	2:10.870
62	1:53.764	2:14.075

BMCRC - MRO Championships 2022 - Rnd 4 @ Oulton Park

DFDS Yamaha Past Masters

RACE 3 - SECTOR ANALYSIS



SECTOR 1 = FL to I1, SECTOR 2 = I1 to FL, DIFF = Difference To Personal Best Lap, P = Crossed Finish Line in Pit Lane, D = Time Disallowed

P1 19		Peter BRANTON		Yamaha TZR 250 - Exactweld Racing		
IDEAL LAP TIME : 1:55.727		BEST LAP TIME : 1:56.193		DIFFERENCE : 0.466		
LAP	SECTOR 1	SECTOR 2	LAP TIME	MPH	DIFF	TIME OF DAY
1 -		32.129	2:03.651	78.37	7.458	12:09:04.322
2 -	1:25.312	32.175	1:57.487	82.48	1.294	12:11:01.809
3 -	1:24.399	31.810	1:56.209 (2)	83.39	0.016	12:12:58.018
4 -	1:24.136	32.057	1:56.193 (1)	83.40		12:14:54.211
5 -	1:24.613	31.797	1:56.410 (3)	83.25	0.217	12:16:50.621
6 -	1:24.904	31.591	1:56.495	83.19	0.302	12:18:47.116

P2 30		Alan COOPER		Yamaha TZR250 - Twistgrip Motorcycles		
IDEAL LAP TIME : 1:55.308		BEST LAP TIME : 1:55.620		DIFFERENCE : 0.312		
LAP	SECTOR 1	SECTOR 2	LAP TIME	MPH	DIFF	TIME OF DAY
1 -		31.995	2:04.741	77.69	9.121	12:09:05.412
2 -	1:25.069	32.740	1:57.809	82.26	2.189	12:11:03.221
3 -	1:24.014	31.606	1:55.620 (1)	83.82		12:12:58.841
4 -	1:24.426	31.721	1:56.147 (3)	83.43	0.527	12:14:54.988
5 -	1:24.619	31.294	1:55.913 (2)	83.60	0.293	12:16:50.901
6 -	1:25.005	31.506	1:56.511	83.17	0.891	12:18:47.412

P3 51		Kevin WHOLEY		Yamaha TZR250 - Twistgrip Motorcycles		
IDEAL LAP TIME : 1:55.594		BEST LAP TIME : 1:55.594		DIFFERENCE : 0.000		
LAP	SECTOR 1	SECTOR 2	LAP TIME	MPH	DIFF	TIME OF DAY
1 -		32.606	2:03.516	78.46	7.922	12:09:04.187
2 -	1:25.737	32.434	1:58.171	82.01	2.577	12:11:02.358
3 -	1:24.690	31.683	1:56.373 (2)	83.27	0.779	12:12:58.731
4 -	1:24.877	31.842	1:56.719	83.03	1.125	12:14:55.450
5 -	1:24.896	31.694	1:56.590 (3)	83.12	0.996	12:16:52.040
6 -	1:24.136	31.458	1:55.594 (1)	83.83		12:18:47.634

P4 81		Scott GRANT		Yamaha TZR250 - Katie, Mum and Dad		
IDEAL LAP TIME : 1:55.244		BEST LAP TIME : 1:55.702		DIFFERENCE : 0.458		
LAP	SECTOR 1	SECTOR 2	LAP TIME	MPH	DIFF	TIME OF DAY
1 -		31.978	2:04.552	77.80	8.850	12:09:05.223
2 -	1:25.295	32.107	1:57.402	82.54	1.700	12:11:02.625
3 -	1:23.804	31.898	1:55.702 (1)	83.76		12:12:58.327
4 -	1:24.348	31.762	1:56.110 (2)	83.46	0.408	12:14:54.437
5 -	1:25.583	31.659	1:57.242	82.66	1.540	12:16:51.679
6 -	1:24.893	31.440	1:56.333 (3)	83.30	0.631	12:18:48.012

P5 57		Geoff MOOK		Yamaha TZR 250 -		
IDEAL LAP TIME : 1:57.949		BEST LAP TIME : 1:58.302		DIFFERENCE : 0.353		
LAP	SECTOR 1	SECTOR 2	LAP TIME	MPH	DIFF	TIME OF DAY
1 -		32.456	2:04.595	77.78	6.293	12:09:05.266
2 -	1:26.363	32.684	1:59.047 (3)	81.40	0.745	12:11:04.313
3 -	1:26.417	32.417	1:58.834 (2)	81.55	0.532	12:13:03.147
4 -	1:25.532	32.770	1:58.302 (1)	81.92		12:15:01.449
5 -	1:27.275	34.228	2:01.503	79.76	3.201	12:17:02.952
6 -	1:28.606	33.221	2:01.827	79.54	3.525	12:19:04.779

P6 8		David BALL		Yamaha TZR250 - Gardiner Page and Roe pension consultants		
IDEAL LAP TIME : 2:00.163		BEST LAP TIME : 2:00.888		DIFFERENCE : 0.725		
LAP	SECTOR 1	SECTOR 2	LAP TIME	MPH	DIFF	TIME OF DAY
1 -		32.820	2:07.176	76.20	6.288	12:09:07.847
2 -	1:27.400	34.287	2:01.687 (3)	79.64	0.799	12:11:09.534
3 -	1:29.060	33.581	2:02.641	79.02	1.753	12:13:12.175
4 -	1:29.015	33.058	2:02.073	79.38	1.185	12:15:14.248
5 -	1:27.634	33.254	2:00.888 (1)	80.16		12:17:15.136
6 -	1:28.682	32.763	2:01.445 (2)	79.79	0.557	12:19:16.581

BMCRC - MRO Championships 2022 - Rnd 4 @ Oulton Park

DFDS Yamaha Past Masters

RACE 3 - SECTOR ANALYSIS



SECTOR 1 = FL to I1, SECTOR 2 = I1 to FL, DIFF = Difference To Personal Best Lap, P = Crossed Finish Line in Pit Lane, D = Time Disallowed

P7 74 Paul WHITBY		Yamaha TZR 250 - Greybridge Ltd				
IDEAL LAP TIME : 2:00.463		BEST LAP TIME : 2:00.920		DIFFERENCE : 0.457		
LAP	SECTOR 1	SECTOR 2	LAP TIME	MPH	DIFF	TIME OF DAY
1 -		32.843	2:06.230	76.77	5.310	12:09:06.901
2 -	1:28.170	34.765	2:02.935	78.83	2.015	12:11:09.836
3 -	1:29.074	33.480	2:02.554	79.07	1.634	12:13:12.390
4 -	1:28.338	33.189	2:01.527 (2)	79.74	0.607	12:15:13.917
5 -	1:27.620	33.300	2:00.920 (1)	80.14		12:17:14.837
6 -	1:28.570	33.307	2:01.877 (3)	79.51	0.957	12:19:16.714

P8 60 C Daniel GOUGH		Yamaha TZR 250 - Kieran Lewis/G Force Mc				
IDEAL LAP TIME : 2:01.499		BEST LAP TIME : 2:01.816		DIFFERENCE : 0.317		
LAP	SECTOR 1	SECTOR 2	LAP TIME	MPH	DIFF	TIME OF DAY
1 -		33.628	2:10.322	74.36	8.506	12:09:10.993
2 -	1:29.922	33.877	2:03.799	78.28	1.983	12:11:14.792
3 -	1:30.199	33.102	2:03.301	78.59	1.485	12:13:18.093
4 -	1:29.242	33.352	2:02.594 (3)	79.05	0.778	12:15:20.687
5 -	1:28.674	33.142	2:01.816 (1)	79.55		12:17:22.503
6 -	1:29.371	32.825	2:02.196 (2)	79.30	0.380	12:19:24.699

P9 29 Derek CRIPPS		Yamaha TZR250 - Kelly Cripps - Team FBR				
IDEAL LAP TIME : 2:02.283		BEST LAP TIME : 2:02.446		DIFFERENCE : 0.163		
LAP	SECTOR 1	SECTOR 2	LAP TIME	MPH	DIFF	TIME OF DAY
1 -		33.809	2:11.749	73.55	9.303	12:09:12.420
2 -	1:29.187	33.686	2:02.873 (3)	78.87	0.427	12:11:15.293
3 -	1:29.977	33.439	2:03.416	78.52	0.970	12:13:18.709
4 -	1:29.597	33.156	2:02.753 (2)	78.94	0.307	12:15:21.462
5 -	1:29.127	33.319	2:02.446 (1)	79.14		12:17:23.908
6 -	1:29.720	33.456	2:03.176	78.67	0.730	12:19:27.084

P10 92 C Andrew MOOK		Yamaha TZR250 -				
IDEAL LAP TIME : 2:00.825		BEST LAP TIME : 2:01.565		DIFFERENCE : 0.740		
LAP	SECTOR 1	SECTOR 2	LAP TIME	MPH	DIFF	TIME OF DAY
1 -		33.320	2:10.015	74.53	8.450	12:09:10.686
2 -	1:30.200	33.803	2:04.003	78.15	2.438	12:11:14.689
3 -	1:29.661	33.587	2:03.248	78.63	1.683	12:13:17.937
4 -	1:29.050	33.905	2:02.955 (3)	78.81	1.390	12:15:20.892
5 -	1:28.511	33.225	2:01.736 (2)	79.60	0.171	12:17:22.628
6 -	1:27.600	33.965	2:01.565 (1)	79.72		12:19:24.193

P11 26 C Damian LEE		Yamaha TZR250 - Leed Autos				
IDEAL LAP TIME : 2:04.250		BEST LAP TIME : 2:04.503		DIFFERENCE : 0.253		
LAP	SECTOR 1	SECTOR 2	LAP TIME	MPH	DIFF	TIME OF DAY
1 -		34.588	2:12.909	72.91	8.406	12:09:13.580
2 -	1:31.457	34.726	2:06.183	76.80	1.680	12:11:19.763
3 -	1:30.201	34.302	2:04.503 (1)	77.83		12:13:24.266
4 -	1:29.948	34.573	2:04.521 (2)	77.82	0.018	12:15:28.787
5 -	1:30.293	34.906	2:05.199	77.40	0.696	12:17:33.986
6 -	1:30.415	34.521	2:04.936 (3)	77.57	0.433	12:19:38.922

P12 55 Paul TOLAND		Yamaha TZR250 - Kippers keys				
IDEAL LAP TIME : 2:00.712		BEST LAP TIME : 2:01.594		DIFFERENCE : 0.882		
LAP	SECTOR 1	SECTOR 2	LAP TIME	MPH	DIFF	TIME OF DAY
1 -		32.920	2:07.805	75.82	6.211	12:09:08.476
2 -	1:47.783	34.107	2:21.890	68.30	20.296	12:11:30.366
3 -	1:29.509	33.556	2:03.065	78.74	1.471	12:13:33.431
4 -	1:28.311	33.344	2:01.655 (2)	79.66	0.061	12:15:35.086
5 -	1:28.609	32.985	2:01.594 (1)	79.70		12:17:36.680
6 -	1:27.792	34.684	2:02.476 (3)	79.12	0.882	12:19:39.156

BMCRC - MRO Championships 2022 - Rnd 4 @ Oulton Park

DFDS Yamaha Past Masters

RACE 3 - SECTOR ANALYSIS



SECTOR 1 = FL to I1, SECTOR 2 = I1 to FL, DIFF = Difference To Personal Best Lap, P = Crossed Finish Line in Pit Lane, D = Time Disallowed

P13 28		Liam McCARTER		Yamaha TZR250 - Katie McCarter		
IDEAL LAP TIME : 2:05.321		BEST LAP TIME : 2:05.321		DIFFERENCE : 0.000		
LAP	SECTOR 1	SECTOR 2	LAP TIME	MPH	DIFF	TIME OF DAY
1 -		35.153	2:14.546	72.02	9.225	12:09:15.217
2 -	1:30.584	34.737	2:05.321 (1)	77.33		12:11:20.538
3 -	1:31.429	34.846	2:06.275	76.74	0.954	12:13:26.813
4 -	1:30.889	35.107	2:05.996 (3)	76.91	0.675	12:15:32.809
5 -	1:31.780	35.204	2:06.984	76.31	1.663	12:17:39.793
6 -	1:30.953	34.906	2:05.859 (2)	77.00	0.538	12:19:45.652

P14 72 C		John HAMILTON		Yamaha TRZ250 - LW Racing		
IDEAL LAP TIME : 2:04.276		BEST LAP TIME : 2:04.683		DIFFERENCE : 0.407		
LAP	SECTOR 1	SECTOR 2	LAP TIME	MPH	DIFF	TIME OF DAY
1 -		33.543	2:11.406	73.75	6.723	12:09:12.077
2 -	1:30.826	33.857	2:04.683 (1)	77.72		12:11:16.760
3 -	1:30.733	34.126	2:04.859 (2)	77.61	0.176	12:13:21.619
4 -	1:31.882	34.101	2:05.983	76.92	1.300	12:15:27.602
5 -	1:31.120	34.528	2:05.648	77.13	0.965	12:17:33.250
6 -	1:30.911	34.401	2:05.312 (3)	77.33	0.629	12:19:38.562

P15 76 C		Kev HIGERTY		Yamaha TZR250 - Aitch Racing		
IDEAL LAP TIME : 2:04.851		BEST LAP TIME : 2:04.851		DIFFERENCE : 0.000		
LAP	SECTOR 1	SECTOR 2	LAP TIME	MPH	DIFF	TIME OF DAY
1 -		35.163	2:14.786	71.90	9.935	12:09:15.457
2 -	1:30.983	34.484	2:05.467 (2)	77.24	0.616	12:11:20.924
3 -	1:54.346	35.080	2:29.426	64.85	24.575	12:13:50.350
4 -	1:31.221	34.796	2:06.017 (3)	76.90	1.166	12:15:56.367
5 -	1:30.513	34.338	2:04.851 (1)	77.62		12:18:01.218
6 -	1:31.365	34.979	2:06.344	76.70	1.493	12:20:07.562

P16 46		Kevin MARSHALL		Yamaha TZR250 - Stacey Processing		
IDEAL LAP TIME : 2:10.704		BEST LAP TIME : 2:10.724		DIFFERENCE : 0.020		
LAP	SECTOR 1	SECTOR 2	LAP TIME	MPH	DIFF	TIME OF DAY
1 -		35.795	2:17.296	70.58	6.572	12:09:17.967
2 -	1:36.400	35.905	2:12.305	73.24	1.581	12:11:30.272
3 -	1:34.937	35.787	2:10.724 (1)	74.13		12:13:40.996
4 -	1:36.644	35.767	2:12.411	73.19	1.687	12:15:53.407
5 -	1:35.690	35.843	2:11.533 (2)	73.67	0.809	12:18:04.940
6 -	1:35.648	36.164	2:11.812 (3)	73.52	1.088	12:20:16.752

P17 69 C		Mark ELLERAY		Yamaha TZR250 - Abbot Solutions Ltd		
IDEAL LAP TIME : 2:08.514		BEST LAP TIME : 2:09.192		DIFFERENCE : 0.678		
LAP	SECTOR 1	SECTOR 2	LAP TIME	MPH	DIFF	TIME OF DAY
1 -		37.030	2:22.485	68.01	13.293	12:09:23.156
2 -	1:36.379	35.551	2:11.930	73.45	2.738	12:11:35.086
3 -	1:35.643	35.362	2:11.005 (3)	73.97	1.813	12:13:46.091
4 -	1:34.863	34.987	2:09.850 (2)	74.63	0.658	12:15:55.941
5 -	1:33.527	35.665	2:09.192 (1)	75.01		12:18:05.133
6 -	1:36.454	35.333	2:11.787	73.53	2.595	12:20:16.920

P18 100 R		Michael PINCHES		Yamaha TZR 250 - www.ypmrc.co.uk		
IDEAL LAP TIME : 2:10.646		BEST LAP TIME : 2:10.646		DIFFERENCE : 0.000		
LAP	SECTOR 1	SECTOR 2	LAP TIME	MPH	DIFF	TIME OF DAY
1 -		36.812	2:23.263	67.64	12.617	12:09:23.934
2 -	1:39.110	36.924	2:16.034 (3)	71.24	5.388	12:11:39.968
3 -	1:40.687	36.531	2:17.218	70.62	6.572	12:13:57.186
4 -	1:40.052	36.265	2:16.317	71.09	5.671	12:16:13.503
5 -	1:37.118	36.959	2:14.077 (2)	72.28	3.431	12:18:27.580
6 -	1:34.644	36.002	2:10.646 (1)	74.17		12:20:38.226

BMCRC - MRO Championships 2022 - Rnd 4 @ Oulton Park

DFDS Yamaha Past Masters

RACE 3 - SECTOR ANALYSIS



SECTOR 1 = FL to I1, SECTOR 2 = I1 to FL, DIFF = Difference To Personal Best Lap, P = Crossed Finish Line in Pit Lane, D = Time Disallowed

P19 73 C		Colvin TURNER		Yamaha TZR250 -		
IDEAL LAP TIME : 2:09.094		BEST LAP TIME : 2:09.279		DIFFERENCE : 0.185		
LAP	SECTOR 1	SECTOR 2	LAP TIME	MPH	DIFF	TIME OF DAY
1 -		35.626	2:17.722	70.36	8.443	12:09:18.393
2 -	1:57.535	36.879	2:34.414	62.76	25.135	12:11:52.807
3 -	1:37.188	35.827	2:13.015	72.85	3.736	12:14:05.822
4 -	1:36.344	36.002	2:12.346 (3)	73.22	3.067	12:16:18.168
5 -	1:33.468	35.811	2:09.279 (1)	74.96		12:18:27.447
6 -	1:35.192	35.678	2:10.870 (2)	74.05	1.591	12:20:38.317

P20 62 C		David PATERSON		Yamaha TZR 2MA - The love of a good woman		
IDEAL LAP TIME : 2:13.776		BEST LAP TIME : 2:14.075		DIFFERENCE : 0.299		
LAP	SECTOR 1	SECTOR 2	LAP TIME	MPH	DIFF	TIME OF DAY
1 -		37.187	2:22.099	68.20	8.024	12:09:22.770
2 -	1:39.866	36.951	2:16.817	70.83	2.742	12:11:39.587
3 -	1:40.157	36.984	2:17.141	70.66	3.066	12:13:56.728
4 -	1:38.203	36.468	2:14.671 (2)	71.96	0.596	12:16:11.399
5 -	1:38.631	36.775	2:15.406 (3)	71.57	1.331	12:18:26.805
6 -	1:37.308	36.767	2:14.075 (1)	72.28		12:20:40.880

P21 99 C		Paul FIRTH		Yamaha TZR250 - Joanne Porter		
IDEAL LAP TIME : 2:19.120		BEST LAP TIME : 2:19.120		DIFFERENCE : 0.000		
LAP	SECTOR 1	SECTOR 2	LAP TIME	MPH	DIFF	TIME OF DAY
1 -		39.149	2:30.906	64.22	11.786	12:09:31.577
2 -	1:45.019	39.459	2:24.478	67.07	5.358	12:11:56.055
3 -	1:43.939	38.238	2:22.177 (3)	68.16	3.057	12:14:18.232
4 -	1:43.042	38.034	2:21.076 (2)	68.69	1.956	12:16:39.308
5 -	1:41.479	37.641	2:19.120 (1)	69.66		12:18:58.428

P22 59		Neil HESMAN		Yamaha RD350R - The Village Websmith - Farkham Hall		
IDEAL LAP TIME : 2:28.155		BEST LAP TIME : 2:28.527		DIFFERENCE : 0.372		
LAP	SECTOR 1	SECTOR 2	LAP TIME	MPH	DIFF	TIME OF DAY
1 -		41.471	2:38.663	61.08	10.136	12:09:39.334
2 -	1:48.684	40.919	2:29.603 (3)	64.78	1.076	12:12:08.937
3 -	1:47.249	41.966	2:29.215 (2)	64.94	0.688	12:14:38.152
4 -	1:47.236	41.291	2:28.527 (1)	65.24		12:17:06.679
5 -	1:51.232	42.072	2:33.304	63.21	4.777	12:19:39.983

P23 199 C		Michael FROST		Yamaha TZR250 -		
IDEAL LAP TIME : 2:15.860		BEST LAP TIME : 2:16.051		DIFFERENCE : 0.191		
LAP	SECTOR 1	SECTOR 2	LAP TIME	MPH	DIFF	TIME OF DAY
1 -		36.698	2:23.668	67.45	7.617	12:09:24.339
2 -	1:39.162	36.889	2:16.051 (1)	71.23		12:11:40.390
3 -	1:40.727	36.788	2:17.515 (2)	70.47	1.464	12:13:57.905

P24 75		Anthony JOHNSON		Yamaha TZR 250 - INTA MOTORCYCLE SERVICES LTD		
IDEAL LAP TIME : 1:57.547		BEST LAP TIME :		DIFFERENCE :		
LAP	SECTOR 1	SECTOR 2	LAP TIME	MPH	DIFF	TIME OF DAY
1 -		32.299	2:06.315	76.72		12:09:06.986

BMCRC - MRO Championships 2022 - Rnd 4 @ Oulton Park

DFDS Yamaha Past Masters

RACE 3 - BEST SECTORS

SECTOR 1			SECTOR 2			IDEAL / BEST COMPARISON						
POS	NO	NAME	TIME	NO	NAME	TIME	POS	NO	NAME	IDEAL	BEST	DIFF
									PERFECT LAP	1:55.098		
1	81	GRANT	1:23.804	30	COOPER	31.294	1	81	GRANT	1:55.244	1:55.702	0.458
2	30	COOPER	1:24.014	81	GRANT	31.440	2	30	COOPER	1:55.308	1:55.620	0.312
3	19	BRANTON	1:24.136	51	WHOLEY	31.458	3	51	WHOLEY	1:55.594	1:55.594	0.000
4	51	WHOLEY	1:24.136	19	BRANTON	31.591	4	19	BRANTON	1:55.727	1:56.193	0.466
5	75	JOHNSON	1:25.248	75	JOHNSON	32.299	5	75	JOHNSON	1:57.547		
6	57	MOOK	1:25.532	57	MOOK	32.417	6	57	MOOK	1:57.949	1:58.302	0.353
7	8	BALL	1:27.400	8	BALL	32.763	7	8	BALL	2:00.163	2:00.888	0.725
8	92	MOOK	1:27.600	60	GOUGH	32.825	8	74	WHITBY	2:00.463	2:00.920	0.457
9	74	WHITBY	1:27.620	74	WHITBY	32.843	9	55	TOLAND	2:00.712	2:01.594	0.882
10	55	TOLAND	1:27.792	55	TOLAND	32.920	10	92	MOOK	2:00.825	2:01.565	0.740
11	60	GOUGH	1:28.674	29	CRIPPS	33.156	11	60	GOUGH	2:01.499	2:01.816	0.317
12	29	CRIPPS	1:29.127	92	MOOK	33.225	12	29	CRIPPS	2:02.283	2:02.446	0.163
13	26	LEE	1:29.948	72	HAMILTON	33.543	13	26	LEE	2:04.250	2:04.503	0.253
14	76	HIGERTY	1:30.513	26	LEE	34.302	14	72	HAMILTON	2:04.276	2:04.683	0.407
15	28	McCARTER	1:30.584	76	HIGERTY	34.338	15	76	HIGERTY	2:04.851	2:04.851	0.000
16	72	HAMILTON	1:30.733	28	McCARTER	34.737	16	28	McCARTER	2:05.321	2:05.321	0.000
17	73	TURNER	1:33.468	69	ELLERAY	34.987	17	69	ELLERAY	2:08.514	2:09.192	0.678
18	69	ELLERAY	1:33.527	73	TURNER	35.626	18	73	TURNER	2:09.094	2:09.279	0.185
19	100	PINCHES	1:34.644	46	MARSHALL	35.767	19	100	PINCHES	2:10.646	2:10.646	0.000
20	46	MARSHALL	1:34.937	100	PINCHES	36.002	20	46	MARSHALL	2:10.704	2:10.724	0.020
21	62	PATERSON	1:37.308	62	PATERSON	36.468	21	62	PATERSON	2:13.776	2:14.075	0.299
22	199	FROST	1:39.162	199	FROST	36.698	22	199	FROST	2:15.860	2:16.051	0.191
23	99	FIRTH	1:41.479	99	FIRTH	37.641	23	99	FIRTH	2:19.120	2:19.120	0.000
24	59	HESMAN	1:47.236	59	HESMAN	40.919	24	59	HESMAN	2:28.155	2:28.527	0.372
25												

BMCRC - MRO Championships 2022 - Rnd 4 @ Oulton Park

DFDS Yamaha Past Masters

RACE 3 - STATISTICS

Competitors Started	24
Planned Start	2022-06-03 @ 12:20:00.000
Actual Start	2022-06-03 @ 12:07:00.670
Finish Time	2022-06-03 @ 12:18:47.115
Track Length	2.6920mi.
Total Laps	134
Total Distance Covered	360.7318mi.

Session Fastest Lap History

NO	CL	NAME	LAP TIME	TIME OF DAY	LAP	VEHICLE
19		Peter BRANTON	1:57.487	12:11:01.836	2	Yamaha TZR 250
81		Scott GRANT	1:57.402	12:11:02.640	2	Yamaha TZR250
19		Peter BRANTON	1:56.209	12:12:58.045	3	Yamaha TZR 250
81		Scott GRANT	1:55.702	12:12:58.341	3	Yamaha TZR250
30		Alan COOPER	1:55.620	12:12:58.870	3	Yamaha TZR250
51		Kevin WHOLEY	1:55.594	12:18:47.663	6	Yamaha TZR250

Session Leader History

NO	CL	NAME	FROM LAP	LAPS LED	DISTANCE	VEHICLE
51		Kevin WHOLEY	1	1	2.69 miles	Yamaha TZR250
19		Peter BRANTON	2	5	13.46 miles	Yamaha TZR 250

Flag History

TYPE	TIME OF DAY
GREEN	12:07:00.670
FINISH	12:18:47.115

Flag Statistics

TYPE	COUNT	TOTAL LAPS	TOTAL TIME
Green	1	6	13:55.088
Red	0	0	0.000
Safety Car	0	0	0.000
FCY	0	0	0.000

BMCRC - MRO Championships 2022 - Rnd 4 @ Oulton Park

DFDS Yamaha Past Masters

RACE 3 - STATISTICS

CLASS :

13 Starters

Fastest Lap History

NO	NAME	LAP TIME	TIME OF DAY	LAP	VEHICLE
19	Peter BRANTON	1:57.487	12:11:01.836	2	Yamaha TZR 250
81	Scott GRANT	1:57.402	12:11:02.640	2	Yamaha TZR250
19	Peter BRANTON	1:56.209	12:12:58.045	3	Yamaha TZR 250
81	Scott GRANT	1:55.702	12:12:58.341	3	Yamaha TZR250
30	Alan COOPER	1:55.620	12:12:58.870	3	Yamaha TZR250
51	Kevin WHOLEY	1:55.594	12:18:47.663	6	Yamaha TZR250

Leader History

NO	NAME	FROM LAP	LAPS LED	DISTANCE	VEHICLE
51	Kevin WHOLEY	1	1	2.69 miles	Yamaha TZR250
19	Peter BRANTON	2	5	13.46 miles	Yamaha TZR 250

BMCRC - MRO Championships 2022 - Rnd 4 @ Oulton Park

DFDS Yamaha Past Masters

RACE 3 - STATISTICS

CLASS : C

10 Starters

Fastest Lap History

NO	NAME	LAP TIME	TIME OF DAY	LAP	VEHICLE
92	Andrew MOOK	2:04.003	12:11:14.707	2	Yamaha TZR250
60	Daniel GOUGH	2:03.799	12:11:14.821	2	Yamaha TZR 250
92	Andrew MOOK	2:03.248	12:13:17.954	3	Yamaha TZR250
60	Daniel GOUGH	2:02.594	12:15:20.716	4	Yamaha TZR 250
60	Daniel GOUGH	2:01.816	12:17:22.532	5	Yamaha TZR 250
92	Andrew MOOK	2:01.736	12:17:22.646	5	Yamaha TZR250
92	Andrew MOOK	2:01.565	12:19:24.210	6	Yamaha TZR250

Leader History

NO	NAME	FROM LAP	LAPS LED	DISTANCE	VEHICLE
92	Andrew MOOK	1	3	8.07 miles	Yamaha TZR250
60	Daniel GOUGH	4	2	5.38 miles	Yamaha TZR 250
92	Andrew MOOK	6	1	2.69 miles	Yamaha TZR250

BMCRC - MRO Championships 2022 - Rnd 4 @ Oulton Park

DFDS Yamaha Past Masters

RACE 3 - STATISTICS

CLASS : R

1 Starters

Fastest Lap History

NO	NAME	LAP TIME	TIME OF DAY	LAP	VEHICLE
100	Michael PINCHES	2:16.034	12:11:39.986	2	Yamaha TZR 250
100	Michael PINCHES	2:14.077	12:18:27.597	5	Yamaha TZR 250
100	Michael PINCHES	2:10.646	12:20:38.244	6	Yamaha TZR 250

Leader History

NO	NAME	FROM LAP	LAPS LED	DISTANCE	VEHICLE
100	Michael PINCHES	1	6	16.15 miles	Yamaha TZR 250

BMCRC - MRO Championships 2022 - Rnd 4 @ Oulton Park
DFDS Yamaha Past Masters
RACE 13 - GRID (6 Laps)

ROW 9		26	333 Mark STUBBERFIELD	25	75 Anthony JOHNSON		
ROW 8	24	3 Dan NEMATI	23	59 Neil HESMAN 2:28.527	22	99 Paul FIRTH 2:19.120	
ROW 7		21	199 Michael FROST 2:16.051	20	62 David PATERSON 2:14.075	19	46 Kevin MARSHALL 2:10.724
ROW 6	18	100 Michael PINCHES 2:10.646	17	73 Colvin TURNER 2:09.279	16	69 Mark ELLERAY 2:09.192	
ROW 5		15	28 Liam McCARTER 2:05.321	14	76 Kev HIGERTY 2:04.851	13	72 John HAMILTON 2:04.683
ROW 4	12	26 Damian LEE 2:04.503	11	29 Derek CRIPPS 2:02.446	10	60 Daniel GOUGH 2:01.816	
ROW 3		9	55 Paul TOLAND 2:01.594	8	92 Andrew MOOK 2:01.565	7	74 Paul WHITBY 2:00.920
ROW 2	6	8 David BALL 2:00.888	5	57 Geoff MOOK 1:58.302	4	19 Peter BRANTON 1:56.193	
ROW 1		3	81 Scott GRANT 1:55.702	2	30 Alan COOPER 1:55.620	1	51 Kevin WHOLEY 1:55.594 Pole

Oulton Park International: 2.6920 miles

These results are provisional until the conclusion of any judicial and technical matters.

Clerk Of Course :	Stewards :	Timekeeper : Richard Evans
-------------------	------------	----------------------------

 Results can be found at www.tsl-timing.com

Printed - 12:26 Friday, 03 June 2022



BMCRC - MRO Championships 2022 - Rnd 4 @ Oulton Park
DFDS Yamaha Past Masters
RACE 13 - CLASSIFICATION

POS	NO	CL	PIC NAME	ENTRY	LAPS	TIME	GAP	DIFF	MPH	BEST	ON
1	19		1 Peter BRANTON	Yamaha TZR 250 - Exactweld Racing	4	7:51.865			82.15	1:56.344	3
2	51		2 Kevin WHOLEY	Yamaha TZR250 - Twistgrip Motorcycles	4	7:52.037	0.172	0.172	82.12	1:56.318	3
3	30		3 Alan COOPER	Yamaha TZR250 - Twistgrip Motorcycles	4	7:52.200	0.335	0.163	82.09	1:55.541	3
4	81		4 Scott GRANT	Yamaha TZR250 - Katie, Mum and Dad	4	7:56.325	4.460	4.125	81.38	1:57.118	3
5	57		5 Geoff MOOK	Yamaha TZR 250 -	4	8:06.861	14.996	10.536	79.62	1:59.479	3
6	74		6 Paul WHITBY	Yamaha TZR 250 - Greybridge Ltd	4	8:07.917	16.052	1.056	79.45	2:00.108	2
7	55		7 Paul TOLAND	Yamaha TZR250 - Kippers keys	4	8:08.314	16.449	0.397	79.38	1:59.120	2
8	8		8 David BALL	Yamaha TZR250 - Gardiner Page and Roe pension t	4	8:20.674	28.809	12.360	77.42	2:02.848	2
9	92	C	1 Andrew MOOK	Yamaha TZR250 -	4	8:20.984	29.119	0.310	77.37	2:02.293	3
10	60	C	2 Daniel GOUGH	Yamaha TZR 250 - Kieran Lewis/G Force Mc	4	8:21.165	29.300	0.181	77.35	2:03.635	2
11	29		9 Derek CRIPPS	Yamaha TZR250 - Kelly Cripps - Team FBR	4	8:22.136	30.271	0.971	77.20	2:01.844	2
12	26	C	3 Damian LEE	Yamaha TZR250 - Leed Autos	4	8:28.691	36.826	6.555	76.20	2:04.503	3
13	28		10 Liam McCARTER	Yamaha TZR250 - Katie McCarter	4	8:29.582	37.717	0.891	76.07	2:04.592	2
14	76	C	4 Kev HIGERTY	Yamaha TZR250 - Aitch Racing	4	8:41.540	49.675	11.958	74.32	2:07.246	2
15	73	C	5 Colvin TURNER	Yamaha TZR250 -	4	8:51.091	59.226	9.551	72.99	2:08.264	2
16	46		11 Kevin MARSHALL	Yamaha TZR250 - Stacey Processing	4	9:01.467	1:09.602	10.376	71.59	2:11.983	2
17	100	R	1 Michael PINCHES	Yamaha TZR 250 - www.ypmrc.co.uk	4	9:02.090	1:10.225	0.623	71.51	2:13.377	2
18	69	C	6 Mark ELLERAY	Yamaha TZR250 - Abbot Solutions Ltd	4	9:07.515	1:15.650	5.425	70.80	2:13.452	2
19	62	C	7 David PATERSON	Yamaha TZR 2MA - The love of a good woman	4	9:31.021	1:39.156	23.506	67.88	2:19.588	2
20	99	C	8 Paul FIRTH	Yamaha TZR250 - Joanne Porter	4	9:50.225	1:58.360	19.204	65.67	2:25.312	3

NOT CLASSIFIED

DNF	75		Anthony JOHNSON	Yamaha TZR 250 - INTA MOTORCYCLE SERVICE	2	4:05.623	2 Laps	2 Laps	78.91	1:58.613	2
DNF	72	C	John HAMILTON	Yamaha TRZ250 - LW Racing	2	4:14.022	2 Laps	8.399	76.30	2:03.835	2

FASTEST LAP

	30		Alan COOPER	Yamaha TZR250 - Twistgrip Motorcycles	3	1:55.541			83.87 mph	134.98 kph	
	92	C	Andrew MOOK	Yamaha TZR250 -	3	2:02.293			79.24 mph	127.53 kph	
	100	R	Michael PINCHES	Yamaha TZR 250 - www.ypmrc.co.uk	2	2:13.377			72.66 mph	116.93 kph	

Class - 92.5% of Race Speed = 75.98 mph
 Class C - 92.5% of Race Speed = 71.56 mph
 Class R - 92.5% of Race Speed = 66.14 mph

Weather / Track : Cloudy / Dry

These results are provisional until the conclusion of any judicial and technical matters.

Race Distance: 4 Laps / 10.76 miles
 Oulton Park International: 2.6920 miles
 Date: 03/06/2022 Start: 16:05 Finish: 16:13

Clerk Of Course :	Stewards :	Timekeeper : Richard Evans
-------------------	------------	----------------------------

Results can be found at www.tsl-timing.com

Printed - 16:15 Friday, 03 June 2022



BMCRC - MRO Championships 2022 - Rnd 4 @ Oulton Park

DFDS Yamaha Past Masters

RACE 13 - LAP CHART

LAP 1 @ 16:07:35.458

NO	BEHIND	LAP TIME
19		2:01.620
51	0.543	2:02.163
81	1.372	2:02.992
30	1.609	2:03.229
57	3.634	2:05.254
74	3.799	2:05.419
75	5.390	2:07.010
55	5.469	2:07.089
8	6.450	2:08.070
60	7.513	2:09.133
29	7.772	2:09.392
72	8.567	2:10.187
92	8.815	2:10.435
28	10.529	2:12.149
26	10.736	2:12.356
76	11.782	2:13.402
73	14.590	2:16.210
46	16.639	2:18.259
100	18.863	2:20.483
62	23.467	2:25.087
69	24.195	2:25.815
99	30.498	2:32.118

LAP 2 @ 16:09:32.385

NO	BEHIND	LAP TIME
19		1:56.927
51	0.131	1:56.515
30	1.798	1:57.116
81	2.113	1:57.668
74	6.980	2:00.108
75	7.076	1:58.613
57	7.328	2:00.621
55	7.662	1:59.120
8	12.371	2:02.848
29	12.689	2:01.844
60	14.221	2:03.635
92	14.745	2:02.857
72	15.475	2:03.835
28	18.194	2:04.592
26	18.452	2:04.643
76	22.101	2:07.246
73	25.927	2:08.264
46	31.695	2:11.983
100	35.313	2:13.377
69	40.720	2:13.452
62	46.128	2:19.588
99	59.912	2:26.341

LAP 3 @ 16:11:28.729

NO	BEHIND	LAP TIME
19		1:56.344
51	0.105	1:56.318
30	0.995	1:55.541
81	2.887	1:57.118
57	10.463	1:59.479
74	12.277	2:01.641
55	12.678	2:01.360
8	20.658	2:04.631
92	20.694	2:02.293
60	21.672	2:03.795
29	21.713	2:05.368
26	26.611	2:04.503

28	27.480	2:05.630
76	34.111	2:08.354
73	40.134	2:10.551
46	48.852	2:13.501
100	52.653	2:13.684
69	57.932	2:13.556
62	1:11.102	2:21.318
99	1:28.880	2:25.312

LAP 4 @ 16:13:25.703

NO	BEHIND	LAP TIME
19		1:56.974
51	0.172	1:57.041
30	0.335	1:56.314
81	4.460	1:58.547
57	14.996	2:01.507
74	16.052	2:00.749
55	16.449	2:00.745
8	28.809	2:05.125
92	29.119	2:05.399
60	29.300	2:04.602
29	30.271	2:05.532
26	36.826	2:07.189
28	37.717	2:07.211
76	49.675	2:12.538
73	59.226	2:16.066
46	1:09.602	2:17.724
100	1:10.225	2:14.546
69	1:15.650	2:14.692
62	1:39.156	2:25.028
99	1:58.360	2:26.454

BMCRC - MRO Championships 2022 - Rnd 4 @ Oulton Park

DFDS Yamaha Past Masters

RACE 13 - SECTOR ANALYSIS



SECTOR 1 = FL to I1, SECTOR 2 = I1 to FL, DIFF = Difference To Personal Best Lap, P = Crossed Finish Line in Pit Lane, D = Time Disallowed

P1 19		Peter BRANTON		Yamaha TZR 250 - Exactweld Racing		
IDEAL LAP TIME : 1:56.308		BEST LAP TIME : 1:56.344		DIFFERENCE : 0.036		
LAP	SECTOR 1	SECTOR 2	LAP TIME	MPH	DIFF	TIME OF DAY
1 -		31.980	2:01.620	79.68	5.276	16:07:35.458
2 -	1:24.835	32.092	1:56.927 (2)	82.88	0.583	16:09:32.385
3 -	1:24.328	32.016	1:56.344 (1)	83.29		16:11:28.729
4 -	1:24.562	32.412	1:56.974 (3)	82.85	0.630	16:13:25.703

P2 51		Kevin WHOLEY		Yamaha TZR250 - Twistgrip Motorcycles		
IDEAL LAP TIME : 1:56.124		BEST LAP TIME : 1:56.318		DIFFERENCE : 0.194		
LAP	SECTOR 1	SECTOR 2	LAP TIME	MPH	DIFF	TIME OF DAY
1 -		32.256	2:02.163	79.33	5.845	16:07:36.001
2 -	1:24.702	31.813	1:56.515 (2)	83.17	0.197	16:09:32.516
3 -	1:24.542	31.776	1:56.318 (1)	83.31		16:11:28.834
4 -	1:24.348	32.693	1:57.041 (3)	82.80	0.723	16:13:25.875

P3 30		Alan COOPER		Yamaha TZR250 - Twistgrip Motorcycles		
IDEAL LAP TIME : 1:55.541		BEST LAP TIME : 1:55.541		DIFFERENCE : 0.000		
LAP	SECTOR 1	SECTOR 2	LAP TIME	MPH	DIFF	TIME OF DAY
1 -		31.971	2:03.229	78.64	7.688	16:07:37.067
2 -	1:25.428	31.688	1:57.116 (3)	82.74	1.575	16:09:34.183
3 -	1:24.017	31.524	1:55.541 (1)	83.87		16:11:29.724
4 -	1:24.496	31.818	1:56.314 (2)	83.32	0.773	16:13:26.038

P4 81		Scott GRANT		Yamaha TZR250 - Katie, Mum and Dad		
IDEAL LAP TIME : 1:56.654		BEST LAP TIME : 1:57.118		DIFFERENCE : 0.464		
LAP	SECTOR 1	SECTOR 2	LAP TIME	MPH	DIFF	TIME OF DAY
1 -		32.070	2:02.992	78.79	5.874	16:07:36.830
2 -	1:25.479	32.189	1:57.668 (2)	82.36	0.550	16:09:34.498
3 -	1:24.584	32.534	1:57.118 (1)	82.74		16:11:31.616
4 -	1:25.754	32.793	1:58.547 (3)	81.75	1.429	16:13:30.163

P5 57		Geoff MOOK		Yamaha TZR 250 -		
IDEAL LAP TIME : 1:59.061		BEST LAP TIME : 1:59.479		DIFFERENCE : 0.418		
LAP	SECTOR 1	SECTOR 2	LAP TIME	MPH	DIFF	TIME OF DAY
1 -		32.589	2:05.254	77.37	5.775	16:07:39.092
2 -	1:27.572	33.049	2:00.621 (2)	80.34	1.142	16:09:39.713
3 -	1:26.472	33.007	1:59.479 (1)	81.11		16:11:39.192
4 -	1:27.490	34.017	2:01.507 (3)	79.75	2.028	16:13:40.699

P6 74		Paul WHITBY		Yamaha TZR 250 - Greybridge Ltd		
IDEAL LAP TIME : 1:59.869		BEST LAP TIME : 2:00.108		DIFFERENCE : 0.239		
LAP	SECTOR 1	SECTOR 2	LAP TIME	MPH	DIFF	TIME OF DAY
1 -		32.918	2:05.419	77.27	5.311	16:07:39.257
2 -	1:26.951	33.157	2:00.108 (1)	80.68		16:09:39.365
3 -	1:28.692	32.949	2:01.641 (3)	79.67	1.533	16:11:41.006
4 -	1:27.616	33.133	2:00.749 (2)	80.25	0.641	16:13:41.755

P7 55		Paul TOLAND		Yamaha TZR250 - Kippers keys		
IDEAL LAP TIME : 1:59.120		BEST LAP TIME : 1:59.120		DIFFERENCE : 0.000		
LAP	SECTOR 1	SECTOR 2	LAP TIME	MPH	DIFF	TIME OF DAY
1 -		32.734	2:07.089	76.25	7.969	16:07:40.927
2 -	1:26.505	32.615	1:59.120 (1)	81.35		16:09:40.047
3 -	1:28.355	33.005	2:01.360 (3)	79.85	2.240	16:11:41.407
4 -	1:27.306	33.439	2:00.745 (2)	80.26	1.625	16:13:42.152

BMCRC - MRO Championships 2022 - Rnd 4 @ Oulton Park

DFDS Yamaha Past Masters

RACE 13 - SECTOR ANALYSIS



SECTOR 1 = FL to I1, SECTOR 2 = I1 to FL, DIFF = Difference To Personal Best Lap, P = Crossed Finish Line in Pit Lane, D = Time Disallowed

P8		8		David BALL		Yamaha TZR250 - Gardiner Page and Roe pension consultants	
IDEAL LAP TIME : 2:02.547		BEST LAP TIME : 2:02.848		DIFFERENCE : 0.301			
LAP	SECTOR 1	SECTOR 2	LAP TIME	MPH	DIFF	TIME OF DAY	
1 -		33.669	2:08.070	75.67	5.222	16:07:41.908	
2 -	1:28.878	33.970	2:02.848 (1)	78.88		16:09:44.756	
3 -	1:30.395	34.236	2:04.631 (2)	77.75	1.783	16:11:49.387	
4 -	1:30.506	34.619	2:05.125 (3)	77.45	2.277	16:13:54.512	

P9		92 C		Andrew MOOK		Yamaha TZR250 -	
IDEAL LAP TIME : 2:01.802		BEST LAP TIME : 2:02.293		DIFFERENCE : 0.491			
LAP	SECTOR 1	SECTOR 2	LAP TIME	MPH	DIFF	TIME OF DAY	
1 -		33.315	2:10.435	74.29	8.142	16:07:44.273	
2 -	1:29.241	33.616	2:02.857 (2)	78.88	0.564	16:09:47.130	
3 -	1:28.487	33.806	2:02.293 (1)	79.24		16:11:49.423	
4 -	1:30.714	34.685	2:05.399 (3)	77.28	3.106	16:13:54.822	

P10		60 C		Daniel GOUGH		Yamaha TZR 250 - Kieran Lewis/G Force Mc	
IDEAL LAP TIME : 2:03.597		BEST LAP TIME : 2:03.635		DIFFERENCE : 0.038			
LAP	SECTOR 1	SECTOR 2	LAP TIME	MPH	DIFF	TIME OF DAY	
1 -		33.611	2:09.133	75.04	5.498	16:07:42.971	
2 -	1:29.990	33.645	2:03.635 (1)	78.38		16:09:46.606	
3 -	1:29.986	33.809	2:03.795 (2)	78.28	0.160	16:11:50.401	
4 -	1:30.756	33.846	2:04.602 (3)	77.77	0.967	16:13:55.003	

P11		29		Derek CRIPPS		Yamaha TZR250 - Kelly Cripps - Team FBR	
IDEAL LAP TIME : 2:01.844		BEST LAP TIME : 2:01.844		DIFFERENCE : 0.000			
LAP	SECTOR 1	SECTOR 2	LAP TIME	MPH	DIFF	TIME OF DAY	
1 -		33.401	2:09.392	74.89	7.548	16:07:43.230	
2 -	1:28.568	33.276	2:01.844 (1)	79.53		16:09:45.074	
3 -	1:31.025	34.343	2:05.368 (2)	77.30	3.524	16:11:50.442	
4 -	1:31.032	34.500	2:05.532 (3)	77.20	3.688	16:13:55.974	

P12		26 C		Damian LEE		Yamaha TZR250 - Leed Autos	
IDEAL LAP TIME : 2:04.146		BEST LAP TIME : 2:04.503		DIFFERENCE : 0.357			
LAP	SECTOR 1	SECTOR 2	LAP TIME	MPH	DIFF	TIME OF DAY	
1 -		34.302	2:12.356	73.22	7.853	16:07:46.194	
2 -	1:29.844	34.799	2:04.643 (2)	77.75	0.140	16:09:50.837	
3 -	1:29.978	34.525	2:04.503 (1)	77.83		16:11:55.340	
4 -	1:31.297	35.892	2:07.189 (3)	76.19	2.686	16:14:02.529	

P13		28		Liam McCARTER		Yamaha TZR250 - Katie McCarter	
IDEAL LAP TIME : 2:04.003		BEST LAP TIME : 2:04.592		DIFFERENCE : 0.589			
LAP	SECTOR 1	SECTOR 2	LAP TIME	MPH	DIFF	TIME OF DAY	
1 -		34.285	2:12.149	73.33	7.557	16:07:45.987	
2 -	1:29.718	34.874	2:04.592 (1)	77.78		16:09:50.579	
3 -	1:30.606	35.024	2:05.630 (2)	77.14	1.038	16:11:56.209	
4 -	1:31.619	35.592	2:07.211 (3)	76.18	2.619	16:14:03.420	

P14		76 C		Kev HIGERTY		Yamaha TZR250 - Aitch Racing	
IDEAL LAP TIME : 2:06.995		BEST LAP TIME : 2:07.246		DIFFERENCE : 0.251			
LAP	SECTOR 1	SECTOR 2	LAP TIME	MPH	DIFF	TIME OF DAY	
1 -		34.524	2:13.402	72.64	6.156	16:07:47.240	
2 -	1:32.471	34.775	2:07.246 (1)	76.16		16:09:54.486	
3 -	1:33.603	34.751	2:08.354 (2)	75.50	1.108	16:12:02.840	
4 -	1:36.364	36.174	2:12.538 (3)	73.12	5.292	16:14:15.378	

BMCRC - MRO Championships 2022 - Rnd 4 @ Oulton Park

DFDS Yamaha Past Masters

RACE 13 - SECTOR ANALYSIS



SECTOR 1 = FL to I1, SECTOR 2 = I1 to FL, DIFF = Difference To Personal Best Lap, P = Crossed Finish Line in Pit Lane, D = Time Disallowed

P15 73 C		Colvin TURNER		Yamaha TZR250 -		
IDEAL LAP TIME : 2:08.090		BEST LAP TIME : 2:08.264		DIFFERENCE : 0.174		
LAP	SECTOR 1	SECTOR 2	LAP TIME	MPH	DIFF	TIME OF DAY
1 -		35.350	2:16.210	71.14	7.946	16:07:50.048
2 -	1:32.740	35.524	2:08.264 (1)	75.55		16:09:58.312
3 -	1:34.086	36.465	2:10.551 (2)	74.23	2.287	16:12:08.863
4 -	1:37.595	38.471	2:16.066 (3)	71.22	7.802	16:14:24.929

P16 46		Kevin MARSHALL		Yamaha TZR250 - Stacey Processing		
IDEAL LAP TIME : 2:11.186		BEST LAP TIME : 2:11.983		DIFFERENCE : 0.797		
LAP	SECTOR 1	SECTOR 2	LAP TIME	MPH	DIFF	TIME OF DAY
1 -		35.659	2:18.259	70.09	6.276	16:07:52.097
2 -	1:35.527	36.456	2:11.983 (1)	73.42		16:10:04.080
3 -	1:36.639	36.862	2:13.501 (2)	72.59	1.518	16:12:17.581
4 -	1:39.989	37.735	2:17.724 (3)	70.36	5.741	16:14:35.305

P17 100 R		Michael PINCHES		Yamaha TZR 250 - www.ypmrc.co.uk		
IDEAL LAP TIME : 2:13.302		BEST LAP TIME : 2:13.377		DIFFERENCE : 0.075		
LAP	SECTOR 1	SECTOR 2	LAP TIME	MPH	DIFF	TIME OF DAY
1 -		36.944	2:20.483	68.98	7.106	16:07:54.321
2 -	1:36.692	36.685	2:13.377 (1)	72.66		16:10:07.698
3 -	1:37.074	36.610	2:13.684 (2)	72.49	0.307	16:12:21.382
4 -	1:37.887	36.659	2:14.546 (3)	72.02	1.169	16:14:35.928

P18 69 C		Mark ELLERAY		Yamaha TZR250 - Abbot Solutions Ltd		
IDEAL LAP TIME : 2:13.336		BEST LAP TIME : 2:13.452		DIFFERENCE : 0.116		
LAP	SECTOR 1	SECTOR 2	LAP TIME	MPH	DIFF	TIME OF DAY
1 -		37.958	2:25.815	66.46	12.363	16:07:59.653
2 -	1:37.212	36.240	2:13.452 (1)	72.62		16:10:13.105
3 -	1:37.432	36.124	2:13.556 (2)	72.56	0.104	16:12:26.661
4 -	1:38.364	36.328	2:14.692 (3)	71.95	1.240	16:14:41.353

P19 62 C		David PATERSON		Yamaha TZR 2MA - The love of a good woman		
IDEAL LAP TIME : 2:18.984		BEST LAP TIME : 2:19.588		DIFFERENCE : 0.604		
LAP	SECTOR 1	SECTOR 2	LAP TIME	MPH	DIFF	TIME OF DAY
1 -		37.708	2:25.087	66.79	5.499	16:07:58.925
2 -	1:41.276	38.312	2:19.588 (1)	69.42		16:10:18.513
3 -	1:42.516	38.802	2:21.318 (2)	68.57	1.730	16:12:39.831
4 -	1:44.759	40.269	2:25.028 (3)	66.82	5.440	16:15:04.859

P20 99 C		Paul FIRTH		Yamaha TZR250 - Joanne Porter		
IDEAL LAP TIME : 2:24.804		BEST LAP TIME : 2:25.312		DIFFERENCE : 0.508		
LAP	SECTOR 1	SECTOR 2	LAP TIME	MPH	DIFF	TIME OF DAY
1 -		40.111	2:32.118	63.70	6.806	16:08:05.956
2 -	1:46.132	40.209	2:26.341 (2)	66.22	1.029	16:10:32.297
3 -	1:46.640	38.672	2:25.312 (1)	66.69		16:12:57.609
4 -	1:47.107	39.347	2:26.454 (3)	66.17	1.142	16:15:24.063

P21 75		Anthony JOHNSON		Yamaha TZR 250 - INTA MOTORCYCLE SERVICES LTD		
IDEAL LAP TIME : 1:58.605		BEST LAP TIME : 1:58.613		DIFFERENCE : 0.008		
LAP	SECTOR 1	SECTOR 2	LAP TIME	MPH	DIFF	TIME OF DAY
1 -		32.409	2:07.010	76.30	8.397	16:07:40.848
2 -	1:26.196	32.417	1:58.613 (1)	81.70		16:09:39.461

BMCRC - MRO Championships 2022 - Rnd 4 @ Oulton Park

DFDS Yamaha Past Masters

RACE 13 - SECTOR ANALYSIS



SECTOR 1 = FL to I1, SECTOR 2 = I1 to FL, DIFF = Difference To Personal Best Lap, P = Crossed Finish Line in Pit Lane, D = Time Disallowed

P22 72 C		John HAMILTON		Yamaha TRZ250 - LW Racing			
IDEAL LAP TIME : 2:03.721		BEST LAP TIME : 2:03.835		DIFFERENCE : 0.114			
LAP	SECTOR 1	SECTOR 2	LAP TIME	MPH	DIFF	TIME OF DAY	
1 -		33.454	2:10.187	74.44	6.352	16:07:44.025	
2 -	1:30.267	33.568	2:03.835 (1)	78.25		16:09:47.860	

BMCRC - MRO Championships 2022 - Rnd 4 @ Oulton Park

DFDS Yamaha Past Masters

RACE 13 - BEST SECTORS

SECTOR 1			SECTOR 2			IDEAL / BEST COMPARISON						
POS	NO	NAME	TIME	NO	NAME	TIME	POS	NO	NAME	IDEAL	BEST	DIFF
									PERFECT LAP	1:55.541		
1	30	COOPER	1:24.017	30	COOPER	31.524	1	30	COOPER	1:55.541	1:55.541	0.000
2	19	BRANTON	1:24.328	51	WHOLEY	31.776	2	51	WHOLEY	1:56.124	1:56.318	0.194
3	51	WHOLEY	1:24.348	19	BRANTON	31.980	3	19	BRANTON	1:56.308	1:56.344	0.036
4	81	GRANT	1:24.584	81	GRANT	32.070	4	81	GRANT	1:56.654	1:57.118	0.464
5	75	JOHNSON	1:26.196	75	JOHNSON	32.409	5	75	JOHNSON	1:58.605	1:58.613	0.008
6	57	MOOK	1:26.472	57	MOOK	32.589	6	57	MOOK	1:59.061	1:59.479	0.418
7	55	TOLAND	1:26.505	55	TOLAND	32.615	7	55	TOLAND	1:59.120	1:59.120	0.000
8	74	WHITBY	1:26.951	74	WHITBY	32.918	8	74	WHITBY	1:59.869	2:00.108	0.239
9	92	MOOK	1:28.487	29	CRIPPS	33.276	9	92	MOOK	2:01.802	2:02.293	0.491
10	29	CRIPPS	1:28.568	92	MOOK	33.315	10	29	CRIPPS	2:01.844	2:01.844	0.000
11	8	BALL	1:28.878	72	HAMILTON	33.454	11	8	BALL	2:02.547	2:02.848	0.301
12	28	McCARTER	1:29.718	60	GOUGH	33.611	12	60	GOUGH	2:03.597	2:03.635	0.038
13	26	LEE	1:29.844	8	BALL	33.669	13	72	HAMILTON	2:03.721	2:03.835	0.114
14	60	GOUGH	1:29.986	28	McCARTER	34.285	14	28	McCARTER	2:04.003	2:04.592	0.589
15	72	HAMILTON	1:30.267	26	LEE	34.302	15	26	LEE	2:04.146	2:04.503	0.357
16	76	HIGERTY	1:32.471	76	HIGERTY	34.524	16	76	HIGERTY	2:06.995	2:07.246	0.251
17	73	TURNER	1:32.740	73	TURNER	35.350	17	73	TURNER	2:08.090	2:08.264	0.174
18	46	MARSHALL	1:35.527	46	MARSHALL	35.659	18	46	MARSHALL	2:11.186	2:11.983	0.797
19	100	PINCHES	1:36.692	69	ELLERAY	36.124	19	100	PINCHES	2:13.302	2:13.377	0.075
20	69	ELLERAY	1:37.212	100	PINCHES	36.610	20	69	ELLERAY	2:13.336	2:13.452	0.116
21	62	PATERSON	1:41.276	62	PATERSON	37.708	21	62	PATERSON	2:18.984	2:19.588	0.604
22	99	FIRTH	1:46.132	99	FIRTH	38.672	22	99	FIRTH	2:24.804	2:25.312	0.508

BMCRC - MRO Championships 2022 - Rnd 4 @ Oulton Park

DFDS Yamaha Past Masters

RACE 13 - STATISTICS

Competitors Started 22
Planned Start 2022-06-03 @ 15:20:00.000
Actual Start 2022-06-03 @ 16:05:33.837
Finish Time 2022-06-03 @ 16:13:23.614
Track Length 2.6920mi.
Total Laps 84
Total Distance Covered 226.1303mi.

Session Fastest Lap History

NO	CL	NAME	LAP TIME	TIME OF DAY	LAP	VEHICLE
19		Peter BRANTON	1:56.927	16:09:32.410	2	Yamaha TZR 250
51		Kevin WHOLEY	1:56.515	16:09:32.546	2	Yamaha TZR250
19		Peter BRANTON	1:56.344	16:11:28.757	3	Yamaha TZR 250
51		Kevin WHOLEY	1:56.318	16:11:28.864	3	Yamaha TZR250
30		Alan COOPER	1:55.541	16:11:29.753	3	Yamaha TZR250

Session Leader History

NO	CL	NAME	FROM LAP	LAPS LED	DISTANCE	VEHICLE
19		Peter BRANTON	1	4	10.76 miles	Yamaha TZR 250

Flag History

TYPE	TIME OF DAY
GREEN	16:05:33.837
FINISH	16:13:23.614

Flag Statistics

TYPE	COUNT	TOTAL LAPS	TOTAL TIME
Green	1	4	10:04.541
Red	0	0	0.000
Safety Car	0	0	0.000
FCY	0	0	0.000

BMCRC - MRO Championships 2022 - Rnd 4 @ Oulton Park

DFDS Yamaha Past Masters

RACE 13 - STATISTICS

CLASS :

12 Starters

Fastest Lap History

NO	NAME	LAP TIME	TIME OF DAY	LAP	VEHICLE
19	Peter BRANTON	1:56.927	16:09:32.410	2	Yamaha TZR 250
51	Kevin WHOLEY	1:56.515	16:09:32.546	2	Yamaha TZR250
19	Peter BRANTON	1:56.344	16:11:28.757	3	Yamaha TZR 250
51	Kevin WHOLEY	1:56.318	16:11:28.864	3	Yamaha TZR250
30	Alan COOPER	1:55.541	16:11:29.753	3	Yamaha TZR250

Leader History

NO	NAME	FROM LAP	LAPS LED	DISTANCE	VEHICLE
19	Peter BRANTON	1	4	10.76 miles	Yamaha TZR 250

BMCRC - MRO Championships 2022 - Rnd 4 @ Oulton Park

DFDS Yamaha Past Masters

RACE 13 - STATISTICS

CLASS : C

9 Starters

Fastest Lap History

NO	NAME	LAP TIME	TIME OF DAY	LAP	VEHICLE
60	Daniel GOUGH	2:03.635	16:09:46.635	2	Yamaha TZR 250
92	Andrew MOOK	2:02.857	16:09:47.150	2	Yamaha TZR250
92	Andrew MOOK	2:02.293	16:11:49.423	3	Yamaha TZR250

Leader History

NO	NAME	FROM LAP	LAPS LED	DISTANCE	VEHICLE
60	Daniel GOUGH	1	2	5.38 miles	Yamaha TZR 250
92	Andrew MOOK	3	2	5.38 miles	Yamaha TZR250

BMCRC - MRO Championships 2022 - Rnd 4 @ Oulton Park

DFDS Yamaha Past Masters

RACE 13 - STATISTICS

CLASS : R

1 Starters

Fastest Lap History

NO	NAME	LAP TIME	TIME OF DAY	LAP	VEHICLE
100	Michael PINCHES	2:13.377	16:10:07.716	2	Yamaha TZR 250

Leader History

NO	NAME	FROM LAP	LAPS LED	DISTANCE	VEHICLE
100	Michael PINCHES	1	4	10.76 miles	Yamaha TZR 250

BMCRC - MRO Championships 2022 - Rnd 4 @ Oulton Park

DFDS Yamaha Past Masters

RACE 3 - GRID (8 Laps)

ROW 9	26	333 Mark STUBBERFIELD	25	3 Dan NEMATI			
ROW 8	24	59 Neil HESMAN	23	199 Michael FROST	22	99 Paul FIRTH	2:25.312
ROW 7	21	62 David PATERSON	20	69 Mark ELLERAY	19	100 Michael PINCHES	2:19.588 2:13.452 2:13.377
ROW 6	18	46 Kevin MARSHALL	17	73 Colvin TURNER	16	76 Kev HIGERTY	2:11.983 2:08.264 2:07.246
ROW 5	15	28 Liam McCARTER	14	26 Damian LEE	13	72 John HAMILTON	2:04.592 2:04.503 2:03.835
ROW 4	12	60 Daniel GOUGH	11	8 David BALL	10	92 Andrew MOOK	2:03.635 2:02.848 2:02.293
ROW 3	9	29 Derek CRIPPS	8	74 Paul WHITBY	7	57 Geoff MOOK	2:01.844 2:00.108 1:59.479
ROW 2	6	55 Paul TOLAND	5	75 Anthony JOHNSON	4	81 Scott GRANT	1:59.120 1:58.613 1:57.118
ROW 1	3	19 Peter BRANTON	2	51 Kevin WHOLEY	1	30 Alan COOPER	1:56.344 1:56.318 1:55.541
Pole							

Oulton Park International: 2.6920 miles

These results are provisional until the conclusion of any judicial and technical matters.

Clerk Of Course :	Stewards :	Timekeeper : Richard Evans
-------------------	------------	----------------------------

Results can be found at www.tsl-timing.com

Printed - 16:17 Friday, 03 June 2022



BMCRC - MRO Championships 2022 - Rnd 4 @ Oulton Park
DFDS Yamaha Past Masters
RACE 3 - CLASSIFICATION

POS	NO	CL	PIC NAME	ENTRY	LAPS	TIME	GAP	DIFF	MPH	BEST	ON
1	51		1 Kevin WHOLEY	Yamaha TZR250 - Twistgrip Motorcycles	8	15:31.419			83.23	1:54.366	7
2	19		2 Peter BRANTON	Yamaha TZR 250 - Exactweld Racing	8	15:31.541	0.122	0.122	83.22	1:54.651	8
3	81		3 Scott GRANT	Yamaha TZR250 - Katie, Mum and Dad	8	15:32.600	1.181	1.059	83.13	1:54.728	8
4	30		4 Alan COOPER	Yamaha TZR250 - Twistgrip Motorcycles	8	15:32.847	1.428	0.247	83.11	1:54.692	8
5	75		5 Anthony JOHNSON	Yamaha TZR 250 - INTA MOTORCYCLE SERVICE	8	15:34.291	2.872	1.444	82.98	1:55.610	8
6	74		6 Paul WHITBY	Yamaha TZR 250 - Greybridge Ltd	8	16:11.161	39.742	36.870	79.83	1:59.939	4
7	55		7 Paul TOLAND	Yamaha TZR250 - Kippers keys	8	16:11.247	39.828	0.086	79.82	2:00.371	5
8	29		8 Derek CRIPPS	Yamaha TZR250 - Kelly Cripps - Team FBR	8	16:12.665	41.246	1.418	79.70	2:00.024	7
9	60	C	1 Daniel GOUGH	Yamaha TZR 250 - Kieran Lewis/G Force Mc	8	16:13.401	41.982	0.736	79.64	1:59.951	7
10	8		9 David BALL	Yamaha TZR250 - Gardiner Page and Roe pension	8	16:24.620	53.201	11.219	78.74	2:01.541	8
11	92	C	2 Andrew MOOK	Yamaha TZR250 -	8	16:26.329	54.910	1.709	78.60	2:01.147	4
12	72	C	3 John HAMILTON	Yamaha TRZ250 - LW Racing	8	16:27.339	55.920	1.010	78.52	2:01.246	6
13	26	C	4 Damian LEE	Yamaha TZR250 - Leed Autos	8	16:31.451	1:00.032	4.112	78.19	2:02.000	5
14	28		10 Liam McCARTER	Yamaha TZR250 - Katie McCarter	8	16:58.527	1:27.108	27.076	76.12	2:04.006	3
15	76	C	5 Kev HIGERTY	Yamaha TZR250 - Aitch Racing	8	17:06.817	1:35.398	8.290	75.50	2:06.302	7
16	46		11 Kevin MARSHALL	Yamaha TZR250 - Stacey Processing	8	17:29.053	1:57.634	22.236	73.90	2:09.457	5
17	73	C	6 Colvin TURNER	Yamaha TZR250 -	8	17:29.674	1:58.255	0.621	73.86	2:09.213	7
18	69	C	7 Mark ELLERAY	Yamaha TZR250 - Abbot Solutions Ltd	8	17:29.768	1:58.349	0.094	73.85	2:09.111	8
19	100	R	1 Michael PINCHES	Yamaha TZR 250 - www.ypmrc.co.uk	7	15:36.348	1 Lap	1 Lap	72.45	2:10.088	4
20	62	C	8 David PATERSON	Yamaha TZR 2MA - The love of a good woman	7	16:26.245	1 Lap	49.897	68.78	2:18.694	2
21	99	C	9 Paul FIRTH	Yamaha TZR250 - Joanne Porter	7	16:58.635	1 Lap	32.390	66.59	2:21.390	6

NOT CLASSIFIED

DNF	57		Geoff MOOK	Yamaha TZR 250 -	4	8:06.731	4 Laps	3 Laps	79.64	1:59.431	4
DNF	59		Neil HESMAN	Yamaha RD350R - The Village Websmith - Farkham	4	10:15.882	4 Laps	2:09.151	62.94	2:27.013	3

FASTEST LAP

	51		Kevin WHOLEY	Yamaha TZR250 - Twistgrip Motorcycles	7	1:54.366			84.73 mph	136.37 kph
	60	C	Daniel GOUGH	Yamaha TZR 250 - Kieran Lewis/G Force Mc	7	1:59.951			80.79 mph	130.02 kph
	100	R	Michael PINCHES	Yamaha TZR 250 - www.ypmrc.co.uk	4	2:10.088			74.49 mph	119.89 kph

Class - 92.5% of Race Speed = 76.98 mph
 Class C - 92.5% of Race Speed = 73.66 mph
 Class R - 92.5% of Race Speed = 67.01 mph

Weather / Track : Bright / Dry

These results are provisional until the conclusion of any judicial and technical matters.

Race Distance: 8 Laps / 21.53 miles
 Oulton Park International: 2.6920 miles
 Date: 04/06/2022 Start: 09:43 Finish: 09:59

Clerk Of Course :	Stewards :	Timekeeper : Richard Evans
-------------------	------------	----------------------------

Results can be found at www.tsl-timing.com

Printed - 10:02 Saturday, 04 June 2022



BMCRC - MRO Championships 2022 - Rnd 4 @ Oulton Park

DFDS Yamaha Past Masters

RACE 3 - LAP CHART

LAP 1 @ 09:46:00.350

NO	BEHIND	LAP TIME
51		2:02.124
19	0.039	2:02.163
75	0.230	2:02.354
81	0.472	2:02.596
30	0.749	2:02.873
74	3.865	2:05.989
55	4.143	2:06.267
57	5.093	2:07.217
29	5.335	2:07.459
60	5.849	2:07.973
8	6.238	2:08.362
28	9.451	2:11.575
72	9.550	2:11.674
26	10.166	2:12.290
92	10.334	2:12.458
46	15.308	2:17.432
76	15.656	2:17.780
73	15.927	2:18.051
69	16.282	2:18.406
62	23.514	2:25.638
100	27.464	2:29.588
99	31.080	2:33.204
59	31.799	2:33.923

LAP 2 @ 09:47:56.640

NO	BEHIND	LAP TIME
51		1:56.290
19	0.133	1:56.384
75	0.622	1:56.682
81	1.028	1:56.846
30	1.299	1:56.840
74	8.179	2:00.604
55	8.571	2:00.718
57	9.248	2:00.445
29	9.979	2:00.934
60	10.387	2:00.828
8	11.743	2:01.795
72	15.308	2:02.048
26	15.924	2:02.048
92	16.554	2:02.510
28	17.424	2:04.263
76	25.948	2:06.582
46	29.821	2:10.803
73	30.466	2:10.829
69	31.029	2:11.037
100	44.662	2:13.488
62	45.918	2:18.694
99	1:03.234	2:28.444
59	1:04.020	2:28.511

LAP 3 @ 09:49:52.754

NO	BEHIND	LAP TIME
19		1:55.981
51	0.344	1:56.458
75	0.596	1:56.088
81	0.714	1:55.800
30	1.058	1:55.873
74	12.611	2:00.546
57	12.772	1:59.638
55	12.927	2:00.470
29	15.070	2:01.205
60	15.270	2:00.997

8	17.458	2:01.829
72	21.633	2:02.439
92	22.847	2:02.407
26	23.705	2:03.895
28	25.316	2:04.006
76	36.809	2:06.975
46	44.169	2:10.462
73	45.844	2:11.492
69	46.295	2:11.380
100	59.647	2:11.099
62	1:10.388	2:20.584
99	1:33.096	2:25.976
59	1:34.919	2:27.013

LAP 4 @ 09:51:48.921

NO	BEHIND	LAP TIME
19		1:56.167
75	0.321	1:55.892
51	0.490	1:56.313
81	0.717	1:56.170
30	0.978	1:56.087
57	16.036	1:59.431
74	16.383	1:59.939
55	17.147	2:00.387
60	20.063	2:00.960
29	20.179	2:01.276
8	23.528	2:02.237
72	27.741	2:02.275
92	27.827	2:01.147
26	29.553	2:02.015
28	34.044	2:04.895
76	47.374	2:06.732
46	59.129	2:11.127
69	59.660	2:09.532
73	1:00.756	2:11.079
100	1:13.568	2:10.088
62	1:33.728	2:19.507

LAP 5 @ 09:53:44.945

NO	BEHIND	LAP TIME
19		1:56.024
75	0.442	1:56.145
51	0.724	1:56.258
81	1.098	1:56.405
30	1.502	1:56.548
99	1 Lap	2:25.335
74	21.304	2:00.945
55	21.494	2:00.371
29	25.496	2:01.341
60	25.708	2:01.669
59	1 Lap	2:46.435 P
8	32.107	2:04.603
92	33.575	2:01.772
72	34.241	2:02.524
26	35.529	2:02.000
28	42.127	2:04.107
76	58.308	2:06.958
46	1:12.562	2:09.457
69	1:14.085	2:10.449
73	1:14.316	2:09.584
100	1:28.477	2:10.933

LAP 6 @ 09:55:40.043

NO	BEHIND	LAP TIME
19		1:55.098
51	0.804	1:55.178
81	1.034	1:55.034
75	1.065	1:55.721
30	1.315	1:54.911
62	1 Lap	2:22.830
74	28.057	2:01.851
55	28.204	2:01.808
29	30.759	2:00.361
60	31.554	2:00.944
99	1 Lap	2:22.247
8	39.650	2:02.641
92	39.979	2:01.502
72	40.389	2:01.246
26	43.113	2:02.682
28	51.612	2:04.583
76	1:09.872	2:06.662
46	1:27.732	2:10.268
73	1:28.862	2:09.644
69	1:29.203	2:10.216
100	1:44.091	2:10.712

LAP 7 @ 09:57:35.116

NO	BEHIND	LAP TIME
19		1:55.073
51	0.097	1:54.366
81	0.982	1:55.021
30	1.265	1:55.023
75	1.791	1:55.799
62	1 Lap	2:19.672
74	33.756	2:00.772
55	33.855	2:00.724
29	35.710	2:00.024
60	36.432	1:59.951
8	46.189	2:01.612
92	47.611	2:02.705
72	49.005	2:03.689
26	51.857	2:03.817
99	1 Lap	2:21.390
28	1:01.687	2:05.148
76	1:21.101	2:06.302
46	1:42.549	2:09.890
73	1:43.002	2:09.213
69	1:43.767	2:09.637

LAP 8 @ 09:59:29.645

NO	BEHIND	LAP TIME
51		1:54.432
19	0.122	1:54.651
81	1.181	1:54.728
30	1.428	1:54.692
75	2.872	1:55.610
100	1 Lap	2:10.440
74	39.742	2:00.515
55	39.828	2:00.502
29	41.246	2:00.065
60	41.982	2:00.079
8	53.201	2:01.541
62	1 Lap	2:19.320
92	54.910	2:01.828
72	55.920	2:01.444
26	1:00.032	2:02.704

28	1:27.108	2:19.950
99	1 Lap	2:22.039
76	1:35.398	2:08.826
46	1:57.634	2:09.614
73	1:58.255	2:09.782
69	1:58.349	2:09.111

BMCRC - MRO Championships 2022 - Rnd 4 @ Oulton Park

DFDS Yamaha Past Masters

RACE 3 - SECTOR ANALYSIS



SECTOR 1 = FL to I1, SECTOR 2 = I1 to FL, DIFF = Difference To Personal Best Lap, P = Crossed Finish Line in Pit Lane, D = Time Disallowed

P1 51		Kevin WHOLEY		Yamaha TZR250 - Twistgrip Motorcycles		
IDEAL LAP TIME : 1:54.347		BEST LAP TIME : 1:54.366		DIFFERENCE : 0.019		
LAP	SECTOR 1	SECTOR 2	LAP TIME	MPH	DIFF	TIME OF DAY
1 -		32.097	2:02.124	79.35	7.758	09:46:00.350
2 -	1:24.120	32.170	1:56.290	83.33	1.924	09:47:56.640
3 -	1:24.662	31.796	1:56.458	83.21	2.092	09:49:53.098
4 -	1:24.510	31.803	1:56.313	83.32	1.947	09:51:49.411
5 -	1:24.058	32.200	1:56.258	83.36	1.892	09:53:45.669
6 -	1:23.210	31.968	1:55.178 (3)	84.14	0.812	09:55:40.847
7 -	1:22.829	31.537	1:54.366 (1)	84.73		09:57:35.213
8 -	1:22.914	31.518	1:54.432 (2)	84.69	0.066	09:59:29.645

P2 19		Peter BRANTON		Yamaha TZR 250 - Exactweld Racing		
IDEAL LAP TIME : 1:54.375		BEST LAP TIME : 1:54.651		DIFFERENCE : 0.276		
LAP	SECTOR 1	SECTOR 2	LAP TIME	MPH	DIFF	TIME OF DAY
1 -		32.974	2:02.163	79.33	7.512	09:46:00.389
2 -	1:24.557	31.827	1:56.384	83.27	1.733	09:47:56.773
3 -	1:24.174	31.807	1:55.981	83.55	1.330	09:49:52.754
4 -	1:24.285	31.882	1:56.167	83.42	1.516	09:51:48.921
5 -	1:24.271	31.753	1:56.024	83.52	1.373	09:53:44.945
6 -	1:23.160	31.938	1:55.098 (3)	84.20	0.447	09:55:40.043
7 -	1:23.378	31.695	1:55.073 (2)	84.21	0.422	09:57:35.116
8 -	1:23.436	31.215	1:54.651 (1)	84.52		09:59:29.767

P3 81		Scott GRANT		Yamaha TZR250 - Katie, Mum and Dad		
IDEAL LAP TIME : 1:54.615		BEST LAP TIME : 1:54.728		DIFFERENCE : 0.113		
LAP	SECTOR 1	SECTOR 2	LAP TIME	MPH	DIFF	TIME OF DAY
1 -		32.162	2:02.596	79.05	7.868	09:46:00.822
2 -	1:24.947	31.899	1:56.846	82.94	2.118	09:47:57.668
3 -	1:24.284	31.516	1:55.800	83.69	1.072	09:49:53.468
4 -	1:24.518	31.652	1:56.170	83.42	1.442	09:51:49.638
5 -	1:24.181	32.224	1:56.405	83.25	1.677	09:53:46.043
6 -	1:23.519	31.515	1:55.034 (3)	84.24	0.306	09:55:41.077
7 -	1:23.762	31.259	1:55.021 (2)	84.25	0.293	09:57:36.098
8 -	1:23.356	31.372	1:54.728 (1)	84.47		09:59:30.826

P4 30		Alan COOPER		Yamaha TZR250 - Twistgrip Motorcycles		
IDEAL LAP TIME : 1:54.363		BEST LAP TIME : 1:54.692		DIFFERENCE : 0.329		
LAP	SECTOR 1	SECTOR 2	LAP TIME	MPH	DIFF	TIME OF DAY
1 -		31.890	2:02.873	78.87	8.181	09:46:01.099
2 -	1:24.839	32.001	1:56.840	82.94	2.148	09:47:57.939
3 -	1:24.244	31.629	1:55.873	83.63	1.181	09:49:53.812
4 -	1:24.399	31.688	1:56.087	83.48	1.395	09:51:49.899
5 -	1:24.304	32.244	1:56.548	83.15	1.856	09:53:46.447
6 -	1:23.400	31.511	1:54.911 (2)	84.33	0.219	09:55:41.358
7 -	1:23.939	31.084	1:55.023 (3)	84.25	0.331	09:57:36.381
8 -	1:23.279	31.413	1:54.692 (1)	84.49		09:59:31.073

P5 75		Anthony JOHNSON		Yamaha TZR 250 - INTA MOTORCYCLE SERVICES LTD		
IDEAL LAP TIME : 1:55.119		BEST LAP TIME : 1:55.610		DIFFERENCE : 0.491		
LAP	SECTOR 1	SECTOR 2	LAP TIME	MPH	DIFF	TIME OF DAY
1 -		32.398	2:02.354	79.20	6.744	09:46:00.580
2 -	1:24.358	32.324	1:56.682	83.05	1.072	09:47:57.262
3 -	1:24.407	31.681	1:56.088	83.48	0.478	09:49:53.350
4 -	1:23.974	31.918	1:55.892	83.62	0.282	09:51:49.242
5 -	1:23.798	32.347	1:56.145	83.44	0.535	09:53:45.387
6 -	1:23.881	31.840	1:55.721 (2)	83.74	0.111	09:55:41.108
7 -	1:24.097	31.702	1:55.799 (3)	83.69	0.189	09:57:36.907
8 -	1:23.438	32.172	1:55.610 (1)	83.82		09:59:32.517

BMCRC - MRO Championships 2022 - Rnd 4 @ Oulton Park

DFDS Yamaha Past Masters

RACE 3 - SECTOR ANALYSIS



SECTOR 1 = FL to I1, SECTOR 2 = I1 to FL, DIFF = Difference To Personal Best Lap, P = Crossed Finish Line in Pit Lane, D = Time Disallowed

P6 74		Paul WHITBY		Yamaha TZR 250 - Greybridge Ltd			
IDEAL LAP TIME : 1:59.939		BEST LAP TIME : 1:59.939		DIFFERENCE : 0.000			
LAP	SECTOR 1	SECTOR 2	LAP TIME	MPH	DIFF	TIME OF DAY	
1 -		32.930	2:05.989	76.92	6.050	09:46:04.215	
2 -	1:27.602	33.002	2:00.604	80.35	0.665	09:48:04.819	
3 -	1:27.485	33.061	2:00.546 (3)	80.39	0.607	09:50:05.365	
4 -	1:27.104	32.835	1:59.939 (1)	80.80		09:52:05.304	
5 -	1:27.317	33.628	2:00.945	80.12	1.006	09:54:06.249	
6 -	1:28.373	33.478	2:01.851	79.53	1.912	09:56:08.100	
7 -	1:27.400	33.372	2:00.772	80.24	0.833	09:58:08.872	
8 -	1:27.546	32.969	2:00.515 (2)	80.41	0.576	10:00:09.387	

P7 55		Paul TOLAND		Yamaha TZR250 - Kippers keys			
IDEAL LAP TIME : 1:59.468		BEST LAP TIME : 2:00.371		DIFFERENCE : 0.903			
LAP	SECTOR 1	SECTOR 2	LAP TIME	MPH	DIFF	TIME OF DAY	
1 -		33.016	2:06.267	76.75	5.896	09:46:04.493	
2 -	1:27.500	33.218	2:00.718	80.28	0.347	09:48:05.211	
3 -	1:27.335	33.135	2:00.470 (3)	80.44	0.099	09:50:05.681	
4 -	1:27.171	33.216	2:00.387 (2)	80.50	0.016	09:52:06.068	
5 -	1:26.642	33.729	2:00.371 (1)	80.51		09:54:06.439	
6 -	1:28.388	33.420	2:01.808	79.56	1.437	09:56:08.247	
7 -	1:27.350	33.374	2:00.724	80.27	0.353	09:58:08.971	
8 -	1:27.676	32.826	2:00.502	80.42	0.131	10:00:09.473	

P8 29		Derek CRIPPS		Yamaha TZR250 - Kelly Cripps - Team FBR			
IDEAL LAP TIME : 2:00.013		BEST LAP TIME : 2:00.024		DIFFERENCE : 0.011			
LAP	SECTOR 1	SECTOR 2	LAP TIME	MPH	DIFF	TIME OF DAY	
1 -		33.391	2:07.459	76.03	7.435	09:46:05.685	
2 -	1:27.899	33.035	2:00.934	80.13	0.910	09:48:06.619	
3 -	1:28.287	32.918	2:01.205	79.95	1.181	09:50:07.824	
4 -	1:27.850	33.426	2:01.276	79.91	1.252	09:52:09.100	
5 -	1:27.846	33.495	2:01.341	79.86	1.317	09:54:10.441	
6 -	1:27.108	33.253	2:00.361 (3)	80.51	0.337	09:56:10.802	
7 -	1:27.119	32.905	2:00.024 (1)	80.74		09:58:10.826	
8 -	1:27.117	32.948	2:00.065 (2)	80.71	0.041	10:00:10.891	

P9 60 C		Daniel GOUGH		Yamaha TZR 250 - Kieran Lewis/G Force Mc			
IDEAL LAP TIME : 1:59.924		BEST LAP TIME : 1:59.951		DIFFERENCE : 0.027			
LAP	SECTOR 1	SECTOR 2	LAP TIME	MPH	DIFF	TIME OF DAY	
1 -		33.089	2:07.973	75.72	8.022	09:46:06.199	
2 -	1:27.698	33.130	2:00.828 (3)	80.20	0.877	09:48:07.027	
3 -	1:28.085	32.912	2:00.997	80.09	1.046	09:50:08.024	
4 -	1:27.850	33.110	2:00.960	80.11	1.009	09:52:08.984	
5 -	1:27.756	33.913	2:01.669	79.65	1.718	09:54:10.653	
6 -	1:27.808	33.136	2:00.944	80.13	0.993	09:56:11.597	
7 -	1:27.153	32.798	1:59.951 (1)	80.79		09:58:11.548	
8 -	1:27.126	32.953	2:00.079 (2)	80.70	0.128	10:00:11.627	

P10 8		David BALL		Yamaha TZR250 - Gardiner Page and Roe pension consultants			
IDEAL LAP TIME : 2:00.655		BEST LAP TIME : 2:01.541		DIFFERENCE : 0.886			
LAP	SECTOR 1	SECTOR 2	LAP TIME	MPH	DIFF	TIME OF DAY	
1 -		33.170	2:08.362	75.49	6.821	09:46:06.588	
2 -	1:28.072	33.723	2:01.795 (3)	79.57	0.254	09:48:08.383	
3 -	1:28.538	33.291	2:01.829	79.54	0.288	09:50:10.212	
4 -	1:28.517	33.720	2:02.237	79.28	0.696	09:52:12.449	
5 -	1:29.652	34.951	2:04.603	77.77	3.062	09:54:17.052	
6 -	1:28.903	33.738	2:02.641	79.02	1.100	09:56:19.693	
7 -	1:28.273	33.339	2:01.612 (2)	79.69	0.071	09:58:21.305	
8 -	1:27.485	34.056	2:01.541 (1)	79.73		10:00:22.846	

BMCRC - MRO Championships 2022 - Rnd 4 @ Oulton Park

DFDS Yamaha Past Masters

RACE 3 - SECTOR ANALYSIS



SECTOR 1 = FL to I1, SECTOR 2 = I1 to FL, DIFF = Difference To Personal Best Lap, P = Crossed Finish Line in Pit Lane, D = Time Disallowed

P11 92 C		Andrew MOOK		Yamaha TZR250 -			
IDEAL LAP TIME : 2:00.345		BEST LAP TIME : 2:01.147		DIFFERENCE : 0.802			
LAP	SECTOR 1	SECTOR 2	LAP TIME	MPH	DIFF	TIME OF DAY	
1 -		33.807	2:12.458	73.16	11.311	09:46:10.684	
2 -	1:29.162	33.348	2:02.510	79.10	1.363	09:48:13.194	
3 -	1:29.110	33.297	2:02.407	79.17	1.260	09:50:15.601	
4 -	1:28.382	32.765	2:01.147 (1)	79.99		09:52:16.748	
5 -	1:28.751	33.021	2:01.772 (3)	79.58	0.625	09:54:18.520	
6 -	1:27.580	33.922	2:01.502 (2)	79.76	0.355	09:56:20.022	
7 -	1:29.745	32.960	2:02.705	78.98	1.558	09:58:22.727	
8 -	1:28.221	33.607	2:01.828	79.54	0.681	10:00:24.555	

P12 72 C		John HAMILTON		Yamaha TRZ250 - LW Racing			
IDEAL LAP TIME : 2:01.210		BEST LAP TIME : 2:01.246		DIFFERENCE : 0.036			
LAP	SECTOR 1	SECTOR 2	LAP TIME	MPH	DIFF	TIME OF DAY	
1 -		33.403	2:11.674	73.60	10.428	09:46:09.900	
2 -	1:28.680	33.368	2:02.048 (3)	79.40	0.802	09:48:11.948	
3 -	1:28.948	33.491	2:02.439	79.15	1.193	09:50:14.387	
4 -	1:28.518	33.757	2:02.275	79.25	1.029	09:52:16.662	
5 -	1:28.832	33.692	2:02.524	79.09	1.278	09:54:19.186	
6 -	1:28.105	33.141	2:01.246 (1)	79.93		09:56:20.432	
7 -	1:30.468	33.221	2:03.689	78.35	2.443	09:58:24.121	
8 -	1:28.069	33.375	2:01.444 (2)	79.80	0.198	10:00:25.565	

P13 26 C		Damian LEE		Yamaha TZR250 - Leed Autos			
IDEAL LAP TIME : 2:01.875		BEST LAP TIME : 2:02.000		DIFFERENCE : 0.125			
LAP	SECTOR 1	SECTOR 2	LAP TIME	MPH	DIFF	TIME OF DAY	
1 -		33.728	2:12.290	73.25	10.290	09:46:10.516	
2 -	1:28.456	33.592	2:02.048 (3)	79.40	0.048	09:48:12.564	
3 -	1:28.725	35.170	2:03.895	78.22	1.895	09:50:16.459	
4 -	1:28.285	33.730	2:02.015 (2)	79.42	0.015	09:52:18.474	
5 -	1:28.283	33.717	2:02.000 (1)	79.43		09:54:20.474	
6 -	1:28.786	33.896	2:02.682	78.99	0.682	09:56:23.156	
7 -	1:29.845	33.972	2:03.817	78.27	1.817	09:58:26.973	
8 -	1:28.844	33.860	2:02.704	78.98	0.704	10:00:29.677	

P14 28		Liam McCARTER		Yamaha TZR250 - Katie McCarter			
IDEAL LAP TIME : 2:03.535		BEST LAP TIME : 2:04.006		DIFFERENCE : 0.471			
LAP	SECTOR 1	SECTOR 2	LAP TIME	MPH	DIFF	TIME OF DAY	
1 -		34.358	2:11.575	73.65	7.569	09:46:09.801	
2 -	1:29.886	34.377	2:04.263 (3)	77.99	0.257	09:48:14.064	
3 -	1:29.665	34.341	2:04.006 (1)	78.15		09:50:18.070	
4 -	1:30.387	34.508	2:04.895	77.59	0.889	09:52:22.965	
5 -	1:29.194	34.913	2:04.107 (2)	78.08	0.101	09:54:27.072	
6 -	1:29.925	34.658	2:04.583	77.78	0.577	09:56:31.655	
7 -	1:30.516	34.632	2:05.148	77.43	1.142	09:58:36.803	
8 -	1:30.493	49.457	2:19.950	69.24	15.944	10:00:56.753	

P15 76 C		Kev HIGERTY		Yamaha TZR250 - Aitch Racing			
IDEAL LAP TIME : 2:05.975		BEST LAP TIME : 2:06.302		DIFFERENCE : 0.327			
LAP	SECTOR 1	SECTOR 2	LAP TIME	MPH	DIFF	TIME OF DAY	
1 -		35.327	2:17.780	70.33	11.478	09:46:16.006	
2 -	1:31.926	34.656	2:06.582 (2)	76.56	0.280	09:48:22.588	
3 -	1:32.334	34.641	2:06.975	76.32	0.673	09:50:29.563	
4 -	1:32.117	34.615	2:06.732	76.47	0.430	09:52:36.295	
5 -	1:31.978	34.980	2:06.958	76.33	0.656	09:54:43.253	
6 -	1:32.184	34.478	2:06.662 (3)	76.51	0.360	09:56:49.915	
7 -	1:31.776	34.526	2:06.302 (1)	76.73		09:58:56.217	
8 -	1:31.497	37.329	2:08.826	75.22	2.524	10:01:05.043	

BMCRC - MRO Championships 2022 - Rnd 4 @ Oulton Park

DFDS Yamaha Past Masters

RACE 3 - SECTOR ANALYSIS



SECTOR 1 = FL to I1, SECTOR 2 = I1 to FL, DIFF = Difference To Personal Best Lap, P = Crossed Finish Line in Pit Lane, D = Time Disallowed

P16 46		Kevin MARSHALL		Yamaha TZR250 - Stacey Processing		
IDEAL LAP TIME : 2:09.255		BEST LAP TIME : 2:09.457		DIFFERENCE : 0.202		
LAP	SECTOR 1	SECTOR 2	LAP TIME	MPH	DIFF	TIME OF DAY
1 -		35.642	2:17.432	70.51	7.975	09:46:15.658
2 -	1:34.978	35.825	2:10.803	74.09	1.346	09:48:26.461
3 -	1:34.449	36.013	2:10.462	74.28	1.005	09:50:36.923
4 -	1:35.148	35.979	2:11.127	73.90	1.670	09:52:48.050
5 -	1:33.816	35.641	2:09.457 (1)	74.86		09:54:57.507
6 -	1:34.759	35.509	2:10.268	74.39	0.811	09:57:07.775
7 -	1:33.976	35.914	2:09.890 (3)	74.61	0.433	09:59:17.665
8 -	1:33.746	35.868	2:09.614 (2)	74.77	0.157	10:01:27.279

P17 73 C		Colvin TURNER		Yamaha TZR250 -		
IDEAL LAP TIME : 2:08.996		BEST LAP TIME : 2:09.213		DIFFERENCE : 0.217		
LAP	SECTOR 1	SECTOR 2	LAP TIME	MPH	DIFF	TIME OF DAY
1 -		35.661	2:18.051	70.20	8.838	09:46:16.277
2 -	1:34.979	35.850	2:10.829	74.07	1.616	09:48:27.106
3 -	1:35.338	36.154	2:11.492	73.70	2.279	09:50:38.598
4 -	1:35.688	35.391	2:11.079	73.93	1.866	09:52:49.677
5 -	1:34.093	35.491	2:09.584 (2)	74.78	0.371	09:54:59.261
6 -	1:34.018	35.626	2:09.644 (3)	74.75	0.431	09:57:08.905
7 -	1:33.654	35.559	2:09.213 (1)	75.00		09:59:18.118
8 -	1:33.605	36.177	2:09.782	74.67	0.569	10:01:27.900

P18 69 C		Mark ELLERAY		Yamaha TZR250 - Abbot Solutions Ltd		
IDEAL LAP TIME : 2:08.752		BEST LAP TIME : 2:09.111		DIFFERENCE : 0.359		
LAP	SECTOR 1	SECTOR 2	LAP TIME	MPH	DIFF	TIME OF DAY
1 -		35.473	2:18.406	70.02	9.295	09:46:16.632
2 -	1:34.748	36.289	2:11.037	73.95	1.926	09:48:27.669
3 -	1:35.373	36.007	2:11.380	73.76	2.269	09:50:39.049
4 -	1:34.233	35.299	2:09.532 (2)	74.81	0.421	09:52:48.581
5 -	1:34.794	35.655	2:10.449	74.29	1.338	09:54:59.030
6 -	1:35.148	35.068	2:10.216	74.42	1.105	09:57:09.246
7 -	1:34.408	35.229	2:09.637 (3)	74.75	0.526	09:59:18.883
8 -	1:33.684	35.427	2:09.111 (1)	75.06		10:01:27.994

P19 100 R		Michael PINCHES		Yamaha TZR 250 - www.ypmrc.co.uk		
IDEAL LAP TIME : 2:09.787		BEST LAP TIME : 2:10.088		DIFFERENCE : 0.301		
LAP	SECTOR 1	SECTOR 2	LAP TIME	MPH	DIFF	TIME OF DAY
1 -		36.885	2:29.588	64.78	19.500	09:46:27.814
2 -	1:37.015	36.473	2:13.488	72.60	3.400	09:48:41.302
3 -	1:35.230	35.869	2:11.099	73.92	1.011	09:50:52.401
4 -	1:34.316	35.772	2:10.088 (1)	74.49		09:53:02.489
5 -	1:35.006	35.927	2:10.933	74.01	0.845	09:55:13.422
6 -	1:35.054	35.658	2:10.712 (3)	74.14	0.624	09:57:24.134
7 -	1:34.969	35.471	2:10.440 (2)	74.29	0.352	09:59:34.574

P20 62 C		David PATERSON		Yamaha TZR 2MA - The love of a good woman		
IDEAL LAP TIME : 2:18.108		BEST LAP TIME : 2:18.694		DIFFERENCE : 0.586		
LAP	SECTOR 1	SECTOR 2	LAP TIME	MPH	DIFF	TIME OF DAY
1 -		37.836	2:25.638	66.54	6.944	09:46:23.864
2 -	1:40.673	38.021	2:18.694 (1)	69.87		09:48:42.558
3 -	1:42.343	38.241	2:20.584	68.93	1.890	09:51:03.142
4 -	1:41.194	38.313	2:19.507 (3)	69.46	0.813	09:53:22.649
5 -	1:42.961	39.869	2:22.830	67.85	4.136	09:55:45.479
6 -	1:41.536	38.136	2:19.672	69.38	0.978	09:58:05.151
7 -	1:41.885	37.435	2:19.320 (2)	69.56	0.626	10:00:24.471

BMCRC - MRO Championships 2022 - Rnd 4 @ Oulton Park

DFDS Yamaha Past Masters

RACE 3 - SECTOR ANALYSIS



SECTOR 1 = FL to I1, SECTOR 2 = I1 to FL, DIFF = Difference To Personal Best Lap, P = Crossed Finish Line in Pit Lane, D = Time Disallowed

P21 99 C Paul FIRTH		Yamaha TZR250 - Joanne Porter				
IDEAL LAP TIME : 2:21.118		BEST LAP TIME : 2:21.390		DIFFERENCE : 0.272		
LAP	SECTOR 1	SECTOR 2	LAP TIME	MPH	DIFF	TIME OF DAY
1 -		39.885	2:33.204	63.25	11.814	09:46:31.430
2 -	1:48.018	40.426	2:28.444	65.28	7.054	09:48:59.874
3 -	1:46.389	39.587	2:25.976	66.38	4.586	09:51:25.850
4 -	1:45.937	39.398	2:25.335	66.68	3.945	09:53:51.185
5 -	1:44.113	38.134	2:22.247 (3)	68.13	0.857	09:56:13.432
6 -	1:42.984	38.406	2:21.390 (1)	68.54		09:58:34.822
7 -	1:43.443	38.596	2:22.039 (2)	68.22	0.649	10:00:56.861

P22 57 Geoff MOOK		Yamaha TZR 250 -				
IDEAL LAP TIME : 1:58.453		BEST LAP TIME : 1:59.431		DIFFERENCE : 0.978		
LAP	SECTOR 1	SECTOR 2	LAP TIME	MPH	DIFF	TIME OF DAY
1 -		32.763	2:07.217	76.17	7.786	09:46:05.443
2 -	1:26.736	33.709	2:00.445 (3)	80.46	1.014	09:48:05.888
3 -	1:26.982	32.656	1:59.638 (2)	81.00	0.207	09:50:05.526
4 -	1:26.106	33.325	1:59.431 (1)	81.14		09:52:04.957

P23 59 Neil HESMAN		Yamaha RD350R - The Village Websmith - Farkham Hall				
IDEAL LAP TIME : 2:25.773		BEST LAP TIME : 2:27.013		DIFFERENCE : 1.240		
LAP	SECTOR 1	SECTOR 2	LAP TIME	MPH	DIFF	TIME OF DAY
1 -		39.609	2:33.923	62.96	6.910	09:46:32.149
2 -	1:47.710	40.801	2:28.511 (2)	65.25	1.498	09:49:00.660
3 -	1:46.164	40.849	2:27.013 (1)	65.92		09:51:27.673
4 -	1:47.064	IN PIT	2:46.435 P	58.22	19.422	09:54:14.108

BMCRC - MRO Championships 2022 - Rnd 4 @ Oulton Park

DFDS Yamaha Past Masters

RACE 3 - BEST SECTORS

SECTOR 1			SECTOR 2			IDEAL / BEST COMPARISON						
POS	NO	NAME	TIME	NO	NAME	TIME	POS	NO	NAME	IDEAL	BEST	DIFF
									PERFECT LAP	1:53.913		
1	51	WHOLEY	1:22.829	30	COOPER	31.084	1	51	WHOLEY	1:54.347	1:54.366	0.019
2	19	BRANTON	1:23.160	19	BRANTON	31.215	2	30	COOPER	1:54.363	1:54.692	0.329
3	30	COOPER	1:23.279	81	GRANT	31.259	3	19	BRANTON	1:54.375	1:54.651	0.276
4	81	GRANT	1:23.356	51	WHOLEY	31.518	4	81	GRANT	1:54.615	1:54.728	0.113
5	75	JOHNSON	1:23.438	75	JOHNSON	31.681	5	75	JOHNSON	1:55.119	1:55.610	0.491
6	57	MOOK	1:25.797	57	MOOK	32.656	6	57	MOOK	1:58.453	1:59.431	0.978
7	55	TOLAND	1:26.642	92	MOOK	32.765	7	55	TOLAND	1:59.468	2:00.371	0.903
8	74	WHITBY	1:27.104	60	GOUGH	32.798	8	60	GOUGH	1:59.924	1:59.951	0.027
9	29	CRIPPS	1:27.108	55	TOLAND	32.826	9	74	WHITBY	1:59.939	1:59.939	0.000
10	60	GOUGH	1:27.126	74	WHITBY	32.835	10	29	CRIPPS	2:00.013	2:00.024	0.011
11	8	BALL	1:27.485	29	CRIPPS	32.905	11	92	MOOK	2:00.345	2:01.147	0.802
12	92	MOOK	1:27.580	72	HAMILTON	33.141	12	8	BALL	2:00.655	2:01.541	0.886
13	72	HAMILTON	1:28.069	8	BALL	33.170	13	72	HAMILTON	2:01.210	2:01.246	0.036
14	26	LEE	1:28.283	26	LEE	33.592	14	26	LEE	2:01.875	2:02.000	0.125
15	28	McCARTER	1:29.194	28	McCARTER	34.341	15	28	McCARTER	2:03.535	2:04.006	0.471
16	76	HIGERTY	1:31.497	76	HIGERTY	34.478	16	76	HIGERTY	2:05.975	2:06.302	0.327
17	73	TURNER	1:33.605	69	ELLERAY	35.068	17	69	ELLERAY	2:08.752	2:09.111	0.359
18	69	ELLERAY	1:33.684	73	TURNER	35.391	18	73	TURNER	2:08.996	2:09.213	0.217
19	46	MARSHALL	1:33.746	100	PINCHES	35.471	19	46	MARSHALL	2:09.255	2:09.457	0.202
20	100	PINCHES	1:34.316	46	MARSHALL	35.509	20	100	PINCHES	2:09.787	2:10.088	0.301
21	62	PATERSON	1:40.673	62	PATERSON	37.435	21	62	PATERSON	2:18.108	2:18.694	0.586
22	99	FIRTH	1:42.984	99	FIRTH	38.134	22	99	FIRTH	2:21.118	2:21.390	0.272
23	59	HESMAN	1:46.164	59	HESMAN	39.609	23	59	HESMAN	2:25.773	2:27.013	1.240

BMCRC - MRO Championships 2022 - Rnd 4 @ Oulton Park

DFDS Yamaha Past Masters

RACE 3 - STATISTICS

Competitors Started	23
Planned Start	2022-06-04 @ 09:40:00.000
Actual Start	2022-06-04 @ 09:43:58.225
Finish Time	2022-06-04 @ 09:59:29.644
Track Length	2.6920mi.
Total Laps	173
Total Distance Covered	465.7209mi.

Session Fastest Lap History

NO	CL	NAME	LAP TIME	TIME OF DAY	LAP	VEHICLE
51		Kevin WHOLEY	1:56.290	09:47:56.670	2	Yamaha TZR250
19		Peter BRANTON	1:55.981	09:49:52.783	3	Yamaha TZR 250
81		Scott GRANT	1:55.800	09:49:53.482	3	Yamaha TZR250
19		Peter BRANTON	1:55.098	09:55:40.070	6	Yamaha TZR 250
81		Scott GRANT	1:55.034	09:55:41.077	6	Yamaha TZR250
30		Alan COOPER	1:54.911	09:55:41.388	6	Yamaha TZR250
51		Kevin WHOLEY	1:54.366	09:57:35.213	7	Yamaha TZR250

Session Leader History

NO	CL	NAME	FROM LAP	LAPS LED	DISTANCE	VEHICLE
51		Kevin WHOLEY	1	2	5.38 miles	Yamaha TZR250
19		Peter BRANTON	3	5	13.46 miles	Yamaha TZR 250
51		Kevin WHOLEY	8	1	2.69 miles	Yamaha TZR250

Flag History

TYPE	TIME OF DAY
GREEN	09:43:58.225
FINISH	09:59:29.644

Flag Statistics

TYPE	COUNT	TOTAL LAPS	TOTAL TIME
Green	1	8	18:02.279
Red	0	0	0.000
Safety Car	0	0	0.000
FCY	0	0	0.000

BMCRC - MRO Championships 2022 - Rnd 4 @ Oulton Park

DFDS Yamaha Past Masters

RACE 3 - STATISTICS

CLASS :

13 Starters

Fastest Lap History

NO	NAME	LAP TIME	TIME OF DAY	LAP	VEHICLE
51	Kevin WHOLEY	1:56.290	09:47:56.670	2	Yamaha TZR250
19	Peter BRANTON	1:55.981	09:49:52.783	3	Yamaha TZR 250
81	Scott GRANT	1:55.800	09:49:53.482	3	Yamaha TZR250
19	Peter BRANTON	1:55.098	09:55:40.070	6	Yamaha TZR 250
81	Scott GRANT	1:55.034	09:55:41.077	6	Yamaha TZR250
30	Alan COOPER	1:54.911	09:55:41.388	6	Yamaha TZR250
51	Kevin WHOLEY	1:54.366	09:57:35.213	7	Yamaha TZR250

Leader History

NO	NAME	FROM LAP	LAPS LED	DISTANCE	VEHICLE
51	Kevin WHOLEY	1	2	5.38 miles	Yamaha TZR250
19	Peter BRANTON	3	5	13.46 miles	Yamaha TZR 250
51	Kevin WHOLEY	8	1	2.69 miles	Yamaha TZR250

BMCRC - MRO Championships 2022 - Rnd 4 @ Oulton Park

DFDS Yamaha Past Masters

RACE 3 - STATISTICS

CLASS : C

9 Starters

Fastest Lap History

NO	NAME	LAP TIME	TIME OF DAY	LAP	VEHICLE
60	Daniel GOUGH	2:00.828	09:48:07.055	2	Yamaha TZR 250
60	Daniel GOUGH	1:59.951	09:58:11.577	7	Yamaha TZR 250

Leader History

NO	NAME	FROM LAP	LAPS LED	DISTANCE	VEHICLE
60	Daniel GOUGH	1	8	21.53 miles	Yamaha TZR 250

BMCRC - MRO Championships 2022 - Rnd 4 @ Oulton Park

DFDS Yamaha Past Masters

RACE 3 - STATISTICS

CLASS : R

1 Starters

Fastest Lap History

NO	NAME	LAP TIME	TIME OF DAY	LAP	VEHICLE
100	Michael PINCHES	2:13.488	09:48:41.320	2	Yamaha TZR 250
100	Michael PINCHES	2:11.099	09:50:52.420	3	Yamaha TZR 250
100	Michael PINCHES	2:10.088	09:53:02.507	4	Yamaha TZR 250

Leader History

NO	NAME	FROM LAP	LAPS LED	DISTANCE	VEHICLE
100	Michael PINCHES	1	7	18.84 miles	Yamaha TZR 250

BMCRC - MRO Championships 2022 - Rnd 4 @ Oulton Park
DFDS Yamaha Past Masters
RACE 13 - GRID (8 Laps)

ROW 9	26	333 Mark STUBBERFIELD	25	3 Dan NEMATI					
ROW 8	24	199 Michael FROST	23	59 Neil HESMAN	2:27.013	22	99 Paul FIRTH	2:21.390	
ROW 7	21	62 David PATERSON	2:18.694	20	100 Michael PINCHES	2:10.088	19	46 Kevin MARSHALL	2:09.457
ROW 6	18	73 Colvin TURNER	2:09.213	17	69 Mark ELLERAY	2:09.111	16	76 Kev HIGERTY	2:06.302
ROW 5	15	28 Liam McCARTER	2:04.006	14	26 Damian LEE	2:02.000	13	8 David BALL	2:01.541
ROW 4	12	72 John HAMILTON	2:01.246	11	92 Andrew MOOK	2:01.147	10	55 Paul TOLAND	2:00.371
ROW 3	9	29 Derek CRIPPS	2:00.024	8	60 Daniel GOUGH	1:59.951	7	74 Paul WHITBY	1:59.939
ROW 2	6	57 Geoff MOOK	1:59.431	5	75 Anthony JOHNSON	1:55.610	4	81 Scott GRANT	1:54.728
ROW 1	3	30 Alan COOPER	1:54.692	2	19 Peter BRANTON	1:54.651	1	51 Kevin WHOLEY	1:54.366
Pole									

Oulton Park International: 2.6920 miles

These results are provisional until the conclusion of any judicial and technical matters.

Clerk Of Course :	Stewards :	Timekeeper : Richard Evans
-------------------	------------	----------------------------

 Results can be found at www.tsl-timing.com

Printed - 10:03 Saturday, 04 June 2022



BMCRC - MRO Championships 2022 - Rnd 4 @ Oulton Park
DFDS Yamaha Past Masters
RACE 13 - CLASSIFICATION

POS	NO	CL	PIC NAME	ENTRY	LAPS	TIME	GAP	DIFF	MPH	BEST	ON
1	19		1 Peter BRANTON	Yamaha TZR 250 - Exactweld Racing	8	15:22.727			84.02	1:53.910	3
2	51		2 Kevin WHOLEY	Yamaha TZR250 - Twistgrip Motorcycles	8	15:25.532	2.805	2.805	83.76	1:53.555	8
3	30		3 Alan COOPER	Yamaha TZR250 - Twistgrip Motorcycles	8	15:26.106	3.379	0.574	83.71	1:53.588	7
4	81		4 Scott GRANT	Yamaha TZR250 - Katie, Mum and Dad	8	15:29.134	6.407	3.028	83.44	1:54.740	7
5	75		5 Anthony JOHNSON	Yamaha TZR 250 - INTA MOTORCYCLE SERVICE	8	15:29.226	6.499	0.092	83.43	1:54.903	5
6	57		6 Geoff MOOK	Yamaha TZR 250 -	8	16:02.848	40.121	33.622	80.52	1:58.789	8
7	55		7 Paul TOLAND	Yamaha TZR250 - Kippers keys	8	16:06.059	43.332	3.211	80.25	1:59.056	6
8	74		8 Paul WHITBY	Yamaha TZR 250 - Greybridge Ltd	8	16:06.170	43.443	0.111	80.24	1:59.453	5
9	8		9 David BALL	Yamaha TZR250 - Gardiner Page and Roe pension	8	16:15.835	53.108	9.665	79.45	1:59.973	8
10	29		10 Derek CRIPPS	Yamaha TZR250 - Kelly Cripps - Team FBR	8	16:16.505	53.778	0.670	79.39	2:00.243	8
11	92	C	1 Andrew MOOK	Yamaha TZR250 -	8	16:17.652	54.925	1.147	79.30	1:59.867	8
12	60	C	2 Daniel GOUGH	Yamaha TZR 250 - Kieran Lewis/G Force Mc	8	16:24.409	1:01.682	6.757	78.75	2:00.899	5
13	26	C	3 Damian LEE	Yamaha TZR250 - Leed Autos	8	16:24.950	1:02.223	0.541	78.71	2:01.785	4
14	72	C	4 John HAMILTON	Yamaha TRZ250 - LW Racing	8	16:26.701	1:03.974	1.751	78.57	2:01.291	4
15	28		11 Liam McCARTER	Yamaha TZR250 - Katie McCarter	8	16:50.380	1:27.653	23.679	76.73	2:03.975	7
16	76	C	5 Kev HIGERTY	Yamaha TZR250 - Aitch Racing	8	16:58.462	1:35.735	8.082	76.12	2:04.630	4
17	46		12 Kevin MARSHALL	Yamaha TZR250 - Stacey Processing	8	17:17.959	1:55.232	19.497	74.69	2:08.124	5
18	100	R	1 Michael PINCHES	Yamaha TZR 250 - www.ypmrc.co.uk	8	17:26.382	2:03.655	8.423	74.09	2:08.652	8
19	69	C	6 Mark ELLERAY	Yamaha TZR250 - Abbot Solutions Ltd	8	17:26.618	2:03.891	0.236	74.07	2:08.510	8
20	73	C	7 Colvin TURNER	Yamaha TZR250 -	8	17:27.115	2:04.388	0.497	74.04	2:07.939	8
21	62	C	8 David PATERSON	Yamaha TZR 2MA - The love of a good woman	7	16:40.840	1 Lap	1 Lap	67.78	2:19.269	7
22	59		13 Neil HESMAN	Yamaha RD350R - The Village Websmith - Farkham	7	16:41.175	1 Lap	0.335	67.75	2:18.566	7
23	99	C	9 Paul FIRTH	Yamaha TZR250 - Joanne Porter	7	17:05.780	1 Lap	24.605	66.13	2:23.358	6

FASTEST LAP

51	Kevin WHOLEY	Yamaha TZR250 - Twistgrip Motorcycles	8	1:53.555	85.34 mph	137.34 kph
92	C Andrew MOOK	Yamaha TZR250 -	8	1:59.867	80.85 mph	130.11 kph
100	R Michael PINCHES	Yamaha TZR 250 - www.ypmrc.co.uk	8	2:08.652	75.32 mph	121.23 kph

Class - 92.5% of Race Speed = 77.71 mph
 Class C - 92.5% of Race Speed = 73.35 mph
 Class R - 92.5% of Race Speed = 68.53 mph

Weather / Track : Cloudy / Dry

These results are provisional until the conclusion of any judicial and technical matters.

Race Distance: 8 Laps / 21.53 miles
 Oulton Park International: 2.6920 miles
 Date: 04/06/2022 Start: 14:45 Finish: 15:00

Clerk Of Course :	Stewards :	Timekeeper : Richard Evans
-------------------	------------	----------------------------

Results can be found at www.tsl-timing.com

Printed - 15:03 Saturday, 04 June 2022



BMCRC - MRO Championships 2022 - Rnd 4 @ Oulton Park

DFDS Yamaha Past Masters

RACE 13 - LAP CHART

LAP 1 @ 14:47:21.721

NO	BEHIND	LAP TIME
19		2:00.125
75	1.104	2:01.229
81	1.299	2:01.424
51	1.639	2:01.764
30	2.677	2:02.802
74	4.288	2:04.413
57	4.675	2:04.800
92	7.689	2:07.814
29	7.985	2:08.110
8	8.740	2:08.865
55	8.831	2:08.956
60	9.188	2:09.313
26	9.720	2:09.845
72	10.056	2:10.181
76	12.707	2:12.832
28	13.436	2:13.561
73	14.821	2:14.946
46	16.228	2:16.353
100	18.806	2:18.931
69	19.183	2:19.308
62	27.833	2:27.958
59	30.419	2:30.544
99	34.075	2:34.200

LAP 2 @ 14:49:16.345

NO	BEHIND	LAP TIME
19		1:54.624
81	1.977	1:55.302
75	2.010	1:55.530
51	2.578	1:55.563
30	3.466	1:55.413
57	9.502	1:59.451
74	9.996	2:00.332
55	14.960	2:00.753
29	15.011	2:01.650
92	15.998	2:02.933
60	16.293	2:01.729
8	16.453	2:02.337
26	17.125	2:02.029
72	18.451	2:03.019
76	23.613	2:05.530
28	24.085	2:05.273
73	31.197	2:11.000
46	31.377	2:09.773
100	34.945	2:10.763
69	35.159	2:10.600
62	55.592	2:22.383
59	57.317	2:21.522
99	1:08.282	2:28.831

LAP 3 @ 14:51:10.255

NO	BEHIND	LAP TIME
19		1:53.910
75	3.371	1:55.271
81	3.488	1:55.421
51	3.562	1:54.894
30	4.349	1:54.793
57	15.634	2:00.042
74	16.368	2:00.282
55	21.029	1:59.979
29	22.317	2:01.216
8	24.289	2:01.746

92	24.541	2:02.453
60	24.676	2:02.293
26	25.498	2:02.283
72	26.327	2:01.786
76	35.589	2:05.886
28	35.961	2:05.786
73	46.988	2:09.701
46	47.075	2:09.608
100	51.319	2:10.284
69	51.605	2:10.356
62	1:26.148	2:24.466
59	1:27.233	2:23.826
99	1:41.902	2:27.530

LAP 4 @ 14:53:04.190

NO	BEHIND	LAP TIME
19		1:53.935
51	4.217	1:54.590
75	4.779	1:55.343
81	5.082	1:55.529
30	5.596	1:55.182
57	21.812	2:00.113
74	22.337	1:59.904
55	26.711	1:59.617
29	29.421	2:01.039
8	30.613	2:00.259
92	31.483	2:00.877
60	31.654	2:00.913
26	33.348	2:01.785
72	33.683	2:01.291
76	46.284	2:04.630
28	46.863	2:04.837
46	1:01.514	2:08.374
73	1:03.575	2:10.522
100	1:07.390	2:10.006
69	1:07.877	2:10.207
62	1:54.309	2:22.096
59	1:54.953	2:21.655

LAP 5 @ 14:54:59.171

NO	BEHIND	LAP TIME
19		1:54.981
51	4.517	1:55.281
75	4.701	1:54.903
81	4.926	1:54.825
30	5.320	1:54.705
99	1 Lap	2:24.337
57	26.412	1:59.581
74	26.809	1:59.453
55	30.873	1:59.143
8	36.057	2:00.425
29	36.402	2:01.962
92	37.346	2:00.844
60	37.572	2:00.899
26	40.400	2:02.033
72	41.001	2:02.299
28	58.066	2:06.184
76	58.672	2:07.369
46	1:14.657	2:08.124
73	1:19.890	2:11.296
100	1:21.859	2:09.450
69	1:22.585	2:09.689

LAP 6 @ 14:56:54.839

NO	BEHIND	LAP TIME
19		1:55.668
51	4.060	1:55.211
75	5.305	1:56.272
30	5.468	1:55.816
81	5.927	1:56.669
62	1 Lap	2:22.499
59	1 Lap	2:22.709
57	31.735	2:00.991
74	33.102	2:01.961
55	34.261	1:59.056
8	41.397	2:01.008
29	41.636	2:00.902
92	43.283	2:01.605
60	43.459	2:01.555
99	1 Lap	2:24.105
26	46.725	2:01.993
72	47.579	2:02.246
28	1:06.589	2:04.191
76	1:08.600	2:05.596
46	1:27.858	2:08.869
100	1:35.393	2:09.202
73	1:36.135	2:11.913
69	1:36.245	2:09.328

LAP 7 @ 14:58:49.637

NO	BEHIND	LAP TIME
19		1:54.798
51	3.936	1:54.674
30	4.258	1:53.588
75	5.654	1:55.147
81	5.869	1:54.740
57	36.018	1:59.081
74	38.517	2:00.213
55	38.775	1:59.312
8	47.821	2:01.222
29	48.221	2:01.383
92	49.744	2:01.259
62	1 Lap	2:22.169
60	53.715	2:05.054
59	1 Lap	2:22.353
26	55.094	2:03.167
72	56.055	2:03.274
99	1 Lap	2:23.358
28	1:15.766	2:03.975
76	1:19.755	2:05.953
46	1:41.701	2:08.641
100	1:49.689	2:09.094
69	1:50.067	2:08.620
73	1:51.135	2:09.798

LAP 8 @ 15:00:44.323

NO	BEHIND	LAP TIME
19		1:54.686
51	2.805	1:53.555
30	3.379	1:53.807
81	6.407	1:55.224
75	6.499	1:55.531
57	40.121	1:58.789
55	43.332	1:59.243
74	43.443	1:59.612
8	53.108	1:59.973
29	53.778	2:00.243

92	54.925	1:59.867
60	1:01.682	2:02.653
26	1:02.223	2:01.815
72	1:03.974	2:02.605
62	1 Lap	2:19.269
59	1 Lap	2:18.566
28	1:27.653	2:06.573
76	1:35.735	2:10.666
99	1 Lap	2:23.419
46	1:55.232	2:08.217
100	2:03.655	2:08.652
69	2:03.891	2:08.510
73	2:04.388	2:07.939

BMCRC - MRO Championships 2022 - Rnd 4 @ Oulton Park

DFDS Yamaha Past Masters

RACE 13 - SECTOR ANALYSIS



SECTOR 1 = FL to I1, SECTOR 2 = I1 to FL, DIFF = Difference To Personal Best Lap, P = Crossed Finish Line in Pit Lane, D = Time Disallowed

P1 19		Peter BRANTON		Yamaha TZR 250 - Exactweld Racing		
IDEAL LAP TIME : 1:53.895		BEST LAP TIME : 1:53.910		DIFFERENCE : 0.015		
LAP	SECTOR 1	SECTOR 2	LAP TIME	MPH	DIFF	TIME OF DAY
1 -		31.694	2:00.125	80.67	6.215	14:47:21.721
2 -	1:23.310	31.314	1:54.624 (3)	84.54	0.714	14:49:16.345
3 -	1:22.624	31.286	1:53.910 (1)	85.07		14:51:10.255
4 -	1:22.664	31.271	1:53.935 (2)	85.05	0.025	14:53:04.190
5 -	1:23.366	31.615	1:54.981	84.28	1.071	14:54:59.171
6 -	1:23.883	31.785	1:55.668	83.78	1.758	14:56:54.839
7 -	1:23.193	31.605	1:54.798	84.42	0.888	14:58:49.637
8 -	1:22.857	31.829	1:54.686	84.50	0.776	15:00:44.323

P2 51		Kevin WHOLEY		Yamaha TZR250 - Twistgrip Motorcycles		
IDEAL LAP TIME : 1:53.555		BEST LAP TIME : 1:53.555		DIFFERENCE : 0.000		
LAP	SECTOR 1	SECTOR 2	LAP TIME	MPH	DIFF	TIME OF DAY
1 -		31.656	2:01.764	79.59	8.209	14:47:23.360
2 -	1:23.638	31.925	1:55.563	83.86	2.008	14:49:18.923
3 -	1:23.424	31.470	1:54.894	84.34	1.339	14:51:13.817
4 -	1:23.223	31.367	1:54.590 (2)	84.57	1.035	14:53:08.407
5 -	1:23.568	31.713	1:55.281	84.06	1.726	14:55:03.688
6 -	1:23.821	31.390	1:55.211	84.11	1.656	14:56:58.899
7 -	1:23.034	31.640	1:54.674 (3)	84.51	1.119	14:58:53.573
8 -	1:22.215	31.340	1:53.555 (1)	85.34		15:00:47.128

P3 30		Alan COOPER		Yamaha TZR250 - Twistgrip Motorcycles		
IDEAL LAP TIME : 1:53.389		BEST LAP TIME : 1:53.588		DIFFERENCE : 0.199		
LAP	SECTOR 1	SECTOR 2	LAP TIME	MPH	DIFF	TIME OF DAY
1 -		31.801	2:02.802	78.91	9.214	14:47:24.398
2 -	1:24.056	31.357	1:55.413	83.97	1.825	14:49:19.811
3 -	1:23.042	31.751	1:54.793	84.42	1.205	14:51:14.604
4 -	1:23.589	31.593	1:55.182	84.13	1.594	14:53:09.786
5 -	1:23.317	31.388	1:54.705 (3)	84.48	1.117	14:55:04.491
6 -	1:24.502	31.314	1:55.816	83.67	2.228	14:57:00.307
7 -	1:22.357	31.231	1:53.588 (1)	85.31		14:58:53.895
8 -	1:22.775	31.032	1:53.807 (2)	85.15	0.219	15:00:47.702

P4 81		Scott GRANT		Yamaha TZR250 - Katie, Mum and Dad		
IDEAL LAP TIME : 1:54.740		BEST LAP TIME : 1:54.740		DIFFERENCE : 0.000		
LAP	SECTOR 1	SECTOR 2	LAP TIME	MPH	DIFF	TIME OF DAY
1 -		31.488	2:01.424	79.81	6.684	14:47:23.020
2 -	1:23.625	31.677	1:55.302	84.05	0.562	14:49:18.322
3 -	1:23.669	31.752	1:55.421	83.96	0.681	14:51:13.743
4 -	1:24.084	31.445	1:55.529	83.88	0.789	14:53:09.272
5 -	1:23.349	31.476	1:54.825 (2)	84.40	0.085	14:55:04.097
6 -	1:24.763	31.906	1:56.669	83.06	1.929	14:57:00.766
7 -	1:23.315	31.425	1:54.740 (1)	84.46		14:58:55.506
8 -	1:23.463	31.761	1:55.224 (3)	84.10	0.484	15:00:50.730

P5 75		Anthony JOHNSON		Yamaha TZR 250 - INTA MOTORCYCLE SERVICES LTD		
IDEAL LAP TIME : 1:54.859		BEST LAP TIME : 1:54.903		DIFFERENCE : 0.044		
LAP	SECTOR 1	SECTOR 2	LAP TIME	MPH	DIFF	TIME OF DAY
1 -		31.850	2:01.229	79.94	6.326	14:47:22.825
2 -	1:23.680	31.850	1:55.530	83.88	0.627	14:49:18.355
3 -	1:23.397	31.874	1:55.271 (3)	84.07	0.368	14:51:13.626
4 -	1:23.791	31.552	1:55.343	84.02	0.440	14:53:08.969
5 -	1:23.307	31.596	1:54.903 (1)	84.34		14:55:03.872
6 -	1:24.415	31.857	1:56.272	83.35	1.369	14:57:00.144
7 -	1:23.474	31.673	1:55.147 (2)	84.16	0.244	14:58:55.291
8 -	1:23.546	31.985	1:55.531	83.88	0.628	15:00:50.822

BMCRC - MRO Championships 2022 - Rnd 4 @ Oulton Park

DFDS Yamaha Past Masters

RACE 13 - SECTOR ANALYSIS



SECTOR 1 = FL to I1, SECTOR 2 = I1 to FL, DIFF = Difference To Personal Best Lap, P = Crossed Finish Line in Pit Lane, D = Time Disallowed

P6 57		Geoff MOOK		Yamaha TZR 250 -		
IDEAL LAP TIME : 1:58.421		BEST LAP TIME : 1:58.789		DIFFERENCE : 0.368		
LAP	SECTOR 1	SECTOR 2	LAP TIME	MPH	DIFF	TIME OF DAY
1 -		32.845	2:04.800	77.65	6.011	14:47:26.396
2 -	1:26.166	33.285	1:59.451 (3)	81.13	0.662	14:49:25.847
3 -	1:26.786	33.256	2:00.042	80.73	1.253	14:51:25.889
4 -	1:27.131	32.982	2:00.113	80.68	1.324	14:53:26.002
5 -	1:26.557	33.024	1:59.581	81.04	0.792	14:55:25.583
6 -	1:28.042	32.949	2:00.991	80.09	2.202	14:57:26.574
7 -	1:26.058	33.023	1:59.081 (2)	81.38	0.292	14:59:25.655
8 -	1:25.576	33.213	1:58.789 (1)	81.58		15:01:24.444

P7 55		Paul TOLAND		Yamaha TZR250 - Kippers keys		
IDEAL LAP TIME : 1:58.542		BEST LAP TIME : 1:59.056		DIFFERENCE : 0.514		
LAP	SECTOR 1	SECTOR 2	LAP TIME	MPH	DIFF	TIME OF DAY
1 -		33.307	2:08.956	75.15	9.900	14:47:30.552
2 -	1:27.652	33.101	2:00.753	80.25	1.697	14:49:31.305
3 -	1:27.008	32.971	1:59.979	80.77	0.923	14:51:31.284
4 -	1:26.578	33.039	1:59.617	81.01	0.561	14:53:30.901
5 -	1:26.137	33.006	1:59.143 (2)	81.34	0.087	14:55:30.044
6 -	1:26.651	32.405	1:59.056 (1)	81.40		14:57:29.100
7 -	1:26.559	32.753	1:59.312	81.22	0.256	14:59:28.412
8 -	1:26.396	32.847	1:59.243 (3)	81.27	0.187	15:01:27.655

P8 74		Paul WHITBY		Yamaha TZR 250 - Greybridge Ltd		
IDEAL LAP TIME : 1:59.037		BEST LAP TIME : 1:59.453		DIFFERENCE : 0.416		
LAP	SECTOR 1	SECTOR 2	LAP TIME	MPH	DIFF	TIME OF DAY
1 -		32.626	2:04.413	77.89	4.960	14:47:26.009
2 -	1:27.365	32.967	2:00.332	80.53	0.879	14:49:26.341
3 -	1:27.577	32.705	2:00.282	80.57	0.829	14:51:26.623
4 -	1:27.080	32.824	1:59.904 (3)	80.82	0.451	14:53:26.527
5 -	1:26.983	32.470	1:59.453 (1)	81.13		14:55:25.980
6 -	1:28.845	33.116	2:01.961	79.46	2.508	14:57:27.941
7 -	1:27.607	32.606	2:00.213	80.61	0.760	14:59:28.154
8 -	1:26.567	33.045	1:59.612 (2)	81.02	0.159	15:01:27.766

P9 8		David BALL		Yamaha TZR250 - Gardiner Page and Roe pension consultants		
IDEAL LAP TIME : 1:59.847		BEST LAP TIME : 1:59.973		DIFFERENCE : 0.126		
LAP	SECTOR 1	SECTOR 2	LAP TIME	MPH	DIFF	TIME OF DAY
1 -		33.329	2:08.865	75.20	8.892	14:47:30.461
2 -	1:29.342	32.995	2:02.337	79.21	2.364	14:49:32.798
3 -	1:28.101	33.645	2:01.746	79.60	1.773	14:51:34.544
4 -	1:27.156	33.103	2:00.259 (2)	80.58	0.286	14:53:34.803
5 -	1:27.244	33.181	2:00.425 (3)	80.47	0.452	14:55:35.228
6 -	1:27.217	33.791	2:01.008	80.08	1.035	14:57:36.236
7 -	1:28.055	33.167	2:01.222	79.94	1.249	14:59:37.458
8 -	1:26.852	33.121	1:59.973 (1)	80.77		15:01:37.431

P10 29		Derek CRIPPS		Yamaha TZR250 - Kelly Cripps - Team FBR		
IDEAL LAP TIME : 2:00.243		BEST LAP TIME : 2:00.243		DIFFERENCE : 0.000		
LAP	SECTOR 1	SECTOR 2	LAP TIME	MPH	DIFF	TIME OF DAY
1 -		33.261	2:08.110	75.64	7.867	14:47:29.706
2 -	1:28.203	33.447	2:01.650	79.66	1.407	14:49:31.356
3 -	1:27.825	33.391	2:01.216	79.95	0.973	14:51:32.572
4 -	1:27.735	33.304	2:01.039 (3)	80.06	0.796	14:53:33.611
5 -	1:28.768	33.194	2:01.962	79.46	1.719	14:55:35.573
6 -	1:27.422	33.480	2:00.902 (2)	80.15	0.659	14:57:36.475
7 -	1:27.988	33.395	2:01.383	79.84	1.140	14:59:37.858
8 -	1:27.320	32.923	2:00.243 (1)	80.59		15:01:38.101

BMCRC - MRO Championships 2022 - Rnd 4 @ Oulton Park

DFDS Yamaha Past Masters

RACE 13 - SECTOR ANALYSIS



SECTOR 1 = FL to I1, SECTOR 2 = I1 to FL, DIFF = Difference To Personal Best Lap, P = Crossed Finish Line in Pit Lane, D = Time Disallowed

P11 92 C		Andrew MOOK		Yamaha TZR250 -			
IDEAL LAP TIME : 1:59.867		BEST LAP TIME : 1:59.867		DIFFERENCE : 0.000			
LAP	SECTOR 1	SECTOR 2	LAP TIME	MPH	DIFF	TIME OF DAY	
1 -		33.434	2:07.814	75.82	7.947	14:47:29.410	
2 -	1:29.440	33.493	2:02.933	78.83	3.066	14:49:32.343	
3 -	1:28.245	34.208	2:02.453	79.14	2.586	14:51:34.796	
4 -	1:27.534	33.343	2:00.877 (3)	80.17	1.010	14:53:35.673	
5 -	1:27.776	33.068	2:00.844 (2)	80.19	0.977	14:55:36.517	
6 -	1:27.171	34.434	2:01.605	79.69	1.738	14:57:38.122	
7 -	1:27.107	34.152	2:01.259	79.92	1.392	14:59:39.381	
8 -	1:27.013	32.854	1:59.867 (1)	80.85		15:01:39.248	

P12 60 C		Daniel GOUGH		Yamaha TZR 250 - Kieran Lewis/G Force Mc			
IDEAL LAP TIME : 2:00.423		BEST LAP TIME : 2:00.899		DIFFERENCE : 0.476			
LAP	SECTOR 1	SECTOR 2	LAP TIME	MPH	DIFF	TIME OF DAY	
1 -		33.181	2:09.313	74.94	8.414	14:47:30.909	
2 -	1:28.327	33.402	2:01.729	79.61	0.830	14:49:32.638	
3 -	1:28.759	33.534	2:02.293	79.24	1.394	14:51:34.931	
4 -	1:27.944	32.969	2:00.913 (2)	80.15	0.014	14:53:35.844	
5 -	1:28.177	32.722	2:00.899 (1)	80.16		14:55:36.743	
6 -	1:27.701	33.854	2:01.555 (3)	79.72	0.656	14:57:38.298	
7 -	1:28.790	36.264	2:05.054	77.49	4.155	14:59:43.352	
8 -	1:28.728	33.925	2:02.653	79.01	1.754	15:01:46.005	

P13 26 C		Damian LEE		Yamaha TZR250 - Leed Autos			
IDEAL LAP TIME : 2:01.414		BEST LAP TIME : 2:01.785		DIFFERENCE : 0.371			
LAP	SECTOR 1	SECTOR 2	LAP TIME	MPH	DIFF	TIME OF DAY	
1 -		33.386	2:09.845	74.63	8.060	14:47:31.441	
2 -	1:28.748	33.281	2:02.029	79.41	0.244	14:49:33.470	
3 -	1:28.659	33.624	2:02.283	79.25	0.498	14:51:35.753	
4 -	1:28.133	33.652	2:01.785 (1)	79.57		14:53:37.538	
5 -	1:28.252	33.781	2:02.033	79.41	0.248	14:55:39.571	
6 -	1:28.265	33.728	2:01.993 (3)	79.44	0.208	14:57:41.564	
7 -	1:29.528	33.639	2:03.167	78.68	1.382	14:59:44.731	
8 -	1:28.198	33.617	2:01.815 (2)	79.55	0.030	15:01:46.546	

P14 72 C		John HAMILTON		Yamaha TRZ250 - LW Racing			
IDEAL LAP TIME : 2:01.090		BEST LAP TIME : 2:01.291		DIFFERENCE : 0.201			
LAP	SECTOR 1	SECTOR 2	LAP TIME	MPH	DIFF	TIME OF DAY	
1 -		33.090	2:10.181	74.44	8.890	14:47:31.777	
2 -	1:29.561	33.458	2:03.019	78.77	1.728	14:49:34.796	
3 -	1:28.391	33.395	2:01.786 (2)	79.57	0.495	14:51:36.582	
4 -	1:28.000	33.291	2:01.291 (1)	79.90		14:53:37.873	
5 -	1:28.476	33.823	2:02.299	79.24	1.008	14:55:40.172	
6 -	1:28.773	33.473	2:02.246 (3)	79.27	0.955	14:57:42.418	
7 -	1:30.156	33.118	2:03.274	78.61	1.983	14:59:45.692	
8 -	1:29.132	33.473	2:02.605	79.04	1.314	15:01:48.297	

P15 28		Liam McCARTER		Yamaha TZR250 - Katie McCarter			
IDEAL LAP TIME : 2:03.487		BEST LAP TIME : 2:03.975		DIFFERENCE : 0.488			
LAP	SECTOR 1	SECTOR 2	LAP TIME	MPH	DIFF	TIME OF DAY	
1 -		34.408	2:13.561	72.56	9.586	14:47:35.157	
2 -	1:30.716	34.557	2:05.273	77.36	1.298	14:49:40.430	
3 -	1:31.359	34.427	2:05.786	77.04	1.811	14:51:46.216	
4 -	1:30.553	34.284	2:04.837 (3)	77.63	0.862	14:53:51.053	
5 -	1:31.068	35.116	2:06.184	76.80	2.209	14:55:57.237	
6 -	1:29.291	34.900	2:04.191 (2)	78.03	0.216	14:58:01.428	
7 -	1:29.203	34.772	2:03.975 (1)	78.17		15:00:05.403	
8 -	1:31.870	34.703	2:06.573	76.56	2.598	15:02:11.976	

BMCRC - MRO Championships 2022 - Rnd 4 @ Oulton Park

DFDS Yamaha Past Masters

RACE 13 - SECTOR ANALYSIS



SECTOR 1 = FL to I1, SECTOR 2 = I1 to FL, DIFF = Difference To Personal Best Lap, P = Crossed Finish Line in Pit Lane, D = Time Disallowed

P16 76 C		Kev HIGERTY		Yamaha TZR250 - Aitch Racing		
IDEAL LAP TIME : 2:04.489		BEST LAP TIME : 2:04.630		DIFFERENCE : 0.141		
LAP	SECTOR 1	SECTOR 2	LAP TIME	MPH	DIFF	TIME OF DAY
1 -		34.078	2:12.832	72.95	8.202	14:47:34.428
2 -	1:30.880	34.650	2:05.530 (2)	77.20	0.900	14:49:39.958
3 -	1:31.431	34.455	2:05.886	76.98	1.256	14:51:45.844
4 -	1:30.411	34.219	2:04.630 (1)	77.76		14:53:50.474
5 -	1:32.932	34.437	2:07.369	76.08	2.739	14:55:57.843
6 -	1:31.052	34.544	2:05.596 (3)	77.16	0.966	14:58:03.439
7 -	1:31.630	34.323	2:05.953	76.94	1.323	15:00:09.392
8 -	1:34.763	35.903	2:10.666	74.16	6.036	15:02:20.058

P17 46		Kevin MARSHALL		Yamaha TZR250 - Stacey Processing		
IDEAL LAP TIME : 2:07.372		BEST LAP TIME : 2:08.124		DIFFERENCE : 0.752		
LAP	SECTOR 1	SECTOR 2	LAP TIME	MPH	DIFF	TIME OF DAY
1 -		34.710	2:16.353	71.07	8.229	14:47:37.949
2 -	1:33.139	36.634	2:09.773	74.67	1.649	14:49:47.722
3 -	1:33.821	35.787	2:09.608	74.77	1.484	14:51:57.330
4 -	1:32.843	35.531	2:08.374 (3)	75.49	0.250	14:54:05.704
5 -	1:32.670	35.454	2:08.124 (1)	75.64		14:56:13.828
6 -	1:33.370	35.499	2:08.869	75.20	0.745	14:58:22.697
7 -	1:33.264	35.377	2:08.641	75.33	0.517	15:00:31.338
8 -	1:32.662	35.555	2:08.217 (2)	75.58	0.093	15:02:39.555

P18 100 R		Michael PINCHES		Yamaha TZR 250 - www.ypmrc.co.uk		
IDEAL LAP TIME : 2:08.563		BEST LAP TIME : 2:08.652		DIFFERENCE : 0.089		
LAP	SECTOR 1	SECTOR 2	LAP TIME	MPH	DIFF	TIME OF DAY
1 -		36.143	2:18.931	69.75	10.279	14:47:40.527
2 -	1:34.915	35.848	2:10.763	74.11	2.111	14:49:51.290
3 -	1:34.239	36.045	2:10.284	74.38	1.632	14:52:01.574
4 -	1:34.328	35.678	2:10.006	74.54	1.354	14:54:11.580
5 -	1:34.113	35.337	2:09.450	74.86	0.798	14:56:21.030
6 -	1:33.743	35.459	2:09.202 (3)	75.00	0.550	14:58:30.232
7 -	1:33.595	35.499	2:09.094 (2)	75.07	0.442	15:00:39.326
8 -	1:33.226	35.426	2:08.652 (1)	75.32		15:02:47.978

P19 69 C		Mark ELLERAY		Yamaha TZR250 - Abbot Solutions Ltd		
IDEAL LAP TIME : 2:08.465		BEST LAP TIME : 2:08.510		DIFFERENCE : 0.045		
LAP	SECTOR 1	SECTOR 2	LAP TIME	MPH	DIFF	TIME OF DAY
1 -		35.975	2:19.308	69.56	10.798	14:47:40.904
2 -	1:34.994	35.606	2:10.600	74.20	2.090	14:49:51.504
3 -	1:34.894	35.462	2:10.356	74.34	1.846	14:52:01.860
4 -	1:34.581	35.626	2:10.207	74.42	1.697	14:54:12.067
5 -	1:34.417	35.272	2:09.689	74.72	1.179	14:56:21.756
6 -	1:33.771	35.557	2:09.328 (3)	74.93	0.818	14:58:31.084
7 -	1:33.412	35.208	2:08.620 (2)	75.34	0.110	15:00:39.704
8 -	1:33.257	35.253	2:08.510 (1)	75.41		15:02:48.214

P20 73 C		Colvin TURNER		Yamaha TZR250 -		
IDEAL LAP TIME : 2:07.674		BEST LAP TIME : 2:07.939		DIFFERENCE : 0.265		
LAP	SECTOR 1	SECTOR 2	LAP TIME	MPH	DIFF	TIME OF DAY
1 -		34.956	2:14.946	71.81	7.007	14:47:36.542
2 -	1:34.363	36.637	2:11.000	73.97	3.061	14:49:47.542
3 -	1:33.871	35.830	2:09.701 (2)	74.72	1.762	14:51:57.243
4 -	1:34.143	36.379	2:10.522	74.25	2.583	14:54:07.765
5 -	1:34.825	36.471	2:11.296	73.81	3.357	14:56:19.061
6 -	1:36.365	35.548	2:11.913	73.46	3.974	14:58:30.974
7 -	1:34.837	34.961	2:09.798 (3)	74.66	1.859	15:00:40.772
8 -	1:32.718	35.221	2:07.939 (1)	75.74		15:02:48.711

BMCRC - MRO Championships 2022 - Rnd 4 @ Oulton Park

DFDS Yamaha Past Masters

RACE 13 - SECTOR ANALYSIS



SECTOR 1 = FL to I1, SECTOR 2 = I1 to FL, DIFF = Difference To Personal Best Lap, P = Crossed Finish Line in Pit Lane, D = Time Disallowed

P21 62 C		David PATERSON		Yamaha TZR 2MA - The love of a good woman			
IDEAL LAP TIME : 2:19.269		BEST LAP TIME : 2:19.269		DIFFERENCE : 0.000			
LAP	SECTOR 1	SECTOR 2	LAP TIME	MPH	DIFF	TIME OF DAY	
1 -		39.102	2:27.958	65.49	8.689	14:47:49.554	
2 -	1:42.911	39.472	2:22.383	68.06	3.114	14:50:11.937	
3 -	1:45.221	39.245	2:24.466	67.08	5.197	14:52:36.403	
4 -	1:43.474	38.622	2:22.096 (2)	68.20	2.827	14:54:58.499	
5 -	1:44.058	38.441	2:22.499	68.00	3.230	14:57:20.998	
6 -	1:43.180	38.989	2:22.169 (3)	68.16	2.900	14:59:43.167	
7 -	1:41.140	38.129	2:19.269 (1)	69.58		15:02:02.436	

P22 59		Neil HESMAN		Yamaha RD350R - The Village Websmith - Farkham Hall			
IDEAL LAP TIME : 2:18.566		BEST LAP TIME : 2:18.566		DIFFERENCE : 0.000			
LAP	SECTOR 1	SECTOR 2	LAP TIME	MPH	DIFF	TIME OF DAY	
1 -		39.588	2:30.544	64.37	11.978	14:47:52.140	
2 -	1:42.530	38.992	2:21.522 (2)	68.47	2.956	14:50:13.662	
3 -	1:44.377	39.449	2:23.826	67.38	5.260	14:52:37.488	
4 -	1:43.024	38.631	2:21.655 (3)	68.41	3.089	14:54:59.143	
5 -	1:44.021	38.688	2:22.709	67.90	4.143	14:57:21.852	
6 -	1:43.345	39.008	2:22.353	68.07	3.787	14:59:44.205	
7 -	1:40.896	37.670	2:18.566 (1)	69.93		15:02:02.771	

P23 99 C		Paul FIRTH		Yamaha TZR250 - Joanne Porter			
IDEAL LAP TIME : 2:22.983		BEST LAP TIME : 2:23.358		DIFFERENCE : 0.375			
LAP	SECTOR 1	SECTOR 2	LAP TIME	MPH	DIFF	TIME OF DAY	
1 -		39.670	2:34.200	62.84	10.842	14:47:55.796	
2 -	1:48.263	40.568	2:28.831	65.11	5.473	14:50:24.627	
3 -	1:48.278	39.252	2:27.530	65.69	4.172	14:52:52.157	
4 -	1:45.831	38.506	2:24.337	67.14	0.979	14:55:16.494	
5 -	1:45.336	38.769	2:24.105 (3)	67.25	0.747	14:57:40.599	
6 -	1:44.495	38.863	2:23.358 (1)	67.60		15:00:03.957	
7 -	1:44.931	38.488	2:23.419 (2)	67.57	0.061	15:02:27.376	

BMCRC - MRO Championships 2022 - Rnd 4 @ Oulton Park

DFDS Yamaha Past Masters

RACE 13 - BEST SECTORS

SECTOR 1			SECTOR 2			IDEAL / BEST COMPARISON						
POS	NO	NAME	TIME	NO	NAME	TIME	POS	NO	NAME	IDEAL	BEST	DIFF
									PERFECT LAP	1:53.247		
1	51	WHOLEY	1:22.215	30	COOPER	31.032	1	30	COOPER	1:53.389	1:53.588	0.199
2	30	COOPER	1:22.357	19	BRANTON	31.271	2	51	WHOLEY	1:53.555	1:53.555	0.000
3	19	BRANTON	1:22.624	51	WHOLEY	31.340	3	19	BRANTON	1:53.895	1:53.910	0.015
4	75	JOHNSON	1:23.307	81	GRANT	31.425	4	81	GRANT	1:54.740	1:54.740	0.000
5	81	GRANT	1:23.315	75	JOHNSON	31.552	5	75	JOHNSON	1:54.859	1:54.903	0.044
6	57	MOOK	1:25.576	55	TOLAND	32.405	6	57	MOOK	1:58.421	1:58.789	0.368
7	55	TOLAND	1:26.137	74	WHITBY	32.470	7	55	TOLAND	1:58.542	1:59.056	0.514
8	74	WHITBY	1:26.567	60	GOUGH	32.722	8	74	WHITBY	1:59.037	1:59.453	0.416
9	8	BALL	1:26.852	57	MOOK	32.845	9	8	BALL	1:59.847	1:59.973	0.126
10	92	MOOK	1:27.013	92	MOOK	32.854	10	92	MOOK	1:59.867	1:59.867	0.000
11	29	CRIPPS	1:27.320	29	CRIPPS	32.923	11	29	CRIPPS	2:00.243	2:00.243	0.000
12	60	GOUGH	1:27.701	8	BALL	32.995	12	60	GOUGH	2:00.423	2:00.899	0.476
13	72	HAMILTON	1:28.000	72	HAMILTON	33.090	13	72	HAMILTON	2:01.090	2:01.291	0.201
14	26	LEE	1:28.133	26	LEE	33.281	14	26	LEE	2:01.414	2:01.785	0.371
15	28	McCARTER	1:29.203	76	HIGERTY	34.078	15	28	McCARTER	2:03.487	2:03.975	0.488
16	76	HIGERTY	1:30.411	28	McCARTER	34.284	16	76	HIGERTY	2:04.489	2:04.630	0.141
17	46	MARSHALL	1:32.662	46	MARSHALL	34.710	17	46	MARSHALL	2:07.372	2:08.124	0.752
18	73	TURNER	1:32.718	73	TURNER	34.956	18	73	TURNER	2:07.674	2:07.939	0.265
19	100	PINCHES	1:33.226	69	ELLERAY	35.208	19	69	ELLERAY	2:08.465	2:08.510	0.045
20	69	ELLERAY	1:33.257	100	PINCHES	35.337	20	100	PINCHES	2:08.563	2:08.652	0.089
21	59	HESMAN	1:40.896	59	HESMAN	37.670	21	59	HESMAN	2:18.566	2:18.566	0.000
22	62	PATERSON	1:41.140	62	PATERSON	38.129	22	62	PATERSON	2:19.269	2:19.269	0.000
23	99	FIRTH	1:44.495	99	FIRTH	38.488	23	99	FIRTH	2:22.983	2:23.358	0.375

BMCRC - MRO Championships 2022 - Rnd 4 @ Oulton Park

DFDS Yamaha Past Masters

RACE 13 - STATISTICS

Competitors Started 23
Planned Start 2022-06-04 @ 14:30:00.000
Actual Start 2022-06-04 @ 14:45:21.595
Finish Time 2022-06-04 @ 15:00:44.322
Track Length 2.6920mi.
Total Laps 181
Total Distance Covered 487.2571mi.

Session Fastest Lap History

NO	CL	NAME	LAP TIME	TIME OF DAY	LAP	VEHICLE
19		Peter BRANTON	1:54.624	14:49:16.371	2	Yamaha TZR 250
19		Peter BRANTON	1:53.910	14:51:10.283	3	Yamaha TZR 250
30		Alan COOPER	1:53.588	14:58:53.925	7	Yamaha TZR250
51		Kevin WHOLEY	1:53.555	15:00:47.159	8	Yamaha TZR250

Session Leader History

NO	CL	NAME	FROM LAP	LAPS LED	DISTANCE	VEHICLE
19		Peter BRANTON	1	8	21.53 miles	Yamaha TZR 250

Flag History

TYPE	TIME OF DAY
GREEN	14:45:21.595
FINISH	15:00:44.322

Flag Statistics

TYPE	COUNT	TOTAL LAPS	TOTAL TIME
Green	1	8	17:50.966
Red	0	0	0.000
Safety Car	0	0	0.000
FCY	0	0	0.000

BMCRC - MRO Championships 2022 - Rnd 4 @ Oulton Park

DFDS Yamaha Past Masters

RACE 13 - STATISTICS

CLASS :

13 Starters

Fastest Lap History

NO	NAME	LAP TIME	TIME OF DAY	LAP	VEHICLE
19	Peter BRANTON	1:54.624	14:49:16.371	2	Yamaha TZR 250
19	Peter BRANTON	1:53.910	14:51:10.283	3	Yamaha TZR 250
30	Alan COOPER	1:53.588	14:58:53.925	7	Yamaha TZR250
51	Kevin WHOLEY	1:53.555	15:00:47.159	8	Yamaha TZR250

Leader History

NO	NAME	FROM LAP	LAPS LED	DISTANCE	VEHICLE
19	Peter BRANTON	1	8	21.53 miles	Yamaha TZR 250

BMCRC - MRO Championships 2022 - Rnd 4 @ Oulton Park

DFDS Yamaha Past Masters

RACE 13 - STATISTICS

CLASS : C

9 Starters

Fastest Lap History

NO	NAME	LAP TIME	TIME OF DAY	LAP	VEHICLE
92	Andrew MOOK	2:02.933	14:49:32.364	2	Yamaha TZR250
60	Daniel GOUGH	2:01.729	14:49:32.667	2	Yamaha TZR 250
92	Andrew MOOK	2:00.877	14:53:35.692	4	Yamaha TZR250
92	Andrew MOOK	2:00.844	14:55:36.536	5	Yamaha TZR250
92	Andrew MOOK	1:59.867	15:01:39.267	8	Yamaha TZR250

Leader History

NO	NAME	FROM LAP	LAPS LED	DISTANCE	VEHICLE
92	Andrew MOOK	1	8	21.53 miles	Yamaha TZR250

BMCRC - MRO Championships 2022 - Rnd 4 @ Oulton Park

DFDS Yamaha Past Masters

RACE 13 - STATISTICS

CLASS : R

1 Starters

Fastest Lap History

NO	NAME	LAP TIME	TIME OF DAY	LAP	VEHICLE
100	Michael PINCHES	2:10.763	14:49:51.308	2	Yamaha TZR 250
100	Michael PINCHES	2:10.284	14:52:01.592	3	Yamaha TZR 250
100	Michael PINCHES	2:10.006	14:54:11.597	4	Yamaha TZR 250
100	Michael PINCHES	2:09.450	14:56:21.048	5	Yamaha TZR 250
100	Michael PINCHES	2:09.202	14:58:30.250	6	Yamaha TZR 250
100	Michael PINCHES	2:09.094	15:00:39.344	7	Yamaha TZR 250
100	Michael PINCHES	2:08.652	15:02:47.997	8	Yamaha TZR 250

Leader History

NO	NAME	FROM LAP	LAPS LED	DISTANCE	VEHICLE
100	Michael PINCHES	1	8	21.53 miles	Yamaha TZR 250



illuminate~~e~~design

ILLUMINATE DESIGN 250 MZ & TAYMAR MOTORCYCLES BLUE HAZE GPF



BMCRC-MRO Championships - Round 4
Oulton Park International
3rd / 4th June 2022



Timing & Results Provided by Timing Solutions Ltd

www.tsl-timing.com

BMCRC - MRO Championships 2022 - Rnd 4 @ Oulton Park

Illuminate Design 250 MZs & Blue Haze GPF 2-Stroke

QUALIFYING - CLASSIFICATION



POS	NO	CL	PIC NAME	ENTRY	TIME	ON	LAPS	GAP	DIFF	MPH
1	141	GPF	1 David ABRAHAM	Suzuki RG570 - Cambridge Motorcycles	2:00.836	5	6			80.20
2	4	GPF	2 James SEATH	Aprilia RS250 - Ovenden Earthmoving	2:05.807	6	6	4.971	4.971	77.03
3	110	GPF	3 Mark HAIGH	Aprilia RS250 - Chesterfield CarClinic/The Tuning Work	2:06.327	5	5	5.491	0.520	76.71
4	26	GPF	4 Damian LEE	Yamaha TZR250 - Leed Autos	2:06.808	6	6	5.972	0.481	76.42
5	69		1 Alexander MANN	MZ TS 250 - HS RACING	2:09.501	3	6	8.665	2.693	74.83
6	42	GPF	5 Alan WOOD	Suzuki RGV250 - J.Clubb Aggregates & Concrete	2:10.573	6	6	9.737	1.072	74.22
7	60	GPF	6 Daniel GOUGH	Yamaha TZR 250 - Kieran Lewis/G Force Mc	2:10.677	3	4	9.841	0.104	74.16
8	81		2 Scott GRANT	MZ ETZ 250 - Katie, Mum and Dad	2:10.988	2	3	10.152	0.311	73.98
9	85		3 Andrew WALES	MZ ETZ 250 - Illuminated Design LTD	2:11.572	4	5	10.736	0.584	73.65
10	75		4 Peter WOODALL	MZ ETZ 250 - Online Lubricants	2:13.604	3	6	12.768	2.032	72.53
11	155	GPF	7 Richard LAMBOURNE	Suzuki RG500 - D and A Lambourne	2:13.620	3	3	12.784	0.016	72.52
12	247	GPF	8 Lee HEALEY	Suzuki VJ22 - Specialised welding and fabrications	2:13.910	4	5	13.074	0.290	72.37
13	71	GPF	9 Richard HICKLING	Aprilia RS 125 - Millstream Motor Services & Ringwood	2:14.225	4	5	13.389	0.315	72.20
14	9		5 Gary HOWLETT	MZ TS250 - HS Racing	2:15.293	4	6	14.457	1.068	71.63
15	96		6 Chris KENT	MZ ETZ 250 - Powder House Coatings Ltd	2:16.277	4	5	15.441	0.984	71.11
16	55	GPF	10 Paul TOLAND	Yamaha TZR250 - Kippers keys	2:16.500	3	4	15.664	0.223	70.99
17	13		7 Gordon RYAN	MZ ETZ 250 - Prism Work Psychology	2:16.669	6	6	15.833	0.169	70.91
18	32		8 John ASHMEAD	MZ ETZ 250 -	2:18.724	5	5	17.888	2.055	69.86
19	66		9 Graeme LEWIS	MZ ETZ 250 -	2:19.708	4	5	18.872	0.984	69.36
20	565		10 Louis KERSHAW	MZ ETZ 250 -	2:20.111	4	5	19.275	0.403	69.16
21	199	GPF	11 Michael FROST	Yamaha TZR250 -	2:20.982	4	5	20.146	0.871	68.74
22	22		11 Simon FINCH	MZ ETZ 250 - BlueCloud Projects Ltd	2:21.393	5	5	20.557	0.411	68.54
23	3		12 Max MAUD	MZ ETZ 250 -	2:24.320	5	5	23.484	2.927	67.15
24	566		13 Michael WILBY	MZ ETZ 250 - Sziler UK	2:28.002	3	5	27.166	3.682	65.48
25	63		14 Clive HILLIER	MZ ETZ 250 - Satoshi Nakamoto	2:28.501	3	5	27.665	0.499	65.26

Weather / Track : Sunny / Drying

These results are provisional until the conclusion of any judicial and technical matters.

Oulton Park International: 2.6920 miles

Date: 03/06/2022 Start: 11:01 Finish: 11:13

Clerk Of Course :	Stewards :	Timekeeper : Richard Evans
-------------------	------------	----------------------------

Results can be found at www.tsl-timing.com

Printed - 11:16 Friday, 03 June 2022



BMCRC - MRO Championships 2022 - Rnd 4 @ Oulton Park

Illuminate Design 250 MZs & Blue Haze GPF 2-Stroke

QUALIFYING - SECTOR ANALYSIS



SECTOR 1 = FL to I1, SECTOR 2 = I1 to FL, DIFF = Difference To Personal Best Lap, P = Crossed Finish Line in Pit Lane, D = Time Disallowed

P1		141 GPF		David ABRAHAM		Suzuki RG570 - Cambridge Motorcycles	
IDEAL LAP TIME : 2:00.836		BEST LAP TIME : 2:00.836		DIFFERENCE : 0.000			
LAP	SECTOR 1	SECTOR 2	LAP TIME	MPH	DIFF	TIME OF DAY	
1 -	1:45.344	36.416	2:21.760	68.36	20.924	11:03:42.581	
2 -	1:33.628	34.867	2:08.495	75.42	7.659	11:05:51.076	
3 -	1:30.889	33.908	2:04.797	77.65	3.961	11:07:55.873	
4 -	1:28.352	33.278	2:01.630 (2)	79.67	0.794	11:09:57.503	
5 -	1:27.675	33.161	2:00.836 (1)	80.20		11:11:58.339	
6 -	1:28.133	33.741	2:01.874 (3)	79.51	1.038	11:14:00.213	

P2		4 GPF		James SEATH		Aprilia RS250 - Ovenden Earthmoving	
IDEAL LAP TIME : 2:05.623		BEST LAP TIME : 2:05.807		DIFFERENCE : 0.184			
LAP	SECTOR 1	SECTOR 2	LAP TIME	MPH	DIFF	TIME OF DAY	
1 -	1:46.634	37.493	2:24.127	67.24	18.320	11:03:47.736	
2 -	1:35.089	35.003	2:10.092	74.49	4.285	11:05:57.828	
3 -	1:32.731	35.461	2:08.192	75.59	2.385	11:08:06.020	
4 -	1:32.220	34.569	2:06.789 (2)	76.43	0.982	11:10:12.809	
5 -	1:32.132	35.135	2:07.267 (3)	76.14	1.460	11:12:20.076	
6 -	1:31.054	34.753	2:05.807 (1)	77.03		11:14:25.883	

P3		110 GPF		Mark HAIGH		Aprilia RS250 - Chesterfield CarClinic/The Tuning Works	
IDEAL LAP TIME : 2:06.327		BEST LAP TIME : 2:06.327		DIFFERENCE : 0.000			
LAP	SECTOR 1	SECTOR 2	LAP TIME	MPH	DIFF	TIME OF DAY	
1 -	1:47.868	37.711	2:25.579	66.57	19.252	11:03:58.377	
2 -	1:35.844	36.257	2:12.101	73.36	5.774	11:06:10.478	
3 -	1:33.225	36.392	2:09.617 (3)	74.76	3.290	11:08:20.095	
4 -	1:32.518	34.942	2:07.460 (2)	76.03	1.133	11:10:27.555	
5 -	1:31.609	34.718	2:06.327 (1)	76.71		11:12:33.882	

P4		26 GPF		Damian LEE		Yamaha TZR250 - Leed Autos	
IDEAL LAP TIME : 2:06.808		BEST LAP TIME : 2:06.808		DIFFERENCE : 0.000			
LAP	SECTOR 1	SECTOR 2	LAP TIME	MPH	DIFF	TIME OF DAY	
1 -	1:43.284	36.464	2:19.748	69.34	12.940	11:03:44.831	
2 -	1:33.877	36.023	2:09.900	74.60	3.092	11:05:54.731	
3 -	1:32.758	35.662	2:08.420 (3)	75.46	1.612	11:08:03.151	
4 -	1:32.863	35.918	2:08.781	75.25	1.973	11:10:11.932	
5 -	1:32.411	35.513	2:07.924 (2)	75.75	1.116	11:12:19.856	
6 -	1:31.998	34.810	2:06.808 (1)	76.42		11:14:26.664	

P5		69		Alexander MANN		MZ TS 250 - HS RACING	
IDEAL LAP TIME : 2:09.501		BEST LAP TIME : 2:09.501		DIFFERENCE : 0.000			
LAP	SECTOR 1	SECTOR 2	LAP TIME	MPH	DIFF	TIME OF DAY	
1 -	1:46.019	37.402	2:23.421	67.57	13.920	11:03:46.508	
2 -	1:36.044	36.470	2:12.514 (3)	73.13	3.013	11:05:59.022	
3 -	1:34.081	35.420	2:09.501 (1)	74.83		11:08:08.523	
4 -	1:34.361	36.818	2:11.179 (2)	73.87	1.678	11:10:19.702	
5 -	1:37.300	37.066	2:14.366	72.12	4.865	11:12:34.068	
6 -	1:48.189	IN PIT	2:36.757 P	61.82	27.256	11:15:10.825	

P6		42 GPF		Alan WOOD		Suzuki RGV250 - J.Clubb Aggregates & Concrete	
IDEAL LAP TIME : 2:10.573		BEST LAP TIME : 2:10.573		DIFFERENCE : 0.000			
LAP	SECTOR 1	SECTOR 2	LAP TIME	MPH	DIFF	TIME OF DAY	
1 -	1:50.776	39.192	2:29.968	64.62	19.395	11:03:57.524	
2 -	1:41.079	37.640	2:18.719	69.86	8.146	11:06:16.243	
3 -	1:38.680	36.676	2:15.356	71.59	4.783	11:08:31.599	
4 -	1:36.473	36.769	2:13.242 (3)	72.73	2.669	11:10:44.841	
5 -	1:36.220	35.792	2:12.012 (2)	73.41	1.439	11:12:56.853	
6 -	1:35.253	35.320	2:10.573 (1)	74.22		11:15:07.426	

BMCRC - MRO Championships 2022 - Rnd 4 @ Oulton Park

Illuminate Design 250 MZs & Blue Haze GPF 2-Stroke

QUALIFYING - SECTOR ANALYSIS



SECTOR 1 = FL to I1, SECTOR 2 = I1 to FL, DIFF = Difference To Personal Best Lap, P = Crossed Finish Line in Pit Lane, D = Time Disallowed

P7 60 GPF Daniel GOUGH		Yamaha TZR 250 - Kieran Lewis/G Force Mc				
IDEAL LAP TIME : 2:10.108		BEST LAP TIME : 2:10.677		DIFFERENCE : 0.569		
LAP	SECTOR 1	SECTOR 2	LAP TIME	MPH	DIFF	TIME OF DAY
1 -	1:43.434	36.889	2:20.323 (3)	69.06	9.646	11:03:56.431
2 -	1:36.882	35.562	2:12.444 (2)	73.17	1.767	11:06:08.875
3 -	1:34.546	36.131	2:10.677 (1)	74.16		11:08:19.552
4 -	1:45.892	IN PIT	2:34.431 P	62.75	23.754	11:10:53.983

P8 81 Scott GRANT		MZ ETZ 250 - Katie, Mum and Dad				
IDEAL LAP TIME : 2:10.988		BEST LAP TIME : 2:10.988		DIFFERENCE : 0.000		
LAP	SECTOR 1	SECTOR 2	LAP TIME	MPH	DIFF	TIME OF DAY
1 -	1:45.744	36.915	2:22.659 (2)	67.93	11.671	11:03:46.672
2 -	1:35.145	35.843	2:10.988 (1)	73.98		11:05:57.660
3 -	1:41.084	IN PIT	2:24.592 P	67.02	13.604	11:08:22.252

P9 85 Andrew WALES		MZ ETZ 250 - Illuminated Design LTD				
IDEAL LAP TIME : 2:11.459		BEST LAP TIME : 2:11.572		DIFFERENCE : 0.113		
LAP	SECTOR 1	SECTOR 2	LAP TIME	MPH	DIFF	TIME OF DAY
1 -	1:44.136	37.714	2:21.850	68.32	10.278	11:03:41.383
2 -	1:38.338	36.765	2:15.103 (3)	71.73	3.531	11:05:56.486
3 -	1:35.973	36.454	2:12.427 (2)	73.18	0.855	11:08:08.913
4 -	1:35.005	36.567	2:11.572 (1)	73.65		11:10:20.485
5 -	2:00.312	IN PIT	2:48.779 P	57.42	37.207	11:13:09.264

P10 75 Peter WOODALL		MZ ETZ 250 - Online Lubricants				
IDEAL LAP TIME : 2:13.604		BEST LAP TIME : 2:13.604		DIFFERENCE : 0.000		
LAP	SECTOR 1	SECTOR 2	LAP TIME	MPH	DIFF	TIME OF DAY
1 -	1:50.080	38.081	2:28.161	65.41	14.557	11:04:01.210
2 -	1:43.903	36.793	2:20.696	68.88	7.092	11:06:21.906
3 -	1:36.909	36.695	2:13.604 (1)	72.53		11:08:35.510
4 -	1:37.320	37.130	2:14.450 (2)	72.08	0.846	11:10:49.960
5 -	1:37.535	37.758	2:15.293 (3)	71.63	1.689	11:13:05.253
6 -	1:48.155	IN PIT	2:40.485 P	60.38	26.881	11:15:45.738

P11 155 GPF Richard LAMBOURNE		Suzuki RG500 - D and A Lambourne				
IDEAL LAP TIME : 2:13.620		BEST LAP TIME : 2:13.620		DIFFERENCE : 0.000		
LAP	SECTOR 1	SECTOR 2	LAP TIME	MPH	DIFF	TIME OF DAY
1 -	OUTLAP	37.389	2:33.671	63.06	20.051	11:09:15.791
2 -	1:39.176	37.149	2:16.325 (2)	71.08	2.705	11:11:32.116
3 -	1:37.260	36.360	2:13.620 (1)	72.52		11:13:45.736

P12 247 GPF Lee HEALEY		Suzuki VJ22 - Specialised welding and fabrications				
IDEAL LAP TIME : 2:13.743		BEST LAP TIME : 2:13.910		DIFFERENCE : 0.167		
LAP	SECTOR 1	SECTOR 2	LAP TIME	MPH	DIFF	TIME OF DAY
1 -	1:49.456	39.836	2:29.292	64.91	15.382	11:04:04.844
2 -	1:42.376	40.006	2:22.382	68.06	8.472	11:06:27.226
3 -	1:41.373	38.156	2:19.529 (3)	69.45	5.619	11:08:46.755
4 -	1:36.988	36.922	2:13.910 (1)	72.37		11:11:00.665
5 -	1:37.557	36.755	2:14.312 (2)	72.15	0.402	11:13:14.977

BMCRC - MRO Championships 2022 - Rnd 4 @ Oulton Park

Illuminate Design 250 MZs & Blue Haze GPF 2-Stroke

QUALIFYING - SECTOR ANALYSIS



SECTOR 1 = FL to I1, SECTOR 2 = I1 to FL, DIFF = Difference To Personal Best Lap, P = Crossed Finish Line in Pit Lane, D = Time Disallowed

P13 71 GPF		Richard HICKLING		Aprilia RS 125 - Millstream Motor Services & Ringwood Tyres		
IDEAL LAP TIME : 2:14.225		BEST LAP TIME : 2:14.225		DIFFERENCE : 0.000		
LAP	SECTOR 1	SECTOR 2	LAP TIME	MPH	DIFF	TIME OF DAY
1 -	1:55.161	40.348	2:35.509	62.31	21.284	11:04:14.593
2 -	1:39.320	38.077	2:17.397	70.53	3.172	11:06:31.990
3 -	1:37.222	38.345	2:15.567 (3)	71.48	1.342	11:08:47.557
4 -	1:36.855	37.370	2:14.225 (1)	72.20		11:11:01.782
5 -	1:37.391	37.662	2:15.053 (2)	71.75	0.828	11:13:16.835

P14 9		Gary HOWLETT		MZ TS250 - HS Racing		
IDEAL LAP TIME : 2:14.574		BEST LAP TIME : 2:15.293		DIFFERENCE : 0.719		
LAP	SECTOR 1	SECTOR 2	LAP TIME	MPH	DIFF	TIME OF DAY
1 -	1:49.484	38.478	2:27.962	65.49	12.669	11:03:49.540
2 -	1:38.106	38.052	2:16.158	71.17	0.865	11:06:05.698
3 -	1:37.453	37.926	2:15.379 (2)	71.58	0.086	11:08:21.077
4 -	1:38.172	37.121	2:15.293 (1)	71.63		11:10:36.370
5 -	1:38.130	37.326	2:15.456 (3)	71.54	0.163	11:12:51.826
6 -	1:38.087	37.390	2:15.477	71.53	0.184	11:15:07.303

P15 96		Chris KENT		MZ ETZ 250 - Powder House Coatings Ltd		
IDEAL LAP TIME : 2:16.081		BEST LAP TIME : 2:16.277		DIFFERENCE : 0.196		
LAP	SECTOR 1	SECTOR 2	LAP TIME	MPH	DIFF	TIME OF DAY
1 -	1:45.531	37.497	2:23.028	67.75	6.751	11:03:44.895
2 -	1:39.376	37.566	2:16.942 (2)	70.76	0.665	11:06:01.837
3 -	1:40.374	38.016	2:18.390 (3)	70.02	2.113	11:08:20.227
4 -	1:38.584	37.693	2:16.277 (1)	71.11		11:10:36.504
5 -	1:56.862	IN PIT	2:53.756 P	55.77	37.479	11:13:30.260

P16 55 GPF		Paul TOLAND		Yamaha TZR250 - Kippers keys		
IDEAL LAP TIME : 2:16.500		BEST LAP TIME : 2:16.500		DIFFERENCE : 0.000		
LAP	SECTOR 1	SECTOR 2	LAP TIME	MPH	DIFF	TIME OF DAY
1 -	1:43.739	39.215	2:22.954 (3)	67.79	6.454	11:04:00.415
2 -	1:43.836	38.375	2:22.211 (2)	68.14	5.711	11:06:22.626
3 -	1:39.594	36.906	2:16.500 (1)	70.99		11:08:39.126
4 -	1:41.547	IN PIT	2:28.275 P	65.36	11.775	11:11:07.401

P17 13		Gordon RYAN		MZ ETZ 250 - Prism Work Psychology		
IDEAL LAP TIME : 2:16.532		BEST LAP TIME : 2:16.669		DIFFERENCE : 0.137		
LAP	SECTOR 1	SECTOR 2	LAP TIME	MPH	DIFF	TIME OF DAY
1 -	1:45.650	38.825	2:24.475	67.07	7.806	11:03:44.321
2 -	1:40.438	37.718	2:18.156	70.14	1.487	11:06:02.477
3 -	1:40.142	38.337	2:18.479	69.98	1.810	11:08:20.956
4 -	1:39.990	37.501	2:17.491 (3)	70.48	0.822	11:10:38.447
5 -	1:39.313	37.521	2:16.834 (2)	70.82	0.165	11:12:55.281
6 -	1:39.031	37.638	2:16.669 (1)	70.91		11:15:11.950

P18 32		John ASHMEAD		MZ ETZ 250 -		
IDEAL LAP TIME : 2:18.724		BEST LAP TIME : 2:18.724		DIFFERENCE : 0.000		
LAP	SECTOR 1	SECTOR 2	LAP TIME	MPH	DIFF	TIME OF DAY
1 -	1:51.119	40.355	2:31.474	63.97	12.750	11:03:49.288
2 -	1:42.981	38.837	2:21.818	68.33	3.094	11:06:11.106
3 -	1:41.897	39.026	2:20.923 (2)	68.77	2.199	11:08:32.029
4 -	1:42.508	38.466	2:20.974 (3)	68.74	2.250	11:10:53.003
5 -	1:40.678	38.046	2:18.724 (1)	69.86		11:13:11.727

BMCRC - MRO Championships 2022 - Rnd 4 @ Oulton Park

Illuminate Design 250 MZs & Blue Haze GPF 2-Stroke

QUALIFYING - SECTOR ANALYSIS



SECTOR 1 = FL to I1, SECTOR 2 = I1 to FL, DIFF = Difference To Personal Best Lap, P = Crossed Finish Line in Pit Lane, D = Time Disallowed

P19 66		Graeme LEWIS		MZ ETZ 250 -		
IDEAL LAP TIME : 2:19.708		BEST LAP TIME : 2:19.708		DIFFERENCE : 0.000		
LAP	SECTOR 1	SECTOR 2	LAP TIME	MPH	DIFF	TIME OF DAY
1 -	1:50.249	39.725	2:29.974	64.61	10.266	11:03:49.631
2 -	1:42.152	38.922	2:21.074	68.69	1.366	11:06:10.705
3 -	1:41.999	38.964	2:20.963 (3)	68.75	1.255	11:08:31.668
4 -	1:41.126	38.582	2:19.708 (1)	69.36		11:10:51.376
5 -	1:41.491	38.707	2:20.198 (2)	69.12	0.490	11:13:11.574

P20 565		Louis KERSHAW		MZ ETZ 250 -		
IDEAL LAP TIME : 2:20.111		BEST LAP TIME : 2:20.111		DIFFERENCE : 0.000		
LAP	SECTOR 1	SECTOR 2	LAP TIME	MPH	DIFF	TIME OF DAY
1 -	1:54.801	40.944	2:35.745	62.22	15.634	11:04:01.120
2 -	1:44.685	39.648	2:24.333 (3)	67.14	4.222	11:06:25.453
3 -	1:41.812	39.760	2:21.572 (2)	68.45	1.461	11:08:47.025
4 -	1:40.785	39.326	2:20.111 (1)	69.16		11:11:07.136
5 -	1:45.119	42.205	2:27.324	65.78	7.213	11:13:34.460

P21 199 GPF		Michael FROST		Yamaha TZR250 -		
IDEAL LAP TIME : 2:20.982		BEST LAP TIME : 2:20.982		DIFFERENCE : 0.000		
LAP	SECTOR 1	SECTOR 2	LAP TIME	MPH	DIFF	TIME OF DAY
1 -	1:55.660	41.581	2:37.241	61.63	16.259	11:04:16.537
2 -	1:44.611	39.573	2:24.184 (2)	67.21	3.202	11:06:40.721
3 -	1:45.324	39.196	2:24.520 (3)	67.05	3.538	11:09:05.241
4 -	1:42.554	38.428	2:20.982 (1)	68.74		11:11:26.223
5 -	2:05.333	40.513	2:45.846	58.43	24.864	11:14:12.069

P22 22		Simon FINCH		MZ ETZ 250 - BlueCloud Projects Ltd		
IDEAL LAP TIME : 2:21.310		BEST LAP TIME : 2:21.393		DIFFERENCE : 0.083		
LAP	SECTOR 1	SECTOR 2	LAP TIME	MPH	DIFF	TIME OF DAY
1 -	1:56.380	42.800	2:39.180	60.88	17.787	11:04:17.338
2 -	1:45.281	39.401	2:24.682 (3)	66.98	3.289	11:06:42.020
3 -	1:44.954	43.234	2:28.188	65.39	6.795	11:09:10.208
4 -	1:43.051	38.655	2:21.706 (2)	68.39	0.313	11:11:31.914
5 -	1:43.134	38.259	2:21.393 (1)	68.54		11:13:53.307

P23 3		Max MAUD		MZ ETZ 250 -		
IDEAL LAP TIME : 2:24.320		BEST LAP TIME : 2:24.320		DIFFERENCE : 0.000		
LAP	SECTOR 1	SECTOR 2	LAP TIME	MPH	DIFF	TIME OF DAY
1 -	1:57.767	42.391	2:40.158	60.51	15.838	11:04:16.500
2 -	1:50.426	40.396	2:30.822	64.25	6.502	11:06:47.322
3 -	1:47.152	40.087	2:27.239 (3)	65.82	2.919	11:09:14.561
4 -	1:46.190	39.415	2:25.605 (2)	66.55	1.285	11:11:40.166
5 -	1:44.941	39.379	2:24.320 (1)	67.15		11:14:04.486

P24 566		Michael WILBY		MZ ETZ 250 - Sziler UK		
IDEAL LAP TIME : 2:27.104		BEST LAP TIME : 2:28.002		DIFFERENCE : 0.898		
LAP	SECTOR 1	SECTOR 2	LAP TIME	MPH	DIFF	TIME OF DAY
1 -	1:51.398	40.933	2:32.331	63.62	4.329	11:03:57.230
2 -	1:49.668	40.141	2:29.809 (3)	64.69	1.807	11:06:27.039
3 -	1:46.963	41.039	2:28.002 (1)	65.48		11:08:55.041
4 -	1:49.493	41.572	2:31.065	64.15	3.063	11:11:26.106
5 -	1:48.071	40.776	2:28.847 (2)	65.10	0.845	11:13:54.953

BMCRC - MRO Championships 2022 - Rnd 4 @ Oulton Park

Illuminate Design 250 MZs & Blue Haze GPF 2-Stroke

QUALIFYING - SECTOR ANALYSIS



SECTOR 1 = FL to I1, SECTOR 2 = I1 to FL, DIFF = Difference To Personal Best Lap, P = Crossed Finish Line in Pit Lane, D = Time Disallowed

P25 63		Clive HILLIER		MZ ETZ 250 - Satoshi Nakamoto			
IDEAL LAP TIME : 2:28.491		BEST LAP TIME : 2:28.501		DIFFERENCE : 0.010			
LAP	SECTOR 1	SECTOR 2	LAP TIME	MPH	DIFF	TIME OF DAY	
1 -	1:52.114	41.099	2:33.213	63.25	4.712	11:03:55.438	
2 -	1:49.583	41.100	2:30.683 (3)	64.31	2.182	11:06:26.121	
3 -	1:47.624	40.877	2:28.501 (1)	65.26		11:08:54.622	
4 -	1:49.102	42.594	2:31.696	63.88	3.195	11:11:26.318	
5 -	1:48.521	40.867	2:29.388 (2)	64.87	0.887	11:13:55.706	

BMCRC - MRO Championships 2022 - Rnd 4 @ Oulton Park

Illuminate Design 250 MZs & Blue Haze GPF 2-Stroke

QUALIFYING - BEST SECTORS

SECTOR 1				SECTOR 2				IDEAL / BEST COMPARISON				
POS	NO	NAME	TIME	NO	NAME	TIME	POS	NO	NAME	IDEAL	BEST	DIFF
									PERFECT LAP	2:00.836		
1	141	ABRAHAM	1:27.675	141	ABRAHAM	33.161	1	141	ABRAHAM	2:00.836	2:00.836	0.000
2	4	SEATH	1:31.054	4	SEATH	34.569	2	4	SEATH	2:05.623	2:05.807	0.184
3	110	HAIGH	1:31.609	110	HAIGH	34.718	3	110	HAIGH	2:06.327	2:06.327	0.000
4	26	LEE	1:31.998	26	LEE	34.810	4	26	LEE	2:06.808	2:06.808	0.000
5	69	MANN	1:34.081	42	WOOD	35.320	5	69	MANN	2:09.501	2:09.501	0.000
6	60	GOUGH	1:34.546	69	MANN	35.420	6	60	GOUGH	2:10.108	2:10.677	0.569
7	85	WALES	1:35.005	60	GOUGH	35.562	7	42	WOOD	2:10.573	2:10.573	0.000
8	81	GRANT	1:35.145	81	GRANT	35.843	8	81	GRANT	2:10.988	2:10.988	0.000
9	42	WOOD	1:35.253	155	LAMBOURNE	36.360	9	85	WALES	2:11.459	2:11.572	0.113
10	71	HICKLING	1:36.855	85	WALES	36.454	10	75	WOODALL	2:13.604	2:13.604	0.000
11	75	WOODALL	1:36.909	75	WOODALL	36.695	11	155	LAMBOURNE	2:13.620	2:13.620	0.000
12	247	HEALEY	1:36.988	247	HEALEY	36.755	12	247	HEALEY	2:13.743	2:13.910	0.167
13	155	LAMBOURNE	1:37.260	55	TOLAND	36.906	13	71	HICKLING	2:14.225	2:14.225	0.000
14	9	HOWLETT	1:37.453	9	HOWLETT	37.121	14	9	HOWLETT	2:14.574	2:15.293	0.719
15	96	KENT	1:38.584	71	HICKLING	37.370	15	96	KENT	2:16.081	2:16.277	0.196
16	13	RYAN	1:39.031	96	KENT	37.497	16	55	TOLAND	2:16.500	2:16.500	0.000
17	55	TOLAND	1:39.594	13	RYAN	37.501	17	13	RYAN	2:16.532	2:16.669	0.137
18	32	ASHMEAD	1:40.678	32	ASHMEAD	38.046	18	32	ASHMEAD	2:18.724	2:18.724	0.000
19	565	KERSHAW	1:40.785	22	FINCH	38.259	19	66	LEWIS	2:19.708	2:19.708	0.000
20	66	LEWIS	1:41.126	199	FROST	38.428	20	565	KERSHAW	2:20.111	2:20.111	0.000
21	199	FROST	1:42.554	66	LEWIS	38.582	21	199	FROST	2:20.982	2:20.982	0.000
22	22	FINCH	1:43.051	565	KERSHAW	39.326	22	22	FINCH	2:21.310	2:21.393	0.083
23	3	MAUD	1:44.941	3	MAUD	39.379	23	3	MAUD	2:24.320	2:24.320	0.000
24	566	WILBY	1:46.963	566	WILBY	40.141	24	566	WILBY	2:27.104	2:28.002	0.898
25	63	HILLIER	1:47.624	63	HILLIER	40.867	25	63	HILLIER	2:28.491	2:28.501	0.010

BMCRC - MRO Championships 2022 - Rnd 4 @ Oulton Park

Illuminate Design 250 MZs & Blue Haze GPF 2-Stroke

QUALIFYING - STATISTICS

Competitors Started	25
Planned Start	2022-06-03 @ 11:30:00.000
Actual Start	2022-06-03 @ 11:01:10.057
Finish Time	2022-06-03 @ 11:13:09.781
Track Length	2.6920mi.
Total Laps	127
Total Distance Covered	341.8876mi.

Session Fastest Lap History

NO	CL	NAME	LAP TIME	TIME OF DAY	LAP	VEHICLE
85		Andrew WALES	2:21.850	11:03:41.419	1	MZ ETZ 250
141	GPF	David ABRAHAM	2:21.760	11:03:42.599	1	Suzuki RG570
26	GPF	Damian LEE	2:19.748	11:03:44.845	1	Yamaha TZR250
141	GPF	David ABRAHAM	2:08.495	11:05:51.094	2	Suzuki RG570
141	GPF	David ABRAHAM	2:04.797	11:07:55.892	3	Suzuki RG570
141	GPF	David ABRAHAM	2:01.630	11:09:57.522	4	Suzuki RG570
141	GPF	David ABRAHAM	2:00.836	11:11:58.357	5	Suzuki RG570

Flag History

TYPE	TIME OF DAY
GREEN	11:01:10.057
FINISH	11:13:09.781

Flag Statistics

TYPE	COUNT	TOTAL LAPS	TOTAL TIME
Green	1	6	15:07.143
Red	0	0	0.000
Safety Car	0	0	0.000
FCY	0	0	0.000

BMCRC - MRO Championships 2022 - Rnd 4 @ Oulton Park

Illuminate Design 250 MZs & Blue Haze GPF 2-Stroke

QUALIFYING - STATISTICS

CLASS : GPF

11 Starters

Fastest Lap History

NO	NAME	LAP TIME	TIME OF DAY	LAP	VEHICLE
141	David ABRAHAM	2:21.760	11:03:42.599	1	Suzuki RG570
26	Damian LEE	2:19.748	11:03:44.845	1	Yamaha TZR250
141	David ABRAHAM	2:08.495	11:05:51.094	2	Suzuki RG570
141	David ABRAHAM	2:04.797	11:07:55.892	3	Suzuki RG570
141	David ABRAHAM	2:01.630	11:09:57.522	4	Suzuki RG570
141	David ABRAHAM	2:00.836	11:11:58.357	5	Suzuki RG570

BMCRC - MRO Championships 2022 - Rnd 4 @ Oulton Park

Illuminate Design 250 MZs & Blue Haze GPF 2-Stroke

QUALIFYING - STATISTICS

CLASS :

14 Starters

Fastest Lap History

NO	NAME	LAP TIME	TIME OF DAY	LAP	VEHICLE
85	Andrew WALES	2:21.850	11:03:41.419	1	MZ ETZ 250
85	Andrew WALES	2:15.103	11:05:56.522	2	MZ ETZ 250
81	Scott GRANT	2:10.988	11:05:57.697	2	MZ ETZ 250
69	Alexander MANN	2:09.501	11:08:08.557	3	MZ TS 250

BMCRC - MRO Championships 2022 - Rnd 4 @ Oulton Park

Illuminate Design 250 MZs & Blue Haze GPF 2-Stroke

RACE 10 - GRID (6 Laps)



ROW 11			32	63	Clive HILLIER	2:28.501	31	566	Michael WILBY	2:28.002			
ROW 10	30	3	Max MAUD	2:24.320	29	22	Simon FINCH	2:21.393	28	565	Louis KERSHAW	2:20.111	
ROW 9		27	66	Graeme LEWIS	2:19.708	26	32	John ASHMEAD	2:18.724	25	13	Gordon RYAN	2:16.669
ROW 8	24	96	Chris KENT	2:16.277	23	9	Gary HOWLETT	2:15.293	22	75	Peter WOODALL	2:13.604	
ROW 7		21	85	Andrew WALES	2:11.572	20	81	Scott GRANT	2:10.988	19	69	Alexander MANN	2:09.501
ROW 6													
ROW 5													
ROW 4						11	199	Michael FROST	2:20.982	10	55	Paul TOLAND	2:16.500
ROW 3		9	71	Richard HICKLING	2:14.225	8	247	Lee HEALEY	2:13.910	7	155	Richard LAMBOURNE	2:13.620
ROW 2	6	60	Daniel GOUGH	2:10.677	5	42	Alan WOOD	2:10.573	4	26	Damian LEE	2:06.808	
ROW 1		3	110	Mark HAIGH	2:06.327	2	4	James SEATH	2:05.807	1	141	David ABRAHAM	2:00.836
												Pole	

Oulton Park International: 2.6920 miles

These results are provisional until the conclusion of any judicial and technical matters.

Clerk Of Course :	Stewards :	Timekeeper : Richard Evans
-------------------	------------	----------------------------

Results can be found at www.tsl-timing.com

Printed - 11:19 Friday, 03 June 2022



BMCRC - MRO Championships 2022 - Rnd 4 @ Oulton Park

Illuminate Design 250 MZs & Blue Haze GPF 2-Stroke

RACE 10 - CLASSIFICATION



POS	NO	CL	PIC NAME	ENTRY	LAPS	TIME	GAP	DIFF	MPH	BEST	ON
1	155	GPF	1 Richard LAMBOURNE	Suzuki RG500 - D and A Lambourne	6	11:59.112			80.86	1:58.323	4
2	4*	GPF	2 James SEATH	Aprilia RS250 - Ovenden Earthmoving	6	12:10.632	11.520	11.520	79.58	1:58.491	3
3	55	GPF	3 Paul TOLAND	Yamaha TZR250 - Kippers keys	6	12:21.656	22.544	11.024	78.40	2:01.703	4
4	110	GPF	4 Mark HAIGH	Aprilia RS250 - Chesterfield CarClinic/The Tuning W	6	12:21.812	22.700	0.156	78.38	2:01.180	6
5	26	GPF	5 Damian LEE	Yamaha TZR250 - Leed Autos	6	12:38.499	39.387	16.687	76.66	2:03.929	2
6	247	GPF	6 Lee HEALEY	Suzuki VJ22 - Specialised welding and fabrications	6	12:38.836	39.724	0.337	76.62	2:04.612	3
7	42	GPF	7 Alan WOOD	Suzuki RGV250 - J.Clubb Aggregates & Concrete	6	12:40.585	41.473	1.749	76.45	2:04.364	3
8	71	GPF	8 Richard HICKLING	Aprilia RS 125 - Millstream Motor Services & Ringwo	6	12:53.663	54.551	13.078	75.15	2:06.884	6
9	69		1 Alexander MANN	MZ TS 250 - HS RACING	6	13:07.602	1:08.490	13.939	73.82	2:04.760	6
10	81		2 Scott GRANT	MZ TS 250 - Katie, Mum and Dad	6	13:07.678	1:08.566	0.076	73.82	2:05.309	6
11	85		3 Andrew WALES	MZ ETZ 250 - Illuminated Design LTD	6	13:14.336	1:15.224	6.658	73.20	2:06.808	5
12	96		4 Chris KENT	MZ ETZ 250 - Powder House Coatings Ltd	6	13:14.678	1:15.566	0.342	73.17	2:06.552	4
13	75		5 Peter WOODALL	MZ ETZ 250 - Online Lubricants	6	13:18.516	1:19.404	3.838	72.81	2:06.847	4
14	9		6 Gary HOWLETT	MZ TS250 - HS RACING	6	13:45.651	1:46.539	27.135	70.42	2:11.499	2
15	22		7 Simon FINCH	MZ ETZ 250 - BlueCloud Projects Ltd	6	13:57.494	1:58.382	11.843	69.43	2:13.471	6
16	32		8 John ASHMEAD	MZ ETZ 250 -	6	13:57.831	1:58.719	0.337	69.40	2:13.658	6
17	13		9 Gordon RYAN	MZ ETZ 250 - Prism Work Psychology	6	14:07.439	2:08.327	9.608	68.61	2:15.699	5
18	565	10	Louis KERSHAW	MZ ETZ 250 -	5	11:59.428	1 Lap	1 Lap	67.35	2:16.221	5
19	66	11	Graeme LEWIS	MZ ETZ 250 -	5	12:00.316	1 Lap	0.888	67.27	2:17.042	2
20	3	12	Max MAUD	MZ ETZ 250 -	5	12:13.599	1 Lap	13.283	66.05	2:19.979	4
21	566	13	Michael WILBY	MZ ETZ 250 - Sziler UK	5	12:32.185	1 Lap	18.586	64.42	2:22.787	2
22	63	14	Clive HILLIER	MZ ETZ 250 - Satoshi Nakamoto	5	12:32.292	1 Lap	0.107	64.41	2:23.316	2

NOT CLASSIFIED

DNF	141	GPF	David ABRAHAM	Suzuki RG570 - Cambridge Motorcycles	5	9:56.966	1 Lap		81.17	1:58.162	4
-----	-----	-----	---------------	--------------------------------------	---	----------	-------	--	-------	----------	---

FASTEST LAP

	141	GPF	David ABRAHAM	Suzuki RG570 - Cambridge Motorcycles	4	1:58.162			82.01 mph	131.99 kph	
	69		Alexander MANN	MZ TS 250 - HS RACING	6	2:04.760			77.67 mph	125.01 kph	

#4 - 10 Second Penalty - Jump Start

Class GPF - 92.5% of Race Speed = 74.79 mph

Class - 92.5% of Race Speed = 68.28 mph

Weather / Track : Cloudy / Dry

These results are provisional until the conclusion of any judicial and technical matters.

Race Distance: 6 Laps / 16.15 miles
Oulton Park International: 2.6920 miles
Date: 03/06/2022 Start: 14:52 Finish: 15:04

Clerk Of Course :	Stewards :	Timekeeper : Richard Evans
-------------------	------------	----------------------------

Results can be found at www.tsl-timing.com

Printed - 15:07 Friday, 03 June 2022



BMCRC - MRO Championships 2022 - Rnd 4 @ Oulton Park

Illuminate Design 250 MZs & Blue Haze GPF 2-Stroke

RACE 10 - LAP CHART

LAP 1 @ 14:54:53.455

NO	BEHIND	LAP TIME
141		2:02.868
4	1.320	2:04.188
155	1.614	2:04.482
55	7.000	2:09.868
26	7.299	2:10.167
110	8.892	2:11.760
247	9.189	2:12.057
42	9.993	2:12.861
71	12.671	2:15.539
81	35.535	2:38.403
69	35.663	2:38.531
96	35.984	2:38.852
85	36.141	2:39.009
75	37.144	2:40.012
9	38.790	2:41.658
22	42.987	2:45.855
32	43.457	2:46.325
13	43.757	2:46.625
565	45.115	2:47.983
66	45.397	2:48.265
3	49.088	2:51.956
63	51.173	2:54.041
566	51.444	2:54.312

LAP 2 @ 14:56:52.798

NO	BEHIND	LAP TIME
141		1:59.343
4	0.539	1:58.562
155	0.712	1:58.441
55	10.037	2:02.380
26	11.885	2:03.929
110	12.763	2:03.214
247	14.718	2:04.872
42	15.681	2:05.031
71	22.005	2:08.677
81	43.055	2:06.863
69	43.200	2:06.880
96	43.700	2:07.059
85	44.342	2:07.544
75	44.798	2:06.997
9	50.946	2:11.499
22	57.647	2:14.003
32	57.861	2:13.747
13	1:00.632	2:16.218
565	1:02.884	2:17.112
66	1:03.096	2:17.042
3	1:10.803	2:21.058
566	1:14.888	2:22.787
63	1:15.146	2:23.316

LAP 3 @ 14:58:51.213

NO	BEHIND	LAP TIME
141		1:58.415
4	0.615	1:58.491
155	0.719	1:58.422
55	13.701	2:02.079
110	16.776	2:02.428
26	17.880	2:04.410
247	20.915	2:04.612
42	21.630	2:04.364
71	31.930	2:08.340
81	50.464	2:05.824

69	51.859	2:07.074
96	51.915	2:06.630
85	53.012	2:07.085
75	53.360	2:06.977
9	1:08.281	2:15.750
22	1:14.121	2:14.889
32	1:14.195	2:14.749
13	1:18.550	2:16.333
66	1:22.634	2:17.953
565	1:25.299	2:20.830
3	1:32.600	2:20.212
566	1:41.051	2:24.578
63	1:41.397	2:24.666

LAP 4 @ 15:00:49.375

NO	BEHIND	LAP TIME
141		1:58.162
155	0.880	1:58.323
4	2.019	1:59.566
55	17.242	2:01.703
110	20.305	2:01.691
26	28.579	2:08.861
247	28.728	2:05.975
42	29.421	2:05.953
71	40.941	2:07.173
81	58.142	2:05.840
69	58.749	2:05.052
96	1:00.305	2:06.552
85	1:01.846	2:06.996
75	1:02.045	2:06.847
9	1:22.562	2:12.443
32	1:31.080	2:15.047
22	1:31.305	2:15.346
13	1:36.540	2:16.152
66	1:43.455	2:18.983
565	1:44.419	2:17.282
3	1:54.417	2:19.979

LAP 5 @ 15:02:47.553

NO	BEHIND	LAP TIME
141		1:58.178
155	2.605	1:59.903
4	3.754	1:59.913
566	1 Lap	2:25.058
63	1 Lap	2:25.511
55	20.952	2:01.888
110	23.666	2:01.539
26	36.372	2:05.971
247	36.642	2:06.092
42	39.060	2:07.817
71	49.813	2:07.050
81	1:05.403	2:05.439
69	1:05.876	2:05.305
96	1:09.810	2:07.683
85	1:10.476	2:06.808
75	1:11.677	2:07.810
9	1:36.250	2:11.866
22	1:47.057	2:13.930
32	1:47.207	2:14.305
13	1:54.061	2:15.699

LAP 6 @ 15:04:49.699

NO	BEHIND	LAP TIME
155		1:59.541

565	1 Lap	2:16.221
66	1 Lap	2:18.073
4	1.520	1:59.912
3	1 Lap	2:20.394
55	22.544	2:03.738
110	22.700	2:01.180
566	1 Lap	2:25.450
63	1 Lap	2:24.758
26	39.387	2:05.161
247	39.724	2:05.228
42	41.473	2:04.559
71	54.551	2:06.884
69	1:08.490	2:04.760
81	1:08.566	2:05.309
85	1:15.224	2:06.894
96	1:15.566	2:07.902
75	1:19.404	2:09.873
9	1:46.539	2:12.435
22	1:58.382	2:13.471
32	1:58.719	2:13.658
13	2:08.327	2:16.412

BMCRC - MRO Championships 2022 - Rnd 4 @ Oulton Park

Illuminate Design 250 MZs & Blue Haze GPF 2-Stroke

RACE 10 - SECTOR ANALYSIS



SECTOR 1 = FL to I1, SECTOR 2 = I1 to FL, DIFF = Difference To Personal Best Lap, P = Crossed Finish Line in Pit Lane, D = Time Disallowed

P1 155 GPF		Richard LAMBOURNE		Suzuki RG500 - D and A Lambourne		
IDEAL LAP TIME : 1:58.190		BEST LAP TIME : 1:58.323		DIFFERENCE : 0.133		
LAP	SECTOR 1	SECTOR 2	LAP TIME	MPH	DIFF	TIME OF DAY
1 -		32.353	2:04.482	77.85	6.159	14:54:55.069
2 -	1:26.038	32.403	1:58.441 (3)	81.82	0.118	14:56:53.510
3 -	1:26.191	32.231	1:58.422 (2)	81.83	0.099	14:58:51.932
4 -	1:25.959	32.364	1:58.323 (1)	81.90		15:00:50.255
5 -	1:27.197	32.706	1:59.903	80.82	1.580	15:02:50.158
6 -	1:27.225	32.316	1:59.541	81.07	1.218	15:04:49.699

P2 4 GPF		James SEATH		Aprilia RS250 - Ovenden Earthmoving		
IDEAL LAP TIME : 1:57.699		BEST LAP TIME : 1:58.491		DIFFERENCE : 0.792		
LAP	SECTOR 1	SECTOR 2	LAP TIME	MPH	DIFF	TIME OF DAY
1 -		32.728	2:04.188	78.03	5.697	14:54:54.775
2 -	1:25.891	32.671	1:58.562 (2)	81.74	0.071	14:56:53.337
3 -	1:25.224	33.267	1:58.491 (1)	81.78		14:58:51.828
4 -	1:27.091	32.475	1:59.566 (3)	81.05	1.075	15:00:51.394
5 -	1:26.601	33.312	1:59.913	80.81	1.422	15:02:51.307
6 -	1:27.119	32.793	1:59.912	80.82	1.421	15:04:51.219

P3 55 GPF		Paul TOLAND		Yamaha TZR250 - Kippers keys		
IDEAL LAP TIME : 2:01.703		BEST LAP TIME : 2:01.703		DIFFERENCE : 0.000		
LAP	SECTOR 1	SECTOR 2	LAP TIME	MPH	DIFF	TIME OF DAY
1 -		34.257	2:09.868	74.62	8.165	14:55:00.455
2 -	1:29.117	33.263	2:02.380	79.19	0.677	14:57:02.835
3 -	1:28.680	33.399	2:02.079 (3)	79.38	0.376	14:59:04.914
4 -	1:28.459	33.244	2:01.703 (1)	79.63		15:01:06.617
5 -	1:28.544	33.344	2:01.888 (2)	79.50	0.185	15:03:08.505
6 -	1:29.861	33.877	2:03.738	78.32	2.035	15:05:12.243

P4 110 GPF		Mark HAIGH		Aprilia RS250 - Chesterfield CarClinic/The Tuning Works		
IDEAL LAP TIME : 2:01.180		BEST LAP TIME : 2:01.180		DIFFERENCE : 0.000		
LAP	SECTOR 1	SECTOR 2	LAP TIME	MPH	DIFF	TIME OF DAY
1 -		34.661	2:11.760	73.55	10.580	14:55:02.347
2 -	1:29.042	34.172	2:03.214	78.65	2.034	14:57:05.561
3 -	1:28.665	33.763	2:02.428	79.15	1.248	14:59:07.989
4 -	1:27.779	33.912	2:01.691 (3)	79.63	0.511	15:01:09.680
5 -	1:27.727	33.812	2:01.539 (2)	79.73	0.359	15:03:11.219
6 -	1:27.540	33.640	2:01.180 (1)	79.97		15:05:12.399

P5 26 GPF		Damian LEE		Yamaha TZR250 - Leed Autos		
IDEAL LAP TIME : 2:03.208		BEST LAP TIME : 2:03.929		DIFFERENCE : 0.721		
LAP	SECTOR 1	SECTOR 2	LAP TIME	MPH	DIFF	TIME OF DAY
1 -		34.816	2:10.167	74.45	6.238	14:55:00.754
2 -	1:30.122	33.807	2:03.929 (1)	78.20		14:57:04.683
3 -	1:29.401	35.009	2:04.410 (2)	77.89	0.481	14:59:09.093
4 -	1:33.283	35.578	2:08.861	75.20	4.932	15:01:17.954
5 -	1:30.653	35.318	2:05.971	76.93	2.042	15:03:23.925
6 -	1:30.562	34.599	2:05.161 (3)	77.43	1.232	15:05:29.086

P6 247 GPF		Lee HEALEY		Suzuki VJ22 - Specialised welding and fabrications		
IDEAL LAP TIME : 2:04.394		BEST LAP TIME : 2:04.612		DIFFERENCE : 0.218		
LAP	SECTOR 1	SECTOR 2	LAP TIME	MPH	DIFF	TIME OF DAY
1 -		34.552	2:12.057	73.38	7.445	14:55:02.644
2 -	1:30.955	33.917	2:04.872 (2)	77.60	0.260	14:57:07.516
3 -	1:30.477	34.135	2:04.612 (1)	77.77		14:59:12.128
4 -	1:30.925	35.050	2:05.975	76.93	1.363	15:01:18.103
5 -	1:31.476	34.616	2:06.092	76.85	1.480	15:03:24.195
6 -	1:30.792	34.436	2:05.228 (3)	77.38	0.616	15:05:29.423

BMCRC - MRO Championships 2022 - Rnd 4 @ Oulton Park

Illuminate Design 250 MZs & Blue Haze GPF 2-Stroke

RACE 10 - SECTOR ANALYSIS



SECTOR 1 = FL to I1, SECTOR 2 = I1 to FL, DIFF = Difference To Personal Best Lap, P = Crossed Finish Line in Pit Lane, D = Time Disallowed

P7 42 GPF Alan WOOD		Suzuki RGV250 - J.Clubb Aggregates & Concrete				
IDEAL LAP TIME : 2:04.340		BEST LAP TIME : 2:04.364		DIFFERENCE : 0.024		
LAP	SECTOR 1	SECTOR 2	LAP TIME	MPH	DIFF	TIME OF DAY
1 -		34.290	2:12.861	72.94	8.497	14:55:03.448
2 -	1:30.759	34.272	2:05.031 (3)	77.51	0.667	14:57:08.479
3 -	1:30.402	33.962	2:04.364 (1)	77.92		14:59:12.843
4 -	1:30.632	35.321	2:05.953	76.94	1.589	15:01:18.796
5 -	1:33.706	34.111	2:07.817	75.82	3.453	15:03:26.613
6 -	1:30.621	33.938	2:04.559 (2)	77.80	0.195	15:05:31.172

P8 71 GPF Richard HICKLING		Aprilia RS 125 - Millstream Motor Services & Ringwood Tyres				
IDEAL LAP TIME : 2:06.457		BEST LAP TIME : 2:06.884		DIFFERENCE : 0.427		
LAP	SECTOR 1	SECTOR 2	LAP TIME	MPH	DIFF	TIME OF DAY
1 -		35.957	2:15.539	71.50	8.655	14:55:06.126
2 -	1:32.473	36.204	2:08.677	75.31	1.793	14:57:14.803
3 -	1:32.416	35.924	2:08.340	75.51	1.456	14:59:23.143
4 -	1:31.466	35.707	2:07.173 (3)	76.20	0.289	15:01:30.316
5 -	1:31.403	35.647	2:07.050 (2)	76.27	0.166	15:03:37.366
6 -	1:30.810	36.074	2:06.884 (1)	76.37		15:05:44.250

P9 69 Alexander MANN		MZ TS 250 - HS RACING				
IDEAL LAP TIME : 2:04.760		BEST LAP TIME : 2:04.760		DIFFERENCE : 0.000		
LAP	SECTOR 1	SECTOR 2	LAP TIME	MPH	DIFF	TIME OF DAY
1 -		35.445	2:38.531	61.13	33.771	14:55:29.118
2 -	1:31.824	35.056	2:06.880	76.38	2.120	14:57:35.998
3 -	1:31.960	35.114	2:07.074	76.26	2.314	14:59:43.072
4 -	1:30.442	34.610	2:05.052 (2)	77.49	0.292	15:01:48.124
5 -	1:30.601	34.704	2:05.305 (3)	77.34	0.545	15:03:53.429
6 -	1:30.372	34.388	2:04.760 (1)	77.67		15:05:58.189

P10 81 Scott GRANT		MZ ETZ 250 - Katie, Mum and Dad				
IDEAL LAP TIME : 2:05.309		BEST LAP TIME : 2:05.309		DIFFERENCE : 0.000		
LAP	SECTOR 1	SECTOR 2	LAP TIME	MPH	DIFF	TIME OF DAY
1 -		35.274	2:38.403	61.18	33.094	14:55:28.990
2 -	1:31.734	35.129	2:06.863	76.39	1.554	14:57:35.853
3 -	1:30.913	34.911	2:05.824 (3)	77.02	0.515	14:59:41.677
4 -	1:30.816	35.024	2:05.840	77.01	0.531	15:01:47.517
5 -	1:30.452	34.987	2:05.439 (2)	77.25	0.130	15:03:52.956
6 -	1:30.411	34.898	2:05.309 (1)	77.33		15:05:58.265

P11 85 Andrew WALES		MZ ETZ 250 - Illuminated Design LTD				
IDEAL LAP TIME : 2:06.306		BEST LAP TIME : 2:06.808		DIFFERENCE : 0.502		
LAP	SECTOR 1	SECTOR 2	LAP TIME	MPH	DIFF	TIME OF DAY
1 -		35.416	2:39.009	60.94	32.201	14:55:29.596
2 -	1:32.612	34.932	2:07.544	75.98	0.736	14:57:37.140
3 -	1:31.784	35.301	2:07.085	76.25	0.277	14:59:44.225
4 -	1:31.807	35.189	2:06.996 (3)	76.31	0.188	15:01:51.221
5 -	1:31.742	35.066	2:06.808 (1)	76.42		15:03:58.029
6 -	1:31.374	35.520	2:06.894 (2)	76.37	0.086	15:06:04.923

P12 96 Chris KENT		MZ ETZ 250 - Powder House Coatings Ltd				
IDEAL LAP TIME : 2:06.253		BEST LAP TIME : 2:06.552		DIFFERENCE : 0.299		
LAP	SECTOR 1	SECTOR 2	LAP TIME	MPH	DIFF	TIME OF DAY
1 -		35.925	2:38.852	61.00	32.300	14:55:29.439
2 -	1:32.092	34.967	2:07.059 (3)	76.27	0.507	14:57:36.498
3 -	1:31.734	34.896	2:06.630 (2)	76.53	0.078	14:59:43.128
4 -	1:31.357	35.195	2:06.552 (1)	76.57		15:01:49.680
5 -	1:31.904	35.779	2:07.683	75.90	1.131	15:03:57.363
6 -	1:31.954	35.948	2:07.902	75.77	1.350	15:06:05.265

BMCRC - MRO Championships 2022 - Rnd 4 @ Oulton Park

Illuminate Design 250 MZs & Blue Haze GPF 2-Stroke

RACE 10 - SECTOR ANALYSIS



SECTOR 1 = FL to I1, SECTOR 2 = I1 to FL, DIFF = Difference To Personal Best Lap, P = Crossed Finish Line in Pit Lane, D = Time Disallowed

P13 75		Peter WOODALL		MZ ETZ 250 - Online Lubricants		
IDEAL LAP TIME : 2:06.847		BEST LAP TIME : 2:06.847		DIFFERENCE : 0.000		
LAP	SECTOR 1	SECTOR 2	LAP TIME	MPH	DIFF	TIME OF DAY
1 -		35.577	2:40.012	60.56	33.165	14:55:30.599
2 -	1:31.998	34.999	2:06.997 (3)	76.31	0.150	14:57:37.596
3 -	1:31.920	35.057	2:06.977 (2)	76.32	0.130	14:59:44.573
4 -	1:31.861	34.986	2:06.847 (1)	76.40		15:01:51.420
5 -	1:32.406	35.404	2:07.810	75.82	0.963	15:03:59.230
6 -	1:33.320	36.553	2:09.873	74.62	3.026	15:06:09.103

P14 9		Gary HOWLETT		MZ TS250 - HS Racing		
IDEAL LAP TIME : 2:11.120		BEST LAP TIME : 2:11.499		DIFFERENCE : 0.379		
LAP	SECTOR 1	SECTOR 2	LAP TIME	MPH	DIFF	TIME OF DAY
1 -		36.223	2:41.658	59.94	30.159	14:55:32.245
2 -	1:35.242	36.257	2:11.499 (1)	73.69		14:57:43.744
3 -	1:38.514	37.236	2:15.750	71.39	4.251	14:59:59.494
4 -	1:35.325	37.118	2:12.443	73.17	0.944	15:02:11.937
5 -	1:34.897	36.969	2:11.866 (2)	73.49	0.367	15:04:23.803
6 -	1:35.715	36.720	2:12.435 (3)	73.17	0.936	15:06:36.238

P15 22		Simon FINCH		MZ ETZ 250 - BlueCloud Projects Ltd		
IDEAL LAP TIME : 2:13.471		BEST LAP TIME : 2:13.471		DIFFERENCE : 0.000		
LAP	SECTOR 1	SECTOR 2	LAP TIME	MPH	DIFF	TIME OF DAY
1 -		37.407	2:45.855	58.43	32.384	14:55:36.442
2 -	1:36.639	37.364	2:14.003 (3)	72.32	0.532	14:57:50.445
3 -	1:37.450	37.439	2:14.889	71.84	1.418	15:00:05.334
4 -	1:37.403	37.943	2:15.346	71.60	1.875	15:02:20.680
5 -	1:36.476	37.454	2:13.930 (2)	72.36	0.459	15:04:34.610
6 -	1:36.316	37.155	2:13.471 (1)	72.60		15:06:48.081

P16 32		John ASHMEAD		MZ ETZ 250 -		
IDEAL LAP TIME : 2:13.618		BEST LAP TIME : 2:13.658		DIFFERENCE : 0.040		
LAP	SECTOR 1	SECTOR 2	LAP TIME	MPH	DIFF	TIME OF DAY
1 -		37.245	2:46.325	58.26	32.667	14:55:36.912
2 -	1:36.677	37.070	2:13.747 (2)	72.45	0.089	14:57:50.659
3 -	1:37.544	37.205	2:14.749	71.92	1.091	15:00:05.408
4 -	1:37.729	37.318	2:15.047	71.76	1.389	15:02:20.455
5 -	1:37.175	37.130	2:14.305 (3)	72.15	0.647	15:04:34.760
6 -	1:36.548	37.110	2:13.658 (1)	72.50		15:06:48.418

P17 13		Gordon RYAN		MZ ETZ 250 - Prism Work Psychology		
IDEAL LAP TIME : 2:15.699		BEST LAP TIME : 2:15.699		DIFFERENCE : 0.000		
LAP	SECTOR 1	SECTOR 2	LAP TIME	MPH	DIFF	TIME OF DAY
1 -		37.662	2:46.625	58.16	30.926	14:55:37.212
2 -	1:38.470	37.748	2:16.218 (3)	71.14	0.519	14:57:53.430
3 -	1:38.615	37.718	2:16.333	71.08	0.634	15:00:09.763
4 -	1:38.355	37.797	2:16.152 (2)	71.18	0.453	15:02:25.915
5 -	1:38.139	37.560	2:15.699 (1)	71.41		15:04:41.614
6 -	1:38.806	37.606	2:16.412	71.04	0.713	15:06:58.026

P18 565		Louis KERSHAW		MZ ETZ 250 -		
IDEAL LAP TIME : 2:14.850		BEST LAP TIME : 2:16.221		DIFFERENCE : 1.371		
LAP	SECTOR 1	SECTOR 2	LAP TIME	MPH	DIFF	TIME OF DAY
1 -		37.613	2:47.983	57.69	31.762	14:55:38.570
2 -	1:39.625	37.487	2:17.112 (2)	70.68	0.891	14:57:55.682
3 -	1:43.024	37.806	2:20.830	68.81	4.609	15:00:16.512
4 -	1:39.541	37.741	2:17.282 (3)	70.59	1.061	15:02:33.794
5 -	1:37.363	38.858	2:16.221 (1)	71.14		15:04:50.015

BMCRC - MRO Championships 2022 - Rnd 4 @ Oulton Park

Illuminate Design 250 MZs & Blue Haze GPF 2-Stroke

RACE 10 - SECTOR ANALYSIS



SECTOR 1 = FL to I1, SECTOR 2 = I1 to FL, DIFF = Difference To Personal Best Lap, P = Crossed Finish Line in Pit Lane, D = Time Disallowed

P19 66		Graeme LEWIS		MZ ETZ 250 -		
IDEAL LAP TIME : 2:16.352		BEST LAP TIME : 2:17.042		DIFFERENCE : 0.690		
LAP	SECTOR 1	SECTOR 2	LAP TIME	MPH	DIFF	TIME OF DAY
1 -		37.214	2:48.265	57.59	31.223	14:55:38.852
2 -	1:39.138	37.904	2:17.042 (1)	70.71		14:57:55.894
3 -	1:39.289	38.664	2:17.953 (2)	70.25	0.911	15:00:13.847
4 -	1:40.564	38.419	2:18.983	69.73	1.941	15:02:32.830
5 -	1:39.931	38.142	2:18.073 (3)	70.18	1.031	15:04:50.903

P20 3		Max MAUD		MZ ETZ 250 -		
IDEAL LAP TIME : 2:19.749		BEST LAP TIME : 2:19.979		DIFFERENCE : 0.230		
LAP	SECTOR 1	SECTOR 2	LAP TIME	MPH	DIFF	TIME OF DAY
1 -		38.218	2:51.956	56.35	31.977	14:55:42.543
2 -	1:42.549	38.509	2:21.058	68.70	1.079	14:58:03.601
3 -	1:41.880	38.332	2:20.212 (2)	69.11	0.233	15:00:23.813
4 -	1:41.531	38.448	2:19.979 (1)	69.23		15:02:43.792
5 -	1:41.603	38.791	2:20.394 (3)	69.02	0.415	15:05:04.186

P21 566		Michael WILBY		MZ ETZ 250 - Sziler UK		
IDEAL LAP TIME : 2:22.191		BEST LAP TIME : 2:22.787		DIFFERENCE : 0.596		
LAP	SECTOR 1	SECTOR 2	LAP TIME	MPH	DIFF	TIME OF DAY
1 -		38.798	2:54.312	55.59	31.525	14:55:44.899
2 -	1:43.393	39.394	2:22.787 (1)	67.87		14:58:07.686
3 -	1:44.906	39.672	2:24.578 (2)	67.03	1.791	15:00:32.264
4 -	1:45.382	39.676	2:25.058 (3)	66.80	2.271	15:02:57.322
5 -	1:45.185	40.265	2:25.450	66.62	2.663	15:05:22.772

P22 63		Clive HILLIER		MZ ETZ 250 - Satoshi Nakamoto		
IDEAL LAP TIME : 2:22.580		BEST LAP TIME : 2:23.316		DIFFERENCE : 0.736		
LAP	SECTOR 1	SECTOR 2	LAP TIME	MPH	DIFF	TIME OF DAY
1 -		39.198	2:54.041	55.68	30.725	14:55:44.628
2 -	1:43.382	39.934	2:23.316 (1)	67.62		14:58:07.944
3 -	1:45.076	39.590	2:24.666 (2)	66.99	1.350	15:00:32.610
4 -	1:46.036	39.475	2:25.511	66.60	2.195	15:02:58.121
5 -	1:44.024	40.734	2:24.758 (3)	66.94	1.442	15:05:22.879

P23 141 GPF		David ABRAHAM		Suzuki RG570 - Cambridge Motorcycles		
IDEAL LAP TIME : 1:57.121		BEST LAP TIME : 1:58.162		DIFFERENCE : 1.041		
LAP	SECTOR 1	SECTOR 2	LAP TIME	MPH	DIFF	TIME OF DAY
1 -		32.384	2:02.868	78.87	4.706	14:54:53.455
2 -	1:26.558	32.785	1:59.343	81.20	1.181	14:56:52.798
3 -	1:26.208	32.207	1:58.415 (3)	81.84	0.253	14:58:51.213
4 -	1:25.875	32.287	1:58.162 (1)	82.01		15:00:49.375
5 -	1:26.187	31.991	1:58.178 (2)	82.00	0.016	15:02:47.553

BMCRC - MRO Championships 2022 - Rnd 4 @ Oulton Park

Illuminate Design 250 MZs & Blue Haze GPF 2-Stroke

RACE 10 - BEST SECTORS

SECTOR 1			SECTOR 2			IDEAL / BEST COMPARISON						
POS	NO	NAME	TIME	NO	NAME	TIME	POS	NO	NAME	IDEAL	BEST	DIFF
1	141	ABRAHAM	1:25.130	141	ABRAHAM	31.991	1	141	ABRAHAM	1:57.121	1:58.162	1.041
2	4	SEATH	1:25.224	155	LAMBOURNE	32.231	2	4	SEATH	1:57.699	1:58.491	0.792
3	155	LAMBOURNE	1:25.959	4	SEATH	32.475	3	155	LAMBOURNE	1:58.190	1:58.323	0.133
4	110	HAIGH	1:27.540	55	TOLAND	33.244	4	110	HAIGH	2:01.180	2:01.180	0.000
5	55	TOLAND	1:28.459	110	HAIGH	33.640	5	55	TOLAND	2:01.703	2:01.703	0.000
6	26	LEE	1:29.401	26	LEE	33.807	6	26	LEE	2:03.208	2:03.929	0.721
7	69	MANN	1:30.372	247	HEALEY	33.917	7	42	WOOD	2:04.340	2:04.364	0.024
8	42	WOOD	1:30.402	42	WOOD	33.938	8	247	HEALEY	2:04.394	2:04.612	0.218
9	81	GRANT	1:30.411	69	MANN	34.388	9	69	MANN	2:04.760	2:04.760	0.000
10	247	HEALEY	1:30.477	96	KENT	34.896	10	81	GRANT	2:05.309	2:05.309	0.000
11	71	HICKLING	1:30.810	81	GRANT	34.898	11	96	KENT	2:06.253	2:06.552	0.299
12	96	KENT	1:31.357	85	WALES	34.932	12	85	WALES	2:06.306	2:06.808	0.502
13	85	WALES	1:31.374	75	WOODALL	34.986	13	71	HICKLING	2:06.457	2:06.884	0.427
14	75	WOODALL	1:31.861	71	HICKLING	35.647	14	75	WOODALL	2:06.847	2:06.847	0.000
15	9	HOWLETT	1:34.897	9	HOWLETT	36.223	15	9	HOWLETT	2:11.120	2:11.499	0.379
16	22	FINCH	1:36.316	32	ASHMEAD	37.070	16	22	FINCH	2:13.471	2:13.471	0.000
17	32	ASHMEAD	1:36.548	22	FINCH	37.155	17	32	ASHMEAD	2:13.618	2:13.658	0.040
18	565	KERSHAW	1:37.363	66	LEWIS	37.214	18	565	KERSHAW	2:14.850	2:16.221	1.371
19	13	RYAN	1:38.139	565	KERSHAW	37.487	19	13	RYAN	2:15.699	2:15.699	0.000
20	66	LEWIS	1:39.138	13	RYAN	37.560	20	66	LEWIS	2:16.352	2:17.042	0.690
21	3	MAUD	1:41.531	3	MAUD	38.218	21	3	MAUD	2:19.749	2:19.979	0.230
22	63	HILLIER	1:43.382	566	WILBY	38.798	22	566	WILBY	2:22.191	2:22.787	0.596
23	566	WILBY	1:43.393	63	HILLIER	39.198	23	63	HILLIER	2:22.580	2:23.316	0.736

BMCRC - MRO Championships 2022 - Rnd 4 @ Oulton Park

Illuminate Design 250 MZs & Blue Haze GPF 2-Stroke

RACE 10 - STATISTICS

Competitors Started	23
Planned Start	2022-06-03 @ 14:35:00.000
Actual Start	2022-06-03 @ 14:52:50.587
Finish Time	2022-06-03 @ 15:04:49.698
Track Length	2.6920mi.
Total Laps	132
Total Distance Covered	355.3477mi.

Session Fastest Lap History

NO	CL	NAME	LAP TIME	TIME OF DAY	LAP	VEHICLE
141	GPF	David ABRAHAM	1:59.343	14:56:52.816	2	Suzuki RG570
4	GPF	James SEATH	1:58.562	14:56:53.369	2	Aprilia RS250
155	GPF	Richard LAMBOURNE	1:58.441	14:56:53.540	2	Suzuki RG500
141	GPF	David ABRAHAM	1:58.415	14:58:51.231	3	Suzuki RG570
141	GPF	David ABRAHAM	1:58.162	15:00:49.392	4	Suzuki RG570

Session Leader History

NO	CL	NAME	FROM LAP	LAPS LED	DISTANCE	VEHICLE
141	GPF	David ABRAHAM	1	5	13.46 miles	Suzuki RG570
155	GPF	Richard LAMBOURNE	6	1	2.69 miles	Suzuki RG500

Flag History

TYPE	TIME OF DAY
GREEN	14:52:50.587
FINISH	15:04:49.698

Flag Statistics

TYPE	COUNT	TOTAL LAPS	TOTAL TIME
Green	1	6	14:17.360
Red	0	0	0.000
Safety Car	0	0	0.000
FCY	0	0	0.000

BMCRC - MRO Championships 2022 - Rnd 4 @ Oulton Park

Illuminate Design 250 MZs & Blue Haze GPF 2-Stroke

RACE 10 - STATISTICS

CLASS : GPF

9 Starters

Fastest Lap History

NO	NAME	LAP TIME	TIME OF DAY	LAP	VEHICLE
141	David ABRAHAM	1:59.343	14:56:52.816	2	Suzuki RG570
4	James SEATH	1:58.562	14:56:53.369	2	Aprilia RS250
155	Richard LAMBOURNE	1:58.441	14:56:53.540	2	Suzuki RG500
141	David ABRAHAM	1:58.415	14:58:51.231	3	Suzuki RG570
141	David ABRAHAM	1:58.162	15:00:49.392	4	Suzuki RG570

Leader History

NO	NAME	FROM LAP	LAPS LED	DISTANCE	VEHICLE
141	David ABRAHAM	1	5	13.46 miles	Suzuki RG570
155	Richard LAMBOURNE	6	1	2.69 miles	Suzuki RG500

BMCRC - MRO Championships 2022 - Rnd 4 @ Oulton Park

Illuminate Design 250 MZs & Blue Haze GPF 2-Stroke

RACE 10 - STATISTICS

CLASS :

14 Starters

Fastest Lap History

NO	NAME	LAP TIME	TIME OF DAY	LAP	VEHICLE
81	Scott GRANT	2:06.863	14:57:35.889	2	MZ ETZ 250
81	Scott GRANT	2:05.824	14:59:41.713	3	MZ ETZ 250
69	Alexander MANN	2:05.052	15:01:48.158	4	MZ TS 250
69	Alexander MANN	2:04.760	15:05:58.225	6	MZ TS 250

Leader History

NO	NAME	FROM LAP	LAPS LED	DISTANCE	VEHICLE
81	Scott GRANT	1	5	13.46 miles	MZ ETZ 250
69	Alexander MANN	6	1	2.69 miles	MZ TS 250

BMCRC - MRO Championships 2022 - Rnd 4 @ Oulton Park

Illuminate Design 250 MZs & Blue Haze GPF 2-Stroke

RACE 19 - GRID (6 Laps)



ROW 11		32	63	Clive HILLIER	2:23.316	31	566	Michael WILBY	2:22.787				
ROW 10	30	3	Max MAUD	2:19.979	29	66	Graeme LEWIS	2:17.042	28	565	Louis KERSHAW	2:16.221	
ROW 9		27	13	Gordon RYAN	2:15.699	26	32	John ASHMEAD	2:13.658	25	22	Simon FINCH	2:13.471
ROW 8	24	9	Gary HOWLETT	2:11.499	23	75	Peter WOODALL	2:06.847	22	85	Andrew WALES	2:06.808	
ROW 7		21	96	Chris KENT	2:06.552	20	81	Scott GRANT	2:05.309	19	69	Alexander MANN	2:04.760
ROW 6													
ROW 5													
ROW 4			11	199	Michael FROST		10	60	Daniel GOUGH				
ROW 3		9	71	Richard HICKLING	2:06.884	8	247	Lee HEALEY	2:04.612	7	42	Alan WOOD	2:04.364
ROW 2	6	26	Damian LEE	2:03.929	5	55	Paul TOLAND	2:01.703	4	110	Mark HAIGH	2:01.180	
ROW 1		3	4	James SEATH	1:58.491	2	155	Richard LAMBOURNE	1:58.323	1	141	David ABRAHAM	1:58.162
												Pole	

Oulton Park International: 2.6920 miles

These results are provisional until the conclusion of any judicial and technical matters.

Clerk Of Course :	Stewards :	Timekeeper : Richard Evans
-------------------	------------	----------------------------

Results can be found at www.tsl-timing.com

Printed - 15:13 Friday, 03 June 2022



BMCRC - MRO Championships 2022 - Rnd 4 @ Oulton Park

Illuminate Design 250 MZs & Blue Haze GPF 2-Stroke

RACE 19 - CLASSIFICATION



POS	NO	CL	PIC NAME	ENTRY	LAPS	TIME	GAP	DIFF	MPH	BEST	ON
1	141	GPF	1 David ABRAHAM	Suzuki RG570 - Cambridge Motorcycles	6	11:45.577			82.41	1:56.246	3
2	155	GPF	2 Richard LAMBOURNE	Suzuki RG500 - D and A Lambourne	6	11:57.243	11.666	11.666	81.07	1:56.851	2
3	4	GPF	3 James SEATH	Aprilia RS250 - Ovenden Earthmoving	6	12:10.839	25.262	13.596	79.56	2:00.230	2
4	55	GPF	4 Paul TOLAND	Yamaha TZR250 - Kippers keys	6	12:24.015	38.438	13.176	78.15	2:01.850	2
5	247	GPF	5 Lee HEALEY	Suzuki VJ22 - Specialised welding and fabrications	6	12:31.840	46.263	7.825	77.34	2:03.686	4
6	42*	GPF	6 Alan WOOD	Suzuki RGV250 - J.Clubb Aggregates & Concrete	6	12:33.700	48.123	1.860	77.14	2:03.783	4
7	26	GPF	7 Damian LEE	Yamaha TZR250 - Leed Autos	6	12:34.610	49.033	0.910	77.05	2:03.448	2
8	71	GPF	8 Richard HICKLING	Aprilia RS 125 - Millstream Motor Services & Ringwo	6	12:46.058	1:00.481	11.448	75.90	2:05.065	5
9	81		1 Scott GRANT	MZ ETZ 250 - Katie, Mum and Dad	6	13:25.816	1:40.239	39.758	72.16	2:05.478	4
10	75		2 Peter WOODALL	MZ ETZ 250 - Online Lubricants	6	13:40.105	1:54.528	14.289	70.90	2:08.215	2
11	85		3 Andrew WALES	MZ ETZ 250 - Illuminated Design LTD	6	13:40.201	1:54.624	0.096	70.89	2:08.132	2
12	96		4 Chris KENT	MZ ETZ 250 - Powder House Coatings Ltd	5	11:45.621	1 Lap	1 Lap	68.67	2:08.383	3
13	22		5 Simon FINCH	MZ ETZ 250 - BlueCloud Projects Ltd	5	11:55.910	1 Lap	10.289	67.68	2:12.548	3
14	32		6 John ASHMEAD	MZ ETZ 250 -	5	11:58.248	1 Lap	2.338	67.46	2:13.266	5
15	66		7 Graeme LEWIS	MZ ETZ 250 -	5	12:19.267	1 Lap	21.019	65.54	2:16.725	5
16	13		8 Gordon RYAN	MZ ETZ 250 - Prism Work Psychology	5	12:19.358	1 Lap	0.091	65.53	2:17.274	5
17	3		9 Max MAUD	MZ ETZ 250 -	5	12:24.101	1 Lap	4.743	65.12	2:18.174	4
18	9		10 Gary HOWLETT	MZ TS250 - HS Racing	5	12:34.507	1 Lap	10.406	64.22	2:17.143	5
19	566		11 Michael WILBY	MZ ETZ 250 - Sziler UK	5	12:46.660	1 Lap	12.153	63.20	2:22.919	4
20	63		12 Clive HILLIER	MZ ETZ 250 - Satoshi Nakamoto	5	12:53.913	1 Lap	7.253	62.61	2:23.888	2

NOT CLASSIFIED

DNF	565		Louis KERSHAW	MZ ETZ 250 -	4	10:02.635	2 Laps	1 Lap	64.32	2:18.266	4
DNF	69		Alexander MANN	MZ TS 250 - HS RACING	1	2:56.747	5 Laps	3 Laps	54.83		
DNF	110	GPF	Mark HAIGH	Aprilia RS250 - Chesterfield CarClinic/The Tuning W	0						

FASTEST LAP

	141	GPF	David ABRAHAM	Suzuki RG570 - Cambridge Motorcycles	3	1:56.246			83.36 mph	134.16 kph	
	81		Scott GRANT	MZ ETZ 250 - Katie, Mum and Dad	4	2:05.478			77.23 mph	124.29 kph	

#42 - No working transponder, please check and fix for your next race.

Class GPF - 92.5% of Race Speed = 76.22 mph

Class - 92.5% of Race Speed = 66.74 mph

Weather / Track : Cloudy / Dry

These results are provisional until the conclusion of any judicial and technical matters.

Race Distance: 6 Laps / 16.15 miles
Oulton Park International: 2.6920 miles
Date: 03/06/2022 Start: 18:16 Finish: 18:28

Clerk Of Course :	Stewards :	Timekeeper : Richard Evans
-------------------	------------	----------------------------

Results can be found at www.tsl-timing.com

Printed - 18:31 Friday, 03 June 2022



BMCRC - MRO Championships 2022 - Rnd 4 @ Oulton Park

Illuminate Design 250 MZs & Blue Haze GPF 2-Stroke

RACE 19 - LAP CHART

LAP 1 @ 18:18:19.806

NO	BEHIND	LAP TIME
141		2:03.389
155	0.641	2:04.030
4	1.845	2:05.234
55	5.045	2:08.434
26	6.525	2:09.914
247	7.155	2:10.544
42	8.196	2:11.585
71	9.758	2:13.147
81	52.061	2:55.450
96	53.225	2:56.614
69	53.358	2:56.747
75	53.585	2:56.974
85	53.772	2:57.161
9	57.797	3:01.186
32	59.508	3:02.897
22	1:00.812	3:04.201
13	1:03.293	3:06.682
565	1:03.396	3:06.785
66	1:05.435	3:08.824
3	1:05.539	3:08.928
566	1:08.488	3:11.877
63	1:10.349	3:13.738

LAP 2 @ 18:20:16.121

NO	BEHIND	LAP TIME
141		1:56.315
155	1.177	1:56.851
4	5.760	2:00.230
55	10.580	2:01.850
26	13.658	2:03.448
247	15.924	2:05.084
42	16.708	2:04.827
71	19.946	2:06.503
81	1:01.959	2:06.213
96	1:05.373	2:08.463
75	1:05.485	2:08.215
85	1:05.589	2:08.132
32	1:17.150	2:13.957
22	1:17.637	2:13.140
9	1:22.127	2:20.645
13	1:25.251	2:18.273
565	1:25.417	2:18.336
66	1:26.285	2:17.165
3	1:27.625	2:18.401
566	1:36.041	2:23.868
63	1:37.922	2:23.888

LAP 3 @ 18:22:12.367

NO	BEHIND	LAP TIME
141		1:56.246
155	4.182	1:59.251
4	10.035	2:00.521
55	17.183	2:02.849
26	20.907	2:03.495
247	23.442	2:03.764
42	24.255	2:03.793
71	29.512	2:05.812
81	1:11.530	2:05.817
96	1:17.510	2:08.383
85	1:17.609	2:08.266
75	1:17.698	2:08.459
22	1:33.939	2:12.548

Weather / Track : Cloudy / Dry

Results can be found at www.tsl-timing.com

32	1:34.423	2:13.519
66	1:47.835	2:17.796
13	1:47.977	2:18.972
565	1:48.419	2:19.248
3	1:50.914	2:19.535

566	1 Lap	2:23.440
63	1 Lap	2:26.841
81	1:40.239	2:06.802
75	1:54.528	2:08.375
85	1:54.624	2:08.437

LAP 4 @ 18:24:08.824

NO	BEHIND	LAP TIME
141		1:56.457
9	1 Lap	2:31.285
155	7.156	1:59.431
566	1 Lap	2:24.556
63	1 Lap	2:24.336
4	13.850	2:00.272
55	23.658	2:02.932
26	28.616	2:04.166
247	30.671	2:03.686
42	31.581	2:03.783
71	38.808	2:05.753
81	1:20.551	2:05.478
96	1:30.468	2:09.415
75	1:30.536	2:09.295
85	1:30.782	2:09.630
22	1:50.889	2:13.407
32	1:52.575	2:14.609

LAP 5 @ 18:26:05.541

NO	BEHIND	LAP TIME
141		1:56.717
155	9.690	1:59.251
13	1 Lap	2:18.157
66	1 Lap	2:18.757
565	1 Lap	2:18.266
3	1 Lap	2:18.174
4	19.341	2:02.208
9	1 Lap	2:24.248
55	30.928	2:03.987
566	1 Lap	2:22.919
247	37.676	2:03.722
63	1 Lap	2:25.110
26	38.311	2:06.412
42	38.895	2:04.031
71	47.156	2:05.065
81	1:29.890	2:06.056
75	1:42.606	2:08.787
85	1:42.640	2:08.575

LAP 6 @ 18:28:01.994

NO	BEHIND	LAP TIME
141		1:56.453
96	1 Lap	2:22.746
22	1 Lap	2:12.614
155	11.666	1:58.429
32	1 Lap	2:13.266
4	25.262	2:02.374
66	1 Lap	2:16.725
13	1 Lap	2:17.274
55	38.438	2:03.963
3	1 Lap	2:19.063
247	46.263	2:05.040
42	48.123	2:05.681
9	1 Lap	2:17.143
26	49.033	2:07.175
71	1:00.481	2:09.778

Oulton Park International: 2.6920 miles
Date: 03/06/2022 Start: 18:16 Finish: 18:28

Printed - 18:31 Friday, 03 June 2022

BMCRC - MRO Championships 2022 - Rnd 4 @ Oulton Park

Illuminate Design 250 MZs & Blue Haze GPF 2-Stroke

RACE 19 - SECTOR ANALYSIS



SECTOR 1 = FL to I1, SECTOR 2 = I1 to FL, DIFF = Difference To Personal Best Lap, P = Crossed Finish Line in Pit Lane, D = Time Disallowed

P1		141 GPF		David ABRAHAM		Suzuki RG570 - Cambridge Motorcycles	
IDEAL LAP TIME : 1:56.166		BEST LAP TIME : 1:56.246		DIFFERENCE : 0.080			
LAP	SECTOR 1	SECTOR 2	LAP TIME	MPH	DIFF	TIME OF DAY	
1 -		32.154	2:03.389	78.54	7.143	18:18:19.806	
2 -	1:24.363	31.952	1:56.315 (2)	83.31	0.069	18:20:16.121	
3 -	1:24.443	31.803	1:56.246 (1)	83.36		18:22:12.367	
4 -	1:24.436	32.021	1:56.457	83.21	0.211	18:24:08.824	
5 -	1:24.906	31.811	1:56.717	83.03	0.471	18:26:05.541	
6 -	1:24.619	31.834	1:56.453 (3)	83.22	0.207	18:28:01.994	

P2		155 GPF		Richard LAMBOURNE		Suzuki RG500 - D and A Lambourne	
IDEAL LAP TIME : 1:56.851		BEST LAP TIME : 1:56.851		DIFFERENCE : 0.000			
LAP	SECTOR 1	SECTOR 2	LAP TIME	MPH	DIFF	TIME OF DAY	
1 -		32.148	2:04.030	78.13	7.179	18:18:20.447	
2 -	1:24.850	32.001	1:56.851 (1)	82.93		18:20:17.298	
3 -	1:26.716	32.535	1:59.251 (3)	81.26	2.400	18:22:16.549	
4 -	1:26.530	32.901	1:59.431	81.14	2.580	18:24:15.980	
5 -	1:26.446	32.805	1:59.251 (3)	81.26	2.400	18:26:15.231	
6 -	1:26.073	32.356	1:58.429 (2)	81.83	1.578	18:28:13.660	

P3		4 GPF		James SEATH		Aprilia RS250 - Ovenden Earthmoving	
IDEAL LAP TIME : 1:59.551		BEST LAP TIME : 2:00.230		DIFFERENCE : 0.679			
LAP	SECTOR 1	SECTOR 2	LAP TIME	MPH	DIFF	TIME OF DAY	
1 -		33.365	2:05.234	77.38	5.004	18:18:21.651	
2 -	1:26.186	34.044	2:00.230 (1)	80.60		18:20:21.881	
3 -	1:26.924	33.597	2:00.521 (3)	80.41	0.291	18:22:22.402	
4 -	1:26.494	33.778	2:00.272 (2)	80.57	0.042	18:24:22.674	
5 -	1:28.738	33.470	2:02.208	79.30	1.978	18:26:24.882	
6 -	1:28.230	34.144	2:02.374	79.19	2.144	18:28:27.256	

P4		55 GPF		Paul TOLAND		Yamaha TZR250 - Kippers keys	
IDEAL LAP TIME : 2:01.850		BEST LAP TIME : 2:01.850		DIFFERENCE : 0.000			
LAP	SECTOR 1	SECTOR 2	LAP TIME	MPH	DIFF	TIME OF DAY	
1 -		33.402	2:08.434	75.45	6.584	18:18:24.851	
2 -	1:28.459	33.391	2:01.850 (1)	79.53		18:20:26.701	
3 -	1:29.148	33.701	2:02.849 (2)	78.88	0.999	18:22:29.550	
4 -	1:29.381	33.551	2:02.932 (3)	78.83	1.082	18:24:32.482	
5 -	1:29.861	34.126	2:03.987	78.16	2.137	18:26:36.469	
6 -	1:29.689	34.274	2:03.963	78.17	2.113	18:28:40.432	

P5		247 GPF		Lee HEALEY		Suzuki VJ22 - Specialised welding and fabrications	
IDEAL LAP TIME : 2:03.530		BEST LAP TIME : 2:03.686		DIFFERENCE : 0.156			
LAP	SECTOR 1	SECTOR 2	LAP TIME	MPH	DIFF	TIME OF DAY	
1 -		33.588	2:10.544	74.23	6.858	18:18:26.961	
2 -	1:30.954	34.130	2:05.084	77.47	1.398	18:20:32.045	
3 -	1:30.318	33.446	2:03.764 (3)	78.30	0.078	18:22:35.809	
4 -	1:30.474	33.212	2:03.686 (1)	78.35		18:24:39.495	
5 -	1:30.365	33.357	2:03.722 (2)	78.33	0.036	18:26:43.217	
6 -	1:30.969	34.071	2:05.040	77.50	1.354	18:28:48.257	

P6		42 GPF		Alan WOOD		Suzuki RGV250 - J.Clubb Aggregates & Concrete	
IDEAL LAP TIME :		BEST LAP TIME : 2:03.783		DIFFERENCE :			
LAP	SECTOR 1	SECTOR 2	LAP TIME	MPH	DIFF	TIME OF DAY	
1 -			2:11.585	73.65	7.802	18:18:28.002	
2 -			2:04.827	77.63	1.044	18:20:32.829	
3 -			2:03.793 (2)	78.28	0.010	18:22:36.622	
4 -			2:03.783 (1)	78.29		18:24:40.405	
5 -			2:04.031 (3)	78.13	0.248	18:26:44.436	
6 -			2:05.681	77.11	1.898	18:28:50.117	

BMCRC - MRO Championships 2022 - Rnd 4 @ Oulton Park

Illuminate Design 250 MZs & Blue Haze GPF 2-Stroke

RACE 19 - SECTOR ANALYSIS



SECTOR 1 = FL to I1, SECTOR 2 = I1 to FL, DIFF = Difference To Personal Best Lap, P = Crossed Finish Line in Pit Lane, D = Time Disallowed

P7 26 GPF		Damian LEE		Yamaha TZR250 - Leed Autos			
IDEAL LAP TIME : 2:02.671		BEST LAP TIME : 2:03.448		DIFFERENCE : 0.777			
LAP	SECTOR 1	SECTOR 2	LAP TIME	MPH	DIFF	TIME OF DAY	
1 -		34.267	2:09.914	74.59	6.466	18:18:26.331	
2 -	1:29.096	34.352	2:03.448 (1)	78.50		18:20:29.779	
3 -	1:29.290	34.205	2:03.495 (2)	78.47	0.047	18:22:33.274	
4 -	1:30.161	34.005	2:04.166 (3)	78.05	0.718	18:24:37.440	
5 -	1:32.837	33.575	2:06.412	76.66	2.964	18:26:43.852	
6 -	1:33.247	33.928	2:07.175	76.20	3.727	18:28:51.027	

P8 71 GPF		Richard HICKLING		Aprilia RS 125 - Millstream Motor Services & Ringwood Tyres			
IDEAL LAP TIME : 2:05.065		BEST LAP TIME : 2:05.065		DIFFERENCE : 0.000			
LAP	SECTOR 1	SECTOR 2	LAP TIME	MPH	DIFF	TIME OF DAY	
1 -		35.032	2:13.147	72.78	8.082	18:18:29.564	
2 -	1:31.501	35.002	2:06.503	76.60	1.438	18:20:36.067	
3 -	1:30.660	35.152	2:05.812 (3)	77.03	0.747	18:22:41.879	
4 -	1:30.608	35.145	2:05.753 (2)	77.06	0.688	18:24:47.632	
5 -	1:30.238	34.827	2:05.065 (1)	77.49		18:26:52.697	
6 -	1:34.024	35.754	2:09.778	74.67	4.713	18:29:02.475	

P9 81		Scott GRANT		MZ ETZ 250 - Katie, Mum and Dad			
IDEAL LAP TIME : 2:05.478		BEST LAP TIME : 2:05.478		DIFFERENCE : 0.000			
LAP	SECTOR 1	SECTOR 2	LAP TIME	MPH	DIFF	TIME OF DAY	
1 -		35.262	2:55.450	55.23	49.972	18:19:11.867	
2 -	1:31.028	35.185	2:06.213	76.78	0.735	18:21:18.080	
3 -	1:30.889	34.928	2:05.817 (2)	77.02	0.339	18:23:23.897	
4 -	1:30.558	34.920	2:05.478 (1)	77.23		18:25:29.375	
5 -	1:30.815	35.241	2:06.056 (3)	76.88	0.578	18:27:35.431	
6 -	1:31.426	35.376	2:06.802	76.42	1.324	18:29:42.233	

P10 75		Peter WOODALL		MZ ETZ 250 - Online Lubricants			
IDEAL LAP TIME : 2:07.340		BEST LAP TIME : 2:08.215		DIFFERENCE : 0.875			
LAP	SECTOR 1	SECTOR 2	LAP TIME	MPH	DIFF	TIME OF DAY	
1 -		35.151	2:56.974	54.76	48.759	18:19:13.391	
2 -	1:32.189	36.026	2:08.215 (1)	75.58		18:21:21.606	
3 -	1:32.792	35.667	2:08.459 (3)	75.44	0.244	18:23:30.065	
4 -	1:33.474	35.821	2:09.295	74.95	1.080	18:25:39.360	
5 -	1:32.881	35.906	2:08.787	75.25	0.572	18:27:48.147	
6 -	1:32.888	35.487	2:08.375 (2)	75.49	0.160	18:29:56.522	

P11 85		Andrew WALES		MZ ETZ 250 - Illuminated Design LTD			
IDEAL LAP TIME : 2:07.562		BEST LAP TIME : 2:08.132		DIFFERENCE : 0.570			
LAP	SECTOR 1	SECTOR 2	LAP TIME	MPH	DIFF	TIME OF DAY	
1 -		35.051	2:57.161	54.70	49.029	18:19:13.578	
2 -	1:32.572	35.560	2:08.132 (1)	75.63		18:21:21.710	
3 -	1:32.511	35.755	2:08.266 (2)	75.55	0.134	18:23:29.976	
4 -	1:33.956	35.674	2:09.630	74.76	1.498	18:25:39.606	
5 -	1:32.918	35.657	2:08.575	75.37	0.443	18:27:48.181	
6 -	1:32.560	35.877	2:08.437 (3)	75.45	0.305	18:29:56.618	

P12 96		Chris KENT		MZ ETZ 250 - Powder House Coatings Ltd			
IDEAL LAP TIME : 2:07.662		BEST LAP TIME : 2:08.383		DIFFERENCE : 0.721			
LAP	SECTOR 1	SECTOR 2	LAP TIME	MPH	DIFF	TIME OF DAY	
1 -		35.404	2:56.614	54.87	48.231	18:19:13.031	
2 -	1:33.375	35.088	2:08.463 (2)	75.44	0.080	18:21:21.494	
3 -	1:32.574	35.809	2:08.383 (1)	75.48		18:23:29.877	
4 -	1:33.291	36.124	2:09.415 (3)	74.88	1.032	18:25:39.292	
5 -	1:46.649	36.097	2:22.746	67.89	14.363	18:28:02.038	

BMCRC - MRO Championships 2022 - Rnd 4 @ Oulton Park

Illuminate Design 250 MZs & Blue Haze GPF 2-Stroke

RACE 19 - SECTOR ANALYSIS



SECTOR 1 = FL to I1, SECTOR 2 = I1 to FL, DIFF = Difference To Personal Best Lap, P = Crossed Finish Line in Pit Lane, D = Time Disallowed

P13 22		Simon FINCH		MZ ETZ 250 - BlueCloud Projects Ltd			
IDEAL LAP TIME : 2:12.395		BEST LAP TIME : 2:12.548		DIFFERENCE : 0.153			
LAP	SECTOR 1	SECTOR 2	LAP TIME	MPH	DIFF	TIME OF DAY	
1 -		36.778	3:04.201	52.61	51.653	18:19:20.618	
2 -	1:36.212	36.928	2:13.140 (3)	72.79	0.592	18:21:33.758	
3 -	1:35.722	36.826	2:12.548 (1)	73.11		18:23:46.306	
4 -	1:36.261	37.146	2:13.407	72.64	0.859	18:25:59.713	
5 -	1:35.617	36.997	2:12.614 (2)	73.07	0.066	18:28:12.327	

P14 32		John ASHMEAD		MZ ETZ 250 -			
IDEAL LAP TIME : 2:12.768		BEST LAP TIME : 2:13.266		DIFFERENCE : 0.498			
LAP	SECTOR 1	SECTOR 2	LAP TIME	MPH	DIFF	TIME OF DAY	
1 -		37.731	3:02.897	52.98	49.631	18:19:19.314	
2 -	1:36.427	37.530	2:13.957 (3)	72.34	0.691	18:21:33.271	
3 -	1:35.499	38.020	2:13.519 (2)	72.58	0.253	18:23:46.790	
4 -	1:37.340	37.269	2:14.609	71.99	1.343	18:26:01.399	
5 -	1:35.693	37.573	2:13.266 (1)	72.72		18:28:14.665	

P15 66		Graeme LEWIS		MZ ETZ 250 -			
IDEAL LAP TIME : 2:16.665		BEST LAP TIME : 2:16.725		DIFFERENCE : 0.060			
LAP	SECTOR 1	SECTOR 2	LAP TIME	MPH	DIFF	TIME OF DAY	
1 -		37.781	3:08.824	51.32	52.099	18:19:25.241	
2 -	1:39.324	37.841	2:17.165 (2)	70.65	0.440	18:21:42.406	
3 -	1:39.633	38.163	2:17.796 (3)	70.33	1.071	18:24:00.202	
4 -	1:39.926	38.831	2:18.757	69.84	2.032	18:26:18.959	
5 -	1:38.884	37.841	2:16.725 (1)	70.88		18:28:35.684	

P16 13		Gordon RYAN		MZ ETZ 250 - Prism Work Psychology			
IDEAL LAP TIME : 2:17.274		BEST LAP TIME : 2:17.274		DIFFERENCE : 0.000			
LAP	SECTOR 1	SECTOR 2	LAP TIME	MPH	DIFF	TIME OF DAY	
1 -		38.231	3:06.682	51.91	49.408	18:19:23.099	
2 -	1:39.839	38.434	2:18.273 (3)	70.08	0.999	18:21:41.372	
3 -	1:40.959	38.013	2:18.972	69.73	1.698	18:24:00.344	
4 -	1:39.918	38.239	2:18.157 (2)	70.14	0.883	18:26:18.501	
5 -	1:39.482	37.792	2:17.274 (1)	70.59		18:28:35.775	

P17 3		Max MAUD		MZ ETZ 250 -			
IDEAL LAP TIME : 2:18.108		BEST LAP TIME : 2:18.174		DIFFERENCE : 0.066			
LAP	SECTOR 1	SECTOR 2	LAP TIME	MPH	DIFF	TIME OF DAY	
1 -		37.587	3:08.928	51.29	50.754	18:19:25.345	
2 -	1:40.657	37.744	2:18.401 (2)	70.02	0.227	18:21:43.746	
3 -	1:41.436	38.099	2:19.535	69.45	1.361	18:24:03.281	
4 -	1:40.521	37.653	2:18.174 (1)	70.13		18:26:21.455	
5 -	1:40.538	38.525	2:19.063 (3)	69.69	0.889	18:28:40.518	

P18 9		Gary HOWLETT		MZ TS250 - HS Racing			
IDEAL LAP TIME : 2:13.934		BEST LAP TIME : 2:17.143		DIFFERENCE : 3.209			
LAP	SECTOR 1	SECTOR 2	LAP TIME	MPH	DIFF	TIME OF DAY	
1 -		35.941	3:01.186	53.48	44.043	18:19:17.603	
2 -	1:37.993	42.652	2:20.645 (2)	68.90	3.502	18:21:38.248	
3 -	1:50.240	41.045	2:31.285	64.05	14.142	18:24:09.533	
4 -	1:45.442	38.806	2:24.248 (3)	67.18	7.105	18:26:33.781	
5 -	1:38.918	38.225	2:17.143 (1)	70.66		18:28:50.924	

BMCRC - MRO Championships 2022 - Rnd 4 @ Oulton Park

Illuminate Design 250 MZs & Blue Haze GPF 2-Stroke

RACE 19 - SECTOR ANALYSIS



SECTOR 1 = FL to I1, SECTOR 2 = I1 to FL, DIFF = Difference To Personal Best Lap, P = Crossed Finish Line in Pit Lane, D = Time Disallowed

P19 566		Michael WILBY		MZ ETZ 250 - Sziler UK		
IDEAL LAP TIME : 2:22.438		BEST LAP TIME : 2:22.919		DIFFERENCE : 0.481		
LAP	SECTOR 1	SECTOR 2	LAP TIME	MPH	DIFF	TIME OF DAY
1 -		38.996	3:11.877	50.50	48.958	18:19:28.294
2 -	1:43.912	39.956	2:23.868 (3)	67.36	0.949	18:21:52.162
3 -	1:44.401	40.155	2:24.556	67.04	1.637	18:24:16.718
4 -	1:43.442	39.477	2:22.919 (1)	67.80		18:26:39.637
5 -	1:43.789	39.651	2:23.440 (2)	67.56	0.521	18:29:03.077

P20 63		Clive HILLIER		MZ ETZ 250 - Satoshi Nakamoto		
IDEAL LAP TIME : 2:22.854		BEST LAP TIME : 2:23.888		DIFFERENCE : 1.034		
LAP	SECTOR 1	SECTOR 2	LAP TIME	MPH	DIFF	TIME OF DAY
1 -		39.047	3:13.738	50.02	49.850	18:19:30.155
2 -	1:43.807	40.081	2:23.888 (1)	67.35		18:21:54.043
3 -	1:44.177	40.159	2:24.336 (2)	67.14	0.448	18:24:18.379
4 -	1:44.901	40.209	2:25.110 (3)	66.78	1.222	18:26:43.489
5 -	1:46.163	40.678	2:26.841	65.99	2.953	18:29:10.330

P21 565		Louis KERSHAW		MZ ETZ 250 -		
IDEAL LAP TIME : 2:17.383		BEST LAP TIME : 2:18.266		DIFFERENCE : 0.883		
LAP	SECTOR 1	SECTOR 2	LAP TIME	MPH	DIFF	TIME OF DAY
1 -		37.770	3:06.785	51.88	48.519	18:19:23.202
2 -	1:40.070	38.266	2:18.336 (2)	70.05	0.070	18:21:41.538
3 -	1:40.867	38.381	2:19.248 (3)	69.59	0.982	18:24:00.786
4 -	1:39.613	38.653	2:18.266 (1)	70.09		18:26:19.052

P22 69		Alexander MANN		MZ TS 250 - HS RACING		
IDEAL LAP TIME :		BEST LAP TIME :		DIFFERENCE :		
LAP	SECTOR 1	SECTOR 2	LAP TIME	MPH	DIFF	TIME OF DAY
1 -		35.430	2:56.747	54.83		18:19:13.164

BMCRC - MRO Championships 2022 - Rnd 4 @ Oulton Park

Illuminate Design 250 MZs & Blue Haze GPF 2-Stroke

RACE 19 - BEST SECTORS

SECTOR 1			SECTOR 2			IDEAL / BEST COMPARISON						
POS	NO	NAME	TIME	NO	NAME	TIME	POS	NO	NAME	IDEAL	BEST	DIFF
1	141	ABRAHAM	1:24.363	141	ABRAHAM	31.803	1	141	ABRAHAM	1:56.166	1:56.246	0.080
2	155	LAMBOURNE	1:24.850	155	LAMBOURNE	32.001	2	155	LAMBOURNE	1:56.851	1:56.851	0.000
3	4	SEATH	1:26.186	247	HEALEY	33.212	3	4	SEATH	1:59.551	2:00.230	0.679
4	55	TOLAND	1:28.459	4	SEATH	33.365	4	55	TOLAND	2:01.850	2:01.850	0.000
5	26	LEE	1:29.096	55	TOLAND	33.391	5	26	LEE	2:02.671	2:03.448	0.777
6	71	HICKLING	1:30.238	26	LEE	33.575	6	247	HEALEY	2:03.530	2:03.686	0.156
7	247	HEALEY	1:30.318	71	HICKLING	34.827	7	71	HICKLING	2:05.065	2:05.065	0.000
8	81	GRANT	1:30.558	81	GRANT	34.920	8	81	GRANT	2:05.478	2:05.478	0.000
9	75	WOODALL	1:32.189	85	WALES	35.051	9	75	WOODALL	2:07.340	2:08.215	0.875
10	85	WALES	1:32.511	96	KENT	35.088	10	85	WALES	2:07.562	2:08.132	0.570
11	96	KENT	1:32.574	75	WOODALL	35.151	11	96	KENT	2:07.662	2:08.383	0.721
12	32	ASHMEAD	1:35.499	69	MANN	35.430	12	22	FINCH	2:12.395	2:12.548	0.153
13	22	FINCH	1:35.617	9	HOWLETT	35.941	13	32	ASHMEAD	2:12.768	2:13.266	0.498
14	9	HOWLETT	1:37.993	22	FINCH	36.778	14	9	HOWLETT	2:13.934	2:17.143	3.209
15	66	LEWIS	1:38.884	32	ASHMEAD	37.269	15	66	LEWIS	2:16.665	2:16.725	0.060
16	13	RYAN	1:39.482	3	MAUD	37.587	16	13	RYAN	2:17.274	2:17.274	0.000
17	565	KERSHAW	1:39.613	565	KERSHAW	37.770	17	565	KERSHAW	2:17.383	2:18.266	0.883
18	3	MAUD	1:40.521	66	LEWIS	37.781	18	3	MAUD	2:18.108	2:18.174	0.066
19	566	WILBY	1:43.442	13	RYAN	37.792	19	566	WILBY	2:22.438	2:22.919	0.481
20	63	HILLIER	1:43.807	566	WILBY	38.996	20	63	HILLIER	2:22.854	2:23.888	1.034
21				63	HILLIER	39.047	21	69	MANN			
22							22	42	WOOD		2:03.783	
23												

BMCRC - MRO Championships 2022 - Rnd 4 @ Oulton Park

Illuminate Design 250 MZs & Blue Haze GPF 2-Stroke

RACE 19 - STATISTICS

Competitors Started 23
Planned Start 2022-06-03 @ 16:50:00.000
Actual Start 2022-06-03 @ 18:16:16.416
Finish Time 2022-06-03 @ 18:28:01.993
Track Length 2.6920mi.
Total Laps 116
Total Distance Covered 312.2753mi.

Session Fastest Lap History

NO	CL	NAME	LAP TIME	TIME OF DAY	LAP	VEHICLE
141	GPF	David ABRAHAM	1:56.315	18:20:16.139	2	Suzuki RG570
141	GPF	David ABRAHAM	1:56.246	18:22:12.384	3	Suzuki RG570

Session Leader History

NO	CL	NAME	FROM LAP	LAPS LED	DISTANCE	VEHICLE
141	GPF	David ABRAHAM	1	6	16.15 miles	Suzuki RG570

Flag History

TYPE	TIME OF DAY
GREEN	18:16:16.416
FINISH	18:28:01.993

Flag Statistics

TYPE	COUNT	TOTAL LAPS	TOTAL TIME
Green	1	6	13:52.623
Red	0	0	0.000
Safety Car	0	0	0.000
FCY	0	0	0.000

BMCRC - MRO Championships 2022 - Rnd 4 @ Oulton Park

Illuminate Design 250 MZs & Blue Haze GPF 2-Stroke

RACE 19 - STATISTICS

CLASS : GPF

9 Starters

Fastest Lap History

NO	NAME	LAP TIME	TIME OF DAY	LAP	VEHICLE
141	David ABRAHAM	1:56.315	18:20:16.139	2	Suzuki RG570
141	David ABRAHAM	1:56.246	18:22:12.384	3	Suzuki RG570

Leader History

NO	NAME	FROM LAP	LAPS LED	DISTANCE	VEHICLE
141	David ABRAHAM	1	6	16.15 miles	Suzuki RG570

BMCRC - MRO Championships 2022 - Rnd 4 @ Oulton Park

Illuminate Design 250 MZs & Blue Haze GPF 2-Stroke

RACE 19 - STATISTICS

CLASS :

14 Starters

Fastest Lap History

NO	NAME	LAP TIME	TIME OF DAY	LAP	VEHICLE
81	Scott GRANT	2:06.213	18:21:18.116	2	MZ ETZ 250
81	Scott GRANT	2:05.817	18:23:23.932	3	MZ ETZ 250
81	Scott GRANT	2:05.478	18:25:29.411	4	MZ ETZ 250

Leader History

NO	NAME	FROM LAP	LAPS LED	DISTANCE	VEHICLE
81	Scott GRANT	1	6	16.15 miles	MZ ETZ 250

BMCRC - MRO Championships 2022 - Rnd 4 @ Oulton Park

Illuminate Design 250 MZs & Blue Haze GPF 2-Stroke

RACE 10 - GRID (8 Laps)



ROW 10	29	199 Michael FROST	28	60 Daniel GOUGH		
ROW 9	27	110 Mark HAIGH	26	71 Richard HICKLING	25	42 Alan WOOD
ROW 8	24	247 Lee HEALEY	23	26 Damian LEE	22	55 Paul TOLAND
ROW 7	21	4 James SEATH	20	155 Richard LAMBOURNE	19	141 David ABRAHAM
ROW 6						
ROW 5			14	63 Clive HILLIER	13	566 Michael WILBY
ROW 4	12	565 Louis KERSHAW	11	3 Max MAUD	10	13 Gordon RYAN
ROW 3	9	9 Gary HOWLETT	8	66 Graeme LEWIS	7	32 John ASHMEAD
ROW 2	6	69 Alexander MANN	5	22 Simon FINCH	4	96 Chris KENT
ROW 1	3	75 Peter WOODALL	2	85 Andrew WALES	1	81 Scott GRANT
						Pole

Oulton Park International: 2.6920 miles

These results are provisional until the conclusion of any judicial and technical matters.

Clerk Of Course :	Stewards :	Timekeeper : Richard Evans
-------------------	------------	----------------------------

Results can be found at www.tsl-timing.com

Printed - 18:33 Friday, 03 June 2022



BMCRC - MRO Championships 2022 - Rnd 4 @ Oulton Park

Illuminate Design 250 MZs & Blue Haze GPF 2-Stroke

RACE 10 - CLASSIFICATION



POS	NO	CL	PIC NAME	ENTRY	LAPS	TIME	GAP	DIFF	MPH	BEST	ON
1	141	GPF	1 David ABRAHAM	Suzuki RG570 - Cambridge Motorcycles	8	16:30.765			78.25	1:56.741	2
2	4	GPF	2 James SEATH	Aprilia RS250 - Ovenden Earthmoving	8	16:40.006	9.241	9.241	77.52	1:57.387	6
3	81		1 Scott GRANT	MZ ETZ 250 - Katie, Mum and Dad	8	16:54.439	23.674	14.433	76.42	2:05.706	4
4	85		2 Andrew WALES	MZ ETZ 250 - Illuminated Design LTD	8	17:02.106	31.341	7.667	75.85	2:06.428	6
5	96		3 Chris KENT	MZ ETZ 250 - Powder House Coatings Ltd	8	17:02.145	31.380	0.039	75.85	2:06.581	3
6	69		4 Alexander MANN	MZ TS 250 - HS RACING	8	17:09.739	38.974	7.594	75.29	2:07.107	4
7	75		5 Peter WOODALL	MZ ETZ 250 - Online Lubricants	8	17:09.851	39.086	0.112	75.28	2:07.098	5
8	55	GPF	3 Paul TOLAND	Yamaha TZR250 - Kippers keys	8	17:11.295	40.530	1.444	75.17	2:01.481	7
9	110	GPF	4 Mark HAIGH	Aprilia RS250 - Chesterfield CarClinic/The Tuning W	8	17:17.284	46.519	5.989	74.74	2:01.737	8
10	247	GPF	5 Lee HEALEY	Suzuki VJ22 - Specialised welding and fabrications	8	17:18.221	47.456	0.937	74.67	2:03.140	8
11	42	GPF	6 Alan WOOD	Suzuki RGV250 - J.Clubb Aggregates & Concrete	8	17:19.007	48.242	0.786	74.61	2:03.083	5
12	26	GPF	7 Damian LEE	Yamaha TZR250 - Leed Autos	8	17:19.097	48.332	0.090	74.61	2:01.571	7
13	71	GPF	8 Richard HICKLING	Aprilia RS 125 - Millstream Motor Services & Ringwo	8	17:20.964	50.199	1.867	74.47	2:03.178	7
14	9		6 Gary HOWLETT	MZ TS250 - HS Racing	8	17:42.630	1:11.865	21.666	72.96	2:10.911	7
15	22		7 Simon FINCH	MZ ETZ 250 - BlueCloud Projects Ltd	8	17:49.121	1:18.356	6.491	72.51	2:12.077	7
16	32		8 John ASHMEAD	MZ ETZ 250 -	8	17:52.642	1:21.877	3.521	72.27	2:12.104	4
17	13		9 Gordon RYAN	MZ ETZ 250 - Prism Work Psychology	8	18:02.793	1:32.028	10.151	71.60	2:13.582	5
18	565	10	Louis KERSHAW	MZ ETZ 250 -	8	18:24.453	1:53.688	21.660	70.19	2:16.027	8
19	3	11	Max MAUD	MZ ETZ 250 -	7	16:37.228	1 Lap	1 Lap	68.02	2:20.448	2
20	566	12	Michael WILBY	MZ ETZ 250 - Sziler UK	7	16:43.954	1 Lap	6.726	67.57	2:21.281	2

NOT CLASSIFIED

DNF	63		Clive HILLIER	MZ ETZ 250 - Satoshi Nakamoto	6	14:18.850	2 Laps	1 Lap	67.70	2:21.440	6
DNF	155	GPF	Richard LAMBOURNE	Suzuki RG500 - D and A Lambourne	1	2:45.361	7 Laps	5 Laps	58.60		
DNF	66		Graeme LEWIS	MZ ETZ 250 -	0						

FASTEST LAP

141	GPF	David ABRAHAM	Suzuki RG570 - Cambridge Motorcycles	2	1:56.741	83.01 mph	133.60 kph
81		Scott GRANT	MZ ETZ 250 - Katie, Mum and Dad	4	2:05.706	77.09 mph	124.07 kph

Class GPF - 92.5% of Race Speed = 72.38 mph
 Class - 92.5% of Race Speed = 70.68 mph

Weather / Track : Sunny / Dry

These results are provisional until the conclusion of any judicial and technical matters.

Race Distance: 8 Laps / 21.53 miles
 Oulton Park International: 2.6920 miles
 Date: 04/06/2022 Start: 13:06 Finish: 13:23

Clerk Of Course :	Stewards :	Timekeeper : Richard Evans
-------------------	------------	----------------------------

Results can be found at www.tsl-timing.com

Printed - 13:28 Saturday, 04 June 2022



BMCRC - MRO Championships 2022 - Rnd 4 @ Oulton Park

Illuminate Design 250 MZs & Blue Haze GPF 2-Stroke

RACE 10 - LAP CHART

LAP 1 @ 13:09:10.337

NO	BEHIND	LAP TIME
81		2:10.663
85	1.545	2:12.208
96	1.585	2:12.248
69	1.936	2:12.599
75	2.458	2:13.121
22	7.035	2:17.698
32	7.128	2:17.791
9	7.531	2:18.194
13	9.765	2:20.428
565	13.255	2:23.918
3	14.871	2:25.534
63	17.627	2:28.290
566	18.395	2:29.058
141	32.554	2:43.217
4	34.344	2:45.007
155	34.698	2:45.361
247	39.080	2:49.743
55	39.215	2:49.878
26	39.676	2:50.339
42	40.401	2:51.064
110	40.997	2:51.660
71	42.412	2:53.075

LAP 2 @ 13:11:16.417

NO	BEHIND	LAP TIME
81		2:06.080
69	3.038	2:07.182
96	3.130	2:07.625
85	3.334	2:07.869
75	3.900	2:07.522
22	13.782	2:12.827
32	14.331	2:13.283
9	14.802	2:13.351
13	18.962	2:15.277
141	23.215	1:56.741
565	23.869	2:16.694
4	28.541	2:00.277
3	29.239	2:20.448
566	33.596	2:21.281
63	33.960	2:22.413
247	36.539	2:03.539
55	36.782	2:03.647
26	37.605	2:04.009
42	38.381	2:04.060
110	38.491	2:03.574
71	40.721	2:04.389

LAP 3 @ 13:13:22.321

NO	BEHIND	LAP TIME
81		2:05.904
96	3.807	2:06.581
69	4.454	2:07.320
85	5.106	2:07.676
75	5.375	2:07.379
141	15.455	1:58.144
22	20.263	2:12.385
9	20.737	2:11.839
32	20.917	2:12.490
4	21.244	1:58.607
13	28.058	2:15.000
565	34.474	2:16.509
55	36.027	2:05.149

247	36.410	2:05.775
110	37.153	2:04.566
26	37.583	2:05.882
42	38.026	2:05.549
71	39.656	2:04.839
3	44.384	2:21.049
566	50.217	2:22.525
63	50.527	2:22.471

LAP 4 @ 13:15:28.027

NO	BEHIND	LAP TIME
81		2:05.706
69	5.855	2:07.107
96	5.912	2:07.811
85	6.804	2:07.404
75	7.094	2:07.425
141	7.280	1:57.531
4	14.491	1:58.953
32	27.315	2:12.104
22	27.398	2:12.841
9	27.557	2:12.526
55	31.803	2:01.482
247	35.290	2:04.586
110	36.042	2:04.595
26	36.619	2:04.742
42	37.026	2:04.706
13	37.500	2:15.148
71	37.968	2:04.018
565	45.556	2:16.788
3	59.939	2:21.261
63	1:06.558	2:21.737
566	1:07.424	2:22.913

LAP 5 @ 13:17:33.889

NO	BEHIND	LAP TIME
141		1:58.582
81	0.090	2:05.952
4	6.303	1:57.674
96	6.821	2:06.771
85	8.002	2:07.060
75	8.330	2:07.098
69	10.567	2:10.574
55	28.786	2:02.845
247	33.388	2:03.960
9	33.481	2:11.786
110	33.753	2:03.573
42	34.247	2:03.083
22	35.136	2:13.600
71	35.693	2:03.587
26	38.069	2:07.312
32	39.605	2:18.152
13	45.220	2:13.582
565	57.924	2:18.230
3	1:15.348	2:21.271
566	1:22.995	2:21.433
63	1:23.195	2:22.499

LAP 6 @ 13:19:32.166

NO	BEHIND	LAP TIME
141		1:58.277
4	5.413	1:57.387
81	7.657	2:05.844
96	15.472	2:06.928
85	16.153	2:06.428

75	17.290	2:07.237
69	21.213	2:08.923
55	32.467	2:01.958
247	38.959	2:03.848
110	39.587	2:04.111
42	39.983	2:04.013
71	41.200	2:03.784
26	41.980	2:02.188
9	47.550	2:12.346
22	49.254	2:12.395
32	53.459	2:12.131
13	1:01.671	2:14.728
565	1:17.793	2:18.146
3	1:40.175	2:23.104
63	1:46.358	2:21.440
566	1:47.275	2:22.557

LAP 7 @ 13:21:30.994

NO	BEHIND	LAP TIME
141		1:58.828
4	4.396	1:57.811
81	14.885	2:06.056
96	23.931	2:07.287
85	24.260	2:06.935
75	26.882	2:08.420
69	30.993	2:08.608
55	35.120	2:01.481
247	43.761	2:03.630
110	44.227	2:03.468
42	44.316	2:03.161
26	44.723	2:01.571
71	45.550	2:03.178
9	59.633	2:10.911
22	1:02.503	2:12.077
32	1:08.130	2:13.499
13	1:17.174	2:14.331
565	1:37.106	2:18.141

LAP 8 @ 13:23:30.439

NO	BEHIND	LAP TIME
141		1:59.445
3	1 Lap	2:24.561
4	9.241	2:04.290
566	1 Lap	2:24.187
81	23.674	2:08.234
85	31.341	2:06.526
96	31.380	2:06.894
69	38.974	2:07.426
75	39.086	2:11.649
55	40.530	2:04.855
110	46.519	2:01.737
247	47.456	2:03.140
42	48.242	2:03.371
26	48.332	2:03.054
71	50.199	2:04.094
9	1:11.865	2:11.677
22	1:18.356	2:15.298
32	1:21.877	2:13.192
13	1:32.028	2:14.299
565	1:53.688	2:16.027

BMCRC - MRO Championships 2022 - Rnd 4 @ Oulton Park

Illuminate Design 250 MZs & Blue Haze GPF 2-Stroke

RACE 10 - SECTOR ANALYSIS



SECTOR 1 = FL to I1, SECTOR 2 = I1 to FL, DIFF = Difference To Personal Best Lap, P = Crossed Finish Line in Pit Lane, D = Time Disallowed

P1 141 GPF David ABRAHAM		Suzuki RG570 - Cambridge Motorcycles				
IDEAL LAP TIME : 1:56.741		BEST LAP TIME : 1:56.741		DIFFERENCE : 0.000		
LAP	SECTOR 1	SECTOR 2	LAP TIME	MPH	DIFF	TIME OF DAY
1 -		32.016	2:43.217	59.37	46.476	13:09:42.891
2 -	1:24.774	31.967	1:56.741 (1)	83.01		13:11:39.632
3 -	1:25.983	32.161	1:58.144 (3)	82.02	1.403	13:13:37.776
4 -	1:25.350	32.181	1:57.531 (2)	82.45	0.790	13:15:35.307
5 -	1:26.214	32.368	1:58.582	81.72	1.841	13:17:33.889
6 -	1:26.012	32.265	1:58.277	81.93	1.536	13:19:32.166
7 -	1:26.233	32.595	1:58.828	81.55	2.087	13:21:30.994
8 -	1:26.851	32.594	1:59.445	81.13	2.704	13:23:30.439

P2 4 GPF James SEATH		Aprilia RS250 - Ovenden Earthmoving				
IDEAL LAP TIME : 1:57.346		BEST LAP TIME : 1:57.387		DIFFERENCE : 0.041		
LAP	SECTOR 1	SECTOR 2	LAP TIME	MPH	DIFF	TIME OF DAY
1 -		32.637	2:45.007	58.73	47.620	13:09:44.681
2 -	1:25.709	34.568	2:00.277	80.57	2.890	13:11:44.958
3 -	1:25.888	32.719	1:58.607	81.70	1.220	13:13:43.565
4 -	1:25.693	33.260	1:58.953	81.47	1.566	13:15:42.518
5 -	1:24.741	32.933	1:57.674 (2)	82.35	0.287	13:17:40.192
6 -	1:24.782	32.605	1:57.387 (1)	82.55		13:19:37.579
7 -	1:24.921	32.890	1:57.811 (3)	82.26	0.424	13:21:35.390
8 -	1:29.219	35.071	2:04.290	77.97	6.903	13:23:39.680

P3 81 Scott GRANT		MZ ETZ 250 - Katie, Mum and Dad				
IDEAL LAP TIME : 2:05.349		BEST LAP TIME : 2:05.706		DIFFERENCE : 0.357		
LAP	SECTOR 1	SECTOR 2	LAP TIME	MPH	DIFF	TIME OF DAY
1 -		35.289	2:10.663	74.17	4.957	13:09:10.337
2 -	1:30.947	35.133	2:06.080	76.86	0.374	13:11:16.417
3 -	1:30.729	35.175	2:05.904 (3)	76.97	0.198	13:13:22.321
4 -	1:30.498	35.208	2:05.706 (1)	77.09		13:15:28.027
5 -	1:30.687	35.265	2:05.952	76.94	0.246	13:17:33.979
6 -	1:30.993	34.851	2:05.844 (2)	77.01	0.138	13:19:39.823
7 -	1:31.014	35.042	2:06.056	76.88	0.350	13:21:45.879
8 -	1:32.601	35.633	2:08.234	75.57	2.528	13:23:54.113

P4 85 Andrew WALES		MZ ETZ 250 - Illuminated Design LTD				
IDEAL LAP TIME : 2:06.313		BEST LAP TIME : 2:06.428		DIFFERENCE : 0.115		
LAP	SECTOR 1	SECTOR 2	LAP TIME	MPH	DIFF	TIME OF DAY
1 -		35.046	2:12.208	73.30	5.780	13:09:11.882
2 -	1:32.350	35.519	2:07.869	75.79	1.441	13:11:19.751
3 -	1:32.551	35.125	2:07.676	75.90	1.248	13:13:27.427
4 -	1:32.156	35.248	2:07.404	76.06	0.976	13:15:34.831
5 -	1:31.703	35.357	2:07.060	76.27	0.632	13:17:41.891
6 -	1:31.296	35.132	2:06.428 (1)	76.65		13:19:48.319
7 -	1:31.736	35.199	2:06.935 (3)	76.34	0.507	13:21:55.254
8 -	1:31.267	35.259	2:06.526 (2)	76.59	0.098	13:24:01.780

P5 96 Chris KENT		MZ ETZ 250 - Powder House Coatings Ltd				
IDEAL LAP TIME : 2:06.483		BEST LAP TIME : 2:06.581		DIFFERENCE : 0.098		
LAP	SECTOR 1	SECTOR 2	LAP TIME	MPH	DIFF	TIME OF DAY
1 -		35.436	2:12.248	73.28	5.667	13:09:11.922
2 -	1:31.933	35.692	2:07.625	75.93	1.044	13:11:19.547
3 -	1:31.195	35.386	2:06.581 (1)	76.56		13:13:26.128
4 -	1:32.218	35.593	2:07.811	75.82	1.230	13:15:33.939
5 -	1:31.453	35.318	2:06.771 (2)	76.44	0.190	13:17:40.710
6 -	1:31.428	35.500	2:06.928	76.35	0.347	13:19:47.638
7 -	1:31.695	35.592	2:07.287	76.13	0.706	13:21:54.925
8 -	1:31.165	35.729	2:06.894 (3)	76.37	0.313	13:24:01.819

BMCRC - MRO Championships 2022 - Rnd 4 @ Oulton Park

Illuminate Design 250 MZs & Blue Haze GPF 2-Stroke

RACE 10 - SECTOR ANALYSIS



SECTOR 1 = FL to I1, SECTOR 2 = I1 to FL, DIFF = Difference To Personal Best Lap, P = Crossed Finish Line in Pit Lane, D = Time Disallowed

P6 69 Alexander MANN		MZ TS 250 - HS RACING				
IDEAL LAP TIME : 2:06.345		BEST LAP TIME : 2:07.107		DIFFERENCE : 0.762		
LAP	SECTOR 1	SECTOR 2	LAP TIME	MPH	DIFF	TIME OF DAY
1 -		34.755	2:12.599	73.08	5.492	13:09:12.273
2 -	1:32.020	35.162	2:07.182 (2)	76.20	0.075	13:11:19.455
3 -	1:32.238	35.082	2:07.320 (3)	76.11	0.213	13:13:26.775
4 -	1:31.590	35.517	2:07.107 (1)	76.24		13:15:33.882
5 -	1:35.624	34.950	2:10.574	74.22	3.467	13:17:44.456
6 -	1:33.270	35.653	2:08.923	75.17	1.816	13:19:53.379
7 -	1:33.096	35.512	2:08.608	75.35	1.501	13:22:01.987
8 -	1:32.520	34.906	2:07.426	76.05	0.319	13:24:09.413

P7 75 Peter WOODALL		MZ ETZ 250 - Online Lubricants				
IDEAL LAP TIME : 2:06.520		BEST LAP TIME : 2:07.098		DIFFERENCE : 0.578		
LAP	SECTOR 1	SECTOR 2	LAP TIME	MPH	DIFF	TIME OF DAY
1 -		35.275	2:13.121	72.80	6.023	13:09:12.795
2 -	1:32.210	35.312	2:07.522	75.99	0.424	13:11:20.317
3 -	1:32.428	34.951	2:07.379 (3)	76.08	0.281	13:13:27.696
4 -	1:32.321	35.104	2:07.425	76.05	0.327	13:15:35.121
5 -	1:31.845	35.253	2:07.098 (1)	76.25		13:17:42.219
6 -	1:31.569	35.668	2:07.237 (2)	76.16	0.139	13:19:49.456
7 -	1:32.340	36.080	2:08.420	75.46	1.322	13:21:57.876
8 -	1:34.822	36.827	2:11.649	73.61	4.551	13:24:09.525

P8 55 GPF Paul TOLAND		Yamaha TZR250 - Kippers keys				
IDEAL LAP TIME : 2:01.359		BEST LAP TIME : 2:01.481		DIFFERENCE : 0.122		
LAP	SECTOR 1	SECTOR 2	LAP TIME	MPH	DIFF	TIME OF DAY
1 -		33.854	2:49.878	57.04	48.397	13:09:49.552
2 -	1:29.763	33.884	2:03.647	78.37	2.166	13:11:53.199
3 -	1:31.695	33.454	2:05.149	77.43	3.668	13:13:58.348
4 -	1:28.055	33.427	2:01.482 (2)	79.77	0.001	13:15:59.830
5 -	1:29.177	33.668	2:02.845	78.89	1.364	13:18:02.675
6 -	1:28.516	33.442	2:01.958 (3)	79.46	0.477	13:20:04.633
7 -	1:28.177	33.304	2:01.481 (1)	79.77		13:22:06.114
8 -	1:28.882	35.973	2:04.855	77.62	3.374	13:24:10.969

P9 110 GPF Mark HAIGH		Aprilia RS250 - Chesterfield CarClinic/The Tuning Works				
IDEAL LAP TIME : 2:00.996		BEST LAP TIME : 2:01.737		DIFFERENCE : 0.741		
LAP	SECTOR 1	SECTOR 2	LAP TIME	MPH	DIFF	TIME OF DAY
1 -		34.425	2:51.660	56.45	49.923	13:09:51.334
2 -	1:29.627	33.947	2:03.574	78.42	1.837	13:11:54.908
3 -	1:30.491	34.075	2:04.566	77.80	2.829	13:13:59.474
4 -	1:30.007	34.588	2:04.595	77.78	2.858	13:16:04.069
5 -	1:29.383	34.190	2:03.573 (3)	78.42	1.836	13:18:07.642
6 -	1:30.310	33.801	2:04.111	78.08	2.374	13:20:11.753
7 -	1:27.608	35.860	2:03.468 (2)	78.49	1.731	13:22:15.221
8 -	1:28.349	33.388	2:01.737 (1)	79.60		13:24:16.958

P10 247 GPF Lee HEALEY		Suzuki VJ22 - Specialised welding and fabrications				
IDEAL LAP TIME : 2:02.838		BEST LAP TIME : 2:03.140		DIFFERENCE : 0.302		
LAP	SECTOR 1	SECTOR 2	LAP TIME	MPH	DIFF	TIME OF DAY
1 -		33.742	2:49.743	57.09	46.603	13:09:49.417
2 -	1:29.718	33.821	2:03.539 (2)	78.44	0.399	13:11:52.956
3 -	1:32.034	33.741	2:05.775	77.05	2.635	13:13:58.731
4 -	1:30.484	34.102	2:04.586	77.78	1.446	13:16:03.317
5 -	1:29.744	34.216	2:03.960	78.18	0.820	13:18:07.277
6 -	1:30.523	33.325	2:03.848	78.25	0.708	13:20:11.125
7 -	1:29.651	33.979	2:03.630 (3)	78.38	0.490	13:22:14.755
8 -	1:29.953	33.187	2:03.140 (1)	78.70		13:24:17.895

BMCRC - MRO Championships 2022 - Rnd 4 @ Oulton Park

Illuminate Design 250 MZs & Blue Haze GPF 2-Stroke

RACE 10 - SECTOR ANALYSIS



SECTOR 1 = FL to I1, SECTOR 2 = I1 to FL, DIFF = Difference To Personal Best Lap, P = Crossed Finish Line in Pit Lane, D = Time Disallowed

P11 42 GPF Alan WOOD		Suzuki RGV250 - J.Clubb Aggregates & Concrete				
IDEAL LAP TIME : 2:02.132		BEST LAP TIME : 2:03.083		DIFFERENCE : 0.951		
LAP	SECTOR 1	SECTOR 2	LAP TIME	MPH	DIFF	TIME OF DAY
1 -		33.920	2:51.064	56.65	47.981	13:09:50.738
2 -	1:29.946	34.114	2:04.060	78.11	0.977	13:11:54.798
3 -	1:32.377	33.172	2:05.549	77.19	2.466	13:14:00.347
4 -	1:30.132	34.574	2:04.706	77.71	1.623	13:16:05.053
5 -	1:28.984	34.099	2:03.083 (1)	78.73		13:18:08.136
6 -	1:30.579	33.434	2:04.013	78.14	0.930	13:20:12.149
7 -	1:29.105	34.056	2:03.161 (2)	78.68	0.078	13:22:15.310
8 -	1:30.223	33.148	2:03.371 (3)	78.55	0.288	13:24:18.681

P12 26 GPF Damian LEE		Yamaha TZR250 - Leed Autos				
IDEAL LAP TIME : 2:01.571		BEST LAP TIME : 2:01.571		DIFFERENCE : 0.000		
LAP	SECTOR 1	SECTOR 2	LAP TIME	MPH	DIFF	TIME OF DAY
1 -		33.992	2:50.339	56.89	48.768	13:09:50.013
2 -	1:29.917	34.092	2:04.009	78.14	2.438	13:11:54.022
3 -	1:31.769	34.113	2:05.882	76.98	4.311	13:13:59.904
4 -	1:30.016	34.726	2:04.742	77.69	3.171	13:16:04.646
5 -	1:33.402	33.910	2:07.312	76.12	5.741	13:18:11.958
6 -	1:28.451	33.737	2:02.188 (2)	79.31	0.617	13:20:14.146
7 -	1:28.036	33.535	2:01.571 (1)	79.71		13:22:15.717
8 -	1:29.364	33.690	2:03.054 (3)	78.75	1.483	13:24:18.771

P13 71 GPF Richard HICKLING		Aprilia RS 125 - Millstream Motor Services & Ringwood Tyres				
IDEAL LAP TIME : 2:03.178		BEST LAP TIME : 2:03.178		DIFFERENCE : 0.000		
LAP	SECTOR 1	SECTOR 2	LAP TIME	MPH	DIFF	TIME OF DAY
1 -		34.722	2:53.075	55.99	49.897	13:09:52.749
2 -	1:29.864	34.525	2:04.389	77.91	1.211	13:11:57.138
3 -	1:30.737	34.102	2:04.839	77.63	1.661	13:14:01.977
4 -	1:29.691	34.327	2:04.018	78.14	0.840	13:16:05.995
5 -	1:29.406	34.181	2:03.587 (2)	78.41	0.409	13:18:09.582
6 -	1:29.482	34.302	2:03.784 (3)	78.29	0.606	13:20:13.366
7 -	1:29.162	34.016	2:03.178 (1)	78.67		13:22:16.544
8 -	1:29.746	34.348	2:04.094	78.09	0.916	13:24:20.638

P14 9 Gary HOWLETT		MZ TS250 - HS Racing				
IDEAL LAP TIME : 2:10.769		BEST LAP TIME : 2:10.911		DIFFERENCE : 0.142		
LAP	SECTOR 1	SECTOR 2	LAP TIME	MPH	DIFF	TIME OF DAY
1 -		36.983	2:18.194	70.12	7.283	13:09:17.868
2 -	1:35.628	37.723	2:13.351	72.67	2.440	13:11:31.219
3 -	1:35.321	36.518	2:11.839	73.50	0.928	13:13:43.058
4 -	1:35.918	36.608	2:12.526	73.12	1.615	13:15:55.584
5 -	1:34.997	36.789	2:11.786 (3)	73.53	0.875	13:18:07.370
6 -	1:35.935	36.411	2:12.346	73.22	1.435	13:20:19.716
7 -	1:34.358	36.553	2:10.911 (1)	74.02		13:22:30.627
8 -	1:34.712	36.965	2:11.677 (2)	73.59	0.766	13:24:42.304

P15 22 Simon FINCH		MZ ETZ 250 - BlueCloud Projects Ltd				
IDEAL LAP TIME : 2:11.103		BEST LAP TIME : 2:12.077		DIFFERENCE : 0.974		
LAP	SECTOR 1	SECTOR 2	LAP TIME	MPH	DIFF	TIME OF DAY
1 -		36.810	2:17.698	70.38	5.621	13:09:17.372
2 -	1:35.811	37.016	2:12.827	72.96	0.750	13:11:30.199
3 -	1:35.563	36.822	2:12.385 (2)	73.20	0.308	13:13:42.584
4 -	1:35.567	37.274	2:12.841	72.95	0.764	13:15:55.425
5 -	1:37.534	36.066	2:13.600	72.53	1.523	13:18:09.025
6 -	1:35.920	36.475	2:12.395 (3)	73.19	0.318	13:20:21.420
7 -	1:35.037	37.040	2:12.077 (1)	73.37		13:22:33.497
8 -	1:37.262	38.036	2:15.298	71.62	3.221	13:24:48.795

BMCRC - MRO Championships 2022 - Rnd 4 @ Oulton Park

Illuminate Design 250 MZs & Blue Haze GPF 2-Stroke

RACE 10 - SECTOR ANALYSIS



SECTOR 1 = FL to I1, SECTOR 2 = I1 to FL, DIFF = Difference To Personal Best Lap, P = Crossed Finish Line in Pit Lane, D = Time Disallowed

P16 32		John ASHMEAD		MZ ETZ 250 -			
IDEAL LAP TIME : 2:11.717		BEST LAP TIME : 2:12.104		DIFFERENCE : 0.387			
LAP	SECTOR 1	SECTOR 2	LAP TIME	MPH	DIFF	TIME OF DAY	
1 -		37.111	2:17.791	70.33	5.687	13:09:17.465	
2 -	1:36.610	36.673	2:13.283	72.71	1.179	13:11:30.748	
3 -	1:35.578	36.912	2:12.490 (3)	73.14	0.386	13:13:43.238	
4 -	1:35.202	36.902	2:12.104 (1)	73.36		13:15:55.342	
5 -	1:41.637	36.515	2:18.152	70.14	6.048	13:18:13.494	
6 -	1:35.329	36.802	2:12.131 (2)	73.34	0.027	13:20:25.625	
7 -	1:36.060	37.439	2:13.499	72.59	1.395	13:22:39.124	
8 -	1:36.395	36.797	2:13.192	72.76	1.088	13:24:52.316	

P17 13		Gordon RYAN		MZ ETZ 250 - Prism Work Psychology			
IDEAL LAP TIME : 2:13.407		BEST LAP TIME : 2:13.582		DIFFERENCE : 0.175			
LAP	SECTOR 1	SECTOR 2	LAP TIME	MPH	DIFF	TIME OF DAY	
1 -		37.283	2:20.428	69.01	6.846	13:09:20.102	
2 -	1:37.543	37.734	2:15.277	71.64	1.695	13:11:35.379	
3 -	1:37.806	37.194	2:15.000	71.78	1.418	13:13:50.379	
4 -	1:37.765	37.383	2:15.148	71.70	1.566	13:16:05.527	
5 -	1:36.249	37.333	2:13.582 (1)	72.54		13:18:19.109	
6 -	1:37.195	37.533	2:14.728	71.93	1.146	13:20:33.837	
7 -	1:36.893	37.438	2:14.331 (3)	72.14	0.749	13:22:48.168	
8 -	1:37.141	37.158	2:14.299 (2)	72.16	0.717	13:25:02.467	

P18 565		Louis KERSHAW		MZ ETZ 250 -			
IDEAL LAP TIME : 2:15.860		BEST LAP TIME : 2:16.027		DIFFERENCE : 0.167			
LAP	SECTOR 1	SECTOR 2	LAP TIME	MPH	DIFF	TIME OF DAY	
1 -		38.042	2:23.918	67.33	7.891	13:09:23.592	
2 -	1:38.648	38.046	2:16.694 (3)	70.89	0.667	13:11:40.286	
3 -	1:38.368	38.141	2:16.509 (2)	70.99	0.482	13:13:56.795	
4 -	1:38.690	38.098	2:16.788	70.84	0.761	13:16:13.583	
5 -	1:40.062	38.168	2:18.230	70.10	2.203	13:18:31.813	
6 -	1:39.626	38.520	2:18.146	70.15	2.119	13:20:49.959	
7 -	1:40.350	37.791	2:18.141	70.15	2.114	13:23:08.100	
8 -	1:38.069	37.958	2:16.027 (1)	71.24		13:25:24.127	

P19 3		Max MAUD		MZ ETZ 250 -			
IDEAL LAP TIME : 2:19.478		BEST LAP TIME : 2:20.448		DIFFERENCE : 0.970			
LAP	SECTOR 1	SECTOR 2	LAP TIME	MPH	DIFF	TIME OF DAY	
1 -		38.220	2:25.534	66.59	5.086	13:09:25.208	
2 -	1:41.274	39.174	2:20.448 (1)	69.00		13:11:45.656	
3 -	1:42.845	38.204	2:21.049 (2)	68.70	0.601	13:14:06.705	
4 -	1:42.280	38.981	2:21.261 (3)	68.60	0.813	13:16:27.966	
5 -	1:42.338	38.933	2:21.271	68.60	0.823	13:18:49.237	
6 -	1:43.569	39.535	2:23.104	67.72	2.656	13:21:12.341	
7 -	1:44.353	40.208	2:24.561	67.03	4.113	13:23:36.902	

P20 566		Michael WILBY		MZ ETZ 250 - Sziler UK			
IDEAL LAP TIME : 2:20.984		BEST LAP TIME : 2:21.281		DIFFERENCE : 0.297			
LAP	SECTOR 1	SECTOR 2	LAP TIME	MPH	DIFF	TIME OF DAY	
1 -		39.582	2:29.058	65.01	7.777	13:09:28.732	
2 -	1:42.247	39.034	2:21.281 (1)	68.59		13:11:50.013	
3 -	1:43.303	39.222	2:22.525 (3)	67.99	1.244	13:14:12.538	
4 -	1:43.921	38.992	2:22.913	67.81	1.632	13:16:35.451	
5 -	1:42.161	39.272	2:21.433 (2)	68.52	0.152	13:18:56.884	
6 -	1:43.734	38.823	2:22.557	67.98	1.276	13:21:19.441	
7 -	1:43.707	40.480	2:24.187	67.21	2.906	13:23:43.628	

BMCRC - MRO Championships 2022 - Rnd 4 @ Oulton Park

Illuminate Design 250 MZs & Blue Haze GPF 2-Stroke

RACE 10 - SECTOR ANALYSIS



SECTOR 1 = FL to I1, SECTOR 2 = I1 to FL, DIFF = Difference To Personal Best Lap, P = Crossed Finish Line in Pit Lane, D = Time Disallowed

P21 63 Clive HILLIER		MZ ETZ 250 - Satoshi Nakamoto				
IDEAL LAP TIME : 2:20.954		BEST LAP TIME : 2:21.440		DIFFERENCE : 0.486		
LAP	SECTOR 1	SECTOR 2	LAP TIME	MPH	DIFF	TIME OF DAY
1 -		39.297	2:28.290	65.35	6.850	13:09:27.964
2 -	1:43.548	38.865	2:22.413 (3)	68.05	0.973	13:11:50.377
3 -	1:43.408	39.063	2:22.471	68.02	1.031	13:14:12.848
4 -	1:42.151	39.586	2:21.737 (2)	68.37	0.297	13:16:34.585
5 -	1:43.675	38.824	2:22.499	68.00	1.059	13:18:57.084
6 -	1:42.130	39.310	2:21.440 (1)	68.51		13:21:18.524

P22 155 GPF Richard LAMBOURNE		Suzuki RG500 - D and A Lambourne				
IDEAL LAP TIME :		BEST LAP TIME :		DIFFERENCE :		
LAP	SECTOR 1	SECTOR 2	LAP TIME	MPH	DIFF	TIME OF DAY
1 -		32.655	2:45.361	58.60		13:09:45.035

BMCRC - MRO Championships 2022 - Rnd 4 @ Oulton Park

Illuminate Design 250 MZs & Blue Haze GPF 2-Stroke

RACE 10 - BEST SECTORS

SECTOR 1			SECTOR 2			IDEAL / BEST COMPARISON						
POS	NO	NAME	TIME	NO	NAME	TIME	POS	NO	NAME	IDEAL	BEST	DIFF
									PERFECT LAP	1:56.708		
1	4	SEATH	1:24.741	141	ABRAHAM	31.967	1	141	ABRAHAM	1:56.741	1:56.741	0.000
2	141	ABRAHAM	1:24.774	4	SEATH	32.605	2	4	SEATH	1:57.346	1:57.387	0.041
3	110	HAIGH	1:27.608	155	LAMBOURNE	32.655	3	110	HAIGH	2:00.996	2:01.737	0.741
4	26	LEE	1:28.036	42	WOOD	33.148	4	55	TOLAND	2:01.359	2:01.481	0.122
5	55	TOLAND	1:28.055	247	HEALEY	33.187	5	26	LEE	2:01.571	2:01.571	0.000
6	42	WOOD	1:28.984	55	TOLAND	33.304	6	42	WOOD	2:02.132	2:03.083	0.951
7	71	HICKLING	1:29.162	110	HAIGH	33.388	7	247	HEALEY	2:02.838	2:03.140	0.302
8	247	HEALEY	1:29.651	26	LEE	33.535	8	71	HICKLING	2:03.178	2:03.178	0.000
9	81	GRANT	1:30.498	71	HICKLING	34.016	9	81	GRANT	2:05.349	2:05.706	0.357
10	96	KENT	1:31.165	69	MANN	34.755	10	85	WALES	2:06.313	2:06.428	0.115
11	85	WALES	1:31.267	81	GRANT	34.851	11	69	MANN	2:06.345	2:07.107	0.762
12	75	WOODALL	1:31.569	75	WOODALL	34.951	12	96	KENT	2:06.483	2:06.581	0.098
13	69	MANN	1:31.590	85	WALES	35.046	13	75	WOODALL	2:06.520	2:07.098	0.578
14	9	HOWLETT	1:34.358	96	KENT	35.318	14	9	HOWLETT	2:10.769	2:10.911	0.142
15	22	FINCH	1:35.037	22	FINCH	36.066	15	22	FINCH	2:11.103	2:12.077	0.974
16	32	ASHMEAD	1:35.202	9	HOWLETT	36.411	16	32	ASHMEAD	2:11.717	2:12.104	0.387
17	13	RYAN	1:36.249	32	ASHMEAD	36.515	17	13	RYAN	2:13.407	2:13.582	0.175
18	565	KERSHAW	1:38.069	13	RYAN	37.158	18	565	KERSHAW	2:15.860	2:16.027	0.167
19	3	MAUD	1:41.274	565	KERSHAW	37.791	19	3	MAUD	2:19.478	2:20.448	0.970
20	63	HILLIER	1:42.130	3	MAUD	38.204	20	63	HILLIER	2:20.954	2:21.440	0.486
21	566	WILBY	1:42.161	566	WILBY	38.823	21	566	WILBY	2:20.984	2:21.281	0.297
22				63	HILLIER	38.824	22	155	LAMBOURNE			
23												

BMCRC - MRO Championships 2022 - Rnd 4 @ Oulton Park

Illuminate Design 250 MZs & Blue Haze GPF 2-Stroke

RACE 10 - STATISTICS

Competitors Started 22
Planned Start 2022-06-04 @ 13:00:00.000
Actual Start 2022-06-04 @ 13:06:59.674
Finish Time 2022-06-04 @ 13:23:30.438
Track Length 2.6920mi.
Total Laps 165
Total Distance Covered 444.1847mi.

Session Fastest Lap History

NO	CL	NAME	LAP TIME	TIME OF DAY	LAP	VEHICLE
81		Scott GRANT	2:06.080	13:11:16.452	2	MZ ETZ 250
141	GPF	David ABRAHAM	1:56.741	13:11:39.651	2	Suzuki RG570

Session Leader History

NO	CL	NAME	FROM LAP	LAPS LED	DISTANCE	VEHICLE
81		Scott GRANT	1	4	10.76 miles	MZ ETZ 250
141	GPF	David ABRAHAM	5	4	10.76 miles	Suzuki RG570

Flag History

TYPE	TIME OF DAY
GREEN	13:06:59.674
FINISH	13:23:30.438

Flag Statistics

TYPE	COUNT	TOTAL LAPS	TOTAL TIME
Green	1	8	18:35.535
Red	0	0	0.000
Safety Car	0	0	0.000
FCY	0	0	0.000

BMCRC - MRO Championships 2022 - Rnd 4 @ Oulton Park

Illuminate Design 250 MZs & Blue Haze GPF 2-Stroke

RACE 10 - STATISTICS

CLASS : GPF

9 Starters

Fastest Lap History

NO	NAME	LAP TIME	TIME OF DAY	LAP	VEHICLE
141	David ABRAHAM	1:56.741	13:11:39.651	2	Suzuki RG570

Leader History

NO	NAME	FROM LAP	LAPS LED	DISTANCE	VEHICLE
141	David ABRAHAM	1	8	21.53 miles	Suzuki RG570

BMCRC - MRO Championships 2022 - Rnd 4 @ Oulton Park

Illuminate Design 250 MZs & Blue Haze GPF 2-Stroke

RACE 10 - STATISTICS

CLASS :

13 Starters

Fastest Lap History

NO	NAME	LAP TIME	TIME OF DAY	LAP	VEHICLE
81	Scott GRANT	2:06.080	13:11:16.452	2	MZ ETZ 250
81	Scott GRANT	2:05.904	13:13:22.358	3	MZ ETZ 250
81	Scott GRANT	2:05.706	13:15:28.063	4	MZ ETZ 250

Leader History

NO	NAME	FROM LAP	LAPS LED	DISTANCE	VEHICLE
81	Scott GRANT	1	8	21.53 miles	MZ ETZ 250

BMCRC - MRO Championships 2022 - Rnd 4 @ Oulton Park

Illuminate Design 250 MZs & Blue Haze GPF 2-Stroke

RACE 20 - GRID (8 Laps)



ROW 10	29	199 Michael FROST	28	60 Daniel GOUGH				
ROW 9	27	2:03.178 71 Richard HICKLING	26	155 Richard LAMBOURNE	25	2:03.140 247 Lee HEALEY		
ROW 8	24	2:03.083 42 Alan WOOD	23	2:01.737 110 Mark HAIGH	22	2:01.571 26 Damian LEE		
ROW 7	21	2:01.481 55 Paul TOLAND	20	1:57.387 4 James SEATH	19	1:56.741 141 David ABRAHAM		
ROW 6								
ROW 5			14	66 Graeme LEWIS	13	2:21.440 63 Clive HILLIER		
ROW 4	12	2:21.281 566 Michael WILBY	11	2:20.448 3 Max MAUD	10	2:16.027 565 Louis KERSHAW		
ROW 3			9	2:13.582 13 Gordon RYAN	8	2:12.104 32 John ASHMEAD	7	2:12.077 22 Simon FINCH
ROW 2	6	2:10.911 9 Gary HOWLETT	5	2:07.107 69 Alexander MANN	4	2:07.098 75 Peter WOODALL		
ROW 1			3	2:06.581 96 Chris KENT	2	2:06.428 85 Andrew WALES	1	2:05.706 81 Scott GRANT
							Pole	

Oulton Park International: 2.6920 miles

These results are provisional until the conclusion of any judicial and technical matters.

Clerk Of Course :	Stewards :	Timekeeper : Richard Evans
-------------------	------------	----------------------------

Results can be found at www.tsl-timing.com

Printed - 13:31 Saturday, 04 June 2022



BMCRC - MRO Championships 2022 - Rnd 4 @ Oulton Park

Illuminate Design 250 MZs & Blue Haze GPF 2-Stroke

RACE 20 - CLASSIFICATION



POS	NO	CL	PIC NAME	ENTRY	LAPS	TIME	GAP	DIFF	MPH	BEST	ON
1	141	GPF	1 David ABRAHAM	Suzuki RG570 - Cambridge Motorcycles	8	16:43.404			77.26	1:57.029	6
2	4	GPF	2 James SEATH	Aprilia RS250 - Ovenden Earthmoving	8	16:43.904	0.500	0.500	77.22	1:57.315	6
3	81		1 Scott GRANT	MZ ETZ 250 - Katie, Mum and Dad	8	16:50.802	7.398	6.898	76.70	2:05.049	5
4	69		2 Alexander MANN	MZ TS 250 - HS RACING	8	16:57.207	13.803	6.405	76.21	2:05.301	8
5	96		3 Chris KENT	MZ ETZ 250 - Powder House Coatings Ltd	8	16:57.448	14.044	0.241	76.20	2:05.671	7
6	55	GPF	3 Paul TOLAND	Yamaha TZR250 - Kippers keys	8	16:58.591	15.187	1.143	76.11	1:59.042	6
7	75		4 Peter WOODALL	MZ ETZ 250 - Online Lubricants	8	17:08.777	25.373	10.186	75.36	2:07.388	7
8	85		5 Andrew WALES	MZ ETZ 250 - Illuminated Design LTD	8	17:08.836	25.432	0.059	75.35	2:07.113	2
9	110	GPF	4 Mark HAIGH	Aprilia RS250 - Chesterfield CarClinic/The Tuning W	8	17:22.377	38.973	13.541	74.37	2:02.696	2
10	60	GPF	5 Daniel GOUGH	Yamaha TZR 250 - Kieran Lewis/G Force Mc	8	17:23.669	40.265	1.292	74.28	2:01.422	8
11	26	GPF	6 Damian LEE	Yamaha TZR250 - Leed Autos	8	17:24.209	40.805	0.540	74.24	2:01.379	8
12	247	GPF	7 Lee HEALEY	Suzuki VJ22 - Specialised welding and fabrications	8	17:27.339	43.935	3.130	74.02	2:03.393	8
13	42	GPF	8 Alan WOOD	Suzuki RGV250 - J.Clubb Aggregates & Concrete	8	17:32.761	49.357	5.422	73.64	2:03.304	5
14	32		6 John ASHMEAD	MZ ETZ 250 -	8	17:35.927	52.523	3.166	73.42	2:10.733	8
15	71	GPF	9 Richard HICKLING	Aprilia RS 125 - Millstream Motor Services & Ringwo	8	17:39.507	56.103	3.580	73.17	2:04.350	6
16	9		7 Gary HOWLETT	MZ TS250 - HS Racing	8	17:50.319	1:06.915	10.812	72.43	2:11.940	3
17	66		8 Graeme LEWIS	MZ ETZ 250 -	8	18:15.593	1:32.189	25.274	70.76	2:15.053	4
18	565		9 Louis KERSHAW	MZ ETZ 250 -	8	18:15.712	1:32.308	0.119	70.75	2:14.416	7
19	13		10 Gordon RYAN	MZ ETZ 250 - Prism Work Psychology	8	18:20.187	1:36.783	4.475	70.47	2:14.804	6
20	3		11 Max MAUD	MZ ETZ 250 -	8	18:53.927	2:10.523	33.740	68.37	2:20.602	4
21	63		12 Clive HILLIER	MZ ETZ 250 - Satoshi Nakamoto	7	16:57.381	1 Lap	1 Lap	66.68	2:23.168	2

FASTEST LAP

141	GPF	David ABRAHAM	Suzuki RG570 - Cambridge Motorcycles	6	1:57.029	82.81 mph	133.27 kph
81		Scott GRANT	MZ ETZ 250 - Katie, Mum and Dad	5	2:05.049	77.50 mph	124.72 kph

Class GPF - 92.5% of Race Speed = 71.46 mph
 Class - 92.5% of Race Speed = 70.94 mph

Weather / Track : Bright / Dry

These results are provisional until the conclusion of any judicial and technical matters.

Race Distance: 8 Laps / 21.53 miles
 Oulton Park International: 2.6920 miles
 Date: 04/06/2022 Start: 17:22 Finish: 17:39

Clerk Of Course :	Stewards :	Timekeeper : Richard Evans
-------------------	------------	----------------------------

Results can be found at www.tsl-timing.com

Printed - 17:42 Saturday, 04 June 2022



BMCRC - MRO Championships 2022 - Rnd 4 @ Oulton Park

Illuminate Design 250 MZs & Blue Haze GPF 2-Stroke

RACE 20 - LAP CHART

LAP 1 @ 17:25:07.685

NO	BEHIND	LAP TIME
81		2:10.116
96	1.082	2:11.198
69	2.418	2:12.534
85	2.760	2:12.876
75	2.930	2:13.046
32	6.183	2:16.299
9	7.246	2:17.362
66	12.963	2:23.079
565	13.977	2:24.093
3	14.369	2:24.485
13	14.463	2:24.579
63	18.292	2:28.408
4	44.901	2:55.017
141	45.334	2:55.450
55	45.758	2:55.874
110	47.827	2:57.943
247	49.598	2:59.714
60	49.851	2:59.967
26	50.472	3:00.588
71	53.061	3:03.177
42	53.499	3:03.615

LAP 2 @ 17:27:13.773

NO	BEHIND	LAP TIME
81		2:06.088
96	1.663	2:06.669
69	2.724	2:06.394
85	3.785	2:07.113
75	4.629	2:07.787
32	11.057	2:10.962
9	13.898	2:12.740
13	25.303	2:16.928
66	25.691	2:18.816
565	25.911	2:18.022
3	29.248	2:20.967
63	35.372	2:23.168
141	37.302	1:58.056
4	38.711	1:59.898
55	39.369	1:59.699
110	44.435	2:02.696
247	47.328	2:03.818
60	47.512	2:03.749
26	48.207	2:03.823
71	52.725	2:05.752
42	53.320	2:05.909

LAP 3 @ 17:29:18.859

NO	BEHIND	LAP TIME
81		2:05.086
96	3.793	2:07.216
69	3.880	2:06.242
75	7.059	2:07.516
85	7.166	2:08.467
32	16.854	2:10.883
9	20.752	2:11.940
141	31.971	1:59.755
4	33.509	1:59.884
55	36.147	2:01.864
66	36.648	2:16.043
565	36.792	2:15.967
13	36.949	2:16.732
110	43.628	2:04.279

3	45.057	2:20.895
247	46.523	2:04.281
60	46.842	2:04.416
26	47.463	2:04.342
42	52.430	2:04.196
71	53.143	2:05.504
63	54.748	2:24.462

LAP 4 @ 17:31:24.290

NO	BEHIND	LAP TIME
81		2:05.431
96	5.901	2:07.539
69	6.039	2:07.590
85	10.246	2:08.511
75	10.817	2:09.189
32	22.932	2:11.509
141	25.029	1:58.489
4	25.727	1:57.649
9	27.467	2:12.146
55	30.604	1:59.888
110	41.429	2:03.232
60	46.115	2:04.704
66	46.270	2:15.053
565	46.354	2:14.993
247	46.686	2:05.594
26	46.773	2:04.741
13	46.916	2:15.398
42	51.341	2:04.342
71	52.367	2:04.655
3	1:00.228	2:20.602
63	1:12.990	2:23.673

LAP 5 @ 17:33:29.339

NO	BEHIND	LAP TIME
81		2:05.049
69	7.526	2:06.536
96	7.745	2:06.893
85	13.448	2:08.251
75	14.104	2:08.336
141	17.867	1:57.887
4	19.005	1:58.327
55	25.517	1:59.962
32	30.019	2:12.136
9	35.756	2:13.338
110	40.212	2:03.832
60	44.567	2:03.501
26	44.915	2:03.191
247	45.114	2:03.477
42	49.596	2:03.304
71	53.998	2:06.680
66	57.080	2:15.859
13	57.487	2:15.620
565	57.582	2:16.277
3	1:16.272	2:21.093
63	1:33.679	2:25.738

LAP 6 @ 17:35:34.769

NO	BEHIND	LAP TIME
81		2:05.430
69	8.432	2:06.336
96	8.574	2:06.259
141	9.466	1:57.029
4	10.890	1:57.315
85	15.246	2:07.228

75	16.185	2:07.511
55	19.129	1:59.042
32	36.227	2:11.638
110	37.499	2:02.717
60	42.615	2:03.478
26	43.071	2:03.586
247	43.336	2:03.652
9	46.861	2:16.535
42	48.246	2:04.080
71	52.918	2:04.350
13	1:06.861	2:14.804
66	1:06.988	2:15.338
565	1:08.717	2:16.565
3	1:32.761	2:21.919
63	1:53.592	2:25.343

LAP 7 @ 17:37:40.245

NO	BEHIND	LAP TIME
81		2:05.476
141	3.206	1:59.216
4	3.631	1:58.217
96	8.769	2:05.671
69	9.230	2:06.274
55	13.812	2:00.159
85	17.953	2:08.183
75	18.097	2:07.388
110	35.780	2:03.757
60	39.571	2:02.432
26	40.154	2:02.559
247	41.270	2:03.410
32	42.518	2:11.767
42	46.364	2:03.594
71	52.183	2:04.741
9	54.450	2:13.065
66	1:17.064	2:15.552
565	1:17.657	2:14.416
13	1:22.243	2:20.858
3	1:49.034	2:21.749

LAP 8 @ 17:39:40.973

NO	BEHIND	LAP TIME
141		1:57.522
4	0.500	1:57.597
81	7.398	2:08.126
69	13.803	2:05.301
63	1 Lap	2:26.589
96	14.044	2:06.003
55	15.187	2:02.103
75	25.373	2:08.004
85	25.432	2:08.207
110	38.973	2:03.921
60	40.265	2:01.422
26	40.805	2:01.379
247	43.935	2:03.393
42	49.357	2:03.721
32	52.523	2:10.733
71	56.103	2:04.648
9	1:06.915	2:13.193
66	1:32.189	2:15.853
565	1:32.308	2:15.379
13	1:36.783	2:15.268
3	2:10.523	2:22.217

BMCRC - MRO Championships 2022 - Rnd 4 @ Oulton Park

Illuminate Design 250 MZs & Blue Haze GPF 2-Stroke

RACE 20 - SECTOR ANALYSIS



SECTOR 1 = FL to I1, SECTOR 2 = I1 to FL, DIFF = Difference To Personal Best Lap, P = Crossed Finish Line in Pit Lane, D = Time Disallowed

P1 141 GPF		David ABRAHAM		Suzuki RG570 - Cambridge Motorcycles		
IDEAL LAP TIME : 1:57.029		BEST LAP TIME : 1:57.029		DIFFERENCE : 0.000		
LAP	SECTOR 1	SECTOR 2	LAP TIME	MPH	DIFF	TIME OF DAY
1 -		32.442	2:55.450	55.23	58.421	17:25:53.019
2 -	1:25.847	32.209	1:58.056	82.09	1.027	17:27:51.075
3 -	1:26.997	32.758	1:59.755	80.92	2.726	17:29:50.830
4 -	1:25.800	32.689	1:58.489	81.79	1.460	17:31:49.319
5 -	1:25.640	32.247	1:57.887 (3)	82.20	0.858	17:33:47.206
6 -	1:24.973	32.056	1:57.029 (1)	82.81		17:35:44.235
7 -	1:26.713	32.503	1:59.216	81.29	2.187	17:37:43.451
8 -	1:25.324	32.198	1:57.522 (2)	82.46	0.493	17:39:40.973

P2 4 GPF		James SEATH		Aprilia RS250 - Ovenden Earthmoving		
IDEAL LAP TIME : 1:57.000		BEST LAP TIME : 1:57.315		DIFFERENCE : 0.315		
LAP	SECTOR 1	SECTOR 2	LAP TIME	MPH	DIFF	TIME OF DAY
1 -		32.881	2:55.017	55.37	57.702	17:25:52.586
2 -	1:27.260	32.638	1:59.898	80.82	2.583	17:27:52.484
3 -	1:26.556	33.328	1:59.884	80.83	2.569	17:29:52.368
4 -	1:24.882	32.767	1:57.649 (3)	82.37	0.334	17:31:50.017
5 -	1:25.958	32.369	1:58.327	81.90	1.012	17:33:48.344
6 -	1:25.003	32.312	1:57.315 (1)	82.60		17:35:45.659
7 -	1:25.845	32.372	1:58.217	81.97	0.902	17:37:43.876
8 -	1:25.479	32.118	1:57.597 (2)	82.41	0.282	17:39:41.473

P3 81		Scott GRANT		MZ ETZ 250 - Katie, Mum and Dad		
IDEAL LAP TIME : 2:04.850		BEST LAP TIME : 2:05.049		DIFFERENCE : 0.199		
LAP	SECTOR 1	SECTOR 2	LAP TIME	MPH	DIFF	TIME OF DAY
1 -		35.018	2:10.116	74.48	5.067	17:25:07.685
2 -	1:31.184	34.904	2:06.088	76.86	1.039	17:27:13.773
3 -	1:30.060	35.026	2:05.086 (2)	77.47	0.037	17:29:18.859
4 -	1:30.487	34.944	2:05.431	77.26	0.382	17:31:24.290
5 -	1:30.259	34.790	2:05.049 (1)	77.50		17:33:29.339
6 -	1:30.508	34.922	2:05.430 (3)	77.26	0.381	17:35:34.769
7 -	1:30.527	34.949	2:05.476	77.23	0.427	17:37:40.245
8 -	1:32.547	35.579	2:08.126	75.63	3.077	17:39:48.371

P4 69		Alexander MANN		MZ TS 250 - HS RACING		
IDEAL LAP TIME : 2:05.301		BEST LAP TIME : 2:05.301		DIFFERENCE : 0.000		
LAP	SECTOR 1	SECTOR 2	LAP TIME	MPH	DIFF	TIME OF DAY
1 -		35.150	2:12.534	73.12	7.233	17:25:10.103
2 -	1:31.605	34.789	2:06.394	76.67	1.093	17:27:16.497
3 -	1:31.072	35.170	2:06.242 (2)	76.76	0.941	17:29:22.739
4 -	1:31.920	35.670	2:07.590	75.95	2.289	17:31:30.329
5 -	1:31.410	35.126	2:06.536	76.58	1.235	17:33:36.865
6 -	1:31.316	35.020	2:06.336	76.71	1.035	17:35:43.201
7 -	1:31.460	34.814	2:06.274 (3)	76.74	0.973	17:37:49.475
8 -	1:30.759	34.542	2:05.301 (1)	77.34		17:39:54.776

P5 96		Chris KENT		MZ ETZ 250 - Powder House Coatings Ltd		
IDEAL LAP TIME : 2:05.671		BEST LAP TIME : 2:05.671		DIFFERENCE : 0.000		
LAP	SECTOR 1	SECTOR 2	LAP TIME	MPH	DIFF	TIME OF DAY
1 -		35.301	2:11.198	73.86	5.527	17:25:08.767
2 -	1:31.483	35.186	2:06.669	76.50	0.998	17:27:15.436
3 -	1:31.722	35.494	2:07.216	76.17	1.545	17:29:22.652
4 -	1:32.055	35.484	2:07.539	75.98	1.868	17:31:30.191
5 -	1:31.237	35.656	2:06.893	76.37	1.222	17:33:37.084
6 -	1:30.741	35.518	2:06.259 (3)	76.75	0.588	17:35:43.343
7 -	1:30.614	35.057	2:05.671 (1)	77.11		17:37:49.014
8 -	1:30.923	35.080	2:06.003 (2)	76.91	0.332	17:39:55.017

BMCRC - MRO Championships 2022 - Rnd 4 @ Oulton Park

Illuminate Design 250 MZs & Blue Haze GPF 2-Stroke

RACE 20 - SECTOR ANALYSIS



SECTOR 1 = FL to I1, SECTOR 2 = I1 to FL, DIFF = Difference To Personal Best Lap, P = Crossed Finish Line in Pit Lane, D = Time Disallowed

P6 55 GPF Paul TOLAND		Yamaha TZR250 - Kippers keys				
IDEAL LAP TIME : 1:58.618		BEST LAP TIME : 1:59.042		DIFFERENCE : 0.424		
LAP	SECTOR 1	SECTOR 2	LAP TIME	MPH	DIFF	TIME OF DAY
1 -		32.489	2:55.874	55.10	56.832	17:25:53.443
2 -	1:27.050	32.649	1:59.699 (2)	80.96	0.657	17:27:53.142
3 -	1:28.106	33.758	2:01.864	79.52	2.822	17:29:55.006
4 -	1:26.524	33.364	1:59.888 (3)	80.83	0.846	17:31:54.894
5 -	1:26.981	32.981	1:59.962	80.78	0.920	17:33:54.856
6 -	1:26.129	32.913	1:59.042 (1)	81.41		17:35:53.898
7 -	1:27.199	32.960	2:00.159	80.65	1.117	17:37:54.057
8 -	1:27.442	34.661	2:02.103	79.36	3.061	17:39:56.160

P7 75 Peter WOODALL		MZ ETZ 250 - Online Lubricants				
IDEAL LAP TIME : 2:07.096		BEST LAP TIME : 2:07.388		DIFFERENCE : 0.292		
LAP	SECTOR 1	SECTOR 2	LAP TIME	MPH	DIFF	TIME OF DAY
1 -		36.149	2:13.046	72.84	5.658	17:25:10.615
2 -	1:32.489	35.298	2:07.787	75.83	0.399	17:27:18.402
3 -	1:31.798	35.718	2:07.516 (3)	76.00	0.128	17:29:25.918
4 -	1:33.415	35.774	2:09.189	75.01	1.801	17:31:35.107
5 -	1:32.856	35.480	2:08.336	75.51	0.948	17:33:43.443
6 -	1:32.202	35.309	2:07.511 (2)	76.00	0.123	17:35:50.954
7 -	1:31.819	35.569	2:07.388 (1)	76.07		17:37:58.342
8 -	1:32.583	35.421	2:08.004	75.71	0.616	17:40:06.346

P8 85 Andrew WALES		MZ ETZ 250 - Illuminated Design LTD				
IDEAL LAP TIME : 2:07.094		BEST LAP TIME : 2:07.113		DIFFERENCE : 0.019		
LAP	SECTOR 1	SECTOR 2	LAP TIME	MPH	DIFF	TIME OF DAY
1 -		35.816	2:12.876	72.93	5.763	17:25:10.445
2 -	1:31.866	35.247	2:07.113 (1)	76.24		17:27:17.558
3 -	1:32.215	36.252	2:08.467	75.43	1.354	17:29:26.025
4 -	1:32.679	35.832	2:08.511	75.41	1.398	17:31:34.536
5 -	1:32.549	35.702	2:08.251	75.56	1.138	17:33:42.787
6 -	1:31.847	35.381	2:07.228 (2)	76.17	0.115	17:35:50.015
7 -	1:32.595	35.588	2:08.183 (3)	75.60	1.070	17:37:58.198
8 -	1:32.557	35.650	2:08.207	75.59	1.094	17:40:06.405

P9 110 GPF Mark HAIGH		Aprilia RS250 - Chesterfield CarClinic/The Tuning Works				
IDEAL LAP TIME : 2:02.157		BEST LAP TIME : 2:02.696		DIFFERENCE : 0.539		
LAP	SECTOR 1	SECTOR 2	LAP TIME	MPH	DIFF	TIME OF DAY
1 -		33.446	2:57.943	54.46	55.247	17:25:55.512
2 -	1:28.716	33.980	2:02.696 (1)	78.98		17:27:58.208
3 -	1:30.344	33.935	2:04.279	77.98	1.583	17:30:02.487
4 -	1:29.469	33.763	2:03.232 (3)	78.64	0.536	17:32:05.719
5 -	1:29.767	34.065	2:03.832	78.26	1.136	17:34:09.551
6 -	1:28.711	34.006	2:02.717 (2)	78.97	0.021	17:36:12.268
7 -	1:30.062	33.695	2:03.757	78.30	1.061	17:38:16.025
8 -	1:30.077	33.844	2:03.921	78.20	1.225	17:40:19.946

P10 60 GPF Daniel GOUGH		Yamaha TZR 250 - Kieran Lewis/G Force Mc				
IDEAL LAP TIME : 2:01.265		BEST LAP TIME : 2:01.422		DIFFERENCE : 0.157		
LAP	SECTOR 1	SECTOR 2	LAP TIME	MPH	DIFF	TIME OF DAY
1 -		33.331	2:59.967	53.85	58.545	17:25:57.536
2 -	1:29.891	33.858	2:03.749	78.31	2.327	17:28:01.285
3 -	1:30.174	34.242	2:04.416	77.89	2.994	17:30:05.701
4 -	1:30.586	34.118	2:04.704	77.71	3.282	17:32:10.405
5 -	1:29.554	33.947	2:03.501	78.47	2.079	17:34:13.906
6 -	1:29.603	33.875	2:03.478 (3)	78.48	2.056	17:36:17.384
7 -	1:28.777	33.655	2:02.432 (2)	79.15	1.010	17:38:19.816
8 -	1:27.934	33.488	2:01.422 (1)	79.81		17:40:21.238

BMCRC - MRO Championships 2022 - Rnd 4 @ Oulton Park

Illuminate Design 250 MZs & Blue Haze GPF 2-Stroke

RACE 20 - SECTOR ANALYSIS



SECTOR 1 = FL to I1, SECTOR 2 = I1 to FL, DIFF = Difference To Personal Best Lap, P = Crossed Finish Line in Pit Lane, D = Time Disallowed

P11 26 GPF		Damian LEE		Yamaha TZR250 - Leed Autos			
IDEAL LAP TIME : 2:01.379		BEST LAP TIME : 2:01.379		DIFFERENCE : 0.000			
LAP	SECTOR 1	SECTOR 2	LAP TIME	MPH	DIFF	TIME OF DAY	
1 -		33.714	3:00.588	53.66	59.209	17:25:58.157	
2 -	1:29.906	33.917	2:03.823	78.26	2.444	17:28:01.980	
3 -	1:30.384	33.958	2:04.342	77.94	2.963	17:30:06.322	
4 -	1:30.092	34.649	2:04.741	77.69	3.362	17:32:11.063	
5 -	1:29.133	34.058	2:03.191 (3)	78.66	1.812	17:34:14.254	
6 -	1:29.657	33.929	2:03.586	78.41	2.207	17:36:17.840	
7 -	1:28.731	33.828	2:02.559 (2)	79.07	1.180	17:38:20.399	
8 -	1:27.813	33.566	2:01.379 (1)	79.84		17:40:21.778	

P12 247 GPF		Lee HEALEY		Suzuki VJ22 - Specialised welding and fabrications			
IDEAL LAP TIME : 2:02.919		BEST LAP TIME : 2:03.393		DIFFERENCE : 0.474			
LAP	SECTOR 1	SECTOR 2	LAP TIME	MPH	DIFF	TIME OF DAY	
1 -		33.496	2:59.714	53.92	56.321	17:25:57.283	
2 -	1:29.937	33.881	2:03.818	78.27	0.425	17:28:01.101	
3 -	1:30.101	34.180	2:04.281	77.97	0.888	17:30:05.382	
4 -	1:30.621	34.973	2:05.594	77.16	2.201	17:32:10.976	
5 -	1:29.961	33.516	2:03.477 (3)	78.48	0.084	17:34:14.453	
6 -	1:29.885	33.767	2:03.652	78.37	0.259	17:36:18.105	
7 -	1:29.765	33.645	2:03.410 (2)	78.52	0.017	17:38:21.515	
8 -	1:29.423	33.970	2:03.393 (1)	78.54		17:40:24.908	

P13 42 GPF		Alan WOOD		Suzuki RGV250 - J.Clubb Aggregates & Concrete			
IDEAL LAP TIME : 2:03.017		BEST LAP TIME : 2:03.304		DIFFERENCE : 0.287			
LAP	SECTOR 1	SECTOR 2	LAP TIME	MPH	DIFF	TIME OF DAY	
1 -		33.600	3:03.615	52.78	1:00.311	17:26:01.184	
2 -	1:31.960	33.949	2:05.909	76.97	2.605	17:28:07.093	
3 -	1:29.928	34.268	2:04.196	78.03	0.892	17:30:11.289	
4 -	1:30.094	34.248	2:04.342	77.94	1.038	17:32:15.631	
5 -	1:29.417	33.887	2:03.304 (1)	78.59		17:34:18.935	
6 -	1:29.815	34.265	2:04.080	78.10	0.776	17:36:23.015	
7 -	1:29.605	33.989	2:03.594 (2)	78.41	0.290	17:38:26.609	
8 -	1:29.505	34.216	2:03.721 (3)	78.33	0.417	17:40:30.330	

P14 32		John ASHMEAD		MZ ETZ 250 -			
IDEAL LAP TIME : 2:10.103		BEST LAP TIME : 2:10.733		DIFFERENCE : 0.630			
LAP	SECTOR 1	SECTOR 2	LAP TIME	MPH	DIFF	TIME OF DAY	
1 -		35.860	2:16.299	71.10	5.566	17:25:13.868	
2 -	1:34.699	36.263	2:10.962 (3)	74.00	0.229	17:27:24.830	
3 -	1:34.243	36.640	2:10.883 (2)	74.04	0.150	17:29:35.713	
4 -	1:34.663	36.846	2:11.509	73.69	0.776	17:31:47.222	
5 -	1:35.526	36.610	2:12.136	73.34	1.403	17:33:59.358	
6 -	1:34.917	36.721	2:11.638	73.62	0.905	17:36:10.996	
7 -	1:34.836	36.931	2:11.767	73.54	1.034	17:38:22.763	
8 -	1:34.444	36.289	2:10.733 (1)	74.13		17:40:33.496	

P15 71 GPF		Richard HICKLING		Aprilia RS 125 - Millstream Motor Services & Ringwood Tyres			
IDEAL LAP TIME : 2:04.033		BEST LAP TIME : 2:04.350		DIFFERENCE : 0.317			
LAP	SECTOR 1	SECTOR 2	LAP TIME	MPH	DIFF	TIME OF DAY	
1 -		34.752	3:03.177	52.90	58.827	17:26:00.746	
2 -	1:31.158	34.594	2:05.752	77.06	1.402	17:28:06.498	
3 -	1:30.657	34.847	2:05.504	77.21	1.154	17:30:12.002	
4 -	1:30.454	34.201	2:04.655 (3)	77.74	0.305	17:32:16.657	
5 -	1:31.986	34.694	2:06.680	76.50	2.330	17:34:23.337	
6 -	1:29.832	34.518	2:04.350 (1)	77.93		17:36:27.687	
7 -	1:30.020	34.721	2:04.741	77.69	0.391	17:38:32.428	
8 -	1:30.123	34.525	2:04.648 (2)	77.74	0.298	17:40:37.076	

BMCRC - MRO Championships 2022 - Rnd 4 @ Oulton Park

Illuminate Design 250 MZs & Blue Haze GPF 2-Stroke

RACE 20 - SECTOR ANALYSIS



SECTOR 1 = FL to I1, SECTOR 2 = I1 to FL, DIFF = Difference To Personal Best Lap, P = Crossed Finish Line in Pit Lane, D = Time Disallowed

P16		9		Gary HOWLETT		MZ TS250 - HS Racing	
IDEAL LAP TIME : 2:11.765		BEST LAP TIME : 2:11.940		DIFFERENCE : 0.175			
LAP	SECTOR 1	SECTOR 2	LAP TIME	MPH	DIFF	TIME OF DAY	
1 -		37.051	2:17.362	70.55	5.422	17:25:14.931	
2 -	1:35.962	36.778	2:12.740 (3)	73.00	0.800	17:27:27.671	
3 -	1:34.987	36.953	2:11.940 (1)	73.45		17:29:39.611	
4 -	1:35.188	36.958	2:12.146 (2)	73.33	0.206	17:31:51.757	
5 -	1:36.057	37.281	2:13.338	72.68	1.398	17:34:05.095	
6 -	1:39.295	37.240	2:16.535	70.98	4.595	17:36:21.630	
7 -	1:36.197	36.868	2:13.065	72.83	1.125	17:38:34.695	
8 -	1:35.805	37.388	2:13.193	72.76	1.253	17:40:47.888	

P17		66		Graeme LEWIS		MZ ETZ 250 -	
IDEAL LAP TIME : 2:14.668		BEST LAP TIME : 2:15.053		DIFFERENCE : 0.385			
LAP	SECTOR 1	SECTOR 2	LAP TIME	MPH	DIFF	TIME OF DAY	
1 -		37.631	2:23.079	67.73	8.026	17:25:20.648	
2 -	1:41.198	37.618	2:18.816	69.81	3.763	17:27:39.464	
3 -	1:38.093	37.950	2:16.043	71.23	0.990	17:29:55.507	
4 -	1:37.385	37.668	2:15.053 (1)	71.75		17:32:10.560	
5 -	1:38.493	37.366	2:15.859	71.33	0.806	17:34:26.419	
6 -	1:37.302	38.036	2:15.338 (2)	71.60	0.285	17:36:41.757	
7 -	1:37.354	38.198	2:15.552 (3)	71.49	0.499	17:38:57.309	
8 -	1:38.190	37.663	2:15.853	71.33	0.800	17:41:13.162	

P18		565		Louis KERSHAW		MZ ETZ 250 -	
IDEAL LAP TIME : 2:14.000		BEST LAP TIME : 2:14.416		DIFFERENCE : 0.416			
LAP	SECTOR 1	SECTOR 2	LAP TIME	MPH	DIFF	TIME OF DAY	
1 -		37.752	2:24.093	67.25	9.677	17:25:21.662	
2 -	1:39.465	38.557	2:18.022	70.21	3.606	17:27:39.684	
3 -	1:37.881	38.086	2:15.967	71.27	1.551	17:29:55.651	
4 -	1:37.987	37.006	2:14.993 (2)	71.79	0.577	17:32:10.644	
5 -	1:39.244	37.033	2:16.277	71.11	1.861	17:34:26.921	
6 -	1:39.202	37.363	2:16.565	70.96	2.149	17:36:43.486	
7 -	1:36.994	37.422	2:14.416 (1)	72.09		17:38:57.902	
8 -	1:37.850	37.529	2:15.379 (3)	71.58	0.963	17:41:13.281	

P19		13		Gordon RYAN		MZ ETZ 250 - Prism Work Psychology	
IDEAL LAP TIME : 2:13.651		BEST LAP TIME : 2:14.804		DIFFERENCE : 1.153			
LAP	SECTOR 1	SECTOR 2	LAP TIME	MPH	DIFF	TIME OF DAY	
1 -		38.035	2:24.579	67.03	9.775	17:25:22.148	
2 -	1:38.987	37.941	2:16.928	70.77	2.124	17:27:39.076	
3 -	1:38.994	37.738	2:16.732	70.87	1.928	17:29:55.808	
4 -	1:37.890	37.508	2:15.398 (3)	71.57	0.594	17:32:11.206	
5 -	1:38.963	36.657	2:15.620	71.45	0.816	17:34:26.826	
6 -	1:36.994	37.810	2:14.804 (1)	71.89		17:36:41.630	
7 -	1:43.183	37.675	2:20.858	68.80	6.054	17:39:02.488	
8 -	1:37.833	37.435	2:15.268 (2)	71.64	0.464	17:41:17.756	

P20		3		Max MAUD		MZ ETZ 250 -	
IDEAL LAP TIME : 2:20.191		BEST LAP TIME : 2:20.602		DIFFERENCE : 0.411			
LAP	SECTOR 1	SECTOR 2	LAP TIME	MPH	DIFF	TIME OF DAY	
1 -		38.286	2:24.485	67.07	3.883	17:25:22.054	
2 -	1:42.557	38.410	2:20.967 (3)	68.74	0.365	17:27:43.021	
3 -	1:41.976	38.919	2:20.895 (2)	68.78	0.293	17:30:03.916	
4 -	1:41.905	38.697	2:20.602 (1)	68.92		17:32:24.518	
5 -	1:42.089	39.004	2:21.093	68.68	0.491	17:34:45.611	
6 -	1:42.925	38.994	2:21.919	68.28	1.317	17:37:07.530	
7 -	1:42.267	39.482	2:21.749	68.36	1.147	17:39:29.279	
8 -	1:42.963	39.254	2:22.217	68.14	1.615	17:41:51.496	

BMCRC - MRO Championships 2022 - Rnd 4 @ Oulton Park

Illuminate Design 250 MZs & Blue Haze GPF 2-Stroke

RACE 20 - SECTOR ANALYSIS



SECTOR 1 = FL to I1, SECTOR 2 = I1 to FL, DIFF = Difference To Personal Best Lap, P = Crossed Finish Line in Pit Lane, D = Time Disallowed

P21 63		Clive HILLIER		MZ ETZ 250 - Satoshi Nakamoto		
IDEAL LAP TIME : 2:22.676		BEST LAP TIME : 2:23.168		DIFFERENCE : 0.492		
LAP	SECTOR 1	SECTOR 2	LAP TIME	MPH	DIFF	TIME OF DAY
1 -		39.247	2:28.408	65.30	5.240	17:25:25.977
2 -	1:43.429	39.739	2:23.168 (1)	67.69		17:27:49.145
3 -	1:45.035	39.427	2:24.462 (3)	67.08	1.294	17:30:13.607
4 -	1:43.495	40.178	2:23.673 (2)	67.45	0.505	17:32:37.280
5 -	1:45.303	40.435	2:25.738	66.49	2.570	17:35:03.018
6 -	1:45.034	40.309	2:25.343	66.67	2.175	17:37:28.361
7 -	1:46.129	40.460	2:26.589	66.11	3.421	17:39:54.950

BMCRC - MRO Championships 2022 - Rnd 4 @ Oulton Park

Illuminate Design 250 MZs & Blue Haze GPF 2-Stroke

RACE 20 - BEST SECTORS

SECTOR 1			SECTOR 2			IDEAL / BEST COMPARISON						
POS	NO	NAME	TIME	NO	NAME	TIME	POS	NO	NAME	IDEAL	BEST	DIFF
									PERFECT LAP	1:56.938		
1	4	SEATH	1:24.882	141	ABRAHAM	32.056	1	4	SEATH	1:57.000	1:57.315	0.315
2	141	ABRAHAM	1:24.973	4	SEATH	32.118	2	141	ABRAHAM	1:57.029	1:57.029	0.000
3	55	TOLAND	1:26.129	55	TOLAND	32.489	3	55	TOLAND	1:58.618	1:59.042	0.424
4	26	LEE	1:27.813	60	GOUGH	33.331	4	60	GOUGH	2:01.265	2:01.422	0.157
5	60	GOUGH	1:27.934	110	HAIGH	33.446	5	26	LEE	2:01.379	2:01.379	0.000
6	110	HAIGH	1:28.711	247	HEALEY	33.496	6	110	HAIGH	2:02.157	2:02.696	0.539
7	42	WOOD	1:29.417	26	LEE	33.566	7	247	HEALEY	2:02.919	2:03.393	0.474
8	247	HEALEY	1:29.423	42	WOOD	33.600	8	42	WOOD	2:03.017	2:03.304	0.287
9	71	HICKLING	1:29.832	71	HICKLING	34.201	9	71	HICKLING	2:04.033	2:04.350	0.317
10	81	GRANT	1:30.060	69	MANN	34.542	10	81	GRANT	2:04.850	2:05.049	0.199
11	96	KENT	1:30.614	81	GRANT	34.790	11	69	MANN	2:05.301	2:05.301	0.000
12	69	MANN	1:30.759	96	KENT	35.057	12	96	KENT	2:05.671	2:05.671	0.000
13	75	WOODALL	1:31.798	85	WALES	35.247	13	85	WALES	2:07.094	2:07.113	0.019
14	85	WALES	1:31.847	75	WOODALL	35.298	14	75	WOODALL	2:07.096	2:07.388	0.292
15	32	ASHMEAD	1:34.243	32	ASHMEAD	35.860	15	32	ASHMEAD	2:10.103	2:10.733	0.630
16	9	HOWLETT	1:34.987	13	RYAN	36.657	16	9	HOWLETT	2:11.765	2:11.940	0.175
17	565	KERSHAW	1:36.994	9	HOWLETT	36.778	17	13	RYAN	2:13.651	2:14.804	1.153
18	13	RYAN	1:36.994	565	KERSHAW	37.006	18	565	KERSHAW	2:14.000	2:14.416	0.416
19	66	LEWIS	1:37.302	66	LEWIS	37.366	19	66	LEWIS	2:14.668	2:15.053	0.385
20	3	MAUD	1:41.905	3	MAUD	38.286	20	3	MAUD	2:20.191	2:20.602	0.411
21	63	HILLIER	1:43.429	63	HILLIER	39.247	21	63	HILLIER	2:22.676	2:23.168	0.492

BMCRC - MRO Championships 2022 - Rnd 4 @ Oulton Park

Illuminate Design 250 MZs & Blue Haze GPF 2-Stroke

RACE 20 - STATISTICS

Competitors Started	21
Planned Start	2022-06-04 @ 18:00:00.000
Actual Start	2022-06-04 @ 17:22:57.568
Finish Time	2022-06-04 @ 17:39:40.972
Track Length	2.6920mi.
Total Laps	167
Total Distance Covered	449.5687mi.

Session Fastest Lap History

NO	CL	NAME	LAP TIME	TIME OF DAY	LAP	VEHICLE
81		Scott GRANT	2:06.088	17:27:13.809	2	MZ ETZ 250
141	GPF	David ABRAHAM	1:58.056	17:27:51.093	2	Suzuki RG570
4	GPF	James SEATH	1:57.649	17:31:50.049	4	Aprilia RS250
141	GPF	David ABRAHAM	1:57.029	17:35:44.253	6	Suzuki RG570

Session Leader History

NO	CL	NAME	FROM LAP	LAPS LED	DISTANCE	VEHICLE
81		Scott GRANT	1	7	18.84 miles	MZ ETZ 250
141	GPF	David ABRAHAM	8	1	2.69 miles	Suzuki RG570

Flag History

TYPE	TIME OF DAY
GREEN	17:22:57.568
FINISH	17:39:40.972

Flag Statistics

TYPE	COUNT	TOTAL LAPS	TOTAL TIME
Green	1	8	18:59.303
Red	0	0	0.000
Safety Car	0	0	0.000
FCY	0	0	0.000

BMCRC - MRO Championships 2022 - Rnd 4 @ Oulton Park

Illuminate Design 250 MZs & Blue Haze GPF 2-Stroke

RACE 20 - STATISTICS

CLASS : GPF

9 Starters

Fastest Lap History

NO	NAME	LAP TIME	TIME OF DAY	LAP	VEHICLE
141	David ABRAHAM	1:58.056	17:27:51.093	2	Suzuki RG570
4	James SEATH	1:57.649	17:31:50.049	4	Aprilia RS250
141	David ABRAHAM	1:57.029	17:35:44.253	6	Suzuki RG570

Leader History

NO	NAME	FROM LAP	LAPS LED	DISTANCE	VEHICLE
4	James SEATH	1	1	2.69 miles	Aprilia RS250
141	David ABRAHAM	2	7	18.84 miles	Suzuki RG570

BMCRC - MRO Championships 2022 - Rnd 4 @ Oulton Park

Illuminate Design 250 MZs & Blue Haze GPF 2-Stroke

RACE 20 - STATISTICS

CLASS :

12 Starters

Fastest Lap History

NO	NAME	LAP TIME	TIME OF DAY	LAP	VEHICLE
81	Scott GRANT	2:06.088	17:27:13.809	2	MZ ETZ 250
81	Scott GRANT	2:05.086	17:29:18.895	3	MZ ETZ 250
81	Scott GRANT	2:05.049	17:33:29.375	5	MZ ETZ 250

Leader History

NO	NAME	FROM LAP	LAPS LED	DISTANCE	VEHICLE
81	Scott GRANT	1	8	21.53 miles	MZ ETZ 250