



BMCRC-MRO Championships 2020

Round 3

Donington Park National Circuit

5th / 6th September 2020



Results Provided by Timing Solutions Ltd
www.tsl-timing.com

BMCRC-MRO Championships 2020



CHILTON MOTORS LTD
MZ CHAMPIONSHIP



**CHILTON MOTORS 250 MZ &
G-FORCE BLUE HAZE GPF**

Donington Park National Circuit

5th / 6th September 2020



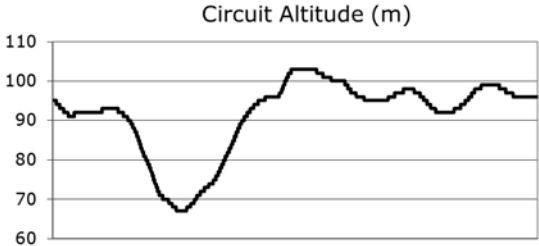
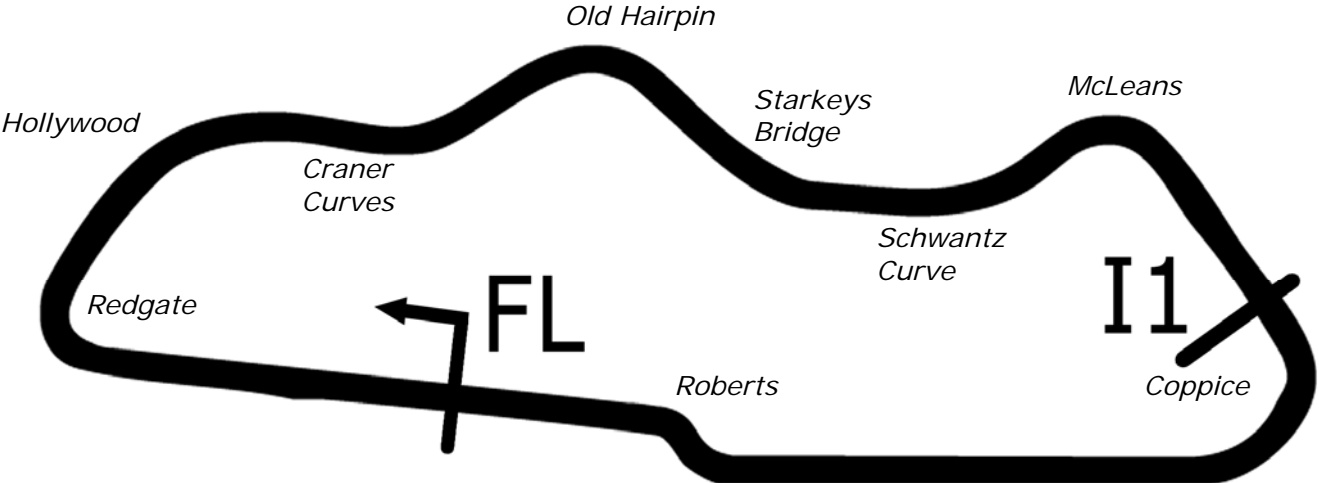
Results Provided by Timing Solutions Ltd
www.tsl-timing.com

Donington Park National



SPORTS TIMING

TIMING SOLUTIONS LTD



Length	1.9790 miles	3185.0 m	
FL		52.82971 N	1.37867 W
I1	2096m	52.82978 N	1.36508 W
Pit Entry	3100m	52.82951 N	1.37832 W
Pit Exit	229m after FL	52.82996 N	1.38205 W
Pit Entry–Pit Exit 256m, 15.3s @60kph, 11.5s @80kph			

All results available at www.tsl-timing.com

BMCRC - MRO Championships 2020 - Rnd 3 @ Donington Park National



EDlasia Formula 400 & Blue Haze 2-Strokes

QUALIFYING - CLASSIFICATION

POS	NO	CL	PIC NAME	ENTRY	TIME	ON	LAPS	GAP	DIFF	MPH
1	51	GP	1 Kevin WHOLEY	Yamaha TZ250 -	1:18.022	7	8			91.31
2	176	GP	2 Jonathan STAMPER	Yamaha TZ250 -	1:18.473	4	8	0.451	0.451	90.79
3	7	GP	3 Bruce DUNN	Honda RS250 -	1:19.392	7	9	1.370	0.919	89.74
4	79	GP	4 Jason BURRILL	Yamaha TZ250 5KE -	1:20.465	6	8	2.443	1.073	88.54
5	81	GP	5 Scott GRANT	Yamaha TZ250 - Avbase Flight Group	1:20.866	6	8	2.844	0.401	88.10
6	48		1 Richie WELSH	Yamaha FZR 400 RRSP - EDEN'S BABY EXPERIENCE	1:21.024	4	9	3.002	0.158	87.93
7	16	GP	6 Daniel WALLING	Yamaha TZ250 - JD SERVICES	1:21.289	7	8	3.267	0.265	87.64
8	191		2 James SEATH	Kawasaki ZXR400 L9 - Ovenden Earthmoving	1:21.302	9	9	3.280	0.013	87.63
9	0	GPF	1 Paul TOLAND	Yamaha 350 -	1:21.434	8	9	3.412	0.132	87.48
10	257	GP	7 Liam McCARTER	Yamaha TZ250 -	1:22.012	4	4	3.990	0.578	86.87
11	64	GP	8 Phil ELLIS	Yamaha TZ250B -	1:22.098	6	8	4.076	0.086	86.78
12	3	GP	9 Tom BARRETT	Honda RS250 - RGV Workshop	1:22.112	6	8	4.090	0.014	86.76
13	45		3 Mark THOMPSON	Kawasaki ZXR400 - Flintstone Tyres / David Simon Tunin	1:22.399	9	9	4.377	0.287	86.46
14	22	GP	10 Rik BALLERINI	Yamaha SPONDON TZ250 - SCLS LTD, GECKO RACIN	1:22.710	4	5	4.688	0.311	86.14
15	85		4 James ROBINSON	Kawasaki ZXR400 - claire palastanga ceramics	1:22.768	5	9	4.746	0.058	86.07
16	33	S	1 Carl JOHNSTONE	Yamaha FZR400RR - EDlasia	1:22.926	9	9	4.904	0.158	85.91
17	111	GP	11 Phil GUILLOU	Yamaha TZ250 - FCL Racing	1:22.938	4	7	4.916	0.012	85.90
18	27	GPF	2 Richard HAYWARD	Yamaha TZR250 - Gforce Motorcycles/Hazel Motors	1:22.938	6	8	4.916	0.000	85.90
19	7	GPF	3 Peter MOORE	Yamaha TZR 250 - Station Garage , Isle of Man	1:23.106	7	7	5.084	0.168	85.72
20	155	GP	12 Roy CHAPMAN	Yamaha TZ350 - Self	1:23.682	4	9	5.660	0.576	85.13
21	157	S	2 Geoff MOOK	Yamaha TZR 250 -	1:23.803	6	8	5.781	0.121	85.01
22	221	GP	13 Roger MARSH	Yamaha TZ250 A -	1:23.895	8	8	5.873	0.092	84.92
23	90		5 Steve RAPA	Honda RVF400 TOOTHLESS - David Simon Tuning	1:23.917	9	9	5.895	0.022	84.90
24	57		6 Paul FISHER	Kawasaki ZXR400 -	1:24.064	3	9	6.042	0.147	84.75
25	117	S	3 Jordan HARRIS	Kawasaki ZXR400L - Steve Jordan Motorcycles	1:24.247	4	9	6.225	0.183	84.56
26	52		7 Gary JARMAN	Kawasaki ZXR 400 -	1:24.645	4	8	6.623	0.398	84.17
27	47		8 Allan CLARK	Kawasaki ZXR400 - A Clark & Sons Builders	1:24.646	6	9	6.624	0.001	84.16
28	351	S	4 Sam DIGBY-BAKER	Kawasaki ZXR400 -	1:24.944	8	8	6.922	0.298	83.87
29	26		9 Lydia THOMPSON	Kawasaki ZXR400 - Flintstone Racing - David Simons Tu	1:25.439	6	8	7.417	0.495	83.38
30	122	GP	14 Dave HARVIEK	Yamaha TZ250 4DP - NW Roofing London Ltd	1:26.046	8	8	8.024	0.607	82.80
31	75	R	1 Gary FRASER	Kawasaki ZXR 400 -	1:26.188	2	5	8.166	0.142	82.66
32	70	GPF	4 Andrew BURSCOUGH	Yamaha YPVS 350 - Apollo/Merlin/Abbey/Martitanium	1:26.298	5	8	8.276	0.110	82.55
33	60	GPF	5 Daniel GOUGH	Yamaha TZR250 - G Force Motorcycles	1:26.346	4	8	8.324	0.048	82.51
34	2	GP	15 Nick BEDFORD	Yamaha TZ350 - Banx Race Paint	1:27.364	3	4	9.342	1.018	81.55
35	83	GPF	6 Paul GODBOLD	Yamaha TZR250 - Hill Farm Tree Services	1:27.364	7	8	9.342	0.000	81.55
36	77	GP	16 Andrew GLASGOW	Yamaha TZ350 -	1:27.542	4	8	9.520	0.178	81.38
37	132	GP	17 Paul WHITING	Yamaha TZ250T - John Whiting	1:27.835	7	8	9.813	0.293	81.11
38	175	GPF	7 Steve HIGERTY	Yamaha TZR250 - Cambridge Motorcycles	1:28.108	8	8	10.086	0.273	80.86
39	174	GP	18 David BOWLER	Yamaha TZ250 4DP -	1:28.473	7	8	10.451	0.365	80.52
40	42	GP	19 Sian BROOKS	Honda RS125 - Spyre Ltd	1:28.491	7	8	10.469	0.018	80.51
41	147	GP	20 John HANNAFORD	Yamaha TZ350D -	1:28.646	8	8	10.624	0.155	80.37
42	97	S/R	1 Nicholas TAIG	Honda VFR400 NC30 - Mantis Motorsports	1:30.406	7	8	12.384	1.760	78.80
43	17	GP	21 David PATERSON	Honda RS 250 NX5 - Tuna Garage	1:31.683	2	6	13.661	1.277	77.70
44	167	GPF	8 Mark BAILEY	Yamaha TZR250 - Gforce motorcycles	1:35.078	3	8	17.056	3.395	74.93
45	33	GPF	9 Kieran LEWIS	Yamaha TZR250 - Controls For Doors Ltd/G Force Mcycl	1:35.429	6	7	17.407	0.351	74.65
46	145	GPF	10 Antony PERRETT	Suzuki T500 -	1:38.194	7	7	20.172	2.765	72.55
47	228	GPF	11 Clive EMERSON	Yamaha RD350YPVS -	1:51.756	1	2	33.734	13.562	63.75
48	168	GP	22 Michael RUSSELL	Yamaha TZ250 -	1:53.894	1	1	35.872	2.138	62.55
49	8	GP	23 Phil ATKINSON	Yamaha TZ350 - Rose mot centre			0			

Donington Park National
Circuit Length = 1.9790 miles
Start: 08:59 Flag 09:11 End: 09:13

Weather / Track : Cloudy / Dry

These results are provisional until the conclusion of any judicial and technical matters.

Clerk Of Course :	Steward :	Timekeeper :
-------------------	-----------	--------------

Results can be found at www.tsl-timing.com

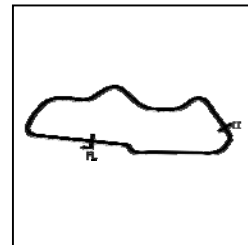
Printed - 09:14 Saturday, 05 September 2020



BMCR - MRO Championships 2020 - Rnd 3 @ Donington Park National

EDlasia Formula 400 & Blue Haze 2-Strokes

QUALIFYING - SECTOR ANALYSIS



SECTOR 1 = FL to I1, SECTOR 2 = I1 to FL, DIFF = Difference To Personal Best Lap, P = Crossed Finish Line in Pit Lane, D = Time Disallowed

P1 51 GP Kevin WHOLEY			Yamaha TZ250 -			
IDEAL LAP TIME : 1:17.981		BEST LAP TIME : 1:18.022		DIFFERENCE : 0.041		
LAP	SECTOR 1	SECTOR 2	LAP TIME	MPH	DIFF	TIME OF DAY
1 -	56.753	29.708	1:26.461	82.40	8.439	09:02:33.888
2 -	56.479	28.466	1:24.945	83.87	6.923	09:03:58.833
3 -	52.081	27.587	1:19.668	89.42	1.646	09:05:18.501
4 -	51.154	27.826	1:18.980 (3)	90.20	0.958	09:06:37.481
5 -	52.207	28.178	1:20.385	88.63	2.363	09:07:57.866
6 -	51.080	27.581	1:18.661 (2)	90.57	0.639	09:09:16.527
7 -	50.400	27.622	1:18.022 (1)	91.31		09:10:34.549
8 -	51.880	30.345	1:22.225	86.64	4.203	09:11:56.774

P2 176 GP Jonathan STAMPER			Yamaha TZ250 -			
IDEAL LAP TIME : 1:18.473		BEST LAP TIME : 1:18.473		DIFFERENCE : 0.000		
LAP	SECTOR 1	SECTOR 2	LAP TIME	MPH	DIFF	TIME OF DAY
1 -	57.379	29.766	1:27.145	81.75	8.672	09:02:00.839
2 -	53.113	29.269	1:22.382	86.48	3.909	09:03:23.221
3 -	52.377	28.195	1:20.572	88.42	2.099	09:04:43.793
4 -	50.827	27.646	1:18.473 (1)	90.79		09:06:02.266
5 -	51.614	IN PIT	1:24.046 P	84.77	5.573	09:07:26.312
6 -	OUTLAP	27.955	1:53.916	62.54	35.443	09:09:20.228
7 -	51.477	27.969	1:19.446 (2)	89.67	0.973	09:10:39.674
8 -	51.238	28.323	1:19.561 (3)	89.54	1.088	09:11:59.235

P3 7 GP Bruce DUNN			Honda RS250 -			
IDEAL LAP TIME : 1:19.210		BEST LAP TIME : 1:19.392		DIFFERENCE : 0.182		
LAP	SECTOR 1	SECTOR 2	LAP TIME	MPH	DIFF	TIME OF DAY
1 -	56.696	29.063	1:25.759	83.07	6.367	09:01:37.700
2 -	54.262	28.467	1:22.729	86.12	3.337	09:03:00.429
3 -	51.737	28.273	1:20.010 (2)	89.04	0.618	09:04:20.439
4 -	51.990	28.591	1:20.581	88.41	1.189	09:05:41.020
5 -	55.237	27.858	1:23.095	85.74	3.703	09:07:04.115
6 -	52.203	28.281	1:20.484 (3)	88.52	1.092	09:08:24.599
7 -	51.433	27.959	1:19.392 (1)	89.74		09:09:43.991
8 -	53.059	28.499	1:21.558	87.35	2.166	09:11:05.549
9 -	51.352	33.479	1:24.831	83.98	5.439	09:12:30.380

P4 79 GP Jason BURRILL			Yamaha TZ250 5KE -			
IDEAL LAP TIME : 1:20.465		BEST LAP TIME : 1:20.465		DIFFERENCE : 0.000		
LAP	SECTOR 1	SECTOR 2	LAP TIME	MPH	DIFF	TIME OF DAY
1 -	1:01.091	30.186	1:31.277	78.05	10.812	09:01:56.655
2 -	54.799	29.458	1:24.257 (3)	84.55	3.792	09:03:20.912
3 -	54.459	29.655	1:24.114 (2)	84.70	3.649	09:04:45.026
4 -	56.273	31.554	1:27.827	81.12	7.362	09:06:12.853
5 -	1:00.349	30.337	1:30.686	78.56	10.221	09:07:43.539
6 -	52.221	28.244	1:20.465 (1)	88.54		09:09:04.004
7 -	1:00.183	36.782	1:36.965	73.47	16.500	09:10:40.969
8 -	56.701	32.651	1:29.352	79.73	8.887	09:12:10.321

Weather / Track : Cloudy / Dry

Donington Park National
Circuit Length = 1.9790 miles
Start: 08:59 Flag 09:11 End: 09:13

BMCRC - MRO Championships 2020 - Rnd 3 @ Donington Park National

EDlasia Formula 400 & Blue Haze 2-Strokes

QUALIFYING - SECTOR ANALYSIS



SECTOR 1 = FL to I1, SECTOR 2 = I1 to FL, DIFF = Difference To Personal Best Lap, P = Crossed Finish Line in Pit Lane, D = Time Disallowed

P5 81 GP Scott GRANT			Yamaha TZ250 - Avbase Flight Group			
IDEAL LAP TIME : 1:20.866		BEST LAP TIME : 1:20.866		DIFFERENCE : 0.000		
LAP	SECTOR 1	SECTOR 2	LAP TIME	MPH	DIFF	TIME OF DAY
1 -	58.496	30.808	1:29.304	79.77	8.438	09:02:18.488
2 -	56.048	29.506	1:25.554	83.27	4.688	09:03:44.042
3 -	54.503	29.551	1:24.054	84.76	3.188	09:05:08.096
4 -	54.515	29.192	1:23.707	85.11	2.841	09:06:31.803
5 -	53.015	29.124	1:22.139 (3)	86.73	1.273	09:07:53.942
6 -	52.363	28.503	1:20.866 (1)	88.10		09:09:14.808
7 -	52.447	28.747	1:21.194 (2)	87.74	0.328	09:10:36.002
8 -	53.642	29.349	1:22.991	85.84	2.125	09:11:58.993

P6 48 Richie WELSH			Yamaha FZR 400 RRSP - EDEN'S BABY EXPERIENCES/ PEI			
IDEAL LAP TIME : 1:20.903		BEST LAP TIME : 1:21.024		DIFFERENCE : 0.121		
LAP	SECTOR 1	SECTOR 2	LAP TIME	MPH	DIFF	TIME OF DAY
1 -	57.306	30.353	1:27.659	81.27	6.635	09:01:41.079
2 -	55.496	28.748	1:24.244	84.57	3.220	09:03:05.323
3 -	52.580	28.936	1:21.516	87.40	0.492	09:04:26.839
4 -	52.447	28.577	1:21.024 (1)	87.93		09:05:47.863
5 -	54.078	30.180	1:24.258	84.55	3.234	09:07:12.121
6 -	53.399	28.859	1:22.258	86.61	1.234	09:08:34.379
7 -	52.735	28.608	1:21.343 (3)	87.58	0.319	09:09:55.722
8 -	52.748	28.456	1:21.204 (2)	87.73	0.180	09:11:16.926
9 -	53.101	28.577	1:21.678	87.22	0.654	09:12:38.604

P7 16 GP Daniel WALLING			Yamaha TZ250 - JD SERVICES			
IDEAL LAP TIME : 1:21.240		BEST LAP TIME : 1:21.289		DIFFERENCE : 0.049		
LAP	SECTOR 1	SECTOR 2	LAP TIME	MPH	DIFF	TIME OF DAY
1 -	1:05.495	32.781	1:38.276	72.49	16.987	09:02:45.143
2 -	59.185	30.900	1:30.085	79.08	8.796	09:04:15.228
3 -	55.057	30.621	1:25.678	83.15	4.389	09:05:40.906
4 -	58.380	29.907	1:28.287	80.69	6.998	09:07:09.193
5 -	54.719	28.887	1:23.606	85.21	2.317	09:08:32.799
6 -	52.945	29.061	1:22.006 (3)	86.87	0.717	09:09:54.805
7 -	52.917	28.372	1:21.289 (1)	87.64		09:11:16.094
8 -	52.868	29.037	1:21.905 (2)	86.98	0.616	09:12:37.999

P8 191 James SEATH			Kawasaki ZXR400 L9 - Ovenden Earthmoving			
IDEAL LAP TIME : 1:21.107		BEST LAP TIME : 1:21.302		DIFFERENCE : 0.195		
LAP	SECTOR 1	SECTOR 2	LAP TIME	MPH	DIFF	TIME OF DAY
1 -	59.884	30.155	1:30.039	79.12	8.737	09:01:53.460
2 -	56.466	29.876	1:26.342	82.51	5.040	09:03:19.802
3 -	58.843	32.632	1:31.475	77.88	10.173	09:04:51.277
4 -	53.023	28.826	1:21.849 (3)	87.04	0.547	09:06:13.126
5 -	55.056	28.572	1:23.628	85.19	2.326	09:07:36.754
6 -	53.812	29.681	1:23.493	85.33	2.191	09:09:00.247
7 -	53.843	28.936	1:22.779	86.06	1.477	09:10:23.026
8 -	52.756	28.754	1:21.510 (2)	87.40	0.208	09:11:44.536
9 -	52.535	28.767	1:21.302 (1)	87.63		09:13:05.838

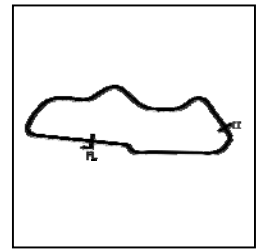
Weather / Track : Cloudy / Dry

Donington Park National
Circuit Length = 1.9790 miles
Start: 08:59 Flag 09:11 End: 09:13

BMCR - MRO Championships 2020 - Rnd 3 @ Donington Park National

EDlasia Formula 400 & Blue Haze 2-Strokes

QUALIFYING - SECTOR ANALYSIS



SECTOR 1 = FL to I1, SECTOR 2 = I1 to FL, DIFF = Difference To Personal Best Lap, P = Crossed Finish Line in Pit Lane, D = Time Disallowed

P9 0 GPF Paul TOLAND		Yamaha 350 -				
IDEAL LAP TIME : 1:21.434		BEST LAP TIME : 1:21.434		DIFFERENCE : 0.000		
LAP	SECTOR 1	SECTOR 2	LAP TIME	MPH	DIFF	TIME OF DAY
1 -	55.270	30.013	1:25.283	83.54	3.849	09:01:36.346
2 -	55.286	29.378	1:24.664	84.15	3.230	09:03:01.010
3 -	53.706	29.284	1:22.990	85.84	1.556	09:04:24.000
4 -	52.951	29.551	1:22.502	86.35	1.068	09:05:46.502
5 -	54.257	29.137	1:23.394	85.43	1.960	09:07:09.896
6 -	53.177	28.953	1:22.130 (2)	86.74	0.696	09:08:32.026
7 -	53.053	29.092	1:22.145 (3)	86.73	0.711	09:09:54.171
8 -	52.777	28.657	1:21.434 (1)	87.48		09:11:15.605
9 -	58.876	35.145	1:34.021	75.77	12.587	09:12:49.626

P10 257 GP Liam McCARTER		Yamaha TZ250 -				
IDEAL LAP TIME : 1:22.012		BEST LAP TIME : 1:22.012		DIFFERENCE : 0.000		
LAP	SECTOR 1	SECTOR 2	LAP TIME	MPH	DIFF	TIME OF DAY
1 -	53.458	30.761	1:24.219	84.59	2.207	09:05:30.937
2 -	53.564	29.312	1:22.876 (3)	85.96	0.864	09:06:53.813
3 -	52.941	29.505	1:22.446 (2)	86.41	0.434	09:08:16.259
4 -	52.852	29.160	1:22.012 (1)	86.87		09:09:38.271

P11 64 GP Phil ELLIS		Yamaha TZ250B -				
IDEAL LAP TIME : 1:22.098		BEST LAP TIME : 1:22.098		DIFFERENCE : 0.000		
LAP	SECTOR 1	SECTOR 2	LAP TIME	MPH	DIFF	TIME OF DAY
1 -	59.584	30.596	1:30.180	79.00	8.082	09:02:19.277
2 -	56.288	29.500	1:25.788	83.04	3.690	09:03:45.065
3 -	54.653	28.961	1:23.614	85.20	1.516	09:05:08.679
4 -	54.600	29.884	1:24.484	84.33	2.386	09:06:33.163
5 -	54.533	29.565	1:24.098	84.71	2.000	09:07:57.261
6 -	53.307	28.791	1:22.098 (1)	86.78		09:09:19.359
7 -	53.734	29.000	1:22.734 (2)	86.11	0.636	09:10:42.093
8 -	53.873	28.981	1:22.854 (3)	85.99	0.756	09:12:04.947

P12 3 GP Tom BARRETT		Honda RS250 - RGV Workshop				
IDEAL LAP TIME : 1:22.112		BEST LAP TIME : 1:22.112		DIFFERENCE : 0.000		
LAP	SECTOR 1	SECTOR 2	LAP TIME	MPH	DIFF	TIME OF DAY
1 -	1:06.289	32.695	1:38.984	71.97	16.872	09:02:42.225
2 -	58.463	30.445	1:28.908	80.13	6.796	09:04:11.133
3 -	56.543	30.755	1:27.298	81.61	5.186	09:05:38.431
4 -	54.718	29.680	1:24.398	84.41	2.286	09:07:02.829
5 -	55.238	29.135	1:24.373	84.44	2.261	09:08:27.202
6 -	53.326	28.786	1:22.112 (1)	86.76		09:09:49.314
7 -	54.411	29.400	1:23.811 (2)	85.00	1.699	09:11:13.125
8 -	54.563	29.482	1:24.045 (3)	84.77	1.933	09:12:37.170

P13 45 Mark THOMPSON		Kawasaki ZXR400 - Flintstone Tyres / David Simon Tuning				
IDEAL LAP TIME : 1:22.143		BEST LAP TIME : 1:22.399		DIFFERENCE : 0.256		
LAP	SECTOR 1	SECTOR 2	LAP TIME	MPH	DIFF	TIME OF DAY
1 -	57.568	30.406	1:27.974	80.98	5.575	09:01:40.750
2 -	55.451	29.510	1:24.961	83.85	2.562	09:03:05.711
3 -	53.888	29.431	1:23.319	85.51	0.920	09:04:29.030
4 -	53.439	29.540	1:22.979 (3)	85.86	0.580	09:05:52.009
5 -	53.868	30.511	1:24.379	84.43	1.980	09:07:16.388
6 -	53.829	29.940	1:23.769	85.05	1.370	09:08:40.157
7 -	53.756	29.318	1:23.074	85.76	0.675	09:10:03.231
8 -	53.323	29.236	1:22.559 (2)	86.29	0.160	09:11:25.790
9 -	52.907	29.492	1:22.399 (1)	86.46		09:12:48.189

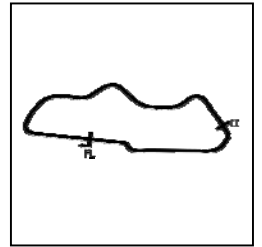
Weather / Track : Cloudy / Dry

Donington Park National
Circuit Length = 1.9790 miles
Start: 08:59 Flag 09:11 End: 09:13

BMCR - MRO Championships 2020 - Rnd 3 @ Donington Park National

EDlasia Formula 400 & Blue Haze 2-Strokes

QUALIFYING - SECTOR ANALYSIS



SECTOR 1 = FL to I1, SECTOR 2 = I1 to FL, DIFF = Difference To Personal Best Lap, P = Crossed Finish Line in Pit Lane, D = Time Disallowed

P14 22 GP		Rik BALLERINI		Yamaha SPONDON TZ250 - SCLS LTD, GECKO RACING, DY			
IDEAL LAP TIME : 1:22.412		BEST LAP TIME : 1:22.710		DIFFERENCE : 0.298			
LAP	SECTOR 1	SECTOR 2	LAP TIME	MPH	DIFF	TIME OF DAY	
1 -		30.702	1:49.121	65.29	26.411	09:07:39.089	
2 -	55.053	29.505	1:24.558	84.25	1.848	09:09:03.647	
3 -	54.409	29.532	1:23.941 (3)	84.87	1.231	09:10:27.588	
4 -	53.205	29.505	1:22.710 (1)	86.14		09:11:50.298	
5 -	53.920	29.207	1:23.127 (2)	85.70	0.417	09:13:13.425	

P15 85		James ROBINSON		Kawasaki ZXR400 - claire palastanga ceramics			
IDEAL LAP TIME : 1:22.552		BEST LAP TIME : 1:22.768		DIFFERENCE : 0.216			
LAP	SECTOR 1	SECTOR 2	LAP TIME	MPH	DIFF	TIME OF DAY	
1 -	59.479	30.781	1:30.260	78.93	7.492	09:01:52.503	
2 -	56.232	30.445	1:26.677	82.19	3.909	09:03:19.180	
3 -	53.698	29.747	1:23.445	85.38	0.677	09:04:42.625	
4 -	54.156	29.328	1:23.484	85.34	0.716	09:06:06.109	
5 -	53.372	29.396	1:22.768 (1)	86.07		09:07:28.877	
6 -	54.675	29.524	1:24.199	84.61	1.431	09:08:53.076	
7 -	54.323	29.960	1:24.283	84.53	1.515	09:10:17.359	
8 -	53.959	29.180	1:23.139 (2)	85.69	0.371	09:11:40.498	
9 -	53.380	29.782	1:23.162 (3)	85.67	0.394	09:13:03.660	

P16 33 S		Carl JOHNSTONE		Yamaha FZR400RR - EDlasia			
IDEAL LAP TIME : 1:22.770		BEST LAP TIME : 1:22.926		DIFFERENCE : 0.156			
LAP	SECTOR 1	SECTOR 2	LAP TIME	MPH	DIFF	TIME OF DAY	
1 -	58.173	30.613	1:28.786	80.24	5.860	09:01:52.598	
2 -	56.363	30.621	1:26.984	81.90	4.058	09:03:19.582	
3 -	55.369	29.645	1:25.014	83.80	2.088	09:04:44.596	
4 -	54.085	29.575	1:23.660 (3)	85.16	0.734	09:06:08.256	
5 -	54.941	29.661	1:24.602	84.21	1.676	09:07:32.858	
6 -	54.186	29.682	1:23.868	84.95	0.942	09:08:56.726	
7 -	54.006	29.523	1:23.529 (2)	85.29	0.603	09:10:20.255	
8 -	55.585	29.739	1:25.324	83.50	2.398	09:11:45.579	
9 -	53.247	29.679	1:22.926 (1)	85.91		09:13:08.505	

P17 111 GP		Phil GUILLOU		Yamaha TZ250 - FCL Racing			
IDEAL LAP TIME : 1:22.920		BEST LAP TIME : 1:22.938		DIFFERENCE : 0.018			
LAP	SECTOR 1	SECTOR 2	LAP TIME	MPH	DIFF	TIME OF DAY	
1 -	OUTLAP	30.648	2:19.565	51.04	56.627	09:03:14.911	
2 -	55.398	30.530	1:25.928	82.91	2.990	09:04:40.839	
3 -	53.881	29.669	1:23.550 (2)	85.27	0.612	09:06:04.389	
4 -	53.899	29.039	1:22.938 (1)	85.90		09:07:27.327	
5 -	58.012	35.000	1:33.012	76.59	10.074	09:09:00.339	
6 -	1:00.768	30.431	1:31.199	78.12	8.261	09:10:31.538	
7 -	54.707	29.403	1:24.110 (3)	84.70	1.172	09:11:55.648	

P18 27 GPF		Richard HAYWARD		Yamaha TZR250 - Gforce Motorcycles/Hazel Motors			
IDEAL LAP TIME : 1:22.938		BEST LAP TIME : 1:22.938		DIFFERENCE : 0.000			
LAP	SECTOR 1	SECTOR 2	LAP TIME	MPH	DIFF	TIME OF DAY	
1 -	59.313	31.326	1:30.639	78.60	7.701	09:02:07.882	
2 -	55.460	30.332	1:25.792	83.04	2.854	09:03:33.674	
3 -	57.376	30.214	1:27.590	81.34	4.652	09:05:01.264	
4 -	54.095	30.452	1:24.547	84.26	1.609	09:06:25.811	
5 -	54.234	29.676	1:23.910 (2)	84.90	0.972	09:07:49.721	
6 -	53.453	29.485	1:22.938 (1)	85.90		09:09:12.659	
7 -	54.728	30.089	1:24.817	84.00	1.879	09:10:37.476	
8 -	53.709	30.696	1:24.405 (3)	84.41	1.467	09:12:01.881	

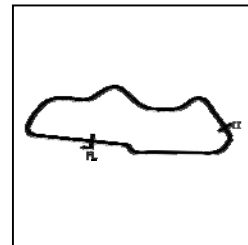
Weather / Track : Cloudy / Dry

Donington Park National
Circuit Length = 1.9790 miles
Start: 08:59 Flag 09:11 End: 09:13

BMCRG - MRO Championships 2020 - Rnd 3 @ Donington Park National

EDlasia Formula 400 & Blue Haze 2-Strokes

QUALIFYING - SECTOR ANALYSIS



SECTOR 1 = FL to I1, SECTOR 2 = I1 to FL, DIFF = Difference To Personal Best Lap, P = Crossed Finish Line in Pit Lane, D = Time Disallowed

P19 7 GPF Peter MOORE		Yamaha TZR 250 - Station Garage , Isle of Man				
IDEAL LAP TIME : 1:23.106		BEST LAP TIME : 1:23.106		DIFFERENCE : 0.000		
LAP	SECTOR 1	SECTOR 2	LAP TIME	MPH	DIFF	TIME OF DAY
1 -	1:03.306	32.825	1:36.131	74.11	13.025	09:02:37.460
2 -	1:03.170	30.915	1:34.085	75.72	10.979	09:04:11.545
3 -	56.570	30.497	1:27.067 (3)	81.82	3.961	09:05:38.612
4 -	1:03.100	36.622	1:39.722	71.44	16.616	09:07:18.334
5 -	59.838	31.323	1:31.161	78.15	8.055	09:08:49.495
6 -	56.385	29.885	1:26.270 (2)	82.58	3.164	09:10:15.765
7 -	53.667	29.439	1:23.106 (1)	85.72		09:11:38.871

P20 155 GP Roy CHAPMAN		Yamaha TZ350 - Self				
IDEAL LAP TIME : 1:23.385		BEST LAP TIME : 1:23.682		DIFFERENCE : 0.297		
LAP	SECTOR 1	SECTOR 2	LAP TIME	MPH	DIFF	TIME OF DAY
1 -	1:00.046	31.189	1:31.235	78.09	7.553	09:01:58.015
2 -	56.005	30.009	1:26.014	82.83	2.332	09:03:24.029
3 -	54.979	29.640	1:24.619	84.19	0.937	09:04:48.648
4 -	54.252	29.430	1:23.682 (1)	85.13		09:06:12.330
5 -	54.838	29.241	1:24.079 (2)	84.73	0.397	09:07:36.409
6 -	54.144	30.044	1:24.188	84.62	0.506	09:09:00.597
7 -	55.143	30.136	1:25.279	83.54	1.597	09:10:25.876
8 -	54.423	29.681	1:24.104 (3)	84.71	0.422	09:11:49.980
9 -	55.213	29.503	1:24.716	84.10	1.034	09:13:14.696

P21 157 S Geoff MOOK		Yamaha TZR 250 -				
IDEAL LAP TIME : 1:23.149		BEST LAP TIME : 1:23.803		DIFFERENCE : 0.654		
LAP	SECTOR 1	SECTOR 2	LAP TIME	MPH	DIFF	TIME OF DAY
1 -	59.809	31.484	1:31.293	78.04	7.490	09:02:07.772
2 -	56.453	30.101	1:26.554	82.31	2.751	09:03:34.326
3 -	54.811	29.767	1:24.578	84.23	0.775	09:04:58.904
4 -	54.577	30.888	1:25.465	83.36	1.662	09:06:24.369
5 -	54.744	29.472	1:24.216 (2)	84.59	0.413	09:07:48.585
6 -	54.291	29.512	1:23.803 (1)	85.01		09:09:12.388
7 -	54.643	30.177	1:24.820	83.99	1.017	09:10:37.208
8 -	53.677	30.580	1:24.257 (3)	84.55	0.454	09:12:01.465

P22 221 GP Roger MARSH		Yamaha TZ250 A -				
IDEAL LAP TIME : 1:23.864		BEST LAP TIME : 1:23.895		DIFFERENCE : 0.031		
LAP	SECTOR 1	SECTOR 2	LAP TIME	MPH	DIFF	TIME OF DAY
1 -	1:01.874	31.956	1:33.830	75.93	9.935	09:02:44.689
2 -	58.363	31.232	1:29.595	79.52	5.700	09:04:14.284
3 -	55.565	30.247	1:25.812	83.02	1.917	09:05:40.096
4 -	59.924	31.731	1:31.655	77.73	7.760	09:07:11.751
5 -	56.299	30.281	1:26.580	82.28	2.685	09:08:38.331
6 -	55.255	30.338	1:25.593 (3)	83.23	1.698	09:10:03.924
7 -	54.484	29.545	1:24.029 (2)	84.78	0.134	09:11:27.953
8 -	54.515	29.380	1:23.895 (1)	84.92		09:12:51.848

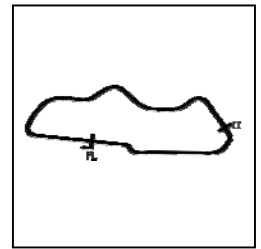
Weather / Track : Cloudy / Dry

Donington Park National
 Circuit Length = 1.9790 miles
 Start: 08:59 Flag 09:11 End: 09:13

BMCRG - MRO Championships 2020 - Rnd 3 @ Donington Park National

EDlasia Formula 400 & Blue Haze 2-Strokes

QUALIFYING - SECTOR ANALYSIS



SECTOR 1 = FL to I1, SECTOR 2 = I1 to FL, DIFF = Difference To Personal Best Lap, P = Crossed Finish Line in Pit Lane, D = Time Disallowed

P23 90		Steve RAPA		Honda RVF400 TOOTHLESS - David Simon Tuning			
IDEAL LAP TIME : 1:23.914		BEST LAP TIME : 1:23.917		DIFFERENCE : 0.003			
LAP	SECTOR 1	SECTOR 2	LAP TIME	MPH	DIFF	TIME OF DAY	
1 -	58.911	30.785	1:29.696	79.43	5.779	09:01:43.300	
2 -	55.305	30.126	1:25.431	83.39	1.514	09:03:08.731	
3 -	57.041	31.000	1:28.041	80.92	4.124	09:04:36.772	
4 -	54.226	30.152	1:24.378 (2)	84.43	0.461	09:06:01.150	
5 -	54.917	29.927	1:24.844 (3)	83.97	0.927	09:07:25.994	
6 -	54.979	29.978	1:24.957	83.86	1.040	09:08:50.951	
7 -	56.180	30.689	1:26.869	82.01	2.952	09:10:17.820	
8 -	54.843	30.075	1:24.918	83.90	1.001	09:11:42.738	
9 -	54.229	29.688	1:23.917 (1)	84.90		09:13:06.655	

P24 57		Paul FISHER		Kawasaki ZXR400 -			
IDEAL LAP TIME : 1:24.061		BEST LAP TIME : 1:24.064		DIFFERENCE : 0.003			
LAP	SECTOR 1	SECTOR 2	LAP TIME	MPH	DIFF	TIME OF DAY	
1 -	58.403	30.560	1:28.963	80.08	4.899	09:01:53.349	
2 -	56.071	30.264	1:26.335	82.52	2.271	09:03:19.684	
3 -	54.494	29.570	1:24.064 (1)	84.75		09:04:43.748	
4 -	54.491	29.588	1:24.079 (2)	84.73	0.015	09:06:07.827	
5 -	55.166	30.493	1:25.659	83.17	1.595	09:07:33.486	
6 -	54.914	29.882	1:24.796 (3)	84.02	0.732	09:08:58.282	
7 -	55.426	30.029	1:25.455	83.37	1.391	09:10:23.737	
8 -	55.926	31.393	1:27.319	81.59	3.255	09:11:51.056	
9 -	55.641	30.709	1:26.350	82.50	2.286	09:13:17.406	

P25 117 S		Jordan HARRIS		Kawasaki ZXR400L - Steve Jordan Motorcycles			
IDEAL LAP TIME : 1:23.699		BEST LAP TIME : 1:24.247		DIFFERENCE : 0.548			
LAP	SECTOR 1	SECTOR 2	LAP TIME	MPH	DIFF	TIME OF DAY	
1 -	58.035	30.096	1:28.131	80.84	3.884	09:01:42.250	
2 -	54.894	29.827	1:24.721	84.09	0.474	09:03:06.971	
3 -	54.865	29.872	1:24.737	84.07	0.490	09:04:31.708	
4 -	54.466	29.781	1:24.247 (1)	84.56		09:05:55.955	
5 -	54.829	30.445	1:25.274	83.54	1.027	09:07:21.229	
6 -	56.979	30.341	1:27.320	81.59	3.073	09:08:48.549	
7 -	54.259	30.417	1:24.676 (3)	84.14	0.429	09:10:13.225	
8 -	55.065	29.709	1:24.774	84.04	0.527	09:11:37.999	
9 -	55.166	29.440	1:24.606 (2)	84.20	0.359	09:13:02.605	

P26 52		Gary JARMAN		Kawasaki ZXR 400 -			
IDEAL LAP TIME : 1:24.555		BEST LAP TIME : 1:24.645		DIFFERENCE : 0.090			
LAP	SECTOR 1	SECTOR 2	LAP TIME	MPH	DIFF	TIME OF DAY	
1 -	1:01.149	30.973	1:32.122	77.33	7.477	09:01:57.233	
2 -	56.763	31.106	1:27.869	81.08	3.224	09:03:25.102	
3 -	56.275	30.438	1:26.713	82.16	2.068	09:04:51.815	
4 -	54.700	29.945	1:24.645 (1)	84.17		09:06:16.460	
5 -	57.614	30.478	1:28.092	80.87	3.447	09:07:44.552	
6 -	55.000	29.923	1:24.923 (2)	83.89	0.278	09:09:09.475	
7 -	54.632	30.529	1:25.161 (3)	83.66	0.516	09:10:34.636	
8 -	54.854	32.156	1:27.010	81.88	2.365	09:12:01.646	

Weather / Track : Cloudy / Dry

Donington Park National
Circuit Length = 1.9790 miles
Start: 08:59 Flag 09:11 End: 09:13

BMCRC - MRO Championships 2020 - Rnd 3 @ Donington Park National

EDlasia Formula 400 & Blue Haze 2-Strokes

QUALIFYING - SECTOR ANALYSIS



SECTOR 1 = FL to I1, SECTOR 2 = I1 to FL, DIFF = Difference To Personal Best Lap, P = Crossed Finish Line in Pit Lane, D = Time Disallowed

P27 47		Allan CLARK		Kawasaki ZXR400 - A Clark & Sons Builders			
IDEAL LAP TIME : 1:23.975		BEST LAP TIME : 1:24.646		DIFFERENCE : 0.671			
LAP	SECTOR 1	SECTOR 2	LAP TIME	MPH	DIFF	TIME OF DAY	
1 -	1:01.842	32.005	1:33.847	75.91	9.201	09:01:49.877	
2 -	58.315	30.687	1:29.002	80.05	4.356	09:03:18.879	
3 -	55.837	31.048	1:26.885	82.00	2.239	09:04:45.764	
4 -	55.757	30.412	1:26.169	82.68	1.523	09:06:11.933	
5 -	55.929	30.102	1:26.031	82.81	1.385	09:07:37.964	
6 -	55.180	29.466	1:24.646 (1)	84.16		09:09:02.610	
7 -	54.807	30.065	1:24.872	83.94	0.226	09:10:27.482	
8 -	54.509	30.138	1:24.647 (2)	84.16	0.001	09:11:52.129	
9 -	54.802	29.995	1:24.797 (3)	84.01	0.151	09:13:16.926	

P28 351 S		Sam DIGBY-BAKER		Kawasaki ZXR400 -			
IDEAL LAP TIME : 1:24.944		BEST LAP TIME : 1:24.944		DIFFERENCE : 0.000			
LAP	SECTOR 1	SECTOR 2	LAP TIME	MPH	DIFF	TIME OF DAY	
1 -	1:00.305	31.656	1:31.961	77.47	7.017	09:02:12.140	
2 -	58.728	30.768	1:29.496	79.60	4.552	09:03:41.636	
3 -	55.640	30.925	1:26.565	82.30	1.621	09:05:08.201	
4 -	55.699	30.669	1:26.368	82.49	1.424	09:06:34.569	
5 -	55.726	30.231	1:25.957 (3)	82.88	1.013	09:08:00.526	
6 -	55.452	30.520	1:25.972	82.87	1.028	09:09:26.498	
7 -	55.346	30.419	1:25.765 (2)	83.07	0.821	09:10:52.263	
8 -	54.856	30.088	1:24.944 (1)	83.87		09:12:17.207	

P29 26		Lydia THOMPSON		Kawasaki ZXR400 - Flintstone Racing - David Simons Tuning			
IDEAL LAP TIME : 1:25.216		BEST LAP TIME : 1:25.439		DIFFERENCE : 0.223			
LAP	SECTOR 1	SECTOR 2	LAP TIME	MPH	DIFF	TIME OF DAY	
1 -	1:00.486	31.614	1:32.100	77.35	6.661	09:02:22.791	
2 -	58.768	30.606	1:29.374	79.71	3.935	09:03:52.165	
3 -	57.792	30.344	1:28.136	80.83	2.697	09:05:20.301	
4 -	56.564	30.189	1:26.753	82.12	1.314	09:06:47.054	
5 -	55.469	30.058	1:25.527 (2)	83.30	0.088	09:08:12.581	
6 -	55.407	30.032	1:25.439 (1)	83.38		09:09:38.020	
7 -	58.165	31.319	1:29.484	79.61	4.045	09:11:07.504	
8 -	56.399	29.809	1:26.208 (3)	82.64	0.769	09:12:33.712	

P30 122 GP		Dave HARVIEK		Yamaha TZ250 4DP - NW Roofing London Ltd			
IDEAL LAP TIME : 1:25.969		BEST LAP TIME : 1:26.046		DIFFERENCE : 0.077			
LAP	SECTOR 1	SECTOR 2	LAP TIME	MPH	DIFF	TIME OF DAY	
1 -	1:05.388	32.984	1:38.372	72.42	12.326	09:03:07.828	
2 -	57.724	32.385	1:30.109	79.06	4.063	09:04:37.937	
3 -	55.612	30.748	1:26.360 (3)	82.49	0.314	09:06:04.297	
4 -	55.628	30.431	1:26.059 (2)	82.78	0.013	09:07:30.356	
5 -	55.609	31.537	1:27.146	81.75	1.100	09:08:57.502	
6 -	55.725	31.090	1:26.815	82.06	0.769	09:10:24.317	
7 -	55.646	32.133	1:27.779	81.16	1.733	09:11:52.096	
8 -	55.686	30.360	1:26.046 (1)	82.80		09:13:18.142	

P31 75 R		Gary FRASER		Kawasaki ZXR 400 -			
IDEAL LAP TIME : 1:26.188		BEST LAP TIME : 1:26.188		DIFFERENCE : 0.000			
LAP	SECTOR 1	SECTOR 2	LAP TIME	MPH	DIFF	TIME OF DAY	
1 -	1:01.908	30.874	1:32.782	76.78	6.594	09:02:08.515	
2 -	55.897	30.291	1:26.188 (1)	82.66		09:03:34.703	
3 -	56.718	30.992	1:27.710	81.22	1.522	09:05:02.413	
4 -	56.277	30.665	1:26.942 (2)	81.94	0.754	09:06:29.355	
5 -	56.084	31.179	1:27.263 (3)	81.64	1.075	09:07:56.618	

Weather / Track : Cloudy / Dry

Donington Park National
Circuit Length = 1.9790 miles
Start: 08:59 Flag 09:11 End: 09:13

BMCR - MRO Championships 2020 - Rnd 3 @ Donington Park National

EDlasia Formula 400 & Blue Haze 2-Strokes

QUALIFYING - SECTOR ANALYSIS



SECTOR 1 = FL to I1, SECTOR 2 = I1 to FL, DIFF = Difference To Personal Best Lap, P = Crossed Finish Line in Pit Lane, D = Time Disallowed

P32 70 GPF Andrew BURSCOUGH		Yamaha YPVS 350 - Apollo/Merlin/Abbey/Martitanium				
IDEAL LAP TIME : 1:26.298		BEST LAP TIME : 1:26.298		DIFFERENCE : 0.000		
LAP	SECTOR 1	SECTOR 2	LAP TIME	MPH	DIFF	TIME OF DAY
1 -	1:01.689	31.115	1:32.804	76.77	6.506	09:02:10.531
2 -	56.464	30.606	1:27.070	81.82	0.772	09:03:37.601
3 -	55.962	30.811	1:26.773 (2)	82.10	0.475	09:05:04.374
4 -	56.767	30.525	1:27.292	81.61	0.994	09:06:31.666
5 -	55.841	30.457	1:26.298 (1)	82.55		09:07:57.964
6 -	56.316	30.921	1:27.237	81.66	0.939	09:09:25.201
7 -	56.861	30.478	1:27.339	81.57	1.041	09:10:52.540
8 -	56.295	30.519	1:26.814 (3)	82.06	0.516	09:12:19.354

P33 60 GPF Daniel GOUGH		Yamaha TZR250 - G Force Motorcycles				
IDEAL LAP TIME : 1:26.346		BEST LAP TIME : 1:26.346		DIFFERENCE : 0.000		
LAP	SECTOR 1	SECTOR 2	LAP TIME	MPH	DIFF	TIME OF DAY
1 -	1:01.434	31.304	1:32.738	76.82	6.392	09:02:11.353
2 -	59.045	31.675	1:30.720	78.53	4.374	09:03:42.073
3 -	57.322	30.661	1:27.983 (3)	80.97	1.637	09:05:10.056
4 -	55.918	30.428	1:26.346 (1)	82.51		09:06:36.402
5 -	56.669	31.972	1:28.641	80.37	2.295	09:08:05.043
6 -	56.511	31.013	1:27.524 (2)	81.40	1.178	09:09:32.567
7 -	57.314	30.832	1:28.146	80.82	1.800	09:11:00.713
8 -	56.501	31.585	1:28.086	80.88	1.740	09:12:28.799

P34 2 GP Nick BEDFORD		Yamaha TZ350 - Banx Race Paint				
IDEAL LAP TIME : 1:27.364		BEST LAP TIME : 1:27.364		DIFFERENCE : 0.000		
LAP	SECTOR 1	SECTOR 2	LAP TIME	MPH	DIFF	TIME OF DAY
1 -	1:06.196	32.977	1:39.173	71.84	11.809	09:02:44.657
2 -	59.025	31.511	1:30.536 (2)	78.69	3.172	09:04:15.193
3 -	56.718	30.646	1:27.364 (1)	81.55		09:05:42.557
4 -	59.086	32.217	1:31.303 (3)	78.03	3.939	09:07:13.860

P35 83 GPF Paul GODBOLD		Yamaha TZR250 - Hill Farm Tree Services				
IDEAL LAP TIME : 1:27.175		BEST LAP TIME : 1:27.364		DIFFERENCE : 0.189		
LAP	SECTOR 1	SECTOR 2	LAP TIME	MPH	DIFF	TIME OF DAY
1 -	1:00.764	31.378	1:32.142	77.32	4.778	09:02:09.556
2 -	56.869	30.985	1:27.854 (3)	81.09	0.490	09:03:37.410
3 -	56.771	31.311	1:28.082	80.88	0.718	09:05:05.492
4 -	57.501	31.312	1:28.813	80.22	1.449	09:06:34.305
5 -	58.615	31.898	1:30.513	78.71	3.149	09:08:04.818
6 -	57.156	31.039	1:28.195	80.78	0.831	09:09:33.013
7 -	56.400	30.964	1:27.364 (1)	81.55		09:11:00.377
8 -	56.211	31.524	1:27.735 (2)	81.20	0.371	09:12:28.112

P36 77 GP Andrew GLASGOW		Yamaha TZ350 -				
IDEAL LAP TIME : 1:27.542		BEST LAP TIME : 1:27.542		DIFFERENCE : 0.000		
LAP	SECTOR 1	SECTOR 2	LAP TIME	MPH	DIFF	TIME OF DAY
1 -	1:00.984	32.682	1:33.666	76.06	6.124	09:02:21.747
2 -	58.445	31.223	1:29.668	79.45	2.126	09:03:51.415
3 -	58.303	31.331	1:29.634	79.48	2.092	09:05:21.049
4 -	57.242	30.300	1:27.542 (1)	81.38		09:06:48.591
5 -	57.401	31.969	1:29.370	79.72	1.828	09:08:17.961
6 -	57.529	30.422	1:27.951 (2)	81.00	0.409	09:09:45.912
7 -	57.525	30.677	1:28.202 (3)	80.77	0.660	09:11:14.114
8 -	57.440	31.041	1:28.481	80.52	0.939	09:12:42.595

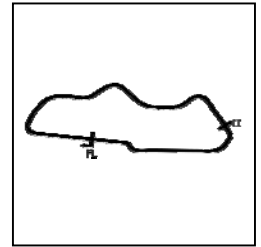
Weather / Track : Cloudy / Dry

Donington Park National
Circuit Length = 1.9790 miles
Start: 08:59 Flag 09:11 End: 09:13

BMCR - MRO Championships 2020 - Rnd 3 @ Donington Park National

EDlasia Formula 400 & Blue Haze 2-Strokes

QUALIFYING - SECTOR ANALYSIS



SECTOR 1 = FL to I1, SECTOR 2 = I1 to FL, DIFF = Difference To Personal Best Lap, P = Crossed Finish Line in Pit Lane, D = Time Disallowed

P37 132 GP Paul WHITING			Yamaha TZ250T - John Whiting			
IDEAL LAP TIME : 1:27.705		BEST LAP TIME : 1:27.835		DIFFERENCE : 0.130		
LAP	SECTOR 1	SECTOR 2	LAP TIME	MPH	DIFF	TIME OF DAY
1 -	1:05.048	34.815	1:39.863	71.34	12.028	09:02:31.504
2 -	1:01.170	33.883	1:35.053	74.95	7.218	09:04:06.557
3 -	58.459	33.324	1:31.783	77.62	3.948	09:05:38.340
4 -	1:00.835	31.937	1:32.772	76.79	4.937	09:07:11.112
5 -	57.474	31.657	1:29.131 (3)	79.93	1.296	09:08:40.243
6 -	56.273	31.568	1:27.841 (2)	81.10	0.006	09:10:08.084
7 -	56.403	31.432	1:27.835 (1)	81.11		09:11:35.919
8 -	57.508	32.171	1:29.679	79.44	1.844	09:13:05.598

P38 175 GPF Steve HIGERTY			Yamaha TZR250 - Cambridge Motorcycles			
IDEAL LAP TIME : 1:28.108		BEST LAP TIME : 1:28.108		DIFFERENCE : 0.000		
LAP	SECTOR 1	SECTOR 2	LAP TIME	MPH	DIFF	TIME OF DAY
1 -	1:02.187	33.043	1:35.230	74.81	7.122	09:02:10.435
2 -	59.638	33.055	1:32.693	76.86	4.585	09:03:43.128
3 -	57.528	31.528	1:29.056 (3)	80.00	0.948	09:05:12.184
4 -	57.380	32.537	1:29.917	79.23	1.809	09:06:42.101
5 -	57.596	32.729	1:30.325	78.87	2.217	09:08:12.426
6 -	58.081	31.371	1:29.452	79.64	1.344	09:09:41.878
7 -	57.170	31.235	1:28.405 (2)	80.59	0.297	09:11:10.283
8 -	57.038	31.070	1:28.108 (1)	80.86		09:12:38.391

P39 174 GP David BOWLER			Yamaha TZ250 4DP -			
IDEAL LAP TIME : 1:28.473		BEST LAP TIME : 1:28.473		DIFFERENCE : 0.000		
LAP	SECTOR 1	SECTOR 2	LAP TIME	MPH	DIFF	TIME OF DAY
1 -	1:05.396	34.246	1:39.642	71.50	11.169	09:02:31.884
2 -	1:02.510	33.705	1:36.215	74.04	7.742	09:04:08.099
3 -	57.499	32.630	1:30.129	79.04	1.656	09:05:38.228
4 -	58.858	31.817	1:30.675	78.57	2.202	09:07:08.903
5 -	57.480	31.468	1:28.948 (2)	80.09	0.475	09:08:37.851
6 -	58.654	32.189	1:30.843	78.42	2.370	09:10:08.694
7 -	57.121	31.352	1:28.473 (1)	80.52		09:11:37.167
8 -	57.643	31.542	1:29.185 (3)	79.88	0.712	09:13:06.352

P40 42 GP Sian BROOKS			Honda RS125 - Spyre Ltd			
IDEAL LAP TIME : 1:28.334		BEST LAP TIME : 1:28.491		DIFFERENCE : 0.157		
LAP	SECTOR 1	SECTOR 2	LAP TIME	MPH	DIFF	TIME OF DAY
1 -	1:01.788	33.699	1:35.487	74.61	6.996	09:02:47.305
2 -	58.952	32.529	1:31.481	77.88	2.990	09:04:18.786
3 -	57.838	31.533	1:29.371 (2)	79.71	0.880	09:05:48.157
4 -	57.054	32.697	1:29.751 (3)	79.38	1.260	09:07:17.908
5 -	58.450	32.225	1:30.675	78.57	2.184	09:08:48.583
6 -	56.975	32.955	1:29.930	79.22	1.439	09:10:18.513
7 -	56.815	31.676	1:28.491 (1)	80.51		09:11:47.004
8 -	58.363	31.519	1:29.882	79.26	1.391	09:13:16.886

Weather / Track : Cloudy / Dry

Donington Park National
Circuit Length = 1.9790 miles
Start: 08:59 Flag 09:11 End: 09:13

BMCR - MRO Championships 2020 - Rnd 3 @ Donington Park National

EDlasia Formula 400 & Blue Haze 2-Strokes

QUALIFYING - SECTOR ANALYSIS



SECTOR 1 = FL to I1, SECTOR 2 = I1 to FL, DIFF = Difference To Personal Best Lap, P = Crossed Finish Line in Pit Lane, D = Time Disallowed

P41 147 GP		John HANNAFORD		Yamaha TZ350D -			
IDEAL LAP TIME : 1:28.646		BEST LAP TIME : 1:28.646		DIFFERENCE : 0.000			
LAP	SECTOR 1	SECTOR 2	LAP TIME	MPH	DIFF	TIME OF DAY	
1 -	1:04.089	32.906	1:36.995	73.45	8.349	09:01:59.539	
2 -	1:00.175	31.822	1:31.997	77.44	3.351	09:03:31.536	
3 -	59.505	31.963	1:31.468	77.89	2.822	09:05:03.004	
4 -	59.502	30.805	1:30.307 (2)	78.89	1.661	09:06:33.311	
5 -	59.326	31.083	1:30.409 (3)	78.80	1.763	09:08:03.720	
6 -	1:00.393	31.609	1:32.002	77.44	3.356	09:09:35.722	
7 -	1:00.164	31.501	1:31.665	77.72	3.019	09:11:07.387	
8 -	57.843	30.803	1:28.646 (1)	80.37		09:12:36.033	

P42 97 S/R		Nicholas TAIG		Honda VFR400 NC30 - Mantis Motorsports			
IDEAL LAP TIME : 1:30.266		BEST LAP TIME : 1:30.406		DIFFERENCE : 0.140			
LAP	SECTOR 1	SECTOR 2	LAP TIME	MPH	DIFF	TIME OF DAY	
1 -	1:01.206	33.114	1:34.320	75.53	3.914	09:01:49.360	
2 -	1:01.380	32.839	1:34.219	75.61	3.813	09:03:23.579	
3 -	58.853	32.111	1:30.964	78.32	0.558	09:04:54.543	
4 -	58.849	32.448	1:31.297	78.03	0.891	09:06:25.840	
5 -	58.676	31.952	1:30.628 (2)	78.61	0.222	09:07:56.468	
6 -	58.939	31.806	1:30.745 (3)	78.51	0.339	09:09:27.213	
7 -	58.460	31.946	1:30.406 (1)	78.80		09:10:57.619	
8 -	58.607	32.239	1:30.846	78.42	0.440	09:12:28.465	

P43 17 GP		David PATERSON		Honda RS 250 NX5 - Tuna Garage			
IDEAL LAP TIME : 1:31.214		BEST LAP TIME : 1:31.683		DIFFERENCE : 0.469			
LAP	SECTOR 1	SECTOR 2	LAP TIME	MPH	DIFF	TIME OF DAY	
1 -	1:03.962	31.914	1:35.876	74.31	4.193	09:02:37.488	
2 -	59.655	32.028	1:31.683 (1)	77.70		09:04:09.171	
3 -	1:00.197	31.559	1:31.756 (2)	77.64	0.073	09:05:40.927	
4 -	1:01.170	34.146	1:35.316	74.74	3.633	09:07:16.243	
5 -	1:01.582	32.409	1:33.991 (3)	75.80	2.308	09:08:50.234	
6 -	1:02.403	IN PIT	1:45.760 P	67.36	14.077	09:10:35.994	

P44 167 GPF		Mark BAILEY		Yamaha TZR250 - Gforce motorcycles			
IDEAL LAP TIME : 1:34.791		BEST LAP TIME : 1:35.078		DIFFERENCE : 0.287			
LAP	SECTOR 1	SECTOR 2	LAP TIME	MPH	DIFF	TIME OF DAY	
1 -	1:04.021	33.537	1:37.558	73.02	2.480	09:02:14.741	
2 -	1:02.816	33.548	1:36.364	73.93	1.286	09:03:51.105	
3 -	1:01.874	33.204	1:35.078 (1)	74.93		09:05:26.183	
4 -	1:01.669	34.150	1:35.819	74.35	0.741	09:07:02.002	
5 -	1:02.451	33.751	1:36.202	74.05	1.124	09:08:38.204	
6 -	1:01.716	33.820	1:35.536 (3)	74.57	0.458	09:10:13.740	
7 -	1:02.338	33.645	1:35.983	74.22	0.905	09:11:49.723	
8 -	1:02.318	33.122	1:35.440 (2)	74.65	0.362	09:13:25.163	

P45 33 GPF		Kieran LEWIS		Yamaha TZR250 - Controls For Doors Ltd/G Force Micycles			
IDEAL LAP TIME : 1:34.900		BEST LAP TIME : 1:35.429		DIFFERENCE : 0.529			
LAP	SECTOR 1	SECTOR 2	LAP TIME	MPH	DIFF	TIME OF DAY	
1 -	1:04.744	35.156	1:39.900	71.31	4.471	09:02:19.461	
2 -	1:02.283	33.887	1:36.170 (3)	74.08	0.741	09:03:55.631	
3 -	1:04.303	36.252	1:40.555	70.85	5.126	09:05:36.186	
4 -	1:05.121	35.133	1:40.254	71.06	4.825	09:07:16.440	
5 -	1:02.582	33.597	1:36.179	74.07	0.750	09:08:52.619	
6 -	1:01.665	33.764	1:35.429 (1)	74.65		09:10:28.048	
7 -	1:01.303	34.369	1:35.672 (2)	74.46	0.243	09:12:03.720	

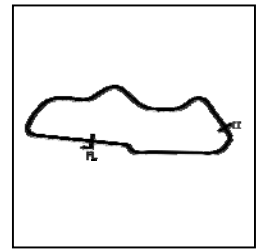
Weather / Track : Cloudy / Dry

Donington Park National
Circuit Length = 1.9790 miles
Start: 08:59 Flag 09:11 End: 09:13

BMCRG - MRO Championships 2020 - Rnd 3 @ Donington Park National

EDlasia Formula 400 & Blue Haze 2-Strokes

QUALIFYING - SECTOR ANALYSIS



SECTOR 1 = FL to I1, SECTOR 2 = I1 to FL, DIFF = Difference To Personal Best Lap, P = Crossed Finish Line in Pit Lane, D = Time Disallowed

P46 145 GPF		Antony PERRETT		Suzuki T500 -		
IDEAL LAP TIME : 1:37.850		BEST LAP TIME : 1:38.194		DIFFERENCE : 0.344		
LAP	SECTOR 1	SECTOR 2	LAP TIME	MPH	DIFF	TIME OF DAY
1 -	1:12.328	36.428	1:48.756	65.51	10.562	09:02:08.222
2 -	1:09.621	36.418	1:46.039	67.18	7.845	09:03:54.261
3 -	1:05.366	36.221	1:41.587	70.13	3.393	09:05:35.848
4 -	1:05.071	35.012	1:40.083	71.18	1.889	09:07:15.931
5 -	1:05.254	34.651	1:39.905 (3)	71.31	1.711	09:08:55.836
6 -	1:04.052	34.876	1:38.928 (2)	72.01	0.734	09:10:34.764
7 -	1:03.199	34.995	1:38.194 (1)	72.55		09:12:12.958

P47 228 GPF		Clive EMERSON		Yamaha RD350YPVS -		
IDEAL LAP TIME : 1:47.535		BEST LAP TIME : 1:51.756		DIFFERENCE : 4.221		
LAP	SECTOR 1	SECTOR 2	LAP TIME	MPH	DIFF	TIME OF DAY
1 -	1:13.261	38.495	1:51.756 (1)	63.75		09:02:32.360
2 -	1:09.040	IN PIT	1:56.307 P	61.25	4.551	09:04:28.667

P48 168 GP		Michael RUSSELL		Yamaha TZ250 -		
IDEAL LAP TIME : 1:53.894		BEST LAP TIME : 1:53.894		DIFFERENCE : 0.000		
LAP	SECTOR 1	SECTOR 2	LAP TIME	MPH	DIFF	TIME OF DAY
1 -	1:17.885	36.009	1:53.894 (1)	62.55		09:04:09.767

Weather / Track : Cloudy / Dry

Donington Park National
 Circuit Length = 1.9790 miles
 Start: 08:59 Flag 09:11 End: 09:13

BMCRC - MRO Championships 2020 - Rnd 3 @ Donington Park National

EDlasia Formula 400 & Blue Haze 2-Strokes

QUALIFYING - BEST SECTORS

SECTOR 1				SECTOR 2				IDEAL / BEST COMPARISON				
POS	NO	NAME	TIME	NO	NAME	TIME	POS	NO	NAME	IDEAL	BEST	DIFF
									PERFECT LAP	1:17.981		
1	51	WHOLEY	50.400	51	WHOLEY	27.581	1	51	WHOLEY	1:17.981	1:18.022	0.041
2	176	STAMPER	50.827	176	STAMPER	27.646	2	176	STAMPER	1:18.473	1:18.473	0.000
3	7	DUNN	51.352	7	DUNN	27.858	3	7	DUNN	1:19.210	1:19.392	0.182
4	79	BURRILL	52.221	79	BURRILL	28.244	4	79	BURRILL	1:20.465	1:20.465	0.000
5	81	GRANT	52.363	16	WALLING	28.372	5	81	GRANT	1:20.866	1:20.866	0.000
6	48	WELSH	52.447	48	WELSH	28.456	6	48	WELSH	1:20.903	1:21.024	0.121
7	191	SEATH	52.535	81	GRANT	28.503	7	191	SEATH	1:21.107	1:21.302	0.195
8	0	TOLAND	52.777	191	SEATH	28.572	8	16	WALLING	1:21.240	1:21.289	0.049
9	257	McCARTER	52.852	0	TOLAND	28.657	9	0	TOLAND	1:21.434	1:21.434	0.000
10	16	WALLING	52.868	3	BARRETT	28.786	10	257	McCARTER	1:22.012	1:22.012	0.000
11	45	THOMPSON	52.907	64	ELLIS	28.791	11	64	ELLIS	1:22.098	1:22.098	0.000
12	22	BALLERINI	53.205	111	GUILLOU	29.039	12	3	BARRETT	1:22.112	1:22.112	0.000
13	33	JOHNSTONE	53.247	257	McCARTER	29.160	13	45	THOMPSON	1:22.143	1:22.399	0.256
14	64	ELLIS	53.307	85	ROBINSON	29.180	14	22	BALLERINI	1:22.412	1:22.710	0.298
15	3	BARRETT	53.326	22	BALLERINI	29.207	15	85	ROBINSON	1:22.552	1:22.768	0.216
16	85	ROBINSON	53.372	45	THOMPSON	29.236	16	33	JOHNSTONE	1:22.770	1:22.926	0.156
17	27	HAYWARD	53.453	155	CHAPMAN	29.241	17	111	GUILLOU	1:22.920	1:22.938	0.018
18	7	MOORE	53.667	221	MARSH	29.380	18	27	HAYWARD	1:22.938	1:22.938	0.000
19	157	MOOK	53.677	7	MOORE	29.439	19	7	MOORE	1:23.106	1:23.106	0.000
20	111	GUILLOU	53.881	117	HARRIS	29.440	20	157	MOOK	1:23.149	1:23.803	0.654
21	155	CHAPMAN	54.144	47	CLARK	29.466	21	155	CHAPMAN	1:23.385	1:23.682	0.297
22	90	RAPA	54.226	157	MOOK	29.472	22	117	HARRIS	1:23.699	1:24.247	0.548
23	117	HARRIS	54.259	27	HAYWARD	29.485	23	221	MARSH	1:23.864	1:23.895	0.031
24	221	MARSH	54.484	33	JOHNSTONE	29.523	24	90	RAPA	1:23.914	1:23.917	0.003
25	57	FISHER	54.491	57	FISHER	29.570	25	47	CLARK	1:23.975	1:24.646	0.671
26	47	CLARK	54.509	90	RAPA	29.688	26	57	FISHER	1:24.061	1:24.064	0.003
27	52	JARMAN	54.632	26	THOMPSON	29.809	27	52	JARMAN	1:24.555	1:24.645	0.090
28	351	DIGBY-BAKER	54.856	52	JARMAN	29.923	28	351	DIGBY-BAKER	1:24.944	1:24.944	0.000
29	26	THOMPSON	55.407	351	DIGBY-BAKER	30.088	29	26	THOMPSON	1:25.216	1:25.439	0.223
30	122	HARVIEK	55.609	75	FRASER	30.291	30	122	HARVIEK	1:25.969	1:26.046	0.077
31	70	BURSCOUGH	55.841	77	GLASGOW	30.300	31	75	FRASER	1:26.188	1:26.188	0.000
32	75	FRASER	55.897	122	HARVIEK	30.360	32	70	BURSCOUGH	1:26.298	1:26.298	0.000
33	60	GOUGH	55.918	60	GOUGH	30.428	33	60	GOUGH	1:26.346	1:26.346	0.000
34	83	GODBOLD	56.211	70	BURSCOUGH	30.457	34	83	GODBOLD	1:27.175	1:27.364	0.189
35	132	WHITING	56.273	2	BEDFORD	30.646	35	2	BEDFORD	1:27.364	1:27.364	0.000
36	2	BEDFORD	56.718	147	HANNAFORD	30.803	36	77	GLASGOW	1:27.542	1:27.542	0.000
37	42	BROOKS	56.815	83	GODBOLD	30.964	37	132	WHITING	1:27.705	1:27.835	0.130
38	175	HIGERTY	57.038	175	HIGERTY	31.070	38	175	HIGERTY	1:28.108	1:28.108	0.000
39	174	BOWLER	57.121	174	BOWLER	31.352	39	42	BROOKS	1:28.334	1:28.491	0.157
40	77	GLASGOW	57.242	132	WHITING	31.432	40	174	BOWLER	1:28.473	1:28.473	0.000
41	147	HANNAFORD	57.843	42	BROOKS	31.519	41	147	HANNAFORD	1:28.646	1:28.646	0.000
42	97	TAIG	58.460	17	PATERSON	31.559	42	97	TAIG	1:30.266	1:30.406	0.140
43	17	PATERSON	59.655	97	TAIG	31.806	43	17	PATERSON	1:31.214	1:31.683	0.469
44	33	LEWIS	1:01.303	167	BAILEY	33.122	44	167	BAILEY	1:34.791	1:35.078	0.287
45	167	BAILEY	1:01.669	33	LEWIS	33.597	45	33	LEWIS	1:34.900	1:35.429	0.529
46	145	PERRETT	1:03.199	145	PERRETT	34.651	46	145	PERRETT	1:37.850	1:38.194	0.344
47	228	EMERSON	1:09.040	168	RUSSELL	36.009	47	228	EMERSON	1:47.535	1:51.756	4.221
48	168	RUSSELL	1:17.885	228	EMERSON	38.495	48	168	RUSSELL	1:53.894	1:53.894	0.000
49												

Weather / Track : Cloudy / Dry

Donington Park National

Circuit Length = 1.9790 miles

Start: 08:59 Flag 09:11 End: 09:13

Results can be found at www.tsl-timing.com

Printed - 09:14 Saturday, 05 September 2020

BMCRC - MRO Championships 2020 - Rnd 3 @ Donington Park National

EDlasia Formula 400 & Blue Haze 2-Stroke

QUALIFYING - STATISTICS

Competitors Started 49
Planned Start 2020-09-05 @ 09:00:00.000
Actual Start 2020-09-05 @ 08:59:51.754
Finish Time 2020-09-05 @ 09:11:53.856
Track Length 1.9790mi.
Total Laps 363
Total Distance Covered 718.4014mi.

Session Fastest Lap History

NO	CL	NAME	LAP TIME	TIME OF DAY	LAP	VEHICLE
0	GPF	Paul TOLAND	1:25.283	09:01:36.358	1	Yamaha 350
7	GP	Bruce DUNN	1:22.729	09:03:00.436	2	Honda RS250
176	GP	Jonathan STAMPER	1:22.382	09:03:23.225	2	Yamaha TZ250
7	GP	Bruce DUNN	1:20.010	09:04:20.441	3	Honda RS250
51	GP	Kevin WHOLEY	1:19.668	09:05:18.518	3	Yamaha TZ250
176	GP	Jonathan STAMPER	1:18.473	09:06:02.272	4	Yamaha TZ250
51	GP	Kevin WHOLEY	1:18.022	09:10:34.563	7	Yamaha TZ250

Flag History

TYPE	TIME OF DAY
GREEN	08:59:51.754
FINISH	09:11:53.856

Flag Statistics

TYPE	COUNT	TOTAL LAPS	TOTAL TIME
Green	1	9	13:58.842
Red	0	0	0.000
Safety Car	0	0	0.000
FCY	0	0	0.000

BMCRC - MRO Championships 2020 - Rnd 3 @ Donington Park National

EDlasia Formula 400 & Blue Haze 2-Stroke

QUALIFYING - STATISTICS

CLASS : GP

23 Starters

Fastest Lap History

NO	NAME	LAP TIME	TIME OF DAY	LAP	VEHICLE
7	Bruce DUNN	1:25.759	09:01:37.703	1	Honda RS250
7	Bruce DUNN	1:22.729	09:03:00.436	2	Honda RS250
176	Jonathan STAMPER	1:22.382	09:03:23.225	2	Yamaha TZ250
7	Bruce DUNN	1:20.010	09:04:20.441	3	Honda RS250
51	Kevin WHOLEY	1:19.668	09:05:18.518	3	Yamaha TZ250
176	Jonathan STAMPER	1:18.473	09:06:02.272	4	Yamaha TZ250
51	Kevin WHOLEY	1:18.022	09:10:34.563	7	Yamaha TZ250

Weather / Track : Cloudy / Dry

Results can be found at www.tsl-timing.com

Page 2 of 7

Donington Park National
Circuit Length = 1.9790 miles
Start: 08:59 Flag 09:11 End: 09:13

Printed - 09:14 Saturday, 05 September 2020

BMCRC - MRO Championships 2020 - Rnd 3 @ Donington Park National

EDlasia Formula 400 & Blue Haze 2-Stroke

QUALIFYING - STATISTICS

CLASS : GPF

11 Starters

Fastest Lap History

NO	NAME	LAP TIME	TIME OF DAY	LAP	VEHICLE
0	Paul TOLAND	1:25.283	09:01:36.358	1	Yamaha 350
0	Paul TOLAND	1:24.664	09:03:01.013	2	Yamaha 350
0	Paul TOLAND	1:22.990	09:04:24.011	3	Yamaha 350
0	Paul TOLAND	1:22.502	09:05:46.510	4	Yamaha 350
0	Paul TOLAND	1:22.130	09:08:32.038	6	Yamaha 350
0	Paul TOLAND	1:21.434	09:11:15.613	8	Yamaha 350

Weather / Track : Cloudy / Dry

Results can be found at www.tsl-timing.com

Page 3 of 7

Donington Park National
Circuit Length = 1.9790 miles
Start: 08:59 Flag 09:11 End: 09:13

Printed - 09:14 Saturday, 05 September 2020

BMCRC - MRO Championships 2020 - Rnd 3 @ Donington Park National

EDlasia Formula 400 & Blue Haze 2-Stroke

QUALIFYING - STATISTICS

CLASS :

10 Starters

Fastest Lap History

NO	NAME	LAP TIME	TIME OF DAY	LAP	VEHICLE
45	Mark THOMPSON	1:27.974	09:01:40.750	1	Kawasaki ZXR400
48	Richie WELSH	1:27.659	09:01:41.083	1	Yamaha FZR 400 RRSP
48	Richie WELSH	1:24.244	09:03:05.328	2	Yamaha FZR 400 RRSP
48	Richie WELSH	1:21.516	09:04:26.843	3	Yamaha FZR 400 RRSP
48	Richie WELSH	1:21.024	09:05:47.867	4	Yamaha FZR 400 RRSP

Weather / Track : Cloudy / Dry

Results can be found at www.tsl-timing.com

Page 4 of 7

Donington Park National
Circuit Length = 1.9790 miles
Start: 08:59 Flag 09:11 End: 09:13

Printed - 09:14 Saturday, 05 September 2020

BMCRC - MRO Championships 2020 - Rnd 3 @ Donington Park National

EDlasia Formula 400 & Blue Haze 2-Stroke

QUALIFYING - STATISTICS

CLASS : R

1 Starters

Fastest Lap History

NO	NAME	LAP TIME	TIME OF DAY	LAP	VEHICLE
75	Gary FRASER	1:32.782	09:02:08.515	1	Kawasaki ZXR 400
75	Gary FRASER	1:26.188	09:03:34.703	2	Kawasaki ZXR 400

BMCRC - MRO Championships 2020 - Rnd 3 @ Donington Park National

EDlasia Formula 400 & Blue Haze 2-Stroke

QUALIFYING - STATISTICS

CLASS : S

4 Starters

Fastest Lap History

NO	NAME	LAP TIME	TIME OF DAY	LAP	VEHICLE
117	Jordan HARRIS	1:28.131	09:01:42.252	1	Kawasaki ZXR400L
117	Jordan HARRIS	1:24.721	09:03:06.972	2	Kawasaki ZXR400L
157	Geoff MOOK	1:24.578	09:04:58.905	3	Yamaha TZR 250
117	Jordan HARRIS	1:24.247	09:05:55.956	4	Kawasaki ZXR400L
33	Carl JOHNSTONE	1:23.660	09:06:08.266	4	Yamaha FZR400RR
33	Carl JOHNSTONE	1:23.529	09:10:20.266	7	Yamaha FZR400RR
33	Carl JOHNSTONE	1:22.926	09:13:08.515	9	Yamaha FZR400RR

BMCRC - MRO Championships 2020 - Rnd 3 @ Donington Park National

EDlasia Formula 400 & Blue Haze 2-Stroke

QUALIFYING - STATISTICS

CLASS : S/R

1 Starters

Fastest Lap History

NO	NAME	LAP TIME	TIME OF DAY	LAP	VEHICLE
97	Nicholas TAIG	1:34.320	09:01:49.376	1	Honda VFR400 NC30
97	Nicholas TAIG	1:34.219	09:03:23.594	2	Honda VFR400 NC30
97	Nicholas TAIG	1:30.964	09:04:54.558	3	Honda VFR400 NC30
97	Nicholas TAIG	1:30.628	09:07:56.483	5	Honda VFR400 NC30
97	Nicholas TAIG	1:30.406	09:10:57.634	7	Honda VFR400 NC30

Weather / Track : Cloudy / Dry

Results can be found at www.tsl-timing.com

Page 7 of 7

Donington Park National
Circuit Length = 1.9790 miles
Start: 08:59 Flag 09:11 End: 09:13

Printed - 09:14 Saturday, 05 September 2020

BMCR - MRO Championships 2020 - Rnd 3 @ Donington Park National

DFDS Yamaha Past Masters & Chilton Motors 250 MZ

QUALIFYING - CLASSIFICATION

POS	NO	CL	PIC NAME	ENTRY	TIME	ON	LAPS	GAP	DIFF	MPH
1	24*		1 Scott CARSON	Yamaha TZR250 - B Grays Powerbiking,All Eng. Diamon	1:21.084	6	8			87.86
2	0		2 Paul TOLAND	Yamaha TZR250 -	1:21.630	7	9	0.546	0.546	87.27
3	7		3 Peter MOORE	Yamaha TZR250 - Station Garage , Isle of Man	1:21.654	8	8	0.570	0.024	87.25
4	11		4 Andrew BOWN	Yamaha TZR250 -	1:22.261	2	9	1.177	0.607	86.61
5	81		5 Scott GRANT	Yamaha TZR250 - Avbase Flight Group	1:22.265	2	8	1.181	0.004	86.60
6	19		6 Peter BRANTON	Yamaha TZR250 - Exactweld Racing	1:22.353	4	8	1.269	0.088	86.51
7	57		7 Geoff MOOK	Yamaha TZR250 -	1:22.449	4	8	1.365	0.096	86.41
8	3		8 Alan COOPER	Yamaha TZR250 - twistgrip motorcycles	1:23.295	7	8	2.211	0.846	85.53
9	15	C	1 Billy PERKINS	Yamaha TZR250 - T.w fuggle & son / Windsor food mach	1:23.527	5	8	2.443	0.232	85.29
10	27	C	2 Richard HAYWARD	Yamaha TZR250 - Gforce Motorcycles/Hazel Motors	1:23.994	2	6	2.910	0.467	84.82
11	70		9 Andrew BURSCOUGH	Yamaha YPVS 350 - Apollo/Merlin/Abbey/Martitanium	1:24.100	4	8	3.016	0.106	84.71
12	22*		10 Rik BALLERINI	Yamaha TZR 250 - SCLS LTD, GECKO RACING, DYMA	1:24.247	5	7	3.163	0.147	84.56
13	74		11 Paul WHITBY	Yamaha TZR250 - Greybridge Ltd	1:24.904	8	8	3.820	0.657	83.91
14	92		12 Derek CRIPPS	Yamaha TZR250 - Kelly Cripps	1:25.248	5	8	4.164	0.344	83.57
15	83	C	3 Paul GODBOLD	Yamaha TZR250 - Hill farm tree services	1:26.360	6	8	5.276	1.112	82.49
16	60	C	4 Daniel GOUGH	Yamaha TZR250 - G Force Motorcycles	1:27.095	5	5	6.011	0.735	81.80
17	228		13 Clive EMERSON	Yamaha RD350YPVS -	1:27.230	8	8	6.146	0.135	81.67
18	75		1 Peter WOODALL	MZ ETZ 250 - Core Projects Ltd	1:28.027	5	8	6.943	0.797	80.93
19	75		14 Steve HIGERTY	Yamaha TZR250 - Wave Racing Developments	1:28.227	8	8	7.143	0.200	80.75
20	18		15 Marc PRENTICE	Yamaha TZR250 - Hard graft ??	1:28.259	5	8	7.175	0.032	80.72
21	17*	R	1 Dan MILES	Yamaha TZR250 -	1:28.466	5	8	7.382	0.207	80.53
22	85		2 Andrew WALES	MZ ETZ 250 - Illuminated Design LTD	1:28.627	5	8	7.543	0.161	80.38
23	69		3 Alexander MANN	MZ ETZ 250 - HS RACING	1:28.661	8	8	7.577	0.034	80.35
24	72	C	5 Chris THAY	Yamaha TZR250 - Scell-it uk	1:28.914	5	7	7.830	0.253	80.12
25	26	R	2 Damian LEE	Yamaha TZR250 - Leed Autos	1:29.004	4	8	7.920	0.090	80.04
26	96		4 Chris KENT	MZ ETZ 250 - Buxton Powder Coating	1:29.451	8	8	8.367	0.447	79.64
27	9		5 Gary HOWLETT	MZ TS250 - HS Racing	1:29.672	4	7	8.588	0.221	79.45
28	44		6 Robert DESOY	MZ ETZ 250 - Eastern Garage Racing	1:29.780	2	2	8.696	0.108	79.35
29	51		16 Richard HOLDSWORTH	Yamaha TZR250 2MA - tintwise.com	1:30.255	7	8	9.171	0.475	78.93
30	32		7 John ASHMEAD	MZ ETZ 250 -	1:30.406	5	5	9.322	0.151	78.80
31	46		17 Kevin MARSHALL	Yamaha TZR250 -	1:30.981	4	8	9.897	0.575	78.30
32	69	C	6 Mark ELLERAY	Yamaha TZR250 - Abbot Solutions Ltd	1:31.016	7	7	9.932	0.035	78.27
33	53		18 Alan COATES	Yamaha TZR250 - Clarendon Motorcycles Hull	1:32.516	7	7	11.432	1.500	77.00
34	67	C	7 Mark BAILEY	Yamaha TZR250 - Gforce motorcycles	1:32.556	7	7	11.472	0.040	76.97
35	22		8 Simon FINCH	MZ ETZ250 - BlueCloud Projects Ltd	1:32.700	2	5	11.616	0.144	76.85
36	33	C	8 Kieran LEWIS	Yamaha TZR250 - Controls For Doors Ltd/ G Force Motor	1:33.248	2	7	12.164	0.548	76.40
37	100	R	3 John HAMILTON	Yamaha TZR250 - www.ypmrc.co.uk	1:33.432	7	7	12.348	0.184	76.25
38	36		9 Joe BALDRY	MZ ETZ 251 - Chilton Motors	1:33.744	6	7	12.660	0.312	76.00
39	87		19 Denise BUTTON	Yamaha TZR250 -	1:33.967	5	7	12.883	0.223	75.82
40	56		10 Russell TURNER	MZ ETZ 250 -	1:35.075	2	7	13.991	1.108	74.93
41	99		20 Paul FIRTH	Yamaha TZR250 2MA -	1:35.284	6	7	14.200	0.209	74.77
42	108		11 Ian KEEBLE	MZ ETZ 250 -	1:35.681	6	7	14.597	0.397	74.46
43	90		12 Steve PELLIS	MZ ETZ250 - LEC Group	1:36.020	7	8	14.936	0.339	74.19
44	46		13 Steve BRIGDEN	MZ ETZ 250 -	1:36.236	7	7	15.152	0.216	74.03
45	6		14 Paul ANSELL	MZ ETZ 250 -	1:38.012	2	7	16.928	1.776	72.69
46	42	C	9 Martin PEARSON	Yamaha TZR250 - Viking Inspection	1:39.266	6	7	18.182	1.254	71.77
47	73	R	4 Colvin TURNER	Yamaha TZR250 -	1:39.307	5	7	18.223	0.041	71.74
48	566		15 Michael WILBY	MZ ETZ 250 - Sziler UK	1:39.430	4	7	18.346	0.123	71.65
49	41	C	10 Paul BOWLING	Yamaha TDR -	1:39.453	6	7	18.369	0.023	71.63
50	59	C	11 Neil HESMAN	Yamaha RD350R - Farkham Hall	1:40.421	2	6	19.337	0.968	70.94
51	94		16 Simon BURCH	MZ ETZ 250 - Chilton Motors	1:41.463	3	7	20.379	1.042	70.21
52	3		17 Max MAUD	MZ ETZ 250 -	1:43.261	2	3	22.177	1.798	68.99
53	88	R	5 Ian O'FLAHERTY	Yamaha TZR250 -	1:47.343	2	2	26.259	4.082	66.37
54	93		18 Stephen KIRKWOOD	MZ ETZ 250 - Chilton Motors	1:49.183	5	6	28.099	1.840	65.25
55	67		19 Giles SPENCER	MZ ETZ 250 -			1			

* Bike 17 - Please fit a working transponder

* Bike 24 - Fastest lap removed - overtaking under yellow flag

* Bike 22 (YPM) - Poor signal from transponder. Please move to a more suitable location

Donington Park National
Circuit Length = 1.9790 miles
Start: 09:45 Flag 09:56 End: 09:58

Weather / Track : Cloudy / Dry

These results are provisional until the conclusion of any judicial and technical matters.

Clerk Of Course :	Steward :	Timekeeper :

Results can be found at www.tsl-timing.com

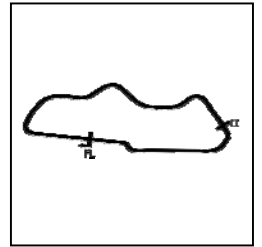
Printed - 09:58 Saturday, 05 September 2020



BMCRC - MRO Championships 2020 - Rnd 3 @ Donington Park National

DFDS Yamaha Past Masters & Chilton Motors 250 MZ

QUALIFYING - SECTOR ANALYSIS



SECTOR 1 = FL to I1, SECTOR 2 = I1 to FL, DIFF = Difference To Personal Best Lap, P = Crossed Finish Line in Pit Lane, D = Time Disallowed

P1 24		Scott CARSON		Yamaha TZR250 - B Grays Powerbiking, All Eng. Diamond Drillir			
IDEAL LAP TIME : 1:19.737		BEST LAP TIME : 1:21.084		DIFFERENCE : 1.347			
LAP	SECTOR 1	SECTOR 2	LAP TIME	MPH	DIFF	TIME OF DAY	
1 -	56.010	29.527	1:25.537	83.29	4.453	09:46:49.141	
2 -	52.701	29.291	1:21.992	86.89	0.908	09:48:11.133	
3 -	52.821	28.948	1:21.769	87.13	0.685	09:49:32.902	
4 -	52.269	29.116	1:21.385 (2)	87.54	0.301	09:50:54.287	
5 -	53.762	28.686	1:22.448	86.41	1.364	09:52:16.735	
6 -	52.425	28.659	1:21.084 (1)	87.86		09:53:37.819	
7 -	51.240	28.497	1:19.737 D	89.35		09:54:57.556	
8 -	51.995	29.722	1:21.717 (3)	87.18	0.633	09:56:19.273	

P2 0		Paul TOLAND		Yamaha TZR250 -			
IDEAL LAP TIME : 1:21.561		BEST LAP TIME : 1:21.630		DIFFERENCE : 0.069			
LAP	SECTOR 1	SECTOR 2	LAP TIME	MPH	DIFF	TIME OF DAY	
1 -	54.427	29.739	1:24.166	84.64	2.536	09:46:45.646	
2 -	53.626	29.182	1:22.808	86.03	1.178	09:48:08.454	
3 -	53.669	29.124	1:22.793	86.05	1.163	09:49:31.247	
4 -	53.681	29.197	1:22.878	85.96	1.248	09:50:54.125	
5 -	54.782	29.269	1:24.051	84.76	2.421	09:52:18.176	
6 -	53.308	29.101	1:22.409 (3)	86.45	0.779	09:53:40.585	
7 -	52.477	29.153	1:21.630 (1)	87.27		09:55:02.215	
8 -	52.575	29.084	1:21.659 (2)	87.24	0.029	09:56:23.874	
9 -	54.547	29.535	1:24.082	84.73	2.452	09:57:47.956	

P3 7		Peter MOORE		Yamaha TZR250 - Station Garage , Isle of Man			
IDEAL LAP TIME : 1:21.654		BEST LAP TIME : 1:21.654		DIFFERENCE : 0.000			
LAP	SECTOR 1	SECTOR 2	LAP TIME	MPH	DIFF	TIME OF DAY	
1 -	1:03.973	31.019	1:34.992	75.00	13.338	09:48:12.664	
2 -	58.764	30.996	1:29.760	79.37	8.106	09:49:42.424	
3 -	55.055	32.731	1:27.786	81.15	6.132	09:51:10.210	
4 -	56.501	31.430	1:27.931	81.02	6.277	09:52:38.141	
5 -	53.243	29.638	1:22.881 (2)	85.96	1.227	09:54:01.022	
6 -	59.658	29.981	1:29.639	79.48	7.985	09:55:30.661	
7 -	54.581	30.590	1:25.171 (3)	83.65	3.517	09:56:55.832	
8 -	52.836	28.818	1:21.654 (1)	87.25		09:58:17.486	

P4 11		Andrew BOWN		Yamaha TZR250 -			
IDEAL LAP TIME : 1:22.199		BEST LAP TIME : 1:22.261		DIFFERENCE : 0.062			
LAP	SECTOR 1	SECTOR 2	LAP TIME	MPH	DIFF	TIME OF DAY	
1 -	55.821	30.374	1:26.195	82.65	3.934	09:46:49.399	
2 -	52.796	29.465	1:22.261 (1)	86.61		09:48:11.660	
3 -	55.192	29.627	1:24.819	83.99	2.558	09:49:36.479	
4 -	53.998	29.634	1:23.632	85.19	1.371	09:51:00.111	
5 -	54.053	29.828	1:23.881	84.93	1.620	09:52:23.992	
6 -	55.196	29.403	1:24.599	84.21	2.338	09:53:48.591	
7 -	55.273	30.548	1:25.821	83.01	3.560	09:55:14.412	
8 -	53.505	29.729	1:23.234 (3)	85.59	0.973	09:56:37.646	
9 -	52.920	30.003	1:22.923 (2)	85.91	0.662	09:58:00.569	

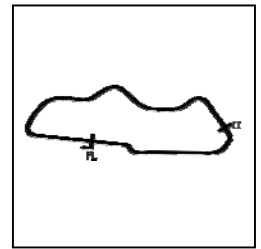
Weather / Track : Cloudy / Dry

Donington Park National
Circuit Length = 1.9790 miles
Start: 09:45 Flag 09:56 End: 09:58

BMCRC - MRO Championships 2020 - Rnd 3 @ Donington Park National

DFDS Yamaha Past Masters & Chilton Motors 250 MZ

QUALIFYING - SECTOR ANALYSIS



SECTOR 1 = FL to I1, SECTOR 2 = I1 to FL, DIFF = Difference To Personal Best Lap, P = Crossed Finish Line in Pit Lane, D = Time Disallowed

P5 81		Scott GRANT		Yamaha TZR250 - Avbase Flight Group			
IDEAL LAP TIME : 1:21.944		BEST LAP TIME : 1:22.265		DIFFERENCE : 0.321			
LAP	SECTOR 1	SECTOR 2	LAP TIME	MPH	DIFF	TIME OF DAY	
1 -	56.188	30.388	1:26.576	82.29	4.311	09:47:17.473	
2 -	52.997	29.268	1:22.265 (1)	86.60		09:48:39.738	
3 -	54.337	29.848	1:24.185	84.63	1.920	09:50:03.923	
4 -	52.997	29.398	1:22.395 (2)	86.46	0.130	09:51:26.318	
5 -	55.710	30.332	1:26.042	82.80	3.777	09:52:52.360	
6 -	52.676	29.817	1:22.493 (3)	86.36	0.228	09:54:14.853	
7 -	54.542	29.746	1:24.288	84.52	2.023	09:55:39.141	
8 -	55.513	30.405	1:25.918	82.92	3.653	09:57:05.059	

P6 19		Peter BRANTON		Yamaha TZR250 - Exactweld Racing			
IDEAL LAP TIME : 1:21.753		BEST LAP TIME : 1:22.353		DIFFERENCE : 0.600			
LAP	SECTOR 1	SECTOR 2	LAP TIME	MPH	DIFF	TIME OF DAY	
1 -	58.206	30.889	1:29.095	79.96	6.742	09:47:33.321	
2 -	55.157	29.129	1:24.286	84.52	1.933	09:48:57.607	
3 -	54.482	30.346	1:24.828	83.98	2.475	09:50:22.435	
4 -	53.481	28.872	1:22.353 (1)	86.51		09:51:44.788	
5 -	54.195	29.003	1:23.198	85.63	0.845	09:53:07.986	
6 -	53.721	29.192	1:22.913 (3)	85.92	0.560	09:54:30.899	
7 -	53.932	29.354	1:23.286	85.54	0.933	09:55:54.185	
8 -	52.881	29.954	1:22.835 (2)	86.01	0.482	09:57:17.020	

P7 57		Geoff MOOK		Yamaha TZR250 -			
IDEAL LAP TIME : 1:22.449		BEST LAP TIME : 1:22.449		DIFFERENCE : 0.000			
LAP	SECTOR 1	SECTOR 2	LAP TIME	MPH	DIFF	TIME OF DAY	
1 -	57.752	30.817	1:28.569	80.44	6.120	09:47:20.953	
2 -	54.157	30.033	1:24.190	84.62	1.741	09:48:45.143	
3 -	53.700	29.463	1:23.163 (2)	85.67	0.714	09:50:08.306	
4 -	53.144	29.305	1:22.449 (1)	86.41		09:51:30.755	
5 -	54.690	29.615	1:24.305	84.51	1.856	09:52:55.060	
6 -	54.214	29.782	1:23.996 (3)	84.82	1.547	09:54:19.056	
7 -	54.052	30.037	1:24.089	84.72	1.640	09:55:43.145	
8 -	55.024	30.089	1:25.113	83.70	2.664	09:57:08.258	

P8 3		Alan COOPER		Yamaha TZR250 - twistgrip motorcycles			
IDEAL LAP TIME : 1:23.024		BEST LAP TIME : 1:23.295		DIFFERENCE : 0.271			
LAP	SECTOR 1	SECTOR 2	LAP TIME	MPH	DIFF	TIME OF DAY	
1 -	58.079	30.623	1:28.702	80.32	5.407	09:47:33.598	
2 -	55.832	29.615	1:25.447	83.38	2.152	09:48:59.045	
3 -	54.729	29.533	1:24.262	84.55	0.967	09:50:23.307	
4 -	54.026	29.330	1:23.356 (2)	85.47	0.061	09:51:46.663	
5 -	54.805	29.138	1:23.943 (3)	84.87	0.648	09:53:10.606	
6 -	54.592	30.871	1:25.463	83.36	2.168	09:54:36.069	
7 -	53.886	29.409	1:23.295 (1)	85.53		09:55:59.364	
8 -	54.336	30.218	1:24.554	84.26	1.259	09:57:23.918	

Weather / Track : Cloudy / Dry

Donington Park National
 Circuit Length = 1.9790 miles
 Start: 09:45 Flag 09:56 End: 09:58

BMCRC - MRO Championships 2020 - Rnd 3 @ Donington Park National

DFDS Yamaha Past Masters & Chilton Motors 250 MZ

QUALIFYING - SECTOR ANALYSIS



SECTOR 1 = FL to I1, SECTOR 2 = I1 to FL, DIFF = Difference To Personal Best Lap, P = Crossed Finish Line in Pit Lane, D = Time Disallowed

P9 15 C		Billy PERKINS		Yamaha TZR250 - T.w fuggle & son / Windsor food machinery			
IDEAL LAP TIME : 1:23.527		BEST LAP TIME : 1:23.527		DIFFERENCE : 0.000			
LAP	SECTOR 1	SECTOR 2	LAP TIME	MPH	DIFF	TIME OF DAY	
1 -	57.692	30.277	1:27.969	80.99	4.442	09:47:33.966	
2 -	57.018	30.482	1:27.500	81.42	3.973	09:49:01.466	
3 -	56.189	29.893	1:26.082	82.76	2.555	09:50:27.548	
4 -	57.409	30.045	1:27.454	81.46	3.927	09:51:55.002	
5 -	53.994	29.533	1:23.527 (1)	85.29		09:53:18.529	
6 -	54.089	29.865	1:23.954 (2)	84.86	0.427	09:54:42.483	
7 -	54.414	30.003	1:24.417 (3)	84.39	0.890	09:56:06.900	
8 -	56.298	31.001	1:27.299	81.61	3.772	09:57:34.199	

P10 27 C		Richard HAYWARD		Yamaha TZR250 - Gforce Motorcycles/Hazel Motors			
IDEAL LAP TIME : 1:23.546		BEST LAP TIME : 1:23.994		DIFFERENCE : 0.448			
LAP	SECTOR 1	SECTOR 2	LAP TIME	MPH	DIFF	TIME OF DAY	
1 -	57.281	31.097	1:28.378	80.61	4.384	09:47:17.677	
2 -	54.122	29.872	1:23.994 (1)	84.82		09:48:41.671	
3 -	54.724	29.966	1:24.690 (3)	84.12	0.696	09:50:06.361	
4 -	54.343	29.764	1:24.107 (2)	84.70	0.113	09:51:30.468	
5 -	55.332	29.424	1:24.756	84.06	0.762	09:52:55.224	
6 -	54.495	IN PIT	1:54.153 P	62.41	30.159	09:54:49.377	

P11 70		Andrew BURSCOUGH		Yamaha YPVS 350 - Apollo/Merlin/Abbey/Martitanium			
IDEAL LAP TIME : 1:23.699		BEST LAP TIME : 1:24.100		DIFFERENCE : 0.401			
LAP	SECTOR 1	SECTOR 2	LAP TIME	MPH	DIFF	TIME OF DAY	
1 -	57.314	30.288	1:27.602	81.32	3.502	09:47:19.074	
2 -	55.618	29.987	1:25.605	83.22	1.505	09:48:44.679	
3 -	55.255	29.886	1:25.141 (3)	83.68	1.041	09:50:09.820	
4 -	54.600	29.500	1:24.100 (1)	84.71		09:51:33.920	
5 -	56.443	30.648	1:27.091	81.80	2.991	09:53:01.011	
6 -	56.758	30.396	1:27.154	81.74	3.054	09:54:28.165	
7 -	56.415	30.007	1:26.422	82.44	2.322	09:55:54.587	
8 -	54.199	30.372	1:24.571 (2)	84.24	0.471	09:57:19.158	

P12 22		Rik BALLERINI		Yamaha TZR 250 - SCLS LTD, GECKO RACING, DYMAG, HIG			
IDEAL LAP TIME : 1:24.001		BEST LAP TIME : 1:24.247		DIFFERENCE : 0.246			
LAP	SECTOR 1	SECTOR 2	LAP TIME	MPH	DIFF	TIME OF DAY	
1 -	56.062	29.907	1:25.969	82.87	1.722	09:49:02.207	
2 -	54.591	29.771	1:24.362 (2)	84.45	0.115	09:50:26.569	
3 -	56.181	30.722	1:26.903	81.98	2.656	09:51:53.472	
4 -	54.504	30.152	1:24.656 (3)	84.15	0.409	09:53:18.128	
5 -	54.230	30.017	1:24.247 (1)	84.56		09:54:42.375	
6 -	55.884	30.824	1:26.708	82.16	2.461	09:56:09.083	
7 -	55.857	31.314	1:27.171	81.73	2.924	09:57:36.254	

P13 74		Paul WHITBY		Yamaha TZR250 - Greybridge Ltd			
IDEAL LAP TIME : 1:23.753		BEST LAP TIME : 1:24.904		DIFFERENCE : 1.151			
LAP	SECTOR 1	SECTOR 2	LAP TIME	MPH	DIFF	TIME OF DAY	
1 -	59.070	32.171	1:31.241	78.08	6.337	09:47:24.641	
2 -	54.796	30.957	1:25.753	83.08	0.849	09:48:50.394	
3 -	55.043	30.416	1:25.459 (3)	83.36	0.555	09:50:15.853	
4 -	56.269	29.849	1:26.118	82.73	1.214	09:51:41.971	
5 -	55.180	30.395	1:25.575	83.25	0.671	09:53:07.546	
6 -	56.216	30.154	1:26.370	82.48	1.466	09:54:33.916	
7 -	53.904	31.070	1:24.974 (2)	83.84	0.070	09:55:58.890	
8 -	54.595	30.309	1:24.904 (1)	83.91		09:57:23.794	

Weather / Track : Cloudy / Dry

Donington Park National
Circuit Length = 1.9790 miles
Start: 09:45 Flag 09:56 End: 09:58

BMCRC - MRO Championships 2020 - Rnd 3 @ Donington Park National

DFDS Yamaha Past Masters & Chilton Motors 250 MZ

QUALIFYING - SECTOR ANALYSIS



SECTOR 1 = FL to I1, SECTOR 2 = I1 to FL, DIFF = Difference To Personal Best Lap, P = Crossed Finish Line in Pit Lane, D = Time Disallowed

P14 92		Derek CRIPPS		Yamaha TZR250 - Kelly Cripps			
IDEAL LAP TIME : 1:25.248		BEST LAP TIME : 1:25.248		DIFFERENCE : 0.000			
LAP	SECTOR 1	SECTOR 2	LAP TIME	MPH	DIFF	TIME OF DAY	
1 -	1:01.240	32.447	1:33.687	76.04	8.439	09:47:41.835	
2 -	56.270	30.818	1:27.088	81.80	1.840	09:49:08.923	
3 -	56.040	30.360	1:26.400 (2)	82.46	1.152	09:50:35.323	
4 -	56.580	30.640	1:27.220	81.68	1.972	09:52:02.543	
5 -	55.090	30.158	1:25.248 (1)	83.57		09:53:27.791	
6 -	56.500	30.195	1:26.695	82.18	1.447	09:54:54.486	
7 -	55.858	30.622	1:26.480 (3)	82.38	1.232	09:56:20.966	
8 -	56.134	31.341	1:27.475	81.44	2.227	09:57:48.441	

P15 83 C		Paul GODBOLD		Yamaha TZR250 - Hill farm tree services			
IDEAL LAP TIME : 1:26.357		BEST LAP TIME : 1:26.360		DIFFERENCE : 0.003			
LAP	SECTOR 1	SECTOR 2	LAP TIME	MPH	DIFF	TIME OF DAY	
1 -	58.811	30.965	1:29.776	79.36	3.416	09:47:21.366	
2 -	56.794	31.252	1:28.046	80.91	1.686	09:48:49.412	
3 -	57.025	30.730	1:27.755 (3)	81.18	1.395	09:50:17.167	
4 -	56.721	30.569	1:27.290 (2)	81.62	0.930	09:51:44.457	
5 -	58.455	31.145	1:29.600	79.51	3.240	09:53:14.057	
6 -	55.788	30.572	1:26.360 (1)	82.49		09:54:40.417	
7 -	56.587	31.780	1:28.367	80.62	2.007	09:56:08.784	
8 -	57.978	31.413	1:29.391	79.70	3.031	09:57:38.175	

P16 60 C		Daniel GOUGH		Yamaha TZR250 - G Force Motorcycles			
IDEAL LAP TIME : 1:27.018		BEST LAP TIME : 1:27.095		DIFFERENCE : 0.077			
LAP	SECTOR 1	SECTOR 2	LAP TIME	MPH	DIFF	TIME OF DAY	
1 -	59.597	31.529	1:31.126	78.18	4.031	09:47:36.419	
2 -	57.206	30.546	1:27.752 (3)	81.19	0.657	09:49:04.171	
3 -	58.707	30.887	1:29.594	79.52	2.499	09:50:33.765	
4 -	56.750	30.909	1:27.659 (2)	81.27	0.564	09:52:01.424	
5 -	56.827	30.268	1:27.095 (1)	81.80		09:53:28.519	

P17 228		Clive EMERSON		Yamaha RD350YPVS -			
IDEAL LAP TIME : 1:27.069		BEST LAP TIME : 1:27.230		DIFFERENCE : 0.161			
LAP	SECTOR 1	SECTOR 2	LAP TIME	MPH	DIFF	TIME OF DAY	
1 -	1:04.860	32.394	1:37.254	73.25	10.024	09:47:45.805	
2 -	58.691	31.820	1:30.511	78.71	3.281	09:49:16.316	
3 -	59.581	31.480	1:31.061	78.24	3.831	09:50:47.377	
4 -	58.164	31.369	1:29.533	79.57	2.303	09:52:16.910	
5 -	59.187	31.214	1:30.401	78.81	3.171	09:53:47.311	
6 -	57.806	30.827	1:28.633 (3)	80.38	1.403	09:55:15.944	
7 -	56.545	31.040	1:27.585 (2)	81.34	0.355	09:56:43.529	
8 -	56.242	30.988	1:27.230 (1)	81.67		09:58:10.759	

P18 75		Peter WOODALL		MZ ETZ 250 - Core Projects Ltd			
IDEAL LAP TIME : 1:28.027		BEST LAP TIME : 1:28.027		DIFFERENCE : 0.000			
LAP	SECTOR 1	SECTOR 2	LAP TIME	MPH	DIFF	TIME OF DAY	
1 -	1:01.818	33.313	1:35.131	74.89	7.104	09:47:29.524	
2 -	57.472	31.882	1:29.354	79.73	1.327	09:48:58.878	
3 -	57.232	31.592	1:28.824 (3)	80.21	0.797	09:50:27.702	
4 -	57.312	31.994	1:29.306	79.77	1.279	09:51:57.008	
5 -	56.489	31.538	1:28.027 (1)	80.93		09:53:25.035	
6 -	56.509	31.747	1:28.256 (2)	80.72	0.229	09:54:53.291	
7 -	58.166	32.599	1:30.765	78.49	2.738	09:56:24.056	
8 -	57.158	32.177	1:29.335	79.75	1.308	09:57:53.391	

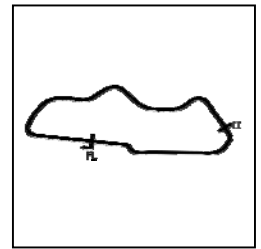
Weather / Track : Cloudy / Dry

Donington Park National
Circuit Length = 1.9790 miles
Start: 09:45 Flag 09:56 End: 09:58

BMCRC - MRO Championships 2020 - Rnd 3 @ Donington Park National

DFDS Yamaha Past Masters & Chilton Motors 250 MZ

QUALIFYING - SECTOR ANALYSIS



SECTOR 1 = FL to I1, SECTOR 2 = I1 to FL, DIFF = Difference To Personal Best Lap, P = Crossed Finish Line in Pit Lane, D = Time Disallowed

P19 75		Steve HIGERTY		Yamaha TZR250 - Wave Racing Developments			
IDEAL LAP TIME : 1:27.877		BEST LAP TIME : 1:28.227		DIFFERENCE : 0.350			
LAP	SECTOR 1	SECTOR 2	LAP TIME	MPH	DIFF	TIME OF DAY	
1 -	59.023	31.682	1:30.705	78.54	2.478	09:46:56.350	
2 -	57.102	31.722	1:28.824 (2)	80.21	0.597	09:48:25.174	
3 -	58.749	31.759	1:30.508	78.71	2.281	09:49:55.682	
4 -	58.248	31.822	1:30.070	79.10	1.843	09:51:25.752	
5 -	1:00.486	30.795	1:31.281	78.05	3.054	09:52:57.033	
6 -	57.791	31.808	1:29.599 (3)	79.51	1.372	09:54:26.632	
7 -	59.457	32.088	1:31.545	77.82	3.318	09:55:58.177	
8 -	57.082	31.145	1:28.227 (1)	80.75		09:57:26.404	

P20 18		Marc PRENTICE		Yamaha TZR250 - Hard graft ??			
IDEAL LAP TIME : 1:27.836		BEST LAP TIME : 1:28.259		DIFFERENCE : 0.423			
LAP	SECTOR 1	SECTOR 2	LAP TIME	MPH	DIFF	TIME OF DAY	
1 -	1:04.138	34.045	1:38.183	72.56	9.924	09:47:03.126	
2 -	1:02.467	32.562	1:35.029	74.97	6.770	09:48:38.155	
3 -	59.221	32.542	1:31.763	77.64	3.504	09:50:09.918	
4 -	58.224	31.673	1:29.897	79.25	1.638	09:51:39.815	
5 -	57.092	31.167	1:28.259 (1)	80.72		09:53:08.074	
6 -	56.894	31.399	1:28.293 (2)	80.69	0.034	09:54:36.367	
7 -	58.148	30.942	1:29.090	79.97	0.831	09:56:05.457	
8 -	57.680	31.147	1:28.827 (3)	80.20	0.568	09:57:34.284	

P21 17 R		Dan MILES		Yamaha TZR250 -			
IDEAL LAP TIME :		BEST LAP TIME : 1:28.466		DIFFERENCE :			
LAP	SECTOR 1	SECTOR 2	LAP TIME	MPH	DIFF	TIME OF DAY	
1 -			1:33.960	75.82	5.494	09:47:24.856	
2 -			1:29.210 (2)	79.86	0.744	09:48:54.066	
3 -			1:29.335 (3)	79.75	0.869	09:50:23.401	
4 -			1:30.160	79.02	1.694	09:51:53.561	
5 -			1:28.466 (1)	80.53		09:53:22.027	
6 -			1:30.700	78.55	2.234	09:54:52.727	
7 -			1:29.938	79.21	1.472	09:56:22.665	
8 -			1:29.618	79.50	1.152	09:57:52.283	

P22 85		Andrew WALES		MZ ETZ 250 - Illuminated Design LTD			
IDEAL LAP TIME : 1:28.627		BEST LAP TIME : 1:28.627		DIFFERENCE : 0.000			
LAP	SECTOR 1	SECTOR 2	LAP TIME	MPH	DIFF	TIME OF DAY	
1 -	58.638	32.574	1:31.212	78.11	2.585	09:47:23.751	
2 -	57.119	32.343	1:29.462 (2)	79.63	0.835	09:48:53.213	
3 -	57.581	33.008	1:30.589	78.64	1.962	09:50:23.802	
4 -	58.911	32.148	1:31.059	78.24	2.432	09:51:54.861	
5 -	56.940	31.687	1:28.627 (1)	80.38		09:53:23.488	
6 -	57.491	32.780	1:30.271	78.92	1.644	09:54:53.759	
7 -	57.820	32.055	1:29.875 (3)	79.27	1.248	09:56:23.634	
8 -	57.051	33.332	1:30.383	78.82	1.756	09:57:54.017	

BMCRC - MRO Championships 2020 - Rnd 3 @ Donington Park National

DFDS Yamaha Past Masters & Chilton Motors 250 MZ

QUALIFYING - SECTOR ANALYSIS



SECTOR 1 = FL to I1, SECTOR 2 = I1 to FL, DIFF = Difference To Personal Best Lap, P = Crossed Finish Line in Pit Lane, D = Time Disallowed

P23 69 Alexander MANN			MZ ETZ 250 - HS RACING			
IDEAL LAP TIME : 1:28.474		BEST LAP TIME : 1:28.661		DIFFERENCE : 0.187		
LAP	SECTOR 1	SECTOR 2	LAP TIME	MPH	DIFF	TIME OF DAY
1 -	1:02.578	33.710	1:36.288	73.99	7.627	09:47:43.092
2 -	59.183	33.543	1:32.726	76.83	4.065	09:49:15.818
3 -	1:02.500	32.887	1:35.387	74.69	6.726	09:50:51.205
4 -	59.479	32.898	1:32.377	77.12	3.716	09:52:23.582
5 -	58.652	32.381	1:31.033 (3)	78.26	2.372	09:53:54.615
6 -	57.669	31.624	1:29.293 (2)	79.78	0.632	09:55:23.908
7 -	58.539	32.666	1:31.205	78.11	2.544	09:56:55.113
8 -	56.850	31.811	1:28.661 (1)	80.35		09:58:23.774

P24 72 C Chris THAY			Yamaha TZR250 - Scell-it uk			
IDEAL LAP TIME : 1:28.722		BEST LAP TIME : 1:28.914		DIFFERENCE : 0.192		
LAP	SECTOR 1	SECTOR 2	LAP TIME	MPH	DIFF	TIME OF DAY
1 -	1:08.486	35.079	1:43.565	68.79	14.651	09:48:06.569
2 -	1:05.262	33.528	1:38.790	72.11	9.876	09:49:45.359
3 -	58.333	32.164	1:30.497 (3)	78.72	1.583	09:51:15.856
4 -	1:00.770	31.224	1:31.994	77.44	3.080	09:52:47.850
5 -	57.521	31.393	1:28.914 (1)	80.12		09:54:16.764
6 -	57.802	31.201	1:29.003 (2)	80.04	0.089	09:55:45.767
7 -	58.373	32.429	1:30.802	78.46	1.888	09:57:16.569

P25 26 R Damian LEE			Yamaha TZR250 - Leed Autos			
IDEAL LAP TIME : 1:28.956		BEST LAP TIME : 1:29.004		DIFFERENCE : 0.048		
LAP	SECTOR 1	SECTOR 2	LAP TIME	MPH	DIFF	TIME OF DAY
1 -	1:03.174	33.643	1:36.817	73.58	7.813	09:47:45.236
2 -	59.684	31.565	1:31.249	78.07	2.245	09:49:16.485
3 -	1:02.355	31.748	1:34.103	75.71	5.099	09:50:50.588
4 -	58.019	30.985	1:29.004 (1)	80.04		09:52:19.592
5 -	58.985	31.120	1:30.105	79.07	1.101	09:53:49.697
6 -	58.456	31.699	1:30.155	79.02	1.151	09:55:19.852
7 -	58.009	31.560	1:29.569 (3)	79.54	0.565	09:56:49.421
8 -	57.971	31.099	1:29.070 (2)	79.98	0.066	09:58:18.491

P26 96 Chris KENT			MZ ETZ 250 - Buxton Powder Coating			
IDEAL LAP TIME : 1:29.451		BEST LAP TIME : 1:29.451		DIFFERENCE : 0.000		
LAP	SECTOR 1	SECTOR 2	LAP TIME	MPH	DIFF	TIME OF DAY
1 -	1:02.471	34.573	1:37.044	73.41	7.593	09:47:04.088
2 -	58.359	32.480	1:30.839	78.43	1.388	09:48:34.927
3 -	59.418	32.113	1:31.531	77.83	2.080	09:50:06.458
4 -	58.140	32.957	1:31.097	78.20	1.646	09:51:37.555
5 -	58.268	32.392	1:30.660 (3)	78.58	1.209	09:53:08.215
6 -	58.023	32.363	1:30.386 (2)	78.82	0.935	09:54:38.601
7 -	59.479	41.807	1:41.286	70.34	11.835	09:56:19.887
8 -	57.850	31.601	1:29.451 (1)	79.64		09:57:49.338

P27 9 Gary HOWLETT			MZ TS250 - HS Racing			
IDEAL LAP TIME : 1:29.291		BEST LAP TIME : 1:29.672		DIFFERENCE : 0.381		
LAP	SECTOR 1	SECTOR 2	LAP TIME	MPH	DIFF	TIME OF DAY
1 -	1:00.229	33.415	1:33.644	76.08	3.972	09:47:10.833
2 -	58.844	32.472	1:31.316	78.02	1.644	09:48:42.149
3 -	58.690	32.959	1:31.649	77.73	1.977	09:50:13.798
4 -	57.877	31.795	1:29.672 (1)	79.45		09:51:43.470
5 -	58.342	31.647	1:29.989 (2)	79.17	0.317	09:53:13.459
6 -	57.644	32.573	1:30.217 (3)	78.97	0.545	09:54:43.676
7 -	58.212	33.390	1:31.602	77.77	1.930	09:56:15.278

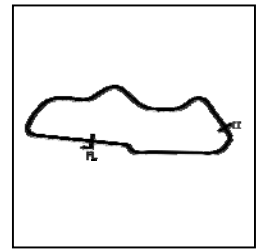
Weather / Track : Cloudy / Dry

Donington Park National
Circuit Length = 1.9790 miles
Start: 09:45 Flag 09:56 End: 09:58

BMCRC - MRO Championships 2020 - Rnd 3 @ Donington Park National

DFDS Yamaha Past Masters & Chilton Motors 250 MZ

QUALIFYING - SECTOR ANALYSIS



SECTOR 1 = FL to I1, SECTOR 2 = I1 to FL, DIFF = Difference To Personal Best Lap, P = Crossed Finish Line in Pit Lane, D = Time Disallowed

P28 44		Robert DESOY		MZ ETZ 250 - Eastern Garage Racing			
IDEAL LAP TIME : 1:29.780		BEST LAP TIME : 1:29.780		DIFFERENCE : 0.000			
LAP	SECTOR 1	SECTOR 2	LAP TIME	MPH	DIFF	TIME OF DAY	
1 -	1:00.552	33.211	1:33.763 (2)	75.98	3.983	09:47:25.537	
2 -	57.869	31.911	1:29.780 (1)	79.35		09:48:55.317	

P29 51		Richard HOLDSWORTH		Yamaha TZR250 2MA - tintwise.com			
IDEAL LAP TIME : 1:30.080		BEST LAP TIME : 1:30.255		DIFFERENCE : 0.175			
LAP	SECTOR 1	SECTOR 2	LAP TIME	MPH	DIFF	TIME OF DAY	
1 -	1:03.464	34.211	1:37.675	72.94	7.420	09:47:30.830	
2 -	1:00.243	32.851	1:33.094	76.53	2.839	09:49:03.924	
3 -	1:01.709	32.462	1:34.171	75.65	3.916	09:50:38.095	
4 -	1:00.644	33.084	1:33.728	76.01	3.473	09:52:11.823	
5 -	59.019	32.080	1:31.099 (3)	78.20	0.844	09:53:42.922	
6 -	59.419	32.312	1:31.731	77.66	1.476	09:55:14.653	
7 -	58.017	32.238	1:30.255 (1)	78.93		09:56:44.908	
8 -	58.461	32.063	1:30.524 (2)	78.70	0.269	09:58:15.432	

P30 32		John ASHMEAD		MZ ETZ 250 -			
IDEAL LAP TIME : 1:30.406		BEST LAP TIME : 1:30.406		DIFFERENCE : 0.000			
LAP	SECTOR 1	SECTOR 2	LAP TIME	MPH	DIFF	TIME OF DAY	
1 -	1:05.979	33.877	1:39.856	71.34	9.450	09:47:07.308	
2 -	59.737	32.940	1:32.677	76.87	2.271	09:48:39.985	
3 -	58.397	34.015	1:32.412 (3)	77.09	2.006	09:50:12.397	
4 -	59.120	32.500	1:31.620 (2)	77.76	1.214	09:51:44.017	
5 -	58.331	32.075	1:30.406 (1)	78.80		09:53:14.423	

P31 46		Kevin MARSHALL		Yamaha TZR250 -			
IDEAL LAP TIME : 1:30.957		BEST LAP TIME : 1:30.981		DIFFERENCE : 0.024			
LAP	SECTOR 1	SECTOR 2	LAP TIME	MPH	DIFF	TIME OF DAY	
1 -	1:00.371	32.885	1:33.256	76.39	2.275	09:46:56.407	
2 -	59.508	32.079	1:31.587	77.79	0.606	09:48:27.994	
3 -	59.628	31.951	1:31.579	77.79	0.598	09:49:59.573	
4 -	59.006	31.975	1:30.981 (1)	78.30		09:51:30.554	
5 -	59.431	32.059	1:31.490 (3)	77.87	0.509	09:53:02.044	
6 -	59.709	33.146	1:32.855	76.72	1.874	09:54:34.899	
7 -	59.084	32.191	1:31.275 (2)	78.05	0.294	09:56:06.174	
8 -	59.550	32.962	1:32.512	77.01	1.531	09:57:38.686	

P32 69 C		Mark ELLERAY		Yamaha TZR250 - Abbot Solutions Ltd			
IDEAL LAP TIME : 1:30.782		BEST LAP TIME : 1:31.016		DIFFERENCE : 0.234			
LAP	SECTOR 1	SECTOR 2	LAP TIME	MPH	DIFF	TIME OF DAY	
1 -	1:04.654	34.096	1:38.750	72.14	7.734	09:47:48.371	
2 -	1:01.044	33.836	1:34.880	75.09	3.864	09:49:23.251	
3 -	1:00.362	33.394	1:33.756 (3)	75.99	2.740	09:50:57.007	
4 -	1:01.402	32.586	1:33.988	75.80	2.972	09:52:30.995	
5 -	58.665	33.223	1:31.888 (2)	77.53	0.872	09:54:02.883	
6 -	1:02.403	32.251	1:34.654	75.27	3.638	09:55:37.537	
7 -	58.899	32.117	1:31.016 (1)	78.27		09:57:08.553	

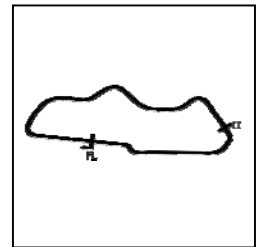
Weather / Track : Cloudy / Dry

Donington Park National
Circuit Length = 1.9790 miles
Start: 09:45 Flag 09:56 End: 09:58

BMCRC - MRO Championships 2020 - Rnd 3 @ Donington Park National

DFDS Yamaha Past Masters & Chilton Motors 250 MZ

QUALIFYING - SECTOR ANALYSIS



SECTOR 1 = FL to I1, SECTOR 2 = I1 to FL, DIFF = Difference To Personal Best Lap, P = Crossed Finish Line in Pit Lane, D = Time Disallowed

P33 53		Alan COATES		Yamaha TZR250 - Clarendon Motorcycles Hull			
IDEAL LAP TIME : 1:32.516		BEST LAP TIME : 1:32.516		DIFFERENCE : 0.000			
LAP	SECTOR 1	SECTOR 2	LAP TIME	MPH	DIFF	TIME OF DAY	
1 -	1:06.852	34.967	1:41.819	69.97	9.303	09:47:36.513	
2 -	1:03.189	34.577	1:37.766	72.87	5.250	09:49:14.279	
3 -	1:04.978	33.362	1:38.340	72.44	5.824	09:50:52.619	
4 -	1:01.076	32.898	1:33.974 (2)	75.81	1.458	09:52:26.593	
5 -	1:02.401	33.139	1:35.540 (3)	74.57	3.024	09:54:02.133	
6 -	1:02.861	33.394	1:36.255	74.01	3.739	09:55:38.388	
7 -	59.686	32.830	1:32.516 (1)	77.00		09:57:10.904	

P34 67 C		Mark BAILEY		Yamaha TZR250 - Gforce motorcycles			
IDEAL LAP TIME : 1:32.100		BEST LAP TIME : 1:32.556		DIFFERENCE : 0.456			
LAP	SECTOR 1	SECTOR 2	LAP TIME	MPH	DIFF	TIME OF DAY	
1 -	1:03.636	33.033	1:36.669	73.70	4.113	09:47:41.676	
2 -	1:00.371	32.975	1:33.346 (3)	76.32	0.790	09:49:15.022	
3 -	1:02.590	32.682	1:35.272	74.78	2.716	09:50:50.294	
4 -	1:00.088	32.885	1:32.973 (2)	76.63	0.417	09:52:23.267	
5 -	1:02.721	33.267	1:35.988	74.22	3.432	09:53:59.255	
6 -	1:03.081	32.152	1:35.233	74.81	2.677	09:55:34.488	
7 -	59.948	32.608	1:32.556 (1)	76.97		09:57:07.044	

P35 22		Simon FINCH		MZ ETZ250 - BlueCloud Projects Ltd			
IDEAL LAP TIME : 1:32.700		BEST LAP TIME : 1:32.700		DIFFERENCE : 0.000			
LAP	SECTOR 1	SECTOR 2	LAP TIME	MPH	DIFF	TIME OF DAY	
1 -	1:01.769	34.093	1:35.862 (3)	74.32	3.162	09:47:29.352	
2 -	59.354	33.346	1:32.700 (1)	76.85		09:49:02.052	
3 -	59.487	33.376	1:32.863 (2)	76.72	0.163	09:50:34.915	
4 -	1:02.395	38.183	1:40.578	70.83	7.878	09:52:15.493	
5 -	1:02.387	34.512	1:36.899	73.52	4.199	09:53:52.392	

P36 33 C		Kieran LEWIS		Yamaha TZR250 - Controls For Doors Ltd/ G Force Motorcycles			
IDEAL LAP TIME : 1:33.248		BEST LAP TIME : 1:33.248		DIFFERENCE : 0.000			
LAP	SECTOR 1	SECTOR 2	LAP TIME	MPH	DIFF	TIME OF DAY	
1 -	1:03.231	33.532	1:36.763	73.62	3.515	09:47:42.455	
2 -	1:00.421	32.827	1:33.248 (1)	76.40		09:49:15.703	
3 -	1:04.747	33.970	1:38.717	72.17	5.469	09:50:54.420	
4 -	1:00.845	32.916	1:33.761 (3)	75.98	0.513	09:52:28.181	
5 -	1:01.003	33.400	1:34.403	75.47	1.155	09:54:02.584	
6 -	1:03.061	33.633	1:36.694	73.68	3.446	09:55:39.278	
7 -	1:00.509	33.223	1:33.732 (2)	76.01	0.484	09:57:13.010	

P37 100 R		John HAMILTON		Yamaha TZR250 - www.ypmrc.co.uk			
IDEAL LAP TIME : 1:33.432		BEST LAP TIME : 1:33.432		DIFFERENCE : 0.000			
LAP	SECTOR 1	SECTOR 2	LAP TIME	MPH	DIFF	TIME OF DAY	
1 -	1:08.740	35.291	1:44.031	68.48	10.599	09:48:07.645	
2 -	1:04.882	35.231	1:40.113	71.16	6.681	09:49:47.758	
3 -	1:03.599	34.210	1:37.809	72.84	4.377	09:51:25.567	
4 -	1:02.163	33.374	1:35.537	74.57	2.105	09:53:01.104	
5 -	1:00.828	33.895	1:34.723 (2)	75.21	1.291	09:54:35.827	
6 -	1:01.054	33.940	1:34.994 (3)	75.00	1.562	09:56:10.821	
7 -	1:00.512	32.920	1:33.432 (1)	76.25		09:57:44.253	

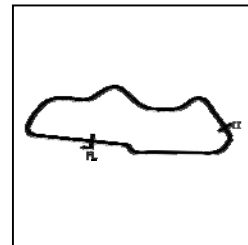
Weather / Track : Cloudy / Dry

Donington Park National
Circuit Length = 1.9790 miles
Start: 09:45 Flag 09:56 End: 09:58

BMCRC - MRO Championships 2020 - Rnd 3 @ Donington Park National

DFDS Yamaha Past Masters & Chilton Motors 250 MZ

QUALIFYING - SECTOR ANALYSIS



SECTOR 1 = FL to I1, SECTOR 2 = I1 to FL, DIFF = Difference To Personal Best Lap, P = Crossed Finish Line in Pit Lane, D = Time Disallowed

P38 36		Joe BALDRY		MZ ETZ 251 - Chilton Motors		
IDEAL LAP TIME : 1:33.259		BEST LAP TIME : 1:33.744		DIFFERENCE : 0.485		
LAP	SECTOR 1	SECTOR 2	LAP TIME	MPH	DIFF	TIME OF DAY
1 -	1:04.241	35.042	1:39.283	71.76	5.539	09:47:32.561
2 -	1:02.989	33.968	1:36.957	73.48	3.213	09:49:09.518
3 -	1:00.356	33.709	1:34.065 (3)	75.74	0.321	09:50:43.583
4 -	1:01.208	33.545	1:34.753	75.19	1.009	09:52:18.336
5 -	1:01.560	33.567	1:35.127	74.89	1.383	09:53:53.463
6 -	59.776	33.968	1:33.744 (1)	76.00		09:55:27.207
7 -	59.714	34.333	1:34.047 (2)	75.75	0.303	09:57:01.254

P39 87		Denise BUTTON		Yamaha TZR250 -		
IDEAL LAP TIME : 1:33.967		BEST LAP TIME : 1:33.967		DIFFERENCE : 0.000		
LAP	SECTOR 1	SECTOR 2	LAP TIME	MPH	DIFF	TIME OF DAY
1 -	1:06.615	34.419	1:41.034	70.51	7.067	09:48:04.739
2 -	1:01.714	33.400	1:35.114 (3)	74.90	1.147	09:49:39.853
3 -	1:01.982	33.527	1:35.509	74.59	1.542	09:51:15.362
4 -	1:03.724	33.383	1:37.107	73.36	3.140	09:52:52.469
5 -	1:00.815	33.152	1:33.967 (1)	75.82		09:54:26.436
6 -	1:01.528	33.768	1:35.296	74.76	1.329	09:56:01.732
7 -	1:01.264	33.169	1:34.433 (2)	75.44	0.466	09:57:36.165

P40 56		Russell TURNER		MZ ETZ 250 -		
IDEAL LAP TIME : 1:34.853		BEST LAP TIME : 1:35.075		DIFFERENCE : 0.222		
LAP	SECTOR 1	SECTOR 2	LAP TIME	MPH	DIFF	TIME OF DAY
1 -	1:06.052	34.642	1:40.694	70.75	5.619	09:48:01.236
2 -	1:01.518	33.557	1:35.075 (1)	74.93		09:49:36.311
3 -	1:02.330	33.747	1:36.077 (3)	74.15	1.002	09:51:12.388
4 -	1:03.875	33.459	1:37.334	73.19	2.259	09:52:49.722
5 -	1:03.075	34.984	1:38.059	72.65	2.984	09:54:27.781
6 -	1:01.394	33.936	1:35.330 (2)	74.73	0.255	09:56:03.111
7 -	1:02.056	34.940	1:36.996	73.45	1.921	09:57:40.107

P41 99		Paul FIRTH		Yamaha TZR250 2MA -		
IDEAL LAP TIME : 1:35.058		BEST LAP TIME : 1:35.284		DIFFERENCE : 0.226		
LAP	SECTOR 1	SECTOR 2	LAP TIME	MPH	DIFF	TIME OF DAY
1 -	1:06.849	36.366	1:43.215	69.02	7.931	09:48:05.987
2 -	1:05.195	36.019	1:41.214	70.39	5.930	09:49:47.201
3 -	1:03.229	34.596	1:37.825	72.83	2.541	09:51:25.026
4 -	1:02.222	34.038	1:36.260 (3)	74.01	0.976	09:53:01.286
5 -	1:02.900	34.713	1:37.613	72.98	2.329	09:54:38.899
6 -	1:01.034	34.250	1:35.284 (1)	74.77		09:56:14.183
7 -	1:02.133	34.024	1:36.157 (2)	74.09	0.873	09:57:50.340

P42 108		Ian KEEBLE		MZ ETZ 250 -		
IDEAL LAP TIME : 1:35.669		BEST LAP TIME : 1:35.681		DIFFERENCE : 0.012		
LAP	SECTOR 1	SECTOR 2	LAP TIME	MPH	DIFF	TIME OF DAY
1 -	1:09.618	37.739	1:47.357	66.36	11.676	09:47:13.638
2 -	1:05.263	36.051	1:41.314	70.32	5.633	09:48:54.952
3 -	1:03.578	35.087	1:38.665 (3)	72.21	2.984	09:50:33.617
4 -	1:06.252	35.135	1:41.387	70.27	5.706	09:52:15.004
5 -	1:04.546	34.365	1:38.911	72.03	3.230	09:53:53.915
6 -	1:01.304	34.377	1:35.681 (1)	74.46		09:55:29.596
7 -	1:01.917	35.624	1:37.541 (2)	73.04	1.860	09:57:07.137

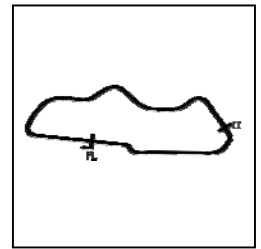
Weather / Track : Cloudy / Dry

Donington Park National
Circuit Length = 1.9790 miles
Start: 09:45 Flag 09:56 End: 09:58

BMCRC - MRO Championships 2020 - Rnd 3 @ Donington Park National

DFDS Yamaha Past Masters & Chilton Motors 250 MZ

QUALIFYING - SECTOR ANALYSIS



SECTOR 1 = FL to I1, SECTOR 2 = I1 to FL, DIFF = Difference To Personal Best Lap, P = Crossed Finish Line in Pit Lane, D = Time Disallowed

P43 90 Steve PELLIS			MZ ETZ250 - LEC Group			
IDEAL LAP TIME : 1:35.908		BEST LAP TIME : 1:36.020		DIFFERENCE : 0.112		
LAP	SECTOR 1	SECTOR 2	LAP TIME	MPH	DIFF	TIME OF DAY
1 -	1:07.357	37.000	1:44.357	68.27	8.337	09:47:11.583
2 -	1:02.517	34.411	1:36.928	73.50	0.908	09:48:48.511
3 -	1:02.385	34.782	1:37.167	73.32	1.147	09:50:25.678
4 -	1:04.882	35.698	1:40.580	70.83	4.560	09:52:06.258
5 -	1:03.503	34.165	1:37.668	72.94	1.648	09:53:43.926
6 -	1:02.474	33.943	1:36.417 (2)	73.89	0.397	09:55:20.343
7 -	1:01.965	34.055	1:36.020 (1)	74.19		09:56:56.363
8 -	1:02.015	34.594	1:36.609 (3)	73.74	0.589	09:58:32.972

P44 46 Steve BRIGDEN			MZ ETZ 250 -			
IDEAL LAP TIME : 1:36.236		BEST LAP TIME : 1:36.236		DIFFERENCE : 0.000		
LAP	SECTOR 1	SECTOR 2	LAP TIME	MPH	DIFF	TIME OF DAY
1 -	1:06.860	36.943	1:43.803	68.63	7.567	09:48:06.969
2 -	1:03.430	35.158	1:38.588	72.26	2.352	09:49:45.557
3 -	1:02.705	35.230	1:37.935	72.74	1.699	09:51:23.492
4 -	1:02.848	35.521	1:38.369	72.42	2.133	09:53:01.861
5 -	1:02.715	34.969	1:37.684 (3)	72.93	1.448	09:54:39.545
6 -	1:02.289	34.958	1:37.247 (2)	73.26	1.011	09:56:16.792
7 -	1:02.146	34.090	1:36.236 (1)	74.03		09:57:53.028

P45 6 Paul ANSELL			MZ ETZ 250 -			
IDEAL LAP TIME : 1:37.371		BEST LAP TIME : 1:38.012		DIFFERENCE : 0.641		
LAP	SECTOR 1	SECTOR 2	LAP TIME	MPH	DIFF	TIME OF DAY
1 -	1:08.580	36.203	1:44.783	67.99	6.771	09:47:23.875
2 -	1:02.596	35.416	1:38.012 (1)	72.69		09:49:01.887
3 -	1:03.302	34.775	1:38.077 (2)	72.64	0.065	09:50:39.964
4 -	1:04.851	34.934	1:39.785	71.39	1.773	09:52:19.749
5 -	1:02.795	35.509	1:38.304 (3)	72.47	0.292	09:53:58.053
6 -	1:05.803	35.696	1:41.499	70.19	3.487	09:55:39.552
7 -	1:03.570	36.922	1:40.492	70.89	2.480	09:57:20.044

P46 42 C Martin PEARSON			Yamaha TZR250 - Viking Inspection			
IDEAL LAP TIME : 1:39.266		BEST LAP TIME : 1:39.266		DIFFERENCE : 0.000		
LAP	SECTOR 1	SECTOR 2	LAP TIME	MPH	DIFF	TIME OF DAY
1 -	1:11.190	36.689	1:47.879	66.04	8.613	09:47:12.652
2 -	1:06.023	34.936	1:40.959 (3)	70.56	1.693	09:48:53.611
3 -	1:06.124	34.328	1:40.452 (2)	70.92	1.186	09:50:34.063
4 -	1:06.667	34.419	1:41.086	70.48	1.820	09:52:15.149
5 -	1:06.835	35.408	1:42.243	69.68	2.977	09:53:57.392
6 -	1:05.345	33.921	1:39.266 (1)	71.77		09:55:36.658
7 -	1:07.280	35.814	1:43.094	69.10	3.828	09:57:19.752

P47 73 R Colvin TURNER			Yamaha TZR250 -			
IDEAL LAP TIME : 1:39.134		BEST LAP TIME : 1:39.307		DIFFERENCE : 0.173		
LAP	SECTOR 1	SECTOR 2	LAP TIME	MPH	DIFF	TIME OF DAY
1 -	1:06.774	35.682	1:42.456	69.53	3.149	09:47:49.381
2 -	1:04.533	35.163	1:39.696 (3)	71.46	0.389	09:49:29.077
3 -	1:05.079	35.835	1:40.914	70.60	1.607	09:51:09.991
4 -	1:07.171	35.008	1:42.179	69.72	2.872	09:52:52.170
5 -	1:04.256	35.051	1:39.307 (1)	71.74		09:54:31.477
6 -	1:05.356	35.240	1:40.596	70.82	1.289	09:56:12.073
7 -	1:04.126	35.209	1:39.335 (2)	71.72	0.028	09:57:51.408

Weather / Track : Cloudy / Dry

Donington Park National
Circuit Length = 1.9790 miles
Start: 09:45 Flag 09:56 End: 09:58

BMCRC - MRO Championships 2020 - Rnd 3 @ Donington Park National

DFDS Yamaha Past Masters & Chilton Motors 250 MZ

QUALIFYING - SECTOR ANALYSIS



SECTOR 1 = FL to I1, SECTOR 2 = I1 to FL, DIFF = Difference To Personal Best Lap, P = Crossed Finish Line in Pit Lane, D = Time Disallowed

P48 566		Michael WILBY		MZ ETZ 250 - Sziler UK		
IDEAL LAP TIME : 1:38.029		BEST LAP TIME : 1:39.430		DIFFERENCE : 1.401		
LAP	SECTOR 1	SECTOR 2	LAP TIME	MPH	DIFF	TIME OF DAY
1 -	1:06.611	36.573	1:43.184	69.04	3.754	09:47:21.833
2 -	1:04.016	35.888	1:39.904 (3)	71.31	0.474	09:49:01.737
3 -	1:04.001	35.646	1:39.647 (2)	71.49	0.217	09:50:41.384
4 -	1:04.466	34.964	1:39.430 (1)	71.65		09:52:20.814
5 -	1:04.710	35.927	1:40.637	70.79	1.207	09:54:01.451
6 -	1:07.006	35.414	1:42.420	69.56	2.990	09:55:43.871
7 -	1:03.065	38.745	1:41.810	69.97	2.380	09:57:25.681

P49 41 C		Paul BOWLING		Yamaha TDR -		
IDEAL LAP TIME : 1:39.346		BEST LAP TIME : 1:39.453		DIFFERENCE : 0.107		
LAP	SECTOR 1	SECTOR 2	LAP TIME	MPH	DIFF	TIME OF DAY
1 -	1:10.255	37.107	1:47.362	66.36	7.909	09:47:28.034
2 -	1:08.092	35.746	1:43.838	68.61	4.385	09:49:11.872
3 -	1:08.666	36.202	1:44.868	67.93	5.415	09:50:56.740
4 -	1:06.526	34.961	1:41.487 (3)	70.20	2.034	09:52:38.227
5 -	1:05.641	35.298	1:40.939 (2)	70.58	1.486	09:54:19.166
6 -	1:04.385	35.068	1:39.453 (1)	71.63		09:55:58.619
7 -	1:09.749	37.135	1:46.884	66.65	7.431	09:57:45.503

P50 59 C		Neil HESMAN		Yamaha RD350R - Farkham Hall		
IDEAL LAP TIME : 1:39.669		BEST LAP TIME : 1:40.421		DIFFERENCE : 0.752		
LAP	SECTOR 1	SECTOR 2	LAP TIME	MPH	DIFF	TIME OF DAY
1 -	1:07.907	34.960	1:42.867 (3)	69.26	2.446	09:47:50.511
2 -	1:04.709	35.712	1:40.421 (1)	70.94		09:49:30.932
3 -	1:05.385	35.724	1:41.109 (2)	70.46	0.688	09:51:12.041
4 -	1:07.473	35.858	1:43.331	68.94	2.910	09:52:55.372
5 -	1:06.009	38.067	1:44.076	68.45	3.655	09:54:39.448
6 -	1:09.537	IN PIT	1:54.578 P	62.18	14.157	09:56:34.026

P51 94		Simon BURCH		MZ ETZ 250 - Chilton Motors		
IDEAL LAP TIME : 1:41.048		BEST LAP TIME : 1:41.463		DIFFERENCE : 0.415		
LAP	SECTOR 1	SECTOR 2	LAP TIME	MPH	DIFF	TIME OF DAY
1 -	1:09.847	37.779	1:47.626	66.19	6.163	09:47:29.259
2 -	1:07.187	36.242	1:43.429	68.88	1.966	09:49:12.688
3 -	1:05.121	36.342	1:41.463 (1)	70.21		09:50:54.151
4 -	1:05.614	36.261	1:41.875 (3)	69.93	0.412	09:52:36.026
5 -	1:06.421	38.408	1:44.829	67.96	3.366	09:54:20.855
6 -	1:06.532	37.162	1:43.694	68.70	2.231	09:56:04.549
7 -	1:05.589	35.927	1:41.516 (2)	70.18	0.053	09:57:46.065

P52 3		Max MAUD		MZ ETZ 250 -		
IDEAL LAP TIME : 1:43.261		BEST LAP TIME : 1:43.261		DIFFERENCE : 0.000		
LAP	SECTOR 1	SECTOR 2	LAP TIME	MPH	DIFF	TIME OF DAY
1 -	1:11.148	38.493	1:49.641 (3)	64.98	6.380	09:47:46.079
2 -	1:06.109	37.152	1:43.261 (1)	68.99		09:49:29.340
3 -	1:07.597	38.096	1:45.693 (2)	67.40	2.432	09:51:15.033

P53 88 R		Ian O'FLAHERTY		Yamaha TZR250 -		
IDEAL LAP TIME : 1:46.253		BEST LAP TIME : 1:47.343		DIFFERENCE : 1.090		
LAP	SECTOR 1	SECTOR 2	LAP TIME	MPH	DIFF	TIME OF DAY
1 -	1:13.139	37.215	1:50.354 (2)	64.56	3.011	09:48:15.765
2 -	1:09.038	38.305	1:47.343 (1)	66.37		09:50:03.108

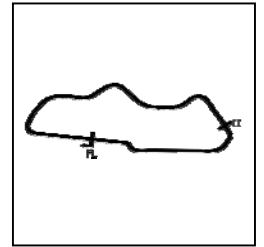
Weather / Track : Cloudy / Dry

Donington Park National
Circuit Length = 1.9790 miles
Start: 09:45 Flag 09:56 End: 09:58

BMCRC - MRO Championships 2020 - Rnd 3 @ Donington Park National

DFDS Yamaha Past Masters & Chilton Motors 250 MZ

QUALIFYING - SECTOR ANALYSIS



SECTOR 1 = FL to I1, SECTOR 2 = I1 to FL, DIFF = Difference To Personal Best Lap, P = Crossed Finish Line in Pit Lane, D = Time Disallowed

P54 93		Stephen KIRKWOOD		MZ ETZ 250 - Chilton Motors		
IDEAL LAP TIME : 1:46.937		BEST LAP TIME : 1:49.183		DIFFERENCE : 2.246		
LAP	SECTOR 1	SECTOR 2	LAP TIME	MPH	DIFF	TIME OF DAY
1 -	1:16.928	38.583	1:55.511	61.67	6.328	09:48:21.203
2 -	1:15.047	40.707	1:55.754	61.54	6.571	09:50:16.957
3 -	1:13.797	39.784	1:53.581	62.72	4.398	09:52:10.538
4 -	1:08.969	40.624	1:49.593 (2)	65.01	0.410	09:54:00.131
5 -	1:11.215	37.968	1:49.183 (1)	65.25		09:55:49.314
6 -	1:10.707	40.189	1:50.896 (3)	64.24	1.713	09:57:40.210

P55 67		Giles SPENCER		MZ ETZ 250 -		
IDEAL LAP TIME :		BEST LAP TIME :		DIFFERENCE :		
LAP	SECTOR 1	SECTOR 2	LAP TIME	MPH	DIFF	TIME OF DAY
1 -	OUTLAP	48.666	2:25.705	48.89		09:50:27.842

BMCRC - MRO Championships 2020 - Rnd 3 @ Donington Park National

DFDS Yamaha Past Masters & Chilton Motors 250 MZ

QUALIFYING - BEST SECTORS

SECTOR 1			SECTOR 2			IDEAL / BEST COMPARISON						
POS	NO	NAME	TIME	NO	NAME	TIME	POS	NO	NAME	IDEAL	BEST	DIFF
									PERFECT LAP	1:19.737		
1	24	CARSON	51.240	24	CARSON	28.497	1	24	CARSON	1:19.737	1:21.084	1.347
2	0	TOLAND	52.477	7	MOORE	28.818	2	0	TOLAND	1:21.561	1:21.630	0.069
3	81	GRANT	52.676	19	BRANTON	28.872	3	7	MOORE	1:21.654	1:21.654	0.000
4	11	BOWN	52.796	0	TOLAND	29.084	4	19	BRANTON	1:21.753	1:22.353	0.600
5	7	MOORE	52.836	3	COOPER	29.138	5	81	GRANT	1:21.944	1:22.265	0.321
6	19	BRANTON	52.881	81	GRANT	29.268	6	11	BOWN	1:22.199	1:22.261	0.062
7	57	MOOK	53.144	57	MOOK	29.305	7	57	MOOK	1:22.449	1:22.449	0.000
8	3	COOPER	53.886	11	BOWN	29.403	8	3	COOPER	1:23.024	1:23.295	0.271
9	74	WHITBY	53.904	27	HAYWARD	29.424	9	15	PERKINS	1:23.527	1:23.527	0.000
10	15	PERKINS	53.994	70	BURSCOUGH	29.500	10	27	HAYWARD	1:23.546	1:23.994	0.448
11	27	HAYWARD	54.122	15	PERKINS	29.533	11	70	BURSCOUGH	1:23.699	1:24.100	0.401
12	70	BURSCOUGH	54.199	22	BALLERINI	29.771	12	74	WHITBY	1:23.753	1:24.904	1.151
13	22	BALLERINI	54.230	74	WHITBY	29.849	13	22	BALLERINI	1:24.001	1:24.247	0.246
14	92	CRIPPS	55.090	92	CRIPPS	30.158	14	92	CRIPPS	1:25.248	1:25.248	0.000
15	83	GODBOLD	55.788	60	GOUGH	30.268	15	83	GODBOLD	1:26.357	1:26.360	0.003
16	228	EMERSON	56.242	83	GODBOLD	30.569	16	60	GOUGH	1:27.018	1:27.095	0.077
17	75	WOODALL	56.489	75	HIGERTY	30.795	17	228	EMERSON	1:27.069	1:27.230	0.161
18	60	GOUGH	56.750	228	EMERSON	30.827	18	18	PRENTICE	1:27.836	1:28.259	0.423
19	69	MANN	56.850	18	PRENTICE	30.942	19	75	HIGERTY	1:27.877	1:28.227	0.350
20	18	PRENTICE	56.894	26	LEE	30.985	20	75	WOODALL	1:28.027	1:28.027	0.000
21	85	WALES	56.940	72	THAY	31.201	21	69	MANN	1:28.474	1:28.661	0.187
22	75	HIGERTY	57.082	75	WOODALL	31.538	22	85	WALES	1:28.627	1:28.627	0.000
23	72	THAY	57.521	96	KENT	31.601	23	72	THAY	1:28.722	1:28.914	0.192
24	9	HOWLETT	57.644	69	MANN	31.624	24	26	LEE	1:28.956	1:29.004	0.048
25	96	KENT	57.850	9	HOWLETT	31.647	25	9	HOWLETT	1:29.291	1:29.672	0.381
26	44	DESSOY	57.869	85	WALES	31.687	26	96	KENT	1:29.451	1:29.451	0.000
27	26	LEE	57.971	44	DESSOY	31.911	27	44	DESSOY	1:29.780	1:29.780	0.000
28	51	HOLDSWORTH	58.017	46	MARSHALL	31.951	28	51	HOLDSWORTH	1:30.080	1:30.255	0.175
29	32	ASHMEAD	58.331	51	HOLDSWORTH	32.063	29	32	ASHMEAD	1:30.406	1:30.406	0.000
30	69	ELLERAY	58.665	32	ASHMEAD	32.075	30	69	ELLERAY	1:30.782	1:31.016	0.234
31	46	MARSHALL	59.006	69	ELLERAY	32.117	31	46	MARSHALL	1:30.957	1:30.981	0.024
32	22	FINCH	59.354	67	BAILEY	32.152	32	67	BAILEY	1:32.100	1:32.556	0.456
33	53	COATES	59.686	33	LEWIS	32.827	33	53	COATES	1:32.516	1:32.516	0.000
34	36	BALDRY	59.714	53	COATES	32.830	34	22	FINCH	1:32.700	1:32.700	0.000
35	67	BAILEY	59.948	100	HAMILTON	32.920	35	33	LEWIS	1:33.248	1:33.248	0.000
36	33	LEWIS	1:00.421	87	BUTTON	33.152	36	36	BALDRY	1:33.259	1:33.744	0.485
37	100	HAMILTON	1:00.512	22	FINCH	33.346	37	100	HAMILTON	1:33.432	1:33.432	0.000
38	87	BUTTON	1:00.815	56	TURNER	33.459	38	87	BUTTON	1:33.967	1:33.967	0.000
39	99	FIRTH	1:01.034	36	BALDRY	33.545	39	56	TURNER	1:34.853	1:35.075	0.222
40	108	KEEBLE	1:01.304	42	PEARSON	33.921	40	99	FIRTH	1:35.058	1:35.284	0.226
41	56	TURNER	1:01.394	90	PELLS	33.943	41	108	KEEBLE	1:35.669	1:35.681	0.012
42	90	PELLS	1:01.965	99	FIRTH	34.024	42	90	PELLS	1:35.908	1:36.020	0.112
43	46	BRIGDEN	1:02.146	46	BRIGDEN	34.090	43	46	BRIGDEN	1:36.236	1:36.236	0.000
44	6	ANSELL	1:02.596	108	KEEBLE	34.365	44	6	ANSELL	1:37.371	1:38.012	0.641
45	566	WILBY	1:03.065	6	ANSELL	34.775	45	566	WILBY	1:38.029	1:39.430	1.401
46	73	TURNER	1:04.126	59	HESMAN	34.960	46	73	TURNER	1:39.134	1:39.307	0.173
47	41	BOWLING	1:04.385	41	BOWLING	34.961	47	42	PEARSON	1:39.266	1:39.266	0.000
48	59	HESMAN	1:04.709	566	WILBY	34.964	48	41	BOWLING	1:39.346	1:39.453	0.107
49	94	BURCH	1:05.121	73	TURNER	35.008	49	59	HESMAN	1:39.669	1:40.421	0.752
50	42	PEARSON	1:05.345	94	BURCH	35.927	50	94	BURCH	1:41.048	1:41.463	0.415
51	3	MAUD	1:06.109	3	MAUD	37.152	51	3	MAUD	1:43.261	1:43.261	0.000
52	93	KIRKWOOD	1:08.969	88	O'FLAHERTY	37.215	52	88	O'FLAHERTY	1:46.253	1:47.343	1.090
53	88	O'FLAHERTY	1:09.038	93	KIRKWOOD	37.968	53	93	KIRKWOOD	1:46.937	1:49.183	2.246
54				67	SPENCER	48.666	54	17	MILES		1:28.466	
55							55	67	SPENCER			

Weather / Track : Cloudy / Dry

Results can be found at www.tsl-timing.com

Donington Park National
Circuit Length = 1.9790 miles
Start: 09:45 Flag 09:56 End: 09:58

Printed - 09:59 Saturday, 05 September 2020

BMCRC - MRO Championships 2020 - Rnd 3 @ Donington Park National

DFDS Yamaha Past Masters & Chilton Motors 250 MZ

QUALIFYING - STATISTICS

Competitors Started 55
Planned Start 2020-09-05 @ 09:51:00.000
Actual Start 2020-09-05 @ 09:45:13.434
Finish Time 2020-09-05 @ 09:56:57.912
Track Length 1.9790mi.
Total Laps 383
Total Distance Covered 757.9827mi.

Session Fastest Lap History

NO	CL	NAME	LAP TIME	TIME OF DAY	LAP	VEHICLE
0		Paul TOLAND	1:24.166	09:46:45.663	1	Yamaha TZR250
0		Paul TOLAND	1:22.808	09:48:08.468	2	Yamaha TZR250
24		Scott CARSON	1:21.992	09:48:11.135	2	Yamaha TZR250
24		Scott CARSON	1:21.769	09:49:32.900	3	Yamaha TZR250
24		Scott CARSON	1:21.385	09:50:54.284	4	Yamaha TZR250
24		Scott CARSON	1:21.084	09:53:37.819	6	Yamaha TZR250

Flag History

TYPE	TIME OF DAY
GREEN	09:45:13.434
FINISH	09:56:57.912

Flag Statistics

TYPE	COUNT	TOTAL LAPS	TOTAL TIME
Green	1	9	13:30.569
Red	0	0	0.000
Safety Car	0	0	0.000
FCY	0	0	0.000

BMCRC - MRO Championships 2020 - Rnd 3 @ Donington Park National

DFDS Yamaha Past Masters & Chilton Motors 250 MZ

QUALIFYING - STATISTICS

CLASS :

20 Starters

Fastest Lap History

NO	NAME	LAP TIME	TIME OF DAY	LAP	VEHICLE
0	Paul TOLAND	1:24.166	09:46:45.663	1	Yamaha TZR250
0	Paul TOLAND	1:22.808	09:48:08.468	2	Yamaha TZR250
24	Scott CARSON	1:21.992	09:48:11.135	2	Yamaha TZR250
24	Scott CARSON	1:21.769	09:49:32.900	3	Yamaha TZR250
24	Scott CARSON	1:21.385	09:50:54.284	4	Yamaha TZR250
24	Scott CARSON	1:21.084	09:53:37.819	6	Yamaha TZR250

Weather / Track : Cloudy / Dry

Results can be found at www.tsl-timing.com

Page 2 of 5

Donington Park National
Circuit Length = 1.9790 miles
Start: 09:45 Flag 09:56 End: 09:58

Printed - 09:59 Saturday, 05 September 2020

BMCRC - MRO Championships 2020 - Rnd 3 @ Donington Park National

DFDS Yamaha Past Masters & Chilton Motors 250 MZ

QUALIFYING - STATISTICS

CLASS : C

11 Starters

Fastest Lap History

NO	NAME	LAP TIME	TIME OF DAY	LAP	VEHICLE
42	Martin PEARSON	1:47.879	09:47:12.655	1	Yamaha TZR250
27	Richard HAYWARD	1:28.378	09:47:17.695	1	Yamaha TZR250
15	Billy PERKINS	1:27.969	09:47:33.974	1	Yamaha TZR250
27	Richard HAYWARD	1:23.994	09:48:41.688	2	Yamaha TZR250
15	Billy PERKINS	1:23.527	09:53:18.537	5	Yamaha TZR250

BMCRC - MRO Championships 2020 - Rnd 3 @ Donington Park National

DFDS Yamaha Past Masters & Chilton Motors 250 MZ

QUALIFYING - STATISTICS

CLASS : R

5 Starters

Fastest Lap History

NO	NAME	LAP TIME	TIME OF DAY	LAP	VEHICLE
17	Dan MILES	1:33.960	09:47:24.856	1	Yamaha TZR250
17	Dan MILES	1:29.210	09:48:54.066	2	Yamaha TZR250
26	Damian LEE	1:29.004	09:52:19.595	4	Yamaha TZR250
17	Dan MILES	1:28.466	09:53:22.027	5	Yamaha TZR250

BMCRC - MRO Championships 2020 - Rnd 3 @ Donington Park National

DFDS Yamaha Past Masters & Chilton Motors 250 MZ

QUALIFYING - STATISTICS

CLASS :

19 Starters

Fastest Lap History

NO	NAME	LAP TIME	TIME OF DAY	LAP	VEHICLE
96	Chris KENT	1:37.044	09:47:04.092	1	MZ ETZ 250
9	Gary HOWLETT	1:33.644	09:47:10.854	1	MZ TS250
85	Andrew WALES	1:31.212	09:47:23.774	1	MZ ETZ 250
96	Chris KENT	1:30.839	09:48:34.931	2	MZ ETZ 250
85	Andrew WALES	1:29.462	09:48:53.236	2	MZ ETZ 250
75	Peter WOODALL	1:29.354	09:48:58.877	2	MZ ETZ 250
75	Peter WOODALL	1:28.824	09:50:27.700	3	MZ ETZ 250
85	Andrew WALES	1:28.627	09:53:23.511	5	MZ ETZ 250
75	Peter WOODALL	1:28.027	09:53:25.034	5	MZ ETZ 250

Weather / Track : Cloudy / Dry

Results can be found at www.tsl-timing.com

Page 5 of 5

Donington Park National
Circuit Length = 1.9790 miles
Start: 09:45 Flag 09:56 End: 09:58

Printed - 09:59 Saturday, 05 September 2020



BMCRC - MRO Championships 2020 - Rnd 3 @ Donington Park National

Chilton Motors 250 MZ & G-Force Blue Haze GPF



RACE 1 - GRID (8 Laps)

ROW 12	36		35	228 Clive EMERSON	34	145 Antony PERRETT	
ROW 11		33	33 Kieran LEWIS	32	167 Mark BAILEY	31	175 Steve HIGERTY
ROW 10	30	83 Paul GODBOLD	29	60 Daniel GOUGH	28	70 Andrew BURSCOUGH	
ROW 9		27	7 Peter MOORE	26	27 Richard HAYWARD	25	0 Paul TOLAND
ROW 8	24		23		22		
ROW 7		21		20	38 Chris PETTET	19	67 Giles SPENCER
ROW 6	18	93 Stephen KIRKWOOD 1:49.183	17	3 Max MAUD 1:43.261	16	94 Simon BURCH 1:41.463	
ROW 5		15	566 Michael WILBY 1:39.430	14	6 Paul ANSELL 1:38.012	13	46 Steve BRIGDEN 1:36.236
ROW 4	12	90 Steve PELLIS 1:36.020	11	108 Ian KEEBLE 1:35.681	10	56 Russell TURNER 1:35.075	
ROW 3		9	36 Joe BALDRY 1:33.744	8	22 Simon FINCH 1:32.700	7	32 John ASHMEAD 1:30.406
ROW 2	6	44 Robert DESSOY 1:29.780	5	9 Gary HOWLETT 1:29.672	4	96 Chris KENT 1:29.451	
ROW 1		3	69 Alexander MANN 1:28.661	2	85 Andrew WALES 1:28.627	1	75 Peter WOODALL 1:28.027
							Pole

Donington Park National
Circuit Length = 1.9790 miles

These results are provisional until the conclusion of any judicial and technical matters.

Clerk Of Course :	Steward :	Timekeeper :
-------------------	-----------	--------------

Results can be found at www.tsl-timing.com

Printed - 10:06 Saturday, 05 September 2020





BMCRC - MRO Championships 2020 - Rnd 3 @ Donington Park National

Chilton Motors 250 MZ & G-Force Blue Haze GPF

RACE 1 - CLASSIFICATION

POS	NO	CL	PIC NAME	ENTRY	LAPS	TIME	GAP	DIFF	MPH	BEST	ON
1	75		1 Peter WOODALL	MZ ETZ 250 - Core Projects Ltd	8	11:50.204			80.06	1:27.848	8
2	85		2 Andrew WALES	MZ ETZ 250 - Illuminated Design LTD	8	11:50.504	0.300	0.300	80.02	1:27.843	2
3	0	GPF	1 Paul TOLAND	Yamaha 350 -	8	11:57.477	7.273	6.973	79.25	1:21.591	8
4	96		3 Chris KENT	MZ ETZ 250 - Buxton Powder Coating	8	12:00.163	9.959	2.686	78.95	1:28.267	2
5	69		4 Alexander MANN	MZ ETZ 250 - HS RACING	8	12:00.637	10.433	0.474	78.90	1:28.378	8
6	7	GPF	2 Peter MOORE	Yamaha TZR 250 - Station Garage , Isle of Man	8	12:04.957	14.753	4.320	78.43	1:22.586	5
7	27	GPF	3 Richard HAYWARD	Yamaha TZR250 - Gforce Motorcycles/Hazel Motor:	8	12:07.545	17.341	2.588	78.15	1:22.433	6
8	9		5 Gary HOWLETT	MZ TS250 - HS Racing	8	12:12.820	22.616	5.275	77.59	1:30.036	3
9	36		6 Joe BALDRY	MZ ETZ 251 - Chilton Motors	8	12:21.184	30.980	8.364	76.71	1:31.461	5
10	70	GPF	4 Andrew BURSCOUGH	Yamaha YPVS 350 - Apollo/Merlin/Abbey/Martitaniu	8	12:21.709	31.505	0.525	76.66	1:24.306	2
11	32		7 John ASHMEAD	MZ ETZ 250 -	8	12:22.878	32.674	1.169	76.54	1:30.995	5
12	44		8 Robert DESSOY	MZ ETZ 250 - Eastern Garage Racing	8	12:35.096	44.892	12.218	75.30	1:32.679	3
13	108		9 Ian KEEBLE	MZ ETZ 250 -	8	12:41.385	51.181	6.289	74.68	1:33.034	8
14	83	GPF	5 Paul GODBOLD	Yamaha TZR250 - Hill Farm Tree Services	8	12:41.640	51.436	0.255	74.65	1:26.885	8
15	46	GPF	10 Steve BRIGDEN	MZ ETZ 250 -	8	12:42.170	51.966	0.530	74.60	1:33.355	8
16	60	GPF	6 Daniel GOUGH	Yamaha TZR250 - G Force Motorcycles	8	12:42.379	52.175	0.209	74.58	1:27.284	6
17	22		11 Simon FINCH	MZ ETZ250 - BlueCloud Projects Ltd	8	12:43.289	53.085	0.910	74.49	1:34.126	3
18	56		12 Russell TURNER	MZ ETZ 250 -	8	12:44.447	54.243	1.158	74.38	1:33.637	5
19	175	GPF	7 Steve HIGERTY	Yamaha TZR250 - Cambridge Motorcycles	8	12:48.440	58.236	3.993	73.99	1:27.460	8
20	6		13 Paul ANSELL	MZ ETZ 250 -	8	13:00.314	1:10.110	11.874	72.86	1:35.805	5
21	228	GPF	8 Clive EMERSON	Yamaha RD350YPVS -	8	13:02.701	1:12.497	2.387	72.64	1:28.235	2
22	90		14 Steve PELLIS	MZ ETZ250 - LEC Group	8	13:06.722	1:16.518	4.021	72.27	1:34.187	5
23	566		15 Michael WILBY	MZ ETZ 250 - Sziler UK	8	13:12.789	1:22.585	6.067	71.72	1:37.177	7
24	94		16 Simon BURCH	MZ ETZ 250 - Chilton Motors	8	13:27.687	1:37.483	14.898	70.39	1:39.464	3
25	167	GPF	9 Mark BAILEY	Yamaha TZR250 - Gforce motorcycles	7	11:59.887	1 Lap	1 Lap	69.08	1:33.482	7
26	33	GPF	10 Kieran LEWIS	Yamaha TZR250 - Controls For Doors Ltd/G Force I	7	12:10.266	1 Lap	10.379	68.10	1:34.180	7
27	67		17 Giles SPENCER	MZ ETZ 250 -	7	12:22.857	1 Lap	12.591	66.95	1:41.546	7
28	145	GPF	11 Antony PERRETT	Suzuki T500 -	7	12:23.754	1 Lap	0.897	66.87	1:34.975	6
29	93		18 Stephen KIRKWOOD	MZ ETZ 250 - Chilton Motors	7	12:39.622	1 Lap	15.868	65.47	1:41.990	3

NOT CLASSIFIED

DNF	38		Chris PETTET	MZ ETZ250 -	0						
-----	----	--	--------------	-------------	---	--	--	--	--	--	--

FASTEST LAP

0	GPF	Paul TOLAND	Yamaha 350 -	8	1:21.591	87.32 mph	140.53 kph
85		Andrew WALES	MZ ETZ 250 - Illuminated Design LTD	2	1:27.843	81.10 mph	130.52 kph

Class - 92.5% of Race Speed = 74.05 mph

Class GPF - 92.5% of Race Speed = 73.30 mph

Donington Park National
Circuit Length = 1.9790 miles
Start: 11:59 Flag 12:11 End: 12:12

Weather / Track : Cloudy / Dry

These results are provisional until the conclusion of any judicial and technical matters.

Clerk Of Course :	Steward :	Timekeeper :
-------------------	-----------	--------------

Results can be found at www.tsl-timing.com

Printed - 12:13 Saturday, 05 September 2020



BMCRC - MRO Championships 2020 - Rnd 3 @ Donington Park National

Chilton Motors 250 MZ & G-Force Blue Haze GPF

RACE 1 - LAP CHART

LAP 1 @ 12:00:48.463		
NO	BEHIND	LAP TIME

75		1:31.029
85	0.346	1:31.375
69	0.665	1:31.694
96	1.007	1:32.036
44	3.601	1:34.630
36	4.342	1:35.371
32	5.193	1:36.222
22	6.008	1:37.037
9	6.827	1:37.856
56	7.531	1:38.560
90	7.741	1:38.770
108	8.307	1:39.336
46	8.605	1:39.634
6	10.727	1:41.756
94	12.857	1:43.886
566	13.710	1:44.739
93	18.961	1:49.990
67	24.299	1:55.328
0	51.901	2:22.930
7	52.264	2:23.293
70	54.373	2:25.402
27	54.598	2:25.627
83	57.278	2:28.307
60	57.644	2:28.673
175	58.210	2:29.239
228	1:01.127	2:32.156
167	1:03.394	2:34.423
33	1:06.296	2:37.325
145	1:10.619	2:41.648

LAP 2 @ 12:02:16.424		
NO	BEHIND	LAP TIME

75		1:27.961
85	0.228	1:27.843
96	1.313	1:28.267
69	1.566	1:28.862
32	8.989	1:31.757
44	9.015	1:33.375
36	9.100	1:32.719
9	9.198	1:30.332
22	13.021	1:34.974
56	14.785	1:35.215
90	14.946	1:35.166
108	15.698	1:35.352
46	15.860	1:35.216
6	19.035	1:36.269
566	23.441	1:37.692
94	25.534	1:40.638
93	36.873	1:45.873
67	42.626	1:46.288
0	45.674	1:21.734
7	47.278	1:22.975
27	50.122	1:23.485
70	50.718	1:24.306
83	56.442	1:27.125
60	56.981	1:27.298
175	57.758	1:27.509
228	1:01.401	1:28.235
167	1:09.216	1:33.783
33	1:14.060	1:35.725
145	1:20.518	1:37.860

LAP 3 @ 12:03:44.414		
NO	BEHIND	LAP TIME

75		1:27.990
85	0.138	1:27.900
96	3.178	1:29.855
69	3.572	1:29.996
9	11.244	1:30.036
32	12.705	1:31.706
36	12.751	1:31.641
44	13.704	1:32.679
22	19.157	1:34.126
56	22.383	1:35.588
46	22.476	1:34.606
90	22.609	1:35.653
108	22.979	1:35.271
6	29.949	1:38.904
566	34.198	1:38.747
94	37.008	1:39.464
0	39.502	1:21.818
7	42.218	1:22.930
27	46.043	1:23.911
70	47.073	1:24.345
93	50.873	1:41.990
60	56.883	1:27.892
83	57.309	1:28.857
175	59.296	1:29.528
67	59.906	1:45.270
228	1:02.001	1:28.590
167	1:16.181	1:34.955
33	1:20.826	1:34.756

LAP 4 @ 12:05:12.801		
NO	BEHIND	LAP TIME

75		1:28.387
85	0.086	1:28.335
145	1 Lap	1:37.713
69	5.171	1:29.986
96	5.267	1:30.476
9	13.159	1:30.302
36	17.036	1:32.672
32	17.711	1:33.393
44	18.337	1:33.020
22	24.977	1:34.207
56	28.660	1:34.664
90	28.842	1:34.620
46	29.115	1:35.026
108	30.486	1:35.894
0	33.200	1:22.085
7	37.425	1:23.594
6	37.635	1:36.073
27	40.341	1:22.685
70	43.128	1:24.442
566	44.230	1:38.419
94	48.624	1:40.003
60	56.169	1:27.673
83	57.334	1:28.412
175	58.776	1:27.867
228	1:02.747	1:29.133
93	1:07.836	1:45.350
67	1:15.787	1:44.268
167	1:21.827	1:34.033
33	1:28.406	1:35.967

LAP 5 @ 12:06:41.667		
NO	BEHIND	LAP TIME

75		1:28.866
85	0.284	1:29.064
96	6.164	1:29.763
69	7.718	1:31.413
145	1 Lap	1:37.528
9	14.639	1:30.346
36	19.631	1:31.461
32	19.840	1:30.995
44	22.512	1:33.041
0	27.018	1:22.684
22	31.006	1:34.895
7	31.145	1:22.586
56	33.431	1:33.637
27	33.984	1:22.509
46	34.070	1:33.821
90	34.163	1:34.187
108	36.512	1:34.892
70	38.956	1:24.694
6	44.574	1:35.805
566	54.902	1:39.538
60	55.115	1:27.812
83	55.889	1:27.421
175	57.419	1:27.509
94	1:00.902	1:41.144
228	1:03.492	1:29.611
167	1:28.414	1:35.453

LAP 6 @ 12:08:11.004		
NO	BEHIND	LAP TIME

75		1:29.337
85	0.090	1:29.143
67	1 Lap	1:44.872
33	1 Lap	1:35.601
96	7.748	1:30.921
69	7.952	1:29.571
93	1 Lap	2:02.875
9	18.192	1:32.890
145	1 Lap	1:38.412
0	19.963	1:22.282
32	22.830	1:32.327
36	23.132	1:32.838
7	24.761	1:22.953
27	27.080	1:22.433
44	28.764	1:35.589
70	35.698	1:26.079
22	36.664	1:34.995
56	38.007	1:33.913
46	40.295	1:35.562
108	41.463	1:34.288
6	52.469	1:37.232
60	53.062	1:27.284
83	54.050	1:27.498
175	57.182	1:29.100
90	1:01.440	1:56.614
228	1:03.361	1:29.206
566	1:04.602	1:39.037
94	1:12.376	1:40.811

LAP 7 @ 12:09:39.790		
NO	BEHIND	LAP TIME

75		1:28.786
----	--	----------

85	0.038	1:28.734
167	1 Lap	1:33.758
96	8.422	1:29.460
69	9.903	1:30.737
0	13.530	1:22.353
33	1 Lap	1:36.712
7	18.859	1:22.884
67	1 Lap	1:45.285
9	20.142	1:30.736
27	20.956	1:22.662
145	1 Lap	1:34.975
36	26.646	1:32.300
32	27.193	1:33.149
93	1 Lap	1:47.369
70	32.688	1:25.776
44	35.862	1:35.884
22	43.577	1:35.699
56	44.706	1:35.485
108	45.995	1:33.318
46	46.459	1:34.950
60	51.937	1:27.661
83	52.399	1:27.135
175	58.624	1:30.228
6	1:01.095	1:37.412
228	1:09.387	1:34.812
90	1:09.652	1:36.998
566	1:12.993	1:37.177
94	1:24.212	1:40.622

LAP 8 @ 12:11:07.638		
NO	BEHIND	LAP TIME

75		1:27.848
85	0.300	1:28.110
0	7.273	1:21.591
167	1 Lap	1:33.482
96	9.959	1:29.385
69	10.433	1:28.378
7	14.753	1:23.742
27	17.341	1:24.233
33	1 Lap	1:34.180
9	22.616	1:30.322
36	30.980	1:32.182
70	31.505	1:26.665
67	1 Lap	1:41.546
32	32.674	1:33.329
145	1 Lap	1:35.618
44	44.892	1:36.878
93	1 Lap	1:46.175
108	51.181	1:33.034
83	51.436	1:26.885
46	51.966	1:33.355
60	52.175	1:28.086
22	53.085	1:37.356
56	54.243	1:37.385
175	58.236	1:27.460
6	1:10.110	1:36.863
228	1:12.497	1:30.958
90	1:16.518	1:34.714
566	1:22.585	1:37.440
94	1:37.483	1:41.119

Weather / Track : Cloudy / Dry

Results can be found at www.tsl-timing.com

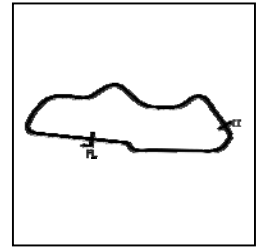
Donington Park National
Circuit Length = 1.9790 miles
Start: 11:59 Flag 12:11 End: 12:12

Printed - 12:13 Saturday, 05 September 2020

BMCRC - MRO Championships 2020 - Rnd 3 @ Donington Park National

Chilton Motors 250 MZ & G-Force Blue Haze GPF

RACE 1 - SECTOR ANALYSIS



SECTOR 1 = FL to I1, SECTOR 2 = I1 to FL, DIFF = Difference To Personal Best Lap, P = Crossed Finish Line in Pit Lane, D = Time Disallowed

P1	75	Peter WOODALL	MZ ETZ 250 - Core Projects Ltd
IDEAL LAP TIME : 1:27.577		BEST LAP TIME : 1:27.848	DIFFERENCE : 0.271

LAP	SECTOR 1	SECTOR 2	LAP TIME	MPH	DIFF	TIME OF DAY
1 -			1:31.029	78.26	3.181	12:00:48.463
2 -	56.622	31.339	1:27.961 (2)	80.99	0.113	12:02:16.424
3 -	56.601	31.389	1:27.990 (3)	80.97	0.142	12:03:44.414
4 -	56.781	31.606	1:28.387	80.60	0.539	12:05:12.801
5 -	57.230	31.636	1:28.866	80.17	1.018	12:06:41.667
6 -	57.354	31.983	1:29.337	79.75	1.489	12:08:11.004
7 -	56.878	31.908	1:28.786	80.24	0.938	12:09:39.790
8 -	56.238	31.610	1:27.848 (1)	81.10		12:11:07.638

P2	85	Andrew WALES	MZ ETZ 250 - Illuminated Design LTD
IDEAL LAP TIME : 1:27.689		BEST LAP TIME : 1:27.843	DIFFERENCE : 0.154

LAP	SECTOR 1	SECTOR 2	LAP TIME	MPH	DIFF	TIME OF DAY
1 -			1:31.375	77.97	3.532	12:00:48.809
2 -	56.472	31.371	1:27.843 (1)	81.10		12:02:16.652
3 -	56.559	31.341	1:27.900 (2)	81.05	0.057	12:03:44.552
4 -	56.396	31.939	1:28.335	80.65	0.492	12:05:12.887
5 -	57.303	31.761	1:29.064	79.99	1.221	12:06:41.951
6 -	57.295	31.848	1:29.143	79.92	1.300	12:08:11.094
7 -	57.139	31.595	1:28.734	80.29	0.891	12:09:39.828
8 -	56.348	31.762	1:28.110 (3)	80.86	0.267	12:11:07.938

P3	0 GPF	Paul TOLAND	Yamaha 350 -
IDEAL LAP TIME : 1:21.175		BEST LAP TIME : 1:21.591	DIFFERENCE : 0.416

LAP	SECTOR 1	SECTOR 2	LAP TIME	MPH	DIFF	TIME OF DAY
1 -		29.279	2:22.930	49.84	1:01.339	12:01:40.364
2 -	52.688	29.046	1:21.734 (2)	87.16	0.143	12:03:02.098
3 -	53.058	28.760	1:21.818 (3)	87.07	0.227	12:04:23.916
4 -	52.956	29.129	1:22.085	86.79	0.494	12:05:46.001
5 -	53.387	29.297	1:22.684	86.16	1.093	12:07:08.685
6 -	53.597	28.685	1:22.282	86.58	0.691	12:08:30.967
7 -	53.461	28.892	1:22.353	86.51	0.762	12:09:53.320
8 -	52.490	29.101	1:21.591 (1)	87.32		12:11:14.911

P4	96	Chris KENT	MZ ETZ 250 - Buxton Powder Coating
IDEAL LAP TIME : 1:28.267		BEST LAP TIME : 1:28.267	DIFFERENCE : 0.000

LAP	SECTOR 1	SECTOR 2	LAP TIME	MPH	DIFF	TIME OF DAY
1 -			1:32.036	77.41	3.769	12:00:49.470
2 -	56.588	31.679	1:28.267 (1)	80.71		12:02:17.737
3 -	57.953	31.902	1:29.855	79.29	1.588	12:03:47.592
4 -	58.065	32.411	1:30.476	78.74	2.209	12:05:18.068
5 -	57.704	32.059	1:29.763	79.37	1.496	12:06:47.831
6 -	58.505	32.416	1:30.921	78.36	2.654	12:08:18.752
7 -	57.530	31.930	1:29.460 (3)	79.64	1.193	12:09:48.212
8 -	57.076	32.309	1:29.385 (2)	79.70	1.118	12:11:17.597

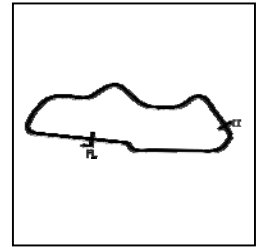
Weather / Track : Cloudy / Dry

Donington Park National
Circuit Length = 1.9790 miles
Start: 11:59 Flag 12:11 End: 12:12

BMCRC - MRO Championships 2020 - Rnd 3 @ Donington Park National

Chilton Motors 250 MZ & G-Force Blue Haze GPF

RACE 1 - SECTOR ANALYSIS



SECTOR 1 = FL to I1, SECTOR 2 = I1 to FL, DIFF = Difference To Personal Best Lap, P = Crossed Finish Line in Pit Lane, D = Time Disallowed

P5 69 Alexander MANN		MZ ETZ 250 - HS RACING				
IDEAL LAP TIME : 1:28.315		BEST LAP TIME : 1:28.378		DIFFERENCE : 0.063		
LAP	SECTOR 1	SECTOR 2	LAP TIME	MPH	DIFF	TIME OF DAY
1 -			1:31.694	77.70	3.316	12:00:49.128
2 -	57.127	31.735	1:28.862 (2)	80.17	0.484	12:02:17.990
3 -	57.908	32.088	1:29.996	79.16	1.618	12:03:47.986
4 -	57.947	32.039	1:29.986	79.17	1.608	12:05:17.972
5 -	59.169	32.244	1:31.413	77.93	3.035	12:06:49.385
6 -	57.234	32.337	1:29.571 (3)	79.54	1.193	12:08:18.956
7 -	58.966	31.771	1:30.737	78.51	2.359	12:09:49.693
8 -	57.190	31.188	1:28.378 (1)	80.61		12:11:18.071

P6 7 GPF Peter MOORE		Yamaha TZR 250 - Station Garage , Isle of Man				
IDEAL LAP TIME : 1:22.086		BEST LAP TIME : 1:22.586		DIFFERENCE : 0.500		
LAP	SECTOR 1	SECTOR 2	LAP TIME	MPH	DIFF	TIME OF DAY
1 -		29.054	2:23.293	49.72	1:00.707	12:01:40.727
2 -	53.044	29.931	1:22.975	85.86	0.389	12:03:03.702
3 -	53.771	29.159	1:22.930 (3)	85.91	0.344	12:04:26.632
4 -	54.307	29.287	1:23.594	85.22	1.008	12:05:50.226
5 -	53.367	29.219	1:22.586 (1)	86.26		12:07:12.812
6 -	53.489	29.464	1:22.953	85.88	0.367	12:08:35.765
7 -	53.842	29.042	1:22.884 (2)	85.95	0.298	12:09:58.649
8 -	53.426	30.316	1:23.742	85.07	1.156	12:11:22.391

P7 27 GPF Richard HAYWARD		Yamaha TZR250 - Gforce Motorcycles/Hazel Motors				
IDEAL LAP TIME : 1:21.970		BEST LAP TIME : 1:22.433		DIFFERENCE : 0.463		
LAP	SECTOR 1	SECTOR 2	LAP TIME	MPH	DIFF	TIME OF DAY
1 -		29.621	2:25.627	48.92	1:03.194	12:01:43.061
2 -	53.726	29.759	1:23.485	85.34	1.052	12:03:06.546
3 -	54.564	29.347	1:23.911	84.90	1.478	12:04:30.457
4 -	53.364	29.321	1:22.685	86.16	0.252	12:05:53.142
5 -	53.384	29.125	1:22.509 (2)	86.34	0.076	12:07:15.651
6 -	52.845	29.588	1:22.433 (1)	86.42		12:08:38.084
7 -	53.488	29.174	1:22.662 (3)	86.19	0.229	12:10:00.746
8 -	54.426	29.807	1:24.233	84.58	1.800	12:11:24.979

P8 9 Gary HOWLETT		MZ TS250 - HS Racing				
IDEAL LAP TIME : 1:29.923		BEST LAP TIME : 1:30.036		DIFFERENCE : 0.113		
LAP	SECTOR 1	SECTOR 2	LAP TIME	MPH	DIFF	TIME OF DAY
1 -			1:37.856	72.80	7.820	12:00:55.290
2 -	58.157	32.175	1:30.332	78.87	0.296	12:02:25.622
3 -	57.847	32.189	1:30.036 (1)	79.13		12:03:55.658
4 -	58.226	32.076	1:30.302 (2)	78.89	0.266	12:05:25.960
5 -	58.111	32.235	1:30.346	78.85	0.310	12:06:56.306
6 -	58.405	34.485	1:32.890	76.69	2.854	12:08:29.196
7 -	58.120	32.616	1:30.736	78.52	0.700	12:09:59.932
8 -	57.970	32.352	1:30.322 (3)	78.88	0.286	12:11:30.254

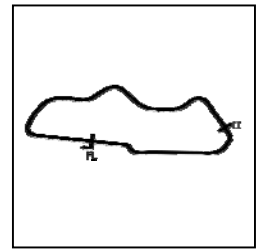
Weather / Track : Cloudy / Dry

Donington Park National
Circuit Length = 1.9790 miles
Start: 11:59 Flag 12:11 End: 12:12

BMCRC - MRO Championships 2020 - Rnd 3 @ Donington Park National

Chilton Motors 250 MZ & G-Force Blue Haze GPF

RACE 1 - SECTOR ANALYSIS



SECTOR 1 = FL to I1, SECTOR 2 = I1 to FL, DIFF = Difference To Personal Best Lap, P = Crossed Finish Line in Pit Lane, D = Time Disallowed

P9 36		Joe BALDRY		MZ ETZ 251 - Chilton Motors		
IDEAL LAP TIME : 1:31.135		BEST LAP TIME : 1:31.461		DIFFERENCE : 0.326		
LAP	SECTOR 1	SECTOR 2	LAP TIME	MPH	DIFF	TIME OF DAY
1 -			1:35.371	74.70	3.910	12:00:52.805
2 -	58.706	34.013	1:32.719	76.84	1.258	12:02:25.524
3 -	58.646	32.995	1:31.641 (2)	77.74	0.180	12:03:57.165
4 -	58.990	33.682	1:32.672	76.88	1.211	12:05:29.837
5 -	58.972	32.489	1:31.461 (1)	77.89		12:07:01.298
6 -	59.341	33.497	1:32.838	76.74	1.377	12:08:34.136
7 -	58.939	33.361	1:32.300	77.19	0.839	12:10:06.436
8 -	58.994	33.188	1:32.182 (3)	77.28	0.721	12:11:38.618

P10 70 GPF		Andrew BURSCOUGH		Yamaha YPVS 350 - Apollo/Merlin/Abbey/Martitanium		
IDEAL LAP TIME : 1:24.060		BEST LAP TIME : 1:24.306		DIFFERENCE : 0.246		
LAP	SECTOR 1	SECTOR 2	LAP TIME	MPH	DIFF	TIME OF DAY
1 -		29.974	2:25.402	48.99	1:01.096	12:01:42.836
2 -	54.560	29.746	1:24.306 (1)	84.50		12:03:07.142
3 -	54.845	29.500	1:24.345 (2)	84.47	0.039	12:04:31.487
4 -	54.561	29.881	1:24.442 (3)	84.37	0.136	12:05:55.929
5 -	54.941	29.753	1:24.694	84.12	0.388	12:07:20.623
6 -	56.007	30.072	1:26.079	82.76	1.773	12:08:46.702
7 -	55.608	30.168	1:25.776	83.06	1.470	12:10:12.478
8 -	55.807	30.858	1:26.665	82.20	2.359	12:11:39.143

P11 32		John ASHMEAD		MZ ETZ 250 -		
IDEAL LAP TIME : 1:30.995		BEST LAP TIME : 1:30.995		DIFFERENCE : 0.000		
LAP	SECTOR 1	SECTOR 2	LAP TIME	MPH	DIFF	TIME OF DAY
1 -			1:36.222	74.04	5.227	12:00:53.656
2 -	58.615	33.142	1:31.757 (3)	77.64	0.762	12:02:25.413
3 -	58.977	32.729	1:31.706 (2)	77.69	0.711	12:03:57.119
4 -	59.538	33.855	1:33.393	76.28	2.398	12:05:30.512
5 -	58.506	32.489	1:30.995 (1)	78.29		12:07:01.507
6 -	59.366	32.961	1:32.327	77.16	1.332	12:08:33.834
7 -	59.412	33.737	1:33.149	76.48	2.154	12:10:06.983
8 -	1:00.311	33.018	1:33.329	76.33	2.334	12:11:40.312

P12 44		Robert DESSOY		MZ ETZ 250 - Eastern Garage Racing		
IDEAL LAP TIME : 1:32.044		BEST LAP TIME : 1:32.679		DIFFERENCE : 0.635		
LAP	SECTOR 1	SECTOR 2	LAP TIME	MPH	DIFF	TIME OF DAY
1 -			1:34.630	75.28	1.951	12:00:52.064
2 -	59.559	33.816	1:33.375	76.30	0.696	12:02:25.439
3 -	59.812	32.867	1:32.679 (1)	76.87		12:03:58.118
4 -	59.341	33.679	1:33.020 (2)	76.59	0.341	12:05:31.138
5 -	59.177	33.864	1:33.041 (3)	76.57	0.362	12:07:04.179
6 -	1:01.335	34.254	1:35.589	74.53	2.910	12:08:39.768
7 -	1:01.165	34.719	1:35.884	74.30	3.205	12:10:15.652
8 -	1:01.911	34.967	1:36.878	73.54	4.199	12:11:52.530

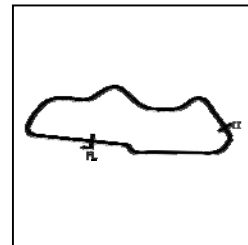
Weather / Track : Cloudy / Dry

Donington Park National
 Circuit Length = 1.9790 miles
 Start: 11:59 Flag 12:11 End: 12:12

BMCRC - MRO Championships 2020 - Rnd 3 @ Donington Park National

Chilton Motors 250 MZ & G-Force Blue Haze GPF

RACE 1 - SECTOR ANALYSIS



SECTOR 1 = FL to I1, SECTOR 2 = I1 to FL, DIFF = Difference To Personal Best Lap, P = Crossed Finish Line in Pit Lane, D = Time Disallowed

P13 108		Ian KEEBLE		MZ ETZ 250 -		
IDEAL LAP TIME : 1:32.945		BEST LAP TIME : 1:33.034		DIFFERENCE : 0.089		
LAP	SECTOR 1	SECTOR 2	LAP TIME	MPH	DIFF	TIME OF DAY
1 -		33.782	1:39.336	71.72	6.302	12:00:56.770
2 -	1:02.006	33.346	1:35.352	74.71	2.318	12:02:32.122
3 -	1:01.750	33.521	1:35.271	74.78	2.237	12:04:07.393
4 -	1:02.469	33.425	1:35.894	74.29	2.860	12:05:43.287
5 -	1:01.447	33.445	1:34.892	75.08	1.858	12:07:18.179
6 -	1:00.754	33.534	1:34.288 (3)	75.56	1.254	12:08:52.467
7 -	1:00.496	32.822	1:33.318 (2)	76.34	0.284	12:10:25.785
8 -	1:00.123	32.911	1:33.034 (1)	76.58		12:11:58.819

P14 83 GPF		Paul GODBOLD		Yamaha TZR250 - Hill Farm Tree Services		
IDEAL LAP TIME : 1:26.143		BEST LAP TIME : 1:26.885		DIFFERENCE : 0.742		
LAP	SECTOR 1	SECTOR 2	LAP TIME	MPH	DIFF	TIME OF DAY
1 -		30.418	2:28.307	48.03	1:01.422	12:01:45.741
2 -	56.290	30.835	1:27.125 (2)	81.77	0.240	12:03:12.866
3 -	57.126	31.731	1:28.857	80.18	1.972	12:04:41.723
4 -	57.421	30.991	1:28.412	80.58	1.527	12:06:10.135
5 -	56.382	31.039	1:27.421	81.49	0.536	12:07:37.556
6 -	56.627	30.871	1:27.498	81.42	0.613	12:09:05.054
7 -	56.297	30.838	1:27.135 (3)	81.76	0.250	12:10:32.189
8 -	55.725	31.160	1:26.885 (1)	82.00		12:11:59.074

P15 46		Steve BRIGDEN		MZ ETZ 250 -		
IDEAL LAP TIME : 1:33.274		BEST LAP TIME : 1:33.355		DIFFERENCE : 0.081		
LAP	SECTOR 1	SECTOR 2	LAP TIME	MPH	DIFF	TIME OF DAY
1 -		33.700	1:39.634	71.50	6.279	12:00:57.068
2 -	1:01.419	33.797	1:35.216	74.82	1.861	12:02:32.284
3 -	1:01.103	33.503	1:34.606 (3)	75.30	1.251	12:04:06.890
4 -	1:01.916	33.110	1:35.026	74.97	1.671	12:05:41.916
5 -	1:00.670	33.151	1:33.821 (2)	75.93	0.466	12:07:15.737
6 -	1:01.447	34.115	1:35.562	74.55	2.207	12:08:51.299
7 -	1:01.125	33.825	1:34.950	75.03	1.595	12:10:26.249
8 -	1:00.164	33.191	1:33.355 (1)	76.31		12:11:59.604

P16 60 GPF		Daniel GOUGH		Yamaha TZR250 - G Force Motorcycles		
IDEAL LAP TIME : 1:27.061		BEST LAP TIME : 1:27.284		DIFFERENCE : 0.223		
LAP	SECTOR 1	SECTOR 2	LAP TIME	MPH	DIFF	TIME OF DAY
1 -		31.022	2:28.673	47.92	1:01.389	12:01:46.107
2 -	56.406	30.892	1:27.298 (2)	81.61	0.014	12:03:13.405
3 -	56.891	31.001	1:27.892	81.06	0.608	12:04:41.297
4 -	57.001	30.672	1:27.673	81.26	0.389	12:06:08.970
5 -	56.925	30.887	1:27.812	81.13	0.528	12:07:36.782
6 -	56.585	30.699	1:27.284 (1)	81.62		12:09:04.066
7 -	57.006	30.655	1:27.661 (3)	81.27	0.377	12:10:31.727
8 -	56.469	31.617	1:28.086	80.88	0.802	12:11:59.813

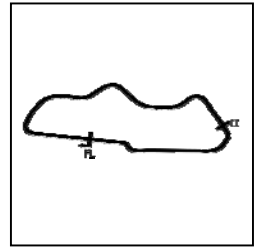
Weather / Track : Cloudy / Dry

Donington Park National
Circuit Length = 1.9790 miles
Start: 11:59 Flag 12:11 End: 12:12

BMCRC - MRO Championships 2020 - Rnd 3 @ Donington Park National

Chilton Motors 250 MZ & G-Force Blue Haze GPF

RACE 1 - SECTOR ANALYSIS



SECTOR 1 = FL to I1, SECTOR 2 = I1 to FL, DIFF = Difference To Personal Best Lap, P = Crossed Finish Line in Pit Lane, D = Time Disallowed

P17 22		Simon FINCH		MZ ETZ250 - BlueCloud Projects Ltd		
IDEAL LAP TIME : 1:33.880		BEST LAP TIME : 1:34.126		DIFFERENCE : 0.246		
LAP	SECTOR 1	SECTOR 2	LAP TIME	MPH	DIFF	TIME OF DAY
1 -			1:37.037	73.42	2.911	12:00:54.471
2 -	1:00.863	34.111	1:34.974	75.01	0.848	12:02:29.445
3 -	1:00.674	33.452	1:34.126 (1)	75.69		12:04:03.571
4 -	1:00.640	33.567	1:34.207 (2)	75.62	0.081	12:05:37.778
5 -	1:00.711	34.184	1:34.895 (3)	75.07	0.769	12:07:12.673
6 -	1:00.428	34.567	1:34.995	75.00	0.869	12:08:47.668
7 -	1:01.404	34.295	1:35.699	74.44	1.573	12:10:23.367
8 -	1:01.515	35.841	1:37.356	73.18	3.230	12:12:00.723

P18 56		Russell TURNER		MZ ETZ 250 -		
IDEAL LAP TIME : 1:33.279		BEST LAP TIME : 1:33.637		DIFFERENCE : 0.358		
LAP	SECTOR 1	SECTOR 2	LAP TIME	MPH	DIFF	TIME OF DAY
1 -		34.114	1:38.560	72.28	4.923	12:00:55.994
2 -	1:00.838	34.377	1:35.215	74.82	1.578	12:02:31.209
3 -	1:01.529	34.059	1:35.588	74.53	1.951	12:04:06.797
4 -	1:01.218	33.446	1:34.664 (3)	75.26	1.027	12:05:41.461
5 -	1:00.052	33.585	1:33.637 (1)	76.08		12:07:15.098
6 -	59.833	34.080	1:33.913 (2)	75.86	0.276	12:08:49.011
7 -	1:00.614	34.871	1:35.485	74.61	1.848	12:10:24.496
8 -	1:02.874	34.511	1:37.385	73.15	3.748	12:12:01.881

P19 175 GPF		Steve HIGERTY		Yamaha TZR250 - Cambridge Motorcycles		
IDEAL LAP TIME : 1:27.014		BEST LAP TIME : 1:27.460		DIFFERENCE : 0.446		
LAP	SECTOR 1	SECTOR 2	LAP TIME	MPH	DIFF	TIME OF DAY
1 -		30.578	2:29.239	47.73	1:01.779	12:01:46.673
2 -	56.534	30.975	1:27.509 (2)	81.41	0.049	12:03:14.182
3 -	56.817	32.711	1:29.528	79.58	2.068	12:04:43.710
4 -	57.132	30.735	1:27.867	81.08	0.407	12:06:11.577
5 -	56.436	31.073	1:27.509 (2)	81.41	0.049	12:07:39.086
6 -	57.808	31.292	1:29.100	79.96	1.640	12:09:08.186
7 -	57.958	32.270	1:30.228	78.96	2.768	12:10:38.414
8 -	56.572	30.888	1:27.460 (1)	81.46		12:12:05.874

P20 6		Paul ANSELL		MZ ETZ 250 -		
IDEAL LAP TIME : 1:35.650		BEST LAP TIME : 1:35.805		DIFFERENCE : 0.155		
LAP	SECTOR 1	SECTOR 2	LAP TIME	MPH	DIFF	TIME OF DAY
1 -		34.628	1:41.756	70.01	5.951	12:00:59.190
2 -	1:02.227	34.042	1:36.269 (3)	74.00	0.464	12:02:35.459
3 -	1:03.444	35.460	1:38.904	72.03	3.099	12:04:14.363
4 -	1:01.866	34.207	1:36.073 (2)	74.15	0.268	12:05:50.436
5 -	1:01.608	34.197	1:35.805 (1)	74.36		12:07:26.241
6 -	1:02.599	34.633	1:37.232	73.27	1.427	12:09:03.473
7 -	1:02.929	34.483	1:37.412	73.13	1.607	12:10:40.885
8 -	1:02.474	34.389	1:36.863	73.55	1.058	12:12:17.748

Weather / Track : Cloudy / Dry

Donington Park National
Circuit Length = 1.9790 miles
Start: 11:59 Flag 12:11 End: 12:12

BMCRC - MRO Championships 2020 - Rnd 3 @ Donington Park National

Chilton Motors 250 MZ & G-Force Blue Haze GPF

RACE 1 - SECTOR ANALYSIS



SECTOR 1 = FL to I1, SECTOR 2 = I1 to FL, DIFF = Difference To Personal Best Lap, P = Crossed Finish Line in Pit Lane, D = Time Disallowed

P21 228 GPF Clive EMERSON			Yamaha RD350YPVS -			
IDEAL LAP TIME : 1:27.940		BEST LAP TIME : 1:28.235		DIFFERENCE : 0.295		
LAP	SECTOR 1	SECTOR 2	LAP TIME	MPH	DIFF	TIME OF DAY
1 -		31.086	2:32.156	46.82	1:03.921	12:01:49.590
2 -	56.974	31.261	1:28.235 (1)	80.74		12:03:17.825
3 -	57.569	31.021	1:28.590 (2)	80.42	0.355	12:04:46.415
4 -	58.167	30.966	1:29.133 (3)	79.93	0.898	12:06:15.548
5 -	58.276	31.335	1:29.611	79.50	1.376	12:07:45.159
6 -	58.073	31.133	1:29.206	79.86	0.971	12:09:14.365
7 -	1:02.869	31.943	1:34.812	75.14	6.577	12:10:49.177
8 -	59.420	31.538	1:30.958	78.32	2.723	12:12:20.135

P22 90 Steve PELLIS			MZ ETZ250 - LEC Group			
IDEAL LAP TIME : 1:33.439		BEST LAP TIME : 1:34.187		DIFFERENCE : 0.748		
LAP	SECTOR 1	SECTOR 2	LAP TIME	MPH	DIFF	TIME OF DAY
1 -		33.448	1:38.770	72.13	4.583	12:00:56.204
2 -	1:00.959	34.207	1:35.166	74.86	0.979	12:02:31.370
3 -	1:01.591	34.062	1:35.653	74.48	1.466	12:04:07.023
4 -	1:01.654	32.966	1:34.620 (2)	75.29	0.433	12:05:41.643
5 -	1:00.473	33.714	1:34.187 (1)	75.64		12:07:15.830
6 -	1:01.223	55.391	1:56.614	61.09	22.427	12:09:12.444
7 -	1:02.250	34.748	1:36.998	73.45	2.811	12:10:49.442
8 -	1:01.108	33.606	1:34.714 (3)	75.22	0.527	12:12:24.156

P23 566 Michael WILBY			MZ ETZ 250 - Sziler UK			
IDEAL LAP TIME : 1:37.090		BEST LAP TIME : 1:37.177		DIFFERENCE : 0.087		
LAP	SECTOR 1	SECTOR 2	LAP TIME	MPH	DIFF	TIME OF DAY
1 -		35.544	1:44.739	68.02	7.562	12:01:02.173
2 -	1:02.384	35.308	1:37.692 (3)	72.92	0.515	12:02:39.865
3 -	1:03.304	35.443	1:38.747	72.15	1.570	12:04:18.612
4 -	1:03.619	34.800	1:38.419	72.39	1.242	12:05:57.031
5 -	1:03.511	36.027	1:39.538	71.57	2.361	12:07:36.569
6 -	1:03.605	35.432	1:39.037	71.93	1.860	12:09:15.606
7 -	1:02.471	34.706	1:37.177 (1)	73.31		12:10:52.783
8 -	1:02.455	34.985	1:37.440 (2)	73.11	0.263	12:12:30.223

P24 94 Simon BURCH			MZ ETZ 250 - Chilton Motors			
IDEAL LAP TIME : 1:39.127		BEST LAP TIME : 1:39.464		DIFFERENCE : 0.337		
LAP	SECTOR 1	SECTOR 2	LAP TIME	MPH	DIFF	TIME OF DAY
1 -		35.664	1:43.886	68.58	4.422	12:01:01.320
2 -	1:04.334	36.304	1:40.638	70.79	1.174	12:02:41.958
3 -	1:03.683	35.781	1:39.464 (1)	71.63		12:04:21.422
4 -	1:04.167	35.836	1:40.003 (2)	71.24	0.539	12:06:01.425
5 -	1:05.160	35.984	1:41.144	70.44	1.680	12:07:42.569
6 -	1:04.802	36.009	1:40.811	70.67	1.347	12:09:23.380
7 -	1:05.178	35.444	1:40.622 (3)	70.80	1.158	12:11:04.002
8 -	1:04.638	36.481	1:41.119	70.45	1.655	12:12:45.121

P25 167 GPF Mark BAILEY			Yamaha TZR250 - Gforce motorcycles			
IDEAL LAP TIME : 1:32.601		BEST LAP TIME : 1:33.482		DIFFERENCE : 0.881		
LAP	SECTOR 1	SECTOR 2	LAP TIME	MPH	DIFF	TIME OF DAY
1 -		33.149	2:34.423	46.13	1:00.941	12:01:51.857
2 -	1:00.170	33.613	1:33.783 (3)	75.96	0.301	12:03:25.640
3 -	1:01.603	33.352	1:34.955	75.03	1.473	12:05:00.595
4 -	1:01.602	32.431	1:34.033	75.76	0.551	12:06:34.628
5 -	1:01.646	33.807	1:35.453	74.64	1.971	12:08:10.081
6 -	1:00.816	32.942	1:33.758 (2)	75.98	0.276	12:09:43.839
7 -	1:00.351	33.131	1:33.482 (1)	76.21		12:11:17.321

Weather / Track : Cloudy / Dry

Donington Park National
Circuit Length = 1.9790 miles
Start: 11:59 Flag 12:11 End: 12:12

BMCRC - MRO Championships 2020 - Rnd 3 @ Donington Park National

Chilton Motors 250 MZ & G-Force Blue Haze GPF

RACE 1 - SECTOR ANALYSIS



SECTOR 1 = FL to I1, SECTOR 2 = I1 to FL, DIFF = Difference To Personal Best Lap, P = Crossed Finish Line in Pit Lane, D = Time Disallowed

P26 33 GPF		Kieran LEWIS		Yamaha TZR250 - Controls For Doors Ltd/G Force Mcycles			
IDEAL LAP TIME : 1:33.990		BEST LAP TIME : 1:34.180		DIFFERENCE : 0.190			
LAP	SECTOR 1	SECTOR 2	LAP TIME	MPH	DIFF	TIME OF DAY	
1 -		33.560	2:37.325	45.28	1:03.145	12:01:54.759	
2 -	1:02.274	33.451	1:35.725	74.42	1.545	12:03:30.484	
3 -	1:01.544	33.212	1:34.756 (2)	75.18	0.576	12:05:05.240	
4 -	1:02.221	33.746	1:35.967	74.24	1.787	12:06:41.207	
5 -	1:01.628	33.973	1:35.601 (3)	74.52	1.421	12:08:16.808	
6 -	1:03.589	33.123	1:36.712	73.66	2.532	12:09:53.520	
7 -	1:00.867	33.313	1:34.180 (1)	75.64		12:11:27.700	

P27 67		Giles SPENCER		MZ ETZ 250 -			
IDEAL LAP TIME : 1:41.546		BEST LAP TIME : 1:41.546		DIFFERENCE : 0.000			
LAP	SECTOR 1	SECTOR 2	LAP TIME	MPH	DIFF	TIME OF DAY	
1 -		39.015	1:55.328	61.77	13.782	12:01:12.762	
2 -	1:08.383	37.905	1:46.288	67.03	4.742	12:02:59.050	
3 -	1:07.143	38.127	1:45.270	67.67	3.724	12:04:44.320	
4 -	1:06.740	37.528	1:44.268 (2)	68.33	2.722	12:06:28.588	
5 -	1:07.934	36.938	1:44.872 (3)	67.93	3.326	12:08:13.460	
6 -	1:08.046	37.239	1:45.285	67.67	3.739	12:09:58.745	
7 -	1:05.520	36.026	1:41.546 (1)	70.16		12:11:40.291	

P28 145 GPF		Antony PERRETT		Suzuki T500 -			
IDEAL LAP TIME : 1:34.779		BEST LAP TIME : 1:34.975		DIFFERENCE : 0.196			
LAP	SECTOR 1	SECTOR 2	LAP TIME	MPH	DIFF	TIME OF DAY	
1 -		34.912	2:41.648	44.07	1:06.673	12:01:59.082	
2 -	1:03.138	34.722	1:37.860	72.80	2.885	12:03:36.942	
3 -	1:03.177	34.536	1:37.713	72.91	2.738	12:05:14.655	
4 -	1:02.297	35.231	1:37.528 (3)	73.05	2.553	12:06:52.183	
5 -	1:02.491	35.921	1:38.412	72.39	3.437	12:08:30.595	
6 -	1:01.739	33.236	1:34.975 (1)	75.01		12:10:05.570	
7 -	1:01.543	34.075	1:35.618 (2)	74.51	0.643	12:11:41.188	

P29 93		Stephen KIRKWOOD		MZ ETZ 250 - Chilton Motors			
IDEAL LAP TIME : 1:41.689		BEST LAP TIME : 1:41.990		DIFFERENCE : 0.301			
LAP	SECTOR 1	SECTOR 2	LAP TIME	MPH	DIFF	TIME OF DAY	
1 -		36.150	1:49.990	64.77	8.000	12:01:07.424	
2 -	1:07.928	37.945	1:45.873 (3)	67.29	3.883	12:02:53.297	
3 -	1:06.404	35.586	1:41.990 (1)	69.85		12:04:35.287	
4 -	1:10.065	35.285	1:45.350 (2)	67.62	3.360	12:06:20.637	
5 -	1:06.540	56.335	2:02.875	57.98	20.885	12:08:23.512	
6 -	1:08.850	38.519	1:47.369	66.35	5.379	12:10:10.881	
7 -	1:09.493	36.682	1:46.175	67.10	4.185	12:11:57.056	

Weather / Track : Cloudy / Dry

Donington Park National
 Circuit Length = 1.9790 miles
 Start: 11:59 Flag 12:11 End: 12:12

BMCRC - MRO Championships 2020 - Rnd 3 @ Donington Park National

Chilton Motors 250 MZ & G-Force Blue Haze GPF

RACE 1 - BEST SECTORS

SECTOR 1			SECTOR 2			IDEAL / BEST COMPARISON						
POS	NO	NAME	TIME	NO	NAME	TIME	POS	NO	NAME	IDEAL	BEST	DIFF
									PERFECT LAP	1:21.175		
1	0	TOLAND	52.490	0	TOLAND	28.685	1	0	TOLAND	1:21.175	1:21.591	0.416
2	27	HAYWARD	52.845	7	MOORE	29.042	2	27	HAYWARD	1:21.970	1:22.433	0.463
3	7	MOORE	53.044	27	HAYWARD	29.125	3	7	MOORE	1:22.086	1:22.586	0.500
4	70	BURSCOUGH	54.560	70	BURSCOUGH	29.500	4	70	BURSCOUGH	1:24.060	1:24.306	0.246
5	83	GODBOLD	55.725	83	GODBOLD	30.418	5	83	GODBOLD	1:26.143	1:26.885	0.742
6	75	WOODALL	56.238	175	HIGERTY	30.578	6	175	HIGERTY	1:27.014	1:27.460	0.446
7	85	WALES	56.348	60	GOUGH	30.655	7	60	GOUGH	1:27.061	1:27.284	0.223
8	60	GOUGH	56.406	228	EMERSON	30.966	8	75	WOODALL	1:27.577	1:27.848	0.271
9	175	HIGERTY	56.436	69	MANN	31.188	9	85	WALES	1:27.689	1:27.843	0.154
10	96	KENT	56.588	75	WOODALL	31.339	10	228	EMERSON	1:27.940	1:28.235	0.295
11	228	EMERSON	56.974	85	WALES	31.341	11	96	KENT	1:28.267	1:28.267	0.000
12	69	MANN	57.127	96	KENT	31.679	12	69	MANN	1:28.315	1:28.378	0.063
13	9	HOWLETT	57.847	9	HOWLETT	32.076	13	9	HOWLETT	1:29.923	1:30.036	0.113
14	32	ASHMEAD	58.506	167	BAILEY	32.431	14	32	ASHMEAD	1:30.995	1:30.995	0.000
15	36	BALDRY	58.646	36	BALDRY	32.489	15	36	BALDRY	1:31.135	1:31.461	0.326
16	44	DESSOY	59.177	32	ASHMEAD	32.489	16	44	DESSOY	1:32.044	1:32.679	0.635
17	56	TURNER	59.833	108	KEEBLE	32.822	17	167	BAILEY	1:32.601	1:33.482	0.881
18	108	KEEBLE	1:00.123	44	DESSOY	32.867	18	108	KEEBLE	1:32.945	1:33.034	0.089
19	46	BRIGDEN	1:00.164	90	PELLS	32.966	19	46	BRIGDEN	1:33.274	1:33.355	0.081
20	167	BAILEY	1:00.170	46	BRIGDEN	33.110	20	56	TURNER	1:33.279	1:33.637	0.358
21	22	FINCH	1:00.428	33	LEWIS	33.123	21	90	PELLS	1:33.439	1:34.187	0.748
22	90	PELLS	1:00.473	145	PERRETT	33.236	22	22	FINCH	1:33.880	1:34.126	0.246
23	33	LEWIS	1:00.867	56	TURNER	33.446	23	33	LEWIS	1:33.990	1:34.180	0.190
24	145	PERRETT	1:01.543	22	FINCH	33.452	24	145	PERRETT	1:34.779	1:34.975	0.196
25	6	ANSELL	1:01.608	6	ANSELL	34.042	25	6	ANSELL	1:35.650	1:35.805	0.155
26	566	WILBY	1:02.384	566	WILBY	34.706	26	566	WILBY	1:37.090	1:37.177	0.087
27	94	BURCH	1:03.683	93	KIRKWOOD	35.285	27	94	BURCH	1:39.127	1:39.464	0.337
28	67	SPENCER	1:05.520	94	BURCH	35.444	28	67	SPENCER	1:41.546	1:41.546	0.000
29	93	KIRKWOOD	1:06.404	67	SPENCER	36.026	29	93	KIRKWOOD	1:41.689	1:41.990	0.301
30												

Weather / Track : Cloudy / Dry

Results can be found at www.tsl-timing.com

Donington Park National
 Circuit Length = 1.9790 miles
 Start: 11:59 Flag 12:11 End: 12:12

Printed - 12:13 Saturday, 05 September 2020

BMCRC - MRO Championships 2020 - Rnd 3 @ Donington Park National

Chilton Motors 250 MZ & G-Force Blue Haze GPF

RACE 1 - STATISTICS

Competitors Started 29
Planned Start 2020-09-05 @ 11:36:00.000
Actual Start 2020-09-05 @ 11:59:17.433
Finish Time 2020-09-05 @ 12:11:07.637
Track Length 1.9790mi.
Total Laps 227
Total Distance Covered 449.2482mi.

Session Fastest Lap History

NO	CL	NAME	LAP TIME	TIME OF DAY	LAP	VEHICLE
75		Peter WOODALL	1:27.961	12:02:16.424	2	MZ ETZ 250
85		Andrew WALES	1:27.843	12:02:16.676	2	MZ ETZ 250
0	GPF	Paul TOLAND	1:21.734	12:03:02.109	2	Yamaha 350
0	GPF	Paul TOLAND	1:21.591	12:11:14.924	8	Yamaha 350

Session Leader History

NO	CL	NAME	FROM LAP	LAPS LED	DISTANCE	VEHICLE
75		Peter WOODALL	1	8	15.79 miles	MZ ETZ 250

Flag History

TYPE	TIME OF DAY
GREEN	11:59:17.433
FINISH	12:11:07.637

Flag Statistics

TYPE	COUNT	TOTAL LAPS	TOTAL TIME
Green	1	8	13:31.696
Red	0	0	0.000
Safety Car	0	0	0.000
FCY	0	0	0.000

BMCRC - MRO Championships 2020 - Rnd 3 @ Donington Park National

Chilton Motors 250 MZ & G-Force Blue Haze GPF

RACE 1 - STATISTICS

CLASS : GPF

11 Starters

Fastest Lap History

NO	NAME	LAP TIME	TIME OF DAY	LAP	VEHICLE
0	Paul TOLAND	1:21.734	12:03:02.109	2	Yamaha 350
0	Paul TOLAND	1:21.591	12:11:14.924	8	Yamaha 350

Leader History

NO	NAME	FROM LAP	LAPS LED	DISTANCE	VEHICLE
0	Paul TOLAND	1	8	15.79 miles	Yamaha 350

BMCRC - MRO Championships 2020 - Rnd 3 @ Donington Park National

Chilton Motors 250 MZ & G-Force Blue Haze GPF

RACE 1 - STATISTICS

CLASS :

18 Starters

Fastest Lap History

NO	NAME	LAP TIME	TIME OF DAY	LAP	VEHICLE
75	Peter WOODALL	1:27.961	12:02:16.424	2	MZ ETZ 250
85	Andrew WALES	1:27.843	12:02:16.676	2	MZ ETZ 250

Leader History

NO	NAME	FROM LAP	LAPS LED	DISTANCE	VEHICLE
75	Peter WOODALL	1	8	15.79 miles	MZ ETZ 250



BMCRC - MRO Championships 2020 - Rnd 3 @ Donington Park National

Chilton Motors 250 MZ & G-Force Blue Haze GPF

RACE 11 - GRID (8 Laps)

ROW 12	36		35	3 Max MAUD	34	38 Chris PETTET					
ROW 11			1:41.990	33	93 Stephen KIRKWOOD	1:41.546	32	67 Giles SPENCER	1:39.464	31	94 Simon BURCH
ROW 10		1:37.177	30	566 Michael WILBY	1:35.805	29	6 Paul ANSELL	1:34.187	28	90 Steve PELLIS	
ROW 9			1:34.126	27	22 Simon FINCH	1:33.637	26	56 Russell TURNER	1:33.355	25	46 Steve BRIGDEN
ROW 8		1:33.034	24	108 Ian KEEBLE	1:32.679	23	44 Robert DESSOY	1:31.461	22	36 Joe BALDRY	
ROW 7			1:30.995	21	32 John ASHMEAD	1:30.036	20	9 Gary HOWLETT	1:28.378	19	69 Alexander MANN
ROW 6		1:28.267	18	96 Chris KENT	1:27.848	17	75 Peter WOODALL	1:27.843	16	85 Andrew WALES	
ROW 5			15		14		13				
ROW 4			12		1:34.975	11	145 Antony PERRETT	1:34.180	10	33 Kieran LEWIS	
ROW 3			1:33.482	9	167 Mark BAILEY	1:28.235	8	228 Clive EMERSON	1:27.460	7	175 Steve HIGERTY
ROW 2		1:27.284	6	60 Daniel GOUGH	1:26.885	5	83 Paul GODBOLD	1:24.306	4	70 Andrew BURSCOUGH	
ROW 1			1:22.586	3	7 Peter MOORE	1:22.433	2	27 Richard HAYWARD	1:21.591	1	0 Paul TOLAND
										Pole	

Donington Park National
 Circuit Length = 1.9790 miles

These results are provisional until the conclusion of any judicial and technical matters.

Clerk Of Course :	Steward :	Timekeeper :
-------------------	-----------	--------------

Results can be found at www.tsl-timing.com

Printed - 12:15 Saturday, 05 September 2020





BMCRC - MRO Championships 2020 - Rnd 3 @ Donington Park National

Chilton Motors 250 MZ & G-Force Blue Haze GPF

RACE 11 - CLASSIFICATION

POS	NO	CL	PIC NAME	ENTRY	LAPS	TIME	GAP	DIFF	MPH	BEST	ON
1	0	GPF	1 Paul TOLAND	Yamaha 350 -	6	8:14.226			86.21	1:21.271	2
2	70	GPF	2 Andrew BURSCOUGH	Yamaha YPVS 350 - Apollo/Merlin/Abbey/Martitaniu	6	8:36.142	21.916	21.916	82.55	1:25.008	2
3	228	GPF	3 Clive EMERSON	Yamaha RD350YPVS -	6	8:40.864	26.638	4.722	81.80	1:24.512	6
4	83	GPF	4 Paul GODBOLD	Yamaha TZR250 - Hill Farm Tree Services	6	8:44.082	29.856	3.218	81.30	1:25.324	2
5	60	GPF	5 Daniel GOUGH	Yamaha TZR250 - G Force Motorcycles	6	8:44.172	29.946	0.090	81.29	1:25.334	2
6	175	GPF	6 Steve HIGERTY	Yamaha TZR250 - Cambridge Motorcycles	6	8:55.426	41.200	11.254	79.58	1:26.908	2
7	33	GPF	7 Kieran LEWIS	Yamaha TZR250 - Controls For Doors Ltd/G Force I	6	9:39.407	1:25.181	43.981	73.54	1:34.437	6
8	145	GPF	8 Antony PERRETT	Suzuki T500 -	5	8:16.999	1 Lap	1 Lap	71.40	1:37.220	2
9	75		1 Peter WOODALL	MZ ETZ 250 - Core Projects Ltd	5	8:21.309	1 Lap	4.310	70.78	1:28.534	2
10	96		2 Chris KENT	MZ ETZ 250 - Buxton Powder Coating	5	8:21.402	1 Lap	0.093	70.77	1:28.615	2
11	85		3 Andrew WALES	MZ ETZ 250 - Illuminated Design LTD	5	8:22.052	1 Lap	0.650	70.68	1:28.996	5
12	69		4 Alexander MANN	MZ ETZ 250 - HS RACING	5	8:22.271	1 Lap	0.219	70.65	1:28.045	5
13	9		5 Gary HOWLETT	MZ TS250 - HS Racing	5	8:28.413	1 Lap	6.142	69.79	1:30.063	4
14	32		6 John ASHMEAD	MZ ETZ 250 -	5	8:30.492	1 Lap	2.079	69.51	1:29.648	2
15	36		7 Joe BALDRY	MZ ETZ 251 - Chilton Motors	5	8:40.080	1 Lap	9.588	68.23	1:32.387	3
16	22		8 Simon FINCH	MZ ETZ250 - BlueCloud Projects Ltd	5	8:50.894	1 Lap	10.814	66.84	1:33.778	2
17	56		9 Russell TURNER	MZ ETZ 250 -	5	8:52.774	1 Lap	1.880	66.60	1:33.840	5
18	90		10 Steve PELLIS	MZ ETZ250 - LEC Group	5	8:53.867	1 Lap	1.093	66.47	1:34.686	5
19	108		11 Ian KEEBLE	MZ ETZ 250 -	5	8:57.807	1 Lap	3.940	65.98	1:35.240	3
20	67		12 Giles SPENCER	MZ ETZ 250 -	5	9:07.770	1 Lap	9.963	64.78	1:36.658	5
21	6		13 Paul ANSELL	MZ ETZ 250 -	5	9:09.040	1 Lap	1.270	64.63	1:36.898	5
22	94		14 Simon BURCH	MZ ETZ 250 - Chilton Motors	5	9:23.057	1 Lap	14.017	63.02	1:39.852	3
23	3		15 Max MAUD	MZ ETZ 250 -	5	9:30.615	1 Lap	7.558	62.19	1:40.277	5
24	44		16 Robert DESSOY	MZ ETZ 250 - Eastern Garage Racing	5	9:42.521	1 Lap	11.906	60.91	1:44.371	3
25	38		17 Chris PETTET	MZ ETZ250 -	5	9:50.291	1 Lap	7.770	60.11	1:45.089	5
26	93		18 Stephen KIRKWOOD	MZ ETZ 250 - Chilton Motors	5	9:51.270	1 Lap	0.979	60.01	1:44.574	5

NOT CLASSIFIED

DNF	7	GPF	Peter MOORE	Yamaha TZR 250 - Station Garage , Isle of Man	4	5:39.719	2 Laps	1 Lap	83.48	1:22.068	2
DNF	566		Michael WILBY	MZ ETZ 250 - Sziler UK	1	2:39.542	5 Laps	3 Laps	43.80		

FASTEST LAP

0	GPF	Paul TOLAND	Yamaha 350 -	2	1:21.271	87.66 mph	141.08 kph
69		Alexander MANN	MZ ETZ 250 - HS RACING	5	1:28.045	80.92 mph	130.22 kph

Class GPF - 92.5% of Race Speed = 79.74 mph
Class - 92.5% of Race Speed = 65.47 mph

Donington Park National
Circuit Length = 1.9790 miles
Start: 15:53 Flag 16:01 End: 16:03

Weather / Track : Cloudy / Dry

These results are provisional until the conclusion of any judicial and technical matters.

Clerk Of Course :	Steward :	Timekeeper :
-------------------	-----------	--------------

Results can be found at www.tsl-timing.com

Printed - 16:08 Saturday, 05 September 2020



BMCRC - MRO Championships 2020 - Rnd 3 @ Donington Park National

Chilton Motors 250 MZ & G-Force Blue Haze GPF

RACE 11 - LAP CHART

LAP 1 @ 15:54:54.531		
NO	BEHIND	LAP TIME

0		1:24.108
7	2.750	1:26.858
70	3.811	1:27.919
83	5.056	1:29.164
60	5.451	1:29.559
228	5.844	1:29.952
175	7.103	1:31.211
33	17.487	1:41.595
145	19.204	1:43.312
85	1:01.039	2:25.147
96	1:01.463	2:25.571
75	1:01.641	2:25.749
69	1:02.445	2:26.553
32	1:03.343	2:27.451
9	1:03.745	2:27.853
36	1:04.948	2:29.056
22	1:09.471	2:33.579
108	1:10.133	2:34.241
90	1:10.405	2:34.513
56	1:11.207	2:35.315
67	1:12.618	2:36.726
6	1:14.180	2:38.288
566	1:15.434	2:39.542
94	1:16.370	2:40.478
44	1:16.479	2:40.587
3	1:18.738	2:42.846

LAP 2 @ 15:56:15.802		
NO	BEHIND	LAP TIME

0		1:21.271
93	1 Lap	2:46.517
38	1 Lap	2:47.000
7	3.547	1:22.068
70	7.548	1:25.008
83	9.109	1:25.324
60	9.514	1:25.334
228	9.960	1:25.387
175	12.740	1:26.908
33	31.999	1:35.783
145	35.153	1:37.220
96	1:08.807	1:28.615
75	1:08.904	1:28.534
85	1:09.185	1:29.417
69	1:09.448	1:28.274
32	1:11.720	1:29.648
9	1:12.755	1:30.281
36	1:16.150	1:32.473
22	1:21.978	1:33.778

LAP 3 @ 15:57:39.095		
NO	BEHIND	LAP TIME

0		1:23.293
90	1 Lap	1:34.753
56	1 Lap	1:34.676
108	1 Lap	1:36.385
7	6.172	1:25.918
67	1 Lap	1:38.683
6	1 Lap	1:37.286
70	10.087	1:25.832
94	1 Lap	1:40.830
83	12.895	1:27.079

60	13.183	1:26.962
228	13.471	1:26.804
3	1 Lap	1:43.088
175	17.526	1:28.079
44	1 Lap	1:45.753
93	1 Lap	1:46.740
38	1 Lap	1:47.204
33	45.616	1:36.910
145	51.288	1:39.428
75	1:14.789	1:29.178
85	1:14.889	1:28.997
96	1:15.021	1:29.507
69	1:15.124	1:28.969
32	1:19.475	1:31.048
9	1:19.571	1:30.109

LAP 4 @ 15:59:00.746		
NO	BEHIND	LAP TIME

0		1:21.651
36	1 Lap	1:32.387
7	9.396	1:24.875
22	1 Lap	1:34.150
90	1 Lap	1:34.986
56	1 Lap	1:34.755
70	14.707	1:26.271
108	1 Lap	1:35.240
228	17.761	1:25.941
83	18.413	1:27.169
60	18.675	1:27.143
67	1 Lap	1:37.775
6	1 Lap	1:38.502
175	25.253	1:29.378
94	1 Lap	1:39.852
3	1 Lap	1:41.906
44	1 Lap	1:44.371
38	1 Lap	1:45.588
93	1 Lap	1:47.120
33	59.269	1:35.304
145	1:08.770	1:39.133
75	1:21.918	1:28.780
96	1:22.285	1:28.915

LAP 5 @ 16:00:23.363		
NO	BEHIND	LAP TIME

0		1:22.617
85	1 Lap	1:29.495
69	1 Lap	1:30.430
9	1 Lap	1:30.063
32	1 Lap	1:31.344
36	1 Lap	1:32.904
70	17.630	1:25.540
228	23.412	1:28.268
22	1 Lap	1:35.140
83	24.360	1:28.564
60	24.665	1:28.607
56	1 Lap	1:34.188
90	1 Lap	1:34.929
108	1 Lap	1:35.795
175	32.952	1:30.316
67	1 Lap	1:37.928
6	1 Lap	1:38.066
94	1 Lap	1:40.347
3	1 Lap	1:42.498
44	1 Lap	1:45.265

33	1:12.030	1:35.378
38	1 Lap	1:45.410
93	1 Lap	1:46.319

LAP 6 @ 16:01:44.649		
NO	BEHIND	LAP TIME

0		1:21.286
145	1 Lap	1:37.906
75	1 Lap	1:29.068
96	1 Lap	1:28.794
85	1 Lap	1:28.996
69	1 Lap	1:28.045
9	1 Lap	1:30.107
32	1 Lap	1:31.001
70	21.916	1:25.572
36	1 Lap	1:33.260
228	26.638	1:24.512
83	29.856	1:26.782
60	29.946	1:26.567
22	1 Lap	1:34.247
56	1 Lap	1:33.840
90	1 Lap	1:34.686
175	41.200	1:29.534
108	1 Lap	1:36.146
67	1 Lap	1:36.658
6	1 Lap	1:36.898
94	1 Lap	1:41.550
3	1 Lap	1:40.277
33	1:25.181	1:34.437
44	1 Lap	1:46.545
38	1 Lap	1:45.089
93	1 Lap	1:44.574

Weather / Track : Cloudy / Dry

Results can be found at www.tsl-timing.com

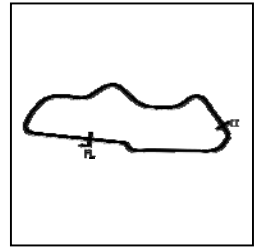
Donington Park National
Circuit Length = 1.9790 miles
Start: 15:53 Flag 16:01 End: 16:03

Printed - 16:08 Saturday, 05 September 2020

BMCRC - MRO Championships 2020 - Rnd 3 @ Donington Park National

Chilton Motors 250 MZ & G-Force Blue Haze GPF

RACE 11 - SECTOR ANALYSIS



SECTOR 1 = FL to I1, SECTOR 2 = I1 to FL, DIFF = Difference To Personal Best Lap, P = Crossed Finish Line in Pit Lane, D = Time Disallowed

P1		0 GPF	Paul TOLAND		Yamaha 350 -	
IDEAL LAP TIME : 1:20.395		BEST LAP TIME : 1:21.271		DIFFERENCE : 0.876		
LAP	SECTOR 1	SECTOR 2	LAP TIME	MPH	DIFF	TIME OF DAY
1 -			1:24.108	84.70	2.837	15:54:54.531
2 -	51.692	29.579	1:21.271 (1)	87.66		15:56:15.802
3 -	54.437	28.856	1:23.293	85.53	2.022	15:57:39.095
4 -	52.384	29.267	1:21.651 (3)	87.25	0.380	15:59:00.746
5 -	52.617	30.000	1:22.617	86.23	1.346	16:00:23.363
6 -	52.583	28.703	1:21.286 (2)	87.64	0.015	16:01:44.649

P2		70 GPF	Andrew BURSCOUGH		Yamaha YPVS 350 - Apollo/Merlin/Abbey/Martitanium	
IDEAL LAP TIME : 1:24.594		BEST LAP TIME : 1:25.008		DIFFERENCE : 0.414		
LAP	SECTOR 1	SECTOR 2	LAP TIME	MPH	DIFF	TIME OF DAY
1 -		29.421	1:27.919	81.03	2.911	15:54:58.342
2 -	55.173	29.835	1:25.008 (1)	83.81		15:56:23.350
3 -	56.147	29.685	1:25.832	83.00	0.824	15:57:49.182
4 -	56.529	29.742	1:26.271	82.58	1.263	15:59:15.453
5 -	55.748	29.792	1:25.540 (2)	83.29	0.532	16:00:40.993
6 -	55.655	29.917	1:25.572 (3)	83.25	0.564	16:02:06.565

P3		228 GPF	Clive EMERSON		Yamaha RD350YPVS -	
IDEAL LAP TIME : 1:24.512		BEST LAP TIME : 1:24.512		DIFFERENCE : 0.000		
LAP	SECTOR 1	SECTOR 2	LAP TIME	MPH	DIFF	TIME OF DAY
1 -		29.968	1:29.952	79.20	5.440	15:55:00.375
2 -	55.429	29.958	1:25.387 (2)	83.43	0.875	15:56:25.762
3 -	56.928	29.876	1:26.804	82.07	2.292	15:57:52.566
4 -	55.659	30.282	1:25.941 (3)	82.90	1.429	15:59:18.507
5 -	57.611	30.657	1:28.268	80.71	3.756	16:00:46.775
6 -	54.653	29.859	1:24.512 (1)	84.30		16:02:11.287

P4		83 GPF	Paul GODBOLD		Yamaha TZR250 - Hill Farm Tree Services	
IDEAL LAP TIME : 1:25.324		BEST LAP TIME : 1:25.324		DIFFERENCE : 0.000		
LAP	SECTOR 1	SECTOR 2	LAP TIME	MPH	DIFF	TIME OF DAY
1 -		30.190	1:29.164	79.90	3.840	15:54:59.587
2 -	55.203	30.121	1:25.324 (1)	83.50		15:56:24.911
3 -	56.723	30.356	1:27.079 (3)	81.81	1.755	15:57:51.990
4 -	56.993	30.176	1:27.169	81.73	1.845	15:59:19.159
5 -	57.437	31.127	1:28.564	80.44	3.240	16:00:47.723
6 -	55.610	31.172	1:26.782 (2)	82.09	1.458	16:02:14.505

P5		60 GPF	Daniel GOUGH		Yamaha TZR250 - G Force Motorcycles	
IDEAL LAP TIME : 1:25.034		BEST LAP TIME : 1:25.334		DIFFERENCE : 0.300		
LAP	SECTOR 1	SECTOR 2	LAP TIME	MPH	DIFF	TIME OF DAY
1 -		30.083	1:29.559	79.55	4.225	15:54:59.982
2 -	55.343	29.991	1:25.334 (1)	83.49		15:56:25.316
3 -	56.932	30.030	1:26.962 (3)	81.92	1.628	15:57:52.278
4 -	56.882	30.261	1:27.143	81.75	1.809	15:59:19.421
5 -	57.297	31.310	1:28.607	80.40	3.273	16:00:48.028
6 -	55.043	31.524	1:26.567 (2)	82.30	1.233	16:02:14.595

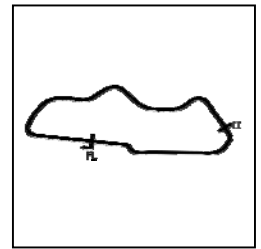
Weather / Track : Cloudy / Dry

Donington Park National
Circuit Length = 1.9790 miles
Start: 15:53 Flag 16:01 End: 16:03

BMCRC - MRO Championships 2020 - Rnd 3 @ Donington Park National

Chilton Motors 250 MZ & G-Force Blue Haze GPF

RACE 11 - SECTOR ANALYSIS



SECTOR 1 = FL to I1, SECTOR 2 = I1 to FL, DIFF = Difference To Personal Best Lap, P = Crossed Finish Line in Pit Lane, D = Time Disallowed

P6 175 GPF Steve HIGERTY			Yamaha TZR250 - Cambridge Motorcycles			
IDEAL LAP TIME : 1:26.505		BEST LAP TIME : 1:26.908		DIFFERENCE : 0.403		
LAP	SECTOR 1	SECTOR 2	LAP TIME	MPH	DIFF	TIME OF DAY
1 -		30.481	1:31.211	78.11	4.303	15:55:01.634
2 -	56.024	30.884	1:26.908 (1)	81.97		15:56:28.542
3 -	57.092	30.987	1:28.079 (2)	80.88	1.171	15:57:56.621
4 -	57.941	31.437	1:29.378 (3)	79.71	2.470	15:59:25.999
5 -	58.765	31.551	1:30.316	78.88	3.408	16:00:56.315
6 -	58.454	31.080	1:29.534	79.57	2.626	16:02:25.849

P7 33 GPF Kieran LEWIS			Yamaha TZR250 - Controls For Doors Ltd/G Force Mcycles			
IDEAL LAP TIME : 1:34.437		BEST LAP TIME : 1:34.437		DIFFERENCE : 0.000		
LAP	SECTOR 1	SECTOR 2	LAP TIME	MPH	DIFF	TIME OF DAY
1 -		33.966	1:41.595	70.12	7.158	15:55:12.018
2 -	1:02.071	33.712	1:35.783	74.38	1.346	15:56:47.801
3 -	1:03.131	33.779	1:36.910	73.51	2.473	15:58:24.711
4 -	1:02.041	33.263	1:35.304 (2)	74.75	0.867	16:00:00.015
5 -	1:01.563	33.815	1:35.378 (3)	74.69	0.941	16:01:35.393
6 -	1:01.203	33.234	1:34.437 (1)	75.44		16:03:09.830

P8 145 GPF Antony PERRETT			Suzuki T500 -			
IDEAL LAP TIME : 1:37.220		BEST LAP TIME : 1:37.220		DIFFERENCE : 0.000		
LAP	SECTOR 1	SECTOR 2	LAP TIME	MPH	DIFF	TIME OF DAY
1 -		34.365	1:43.312	68.96	6.092	15:55:13.735
2 -	1:03.282	33.938	1:37.220 (1)	73.28		15:56:50.955
3 -	1:04.771	34.657	1:39.428	71.65	2.208	15:58:30.383
4 -	1:03.917	35.216	1:39.133 (3)	71.86	1.913	16:00:09.516
5 -	1:03.644	34.262	1:37.906 (2)	72.77	0.686	16:01:47.422

P9 75 Peter WOODALL			MZ ETZ 250 - Core Projects Ltd			
IDEAL LAP TIME : 1:28.320		BEST LAP TIME : 1:28.534		DIFFERENCE : 0.214		
LAP	SECTOR 1	SECTOR 2	LAP TIME	MPH	DIFF	TIME OF DAY
1 -		31.989	2:25.749	48.88	57.215	15:55:56.172
2 -	56.512	32.022	1:28.534 (1)	80.47		15:57:24.706
3 -	57.052	32.126	1:29.178	79.89	0.644	15:58:53.884
4 -	56.952	31.828	1:28.780 (2)	80.25	0.246	16:00:22.664
5 -	56.492	32.576	1:29.068 (3)	79.99	0.534	16:01:51.732

P10 96 Chris KENT			MZ ETZ 250 - Buxton Powder Coating			
IDEAL LAP TIME : 1:27.498		BEST LAP TIME : 1:28.615		DIFFERENCE : 1.117		
LAP	SECTOR 1	SECTOR 2	LAP TIME	MPH	DIFF	TIME OF DAY
1 -		31.434	2:25.571	48.94	56.956	15:55:55.994
2 -	56.670	31.945	1:28.615 (1)	80.39		15:57:24.609
3 -	57.559	31.948	1:29.507	79.59	0.892	15:58:54.116
4 -	56.856	32.059	1:28.915 (3)	80.12	0.300	16:00:23.031
5 -	56.064	32.730	1:28.794 (2)	80.23	0.179	16:01:51.825

P11 85 Andrew WALES			MZ ETZ 250 - Illuminated Design LTD			
IDEAL LAP TIME : 1:27.703		BEST LAP TIME : 1:28.996		DIFFERENCE : 1.293		
LAP	SECTOR 1	SECTOR 2	LAP TIME	MPH	DIFF	TIME OF DAY
1 -		31.885	2:25.147	49.08	56.151	15:55:55.570
2 -	57.388	32.029	1:29.417 (3)	79.67	0.421	15:57:24.987
3 -	57.109	31.888	1:28.997 (2)	80.05	0.001	15:58:53.984
4 -	57.193	32.302	1:29.495	79.60	0.499	16:00:23.479
5 -	55.818	33.178	1:28.996 (1)	80.05		16:01:52.475

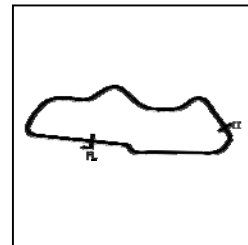
Weather / Track : Cloudy / Dry

Donington Park National
Circuit Length = 1.9790 miles
Start: 15:53 Flag 16:01 End: 16:03

BMCRC - MRO Championships 2020 - Rnd 3 @ Donington Park National

Chilton Motors 250 MZ & G-Force Blue Haze GPF

RACE 11 - SECTOR ANALYSIS



SECTOR 1 = FL to I1, SECTOR 2 = I1 to FL, DIFF = Difference To Personal Best Lap, P = Crossed Finish Line in Pit Lane, D = Time Disallowed

P12 69		Alexander MANN		MZ ETZ 250 - HS RACING		
IDEAL LAP TIME : 1:28.030		BEST LAP TIME : 1:28.045		DIFFERENCE : 0.015		
LAP	SECTOR 1	SECTOR 2	LAP TIME	MPH	DIFF	TIME OF DAY
1 -		31.761	2:26.553	48.61	58.508	15:55:56.976
2 -	56.593	31.681	1:28.274 (2)	80.71	0.229	15:57:25.250
3 -	57.176	31.793	1:28.969 (3)	80.08	0.924	15:58:54.219
4 -	57.219	33.211	1:30.430	78.78	2.385	16:00:24.649
5 -	56.349	31.696	1:28.045 (1)	80.92		16:01:52.694

P13 9		Gary HOWLETT		MZ TS250 - HS Racing		
IDEAL LAP TIME : 1:29.287		BEST LAP TIME : 1:30.063		DIFFERENCE : 0.776		
LAP	SECTOR 1	SECTOR 2	LAP TIME	MPH	DIFF	TIME OF DAY
1 -		32.393	2:27.853	48.18	57.790	15:55:58.276
2 -	58.388	31.893	1:30.281	78.91	0.218	15:57:28.557
3 -	57.394	32.715	1:30.109 (3)	79.06	0.046	15:58:58.666
4 -	57.565	32.498	1:30.063 (1)	79.10		16:00:28.729
5 -	57.877	32.230	1:30.107 (2)	79.06	0.044	16:01:58.836

P14 32		John ASHMEAD		MZ ETZ 250 -		
IDEAL LAP TIME : 1:29.386		BEST LAP TIME : 1:29.648		DIFFERENCE : 0.262		
LAP	SECTOR 1	SECTOR 2	LAP TIME	MPH	DIFF	TIME OF DAY
1 -		31.791	2:27.451	48.31	57.803	15:55:57.874
2 -	57.595	32.053	1:29.648 (1)	79.47		15:57:27.522
3 -	58.695	32.353	1:31.048 (3)	78.25	1.400	15:58:58.570
4 -	58.062	33.282	1:31.344	77.99	1.696	16:00:29.914
5 -	58.299	32.702	1:31.001 (2)	78.29	1.353	16:02:00.915

P15 36		Joe BALDRY		MZ ETZ 251 - Chilton Motors		
IDEAL LAP TIME : 1:32.090		BEST LAP TIME : 1:32.387		DIFFERENCE : 0.297		
LAP	SECTOR 1	SECTOR 2	LAP TIME	MPH	DIFF	TIME OF DAY
1 -		32.864	2:29.056	47.79	56.669	15:55:59.479
2 -	59.586	32.887	1:32.473 (2)	77.04	0.086	15:57:31.952
3 -	59.226	33.161	1:32.387 (1)	77.11		15:59:04.339
4 -	59.268	33.636	1:32.904 (3)	76.68	0.517	16:00:37.243
5 -	59.658	33.602	1:33.260	76.39	0.873	16:02:10.503

P16 22		Simon FINCH		MZ ETZ250 - BlueCloud Projects Ltd		
IDEAL LAP TIME : 1:33.601		BEST LAP TIME : 1:33.778		DIFFERENCE : 0.177		
LAP	SECTOR 1	SECTOR 2	LAP TIME	MPH	DIFF	TIME OF DAY
1 -		33.880	2:33.579	46.39	59.801	15:56:04.002
2 -	1:00.193	33.585	1:33.778 (1)	75.97		15:57:37.780
3 -	1:00.404	33.746	1:34.150 (2)	75.67	0.372	15:59:11.930
4 -	1:00.977	34.163	1:35.140	74.88	1.362	16:00:47.070
5 -	1:00.016	34.231	1:34.247 (3)	75.59	0.469	16:02:21.317

P17 56		Russell TURNER		MZ ETZ 250 -		
IDEAL LAP TIME : 1:33.460		BEST LAP TIME : 1:33.840		DIFFERENCE : 0.380		
LAP	SECTOR 1	SECTOR 2	LAP TIME	MPH	DIFF	TIME OF DAY
1 -		34.437	2:35.315	45.87	1:01.475	15:56:05.738
2 -	1:01.350	33.326	1:34.676 (3)	75.25	0.836	15:57:40.414
3 -	1:01.341	33.414	1:34.755	75.19	0.915	15:59:15.169
4 -	1:00.403	33.785	1:34.188 (2)	75.64	0.348	16:00:49.357
5 -	1:00.134	33.706	1:33.840 (1)	75.92		16:02:23.197

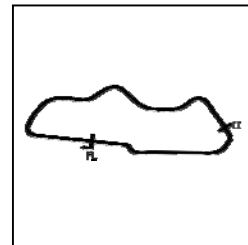
Weather / Track : Cloudy / Dry

Donington Park National
Circuit Length = 1.9790 miles
Start: 15:53 Flag 16:01 End: 16:03

BMCRC - MRO Championships 2020 - Rnd 3 @ Donington Park National

Chilton Motors 250 MZ & G-Force Blue Haze GPF

RACE 11 - SECTOR ANALYSIS



SECTOR 1 = FL to I1, SECTOR 2 = I1 to FL, DIFF = Difference To Personal Best Lap, P = Crossed Finish Line in Pit Lane, D = Time Disallowed

P18 90		Steve PELLIS		MZ ETZ250 - LEC Group		
IDEAL LAP TIME : 1:34.166		BEST LAP TIME : 1:34.686		DIFFERENCE : 0.520		
LAP	SECTOR 1	SECTOR 2	LAP TIME	MPH	DIFF	TIME OF DAY
1 -		33.763	2:34.513	46.11	59.827	15:56:04.936
2 -	1:01.014	33.739	1:34.753 (2)	75.19	0.067	15:57:39.689
3 -	1:01.521	33.465	1:34.986	75.00	0.300	15:59:14.675
4 -	1:01.630	33.299	1:34.929 (3)	75.05	0.243	16:00:49.604
5 -	1:01.534	33.152	1:34.686 (1)	75.24		16:02:24.290

P19 108		Ian KEEBLE		MZ ETZ 250 -		
IDEAL LAP TIME : 1:35.220		BEST LAP TIME : 1:35.240		DIFFERENCE : 0.020		
LAP	SECTOR 1	SECTOR 2	LAP TIME	MPH	DIFF	TIME OF DAY
1 -		34.164	2:34.241	46.19	59.001	15:56:04.664
2 -	1:02.616	33.769	1:36.385	73.91	1.145	15:57:41.049
3 -	1:01.548	33.692	1:35.240 (1)	74.80		15:59:16.289
4 -	1:01.758	34.037	1:35.795 (2)	74.37	0.555	16:00:52.084
5 -	1:01.528	34.618	1:36.146 (3)	74.10	0.906	16:02:28.230

P20 67		Giles SPENCER		MZ ETZ 250 -		
IDEAL LAP TIME : 1:36.658		BEST LAP TIME : 1:36.658		DIFFERENCE : 0.000		
LAP	SECTOR 1	SECTOR 2	LAP TIME	MPH	DIFF	TIME OF DAY
1 -		34.812	2:36.726	45.45	1:00.068	15:56:07.149
2 -	1:03.877	34.806	1:38.683	72.19	2.025	15:57:45.832
3 -	1:03.537	34.238	1:37.775 (2)	72.86	1.117	15:59:23.607
4 -	1:03.226	34.702	1:37.928 (3)	72.75	1.270	16:01:01.535
5 -	1:02.642	34.016	1:36.658 (1)	73.70		16:02:38.193

P21 6		Paul ANSELL		MZ ETZ 250 -		
IDEAL LAP TIME : 1:36.500		BEST LAP TIME : 1:36.898		DIFFERENCE : 0.398		
LAP	SECTOR 1	SECTOR 2	LAP TIME	MPH	DIFF	TIME OF DAY
1 -		34.081	2:38.288	45.01	1:01.390	15:56:08.711
2 -	1:03.094	34.192	1:37.286 (2)	73.23	0.388	15:57:45.997
3 -	1:03.776	34.726	1:38.502	72.32	1.604	15:59:24.499
4 -	1:03.130	34.936	1:38.066 (3)	72.65	1.168	16:01:02.565
5 -	1:02.419	34.479	1:36.898 (1)	73.52		16:02:39.463

P22 94		Simon BURCH		MZ ETZ 250 - Chilton Motors		
IDEAL LAP TIME : 1:39.786		BEST LAP TIME : 1:39.852		DIFFERENCE : 0.066		
LAP	SECTOR 1	SECTOR 2	LAP TIME	MPH	DIFF	TIME OF DAY
1 -		35.813	2:40.478	44.39	1:00.626	15:56:10.901
2 -	1:04.945	35.885	1:40.830 (3)	70.65	0.978	15:57:51.731
3 -	1:03.973	35.879	1:39.852 (1)	71.35		15:59:31.583
4 -	1:04.271	36.076	1:40.347 (2)	71.00	0.495	16:01:11.930
5 -	1:05.323	36.227	1:41.550	70.15	1.698	16:02:53.480

P23 3		Max MAUD		MZ ETZ 250 -		
IDEAL LAP TIME : 1:40.189		BEST LAP TIME : 1:40.277		DIFFERENCE : 0.088		
LAP	SECTOR 1	SECTOR 2	LAP TIME	MPH	DIFF	TIME OF DAY
1 -		37.165	2:42.846	43.75	1:02.569	15:56:13.269
2 -	1:06.878	36.210	1:43.088	69.11	2.811	15:57:56.357
3 -	1:05.629	36.277	1:41.906 (2)	69.91	1.629	15:59:38.263
4 -	1:05.978	36.520	1:42.498 (3)	69.51	2.221	16:01:20.761
5 -	1:03.979	36.298	1:40.277 (1)	71.04		16:03:01.038

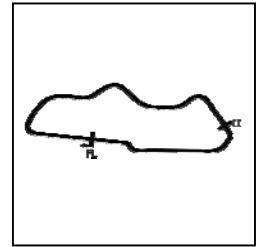
Weather / Track : Cloudy / Dry

Donington Park National
Circuit Length = 1.9790 miles
Start: 15:53 Flag 16:01 End: 16:03

BMCRC - MRO Championships 2020 - Rnd 3 @ Donington Park National

Chilton Motors 250 MZ & G-Force Blue Haze GPF

RACE 11 - SECTOR ANALYSIS



SECTOR 1 = FL to I1, SECTOR 2 = I1 to FL, DIFF = Difference To Personal Best Lap, P = Crossed Finish Line in Pit Lane, D = Time Disallowed

P24	44	Robert DESOY	MZ ETZ 250 - Eastern Garage Racing
IDEAL LAP TIME : 1:43.921		BEST LAP TIME : 1:44.371	DIFFERENCE : 0.450

LAP	SECTOR 1	SECTOR 2	LAP TIME	MPH	DIFF	TIME OF DAY
1 -		36.588	2:40.587	44.36	56.216	15:56:11.010
2 -	1:07.429	38.324	1:45.753 (3)	67.37	1.382	15:57:56.763
3 -	1:07.333	37.038	1:44.371 (1)	68.26		15:59:41.134
4 -	1:07.814	37.451	1:45.265 (2)	67.68	0.894	16:01:26.399
5 -	1:08.632	37.913	1:46.545	66.86	2.174	16:03:12.944

P25	38	Chris PETTET	MZ ETZ250 -
IDEAL LAP TIME : 1:44.573		BEST LAP TIME : 1:45.089	DIFFERENCE : 0.516

LAP	SECTOR 1	SECTOR 2	LAP TIME	MPH	DIFF	TIME OF DAY
1 -		37.810	2:47.000	42.66	1:01.911	15:56:17.423
2 -	1:10.137	37.067	1:47.204	66.45	2.115	15:58:04.627
3 -	1:08.644	36.944	1:45.588 (3)	67.47	0.499	15:59:50.215
4 -	1:07.818	37.592	1:45.410 (2)	67.58	0.321	16:01:35.625
5 -	1:07.629	37.460	1:45.089 (1)	67.79		16:03:20.714

P26	93	Stephen KIRKWOOD	MZ ETZ 250 - Chilton Motors
IDEAL LAP TIME : 1:44.327		BEST LAP TIME : 1:44.574	DIFFERENCE : 0.247

LAP	SECTOR 1	SECTOR 2	LAP TIME	MPH	DIFF	TIME OF DAY
1 -		37.215	2:46.517	42.78	1:01.943	15:56:16.940
2 -	1:09.436	37.304	1:46.740 (3)	66.74	2.166	15:58:03.680
3 -	1:08.920	38.200	1:47.120	66.51	2.546	15:59:50.800
4 -	1:08.342	37.977	1:46.319 (2)	67.01	1.745	16:01:37.119
5 -	1:07.112	37.462	1:44.574 (1)	68.13		16:03:21.693

P27	7 GPF	Peter MOORE	Yamaha TZR 250 - Station Garage , Isle of Man
IDEAL LAP TIME : 1:22.068		BEST LAP TIME : 1:22.068	DIFFERENCE : 0.000

LAP	SECTOR 1	SECTOR 2	LAP TIME	MPH	DIFF	TIME OF DAY
1 -		29.178	1:26.858	82.02	4.790	15:54:57.281
2 -	53.106	28.962	1:22.068 (1)	86.81		15:56:19.349
3 -	55.740	30.178	1:25.918 (3)	82.92	3.850	15:57:45.267
4 -	55.386	29.489	1:24.875 (2)	83.94	2.807	15:59:10.142

P28	566	Michael WILBY	MZ ETZ 250 - Sziler UK
IDEAL LAP TIME :		BEST LAP TIME :	DIFFERENCE :

LAP	SECTOR 1	SECTOR 2	LAP TIME	MPH	DIFF	TIME OF DAY
1 -		34.453	2:39.542	44.65		15:56:09.965

Weather / Track : Cloudy / Dry

Donington Park National
Circuit Length = 1.9790 miles
Start: 15:53 Flag 16:01 End: 16:03

BMCRC - MRO Championships 2020 - Rnd 3 @ Donington Park National

Chilton Motors 250 MZ & G-Force Blue Haze GPF

RACE 11 - BEST SECTORS

SECTOR 1			SECTOR 2			IDEAL / BEST COMPARISON						
POS	NO	NAME	TIME	NO	NAME	TIME	POS	NO	NAME	IDEAL	BEST	DIFF
									PERFECT LAP	1:20.395		
1	0	TOLAND	51.692	0	TOLAND	28.703	1	0	TOLAND	1:20.395	1:21.271	0.876
2	7	MOORE	53.106	7	MOORE	28.962	2	7	MOORE	1:22.068	1:22.068	0.000
3	228	EMERSON	54.653	70	BURSCOUGH	29.421	3	228	EMERSON	1:24.512	1:24.512	0.000
4	60	GOUGH	55.043	228	EMERSON	29.859	4	70	BURSCOUGH	1:24.594	1:25.008	0.414
5	70	BURSCOUGH	55.173	60	GOUGH	29.991	5	60	GOUGH	1:25.034	1:25.334	0.300
6	83	GODBOLD	55.203	83	GODBOLD	30.121	6	83	GODBOLD	1:25.324	1:25.324	0.000
7	85	WALES	55.818	175	HIGERTY	30.481	7	175	HIGERTY	1:26.505	1:26.908	0.403
8	175	HIGERTY	56.024	96	KENT	31.434	8	96	KENT	1:27.498	1:28.615	1.117
9	96	KENT	56.064	69	MANN	31.681	9	85	WALES	1:27.703	1:28.996	1.293
10	69	MANN	56.349	32	ASHMEAD	31.791	10	69	MANN	1:28.030	1:28.045	0.015
11	75	WOODALL	56.492	75	WOODALL	31.828	11	75	WOODALL	1:28.320	1:28.534	0.214
12	9	HOWLETT	57.394	85	WALES	31.885	12	9	HOWLETT	1:29.287	1:30.063	0.776
13	32	ASHMEAD	57.595	9	HOWLETT	31.893	13	32	ASHMEAD	1:29.386	1:29.648	0.262
14	36	BALDRY	59.226	36	BALDRY	32.864	14	36	BALDRY	1:32.090	1:32.387	0.297
15	22	FINCH	1:00.016	90	PELLS	33.152	15	56	TURNER	1:33.460	1:33.840	0.380
16	56	TURNER	1:00.134	33	LEWIS	33.234	16	22	FINCH	1:33.601	1:33.778	0.177
17	90	PELLS	1:01.014	56	TURNER	33.326	17	90	PELLS	1:34.166	1:34.686	0.520
18	33	LEWIS	1:01.203	22	FINCH	33.585	18	33	LEWIS	1:34.437	1:34.437	0.000
19	108	KEEBLE	1:01.528	108	KEEBLE	33.692	19	108	KEEBLE	1:35.220	1:35.240	0.020
20	6	ANSELL	1:02.419	145	PERRETT	33.938	20	6	ANSELL	1:36.500	1:36.898	0.398
21	67	SPENCER	1:02.642	67	SPENCER	34.016	21	67	SPENCER	1:36.658	1:36.658	0.000
22	145	PERRETT	1:03.282	6	ANSELL	34.081	22	145	PERRETT	1:37.220	1:37.220	0.000
23	94	BURCH	1:03.973	566	WILBY	34.453	23	94	BURCH	1:39.786	1:39.852	0.066
24	3	MAUD	1:03.979	94	BURCH	35.813	24	3	MAUD	1:40.189	1:40.277	0.088
25	93	KIRKWOOD	1:07.112	3	MAUD	36.210	25	44	DESSOY	1:43.921	1:44.371	0.450
26	44	DESSOY	1:07.333	44	DESSOY	36.588	26	93	KIRKWOOD	1:44.327	1:44.574	0.247
27	38	PETTET	1:07.629	38	PETTET	36.944	27	38	PETTET	1:44.573	1:45.089	0.516
28				93	KIRKWOOD	37.215	28	566	WILBY			

Weather / Track : Cloudy / Dry

Results can be found at www.tsl-timing.com

Donington Park National
Circuit Length = 1.9790 miles
Start: 15:53 Flag 16:01 End: 16:03

Printed - 16:09 Saturday, 05 September 2020

BMCRC - MRO Championships 2020 - Rnd 3 @ Donington Park National

Chilton Motors 250 MZ & G-Force Blue Haze GPF

RACE 11 - STATISTICS

Competitors Started 28
Planned Start 2020-09-05 @ 15:21:00.000
Actual Start 2020-09-05 @ 15:53:30.422
Finish Time 2020-09-05 @ 16:01:44.648
Track Length 1.9790mi.
Total Laps 142
Total Distance Covered 281.0275mi.

Session Fastest Lap History

NO	CL	NAME	LAP TIME	TIME OF DAY	LAP	VEHICLE
0	GPF	Paul TOLAND	1:21.271	15:56:15.816	2	Yamaha 350

Session Leader History

NO	CL	NAME	FROM LAP	LAPS LED	DISTANCE	VEHICLE
0	GPF	Paul TOLAND	1	6	11.83 miles	Yamaha 350

Flag History

TYPE	TIME OF DAY
GREEN	15:53:30.422
FINISH	16:01:44.648

Flag Statistics

TYPE	COUNT	TOTAL LAPS	TOTAL TIME
Green	1	6	9:59.614
Red	0	0	0.000
Safety Car	0	0	0.000
FCY	0	0	0.000

BMCRC - MRO Championships 2020 - Rnd 3 @ Donington Park National

Chilton Motors 250 MZ & G-Force Blue Haze GPF

RACE 11 - STATISTICS

CLASS :

19 Starters

Fastest Lap History

NO	NAME	LAP TIME	TIME OF DAY	LAP	VEHICLE
96	Chris KENT	1:28.615	15:57:24.613	2	MZ ETZ 250
75	Peter WOODALL	1:28.534	15:57:24.689	2	MZ ETZ 250
69	Alexander MANN	1:28.274	15:57:25.274	2	MZ ETZ 250
69	Alexander MANN	1:28.045	16:01:52.715	5	MZ ETZ 250

Leader History

NO	NAME	FROM LAP	LAPS LED	DISTANCE	VEHICLE
85	Andrew WALES	1	1	1.94 miles	MZ ETZ 250
96	Chris KENT	2	1	1.97 miles	MZ ETZ 250
75	Peter WOODALL	3	3	5.93 miles	MZ ETZ 250

BMCRC - MRO Championships 2020 - Rnd 3 @ Donington Park National

Chilton Motors 250 MZ & G-Force Blue Haze GPF

RACE 11 - STATISTICS

CLASS : GPF

9 Starters

Fastest Lap History

NO	NAME	LAP TIME	TIME OF DAY	LAP	VEHICLE
0	Paul TOLAND	1:21.271	15:56:15.816	2	Yamaha 350

Leader History

NO	NAME	FROM LAP	LAPS LED	DISTANCE	VEHICLE
0	Paul TOLAND	1	6	11.83 miles	Yamaha 350



BMCRC - MRO Championships 2020 - Rnd 3 @ Donington Park National

Chilton Motors 250 MZ & G-Force Blue Haze GPF



RACE 1 - GRID (10 Laps)

ROW 12	36		35	167	Mark BAILEY	34	27	Richard HAYWARD					
				1:37.220			1:34.437	1:26.908					
ROW 11		33	145	Antony PERRETT	32	33	Kieran LEWIS	31	175	Steve HIGERTY			
ROW 10			1:25.334	30	60	Daniel GOUGH	29	83	Paul GODBOLD	28	70	Andrew BURSCOUGH	
							1:25.324					1:25.008	
ROW 9				27	228	Clive EMERSON	26	7	Peter MOORE	25	0	Paul TOLAND	
							1:24.512					1:22.068	1:21.271
ROW 8	24			23				22					
ROW 7				21				20	46	Steve BRIGDEN	19	566	Michael WILBY
ROW 6				18	38	Chris PETTET	17	93	Stephen KIRKWOOD	16	44	Robert DESSOY	
							1:45.089					1:44.574	1:44.371
ROW 5				15	3	Max MAUD	14	94	Simon BURCH	13	6	Paul ANSELL	
							1:40.277					1:39.852	1:36.898
ROW 4				12	67	Giles SPENCER	11	108	Ian KEEBLE	10	90	Steve PELLIS	
							1:36.658					1:35.240	1:34.686
ROW 3				9	56	Russell TURNER	8	22	Simon FINCH	7	36	Joe BALDRY	
							1:33.840					1:33.778	1:32.387
ROW 2				6	9	Gary HOWLETT	5	32	John ASHMEAD	4	85	Andrew WALES	
							1:30.063					1:29.648	1:28.996
ROW 1				3	96	Chris KENT	2	75	Peter WOODALL	1	69	Alexander MANN	
							1:28.615					1:28.534	1:28.045
													Pole

Donington Park National
 Circuit Length = 1.9790 miles

These results are provisional until the conclusion of any judicial and technical matters.

Clerk Of Course :	Steward :	Timekeeper :
-------------------	-----------	--------------

Results can be found at www.tsl-timing.com

Printed - 16:12 Saturday, 05 September 2020





BMCRC - MRO Championships 2020 - Rnd 3 @ Donington Park National

Chilton Motors 250 MZ & G-Force Blue Haze GPF

RACE 1 - CLASSIFICATION

POS	NO	CL	PIC NAME	ENTRY	LAPS	TIME	GAP	DIFF	MPH	BEST	ON
1	75		1 Peter WOODALL	MZ ETZ 250 - Core Projects Ltd	5	7:24.464			79.84	1:27.479	4
2	85		2 Andrew WALES	MZ ETZ 250 - Illuminated Design LTD	5	7:24.741	0.277	0.277	79.79	1:27.359	4
3	96		3 Chris KENT	MZ ETZ 250 - Buxton Powder Coating	5	7:28.682	4.218	3.941	79.09	1:27.980	3
4	44		4 Robert DESOY	MZ ETZ 250 - Eastern Garage Racing	5	7:29.655	5.191	0.973	78.91	1:27.589	3
5	9		5 Gary HOWLETT	MZ TS250 - HS Racing	5	7:29.764	5.300	0.109	78.90	1:28.599	3
6	69		6 Alexander MANN	MZ ETZ 250 - HS RACING	5	7:30.719	6.255	0.955	78.73	1:28.510	3
7	32		7 John ASHMEAD	MZ ETZ 250 -	5	7:33.710	9.246	2.991	78.21	1:28.905	2
8	22		8 Simon FINCH	MZ ETZ250 - BlueCloud Projects Ltd	5	7:45.820	21.356	12.110	76.18	1:31.280	3
9	0	GPF	1 Paul TOLAND	Yamaha 350 -	5	7:47.004	22.540	1.184	75.98	1:20.313	4
10	56		9 Russell TURNER	MZ ETZ 250 -	5	7:50.203	25.739	3.199	75.47	1:32.105	3
11	7	GPF	2 Peter MOORE	Yamaha TZR 250 - Station Garage , Isle of Man	5	7:50.923	26.459	0.720	75.35	1:20.498	2
12	108		10 Ian KEEBLE	MZ ETZ 250 -	4	6:24.498	1 Lap	1 Lap	73.76	1:34.958	3
13	94		11 Simon BURCH	MZ ETZ 250 - Chilton Motors	4	6:26.487	1 Lap	1.989	73.38	1:34.686	4
14	46		12 Steve BRIGDEN	MZ ETZ 250 -	4	6:29.431	1 Lap	2.944	72.82	1:35.053	3
15	3		13 Max MAUD	MZ ETZ 250 -	4	6:44.871	1 Lap	15.440	70.05	1:38.826	2
16	228	GPF	3 Clive EMERSON	Yamaha RD350YPVS -	4	6:46.305	1 Lap	1.434	69.80	1:24.874	3
17	83	GPF	4 Paul GODBOLD	Yamaha TZR250 - Hill Farm Tree Services	4	6:46.364	1 Lap	0.059	69.79	1:25.654	3
18	60	GPF	5 Daniel GOUGH	Yamaha TZR250 - G Force Motorcycles	4	6:51.402	1 Lap	5.038	68.94	1:26.173	2
19	93		14 Stephen KIRKWOOD	MZ ETZ 250 - Chilton Motors	4	6:54.280	1 Lap	2.878	68.46	1:41.527	4
20	38		15 Chris PETTET	MZ ETZ250 -	4	6:56.714	1 Lap	2.434	68.06	1:42.098	4
21	33	GPF	6 Kieran LEWIS	Yamaha TZR250 - Controls For Doors Ltd/G Force I	4	7:21.722	1 Lap	25.008	64.20	1:33.079	4
22	167	GPF	7 Mark BAILEY	Yamaha TZR250 - Gforce motorcycles	4	7:25.933	1 Lap	4.211	63.60	1:34.660	4
23	145	GPF	8 Antony PERRETT	Suzuki T500 -	4	7:32.819	1 Lap	6.886	62.63	1:35.958	3

NOT CLASSIFIED

DNF	36		Joe BALDRY	MZ ETZ 251 - Chilton Motors	4	6:15.350	1 Lap		75.56	1:30.714	2
DNF	90		Steve PELLIS	MZ ETZ250 - LEC Group	4	6:18.255	1 Lap	2.905	74.98	1:32.743	3
DNF	6		Paul ANSELL	MZ ETZ 250 -	4	6:29.281	1 Lap	11.026	72.85	1:34.283	3

FASTEST LAP

0	GPF	Paul TOLAND	Yamaha 350 -	4	1:20.313	88.71 mph	142.76 kph
85		Andrew WALES	MZ ETZ 250 - Illuminated Design LTD	4	1:27.359	81.55 mph	131.25 kph

Race stopped

Class - 92.5% of Race Speed = 73.85 mph

Class GPF - 92.5% of Race Speed = 70.28 mph

Weather / Track : Cloudy / Dry

These results are provisional until the conclusion of any judicial and technical matters.

Donington Park National
Circuit Length = 1.9790 miles
Start: 09:58 Flag 10:05 End: 10:06

Clerk Of Course :	Steward :	Timekeeper :
-------------------	-----------	--------------

Results can be found at www.tsl-timing.com

Printed - 10:13 Sunday, 06 September 2020



BMCRC - MRO Championships 2020 - Rnd 3 @ Donington Park National

Chilton Motors 250 MZ & G-Force Blue Haze GPF

RACE 1 - LAP CHART

LAP 1 @ 09:59:37.400

NO	BEHIND	LAP TIME
96		1:32.006
75	0.405	1:32.411
85	0.493	1:32.499
69	0.679	1:32.685
44	0.972	1:32.978
32	1.810	1:33.816
9	2.644	1:34.650
36	3.520	1:35.526
22	5.500	1:37.506
56	5.902	1:37.908
90	6.869	1:38.875
108	6.982	1:38.988
94	8.054	1:40.060
46	10.985	1:42.991
6	11.450	1:43.456
3	12.778	1:44.784
38	16.606	1:48.612
93	16.751	1:48.757
0	52.597	2:24.603
7	52.918	2:24.924
83	56.868	2:28.874
228	58.319	2:30.325
60	58.910	2:30.916
167	1:07.492	2:39.498
33	1:08.110	2:40.116
145	1:10.946	2:42.952

LAP 2 @ 10:01:06.522

NO	BEHIND	LAP TIME
75		1:28.717
96	0.395	1:29.517
85	0.733	1:29.362
69	1.047	1:29.490
44	1.418	1:29.568
32	1.593	1:28.905
9	2.167	1:28.645
36	5.112	1:30.714
22	8.228	1:31.850
90	11.319	1:33.572
56	11.416	1:34.636
108	12.957	1:35.097
94	15.059	1:36.127
46	17.409	1:35.546
6	18.514	1:36.186
3	22.482	1:38.826
93	29.990	1:42.361
38	31.365	1:43.881
0	43.796	1:20.321
7	44.294	1:20.498
83	53.455	1:25.709
228	54.856	1:25.659
60	55.961	1:26.173
33	1:14.007	1:35.019
167	1:15.413	1:37.043
145	1:18.262	1:36.438

LAP 3 @ 10:02:34.402

NO	BEHIND	LAP TIME
75		1:27.880
96	0.495	1:27.980
85	0.683	1:27.830

44	1.127	1:27.589	56	25.739	1:32.206
69	1.677	1:28.510	7	26.459	1:22.148
9	2.886	1:28.599			
32	3.040	1:29.327			
36	8.456	1:31.224			
22	11.628	1:31.280			
56	15.641	1:32.105			
90	16.182	1:32.743			
108	20.035	1:34.958			
94	22.793	1:35.614			
46	24.582	1:35.053			
6	24.917	1:34.283			
3	34.721	1:40.119			
0	36.849	1:20.933			
7	37.330	1:20.916			
93	43.745	1:41.635			
38	45.608	1:42.123			
83	51.229	1:25.654			
228	51.850	1:24.874			
60	54.842	1:26.761			
33	1:19.635	1:33.508			
167	1:22.265	1:34.732			
145	1:26.340	1:35.958			

LAP 4 @ 10:04:01.881

NO	BEHIND	LAP TIME
75		1:27.479
85	0.563	1:27.359
44	2.642	1:28.994
96	2.742	1:29.726
69	3.264	1:29.066
9	4.391	1:28.984
32	7.044	1:31.483
22	16.707	1:32.558
36	18.863	1:37.886 P
56	21.510	1:33.348
90	21.768	1:33.065
108	28.011	1:35.455
0	29.683	1:20.313
94	30.000	1:34.686
7	32.288	1:22.437
6	32.794	1:35.356
46	32.944	1:35.841
3	48.384	1:41.142
228	49.818	1:25.447
83	49.877	1:26.127
60	54.915	1:27.552
93	57.793	1:41.527
38	1:00.227	1:42.098
33	1:25.235	1:33.079

LAP 5 @ 10:05:29.858

NO	BEHIND	LAP TIME
75		1:27.977
85	0.277	1:27.691
167	1 Lap	1:34.660
96	4.218	1:29.453
44	5.191	1:30.526
9	5.300	1:28.886
69	6.255	1:30.968
145	1 Lap	1:37.471
32	9.246	1:30.179
22	21.356	1:32.626
0	22.540	1:20.834

Weather / Track : Cloudy / Dry

Results can be found at www.tsl-timing.com

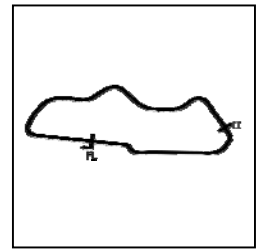
Donington Park National
Circuit Length = 1.9790 miles
Start: 09:58 Flag 10:05 End: 10:06

Printed - 10:14 Sunday, 06 September 2020

BMCRC - MRO Championships 2020 - Rnd 3 @ Donington Park National

Chilton Motors 250 MZ & G-Force Blue Haze GPF

RACE 1 - SECTOR ANALYSIS



SECTOR 1 = FL to I1, SECTOR 2 = I1 to FL, DIFF = Difference To Personal Best Lap, P = Crossed Finish Line in Pit Lane, D = Time Disallowed

P1 75		Peter WOODALL		MZ ETZ 250 - Core Projects Ltd		
IDEAL LAP TIME : 1:27.434		BEST LAP TIME : 1:27.479		DIFFERENCE : 0.045		
LAP	SECTOR 1	SECTOR 2	LAP TIME	MPH	DIFF	TIME OF DAY
1 -			1:32.411	77.09	4.932	09:59:37.805
2 -	57.637	31.080	1:28.717	80.30	1.238	10:01:06.522
3 -	56.970	30.910	1:27.880 (2)	81.07	0.401	10:02:34.402
4 -	56.524	30.955	1:27.479 (1)	81.44		10:04:01.881
5 -	56.700	31.277	1:27.977 (3)	80.98	0.498	10:05:29.858

P2 85		Andrew WALES		MZ ETZ 250 - Illuminated Design LTD		
IDEAL LAP TIME : 1:27.311		BEST LAP TIME : 1:27.359		DIFFERENCE : 0.048		
LAP	SECTOR 1	SECTOR 2	LAP TIME	MPH	DIFF	TIME OF DAY
1 -			1:32.499	77.02	5.140	09:59:37.893
2 -	58.207	31.155	1:29.362	79.72	2.003	10:01:07.255
3 -	56.485	31.345	1:27.830 (3)	81.11	0.471	10:02:35.085
4 -	56.413	30.946	1:27.359 (1)	81.55		10:04:02.444
5 -	56.365	31.326	1:27.691 (2)	81.24	0.332	10:05:30.135

P3 96		Chris KENT		MZ ETZ 250 - Buxton Powder Coating		
IDEAL LAP TIME : 1:27.818		BEST LAP TIME : 1:27.980		DIFFERENCE : 0.162		
LAP	SECTOR 1	SECTOR 2	LAP TIME	MPH	DIFF	TIME OF DAY
1 -			1:32.006	77.43	4.026	09:59:37.400
2 -	58.532	30.985	1:29.517 (3)	79.58	1.537	10:01:06.917
3 -	56.833	31.147	1:27.980 (1)	80.98		10:02:34.897
4 -	57.630	32.096	1:29.726	79.40	1.746	10:04:04.623
5 -	57.977	31.476	1:29.453 (2)	79.64	1.473	10:05:34.076

P4 44		Robert DESSOY		MZ ETZ 250 - Eastern Garage Racing		
IDEAL LAP TIME : 1:27.589		BEST LAP TIME : 1:27.589		DIFFERENCE : 0.000		
LAP	SECTOR 1	SECTOR 2	LAP TIME	MPH	DIFF	TIME OF DAY
1 -			1:32.978	76.62	5.389	09:59:38.372
2 -	57.978	31.590	1:29.568 (3)	79.54	1.979	10:01:07.940
3 -	56.494	31.095	1:27.589 (1)	81.34		10:02:35.529
4 -	57.245	31.749	1:28.994 (2)	80.05	1.405	10:04:04.523
5 -	58.646	31.880	1:30.526	78.70	2.937	10:05:35.049

P5 9		Gary HOWLETT		MZ TS250 - HS Racing		
IDEAL LAP TIME : 1:28.390		BEST LAP TIME : 1:28.599		DIFFERENCE : 0.209		
LAP	SECTOR 1	SECTOR 2	LAP TIME	MPH	DIFF	TIME OF DAY
1 -			1:34.650	75.27	6.051	09:59:40.044
2 -	57.237	31.408	1:28.645 (2)	80.37	0.046	10:01:08.689
3 -	56.982	31.617	1:28.599 (1)	80.41		10:02:37.288
4 -	57.474	31.510	1:28.984	80.06	0.385	10:04:06.272
5 -	57.087	31.799	1:28.886 (3)	80.15	0.287	10:05:35.158

P6 69		Alexander MANN		MZ ETZ 250 - HS RACING		
IDEAL LAP TIME : 1:28.004		BEST LAP TIME : 1:28.510		DIFFERENCE : 0.506		
LAP	SECTOR 1	SECTOR 2	LAP TIME	MPH	DIFF	TIME OF DAY
1 -			1:32.685	76.86	4.175	09:59:38.079
2 -	57.983	31.507	1:29.490 (3)	79.61	0.980	10:01:07.569
3 -	56.497	32.013	1:28.510 (1)	80.49		10:02:36.079
4 -	56.905	32.161	1:29.066 (2)	79.99	0.556	10:04:05.145
5 -	59.450	31.518	1:30.968	78.32	2.458	10:05:36.113

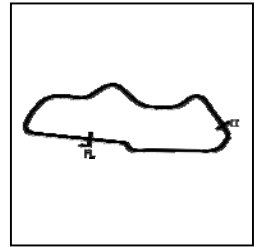
Weather / Track : Cloudy / Dry

Donington Park National
Circuit Length = 1.9790 miles
Start: 09:58 Flag 10:05 End: 10:06

BMCRC - MRO Championships 2020 - Rnd 3 @ Donington Park National

Chilton Motors 250 MZ & G-Force Blue Haze GPF

RACE 1 - SECTOR ANALYSIS



SECTOR 1 = FL to I1, SECTOR 2 = I1 to FL, DIFF = Difference To Personal Best Lap, P = Crossed Finish Line in Pit Lane, D = Time Disallowed

P7 32		John ASHMEAD		MZ ETZ 250 -		
IDEAL LAP TIME : 1:28.665		BEST LAP TIME : 1:28.905		DIFFERENCE : 0.240		
LAP	SECTOR 1	SECTOR 2	LAP TIME	MPH	DIFF	TIME OF DAY
1 -			1:33.816	75.94	4.911	09:59:39.210
2 -	57.470	31.435	1:28.905 (1)	80.13		10:01:08.115
3 -	57.230	32.097	1:29.327 (2)	79.75	0.422	10:02:37.442
4 -	58.529	32.954	1:31.483	77.87	2.578	10:04:08.925
5 -	58.441	31.738	1:30.179 (3)	79.00	1.274	10:05:39.104

P8 22		Simon FINCH		MZ ETZ250 - BlueCloud Projects Ltd		
IDEAL LAP TIME : 1:31.268		BEST LAP TIME : 1:31.280		DIFFERENCE : 0.012		
LAP	SECTOR 1	SECTOR 2	LAP TIME	MPH	DIFF	TIME OF DAY
1 -			1:37.506	73.06	6.226	09:59:42.900
2 -	59.347	32.503	1:31.850 (2)	77.56	0.570	10:01:14.750
3 -	58.765	32.515	1:31.280 (1)	78.05		10:02:46.030
4 -	59.696	32.862	1:32.558 (3)	76.97	1.278	10:04:18.588
5 -	59.296	33.330	1:32.626	76.91	1.346	10:05:51.214

P9 0 GPF		Paul TOLAND		Yamaha 350 -		
IDEAL LAP TIME : 1:20.264		BEST LAP TIME : 1:20.313		DIFFERENCE : 0.049		
LAP	SECTOR 1	SECTOR 2	LAP TIME	MPH	DIFF	TIME OF DAY
1 -		28.885	2:24.603	49.27	1:04.290	10:00:29.997
2 -	51.934	28.387	1:20.321 (2)	88.70	0.008	10:01:50.318
3 -	52.301	28.632	1:20.933	88.03	0.620	10:03:11.251
4 -	51.983	28.330	1:20.313 (1)	88.71		10:04:31.564
5 -	51.972	28.862	1:20.834 (3)	88.13	0.521	10:05:52.398

P10 56		Russell TURNER		MZ ETZ 250 -		
IDEAL LAP TIME : 1:32.080		BEST LAP TIME : 1:32.105		DIFFERENCE : 0.025		
LAP	SECTOR 1	SECTOR 2	LAP TIME	MPH	DIFF	TIME OF DAY
1 -			1:37.908	72.76	5.803	09:59:43.302
2 -	1:00.865	33.771	1:34.636	75.28	2.531	10:01:17.938
3 -	59.410	32.695	1:32.105 (1)	77.35		10:02:50.043
4 -	1:00.080	33.268	1:33.348 (3)	76.32	1.243	10:04:23.391
5 -	59.385	32.821	1:32.206 (2)	77.26	0.101	10:05:55.597

P11 7 GPF		Peter MOORE		Yamaha TZR 250 - Station Garage , Isle of Man		
IDEAL LAP TIME : 1:20.489		BEST LAP TIME : 1:20.498		DIFFERENCE : 0.009		
LAP	SECTOR 1	SECTOR 2	LAP TIME	MPH	DIFF	TIME OF DAY
1 -		28.756	2:24.924	49.16	1:04.426	10:00:30.318
2 -	51.902	28.596	1:20.498 (1)	88.50		10:01:50.816
3 -	52.329	28.587	1:20.916 (2)	88.04	0.418	10:03:11.732
4 -	52.705	29.732	1:22.437	86.42	1.939	10:04:34.169
5 -	53.186	28.962	1:22.148 (3)	86.72	1.650	10:05:56.317

P12 108		Ian KEEBLE		MZ ETZ 250 -		
IDEAL LAP TIME : 1:34.553		BEST LAP TIME : 1:34.958		DIFFERENCE : 0.405		
LAP	SECTOR 1	SECTOR 2	LAP TIME	MPH	DIFF	TIME OF DAY
1 -		33.089	1:38.988	71.97	4.030	09:59:44.382
2 -	1:01.472	33.625	1:35.097 (2)	74.91	0.139	10:01:19.479
3 -	1:01.464	33.494	1:34.958 (1)	75.02		10:02:54.437
4 -	1:01.792	33.663	1:35.455 (3)	74.63	0.497	10:04:29.892

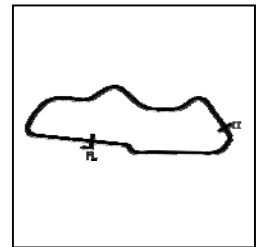
Weather / Track : Cloudy / Dry

Donington Park National
Circuit Length = 1.9790 miles
Start: 09:58 Flag 10:05 End: 10:06

BMCRC - MRO Championships 2020 - Rnd 3 @ Donington Park National

Chilton Motors 250 MZ & G-Force Blue Haze GPF

RACE 1 - SECTOR ANALYSIS



SECTOR 1 = FL to I1, SECTOR 2 = I1 to FL, DIFF = Difference To Personal Best Lap, P = Crossed Finish Line in Pit Lane, D = Time Disallowed

P13 94		Simon BURCH		MZ ETZ 250 - Chilton Motors		
IDEAL LAP TIME : 1:34.426		BEST LAP TIME : 1:34.686		DIFFERENCE : 0.260		
LAP	SECTOR 1	SECTOR 2	LAP TIME	MPH	DIFF	TIME OF DAY
1 -		33.335	1:40.060	71.20	5.374	09:59:45.454
2 -	1:02.176	33.951	1:36.127 (3)	74.11	1.441	10:01:21.581
3 -	1:01.802	33.812	1:35.614 (2)	74.51	0.928	10:02:57.195
4 -	1:01.091	33.595	1:34.686 (1)	75.24		10:04:31.881

P14 46		Steve BRIGDEN		MZ ETZ 250 -		
IDEAL LAP TIME : 1:35.053		BEST LAP TIME : 1:35.053		DIFFERENCE : 0.000		
LAP	SECTOR 1	SECTOR 2	LAP TIME	MPH	DIFF	TIME OF DAY
1 -		33.945	1:42.991	69.17	7.938	09:59:48.385
2 -	1:01.943	33.603	1:35.546 (2)	74.56	0.493	10:01:23.931
3 -	1:01.517	33.536	1:35.053 (1)	74.95		10:02:58.984
4 -	1:01.785	34.056	1:35.841 (3)	74.33	0.788	10:04:34.825

P15 3		Max MAUD		MZ ETZ 250 -		
IDEAL LAP TIME : 1:38.825		BEST LAP TIME : 1:38.826		DIFFERENCE : 0.001		
LAP	SECTOR 1	SECTOR 2	LAP TIME	MPH	DIFF	TIME OF DAY
1 -		36.103	1:44.784	67.99	5.958	09:59:50.178
2 -	1:03.108	35.718	1:38.826 (1)	72.09		10:01:29.004
3 -	1:04.263	35.856	1:40.119 (2)	71.16	1.293	10:03:09.123
4 -	1:05.425	35.717	1:41.142 (3)	70.44	2.316	10:04:50.265

P16 228 GPF		Clive EMERSON		Yamaha RD350YPVS -		
IDEAL LAP TIME : 1:24.461		BEST LAP TIME : 1:24.874		DIFFERENCE : 0.413		
LAP	SECTOR 1	SECTOR 2	LAP TIME	MPH	DIFF	TIME OF DAY
1 -		30.221	2:30.325	47.39	1:05.451	10:00:35.719
2 -	55.323	30.336	1:25.659 (3)	83.17	0.785	10:02:01.378
3 -	54.787	30.087	1:24.874 (1)	83.94		10:03:26.252
4 -	55.773	29.674	1:25.447 (2)	83.38	0.573	10:04:51.699

P17 83 GPF		Paul GODBOLD		Yamaha TZR250 - Hill Farm Tree Services		
IDEAL LAP TIME : 1:25.267		BEST LAP TIME : 1:25.654		DIFFERENCE : 0.387		
LAP	SECTOR 1	SECTOR 2	LAP TIME	MPH	DIFF	TIME OF DAY
1 -		29.910	2:28.874	47.85	1:03.220	10:00:34.268
2 -	55.411	30.298	1:25.709 (2)	83.12	0.055	10:01:59.977
3 -	55.384	30.270	1:25.654 (1)	83.17		10:03:25.631
4 -	55.793	30.334	1:26.127 (3)	82.72	0.473	10:04:51.758

P18 60 GPF		Daniel GOUGH		Yamaha TZR250 - G Force Motorcycles		
IDEAL LAP TIME : 1:26.173		BEST LAP TIME : 1:26.173		DIFFERENCE : 0.000		
LAP	SECTOR 1	SECTOR 2	LAP TIME	MPH	DIFF	TIME OF DAY
1 -		30.440	2:30.916	47.20	1:04.743	10:00:36.310
2 -	55.832	30.341	1:26.173 (1)	82.67		10:02:02.483
3 -	55.900	30.861	1:26.761 (2)	82.11	0.588	10:03:29.244
4 -	56.854	30.698	1:27.552 (3)	81.37	1.379	10:04:56.796

P19 93		Stephen KIRKWOOD		MZ ETZ 250 - Chilton Motors		
IDEAL LAP TIME : 1:41.138		BEST LAP TIME : 1:41.527		DIFFERENCE : 0.389		
LAP	SECTOR 1	SECTOR 2	LAP TIME	MPH	DIFF	TIME OF DAY
1 -		36.072	1:48.757	65.50	7.230	09:59:54.151
2 -	1:06.987	35.374	1:42.361 (3)	69.60	0.834	10:01:36.512
3 -	1:06.726	34.909	1:41.635 (2)	70.10	0.108	10:03:18.147
4 -	1:06.229	35.298	1:41.527 (1)	70.17		10:04:59.674

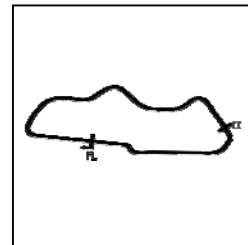
Weather / Track : Cloudy / Dry

Donington Park National
 Circuit Length = 1.9790 miles
 Start: 09:58 Flag 10:05 End: 10:06

BMCRC - MRO Championships 2020 - Rnd 3 @ Donington Park National

Chilton Motors 250 MZ & G-Force Blue Haze GPF

RACE 1 - SECTOR ANALYSIS



SECTOR 1 = FL to I1, SECTOR 2 = I1 to FL, DIFF = Difference To Personal Best Lap, P = Crossed Finish Line in Pit Lane, D = Time Disallowed

P20 38		Chris PETTET		MZ ETZ250 -		
IDEAL LAP TIME : 1:41.837		BEST LAP TIME : 1:42.098		DIFFERENCE : 0.261		
LAP	SECTOR 1	SECTOR 2	LAP TIME	MPH	DIFF	TIME OF DAY
1 -		36.133	1:48.612	65.59	6.514	09:59:54.006
2 -	1:07.559	36.322	1:43.881 (3)	68.58	1.783	10:01:37.887
3 -	1:06.215	35.908	1:42.123 (2)	69.76	0.025	10:03:20.010
4 -	1:06.476	35.622	1:42.098 (1)	69.78		10:05:02.108

P21 33 GPF		Kieran LEWIS		Yamaha TZR250 - Controls For Doors Ltd/G Force Mcycles		
IDEAL LAP TIME : 1:32.612		BEST LAP TIME : 1:33.079		DIFFERENCE : 0.467		
LAP	SECTOR 1	SECTOR 2	LAP TIME	MPH	DIFF	TIME OF DAY
1 -		32.752	2:40.116	44.49	1:07.037	10:00:45.510
2 -	1:02.114	32.905	1:35.019 (3)	74.98	1.940	10:02:20.529
3 -	1:00.097	33.411	1:33.508 (2)	76.19	0.429	10:03:54.037
4 -	1:00.564	32.515	1:33.079 (1)	76.54		10:05:27.116

P22 167 GPF		Mark BAILEY		Yamaha TZR250 - Gforce motorcycles		
IDEAL LAP TIME : 1:34.346		BEST LAP TIME : 1:34.660		DIFFERENCE : 0.314		
LAP	SECTOR 1	SECTOR 2	LAP TIME	MPH	DIFF	TIME OF DAY
1 -		33.792	2:39.498	44.66	1:04.838	10:00:44.892
2 -	1:03.525	33.518	1:37.043 (3)	73.41	2.383	10:02:21.935
3 -	1:01.769	32.963	1:34.732 (2)	75.20	0.072	10:03:56.667
4 -	1:01.383	33.277	1:34.660 (1)	75.26		10:05:31.327

P23 145 GPF		Antony PERRETT		Suzuki T500 -		
IDEAL LAP TIME : 1:35.958		BEST LAP TIME : 1:35.958		DIFFERENCE : 0.000		
LAP	SECTOR 1	SECTOR 2	LAP TIME	MPH	DIFF	TIME OF DAY
1 -		34.091	2:42.952	43.72	1:06.994	10:00:48.346
2 -	1:02.539	33.899	1:36.438 (2)	73.87	0.480	10:02:24.784
3 -	1:02.193	33.765	1:35.958 (1)	74.24		10:04:00.742
4 -	1:03.477	33.994	1:37.471 (3)	73.09	1.513	10:05:38.213

P24 36		Joe BALDRY		MZ ETZ 251 - Chilton Motors		
IDEAL LAP TIME : 1:30.714		BEST LAP TIME : 1:30.714		DIFFERENCE : 0.000		
LAP	SECTOR 1	SECTOR 2	LAP TIME	MPH	DIFF	TIME OF DAY
1 -			1:35.526	74.58	4.812	09:59:40.920
2 -	58.278	32.436	1:30.714 (1)	78.53		10:01:11.634
3 -	58.443	32.781	1:31.224 (2)	78.10	0.510	10:02:42.858
4 -	1:00.299	IN PIT	1:37.886 P	72.78	7.172	10:04:20.744

P25 90		Steve PELLIS		MZ ETZ250 - LEC Group		
IDEAL LAP TIME : 1:32.394		BEST LAP TIME : 1:32.743		DIFFERENCE : 0.349		
LAP	SECTOR 1	SECTOR 2	LAP TIME	MPH	DIFF	TIME OF DAY
1 -		32.641	1:38.875	72.05	6.132	09:59:44.269
2 -	1:00.133	33.439	1:33.572 (3)	76.14	0.829	10:01:17.841
3 -	59.793	32.950	1:32.743 (1)	76.82		10:02:50.584
4 -	59.753	33.312	1:33.065 (2)	76.55	0.322	10:04:23.649

P26 6		Paul ANSELL		MZ ETZ 250 -		
IDEAL LAP TIME : 1:34.283		BEST LAP TIME : 1:34.283		DIFFERENCE : 0.000		
LAP	SECTOR 1	SECTOR 2	LAP TIME	MPH	DIFF	TIME OF DAY
1 -		34.081	1:43.456	68.86	9.173	09:59:48.850
2 -	1:02.851	33.335	1:36.186 (3)	74.07	1.903	10:01:25.036
3 -	1:01.136	33.147	1:34.283 (1)	75.56		10:02:59.319
4 -	1:01.797	33.559	1:35.356 (2)	74.71	1.073	10:04:34.675

Weather / Track : Cloudy / Dry

Donington Park National
Circuit Length = 1.9790 miles
Start: 09:58 Flag 10:05 End: 10:06

BMCRC - MRO Championships 2020 - Rnd 3 @ Donington Park National

Chilton Motors 250 MZ & G-Force Blue Haze GPF

RACE 1 - BEST SECTORS

SECTOR 1			SECTOR 2			IDEAL / BEST COMPARISON						
POS	NO	NAME	TIME	NO	NAME	TIME	POS	NO	NAME	IDEAL	BEST	DIFF
									PERFECT LAP	1:20.232		
1	7	MOORE	51.902	0	TOLAND	28.330	1	0	TOLAND	1:20.264	1:20.313	0.049
2	0	TOLAND	51.934	7	MOORE	28.587	2	7	MOORE	1:20.489	1:20.498	0.009
3	228	EMERSON	54.787	228	EMERSON	29.674	3	228	EMERSON	1:24.461	1:24.874	0.413
4	83	GODBOLD	55.357	83	GODBOLD	29.910	4	83	GODBOLD	1:25.267	1:25.654	0.387
5	60	GOUGH	55.832	60	GOUGH	30.341	5	60	GOUGH	1:26.173	1:26.173	0.000
6	85	WALES	56.365	75	WOODALL	30.910	6	85	WALES	1:27.311	1:27.359	0.048
7	44	DESSOY	56.494	85	WALES	30.946	7	75	WOODALL	1:27.434	1:27.479	0.045
8	69	MANN	56.497	96	KENT	30.985	8	44	DESSOY	1:27.589	1:27.589	0.000
9	75	WOODALL	56.524	44	DESSOY	31.095	9	96	KENT	1:27.818	1:27.980	0.162
10	96	KENT	56.833	9	HOWLETT	31.408	10	69	MANN	1:28.004	1:28.510	0.506
11	9	HOWLETT	56.982	32	ASHMEAD	31.435	11	9	HOWLETT	1:28.390	1:28.599	0.209
12	32	ASHMEAD	57.230	69	MANN	31.507	12	32	ASHMEAD	1:28.665	1:28.905	0.240
13	36	BALDRY	58.278	36	BALDRY	32.436	13	36	BALDRY	1:30.714	1:30.714	0.000
14	22	FINCH	58.765	22	FINCH	32.503	14	22	FINCH	1:31.268	1:31.280	0.012
15	56	TURNER	59.385	33	LEWIS	32.515	15	56	TURNER	1:32.080	1:32.105	0.025
16	90	PELLS	59.753	90	PELLS	32.641	16	90	PELLS	1:32.394	1:32.743	0.349
17	33	LEWIS	1:00.097	56	TURNER	32.695	17	33	LEWIS	1:32.612	1:33.079	0.467
18	94	BURCH	1:01.091	167	BAILEY	32.963	18	6	ANSELL	1:34.283	1:34.283	0.000
19	6	ANSELL	1:01.136	108	KEEBLE	33.089	19	167	BAILEY	1:34.346	1:34.660	0.314
20	167	BAILEY	1:01.383	6	ANSELL	33.147	20	94	BURCH	1:34.426	1:34.686	0.260
21	108	KEEBLE	1:01.464	94	BURCH	33.335	21	108	KEEBLE	1:34.553	1:34.958	0.405
22	46	BRIGDEN	1:01.517	46	BRIGDEN	33.536	22	46	BRIGDEN	1:35.053	1:35.053	0.000
23	145	PERRETT	1:02.193	145	PERRETT	33.765	23	145	PERRETT	1:35.958	1:35.958	0.000
24	3	MAUD	1:03.108	93	KIRKWOOD	34.909	24	3	MAUD	1:38.825	1:38.826	0.001
25	38	PETTET	1:06.215	38	PETTET	35.622	25	93	KIRKWOOD	1:41.138	1:41.527	0.389
26	93	KIRKWOOD	1:06.229	3	MAUD	35.717	26	38	PETTET	1:41.837	1:42.098	0.261

Weather / Track : Cloudy / Dry

Results can be found at www.tsl-timing.com

Donington Park National
Circuit Length = 1.9790 miles
Start: 09:58 Flag 10:05 End: 10:06

Printed - 10:15 Sunday, 06 September 2020

BMCRC - MRO Championships 2020 - Rnd 3 @ Donington Park National

Chilton Motors 250 MZ & G-Force Blue Haze GPF

RACE 1 - STATISTICS

Competitors Started 26
Planned Start 2020-09-06 @ 09:45:00.000
Actual Start 2020-09-06 @ 09:58:05.393
Finish Time 2020-09-06 @ 10:05:29.857
Track Length 1.9790mi.
Total Laps 115
Total Distance Covered 227.5927mi.

Session Fastest Lap History

NO	CL	NAME	LAP TIME	TIME OF DAY	LAP	VEHICLE
75		Peter WOODALL	1:28.717	10:01:06.522	2	MZ ETZ 250
9		Gary HOWLETT	1:28.645	10:01:08.709	2	MZ TS250
0	GPF	Paul TOLAND	1:20.321	10:01:50.329	2	Yamaha 350
0	GPF	Paul TOLAND	1:20.313	10:04:31.574	4	Yamaha 350

Session Leader History

NO	CL	NAME	FROM LAP	LAPS LED	DISTANCE	VEHICLE
96		Chris KENT	1	1	1.94 miles	MZ ETZ 250
75		Peter WOODALL	2	4	7.91 miles	MZ ETZ 250

Flag History

TYPE	TIME OF DAY
GREEN	09:58:05.393
FINISH	10:05:29.857

Flag Statistics

TYPE	COUNT	TOTAL LAPS	TOTAL TIME
Green	1	5	8:48.696
Red	0	0	0.000
Safety Car	0	0	0.000
FCY	0	0	0.000

BMCRC - MRO Championships 2020 - Rnd 3 @ Donington Park National

Chilton Motors 250 MZ & G-Force Blue Haze GPF

RACE 1 - STATISTICS

CLASS : GPF

8 Starters

Fastest Lap History

NO	NAME	LAP TIME	TIME OF DAY	LAP	VEHICLE
0	Paul TOLAND	1:20.321	10:01:50.329	2	Yamaha 350
0	Paul TOLAND	1:20.313	10:04:31.574	4	Yamaha 350

Leader History

NO	NAME	FROM LAP	LAPS LED	DISTANCE	VEHICLE
0	Paul TOLAND	1	5	9.85 miles	Yamaha 350

BMCRC - MRO Championships 2020 - Rnd 3 @ Donington Park National

Chilton Motors 250 MZ & G-Force Blue Haze GPF

RACE 1 - STATISTICS

CLASS :

18 Starters

Fastest Lap History

NO	NAME	LAP TIME	TIME OF DAY	LAP	VEHICLE
75	Peter WOODALL	1:28.717	10:01:06.522	2	MZ ETZ 250
9	Gary HOWLETT	1:28.645	10:01:08.709	2	MZ TS250
75	Peter WOODALL	1:27.880	10:02:34.402	3	MZ ETZ 250
85	Andrew WALES	1:27.830	10:02:35.108	3	MZ ETZ 250
44	Robert DESSOY	1:27.589	10:02:35.551	3	MZ ETZ 250
75	Peter WOODALL	1:27.479	10:04:01.880	4	MZ ETZ 250
85	Andrew WALES	1:27.359	10:04:02.466	4	MZ ETZ 250

Leader History

NO	NAME	FROM LAP	LAPS LED	DISTANCE	VEHICLE
96	Chris KENT	1	1	1.94 miles	MZ ETZ 250
75	Peter WOODALL	2	4	7.91 miles	MZ ETZ 250



BMCRC - MRO Championships 2020 - Rnd 3 @ Donington Park National

Chilton Motors 250 MZ & G-Force Blue Haze GPF

RACE 12 - GRID (8 Laps)



ROW 12	36		35	566 Michael WILBY	34	67 Giles SPENCER					
ROW 11			1:42.098	33	38 Chris PETTET	1:41.527	32	93 Stephen KIRKWOOD	1:38.826	31	3 Max MAUD
ROW 10		1:35.053		30	46 Steve BRIGDEN	1:34.958	29	108 Ian KEEBLE	1:34.686	28	94 Simon BURCH
ROW 9			1:34.283	27	6 Paul ANSELL	1:32.743	26	90 Steve PELLIS	1:32.105	25	56 Russell TURNER
ROW 8		1:31.280		24	22 Simon FINCH	1:30.714	23	36 Joe BALDRY	1:28.905	22	32 John ASHMEAD
ROW 7			1:28.599	21	9 Gary HOWLETT	1:28.510	20	69 Alexander MANN	1:27.980	19	96 Chris KENT
ROW 6		1:27.589		18	44 Robert DESSOY	1:27.479	17	75 Peter WOODALL	1:27.359	16	85 Andrew WALES
ROW 5				15			14			13	
ROW 4				12			11	27 Richard HAYWARD		10	175 Steve HIGERTY
ROW 3				9	70 Andrew BURSCOUGH	1:35.958	8	145 Antony PERRETT	1:34.660	7	167 Mark BAILEY
ROW 2		1:33.079		6	33 Kieran LEWIS	1:26.173	5	60 Daniel GOUGH	1:25.654	4	83 Paul GOBOLD
ROW 1			1:24.874	3	228 Clive EMERSON	1:20.498	2	7 Peter MOORE	1:20.313	1	0 Paul TOLAND
											Pole

Donington Park National
Circuit Length = 1.9790 miles

These results are provisional until the conclusion of any judicial and technical matters.

Clerk Of Course :	Steward :	Timekeeper :
-------------------	-----------	--------------

Results can be found at www.tsl-timing.com

Printed - 10:18 Sunday, 06 September 2020





BMCRC - MRO Championships 2020 - Rnd 3 @ Donington Park National

Chilton Motors 250 MZ & G-Force Blue Haze GPF

RACE 12 - CLASSIFICATION

POS	NO	CL	PIC NAME	ENTRY	LAPS	TIME	GAP	DIFF	MPH	BEST	ON
1	0	GPF	1 Paul TOLAND	Yamaha 350 -	8	10:58.457			86.35	1:21.096	2
2	7	GPF	2 Peter MOORE	Yamaha TZR 250 - Station Garage , Isle of Man	8	11:04.387	5.930	5.930	85.58	1:21.782	2
3	70	GPF	3 Andrew BURSCOUGH	Yamaha YPVS 350 - Apollo/Merlin/Abbey/Martitaniu	8	11:20.591	22.134	16.204	83.54	1:24.708	2
4	83	GPF	4 Paul GODBOLD	Yamaha TZR250 - Hill Farm Tree Services	8	11:27.459	29.002	6.868	82.71	1:25.150	3
5	228	GPF	5 Clive EMERSON	Yamaha RD350YPVS -	8	11:29.202	30.745	1.743	82.50	1:24.232	2
6	60	GPF	6 Daniel GOUGH	Yamaha TZR250 - G Force Motorcycles	8	11:51.529	53.072	22.327	79.91	1:28.118	8
7	75		1 Peter WOODALL	MZ ETZ 250 - Core Projects Ltd	8	12:16.861	1:18.404	25.332	77.16	1:27.441	4
8	85		2 Andrew WALES	MZ ETZ 250 - Illuminated Design LTD	8	12:17.910	1:19.453	1.049	77.05	1:27.435	7
9	96		3 Chris KENT	MZ ETZ 250 - Buxton Powder Coating	8	12:23.060	1:24.603	5.150	76.52	1:27.322	4
10	44		4 Robert DESSOY	MZ ETZ 250 - Eastern Garage Racing	8	12:25.350	1:26.893	2.290	76.28	1:28.033	2
11	69		5 Alexander MANN	MZ ETZ 250 - HS RACING	8	12:25.804	1:27.347	0.454	76.24	1:28.016	3
12	9		6 Gary HOWLETT	MZ TS250 - HS Racing	8	12:25.899	1:27.442	0.095	76.23	1:28.491	2
13	167	GPF	7 Mark BAILEY	Yamaha TZR250 - Gforce motorcycles	7	11:07.108	1 Lap	1 Lap	74.55	1:34.074	7
14	32		7 John ASHMEAD	MZ ETZ 250 -	7	11:08.278	1 Lap	1.170	74.42	1:29.733	3
15	145	GPF	8 Antony PERRETT	Suzuki T500 -	7	11:14.051	1 Lap	5.773	73.78	1:34.699	7
16	22		8 Simon FINCH	MZ ETZ250 - BlueCloud Projects Ltd	7	11:16.328	1 Lap	2.277	73.53	1:31.184	2
17	56		9 Russell TURNER	MZ ETZ 250 -	7	11:31.775	1 Lap	15.447	71.89	1:33.231	2
18	108		10 Ian KEEBLE	MZ ETZ 250 -	7	11:35.051	1 Lap	3.276	71.55	1:33.923	3
19	46		11 Steve BRIGDEN	MZ ETZ 250 -	7	11:41.478	1 Lap	6.427	70.90	1:34.942	4
20	36		12 Joe BALDRY	MZ ETZ 251 - Chilton Motors	7	11:48.327	1 Lap	6.849	70.21	1:35.437	2
21	94		13 Simon BURCH	MZ ETZ 250 - Chilton Motors	7	11:56.822	1 Lap	8.495	69.38	1:34.824	4
22	6		14 Paul ANSELL	MZ ETZ 250 -	7	12:02.560	1 Lap	5.738	68.83	1:36.985	7
23	566		15 Michael WILBY	MZ ETZ 250 - Sziler UK	7	12:04.825	1 Lap	2.265	68.61	1:37.752	2
24	38		16 Chris PETTET	MZ ETZ250 -	7	12:37.134	1 Lap	32.309	65.68	1:42.078	2
25	93		17 Stephen KIRKWOOD	MZ ETZ 250 - Chilton Motors	6	11:04.095	2 Laps	1 Lap	64.16	1:42.013	6

NOT CLASSIFIED

DNF	90		Steve PELLIS	MZ ETZ250 - LEC Group	4	6:54.532	4 Laps	2 Laps	68.41	1:34.181	2
DNF	3		Max MAUD	MZ ETZ 250 -	0						

FASTEST LAP

	0	GPF	Paul TOLAND	Yamaha 350 -	2	1:21.096			87.85 mph	141.38 kph	
	96		Chris KENT	MZ ETZ 250 - Buxton Powder Coating	4	1:27.322			81.59 mph	131.30 kph	

Class GPF - 92.5% of Race Speed = 79.87 mph

Class - 92.5% of Race Speed = 71.37 mph

Donington Park National
Circuit Length = 1.9790 miles
Start: 13:57 Flag 14:08 End: 14:10

Weather / Track : Cloudy / Dry

These results are provisional until the conclusion of any judicial and technical matters.

Clerk Of Course :	Steward :	Timekeeper :
-------------------	-----------	--------------

Results can be found at www.tsl-timing.com

Printed - 14:10 Sunday, 06 September 2020



BMCRC - MRO Championships 2020 - Rnd 3 @ Donington Park National

Chilton Motors 250 MZ & G-Force Blue Haze GPF

RACE 12 - LAP CHART

LAP 1 @ 13:58:55.309

NO	BEHIND	LAP TIME
0		1:23.746
7	0.575	1:24.321
70	1.888	1:25.634
83	4.410	1:28.156
228	4.869	1:28.615
60	6.326	1:30.072
167	13.103	1:36.849
145	17.474	1:41.220
96	37.289	2:01.035
75	37.616	2:01.362
44	37.961	2:01.707
85	38.161	2:01.907
69	38.315	2:02.061
32	38.405	2:02.151
9	38.589	2:02.335
22	39.582	2:03.328
36	41.928	2:05.674
56	43.603	2:07.349
108	44.202	2:07.948
90	44.922	2:08.668
46	45.763	2:09.509
94	46.432	2:10.178
6	49.199	2:12.945
566	50.591	2:14.337
38	50.877	2:14.623
93	56.268	2:20.014

LAP 2 @ 14:00:16.405

NO	BEHIND	LAP TIME
0		1:21.096
7	1.261	1:21.782
70	5.500	1:24.708
228	8.005	1:24.232
83	8.808	1:25.494
60	13.635	1:28.405
167	26.962	1:34.955
145	33.107	1:36.729
75	44.237	1:27.717
96	44.638	1:28.445
44	44.898	1:28.033
85	45.370	1:28.305
69	45.628	1:28.409
9	45.984	1:28.491
32	47.104	1:29.795
22	49.670	1:31.184
56	55.738	1:33.231
36	56.269	1:35.437
108	57.555	1:34.449
90	58.007	1:34.181
46	59.773	1:35.106
94	1:00.387	1:35.051
6	1:06.439	1:38.336
566	1:07.247	1:37.752
38	1:11.859	1:42.078

LAP 3 @ 14:01:37.734

NO	BEHIND	LAP TIME
0		1:21.329
93	1 Lap	1:46.363
7	2.011	1:22.079
70	9.148	1:24.977

83	12.629	1:25.150
228	13.188	1:26.512
60	21.005	1:28.699
167	40.314	1:34.681
145	46.748	1:34.970
75	50.539	1:27.631
96	50.954	1:27.645
85	51.809	1:27.768
44	51.992	1:28.423
69	52.315	1:28.016
9	53.196	1:28.541
32	55.508	1:29.733
22	59.948	1:31.607
56	1:08.239	1:33.830
108	1:10.149	1:33.923
36	1:11.084	1:36.144
90	1:12.770	1:36.092
46	1:14.508	1:36.064
94	1:15.340	1:36.282

LAP 4 @ 14:03:00.734

NO	BEHIND	LAP TIME
0		1:23.000
6	1 Lap	1:38.675
7	1.445	1:22.434
566	1 Lap	1:38.639
38	1 Lap	1:43.076
70	10.880	1:24.732
83	14.987	1:25.358
228	17.098	1:26.910
93	1 Lap	1:44.821
60	27.150	1:29.145
167	52.879	1:35.565
75	54.980	1:27.441
96	55.276	1:27.322
85	57.253	1:28.444
44	58.374	1:29.382
69	58.460	1:29.145
145	1:00.153	1:36.405
9	1:00.518	1:30.322
32	1:02.872	1:30.364
22	1:09.398	1:32.450
56	1:20.058	1:34.819

LAP 5 @ 14:04:22.317

NO	BEHIND	LAP TIME
0		1:21.583
108	1 Lap	1:34.754
36	1 Lap	1:36.316
7	3.115	1:23.253
90	1 Lap	1:35.591
46	1 Lap	1:34.942
94	1 Lap	1:34.824
70	14.353	1:25.056
6	1 Lap	1:38.786
566	1 Lap	1:38.515
83	18.783	1:25.379
228	21.852	1:26.337
60	33.964	1:28.397
38	1 Lap	1:45.254
93	1 Lap	1:47.458
75	1:02.575	1:29.178
96	1:03.858	1:30.165
85	1:03.888	1:28.218

44	1:05.607	1:28.816
167	1:06.591	1:35.295
69	1:07.181	1:30.304
9	1:08.580	1:29.645
32	1:12.452	1:31.163
145	1:13.826	1:35.256
22	1:21.147	1:33.332

LAP 6 @ 14:05:44.638

NO	BEHIND	LAP TIME
0		1:22.321
7	3.619	1:22.825
56	1 Lap	1:34.098
108	1 Lap	1:34.516
70	17.219	1:25.187
46	1 Lap	1:35.495
36	1 Lap	1:38.504
94	1 Lap	1:36.579
83	22.176	1:25.714
228	24.676	1:25.145
6	1 Lap	1:38.450
566	1 Lap	1:38.092
60	41.864	1:30.221
38	1 Lap	1:44.739
75	1:08.391	1:28.137
93	1 Lap	1:43.426
85	1:09.602	1:28.035
96	1:09.741	1:28.204
44	1:12.952	1:29.666
69	1:14.064	1:29.204
9	1:15.401	1:29.142
167	1:19.959	1:35.689

LAP 7 @ 14:07:07.320

NO	BEHIND	LAP TIME
0		1:22.682
32	1 Lap	1:33.631
145	1 Lap	1:34.772
7	3.992	1:23.055
22	1 Lap	1:32.087
70	19.389	1:24.852
56	1 Lap	1:34.743
108	1 Lap	1:34.722
83	25.765	1:26.271
228	27.859	1:25.865
46	1 Lap	1:35.188
36	1 Lap	1:37.443
94	1 Lap	1:47.641
60	47.654	1:28.472
6	1 Lap	1:38.383
566	1 Lap	1:38.336
75	1:13.642	1:27.933
85	1:14.355	1:27.435
96	1:17.350	1:30.291
38	1 Lap	1:44.125
44	1:20.218	1:29.948
69	1:20.311	1:28.929
9	1:21.378	1:28.659

LAP 8 @ 14:08:30.020

NO	BEHIND	LAP TIME
0		1:22.700
93	2 Laps	1:42.013

7	5.930	1:24.638
167	1 Lap	1:34.074
32	1 Lap	1:31.441
145	1 Lap	1:34.699
22	1 Lap	1:32.340
70	22.134	1:25.445
83	29.002	1:25.937
228	30.745	1:25.586
56	1 Lap	1:33.705
108	1 Lap	1:34.739
46	1 Lap	1:35.174
36	1 Lap	1:38.809
60	53.072	1:28.118
94	1 Lap	1:36.267
6	1 Lap	1:36.985
566	1 Lap	1:39.154
75	1:18.404	1:27.462
85	1:19.453	1:27.798
96	1:24.603	1:29.953
44	1:26.893	1:29.375
69	1:27.347	1:29.736
9	1:27.442	1:28.764
38	1 Lap	1:43.239

Weather / Track : Cloudy / Dry

Results can be found at www.tsl-timing.com

Donington Park National
Circuit Length = 1.9790 miles
Start: 13:57 Flag 14:08 End: 14:10

Printed - 14:10 Sunday, 06 September 2020

BMCRC - MRO Championships 2020 - Rnd 3 @ Donington Park National

Chilton Motors 250 MZ & G-Force Blue Haze GPF

RACE 12 - SECTOR ANALYSIS



SECTOR 1 = FL to I1, SECTOR 2 = I1 to FL, DIFF = Difference To Personal Best Lap, P = Crossed Finish Line in Pit Lane, D = Time Disallowed

P1		0 GPF		Paul TOLAND		Yamaha 350 -	
IDEAL LAP TIME : 1:21.063		BEST LAP TIME : 1:21.096		DIFFERENCE : 0.033			
LAP	SECTOR 1	SECTOR 2	LAP TIME	MPH	DIFF	TIME OF DAY	
1 -		28.600	1:23.746	85.07	2.650	13:58:55.309	
2 -	52.509	28.587	1:21.096 (1)	87.85		14:00:16.405	
3 -	52.775	28.554	1:21.329 (2)	87.60	0.233	14:01:37.734	
4 -	53.347	29.653	1:23.000	85.83	1.904	14:03:00.734	
5 -	52.962	28.621	1:21.583 (3)	87.32	0.487	14:04:22.317	
6 -	53.431	28.890	1:22.321	86.54	1.225	14:05:44.638	
7 -	52.709	29.973	1:22.682	86.16	1.586	14:07:07.320	
8 -	53.413	29.287	1:22.700	86.15	1.604	14:08:30.020	

P2		7 GPF		Peter MOORE		Yamaha TZR 250 - Station Garage , Isle of Man	
IDEAL LAP TIME : 1:21.264		BEST LAP TIME : 1:21.782		DIFFERENCE : 0.518			
LAP	SECTOR 1	SECTOR 2	LAP TIME	MPH	DIFF	TIME OF DAY	
1 -		28.646	1:24.321	84.49	2.539	13:58:55.884	
2 -	52.618	29.164	1:21.782 (1)	87.11		14:00:17.666	
3 -	52.934	29.145	1:22.079 (2)	86.80	0.297	14:01:39.745	
4 -	53.269	29.165	1:22.434 (3)	86.42	0.652	14:03:02.179	
5 -	53.009	30.244	1:23.253	85.57	1.471	14:04:25.432	
6 -	53.445	29.380	1:22.825	86.02	1.043	14:05:48.257	
7 -	53.830	29.225	1:23.055	85.78	1.273	14:07:11.312	
8 -	55.117	29.521	1:24.638	84.17	2.856	14:08:35.950	

P3		70 GPF		Andrew BURSCOUGH		Yamaha YPVS 350 - Apollo/Merlin/Abbey/Martitanium	
IDEAL LAP TIME : 1:23.300		BEST LAP TIME : 1:24.708		DIFFERENCE : 1.408			
LAP	SECTOR 1	SECTOR 2	LAP TIME	MPH	DIFF	TIME OF DAY	
1 -		29.024	1:25.634	83.19	0.926	13:58:57.197	
2 -	54.276	30.432	1:24.708 (1)	84.10		14:00:21.905	
3 -	55.319	29.658	1:24.977	83.84	0.269	14:01:46.882	
4 -	55.013	29.719	1:24.732 (2)	84.08	0.024	14:03:11.614	
5 -	55.750	29.306	1:25.056	83.76	0.348	14:04:36.670	
6 -	55.015	30.172	1:25.187	83.63	0.479	14:06:01.857	
7 -	55.188	29.664	1:24.852 (3)	83.96	0.144	14:07:26.709	
8 -	55.485	29.960	1:25.445	83.38	0.737	14:08:52.154	

P4		83 GPF		Paul GODBOLD		Yamaha TZR250 - Hill Farm Tree Services	
IDEAL LAP TIME : 1:24.894		BEST LAP TIME : 1:25.150		DIFFERENCE : 0.256			
LAP	SECTOR 1	SECTOR 2	LAP TIME	MPH	DIFF	TIME OF DAY	
1 -		29.675	1:28.156	80.81	3.006	13:58:59.719	
2 -	55.234	30.260	1:25.494	83.33	0.344	14:00:25.213	
3 -	55.376	29.774	1:25.150 (1)	83.67		14:01:50.363	
4 -	55.219	30.139	1:25.358 (2)	83.46	0.208	14:03:15.721	
5 -	55.448	29.931	1:25.379 (3)	83.44	0.229	14:04:41.100	
6 -	55.278	30.436	1:25.714	83.12	0.564	14:06:06.814	
7 -	56.146	30.125	1:26.271	82.58	1.121	14:07:33.085	
8 -	55.528	30.409	1:25.937	82.90	0.787	14:08:59.022	

Weather / Track : Cloudy / Dry

Donington Park National
 Circuit Length = 1.9790 miles
 Start: 13:57 Flag 14:08 End: 14:10

BMCRC - MRO Championships 2020 - Rnd 3 @ Donington Park National

Chilton Motors 250 MZ & G-Force Blue Haze GPF

RACE 12 - SECTOR ANALYSIS



SECTOR 1 = FL to I1, SECTOR 2 = I1 to FL, DIFF = Difference To Personal Best Lap, P = Crossed Finish Line in Pit Lane, D = Time Disallowed

P5	228 GPF	Clive EMERSON	Yamaha RD350YPVS -			
IDEAL LAP TIME : 1:24.157		BEST LAP TIME : 1:24.232		DIFFERENCE : 0.075		

LAP	SECTOR 1	SECTOR 2	LAP TIME	MPH	DIFF	TIME OF DAY
1 -		29.396	1:28.615	80.39	4.383	13:59:00.178
2 -	54.761	29.471	1:24.232 (1)	84.58		14:00:24.410
3 -	55.721	30.791	1:26.512	82.35	2.280	14:01:50.922
4 -	55.953	30.957	1:26.910	81.97	2.678	14:03:17.832
5 -	56.030	30.307	1:26.337	82.52	2.105	14:04:44.169
6 -	55.481	29.664	1:25.145 (2)	83.67	0.913	14:06:09.314
7 -	55.965	29.900	1:25.865	82.97	1.633	14:07:35.179
8 -	55.699	29.887	1:25.586 (3)	83.24	1.354	14:09:00.765

P6	60 GPF	Daniel GOUGH	Yamaha TZR250 - G Force Motorcycles			
IDEAL LAP TIME : 1:27.594		BEST LAP TIME : 1:28.118		DIFFERENCE : 0.524		

LAP	SECTOR 1	SECTOR 2	LAP TIME	MPH	DIFF	TIME OF DAY
1 -		30.771	1:30.072	79.09	1.954	13:59:01.635
2 -	56.823	31.582	1:28.405 (3)	80.59	0.287	14:00:30.040
3 -	57.648	31.051	1:28.699	80.32	0.581	14:01:58.739
4 -	57.608	31.537	1:29.145	79.92	1.027	14:03:27.884
5 -	57.364	31.033	1:28.397 (2)	80.59	0.279	14:04:56.281
6 -	57.640	32.581	1:30.221	78.96	2.103	14:06:26.502
7 -	57.188	31.284	1:28.472	80.52	0.354	14:07:54.974
8 -	57.257	30.861	1:28.118 (1)	80.85		14:09:23.092

P7	75	Peter WOODALL	MZ ETZ 250 - Core Projects Ltd			
IDEAL LAP TIME : 1:27.229		BEST LAP TIME : 1:27.441		DIFFERENCE : 0.212		

LAP	SECTOR 1	SECTOR 2	LAP TIME	MPH	DIFF	TIME OF DAY
1 -		32.272	2:01.362	58.70	33.921	13:59:32.925
2 -	56.805	30.912	1:27.717	81.22	0.276	14:01:00.642
3 -	56.707	30.924	1:27.631 (3)	81.30	0.190	14:02:28.273
4 -	56.576	30.865	1:27.441 (1)	81.47		14:03:55.714
5 -	58.061	31.117	1:29.178	79.89	1.737	14:05:24.892
6 -	56.651	31.486	1:28.137	80.83	0.696	14:06:53.029
7 -	56.731	31.202	1:27.933	81.02	0.492	14:08:20.962
8 -	56.364	31.098	1:27.462 (2)	81.45	0.021	14:09:48.424

P8	85	Andrew WALES	MZ ETZ 250 - Illuminated Design LTD			
IDEAL LAP TIME : 1:27.406		BEST LAP TIME : 1:27.435		DIFFERENCE : 0.029		

LAP	SECTOR 1	SECTOR 2	LAP TIME	MPH	DIFF	TIME OF DAY
1 -		32.388	2:01.907	58.44	34.472	13:59:33.470
2 -	56.942	31.363	1:28.305	80.68	0.870	14:01:01.775
3 -	56.572	31.196	1:27.768 (2)	81.17	0.333	14:02:29.543
4 -	57.029	31.415	1:28.444	80.55	1.009	14:03:57.987
5 -	56.962	31.256	1:28.218	80.76	0.783	14:05:26.205
6 -	56.767	31.268	1:28.035	80.92	0.600	14:06:54.240
7 -	56.210	31.225	1:27.435 (1)	81.48		14:08:21.675
8 -	56.324	31.474	1:27.798 (3)	81.14	0.363	14:09:49.473

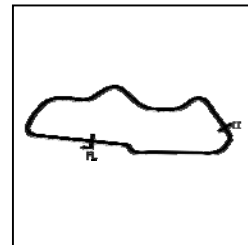
Weather / Track : Cloudy / Dry

Donington Park National
Circuit Length = 1.9790 miles
Start: 13:57 Flag 14:08 End: 14:10

BMCRC - MRO Championships 2020 - Rnd 3 @ Donington Park National

Chilton Motors 250 MZ & G-Force Blue Haze GPF

RACE 12 - SECTOR ANALYSIS



SECTOR 1 = FL to I1, SECTOR 2 = I1 to FL, DIFF = Difference To Personal Best Lap, P = Crossed Finish Line in Pit Lane, D = Time Disallowed

P9 96		Chris KENT		MZ ETZ 250 - Buxton Powder Coating		
IDEAL LAP TIME : 1:27.293		BEST LAP TIME : 1:27.322		DIFFERENCE : 0.029		
LAP	SECTOR 1	SECTOR 2	LAP TIME	MPH	DIFF	TIME OF DAY
1 -		31.512	2:01.035	58.86	33.713	13:59:32.598
2 -	57.525	30.920	1:28.445	80.55	1.123	14:01:01.043
3 -	56.728	30.917	1:27.645 (2)	81.28	0.323	14:02:28.688
4 -	56.453	30.869	1:27.322 (1)	81.59		14:03:56.010
5 -	58.494	31.671	1:30.165	79.01	2.843	14:05:26.175
6 -	56.623	31.581	1:28.204 (3)	80.77	0.882	14:06:54.379
7 -	56.424	33.867	1:30.291	78.90	2.969	14:08:24.670
8 -	57.998	31.955	1:29.953	79.20	2.631	14:09:54.623

P10 44		Robert DESOY		MZ ETZ 250 - Eastern Garage Racing		
IDEAL LAP TIME : 1:27.809		BEST LAP TIME : 1:28.033		DIFFERENCE : 0.224		
LAP	SECTOR 1	SECTOR 2	LAP TIME	MPH	DIFF	TIME OF DAY
1 -		31.522	2:01.707	58.53	33.674	13:59:33.270
2 -	57.027	31.006	1:28.033 (1)	80.93		14:01:01.303
3 -	57.091	31.332	1:28.423 (2)	80.57	0.390	14:02:29.726
4 -	56.803	32.579	1:29.382	79.71	1.349	14:03:59.108
5 -	57.170	31.646	1:28.816 (3)	80.21	0.783	14:05:27.924
6 -	57.938	31.728	1:29.666	79.45	1.633	14:06:57.590
7 -	57.896	32.052	1:29.948	79.20	1.915	14:08:27.538
8 -	58.151	31.224	1:29.375	79.71	1.342	14:09:56.913

P11 69		Alexander MANN		MZ ETZ 250 - HS RACING		
IDEAL LAP TIME : 1:28.016		BEST LAP TIME : 1:28.016		DIFFERENCE : 0.000		
LAP	SECTOR 1	SECTOR 2	LAP TIME	MPH	DIFF	TIME OF DAY
1 -		32.173	2:02.061	58.36	34.045	13:59:33.624
2 -	57.014	31.395	1:28.409 (2)	80.58	0.393	14:01:02.033
3 -	56.776	31.240	1:28.016 (1)	80.94		14:02:30.049
4 -	56.831	32.314	1:29.145	79.92	1.129	14:03:59.194
5 -	57.426	32.878	1:30.304	78.89	2.288	14:05:29.498
6 -	57.748	31.456	1:29.204	79.86	1.188	14:06:58.702
7 -	56.907	32.022	1:28.929 (3)	80.11	0.913	14:08:27.631
8 -	57.886	31.850	1:29.736	79.39	1.720	14:09:57.367

P12 9		Gary HOWLETT		MZ TS250 - HS Racing		
IDEAL LAP TIME : 1:28.060		BEST LAP TIME : 1:28.491		DIFFERENCE : 0.431		
LAP	SECTOR 1	SECTOR 2	LAP TIME	MPH	DIFF	TIME OF DAY
1 -		31.896	2:02.335	58.23	33.844	13:59:33.898
2 -	57.336	31.155	1:28.491 (1)	80.51		14:01:02.389
3 -	57.003	31.538	1:28.541 (2)	80.46	0.050	14:02:30.930
4 -	58.178	32.144	1:30.322	78.88	1.831	14:04:01.252
5 -	57.946	31.699	1:29.645	79.47	1.154	14:05:30.897
6 -	58.015	31.127	1:29.142	79.92	0.651	14:07:00.039
7 -	57.602	31.057	1:28.659 (3)	80.36	0.168	14:08:28.698
8 -	57.129	31.635	1:28.764	80.26	0.273	14:09:57.462

P13 167 GPF		Mark BAILEY		Yamaha TZR250 - Gforce motorcycles		
IDEAL LAP TIME : 1:33.932		BEST LAP TIME : 1:34.074		DIFFERENCE : 0.142		
LAP	SECTOR 1	SECTOR 2	LAP TIME	MPH	DIFF	TIME OF DAY
1 -		33.052	1:36.849	73.56	2.775	13:59:08.412
2 -	1:01.426	33.529	1:34.955 (3)	75.03	0.881	14:00:43.367
3 -	1:01.855	32.826	1:34.681 (2)	75.24	0.607	14:02:18.048
4 -	1:02.004	33.561	1:35.565	74.55	1.491	14:03:53.613
5 -	1:01.785	33.510	1:35.295	74.76	1.221	14:05:28.908
6 -	1:01.955	33.734	1:35.689	74.45	1.615	14:07:04.597
7 -	1:01.106	32.968	1:34.074 (1)	75.73		14:08:38.671

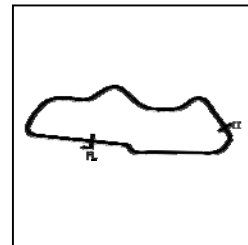
Weather / Track : Cloudy / Dry

Donington Park National
Circuit Length = 1.9790 miles
Start: 13:57 Flag 14:08 End: 14:10

BMCRC - MRO Championships 2020 - Rnd 3 @ Donington Park National

Chilton Motors 250 MZ & G-Force Blue Haze GPF

RACE 12 - SECTOR ANALYSIS



SECTOR 1 = FL to I1, SECTOR 2 = I1 to FL, DIFF = Difference To Personal Best Lap, P = Crossed Finish Line in Pit Lane, D = Time Disallowed

P14 32		John ASHMEAD		MZ ETZ 250 -		
IDEAL LAP TIME : 1:29.372		BEST LAP TIME : 1:29.733		DIFFERENCE : 0.361		
LAP	SECTOR 1	SECTOR 2	LAP TIME	MPH	DIFF	TIME OF DAY
1 -		31.532	2:02.151	58.32	32.418	13:59:33.714
2 -	58.217	31.578	1:29.795 (2)	79.34	0.062	14:01:03.509
3 -	57.840	31.893	1:29.733 (1)	79.39		14:02:33.242
4 -	58.053	32.311	1:30.364 (3)	78.84	0.631	14:04:03.606
5 -	58.744	32.419	1:31.163	78.15	1.430	14:05:34.769
6 -	59.740	33.891	1:33.631	76.09	3.898	14:07:08.400
7 -	59.092	32.349	1:31.441	77.91	1.708	14:08:39.841

P15 145 GPF		Antony PERRETT		Suzuki T500 -		
IDEAL LAP TIME : 1:34.263		BEST LAP TIME : 1:34.699		DIFFERENCE : 0.436		
LAP	SECTOR 1	SECTOR 2	LAP TIME	MPH	DIFF	TIME OF DAY
1 -		33.856	1:41.220	70.38	6.521	13:59:12.783
2 -	1:02.736	33.993	1:36.729	73.65	2.030	14:00:49.512
3 -	1:01.164	33.806	1:34.970 (3)	75.01	0.271	14:02:24.482
4 -	1:01.990	34.415	1:36.405	73.90	1.706	14:04:00.887
5 -	1:01.867	33.389	1:35.256	74.79	0.557	14:05:36.143
6 -	1:01.673	33.099	1:34.772 (2)	75.17	0.073	14:07:10.915
7 -	1:01.195	33.504	1:34.699 (1)	75.23		14:08:45.614

P16 22		Simon FINCH		MZ ETZ250 - BlueCloud Projects Ltd		
IDEAL LAP TIME : 1:31.003		BEST LAP TIME : 1:31.184		DIFFERENCE : 0.181		
LAP	SECTOR 1	SECTOR 2	LAP TIME	MPH	DIFF	TIME OF DAY
1 -		32.159	2:03.328	57.76	32.144	13:59:34.891
2 -	58.884	32.300	1:31.184 (1)	78.13		14:01:06.075
3 -	58.844	32.763	1:31.607 (2)	77.77	0.423	14:02:37.682
4 -	59.267	33.183	1:32.450	77.06	1.266	14:04:10.132
5 -	59.792	33.540	1:33.332	76.33	2.148	14:05:43.464
6 -	59.556	32.531	1:32.087 (3)	77.36	0.903	14:07:15.551
7 -	59.247	33.093	1:32.340	77.15	1.156	14:08:47.891

P17 56		Russell TURNER		MZ ETZ 250 -		
IDEAL LAP TIME : 1:33.231		BEST LAP TIME : 1:33.231		DIFFERENCE : 0.000		
LAP	SECTOR 1	SECTOR 2	LAP TIME	MPH	DIFF	TIME OF DAY
1 -		34.758	2:07.349	55.94	34.118	13:59:38.912
2 -	1:00.198	33.033	1:33.231 (1)	76.41		14:01:12.143
3 -	1:00.319	33.511	1:33.830 (3)	75.93	0.599	14:02:45.973
4 -	1:00.988	33.831	1:34.819	75.13	1.588	14:04:20.792
5 -	1:00.380	33.718	1:34.098	75.71	0.867	14:05:54.890
6 -	1:01.041	33.702	1:34.743	75.19	1.512	14:07:29.633
7 -	1:00.490	33.215	1:33.705 (2)	76.03	0.474	14:09:03.338

P18 108		Ian KEEBLE		MZ ETZ 250 -		
IDEAL LAP TIME : 1:33.892		BEST LAP TIME : 1:33.923		DIFFERENCE : 0.031		
LAP	SECTOR 1	SECTOR 2	LAP TIME	MPH	DIFF	TIME OF DAY
1 -		33.443	2:07.948	55.68	34.025	13:59:39.511
2 -	1:01.268	33.181	1:34.449 (2)	75.43	0.526	14:01:13.960
3 -	1:00.816	33.107	1:33.923 (1)	75.85		14:02:47.883
4 -	1:01.345	33.409	1:34.754	75.19	0.831	14:04:22.637
5 -	1:01.076	33.440	1:34.516 (3)	75.38	0.593	14:05:57.153
6 -	1:01.646	33.076	1:34.722	75.21	0.799	14:07:31.875
7 -	1:01.309	33.430	1:34.739	75.20	0.816	14:09:06.614

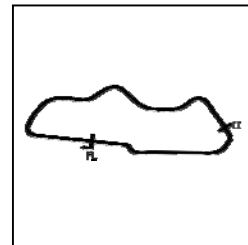
Weather / Track : Cloudy / Dry

Donington Park National
Circuit Length = 1.9790 miles
Start: 13:57 Flag 14:08 End: 14:10

BMCRC - MRO Championships 2020 - Rnd 3 @ Donington Park National

Chilton Motors 250 MZ & G-Force Blue Haze GPF

RACE 12 - SECTOR ANALYSIS



SECTOR 1 = FL to I1, SECTOR 2 = I1 to FL, DIFF = Difference To Personal Best Lap, P = Crossed Finish Line in Pit Lane, D = Time Disallowed

P19 46		Steve BRIGDEN		MZ ETZ 250 -		
IDEAL LAP TIME : 1:34.490		BEST LAP TIME : 1:34.942		DIFFERENCE : 0.452		
LAP	SECTOR 1	SECTOR 2	LAP TIME	MPH	DIFF	TIME OF DAY
1 -		33.094	2:09.509	55.01	34.567	13:59:41.072
2 -	1:01.396	33.710	1:35.106 (2)	74.91	0.164	14:01:16.178
3 -	1:02.204	33.860	1:36.064	74.16	1.122	14:02:52.242
4 -	1:01.788	33.154	1:34.942 (1)	75.04		14:04:27.184
5 -	1:01.544	33.951	1:35.495	74.60	0.553	14:06:02.679
6 -	1:01.528	33.660	1:35.188	74.84	0.246	14:07:37.867
7 -	1:01.485	33.689	1:35.174 (3)	74.85	0.232	14:09:13.041

P20 36		Joe BALDRY		MZ ETZ 251 - Chilton Motors		
IDEAL LAP TIME : 1:34.185		BEST LAP TIME : 1:35.437		DIFFERENCE : 1.252		
LAP	SECTOR 1	SECTOR 2	LAP TIME	MPH	DIFF	TIME OF DAY
1 -		32.665	2:05.674	56.69	30.237	13:59:37.237
2 -	1:01.520	33.917	1:35.437 (1)	74.65		14:01:12.674
3 -	1:01.677	34.467	1:36.144 (2)	74.10	0.707	14:02:48.818
4 -	1:02.102	34.214	1:36.316 (3)	73.97	0.879	14:04:25.134
5 -	1:03.074	35.430	1:38.504	72.32	3.067	14:06:03.638
6 -	1:02.519	34.924	1:37.443	73.11	2.006	14:07:41.081
7 -	1:03.941	34.868	1:38.809	72.10	3.372	14:09:19.890

P21 94		Simon BURCH		MZ ETZ 250 - Chilton Motors		
IDEAL LAP TIME : 1:34.759		BEST LAP TIME : 1:34.824		DIFFERENCE : 0.065		
LAP	SECTOR 1	SECTOR 2	LAP TIME	MPH	DIFF	TIME OF DAY
1 -		34.159	2:10.178	54.72	35.354	13:59:41.741
2 -	1:01.268	33.783	1:35.051 (2)	74.95	0.227	14:01:16.792
3 -	1:01.921	34.361	1:36.282	73.99	1.458	14:02:53.074
4 -	1:01.333	33.491	1:34.824 (1)	75.13		14:04:27.898
5 -	1:02.394	34.185	1:36.579	73.77	1.755	14:06:04.477
6 -	1:02.232	45.409	1:47.641	66.18	12.817	14:07:52.118
7 -	1:02.455	33.812	1:36.267 (3)	74.00	1.443	14:09:28.385

P22 6		Paul ANSELL		MZ ETZ 250 -		
IDEAL LAP TIME : 1:36.679		BEST LAP TIME : 1:36.985		DIFFERENCE : 0.306		
LAP	SECTOR 1	SECTOR 2	LAP TIME	MPH	DIFF	TIME OF DAY
1 -		34.628	2:12.945	53.59	35.960	13:59:44.508
2 -	1:04.063	34.273	1:38.336 (2)	72.45	1.351	14:01:22.844
3 -	1:03.775	34.900	1:38.675	72.20	1.690	14:03:01.519
4 -	1:04.193	34.593	1:38.786	72.12	1.801	14:04:40.305
5 -	1:03.334	35.116	1:38.450	72.36	1.465	14:06:18.755
6 -	1:04.178	34.205	1:38.383 (3)	72.41	1.398	14:07:57.138
7 -	1:02.474	34.511	1:36.985 (1)	73.46		14:09:34.123

P23 566		Michael WILBY		MZ ETZ 250 - Sziler UK		
IDEAL LAP TIME : 1:37.513		BEST LAP TIME : 1:37.752		DIFFERENCE : 0.239		
LAP	SECTOR 1	SECTOR 2	LAP TIME	MPH	DIFF	TIME OF DAY
1 -		35.058	2:14.337	53.03	36.585	13:59:45.900
2 -	1:03.280	34.472	1:37.752 (1)	72.88		14:01:23.652
3 -	1:03.699	34.940	1:38.639	72.22	0.887	14:03:02.291
4 -	1:03.603	34.912	1:38.515	72.32	0.763	14:04:40.806
5 -	1:03.041	35.051	1:38.092 (2)	72.63	0.340	14:06:18.898
6 -	1:03.675	34.661	1:38.336 (3)	72.45	0.584	14:07:57.234
7 -	1:04.425	34.729	1:39.154	71.85	1.402	14:09:36.388

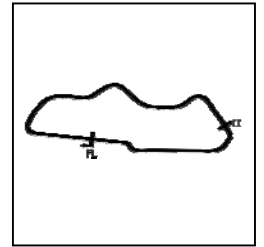
Weather / Track : Cloudy / Dry

Donington Park National
Circuit Length = 1.9790 miles
Start: 13:57 Flag 14:08 End: 14:10

BMCRC - MRO Championships 2020 - Rnd 3 @ Donington Park National

Chilton Motors 250 MZ & G-Force Blue Haze GPF

RACE 12 - SECTOR ANALYSIS



SECTOR 1 = FL to I1, SECTOR 2 = I1 to FL, DIFF = Difference To Personal Best Lap, P = Crossed Finish Line in Pit Lane, D = Time Disallowed

P24 38		Chris PETTET		MZ ETZ250 -		
IDEAL LAP TIME : 1:41.509		BEST LAP TIME : 1:42.078		DIFFERENCE : 0.569		
LAP	SECTOR 1	SECTOR 2	LAP TIME	MPH	DIFF	TIME OF DAY
1 -		35.490	2:14.623	52.92	32.545	13:59:46.186
2 -	1:06.019	36.059	1:42.078 (1)	69.79		14:01:28.264
3 -	1:06.813	36.263	1:43.076 (2)	69.12	0.998	14:03:11.340
4 -	1:07.119	38.135	1:45.254	67.68	3.176	14:04:56.594
5 -	1:07.443	37.296	1:44.739	68.02	2.661	14:06:41.333
6 -	1:07.312	36.813	1:44.125	68.42	2.047	14:08:25.458
7 -	1:06.810	36.429	1:43.239 (3)	69.01	1.161	14:10:08.697

P25 93		Stephen KIRKWOOD		MZ ETZ 250 - Chilton Motors		
IDEAL LAP TIME : 1:41.882		BEST LAP TIME : 1:42.013		DIFFERENCE : 0.131		
LAP	SECTOR 1	SECTOR 2	LAP TIME	MPH	DIFF	TIME OF DAY
1 -		36.023	2:20.014	50.88	38.001	13:59:51.577
2 -	1:10.036	36.327	1:46.363	66.98	4.350	14:01:37.940
3 -	1:08.298	36.523	1:44.821 (3)	67.96	2.808	14:03:22.761
4 -	1:09.954	37.504	1:47.458	66.30	5.445	14:05:10.219
5 -	1:06.529	36.897	1:43.426 (2)	68.88	1.413	14:06:53.645
6 -	1:06.660	35.353	1:42.013 (1)	69.84		14:08:35.658

P26 90		Steve PELLIS		MZ ETZ250 - LEC Group		
IDEAL LAP TIME : 1:34.129		BEST LAP TIME : 1:34.181		DIFFERENCE : 0.052		
LAP	SECTOR 1	SECTOR 2	LAP TIME	MPH	DIFF	TIME OF DAY
1 -		32.970	2:08.668	55.37	34.487	13:59:40.231
2 -	1:01.255	32.926	1:34.181 (1)	75.64		14:01:14.412
3 -	1:02.308	33.784	1:36.092 (3)	74.14	1.911	14:02:50.504
4 -	1:01.203	34.388	1:35.591 (2)	74.53	1.410	14:04:26.095

Weather / Track : Cloudy / Dry

Donington Park National
 Circuit Length = 1.9790 miles
 Start: 13:57 Flag 14:08 End: 14:10

BMCRC - MRO Championships 2020 - Rnd 3 @ Donington Park National

Chilton Motors 250 MZ & G-Force Blue Haze GPF

RACE 12 - BEST SECTORS

SECTOR 1			SECTOR 2			IDEAL / BEST COMPARISON						
POS	NO	NAME	TIME	NO	NAME	TIME	POS	NO	NAME	IDEAL	BEST	DIFF
									PERFECT LAP	1:21.063		
1	0	TOLAND	52.509	0	TOLAND	28.554	1	0	TOLAND	1:21.063	1:21.096	0.033
2	7	MOORE	52.618	7	MOORE	28.646	2	7	MOORE	1:21.264	1:21.782	0.518
3	70	BURSCOUGH	54.276	70	BURSCOUGH	29.024	3	70	BURSCOUGH	1:23.300	1:24.708	1.408
4	228	EMERSON	54.761	228	EMERSON	29.396	4	228	EMERSON	1:24.157	1:24.232	0.075
5	83	GODBOLD	55.219	83	GODBOLD	29.675	5	83	GODBOLD	1:24.894	1:25.150	0.256
6	85	WALES	56.210	60	GOUGH	30.771	6	75	WOODALL	1:27.229	1:27.441	0.212
7	75	WOODALL	56.364	75	WOODALL	30.865	7	96	KENT	1:27.293	1:27.322	0.029
8	96	KENT	56.424	96	KENT	30.869	8	85	WALES	1:27.406	1:27.435	0.029
9	69	MANN	56.776	44	DESSOY	31.006	9	60	GOUGH	1:27.594	1:28.118	0.524
10	44	DESSOY	56.803	9	HOWLETT	31.057	10	44	DESSOY	1:27.809	1:28.033	0.224
11	60	GOUGH	56.823	85	WALES	31.196	11	69	MANN	1:28.016	1:28.016	0.000
12	9	HOWLETT	57.003	69	MANN	31.240	12	9	HOWLETT	1:28.060	1:28.491	0.431
13	32	ASHMEAD	57.840	32	ASHMEAD	31.532	13	32	ASHMEAD	1:29.372	1:29.733	0.361
14	22	FINCH	58.844	22	FINCH	32.159	14	22	FINCH	1:31.003	1:31.184	0.181
15	56	TURNER	1:00.198	36	BALDRY	32.665	15	56	TURNER	1:33.231	1:33.231	0.000
16	108	KEEBLE	1:00.816	167	BAILEY	32.826	16	108	KEEBLE	1:33.892	1:33.923	0.031
17	167	BAILEY	1:01.106	90	PELLS	32.926	17	167	BAILEY	1:33.932	1:34.074	0.142
18	145	PERRETT	1:01.164	56	TURNER	33.033	18	90	PELLS	1:34.129	1:34.181	0.052
19	90	PELLS	1:01.203	108	KEEBLE	33.076	19	36	BALDRY	1:34.185	1:35.437	1.252
20	94	BURCH	1:01.268	46	BRIGDEN	33.094	20	145	PERRETT	1:34.263	1:34.699	0.436
21	46	BRIGDEN	1:01.396	145	PERRETT	33.099	21	46	BRIGDEN	1:34.490	1:34.942	0.452
22	36	BALDRY	1:01.520	94	BURCH	33.491	22	94	BURCH	1:34.759	1:34.824	0.065
23	6	ANSELL	1:02.474	6	ANSELL	34.205	23	6	ANSELL	1:36.679	1:36.985	0.306
24	566	WILBY	1:03.041	566	WILBY	34.472	24	566	WILBY	1:37.513	1:37.752	0.239
25	38	PETTET	1:06.019	93	KIRKWOOD	35.353	25	38	PETTET	1:41.509	1:42.078	0.569
26	93	KIRKWOOD	1:06.529	38	PETTET	35.490	26	93	KIRKWOOD	1:41.882	1:42.013	0.131
27												

Weather / Track : Cloudy / Dry

Results can be found at www.tsl-timing.com

Donington Park National
 Circuit Length = 1.9790 miles
 Start: 13:57 Flag 14:08 End: 14:10

Printed - 14:11 Sunday, 06 September 2020

BMCRC - MRO Championships 2020 - Rnd 3 @ Donington Park National

Chilton Motors 250 MZ & G-Force Blue Haze GPF

RACE 12 - STATISTICS

Competitors Started 27
Planned Start 2020-09-06 @ 13:00:00.000
Actual Start 2020-09-06 @ 13:57:31.562
Finish Time 2020-09-06 @ 14:08:30.019
Track Length 1.9790mi.
Total Laps 190
Total Distance Covered 376.0227mi.

Session Fastest Lap History

NO	CL	NAME	LAP TIME	TIME OF DAY	LAP	VEHICLE
0	GPF	Paul TOLAND	1:21.096	14:00:16.420	2	Yamaha 350

Session Leader History

NO	CL	NAME	FROM LAP	LAPS LED	DISTANCE	VEHICLE
0	GPF	Paul TOLAND	1	8	15.79 miles	Yamaha 350

Flag History

TYPE	TIME OF DAY
GREEN	13:57:31.562
FINISH	14:08:30.019

Flag Statistics

TYPE	COUNT	TOTAL LAPS	TOTAL TIME
Green	1	8	12:40.457
Red	0	0	0.000
Safety Car	0	0	0.000
FCY	0	0	0.000

BMCRC - MRO Championships 2020 - Rnd 3 @ Donington Park National

Chilton Motors 250 MZ & G-Force Blue Haze GPF

RACE 12 - STATISTICS

CLASS :

19 Starters

Fastest Lap History

NO	NAME	LAP TIME	TIME OF DAY	LAP	VEHICLE
75	Peter WOODALL	1:27.717	14:01:00.641	2	MZ ETZ 250
75	Peter WOODALL	1:27.631	14:02:28.272	3	MZ ETZ 250
75	Peter WOODALL	1:27.441	14:03:55.713	4	MZ ETZ 250
96	Chris KENT	1:27.322	14:03:56.013	4	MZ ETZ 250

Leader History

NO	NAME	FROM LAP	LAPS LED	DISTANCE	VEHICLE
96	Chris KENT	1	1	1.94 miles	MZ ETZ 250
75	Peter WOODALL	2	7	13.85 miles	MZ ETZ 250

BMCRC - MRO Championships 2020 - Rnd 3 @ Donington Park National

Chilton Motors 250 MZ & G-Force Blue Haze GPF

RACE 12 - STATISTICS

CLASS : GPF

8 Starters

Fastest Lap History

NO	NAME	LAP TIME	TIME OF DAY	LAP	VEHICLE
0	Paul TOLAND	1:21.096	14:00:16.420	2	Yamaha 350

Leader History

NO	NAME	FROM LAP	LAPS LED	DISTANCE	VEHICLE
0	Paul TOLAND	1	8	15.79 miles	Yamaha 350

BMCRC-MRO Championships 2020



EDI asia FORMULA 400 & G FORCE BLUE HAZE GP

Donington Park National Circuit

5th / 6th September 2020



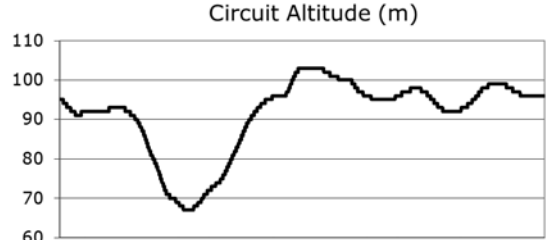
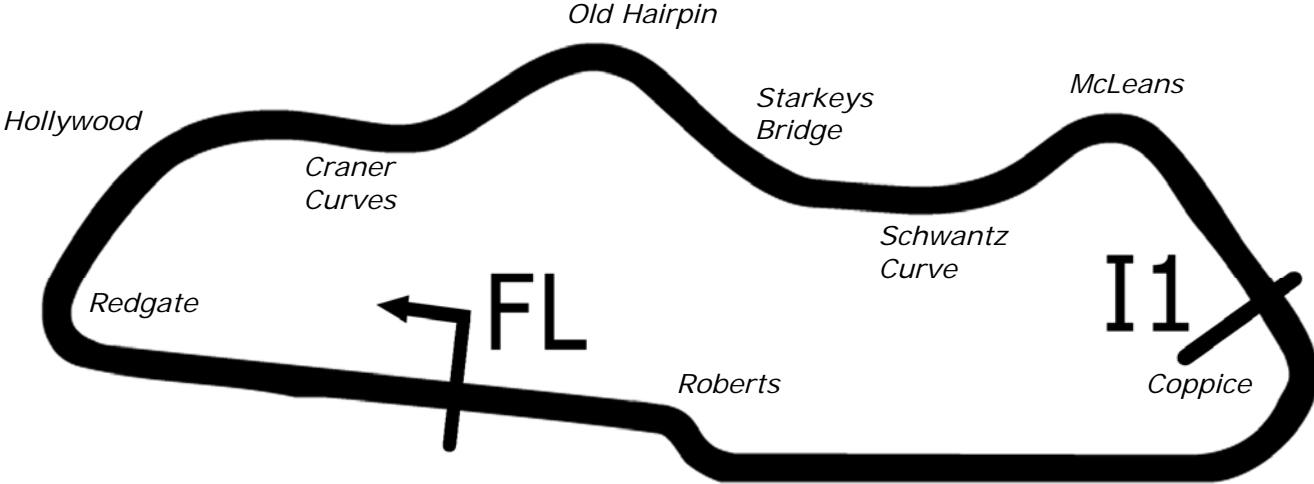
Results Provided by Timing Solutions Ltd
www.tsl-timing.com

Donington Park National



SPORTS TIMING

TIMING SOLUTIONS LTD



Length	1.9790 miles	3185.0 m	
FL		52.82971 N	1.37867 W
I1	2096m	52.82978 N	1.36508 W
Pit Entry	3100m	52.82951 N	1.37832 W
Pit Exit	229m after FL	52.82996 N	1.38205 W
Pit Entry–Pit Exit 256m, 15.3s @60kph, 11.5s @80kph			

All results available at www.tsl-timing.com

BMCRC - MRO Championships 2020 - Rnd 3 @ Donington Park National



EDiasia Formula 400 & Blue Haze 2-Stroke

QUALIFYING - CLASSIFICATION

POS	NO	CL	PIC NAME	ENTRY	TIME	ON	LAPS	GAP	DIFF	MPH
1	51	GP	1 Kevin WHOLEY	Yamaha TZ250 -	1:18.022	7	8			91.31
2	176	GP	2 Jonathan STAMPER	Yamaha TZ250 -	1:18.473	4	8	0.451	0.451	90.79
3	7	GP	3 Bruce DUNN	Honda RS250 -	1:19.392	7	9	1.370	0.919	89.74
4	79	GP	4 Jason BURRILL	Yamaha TZ250 5KE -	1:20.465	6	8	2.443	1.073	88.54
5	81	GP	5 Scott GRANT	Yamaha TZ250 - Avbase Flight Group	1:20.866	6	8	2.844	0.401	88.10
6	48		1 Richie WELSH	Yamaha FZR 400 RRSP - EDEN'S BABY EXPERIENCE	1:21.024	4	9	3.002	0.158	87.93
7	16	GP	6 Daniel WALLING	Yamaha TZ250 - JD SERVICES	1:21.289	7	8	3.267	0.265	87.64
8	191		2 James SEATH	Kawasaki ZXR400 L9 - Ovenden Earthmoving	1:21.302	9	9	3.280	0.013	87.63
9	0	GPF	1 Paul TOLAND	Yamaha 350 -	1:21.434	8	9	3.412	0.132	87.48
10	257	GP	7 Liam McCARTER	Yamaha TZ250 -	1:22.012	4	4	3.990	0.578	86.87
11	64	GP	8 Phil ELLIS	Yamaha TZ250B -	1:22.098	6	8	4.076	0.086	86.78
12	3	GP	9 Tom BARRETT	Honda RS250 - RGV Workshop	1:22.112	6	8	4.090	0.014	86.76
13	45		3 Mark THOMPSON	Kawasaki ZXR400 - Flintstone Tyres / David Simon Tunin	1:22.399	9	9	4.377	0.287	86.46
14	22	GP	10 Rik BALLERINI	Yamaha SPONDON TZ250 - SCLS LTD, GECKO RACIN	1:22.710	4	5	4.688	0.311	86.14
15	85		4 James ROBINSON	Kawasaki ZXR400 - claire palastanga ceramics	1:22.768	5	9	4.746	0.058	86.07
16	33	S	1 Carl JOHNSTONE	Yamaha FZR400RR - EDiasia	1:22.926	9	9	4.904	0.158	85.91
17	111	GP	11 Phil GUILLOU	Yamaha TZ250 - FCL Racing	1:22.938	4	7	4.916	0.012	85.90
18	27	GPF	2 Richard HAYWARD	Yamaha TZR250 - Gforce Motorcycles/Hazel Motors	1:22.938	6	8	4.916	0.000	85.90
19	7	GPF	3 Peter MOORE	Yamaha TZR 250 - Station Garage , Isle of Man	1:23.106	7	7	5.084	0.168	85.72
20	155	GP	12 Roy CHAPMAN	Yamaha TZ350 - Self	1:23.682	4	9	5.660	0.576	85.13
21	157	S	2 Geoff MOOK	Yamaha TZR 250 -	1:23.803	6	8	5.781	0.121	85.01
22	221	GP	13 Roger MARSH	Yamaha TZ250 A -	1:23.895	8	8	5.873	0.092	84.92
23	90		5 Steve RAPA	Honda RVF400 TOOTHLESS - David Simon Tuning	1:23.917	9	9	5.895	0.022	84.90
24	57		6 Paul FISHER	Kawasaki ZXR400 -	1:24.064	3	9	6.042	0.147	84.75
25	117	S	3 Jordan HARRIS	Kawasaki ZXR400L - Steve Jordan Motorcycles	1:24.247	4	9	6.225	0.183	84.56
26	52		7 Gary JARMAN	Kawasaki ZXR 400 -	1:24.645	4	8	6.623	0.398	84.17
27	47		8 Allan CLARK	Kawasaki ZXR400 - A Clark & Sons Builders	1:24.646	6	9	6.624	0.001	84.16
28	351	S	4 Sam DIGBY-BAKER	Kawasaki ZXR400 -	1:24.944	8	8	6.922	0.298	83.87
29	26		9 Lydia THOMPSON	Kawasaki ZXR400 - Flintstone Racing - David Simons Tu	1:25.439	6	8	7.417	0.495	83.38
30	122	GP	14 Dave HARVIEK	Yamaha TZ250 4DP - NW Roofing London Ltd	1:26.046	8	8	8.024	0.607	82.80
31	75	R	1 Gary FRASER	Kawasaki ZXR 400 -	1:26.188	2	5	8.166	0.142	82.66
32	70	GPF	4 Andrew BURSCOUGH	Yamaha YPVS 350 - Apollo/Merlin/Abbey/Martitanium	1:26.298	5	8	8.276	0.110	82.55
33	60	GPF	5 Daniel GOUGH	Yamaha TZR250 - G Force Motorcycles	1:26.346	4	8	8.324	0.048	82.51
34	2	GP	15 Nick BEDFORD	Yamaha TZ350 - Banx Race Paint	1:27.364	3	4	9.342	1.018	81.55
35	83	GPF	6 Paul GODBOLD	Yamaha TZR250 - Hill Farm Tree Services	1:27.364	7	8	9.342	0.000	81.55
36	77	GP	16 Andrew GLASGOW	Yamaha TZ350 -	1:27.542	4	8	9.520	0.178	81.38
37	132	GP	17 Paul WHITING	Yamaha TZ250T - John Whiting	1:27.835	7	8	9.813	0.293	81.11
38	175	GPF	7 Steve HIGERTY	Yamaha TZR250 - Cambridge Motorcycles	1:28.108	8	8	10.086	0.273	80.86
39	174	GP	18 David BOWLER	Yamaha TZ250 4DP -	1:28.473	7	8	10.451	0.365	80.52
40	42	GP	19 Sian BROOKS	Honda RS125 - Spyre Ltd	1:28.491	7	8	10.469	0.018	80.51
41	147	GP	20 John HANNAFORD	Yamaha TZ350D -	1:28.646	8	8	10.624	0.155	80.37
42	97	S/R	1 Nicholas TAIG	Honda VFR400 NC30 - Mantis Motorsports	1:30.406	7	8	12.384	1.760	78.80
43	17	GP	21 David PATERSON	Honda RS 250 NX5 - Tuna Garage	1:31.683	2	6	13.661	1.277	77.70
44	167	GPF	8 Mark BAILEY	Yamaha TZR250 - Gforce motorcycles	1:35.078	3	8	17.056	3.395	74.93
45	33	GPF	9 Kieran LEWIS	Yamaha TZR250 - Controls For Doors Ltd/G Force Mcycl	1:35.429	6	7	17.407	0.351	74.65
46	145	GPF	10 Antony PERRETT	Suzuki T500 -	1:38.194	7	7	20.172	2.765	72.55
47	228	GPF	11 Clive EMERSON	Yamaha RD350YPVS -	1:51.756	1	2	33.734	13.562	63.75
48	168	GP	22 Michael RUSSELL	Yamaha TZ250 -	1:53.894	1	1	35.872	2.138	62.55
49	8	GP	23 Phil ATKINSON	Yamaha TZ350 - Rose mot centre			0			

Donington Park National
Circuit Length = 1.9790 miles
Start: 08:59 Flag 09:11 End: 09:13

Weather / Track : Cloudy / Dry

These results are provisional until the conclusion of any judicial and technical matters.

Clerk Of Course :	Steward :	Timekeeper :
-------------------	-----------	--------------

Results can be found at www.tsl-timing.com

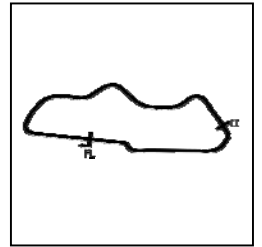
Printed - 09:14 Saturday, 05 September 2020



BMCRG - MRO Championships 2020 - Rnd 3 @ Donington Park National

EDlasia Formula 400 & Blue Haze 2-Strokes

QUALIFYING - SECTOR ANALYSIS



SECTOR 1 = FL to I1, SECTOR 2 = I1 to FL, DIFF = Difference To Personal Best Lap, P = Crossed Finish Line in Pit Lane, D = Time Disallowed

P1 51 GP Kevin WHOLEY			Yamaha TZ250 -			
IDEAL LAP TIME : 1:17.981		BEST LAP TIME : 1:18.022		DIFFERENCE : 0.041		
LAP	SECTOR 1	SECTOR 2	LAP TIME	MPH	DIFF	TIME OF DAY
1 -	56.753	29.708	1:26.461	82.40	8.439	09:02:33.888
2 -	56.479	28.466	1:24.945	83.87	6.923	09:03:58.833
3 -	52.081	27.587	1:19.668	89.42	1.646	09:05:18.501
4 -	51.154	27.826	1:18.980 (3)	90.20	0.958	09:06:37.481
5 -	52.207	28.178	1:20.385	88.63	2.363	09:07:57.866
6 -	51.080	27.581	1:18.661 (2)	90.57	0.639	09:09:16.527
7 -	50.400	27.622	1:18.022 (1)	91.31		09:10:34.549
8 -	51.880	30.345	1:22.225	86.64	4.203	09:11:56.774

P2 176 GP Jonathan STAMPER			Yamaha TZ250 -			
IDEAL LAP TIME : 1:18.473		BEST LAP TIME : 1:18.473		DIFFERENCE : 0.000		
LAP	SECTOR 1	SECTOR 2	LAP TIME	MPH	DIFF	TIME OF DAY
1 -	57.379	29.766	1:27.145	81.75	8.672	09:02:00.839
2 -	53.113	29.269	1:22.382	86.48	3.909	09:03:23.221
3 -	52.377	28.195	1:20.572	88.42	2.099	09:04:43.793
4 -	50.827	27.646	1:18.473 (1)	90.79		09:06:02.266
5 -	51.614	IN PIT	1:24.046 P	84.77	5.573	09:07:26.312
6 -	OUTLAP	27.955	1:53.916	62.54	35.443	09:09:20.228
7 -	51.477	27.969	1:19.446 (2)	89.67	0.973	09:10:39.674
8 -	51.238	28.323	1:19.561 (3)	89.54	1.088	09:11:59.235

P3 7 GP Bruce DUNN			Honda RS250 -			
IDEAL LAP TIME : 1:19.210		BEST LAP TIME : 1:19.392		DIFFERENCE : 0.182		
LAP	SECTOR 1	SECTOR 2	LAP TIME	MPH	DIFF	TIME OF DAY
1 -	56.696	29.063	1:25.759	83.07	6.367	09:01:37.700
2 -	54.262	28.467	1:22.729	86.12	3.337	09:03:00.429
3 -	51.737	28.273	1:20.010 (2)	89.04	0.618	09:04:20.439
4 -	51.990	28.591	1:20.581	88.41	1.189	09:05:41.020
5 -	55.237	27.858	1:23.095	85.74	3.703	09:07:04.115
6 -	52.203	28.281	1:20.484 (3)	88.52	1.092	09:08:24.599
7 -	51.433	27.959	1:19.392 (1)	89.74		09:09:43.991
8 -	53.059	28.499	1:21.558	87.35	2.166	09:11:05.549
9 -	51.352	33.479	1:24.831	83.98	5.439	09:12:30.380

P4 79 GP Jason BURRILL			Yamaha TZ250 5KE -			
IDEAL LAP TIME : 1:20.465		BEST LAP TIME : 1:20.465		DIFFERENCE : 0.000		
LAP	SECTOR 1	SECTOR 2	LAP TIME	MPH	DIFF	TIME OF DAY
1 -	1:01.091	30.186	1:31.277	78.05	10.812	09:01:56.655
2 -	54.799	29.458	1:24.257 (3)	84.55	3.792	09:03:20.912
3 -	54.459	29.655	1:24.114 (2)	84.70	3.649	09:04:45.026
4 -	56.273	31.554	1:27.827	81.12	7.362	09:06:12.853
5 -	1:00.349	30.337	1:30.686	78.56	10.221	09:07:43.539
6 -	52.221	28.244	1:20.465 (1)	88.54		09:09:04.004
7 -	1:00.183	36.782	1:36.965	73.47	16.500	09:10:40.969
8 -	56.701	32.651	1:29.352	79.73	8.887	09:12:10.321

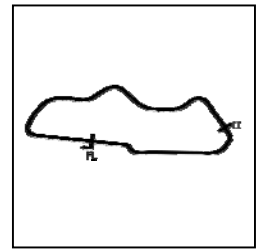
Weather / Track : Cloudy / Dry

Donington Park National
Circuit Length = 1.9790 miles
Start: 08:59 Flag 09:11 End: 09:13

BMCRC - MRO Championships 2020 - Rnd 3 @ Donington Park National

EDlasia Formula 400 & Blue Haze 2-Strokes

QUALIFYING - SECTOR ANALYSIS



SECTOR 1 = FL to I1, SECTOR 2 = I1 to FL, DIFF = Difference To Personal Best Lap, P = Crossed Finish Line in Pit Lane, D = Time Disallowed

P5 81 GP		Scott GRANT		Yamaha TZ250 - Avbase Flight Group			
IDEAL LAP TIME : 1:20.866		BEST LAP TIME : 1:20.866		DIFFERENCE : 0.000			
LAP	SECTOR 1	SECTOR 2	LAP TIME	MPH	DIFF	TIME OF DAY	
1 -	58.496	30.808	1:29.304	79.77	8.438	09:02:18.488	
2 -	56.048	29.506	1:25.554	83.27	4.688	09:03:44.042	
3 -	54.503	29.551	1:24.054	84.76	3.188	09:05:08.096	
4 -	54.515	29.192	1:23.707	85.11	2.841	09:06:31.803	
5 -	53.015	29.124	1:22.139 (3)	86.73	1.273	09:07:53.942	
6 -	52.363	28.503	1:20.866 (1)	88.10		09:09:14.808	
7 -	52.447	28.747	1:21.194 (2)	87.74	0.328	09:10:36.002	
8 -	53.642	29.349	1:22.991	85.84	2.125	09:11:58.993	

P6 48		Richie WELSH		Yamaha FZR 400 RRSP - EDEN'S BABY EXPERIENCES/ PEI			
IDEAL LAP TIME : 1:20.903		BEST LAP TIME : 1:21.024		DIFFERENCE : 0.121			
LAP	SECTOR 1	SECTOR 2	LAP TIME	MPH	DIFF	TIME OF DAY	
1 -	57.306	30.353	1:27.659	81.27	6.635	09:01:41.079	
2 -	55.496	28.748	1:24.244	84.57	3.220	09:03:05.323	
3 -	52.580	28.936	1:21.516	87.40	0.492	09:04:26.839	
4 -	52.447	28.577	1:21.024 (1)	87.93		09:05:47.863	
5 -	54.078	30.180	1:24.258	84.55	3.234	09:07:12.121	
6 -	53.399	28.859	1:22.258	86.61	1.234	09:08:34.379	
7 -	52.735	28.608	1:21.343 (3)	87.58	0.319	09:09:55.722	
8 -	52.748	28.456	1:21.204 (2)	87.73	0.180	09:11:16.926	
9 -	53.101	28.577	1:21.678	87.22	0.654	09:12:38.604	

P7 16 GP		Daniel WALLING		Yamaha TZ250 - JD SERVICES			
IDEAL LAP TIME : 1:21.240		BEST LAP TIME : 1:21.289		DIFFERENCE : 0.049			
LAP	SECTOR 1	SECTOR 2	LAP TIME	MPH	DIFF	TIME OF DAY	
1 -	1:05.495	32.781	1:38.276	72.49	16.987	09:02:45.143	
2 -	59.185	30.900	1:30.085	79.08	8.796	09:04:15.228	
3 -	55.057	30.621	1:25.678	83.15	4.389	09:05:40.906	
4 -	58.380	29.907	1:28.287	80.69	6.998	09:07:09.193	
5 -	54.719	28.887	1:23.606	85.21	2.317	09:08:32.799	
6 -	52.945	29.061	1:22.006 (3)	86.87	0.717	09:09:54.805	
7 -	52.917	28.372	1:21.289 (1)	87.64		09:11:16.094	
8 -	52.868	29.037	1:21.905 (2)	86.98	0.616	09:12:37.999	

P8 191		James SEATH		Kawasaki ZXR400 L9 - Ovenden Earthmoving			
IDEAL LAP TIME : 1:21.107		BEST LAP TIME : 1:21.302		DIFFERENCE : 0.195			
LAP	SECTOR 1	SECTOR 2	LAP TIME	MPH	DIFF	TIME OF DAY	
1 -	59.884	30.155	1:30.039	79.12	8.737	09:01:53.460	
2 -	56.466	29.876	1:26.342	82.51	5.040	09:03:19.802	
3 -	58.843	32.632	1:31.475	77.88	10.173	09:04:51.277	
4 -	53.023	28.826	1:21.849 (3)	87.04	0.547	09:06:13.126	
5 -	55.056	28.572	1:23.628	85.19	2.326	09:07:36.754	
6 -	53.812	29.681	1:23.493	85.33	2.191	09:09:00.247	
7 -	53.843	28.936	1:22.779	86.06	1.477	09:10:23.026	
8 -	52.756	28.754	1:21.510 (2)	87.40	0.208	09:11:44.536	
9 -	52.535	28.767	1:21.302 (1)	87.63		09:13:05.838	

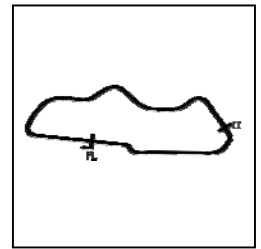
Weather / Track : Cloudy / Dry

Donington Park National
Circuit Length = 1.9790 miles
Start: 08:59 Flag 09:11 End: 09:13

BMCRC - MRO Championships 2020 - Rnd 3 @ Donington Park National

EDlasia Formula 400 & Blue Haze 2-Strokes

QUALIFYING - SECTOR ANALYSIS



SECTOR 1 = FL to I1, SECTOR 2 = I1 to FL, DIFF = Difference To Personal Best Lap, P = Crossed Finish Line in Pit Lane, D = Time Disallowed

P9		0 GPF		Paul TOLAND		Yamaha 350 -	
IDEAL LAP TIME : 1:21.434		BEST LAP TIME : 1:21.434		DIFFERENCE : 0.000			
LAP	SECTOR 1	SECTOR 2	LAP TIME	MPH	DIFF	TIME OF DAY	
1 -	55.270	30.013	1:25.283	83.54	3.849	09:01:36.346	
2 -	55.286	29.378	1:24.664	84.15	3.230	09:03:01.010	
3 -	53.706	29.284	1:22.990	85.84	1.556	09:04:24.000	
4 -	52.951	29.551	1:22.502	86.35	1.068	09:05:46.502	
5 -	54.257	29.137	1:23.394	85.43	1.960	09:07:09.896	
6 -	53.177	28.953	1:22.130 (2)	86.74	0.696	09:08:32.026	
7 -	53.053	29.092	1:22.145 (3)	86.73	0.711	09:09:54.171	
8 -	52.777	28.657	1:21.434 (1)	87.48		09:11:15.605	
9 -	58.876	35.145	1:34.021	75.77	12.587	09:12:49.626	

P10		257 GP		Liam McCARTER		Yamaha TZ250 -	
IDEAL LAP TIME : 1:22.012		BEST LAP TIME : 1:22.012		DIFFERENCE : 0.000			
LAP	SECTOR 1	SECTOR 2	LAP TIME	MPH	DIFF	TIME OF DAY	
1 -	53.458	30.761	1:24.219	84.59	2.207	09:05:30.937	
2 -	53.564	29.312	1:22.876 (3)	85.96	0.864	09:06:53.813	
3 -	52.941	29.505	1:22.446 (2)	86.41	0.434	09:08:16.259	
4 -	52.852	29.160	1:22.012 (1)	86.87		09:09:38.271	

P11		64 GP		Phil ELLIS		Yamaha TZ250B -	
IDEAL LAP TIME : 1:22.098		BEST LAP TIME : 1:22.098		DIFFERENCE : 0.000			
LAP	SECTOR 1	SECTOR 2	LAP TIME	MPH	DIFF	TIME OF DAY	
1 -	59.584	30.596	1:30.180	79.00	8.082	09:02:19.277	
2 -	56.288	29.500	1:25.788	83.04	3.690	09:03:45.065	
3 -	54.653	28.961	1:23.614	85.20	1.516	09:05:08.679	
4 -	54.600	29.884	1:24.484	84.33	2.386	09:06:33.163	
5 -	54.533	29.565	1:24.098	84.71	2.000	09:07:57.261	
6 -	53.307	28.791	1:22.098 (1)	86.78		09:09:19.359	
7 -	53.734	29.000	1:22.734 (2)	86.11	0.636	09:10:42.093	
8 -	53.873	28.981	1:22.854 (3)	85.99	0.756	09:12:04.947	

P12		3 GP		Tom BARRETT		Honda RS250 - RGV Workshop	
IDEAL LAP TIME : 1:22.112		BEST LAP TIME : 1:22.112		DIFFERENCE : 0.000			
LAP	SECTOR 1	SECTOR 2	LAP TIME	MPH	DIFF	TIME OF DAY	
1 -	1:06.289	32.695	1:38.984	71.97	16.872	09:02:42.225	
2 -	58.463	30.445	1:28.908	80.13	6.796	09:04:11.133	
3 -	56.543	30.755	1:27.298	81.61	5.186	09:05:38.431	
4 -	54.718	29.680	1:24.398	84.41	2.286	09:07:02.829	
5 -	55.238	29.135	1:24.373	84.44	2.261	09:08:27.202	
6 -	53.326	28.786	1:22.112 (1)	86.76		09:09:49.314	
7 -	54.411	29.400	1:23.811 (2)	85.00	1.699	09:11:13.125	
8 -	54.563	29.482	1:24.045 (3)	84.77	1.933	09:12:37.170	

P13		45		Mark THOMPSON		Kawasaki ZXR400 - Flintstone Tyres / David Simon Tuning	
IDEAL LAP TIME : 1:22.143		BEST LAP TIME : 1:22.399		DIFFERENCE : 0.256			
LAP	SECTOR 1	SECTOR 2	LAP TIME	MPH	DIFF	TIME OF DAY	
1 -	57.568	30.406	1:27.974	80.98	5.575	09:01:40.750	
2 -	55.451	29.510	1:24.961	83.85	2.562	09:03:05.711	
3 -	53.888	29.431	1:23.319	85.51	0.920	09:04:29.030	
4 -	53.439	29.540	1:22.979 (3)	85.86	0.580	09:05:52.009	
5 -	53.868	30.511	1:24.379	84.43	1.980	09:07:16.388	
6 -	53.829	29.940	1:23.769	85.05	1.370	09:08:40.157	
7 -	53.756	29.318	1:23.074	85.76	0.675	09:10:03.231	
8 -	53.323	29.236	1:22.559 (2)	86.29	0.160	09:11:25.790	
9 -	52.907	29.492	1:22.399 (1)	86.46		09:12:48.189	

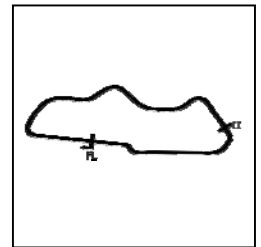
Weather / Track : Cloudy / Dry

Donington Park National
Circuit Length = 1.9790 miles
Start: 08:59 Flag 09:11 End: 09:13

BMCR - MRO Championships 2020 - Rnd 3 @ Donington Park National

EDlasia Formula 400 & Blue Haze 2-Strokes

QUALIFYING - SECTOR ANALYSIS



SECTOR 1 = FL to I1, SECTOR 2 = I1 to FL, DIFF = Difference To Personal Best Lap, P = Crossed Finish Line in Pit Lane, D = Time Disallowed

P14 22 GP		Rik BALLERINI		Yamaha SPONDON TZ250 - SCLS LTD, GECKO RACING, DY			
IDEAL LAP TIME : 1:22.412		BEST LAP TIME : 1:22.710		DIFFERENCE : 0.298			
LAP	SECTOR 1	SECTOR 2	LAP TIME	MPH	DIFF	TIME OF DAY	
1 -		30.702	1:49.121	65.29	26.411	09:07:39.089	
2 -	55.053	29.505	1:24.558	84.25	1.848	09:09:03.647	
3 -	54.409	29.532	1:23.941 (3)	84.87	1.231	09:10:27.588	
4 -	53.205	29.505	1:22.710 (1)	86.14		09:11:50.298	
5 -	53.920	29.207	1:23.127 (2)	85.70	0.417	09:13:13.425	

P15 85		James ROBINSON		Kawasaki ZXR400 - claire palastanga ceramics			
IDEAL LAP TIME : 1:22.552		BEST LAP TIME : 1:22.768		DIFFERENCE : 0.216			
LAP	SECTOR 1	SECTOR 2	LAP TIME	MPH	DIFF	TIME OF DAY	
1 -	59.479	30.781	1:30.260	78.93	7.492	09:01:52.503	
2 -	56.232	30.445	1:26.677	82.19	3.909	09:03:19.180	
3 -	53.698	29.747	1:23.445	85.38	0.677	09:04:42.625	
4 -	54.156	29.328	1:23.484	85.34	0.716	09:06:06.109	
5 -	53.372	29.396	1:22.768 (1)	86.07		09:07:28.877	
6 -	54.675	29.524	1:24.199	84.61	1.431	09:08:53.076	
7 -	54.323	29.960	1:24.283	84.53	1.515	09:10:17.359	
8 -	53.959	29.180	1:23.139 (2)	85.69	0.371	09:11:40.498	
9 -	53.380	29.782	1:23.162 (3)	85.67	0.394	09:13:03.660	

P16 33 S		Carl JOHNSTONE		Yamaha FZR400RR - EDlasia			
IDEAL LAP TIME : 1:22.770		BEST LAP TIME : 1:22.926		DIFFERENCE : 0.156			
LAP	SECTOR 1	SECTOR 2	LAP TIME	MPH	DIFF	TIME OF DAY	
1 -	58.173	30.613	1:28.786	80.24	5.860	09:01:52.598	
2 -	56.363	30.621	1:26.984	81.90	4.058	09:03:19.582	
3 -	55.369	29.645	1:25.014	83.80	2.088	09:04:44.596	
4 -	54.085	29.575	1:23.660 (3)	85.16	0.734	09:06:08.256	
5 -	54.941	29.661	1:24.602	84.21	1.676	09:07:32.858	
6 -	54.186	29.682	1:23.868	84.95	0.942	09:08:56.726	
7 -	54.006	29.523	1:23.529 (2)	85.29	0.603	09:10:20.255	
8 -	55.585	29.739	1:25.324	83.50	2.398	09:11:45.579	
9 -	53.247	29.679	1:22.926 (1)	85.91		09:13:08.505	

P17 111 GP		Phil GUILLOU		Yamaha TZ250 - FCL Racing			
IDEAL LAP TIME : 1:22.920		BEST LAP TIME : 1:22.938		DIFFERENCE : 0.018			
LAP	SECTOR 1	SECTOR 2	LAP TIME	MPH	DIFF	TIME OF DAY	
1 -	OUTLAP	30.648	2:19.565	51.04	56.627	09:03:14.911	
2 -	55.398	30.530	1:25.928	82.91	2.990	09:04:40.839	
3 -	53.881	29.669	1:23.550 (2)	85.27	0.612	09:06:04.389	
4 -	53.899	29.039	1:22.938 (1)	85.90		09:07:27.327	
5 -	58.012	35.000	1:33.012	76.59	10.074	09:09:00.339	
6 -	1:00.768	30.431	1:31.199	78.12	8.261	09:10:31.538	
7 -	54.707	29.403	1:24.110 (3)	84.70	1.172	09:11:55.648	

P18 27 GPF		Richard HAYWARD		Yamaha TZR250 - Gforce Motorcycles/Hazel Motors			
IDEAL LAP TIME : 1:22.938		BEST LAP TIME : 1:22.938		DIFFERENCE : 0.000			
LAP	SECTOR 1	SECTOR 2	LAP TIME	MPH	DIFF	TIME OF DAY	
1 -	59.313	31.326	1:30.639	78.60	7.701	09:02:07.882	
2 -	55.460	30.332	1:25.792	83.04	2.854	09:03:33.674	
3 -	57.376	30.214	1:27.590	81.34	4.652	09:05:01.264	
4 -	54.095	30.452	1:24.547	84.26	1.609	09:06:25.811	
5 -	54.234	29.676	1:23.910 (2)	84.90	0.972	09:07:49.721	
6 -	53.453	29.485	1:22.938 (1)	85.90		09:09:12.659	
7 -	54.728	30.089	1:24.817	84.00	1.879	09:10:37.476	
8 -	53.709	30.696	1:24.405 (3)	84.41	1.467	09:12:01.881	

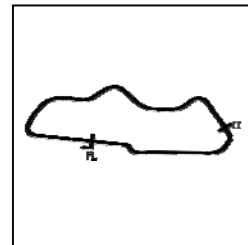
Weather / Track : Cloudy / Dry

Donington Park National
Circuit Length = 1.9790 miles
Start: 08:59 Flag 09:11 End: 09:13

BMCRG - MRO Championships 2020 - Rnd 3 @ Donington Park National

EDlasia Formula 400 & Blue Haze 2-Strokes

QUALIFYING - SECTOR ANALYSIS



SECTOR 1 = FL to I1, SECTOR 2 = I1 to FL, DIFF = Difference To Personal Best Lap, P = Crossed Finish Line in Pit Lane, D = Time Disallowed

P19		7 GPF		Peter MOORE		Yamaha TZR 250 - Station Garage , Isle of Man	
IDEAL LAP TIME : 1:23.106		BEST LAP TIME : 1:23.106		DIFFERENCE : 0.000			
LAP	SECTOR 1	SECTOR 2	LAP TIME	MPH	DIFF	TIME OF DAY	
1 -	1:03.306	32.825	1:36.131	74.11	13.025	09:02:37.460	
2 -	1:03.170	30.915	1:34.085	75.72	10.979	09:04:11.545	
3 -	56.570	30.497	1:27.067 (3)	81.82	3.961	09:05:38.612	
4 -	1:03.100	36.622	1:39.722	71.44	16.616	09:07:18.334	
5 -	59.838	31.323	1:31.161	78.15	8.055	09:08:49.495	
6 -	56.385	29.885	1:26.270 (2)	82.58	3.164	09:10:15.765	
7 -	53.667	29.439	1:23.106 (1)	85.72		09:11:38.871	

P20		155 GP		Roy CHAPMAN		Yamaha TZ350 - Self	
IDEAL LAP TIME : 1:23.385		BEST LAP TIME : 1:23.682		DIFFERENCE : 0.297			
LAP	SECTOR 1	SECTOR 2	LAP TIME	MPH	DIFF	TIME OF DAY	
1 -	1:00.046	31.189	1:31.235	78.09	7.553	09:01:58.015	
2 -	56.005	30.009	1:26.014	82.83	2.332	09:03:24.029	
3 -	54.979	29.640	1:24.619	84.19	0.937	09:04:48.648	
4 -	54.252	29.430	1:23.682 (1)	85.13		09:06:12.330	
5 -	54.838	29.241	1:24.079 (2)	84.73	0.397	09:07:36.409	
6 -	54.144	30.044	1:24.188	84.62	0.506	09:09:00.597	
7 -	55.143	30.136	1:25.279	83.54	1.597	09:10:25.876	
8 -	54.423	29.681	1:24.104 (3)	84.71	0.422	09:11:49.980	
9 -	55.213	29.503	1:24.716	84.10	1.034	09:13:14.696	

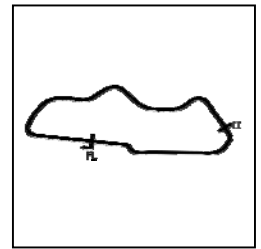
P21		157 S		Geoff MOOK		Yamaha TZR 250 -	
IDEAL LAP TIME : 1:23.149		BEST LAP TIME : 1:23.803		DIFFERENCE : 0.654			
LAP	SECTOR 1	SECTOR 2	LAP TIME	MPH	DIFF	TIME OF DAY	
1 -	59.809	31.484	1:31.293	78.04	7.490	09:02:07.772	
2 -	56.453	30.101	1:26.554	82.31	2.751	09:03:34.326	
3 -	54.811	29.767	1:24.578	84.23	0.775	09:04:58.904	
4 -	54.577	30.888	1:25.465	83.36	1.662	09:06:24.369	
5 -	54.744	29.472	1:24.216 (2)	84.59	0.413	09:07:48.585	
6 -	54.291	29.512	1:23.803 (1)	85.01		09:09:12.388	
7 -	54.643	30.177	1:24.820	83.99	1.017	09:10:37.208	
8 -	53.677	30.580	1:24.257 (3)	84.55	0.454	09:12:01.465	

P22		221 GP		Roger MARSH		Yamaha TZ250 A -	
IDEAL LAP TIME : 1:23.864		BEST LAP TIME : 1:23.895		DIFFERENCE : 0.031			
LAP	SECTOR 1	SECTOR 2	LAP TIME	MPH	DIFF	TIME OF DAY	
1 -	1:01.874	31.956	1:33.830	75.93	9.935	09:02:44.689	
2 -	58.363	31.232	1:29.595	79.52	5.700	09:04:14.284	
3 -	55.565	30.247	1:25.812	83.02	1.917	09:05:40.096	
4 -	59.924	31.731	1:31.655	77.73	7.760	09:07:11.751	
5 -	56.299	30.281	1:26.580	82.28	2.685	09:08:38.331	
6 -	55.255	30.338	1:25.593 (3)	83.23	1.698	09:10:03.924	
7 -	54.484	29.545	1:24.029 (2)	84.78	0.134	09:11:27.953	
8 -	54.515	29.380	1:23.895 (1)	84.92		09:12:51.848	

BMCRG - MRO Championships 2020 - Rnd 3 @ Donington Park National

EDlasia Formula 400 & Blue Haze 2-Strokes

QUALIFYING - SECTOR ANALYSIS



SECTOR 1 = FL to I1, SECTOR 2 = I1 to FL, DIFF = Difference To Personal Best Lap, P = Crossed Finish Line in Pit Lane, D = Time Disallowed

P23 90		Steve RAPA		Honda RVF400 TOOTHLESS - David Simon Tuning			
IDEAL LAP TIME : 1:23.914		BEST LAP TIME : 1:23.917		DIFFERENCE : 0.003			
LAP	SECTOR 1	SECTOR 2	LAP TIME	MPH	DIFF	TIME OF DAY	
1 -	58.911	30.785	1:29.696	79.43	5.779	09:01:43.300	
2 -	55.305	30.126	1:25.431	83.39	1.514	09:03:08.731	
3 -	57.041	31.000	1:28.041	80.92	4.124	09:04:36.772	
4 -	54.226	30.152	1:24.378 (2)	84.43	0.461	09:06:01.150	
5 -	54.917	29.927	1:24.844 (3)	83.97	0.927	09:07:25.994	
6 -	54.979	29.978	1:24.957	83.86	1.040	09:08:50.951	
7 -	56.180	30.689	1:26.869	82.01	2.952	09:10:17.820	
8 -	54.843	30.075	1:24.918	83.90	1.001	09:11:42.738	
9 -	54.229	29.688	1:23.917 (1)	84.90		09:13:06.655	

P24 57		Paul FISHER		Kawasaki ZXR400 -			
IDEAL LAP TIME : 1:24.061		BEST LAP TIME : 1:24.064		DIFFERENCE : 0.003			
LAP	SECTOR 1	SECTOR 2	LAP TIME	MPH	DIFF	TIME OF DAY	
1 -	58.403	30.560	1:28.963	80.08	4.899	09:01:53.349	
2 -	56.071	30.264	1:26.335	82.52	2.271	09:03:19.684	
3 -	54.494	29.570	1:24.064 (1)	84.75		09:04:43.748	
4 -	54.491	29.588	1:24.079 (2)	84.73	0.015	09:06:07.827	
5 -	55.166	30.493	1:25.659	83.17	1.595	09:07:33.486	
6 -	54.914	29.882	1:24.796 (3)	84.02	0.732	09:08:58.282	
7 -	55.426	30.029	1:25.455	83.37	1.391	09:10:23.737	
8 -	55.926	31.393	1:27.319	81.59	3.255	09:11:51.056	
9 -	55.641	30.709	1:26.350	82.50	2.286	09:13:17.406	

P25 117 S		Jordan HARRIS		Kawasaki ZXR400L - Steve Jordan Motorcycles			
IDEAL LAP TIME : 1:23.699		BEST LAP TIME : 1:24.247		DIFFERENCE : 0.548			
LAP	SECTOR 1	SECTOR 2	LAP TIME	MPH	DIFF	TIME OF DAY	
1 -	58.035	30.096	1:28.131	80.84	3.884	09:01:42.250	
2 -	54.894	29.827	1:24.721	84.09	0.474	09:03:06.971	
3 -	54.865	29.872	1:24.737	84.07	0.490	09:04:31.708	
4 -	54.466	29.781	1:24.247 (1)	84.56		09:05:55.955	
5 -	54.829	30.445	1:25.274	83.54	1.027	09:07:21.229	
6 -	56.979	30.341	1:27.320	81.59	3.073	09:08:48.549	
7 -	54.259	30.417	1:24.676 (3)	84.14	0.429	09:10:13.225	
8 -	55.065	29.709	1:24.774	84.04	0.527	09:11:37.999	
9 -	55.166	29.440	1:24.606 (2)	84.20	0.359	09:13:02.605	

P26 52		Gary JARMAN		Kawasaki ZXR 400 -			
IDEAL LAP TIME : 1:24.555		BEST LAP TIME : 1:24.645		DIFFERENCE : 0.090			
LAP	SECTOR 1	SECTOR 2	LAP TIME	MPH	DIFF	TIME OF DAY	
1 -	1:01.149	30.973	1:32.122	77.33	7.477	09:01:57.233	
2 -	56.763	31.106	1:27.869	81.08	3.224	09:03:25.102	
3 -	56.275	30.438	1:26.713	82.16	2.068	09:04:51.815	
4 -	54.700	29.945	1:24.645 (1)	84.17		09:06:16.460	
5 -	57.614	30.478	1:28.092	80.87	3.447	09:07:44.552	
6 -	55.000	29.923	1:24.923 (2)	83.89	0.278	09:09:09.475	
7 -	54.632	30.529	1:25.161 (3)	83.66	0.516	09:10:34.636	
8 -	54.854	32.156	1:27.010	81.88	2.365	09:12:01.646	

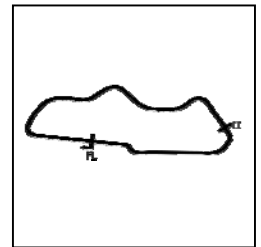
Weather / Track : Cloudy / Dry

Donington Park National
Circuit Length = 1.9790 miles
Start: 08:59 Flag 09:11 End: 09:13

BMCRC - MRO Championships 2020 - Rnd 3 @ Donington Park National

EDlasia Formula 400 & Blue Haze 2-Strokes

QUALIFYING - SECTOR ANALYSIS



SECTOR 1 = FL to I1, SECTOR 2 = I1 to FL, DIFF = Difference To Personal Best Lap, P = Crossed Finish Line in Pit Lane, D = Time Disallowed

P27 47		Allan CLARK		Kawasaki ZXR400 - A Clark & Sons Builders			
IDEAL LAP TIME : 1:23.975		BEST LAP TIME : 1:24.646		DIFFERENCE : 0.671			
LAP	SECTOR 1	SECTOR 2	LAP TIME	MPH	DIFF	TIME OF DAY	
1 -	1:01.842	32.005	1:33.847	75.91	9.201	09:01:49.877	
2 -	58.315	30.687	1:29.002	80.05	4.356	09:03:18.879	
3 -	55.837	31.048	1:26.885	82.00	2.239	09:04:45.764	
4 -	55.757	30.412	1:26.169	82.68	1.523	09:06:11.933	
5 -	55.929	30.102	1:26.031	82.81	1.385	09:07:37.964	
6 -	55.180	29.466	1:24.646 (1)	84.16		09:09:02.610	
7 -	54.807	30.065	1:24.872	83.94	0.226	09:10:27.482	
8 -	54.509	30.138	1:24.647 (2)	84.16	0.001	09:11:52.129	
9 -	54.802	29.995	1:24.797 (3)	84.01	0.151	09:13:16.926	

P28 351 S		Sam DIGBY-BAKER		Kawasaki ZXR400 -			
IDEAL LAP TIME : 1:24.944		BEST LAP TIME : 1:24.944		DIFFERENCE : 0.000			
LAP	SECTOR 1	SECTOR 2	LAP TIME	MPH	DIFF	TIME OF DAY	
1 -	1:00.305	31.656	1:31.961	77.47	7.017	09:02:12.140	
2 -	58.728	30.768	1:29.496	79.60	4.552	09:03:41.636	
3 -	55.640	30.925	1:26.565	82.30	1.621	09:05:08.201	
4 -	55.699	30.669	1:26.368	82.49	1.424	09:06:34.569	
5 -	55.726	30.231	1:25.957 (3)	82.88	1.013	09:08:00.526	
6 -	55.452	30.520	1:25.972	82.87	1.028	09:09:26.498	
7 -	55.346	30.419	1:25.765 (2)	83.07	0.821	09:10:52.263	
8 -	54.856	30.088	1:24.944 (1)	83.87		09:12:17.207	

P29 26		Lydia THOMPSON		Kawasaki ZXR400 - Flintstone Racing - David Simons Tuning			
IDEAL LAP TIME : 1:25.216		BEST LAP TIME : 1:25.439		DIFFERENCE : 0.223			
LAP	SECTOR 1	SECTOR 2	LAP TIME	MPH	DIFF	TIME OF DAY	
1 -	1:00.486	31.614	1:32.100	77.35	6.661	09:02:22.791	
2 -	58.768	30.606	1:29.374	79.71	3.935	09:03:52.165	
3 -	57.792	30.344	1:28.136	80.83	2.697	09:05:20.301	
4 -	56.564	30.189	1:26.753	82.12	1.314	09:06:47.054	
5 -	55.469	30.058	1:25.527 (2)	83.30	0.088	09:08:12.581	
6 -	55.407	30.032	1:25.439 (1)	83.38		09:09:38.020	
7 -	58.165	31.319	1:29.484	79.61	4.045	09:11:07.504	
8 -	56.399	29.809	1:26.208 (3)	82.64	0.769	09:12:33.712	

P30 122 GP		Dave HARVIEK		Yamaha TZ250 4DP - NW Roofing London Ltd			
IDEAL LAP TIME : 1:25.969		BEST LAP TIME : 1:26.046		DIFFERENCE : 0.077			
LAP	SECTOR 1	SECTOR 2	LAP TIME	MPH	DIFF	TIME OF DAY	
1 -	1:05.388	32.984	1:38.372	72.42	12.326	09:03:07.828	
2 -	57.724	32.385	1:30.109	79.06	4.063	09:04:37.937	
3 -	55.612	30.748	1:26.360 (3)	82.49	0.314	09:06:04.297	
4 -	55.628	30.431	1:26.059 (2)	82.78	0.013	09:07:30.356	
5 -	55.609	31.537	1:27.146	81.75	1.100	09:08:57.502	
6 -	55.725	31.090	1:26.815	82.06	0.769	09:10:24.317	
7 -	55.646	32.133	1:27.779	81.16	1.733	09:11:52.096	
8 -	55.686	30.360	1:26.046 (1)	82.80		09:13:18.142	

P31 75 R		Gary FRASER		Kawasaki ZXR 400 -			
IDEAL LAP TIME : 1:26.188		BEST LAP TIME : 1:26.188		DIFFERENCE : 0.000			
LAP	SECTOR 1	SECTOR 2	LAP TIME	MPH	DIFF	TIME OF DAY	
1 -	1:01.908	30.874	1:32.782	76.78	6.594	09:02:08.515	
2 -	55.897	30.291	1:26.188 (1)	82.66		09:03:34.703	
3 -	56.718	30.992	1:27.710	81.22	1.522	09:05:02.413	
4 -	56.277	30.665	1:26.942 (2)	81.94	0.754	09:06:29.355	
5 -	56.084	31.179	1:27.263 (3)	81.64	1.075	09:07:56.618	

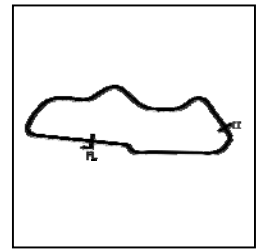
Weather / Track : Cloudy / Dry

Donington Park National
Circuit Length = 1.9790 miles
Start: 08:59 Flag 09:11 End: 09:13

BMCR - MRO Championships 2020 - Rnd 3 @ Donington Park National

EDlasia Formula 400 & Blue Haze 2-Strokes

QUALIFYING - SECTOR ANALYSIS



SECTOR 1 = FL to I1, SECTOR 2 = I1 to FL, DIFF = Difference To Personal Best Lap, P = Crossed Finish Line in Pit Lane, D = Time Disallowed

P32 70 GPF Andrew BURSCOUGH		Yamaha YPVS 350 - Apollo/Merlin/Abbey/Martitanium				
IDEAL LAP TIME : 1:26.298		BEST LAP TIME : 1:26.298		DIFFERENCE : 0.000		
LAP	SECTOR 1	SECTOR 2	LAP TIME	MPH	DIFF	TIME OF DAY
1 -	1:01.689	31.115	1:32.804	76.77	6.506	09:02:10.531
2 -	56.464	30.606	1:27.070	81.82	0.772	09:03:37.601
3 -	55.962	30.811	1:26.773 (2)	82.10	0.475	09:05:04.374
4 -	56.767	30.525	1:27.292	81.61	0.994	09:06:31.666
5 -	55.841	30.457	1:26.298 (1)	82.55		09:07:57.964
6 -	56.316	30.921	1:27.237	81.66	0.939	09:09:25.201
7 -	56.861	30.478	1:27.339	81.57	1.041	09:10:52.540
8 -	56.295	30.519	1:26.814 (3)	82.06	0.516	09:12:19.354

P33 60 GPF Daniel GOUGH		Yamaha TZR250 - G Force Motorcycles				
IDEAL LAP TIME : 1:26.346		BEST LAP TIME : 1:26.346		DIFFERENCE : 0.000		
LAP	SECTOR 1	SECTOR 2	LAP TIME	MPH	DIFF	TIME OF DAY
1 -	1:01.434	31.304	1:32.738	76.82	6.392	09:02:11.353
2 -	59.045	31.675	1:30.720	78.53	4.374	09:03:42.073
3 -	57.322	30.661	1:27.983 (3)	80.97	1.637	09:05:10.056
4 -	55.918	30.428	1:26.346 (1)	82.51		09:06:36.402
5 -	56.669	31.972	1:28.641	80.37	2.295	09:08:05.043
6 -	56.511	31.013	1:27.524 (2)	81.40	1.178	09:09:32.567
7 -	57.314	30.832	1:28.146	80.82	1.800	09:11:00.713
8 -	56.501	31.585	1:28.086	80.88	1.740	09:12:28.799

P34 2 GP Nick BEDFORD		Yamaha TZ350 - Banx Race Paint				
IDEAL LAP TIME : 1:27.364		BEST LAP TIME : 1:27.364		DIFFERENCE : 0.000		
LAP	SECTOR 1	SECTOR 2	LAP TIME	MPH	DIFF	TIME OF DAY
1 -	1:06.196	32.977	1:39.173	71.84	11.809	09:02:44.657
2 -	59.025	31.511	1:30.536 (2)	78.69	3.172	09:04:15.193
3 -	56.718	30.646	1:27.364 (1)	81.55		09:05:42.557
4 -	59.086	32.217	1:31.303 (3)	78.03	3.939	09:07:13.860

P35 83 GPF Paul GODBOLD		Yamaha TZR250 - Hill Farm Tree Services				
IDEAL LAP TIME : 1:27.175		BEST LAP TIME : 1:27.364		DIFFERENCE : 0.189		
LAP	SECTOR 1	SECTOR 2	LAP TIME	MPH	DIFF	TIME OF DAY
1 -	1:00.764	31.378	1:32.142	77.32	4.778	09:02:09.556
2 -	56.869	30.985	1:27.854 (3)	81.09	0.490	09:03:37.410
3 -	56.771	31.311	1:28.082	80.88	0.718	09:05:05.492
4 -	57.501	31.312	1:28.813	80.22	1.449	09:06:34.305
5 -	58.615	31.898	1:30.513	78.71	3.149	09:08:04.818
6 -	57.156	31.039	1:28.195	80.78	0.831	09:09:33.013
7 -	56.400	30.964	1:27.364 (1)	81.55		09:11:00.377
8 -	56.211	31.524	1:27.735 (2)	81.20	0.371	09:12:28.112

P36 77 GP Andrew GLASGOW		Yamaha TZ350 -				
IDEAL LAP TIME : 1:27.542		BEST LAP TIME : 1:27.542		DIFFERENCE : 0.000		
LAP	SECTOR 1	SECTOR 2	LAP TIME	MPH	DIFF	TIME OF DAY
1 -	1:00.984	32.682	1:33.666	76.06	6.124	09:02:21.747
2 -	58.445	31.223	1:29.668	79.45	2.126	09:03:51.415
3 -	58.303	31.331	1:29.634	79.48	2.092	09:05:21.049
4 -	57.242	30.300	1:27.542 (1)	81.38		09:06:48.591
5 -	57.401	31.969	1:29.370	79.72	1.828	09:08:17.961
6 -	57.529	30.422	1:27.951 (2)	81.00	0.409	09:09:45.912
7 -	57.525	30.677	1:28.202 (3)	80.77	0.660	09:11:14.114
8 -	57.440	31.041	1:28.481	80.52	0.939	09:12:42.595

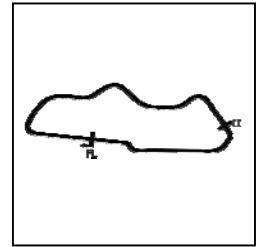
Weather / Track : Cloudy / Dry

Donington Park National
Circuit Length = 1.9790 miles
Start: 08:59 Flag 09:11 End: 09:13

BMCR - MRO Championships 2020 - Rnd 3 @ Donington Park National

EDlasia Formula 400 & Blue Haze 2-Strokes

QUALIFYING - SECTOR ANALYSIS



SECTOR 1 = FL to I1, SECTOR 2 = I1 to FL, DIFF = Difference To Personal Best Lap, P = Crossed Finish Line in Pit Lane, D = Time Disallowed

P37 132 GP Paul WHITING			Yamaha TZ250T - John Whiting			
IDEAL LAP TIME : 1:27.705		BEST LAP TIME : 1:27.835		DIFFERENCE : 0.130		
LAP	SECTOR 1	SECTOR 2	LAP TIME	MPH	DIFF	TIME OF DAY
1 -	1:05.048	34.815	1:39.863	71.34	12.028	09:02:31.504
2 -	1:01.170	33.883	1:35.053	74.95	7.218	09:04:06.557
3 -	58.459	33.324	1:31.783	77.62	3.948	09:05:38.340
4 -	1:00.835	31.937	1:32.772	76.79	4.937	09:07:11.112
5 -	57.474	31.657	1:29.131 (3)	79.93	1.296	09:08:40.243
6 -	56.273	31.568	1:27.841 (2)	81.10	0.006	09:10:08.084
7 -	56.403	31.432	1:27.835 (1)	81.11		09:11:35.919
8 -	57.508	32.171	1:29.679	79.44	1.844	09:13:05.598

P38 175 GPF Steve HIGERTY			Yamaha TZR250 - Cambridge Motorcycles			
IDEAL LAP TIME : 1:28.108		BEST LAP TIME : 1:28.108		DIFFERENCE : 0.000		
LAP	SECTOR 1	SECTOR 2	LAP TIME	MPH	DIFF	TIME OF DAY
1 -	1:02.187	33.043	1:35.230	74.81	7.122	09:02:10.435
2 -	59.638	33.055	1:32.693	76.86	4.585	09:03:43.128
3 -	57.528	31.528	1:29.056 (3)	80.00	0.948	09:05:12.184
4 -	57.380	32.537	1:29.917	79.23	1.809	09:06:42.101
5 -	57.596	32.729	1:30.325	78.87	2.217	09:08:12.426
6 -	58.081	31.371	1:29.452	79.64	1.344	09:09:41.878
7 -	57.170	31.235	1:28.405 (2)	80.59	0.297	09:11:10.283
8 -	57.038	31.070	1:28.108 (1)	80.86		09:12:38.391

P39 174 GP David BOWLER			Yamaha TZ250 4DP -			
IDEAL LAP TIME : 1:28.473		BEST LAP TIME : 1:28.473		DIFFERENCE : 0.000		
LAP	SECTOR 1	SECTOR 2	LAP TIME	MPH	DIFF	TIME OF DAY
1 -	1:05.396	34.246	1:39.642	71.50	11.169	09:02:31.884
2 -	1:02.510	33.705	1:36.215	74.04	7.742	09:04:08.099
3 -	57.499	32.630	1:30.129	79.04	1.656	09:05:38.228
4 -	58.858	31.817	1:30.675	78.57	2.202	09:07:08.903
5 -	57.480	31.468	1:28.948 (2)	80.09	0.475	09:08:37.851
6 -	58.654	32.189	1:30.843	78.42	2.370	09:10:08.694
7 -	57.121	31.352	1:28.473 (1)	80.52		09:11:37.167
8 -	57.643	31.542	1:29.185 (3)	79.88	0.712	09:13:06.352

P40 42 GP Sian BROOKS			Honda RS125 - Spyre Ltd			
IDEAL LAP TIME : 1:28.334		BEST LAP TIME : 1:28.491		DIFFERENCE : 0.157		
LAP	SECTOR 1	SECTOR 2	LAP TIME	MPH	DIFF	TIME OF DAY
1 -	1:01.788	33.699	1:35.487	74.61	6.996	09:02:47.305
2 -	58.952	32.529	1:31.481	77.88	2.990	09:04:18.786
3 -	57.838	31.533	1:29.371 (2)	79.71	0.880	09:05:48.157
4 -	57.054	32.697	1:29.751 (3)	79.38	1.260	09:07:17.908
5 -	58.450	32.225	1:30.675	78.57	2.184	09:08:48.583
6 -	56.975	32.955	1:29.930	79.22	1.439	09:10:18.513
7 -	56.815	31.676	1:28.491 (1)	80.51		09:11:47.004
8 -	58.363	31.519	1:29.882	79.26	1.391	09:13:16.886

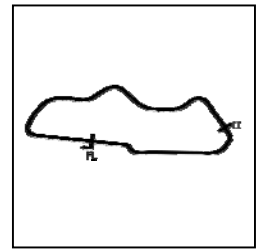
Weather / Track : Cloudy / Dry

Donington Park National
Circuit Length = 1.9790 miles
Start: 08:59 Flag 09:11 End: 09:13

BMCR - MRO Championships 2020 - Rnd 3 @ Donington Park National

EDlasia Formula 400 & Blue Haze 2-Strokes

QUALIFYING - SECTOR ANALYSIS



SECTOR 1 = FL to I1, SECTOR 2 = I1 to FL, DIFF = Difference To Personal Best Lap, P = Crossed Finish Line in Pit Lane, D = Time Disallowed

P41 147 GP		John HANNAFORD		Yamaha TZ350D -			
IDEAL LAP TIME : 1:28.646		BEST LAP TIME : 1:28.646		DIFFERENCE : 0.000			
LAP	SECTOR 1	SECTOR 2	LAP TIME	MPH	DIFF	TIME OF DAY	
1 -	1:04.089	32.906	1:36.995	73.45	8.349	09:01:59.539	
2 -	1:00.175	31.822	1:31.997	77.44	3.351	09:03:31.536	
3 -	59.505	31.963	1:31.468	77.89	2.822	09:05:03.004	
4 -	59.502	30.805	1:30.307 (2)	78.89	1.661	09:06:33.311	
5 -	59.326	31.083	1:30.409 (3)	78.80	1.763	09:08:03.720	
6 -	1:00.393	31.609	1:32.002	77.44	3.356	09:09:35.722	
7 -	1:00.164	31.501	1:31.665	77.72	3.019	09:11:07.387	
8 -	57.843	30.803	1:28.646 (1)	80.37		09:12:36.033	

P42 97 S/R		Nicholas TAIG		Honda VFR400 NC30 - Mantis Motorsports			
IDEAL LAP TIME : 1:30.266		BEST LAP TIME : 1:30.406		DIFFERENCE : 0.140			
LAP	SECTOR 1	SECTOR 2	LAP TIME	MPH	DIFF	TIME OF DAY	
1 -	1:01.206	33.114	1:34.320	75.53	3.914	09:01:49.360	
2 -	1:01.380	32.839	1:34.219	75.61	3.813	09:03:23.579	
3 -	58.853	32.111	1:30.964	78.32	0.558	09:04:54.543	
4 -	58.849	32.448	1:31.297	78.03	0.891	09:06:25.840	
5 -	58.676	31.952	1:30.628 (2)	78.61	0.222	09:07:56.468	
6 -	58.939	31.806	1:30.745 (3)	78.51	0.339	09:09:27.213	
7 -	58.460	31.946	1:30.406 (1)	78.80		09:10:57.619	
8 -	58.607	32.239	1:30.846	78.42	0.440	09:12:28.465	

P43 17 GP		David PATERSON		Honda RS 250 NX5 - Tuna Garage			
IDEAL LAP TIME : 1:31.214		BEST LAP TIME : 1:31.683		DIFFERENCE : 0.469			
LAP	SECTOR 1	SECTOR 2	LAP TIME	MPH	DIFF	TIME OF DAY	
1 -	1:03.962	31.914	1:35.876	74.31	4.193	09:02:37.488	
2 -	59.655	32.028	1:31.683 (1)	77.70		09:04:09.171	
3 -	1:00.197	31.559	1:31.756 (2)	77.64	0.073	09:05:40.927	
4 -	1:01.170	34.146	1:35.316	74.74	3.633	09:07:16.243	
5 -	1:01.582	32.409	1:33.991 (3)	75.80	2.308	09:08:50.234	
6 -	1:02.403	IN PIT	1:45.760 P	67.36	14.077	09:10:35.994	

P44 167 GPF		Mark BAILEY		Yamaha TZR250 - Gforce motorcycles			
IDEAL LAP TIME : 1:34.791		BEST LAP TIME : 1:35.078		DIFFERENCE : 0.287			
LAP	SECTOR 1	SECTOR 2	LAP TIME	MPH	DIFF	TIME OF DAY	
1 -	1:04.021	33.537	1:37.558	73.02	2.480	09:02:14.741	
2 -	1:02.816	33.548	1:36.364	73.93	1.286	09:03:51.105	
3 -	1:01.874	33.204	1:35.078 (1)	74.93		09:05:26.183	
4 -	1:01.669	34.150	1:35.819	74.35	0.741	09:07:02.002	
5 -	1:02.451	33.751	1:36.202	74.05	1.124	09:08:38.204	
6 -	1:01.716	33.820	1:35.536 (3)	74.57	0.458	09:10:13.740	
7 -	1:02.338	33.645	1:35.983	74.22	0.905	09:11:49.723	
8 -	1:02.318	33.122	1:35.440 (2)	74.65	0.362	09:13:25.163	

P45 33 GPF		Kieran LEWIS		Yamaha TZR250 - Controls For Doors Ltd/G Force Mcycles			
IDEAL LAP TIME : 1:34.900		BEST LAP TIME : 1:35.429		DIFFERENCE : 0.529			
LAP	SECTOR 1	SECTOR 2	LAP TIME	MPH	DIFF	TIME OF DAY	
1 -	1:04.744	35.156	1:39.900	71.31	4.471	09:02:19.461	
2 -	1:02.283	33.887	1:36.170 (3)	74.08	0.741	09:03:55.631	
3 -	1:04.303	36.252	1:40.555	70.85	5.126	09:05:36.186	
4 -	1:05.121	35.133	1:40.254	71.06	4.825	09:07:16.440	
5 -	1:02.582	33.597	1:36.179	74.07	0.750	09:08:52.619	
6 -	1:01.665	33.764	1:35.429 (1)	74.65		09:10:28.048	
7 -	1:01.303	34.369	1:35.672 (2)	74.46	0.243	09:12:03.720	

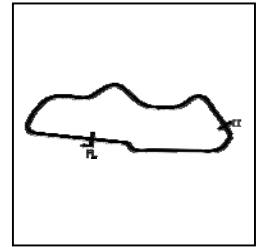
Weather / Track : Cloudy / Dry

Donington Park National
Circuit Length = 1.9790 miles
Start: 08:59 Flag 09:11 End: 09:13

BMCRG - MRO Championships 2020 - Rnd 3 @ Donington Park National

EDlasia Formula 400 & Blue Haze 2-Strokes

QUALIFYING - SECTOR ANALYSIS



SECTOR 1 = FL to I1, SECTOR 2 = I1 to FL, DIFF = Difference To Personal Best Lap, P = Crossed Finish Line in Pit Lane, D = Time Disallowed

P46 145 GPF		Antony PERRETT		Suzuki T500 -			
IDEAL LAP TIME : 1:37.850		BEST LAP TIME : 1:38.194		DIFFERENCE : 0.344			
LAP	SECTOR 1	SECTOR 2	LAP TIME	MPH	DIFF	TIME OF DAY	
1 -	1:12.328	36.428	1:48.756	65.51	10.562	09:02:08.222	
2 -	1:09.621	36.418	1:46.039	67.18	7.845	09:03:54.261	
3 -	1:05.366	36.221	1:41.587	70.13	3.393	09:05:35.848	
4 -	1:05.071	35.012	1:40.083	71.18	1.889	09:07:15.931	
5 -	1:05.254	34.651	1:39.905 (3)	71.31	1.711	09:08:55.836	
6 -	1:04.052	34.876	1:38.928 (2)	72.01	0.734	09:10:34.764	
7 -	1:03.199	34.995	1:38.194 (1)	72.55		09:12:12.958	

P47 228 GPF		Clive EMERSON		Yamaha RD350YPVS -			
IDEAL LAP TIME : 1:47.535		BEST LAP TIME : 1:51.756		DIFFERENCE : 4.221			
LAP	SECTOR 1	SECTOR 2	LAP TIME	MPH	DIFF	TIME OF DAY	
1 -	1:13.261	38.495	1:51.756 (1)	63.75		09:02:32.360	
2 -	1:09.040	IN PIT	1:56.307 P	61.25	4.551	09:04:28.667	

P48 168 GP		Michael RUSSELL		Yamaha TZ250 -			
IDEAL LAP TIME : 1:53.894		BEST LAP TIME : 1:53.894		DIFFERENCE : 0.000			
LAP	SECTOR 1	SECTOR 2	LAP TIME	MPH	DIFF	TIME OF DAY	
1 -	1:17.885	36.009	1:53.894 (1)	62.55		09:04:09.767	

Weather / Track : Cloudy / Dry

Donington Park National
 Circuit Length = 1.9790 miles
 Start: 08:59 Flag 09:11 End: 09:13

BMCRC - MRO Championships 2020 - Rnd 3 @ Donington Park National

EDlasia Formula 400 & Blue Haze 2-Strokes

QUALIFYING - BEST SECTORS

SECTOR 1				SECTOR 2				IDEAL / BEST COMPARISON				
POS	NO	NAME	TIME	NO	NAME	TIME	POS	NO	NAME	IDEAL	BEST	DIFF
									PERFECT LAP	1:17.981		
1	51	WHOLEY	50.400	51	WHOLEY	27.581	1	51	WHOLEY	1:17.981	1:18.022	0.041
2	176	STAMPER	50.827	176	STAMPER	27.646	2	176	STAMPER	1:18.473	1:18.473	0.000
3	7	DUNN	51.352	7	DUNN	27.858	3	7	DUNN	1:19.210	1:19.392	0.182
4	79	BURRILL	52.221	79	BURRILL	28.244	4	79	BURRILL	1:20.465	1:20.465	0.000
5	81	GRANT	52.363	16	WALLING	28.372	5	81	GRANT	1:20.866	1:20.866	0.000
6	48	WELSH	52.447	48	WELSH	28.456	6	48	WELSH	1:20.903	1:21.024	0.121
7	191	SEATH	52.535	81	GRANT	28.503	7	191	SEATH	1:21.107	1:21.302	0.195
8	0	TOLAND	52.777	191	SEATH	28.572	8	16	WALLING	1:21.240	1:21.289	0.049
9	257	McCARTER	52.852	0	TOLAND	28.657	9	0	TOLAND	1:21.434	1:21.434	0.000
10	16	WALLING	52.868	3	BARRETT	28.786	10	257	McCARTER	1:22.012	1:22.012	0.000
11	45	THOMPSON	52.907	64	ELLIS	28.791	11	64	ELLIS	1:22.098	1:22.098	0.000
12	22	BALLERINI	53.205	111	GUILLOU	29.039	12	3	BARRETT	1:22.112	1:22.112	0.000
13	33	JOHNSTONE	53.247	257	McCARTER	29.160	13	45	THOMPSON	1:22.143	1:22.399	0.256
14	64	ELLIS	53.307	85	ROBINSON	29.180	14	22	BALLERINI	1:22.412	1:22.710	0.298
15	3	BARRETT	53.326	22	BALLERINI	29.207	15	85	ROBINSON	1:22.552	1:22.768	0.216
16	85	ROBINSON	53.372	45	THOMPSON	29.236	16	33	JOHNSTONE	1:22.770	1:22.926	0.156
17	27	HAYWARD	53.453	155	CHAPMAN	29.241	17	111	GUILLOU	1:22.920	1:22.938	0.018
18	7	MOORE	53.667	221	MARSH	29.380	18	27	HAYWARD	1:22.938	1:22.938	0.000
19	157	MOOK	53.677	7	MOORE	29.439	19	7	MOORE	1:23.106	1:23.106	0.000
20	111	GUILLOU	53.881	117	HARRIS	29.440	20	157	MOOK	1:23.149	1:23.803	0.654
21	155	CHAPMAN	54.144	47	CLARK	29.466	21	155	CHAPMAN	1:23.385	1:23.682	0.297
22	90	RAPA	54.226	157	MOOK	29.472	22	117	HARRIS	1:23.699	1:24.247	0.548
23	117	HARRIS	54.259	27	HAYWARD	29.485	23	221	MARSH	1:23.864	1:23.895	0.031
24	221	MARSH	54.484	33	JOHNSTONE	29.523	24	90	RAPA	1:23.914	1:23.917	0.003
25	57	FISHER	54.491	57	FISHER	29.570	25	47	CLARK	1:23.975	1:24.646	0.671
26	47	CLARK	54.509	90	RAPA	29.688	26	57	FISHER	1:24.061	1:24.064	0.003
27	52	JARMAN	54.632	26	THOMPSON	29.809	27	52	JARMAN	1:24.555	1:24.645	0.090
28	351	DIGBY-BAKER	54.856	52	JARMAN	29.923	28	351	DIGBY-BAKER	1:24.944	1:24.944	0.000
29	26	THOMPSON	55.407	351	DIGBY-BAKER	30.088	29	26	THOMPSON	1:25.216	1:25.439	0.223
30	122	HARVIEK	55.609	75	FRASER	30.291	30	122	HARVIEK	1:25.969	1:26.046	0.077
31	70	BURSCOUGH	55.841	77	GLASGOW	30.300	31	75	FRASER	1:26.188	1:26.188	0.000
32	75	FRASER	55.897	122	HARVIEK	30.360	32	70	BURSCOUGH	1:26.298	1:26.298	0.000
33	60	GOUGH	55.918	60	GOUGH	30.428	33	60	GOUGH	1:26.346	1:26.346	0.000
34	83	GODBOLD	56.211	70	BURSCOUGH	30.457	34	83	GODBOLD	1:27.175	1:27.364	0.189
35	132	WHITING	56.273	2	BEDFORD	30.646	35	2	BEDFORD	1:27.364	1:27.364	0.000
36	2	BEDFORD	56.718	147	HANNAFORD	30.803	36	77	GLASGOW	1:27.542	1:27.542	0.000
37	42	BROOKS	56.815	83	GODBOLD	30.964	37	132	WHITING	1:27.705	1:27.835	0.130
38	175	HIGERTY	57.038	175	HIGERTY	31.070	38	175	HIGERTY	1:28.108	1:28.108	0.000
39	174	BOWLER	57.121	174	BOWLER	31.352	39	42	BROOKS	1:28.334	1:28.491	0.157
40	77	GLASGOW	57.242	132	WHITING	31.432	40	174	BOWLER	1:28.473	1:28.473	0.000
41	147	HANNAFORD	57.843	42	BROOKS	31.519	41	147	HANNAFORD	1:28.646	1:28.646	0.000
42	97	TAIG	58.460	17	PATERSON	31.559	42	97	TAIG	1:30.266	1:30.406	0.140
43	17	PATERSON	59.655	97	TAIG	31.806	43	17	PATERSON	1:31.214	1:31.683	0.469
44	33	LEWIS	1:01.303	167	BAILEY	33.122	44	167	BAILEY	1:34.791	1:35.078	0.287
45	167	BAILEY	1:01.669	33	LEWIS	33.597	45	33	LEWIS	1:34.900	1:35.429	0.529
46	145	PERRETT	1:03.199	145	PERRETT	34.651	46	145	PERRETT	1:37.850	1:38.194	0.344
47	228	EMERSON	1:09.040	168	RUSSELL	36.009	47	228	EMERSON	1:47.535	1:51.756	4.221
48	168	RUSSELL	1:17.885	228	EMERSON	38.495	48	168	RUSSELL	1:53.894	1:53.894	0.000
49												

Weather / Track : Cloudy / Dry

Donington Park National

Circuit Length = 1.9790 miles

Start: 08:59 Flag 09:11 End: 09:13

Results can be found at www.tsl-timing.com

Printed - 09:14 Saturday, 05 September 2020

BMCRC - MRO Championships 2020 - Rnd 3 @ Donington Park National

EDlasia Formula 400 & Blue Haze 2-Stroke

QUALIFYING - STATISTICS

Competitors Started 49
Planned Start 2020-09-05 @ 09:00:00.000
Actual Start 2020-09-05 @ 08:59:51.754
Finish Time 2020-09-05 @ 09:11:53.856
Track Length 1.9790mi.
Total Laps 363
Total Distance Covered 718.4014mi.

Session Fastest Lap History

NO	CL	NAME	LAP TIME	TIME OF DAY	LAP	VEHICLE
0	GPF	Paul TOLAND	1:25.283	09:01:36.358	1	Yamaha 350
7	GP	Bruce DUNN	1:22.729	09:03:00.436	2	Honda RS250
176	GP	Jonathan STAMPER	1:22.382	09:03:23.225	2	Yamaha TZ250
7	GP	Bruce DUNN	1:20.010	09:04:20.441	3	Honda RS250
51	GP	Kevin WHOLEY	1:19.668	09:05:18.518	3	Yamaha TZ250
176	GP	Jonathan STAMPER	1:18.473	09:06:02.272	4	Yamaha TZ250
51	GP	Kevin WHOLEY	1:18.022	09:10:34.563	7	Yamaha TZ250

Flag History

TYPE	TIME OF DAY
GREEN	08:59:51.754
FINISH	09:11:53.856

Flag Statistics

TYPE	COUNT	TOTAL LAPS	TOTAL TIME
Green	1	9	13:58.842
Red	0	0	0.000
Safety Car	0	0	0.000
FCY	0	0	0.000

Weather / Track : Cloudy / Dry

Results can be found at www.tsl-timing.com

Page 1 of 7

Donington Park National
Circuit Length = 1.9790 miles
Start: 08:59 Flag 09:11 End: 09:13

Printed - 09:14 Saturday, 05 September 2020

BMCRC - MRO Championships 2020 - Rnd 3 @ Donington Park National

EDlasia Formula 400 & Blue Haze 2-Stroke

QUALIFYING - STATISTICS

CLASS : GP

23 Starters

Fastest Lap History

NO	NAME	LAP TIME	TIME OF DAY	LAP	VEHICLE
7	Bruce DUNN	1:25.759	09:01:37.703	1	Honda RS250
7	Bruce DUNN	1:22.729	09:03:00.436	2	Honda RS250
176	Jonathan STAMPER	1:22.382	09:03:23.225	2	Yamaha TZ250
7	Bruce DUNN	1:20.010	09:04:20.441	3	Honda RS250
51	Kevin WHOLEY	1:19.668	09:05:18.518	3	Yamaha TZ250
176	Jonathan STAMPER	1:18.473	09:06:02.272	4	Yamaha TZ250
51	Kevin WHOLEY	1:18.022	09:10:34.563	7	Yamaha TZ250

Weather / Track : Cloudy / Dry

Results can be found at www.tsl-timing.com

Page 2 of 7

Donington Park National
Circuit Length = 1.9790 miles
Start: 08:59 Flag 09:11 End: 09:13

Printed - 09:14 Saturday, 05 September 2020

BMCRC - MRO Championships 2020 - Rnd 3 @ Donington Park National

EDlasia Formula 400 & Blue Haze 2-Stroke

QUALIFYING - STATISTICS

CLASS : GPF

11 Starters

Fastest Lap History

NO	NAME	LAP TIME	TIME OF DAY	LAP	VEHICLE
0	Paul TOLAND	1:25.283	09:01:36.358	1	Yamaha 350
0	Paul TOLAND	1:24.664	09:03:01.013	2	Yamaha 350
0	Paul TOLAND	1:22.990	09:04:24.011	3	Yamaha 350
0	Paul TOLAND	1:22.502	09:05:46.510	4	Yamaha 350
0	Paul TOLAND	1:22.130	09:08:32.038	6	Yamaha 350
0	Paul TOLAND	1:21.434	09:11:15.613	8	Yamaha 350

Weather / Track : Cloudy / Dry

Results can be found at www.tsl-timing.com

Page 3 of 7

Donington Park National
Circuit Length = 1.9790 miles
Start: 08:59 Flag 09:11 End: 09:13

Printed - 09:14 Saturday, 05 September 2020

BMCRC - MRO Championships 2020 - Rnd 3 @ Donington Park National

EDlasia Formula 400 & Blue Haze 2-Stroke

QUALIFYING - STATISTICS

CLASS :

10 Starters

Fastest Lap History

NO	NAME	LAP TIME	TIME OF DAY	LAP	VEHICLE
45	Mark THOMPSON	1:27.974	09:01:40.750	1	Kawasaki ZXR400
48	Richie WELSH	1:27.659	09:01:41.083	1	Yamaha FZR 400 RRSP
48	Richie WELSH	1:24.244	09:03:05.328	2	Yamaha FZR 400 RRSP
48	Richie WELSH	1:21.516	09:04:26.843	3	Yamaha FZR 400 RRSP
48	Richie WELSH	1:21.024	09:05:47.867	4	Yamaha FZR 400 RRSP

Weather / Track : Cloudy / Dry

Results can be found at www.tsl-timing.com

Page 4 of 7

Donington Park National
Circuit Length = 1.9790 miles
Start: 08:59 Flag 09:11 End: 09:13

Printed - 09:14 Saturday, 05 September 2020

BMCRC - MRO Championships 2020 - Rnd 3 @ Donington Park National

EDlasia Formula 400 & Blue Haze 2-Stroke

QUALIFYING - STATISTICS

CLASS : R

1 Starters

Fastest Lap History

NO	NAME	LAP TIME	TIME OF DAY	LAP	VEHICLE
75	Gary FRASER	1:32.782	09:02:08.515	1	Kawasaki ZXR 400
75	Gary FRASER	1:26.188	09:03:34.703	2	Kawasaki ZXR 400

BMCRC - MRO Championships 2020 - Rnd 3 @ Donington Park National

EDlasia Formula 400 & Blue Haze 2-Stroke

QUALIFYING - STATISTICS

CLASS : S

4 Starters

Fastest Lap History

NO	NAME	LAP TIME	TIME OF DAY	LAP	VEHICLE
117	Jordan HARRIS	1:28.131	09:01:42.252	1	Kawasaki ZXR400L
117	Jordan HARRIS	1:24.721	09:03:06.972	2	Kawasaki ZXR400L
157	Geoff MOOK	1:24.578	09:04:58.905	3	Yamaha TZR 250
117	Jordan HARRIS	1:24.247	09:05:55.956	4	Kawasaki ZXR400L
33	Carl JOHNSTONE	1:23.660	09:06:08.266	4	Yamaha FZR400RR
33	Carl JOHNSTONE	1:23.529	09:10:20.266	7	Yamaha FZR400RR
33	Carl JOHNSTONE	1:22.926	09:13:08.515	9	Yamaha FZR400RR

Weather / Track : Cloudy / Dry

Results can be found at www.tsl-timing.com

Page 6 of 7

Donington Park National
Circuit Length = 1.9790 miles
Start: 08:59 Flag 09:11 End: 09:13

Printed - 09:14 Saturday, 05 September 2020

BMCRC - MRO Championships 2020 - Rnd 3 @ Donington Park National

EDlasia Formula 400 & Blue Haze 2-Stroke

QUALIFYING - STATISTICS

CLASS : S/R

1 Starters

Fastest Lap History

NO	NAME	LAP TIME	TIME OF DAY	LAP	VEHICLE
97	Nicholas TAIG	1:34.320	09:01:49.376	1	Honda VFR400 NC30
97	Nicholas TAIG	1:34.219	09:03:23.594	2	Honda VFR400 NC30
97	Nicholas TAIG	1:30.964	09:04:54.558	3	Honda VFR400 NC30
97	Nicholas TAIG	1:30.628	09:07:56.483	5	Honda VFR400 NC30
97	Nicholas TAIG	1:30.406	09:10:57.634	7	Honda VFR400 NC30

Weather / Track : Cloudy / Dry

Results can be found at www.tsl-timing.com

Page 7 of 7

Donington Park National
Circuit Length = 1.9790 miles
Start: 08:59 Flag 09:11 End: 09:13

Printed - 09:14 Saturday, 05 September 2020

EDlasia Formula 400 & G-Force MC Blue Haze GP

RACE 4 - GRID (8 Laps)

ROW 14	42		41		40	126	Glynn DAVIES
ROW 13		39	8	Phil ATKINSON	38	168	Michael RUSSELL
ROW 12							
ROW 11							
ROW 10							
ROW 9							
ROW 8							
ROW 7							
ROW 6							
ROW 5							
ROW 4							
ROW 3							
ROW 2							
ROW 1							

Pole

Donington Park National
Circuit Length = 1.9790 miles

These results are provisional until the conclusion of any judicial and technical matters.

Clerk Of Course :	Steward :	Timekeeper :
-------------------	-----------	--------------

Results can be found at www.tsl-timing.com

Printed - 09:15 Saturday, 05 September 2020



BMCRC - MRO Championships 2020 - Rnd 3 @ Donington Park National



EDlasia Formula 400 & G-Force MC Blue Haze GP

RACE 4 - CLASSIFICATION

POS	NO	CL	PIC NAME	ENTRY	LAPS	TIME	GAP	DIFF	MPH	BEST	ON
1	8	GP	Phil ATKINSON	Yamaha TZ350 - Rose mot centre	6	7:50.302			90.60	1:16.055	4
2	176	GP	Jonathan STAMPER	Yamaha TZ250 -	6	7:53.448	3.146	3.146	90.00	1:17.129	5
3	51	GP	Kevin WHOLEY	Yamaha TZ250 -	6	7:53.699	3.397	0.251	89.95	1:17.365	6
4	7	GP	Bruce DUNN	Honda RS250 -	6	8:02.905	12.603	9.206	88.23	1:18.827	4
5	16	GP	Daniel WALLING	Yamaha TZ250 - JD SERVICES	6	8:03.192	12.890	0.287	88.18	1:19.111	5
6	81	GP	Scott GRANT	Yamaha TZ250 - Avbase Flight Group	6	8:03.683	13.381	0.491	88.09	1:19.363	3
7	48		Richie WELSH	Yamaha FZR 400 RRSP - EDEN'S BABY EXPERIE	6	8:04.157	13.855	0.474	88.01	1:19.555	6
8	191		James SEATH	Kawasaki ZXR400 L9 - Ovenden Earthmoving	6	8:07.365	17.063	3.208	87.43	1:19.548	6
9	257	GP	Liam McCARTER	Yamaha TZ250 -	6	8:08.293	17.991	0.928	87.26	1:20.086	2
10	22*	GP	Rik BALLERINI	Yamaha SPONDONO TZ250 - SCLS LTD, GECKO R	6	8:11.642	21.340	3.349	86.67	1:20.426	4
11	45		Mark THOMPSON	Kawasaki ZXR400 - Flintstone Tyres / David Simon	6	8:11.728	21.426	0.086	86.65	1:20.102	5
12	79	GP	Jason BURRILL	Yamaha TZ250 5KE -	6	8:13.033	22.731	1.305	86.42	1:20.067	3
13	64	GP	Phil ELLIS	Yamaha TZ250B -	6	8:22.128	31.826	9.095	84.86	1:22.107	4
14	3	GP	Tom BARRETT	Honda RS250 - RGV Workshop	6	8:22.445	32.143	0.317	84.80	1:21.151	2
15	85		James ROBINSON	Kawasaki ZXR400 - claire palastanga ceramics	6	8:23.026	32.724	0.581	84.70	1:22.215	5
16	33	S	Carl JOHNSTONE	Yamaha FZR400RR - EDlasia	6	8:23.720	33.418	0.694	84.59	1:22.145	2
17	157	S	Geoff MOOK	Yamaha TZR 250 -	6	8:24.081	33.779	0.361	84.53	1:22.113	5
18	70		Andrew BURSCOUGH	Yamaha YPVS 350 - Apollo/Merlin/Abbey/Martitaniu	6	8:26.337	36.035	2.256	84.15	1:22.467	2
19	52		Gary JARMAN	Kawasaki ZXR 400 -	6	8:31.981	41.679	5.644	83.22	1:23.425	5
20	111	GP	Phil GUILLOU	Yamaha TZ250 - FCL Racing	6	8:32.119	41.817	0.138	83.20	1:23.393	6
21	26		Lydia THOMPSON	Kawasaki ZXR400 - Flintstone Racing - David Simoi	6	8:32.752	42.450	0.633	83.10	1:23.161	6
22	155	GP	Roy CHAPMAN	Yamaha TZ350 - Self	6	8:33.741	43.439	0.989	82.94	1:23.583	3
23	351	S	Sam DIGBY-BAKER	Kawasaki ZXR400 -	6	8:36.320	46.018	2.579	82.52	1:23.992	6
24	90	S	Steve RAPA	Honda RVF400 TOOTHLESS - David Simon Tuning	6	8:36.659	46.357	0.339	82.47	1:24.487	3
25	122	GP	Dave HARVIEK	Yamaha TZ250 4DP - NW Roofing London Ltd	6	8:36.798	46.496	0.139	82.45	1:24.124	6
26	57*		Paul FISHER	Kawasaki ZXR400 -	6	8:45.856	55.554	9.058	81.03	1:24.016	6
27	77	GP	Andrew GLASGOW	Yamaha TZ350 -	6	8:49.730	59.428	3.874	80.43	1:26.265	6
28	75	R	Gary FRASER	Kawasaki ZXR 400 -	6	8:50.040	59.738	0.310	80.39	1:26.145	2
29	132	GP	Paul WHITING	Yamaha TZ250T - John Whiting	6	9:05.881	1:15.579	15.841	78.05	1:27.924	6
30	174*	GP	David BOWLER	Yamaha TZ250 4DP -	6	9:16.520	1:26.218	10.639	76.56	1:27.021	4
31	42	GP	Sian BROOKS	Honda RS125 - Spyre Ltd	5	7:42.269	1 Lap	1 Lap	76.76	1:29.946	5
32	17	GP	David PATERSON	Honda RS 250 NX5 - Tuna Garage	5	7:43.529	1 Lap	1.260	76.55	1:30.081	4
33	117	S	Jordan HARRIS	Kawasaki ZXR400L - Steve Jordan Motorcycles	5	7:45.072	1 Lap	1.543	76.30	1:29.963	4

NOT CLASSIFIED

DNF	47		Allan CLARK	Kawasaki ZXR400 - A Clark & Sons Builders	5	7:10.433	1 Lap		82.44	1:23.411	5
DNF	97	S/R	Nicholas TAIG	Honda VFR400 NC30 - Mantis Motorsports	5	7:43.325	1 Lap	32.892	76.59	1:28.771	4
DNF	221	GP	Roger MARSH	Yamaha TZ250 A -	3	4:29.559	3 Laps	2 Laps	78.78	1:24.483	2
DNF	147	GP	John HANNAFORD	Yamaha TZ350D -	2	3:10.063	4 Laps	1 Lap	74.25	1:31.158	2
DNF	168	GP	Michael RUSSELL	Yamaha TZ250 -	0						

FASTEST LAP

8	GP	Phil ATKINSON	Yamaha TZ350 - Rose mot centre	4	1:16.055	93.67 mph	150.75 kph
191		James SEATH	Kawasaki ZXR400 L9 - Ovenden Earthmoving	6	1:19.548	89.56 mph	144.13 kph
157	S	Geoff MOOK	Yamaha TZR 250 -	5	1:22.113	86.76 mph	139.63 kph
75	R	Gary FRASER	Kawasaki ZXR 400 -	2	1:26.145	82.70 mph	133.10 kph
97	S/R	Nicholas TAIG	Honda VFR400 NC30 - Mantis Motorsports	4	1:28.771	80.25 mph	129.16 kph

* Bike 57 - 10 second penalty - jump start

* Bike 174 - 10 second penalty - yellow flag infringement

* Bike 2 - Please improve transponder location - poor signal

Race Stopped

Class GP - 92.5% of Race Speed = 83.80 mph

Class - 92.5% of Race Speed = 81.40 mph

Class S - 92.5% of Race Speed = 78.24 mph

Class R - 92.5% of Race Speed = 74.36 mph

Weather / Track : Cloudy / Dry

These results are provisional until the conclusion of any judicial and technical matters.

Donington Park National
Circuit Length = 1.9790 miles
Start: 12:51 Flag 12:59 End: 13:02

Clerk Of Course :	Steward :	Timekeeper :

BMCRC - MRO Championships 2020 - Rnd 3 @ Donington Park National

EDlasia Formula 400 & G-Force MC Blue Haze GP

RACE 4 - LAP CHART

LAP 1 @ 12:52:52.938

NO	BEHIND	LAP TIME
51		1:21.649
191	2.510	1:24.159
48	2.652	1:24.301
176	3.045	1:24.694
16	3.365	1:25.014
7	3.662	1:25.311
81	4.229	1:25.878
257	4.945	1:26.594
8	6.165	1:27.814
33	6.213	1:27.862
64	6.335	1:27.984
45	6.510	1:28.159
22	6.695	1:28.344
79	7.158	1:28.807
85	7.480	1:29.129
70	7.957	1:29.606
90	9.751	1:31.400
3	9.840	1:31.489
157	9.857	1:31.506
155	9.862	1:31.511
52	10.499	1:32.148
57	11.242	1:32.891
221	11.327	1:32.976
111	11.774	1:33.423
351	11.939	1:33.588
26	12.122	1:33.771
122	12.754	1:34.403
47	12.850	1:34.499
77	13.638	1:35.287
75	14.326	1:35.975
117	16.283	1:37.932
17	16.651	1:38.300
42	16.765	1:38.414
174	16.891	1:38.540
147	17.256	1:38.905
132	17.925	1:39.574
97	19.499	1:41.148

LAP 2 @ 12:54:11.773

NO	BEHIND	LAP TIME
51		1:18.835
176	2.780	1:18.570
8	4.179	1:16.849
48	4.223	1:20.406
191	4.973	1:21.298
7	5.056	1:20.229
16	5.159	1:20.629
81	5.388	1:19.994
257	6.196	1:20.086
22	8.509	1:20.649
45	9.506	1:21.831
33	9.523	1:22.145
64	11.361	1:23.861
70	11.589	1:22.467
79	11.590	1:23.267
85	11.694	1:23.049
3	12.156	1:21.151
157	13.484	1:22.462
155	15.604	1:24.577
90	15.935	1:25.019
52	16.102	1:24.438
57	16.505	1:24.098

Weather / Track : Cloudy / Dry

Results can be found at www.tsl-timing.com

221	16.975	1:24.483
111	17.002	1:24.063
26	17.864	1:24.577
351	17.917	1:24.813
122	18.089	1:24.170
47	18.274	1:24.259
77	21.516	1:26.713
75	21.636	1:26.145
42	29.140	1:31.210
17	29.236	1:31.420
147	29.579	1:31.158
132	29.891	1:30.801
174	30.877	1:32.821
97	31.027	1:30.363
117	31.274	1:33.826

LAP 3 @ 12:55:30.146

NO	BEHIND	LAP TIME
51		1:18.373
8	2.375	1:16.569
176	2.602	1:18.195
48	5.629	1:19.779
16	6.166	1:19.380
81	6.378	1:19.363
7	7.255	1:20.572
191	7.703	1:21.103
257	8.110	1:20.287
22	10.628	1:20.492
45	11.690	1:20.557
79	13.284	1:20.067
33	14.164	1:23.014
64	15.355	1:22.367
3	15.987	1:22.204
70	16.196	1:22.980
85	16.770	1:23.449
157	17.275	1:22.164
155	20.814	1:23.583
52	21.580	1:23.851
90	22.049	1:24.487
111	22.536	1:23.907
57	22.947	1:24.815
26	23.098	1:23.607
351	23.893	1:24.349
122	24.077	1:24.361
47	24.173	1:24.272
77	30.109	1:26.966
75	30.437	1:27.174
221	30.702	1:32.100 P
132	40.911	1:29.393
17	41.955	1:31.092
174	42.837	1:30.333
42	43.244	1:32.477
97	43.818	1:31.164
117	43.996	1:31.095

LAP 4 @ 12:56:48.576

NO	BEHIND	LAP TIME
8		1:16.055
51	1.032	1:19.462
176	1.766	1:17.594
48	6.818	1:19.619
16	7.166	1:19.430
81	7.314	1:19.366
7	7.652	1:18.827

191	9.230	1:19.957
257	9.864	1:20.184
22	12.624	1:20.426
45	13.791	1:20.531
79	15.323	1:20.469
33	18.581	1:22.847
64	19.032	1:22.107
3	19.311	1:21.754
85	20.655	1:22.315
70	21.019	1:23.253
157	21.145	1:22.300
155	26.998	1:24.614
52	27.099	1:23.949
111	27.546	1:23.440
26	28.108	1:23.440
90	28.123	1:24.504
47	29.735	1:23.992
57	29.877	1:25.360
122	30.365	1:24.718
351	30.384	1:24.921
77	38.288	1:26.609
75	38.944	1:26.937
174	51.428	1:27.021
132	52.066	1:29.585
17	53.606	1:30.081
97	54.159	1:28.771
42	55.036	1:30.222
117	55.529	1:29.963

LAP 5 @ 12:58:04.738

NO	BEHIND	LAP TIME
8		1:16.162
176	2.733	1:17.129
51	2.885	1:18.015
16	10.115	1:19.111
7	10.549	1:19.059
81	10.831	1:19.679
48	11.153	1:20.497
257	14.006	1:20.304
191	14.368	1:21.300
22	17.465	1:21.003
45	17.731	1:20.102
79	19.397	1:20.236
64	25.774	1:22.904
33	26.307	1:23.888
3	26.521	1:23.372
85	26.708	1:22.215
157	27.096	1:22.113
70	28.732	1:23.875
52	34.362	1:23.425
111	35.277	1:23.893
155	35.926	1:25.090
26	36.142	1:24.196
90	36.789	1:24.828
47	36.984	1:23.411
57	38.391	1:24.676
351	38.879	1:24.657
122	39.225	1:25.022
77	50.016	1:27.890
75	50.244	1:27.462
174	1:03.925	1:28.659
132	1:04.508	1:28.604
42	1:08.820	1:29.946
97	1:09.876	1:31.879
17	1:10.080	1:32.636

117	1:11.623	1:32.256
-----	----------	----------

LAP 6 @ 12:59:21.591

NO	BEHIND	LAP TIME
8		1:16.853
176	3.146	1:17.266
51	3.397	1:17.365
7	12.603	1:18.907
16	12.890	1:19.628
81	13.381	1:19.403
48	13.855	1:19.555
191	17.063	1:19.548
257	17.991	1:20.838
22	21.340	1:20.728
45	21.426	1:20.548
79	22.731	1:20.187
64	31.826	1:22.905
3	32.143	1:22.475
85	32.724	1:22.869
33	33.418	1:23.964
157	33.779	1:23.536
70	36.035	1:24.156
52	41.679	1:24.170
111	41.817	1:23.393
26	42.450	1:23.161
155	43.439	1:24.366
57	45.554	1:24.016
351	46.018	1:23.992
90	46.357	1:26.421
122	46.496	1:24.124
77	59.428	1:26.265
75	59.738	1:26.347
132	1:15.579	1:27.924
174	1:16.218	1:29.146

Donington Park National
Circuit Length = 1.9790 miles
Start: 12:51 Flag 12:59 End: 13:02

Printed - 13:16 Saturday, 05 September 2020

BMCRG - MRO Championships 2020 - Rnd 3 @ Donington Park National

EDlasia Formula 400 & G-Force MC Blue Haze GP

RACE 4 - SECTOR ANALYSIS



SECTOR 1 = FL to I1, SECTOR 2 = I1 to FL, DIFF = Difference To Personal Best Lap, P = Crossed Finish Line in Pit Lane, D = Time Disallowed

P1 8 GP		Phil ATKINSON		Yamaha TZ350 - Rose mot centre		
IDEAL LAP TIME : 1:15.837		BEST LAP TIME : 1:16.055		DIFFERENCE : 0.218		
LAP	SECTOR 1	SECTOR 2	LAP TIME	MPH	DIFF	TIME OF DAY
1 -		28.166	1:27.814	81.13	11.759	12:52:59.103
2 -	49.775	27.074	1:16.849	92.70	0.794	12:54:15.952
3 -	49.238	27.331	1:16.569 (3)	93.04	0.514	12:55:32.521
4 -	49.120	26.935	1:16.055 (1)	93.67		12:56:48.576
5 -	48.902	27.260	1:16.162 (2)	93.54	0.107	12:58:04.738
6 -	49.229	27.624	1:16.853	92.70	0.798	12:59:21.591

P2 176 GP		Jonathan STAMPER		Yamaha TZ250 -		
IDEAL LAP TIME : 1:17.129		BEST LAP TIME : 1:17.129		DIFFERENCE : 0.000		
LAP	SECTOR 1	SECTOR 2	LAP TIME	MPH	DIFF	TIME OF DAY
1 -		27.780	1:24.694	84.12	7.565	12:52:55.983
2 -	51.140	27.430	1:18.570	90.67	1.441	12:54:14.553
3 -	50.316	27.879	1:18.195	91.11	1.066	12:55:32.748
4 -	50.384	27.210	1:17.594 (3)	91.81	0.465	12:56:50.342
5 -	49.928	27.201	1:17.129 (1)	92.37		12:58:07.471
6 -	50.024	27.242	1:17.266 (2)	92.20	0.137	12:59:24.737

P3 51 GP		Kevin WHOLEY		Yamaha TZ250 -		
IDEAL LAP TIME : 1:17.202		BEST LAP TIME : 1:17.365		DIFFERENCE : 0.163		
LAP	SECTOR 1	SECTOR 2	LAP TIME	MPH	DIFF	TIME OF DAY
1 -		27.802	1:21.649	87.25	4.284	12:52:52.938
2 -	51.017	27.818	1:18.835	90.37	1.470	12:54:11.773
3 -	50.738	27.635	1:18.373 (3)	90.90	1.008	12:55:30.146
4 -	51.315	28.147	1:19.462	89.66	2.097	12:56:49.608
5 -	49.951	28.064	1:18.015 (2)	91.32	0.650	12:58:07.623
6 -	50.114	27.251	1:17.365 (1)	92.09		12:59:24.988

P4 7 GP		Bruce DUNN		Honda RS250 -		
IDEAL LAP TIME : 1:18.669		BEST LAP TIME : 1:18.827		DIFFERENCE : 0.158		
LAP	SECTOR 1	SECTOR 2	LAP TIME	MPH	DIFF	TIME OF DAY
1 -		28.302	1:25.311	83.51	6.484	12:52:56.600
2 -	51.922	28.307	1:20.229	88.80	1.402	12:54:16.829
3 -	52.548	28.024	1:20.572	88.42	1.745	12:55:37.401
4 -	51.080	27.747	1:18.827 (1)	90.38		12:56:56.228
5 -	51.379	27.680	1:19.059 (3)	90.11	0.232	12:58:15.287
6 -	50.989	27.918	1:18.907 (2)	90.29	0.080	12:59:34.194

P5 16 GP		Daniel WALLING		Yamaha TZ250 - JD SERVICES		
IDEAL LAP TIME : 1:18.848		BEST LAP TIME : 1:19.111		DIFFERENCE : 0.263		
LAP	SECTOR 1	SECTOR 2	LAP TIME	MPH	DIFF	TIME OF DAY
1 -		28.388	1:25.014	83.80	5.903	12:52:56.303
2 -	51.920	28.709	1:20.629	88.36	1.518	12:54:16.932
3 -	51.356	28.024	1:19.380 (2)	89.75	0.269	12:55:36.312
4 -	51.657	27.773	1:19.430 (3)	89.69	0.319	12:56:55.742
5 -	51.194	27.917	1:19.111 (1)	90.05		12:58:14.853
6 -	51.974	27.654	1:19.628	89.47	0.517	12:59:34.481

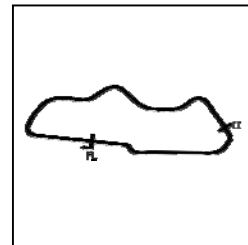
Weather / Track : Cloudy / Dry

Donington Park National
Circuit Length = 1.9790 miles
Start: 12:51 Flag 12:59 End: 13:02

BMCRC - MRO Championships 2020 - Rnd 3 @ Donington Park National

EDlasia Formula 400 & G-Force MC Blue Haze GP

RACE 4 - SECTOR ANALYSIS



SECTOR 1 = FL to I1, SECTOR 2 = I1 to FL, DIFF = Difference To Personal Best Lap, P = Crossed Finish Line in Pit Lane, D = Time Disallowed

P6	81 GP	Scott GRANT	Yamaha TZ250 - Avbase Flight Group			
IDEAL LAP TIME : 1:19.064		BEST LAP TIME : 1:19.363	DIFFERENCE : 0.299			
LAP	SECTOR 1	SECTOR 2	LAP TIME	MPH	DIFF	TIME OF DAY

1 -		28.146	1:25.878	82.96	6.515	12:52:57.167
2 -	51.537	28.457	1:19.994	89.06	0.631	12:54:17.161
3 -	51.720	27.643	1:19.363 (1)	89.77		12:55:36.524
4 -	51.642	27.724	1:19.366 (2)	89.76	0.003	12:56:55.890
5 -	51.920	27.759	1:19.679	89.41	0.316	12:58:15.569
6 -	51.421	27.982	1:19.403 (3)	89.72	0.040	12:59:34.972

P7	48	Richie WELSH	Yamaha FZR 400 RRSP - EDEN'S BABY EXPERIENCES/ PEI			
IDEAL LAP TIME : 1:19.329		BEST LAP TIME : 1:19.555	DIFFERENCE : 0.226			
LAP	SECTOR 1	SECTOR 2	LAP TIME	MPH	DIFF	TIME OF DAY

1 -		28.513	1:24.301	84.51	4.746	12:52:55.590
2 -	52.003	28.403	1:20.406	88.60	0.851	12:54:15.996
3 -	51.908	27.871	1:19.779 (3)	89.30	0.224	12:55:35.775
4 -	51.738	27.881	1:19.619 (2)	89.48	0.064	12:56:55.394
5 -	51.906	28.591	1:20.497	88.50	0.942	12:58:15.891
6 -	51.458	28.097	1:19.555 (1)	89.55		12:59:35.446

P8	191	James SEATH	Kawasaki ZXR400 L9 - Ovenden Earthmoving			
IDEAL LAP TIME : 1:19.548		BEST LAP TIME : 1:19.548	DIFFERENCE : 0.000			
LAP	SECTOR 1	SECTOR 2	LAP TIME	MPH	DIFF	TIME OF DAY

1 -		28.609	1:24.159	84.65	4.611	12:52:55.448
2 -	51.732	29.566	1:21.298	87.63	1.750	12:54:16.746
3 -	52.537	28.566	1:21.103 (3)	87.84	1.555	12:55:37.849
4 -	51.778	28.179	1:19.957 (2)	89.10	0.409	12:56:57.806
5 -	52.915	28.385	1:21.300	87.63	1.752	12:58:19.106
6 -	51.386	28.162	1:19.548 (1)	89.56		12:59:38.654

P9	257 GP	Liam McCARTER	Yamaha TZ250 -			
IDEAL LAP TIME : 1:20.061		BEST LAP TIME : 1:20.086	DIFFERENCE : 0.025			
LAP	SECTOR 1	SECTOR 2	LAP TIME	MPH	DIFF	TIME OF DAY

1 -		29.168	1:26.594	82.27	6.508	12:52:57.883
2 -	51.754	28.332	1:20.086 (1)	88.96		12:54:17.969
3 -	51.729	28.558	1:20.287 (3)	88.73	0.201	12:55:38.256
4 -	51.737	28.447	1:20.184 (2)	88.85	0.098	12:56:58.440
5 -	51.942	28.362	1:20.304	88.72	0.218	12:58:18.744
6 -	52.016	28.822	1:20.838	88.13	0.752	12:59:39.582

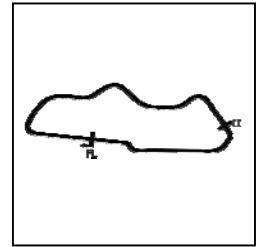
P10	22 GP	Rik BALLERINI	Yamaha SPONDON TZ250 - SCLS LTD, GECKO RACING, DY			
IDEAL LAP TIME : 1:20.410		BEST LAP TIME : 1:20.426	DIFFERENCE : 0.016			
LAP	SECTOR 1	SECTOR 2	LAP TIME	MPH	DIFF	TIME OF DAY

1 -		28.957	1:28.344	80.64	7.918	12:52:59.633
2 -	51.869	28.780	1:20.649 (3)	88.34	0.223	12:54:20.282
3 -	51.935	28.557	1:20.492 (2)	88.51	0.066	12:55:40.774
4 -	51.853	28.573	1:20.426 (1)	88.58		12:57:01.200
5 -	52.329	28.674	1:21.003	87.95	0.577	12:58:22.203
6 -	52.024	28.704	1:20.728	88.25	0.302	12:59:42.931

BMCRRC - MRO Championships 2020 - Rnd 3 @ Donington Park National

EDlasia Formula 400 & G-Force MC Blue Haze GP

RACE 4 - SECTOR ANALYSIS



SECTOR 1 = FL to I1, SECTOR 2 = I1 to FL, DIFF = Difference To Personal Best Lap, P = Crossed Finish Line in Pit Lane, D = Time Disallowed

P11 45		Mark THOMPSON		Kawasaki ZXR400 - Flintstone Tyres / David Simon Tuning		
IDEAL LAP TIME : 1:20.102		BEST LAP TIME : 1:20.102		DIFFERENCE : 0.000		
LAP	SECTOR 1	SECTOR 2	LAP TIME	MPH	DIFF	TIME OF DAY
1 -		29.040	1:28.159	80.81	8.057	12:52:59.448
2 -	53.326	28.505	1:21.831	87.06	1.729	12:54:21.279
3 -	52.106	28.451	1:20.557	88.44	0.455	12:55:41.836
4 -	52.026	28.505	1:20.531 (2)	88.47	0.429	12:57:02.367
5 -	51.829	28.273	1:20.102 (1)	88.94		12:58:22.469
6 -	52.105	28.443	1:20.548 (3)	88.45	0.446	12:59:43.017

P12 79 GP		Jason BURRILL		Yamaha TZ250 5KE -		
IDEAL LAP TIME : 1:19.991		BEST LAP TIME : 1:20.067		DIFFERENCE : 0.076		
LAP	SECTOR 1	SECTOR 2	LAP TIME	MPH	DIFF	TIME OF DAY
1 -		29.244	1:28.807	80.22	8.740	12:53:00.096
2 -	53.540	29.727	1:23.267	85.56	3.200	12:54:23.363
3 -	52.044	28.023	1:20.067 (1)	88.98		12:55:43.430
4 -	52.449	28.020	1:20.469	88.53	0.402	12:57:03.899
5 -	52.087	28.149	1:20.236 (3)	88.79	0.169	12:58:24.135
6 -	51.971	28.216	1:20.187 (2)	88.85	0.120	12:59:44.322

P13 64 GP		Phil ELLIS		Yamaha TZ250B -		
IDEAL LAP TIME : 1:22.046		BEST LAP TIME : 1:22.107		DIFFERENCE : 0.061		
LAP	SECTOR 1	SECTOR 2	LAP TIME	MPH	DIFF	TIME OF DAY
1 -		29.470	1:27.984	80.97	5.877	12:52:59.273
2 -	54.252	29.609	1:23.861	84.95	1.754	12:54:23.134
3 -	53.335	29.032	1:22.367 (2)	86.49	0.260	12:55:45.501
4 -	53.014	29.093	1:22.107 (1)	86.77		12:57:07.608
5 -	53.682	29.222	1:22.904 (3)	85.93	0.797	12:58:30.512
6 -	53.689	29.216	1:22.905	85.93	0.798	12:59:53.417

P14 3 GP		Tom BARRETT		Honda RS250 - RGV Workshop		
IDEAL LAP TIME : 1:20.736		BEST LAP TIME : 1:21.151		DIFFERENCE : 0.415		
LAP	SECTOR 1	SECTOR 2	LAP TIME	MPH	DIFF	TIME OF DAY
1 -		30.069	1:31.489	77.87	10.338	12:53:02.778
2 -	52.208	28.943	1:21.151 (1)	87.79		12:54:23.929
3 -	53.676	28.528	1:22.204 (3)	86.67	1.053	12:55:46.133
4 -	52.714	29.040	1:21.754 (2)	87.14	0.603	12:57:07.887
5 -	53.735	29.637	1:23.372	85.45	2.221	12:58:31.259
6 -	53.572	28.903	1:22.475	86.38	1.324	12:59:53.734

P15 85		James ROBINSON		Kawasaki ZXR400 - claire palastanga ceramics		
IDEAL LAP TIME : 1:21.316		BEST LAP TIME : 1:22.215		DIFFERENCE : 0.899		
LAP	SECTOR 1	SECTOR 2	LAP TIME	MPH	DIFF	TIME OF DAY
1 -		29.018	1:29.129	79.93	6.914	12:53:00.418
2 -	53.332	29.717	1:23.049	85.78	0.834	12:54:23.467
3 -	53.874	29.575	1:23.449	85.37	1.234	12:55:46.916
4 -	53.181	29.134	1:22.315 (2)	86.55	0.100	12:57:09.231
5 -	52.571	29.644	1:22.215 (1)	86.65		12:58:31.446
6 -	54.124	28.745	1:22.869 (3)	85.97	0.654	12:59:54.315

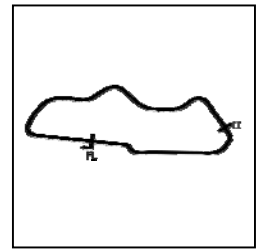
Weather / Track : Cloudy / Dry

Donington Park National
Circuit Length = 1.9790 miles
Start: 12:51 Flag 12:59 End: 13:02

BMCRG - MRO Championships 2020 - Rnd 3 @ Donington Park National

EDlasia Formula 400 & G-Force MC Blue Haze GP

RACE 4 - SECTOR ANALYSIS



SECTOR 1 = FL to I1, SECTOR 2 = I1 to FL, DIFF = Difference To Personal Best Lap, P = Crossed Finish Line in Pit Lane, D = Time Disallowed

P16 33 S		Carl JOHNSTONE		Yamaha FZR400RR - EDlasia		
IDEAL LAP TIME : 1:22.145		BEST LAP TIME : 1:22.145		DIFFERENCE : 0.000		
LAP	SECTOR 1	SECTOR 2	LAP TIME	MPH	DIFF	TIME OF DAY
1 -		29.702	1:27.862	81.08	5.717	12:52:59.151
2 -	52.846	29.299	1:22.145 (1)	86.73		12:54:21.296
3 -	53.533	29.481	1:23.014 (3)	85.82	0.869	12:55:44.310
4 -	53.470	29.377	1:22.847 (2)	85.99	0.702	12:57:07.157
5 -	53.900	29.988	1:23.888	84.93	1.743	12:58:31.045
6 -	54.288	29.676	1:23.964	84.85	1.819	12:59:55.009

P17 157 S		Geoff MOOK		Yamaha TZR 250 -		
IDEAL LAP TIME : 1:21.842		BEST LAP TIME : 1:22.113		DIFFERENCE : 0.271		
LAP	SECTOR 1	SECTOR 2	LAP TIME	MPH	DIFF	TIME OF DAY
1 -		30.377	1:31.506	77.85	9.393	12:53:02.795
2 -	53.577	28.885	1:22.462	86.39	0.349	12:54:25.257
3 -	53.240	28.924	1:22.164 (2)	86.71	0.051	12:55:47.421
4 -	53.080	29.220	1:22.300 (3)	86.56	0.187	12:57:09.721
5 -	52.957	29.156	1:22.113 (1)	86.76		12:58:31.834
6 -	54.122	29.414	1:23.536	85.28	1.423	12:59:55.370

P18 70		Andrew BURSCOUGH		Yamaha YPVS 350 - Apollo/Merlin/Abbey/Martitanium		
IDEAL LAP TIME : 1:22.356		BEST LAP TIME : 1:22.467		DIFFERENCE : 0.111		
LAP	SECTOR 1	SECTOR 2	LAP TIME	MPH	DIFF	TIME OF DAY
1 -		28.953	1:29.606	79.50	7.139	12:53:00.895
2 -	53.403	29.064	1:22.467 (1)	86.39		12:54:23.362
3 -	53.709	29.271	1:22.980 (2)	85.85	0.513	12:55:46.342
4 -	53.612	29.641	1:23.253 (3)	85.57	0.786	12:57:09.595
5 -	54.544	29.331	1:23.875	84.94	1.408	12:58:33.470
6 -	54.554	29.602	1:24.156	84.65	1.689	12:59:57.626

P19 52		Gary JARMAN		Kawasaki ZXR 400 -		
IDEAL LAP TIME : 1:23.386		BEST LAP TIME : 1:23.425		DIFFERENCE : 0.039		
LAP	SECTOR 1	SECTOR 2	LAP TIME	MPH	DIFF	TIME OF DAY
1 -		29.920	1:32.148	77.31	8.723	12:53:03.437
2 -	54.710	29.728	1:24.438	84.37	1.013	12:54:27.875
3 -	54.416	29.435	1:23.851 (2)	84.96	0.426	12:55:51.726
4 -	54.478	29.471	1:23.949 (3)	84.86	0.524	12:57:15.675
5 -	53.951	29.474	1:23.425 (1)	85.40		12:58:39.100
6 -	54.484	29.686	1:24.170	84.64	0.745	13:00:03.270

P20 111 GP		Phil GUILLOU		Yamaha TZ250 - FCL Racing		
IDEAL LAP TIME : 1:23.040		BEST LAP TIME : 1:23.393		DIFFERENCE : 0.353		
LAP	SECTOR 1	SECTOR 2	LAP TIME	MPH	DIFF	TIME OF DAY
1 -		30.195	1:33.423	76.26	10.030	12:53:04.712
2 -	54.846	29.217	1:24.063	84.75	0.670	12:54:28.775
3 -	54.471	29.436	1:23.907	84.91	0.514	12:55:52.682
4 -	54.410	29.030	1:23.440 (2)	85.38	0.047	12:57:16.122
5 -	54.775	29.118	1:23.893 (3)	84.92	0.500	12:58:40.015
6 -	54.010	29.383	1:23.393 (1)	85.43		13:00:03.408

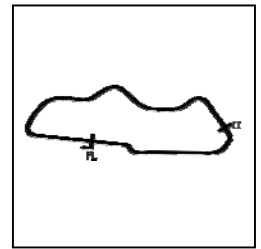
Weather / Track : Cloudy / Dry

Donington Park National
Circuit Length = 1.9790 miles
Start: 12:51 Flag 12:59 End: 13:02

BMCR - MRO Championships 2020 - Rnd 3 @ Donington Park National

EDlasia Formula 400 & G-Force MC Blue Haze GP

RACE 4 - SECTOR ANALYSIS



SECTOR 1 = FL to I1, SECTOR 2 = I1 to FL, DIFF = Difference To Personal Best Lap, P = Crossed Finish Line in Pit Lane, D = Time Disallowed

P21 26		Lydia THOMPSON		Kawasaki ZXR400 - Flintstone Racing - David Simons Tuning			
IDEAL LAP TIME : 1:22.844		BEST LAP TIME : 1:23.161		DIFFERENCE : 0.317			
LAP	SECTOR 1	SECTOR 2	LAP TIME	MPH	DIFF	TIME OF DAY	
1 -		29.993	1:33.771	75.97	10.610	12:53:05.060	
2 -	54.757	29.820	1:24.577	84.23	1.416	12:54:29.637	
3 -	53.985	29.622	1:23.607 (3)	85.21	0.446	12:55:53.244	
4 -	54.503	28.937	1:23.440 (2)	85.38	0.279	12:57:16.684	
5 -	54.375	29.821	1:24.196	84.61	1.035	12:58:40.880	
6 -	53.907	29.254	1:23.161 (1)	85.67		13:00:04.041	

P22 155 GP		Roy CHAPMAN		Yamaha TZ350 - Self			
IDEAL LAP TIME : 1:23.583		BEST LAP TIME : 1:23.583		DIFFERENCE : 0.000			
LAP	SECTOR 1	SECTOR 2	LAP TIME	MPH	DIFF	TIME OF DAY	
1 -		29.748	1:31.511	77.85	7.928	12:53:02.800	
2 -	54.846	29.731	1:24.577 (3)	84.23	0.994	12:54:27.377	
3 -	54.417	29.166	1:23.583 (1)	85.24		12:55:50.960	
4 -	54.783	29.831	1:24.614	84.20	1.031	12:57:15.574	
5 -	55.188	29.902	1:25.090	83.73	1.507	12:58:40.664	
6 -	55.020	29.346	1:24.366 (2)	84.44	0.783	13:00:05.030	

P23 351 S		Sam DIGBY-BAKER		Kawasaki ZXR400 -			
IDEAL LAP TIME : 1:23.591		BEST LAP TIME : 1:23.992		DIFFERENCE : 0.401			
LAP	SECTOR 1	SECTOR 2	LAP TIME	MPH	DIFF	TIME OF DAY	
1 -		30.694	1:33.588	76.12	9.596	12:53:04.877	
2 -	54.235	30.578	1:24.813	84.00	0.821	12:54:29.690	
3 -	54.387	29.962	1:24.349 (2)	84.46	0.357	12:55:54.039	
4 -	54.905	30.016	1:24.921	83.89	0.929	12:57:18.960	
5 -	54.872	29.785	1:24.657 (3)	84.15	0.665	12:58:43.617	
6 -	53.806	30.186	1:23.992 (1)	84.82		13:00:07.609	

P24 90 S		Steve RAPA		Honda RVF400 TOOTHLESS - David Simon Tuning			
IDEAL LAP TIME : 1:23.897		BEST LAP TIME : 1:24.487		DIFFERENCE : 0.590			
LAP	SECTOR 1	SECTOR 2	LAP TIME	MPH	DIFF	TIME OF DAY	
1 -		30.478	1:31.400	77.94	6.913	12:53:02.689	
2 -	54.123	30.896	1:25.019	83.80	0.532	12:54:27.708	
3 -	54.713	29.774	1:24.487 (1)	84.32		12:55:52.195	
4 -	54.153	30.351	1:24.504 (2)	84.31	0.017	12:57:16.699	
5 -	54.564	30.264	1:24.828 (3)	83.98	0.341	12:58:41.527	
6 -	54.732	31.689	1:26.421	82.44	1.934	13:00:07.948	

P25 122 GP		Dave HARVIEK		Yamaha TZ250 4DP - NW Roofing London Ltd			
IDEAL LAP TIME : 1:23.533		BEST LAP TIME : 1:24.124		DIFFERENCE : 0.591			
LAP	SECTOR 1	SECTOR 2	LAP TIME	MPH	DIFF	TIME OF DAY	
1 -		30.408	1:34.403	75.46	10.279	12:53:05.692	
2 -	54.348	29.822	1:24.170 (2)	84.64	0.046	12:54:29.862	
3 -	54.442	29.919	1:24.361 (3)	84.45	0.237	12:55:54.223	
4 -	54.875	29.843	1:24.718	84.09	0.594	12:57:18.941	
5 -	54.986	30.036	1:25.022	83.79	0.898	12:58:43.963	
6 -	53.711	30.413	1:24.124 (1)	84.69		13:00:08.087	

Weather / Track : Cloudy / Dry

Donington Park National
Circuit Length = 1.9790 miles
Start: 12:51 Flag 12:59 End: 13:02

BMCRC - MRO Championships 2020 - Rnd 3 @ Donington Park National

EDlasia Formula 400 & G-Force MC Blue Haze GP

RACE 4 - SECTOR ANALYSIS



SECTOR 1 = FL to I1, SECTOR 2 = I1 to FL, DIFF = Difference To Personal Best Lap, P = Crossed Finish Line in Pit Lane, D = Time Disallowed

P26 57 Paul FISHER		Kawasaki ZXR400 -				
IDEAL LAP TIME : 1:23.633		BEST LAP TIME : 1:24.016		DIFFERENCE : 0.383		
LAP	SECTOR 1	SECTOR 2	LAP TIME	MPH	DIFF	TIME OF DAY
1 -		30.294	1:32.891	76.69	8.875	12:53:04.180
2 -	54.291	29.807	1:24.098 (2)	84.71	0.082	12:54:28.278
3 -	54.811	30.004	1:24.815	84.00	0.799	12:55:53.093
4 -	55.449	29.911	1:25.360	83.46	1.344	12:57:18.453
5 -	55.091	29.585	1:24.676 (3)	84.14	0.660	12:58:43.129
6 -	54.048	29.968	1:24.016 (1)	84.80		13:00:07.145

P27 77 GP Andrew GLASGOW		Yamaha TZ350 -				
IDEAL LAP TIME : 1:25.920		BEST LAP TIME : 1:26.265		DIFFERENCE : 0.345		
LAP	SECTOR 1	SECTOR 2	LAP TIME	MPH	DIFF	TIME OF DAY
1 -		30.817	1:35.287	74.76	9.022	12:53:06.576
2 -	56.257	30.456	1:26.713 (3)	82.16	0.448	12:54:33.289
3 -	56.844	30.122	1:26.966	81.92	0.701	12:56:00.255
4 -	56.019	30.590	1:26.609 (2)	82.26	0.344	12:57:26.864
5 -	57.207	30.683	1:27.890	81.06	1.625	12:58:54.754
6 -	55.798	30.467	1:26.265 (1)	82.59		13:00:21.019

P28 75 R Gary FRASER		Kawasaki ZXR 400 -				
IDEAL LAP TIME : 1:26.022		BEST LAP TIME : 1:26.145		DIFFERENCE : 0.123		
LAP	SECTOR 1	SECTOR 2	LAP TIME	MPH	DIFF	TIME OF DAY
1 -		30.808	1:35.975	74.23	9.830	12:53:07.264
2 -	55.818	30.327	1:26.145 (1)	82.70		12:54:33.409
3 -	56.952	30.222	1:27.174	81.72	1.029	12:56:00.583
4 -	55.900	31.037	1:26.937 (3)	81.95	0.792	12:57:27.520
5 -	56.817	30.645	1:27.462	81.45	1.317	12:58:54.982
6 -	55.800	30.547	1:26.347 (2)	82.51	0.202	13:00:21.329

P29 132 GP Paul WHITING		Yamaha TZ250T - John Whiting				
IDEAL LAP TIME : 1:27.855		BEST LAP TIME : 1:27.924		DIFFERENCE : 0.069		
LAP	SECTOR 1	SECTOR 2	LAP TIME	MPH	DIFF	TIME OF DAY
1 -		32.618	1:39.574	71.55	11.650	12:53:10.863
2 -	58.590	32.211	1:30.801	78.46	2.877	12:54:41.664
3 -	58.008	31.385	1:29.393 (3)	79.70	1.469	12:56:11.057
4 -	58.026	31.559	1:29.585	79.52	1.661	12:57:40.642
5 -	57.309	31.295	1:28.604 (2)	80.40	0.680	12:59:09.246
6 -	56.560	31.364	1:27.924 (1)	81.03		13:00:37.170

P30 174 GP David BOWLER		Yamaha TZ250 4DP -				
IDEAL LAP TIME : 1:27.021		BEST LAP TIME : 1:27.021		DIFFERENCE : 0.000		
LAP	SECTOR 1	SECTOR 2	LAP TIME	MPH	DIFF	TIME OF DAY
1 -		31.893	1:38.540	72.30	11.519	12:53:09.829
2 -	59.331	33.490	1:32.821	76.75	5.800	12:54:42.650
3 -	58.875	31.458	1:30.333	78.87	3.312	12:56:12.983
4 -	56.330	30.691	1:27.021 (1)	81.87		12:57:40.004
5 -	57.137	31.522	1:28.659 (2)	80.36	1.638	12:59:08.663
6 -	57.335	31.811	1:29.146 (3)	79.92	2.125	13:00:37.809

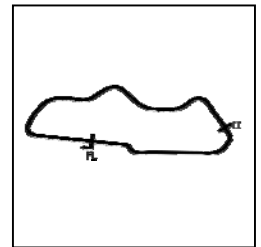
Weather / Track : Cloudy / Dry

Donington Park National
Circuit Length = 1.9790 miles
Start: 12:51 Flag 12:59 End: 13:02

BMCR - MRO Championships 2020 - Rnd 3 @ Donington Park National

EDlasia Formula 400 & G-Force MC Blue Haze GP

RACE 4 - SECTOR ANALYSIS



SECTOR 1 = FL to I1, SECTOR 2 = I1 to FL, DIFF = Difference To Personal Best Lap, P = Crossed Finish Line in Pit Lane, D = Time Disallowed

P31 42 GP		Sian BROOKS		Honda RS125 - Spyre Ltd		
IDEAL LAP TIME : 1:28.294		BEST LAP TIME : 1:29.946		DIFFERENCE : 1.652		
LAP	SECTOR 1	SECTOR 2	LAP TIME	MPH	DIFF	TIME OF DAY
1 -		31.850	1:38.414	72.39	8.468	12:53:09.703
2 -	58.920	32.290	1:31.210 (3)	78.11	1.264	12:54:40.913
3 -	1:00.475	32.002	1:32.477	77.04	2.531	12:56:13.390
4 -	58.049	32.173	1:30.222 (2)	78.96	0.276	12:57:43.612
5 -	58.366	31.580	1:29.946 (1)	79.21		12:59:13.558

P32 17 GP		David PATERSON		Honda RS 250 NX5 - Tuna Garage		
IDEAL LAP TIME : 1:29.903		BEST LAP TIME : 1:30.081		DIFFERENCE : 0.178		
LAP	SECTOR 1	SECTOR 2	LAP TIME	MPH	DIFF	TIME OF DAY
1 -		31.105	1:38.300	72.47	8.219	12:53:09.589
2 -	59.153	32.267	1:31.420 (3)	77.93	1.339	12:54:41.009
3 -	59.759	31.333	1:31.092 (2)	78.21	1.011	12:56:12.101
4 -	58.798	31.283	1:30.081 (1)	79.09		12:57:42.182
5 -	59.173	33.463	1:32.636	76.91	2.555	12:59:14.818

P33 117 S		Jordan HARRIS		Kawasaki ZXR400L - Steve Jordan Motorcycles		
IDEAL LAP TIME : 1:29.245		BEST LAP TIME : 1:29.963		DIFFERENCE : 0.718		
LAP	SECTOR 1	SECTOR 2	LAP TIME	MPH	DIFF	TIME OF DAY
1 -		31.941	1:37.932	72.75	7.969	12:53:09.221
2 -	59.704	34.122	1:33.826	75.93	3.863	12:54:43.047
3 -	58.904	32.191	1:31.095 (2)	78.21	1.132	12:56:14.142
4 -	57.304	32.659	1:29.963 (1)	79.19		12:57:44.105
5 -	58.912	33.344	1:32.256 (3)	77.22	2.293	12:59:16.361

P34 47		Allan CLARK		Kawasaki ZXR400 - A Clark & Sons Builders		
IDEAL LAP TIME : 1:23.411		BEST LAP TIME : 1:23.411		DIFFERENCE : 0.000		
LAP	SECTOR 1	SECTOR 2	LAP TIME	MPH	DIFF	TIME OF DAY
1 -		30.890	1:34.499	75.39	11.088	12:53:05.788
2 -	54.450	29.809	1:24.259 (3)	84.55	0.848	12:54:30.047
3 -	54.848	29.424	1:24.272	84.54	0.861	12:55:54.319
4 -	54.469	29.523	1:23.992 (2)	84.82	0.581	12:57:18.311
5 -	54.294	29.117	1:23.411 (1)	85.41		12:58:41.722

P35 97 S/R		Nicholas TAIG		Honda VFR400 NC30 - Mantis Motorsports		
IDEAL LAP TIME : 1:28.771		BEST LAP TIME : 1:28.771		DIFFERENCE : 0.000		
LAP	SECTOR 1	SECTOR 2	LAP TIME	MPH	DIFF	TIME OF DAY
1 -		31.726	1:41.148	70.43	12.377	12:53:12.437
2 -	57.518	32.845	1:30.363 (2)	78.84	1.592	12:54:42.800
3 -	59.193	31.971	1:31.164 (3)	78.15	2.393	12:56:13.964
4 -	57.198	31.573	1:28.771 (1)	80.25		12:57:42.735
5 -	59.896	31.983	1:31.879	77.54	3.108	12:59:14.614

P36 221 GP		Roger MARSH		Yamaha TZ250 A -		
IDEAL LAP TIME : 1:24.446		BEST LAP TIME : 1:24.483		DIFFERENCE : 0.037		
LAP	SECTOR 1	SECTOR 2	LAP TIME	MPH	DIFF	TIME OF DAY
1 -		30.366	1:32.976	76.62	8.493	12:53:04.265
2 -	54.695	29.788	1:24.483 (1)	84.33		12:54:28.748
3 -	54.658	IN PIT	1:32.100 P	77.35	7.617	12:56:00.848

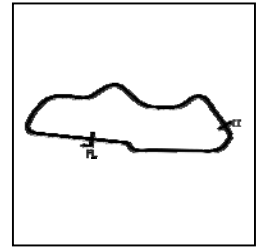
Weather / Track : Cloudy / Dry

Donington Park National
Circuit Length = 1.9790 miles
Start: 12:51 Flag 12:59 End: 13:02

BMCRC - MRO Championships 2020 - Rnd 3 @ Donington Park National

EDlasia Formula 400 & G-Force MC Blue Haze GP

RACE 4 - SECTOR ANALYSIS



SECTOR 1 = FL to I1, SECTOR 2 = I1 to FL, DIFF = Difference To Personal Best Lap, P = Crossed Finish Line in Pit Lane, D = Time Disallowed

P37 147 GP		John HANNAFORD		Yamaha TZ350D -		
IDEAL LAP TIME : 1:30.720		BEST LAP TIME : 1:31.158		DIFFERENCE : 0.438		
LAP	SECTOR 1	SECTOR 2	LAP TIME	MPH	DIFF	TIME OF DAY
1 -		31.427	1:38.905	72.03	7.747	12:53:10.194
2 -	59.293	31.865	1:31.158 (1)	78.15		12:54:41.352

Weather / Track : Cloudy / Dry

Results can be found at www.tsl-timing.com

Page 8 of 8

Donington Park National
Circuit Length = 1.9790 miles
Start: 12:51 Flag 12:59 End: 13:02

Printed - 13:17 Saturday, 05 September 2020

BMCRC - MRO Championships 2020 - Rnd 3 @ Donington Park National

EDlasia Formula 400 & G-Force MC Blue Haze GP

RACE 4 - BEST SECTORS

SECTOR 1			SECTOR 2			IDEAL / BEST COMPARISON						
POS	NO	NAME	TIME	NO	NAME	TIME	POS	NO	NAME	IDEAL	BEST	DIFF
									PERFECT LAP	1:15.837		
1	8	ATKINSON	48.902	8	ATKINSON	26.935	1	8	ATKINSON	1:15.837	1:16.055	0.218
2	176	STAMPER	49.928	176	STAMPER	27.201	2	176	STAMPER	1:17.129	1:17.129	0.000
3	51	WHOLEY	49.951	51	WHOLEY	27.251	3	51	WHOLEY	1:17.202	1:17.365	0.163
4	7	DUNN	50.989	81	GRANT	27.643	4	7	DUNN	1:18.669	1:18.827	0.158
5	16	WALLING	51.194	16	WALLING	27.654	5	16	WALLING	1:18.848	1:19.111	0.263
6	191	SEATH	51.386	7	DUNN	27.680	6	81	GRANT	1:19.064	1:19.363	0.299
7	81	GRANT	51.421	48	WELSH	27.871	7	48	WELSH	1:19.329	1:19.555	0.226
8	48	WELSH	51.458	79	BURRILL	28.020	8	191	SEATH	1:19.548	1:19.548	0.000
9	257	McCARTER	51.729	191	SEATH	28.162	9	79	BURRILL	1:19.991	1:20.067	0.076
10	45	THOMPSON	51.829	45	THOMPSON	28.273	10	257	McCARTER	1:20.061	1:20.086	0.025
11	22	BALLERINI	51.853	257	McCARTER	28.332	11	45	THOMPSON	1:20.102	1:20.102	0.000
12	79	BURRILL	51.971	3	BARRETT	28.528	12	22	BALLERINI	1:20.410	1:20.426	0.016
13	3	BARRETT	52.208	22	BALLERINI	28.557	13	3	BARRETT	1:20.736	1:21.151	0.415
14	85	ROBINSON	52.571	85	ROBINSON	28.745	14	85	ROBINSON	1:21.316	1:22.215	0.899
15	33	JOHNSTONE	52.846	157	MOOK	28.885	15	157	MOOK	1:21.842	1:22.113	0.271
16	157	MOOK	52.957	26	THOMPSON	28.937	16	64	ELLIS	1:22.046	1:22.107	0.061
17	64	ELLIS	53.014	70	BURSCOUGH	28.953	17	33	JOHNSTONE	1:22.145	1:22.145	0.000
18	70	BURSCOUGH	53.403	111	GUILLOU	29.030	18	70	BURSCOUGH	1:22.356	1:22.467	0.111
19	122	HARVIEK	53.711	64	ELLIS	29.032	19	26	THOMPSON	1:22.844	1:23.161	0.317
20	351	DIGBY-BAKER	53.806	47	CLARK	29.117	20	111	GUILLOU	1:23.040	1:23.393	0.353
21	26	THOMPSON	53.907	155	CHAPMAN	29.166	21	52	JARMAN	1:23.386	1:23.425	0.039
22	52	JARMAN	53.951	33	JOHNSTONE	29.299	22	47	CLARK	1:23.411	1:23.411	0.000
23	111	GUILLOU	54.010	52	JARMAN	29.435	23	122	HARVIEK	1:23.533	1:24.124	0.591
24	57	FISHER	54.048	57	FISHER	29.585	24	155	CHAPMAN	1:23.583	1:23.583	0.000
25	90	RAPA	54.123	90	RAPA	29.774	25	351	DIGBY-BAKER	1:23.591	1:23.992	0.401
26	47	CLARK	54.294	351	DIGBY-BAKER	29.785	26	57	FISHER	1:23.633	1:24.016	0.383
27	155	CHAPMAN	54.417	221	MARSH	29.788	27	90	RAPA	1:23.897	1:24.487	0.590
28	221	MARSH	54.658	122	HARVIEK	29.822	28	221	MARSH	1:24.446	1:24.483	0.037
29	77	GLASGOW	55.798	77	GLASGOW	30.122	29	77	GLASGOW	1:25.920	1:26.265	0.345
30	75	FRASER	55.800	75	FRASER	30.222	30	75	FRASER	1:26.022	1:26.145	0.123
31	174	BOWLER	56.330	174	BOWLER	30.691	31	174	BOWLER	1:27.021	1:27.021	0.000
32	132	WHITING	56.560	17	PATERSON	31.105	32	132	WHITING	1:27.855	1:27.924	0.069
33	42	BROOKS	56.853	132	WHITING	31.295	33	42	BROOKS	1:28.294	1:29.946	1.652
34	97	TAIG	57.198	147	HANNAFORD	31.427	34	97	TAIG	1:28.771	1:28.771	0.000
35	117	HARRIS	57.304	42	BROOKS	31.441	35	117	HARRIS	1:29.245	1:29.963	0.718
36	17	PATERSON	58.798	97	TAIG	31.573	36	17	PATERSON	1:29.903	1:30.081	0.178
37	147	HANNAFORD	59.293	117	HARRIS	31.941	37	147	HANNAFORD	1:30.720	1:31.158	0.438
38												

Weather / Track : Cloudy / Dry

Results can be found at www.tsl-timing.com

Donington Park National
Circuit Length = 1.9790 miles
Start: 12:51 Flag 12:59 End: 13:02

Printed - 13:17 Saturday, 05 September 2020

BMCRC - MRO Championships 2020 - Rnd 3 @ Donington Park National

EDlasia Formula 400 & G-Force MC Blue Haze GP

RACE 4 - STATISTICS

Competitors Started 37
Planned Start 2020-09-05 @ 12:35:00.000
Actual Start 2020-09-05 @ 12:51:31.288
Finish Time 2020-09-05 @ 12:59:21.590
Track Length 1.9790mi.
Total Laps 210
Total Distance Covered 415.6041mi.

Session Fastest Lap History

NO	CL	NAME	LAP TIME	TIME OF DAY	LAP	VEHICLE
51	GP	Kevin WHOLEY	1:18.835	12:54:11.790	2	Yamaha TZ250
176	GP	Jonathan STAMPER	1:18.570	12:54:14.560	2	Yamaha TZ250
8	GP	Phil ATKINSON	1:16.849	12:54:15.950	2	Yamaha TZ350
8	GP	Phil ATKINSON	1:16.569	12:55:32.519	3	Yamaha TZ350
8	GP	Phil ATKINSON	1:16.055	12:56:48.574	4	Yamaha TZ350

Session Leader History

NO	CL	NAME	FROM LAP	LAPS LED	DISTANCE	VEHICLE
51	GP	Kevin WHOLEY	1	3	5.89 miles	Yamaha TZ250
8	GP	Phil ATKINSON	4	3	5.93 miles	Yamaha TZ350

Flag History

TYPE	TIME OF DAY
GREEN	12:51:31.288
FINISH	12:59:21.590

Flag Statistics

TYPE	COUNT	TOTAL LAPS	TOTAL TIME
Green	1	6	11:23.714
Red	0	0	0.000
Safety Car	0	0	0.000
FCY	0	0	0.000

BMCRC - MRO Championships 2020 - Rnd 3 @ Donington Park National

EDlasia Formula 400 & G-Force MC Blue Haze GP

RACE 4 - STATISTICS

CLASS :

9 Starters

Fastest Lap History

NO	NAME	LAP TIME	TIME OF DAY	LAP	VEHICLE
48	Richie WELSH	1:20.406	12:54:15.996	2	Yamaha FZR 400 RRSP
48	Richie WELSH	1:19.779	12:55:35.779	3	Yamaha FZR 400 RRSP
48	Richie WELSH	1:19.619	12:56:55.398	4	Yamaha FZR 400 RRSP
48	Richie WELSH	1:19.555	12:59:35.450	6	Yamaha FZR 400 RRSP
191	James SEATH	1:19.548	12:59:38.672	6	Kawasaki ZXR400 L9

Leader History

NO	NAME	FROM LAP	LAPS LED	DISTANCE	VEHICLE
191	James SEATH	1	1	1.94 miles	Kawasaki ZXR400 L9
48	Richie WELSH	2	5	9.89 miles	Yamaha FZR 400 RRSP

BMCRC - MRO Championships 2020 - Rnd 3 @ Donington Park National

EDlasia Formula 400 & G-Force MC Blue Haze GP

RACE 4 - STATISTICS

CLASS : R

1 Starters

Fastest Lap History

NO	NAME	LAP TIME	TIME OF DAY	LAP	VEHICLE
75	Gary FRASER	1:26.145	12:54:33.410	2	Kawasaki ZXR 400

Leader History

NO	NAME	FROM LAP	LAPS LED	DISTANCE	VEHICLE
75	Gary FRASER	1	6	11.83 miles	Kawasaki ZXR 400

BMCRC - MRO Championships 2020 - Rnd 3 @ Donington Park National

EDlasia Formula 400 & G-Force MC Blue Haze GP

RACE 4 - STATISTICS

CLASS : S

5 Starters

Fastest Lap History

NO	NAME	LAP TIME	TIME OF DAY	LAP	VEHICLE
33	Carl JOHNSTONE	1:22.145	12:54:21.296	2	Yamaha FZR400RR
157	Geoff MOOK	1:22.113	12:58:31.834	5	Yamaha TZR 250

Leader History

NO	NAME	FROM LAP	LAPS LED	DISTANCE	VEHICLE
33	Carl JOHNSTONE	1	6	11.83 miles	Yamaha FZR400RR

BMCRC - MRO Championships 2020 - Rnd 3 @ Donington Park National

EDlasia Formula 400 & G-Force MC Blue Haze GP

RACE 4 - STATISTICS

CLASS : S/R

1 Starters

Fastest Lap History

NO	NAME	LAP TIME	TIME OF DAY	LAP	VEHICLE
97	Nicholas TAIG	1:30.363	12:54:42.811	2	Honda VFR400 NC30
97	Nicholas TAIG	1:28.771	12:57:42.747	4	Honda VFR400 NC30

Leader History

NO	NAME	FROM LAP	LAPS LED	DISTANCE	VEHICLE
97	Nicholas TAIG	1	5	9.85 miles	Honda VFR400 NC30

Weather / Track : Cloudy / Dry

Results can be found at www.tsl-timing.com

Page 5 of 6

Donington Park National
Circuit Length = 1.9790 miles
Start: 12:51 Flag 12:59 End: 13:02

Printed - 13:17 Saturday, 05 September 2020

BMCRC - MRO Championships 2020 - Rnd 3 @ Donington Park National

EDlasia Formula 400 & G-Force MC Blue Haze GP

RACE 4 - STATISTICS

CLASS : GP

21 Starters

Fastest Lap History

NO	NAME	LAP TIME	TIME OF DAY	LAP	VEHICLE
51	Kevin WHOLEY	1:18.835	12:54:11.790	2	Yamaha TZ250
176	Jonathan STAMPER	1:18.570	12:54:14.560	2	Yamaha TZ250
8	Phil ATKINSON	1:16.849	12:54:15.950	2	Yamaha TZ350
8	Phil ATKINSON	1:16.569	12:55:32.519	3	Yamaha TZ350
8	Phil ATKINSON	1:16.055	12:56:48.574	4	Yamaha TZ350

Leader History

NO	NAME	FROM LAP	LAPS LED	DISTANCE	VEHICLE
51	Kevin WHOLEY	1	3	5.89 miles	Yamaha TZ250
8	Phil ATKINSON	4	3	5.93 miles	Yamaha TZ350

Weather / Track : Cloudy / Dry

Results can be found at www.tsl-timing.com

Page 6 of 6

Donington Park National
Circuit Length = 1.9790 miles
Start: 12:51 Flag 12:59 End: 13:02

Printed - 13:17 Saturday, 05 September 2020

BMCRC - MRO Championships 2020 - Rnd 3 @ Donington Park National



EDlasia Formula 400 & G-Force MC Blue Haze GP

RACE 14 - GRID (8 Laps)

ROW 16		47	2 Nick BEDFORD	46	168 Michael RUSSELL	
ROW 15	45	147 1:31.158 John HANNAFORD	44	17 1:30.081 David PATERSON	43	42 1:29.946 Sian BROOKS
ROW 14	42	132 1:27.924 Paul WHITING	41	174 1:27.021 David BOWLER	40	77 1:26.265 Andrew GLASGOW
ROW 13	39	221 1:24.483 Roger MARSH	38	122 1:24.124 Dave HARVIEK	37	155 1:23.583 Roy CHAPMAN
ROW 12	36	111 1:23.393 Phil GUILLOU	35	64 1:22.107 Phil ELLIS	34	3 1:21.151 Tom BARRETT
ROW 11	33	22 1:20.426 Rik BALLERINI	32	257 1:20.086 Liam McCARTER	31	79 1:20.067 Jason BURRILL
ROW 10	30	81 1:19.363 Scott GRANT	29	16 1:19.111 Daniel WALLING	28	7 1:18.827 Bruce DUNN
ROW 9	27	51 1:17.365 Kevin WHOLEY	26	176 1:17.129 Jonathan STAMPER	25	8 1:16.055 Phil ATKINSON
ROW 8	24		23		22	
ROW 7	21		20		19	
ROW 6	18		17	126 Glynn DAVIES	16	117 1:29.963 Jordan HARRIS
ROW 5	15	97 1:28.771 Nicholas TAIG	14	75 1:26.145 Gary FRASER	13	90 1:24.487 Steve RAPA
ROW 4	12	57 1:24.016 Paul FISHER	11	351 1:23.992 Sam DIGBY-BAKER	10	52 1:23.425 Gary JARMAN
ROW 3	9	47 1:23.411 Allan CLARK	8	26 1:23.161 Lydia THOMPSON	7	70 1:22.467 Andrew BURSCOUGH
ROW 2	6	85 1:22.215 James ROBINSON	5	33 1:22.145 Carl JOHNSTONE	4	157 1:22.113 Geoff MOOK
ROW 1	3	45 1:20.102 Mark THOMPSON	2	48 1:19.555 Richie WELSH	1	191 1:19.548 James SEATH

Pole

Donington Park National
Circuit Length = 1.9790 miles

These results are provisional until the conclusion of any judicial and technical matters.

Clerk Of Course :	Steward :	Timekeeper :
-------------------	-----------	--------------

Results can be found at www.tsl-timing.com

Printed - 13:31 Saturday, 05 September 2020



BMCRC - MRO Championships 2020 - Rnd 3 @ Donington Park National



EDlasia Formula 400 & G-Force MC Blue Haze GP

RACE 14 - CLASSIFICATION

POS	NO	CL	PIC NAME	ENTRY	LAPS	TIME	GAP	DIFF	MPH	BEST	ON
1	191		1 James SEATH	Kawasaki ZXR400 L9 - Ovenden Earthmoving	8	10:44.115			88.27	1:19.169	8
2	48		2 Richie WELSH	Yamaha FZR 400 RRSP - EDEN'S BABY EXPERIE	8	10:45.121	1.006	1.006	88.13	1:19.401	4
3	45		3 Mark THOMPSON	Kawasaki ZXR400 - Flintstone Tyres / David Simon	8	10:45.274	1.159	0.153	88.11	1:18.857	4
4	51	GP	1 Kevin WHOLEY	Yamaha TZ250 -	8	10:49.086	4.971	3.812	87.60	1:16.418	7
5	8	GP	2 Phil ATKINSON	Yamaha TZ350 - Rose mot centre	8	10:56.412	12.297	7.326	86.62	1:16.102	8
6	176	GP	3 Jonathan STAMPER	Yamaha TZ250 -	8	10:56.536	12.421	0.124	86.60	1:17.128	8
7	16	GP	4 Daniel WALLING	Yamaha TZ250 - JD SERVICES	8	11:06.424	22.309	9.888	85.32	1:19.105	4
8	85		4 James ROBINSON	Kawasaki ZXR400 - claire palastanga ceramics	8	11:07.407	23.292	0.983	85.19	1:21.667	2
9	157	S	1 Geoff MOOK	Yamaha TZR 250 -	8	11:07.574	23.459	0.167	85.17	1:21.883	7
10	81	GP	5 Scott GRANT	Yamaha TZ250 - Avbase Flight Group	8	11:08.396	24.281	0.822	85.07	1:18.410	4
11	7	GP	6 Bruce DUNN	Honda RS250 -	8	11:09.329	25.214	0.933	84.95	1:19.452	2
12	33	S	2 Carl JOHNSTONE	Yamaha FZR400RR - EDlasia	8	11:09.966	25.851	0.637	84.87	1:22.316	2
13	70		5 Andrew BURSCOUGH	Yamaha YPVS 350 - Apollo/Merlin/Abbey/Martitaniu	8	11:10.522	26.407	0.556	84.80	1:21.593	2
14	351	S	3 Sam DIGBY-BAKER	Kawasaki ZXR400 -	8	11:11.995	27.880	1.473	84.61	1:22.783	2
15	52		6 Gary JARMAN	Kawasaki ZXR 400 -	8	11:14.063	29.948	2.068	84.35	1:22.373	8
16	47		7 Allan CLARK	Kawasaki ZXR400 - A Clark & Sons Builders	8	11:14.944	30.829	0.881	84.24	1:22.304	6
17	26		8 Lydia THOMPSON	Kawasaki ZXR400 - Flintstone Racing - David Simo	8	11:16.683	32.568	1.739	84.02	1:22.489	5
18	57		9 Paul FISHER	Kawasaki ZXR400 -	8	11:18.391	34.276	1.708	83.81	1:23.147	5
19	3	GP	7 Tom BARRETT	Honda RS250 - RGV Workshop	8	11:27.482	43.367	9.091	82.70	1:21.129	2
20	90	S	4 Steve RAPA	Honda RVF400 TOOTHLESS - David Simon Tuning	8	11:27.934	43.819	0.452	82.65	1:24.276	3
21	155	GP	8 Roy CHAPMAN	Yamaha TZ350 - Self	8	11:43.170	59.055	15.236	80.86	1:23.670	2
22	221	GP	9 Roger MARSH	Yamaha TZ250 A -	8	11:43.305	59.190	0.135	80.84	1:22.045	7
23	75	R	1 Gary FRASER	Kawasaki ZXR 400 -	8	11:45.517	1:01.402	2.212	80.59	1:25.533	8
24	122	GP	10 Dave HARVIEK	Yamaha TZ250 4DP - NW Roofing London Ltd	8	11:52.164	1:08.049	6.647	79.84	1:24.304	5
25	117	S	5 Jordan HARRIS	Kawasaki ZXR400L - Steve Jordan Motorcycles	8	12:01.793	1:17.678	9.629	78.77	1:28.655	4
26	132	GP	11 Paul WHITING	Yamaha TZ250T - John Whiting	7	10:45.397	1 Lap	1 Lap	77.06	1:27.350	5
27	174	GP	12 David BOWLER	Yamaha TZ250 4DP -	7	10:46.412	1 Lap	1.015	76.94	1:26.731	7
28	42	GP	13 Sian BROOKS	Honda RS125 - Spyre Ltd	7	10:47.026	1 Lap	0.614	76.86	1:26.947	2
29	77	GP	14 Andrew GLASGOW	Yamaha TZ350D -	7	10:53.172	1 Lap	6.146	76.14	1:27.933	4

NOT CLASSIFIED

DNF	79	GP	Jason BURRILL	Yamaha TZ250 5KE -	7	10:21.510	1 Lap		80.02	1:20.197	4
DNF	22	GP	Rik BALLERINI	Yamaha SPONDON TZ250 - SCLS LTD, GECKO R	5	9:36.475	3 Laps	2 Laps	61.55	1:20.629	2
DNF	17	GP	David PATERSON	Honda RS 250 NX5 - Tuna Garage	4	6:51.713	4 Laps	1 Lap	68.88	1:32.232	2
DNF	257	GP	Liam McCARTER	Yamaha TZ250 -	2	3:11.734	6 Laps	2 Laps	73.60	1:20.767	2
DNF	64	GP	Phil ELLIS	Yamaha TZ250B -	2	3:27.594	6 Laps	15.860	67.98		
DNF	2	GP	Nick BEDFORD	Yamaha TZ350 - Banx Race Paint	1	2:27.506	7 Laps	1 Lap	47.37		
DNF	126		Glynn DAVIES	Kawasaki ZXR400 -	0						
DNF	111	GP	Phil GUILLOU	Yamaha TZ250 - FCL Racing	0						
DNF	147	GP	John HANNAFORD	Yamaha TZ350D -	0						

FASTEST LAP

8	GP	Phil ATKINSON	Yamaha TZ350 - Rose mot centre	8	1:16.102	93.61 mph	150.66 kph
45		Mark THOMPSON	Kawasaki ZXR400 - Flintstone Tyres / David Simon	4	1:18.857	90.34 mph	145.40 kph
157	S	Geoff MOOK	Yamaha TZR 250 -	7	1:21.883	87.01 mph	140.02 kph
75	R	Gary FRASER	Kawasaki ZXR 400 -	8	1:25.533	83.29 mph	134.05 kph

Class - 92.5% of Race Speed = 81.64 mph
 Class GP - 92.5% of Race Speed = 81.03 mph
 Class S - 92.5% of Race Speed = 78.78 mph
 Class R - 92.5% of Race Speed = 74.54 mph

Weather / Track : Cloudy / Dry

These results are provisional until the conclusion of any judicial and technical matters.

Donington Park National
 Circuit Length = 1.9790 miles
 Start: 16:47 Flag 16:58 End: 16:59

Clerk Of Course :	Steward :	Timekeeper :

BMCRC - MRO Championships 2020 - Rnd 3 @ Donington Park National**EDlasia Formula 400 & G-Force MC Blue Haze GP****RACE 14 - LAP CHART****LAP 1 @ 16:48:40.821**

NO	BEHIND	LAP TIME
191		1:24.420
45	1.300	1:25.720
48	1.386	1:25.806
85	2.013	1:26.433
70	2.559	1:26.979
33	3.105	1:27.525
157	3.531	1:27.951
351	4.116	1:28.536
52	4.955	1:29.375
47	6.239	1:30.659
57	6.506	1:30.926
90	6.536	1:30.956
26	7.600	1:32.020
75	9.484	1:33.904
117	10.635	1:35.055
8	23.805	1:48.225
51	23.898	1:48.318
176	24.294	1:48.714
16	24.774	1:49.194
7	25.163	1:49.583
81	25.532	1:49.952
22	26.135	1:50.555
257	26.547	1:50.967
3	28.070	1:52.490
155	28.531	1:52.951
64	29.665	1:54.085
122	30.061	1:54.481
79	32.017	1:56.437
77	32.322	1:56.742
132	33.059	1:57.479
221	33.671	1:58.091
174	34.163	1:58.583
42	36.221	2:00.641
17	37.367	2:01.787
2	1:03.086	2:27.506 P

LAP 2 @ 16:50:02.026

NO	BEHIND	LAP TIME
191		1:21.205
48	0.170	1:19.989
45	0.656	1:20.561
85	2.475	1:21.667
70	2.947	1:21.593
33	4.216	1:22.316
157	4.597	1:22.271
351	5.694	1:22.783
52	8.113	1:24.363
47	8.880	1:23.846
57	9.676	1:24.375
26	10.104	1:23.709
90	10.550	1:25.219
75	16.832	1:28.553
117	18.516	1:29.086
51	21.400	1:18.707
8	21.726	1:19.126
176	22.055	1:18.966
16	22.737	1:19.168
7	23.410	1:19.452
81	24.205	1:19.878
22	25.559	1:20.629
257	26.109	1:20.767
3	27.994	1:21.129

155	30.996	1:23.670
79	33.108	1:22.296
122	34.767	1:25.911
221	37.862	1:25.396
77	39.412	1:28.295
132	39.898	1:28.044
174	40.898	1:27.940
42	41.963	1:26.947
64	41.969	1:33.509 P
17	48.394	1:32.232

LAP 3 @ 16:51:22.108

NO	BEHIND	LAP TIME
48		1:19.912
45	0.887	1:20.313
191	1.096	1:21.178
85	4.924	1:22.531
70	5.375	1:22.510
33	6.454	1:22.320
157	6.806	1:22.291
351	9.212	1:23.600
52	11.740	1:23.709
47	12.398	1:23.600
26	13.424	1:23.402
57	13.673	1:24.079
90	14.744	1:24.276
51	19.011	1:17.693
176	21.805	1:19.832
16	22.831	1:20.176
7	23.318	1:19.990
8	23.769	1:22.125
81	24.726	1:20.603
75	24.874	1:28.124
22	27.244	1:21.767
117	28.601	1:30.167
3	29.359	1:21.447
79	34.436	1:21.410
155	35.446	1:24.532
122	40.926	1:26.241
221	42.762	1:24.982
132	48.157	1:28.341
77	49.510	1:30.180
174	50.589	1:29.773
42	50.804	1:28.923
17	1:02.900	1:34.588

LAP 4 @ 16:52:41.509

NO	BEHIND	LAP TIME
48		1:19.401
45	0.343	1:18.857
191	1.089	1:19.394
85	8.116	1:22.593
70	9.285	1:23.311
33	9.666	1:22.613
157	10.019	1:22.614
351	13.896	1:24.085
52	16.376	1:24.037
47	16.518	1:23.521
51	16.883	1:17.273
26	18.572	1:24.549
57	18.952	1:24.680
176	20.284	1:17.880
90	20.425	1:25.082
16	22.535	1:19.105

8	22.742	1:18.374
7	23.427	1:19.510
81	23.735	1:18.410
22	29.302	1:21.459
3	32.121	1:22.163
75	33.006	1:27.533
79	35.232	1:20.197
117	37.855	1:28.655
155	40.502	1:24.457
122	47.631	1:26.106
221	47.643	1:24.282
132	56.853	1:28.097
77	58.042	1:27.933
174	58.068	1:26.880
42	58.517	1:27.114

LAP 5 @ 16:54:01.006

NO	BEHIND	LAP TIME
45		1:19.154
48	0.123	1:19.620
191	1.126	1:19.534
17	1 Lap	1:43.106 P
85	11.009	1:22.390
70	13.603	1:23.815
33	13.898	1:23.729
51	14.080	1:16.694
157	14.331	1:23.809
351	17.447	1:23.048
176	19.488	1:18.701
47	20.797	1:23.776
8	20.885	1:17.640
52	21.171	1:24.292
26	21.564	1:22.489
57	22.602	1:23.147
16	22.956	1:19.918
81	23.858	1:19.620
7	23.892	1:19.962
90	26.844	1:25.916
3	34.929	1:22.305
79	38.405	1:22.670
75	40.719	1:27.210
155	45.699	1:24.694
117	47.972	1:29.614
221	51.245	1:23.099
122	52.438	1:24.304
132	1:04.706	1:27.350
42	1:06.171	1:27.151
174	1:08.229	1:29.658
77	1:10.118	1:31.573

LAP 6 @ 16:55:20.826

NO	BEHIND	LAP TIME
48		1:19.697
45	0.594	1:20.414
191	0.791	1:19.485
51	10.894	1:16.634
85	14.886	1:23.697
157	17.265	1:22.754
176	17.655	1:17.987
70	18.178	1:24.395
33	18.439	1:24.361
8	18.567	1:17.502
351	20.565	1:22.938
16	22.663	1:19.527

47	23.281	1:22.304
81	24.274	1:20.236
7	24.675	1:20.603
52	24.699	1:23.348
26	25.236	1:23.492
57	26.441	1:23.659
90	32.723	1:25.699
3	37.414	1:22.305
79	39.840	1:21.255
75	48.887	1:27.988
155	50.180	1:24.301
221	54.567	1:23.142
122	57.055	1:24.437
117	57.836	1:29.684
132	1:13.354	1:28.468
42	1:14.980	1:28.629
174	1:15.256	1:26.847

LAP 7 @ 16:56:40.665

NO	BEHIND	LAP TIME
48		1:19.839
77	1 Lap	1:30.101
45	0.653	1:19.898
191	0.682	1:19.730
51	7.473	1:16.418
22	2 Laps	3:42.065 P
176	15.144	1:17.328
8	16.046	1:17.318
85	18.428	1:23.381
157	19.309	1:21.883
70	21.342	1:23.003
33	21.719	1:23.119
16	22.152	1:19.328
81	23.618	1:19.183
351	24.654	1:23.928
7	24.886	1:20.050
47	27.334	1:23.892
52	27.426	1:22.566
26	28.793	1:23.396
57	30.459	1:23.857
90	38.217	1:25.333
3	39.334	1:21.759
155	54.873	1:24.532
75	55.720	1:26.672
221	56.773	1:22.045
79	57.246	1:37.245 P
122	1:02.922	1:25.706
117	1:07.816	1:29.819

LAP 8 @ 16:58:00.516

NO	BEHIND	LAP TIME
191		1:19.169
48	1.006	1:20.857
45	1.159	1:20.357
132	1 Lap	1:27.618
174	1 Lap	1:26.731
42	1 Lap	1:27.621
51	4.971	1:17.349
77	1 Lap	1:28.348
8	12.297	1:16.102
176	12.421	1:17.128
16	22.309	1:20.008
85	23.292	1:24.715
157	23.459	1:24.001

Weather / Track : Cloudy / Dry

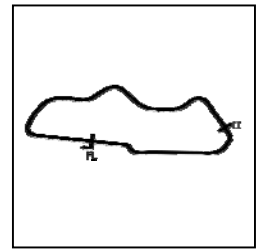
Donington Park National
Circuit Length = 1.9790 miles
Start: 16:47 Flag 16:58 End: 16:59Results can be found at www.tsl-timing.com

Printed - 17:01 Saturday, 05 September 2020

BMCRC - MRO Championships 2020 - Rnd 3 @ Donington Park National

EDlasia Formula 400 & G-Force MC Blue Haze GP

RACE 14 - SECTOR ANALYSIS



SECTOR 1 = FL to I1, SECTOR 2 = I1 to FL, DIFF = Difference To Personal Best Lap, P = Crossed Finish Line in Pit Lane, D = Time Disallowed

P1 191		James SEATH		Kawasaki ZXR400 L9 - Ovenden Earthmoving		
IDEAL LAP TIME : 1:18.709		BEST LAP TIME : 1:19.169		DIFFERENCE : 0.460		
LAP	SECTOR 1	SECTOR 2	LAP TIME	MPH	DIFF	TIME OF DAY
1 -		28.645	1:24.420	84.39	5.251	16:48:40.821
2 -	52.838	28.367	1:21.205	87.73	2.036	16:50:02.026
3 -	52.745	28.433	1:21.178	87.76	2.009	16:51:23.204
4 -	51.618	27.776	1:19.394 (2)	89.73	0.225	16:52:42.598
5 -	51.741	27.793	1:19.534	89.57	0.365	16:54:02.132
6 -	51.470	28.015	1:19.485 (3)	89.63	0.316	16:55:21.617
7 -	50.933	28.797	1:19.730	89.35	0.561	16:56:41.347
8 -	51.247	27.922	1:19.169 (1)	89.99		16:58:00.516

P2 48		Richie WELSH		Yamaha FZR 400 RRSP - EDEN'S BABY EXPERIENCES/ PEI		
IDEAL LAP TIME : 1:18.682		BEST LAP TIME : 1:19.401		DIFFERENCE : 0.719		
LAP	SECTOR 1	SECTOR 2	LAP TIME	MPH	DIFF	TIME OF DAY
1 -		28.441	1:25.806	83.03	6.405	16:48:42.207
2 -	51.784	28.205	1:19.989	89.07	0.588	16:50:02.196
3 -	51.876	28.036	1:19.912	89.15	0.511	16:51:22.108
4 -	51.458	27.943	1:19.401 (1)	89.72		16:52:41.509
5 -	52.137	27.483	1:19.620 (2)	89.48	0.219	16:54:01.129
6 -	51.706	27.991	1:19.697 (3)	89.39	0.296	16:55:20.826
7 -	51.199	28.640	1:19.839	89.23	0.438	16:56:40.665
8 -	51.717	29.140	1:20.857	88.11	1.456	16:58:01.522

P3 45		Mark THOMPSON		Kawasaki ZXR400 - Flintstone Tyres / David Simon Tuning		
IDEAL LAP TIME : 1:18.807		BEST LAP TIME : 1:18.857		DIFFERENCE : 0.050		
LAP	SECTOR 1	SECTOR 2	LAP TIME	MPH	DIFF	TIME OF DAY
1 -		28.808	1:25.720	83.11	6.863	16:48:42.121
2 -	52.353	28.208	1:20.561	88.43	1.704	16:50:02.682
3 -	52.303	28.010	1:20.313	88.71	1.456	16:51:22.995
4 -	51.019	27.838	1:18.857 (1)	90.34		16:52:41.852
5 -	51.366	27.788	1:19.154 (2)	90.00	0.297	16:54:01.006
6 -	52.125	28.289	1:20.414	88.59	1.557	16:55:21.420
7 -	51.467	28.431	1:19.898 (3)	89.17	1.041	16:56:41.318
8 -	51.727	28.630	1:20.357	88.66	1.500	16:58:01.675

P4 51 GP		Kevin WHOLEY		Yamaha TZ250 -		
IDEAL LAP TIME : 1:16.319		BEST LAP TIME : 1:16.418		DIFFERENCE : 0.099		
LAP	SECTOR 1	SECTOR 2	LAP TIME	MPH	DIFF	TIME OF DAY
1 -		28.222	1:48.318	65.77	31.900	16:49:04.719
2 -	51.309	27.398	1:18.707	90.52	2.289	16:50:23.426
3 -	50.735	26.958	1:17.693	91.70	1.275	16:51:41.119
4 -	50.037	27.236	1:17.273	92.20	0.855	16:52:58.392
5 -	49.719	26.975	1:16.694 (3)	92.89	0.276	16:54:15.086
6 -	49.799	26.835	1:16.634 (2)	92.96	0.216	16:55:31.720
7 -	49.484	26.934	1:16.418 (1)	93.23		16:56:48.138
8 -	49.687	27.662	1:17.349	92.11	0.931	16:58:05.487

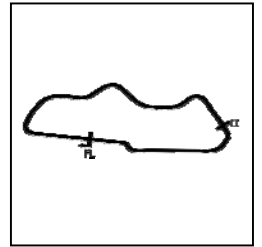
Weather / Track : Cloudy / Dry

Donington Park National
Circuit Length = 1.9790 miles
Start: 16:47 Flag 16:58 End: 16:59

BMCR - MRO Championships 2020 - Rnd 3 @ Donington Park National

EDlasia Formula 400 & G-Force MC Blue Haze GP

RACE 14 - SECTOR ANALYSIS



SECTOR 1 = FL to I1, SECTOR 2 = I1 to FL, DIFF = Difference To Personal Best Lap, P = Crossed Finish Line in Pit Lane, D = Time Disallowed

P5		8 GP		Phil ATKINSON		Yamaha TZ350 - Rose mot centre	
IDEAL LAP TIME : 1:16.102		BEST LAP TIME : 1:16.102		DIFFERENCE : 0.000			
LAP	SECTOR 1	SECTOR 2	LAP TIME	MPH	DIFF	TIME OF DAY	
1 -		27.783	1:48.225	65.83	32.123	16:49:04.626	
2 -	51.610	27.516	1:19.126	90.04	3.024	16:50:23.752	
3 -	52.465	29.660	1:22.125	86.75	6.023	16:51:45.877	
4 -	50.917	27.457	1:18.374	90.90	2.272	16:53:04.251	
5 -	50.261	27.379	1:17.640	91.76	1.538	16:54:21.891	
6 -	50.046	27.456	1:17.502 (3)	91.92	1.400	16:55:39.393	
7 -	50.330	26.988	1:17.318 (2)	92.14	1.216	16:56:56.711	
8 -	49.278	26.824	1:16.102 (1)	93.61		16:58:12.813	

P6		176 GP		Jonathan STAMPER		Yamaha TZ250 -	
IDEAL LAP TIME : 1:17.049		BEST LAP TIME : 1:17.128		DIFFERENCE : 0.079			
LAP	SECTOR 1	SECTOR 2	LAP TIME	MPH	DIFF	TIME OF DAY	
1 -		28.025	1:48.714	65.53	31.586	16:49:05.115	
2 -	51.305	27.661	1:18.966	90.22	1.838	16:50:24.081	
3 -	52.155	27.677	1:19.832	89.24	2.704	16:51:43.913	
4 -	50.183	27.697	1:17.880 (3)	91.48	0.752	16:53:01.793	
5 -	51.514	27.187	1:18.701	90.52	1.573	16:54:20.494	
6 -	50.233	27.754	1:17.987	91.35	0.859	16:55:38.481	
7 -	50.207	27.121	1:17.328 (2)	92.13	0.200	16:56:55.809	
8 -	49.928	27.200	1:17.128 (1)	92.37		16:58:12.937	

P7		16 GP		Daniel WALLING		Yamaha TZ250 - JD SERVICES	
IDEAL LAP TIME : 1:18.838		BEST LAP TIME : 1:19.105		DIFFERENCE : 0.267			
LAP	SECTOR 1	SECTOR 2	LAP TIME	MPH	DIFF	TIME OF DAY	
1 -		28.542	1:49.194	65.24	30.089	16:49:05.595	
2 -	51.604	27.564	1:19.168 (2)	89.99	0.063	16:50:24.763	
3 -	52.095	28.081	1:20.176	88.86	1.071	16:51:44.939	
4 -	51.274	27.831	1:19.105 (1)	90.06		16:53:04.044	
5 -	52.336	27.582	1:19.918	89.14	0.813	16:54:23.962	
6 -	51.596	27.931	1:19.527	89.58	0.422	16:55:43.489	
7 -	51.744	27.584	1:19.328 (3)	89.81	0.223	16:57:02.817	
8 -	52.053	27.955	1:20.008	89.04	0.903	16:58:22.825	

P8		85		James ROBINSON		Kawasaki ZXR400 - claire palastanga ceramics	
IDEAL LAP TIME : 1:21.567		BEST LAP TIME : 1:21.667		DIFFERENCE : 0.100			
LAP	SECTOR 1	SECTOR 2	LAP TIME	MPH	DIFF	TIME OF DAY	
1 -		28.707	1:26.433	82.42	4.766	16:48:42.834	
2 -	52.860	28.807	1:21.667 (1)	87.24		16:50:04.501	
3 -	53.460	29.071	1:22.531 (3)	86.32	0.864	16:51:27.032	
4 -	53.391	29.202	1:22.593	86.26	0.926	16:52:49.625	
5 -	53.595	28.795	1:22.390 (2)	86.47	0.723	16:54:12.015	
6 -	54.461	29.236	1:23.697	85.12	2.030	16:55:35.712	
7 -	54.158	29.223	1:23.381	85.44	1.714	16:56:59.093	
8 -	54.815	29.900	1:24.715	84.10	3.048	16:58:23.808	

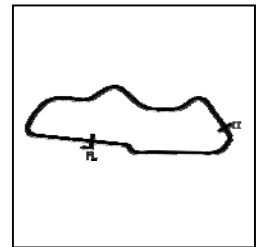
Weather / Track : Cloudy / Dry

Donington Park National
Circuit Length = 1.9790 miles
Start: 16:47 Flag 16:58 End: 16:59

BMCRC - MRO Championships 2020 - Rnd 3 @ Donington Park National

EDlasia Formula 400 & G-Force MC Blue Haze GP

RACE 14 - SECTOR ANALYSIS



SECTOR 1 = FL to I1, SECTOR 2 = I1 to FL, DIFF = Difference To Personal Best Lap, P = Crossed Finish Line in Pit Lane, D = Time Disallowed

P9 157 S		Geoff MOOK		Yamaha TZR 250 -		
IDEAL LAP TIME : 1:21.817		BEST LAP TIME : 1:21.883		DIFFERENCE : 0.066		
LAP	SECTOR 1	SECTOR 2	LAP TIME	MPH	DIFF	TIME OF DAY
1 -		29.235	1:27.951	81.00	6.068	16:48:44.352
2 -	53.237	29.034	1:22.271 (2)	86.59	0.388	16:50:06.623
3 -	53.205	29.086	1:22.291 (3)	86.57	0.408	16:51:28.914
4 -	53.250	29.364	1:22.614	86.24	0.731	16:52:51.528
5 -	54.240	29.569	1:23.809	85.01	1.926	16:54:15.337
6 -	53.540	29.214	1:22.754	86.09	0.871	16:55:38.091
7 -	52.783	29.100	1:21.883 (1)	87.01		16:56:59.974
8 -	54.184	29.817	1:24.001	84.81	2.118	16:58:23.975

P10 81 GP		Scott GRANT		Yamaha TZ250 - Avbase Flight Group		
IDEAL LAP TIME : 1:18.410		BEST LAP TIME : 1:18.410		DIFFERENCE : 0.000		
LAP	SECTOR 1	SECTOR 2	LAP TIME	MPH	DIFF	TIME OF DAY
1 -		28.133	1:49.952	64.79	31.542	16:49:06.353
2 -	52.014	27.864	1:19.878	89.19	1.468	16:50:26.231
3 -	51.987	28.616	1:20.603	88.39	2.193	16:51:46.834
4 -	50.935	27.475	1:18.410 (1)	90.86		16:53:05.244
5 -	51.959	27.661	1:19.620 (3)	89.48	1.210	16:54:24.864
6 -	52.159	28.077	1:20.236	88.79	1.826	16:55:45.100
7 -	51.470	27.713	1:19.183 (2)	89.97	0.773	16:57:04.283
8 -	52.394	28.120	1:20.514	88.48	2.104	16:58:24.797

P11 7 GP		Bruce DUNN		Honda RS250 -		
IDEAL LAP TIME : 1:19.403		BEST LAP TIME : 1:19.452		DIFFERENCE : 0.049		
LAP	SECTOR 1	SECTOR 2	LAP TIME	MPH	DIFF	TIME OF DAY
1 -		28.604	1:49.583	65.01	30.131	16:49:05.984
2 -	51.581	27.871	1:19.452 (1)	89.67		16:50:25.436
3 -	51.630	28.360	1:19.990	89.06	0.538	16:51:45.426
4 -	51.663	27.847	1:19.510 (2)	89.60	0.058	16:53:04.936
5 -	52.140	27.822	1:19.962 (3)	89.10	0.510	16:54:24.898
6 -	52.527	28.076	1:20.603	88.39	1.151	16:55:45.501
7 -	52.126	27.924	1:20.050	89.00	0.598	16:57:05.551
8 -	51.882	28.297	1:20.179	88.85	0.727	16:58:25.730

P12 33 S		Carl JOHNSTONE		Yamaha FZR400RR - EDlasia		
IDEAL LAP TIME : 1:22.128		BEST LAP TIME : 1:22.316		DIFFERENCE : 0.188		
LAP	SECTOR 1	SECTOR 2	LAP TIME	MPH	DIFF	TIME OF DAY
1 -		29.047	1:27.525	81.40	5.209	16:48:43.926
2 -	53.340	28.976	1:22.316 (1)	86.55		16:50:06.242
3 -	53.295	29.025	1:22.320 (2)	86.54	0.004	16:51:28.562
4 -	53.152	29.461	1:22.613 (3)	86.24	0.297	16:52:51.175
5 -	54.295	29.434	1:23.729	85.09	1.413	16:54:14.904
6 -	54.587	29.774	1:24.361	84.45	2.045	16:55:39.265
7 -	53.697	29.422	1:23.119	85.71	0.803	16:57:02.384
8 -	54.715	29.268	1:23.983	84.83	1.667	16:58:26.367

Weather / Track : Cloudy / Dry

Donington Park National
 Circuit Length = 1.9790 miles
 Start: 16:47 Flag 16:58 End: 16:59

BMCRC - MRO Championships 2020 - Rnd 3 @ Donington Park National

EDlasia Formula 400 & G-Force MC Blue Haze GP

RACE 14 - SECTOR ANALYSIS



SECTOR 1 = FL to I1, SECTOR 2 = I1 to FL, DIFF = Difference To Personal Best Lap, P = Crossed Finish Line in Pit Lane, D = Time Disallowed

P13	70	Andrew BURSCOUGH	Yamaha YPVS 350 - Apollo/Merlin/Abbey/Martitanium			
IDEAL LAP TIME : 1:21.550		BEST LAP TIME : 1:21.593	DIFFERENCE : 0.043			

LAP	SECTOR 1	SECTOR 2	LAP TIME	MPH	DIFF	TIME OF DAY
1 -		28.849	1:26.979	81.91	5.386	16:48:43.380
2 -	52.701	28.892	1:21.593 (1)	87.31		16:50:04.973
3 -	53.527	28.983	1:22.510 (2)	86.34	0.917	16:51:27.483
4 -	54.016	29.295	1:23.311	85.51	1.718	16:52:50.794
5 -	54.547	29.268	1:23.815	85.00	2.222	16:54:14.609
6 -	54.580	29.815	1:24.395	84.42	2.802	16:55:39.004
7 -	53.794	29.209	1:23.003 (3)	85.83	1.410	16:57:02.007
8 -	54.937	29.979	1:24.916	83.90	3.323	16:58:26.923

P14	351 S	Sam DIGBY-BAKER	Kawasaki ZXR400 -			
IDEAL LAP TIME : 1:22.494		BEST LAP TIME : 1:22.783	DIFFERENCE : 0.289			

LAP	SECTOR 1	SECTOR 2	LAP TIME	MPH	DIFF	TIME OF DAY
1 -		29.237	1:28.536	80.47	5.753	16:48:44.937
2 -	53.415	29.368	1:22.783 (1)	86.06		16:50:07.720
3 -	54.055	29.545	1:23.600	85.22	0.817	16:51:31.320
4 -	54.173	29.912	1:24.085	84.73	1.302	16:52:55.405
5 -	53.969	29.079	1:23.048 (3)	85.78	0.265	16:54:18.453
6 -	53.699	29.239	1:22.938 (2)	85.90	0.155	16:55:41.391
7 -	54.346	29.582	1:23.928	84.88	1.145	16:57:05.319
8 -	53.496	29.581	1:23.077	85.75	0.294	16:58:28.396

P15	52	Gary JARMAN	Kawasaki ZXR 400 -			
IDEAL LAP TIME : 1:22.023		BEST LAP TIME : 1:22.373	DIFFERENCE : 0.350			

LAP	SECTOR 1	SECTOR 2	LAP TIME	MPH	DIFF	TIME OF DAY
1 -		29.736	1:29.375	79.71	7.002	16:48:45.776
2 -	54.252	30.111	1:24.363	84.45	1.990	16:50:10.139
3 -	54.043	29.666	1:23.709	85.11	1.336	16:51:33.848
4 -	54.511	29.526	1:24.037	84.77	1.664	16:52:57.885
5 -	54.165	30.127	1:24.292	84.52	1.919	16:54:22.177
6 -	53.614	29.734	1:23.348 (3)	85.48	0.975	16:55:45.525
7 -	53.523	29.043	1:22.566 (2)	86.29	0.193	16:57:08.091
8 -	52.980	29.393	1:22.373 (1)	86.49		16:58:30.464

P16	47	Allan CLARK	Kawasaki ZXR400 - A Clark & Sons Builders			
IDEAL LAP TIME : 1:22.304		BEST LAP TIME : 1:22.304	DIFFERENCE : 0.000			

LAP	SECTOR 1	SECTOR 2	LAP TIME	MPH	DIFF	TIME OF DAY
1 -		29.962	1:30.659	78.58	8.355	16:48:47.060
2 -	54.239	29.607	1:23.846	84.97	1.542	16:50:10.906
3 -	53.681	29.919	1:23.600	85.22	1.296	16:51:34.506
4 -	54.149	29.372	1:23.521 (3)	85.30	1.217	16:52:58.027
5 -	54.457	29.319	1:23.776	85.04	1.472	16:54:21.803
6 -	53.060	29.244	1:22.304 (1)	86.56		16:55:44.107
7 -	53.798	30.094	1:23.892	84.92	1.588	16:57:07.999
8 -	53.498	29.848	1:23.346 (2)	85.48	1.042	16:58:31.345

Weather / Track : Cloudy / Dry

Donington Park National
Circuit Length = 1.9790 miles
Start: 16:47 Flag 16:58 End: 16:59

BMCRC - MRO Championships 2020 - Rnd 3 @ Donington Park National

EDlasia Formula 400 & G-Force MC Blue Haze GP

RACE 14 - SECTOR ANALYSIS



SECTOR 1 = FL to I1, SECTOR 2 = I1 to FL, DIFF = Difference To Personal Best Lap, P = Crossed Finish Line in Pit Lane, D = Time Disallowed

P17 26		Lydia THOMPSON		Kawasaki ZXR400 - Flintstone Racing - David Simons Tuning			
IDEAL LAP TIME : 1:22.489		BEST LAP TIME : 1:22.489		DIFFERENCE : 0.000			
LAP	SECTOR 1	SECTOR 2	LAP TIME	MPH	DIFF	TIME OF DAY	
1 -		30.770	1:32.020	77.42	9.531	16:48:48.421	
2 -	54.782	28.927	1:23.709	85.11	1.220	16:50:12.130	
3 -	54.455	28.947	1:23.402 (3)	85.42	0.913	16:51:35.532	
4 -	54.979	29.570	1:24.549	84.26	2.060	16:53:00.081	
5 -	53.774	28.715	1:22.489 (1)	86.37		16:54:22.570	
6 -	54.217	29.275	1:23.492	85.33	1.003	16:55:46.062	
7 -	54.046	29.350	1:23.396 (2)	85.43	0.907	16:57:09.458	
8 -	54.595	29.031	1:23.626	85.19	1.137	16:58:33.084	

P18 57		Paul FISHER		Kawasaki ZXR400 -			
IDEAL LAP TIME : 1:22.901		BEST LAP TIME : 1:23.147		DIFFERENCE : 0.246			
LAP	SECTOR 1	SECTOR 2	LAP TIME	MPH	DIFF	TIME OF DAY	
1 -		29.961	1:30.926	78.35	7.779	16:48:47.327	
2 -	54.872	29.503	1:24.375	84.44	1.228	16:50:11.702	
3 -	54.651	29.428	1:24.079	84.73	0.932	16:51:35.781	
4 -	54.635	30.045	1:24.680	84.13	1.533	16:53:00.461	
5 -	54.192	28.955	1:23.147 (1)	85.68		16:54:23.608	
6 -	54.346	29.313	1:23.659 (2)	85.16	0.512	16:55:47.267	
7 -	53.946	29.911	1:23.857	84.96	0.710	16:57:11.124	
8 -	54.296	29.372	1:23.668 (3)	85.15	0.521	16:58:34.792	

P19 3 GP		Tom BARRETT		Honda RS250 - RGV Workshop			
IDEAL LAP TIME : 1:21.073		BEST LAP TIME : 1:21.129		DIFFERENCE : 0.056			
LAP	SECTOR 1	SECTOR 2	LAP TIME	MPH	DIFF	TIME OF DAY	
1 -		28.812	1:52.490	63.33	31.361	16:49:08.891	
2 -	52.394	28.735	1:21.129 (1)	87.81		16:50:30.020	
3 -	52.477	28.970	1:21.447 (2)	87.47	0.318	16:51:51.467	
4 -	53.456	28.707	1:22.163	86.71	1.034	16:53:13.630	
5 -	52.985	29.320	1:22.305	86.56	1.176	16:54:35.935	
6 -	53.626	28.679	1:22.305	86.56	1.176	16:55:58.240	
7 -	52.802	28.957	1:21.759 (3)	87.14	0.630	16:57:19.999	
8 -	54.856	29.028	1:23.884	84.93	2.755	16:58:43.883	

P20 90 S		Steve RAPA		Honda RVF400 TOOTHLESS - David Simon Tuning			
IDEAL LAP TIME : 1:24.225		BEST LAP TIME : 1:24.276		DIFFERENCE : 0.051			
LAP	SECTOR 1	SECTOR 2	LAP TIME	MPH	DIFF	TIME OF DAY	
1 -		30.956	1:30.956	78.32	6.680	16:48:47.357	
2 -	55.124	30.095	1:25.219 (3)	83.60	0.943	16:50:12.576	
3 -	54.469	29.807	1:24.276 (1)	84.53		16:51:36.852	
4 -	55.031	30.051	1:25.082 (2)	83.73	0.806	16:53:01.934	
5 -	55.575	30.341	1:25.916	82.92	1.640	16:54:27.850	
6 -	55.682	30.017	1:25.699	83.13	1.423	16:55:53.549	
7 -	55.026	30.307	1:25.333	83.49	1.057	16:57:18.882	
8 -	55.697	29.756	1:25.453	83.37	1.177	16:58:44.335	

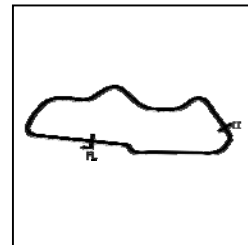
Weather / Track : Cloudy / Dry

Donington Park National
 Circuit Length = 1.9790 miles
 Start: 16:47 Flag 16:58 End: 16:59

BMCR - MRO Championships 2020 - Rnd 3 @ Donington Park National

EDlasia Formula 400 & G-Force MC Blue Haze GP

RACE 14 - SECTOR ANALYSIS



SECTOR 1 = FL to I1, SECTOR 2 = I1 to FL, DIFF = Difference To Personal Best Lap, P = Crossed Finish Line in Pit Lane, D = Time Disallowed

P21 155 GP		Roy CHAPMAN		Yamaha TZ350 - Self		
IDEAL LAP TIME : 1:23.472		BEST LAP TIME : 1:23.670		DIFFERENCE : 0.198		
LAP	SECTOR 1	SECTOR 2	LAP TIME	MPH	DIFF	TIME OF DAY
1 -		28.956	1:52.951	63.07	29.281	16:49:09.352
2 -	54.516	29.154	1:23.670 (1)	85.15		16:50:33.022
3 -	54.859	29.673	1:24.532	84.28	0.862	16:51:57.554
4 -	55.051	29.406	1:24.457	84.35	0.787	16:53:22.011
5 -	55.125	29.569	1:24.694	84.12	1.024	16:54:46.705
6 -	55.009	29.292	1:24.301 (3)	84.51	0.631	16:56:11.006
7 -	55.110	29.422	1:24.532	84.28	0.862	16:57:35.538
8 -	54.865	29.168	1:24.033 (2)	84.78	0.363	16:58:59.571

P22 221 GP		Roger MARSH		Yamaha TZ250 A -		
IDEAL LAP TIME : 1:21.674		BEST LAP TIME : 1:22.045		DIFFERENCE : 0.371		
LAP	SECTOR 1	SECTOR 2	LAP TIME	MPH	DIFF	TIME OF DAY
1 -		29.814	1:58.091	60.33	36.046	16:49:14.492
2 -	55.739	29.657	1:25.396	83.43	3.351	16:50:39.888
3 -	55.346	29.636	1:24.982	83.83	2.937	16:52:04.870
4 -	54.258	30.024	1:24.282	84.53	2.237	16:53:29.152
5 -	53.644	29.455	1:23.099 (3)	85.73	1.054	16:54:52.251
6 -	53.982	29.160	1:23.142	85.69	1.097	16:56:15.393
7 -	53.040	29.005	1:22.045 (1)	86.83		16:57:37.438
8 -	53.634	28.634	1:22.268 (2)	86.60	0.223	16:58:59.706

P23 75 R		Gary FRASER		Kawasaki ZXR 400 -		
IDEAL LAP TIME : 1:25.533		BEST LAP TIME : 1:25.533		DIFFERENCE : 0.000		
LAP	SECTOR 1	SECTOR 2	LAP TIME	MPH	DIFF	TIME OF DAY
1 -		32.161	1:33.904	75.87	8.371	16:48:50.305
2 -	57.388	31.165	1:28.553	80.45	3.020	16:50:18.858
3 -	56.775	31.349	1:28.124	80.84	2.591	16:51:46.982
4 -	56.594	30.939	1:27.533	81.39	2.000	16:53:14.515
5 -	56.395	30.815	1:27.210 (3)	81.69	1.677	16:54:41.725
6 -	57.066	30.922	1:27.988	80.97	2.455	16:56:09.713
7 -	56.074	30.598	1:26.672 (2)	82.20	1.139	16:57:36.385
8 -	55.148	30.385	1:25.533 (1)	83.29		16:59:01.918

P24 122 GP		Dave HARVIEK		Yamaha TZ250 4DP - NW Roofing London Ltd		
IDEAL LAP TIME : 1:23.857		BEST LAP TIME : 1:24.304		DIFFERENCE : 0.447		
LAP	SECTOR 1	SECTOR 2	LAP TIME	MPH	DIFF	TIME OF DAY
1 -		29.757	1:54.481	62.23	30.177	16:49:10.882
2 -	54.841	31.070	1:25.911	82.93	1.607	16:50:36.793
3 -	55.719	30.522	1:26.241	82.61	1.937	16:52:03.034
4 -	55.530	30.576	1:26.106	82.74	1.802	16:53:29.140
5 -	54.693	29.611	1:24.304 (1)	84.51		16:54:53.444
6 -	54.246	30.191	1:24.437 (2)	84.37	0.133	16:56:17.881
7 -	54.605	31.101	1:25.706	83.12	1.402	16:57:43.587
8 -	54.859	30.119	1:24.978 (3)	83.84	0.674	16:59:08.565

Weather / Track : Cloudy / Dry

Donington Park National
 Circuit Length = 1.9790 miles
 Start: 16:47 Flag 16:58 End: 16:59

BMCR - MRO Championships 2020 - Rnd 3 @ Donington Park National

EDlasia Formula 400 & G-Force MC Blue Haze GP

RACE 14 - SECTOR ANALYSIS



SECTOR 1 = FL to I1, SECTOR 2 = I1 to FL, DIFF = Difference To Personal Best Lap, P = Crossed Finish Line in Pit Lane, D = Time Disallowed

P25 117 S Jordan HARRIS			Kawasaki ZXR400L - Steve Jordan Motorcycles			
IDEAL LAP TIME : 1:28.536		BEST LAP TIME : 1:28.655	DIFFERENCE : 0.119			
LAP	SECTOR 1	SECTOR 2	LAP TIME	MPH	DIFF	TIME OF DAY
1 -		32.456	1:35.055	74.95	6.400	16:48:51.456
2 -	57.837	31.249	1:29.086 (2)	79.97	0.431	16:50:20.542
3 -	58.125	32.042	1:30.167	79.01	1.512	16:51:50.709
4 -	57.287	31.368	1:28.655 (1)	80.36		16:53:19.364
5 -	58.329	31.285	1:29.614 (3)	79.50	0.959	16:54:48.978
6 -	57.884	31.800	1:29.684	79.44	1.029	16:56:18.662
7 -	57.902	31.917	1:29.819	79.32	1.164	16:57:48.481
8 -	57.977	31.736	1:29.713	79.41	1.058	16:59:18.194

P26 132 GP Paul WHITING			Yamaha TZ250T - John Whiting			
IDEAL LAP TIME : 1:26.974		BEST LAP TIME : 1:27.350	DIFFERENCE : 0.376			
LAP	SECTOR 1	SECTOR 2	LAP TIME	MPH	DIFF	TIME OF DAY
1 -		30.949	1:57.479	60.64	30.129	16:49:13.880
2 -	57.280	30.764	1:28.044 (3)	80.92	0.694	16:50:41.924
3 -	57.328	31.013	1:28.341	80.64	0.991	16:52:10.265
4 -	57.141	30.956	1:28.097	80.87	0.747	16:53:38.362
5 -	56.622	30.728	1:27.350 (1)	81.56		16:55:05.712
6 -	57.190	31.278	1:28.468	80.53	1.118	16:56:34.180
7 -	56.246	31.372	1:27.618 (2)	81.31	0.268	16:58:01.798

P27 174 GP David BOWLER			Yamaha TZ250 4DP -			
IDEAL LAP TIME : 1:26.150		BEST LAP TIME : 1:26.731	DIFFERENCE : 0.581			
LAP	SECTOR 1	SECTOR 2	LAP TIME	MPH	DIFF	TIME OF DAY
1 -		31.054	1:58.583	60.08	31.852	16:49:14.984
2 -	57.005	30.935	1:27.940	81.01	1.209	16:50:42.924
3 -	58.124	31.649	1:29.773	79.36	3.042	16:52:12.697
4 -	56.047	30.833	1:26.880 (3)	82.00	0.149	16:53:39.577
5 -	57.629	32.029	1:29.658	79.46	2.927	16:55:09.235
6 -	56.583	30.264	1:26.847 (2)	82.03	0.116	16:56:36.082
7 -	55.886	30.845	1:26.731 (1)	82.14		16:58:02.813

P28 42 GP Sian BROOKS			Honda RS125 - Spyre Ltd			
IDEAL LAP TIME : 1:26.545		BEST LAP TIME : 1:26.947	DIFFERENCE : 0.402			
LAP	SECTOR 1	SECTOR 2	LAP TIME	MPH	DIFF	TIME OF DAY
1 -		31.349	2:00.641	59.05	33.694	16:49:17.042
2 -	56.055	30.892	1:26.947 (1)	81.94		16:50:43.989
3 -	56.115	32.808	1:28.923	80.12	1.976	16:52:12.912
4 -	56.073	31.041	1:27.114 (2)	81.78	0.167	16:53:40.026
5 -	56.661	30.490	1:27.151 (3)	81.75	0.204	16:55:07.177
6 -	57.608	31.021	1:28.629	80.38	1.682	16:56:35.806
7 -	56.897	30.724	1:27.621	81.31	0.674	16:58:03.427

P29 77 GP Andrew GLASGOW			Yamaha TZ350 -			
IDEAL LAP TIME : 1:27.004		BEST LAP TIME : 1:27.933	DIFFERENCE : 0.929			
LAP	SECTOR 1	SECTOR 2	LAP TIME	MPH	DIFF	TIME OF DAY
1 -		31.144	1:56.742	61.02	28.809	16:49:13.143
2 -	57.796	30.499	1:28.295 (2)	80.69	0.362	16:50:41.438
3 -	57.713	32.467	1:30.180	79.00	2.247	16:52:11.618
4 -	56.505	31.428	1:27.933 (1)	81.02		16:53:39.551
5 -	57.444	34.129	1:31.573	77.80	3.640	16:55:11.124
6 -	58.421	31.680	1:30.101	79.07	2.168	16:56:41.225
7 -	57.236	31.112	1:28.348 (3)	80.64	0.415	16:58:09.573

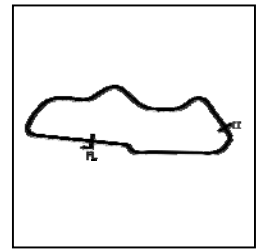
Weather / Track : Cloudy / Dry

Donington Park National
Circuit Length = 1.9790 miles
Start: 16:47 Flag 16:58 End: 16:59

BMCRC - MRO Championships 2020 - Rnd 3 @ Donington Park National

EDlasia Formula 400 & G-Force MC Blue Haze GP

RACE 14 - SECTOR ANALYSIS



SECTOR 1 = FL to I1, SECTOR 2 = I1 to FL, DIFF = Difference To Personal Best Lap, P = Crossed Finish Line in Pit Lane, D = Time Disallowed

P30 79 GP		Jason BURRILL		Yamaha TZ250 5KE -		
IDEAL LAP TIME : 1:20.197		BEST LAP TIME : 1:20.197		DIFFERENCE : 0.000		
LAP	SECTOR 1	SECTOR 2	LAP TIME	MPH	DIFF	TIME OF DAY
1 -		29.274	1:56.437	61.18	36.240	16:49:12.838
2 -	53.303	28.993	1:22.296	86.57	2.099	16:50:35.134
3 -	52.998	28.412	1:21.410 (3)	87.51	1.213	16:51:56.544
4 -	52.282	27.915	1:20.197 (1)	88.83		16:53:16.741
5 -	54.032	28.638	1:22.670	86.18	2.473	16:54:39.411
6 -	52.902	28.353	1:21.255 (2)	87.68	1.058	16:56:00.666
7 -	57.504	IN PIT	1:37.245 P	73.26	17.048	16:57:37.911

P31 22 GP		Rik BALLERINI		Yamaha SPONDON TZ250 - SCLS LTD, GECKO RACING, DY		
IDEAL LAP TIME : 1:20.629		BEST LAP TIME : 1:20.629		DIFFERENCE : 0.000		
LAP	SECTOR 1	SECTOR 2	LAP TIME	MPH	DIFF	TIME OF DAY
1 -		28.902	1:50.555	64.44	29.926	16:49:06.956
2 -	52.340	28.289	1:20.629 (1)	88.36		16:50:27.585
3 -	52.389	29.378	1:21.767 (3)	87.13	1.138	16:51:49.352
4 -	52.518	28.941	1:21.459 (2)	87.46	0.830	16:53:10.811
5 -	55.706	IN PIT	3:42.065 P	32.08	2:21.436	16:56:52.876

P32 17 GP		David PATERSON		Honda RS 250 NX5 - Tuna Garage		
IDEAL LAP TIME : 1:32.232		BEST LAP TIME : 1:32.232		DIFFERENCE : 0.000		
LAP	SECTOR 1	SECTOR 2	LAP TIME	MPH	DIFF	TIME OF DAY
1 -		32.066	2:01.787	58.50	29.555	16:49:18.188
2 -	1:00.633	31.599	1:32.232 (1)	77.24		16:50:50.420
3 -	1:01.719	32.869	1:34.588 (2)	75.32	2.356	16:52:25.008
4 -	1:01.040	IN PIT	1:43.106 P	69.10	10.874	16:54:08.114

P33 257 GP		Liam McCARTER		Yamaha TZ250 -		
IDEAL LAP TIME : 1:20.665		BEST LAP TIME : 1:20.767		DIFFERENCE : 0.102		
LAP	SECTOR 1	SECTOR 2	LAP TIME	MPH	DIFF	TIME OF DAY
1 -		29.523	1:50.967	64.20	30.200	16:49:07.368
2 -	52.200	28.567	1:20.767 (1)	88.21		16:50:28.135

P34 64 GP		Phil ELLIS		Yamaha TZ250B -		
IDEAL LAP TIME : 1:25.984		BEST LAP TIME :		DIFFERENCE :		
LAP	SECTOR 1	SECTOR 2	LAP TIME	MPH	DIFF	TIME OF DAY
1 -		31.057	1:54.085	62.44		16:49:10.486
2 -	54.927	IN PIT	1:33.509 P	76.19		16:50:43.995

P35 2 GP		Nick BEDFORD		Yamaha TZ350 - Banx Race Paint		
IDEAL LAP TIME :		BEST LAP TIME :		DIFFERENCE :		
LAP	SECTOR 1	SECTOR 2	LAP TIME	MPH	DIFF	TIME OF DAY
1 -		IN PIT	2:27.506 P	48.30		16:49:43.907

Weather / Track : Cloudy / Dry

Donington Park National
Circuit Length = 1.9790 miles
Start: 16:47 Flag 16:58 End: 16:59

BMCRC - MRO Championships 2020 - Rnd 3 @ Donington Park National

EDlasia Formula 400 & G-Force MC Blue Haze GP

RACE 14 - BEST SECTORS

SECTOR 1			SECTOR 2			IDEAL / BEST COMPARISON						
POS	NO	NAME	TIME	NO	NAME	TIME	POS	NO	NAME	IDEAL	BEST	DIFF
									PERFECT LAP	1:16.102		
1	8	ATKINSON	49.278	8	ATKINSON	26.824	1	8	ATKINSON	1:16.102	1:16.102	0.000
2	51	WHOLEY	49.484	51	WHOLEY	26.835	2	51	WHOLEY	1:16.319	1:16.418	0.099
3	176	STAMPER	49.928	176	STAMPER	27.121	3	176	STAMPER	1:17.049	1:17.128	0.079
4	191	SEATH	50.933	81	GRANT	27.475	4	81	GRANT	1:18.410	1:18.410	0.000
5	81	GRANT	50.935	48	WELSH	27.483	5	48	WELSH	1:18.682	1:19.401	0.719
6	45	THOMPSON	51.019	16	WALLING	27.564	6	191	SEATH	1:18.709	1:19.169	0.460
7	48	WELSH	51.199	191	SEATH	27.776	7	45	THOMPSON	1:18.807	1:18.857	0.050
8	16	WALLING	51.274	45	THOMPSON	27.788	8	16	WALLING	1:18.838	1:19.105	0.267
9	7	DUNN	51.581	7	DUNN	27.822	9	7	DUNN	1:19.403	1:19.452	0.049
10	257	McCARTER	52.098	79	BURRILL	27.915	10	79	BURRILL	1:20.197	1:20.197	0.000
11	79	BURRILL	52.282	22	BALLERINI	28.289	11	22	BALLERINI	1:20.629	1:20.629	0.000
12	22	BALLERINI	52.340	257	McCARTER	28.567	12	257	McCARTER	1:20.665	1:20.767	0.102
13	3	BARRETT	52.394	221	MARSH	28.634	13	3	BARRETT	1:21.073	1:21.129	0.056
14	70	BURSCOUGH	52.701	3	BARRETT	28.679	14	70	BURSCOUGH	1:21.550	1:21.593	0.043
15	157	MOOK	52.783	85	ROBINSON	28.707	15	85	ROBINSON	1:21.567	1:21.667	0.100
16	85	ROBINSON	52.860	26	THOMPSON	28.715	16	221	MARSH	1:21.674	1:22.045	0.371
17	52	JARMAN	52.980	70	BURSCOUGH	28.849	17	157	MOOK	1:21.817	1:21.883	0.066
18	221	MARSH	53.040	57	FISHER	28.955	18	52	JARMAN	1:22.023	1:22.373	0.350
19	47	CLARK	53.060	155	CHAPMAN	28.956	19	33	JOHNSTONE	1:22.128	1:22.316	0.188
20	33	JOHNSTONE	53.152	33	JOHNSTONE	28.976	20	47	CLARK	1:22.304	1:22.304	0.000
21	351	DIGBY-BAKER	53.415	157	MOOK	29.034	21	26	THOMPSON	1:22.489	1:22.489	0.000
22	26	THOMPSON	53.774	52	JARMAN	29.043	22	351	DIGBY-BAKER	1:22.494	1:22.783	0.289
23	57	FISHER	53.946	351	DIGBY-BAKER	29.079	23	57	FISHER	1:22.901	1:23.147	0.246
24	122	HARVIEK	54.246	47	CLARK	29.244	24	155	CHAPMAN	1:23.472	1:23.670	0.198
25	90	RAPA	54.469	122	HARVIEK	29.611	25	122	HARVIEK	1:23.857	1:24.304	0.447
26	155	CHAPMAN	54.516	90	RAPA	29.756	26	90	RAPA	1:24.225	1:24.276	0.051
27	64	ELLIS	54.927	174	BOWLER	30.264	27	75	FRASER	1:25.533	1:25.533	0.000
28	75	FRASER	55.148	75	FRASER	30.385	28	64	ELLIS	1:25.984		
29	174	BOWLER	55.886	42	BROOKS	30.490	29	174	BOWLER	1:26.150	1:26.731	0.581
30	42	BROOKS	56.055	77	GLASGOW	30.499	30	42	BROOKS	1:26.545	1:26.947	0.402
31	132	WHITING	56.246	132	WHITING	30.728	31	132	WHITING	1:26.974	1:27.350	0.376
32	77	GLASGOW	56.505	64	ELLIS	31.057	32	77	GLASGOW	1:27.004	1:27.933	0.929
33	117	HARRIS	57.287	117	HARRIS	31.249	33	117	HARRIS	1:28.536	1:28.655	0.119
34	17	PATERSON	1:00.633	17	PATERSON	31.599	34	17	PATERSON	1:32.232	1:32.232	0.000
35							35	2	BEDFORD			
36												
37												
38												

Weather / Track : Cloudy / Dry

Results can be found at www.tsl-timing.com

Donington Park National
 Circuit Length = 1.9790 miles
 Start: 16:47 Flag 16:58 End: 16:59

Printed - 17:01 Saturday, 05 September 2020

BMCRC - MRO Championships 2020 - Rnd 3 @ Donington Park National

EDlasia Formula 400 & G-Force MC Blue Haze GP

RACE 14 - STATISTICS

Competitors Started 35
Planned Start 2020-09-05 @ 16:20:00.000
Actual Start 2020-09-05 @ 16:47:16.400
Finish Time 2020-09-05 @ 16:58:00.515
Track Length 1.9790mi.
Total Laps 249
Total Distance Covered 492.7877mi.

Session Fastest Lap History

NO	CL	NAME	LAP TIME	TIME OF DAY	LAP	VEHICLE
191		James SEATH	1:21.205	16:50:02.045	2	Kawasaki ZXR400 L9
48		Richie WELSH	1:19.989	16:50:02.200	2	Yamaha FZR 400 RRSP
51	GP	Kevin WHOLEY	1:18.707	16:50:23.443	2	Yamaha TZ250
51	GP	Kevin WHOLEY	1:17.693	16:51:41.134	3	Yamaha TZ250
51	GP	Kevin WHOLEY	1:17.273	16:52:58.405	4	Yamaha TZ250
51	GP	Kevin WHOLEY	1:16.694	16:54:15.099	5	Yamaha TZ250
51	GP	Kevin WHOLEY	1:16.634	16:55:31.734	6	Yamaha TZ250
51	GP	Kevin WHOLEY	1:16.418	16:56:48.152	7	Yamaha TZ250
8	GP	Phil ATKINSON	1:16.102	16:58:12.810	8	Yamaha TZ350

Session Leader History

NO	CL	NAME	FROM LAP	LAPS LED	DISTANCE	VEHICLE
191		James SEATH	1	2	3.92 miles	Kawasaki ZXR400 L9
48		Richie WELSH	3	2	3.95 miles	Yamaha FZR 400 RRSP
45		Mark THOMPSON	5	1	1.97 miles	Kawasaki ZXR400
48		Richie WELSH	6	2	3.95 miles	Yamaha FZR 400 RRSP
191		James SEATH	8	1	1.97 miles	Kawasaki ZXR400 L9

Flag History

TYPE	TIME OF DAY
GREEN	16:47:16.400
FINISH	16:58:00.515

Flag Statistics

TYPE	COUNT	TOTAL LAPS	TOTAL TIME
Green	1	8	12:15.111
Red	0	0	0.000
Safety Car	0	0	0.000
FCY	0	0	0.000

Weather / Track : Cloudy / Dry

Donington Park National
Circuit Length = 1.9790 miles
Start: 16:47 Flag 16:58 End: 16:59

BMCRC - MRO Championships 2020 - Rnd 3 @ Donington Park National

EDlasia Formula 400 & G-Force MC Blue Haze GP

RACE 14 - STATISTICS

CLASS :

9 Starters

Fastest Lap History

NO	NAME	LAP TIME	TIME OF DAY	LAP	VEHICLE
191	James SEATH	1:21.205	16:50:02.045	2	Kawasaki ZXR400 L9
48	Richie WELSH	1:19.989	16:50:02.200	2	Yamaha FZR 400 RRSP
48	Richie WELSH	1:19.912	16:51:22.113	3	Yamaha FZR 400 RRSP
48	Richie WELSH	1:19.401	16:52:41.514	4	Yamaha FZR 400 RRSP
45	Mark THOMPSON	1:18.857	16:52:41.852	4	Kawasaki ZXR400

Leader History

NO	NAME	FROM LAP	LAPS LED	DISTANCE	VEHICLE
191	James SEATH	1	2	3.92 miles	Kawasaki ZXR400 L9
48	Richie WELSH	3	2	3.95 miles	Yamaha FZR 400 RRSP
45	Mark THOMPSON	5	1	1.97 miles	Kawasaki ZXR400
48	Richie WELSH	6	2	3.95 miles	Yamaha FZR 400 RRSP
191	James SEATH	8	1	1.97 miles	Kawasaki ZXR400 L9

Weather / Track : Cloudy / Dry

Results can be found at www.tsl-timing.com

Page 2 of 5

Donington Park National
Circuit Length = 1.9790 miles
Start: 16:47 Flag 16:58 End: 16:59

Printed - 17:01 Saturday, 05 September 2020

BMCRC - MRO Championships 2020 - Rnd 3 @ Donington Park National

EDlasia Formula 400 & G-Force MC Blue Haze GP

RACE 14 - STATISTICS

CLASS : R

1 Starters

Fastest Lap History

NO	NAME	LAP TIME	TIME OF DAY	LAP	VEHICLE
75	Gary FRASER	1:28.553	16:50:18.858	2	Kawasaki ZXR 400
75	Gary FRASER	1:28.124	16:51:46.983	3	Kawasaki ZXR 400
75	Gary FRASER	1:27.533	16:53:14.515	4	Kawasaki ZXR 400
75	Gary FRASER	1:27.210	16:54:41.726	5	Kawasaki ZXR 400
75	Gary FRASER	1:26.672	16:57:36.386	7	Kawasaki ZXR 400
75	Gary FRASER	1:25.533	16:59:01.919	8	Kawasaki ZXR 400

Leader History

NO	NAME	FROM LAP	LAPS LED	DISTANCE	VEHICLE
75	Gary FRASER	1	8	15.79 miles	Kawasaki ZXR 400

Weather / Track : Cloudy / Dry

Results can be found at www.tsl-timing.com

Page 3 of 5

Donington Park National
Circuit Length = 1.9790 miles
Start: 16:47 Flag 16:58 End: 16:59

Printed - 17:01 Saturday, 05 September 2020

BMCRC - MRO Championships 2020 - Rnd 3 @ Donington Park National

EDlasia Formula 400 & G-Force MC Blue Haze GP

RACE 14 - STATISTICS

CLASS : S

5 Starters

Fastest Lap History

NO	NAME	LAP TIME	TIME OF DAY	LAP	VEHICLE
33	Carl JOHNSTONE	1:22.316	16:50:06.253	2	Yamaha FZR400RR
157	Geoff MOOK	1:22.271	16:50:06.624	2	Yamaha TZR 250
157	Geoff MOOK	1:21.883	16:56:59.975	7	Yamaha TZR 250

Leader History

NO	NAME	FROM LAP	LAPS LED	DISTANCE	VEHICLE
33	Carl JOHNSTONE	1	5	9.85 miles	Yamaha FZR400RR
157	Geoff MOOK	6	3	5.93 miles	Yamaha TZR 250

BMCRC - MRO Championships 2020 - Rnd 3 @ Donington Park National

EDlasia Formula 400 & G-Force MC Blue Haze GP

RACE 14 - STATISTICS

CLASS : GP

20 Starters

Fastest Lap History

NO	NAME	LAP TIME	TIME OF DAY	LAP	VEHICLE
51	Kevin WHOLEY	1:18.707	16:50:23.443	2	Yamaha TZ250
51	Kevin WHOLEY	1:17.693	16:51:41.134	3	Yamaha TZ250
51	Kevin WHOLEY	1:17.273	16:52:58.405	4	Yamaha TZ250
51	Kevin WHOLEY	1:16.694	16:54:15.099	5	Yamaha TZ250
51	Kevin WHOLEY	1:16.634	16:55:31.734	6	Yamaha TZ250
51	Kevin WHOLEY	1:16.418	16:56:48.152	7	Yamaha TZ250
8	Phil ATKINSON	1:16.102	16:58:12.810	8	Yamaha TZ350

Leader History

NO	NAME	FROM LAP	LAPS LED	DISTANCE	VEHICLE
8	Phil ATKINSON	1	1	1.94 miles	Yamaha TZ350
51	Kevin WHOLEY	2	7	13.85 miles	Yamaha TZ250

Weather / Track : Cloudy / Dry

Results can be found at www.tsl-timing.com

Page 5 of 5

Donington Park National
Circuit Length = 1.9790 miles
Start: 16:47 Flag 16:58 End: 16:59

Printed - 17:01 Saturday, 05 September 2020

EDlasia Formula 400 & G-Force MC Blue Haze GP

RACE 4 - GRID (10 Laps)

ROW 15	45		44	168	Michael RUSSELL	43	2	Nick BEDFORD	
ROW 14	42	64	Phil ELLIS	41	111	Phil GUILLOU	40	147	John HANNAFORD
ROW 13	39	17	1:32.232 David PATERSON	38	77	1:27.933 Andrew GLASGOW	37	132	1:27.350 Paul WHITING
ROW 12	36	42	1:26.947 Sian BROOKS	35	174	1:26.731 David BOWLER	34	122	1:24.304 Dave HARVIEK
ROW 11	33	155	1:23.670 Roy CHAPMAN	32	221	1:22.045 Roger MARSH	31	3	1:21.129 Tom BARRETT
ROW 10	30	257	1:20.767 Liam McCARTER	29	22	1:20.629 Rik BALLERINI	28	79	1:20.197 Jason BURRILL
ROW 9	27	7	1:19.452 Bruce DUNN	26	16	1:19.105 Daniel WALLING	25	81	1:18.410 Scott GRANT
ROW 8	24	176	1:17.128 Jonathan STAMPER	23	51	1:16.418 Kevin WHOLEY	22	8	1:16.102 Phil ATKINSON
ROW 7	21			20			19		
ROW 6	18			17	97	Nicholas TAIG	16	126	Glynn DAVIES
ROW 5	15	117	1:28.655 Jordan HARRIS	14	75	1:25.533 Gary FRASER	13	90	1:24.276 Steve RAPA
ROW 4	12	57	1:23.147 Paul FISHER	11	351	1:22.783 Sam DIGBY-BAKER	10	26	1:22.489 Lydia THOMPSON
ROW 3	9	52	1:22.373 Gary JARMAN	8	33	1:22.316 Carl JOHNSTONE	7	47	1:22.304 Allan CLARK
ROW 2	6	157	1:21.883 Geoff MOOK	5	85	1:21.667 James ROBINSON	4	70	1:21.593 Andrew BURSCOUGH
ROW 1	3	48	1:19.401 Richie WELSH	2	191	1:19.169 James SEATH	1	45	1:18.857 Mark THOMPSON

Pole

Donington Park National
Circuit Length = 1.9790 miles

These results are provisional until the conclusion of any judicial and technical matters.

Clerk Of Course :	Steward :	Timekeeper :
-------------------	-----------	--------------

Results can be found at www.tsl-timing.com

Printed - 17:04 Saturday, 05 September 2020



BMCRC - MRO Championships 2020 - Rnd 3 @ Donington Park National



EDlasia Formula 400 & G-Force MC Blue Haze GP

RACE 4 - CLASSIFICATION

POS	NO	CL	PIC NAME	ENTRY	LAPS	TIME	GAP	DIFF	MPH	BEST	ON
1	48		1 Richie WELSH	Yamaha FZR 400 RRSP - EDEN'S BABY EXPERIE	8	10:31.398			90.05	1:17.672	7
2	45		2 Mark THOMPSON	Kawasaki ZXR400 - Flintstone Tyres / David Simon	8	10:35.008	3.610	3.610	89.54	1:17.633	3
3	191		3 James SEATH	Kawasaki ZXR400 L9 - Ovenden Earthmoving	8	10:41.595	10.197	6.587	88.62	1:18.194	4
4	85		4 James ROBINSON	Kawasaki ZXR400 - claire palastanga ceramics	8	10:51.930	20.532	10.335	87.21	1:19.919	2
5	8	GP	1 Phil ATKINSON	Yamaha TZ350 - Rose mot centre	8	10:56.743	25.345	4.813	86.57	1:15.430	3
6	51	GP	2 Kevin WHOLEY	Yamaha TZ250 -	8	10:58.228	26.830	1.485	86.38	1:16.163	8
7	117	S	1 Jordan HARRIS	Kawasaki ZXR400L - Steve Jordan Motorcycles	8	11:02.043	30.645	3.815	85.88	1:21.277	8
8	157	S	2 Geoff MOOK	Yamaha TZR 250 -	8	11:02.321	30.923	0.278	85.85	1:21.219	8
9	52		5 Gary JARMAN	Kawasaki ZXR 400 -	8	11:04.143	32.745	1.822	85.61	1:21.448	4
10	81	GP	3 Scott GRANT	Yamaha TZ250 - Avbase Flight Group	8	11:04.592	33.194	0.449	85.55	1:16.728	3
11	176	GP	4 Jonathan STAMPER	Yamaha TZ250 -	8	11:04.794	33.396	0.202	85.53	1:16.457	5
12	16	GP	5 Daniel WALLING	Yamaha TZ250 - JD SERVICES	8	11:04.882	33.484	0.088	85.51	1:16.472	8
13	57		6 Paul FISHER	Kawasaki ZXR400 -	8	11:05.155	33.757	0.273	85.48	1:21.503	4
14	351	S	3 Sam DIGBY-BAKER	Kawasaki ZXR400 -	8	11:10.057	38.659	4.902	84.85	1:22.142	3
15	26		7 Lydia THOMPSON	Kawasaki ZXR400 - Flintstone Racing - David Simon	8	11:17.750	46.352	7.693	83.89	1:23.153	7
16	3	GP	6 Tom BARRETT	Honda RS250 - RGV Workshop	8	11:34.850	1:03.452	17.100	81.83	1:20.232	7
17	257	GP	7 Liam McCARTER	Yamaha TZ250 -	8	11:35.168	1:03.770	0.318	81.79	1:20.460	3
18	221	GP	8 Roger MARSH	Yamaha TZ250 A -	8	11:37.234	1:05.836	2.066	81.55	1:20.487	6
19	111	GP	9 Phil GUILLOU	Yamaha TZ250 - FCL Racing	8	11:41.478	1:10.080	4.244	81.05	1:21.311	7
20	47		8 Allan CLARK	Kawasaki ZXR400 - A Clark & Sons Builders	8	11:46.398	1:15.000	4.920	80.49	1:20.835	5
21	155	GP	10 Roy CHAPMAN	Yamaha TZ350 - Self	8	11:49.015	1:17.617	2.617	80.19	1:22.505	5
22	90	S	4 Steve RAPA	Honda RVF400 TOOTHLESS - David Simon Tuning	8	12:43.016	2:11.618	54.001	74.52	1:22.026	6
23	122	GP	11 Dave HARVIEK	Yamaha TZ250 4DP - NW Roofing London Ltd	7	10:33.062	1 Lap	1 Lap	78.56	1:23.259	4
24	132	GP	12 Paul WHITING	Yamaha TZ250T - John Whiting	7	10:54.615	1 Lap	21.553	75.97	1:25.859	6
25	42	GP	13 Sian BROOKS	Honda RS125 - Spyre Ltd	7	10:56.861	1 Lap	2.246	75.71	1:25.325	7
26	174	GP	14 David BOWLER	Yamaha TZ250 4DP -	7	10:57.648	1 Lap	0.787	75.62	1:25.174	7
27	17	GP	15 David PATERSON	Honda RS 250 NX5 - Tuna Garage	7	11:20.482	1 Lap	22.834	73.08	1:29.060	2
28	147	GP	16 John HANNAFORD	Yamaha TZ350D -	7	11:34.232	1 Lap	13.750	71.64	1:29.594	2

NOT CLASSIFIED

DNF	75	R	Gary FRASER	Kawasaki ZXR 400 -	7	9:53.361	1 Lap		83.82	1:23.302	5
DNF	7	GP	Bruce DUNN	Honda RS250 -	6	8:36.482	2 Laps	1 Lap	82.50	1:17.985	4
DNF	77	GP	Andrew GLASGOW	Yamaha TZ350 -	6	9:45.556	2 Laps	1:09.074	72.77	1:26.731	5
DNF	2	GP	Nick BEDFORD	Yamaha TZ350 - Banx Race Paint	5	8:15.434	3 Laps	1 Lap	71.62	1:26.205	2
DNF	33	S	Carl JOHNSTONE	Yamaha FZR400RR - EDlasia	0						
DNF	79	GP	Jason BURRILL	Yamaha TZ250 5KE -	0						

FASTEST LAP

8	GP	Phil ATKINSON	Yamaha TZ350 - Rose mot centre	3	1:15.430	94.45 mph	152.00 kph
45		Mark THOMPSON	Kawasaki ZXR400 - Flintstone Tyres / David Simon	3	1:17.633	91.77 mph	147.69 kph
157	S	Geoff MOOK	Yamaha TZR 250 -	8	1:21.219	87.72 mph	141.17 kph
75	R	Gary FRASER	Kawasaki ZXR 400 -	5	1:23.302	85.52 mph	137.64 kph

Class - 92.5% of Race Speed = 83.29 mph
 Class GP - 92.5% of Race Speed = 80.07 mph
 Class S - 92.5% of Race Speed = 79.43 mph

Donington Park National
 Circuit Length = 1.9790 miles
 Start: 11:05 Flag 11:16 End: 11:18

Weather / Track : Cloudy / Dry

These results are provisional until the conclusion of any judicial and technical matters.

Clerk Of Course :	Steward :	Timekeeper :
-------------------	-----------	--------------

Results can be found at www.tsl-timing.com

Printed - 11:19 Sunday, 06 September 2020



BMCR - MRO Championships 2020 - Rnd 3 @ Donington Park National

EDlasia Formula 400 & G-Force MC Blue Haze GP

RACE 4 - LAP CHART

LAP 1 @ 11:06:54.141

NO	BEHIND	LAP TIME
48		1:22.704
191	1.065	1:23.769
45	1.350	1:24.054
85	1.791	1:24.495
157	3.554	1:26.258
47	4.478	1:27.182
52	5.287	1:27.991
57	5.500	1:28.204
90	5.818	1:28.522
117	6.118	1:28.822
351	6.810	1:29.514
26	8.411	1:31.115
75	8.719	1:31.423
8	38.662	2:01.366
51	39.340	2:02.044
81	41.030	2:03.734
16	41.380	2:04.084
7	41.837	2:04.541
176	42.026	2:04.730
221	45.135	2:07.839
3	45.238	2:07.942
257	45.664	2:08.368
155	46.301	2:09.005
111	47.431	2:10.135
122	48.281	2:10.985
132	50.586	2:13.290
174	51.119	2:13.823
2	51.718	2:14.422
77	52.218	2:14.922
42	52.989	2:15.693
17	53.308	2:16.012
147	53.940	2:16.644

LAP 2 @ 11:08:12.679

NO	BEHIND	LAP TIME
48		1:18.538
45	1.514	1:18.702
191	1.913	1:19.386
85	3.172	1:19.919
157	6.520	1:21.504
47	7.508	1:21.568
52	9.268	1:22.519
57	9.689	1:22.727
117	10.070	1:22.490
90	10.215	1:22.935
351	10.726	1:22.454
26	13.393	1:23.520
75	14.219	1:24.038
8	36.200	1:16.076
51	38.105	1:17.303
81	39.738	1:17.246
176	40.716	1:17.228
16	41.148	1:18.306
7	41.352	1:18.053
221	48.639	1:22.042
257	48.655	1:21.529
3	48.948	1:22.248
155	50.330	1:22.567
111	50.771	1:21.878
122	53.471	1:23.728
132	58.814	1:26.766
174	59.178	1:26.597

Weather / Track : Cloudy / Dry

Results can be found at www.tsl-timing.com

2	59.385	1:26.205
77	1:00.794	1:27.114
42	1:01.075	1:26.624
17	1:03.830	1:29.060
147	1:04.996	1:29.594

LAP 3 @ 11:09:31.302

NO	BEHIND	LAP TIME
48		1:18.623
45	0.524	1:17.633
191	1.724	1:18.434
85	5.455	1:20.906
47	11.173	1:22.288
157	11.273	1:23.376
52	13.118	1:22.473
57	13.424	1:22.358
117	13.513	1:22.066
90	14.107	1:22.515
351	14.245	1:22.142
26	18.321	1:23.551
75	19.385	1:23.789
8	33.007	1:15.430
51	35.964	1:16.482
81	37.843	1:16.728
176	40.286	1:18.193
16	40.601	1:18.076
7	41.181	1:18.452
257	50.492	1:20.460
3	51.877	1:21.552
221	52.121	1:22.105
111	53.743	1:21.595
155	54.646	1:22.939
122	58.367	1:23.519
2	1:07.963	1:27.201
132	1:08.067	1:27.876
174	1:08.542	1:27.987
77	1:09.280	1:27.109
42	1:09.658	1:27.206
17	1:15.090	1:29.883
147	1:16.261	1:29.888

LAP 4 @ 11:10:49.816

NO	BEHIND	LAP TIME
48		1:18.514
45	0.005	1:17.995
191	1.404	1:18.194
85	8.155	1:21.214
47	13.943	1:21.284
157	14.829	1:22.070
52	16.052	1:21.448
57	16.413	1:21.503
117	16.790	1:21.791
90	17.695	1:22.102
351	18.314	1:22.583
26	23.361	1:23.554
75	24.315	1:23.444
8	30.324	1:15.831
51	33.896	1:16.446
81	36.545	1:17.216
176	38.549	1:16.777
16	39.523	1:17.436
7	40.652	1:17.985
257	52.577	1:20.599
3	54.141	1:20.778

221	54.760	1:21.153
111	56.637	1:21.408
155	59.206	1:23.074
122	1:03.112	1:23.259
2	1:17.514	1:28.065
132	1:17.726	1:28.173
77	1:18.404	1:27.638

LAP 5 @ 11:12:08.803

NO	BEHIND	LAP TIME
48		1:18.987
42	1 Lap	1:28.307
45	0.484	1:19.466
174	1 Lap	1:29.896
191	1.571	1:19.154
147	1 Lap	1:29.901
17	1 Lap	1:31.456
85	10.942	1:21.774
47	15.791	1:20.835
157	17.964	1:22.122
52	18.723	1:21.658
57	19.506	1:22.080
117	19.835	1:22.032
90	20.777	1:22.069
351	22.082	1:22.755
8	28.249	1:16.912
26	28.350	1:23.976
75	28.630	1:23.302
51	31.381	1:16.472
81	34.934	1:17.376
176	36.019	1:16.457
16	37.011	1:16.475
7	40.224	1:18.559
257	54.175	1:20.585
3	55.654	1:20.500
221	56.577	1:20.804
111	59.564	1:21.914
155	1:02.724	1:22.505
122	1:08.088	1:23.963

LAP 6 @ 11:13:27.166

NO	BEHIND	LAP TIME
48		1:18.363
45	3.365	1:21.244
132	1 Lap	1:26.258
191	6.682	1:23.474
77	1 Lap	1:26.731
174	1 Lap	1:26.210
42	1 Lap	1:26.855
85	14.280	1:21.701
2	1 Lap	1:39.541 P
147	1 Lap	1:31.594
17	1 Lap	1:31.489
52	22.778	1:22.418
117	23.171	1:21.699
157	23.257	1:23.656
57	23.853	1:22.710
90	24.440	1:22.026
8	26.644	1:16.758
351	26.738	1:23.019
51	29.333	1:16.315
26	33.191	1:23.204
81	33.980	1:17.409
75	34.203	1:23.936

176	34.296	1:16.640
16	35.270	1:16.622
7	40.753	1:18.892
257	56.966	1:21.154
3	58.012	1:20.721
221	58.701	1:20.487
47	1:02.036	2:04.608
111	1:02.632	1:21.431
155	1:07.291	1:22.930
122	1:13.520	1:23.795

LAP 7 @ 11:14:44.838

NO	BEHIND	LAP TIME
48		1:17.672
45	3.622	1:17.929
191	8.189	1:19.179
132	1 Lap	1:25.859
85	17.131	1:20.523
42	1 Lap	1:26.851
174	1 Lap	1:27.961
8	26.822	1:17.850
117	27.365	1:21.866
157	27.701	1:22.116
51	28.664	1:17.003
52	28.785	1:23.679
90	29.671	1:22.903
57	30.214	1:24.033
77	1 Lap	1:42.042 P
351	33.192	1:24.126
176	34.321	1:17.697
81	34.409	1:18.101
16	35.009	1:17.411
17	1 Lap	1:32.421
147	1 Lap	1:33.499
26	38.672	1:23.153
75	39.960	1:23.429
3	1:00.572	1:20.232
257	1:01.035	1:21.741
221	1:01.764	1:20.735
111	1:06.271	1:21.311
47	1:09.177	1:24.813
155	1:12.182	1:22.563

LAP 8 @ 11:16:02.835

NO	BEHIND	LAP TIME
48		1:17.997
122	1 Lap	1:23.813
45	3.610	1:17.985
191	10.197	1:20.005
85	20.532	1:21.398
132	1 Lap	1:26.393
8	25.345	1:16.520
42	1 Lap	1:25.325
174	1 Lap	1:25.174
51	26.830	1:16.163
117	30.645	1:21.277
157	30.923	1:21.219
52	32.745	1:21.957
81	33.194	1:16.782
176	33.396	1:17.072
16	33.484	1:16.472
57	33.757	1:21.540
351	38.659	1:23.464
26	46.352	1:25.677

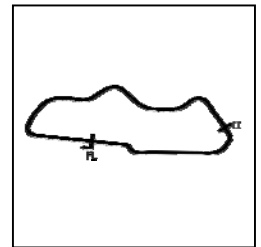
Donington Park National
Circuit Length = 1.9790 miles
Start: 11:05 Flag 11:16 End: 11:18

Printed - 11:19 Sunday, 06 September 2020

BMCRC - MRO Championships 2020 - Rnd 3 @ Donington Park National

EDlasia Formula 400 & G-Force MC Blue Haze GP

RACE 4 - SECTOR ANALYSIS



SECTOR 1 = FL to I1, SECTOR 2 = I1 to FL, DIFF = Difference To Personal Best Lap, P = Crossed Finish Line in Pit Lane, D = Time Disallowed

P1 48		Richie WELSH		Yamaha FZR 400 RRSP - EDEN'S BABY EXPERIENCES/ PE1			
IDEAL LAP TIME : 1:17.438		BEST LAP TIME : 1:17.672		DIFFERENCE : 0.234			
LAP	SECTOR 1	SECTOR 2	LAP TIME	MPH	DIFF	TIME OF DAY	
1 -		27.689	1:22.704	86.14	5.032	11:06:54.141	
2 -	50.803	27.735	1:18.538	90.71	0.866	11:08:12.679	
3 -	51.166	27.457	1:18.623	90.61	0.951	11:09:31.302	
4 -	51.015	27.499	1:18.514	90.74	0.842	11:10:49.816	
5 -	51.389	27.598	1:18.987	90.20	1.315	11:12:08.803	
6 -	50.839	27.524	1:18.363 (3)	90.91	0.691	11:13:27.166	
7 -	50.427	27.245	1:17.672 (1)	91.72		11:14:44.838	
8 -	50.193	27.804	1:17.997 (2)	91.34	0.325	11:16:02.835	

P2 45		Mark THOMPSON		Kawasaki ZXR400 - Flintstone Tyres / David Simon Tuning			
IDEAL LAP TIME : 1:17.496		BEST LAP TIME : 1:17.633		DIFFERENCE : 0.137			
LAP	SECTOR 1	SECTOR 2	LAP TIME	MPH	DIFF	TIME OF DAY	
1 -		28.768	1:24.054	84.76	6.421	11:06:55.491	
2 -	50.864	27.838	1:18.702	90.52	1.069	11:08:14.193	
3 -	50.243	27.390	1:17.633 (1)	91.77		11:09:31.826	
4 -	50.299	27.696	1:17.995	91.34	0.362	11:10:49.821	
5 -	51.668	27.798	1:19.466	89.65	1.833	11:12:09.287	
6 -	53.381	27.863	1:21.244	87.69	3.611	11:13:30.531	
7 -	50.106	27.823	1:17.929 (2)	91.42	0.296	11:14:48.460	
8 -	50.223	27.762	1:17.985 (3)	91.35	0.352	11:16:06.445	

P3 191		James SEATH		Kawasaki ZXR400 L9 - Ovenden Earthmoving			
IDEAL LAP TIME : 1:18.194		BEST LAP TIME : 1:18.194		DIFFERENCE : 0.000			
LAP	SECTOR 1	SECTOR 2	LAP TIME	MPH	DIFF	TIME OF DAY	
1 -		28.911	1:23.769	85.05	5.575	11:06:55.206	
2 -	51.568	27.818	1:19.386	89.74	1.192	11:08:14.592	
3 -	50.746	27.688	1:18.434 (2)	90.83	0.240	11:09:33.026	
4 -	50.612	27.582	1:18.194 (1)	91.11		11:10:51.220	
5 -	51.529	27.625	1:19.154 (3)	90.00	0.960	11:12:10.374	
6 -	54.791	28.683	1:23.474	85.35	5.280	11:13:33.848	
7 -	51.337	27.842	1:19.179	89.98	0.985	11:14:53.027	
8 -	51.446	28.559	1:20.005	89.05	1.811	11:16:13.032	

P4 85		James ROBINSON		Kawasaki ZXR400 - claire palastanga ceramics			
IDEAL LAP TIME : 1:19.919		BEST LAP TIME : 1:19.919		DIFFERENCE : 0.000			
LAP	SECTOR 1	SECTOR 2	LAP TIME	MPH	DIFF	TIME OF DAY	
1 -		28.593	1:24.495	84.31	4.576	11:06:55.932	
2 -	51.594	28.325	1:19.919 (1)	89.14		11:08:15.851	
3 -	52.491	28.415	1:20.906 (3)	88.06	0.987	11:09:36.757	
4 -	52.394	28.820	1:21.214	87.72	1.295	11:10:57.971	
5 -	53.068	28.706	1:21.774	87.12	1.855	11:12:19.745	
6 -	53.237	28.464	1:21.701	87.20	1.782	11:13:41.446	
7 -	52.134	28.389	1:20.523 (2)	88.47	0.604	11:15:01.969	
8 -	52.085	29.313	1:21.398	87.52	1.479	11:16:23.367	

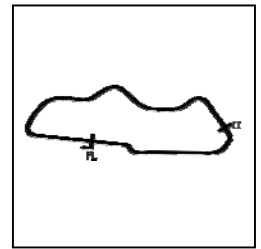
Weather / Track : Cloudy / Dry

Donington Park National
 Circuit Length = 1.9790 miles
 Start: 11:05 Flag 11:16 End: 11:18

BMCRRC - MRO Championships 2020 - Rnd 3 @ Donington Park National

EDlasia Formula 400 & G-Force MC Blue Haze GP

RACE 4 - SECTOR ANALYSIS



SECTOR 1 = FL to I1, SECTOR 2 = I1 to FL, DIFF = Difference To Personal Best Lap, P = Crossed Finish Line in Pit Lane, D = Time Disallowed

P5		8 GP		Phil ATKINSON		Yamaha TZ350 - Rose mot centre	
IDEAL LAP TIME : 1:15.430		BEST LAP TIME : 1:15.430		DIFFERENCE : 0.000			
LAP	SECTOR 1	SECTOR 2	LAP TIME	MPH	DIFF	TIME OF DAY	
1 -		27.200	2:01.366	58.70	45.936	11:07:32.803	
2 -	49.182	26.894	1:16.076 (3)	93.65	0.646	11:08:48.879	
3 -	48.758	26.672	1:15.430 (1)	94.45		11:10:04.309	
4 -	48.912	26.919	1:15.831 (2)	93.95	0.401	11:11:20.140	
5 -	48.944	27.968	1:16.912	92.63	1.482	11:12:37.052	
6 -	49.458	27.300	1:16.758	92.81	1.328	11:13:53.810	
7 -	50.722	27.128	1:17.850	91.51	2.420	11:15:11.660	
8 -	49.091	27.429	1:16.520	93.10	1.090	11:16:28.180	

P6		51 GP		Kevin WHOLEY		Yamaha TZ250 -	
IDEAL LAP TIME : 1:16.126		BEST LAP TIME : 1:16.163		DIFFERENCE : 0.037			
LAP	SECTOR 1	SECTOR 2	LAP TIME	MPH	DIFF	TIME OF DAY	
1 -		27.462	2:02.044	58.37	45.881	11:07:33.481	
2 -	50.005	27.298	1:17.303	92.16	1.140	11:08:50.784	
3 -	49.519	26.963	1:16.482	93.15	0.319	11:10:07.266	
4 -	49.512	26.934	1:16.446 (3)	93.19	0.283	11:11:23.712	
5 -	49.588	26.884	1:16.472	93.16	0.309	11:12:40.184	
6 -	49.347	26.968	1:16.315 (2)	93.35	0.152	11:13:56.499	
7 -	50.219	26.784	1:17.003	92.52	0.840	11:15:13.502	
8 -	49.384	26.779	1:16.163 (1)	93.54		11:16:29.665	

P7		117 S		Jordan HARRIS		Kawasaki ZXR400L - Steve Jordan Motorcycles	
IDEAL LAP TIME : 1:21.092		BEST LAP TIME : 1:21.277		DIFFERENCE : 0.185			
LAP	SECTOR 1	SECTOR 2	LAP TIME	MPH	DIFF	TIME OF DAY	
1 -		29.518	1:28.822	80.21	7.545	11:07:00.259	
2 -	53.353	29.137	1:22.490	86.36	1.213	11:08:22.749	
3 -	53.040	29.026	1:22.066	86.81	0.789	11:09:44.815	
4 -	52.855	28.936	1:21.791 (3)	87.10	0.514	11:11:06.606	
5 -	53.204	28.828	1:22.032	86.85	0.755	11:12:28.638	
6 -	52.666	29.033	1:21.699 (2)	87.20	0.422	11:13:50.337	
7 -	53.299	28.567	1:21.866	87.02	0.589	11:15:12.203	
8 -	52.851	28.426	1:21.277 (1)	87.65		11:16:33.480	

P8		157 S		Geoff MOOK		Yamaha TZR 250 -	
IDEAL LAP TIME : 1:21.132		BEST LAP TIME : 1:21.219		DIFFERENCE : 0.087			
LAP	SECTOR 1	SECTOR 2	LAP TIME	MPH	DIFF	TIME OF DAY	
1 -		28.846	1:26.258	82.59	5.039	11:06:57.695	
2 -	52.579	28.925	1:21.504 (2)	87.41	0.285	11:08:19.199	
3 -	53.724	29.652	1:23.376	85.45	2.157	11:09:42.575	
4 -	53.224	28.846	1:22.070 (3)	86.81	0.851	11:11:04.645	
5 -	52.820	29.302	1:22.122	86.75	0.903	11:12:26.767	
6 -	53.807	29.849	1:23.656	85.16	2.437	11:13:50.423	
7 -	53.496	28.620	1:22.116	86.76	0.897	11:15:12.539	
8 -	52.666	28.553	1:21.219 (1)	87.72		11:16:33.758	

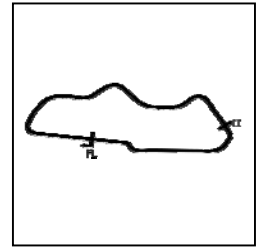
Weather / Track : Cloudy / Dry

Donington Park National
 Circuit Length = 1.9790 miles
 Start: 11:05 Flag 11:16 End: 11:18

BMCRG - MRO Championships 2020 - Rnd 3 @ Donington Park National

EDlasia Formula 400 & G-Force MC Blue Haze GP

RACE 4 - SECTOR ANALYSIS



SECTOR 1 = FL to I1, SECTOR 2 = I1 to FL, DIFF = Difference To Personal Best Lap, P = Crossed Finish Line in Pit Lane, D = Time Disallowed

P9 52 Gary JARMAN		Kawasaki ZXR 400 -				
IDEAL LAP TIME : 1:21.439		BEST LAP TIME : 1:21.448		DIFFERENCE : 0.009		
LAP	SECTOR 1	SECTOR 2	LAP TIME	MPH	DIFF	TIME OF DAY
1 -		29.450	1:27.991	80.96	6.543	11:06:59.428
2 -	53.549	28.970	1:22.519	86.33	1.071	11:08:21.947
3 -	53.252	29.221	1:22.473	86.38	1.025	11:09:44.420
4 -	52.622	28.826	1:21.448 (1)	87.47		11:11:05.868
5 -	52.624	29.034	1:21.658 (2)	87.24	0.210	11:12:27.526
6 -	53.594	28.824	1:22.418	86.44	0.970	11:13:49.944
7 -	54.445	29.234	1:23.679	85.14	2.231	11:15:13.623
8 -	52.615	29.342	1:21.957 (3)	86.93	0.509	11:16:35.580

P10 81 GP Scott GRANT		Yamaha TZ250 - Avbase Flight Group				
IDEAL LAP TIME : 1:16.690		BEST LAP TIME : 1:16.728		DIFFERENCE : 0.038		
LAP	SECTOR 1	SECTOR 2	LAP TIME	MPH	DIFF	TIME OF DAY
1 -		27.616	2:03.734	57.57	47.006	11:07:35.171
2 -	50.102	27.144	1:17.246	92.23	0.518	11:08:52.417
3 -	49.783	26.945	1:16.728 (1)	92.85		11:10:09.145
4 -	49.902	27.314	1:17.216 (3)	92.26	0.488	11:11:26.361
5 -	50.174	27.202	1:17.376	92.07	0.648	11:12:43.737
6 -	50.081	27.328	1:17.409	92.03	0.681	11:14:01.146
7 -	50.246	27.855	1:18.101	91.22	1.373	11:15:19.247
8 -	49.875	26.907	1:16.782 (2)	92.79	0.054	11:16:36.029

P11 176 GP Jonathan STAMPER		Yamaha TZ250 -				
IDEAL LAP TIME : 1:16.238		BEST LAP TIME : 1:16.457		DIFFERENCE : 0.219		
LAP	SECTOR 1	SECTOR 2	LAP TIME	MPH	DIFF	TIME OF DAY
1 -		27.908	2:04.730	57.12	48.273	11:07:36.167
2 -	49.833	27.395	1:17.228	92.25	0.771	11:08:53.395
3 -	50.734	27.459	1:18.193	91.11	1.736	11:10:11.588
4 -	49.812	26.965	1:16.777 (3)	92.79	0.320	11:11:28.365
5 -	49.605	26.852	1:16.457 (1)	93.18		11:12:44.822
6 -	49.386	27.254	1:16.640 (2)	92.96	0.183	11:14:01.462
7 -	50.279	27.418	1:17.697	91.69	1.240	11:15:19.159
8 -	50.100	26.972	1:17.072	92.44	0.615	11:16:36.231

P12 16 GP Daniel WALLING		Yamaha TZ250 - JD SERVICES				
IDEAL LAP TIME : 1:16.165		BEST LAP TIME : 1:16.472		DIFFERENCE : 0.307		
LAP	SECTOR 1	SECTOR 2	LAP TIME	MPH	DIFF	TIME OF DAY
1 -		28.203	2:04.084	57.41	47.612	11:07:35.521
2 -	50.400	27.906	1:18.306	90.98	1.834	11:08:53.827
3 -	50.640	27.436	1:18.076	91.25	1.604	11:10:11.903
4 -	50.190	27.246	1:17.436	92.00	0.964	11:11:29.339
5 -	49.650	26.825	1:16.475 (2)	93.16	0.003	11:12:45.814
6 -	49.340	27.282	1:16.622 (3)	92.98	0.150	11:14:02.436
7 -	50.345	27.066	1:17.411	92.03	0.939	11:15:19.847
8 -	49.571	26.901	1:16.472 (1)	93.16		11:16:36.319

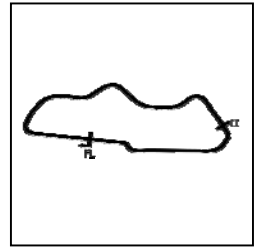
Weather / Track : Cloudy / Dry

Donington Park National
Circuit Length = 1.9790 miles
Start: 11:05 Flag 11:16 End: 11:18

BMCRRC - MRO Championships 2020 - Rnd 3 @ Donington Park National

EDlasia Formula 400 & G-Force MC Blue Haze GP

RACE 4 - SECTOR ANALYSIS



SECTOR 1 = FL to I1, SECTOR 2 = I1 to FL, DIFF = Difference To Personal Best Lap, P = Crossed Finish Line in Pit Lane, D = Time Disallowed

P13 57		Paul FISHER		Kawasaki ZXR400 -		
IDEAL LAP TIME : 1:20.790		BEST LAP TIME : 1:21.503		DIFFERENCE : 0.713		
LAP	SECTOR 1	SECTOR 2	LAP TIME	MPH	DIFF	TIME OF DAY
1 -		29.371	1:28.204	80.77	6.701	11:06:59.641
2 -	53.630	29.097	1:22.727	86.12	1.224	11:08:22.368
3 -	53.266	29.092	1:22.358	86.50	0.855	11:09:44.726
4 -	52.699	28.804	1:21.503 (1)	87.41		11:11:06.229
5 -	53.170	28.910	1:22.080 (3)	86.80	0.577	11:12:28.309
6 -	52.836	29.874	1:22.710	86.14	1.207	11:13:51.019
7 -	55.351	28.682	1:24.033	84.78	2.530	11:15:15.052
8 -	52.108	29.432	1:21.540 (2)	87.37	0.037	11:16:36.592

P14 351 S		Sam DIGBY-BAKER		Kawasaki ZXR400 -		
IDEAL LAP TIME : 1:22.142		BEST LAP TIME : 1:22.142		DIFFERENCE : 0.000		
LAP	SECTOR 1	SECTOR 2	LAP TIME	MPH	DIFF	TIME OF DAY
1 -		29.570	1:29.514	79.59	7.372	11:07:00.951
2 -	53.173	29.281	1:22.454 (2)	86.40	0.312	11:08:23.405
3 -	52.988	29.154	1:22.142 (1)	86.73		11:09:45.547
4 -	53.117	29.466	1:22.583 (3)	86.27	0.441	11:11:08.130
5 -	53.317	29.438	1:22.755	86.09	0.613	11:12:30.885
6 -	53.127	29.892	1:23.019	85.81	0.877	11:13:53.904
7 -	54.673	29.453	1:24.126	84.69	1.984	11:15:18.030
8 -	53.618	29.846	1:23.464	85.36	1.322	11:16:41.494

P15 26		Lydia THOMPSON		Kawasaki ZXR400 - Flintstone Racing - David Simons Tuning		
IDEAL LAP TIME : 1:22.263		BEST LAP TIME : 1:23.153		DIFFERENCE : 0.890		
LAP	SECTOR 1	SECTOR 2	LAP TIME	MPH	DIFF	TIME OF DAY
1 -		29.746	1:31.115	78.19	7.962	11:07:02.552
2 -	54.554	28.966	1:23.520 (3)	85.30	0.367	11:08:26.072
3 -	54.552	28.999	1:23.551	85.27	0.398	11:09:49.623
4 -	54.564	28.990	1:23.554	85.26	0.401	11:11:13.177
5 -	53.470	30.506	1:23.976	84.84	0.823	11:12:37.153
6 -	54.037	29.167	1:23.204 (2)	85.62	0.051	11:14:00.357
7 -	54.360	28.793	1:23.153 (1)	85.68		11:15:23.510
8 -	56.239	29.438	1:25.677	83.15	2.524	11:16:49.187

P16 3 GP		Tom BARRETT		Honda RS250 - RGV Workshop		
IDEAL LAP TIME : 1:19.940		BEST LAP TIME : 1:20.232		DIFFERENCE : 0.292		
LAP	SECTOR 1	SECTOR 2	LAP TIME	MPH	DIFF	TIME OF DAY
1 -		29.028	2:07.942	55.68	47.710	11:07:39.379
2 -	53.418	28.830	1:22.248	86.62	2.016	11:09:01.627
3 -	52.748	28.804	1:21.552	87.36	1.320	11:10:23.179
4 -	52.035	28.743	1:20.778	88.20	0.546	11:11:43.957
5 -	51.933	28.567	1:20.500 (2)	88.50	0.268	11:13:04.457
6 -	51.789	28.932	1:20.721 (3)	88.26	0.489	11:14:25.178
7 -	52.081	28.151	1:20.232 (1)	88.80		11:15:45.410
8 -	52.136	28.741	1:20.877	88.09	0.645	11:17:06.287

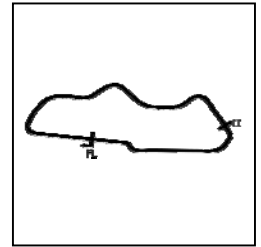
Weather / Track : Cloudy / Dry

Donington Park National
Circuit Length = 1.9790 miles
Start: 11:05 Flag 11:16 End: 11:18

BMCR - MRO Championships 2020 - Rnd 3 @ Donington Park National

EDlasia Formula 400 & G-Force MC Blue Haze GP

RACE 4 - SECTOR ANALYSIS



SECTOR 1 = FL to I1, SECTOR 2 = I1 to FL, DIFF = Difference To Personal Best Lap, P = Crossed Finish Line in Pit Lane, D = Time Disallowed

P17 257 GP		Liam McCARTER		Yamaha TZ250 -		
IDEAL LAP TIME : 1:20.103		BEST LAP TIME : 1:20.460		DIFFERENCE : 0.357		
LAP	SECTOR 1	SECTOR 2	LAP TIME	MPH	DIFF	TIME OF DAY
1 -		29.064	2:08.368	55.50	47.908	11:07:39.805
2 -	52.523	29.006	1:21.529	87.38	1.069	11:09:01.334
3 -	51.695	28.765	1:20.460 (1)	88.54		11:10:21.794
4 -	52.191	28.408	1:20.599 (3)	88.39	0.139	11:11:42.393
5 -	51.807	28.778	1:20.585 (2)	88.41	0.125	11:13:02.978
6 -	52.584	28.570	1:21.154	87.79	0.694	11:14:24.132
7 -	52.708	29.033	1:21.741	87.16	1.281	11:15:45.873
8 -	52.215	28.517	1:20.732	88.25	0.272	11:17:06.605

P18 221 GP		Roger MARSH		Yamaha TZ250 A -		
IDEAL LAP TIME : 1:20.268		BEST LAP TIME : 1:20.487		DIFFERENCE : 0.219		
LAP	SECTOR 1	SECTOR 2	LAP TIME	MPH	DIFF	TIME OF DAY
1 -		29.226	2:07.839	55.73	47.352	11:07:39.276
2 -	52.997	29.045	1:22.042	86.84	1.555	11:09:01.318
3 -	53.247	28.858	1:22.105	86.77	1.618	11:10:23.423
4 -	52.616	28.537	1:21.153	87.79	0.666	11:11:44.576
5 -	52.493	28.311	1:20.804 (3)	88.17	0.317	11:13:05.380
6 -	51.957	28.530	1:20.487 (1)	88.51		11:14:25.867
7 -	52.186	28.549	1:20.735 (2)	88.24	0.248	11:15:46.602
8 -	52.321	29.748	1:22.069	86.81	1.582	11:17:08.671

P19 111 GP		Phil GUILLOU		Yamaha TZ250 - FCL Racing		
IDEAL LAP TIME : 1:21.129		BEST LAP TIME : 1:21.311		DIFFERENCE : 0.182		
LAP	SECTOR 1	SECTOR 2	LAP TIME	MPH	DIFF	TIME OF DAY
1 -		28.930	2:10.135	54.74	48.824	11:07:41.572
2 -	53.092	28.786	1:21.878	87.01	0.567	11:09:03.450
3 -	53.010	28.585	1:21.595	87.31	0.284	11:10:25.045
4 -	52.984	28.424	1:21.408 (2)	87.51	0.097	11:11:46.453
5 -	53.469	28.445	1:21.914	86.97	0.603	11:13:08.367
6 -	52.981	28.450	1:21.431 (3)	87.49	0.120	11:14:29.798
7 -	52.978	28.333	1:21.311 (1)	87.62		11:15:51.109
8 -	52.796	29.010	1:21.806	87.09	0.495	11:17:12.915

P20 47		Allan CLARK		Kawasaki ZXR400 - A Clark & Sons Builders		
IDEAL LAP TIME : 1:20.490		BEST LAP TIME : 1:20.835		DIFFERENCE : 0.345		
LAP	SECTOR 1	SECTOR 2	LAP TIME	MPH	DIFF	TIME OF DAY
1 -		29.325	1:27.182	81.72	6.347	11:06:58.619
2 -	52.620	28.948	1:21.568 (3)	87.34	0.733	11:08:20.187
3 -	53.115	29.173	1:22.288	86.58	1.453	11:09:42.475
4 -	52.745	28.539	1:21.284 (2)	87.65	0.449	11:11:03.759
5 -	51.951	28.884	1:20.835 (1)	88.13		11:12:24.594
6 -	53.192	1:11.416	2:04.608	57.17	43.773	11:14:29.202
7 -	55.136	29.677	1:24.813	84.00	3.978	11:15:54.015
8 -	53.983	29.837	1:23.820	84.99	2.985	11:17:17.835

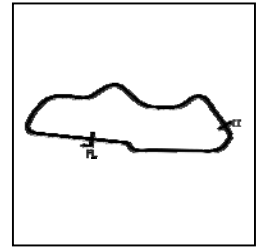
Weather / Track : Cloudy / Dry

Donington Park National
Circuit Length = 1.9790 miles
Start: 11:05 Flag 11:16 End: 11:18

BMCRG - MRO Championships 2020 - Rnd 3 @ Donington Park National

EDlasia Formula 400 & G-Force MC Blue Haze GP

RACE 4 - SECTOR ANALYSIS



SECTOR 1 = FL to I1, SECTOR 2 = I1 to FL, DIFF = Difference To Personal Best Lap, P = Crossed Finish Line in Pit Lane, D = Time Disallowed

P21 155 GP Roy CHAPMAN			Yamaha TZ350 - Self			
IDEAL LAP TIME : 1:22.244		BEST LAP TIME : 1:22.505		DIFFERENCE : 0.261		
LAP	SECTOR 1	SECTOR 2	LAP TIME	MPH	DIFF	TIME OF DAY
1 -		29.081	2:09.005	55.22	46.500	11:07:40.442
2 -	53.759	28.808	1:22.567 (3)	86.28	0.062	11:09:03.009
3 -	54.066	28.873	1:22.939	85.90	0.434	11:10:25.948
4 -	53.826	29.248	1:23.074	85.76	0.569	11:11:49.022
5 -	53.759	28.746	1:22.505 (1)	86.35		11:13:11.527
6 -	53.785	29.145	1:22.930	85.91	0.425	11:14:34.457
7 -	53.498	29.065	1:22.563 (2)	86.29	0.058	11:15:57.020
8 -	53.570	29.862	1:23.432	85.39	0.927	11:17:20.452

P22 90 S Steve RAPA			Honda RVF400 TOOTHLESS - David Simon Tuning			
IDEAL LAP TIME : 1:20.923		BEST LAP TIME : 1:22.026		DIFFERENCE : 1.103		
LAP	SECTOR 1	SECTOR 2	LAP TIME	MPH	DIFF	TIME OF DAY
1 -		30.295	1:28.522	80.48	6.496	11:06:59.959
2 -	53.562	29.373	1:22.935	85.90	0.909	11:08:22.894
3 -	53.115	29.400	1:22.515	86.34	0.489	11:09:45.409
4 -	52.722	29.380	1:22.102 (3)	86.77	0.076	11:11:07.511
5 -	53.003	29.066	1:22.069 (2)	86.81	0.043	11:12:29.580
6 -	52.912	29.114	1:22.026 (1)	86.85		11:13:51.606
7 -	54.091	28.812	1:22.903	85.93	0.877	11:15:14.509
8 -	52.111	2:07.833	2:59.944	39.59	1:37.918	11:18:14.453

P23 122 GP Dave HARVIEK			Yamaha TZ250 4DP - NW Roofing London Ltd			
IDEAL LAP TIME : 1:23.200		BEST LAP TIME : 1:23.259		DIFFERENCE : 0.059		
LAP	SECTOR 1	SECTOR 2	LAP TIME	MPH	DIFF	TIME OF DAY
1 -		29.929	2:10.985	54.39	47.726	11:07:42.422
2 -	54.137	29.591	1:23.728 (3)	85.09	0.469	11:09:06.150
3 -	53.851	29.668	1:23.519 (2)	85.30	0.260	11:10:29.669
4 -	53.691	29.568	1:23.259 (1)	85.57		11:11:52.928
5 -	54.281	29.682	1:23.963	84.85	0.704	11:13:16.891
6 -	54.286	29.509	1:23.795	85.02	0.536	11:14:40.686
7 -	54.052	29.761	1:23.813	85.00	0.554	11:16:04.499

P24 132 GP Paul WHITING			Yamaha TZ250T - John Whiting			
IDEAL LAP TIME : 1:25.772		BEST LAP TIME : 1:25.859		DIFFERENCE : 0.087		
LAP	SECTOR 1	SECTOR 2	LAP TIME	MPH	DIFF	TIME OF DAY
1 -		30.545	2:13.290	53.45	47.431	11:07:44.727
2 -	56.092	30.674	1:26.766	82.11	0.907	11:09:11.493
3 -	56.395	31.481	1:27.876	81.07	2.017	11:10:39.369
4 -	57.414	30.759	1:28.173	80.80	2.314	11:12:07.542
5 -	55.965	30.293	1:26.258 (2)	82.59	0.399	11:13:33.800
6 -	55.479	30.380	1:25.859 (1)	82.98		11:14:59.659
7 -	55.945	30.448	1:26.393 (3)	82.46	0.534	11:16:26.052

P25 42 GP Sian BROOKS			Honda RS125 - Spyre Ltd			
IDEAL LAP TIME : 1:25.325		BEST LAP TIME : 1:25.325		DIFFERENCE : 0.000		
LAP	SECTOR 1	SECTOR 2	LAP TIME	MPH	DIFF	TIME OF DAY
1 -		31.729	2:15.693	52.50	50.368	11:07:47.130
2 -	55.885	30.739	1:26.624 (2)	82.24	1.299	11:09:13.754
3 -	56.636	30.570	1:27.206	81.69	1.881	11:10:40.960
4 -	56.694	31.613	1:28.307	80.68	2.982	11:12:09.267
5 -	55.595	31.260	1:26.855	82.02	1.530	11:13:36.122
6 -	56.330	30.521	1:26.851 (3)	82.03	1.526	11:15:02.973
7 -	54.982	30.343	1:25.325 (1)	83.50		11:16:28.298

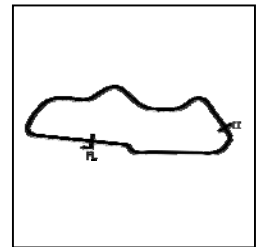
Weather / Track : Cloudy / Dry

Donington Park National
Circuit Length = 1.9790 miles
Start: 11:05 Flag 11:16 End: 11:18

BMCRG - MRO Championships 2020 - Rnd 3 @ Donington Park National

EDlasia Formula 400 & G-Force MC Blue Haze GP

RACE 4 - SECTOR ANALYSIS



SECTOR 1 = FL to I1, SECTOR 2 = I1 to FL, DIFF = Difference To Personal Best Lap, P = Crossed Finish Line in Pit Lane, D = Time Disallowed

P26 174 GP		David BOWLER		Yamaha TZ250 4DP -		
IDEAL LAP TIME : 1:25.174		BEST LAP TIME : 1:25.174		DIFFERENCE : 0.000		
LAP	SECTOR 1	SECTOR 2	LAP TIME	MPH	DIFF	TIME OF DAY
1 -		30.656	2:13.823	53.23	48.649	11:07:45.260
2 -	56.270	30.327	1:26.597 (3)	82.27	1.423	11:09:11.857
3 -	56.793	31.194	1:27.987	80.97	2.813	11:10:39.844
4 -	58.171	31.725	1:29.896	79.25	4.722	11:12:09.740
5 -	55.887	30.323	1:26.210 (2)	82.64	1.036	11:13:35.950
6 -	57.794	30.167	1:27.961	80.99	2.787	11:15:03.911
7 -	55.358	29.816	1:25.174 (1)	83.64		11:16:29.085

P27 17 GP		David PATERSON		Honda RS 250 NX5 - Tuna Garage		
IDEAL LAP TIME : 1:28.949		BEST LAP TIME : 1:29.060		DIFFERENCE : 0.111		
LAP	SECTOR 1	SECTOR 2	LAP TIME	MPH	DIFF	TIME OF DAY
1 -		30.460	2:16.012	52.38	46.952	11:07:47.449
2 -	58.679	30.381	1:29.060 (1)	79.99		11:09:16.509
3 -	58.568	31.315	1:29.883 (2)	79.26	0.823	11:10:46.392
4 -	1:00.195	31.261	1:31.456	77.90	2.396	11:12:17.848
5 -	1:00.117	31.372	1:31.489	77.87	2.429	11:13:49.337
6 -	1:01.245	31.176	1:32.421	77.08	3.361	11:15:21.758
7 -	59.294	30.867	1:30.161 (3)	79.02	1.101	11:16:51.919

P28 147 GP		John HANNAFORD		Yamaha TZ350D -		
IDEAL LAP TIME : 1:28.776		BEST LAP TIME : 1:29.594		DIFFERENCE : 0.818		
LAP	SECTOR 1	SECTOR 2	LAP TIME	MPH	DIFF	TIME OF DAY
1 -		30.370	2:16.644	52.13	47.050	11:07:48.081
2 -	58.846	30.748	1:29.594 (1)	79.52		11:09:17.675
3 -	58.406	31.482	1:29.888 (2)	79.26	0.294	11:10:47.563
4 -	58.601	31.300	1:29.901 (3)	79.24	0.307	11:12:17.464
5 -	59.633	31.961	1:31.594	77.78	2.000	11:13:49.058
6 -	1:01.904	31.595	1:33.499	76.20	3.905	11:15:22.557
7 -	1:00.020	43.092	1:43.112	69.09	13.518	11:17:05.669

P29 75 R		Gary FRASER		Kawasaki ZXR 400 -		
IDEAL LAP TIME : 1:22.997		BEST LAP TIME : 1:23.302		DIFFERENCE : 0.305		
LAP	SECTOR 1	SECTOR 2	LAP TIME	MPH	DIFF	TIME OF DAY
1 -		29.783	1:31.423	77.92	8.121	11:07:02.860
2 -	54.661	29.377	1:24.038	84.77	0.736	11:08:26.898
3 -	54.492	29.297	1:23.789	85.03	0.487	11:09:50.687
4 -	54.072	29.372	1:23.444 (3)	85.38	0.142	11:11:14.131
5 -	53.855	29.447	1:23.302 (1)	85.52		11:12:37.433
6 -	54.145	29.791	1:23.936	84.88	0.634	11:14:01.369
7 -	54.287	29.142	1:23.429 (2)	85.39	0.127	11:15:24.798

P30 7 GP		Bruce DUNN		Honda RS250 -		
IDEAL LAP TIME : 1:17.985		BEST LAP TIME : 1:17.985		DIFFERENCE : 0.000		
LAP	SECTOR 1	SECTOR 2	LAP TIME	MPH	DIFF	TIME OF DAY
1 -		28.028	2:04.541	57.20	46.556	11:07:35.978
2 -	50.608	27.445	1:18.053 (2)	91.27	0.068	11:08:54.031
3 -	50.836	27.616	1:18.452 (3)	90.81	0.467	11:10:12.483
4 -	50.595	27.390	1:17.985 (1)	91.35		11:11:30.468
5 -	50.853	27.706	1:18.559	90.69	0.574	11:12:49.027
6 -	51.104	27.788	1:18.892	90.30	0.907	11:14:07.919

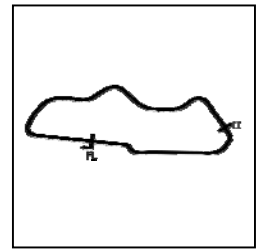
Weather / Track : Cloudy / Dry

Donington Park National
Circuit Length = 1.9790 miles
Start: 11:05 Flag 11:16 End: 11:18

BMCRC - MRO Championships 2020 - Rnd 3 @ Donington Park National

EDlasia Formula 400 & G-Force MC Blue Haze GP

RACE 4 - SECTOR ANALYSIS



SECTOR 1 = FL to I1, SECTOR 2 = I1 to FL, DIFF = Difference To Personal Best Lap, P = Crossed Finish Line in Pit Lane, D = Time Disallowed

P31 77 GP Andrew GLASGOW		Yamaha TZ350 -				
IDEAL LAP TIME : 1:26.449		BEST LAP TIME : 1:26.731				
		DIFFERENCE : 0.282				
LAP	SECTOR 1	SECTOR 2	LAP TIME	MPH	DIFF	TIME OF DAY
1 -		30.358	2:14.922	52.80	48.191	11:07:46.359
2 -	56.091	31.023	1:27.114 (3)	81.78	0.383	11:09:13.473
3 -	56.581	30.528	1:27.109 (2)	81.78	0.378	11:10:40.582
4 -	56.986	30.652	1:27.638	81.29	0.907	11:12:08.220
5 -	56.340	30.391	1:26.731 (1)	82.14		11:13:34.951
6 -	59.935	IN PIT	1:42.042 P	69.82	15.311	11:15:16.993

P32 2 GP Nick BEDFORD		Yamaha TZ350 - Banx Race Paint				
IDEAL LAP TIME : 1:26.205		BEST LAP TIME : 1:26.205				
		DIFFERENCE : 0.000				
LAP	SECTOR 1	SECTOR 2	LAP TIME	MPH	DIFF	TIME OF DAY
1 -		30.608	2:14.422	53.00	48.217	11:07:45.859
2 -	56.060	30.145	1:26.205 (1)	82.64		11:09:12.064
3 -	56.325	30.876	1:27.201 (2)	81.70	0.996	11:10:39.265
4 -	56.856	31.209	1:28.065 (3)	80.90	1.860	11:12:07.330
5 -	58.570	IN PIT	1:39.541 P	71.57	13.336	11:13:46.871

Weather / Track : Cloudy / Dry

BMCRC - MRO Championships 2020 - Rnd 3 @ Donington Park National

EDlasia Formula 400 & G-Force MC Blue Haze GP

RACE 4 - BEST SECTORS

SECTOR 1			SECTOR 2			IDEAL / BEST COMPARISON						
POS	NO	NAME	TIME	NO	NAME	TIME	POS	NO	NAME	IDEAL	BEST	DIFF
									PERFECT LAP	1:15.430		
1	8	ATKINSON	48.758	8	ATKINSON	26.672	1	8	ATKINSON	1:15.430	1:15.430	0.000
2	16	WALLING	49.340	51	WHOLEY	26.779	2	51	WHOLEY	1:16.126	1:16.163	0.037
3	51	WHOLEY	49.347	16	WALLING	26.825	3	16	WALLING	1:16.165	1:16.472	0.307
4	176	STAMPER	49.386	176	STAMPER	26.852	4	176	STAMPER	1:16.238	1:16.457	0.219
5	81	GRANT	49.783	81	GRANT	26.907	5	81	GRANT	1:16.690	1:16.728	0.038
6	45	THOMPSON	50.106	48	WELSH	27.245	6	48	WELSH	1:17.438	1:17.672	0.234
7	48	WELSH	50.193	45	THOMPSON	27.390	7	45	THOMPSON	1:17.496	1:17.633	0.137
8	7	DUNN	50.595	7	DUNN	27.390	8	7	DUNN	1:17.985	1:17.985	0.000
9	191	SEATH	50.612	191	SEATH	27.582	9	191	SEATH	1:18.194	1:18.194	0.000
10	85	ROBINSON	51.594	3	BARRETT	28.151	10	85	ROBINSON	1:19.919	1:19.919	0.000
11	257	McCARTER	51.695	221	MARSH	28.311	11	3	BARRETT	1:19.940	1:20.232	0.292
12	3	BARRETT	51.789	85	ROBINSON	28.325	12	257	McCARTER	1:20.103	1:20.460	0.357
13	47	CLARK	51.951	111	GUILLOU	28.333	13	221	MARSH	1:20.268	1:20.487	0.219
14	221	MARSH	51.957	257	McCARTER	28.408	14	47	CLARK	1:20.490	1:20.835	0.345
15	57	FISHER	52.108	117	HARRIS	28.426	15	57	FISHER	1:20.790	1:21.503	0.713
16	90	RAPA	52.111	47	CLARK	28.539	16	90	RAPA	1:20.923	1:22.026	1.103
17	157	MOOK	52.579	157	MOOK	28.553	17	117	HARRIS	1:21.092	1:21.277	0.185
18	52	JARMAN	52.615	57	FISHER	28.682	18	111	GUILLOU	1:21.129	1:21.311	0.182
19	117	HARRIS	52.666	155	CHAPMAN	28.746	19	157	MOOK	1:21.132	1:21.219	0.087
20	111	GUILLOU	52.796	26	THOMPSON	28.793	20	52	JARMAN	1:21.439	1:21.448	0.009
21	351	DIGBY-BAKER	52.988	90	RAPA	28.812	21	351	DIGBY-BAKER	1:22.142	1:22.142	0.000
22	26	THOMPSON	53.470	52	JARMAN	28.824	22	155	CHAPMAN	1:22.244	1:22.505	0.261
23	155	CHAPMAN	53.498	75	FRASER	29.142	23	26	THOMPSON	1:22.263	1:23.153	0.890
24	122	HARVIEK	53.691	351	DIGBY-BAKER	29.154	24	75	FRASER	1:22.997	1:23.302	0.305
25	75	FRASER	53.855	122	HARVIEK	29.509	25	122	HARVIEK	1:23.200	1:23.259	0.059
26	42	BROOKS	54.982	174	BOWLER	29.816	26	174	BOWLER	1:25.174	1:25.174	0.000
27	174	BOWLER	55.358	2	BEDFORD	30.145	27	42	BROOKS	1:25.325	1:25.325	0.000
28	132	WHITING	55.479	132	WHITING	30.293	28	132	WHITING	1:25.772	1:25.859	0.087
29	2	BEDFORD	56.060	42	BROOKS	30.343	29	2	BEDFORD	1:26.205	1:26.205	0.000
30	77	GLASGOW	56.091	77	GLASGOW	30.358	30	77	GLASGOW	1:26.449	1:26.731	0.282
31	147	HANNAFORD	58.406	147	HANNAFORD	30.370	31	147	HANNAFORD	1:28.776	1:29.594	0.818
32	17	PATERSON	58.568	17	PATERSON	30.381	32	17	PATERSON	1:28.949	1:29.060	0.111
33												
34												

Weather / Track : Cloudy / Dry

Results can be found at www.tsl-timing.com

Donington Park National
Circuit Length = 1.9790 miles
Start: 11:05 Flag 11:16 End: 11:18

Printed - 11:20 Sunday, 06 September 2020

BMCRC - MRO Championships 2020 - Rnd 3 @ Donington Park National

EDlasia Formula 400 & G-Force MC Blue Haze GP

RACE 4 - STATISTICS

Competitors Started 32
Planned Start 2020-09-06 @ 10:22:00.000
Actual Start 2020-09-06 @ 11:05:31.436
Finish Time 2020-09-06 @ 11:16:02.834
Track Length 1.9790mi.
Total Laps 242
Total Distance Covered 478.9342mi.

Session Fastest Lap History

NO	CL	NAME	LAP TIME	TIME OF DAY	LAP	VEHICLE
48		Richie WELSH	1:18.538	11:08:12.684	2	Yamaha FZR 400 RRSP
8	GP	Phil ATKINSON	1:16.076	11:08:48.877	2	Yamaha TZ350
8	GP	Phil ATKINSON	1:15.430	11:10:04.307	3	Yamaha TZ350

Session Leader History

NO	CL	NAME	FROM LAP	LAPS LED	DISTANCE	VEHICLE
48		Richie WELSH	1	8	15.79 miles	Yamaha FZR 400 RRSP

Flag History

TYPE	TIME OF DAY
GREEN	11:05:31.436
FINISH	11:16:02.834

Flag Statistics

TYPE	COUNT	TOTAL LAPS	TOTAL TIME
Green	1	8	12:49.194
Red	0	0	0.000
Safety Car	0	0	0.000
FCY	0	0	0.000

BMCRC - MRO Championships 2020 - Rnd 3 @ Donington Park National

EDlasia Formula 400 & G-Force MC Blue Haze GP

RACE 4 - STATISTICS

CLASS :

8 Starters

Fastest Lap History

NO	NAME	LAP TIME	TIME OF DAY	LAP	VEHICLE
48	Richie WELSH	1:18.538	11:08:12.684	2	Yamaha FZR 400 RRSP
45	Mark THOMPSON	1:17.633	11:09:31.826	3	Kawasaki ZXR400

Leader History

NO	NAME	FROM LAP	LAPS LED	DISTANCE	VEHICLE
48	Richie WELSH	1	8	15.79 miles	Yamaha FZR 400 RRSP

BMCRC - MRO Championships 2020 - Rnd 3 @ Donington Park National

EDlasia Formula 400 & G-Force MC Blue Haze GP

RACE 4 - STATISTICS

CLASS : R

1 Starters

Fastest Lap History

NO	NAME	LAP TIME	TIME OF DAY	LAP	VEHICLE
75	Gary FRASER	1:24.038	11:08:26.899	2	Kawasaki ZXR 400
75	Gary FRASER	1:23.789	11:09:50.688	3	Kawasaki ZXR 400
75	Gary FRASER	1:23.444	11:11:14.132	4	Kawasaki ZXR 400
75	Gary FRASER	1:23.302	11:12:37.433	5	Kawasaki ZXR 400

Leader History

NO	NAME	FROM LAP	LAPS LED	DISTANCE	VEHICLE
75	Gary FRASER	1	7	13.81 miles	Kawasaki ZXR 400

BMCRC - MRO Championships 2020 - Rnd 3 @ Donington Park National

EDlasia Formula 400 & G-Force MC Blue Haze GP

RACE 4 - STATISTICS

CLASS : S

4 Starters

Fastest Lap History

NO	NAME	LAP TIME	TIME OF DAY	LAP	VEHICLE
157	Geoff MOOK	1:21.504	11:08:19.200	2	Yamaha TZR 250
117	Jordan HARRIS	1:21.277	11:16:33.482	8	Kawasaki ZXR400L
157	Geoff MOOK	1:21.219	11:16:33.758	8	Yamaha TZR 250

Leader History

NO	NAME	FROM LAP	LAPS LED	DISTANCE	VEHICLE
157	Geoff MOOK	1	5	9.85 miles	Yamaha TZR 250
117	Jordan HARRIS	6	3	5.93 miles	Kawasaki ZXR400L

BMCRC - MRO Championships 2020 - Rnd 3 @ Donington Park National

EDlasia Formula 400 & G-Force MC Blue Haze GP

RACE 4 - STATISTICS

CLASS : GP

19 Starters

Fastest Lap History

NO	NAME	LAP TIME	TIME OF DAY	LAP	VEHICLE
8	Phil ATKINSON	1:16.076	11:08:48.877	2	Yamaha TZ350
8	Phil ATKINSON	1:15.430	11:10:04.307	3	Yamaha TZ350

Leader History

NO	NAME	FROM LAP	LAPS LED	DISTANCE	VEHICLE
8	Phil ATKINSON	1	8	15.79 miles	Yamaha TZ350

EDlasia Formula 400 & G-Force MC Blue Haze GP

RACE 15 - GRID (8 Laps)

ROW 15	45		44	168 Michael RUSSELL	43	64 Phil ELLIS
ROW 14	42	22 Rik BALLERINI	41	79 Jason BURRILL	40	147 1:29.594 John HANNAFORD
ROW 13	39	17 1:29.060 David PATERSON	38	77 1:26.731 Andrew GLASGOW	37	2 1:26.205 Nick BEDFORD
ROW 12	36	132 1:25.859 Paul WHITING	35	42 1:25.325 Sian BROOKS	34	174 1:25.174 David BOWLER
ROW 11	33	122 1:23.259 Dave HARVIEK	32	155 1:22.505 Roy CHAPMAN	31	111 1:21.311 Phil GUILLOU
ROW 10	30	221 1:20.487 Roger MARSH	29	257 1:20.460 Liam McCARTER	28	3 1:20.232 Tom BARRETT
ROW 9	27	7 1:17.985 Bruce DUNN	26	81 1:16.728 Scott GRANT	25	16 1:16.472 Daniel WALLING
ROW 8	24	176 1:16.457 Jonathan STAMPER	23	51 1:16.163 Kevin WHOLEY	22	8 1:15.430 Phil ATKINSON
ROW 7	21		20		19	
ROW 6	18		17	97 Nicholas TAIG	16	126 Glynn DAVIES
ROW 5	15	70 Andrew BURSCOUGH	14	33 Carl JOHNSTONE	13	75 1:23.302 Gary FRASER
ROW 4	12	26 1:23.153 Lydia THOMPSON	11	351 1:22.142 Sam DIGBY-BAKER	10	90 1:22.026 Steve RAPA
ROW 3	9	57 1:21.503 Paul FISHER	8	52 1:21.448 Gary JARMAN	7	117 1:21.277 Jordan HARRIS
ROW 2	6	157 1:21.219 Geoff MOOK	5	47 1:20.835 Allan CLARK	4	85 1:19.919 James ROBINSON
ROW 1	3	191 1:18.194 James SEATH	2	48 1:17.672 Richie WELSH	1	45 1:17.633 Mark THOMPSON Pole

Donington Park National
Circuit Length = 1.9790 miles

These results are provisional until the conclusion of any judicial and technical matters.

Clerk Of Course :	Steward :	Timekeeper :
-------------------	-----------	--------------

Results can be found at www.tsl-timing.com

Printed - 11:23 Sunday, 06 September 2020



BMCRC - MRO Championships 2020 - Rnd 3 @ Donington Park National



EDlasia Formula 400 & G-Force MC Blue Haze GP

RACE 15 - CLASSIFICATION

POS	NO	CL	PIC NAME	ENTRY	LAPS	TIME	GAP	DIFF	MPH	BEST	ON
1	48		1 Richie WELSH	Yamaha FZR 400 RRSP - EDEN'S BABY EXPERIE	8	10:35.778			89.43	1:18.120	3
2	191		2 James SEATH	Kawasaki ZXR400 L9 - Ovenden Earthmoving	8	10:37.859	2.081	2.081	89.14	1:18.211	4
3	45		3 Mark THOMPSON	Kawasaki ZXR400 - Flintstone Tyres / David Simon	8	10:37.896	2.118	0.037	89.13	1:17.818	4
4	8	GP	1 Phil ATKINSON	Yamaha TZ350 - Rose mot centre	8	10:56.384	20.606	18.488	86.62	1:15.592	2
5	51	GP	2 Kevin WHOLEY	Yamaha TZ250 -	8	11:00.635	24.857	4.251	86.06	1:16.083	4
6	176	GP	3 Jonathan STAMPER	Yamaha TZ250 -	8	11:05.170	29.392	4.535	85.48	1:16.953	3
7	117	S	1 Jordan HARRIS	Kawasaki ZXR400L - Steve Jordan Motorcycles	8	11:10.004	34.226	4.834	84.86	1:22.180	5
8	52		4 Gary JARMAN	Kawasaki ZXR 400 -	8	11:10.504	34.726	0.500	84.80	1:21.975	5
9	26		5 Lydia THOMPSON	Kawasaki ZXR400 - Flintstone Racing - David Simon	8	11:10.697	34.919	0.193	84.77	1:21.795	8
10	351	S	2 Sam DIGBY-BAKER	Kawasaki ZXR400 -	8	11:11.774	35.996	1.077	84.64	1:22.282	8
11	47		6 Allan CLARK	Kawasaki ZXR400 - A Clark & Sons Builders	8	11:11.878	36.100	0.104	84.62	1:21.969	8
12	16	GP	4 Daniel WALLING	Yamaha TZ250 - JD SERVICES	8	11:11.990	36.212	0.112	84.61	1:17.270	3
13	57		7 Paul FISHER	Kawasaki ZXR400 -	8	11:12.405	36.627	0.415	84.56	1:22.325	5
14	70		8 Andrew BURSCOUGH	Yamaha YPVS 350 - Apollo/Merlin/Abbey/Martitaniu	8	11:12.606	36.828	0.201	84.53	1:23.135	5
15	157	S	3 Geoff MOOK	Yamaha TZR 250 -	8	11:13.357	37.579	0.751	84.44	1:22.690	2
16	90	S	4 Steve RAPA	Honda RVF400 TOOTHLESS - David Simon Tuning	8	11:14.410	38.632	1.053	84.31	1:22.624	2
17	257	GP	5 Liam McCARTER	Yamaha TZ250 -	8	11:30.824	55.046	16.414	82.30	1:19.470	2
18	3	GP	6 Tom BARRETT	Honda RS250 - RGV Workshop	8	11:39.230	1:03.452	8.406	81.31	1:21.480	7
19	221	GP	7 Roger MARSH	Yamaha TZ250 A -	8	11:39.492	1:03.714	0.262	81.28	1:20.943	3
20	122	GP	8 Dave HARVIEK	Yamaha TZ250 4DP - NW Roofing London Ltd	8	11:45.210	1:09.432	5.718	80.62	1:22.085	7
21	155	GP	9 Roy CHAPMAN	Yamaha TZ350 - Self	8	11:46.808	1:11.030	1.598	80.44	1:22.059	4
22	111*	GP	10 Phil GUILLOU	Yamaha TZ250 - FCL Racing	8	11:48.249	1:12.471	1.441	80.28	1:21.158	8
23	2	GP	11 Nick BEDFORD	Yamaha TZ350 - Banx Race Paint	7	10:48.778	1 Lap	1 Lap	76.66	1:25.187	7
24	174	GP	12 David BOWLER	Yamaha TZ250 4DP -	7	10:49.602	1 Lap	0.824	76.56	1:25.065	7
25	132	GP	13 Paul WHITING	Yamaha TZ250T - John Whiting	7	10:50.017	1 Lap	0.415	76.51	1:25.430	7
26	42	GP	14 Sian BROOKS	Honda RS125 - Spyre Ltd	7	10:51.181	1 Lap	1.164	76.37	1:25.455	7
27	77	GP	15 Andrew GLASGOW	Yamaha TZ350 -	7	11:07.967	1 Lap	16.786	74.45	1:27.347	4
28	147	GP	16 John HANNAFORD	Yamaha TZ350D -	7	11:18.550	1 Lap	10.583	73.29	1:29.304	2

NOT CLASSIFIED

DNF	85		James ROBINSON	Kawasaki ZXR400 - claire palastanga ceramics	6	8:19.784	2 Laps	1 Lap	85.25	1:22.099	5
DNF	17	GP	David PATERSON	Honda RS 250 NX5 - Tuna Garage	6	10:00.642	2 Laps	1:40.858	70.94	1:31.096	4
DNF	81	GP	Scott GRANT	Yamaha TZ250 - Avbase Flight Group	1	2:10.834	7 Laps	5 Laps	53.41		
DNF	33	S	Carl JOHNSTONE	Yamaha FZR400RR - EDlasia	0						
DNF	79	GP	Jason BURRILL	Yamaha TZ250 5KE -	0						

FASTEST LAP

8	GP	Phil ATKINSON	Yamaha TZ350 - Rose mot centre	2	1:15.592	94.25 mph	151.68 kph
45		Mark THOMPSON	Kawasaki ZXR400 - Flintstone Tyres / David Simon	4	1:17.818	91.55 mph	147.34 kph
117	S	Jordan HARRIS	Kawasaki ZXR400L - Steve Jordan Motorcycles	5	1:22.180	86.69 mph	139.52 kph

Class - 92.5% of Race Speed = 82.72 mph
 Class GP - 92.5% of Race Speed = 80.12 mph
 Class S - 92.5% of Race Speed = 78.49 mph

Donington Park National
 Circuit Length = 1.9790 miles
 Start: 14:47 Flag 14:57 End: 14:59

Weather / Track : Cloudy / Dry

These results are provisional until the conclusion of any judicial and technical matters.

Clerk Of Course :	Steward :	Timekeeper :
-------------------	-----------	--------------

Results can be found at www.tsl-timing.com

Printed - 15:01 Sunday, 06 September 2020



BMCR - MRO Championships 2020 - Rnd 3 @ Donington Park National

EDlasia Formula 400 & G-Force MC Blue Haze GP

RACE 15 - LAP CHART

LAP 1 @ 14:48:33.621

NO	BEHIND	LAP TIME
191		1:22.103
48	0.588	1:22.691
45	0.765	1:22.868
85	1.756	1:23.859
70	2.503	1:24.606
52	3.338	1:25.441
57	4.199	1:26.302
90	4.363	1:26.466
157	4.584	1:26.687
117	5.196	1:27.299
351	5.369	1:27.472
26	5.669	1:27.772
47	6.362	1:28.465
8	36.611	1:58.714
51	37.065	1:59.168
16	39.939	2:02.042
176	39.954	2:02.057
257	40.720	2:02.823
111	43.082	2:05.185
3	43.365	2:05.468
221	45.386	2:07.489
155	45.525	2:07.628
122	46.084	2:08.187
81	48.731	2:10.834 P
132	48.875	2:10.978
2	49.430	2:11.533
174	50.175	2:12.278
42	51.103	2:13.206
17	53.789	2:15.892
147	56.457	2:18.560
77	58.755	2:20.858

147	1:06.530	1:29.304
77	1:07.564	1:28.040

174	1:14.441	1:27.316
-----	----------	----------

LAP 7 @ 14:56:28.856

NO	BEHIND	LAP TIME
48		1:19.113
191	0.921	1:19.589
45	2.156	1:20.291
2	1 Lap	1:26.173
174	1 Lap	1:25.835
132	1 Lap	1:26.736
42	1 Lap	1:26.302
8	21.859	1:17.048
77	1 Lap	1:27.361
51	24.941	1:18.381
117	30.033	1:23.356
176	30.125	1:19.197
147	1 Lap	1:29.966
52	30.424	1:23.308
26	31.564	1:23.883
70	31.817	1:24.506
351	32.154	1:24.318
57	32.174	1:25.055
47	32.571	1:24.828
157	32.795	1:24.188
90	33.241	1:24.388
16	33.976	1:19.726
17	1 Lap	1:36.525
257	51.698	1:21.567
111	59.753	1:21.528
3	1:00.303	1:21.480
221	1:00.627	1:21.426
122	1:05.309	1:22.085
155	1:06.561	1:22.739

LAP 3 @ 14:51:11.204

NO	BEHIND	LAP TIME
48		1:18.120
191	0.433	1:18.785
45	1.063	1:18.901
85	9.078	1:22.513
70	12.463	1:24.004
117	13.380	1:22.570
52	13.696	1:24.667
90	13.698	1:24.294
26	14.258	1:23.601
157	14.353	1:24.662
57	14.372	1:24.496
47	14.805	1:23.825
351	16.176	1:25.611
8	30.440	1:15.820
51	32.183	1:16.487
176	36.916	1:16.953
16	37.957	1:17.270
257	43.170	1:20.563
111	49.763	1:22.136
3	50.166	1:22.042
221	51.964	1:20.943
155	53.731	1:22.926
122	54.219	1:22.495
2	1:05.242	1:26.619
174	1:05.750	1:26.496
132	1:05.838	1:26.176
42	1:06.342	1:25.985
77	1:18.194	1:28.982
147	1:18.384	1:30.206

LAP 5 @ 14:53:49.188

NO	BEHIND	LAP TIME
191		1:19.340
48	0.220	1:19.579
45	0.339	1:19.442
77	1 Lap	1:27.347
147	1 Lap	1:29.958
17	1 Lap	1:31.096
85	16.826	1:22.099
52	20.711	1:21.975
117	21.521	1:22.180
57	21.765	1:22.325
70	22.374	1:23.135
47	23.064	1:22.333
26	23.565	1:23.488
351	23.661	1:22.689
90	23.931	1:23.224
8	23.933	1:15.769
157	24.154	1:23.203
51	27.051	1:16.769
176	33.577	1:17.332
16	35.870	1:17.551
257	47.968	1:21.754
111	55.797	1:22.105
3	56.338	1:22.348
221	56.863	1:21.654
155	1:00.265	1:22.459
122	1:00.790	1:22.263
2	1:19.748	1:26.104
132	1:20.181	1:26.022

LAP 2 @ 14:49:52.852

NO	BEHIND	LAP TIME
191		1:19.231
48	0.232	1:18.875
45	0.514	1:18.980
85	4.917	1:22.392
70	6.811	1:23.539
52	7.381	1:23.274
90	7.756	1:22.624
157	8.043	1:22.690
57	8.228	1:23.260
351	8.917	1:22.779
26	9.009	1:22.571
117	9.162	1:23.197
47	9.332	1:22.201
8	32.972	1:15.592
51	34.048	1:16.214
176	38.315	1:17.592
16	39.039	1:18.331
257	40.959	1:19.470
111	45.979	1:22.128
3	46.476	1:22.342
155	49.157	1:22.863
221	49.373	1:23.218
122	50.076	1:23.223
2	56.975	1:26.776
174	57.606	1:26.662
132	58.014	1:28.370
42	58.709	1:26.837
17	1:05.774	1:31.216

LAP 4 @ 14:52:29.829

NO	BEHIND	LAP TIME
48		1:18.625
191	0.019	1:18.211
45	0.256	1:17.818
17	1 Lap	1:31.554
85	14.086	1:23.633
52	18.095	1:23.024
70	18.598	1:24.760
117	18.700	1:23.945
57	18.799	1:23.052
26	19.436	1:23.803
90	20.066	1:24.993
47	20.090	1:23.910
157	20.310	1:24.582
351	20.331	1:22.780
8	27.523	1:15.708
51	29.641	1:16.083
176	35.604	1:17.313
16	37.678	1:18.346
257	45.573	1:21.028
111	53.051	1:21.913
3	53.349	1:21.808
221	54.568	1:21.229
155	57.165	1:22.059
122	57.886	1:22.292
2	1:13.003	1:26.386
132	1:13.518	1:26.305
42	1:14.244	1:26.527

LAP 6 @ 14:55:09.743

NO	BEHIND	LAP TIME
48		1:20.335
191	0.445	1:21.000
174	1 Lap	1:25.950
45	0.978	1:21.194
42	1 Lap	1:26.869
77	1 Lap	1:27.971
147	1 Lap	1:29.562
85	21.559	1:25.288
8	23.924	1:20.546
51	25.673	1:19.177
117	25.790	1:24.824
17	1 Lap	1:34.359
52	26.229	1:26.073
57	26.232	1:25.022
70	26.424	1:24.605
26	26.794	1:23.784
47	26.856	1:24.347
351	26.949	1:23.843
157	27.720	1:24.121
90	27.966	1:24.590
176	30.041	1:17.019
16	33.363	1:18.048
257	49.244	1:21.831
111	57.338	1:22.096
3	57.936	1:22.153
221	58.314	1:22.006
122	1:02.337	1:22.102
155	1:02.935	1:23.225

LAP 8 @ 14:57:47.296

NO	BEHIND	LAP TIME
48		1:18.440
191	2.081	1:19.600
45	2.118	1:18.402
2	1 Lap	1:25.187
174	1 Lap	1:25.065
132	1 Lap	1:25.430
42	1 Lap	1:25.455
8	20.606	1:17.187
51	24.857	1:18.356
176	29.392	1:17.707
77	1 Lap	1:27.408
117	34.226	1:22.633
52	34.726	1:22.742
26	34.919	1:21.795
351	35.996	1:22.282
47	36.100	1:21.969
16	36.212	1:20.676
57	36.627	1:22.893
70	36.828	1:23.451
157	37.579	1:23.224
90	38.632	1:23.831
147	1 Lap	1:30.994
257	55.046	1:21.788
111	1:02.471	1:21.158
3	1:03.452	1:21.589
221	1:03.714	1:21.527
122	1:09.432	1:22.563
155	1:11.030	1:22.909

Weather / Track : Cloudy / Dry

Results can be found at www.tsl-timing.com

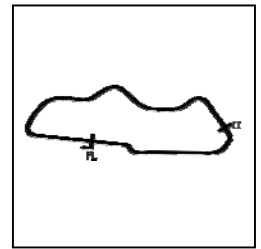
Donington Park National
Circuit Length = 1.9790 miles
Start: 14:47 Flag 14:57 End: 14:59

Printed - 15:01 Sunday, 06 September 2020

BMCR - MRO Championships 2020 - Rnd 3 @ Donington Park National

EDlasia Formula 400 & G-Force MC Blue Haze GP

RACE 15 - SECTOR ANALYSIS



SECTOR 1 = FL to I1, SECTOR 2 = I1 to FL, DIFF = Difference To Personal Best Lap, P = Crossed Finish Line in Pit Lane, D = Time Disallowed

P1 48		Richie WELSH		Yamaha FZR 400 RRSP - EDEN'S BABY EXPERIENCES/ PE1			
IDEAL LAP TIME : 1:17.647		BEST LAP TIME : 1:18.120		DIFFERENCE : 0.473			
LAP	SECTOR 1	SECTOR 2	LAP TIME	MPH	DIFF	TIME OF DAY	
1 -		27.792	1:22.691	86.15	4.571	14:48:34.209	
2 -	51.127	27.748	1:18.875	90.32	0.755	14:49:53.084	
3 -	50.924	27.196	1:18.120 (1)	91.20		14:51:11.204	
4 -	50.451	28.174	1:18.625 (3)	90.61	0.505	14:52:29.829	
5 -	51.335	28.244	1:19.579	89.52	1.459	14:53:49.408	
6 -	51.895	28.440	1:20.335	88.68	2.215	14:55:09.743	
7 -	51.465	27.648	1:19.113	90.05	0.993	14:56:28.856	
8 -	50.595	27.845	1:18.440 (2)	90.82	0.320	14:57:47.296	

P2 191		James SEATH		Kawasaki ZXR400 L9 - Ovenden Earthmoving			
IDEAL LAP TIME : 1:17.937		BEST LAP TIME : 1:18.211		DIFFERENCE : 0.274			
LAP	SECTOR 1	SECTOR 2	LAP TIME	MPH	DIFF	TIME OF DAY	
1 -		28.066	1:22.103	86.77	3.892	14:48:33.621	
2 -	51.592	27.639	1:19.231 (3)	89.92	1.020	14:49:52.852	
3 -	51.013	27.772	1:18.785 (2)	90.43	0.574	14:51:11.637	
4 -	50.362	27.849	1:18.211 (1)	91.09		14:52:29.848	
5 -	51.116	28.224	1:19.340	89.79	1.129	14:53:49.188	
6 -	52.648	28.352	1:21.000	87.95	2.789	14:55:10.188	
7 -	52.014	27.575	1:19.589	89.51	1.378	14:56:29.777	
8 -	50.657	28.943	1:19.600	89.50	1.389	14:57:49.377	

P3 45		Mark THOMPSON		Kawasaki ZXR400 - Flintstone Tyres / David Simon Tuning			
IDEAL LAP TIME : 1:17.274		BEST LAP TIME : 1:17.818		DIFFERENCE : 0.544			
LAP	SECTOR 1	SECTOR 2	LAP TIME	MPH	DIFF	TIME OF DAY	
1 -		28.263	1:22.868	85.97	5.050	14:48:34.386	
2 -	51.184	27.796	1:18.980	90.20	1.162	14:49:53.366	
3 -	50.910	27.991	1:18.901 (3)	90.29	1.083	14:51:12.267	
4 -	50.251	27.567	1:17.818 (1)	91.55		14:52:30.085	
5 -	51.306	28.136	1:19.442	89.68	1.624	14:53:49.527	
6 -	52.434	28.760	1:21.194	87.74	3.376	14:55:10.721	
7 -	52.687	27.604	1:20.291	88.73	2.473	14:56:31.012	
8 -	49.707	28.695	1:18.402 (2)	90.87	0.584	14:57:49.414	

P4 8 GP		Phil ATKINSON		Yamaha TZ350 - Rose mot centre			
IDEAL LAP TIME : 1:15.592		BEST LAP TIME : 1:15.592		DIFFERENCE : 0.000			
LAP	SECTOR 1	SECTOR 2	LAP TIME	MPH	DIFF	TIME OF DAY	
1 -		27.062	1:58.714	60.01	43.122	14:49:10.232	
2 -	48.787	26.805	1:15.592 (1)	94.25		14:50:25.824	
3 -	49.004	26.816	1:15.820	93.96	0.228	14:51:41.644	
4 -	48.793	26.915	1:15.708 (2)	94.10	0.116	14:52:57.352	
5 -	48.937	26.832	1:15.769 (3)	94.03	0.177	14:54:13.121	
6 -	51.107	29.439	1:20.546	88.45	4.954	14:55:33.667	
7 -	49.656	27.392	1:17.048	92.47	1.456	14:56:50.715	
8 -	49.341	27.846	1:17.187	92.30	1.595	14:58:07.902	

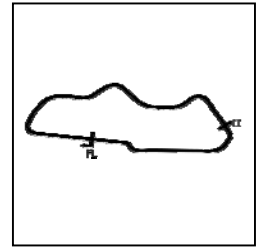
Weather / Track : Cloudy / Dry

Donington Park National
 Circuit Length = 1.9790 miles
 Start: 14:47 Flag 14:57 End: 14:59

BMCRG - MRO Championships 2020 - Rnd 3 @ Donington Park National

EDlasia Formula 400 & G-Force MC Blue Haze GP

RACE 15 - SECTOR ANALYSIS



SECTOR 1 = FL to I1, SECTOR 2 = I1 to FL, DIFF = Difference To Personal Best Lap, P = Crossed Finish Line in Pit Lane, D = Time Disallowed

P5 51 GP Kevin WHOLEY			Yamaha TZ250 -			
IDEAL LAP TIME : 1:15.919		BEST LAP TIME : 1:16.083		DIFFERENCE : 0.164		
LAP	SECTOR 1	SECTOR 2	LAP TIME	MPH	DIFF	TIME OF DAY
1 -		27.079	1:59.168	59.78	43.085	14:49:10.686
2 -	49.506	26.708	1:16.214 (2)	93.48	0.131	14:50:26.900
3 -	49.567	26.920	1:16.487 (3)	93.14	0.404	14:51:43.387
4 -	49.211	26.872	1:16.083 (1)	93.64		14:52:59.470
5 -	49.616	27.153	1:16.769	92.80	0.686	14:54:16.239
6 -	50.094	29.083	1:19.177	89.98	3.094	14:55:35.416
7 -	50.842	27.539	1:18.381	90.89	2.298	14:56:53.797
8 -	50.341	28.015	1:18.356	90.92	2.273	14:58:12.153

P6 176 GP Jonathan STAMPER			Yamaha TZ250 -			
IDEAL LAP TIME : 1:16.759		BEST LAP TIME : 1:16.953		DIFFERENCE : 0.194		
LAP	SECTOR 1	SECTOR 2	LAP TIME	MPH	DIFF	TIME OF DAY
1 -		27.786	2:02.057	58.37	45.104	14:49:13.575
2 -	50.433	27.159	1:17.592	91.82	0.639	14:50:31.167
3 -	49.903	27.050	1:16.953 (1)	92.58		14:51:48.120
4 -	50.175	27.138	1:17.313 (3)	92.15	0.360	14:53:05.433
5 -	50.425	26.907	1:17.332	92.13	0.379	14:54:22.765
6 -	49.852	27.167	1:17.019 (2)	92.50	0.066	14:55:39.784
7 -	51.722	27.475	1:19.197	89.96	2.244	14:56:58.981
8 -	50.135	27.572	1:17.707	91.68	0.754	14:58:16.688

P7 117 S Jordan HARRIS			Kawasaki ZXR400L - Steve Jordan Motorcycles			
IDEAL LAP TIME : 1:21.913		BEST LAP TIME : 1:22.180		DIFFERENCE : 0.267		
LAP	SECTOR 1	SECTOR 2	LAP TIME	MPH	DIFF	TIME OF DAY
1 -		29.186	1:27.299	81.61	5.119	14:48:38.817
2 -	53.088	30.109	1:23.197	85.63	1.017	14:50:02.014
3 -	53.585	28.985	1:22.570 (2)	86.28	0.390	14:51:24.584
4 -	53.956	29.989	1:23.945	84.87	1.765	14:52:48.529
5 -	52.928	29.252	1:22.180 (1)	86.69		14:54:10.709
6 -	54.364	30.460	1:24.824	83.99	2.644	14:55:35.533
7 -	53.608	29.748	1:23.356	85.47	1.176	14:56:58.889
8 -	53.483	29.150	1:22.633 (3)	86.22	0.453	14:58:21.522

P8 52 Gary JARMAN			Kawasaki ZXR 400 -			
IDEAL LAP TIME : 1:21.840		BEST LAP TIME : 1:21.975		DIFFERENCE : 0.135		
LAP	SECTOR 1	SECTOR 2	LAP TIME	MPH	DIFF	TIME OF DAY
1 -		28.917	1:25.441	83.38	3.466	14:48:36.959
2 -	53.235	30.039	1:23.274	85.55	1.299	14:50:00.233
3 -	55.226	29.441	1:24.667	84.14	2.692	14:51:24.900
4 -	53.910	29.114	1:23.024 (3)	85.81	1.049	14:52:47.924
5 -	52.923	29.052	1:21.975 (1)	86.91		14:54:09.899
6 -	54.773	31.300	1:26.073	82.77	4.098	14:55:35.972
7 -	53.614	29.694	1:23.308	85.52	1.333	14:56:59.280
8 -	53.276	29.466	1:22.742 (2)	86.10	0.767	14:58:22.022

Weather / Track : Cloudy / Dry

Donington Park National
Circuit Length = 1.9790 miles
Start: 14:47 Flag 14:57 End: 14:59

BMCRC - MRO Championships 2020 - Rnd 3 @ Donington Park National

EDlasia Formula 400 & G-Force MC Blue Haze GP

RACE 15 - SECTOR ANALYSIS



SECTOR 1 = FL to I1, SECTOR 2 = I1 to FL, DIFF = Difference To Personal Best Lap, P = Crossed Finish Line in Pit Lane, D = Time Disallowed

P9 26		Lydia THOMPSON		Kawasaki ZXR400 - Flintstone Racing - David Simons Tuning			
IDEAL LAP TIME : 1:21.795		BEST LAP TIME : 1:21.795		DIFFERENCE : 0.000			
LAP	SECTOR 1	SECTOR 2	LAP TIME	MPH	DIFF	TIME OF DAY	
1 -		29.106	1:27.772	81.17	5.977	14:48:39.290	
2 -	53.444	29.127	1:22.571 (2)	86.28	0.776	14:50:01.861	
3 -	53.986	29.615	1:23.601	85.22	1.806	14:51:25.462	
4 -	54.827	28.976	1:23.803	85.01	2.008	14:52:49.265	
5 -	53.401	30.087	1:23.488 (3)	85.33	1.693	14:54:12.753	
6 -	53.322	30.462	1:23.784	85.03	1.989	14:55:36.537	
7 -	54.536	29.347	1:23.883	84.93	2.088	14:57:00.420	
8 -	52.961	28.834	1:21.795 (1)	87.10		14:58:22.215	

P10 351 S		Sam DIGBY-BAKER		Kawasaki ZXR400 -			
IDEAL LAP TIME : 1:22.181		BEST LAP TIME : 1:22.282		DIFFERENCE : 0.101			
LAP	SECTOR 1	SECTOR 2	LAP TIME	MPH	DIFF	TIME OF DAY	
1 -		29.595	1:27.472	81.45	5.190	14:48:38.990	
2 -	53.187	29.592	1:22.779 (3)	86.06	0.497	14:50:01.769	
3 -	54.140	31.471	1:25.611	83.22	3.329	14:51:27.380	
4 -	53.542	29.238	1:22.780	86.06	0.498	14:52:50.160	
5 -	53.114	29.575	1:22.689 (2)	86.16	0.407	14:54:12.849	
6 -	53.511	30.332	1:23.843	84.97	1.561	14:55:36.692	
7 -	54.382	29.936	1:24.318	84.49	2.036	14:57:01.010	
8 -	52.943	29.339	1:22.282 (1)	86.58		14:58:23.292	

P11 47		Allan CLARK		Kawasaki ZXR400 - A Clark & Sons Builders			
IDEAL LAP TIME : 1:21.789		BEST LAP TIME : 1:21.969		DIFFERENCE : 0.180			
LAP	SECTOR 1	SECTOR 2	LAP TIME	MPH	DIFF	TIME OF DAY	
1 -		30.105	1:28.465	80.53	6.496	14:48:39.983	
2 -	53.108	29.093	1:22.201 (2)	86.67	0.232	14:50:02.184	
3 -	54.253	29.572	1:23.825	84.99	1.856	14:51:26.009	
4 -	54.008	29.902	1:23.910	84.90	1.941	14:52:49.919	
5 -	53.259	29.074	1:22.333 (3)	86.53	0.364	14:54:12.252	
6 -	53.383	30.964	1:24.347	84.46	2.378	14:55:36.599	
7 -	55.010	29.818	1:24.828	83.98	2.859	14:57:01.427	
8 -	52.715	29.254	1:21.969 (1)	86.91		14:58:23.396	

P12 16 GP		Daniel WALLING		Yamaha TZ250 - JD SERVICES			
IDEAL LAP TIME : 1:17.270		BEST LAP TIME : 1:17.270		DIFFERENCE : 0.000			
LAP	SECTOR 1	SECTOR 2	LAP TIME	MPH	DIFF	TIME OF DAY	
1 -		27.973	2:02.042	58.37	44.772	14:49:13.560	
2 -	51.056	27.275	1:18.331	90.95	1.061	14:50:31.891	
3 -	50.052	27.218	1:17.270 (1)	92.20		14:51:49.161	
4 -	50.934	27.412	1:18.346	90.93	1.076	14:53:07.507	
5 -	50.188	27.363	1:17.551 (2)	91.87	0.281	14:54:25.058	
6 -	50.278	27.770	1:18.048 (3)	91.28	0.778	14:55:43.106	
7 -	51.684	28.042	1:19.726	89.36	2.456	14:57:02.832	
8 -	52.026	28.650	1:20.676	88.31	3.406	14:58:23.508	

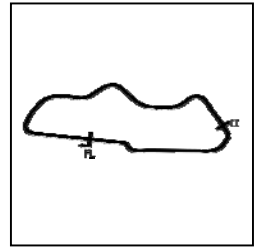
Weather / Track : Cloudy / Dry

Donington Park National
 Circuit Length = 1.9790 miles
 Start: 14:47 Flag 14:57 End: 14:59

BMCRC - MRO Championships 2020 - Rnd 3 @ Donington Park National

EDlasia Formula 400 & G-Force MC Blue Haze GP

RACE 15 - SECTOR ANALYSIS



SECTOR 1 = FL to I1, SECTOR 2 = I1 to FL, DIFF = Difference To Personal Best Lap, P = Crossed Finish Line in Pit Lane, D = Time Disallowed

P13 57		Paul FISHER		Kawasaki ZXR400 -		
IDEAL LAP TIME : 1:22.190		BEST LAP TIME : 1:22.325		DIFFERENCE : 0.135		
LAP	SECTOR 1	SECTOR 2	LAP TIME	MPH	DIFF	TIME OF DAY
1 -		29.024	1:26.302	82.55	3.977	14:48:37.820
2 -	53.996	29.264	1:23.260	85.57	0.935	14:50:01.080
3 -	54.617	29.879	1:24.496	84.31	2.171	14:51:25.576
4 -	53.836	29.216	1:23.052 (3)	85.78	0.727	14:52:48.628
5 -	53.448	28.877	1:22.325 (1)	86.54		14:54:10.953
6 -	54.073	30.949	1:25.022	83.79	2.697	14:55:35.975
7 -	54.924	30.131	1:25.055	83.76	2.730	14:57:01.030
8 -	54.151	28.742	1:22.893 (2)	85.94	0.568	14:58:23.923

P14 70		Andrew BURSCOUGH		Yamaha YPVS 350 - Apollo/Merlin/Abbey/Martitanium		
IDEAL LAP TIME : 1:21.641		BEST LAP TIME : 1:23.135		DIFFERENCE : 1.494		
LAP	SECTOR 1	SECTOR 2	LAP TIME	MPH	DIFF	TIME OF DAY
1 -		28.594	1:24.606	84.20	1.471	14:48:36.124
2 -	53.175	30.364	1:23.539 (3)	85.28	0.404	14:49:59.663
3 -	54.815	29.189	1:24.004	84.81	0.869	14:51:23.667
4 -	54.539	30.221	1:24.760	84.05	1.625	14:52:48.427
5 -	53.882	29.253	1:23.135 (1)	85.69		14:54:11.562
6 -	53.860	30.745	1:24.605	84.21	1.470	14:55:36.167
7 -	54.513	29.993	1:24.506	84.30	1.371	14:57:00.673
8 -	53.047	30.404	1:23.451 (2)	85.37	0.316	14:58:24.124

P15 157 S		Geoff MOOK		Yamaha TZR 250 -		
IDEAL LAP TIME : 1:22.474		BEST LAP TIME : 1:22.690		DIFFERENCE : 0.216		
LAP	SECTOR 1	SECTOR 2	LAP TIME	MPH	DIFF	TIME OF DAY
1 -		29.576	1:26.687	82.18	3.997	14:48:38.205
2 -	53.115	29.575	1:22.690 (1)	86.16		14:50:00.895
3 -	54.115	30.547	1:24.662	84.15	1.972	14:51:25.557
4 -	54.820	29.762	1:24.582	84.23	1.892	14:52:50.139
5 -	53.844	29.359	1:23.203 (2)	85.62	0.513	14:54:13.342
6 -	53.257	30.864	1:24.121	84.69	1.431	14:55:37.463
7 -	53.930	30.258	1:24.188	84.62	1.498	14:57:01.651
8 -	53.821	29.403	1:23.224 (3)	85.60	0.534	14:58:24.875

P16 90 S		Steve RAPA		Honda RVF400 TOOTHLESS - David Simon Tuning		
IDEAL LAP TIME : 1:22.490		BEST LAP TIME : 1:22.624		DIFFERENCE : 0.134		
LAP	SECTOR 1	SECTOR 2	LAP TIME	MPH	DIFF	TIME OF DAY
1 -		29.487	1:26.466	82.39	3.842	14:48:37.984
2 -	53.083	29.541	1:22.624 (1)	86.22		14:50:00.608
3 -	54.156	30.138	1:24.294	84.52	1.670	14:51:24.902
4 -	54.727	30.266	1:24.993	83.82	2.369	14:52:49.895
5 -	53.814	29.410	1:23.224 (2)	85.60	0.600	14:54:13.119
6 -	54.074	30.516	1:24.590	84.22	1.966	14:55:37.709
7 -	54.689	29.699	1:24.388	84.42	1.764	14:57:02.097
8 -	54.424	29.407	1:23.831 (3)	84.98	1.207	14:58:25.928

Weather / Track : Cloudy / Dry

Donington Park National
 Circuit Length = 1.9790 miles
 Start: 14:47 Flag 14:57 End: 14:59

BMCR - MRO Championships 2020 - Rnd 3 @ Donington Park National

EDlasia Formula 400 & G-Force MC Blue Haze GP

RACE 15 - SECTOR ANALYSIS



SECTOR 1 = FL to I1, SECTOR 2 = I1 to FL, DIFF = Difference To Personal Best Lap, P = Crossed Finish Line in Pit Lane, D = Time Disallowed

P17 257 GP		Liam McCARTER		Yamaha TZ250 -		
IDEAL LAP TIME : 1:19.300		BEST LAP TIME : 1:19.470		DIFFERENCE : 0.170		
LAP	SECTOR 1	SECTOR 2	LAP TIME	MPH	DIFF	TIME OF DAY
1 -		27.993	2:02.823	58.00	43.353	14:49:14.341
2 -	51.307	28.163	1:19.470 (1)	89.65		14:50:33.811
3 -	52.196	28.367	1:20.563 (2)	88.43	1.093	14:51:54.374
4 -	52.502	28.526	1:21.028 (3)	87.92	1.558	14:53:15.402
5 -	52.777	28.977	1:21.754	87.14	2.284	14:54:37.156
6 -	52.816	29.015	1:21.831	87.06	2.361	14:55:58.987
7 -	52.749	28.818	1:21.567	87.34	2.097	14:57:20.554
8 -	52.870	28.918	1:21.788	87.11	2.318	14:58:42.342

P18 3 GP		Tom BARRETT		Honda RS250 - RGV Workshop		
IDEAL LAP TIME : 1:21.141		BEST LAP TIME : 1:21.480		DIFFERENCE : 0.339		
LAP	SECTOR 1	SECTOR 2	LAP TIME	MPH	DIFF	TIME OF DAY
1 -		28.993	2:05.468	56.78	43.988	14:49:16.986
2 -	53.225	29.117	1:22.342	86.52	0.862	14:50:39.328
3 -	53.070	28.972	1:22.042	86.84	0.562	14:52:01.370
4 -	53.068	28.740	1:21.808 (3)	87.08	0.328	14:53:23.178
5 -	53.388	28.960	1:22.348	86.51	0.868	14:54:45.526
6 -	53.416	28.737	1:22.153	86.72	0.673	14:56:07.679
7 -	52.714	28.766	1:21.480 (1)	87.44		14:57:29.159
8 -	52.404	29.185	1:21.589 (2)	87.32	0.109	14:58:50.748

P19 221 GP		Roger MARSH		Yamaha TZ250 A -		
IDEAL LAP TIME : 1:20.819		BEST LAP TIME : 1:20.943		DIFFERENCE : 0.124		
LAP	SECTOR 1	SECTOR 2	LAP TIME	MPH	DIFF	TIME OF DAY
1 -		29.230	2:07.489	55.88	46.546	14:49:19.007
2 -	54.606	28.612	1:23.218	85.61	2.275	14:50:42.225
3 -	52.399	28.544	1:20.943 (1)	88.02		14:52:03.168
4 -	52.806	28.423	1:21.229 (2)	87.71	0.286	14:53:24.397
5 -	52.795	28.859	1:21.654	87.25	0.711	14:54:46.051
6 -	53.107	28.899	1:22.006	86.87	1.063	14:56:08.057
7 -	52.583	28.843	1:21.426 (3)	87.49	0.483	14:57:29.483
8 -	52.396	29.131	1:21.527	87.38	0.584	14:58:51.010

P20 122 GP		Dave HARVIEK		Yamaha TZ250 4DP - NW Roofing London Ltd		
IDEAL LAP TIME : 1:21.699		BEST LAP TIME : 1:22.085		DIFFERENCE : 0.386		
LAP	SECTOR 1	SECTOR 2	LAP TIME	MPH	DIFF	TIME OF DAY
1 -		29.279	2:08.187	55.58	46.102	14:49:19.705
2 -	54.645	28.578	1:23.223	85.60	1.138	14:50:42.928
3 -	53.576	28.919	1:22.495	86.36	0.410	14:52:05.423
4 -	53.412	28.880	1:22.292	86.57	0.207	14:53:27.715
5 -	53.201	29.062	1:22.263 (3)	86.60	0.178	14:54:49.978
6 -	53.121	28.981	1:22.102 (2)	86.77	0.017	14:56:12.080
7 -	53.202	28.883	1:22.085 (1)	86.79		14:57:34.165
8 -	53.306	29.257	1:22.563	86.29	0.478	14:58:56.728

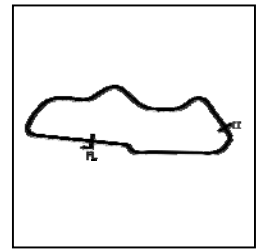
Weather / Track : Cloudy / Dry

Donington Park National
 Circuit Length = 1.9790 miles
 Start: 14:47 Flag 14:57 End: 14:59

BMCRC - MRO Championships 2020 - Rnd 3 @ Donington Park National

EDlasia Formula 400 & G-Force MC Blue Haze GP

RACE 15 - SECTOR ANALYSIS



SECTOR 1 = FL to I1, SECTOR 2 = I1 to FL, DIFF = Difference To Personal Best Lap, P = Crossed Finish Line in Pit Lane, D = Time Disallowed

P21 155 GP Roy CHAPMAN			Yamaha TZ350 - Self			
IDEAL LAP TIME : 1:21.991		BEST LAP TIME : 1:22.059		DIFFERENCE : 0.068		
LAP	SECTOR 1	SECTOR 2	LAP TIME	MPH	DIFF	TIME OF DAY
1 -		29.099	2:07.628	55.82	45.569	14:49:19.146
2 -	54.090	28.773	1:22.863	85.98	0.804	14:50:42.009
3 -	54.257	28.669	1:22.926	85.91	0.867	14:52:04.935
4 -	53.322	28.737	1:22.059 (1)	86.82		14:53:26.994
5 -	53.564	28.895	1:22.459 (2)	86.40	0.400	14:54:49.453
6 -	54.170	29.055	1:23.225	85.60	1.166	14:56:12.678
7 -	54.002	28.737	1:22.739 (3)	86.10	0.680	14:57:35.417
8 -	53.782	29.127	1:22.909	85.93	0.850	14:58:58.326

P22 111 GP Phil GUILLOU			Yamaha TZ250 - FCL Racing			
IDEAL LAP TIME : 1:21.097		BEST LAP TIME : 1:21.158		DIFFERENCE : 0.061		
LAP	SECTOR 1	SECTOR 2	LAP TIME	MPH	DIFF	TIME OF DAY
1 -		28.887	2:05.185	56.91	44.027	14:49:16.703
2 -	53.322	28.806	1:22.128	86.75	0.970	14:50:38.831
3 -	53.284	28.852	1:22.136	86.74	0.978	14:52:00.967
4 -	53.225	28.688	1:21.913 (3)	86.97	0.755	14:53:22.880
5 -	53.388	28.717	1:22.105	86.77	0.947	14:54:44.985
6 -	53.639	28.457	1:22.096	86.78	0.938	14:56:07.081
7 -	52.934	28.594	1:21.528 (2)	87.38	0.370	14:57:28.609
8 -	52.640	28.518	1:21.158 (1)	87.78		14:58:49.767

P23 2 GP Nick BEDFORD			Yamaha TZ350 - Banx Race Paint			
IDEAL LAP TIME : 1:25.187		BEST LAP TIME : 1:25.187		DIFFERENCE : 0.000		
LAP	SECTOR 1	SECTOR 2	LAP TIME	MPH	DIFF	TIME OF DAY
1 -		30.430	2:11.533	54.16	46.346	14:49:23.051
2 -	56.383	30.393	1:26.776	82.10	1.589	14:50:49.827
3 -	56.147	30.472	1:26.619	82.25	1.432	14:52:16.446
4 -	56.302	30.084	1:26.386	82.47	1.199	14:53:42.832
5 -	56.056	30.048	1:26.104 (2)	82.74	0.917	14:55:08.936
6 -	56.262	29.911	1:26.173 (3)	82.67	0.986	14:56:35.109
7 -	55.378	29.809	1:25.187 (1)	83.63		14:58:00.296

P24 174 GP David BOWLER			Yamaha TZ250 4DP -			
IDEAL LAP TIME : 1:25.065		BEST LAP TIME : 1:25.065		DIFFERENCE : 0.000		
LAP	SECTOR 1	SECTOR 2	LAP TIME	MPH	DIFF	TIME OF DAY
1 -		30.135	2:12.278	53.86	47.213	14:49:23.796
2 -	56.166	30.496	1:26.662	82.21	1.597	14:50:50.458
3 -	56.144	30.352	1:26.496	82.36	1.431	14:52:16.954
4 -	56.203	31.113	1:27.316	81.59	2.251	14:53:44.270
5 -	55.687	30.263	1:25.950 (3)	82.89	0.885	14:55:10.220
6 -	55.346	30.489	1:25.835 (2)	83.00	0.770	14:56:36.055
7 -	55.113	29.952	1:25.065 (1)	83.75		14:58:01.120

P25 132 GP Paul WHITING			Yamaha TZ250T - John Whiting			
IDEAL LAP TIME : 1:25.430		BEST LAP TIME : 1:25.430		DIFFERENCE : 0.000		
LAP	SECTOR 1	SECTOR 2	LAP TIME	MPH	DIFF	TIME OF DAY
1 -		30.685	2:10.978	54.39	45.548	14:49:22.496
2 -	57.256	31.114	1:28.370	80.62	2.940	14:50:50.866
3 -	55.998	30.178	1:26.176 (3)	82.67	0.746	14:52:17.042
4 -	56.111	30.194	1:26.305	82.55	0.875	14:53:43.347
5 -	55.803	30.219	1:26.022 (2)	82.82	0.592	14:55:09.369
6 -	56.213	30.523	1:26.736	82.14	1.306	14:56:36.105
7 -	55.421	30.009	1:25.430 (1)	83.39		14:58:01.535

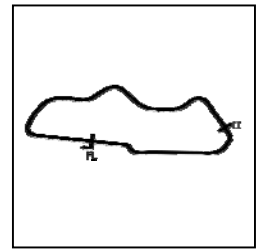
Weather / Track : Cloudy / Dry

Donington Park National
Circuit Length = 1.9790 miles
Start: 14:47 Flag 14:57 End: 14:59

BMCR - MRO Championships 2020 - Rnd 3 @ Donington Park National

EDlasia Formula 400 & G-Force MC Blue Haze GP

RACE 15 - SECTOR ANALYSIS



SECTOR 1 = FL to I1, SECTOR 2 = I1 to FL, DIFF = Difference To Personal Best Lap, P = Crossed Finish Line in Pit Lane, D = Time Disallowed

P26 42 GP		Sian BROOKS		Honda RS125 - Spyre Ltd		
IDEAL LAP TIME : 1:25.455		BEST LAP TIME : 1:25.455		DIFFERENCE : 0.000		
LAP	SECTOR 1	SECTOR 2	LAP TIME	MPH	DIFF	TIME OF DAY
1 -		30.905	2:13.206	53.48	47.751	14:49:24.724
2 -	55.825	31.012	1:26.837	82.04	1.382	14:50:51.561
3 -	55.596	30.389	1:25.985 (2)	82.85	0.530	14:52:17.546
4 -	56.095	30.432	1:26.527	82.34	1.072	14:53:44.073
5 -	55.581	31.288	1:26.869	82.01	1.414	14:55:10.942
6 -	55.440	30.862	1:26.302 (3)	82.55	0.847	14:56:37.244
7 -	55.131	30.324	1:25.455 (1)	83.37		14:58:02.699

P27 77 GP		Andrew GLASGOW		Yamaha TZ350 -		
IDEAL LAP TIME : 1:27.174		BEST LAP TIME : 1:27.347		DIFFERENCE : 0.173		
LAP	SECTOR 1	SECTOR 2	LAP TIME	MPH	DIFF	TIME OF DAY
1 -		31.448	2:20.858	50.58	53.511	14:49:32.376
2 -	57.462	30.578	1:28.040	80.92	0.693	14:51:00.416
3 -	57.717	31.265	1:28.982	80.06	1.635	14:52:29.398
4 -	56.771	30.576	1:27.347 (1)	81.56		14:53:56.745
5 -	57.048	30.923	1:27.971	80.98	0.624	14:55:24.716
6 -	56.883	30.478	1:27.361 (2)	81.55	0.014	14:56:52.077
7 -	56.696	30.712	1:27.408 (3)	81.51	0.061	14:58:19.485

P28 147 GP		John HANNAFORD		Yamaha TZ350D -		
IDEAL LAP TIME : 1:29.013		BEST LAP TIME : 1:29.304		DIFFERENCE : 0.291		
LAP	SECTOR 1	SECTOR 2	LAP TIME	MPH	DIFF	TIME OF DAY
1 -		31.552	2:18.560	51.41	49.256	14:49:30.078
2 -	58.616	30.688	1:29.304 (1)	79.77		14:50:59.382
3 -	58.325	31.881	1:30.206	78.98	0.902	14:52:29.588
4 -	58.610	31.348	1:29.958 (3)	79.19	0.654	14:53:59.546
5 -	58.639	30.923	1:29.562 (2)	79.54	0.258	14:55:29.108
6 -	58.548	31.418	1:29.966	79.19	0.662	14:56:59.074
7 -	59.691	31.303	1:30.994	78.29	1.690	14:58:30.068

P29 85		James ROBINSON		Kawasaki ZXR400 - claire palastanga ceramics		
IDEAL LAP TIME : 1:21.555		BEST LAP TIME : 1:22.099		DIFFERENCE : 0.544		
LAP	SECTOR 1	SECTOR 2	LAP TIME	MPH	DIFF	TIME OF DAY
1 -		28.579	1:23.859	84.95	1.760	14:48:35.377
2 -	53.299	29.093	1:22.392 (2)	86.47	0.293	14:49:57.769
3 -	53.629	28.884	1:22.513 (3)	86.34	0.414	14:51:20.282
4 -	54.450	29.183	1:23.633	85.18	1.534	14:52:43.915
5 -	52.976	29.123	1:22.099 (1)	86.78		14:54:06.014
6 -	53.381	31.907	1:25.288	83.53	3.189	14:55:31.302

P30 17 GP		David PATERSON		Honda RS 250 NX5 - Tuna Garage		
IDEAL LAP TIME : 1:30.846		BEST LAP TIME : 1:31.096		DIFFERENCE : 0.250		
LAP	SECTOR 1	SECTOR 2	LAP TIME	MPH	DIFF	TIME OF DAY
1 -		31.903	2:15.892	52.42	44.796	14:49:27.410
2 -	59.811	31.405	1:31.216 (2)	78.10	0.120	14:50:58.626
3 -	1:00.275	31.279	1:31.554 (3)	77.81	0.458	14:52:30.180
4 -	59.567	31.529	1:31.096 (1)	78.21		14:54:01.276
5 -	1:00.911	33.448	1:34.359	75.50	3.263	14:55:35.635
6 -	1:03.175	33.350	1:36.525	73.81	5.429	14:57:12.160

P31 81 GP		Scott GRANT		Yamaha TZ250 - Avbase Flight Group		
IDEAL LAP TIME :		BEST LAP TIME :		DIFFERENCE :		
LAP	SECTOR 1	SECTOR 2	LAP TIME	MPH	DIFF	TIME OF DAY
1 -		IN PIT	2:10.834 P	54.45		14:49:22.352

Weather / Track : Cloudy / Dry

Donington Park National
Circuit Length = 1.9790 miles
Start: 14:47 Flag 14:57 End: 14:59

BMCRC - MRO Championships 2020 - Rnd 3 @ Donington Park National

EDlasia Formula 400 & G-Force MC Blue Haze GP

RACE 15 - BEST SECTORS

SECTOR 1			SECTOR 2			IDEAL / BEST COMPARISON						
POS	NO	NAME	TIME	NO	NAME	TIME	POS	NO	NAME	IDEAL	BEST	DIFF
									PERFECT LAP	1:15.495		
1	8	ATKINSON	48.787	51	WHOLEY	26.708	1	8	ATKINSON	1:15.592	1:15.592	0.000
2	51	WHOLEY	49.211	8	ATKINSON	26.805	2	51	WHOLEY	1:15.919	1:16.083	0.164
3	45	THOMPSON	49.707	176	STAMPER	26.907	3	176	STAMPER	1:16.759	1:16.953	0.194
4	176	STAMPER	49.852	48	WELSH	27.196	4	16	WALLING	1:17.270	1:17.270	0.000
5	16	WALLING	50.052	16	WALLING	27.218	5	45	THOMPSON	1:17.274	1:17.818	0.544
6	191	SEATH	50.362	45	THOMPSON	27.567	6	48	WELSH	1:17.647	1:18.120	0.473
7	48	WELSH	50.451	191	SEATH	27.575	7	191	SEATH	1:17.937	1:18.211	0.274
8	257	McCARTER	51.307	257	McCARTER	27.993	8	257	McCARTER	1:19.300	1:19.470	0.170
9	221	MARSH	52.396	221	MARSH	28.423	9	221	MARSH	1:20.819	1:20.943	0.124
10	3	BARRETT	52.404	111	GUILLOU	28.457	10	111	GUILLOU	1:21.097	1:21.158	0.061
11	111	GUILLOU	52.640	122	HARVIEK	28.578	11	3	BARRETT	1:21.141	1:21.480	0.339
12	47	CLARK	52.715	85	ROBINSON	28.579	12	85	ROBINSON	1:21.555	1:22.099	0.544
13	52	JARMAN	52.923	70	BURSCOUGH	28.594	13	70	BURSCOUGH	1:21.641	1:23.135	1.494
14	117	HARRIS	52.928	155	CHAPMAN	28.669	14	122	HARVIEK	1:21.699	1:22.085	0.386
15	351	DIGBY-BAKER	52.943	3	BARRETT	28.737	15	47	CLARK	1:21.789	1:21.969	0.180
16	26	THOMPSON	52.961	57	FISHER	28.742	16	26	THOMPSON	1:21.795	1:21.795	0.000
17	85	ROBINSON	52.976	26	THOMPSON	28.834	17	52	JARMAN	1:21.840	1:21.975	0.135
18	70	BURSCOUGH	53.047	52	JARMAN	28.917	18	117	HARRIS	1:21.913	1:22.180	0.267
19	90	RAPA	53.083	117	HARRIS	28.985	19	155	CHAPMAN	1:21.991	1:22.059	0.068
20	157	MOOK	53.115	47	CLARK	29.074	20	351	DIGBY-BAKER	1:22.181	1:22.282	0.101
21	122	HARVIEK	53.121	351	DIGBY-BAKER	29.238	21	57	FISHER	1:22.190	1:22.325	0.135
22	155	CHAPMAN	53.322	157	MOOK	29.359	22	157	MOOK	1:22.474	1:22.690	0.216
23	57	FISHER	53.448	90	RAPA	29.407	23	90	RAPA	1:22.490	1:22.624	0.134
24	174	BOWLER	55.113	2	BEDFORD	29.809	24	174	BOWLER	1:25.065	1:25.065	0.000
25	42	BROOKS	55.131	174	BOWLER	29.952	25	2	BEDFORD	1:25.187	1:25.187	0.000
26	2	BEDFORD	55.378	132	WHITING	30.009	26	132	WHITING	1:25.430	1:25.430	0.000
27	132	WHITING	55.421	42	BROOKS	30.324	27	42	BROOKS	1:25.455	1:25.455	0.000
28	77	GLASGOW	56.696	77	GLASGOW	30.478	28	77	GLASGOW	1:27.174	1:27.347	0.173
29	147	HANNAFORD	58.325	147	HANNAFORD	30.688	29	147	HANNAFORD	1:29.013	1:29.304	0.291
30	17	PATERSON	59.567	17	PATERSON	31.279	30	17	PATERSON	1:30.846	1:31.096	0.250
31							31	81	GRANT			
32												
33												

Weather / Track : Cloudy / Dry

Results can be found at www.tsl-timing.com

Donington Park National
 Circuit Length = 1.9790 miles
 Start: 14:47 Flag 14:57 End: 14:59

Printed - 15:01 Sunday, 06 September 2020

BMCRC - MRO Championships 2020 - Rnd 3 @ Donington Park National

EDlasia Formula 400 & G-Force MC Blue Haze GP

RACE 15 - STATISTICS

Competitors Started 31
Planned Start 2020-09-06 @ 14:40:00.000
Actual Start 2020-09-06 @ 14:47:11.517
Finish Time 2020-09-06 @ 14:57:47.295
Track Length 1.9790mi.
Total Laps 231
Total Distance Covered 457.1645mi.

Session Fastest Lap History

NO	CL	NAME	LAP TIME	TIME OF DAY	LAP	VEHICLE
191		James SEATH	1:19.231	14:49:52.871	2	Kawasaki ZXR400 L9
48		Richie WELSH	1:18.875	14:49:53.088	2	Yamaha FZR 400 RRSP
8	GP	Phil ATKINSON	1:15.592	14:50:25.822	2	Yamaha TZ350

Session Leader History

NO	CL	NAME	FROM LAP	LAPS LED	DISTANCE	VEHICLE
191		James SEATH	1	2	3.92 miles	Kawasaki ZXR400 L9
48		Richie WELSH	3	2	3.95 miles	Yamaha FZR 400 RRSP
191		James SEATH	5	1	1.97 miles	Kawasaki ZXR400 L9
48		Richie WELSH	6	3	5.93 miles	Yamaha FZR 400 RRSP

Flag History

TYPE	TIME OF DAY
GREEN	14:47:11.517
FINISH	14:57:47.295

Flag Statistics

TYPE	COUNT	TOTAL LAPS	TOTAL TIME
Green	1	8	12:08.540
Red	0	0	0.000
Safety Car	0	0	0.000
FCY	0	0	0.000

BMCRC - MRO Championships 2020 - Rnd 3 @ Donington Park National

EDlasia Formula 400 & G-Force MC Blue Haze GP

RACE 15 - STATISTICS

CLASS :

9 Starters

Fastest Lap History

NO	NAME	LAP TIME	TIME OF DAY	LAP	VEHICLE
191	James SEATH	1:19.231	14:49:52.871	2	Kawasaki ZXR400 L9
48	Richie WELSH	1:18.875	14:49:53.088	2	Yamaha FZR 400 RRSP
48	Richie WELSH	1:18.120	14:51:11.209	3	Yamaha FZR 400 RRSP
45	Mark THOMPSON	1:17.818	14:52:30.085	4	Kawasaki ZXR400

Leader History

NO	NAME	FROM LAP	LAPS LED	DISTANCE	VEHICLE
191	James SEATH	1	2	3.92 miles	Kawasaki ZXR400 L9
48	Richie WELSH	3	2	3.95 miles	Yamaha FZR 400 RRSP
191	James SEATH	5	1	1.97 miles	Kawasaki ZXR400 L9
48	Richie WELSH	6	3	5.93 miles	Yamaha FZR 400 RRSP

Weather / Track : Cloudy / Dry

Results can be found at www.tsl-timing.com

Page 2 of 4

Donington Park National
Circuit Length = 1.9790 miles
Start: 14:47 Flag 14:57 End: 14:59

Printed - 15:02 Sunday, 06 September 2020

BMCRC - MRO Championships 2020 - Rnd 3 @ Donington Park National

EDlasia Formula 400 & G-Force MC Blue Haze GP

RACE 15 - STATISTICS

CLASS : S

4 Starters

Fastest Lap History

NO	NAME	LAP TIME	TIME OF DAY	LAP	VEHICLE
90	Steve RAPA	1:22.624	14:50:00.607	2	Honda RVF400 TOOTHLESS
117	Jordan HARRIS	1:22.570	14:51:24.585	3	Kawasaki ZXR400L
117	Jordan HARRIS	1:22.180	14:54:10.710	5	Kawasaki ZXR400L

Leader History

NO	NAME	FROM LAP	LAPS LED	DISTANCE	VEHICLE
90	Steve RAPA	1	2	3.92 miles	Honda RVF400 TOOTHLESS
117	Jordan HARRIS	3	6	11.87 miles	Kawasaki ZXR400L

BMCRC - MRO Championships 2020 - Rnd 3 @ Donington Park National

EDlasia Formula 400 & G-Force MC Blue Haze GP

RACE 15 - STATISTICS

CLASS : GP

18 Starters

Fastest Lap History

NO	NAME	LAP TIME	TIME OF DAY	LAP	VEHICLE
8	Phil ATKINSON	1:15.592	14:50:25.822	2	Yamaha TZ350

Leader History

NO	NAME	FROM LAP	LAPS LED	DISTANCE	VEHICLE
8	Phil ATKINSON	1	8	15.79 miles	Yamaha TZ350

BMCRC-MRO Championships 2019



**TEAM RESPRO MRO 600 / CLUBMAN
600 Supported by HM Quickshifter**

Donington Park National Circuit

5th / 6th September 2020



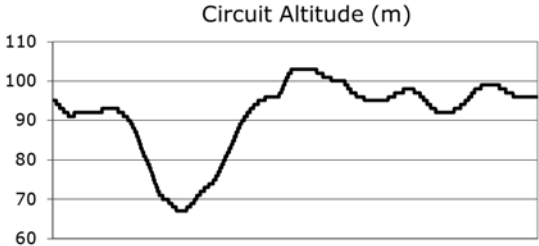
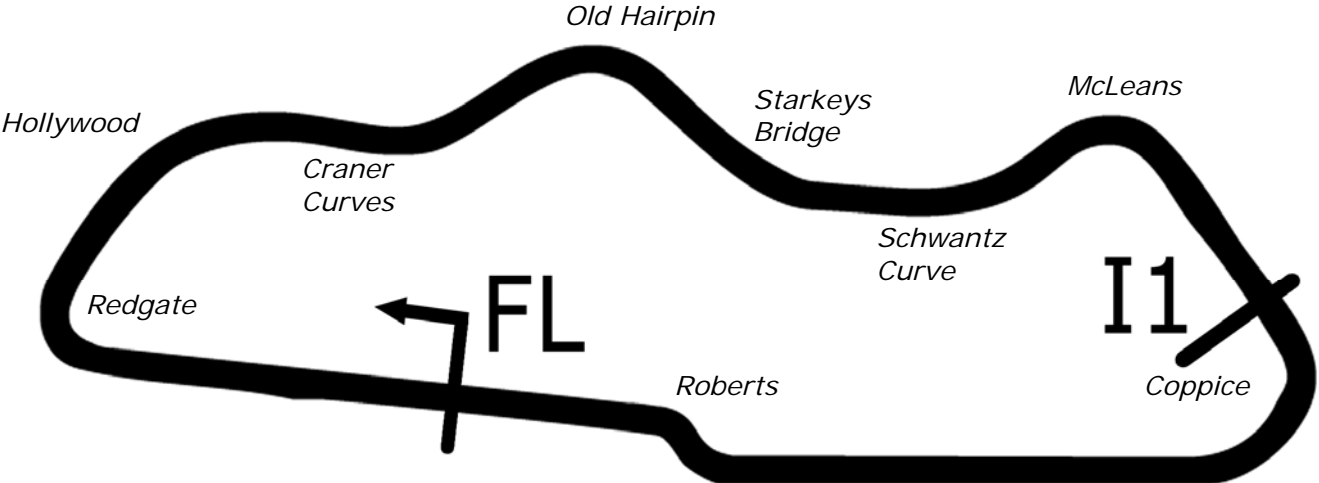
Results Provided by Timing Solutions Ltd
www.tsl-timing.com

Donington Park National



SPORTS TIMING

TIMING SOLUTIONS LTD



Length	1.9790 miles	3185.0 m	
FL		52.82971 N	1.37867 W
I1	2096m	52.82978 N	1.36508 W
Pit Entry	3100m	52.82951 N	1.37832 W
Pit Exit	229m after FL	52.82996 N	1.38205 W
Pit Entry–Pit Exit 256m, 15.3s @60kph, 11.5s @80kph			

All results available at www.tsl-timing.com

BMCRC - MRO Championships 2020 - Rnd 3 @ Donington Park National
Team Respro MRO 600 inc Clubman 600 & L&W Contractors Rookie 600
QUALIFYING - CLASSIFICATION



FOR THE **eEDGE**

CONTRACTORS LTD

POS	NO	CL	PIC NAME	ENTRY	TIME	ON	LAPS	GAP	DIFF	MPH
1	56		1 Michael MILLS	Yamaha R6 - A51 Racing, The Wokingham Bar Company	1:13.050	5	7			97.53
2	190		2 Glenn WALSH	Yamaha R6 - Walters Medical	1:13.666	4	7	0.616	0.616	96.71
3	188		3 Dawid KRAWIECKI	Yamaha R6 - Code Blue LTD & D A East Electrical	1:13.896	8	9	0.846	0.230	96.41
4	32		4 Carl PHILLIPS	Suzuki GSXR 600 - PRF Racing	1:14.112	6	9	1.062	0.216	96.13
5	84		5 Ben WOTTON	Triumph DAYTONA 675R - JAMES JACKSON RACING (1:14.138	6	9	1.088	0.026	96.09
6	7		6 Thomas BENSTED	Triumph DAYTONA 675R - Significant Debt Racing	1:14.598	9	9	1.548	0.460	95.50
7	36		7 Harry FOWLE	Triumph DAYTONA 675R - BER/ Steve Jordan Motorcycl	1:14.775	9	9	1.725	0.177	95.28
8	46		8 Harry ROWLINGS	Triumph GP2 GP2 EVO - BER/ Steve Jordan Motorcycles	1:14.813	5	9	1.763	0.038	95.23
9	27		9 Stuart WICKENS	MV Augusta F3 675 - Big Tone	1:15.897	4	9	2.847	1.084	93.87
10	111		10 Ryan FOLKES	Triumph DAYTONA 675 - Carl Harrison Motorcyle Servic	1:16.148	9	9	3.098	0.251	93.56
11	675		11 Samuel SMYTH	Triumph DAYTONA 675 -	1:16.301	4	6	3.251	0.153	93.37
12	818	C	1 Alex BARKER	Yamaha R6 - SS5 Construction LTD	1:16.329	6	9	3.279	0.028	93.34
13	3		12 Joey LAMBDEN	Yamaha R6 -	1:16.350	5	9	3.300	0.021	93.31
14	12	C	2 Cedric BLOCH	Kawasaki ZX6R - Brigit's Group & SDC Performance	1:16.661	6	9	3.611	0.311	92.93
15	100	C	3 Craig HOWTON	Kawasaki ZX6R - ME	1:16.794	7	9	3.744	0.133	92.77
16	696	R600	1 Jason MARIETTE	Yamaha YZF-R6 -	1:16.860	4	5	3.810	0.066	92.69
17	13		13 Doug EDMONDSON	Triumph DAYTONA - Stan Stephens Tuning	1:16.997	4	9	3.947	0.137	92.53
18	888		14 Hayden WOOD	Yamaha R6 -	1:17.092	8	8	4.042	0.095	92.41
19	173		15 Stephen DRAPER	Yamaha R6 -	1:17.176	6	9	4.126	0.084	92.31
20	79	R600	2 Philip STORROW	Kawasaki ZX6R -	1:17.569	4	6	4.519	0.393	91.84
21	59	C	4 Caiden WILKINSON	Yamaha R6 - RB Electrics	1:17.819	6	9	4.769	0.250	91.55
22	165	R600	3 Joshua HUMPHRIES	Yamaha R6 - GME Electrical Racing	1:17.883	9	9	4.833	0.064	91.47
23	118		16 Jim COYLE	Triumph DAYTONA 675R - Big Jim RIP	1:18.098	7	9	5.048	0.215	91.22
24	404	C	5 Tommy HEMPHILL	Yamaha R6 - None	1:18.549	6	8	5.499	0.451	90.70
25	263	C	6 James TUCKER	Triumph 675 -	1:18.598	5	9	5.548	0.049	90.64
26	132	R600	5 Mitchell GILBERT	Suzuki GSXR 600 -	1:18.698	6	9	5.648	0.100	90.53
27	624	C	7 Matthew FEDRICK	Yamaha R6 - Matthew Fedrick farriers ltd	1:18.780	6	8	5.730	0.082	90.43
28	37	C	8 Alexander LATHAM	Triumph DAYTONA - BR-8 / McCrash Racing	1:18.930	6	8	5.880	0.150	90.26
29	636	R600	6 Matthew MILLS	Kawasaki ZX6R -	1:18.996	6	8	5.946	0.066	90.18
30	4*	C	9 Tom VAUGHAN	Yamaha R6 - Go Racing Developments	1:19.040	6	9	5.990	0.044	90.13
31	99		17 Michael SIMMONS	Yamaha R6 - Westcountry Windings	1:19.064	6	9	6.014	0.024	90.11
32	50		18 Aditya Singh BEHAL	Yamaha YZF-R6 - Urban Nomads Racing	1:19.394	5	5	6.344	0.330	89.73
33	717	R600	7 Timothy WALSH	Triumph 675 - T P Walsh PHE	1:19.812	3	8	6.762	0.418	89.26
34	83		19 Talan SKEELS-PIGGINS	Yamaha R6 - Talan Racing	1:20.631	4	6	7.581	0.819	88.36
35	78*	R600	8 Scott FORBES-COWDRY	Yamaha R6 13S -	1:20.908	6	6	7.858	0.277	88.05
36	22	C	10 Toby TRUNDLE	Triumph Daytona 675 -	1:21.477	8	8	8.427	0.569	87.44
37	61	C	11 Adam SYMONDS	Yamaha R6 -	1:21.753	6	7	8.703	0.276	87.14
38	8	C	12 Dave SAUNDERS	Honda CBR600 -	1:22.454	5	9	9.404	0.701	86.40
39	19	C	13 Michael REGAN	Honda CBR600 - West Country Windings	1:22.478	9	9	9.428	0.024	86.38
40	68	R600	9 Aaron WRIGHT	Yamaha R6 -	1:22.653	2	8	9.603	0.175	86.19
41	93		20 James BLACKMORE	Suzuki GSXR600 - Gristwood and Tom's racing	1:23.187	5	7	10.137	0.534	85.64
42	18	R600	10 Stephen LANE	Yamaha R6 -	1:23.955	4	5	10.905	0.768	84.86
43	158	R600	11 Ben LOGAN	Kawasaki ZX6R -	1:24.261	2	5	11.211	0.306	84.55
44	445	R600	12 Matthew FINCH	Yamaha YZF-R6 -	1:25.536	3	9	12.486	1.275	83.29
45	72	R600	13 James HEMPHILL	Yamaha R6 5EB -	1:26.396	4	7	13.346	0.860	82.46
46	105	R600	14 Benjamin STONARD	Yamaha R6 -	1:27.103	6	6	14.053	0.707	81.79
47	96	C	14 Giovanni BELIOSSI	Honda CBR600RR - ASR Accident Storage Recovery	1:28.117	4	8	15.067	1.014	80.85
48	42	R600	15 Kai EVANS	Suzuki GSXR 600 - CBS Ltd	1:29.979	7	7	16.929	1.862	79.18

* Bike 78 - Poor signal from transponder. Please move to a more suitable location

* Bike 4 - Fastest lap removed - overtaking under yellow flag

Donington Park National
 Circuit Length = 1.9790 miles
 Start: 10:14 Flag 10:26 End: 10:27

Weather / Track : Cloudy / Dry

These results are provisional until the conclusion of any judicial and technical matters.

Clerk Of Course :	Steward :	Timekeeper :
-------------------	-----------	--------------

Results can be found at www.tsl-timing.com

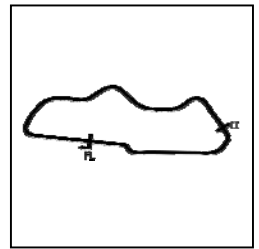
Printed - 10:29 Saturday, 05 September 2020



BMCRC - MRO Championships 2020 - Rnd 3 @ Donington Park National

Team Respro MRO 600 inc Clubman 600 & L&W Contractors Rookie 600

QUALIFYING - SECTOR ANALYSIS



SECTOR 1 = FL to I1, SECTOR 2 = I1 to FL, DIFF = Difference To Personal Best Lap, P = Crossed Finish Line in Pit Lane, D = Time Disallowed

P1 56		Michael MILLS		Yamaha R6 - A51 Racing, The Wokingham Bar Company			
IDEAL LAP TIME : 1:13.050		BEST LAP TIME : 1:13.050		DIFFERENCE : 0.000			
LAP	SECTOR 1	SECTOR 2	LAP TIME	MPH	DIFF	TIME OF DAY	
1 -	50.431	27.394	1:17.825	91.54	4.775	10:16:35.093	
2 -	48.620	26.094	1:14.714 (2)	95.35	1.664	10:17:49.807	
3 -	57.855	IN PIT	1:30.605 P	78.63	17.555	10:19:20.412	
4 -	OUTLAP	29.042	1:36.925	73.50	23.875	10:20:57.337	
5 -	47.302	25.748	1:13.050 (1)	97.53		10:22:10.387	
6 -	49.323	27.722	1:17.045 (3)	92.47	3.995	10:23:27.432	
7 -	50.163	IN PIT	1:19.396 P	89.73	6.346	10:24:46.828	

P2 190		Glenn WALSH		Yamaha R6 - Walters Medical			
IDEAL LAP TIME : 1:13.225		BEST LAP TIME : 1:13.666		DIFFERENCE : 0.441			
LAP	SECTOR 1	SECTOR 2	LAP TIME	MPH	DIFF	TIME OF DAY	
1 -	52.304	26.913	1:19.217	89.93	5.551	10:16:03.850	
2 -	49.065	26.909	1:15.974	93.77	2.308	10:17:19.824	
3 -	48.030	26.327	1:14.357 (3)	95.81	0.691	10:18:34.181	
4 -	47.457	26.209	1:13.666 (1)	96.71		10:19:47.847	
5 -	48.121	25.768	1:13.889 (2)	96.42	0.223	10:21:01.736	
6 -	50.564	26.009	1:16.573	93.04	2.907	10:22:18.309	
7 -	52.037	IN PIT	1:24.357 P	84.45	10.691	10:23:42.666	

P3 188		Dawid KRAWIECKI		Yamaha R6 - Code Blue LTD & D A East Electrical			
IDEAL LAP TIME : 1:13.853		BEST LAP TIME : 1:13.896		DIFFERENCE : 0.043			
LAP	SECTOR 1	SECTOR 2	LAP TIME	MPH	DIFF	TIME OF DAY	
1 -	51.346	26.485	1:17.831	91.53	3.935	10:17:04.088	
2 -	49.065	27.318	1:16.383	93.27	2.487	10:18:20.471	
3 -	48.615	26.153	1:14.768 (3)	95.28	0.872	10:19:35.239	
4 -	49.069	IN PIT	1:20.289 P	88.73	6.393	10:20:55.528	
5 -	OUTLAP	26.257	1:27.771	81.17	13.875	10:22:23.299	
6 -	49.841	27.537	1:17.378	92.07	3.482	10:23:40.677	
7 -	47.826	26.160	1:13.986 (2)	96.29	0.090	10:24:54.663	
8 -	47.869	26.027	1:13.896 (1)	96.41		10:26:08.559	
9 -	48.863	26.988	1:15.851	93.92	1.955	10:27:24.410	

P4 32		Carl PHILLIPS		Suzuki GSXR 600 - PRF Racing			
IDEAL LAP TIME : 1:14.112		BEST LAP TIME : 1:14.112		DIFFERENCE : 0.000			
LAP	SECTOR 1	SECTOR 2	LAP TIME	MPH	DIFF	TIME OF DAY	
1 -	54.061	27.374	1:21.435	87.48	7.323	10:16:29.142	
2 -	50.248	26.872	1:17.120	92.38	3.008	10:17:46.262	
3 -	54.377	26.824	1:21.201	87.74	7.089	10:19:07.463	
4 -	50.338	25.991	1:16.329	93.34	2.217	10:20:23.792	
5 -	48.554	25.806	1:14.360 (2)	95.81	0.248	10:21:38.152	
6 -	48.438	25.674	1:14.112 (1)	96.13		10:22:52.264	
7 -	49.305	26.053	1:15.358 (3)	94.54	1.246	10:24:07.622	
8 -	58.933	27.791	1:26.724	82.15	12.612	10:25:34.346	
9 -	51.361	27.545	1:18.906	90.29	4.794	10:26:53.252	

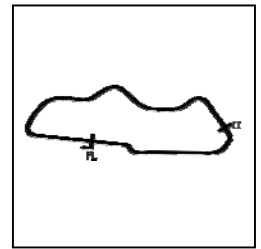
Weather / Track : Cloudy / Dry

Donington Park National
Circuit Length = 1.9790 miles
Start: 10:14 Flag 10:26 End: 10:27

BMCRC - MRO Championships 2020 - Rnd 3 @ Donington Park National

Team Respro MRO 600 inc Clubman 600 & L&W Contractors Rookie 600

QUALIFYING - SECTOR ANALYSIS



SECTOR 1 = FL to I1, SECTOR 2 = I1 to FL, DIFF = Difference To Personal Best Lap, P = Crossed Finish Line in Pit Lane, D = Time Disallowed

P5 84 Ben WOTTON		Triumph DAYTONA 675R - JAMES JACKSON RACING (JJR) T				
IDEAL LAP TIME : 1:13.419		BEST LAP TIME : 1:14.138		DIFFERENCE : 0.719		
LAP	SECTOR 1	SECTOR 2	LAP TIME	MPH	DIFF	TIME OF DAY
1 -	50.203	27.086	1:17.289	92.18	3.151	10:16:35.431
2 -	49.284	26.368	1:15.652	94.17	1.514	10:17:51.083
3 -	51.238	26.982	1:18.220	91.08	4.082	10:19:09.303
4 -	49.466	25.407	1:14.873	95.15	0.735	10:20:24.176
5 -	48.401	26.360	1:14.761 (3)	95.29	0.623	10:21:38.937
6 -	48.012	26.126	1:14.138 (1)	96.09		10:22:53.075
7 -	49.553	27.249	1:16.802	92.76	2.664	10:24:09.877
8 -	50.193	26.515	1:16.708	92.88	2.570	10:25:26.585
9 -	48.967	25.722	1:14.689 (2)	95.39	0.551	10:26:41.274

P6 7 Thomas BENSTED		Triumph DAYTONA 675R - Significant Debt Racing				
IDEAL LAP TIME : 1:14.587		BEST LAP TIME : 1:14.598		DIFFERENCE : 0.011		
LAP	SECTOR 1	SECTOR 2	LAP TIME	MPH	DIFF	TIME OF DAY
1 -	54.591	28.136	1:22.727	86.12	8.129	10:17:12.550
2 -	50.686	27.008	1:17.694	91.70	3.096	10:18:30.244
3 -	49.933	26.938	1:16.871	92.68	2.273	10:19:47.115
4 -	50.391	27.107	1:17.498	91.93	2.900	10:21:04.613
5 -	48.975	26.245	1:15.220 (2)	94.71	0.622	10:22:19.833
6 -	51.851	27.534	1:19.385	89.74	4.787	10:23:39.218
7 -	48.771	27.043	1:15.814 (3)	93.97	1.216	10:24:55.032
8 -	50.522	28.153	1:18.675	90.55	4.077	10:26:13.707
9 -	48.342	26.256	1:14.598 (1)	95.50		10:27:28.305

P7 36 Harry FOWLE		Triumph DAYTONA 675R - BER/ Steve Jordan Motorcycles				
IDEAL LAP TIME : 1:14.775		BEST LAP TIME : 1:14.775		DIFFERENCE : 0.000		
LAP	SECTOR 1	SECTOR 2	LAP TIME	MPH	DIFF	TIME OF DAY
1 -	53.503	27.450	1:20.953	88.00	6.178	10:16:21.659
2 -	52.408	27.926	1:20.334	88.68	5.559	10:17:41.993
3 -	50.804	26.653	1:17.457	91.98	2.682	10:18:59.450
4 -	49.023	26.791	1:15.814	93.97	1.039	10:20:15.264
5 -	49.265	26.456	1:15.721 (3)	94.09	0.946	10:21:30.985
6 -	48.718	26.759	1:15.477 (2)	94.39	0.702	10:22:46.462
7 -	49.741	28.955	1:18.696	90.53	3.921	10:24:05.158
8 -	50.816	26.605	1:17.421	92.02	2.646	10:25:22.579
9 -	48.527	26.248	1:14.775 (1)	95.28		10:26:37.354

P8 46 Harry ROWLINGS		Triumph GP2 GP2 EVO - BER/ Steve Jordan Motorcycles				
IDEAL LAP TIME : 1:14.813		BEST LAP TIME : 1:14.813		DIFFERENCE : 0.000		
LAP	SECTOR 1	SECTOR 2	LAP TIME	MPH	DIFF	TIME OF DAY
1 -	53.906	27.380	1:21.286	87.64	6.473	10:16:29.701
2 -	50.753	26.869	1:17.622	91.78	2.809	10:17:47.323
3 -	54.647	IN PIT	1:25.365 P	83.46	10.552	10:19:12.688
4 -	OUTLAP	27.246	1:34.411	75.46	19.598	10:20:47.099
5 -	48.673	26.140	1:14.813 (1)	95.23		10:22:01.912
6 -	50.452	27.266	1:17.718	91.67	2.905	10:23:19.630
7 -	49.144	26.645	1:15.789 (3)	94.00	0.976	10:24:35.419
8 -	49.100	26.214	1:15.314 (2)	94.59	0.501	10:25:50.733
9 -	49.184	26.671	1:15.855	93.92	1.042	10:27:06.588

Weather / Track : Cloudy / Dry

Donington Park National
Circuit Length = 1.9790 miles
Start: 10:14 Flag 10:26 End: 10:27

BMCRC - MRO Championships 2020 - Rnd 3 @ Donington Park National

Team Respro MRO 600 inc Clubman 600 & L&W Contractors Rookie 600

QUALIFYING - SECTOR ANALYSIS



SECTOR 1 = FL to I1, SECTOR 2 = I1 to FL, DIFF = Difference To Personal Best Lap, P = Crossed Finish Line in Pit Lane, D = Time Disallowed

P9 27		Stuart WICKENS		MV Augusta F3 675 - Big Tone			
IDEAL LAP TIME : 1:15.897		BEST LAP TIME : 1:15.897		DIFFERENCE : 0.000			
LAP	SECTOR 1	SECTOR 2	LAP TIME	MPH	DIFF	TIME OF DAY	
1 -	56.469	28.653	1:25.122	83.69	9.225	10:16:10.537	
2 -	51.867	26.844	1:18.711	90.51	2.814	10:17:29.248	
3 -	50.287	26.757	1:17.044	92.47	1.147	10:18:46.292	
4 -	49.347	26.550	1:15.897 (1)	93.87		10:20:02.189	
5 -	50.167	27.266	1:17.433	92.01	1.536	10:21:19.622	
6 -	49.800	26.997	1:16.797	92.77	0.900	10:22:36.419	
7 -	49.910	26.813	1:16.723 (2)	92.86	0.826	10:23:53.142	
8 -	50.171	26.562	1:16.733 (3)	92.84	0.836	10:25:09.875	
9 -	51.904	27.104	1:19.008	90.17	3.111	10:26:28.883	

P10 111		Ryan FOLKES		Triumph DAYTONA 675 - Carl Harrison Motorcycle Services			
IDEAL LAP TIME : 1:15.883		BEST LAP TIME : 1:16.148		DIFFERENCE : 0.265			
LAP	SECTOR 1	SECTOR 2	LAP TIME	MPH	DIFF	TIME OF DAY	
1 -	57.673	28.954	1:26.627	82.24	10.479	10:16:53.106	
2 -	52.145	27.522	1:19.667	89.43	3.519	10:18:12.773	
3 -	50.719	27.301	1:18.020	91.31	1.872	10:19:30.793	
4 -	50.429	27.956	1:18.385	90.89	2.237	10:20:49.178	
5 -	50.724	27.462	1:18.186	91.12	2.038	10:22:07.364	
6 -	49.450	27.388	1:16.838 (3)	92.72	0.690	10:23:24.202	
7 -	49.468	26.735	1:16.203 (2)	93.49	0.055	10:24:40.405	
8 -	51.457	26.710	1:18.167	91.14	2.019	10:25:58.572	
9 -	49.173	26.975	1:16.148 (1)	93.56		10:27:14.720	

P11 675		Samuel SMYTH		Triumph DAYTONA 675 -			
IDEAL LAP TIME : 1:16.117		BEST LAP TIME : 1:16.301		DIFFERENCE : 0.184			
LAP	SECTOR 1	SECTOR 2	LAP TIME	MPH	DIFF	TIME OF DAY	
1 -	54.612	28.517	1:23.129	85.70	6.828	10:17:23.928	
2 -	52.683	27.764	1:20.447	88.56	4.146	10:18:44.375	
3 -	50.667	26.872	1:17.539	91.88	1.238	10:20:01.914	
4 -	49.245	27.056	1:16.301 (1)	93.37		10:21:18.215	
5 -	49.756	27.228	1:16.984 (2)	92.54	0.683	10:22:35.199	
6 -	50.084	27.228	1:17.312 (3)	92.15	1.011	10:23:52.511	

P12 818 C		Alex BARKER		Yamaha R6 - SS5 Construction LTD			
IDEAL LAP TIME : 1:16.032		BEST LAP TIME : 1:16.329		DIFFERENCE : 0.297			
LAP	SECTOR 1	SECTOR 2	LAP TIME	MPH	DIFF	TIME OF DAY	
1 -	56.536	28.473	1:25.009	83.81	8.680	10:16:24.681	
2 -	51.985	27.430	1:19.415	89.71	3.086	10:17:44.096	
3 -	51.056	27.051	1:18.107	91.21	1.778	10:19:02.203	
4 -	50.161	26.703	1:16.864	92.69	0.535	10:20:19.067	
5 -	49.893	26.502	1:16.395 (3)	93.26	0.066	10:21:35.462	
6 -	49.916	26.413	1:16.329 (1)	93.34		10:22:51.791	
7 -	50.636	27.230	1:17.866	91.49	1.537	10:24:09.657	
8 -	51.549	26.940	1:18.489	90.77	2.160	10:25:28.146	
9 -	49.619	26.751	1:16.370 (2)	93.29	0.041	10:26:44.516	

Weather / Track : Cloudy / Dry

Donington Park National
Circuit Length = 1.9790 miles
Start: 10:14 Flag 10:26 End: 10:27

BMCRC - MRO Championships 2020 - Rnd 3 @ Donington Park National

Team Respro MRO 600 inc Clubman 600 & L&W Contractors Rookie 600

QUALIFYING - SECTOR ANALYSIS



SECTOR 1 = FL to I1, SECTOR 2 = I1 to FL, DIFF = Difference To Personal Best Lap, P = Crossed Finish Line in Pit Lane, D = Time Disallowed

P13 3		Joey LAMB DEN		Yamaha R6 -			
IDEAL LAP TIME : 1:16.215		BEST LAP TIME : 1:16.350		DIFFERENCE : 0.135			
LAP	SECTOR 1	SECTOR 2	LAP TIME	MPH	DIFF	TIME OF DAY	
1 -	54.837	28.470	1:23.307	85.52	6.957	10:16:20.750	
2 -	54.155	28.536	1:22.691	86.15	6.341	10:17:43.441	
3 -	51.330	27.130	1:18.460	90.80	2.110	10:19:01.901	
4 -	51.391	27.097	1:18.488	90.77	2.138	10:20:20.389	
5 -	49.561	26.789	1:16.350 (1)	93.31		10:21:36.739	
6 -	49.426	27.154	1:16.580 (2)	93.03	0.230	10:22:53.319	
7 -	50.924	27.352	1:18.276	91.01	1.926	10:24:11.595	
8 -	52.424	27.506	1:19.930	89.13	3.580	10:25:31.525	
9 -	49.848	27.608	1:17.456 (3)	91.98	1.106	10:26:48.981	

P14 12 C		Cedric BLOCH		Kawasaki ZX6R - Brigit's Group & SDC Performance			
IDEAL LAP TIME : 1:16.350		BEST LAP TIME : 1:16.661		DIFFERENCE : 0.311			
LAP	SECTOR 1	SECTOR 2	LAP TIME	MPH	DIFF	TIME OF DAY	
1 -	53.335	28.676	1:22.011	86.87	5.350	10:16:18.305	
2 -	54.072	27.568	1:21.640	87.26	4.979	10:17:39.945	
3 -	50.840	27.430	1:18.270	91.02	1.609	10:18:58.215	
4 -	49.635	27.820	1:17.455 (3)	91.98	0.794	10:20:15.670	
5 -	50.694	27.108	1:17.802	91.57	1.141	10:21:33.472	
6 -	49.846	26.815	1:16.661 (1)	92.93		10:22:50.133	
7 -	51.748	27.296	1:19.044	90.13	2.383	10:24:09.177	
8 -	50.473	26.715	1:17.188 (2)	92.30	0.527	10:25:26.365	
9 -	52.724	29.722	1:22.446	86.41	5.785	10:26:48.811	

P15 100 C		Craig HOWTON		Kawasaki ZX6R - ME			
IDEAL LAP TIME : 1:16.583		BEST LAP TIME : 1:16.794		DIFFERENCE : 0.211			
LAP	SECTOR 1	SECTOR 2	LAP TIME	MPH	DIFF	TIME OF DAY	
1 -	54.332	27.715	1:22.047	86.83	5.253	10:17:04.863	
2 -	51.429	27.313	1:18.742	90.48	1.948	10:18:23.605	
3 -	52.090	27.179	1:19.269	89.87	2.475	10:19:42.874	
4 -	51.148	26.982	1:18.130	91.18	1.336	10:21:01.004	
5 -	50.987	26.973	1:17.960 (3)	91.38	1.166	10:22:18.964	
6 -	52.546	28.005	1:20.551	88.44	3.757	10:23:39.515	
7 -	49.915	26.879	1:16.794 (1)	92.77		10:24:56.309	
8 -	51.599	26.970	1:18.569	90.68	1.775	10:26:14.878	
9 -	50.302	26.668	1:16.970 (2)	92.56	0.176	10:27:31.848	

P16 696 R600		Jason MARIETTE		Yamaha YZF-R6 -			
IDEAL LAP TIME : 1:16.860		BEST LAP TIME : 1:16.860		DIFFERENCE : 0.000			
LAP	SECTOR 1	SECTOR 2	LAP TIME	MPH	DIFF	TIME OF DAY	
1 -	54.439	28.112	1:22.551	86.30	5.691	10:16:03.865	
2 -	51.154	28.487	1:19.641 (3)	89.45	2.781	10:17:23.506	
3 -	50.408	27.266	1:17.674 (2)	91.72	0.814	10:18:41.180	
4 -	49.975	26.885	1:16.860 (1)	92.69		10:19:58.040	
5 -	50.479	IN PIT	1:21.674 P	87.23	4.814	10:21:19.714	

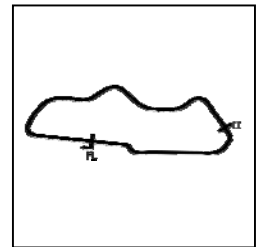
Weather / Track : Cloudy / Dry

Donington Park National
 Circuit Length = 1.9790 miles
 Start: 10:14 Flag 10:26 End: 10:27

BMCRC - MRO Championships 2020 - Rnd 3 @ Donington Park National

Team Respro MRO 600 inc Clubman 600 & L&W Contractors Rookie 600

QUALIFYING - SECTOR ANALYSIS



SECTOR 1 = FL to I1, SECTOR 2 = I1 to FL, DIFF = Difference To Personal Best Lap, P = Crossed Finish Line in Pit Lane, D = Time Disallowed

P17 13		Doug EDMONDSON		Triumph DAYTONA - Stan Stephens Tuning			
IDEAL LAP TIME : 1:16.997		BEST LAP TIME : 1:16.997		DIFFERENCE : 0.000			
LAP	SECTOR 1	SECTOR 2	LAP TIME	MPH	DIFF	TIME OF DAY	
1 -	54.126	28.224	1:22.350	86.51	5.353	10:16:05.811	
2 -	51.533	27.732	1:19.265	89.88	2.268	10:17:25.076	
3 -	51.858	27.777	1:19.635	89.46	2.638	10:18:44.711	
4 -	50.129	26.868	1:16.997 (1)	92.53		10:20:01.708	
5 -	50.667	27.149	1:17.816 (2)	91.55	0.819	10:21:19.524	
6 -	51.114	27.380	1:18.494	90.76	1.497	10:22:38.018	
7 -	50.732	27.729	1:18.461	90.80	1.464	10:23:56.479	
8 -	51.529	27.463	1:18.992	90.19	1.995	10:25:15.471	
9 -	51.169	27.171	1:18.340 (3)	90.94	1.343	10:26:33.811	

P18 888		Hayden WOOD		Yamaha R6 -			
IDEAL LAP TIME : 1:16.937		BEST LAP TIME : 1:17.092		DIFFERENCE : 0.155			
LAP	SECTOR 1	SECTOR 2	LAP TIME	MPH	DIFF	TIME OF DAY	
1 -	57.722	28.818	1:26.540	82.32	9.448	10:17:46.999	
2 -	56.723	28.810	1:25.533	83.29	8.441	10:19:12.532	
3 -	52.337	27.751	1:20.088	88.96	2.996	10:20:32.620	
4 -	51.546	27.373	1:18.919	90.27	1.827	10:21:51.539	
5 -	50.931	27.187	1:18.118 (3)	91.20	1.026	10:23:09.657	
6 -	50.959	26.928	1:17.887 (2)	91.47	0.795	10:24:27.544	
7 -	51.948	27.630	1:19.578	89.53	2.486	10:25:47.122	
8 -	50.009	27.083	1:17.092 (1)	92.41		10:27:04.214	

P19 173		Stephen DRAPER		Yamaha R6 -			
IDEAL LAP TIME : 1:16.698		BEST LAP TIME : 1:17.176		DIFFERENCE : 0.478			
LAP	SECTOR 1	SECTOR 2	LAP TIME	MPH	DIFF	TIME OF DAY	
1 -	56.091	29.342	1:25.433	83.39	8.257	10:16:58.829	
2 -	52.757	28.682	1:21.439	87.48	4.263	10:18:20.268	
3 -	51.466	28.576	1:20.042	89.01	2.866	10:19:40.310	
4 -	50.724	27.524	1:18.248	91.05	1.072	10:20:58.558	
5 -	49.971	27.532	1:17.503	91.92	0.327	10:22:16.061	
6 -	49.958	27.218	1:17.176 (1)	92.31		10:23:33.237	
7 -	50.554	27.161	1:17.715	91.67	0.539	10:24:50.952	
8 -	50.472	26.854	1:17.326 (2)	92.13	0.150	10:26:08.278	
9 -	49.844	27.497	1:17.341 (3)	92.11	0.165	10:27:25.619	

P20 79 R600		Philip STORROW		Kawasaki ZX6R -			
IDEAL LAP TIME : 1:17.400		BEST LAP TIME : 1:17.569		DIFFERENCE : 0.169			
LAP	SECTOR 1	SECTOR 2	LAP TIME	MPH	DIFF	TIME OF DAY	
1 -	OUTLAP	29.761	1:41.688	70.06	24.119	10:20:48.237	
2 -	53.230	27.391	1:20.621	88.37	3.052	10:22:08.858	
3 -	51.506	27.604	1:19.110 (3)	90.05	1.541	10:23:27.968	
4 -	50.438	27.131	1:17.569 (1)	91.84		10:24:45.537	
5 -	50.835	27.513	1:18.348 (2)	90.93	0.779	10:26:03.885	
6 -	52.534	26.962	1:19.496	89.62	1.927	10:27:23.381	

Weather / Track : Cloudy / Dry

Donington Park National
Circuit Length = 1.9790 miles
Start: 10:14 Flag 10:26 End: 10:27

BMCRC - MRO Championships 2020 - Rnd 3 @ Donington Park National

Team Respro MRO 600 inc Clubman 600 & L&W Contractors Rookie 600

QUALIFYING - SECTOR ANALYSIS



SECTOR 1 = FL to I1, SECTOR 2 = I1 to FL, DIFF = Difference To Personal Best Lap, P = Crossed Finish Line in Pit Lane, D = Time Disallowed

P21 59 C		Caiden WILKINSON		Yamaha R6 - RB Electrics			
IDEAL LAP TIME : 1:17.409		BEST LAP TIME : 1:17.819		DIFFERENCE : 0.410			
LAP	SECTOR 1	SECTOR 2	LAP TIME	MPH	DIFF	TIME OF DAY	
1 -	1:00.000	29.560	1:29.560	79.55	11.741	10:16:13.657	
2 -	53.299	27.989	1:21.288	87.64	3.469	10:17:34.945	
3 -	52.069	28.113	1:20.182	88.85	2.363	10:18:55.127	
4 -	51.935	27.742	1:19.677	89.41	1.858	10:20:14.804	
5 -	50.777	27.349	1:18.126 (3)	91.19	0.307	10:21:32.930	
6 -	50.878	26.941	1:17.819 (1)	91.55		10:22:50.749	
7 -	52.682	27.973	1:20.655	88.33	2.836	10:24:11.404	
8 -	52.354	27.783	1:20.137	88.90	2.318	10:25:31.541	
9 -	50.468	27.490	1:17.958 (2)	91.39	0.139	10:26:49.499	

P22 165 R600		Joshua HUMPHRIES		Yamaha R6 - GME Electrical Racing			
IDEAL LAP TIME : 1:17.659		BEST LAP TIME : 1:17.883		DIFFERENCE : 0.224			
LAP	SECTOR 1	SECTOR 2	LAP TIME	MPH	DIFF	TIME OF DAY	
1 -	55.241	28.314	1:23.555	85.26	5.672	10:16:33.513	
2 -	51.887	27.588	1:19.475	89.64	1.592	10:17:52.988	
3 -	52.486	29.673	1:22.159	86.71	4.276	10:19:15.147	
4 -	57.371	30.014	1:27.385	81.53	9.502	10:20:42.532	
5 -	50.857	27.329	1:18.186 (2)	91.12	0.303	10:22:00.718	
6 -	52.647	27.771	1:20.418	88.59	2.535	10:23:21.136	
7 -	50.820	27.532	1:18.352 (3)	90.93	0.469	10:24:39.488	
8 -	52.927	27.322	1:20.249	88.78	2.366	10:25:59.737	
9 -	50.337	27.546	1:17.883 (1)	91.47		10:27:17.620	

P23 118		Jim COYLE		Triumph DAYTONA 675R - Big Jim RIP			
IDEAL LAP TIME : 1:17.990		BEST LAP TIME : 1:18.098		DIFFERENCE : 0.108			
LAP	SECTOR 1	SECTOR 2	LAP TIME	MPH	DIFF	TIME OF DAY	
1 -	57.060	28.778	1:25.838	83.00	7.740	10:16:24.096	
2 -	54.362	28.795	1:23.157	85.67	5.059	10:17:47.253	
3 -	56.104	28.144	1:24.248	84.56	6.150	10:19:11.501	
4 -	52.939	27.500	1:20.439	88.57	2.341	10:20:31.940	
5 -	51.185	27.641	1:18.826 (3)	90.38	0.728	10:21:50.766	
6 -	50.924	27.196	1:18.120 (2)	91.20	0.022	10:23:08.886	
7 -	50.794	27.304	1:18.098 (1)	91.22		10:24:26.984	
8 -	53.087	28.153	1:21.240	87.69	3.142	10:25:48.224	
9 -	51.384	28.185	1:19.569	89.54	1.471	10:27:07.793	

P24 404 C		Tommy HEMPHILL		Yamaha R6 - None			
IDEAL LAP TIME : 1:18.269		BEST LAP TIME : 1:18.549		DIFFERENCE : 0.280			
LAP	SECTOR 1	SECTOR 2	LAP TIME	MPH	DIFF	TIME OF DAY	
1 -	59.819	29.548	1:29.367	79.72	10.818	10:17:44.987	
2 -	55.426	29.031	1:24.457	84.35	5.908	10:19:09.444	
3 -	52.159	28.267	1:20.426	88.58	1.877	10:20:29.870	
4 -	51.479	27.846	1:19.325	89.81	0.776	10:21:49.195	
5 -	51.410	27.450	1:18.860 (2)	90.34	0.311	10:23:08.055	
6 -	51.048	27.501	1:18.549 (1)	90.70		10:24:26.604	
7 -	52.592	28.200	1:20.792	88.18	2.243	10:25:47.396	
8 -	50.819	28.143	1:18.962 (3)	90.22	0.413	10:27:06.358	

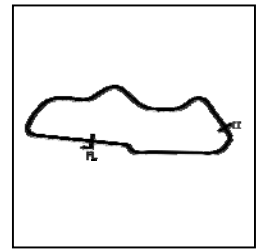
Weather / Track : Cloudy / Dry

Donington Park National
Circuit Length = 1.9790 miles
Start: 10:14 Flag 10:26 End: 10:27

BMCRC - MRO Championships 2020 - Rnd 3 @ Donington Park National

Team Respro MRO 600 inc Clubman 600 & L&W Contractors Rookie 600

QUALIFYING - SECTOR ANALYSIS



SECTOR 1 = FL to I1, SECTOR 2 = I1 to FL, DIFF = Difference To Personal Best Lap, P = Crossed Finish Line in Pit Lane, D = Time Disallowed

P25 263 C		James TUCKER		Triumph 675 -		
IDEAL LAP TIME : 1:18.540		BEST LAP TIME : 1:18.598		DIFFERENCE : 0.058		
LAP	SECTOR 1	SECTOR 2	LAP TIME	MPH	DIFF	TIME OF DAY
1 -	58.763	29.348	1:28.111	80.85	9.513	10:16:13.642
2 -	53.870	28.031	1:21.901	86.99	3.303	10:17:35.543
3 -	52.269	27.583	1:19.852	89.22	1.254	10:18:55.395
4 -	52.246	27.414	1:19.660 (3)	89.43	1.062	10:20:15.055
5 -	51.126	27.472	1:18.598 (1)	90.64		10:21:33.653
6 -	51.801	27.697	1:19.498 (2)	89.62	0.900	10:22:53.151
7 -	52.213	29.227	1:21.440	87.48	2.842	10:24:14.591
8 -	52.155	31.377	1:23.532	85.29	4.934	10:25:38.123
9 -	52.224	27.960	1:20.184	88.85	1.586	10:26:58.307

P26 132 R600		Mitchell GILBERT		Suzuki GSXR 600 -		
IDEAL LAP TIME : 1:18.062		BEST LAP TIME : 1:18.698		DIFFERENCE : 0.636		
LAP	SECTOR 1	SECTOR 2	LAP TIME	MPH	DIFF	TIME OF DAY
1 -	56.290	29.010	1:25.300	83.52	6.602	10:16:24.459
2 -	52.902	27.969	1:20.871	88.09	2.173	10:17:45.330
3 -	51.926	27.676	1:19.602	89.50	0.904	10:19:04.932
4 -	51.468	27.233	1:18.701 (2)	90.52	0.003	10:20:23.633
5 -	52.431	28.024	1:20.455	88.55	1.757	10:21:44.088
6 -	51.170	27.528	1:18.698 (1)	90.53		10:23:02.786
7 -	50.829	28.285	1:19.114	90.05	0.416	10:24:21.900
8 -	51.969	27.845	1:19.814	89.26	1.116	10:25:41.714
9 -	50.943	28.170	1:19.113 (3)	90.05	0.415	10:27:00.827

P27 624 C		Matthew FEDRICK		Yamaha R6 - Matthew Fedrick farriers ltd		
IDEAL LAP TIME : 1:18.593		BEST LAP TIME : 1:18.780		DIFFERENCE : 0.187		
LAP	SECTOR 1	SECTOR 2	LAP TIME	MPH	DIFF	TIME OF DAY
1 -	55.823	28.855	1:24.678	84.13	5.898	10:16:22.225
2 -	53.843	29.045	1:22.888	85.95	4.108	10:17:45.113
3 -	56.402	28.041	1:24.443	84.37	5.663	10:19:09.556
4 -	51.950	28.912	1:20.862	88.10	2.082	10:20:30.418
5 -	52.430	27.437	1:19.867 (3)	89.20	1.087	10:21:50.285
6 -	51.156	27.624	1:18.780 (1)	90.43		10:23:09.065
7 -	51.232	27.595	1:18.827 (2)	90.38	0.047	10:24:27.892
8 -	52.629	IN PIT	1:26.605 P	82.26	7.825	10:25:54.497

P28 37 C		Alexander LATHAM		Triumph DAYTONA - BR-8 / McCrash Racing		
IDEAL LAP TIME : 1:18.642		BEST LAP TIME : 1:18.930		DIFFERENCE : 0.288		
LAP	SECTOR 1	SECTOR 2	LAP TIME	MPH	DIFF	TIME OF DAY
1 -	57.746	29.662	1:27.408	81.51	8.478	10:17:12.301
2 -	55.079	28.111	1:23.190	85.64	4.260	10:18:35.491
3 -	51.969	27.630	1:19.599 (3)	89.50	0.669	10:19:55.090
4 -	52.032	27.618	1:19.650	89.44	0.720	10:21:14.740
5 -	51.902	28.723	1:20.625	88.36	1.695	10:22:35.365
6 -	51.194	27.736	1:18.930 (1)	90.26		10:23:54.295
7 -	53.054	27.448	1:20.502	88.50	1.572	10:25:14.797
8 -	51.519	27.704	1:19.223 (2)	89.93	0.293	10:26:34.020

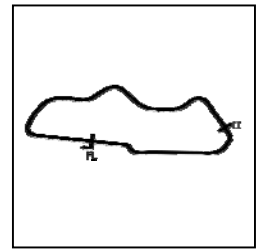
Weather / Track : Cloudy / Dry

Donington Park National
Circuit Length = 1.9790 miles
Start: 10:14 Flag 10:26 End: 10:27

BMCRC - MRO Championships 2020 - Rnd 3 @ Donington Park National

Team Respro MRO 600 inc Clubman 600 & L&W Contractors Rookie 600

QUALIFYING - SECTOR ANALYSIS



SECTOR 1 = FL to I1, SECTOR 2 = I1 to FL, DIFF = Difference To Personal Best Lap, P = Crossed Finish Line in Pit Lane, D = Time Disallowed

P29 636 R600 Matthew MILLS			Kawasaki ZX6R -			
IDEAL LAP TIME : 1:18.405		BEST LAP TIME : 1:18.996		DIFFERENCE : 0.591		
LAP	SECTOR 1	SECTOR 2	LAP TIME	MPH	DIFF	TIME OF DAY
1 -	59.436	29.813	1:29.249	79.82	10.253	10:17:38.460
2 -	53.247	28.392	1:21.639	87.27	2.643	10:19:00.099
3 -	53.180	28.623	1:21.803	87.09	2.807	10:20:21.902
4 -	52.511	28.303	1:20.814 (3)	88.16	1.818	10:21:42.716
5 -	52.214	28.789	1:21.003	87.95	2.007	10:23:03.719
6 -	50.583	28.413	1:18.996 (1)	90.18		10:24:22.715
7 -	55.302	27.822	1:23.124	85.71	4.128	10:25:45.839
8 -	52.036	28.376	1:20.412 (2)	88.60	1.416	10:27:06.251

P30 4 C Tom VAUGHAN			Yamaha R6 - Go Racing Developments			
IDEAL LAP TIME : 1:18.101		BEST LAP TIME : 1:19.040		DIFFERENCE : 0.939		
LAP	SECTOR 1	SECTOR 2	LAP TIME	MPH	DIFF	TIME OF DAY
1 -	56.946	28.045	1:24.991	83.82	5.951	10:16:23.159
2 -	53.474	28.783	1:22.257	86.61	3.217	10:17:45.416
3 -	57.397	27.913	1:25.310	83.51	6.270	10:19:10.726
4 -	51.619	27.692	1:19.311 (2)	89.83	0.271	10:20:30.037
5 -	51.942	27.376	1:19.318 (3)	89.82	0.278	10:21:49.355
6 -	51.675	27.365	1:19.040 (1)	90.13		10:23:08.395
7 -	51.075	27.026	1:18.101 D	91.22		10:24:26.496
8 -	52.797	28.302	1:21.099	87.85	2.059	10:25:47.595
9 -	51.872	29.268	1:21.140	87.80	2.100	10:27:08.735

P31 99 Michael SIMMONS			Yamaha R6 - Westcountry Windings			
IDEAL LAP TIME : 1:18.887		BEST LAP TIME : 1:19.064		DIFFERENCE : 0.177		
LAP	SECTOR 1	SECTOR 2	LAP TIME	MPH	DIFF	TIME OF DAY
1 -	55.969	28.204	1:24.173	84.64	5.109	10:16:08.485
2 -	52.265	27.834	1:20.099	88.94	1.035	10:17:28.584
3 -	52.078	27.665	1:19.743	89.34	0.679	10:18:48.327
4 -	51.742	27.659	1:19.401 (3)	89.72	0.337	10:20:07.728
5 -	51.512	27.618	1:19.130 (2)	90.03	0.066	10:21:26.858
6 -	51.459	27.605	1:19.064 (1)	90.11		10:22:45.922
7 -	51.640	28.390	1:20.030	89.02	0.966	10:24:05.952
8 -	52.423	27.428	1:19.851	89.22	0.787	10:25:25.803
9 -	51.684	27.854	1:19.538	89.57	0.474	10:26:45.341

P32 50 Aditya Singh BEHAL			Yamaha YZF-R6 - Urban Nomads Racing			
IDEAL LAP TIME : 1:18.049		BEST LAP TIME : 1:19.394		DIFFERENCE : 1.345		
LAP	SECTOR 1	SECTOR 2	LAP TIME	MPH	DIFF	TIME OF DAY
1 -	56.136	29.505	1:25.641	83.19	6.247	10:16:35.457
2 -	51.582	28.245	1:19.827 (2)	89.25	0.433	10:17:55.284
3 -	52.202	27.942	1:20.144 (3)	88.89	0.750	10:19:15.428
4 -	52.288	27.912	1:20.200	88.83	0.806	10:20:35.628
5 -	51.176	28.218	1:19.394 (1)	89.73		10:21:55.022

P33 717 R600 Timothy WALSH			Triumph 675 - T P Walsh PHE			
IDEAL LAP TIME : 1:19.626		BEST LAP TIME : 1:19.812		DIFFERENCE : 0.186		
LAP	SECTOR 1	SECTOR 2	LAP TIME	MPH	DIFF	TIME OF DAY
1 -	58.813	29.955	1:28.768	80.26	8.956	10:17:14.700
2 -	53.973	28.145	1:22.118	86.76	2.306	10:18:36.818
3 -	51.945	27.867	1:19.812 (1)	89.26		10:19:56.630
4 -	51.759	28.754	1:20.513 (2)	88.49	0.701	10:21:17.143
5 -	52.930	28.742	1:21.672	87.23	1.860	10:22:38.815
6 -	54.474	29.449	1:23.923	84.89	4.111	10:24:02.738
7 -	53.368	28.200	1:21.568 (3)	87.34	1.756	10:25:24.306
8 -	52.977	28.774	1:21.751	87.15	1.939	10:26:46.057

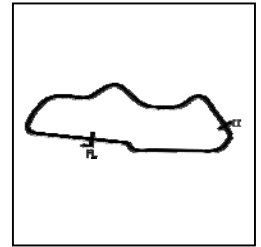
Weather / Track : Cloudy / Dry

Donington Park National
Circuit Length = 1.9790 miles
Start: 10:14 Flag 10:26 End: 10:27

BMCRC - MRO Championships 2020 - Rnd 3 @ Donington Park National

Team Respro MRO 600 inc Clubman 600 & L&W Contractors Rookie 600

QUALIFYING - SECTOR ANALYSIS



SECTOR 1 = FL to I1, SECTOR 2 = I1 to FL, DIFF = Difference To Personal Best Lap, P = Crossed Finish Line in Pit Lane, D = Time Disallowed

P34 83		Talan SKEELS-PIGGINS		Yamaha R6 - Talan Racing		
IDEAL LAP TIME : 1:20.631		BEST LAP TIME : 1:20.631		DIFFERENCE : 0.000		
LAP	SECTOR 1	SECTOR 2	LAP TIME	MPH	DIFF	TIME OF DAY
1 -	57.706	29.372	1:27.078	81.81	6.447	10:18:02.194
2 -	54.168	28.390	1:22.558 (3)	86.29	1.927	10:19:24.752
3 -	54.094	28.528	1:22.622	86.23	1.991	10:20:47.374
4 -	52.270	28.361	1:20.631 (1)	88.36		10:22:08.005
5 -	53.044	29.353	1:22.397 (2)	86.46	1.766	10:23:30.402
6 -	52.776	IN PIT	1:29.176 P	79.89	8.545	10:24:59.578

P35 78 R600		Scott FORBES-COWDRY		Yamaha R6 13S -		
IDEAL LAP TIME :		BEST LAP TIME : 1:20.908		DIFFERENCE :		
LAP	SECTOR 1	SECTOR 2	LAP TIME	MPH	DIFF	TIME OF DAY
1 -			1:49.326	65.16	28.418	10:20:38.644
2 -			1:21.141 (3)	87.80	0.233	10:21:59.785
3 -			1:22.473	86.38	1.565	10:23:22.258
4 -			1:21.042 (2)	87.91	0.134	10:24:43.300
5 -			1:23.096	85.73	2.188	10:26:06.396
6 -			1:20.908 (1)	88.05		10:27:27.304

P36 22 C		Toby TRUNDLE		Triumph Daytona 675 -		
IDEAL LAP TIME : 1:21.358		BEST LAP TIME : 1:21.477		DIFFERENCE : 0.119		
LAP	SECTOR 1	SECTOR 2	LAP TIME	MPH	DIFF	TIME OF DAY
1 -	1:00.723	30.574	1:31.297	78.03	9.820	10:17:46.258
2 -	56.901	29.017	1:25.918	82.92	4.441	10:19:12.176
3 -	54.747	28.564	1:23.311	85.51	1.834	10:20:35.487
4 -	54.212	28.530	1:22.742	86.10	1.265	10:21:58.229
5 -	53.878	28.181	1:22.059	86.82	0.582	10:23:20.288
6 -	53.513	28.122	1:21.635 (2)	87.27	0.158	10:24:41.923
7 -	53.797	27.994	1:21.791 (3)	87.10	0.314	10:26:03.714
8 -	53.364	28.113	1:21.477 (1)	87.44		10:27:25.191

P37 61 C		Adam SYMONDS		Yamaha R6 -		
IDEAL LAP TIME : 1:21.514		BEST LAP TIME : 1:21.753		DIFFERENCE : 0.239		
LAP	SECTOR 1	SECTOR 2	LAP TIME	MPH	DIFF	TIME OF DAY
1 -	58.198	30.362	1:28.560	80.44	6.807	10:18:08.571
2 -	54.688	29.167	1:23.855	84.96	2.102	10:19:32.426
3 -	54.129	28.782	1:22.911 (3)	85.93	1.158	10:20:55.337
4 -	53.935	28.681	1:22.616 (2)	86.23	0.863	10:22:17.953
5 -	54.971	29.028	1:23.999	84.81	2.246	10:23:41.952
6 -	52.833	28.920	1:21.753 (1)	87.14		10:25:03.705
7 -	55.894	28.968	1:24.862	83.95	3.109	10:26:28.567

P38 8 C		Dave SAUNDERS		Honda CBR600 -		
IDEAL LAP TIME : 1:21.895		BEST LAP TIME : 1:22.454		DIFFERENCE : 0.559		
LAP	SECTOR 1	SECTOR 2	LAP TIME	MPH	DIFF	TIME OF DAY
1 -	1:00.011	30.626	1:30.637	78.60	8.183	10:16:15.807
2 -	57.424	29.332	1:26.756	82.12	4.302	10:17:42.563
3 -	54.028	29.077	1:23.105 (3)	85.73	0.651	10:19:05.668
4 -	55.033	28.203	1:23.236	85.59	0.782	10:20:28.904
5 -	53.692	28.762	1:22.454 (1)	86.40		10:21:51.358
6 -	54.393	29.096	1:23.489	85.33	1.035	10:23:14.847
7 -	54.279	28.706	1:22.985 (2)	85.85	0.531	10:24:37.832
8 -	54.943	28.458	1:23.401	85.42	0.947	10:26:01.233
9 -	54.672	28.613	1:23.285	85.54	0.831	10:27:24.518

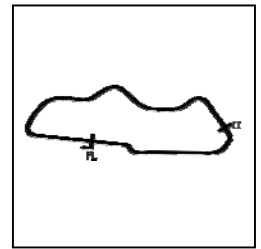
Weather / Track : Cloudy / Dry

Donington Park National
Circuit Length = 1.9790 miles
Start: 10:14 Flag 10:26 End: 10:27

BMCRC - MRO Championships 2020 - Rnd 3 @ Donington Park National

Team Respro MRO 600 inc Clubman 600 & L&W Contractors Rookie 600

QUALIFYING - SECTOR ANALYSIS



SECTOR 1 = FL to I1, SECTOR 2 = I1 to FL, DIFF = Difference To Personal Best Lap, P = Crossed Finish Line in Pit Lane, D = Time Disallowed

P39 19 C		Michael REGAN		Honda CBR600 - West Country Windings		
IDEAL LAP TIME : 1:22.353		BEST LAP TIME : 1:22.478		DIFFERENCE : 0.125		
LAP	SECTOR 1	SECTOR 2	LAP TIME	MPH	DIFF	TIME OF DAY
1 -	59.641	30.385	1:30.026	79.13	7.548	10:16:29.472
2 -	55.295	29.312	1:24.607	84.20	2.129	10:17:54.079
3 -	55.772	28.865	1:24.637	84.17	2.159	10:19:18.716
4 -	55.740	29.225	1:24.965	83.85	2.487	10:20:43.681
5 -	54.188	29.677	1:23.865	84.95	1.387	10:22:07.546
6 -	54.433	29.618	1:24.051	84.76	1.573	10:23:31.597
7 -	54.130	29.617	1:23.747 (2)	85.07	1.269	10:24:55.344
8 -	55.266	28.541	1:23.807 (3)	85.01	1.329	10:26:19.151
9 -	53.812	28.666	1:22.478 (1)	86.38		10:27:41.629

P40 68 R600		Aaron WRIGHT		Yamaha R6 -		
IDEAL LAP TIME : 1:22.502		BEST LAP TIME : 1:22.653		DIFFERENCE : 0.151		
LAP	SECTOR 1	SECTOR 2	LAP TIME	MPH	DIFF	TIME OF DAY
1 -	57.234	30.759	1:27.993	80.96	5.340	10:17:23.456
2 -	53.854	28.799	1:22.653 (1)	86.19		10:18:46.109
3 -	54.278	28.780	1:23.058 (2)	85.77	0.405	10:20:09.167
4 -	54.473	29.001	1:23.474 (3)	85.35	0.821	10:21:32.641
5 -	55.417	30.070	1:25.487	83.34	2.834	10:22:58.128
6 -	53.722	30.168	1:23.890	84.92	1.237	10:24:22.018
7 -	57.643	30.194	1:27.837	81.11	5.184	10:25:49.855
8 -	54.898	30.513	1:25.411	83.41	2.758	10:27:15.266

P41 93		James BLACKMORE		Suzuki GSXR600 - Gristwood and Tom's racing		
IDEAL LAP TIME : 1:22.240		BEST LAP TIME : 1:23.187		DIFFERENCE : 0.947		
LAP	SECTOR 1	SECTOR 2	LAP TIME	MPH	DIFF	TIME OF DAY
1 -	1:00.659	31.187	1:31.846	77.57	8.659	10:16:15.580
2 -	57.794	30.246	1:28.040	80.92	4.853	10:17:43.620
3 -	56.330	29.456	1:25.786 (3)	83.05	2.599	10:19:09.406
4 -	55.206	29.168	1:24.374 (2)	84.44	1.187	10:20:33.780
5 -	54.359	28.828	1:23.187 (1)	85.64		10:21:56.967
6 -	53.412	IN PIT	2:27.173 P	48.40	1:03.986	10:24:24.140
7 -	OUTLAP	33.960	2:10.210	54.71	47.023	10:26:34.350

P42 18 R600		Stephen LANE		Yamaha R6 -		
IDEAL LAP TIME : 1:23.955		BEST LAP TIME : 1:23.955		DIFFERENCE : 0.000		
LAP	SECTOR 1	SECTOR 2	LAP TIME	MPH	DIFF	TIME OF DAY
1 -	OUTLAP	29.973	1:44.552	68.14	20.597	10:20:51.015
2 -	56.190	29.182	1:25.372 (2)	83.45	1.417	10:22:16.387
3 -	56.310	31.456	1:27.766	81.17	3.811	10:23:44.153
4 -	55.246	28.709	1:23.955 (1)	84.86		10:25:08.108
5 -	56.162	29.627	1:25.789 (3)	83.04	1.834	10:26:33.897

P43 158 R600		Ben LOGAN		Kawasaki ZX6R -		
IDEAL LAP TIME : 1:24.261		BEST LAP TIME : 1:24.261		DIFFERENCE : 0.000		
LAP	SECTOR 1	SECTOR 2	LAP TIME	MPH	DIFF	TIME OF DAY
1 -	57.756	30.080	1:27.836 (3)	81.11	3.575	10:16:27.165
2 -	54.550	29.711	1:24.261 (1)	84.55		10:17:51.426
3 -	56.937	31.330	1:28.267	80.71	4.006	10:19:19.693
4 -	56.892	30.695	1:27.587 (2)	81.34	3.326	10:20:47.280
5 -	56.006	IN PIT	1:31.176 P	78.14	6.915	10:22:18.456

Weather / Track : Cloudy / Dry

Donington Park National
Circuit Length = 1.9790 miles
Start: 10:14 Flag 10:26 End: 10:27

BMCRC - MRO Championships 2020 - Rnd 3 @ Donington Park National

Team Respro MRO 600 inc Clubman 600 & L&W Contractors Rookie 600

QUALIFYING - SECTOR ANALYSIS



SECTOR 1 = FL to I1, SECTOR 2 = I1 to FL, DIFF = Difference To Personal Best Lap, P = Crossed Finish Line in Pit Lane, D = Time Disallowed

P44 445 R600 Matthew FINCH			Yamaha YZF-R6 -			
IDEAL LAP TIME : 1:25.255		BEST LAP TIME : 1:25.536		DIFFERENCE : 0.281		
LAP	SECTOR 1	SECTOR 2	LAP TIME	MPH	DIFF	TIME OF DAY
1 -	59.085	31.397	1:30.482	78.74	4.946	10:16:12.979
2 -	56.407	30.474	1:26.881	82.00	1.345	10:17:39.860
3 -	56.084	29.452	1:25.536 (1)	83.29		10:19:05.396
4 -	55.803	30.602	1:26.405 (3)	82.45	0.869	10:20:31.801
5 -	55.983	30.135	1:26.118 (2)	82.73	0.582	10:21:57.919
6 -	56.915	30.859	1:27.774	81.17	2.238	10:23:25.693
7 -	57.072	31.836	1:28.908	80.13	3.372	10:24:54.601
8 -	56.241	31.572	1:27.813	81.13	2.277	10:26:22.414
9 -	56.047	30.721	1:26.768	82.11	1.232	10:27:49.182

P45 72 R600 James HEMPHILL			Yamaha R6 5EB -			
IDEAL LAP TIME : 1:26.114		BEST LAP TIME : 1:26.396		DIFFERENCE : 0.282		
LAP	SECTOR 1	SECTOR 2	LAP TIME	MPH	DIFF	TIME OF DAY
1 -	58.243	29.867	1:28.110	80.86	1.714	10:18:14.372
2 -	57.441	30.312	1:27.753 (3)	81.18	1.357	10:19:42.125
3 -	56.821	29.847	1:26.668 (2)	82.20	0.272	10:21:08.793
4 -	56.267	30.129	1:26.396 (1)	82.46		10:22:35.189
5 -	57.330	30.924	1:28.254	80.72	1.858	10:24:03.443
6 -	57.818	30.379	1:28.197	80.78	1.801	10:25:31.640
7 -	58.399	30.082	1:28.481	80.52	2.085	10:27:00.121

P46 105 R600 Benjamin STONARD			Yamaha R6 -			
IDEAL LAP TIME : 1:26.711		BEST LAP TIME : 1:27.103		DIFFERENCE : 0.392		
LAP	SECTOR 1	SECTOR 2	LAP TIME	MPH	DIFF	TIME OF DAY
1 -	OUTLAP	30.911	1:46.776	66.72	19.673	10:19:40.533
2 -	57.633	30.825	1:28.458 (3)	80.54	1.355	10:21:08.991
3 -	58.218	30.685	1:28.903	80.13	1.800	10:22:37.894
4 -	56.996	30.192	1:27.188 (2)	81.71	0.085	10:24:05.082
5 -	59.411	29.758	1:29.169	79.90	2.066	10:25:34.251
6 -	57.388	29.715	1:27.103 (1)	81.79		10:27:01.354

P47 96 C Giovanni BELIOSSI			Honda CBR600RR - ASR Accident Storage Recovery			
IDEAL LAP TIME : 1:27.338		BEST LAP TIME : 1:28.117		DIFFERENCE : 0.779		
LAP	SECTOR 1	SECTOR 2	LAP TIME	MPH	DIFF	TIME OF DAY
1 -	1:01.030	31.073	1:32.103	77.35	3.986	10:16:51.592
2 -	58.824	29.959	1:28.783 (3)	80.24	0.666	10:18:20.375
3 -	58.004	30.591	1:28.595 (2)	80.41	0.478	10:19:48.970
4 -	57.379	30.738	1:28.117 (1)	80.85		10:21:17.087
5 -	1:01.365	30.926	1:32.291	77.19	4.174	10:22:49.378
6 -	59.783	31.859	1:31.642	77.74	3.525	10:24:21.020
7 -	58.500	31.234	1:29.734	79.39	1.617	10:25:50.754
8 -	1:00.072	38.178	1:38.250	72.51	10.133	10:27:29.004

P48 42 R600 Kai EVANS			Suzuki GSXR 600 - CBS Ltd			
IDEAL LAP TIME : 1:29.543		BEST LAP TIME : 1:29.979		DIFFERENCE : 0.436		
LAP	SECTOR 1	SECTOR 2	LAP TIME	MPH	DIFF	TIME OF DAY
1 -	1:04.127	33.682	1:37.809	72.84	7.830	10:17:42.592
2 -	59.713	31.703	1:31.416 (3)	77.93	1.437	10:19:14.008
3 -	1:01.500	31.893	1:33.393	76.28	3.414	10:20:47.401
4 -	59.632	31.394	1:31.026 (2)	78.27	1.047	10:22:18.427
5 -	58.783	33.872	1:32.655	76.89	2.676	10:23:51.082
6 -	1:08.847	31.341	1:40.188	71.11	10.209	10:25:31.270
7 -	58.202	31.777	1:29.979 (1)	79.18		10:27:01.249

Weather / Track : Cloudy / Dry

Donington Park National
Circuit Length = 1.9790 miles
Start: 10:14 Flag 10:26 End: 10:27

BMCRC - MRO Championships 2020 - Rnd 3 @ Donington Park National

Team Respro MRO 600 inc Clubman 600 & L&W Contractors Rookie 600

QUALIFYING - BEST SECTORS

SECTOR 1				SECTOR 2				IDEAL / BEST COMPARISON				
POS	NO	NAME	TIME	NO	NAME	TIME	POS	NO	NAME	IDEAL	BEST	DIFF
									PERFECT LAP	1:12.709		
1	56	MILLS	47.302	84	WOTTON	25.407	1	56	MILLS	1:13.050	1:13.050	0.000
2	190	WALSH	47.457	32	PHILLIPS	25.674	2	190	WALSH	1:13.225	1:13.666	0.441
3	188	KRAWIECKI	47.826	56	MILLS	25.748	3	84	WOTTON	1:13.419	1:14.138	0.719
4	84	WOTTON	48.012	190	WALSH	25.768	4	188	KRAWIECKI	1:13.853	1:13.896	0.043
5	7	BENSTED	48.342	188	KRAWIECKI	26.027	5	32	PHILLIPS	1:14.112	1:14.112	0.000
6	32	PHILLIPS	48.438	46	ROWLINGS	26.140	6	7	BENSTED	1:14.587	1:14.598	0.011
7	36	FOWLE	48.527	7	BENSTED	26.245	7	36	FOWLE	1:14.775	1:14.775	0.000
8	46	ROWLINGS	48.673	36	FOWLE	26.248	8	46	ROWLINGS	1:14.813	1:14.813	0.000
9	111	FOLKES	49.173	818	BARKER	26.413	9	111	FOLKES	1:15.883	1:16.148	0.265
10	675	SMYTH	49.245	27	WICKENS	26.550	10	27	WICKENS	1:15.897	1:15.897	0.000
11	27	WICKENS	49.347	100	HOWTON	26.668	11	818	BARKER	1:16.032	1:16.329	0.297
12	3	LAMBDEN	49.426	111	FOLKES	26.710	12	675	SMYTH	1:16.117	1:16.301	0.184
13	818	BARKER	49.619	12	BLOCH	26.715	13	3	LAMBDEN	1:16.215	1:16.350	0.135
14	12	BLOCH	49.635	3	LAMBDEN	26.789	14	12	BLOCH	1:16.350	1:16.661	0.311
15	173	DRAPER	49.844	173	DRAPER	26.854	15	100	HOWTON	1:16.583	1:16.794	0.211
16	100	HOWTON	49.915	13	EDMONDSON	26.868	16	173	DRAPER	1:16.698	1:17.176	0.478
17	696	MARIETTE	49.975	675	SMYTH	26.872	17	696	MARIETTE	1:16.860	1:16.860	0.000
18	888	WOOD	50.009	696	MARIETTE	26.885	18	888	WOOD	1:16.937	1:17.092	0.155
19	13	EDMONDSON	50.129	888	WOOD	26.928	19	13	EDMONDSON	1:16.997	1:16.997	0.000
20	50	BEHAL	50.137	59	WILKINSON	26.941	20	79	STORROW	1:17.400	1:17.569	0.169
21	165	HUMPHRIES	50.337	79	STORROW	26.962	21	59	WILKINSON	1:17.409	1:17.819	0.410
22	79	STORROW	50.438	4	VAUGHAN	27.026	22	165	HUMPHRIES	1:17.659	1:17.883	0.224
23	59	WILKINSON	50.468	118	COYLE	27.196	23	118	COYLE	1:17.990	1:18.098	0.108
24	636	MILLS	50.583	132	GILBERT	27.233	24	50	BEHAL	1:18.049	1:19.394	1.345
25	118	COYLE	50.794	165	HUMPHRIES	27.322	25	132	GILBERT	1:18.062	1:18.698	0.636
26	404	HEMPHILL	50.819	263	TUCKER	27.414	26	4	VAUGHAN	1:18.101	1:19.040	0.939
27	132	GILBERT	50.829	99	SIMMONS	27.428	27	404	HEMPHILL	1:18.269	1:18.549	0.280
28	4	VAUGHAN	51.075	624	FEDRICK	27.437	28	636	MILLS	1:18.405	1:18.996	0.591
29	263	TUCKER	51.126	37	LATHAM	27.448	29	263	TUCKER	1:18.540	1:18.598	0.058
30	624	FEDRICK	51.156	404	HEMPHILL	27.450	30	624	FEDRICK	1:18.593	1:18.780	0.187
31	37	LATHAM	51.194	636	MILLS	27.822	31	37	LATHAM	1:18.642	1:18.930	0.288
32	99	SIMMONS	51.459	717	WALSH	27.867	32	99	SIMMONS	1:18.887	1:19.064	0.177
33	717	WALSH	51.759	50	BEHAL	27.912	33	717	WALSH	1:19.626	1:19.812	0.186
34	83	SKEELS-PIGGINS	52.270	22	TRUNDLE	27.994	34	83	SKEELS-PIGGINS	1:20.631	1:20.631	0.000
35	61	SYMONDS	52.833	8	SAUNDERS	28.203	35	22	TRUNDLE	1:21.358	1:21.477	0.119
36	22	TRUNDLE	53.364	83	SKEELS-PIGGINS	28.361	36	61	SYMONDS	1:21.514	1:21.753	0.239
37	93	BLACKMORE	53.412	19	REGAN	28.541	37	8	SAUNDERS	1:21.895	1:22.454	0.559
38	8	SAUNDERS	53.692	61	SYMONDS	28.681	38	93	BLACKMORE	1:22.240	1:23.187	0.947
39	68	WRIGHT	53.722	18	LANE	28.709	39	19	REGAN	1:22.353	1:22.478	0.125
40	19	REGAN	53.812	68	WRIGHT	28.780	40	68	WRIGHT	1:22.502	1:22.653	0.151
41	158	LOGAN	54.550	93	BLACKMORE	28.828	41	18	LANE	1:23.955	1:23.955	0.000
42	18	LANE	55.246	445	FINCH	29.452	42	158	LOGAN	1:24.261	1:24.261	0.000
43	445	FINCH	55.803	158	LOGAN	29.711	43	445	FINCH	1:25.255	1:25.536	0.281
44	72	HEMPHILL	56.267	105	STONARD	29.715	44	72	HEMPHILL	1:26.114	1:26.396	0.282
45	105	STONARD	56.996	72	HEMPHILL	29.847	45	105	STONARD	1:26.711	1:27.103	0.392
46	96	BELIOSSI	57.379	96	BELIOSSI	29.959	46	96	BELIOSSI	1:27.338	1:28.117	0.779
47	42	EVANS	58.202	42	EVANS	31.341	47	42	EVANS	1:29.543	1:29.979	0.436
48							48	78	FORBES-COWDRY		1:20.908	

Weather / Track : Cloudy / Dry

Donington Park National
Circuit Length = 1.9790 miles
Start: 10:14 Flag 10:26 End: 10:27

Results can be found at www.tsl-timing.com

Printed - 10:30 Saturday, 05 September 2020

BMCRC - MRO Championships 2020 - Rnd 3 @ Donington Park National

Team Respro MRO 600 inc Clubman 600 & L&W Contractors Rookie 600

QUALIFYING - STATISTICS

Competitors Started 48
Planned Start 2020-09-05 @ 10:25:00.000
Actual Start 2020-09-05 @ 10:14:24.529
Finish Time 2020-09-05 @ 10:26:24.570
Track Length 1.9790mi.
Total Laps 380
Total Distance Covered 752.0455mi.

Session Fastest Lap History

NO	CL	NAME	LAP TIME	TIME OF DAY	LAP	VEHICLE
190		Glenn WALSH	1:19.217	10:16:03.902	1	Yamaha R6
56		Michael MILLS	1:17.825	10:16:35.094	1	Yamaha R6
84		Ben WOTTON	1:17.289	10:16:35.445	1	Triumph DAYTONA 675R
190		Glenn WALSH	1:15.974	10:17:19.846	2	Yamaha R6
56		Michael MILLS	1:14.714	10:17:49.808	2	Yamaha R6
190		Glenn WALSH	1:14.357	10:18:34.202	3	Yamaha R6
190		Glenn WALSH	1:13.666	10:19:47.868	4	Yamaha R6
56		Michael MILLS	1:13.050	10:22:10.387	5	Yamaha R6

Flag History

TYPE	TIME OF DAY
GREEN	10:14:24.529
FINISH	10:26:24.570

Flag Statistics

TYPE	COUNT	TOTAL LAPS	TOTAL TIME
Green	1	9	13:30.179
Red	0	0	0.000
Safety Car	0	0	0.000
FCY	0	0	0.000

BMCRC - MRO Championships 2020 - Rnd 3 @ Donington Park National

Team Respro MRO 600 inc Clubman 600 & L&W Contractors Rookie 600

QUALIFYING - STATISTICS

CLASS :

20 Starters

Fastest Lap History

NO	NAME	LAP TIME	TIME OF DAY	LAP	VEHICLE
190	Glenn WALSH	1:19.217	10:16:03.902	1	Yamaha R6
56	Michael MILLS	1:17.825	10:16:35.094	1	Yamaha R6
84	Ben WOTTON	1:17.289	10:16:35.445	1	Triumph DAYTONA 675R
190	Glenn WALSH	1:15.974	10:17:19.846	2	Yamaha R6
56	Michael MILLS	1:14.714	10:17:49.808	2	Yamaha R6
190	Glenn WALSH	1:14.357	10:18:34.202	3	Yamaha R6
190	Glenn WALSH	1:13.666	10:19:47.868	4	Yamaha R6
56	Michael MILLS	1:13.050	10:22:10.387	5	Yamaha R6

Weather / Track : Cloudy / Dry

Results can be found at www.tsl-timing.com

Page 2 of 4

Donington Park National
Circuit Length = 1.9790 miles
Start: 10:14 Flag 10:26 End: 10:27

Printed - 10:30 Saturday, 05 September 2020

BMCRC - MRO Championships 2020 - Rnd 3 @ Donington Park National

Team Respro MRO 600 inc Clubman 600 & L&W Contractors Rookie 600

QUALIFYING - STATISTICS

CLASS : C

14 Starters

Fastest Lap History

NO	NAME	LAP TIME	TIME OF DAY	LAP	VEHICLE
263	James TUCKER	1:28.111	10:16:13.662	1	Triumph 675
12	Cedric BLOCH	1:22.011	10:16:18.304	1	Kawazaki ZX6R
59	Caiden WILKINSON	1:21.288	10:17:34.959	2	Yamaha R6
818	Alex BARKER	1:19.415	10:17:44.111	2	Yamaha R6
100	Craig HOWTON	1:18.742	10:18:23.621	2	Kawasaki ZX6R
12	Cedric BLOCH	1:18.270	10:18:58.215	3	Kawazaki ZX6R
818	Alex BARKER	1:18.107	10:19:02.217	3	Yamaha R6
12	Cedric BLOCH	1:17.455	10:20:15.669	4	Kawazaki ZX6R
818	Alex BARKER	1:16.864	10:20:19.082	4	Yamaha R6
818	Alex BARKER	1:16.395	10:21:35.477	5	Yamaha R6
818	Alex BARKER	1:16.329	10:22:51.805	6	Yamaha R6

Weather / Track : Cloudy / Dry

Donington Park National
Circuit Length = 1.9790 miles
Start: 10:14 Flag 10:26 End: 10:27

BMCRC - MRO Championships 2020 - Rnd 3 @ Donington Park National

Team Respro MRO 600 inc Clubman 600 & L&W Contractors Rookie 600

QUALIFYING - STATISTICS

CLASS : R600

15 Starters

Fastest Lap History

NO	NAME	LAP TIME	TIME OF DAY	LAP	VEHICLE
696	Jason MARIETTE	1:22.551	10:16:03.865	1	Yamaha YZF-R6
696	Jason MARIETTE	1:19.641	10:17:23.506	2	Yamaha YZF-R6
165	Joshua HUMPHRIES	1:19.475	10:17:53.004	2	Yamaha R6
696	Jason MARIETTE	1:17.674	10:18:41.196	3	Yamaha YZF-R6
696	Jason MARIETTE	1:16.860	10:19:58.055	4	Yamaha YZF-R6

Weather / Track : Cloudy / Dry

Results can be found at www.tsl-timing.com

Page 4 of 4

Donington Park National
Circuit Length = 1.9790 miles
Start: 10:14 Flag 10:26 End: 10:27

Printed - 10:30 Saturday, 05 September 2020

BMCRC - MRO Championships 2020 - Rnd 3 @ Donington Park National

Team Respro MRO 600 inc Clubman 600

RACE 6 - GRID (8 Laps)



FOR THE EDGE



CONTRACTORS LTD

ROW 12	36	192	Daniel MOFFA	35	41	Louis VALLELEY	34	96	Giovanni BELIOSSI	1:28.117
ROW 11				33	93	James BLACKMORE	32	19	Michael REGAN	1:22.478
							31	8	Dave SAUNDERS	1:22.454
ROW 10	30	61	Adam SYMONDS	29	22	Toby TRUNDLE	28	83	Talan SKEELS-PIGGINS	1:20.631
ROW 9				27	50	Aditya Singh BEHAL	26	99	Michael SIMMONS	1:19.064
							25	4	Tom VAUGHAN	1:19.040
ROW 8	24	37	Alexander LATHAM	23	624	Matthew FEDRICK	22	263	James TUCKER	1:18.598
ROW 7				21	404	Tommy HEMPHILL	20	118	Jim COYLE	1:18.098
							19	59	Caiden WILKINSON	1:17.819
ROW 6	18	173	Stephen DRAPER	17	888	Hayden WOOD	16	13	Doug EDMONDSON	1:16.997
ROW 5				15	100	Craig HOWTON	14	12	Cedric BLOCH	1:16.661
							13	3	Joey LAMBDEN	1:16.350
ROW 4	12	818	Alex BARKER	11	675	Samuel SMYTH	10	111	Ryan FOLKES	1:16.148
ROW 3				9	27	Stuart WICKENS	8	46	Harry ROWLINGS	1:14.813
							7	36	Harry FOWLE	1:14.775
ROW 2	6	7	Thomas BENSTED	5	84	Ben WOTTON	4	32	Carl PHILLIPS	1:14.112
ROW 1				3	188	Dawid KRAWIECKI	2	190	Glenn WALSH	1:13.666
							1	56	Michael MILLS	1:13.050
										Pole

Donington Park National
Circuit Length = 1.9790 miles

These results are provisional until the conclusion of any judicial and technical matters.

Clerk Of Course :	Steward :	Timekeeper :
-------------------	-----------	--------------

Results can be found at www.tsl-timing.com

Printed - 10:31 Saturday, 05 September 2020



BMCRC - MRO Championships 2020 - Rnd 3 @ Donington Park National

Team Respro MRO 600 inc Clubman 600

RACE 6 - CLASSIFICATION



FOR THE EDGE

POS	NO	CL	PIC NAME	ENTRY	LAPS	TIME	GAP	DIFF	MPH	BEST	ON
1	32		1 Carl PHILLIPS	Suzuki GSXR 600 - PRF Racing	8	9:43.900			97.38	1:12.229	8
2	56		2 Michael MILLS	Yamaha R6 - A51 Racing, The Wokingham Bar Con	8	9:43.914	0.014	0.014	97.37	1:12.305	7
3	84		3 Ben WOTTON	Triumph DAYTONA 675R - JAMES JACKSON RAC	8	9:45.064	1.164	1.150	97.18	1:11.730	7
4	190		4 Glenn WALSH	Yamaha R6 - Walters Medical	8	9:45.236	1.336	0.172	97.15	1:11.956	5
5	188		5 Dawid KRAWIECKI	Yamaha R6 - Code Blue LTD & D A East Electrical	8	9:48.090	4.190	2.854	96.68	1:12.130	7
6	46		6 Harry ROWLINGS	Triumph GP2 GP2 EVO - BER/ Steve Jordan Motor	8	9:56.347	12.447	8.257	95.34	1:13.261	3
7	36		7 Harry FOWLE	Triumph DAYTONA 675R - BER/ Steve Jordan Motr	8	10:01.549	17.649	5.202	94.52	1:13.835	6
8	41*		8 Louis VALLELEY	Yamaha R6 - Team V	8	10:05.617	21.717	4.068	93.88	1:12.673	8
9	173		9 Stephen DRAPER	Yamaha R6 -	8	10:06.975	23.075	1.358	93.67	1:14.577	8
10	111		10 Ryan FOLKES	Triumph DAYTONA 675 - Carl Harrison Motorcyle	8	10:08.398	24.498	1.423	93.45	1:15.095	8
11	7	C	1 Thomas BENSTED	Triumph DAYTONA 675R - Significant Debt Racing	8	10:09.437	25.537	1.039	93.30	1:15.489	2
12	27		11 Stuart WICKENS	MV Augusta F3 675 - Big Tone	8	10:09.867	25.967	0.430	93.23	1:15.151	7
13	13		12 Doug EDMONDSON	Triumph DAYTONA - Stan Stephens Tuning	8	10:13.256	29.356	3.389	92.71	1:15.139	6
14	3		13 Joey LAMBDEN	Yamaha R6 -	8	10:13.497	29.597	0.241	92.68	1:15.302	7
15	818	C	2 Alex BARKER	Yamaha R6 - SS5 Construction LTD	8	10:13.860	29.960	0.363	92.62	1:15.546	5
16	100	C	3 Craig HOWTON	Kawasaki ZX6R - ME	8	10:19.189	35.289	5.329	91.83	1:15.963	4
17	888		14 Hayden WOOD	Yamaha R6 -	8	10:21.297	37.397	2.108	91.51	1:16.571	7
18	4	C	4 Tom VAUGHAN	Yamaha R6 - Go Racing Developments	8	10:27.394	43.494	6.097	90.62	1:16.114	8
19	59	C	5 Caiden WILKINSON	Yamaha R6 - RB Electrics	8	10:27.633	43.733	0.239	90.59	1:16.489	8
20	404	C	6 Tommy HEMPHILL	Yamaha R6 - None	8	10:37.273	53.373	9.640	89.22	1:18.450	2
21	263	C	7 James TUCKER	Triumph 675 -	8	10:37.532	53.632	0.259	89.18	1:17.869	8
22	624	C	8 Matthew FEDRICK	Yamaha R6 - Matthew Fedrick farriers ltd	8	10:37.783	53.883	0.251	89.15	1:18.452	4
23	118	C	9 Jim COYLE	Triumph DAYTONA 675R - Big Jim RIP	8	10:38.186	54.286	0.403	89.09	1:18.984	4
24	12	C	10 Cedric BLOCH	Kawazaki ZX6R - Brigit's Group & SDC Performanc	8	10:38.778	54.878	0.592	89.01	1:18.854	4
25	99		15 Michael SIMMONS	Yamaha R6 - Westcountry Windings	8	10:40.109	56.209	1.331	88.82	1:18.575	2
26	19	C	11 Michael REGAN	Honda CBR600 - West Country Windings	8	10:57.625	1:13.725	17.516	86.46	1:19.357	8
27	22	C	Toby TRUNDLE	Triumph Daytona 675 -	8	10:58.591	1:14.691	0.966	86.33	1:20.325	8
28	8	C	13 Dave SAUNDERS	Honda CBR600 -	8	10:59.452	1:15.552	0.861	86.22	1:20.222	7
29	61	C	14 Adam SYMONDS	Yamaha R6 -	8	10:59.932	1:16.032	0.480	86.16	1:20.374	8
30	93		16 James BLACKMORE	Suzuki GSXR600 - Gristwood and Tom's racing	7	9:50.883	1 Lap	1 Lap	84.17	1:21.157	7
31	96*	C	15 Giovanni BELIOSSI	Honda CBR600RR - ASR Accident Storage Recove	7	10:20.660	1 Lap	29.777	80.13	1:26.646	7

NOT CLASSIFIED

DNF	83		Talan SKEELS-PIGGINS	Yamaha R6 - Talan Racing	6	8:28.045	2 Laps	1 Lap	83.87	1:21.259	4
DNF	50		Aditya Singh BEHAL	Yamaha YZF-R6 - Urban Nomads Racing	0						

FASTEST LAP

	84		Ben WOTTON	Triumph DAYTONA 675R - JAMES JACKSON RAC	7	1:11.730			99.32 mph	159.84 kph	
	7	C	Thomas BENSTED	Triumph DAYTONA 675R - Significant Debt Racing	2	1:15.489			94.37 mph	151.88 kph	

* Bike 96 - Please fit a working transponder

* Bike 41 - 10 second penalty - yellow flag infringement

Class - 92.5% of Race Speed = 90.07 mph

Class C - 92.5% of Race Speed = 86.30 mph

Donington Park National

Circuit Length = 1.9790 miles

Start: 13:56 Flag 14:06 End: 14:07

Weather / Track : Cloudy / Dry

These results are provisional until the conclusion of any judicial and technical matters.

Clerk Of Course :	Steward :	Timekeeper :
-------------------	-----------	--------------

Results can be found at www.tsl-timing.com

Printed - 14:08 Saturday, 05 September 2020



BMCRC - MRO Championships 2020 - Rnd 3 @ Donington Park National

Team Respro MRO 600 inc Clubman 600

RACE 6 - LAP CHART

LAP 1 @ 13:57:44.047			LAP 2 @ 13:58:56.608			LAP 3 @ 14:00:08.924			LAP 4 @ 14:01:22.384			LAP 5 @ 14:02:34.798			LAP 6 @ 14:03:47.681			LAP 7 @ 14:04:59.986			LAP 8 @ 14:06:12.456		
NO	BEHIND	LAP TIME	NO	BEHIND	LAP TIME	NO	BEHIND	LAP TIME	NO	BEHIND	LAP TIME	NO	BEHIND	LAP TIME	NO	BEHIND	LAP TIME	NO	BEHIND	LAP TIME	NO	BEHIND	LAP TIME
56		1:15.491	32		1:12.350	32		1:13.460	56		1:12.883	56		1:12.883	32		1:12.229	32		1:12.229	32		1:12.229
32	0.211	1:15.702	56	0.311	1:12.872	56	0.019	1:13.110	56	0.188	1:12.546	56	0.014	1:12.484	56	0.014	1:12.484	56	0.014	1:12.484	56	0.014	1:12.484
188	1.004	1:16.495	188	0.844	1:12.401	188	0.305	1:12.603	188	0.282	1:12.505	188	1.164	1:12.927	188	1.336	1:12.194	188	4.190	1:15.174	188	4.190	1:15.174
84	2.370	1:17.861	190	3.107	1:13.178	84	2.080	1:12.048	84	1.282	1:12.505	84	1.164	1:12.927	84	1.336	1:12.194	84	4.190	1:15.174	84	4.190	1:15.174
190	2.490	1:17.981	84	3.208	1:13.399	190	2.407	1:12.103	190	1.808	1:12.742	190	1.808	1:12.742	190	1.336	1:12.194	190	4.190	1:15.174	190	4.190	1:15.174
46	2.862	1:18.353	46	3.757	1:13.456	46	5.137	1:13.895	46	5.137	1:13.895	46	5.137	1:13.895	46	5.137	1:13.895	46	5.137	1:13.895	46	5.137	1:13.895
7	3.870	1:19.361	7	6.798	1:15.489	41	10.148	1:13.493	41	10.148	1:13.493	41	10.340	1:12.723	41	10.340	1:12.723	41	10.340	1:12.723	41	10.340	1:12.723
36	4.550	1:20.041	36	7.108	1:15.119	36	10.892	1:14.650	36	10.892	1:14.650	36	13.480	1:13.835	36	13.480	1:13.835	36	13.480	1:13.835	36	13.480	1:13.835
111	4.639	1:20.130	111	7.183	1:15.105	111	12.505	1:15.246	111	12.505	1:15.246	111	18.103	1:14.791	111	18.103	1:14.791	111	18.103	1:14.791	111	18.103	1:14.791
818	5.659	1:21.150	41	8.421	1:14.192	7	12.996	1:15.827	7	12.996	1:15.827	7	18.908	1:15.682	7	18.908	1:15.682	7	18.908	1:15.682	7	18.908	1:15.682
27	5.884	1:21.375	27	9.076	1:15.753	173	13.811	1:14.820	173	13.811	1:14.820	173	20.408	1:15.347	173	20.408	1:15.347	173	20.408	1:15.347	173	20.408	1:15.347
13	6.459	1:21.950	173	9.232	1:15.319	27	14.909	1:15.818	27	14.909	1:15.818	27	22.497	1:15.660	27	22.497	1:15.660	27	22.497	1:15.660	27	22.497	1:15.660
173	6.474	1:21.965	818	10.045	1:16.947	818	16.164	1:15.790	818	16.164	1:15.790	818	22.748	1:16.335	818	22.748	1:16.335	818	22.748	1:16.335	818	22.748	1:16.335
41	6.790	1:22.281	13	10.661	1:16.763	3	16.422	1:15.722	3	16.422	1:15.722	3	27.385	1:18.440	3	27.385	1:18.440	3	27.385	1:18.440	3	27.385	1:18.440
3	7.467	1:22.958	3	10.898	1:15.992	100	17.772	1:15.963	100	17.772	1:15.963	100	27.983	1:18.574	100	27.983	1:18.574	100	27.983	1:18.574	100	27.983	1:18.574
100	7.489	1:22.980	100	11.449	1:16.521	888	20.562	1:17.205	888	20.562	1:17.205	888	27.983	1:18.574	888	27.983	1:18.574	888	27.983	1:18.574	888	27.983	1:18.574
888	7.971	1:23.462	888	12.335	1:16.925	59	26.468	1:17.684	59	26.468	1:17.684	59	27.983	1:18.574	59	27.983	1:18.574	59	27.983	1:18.574	59	27.983	1:18.574
118	8.177	1:23.668	118	14.920	1:19.304	118	26.297	1:18.984	118	26.297	1:18.984	118	27.983	1:18.574	118	27.983	1:18.574	118	27.983	1:18.574	118	27.983	1:18.574
404	9.498	1:24.989	404	15.387	1:18.450	4	27.385	1:18.440	4	27.385	1:18.440	4	27.983	1:18.574	4	27.983	1:18.574	4	27.983	1:18.574	4	27.983	1:18.574
12	9.527	1:25.018	12	15.828	1:18.862	118	27.297	1:18.984	118	27.297	1:18.984	118	27.983	1:18.574	118	27.983	1:18.574	118	27.983	1:18.574	118	27.983	1:18.574
624	9.899	1:25.390	4	15.850	1:17.995	4	27.385	1:18.440	4	27.385	1:18.440	4	27.983	1:18.574	4	27.983	1:18.574	4	27.983	1:18.574	4	27.983	1:18.574
59	10.315	1:25.806	624	16.185	1:18.847	4	27.385	1:18.440	4	27.385	1:18.440	4	27.983	1:18.574	4	27.983	1:18.574	4	27.983	1:18.574	4	27.983	1:18.574
4	10.416	1:25.907	59	16.620	1:18.866	4	27.385	1:18.440	4	27.385	1:18.440	4	27.983	1:18.574	4	27.983	1:18.574	4	27.983	1:18.574	4	27.983	1:18.574
99	11.137	1:26.628	99	17.151	1:18.575	4	27.385	1:18.440	4	27.385	1:18.440	4	27.983	1:18.574	4	27.983	1:18.574	4	27.983	1:18.574	4	27.983	1:18.574
263	11.475	1:26.966	263	17.594	1:18.680	4	27.385	1:18.440	4	27.385	1:18.440	4	27.983	1:18.574	4	27.983	1:18.574	4	27.983	1:18.574	4	27.983	1:18.574
22	13.519	1:29.010	19	23.296	1:22.008	4	27.385	1:18.440	4	27.385	1:18.440	4	27.983	1:18.574	4	27.983	1:18.574	4	27.983	1:18.574	4	27.983	1:18.574
19	13.849	1:29.340	22	23.296	1:22.008	4	27.385	1:18.440	4	27.385	1:18.440	4	27.983	1:18.574	4	27.983	1:18.574	4	27.983	1:18.574	4	27.983	1:18.574
83	14.384	1:29.875	83	23.296	1:22.008	4	27.385	1:18.440	4	27.385	1:18.440	4	27.983	1:18.574	4	27.983	1:18.574	4	27.983	1:18.574	4	27.983	1:18.574
8	14.649	1:30.140	93	23.296	1:22.008	4	27.385	1:18.440	4	27.385	1:18.440	4	27.983	1:18.574	4	27.983	1:18.574	4	27.983	1:18.574	4	27.983	1:18.574
61	15.287	1:30.778	93	23.296	1:22.008	4	27.385	1:18.440	4	27.385	1:18.440	4	27.983	1:18.574	4	27.983	1:18.574	4	27.983	1:18.574	4	27.983	1:18.574
93	17.248	1:32.739	93	23.296	1:22.008	4	27.385	1:18.440	4	27.385	1:18.440	4	27.983	1:18.574	4	27.983	1:18.574	4	27.983	1:18.574	4	27.983	1:18.574
96	18.563	1:34.054	96	23.296	1:22.008	4	27.385	1:18.440	4	27.385	1:18.440	4	27.983	1:18.574	4	27.983	1:18.574	4	27.983	1:18.574	4	27.983	1:18.574

Weather / Track : Cloudy / Dry

Donington Park National
Circuit Length = 1.9790 miles
Start: 13:56 Flag 14:06 End: 14:07

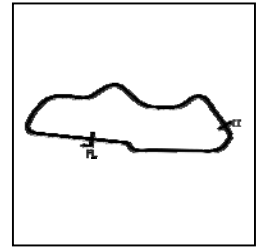
Results can be found at www.tsl-timing.com

Printed - 14:09 Saturday, 05 September 2020

BMCRC - MRO Championships 2020 - Rnd 3 @ Donington Park National

Team Respro MRO 600 inc Clubman 600

RACE 6 - SECTOR ANALYSIS



SECTOR 1 = FL to I1, SECTOR 2 = I1 to FL, DIFF = Difference To Personal Best Lap, P = Crossed Finish Line in Pit Lane, D = Time Disallowed

P1 32		Carl PHILLIPS		Suzuki GSXR 600 - PRF Racing		
IDEAL LAP TIME : 1:11.991		BEST LAP TIME : 1:12.229		DIFFERENCE : 0.238		
LAP	SECTOR 1	SECTOR 2	LAP TIME	MPH	DIFF	TIME OF DAY
1 -		25.469	1:15.702	94.11	3.473	13:57:44.258
2 -	46.919	25.431	1:12.350 (3)	98.47	0.121	13:58:56.608
3 -	46.872	25.444	1:12.316 (2)	98.52	0.087	14:00:08.924
4 -	47.794	25.666	1:13.460	96.98	1.231	14:01:22.384
5 -	47.282	25.657	1:12.939	97.67	0.710	14:02:35.323
6 -	47.007	25.539	1:12.546	98.20	0.317	14:03:47.869
7 -	46.790	25.568	1:12.358	98.46	0.129	14:05:00.227
8 -	46.560	25.669	1:12.229 (1)	98.63		14:06:12.456

P2 56		Michael MILLS		Yamaha R6 - A51 Racing, The Wokingham Bar Company		
IDEAL LAP TIME : 1:11.845		BEST LAP TIME : 1:12.305		DIFFERENCE : 0.460		
LAP	SECTOR 1	SECTOR 2	LAP TIME	MPH	DIFF	TIME OF DAY
1 -		25.825	1:15.491	94.37	3.186	13:57:44.047
2 -	46.731	26.141	1:12.872	97.76	0.567	13:58:56.919
3 -	46.717	25.657	1:12.374 (2)	98.44	0.069	14:00:09.293
4 -	47.186	25.924	1:13.110	97.45	0.805	14:01:22.403
5 -	46.893	25.502	1:12.395 (3)	98.41	0.090	14:02:34.798
6 -	47.177	25.706	1:12.883	97.75	0.578	14:03:47.681
7 -	46.626	25.679	1:12.305 (1)	98.53		14:04:59.986
8 -	46.343	26.141	1:12.484	98.29	0.179	14:06:12.470

P3 84		Ben WOTTON		Triumph DAYTONA 675R - JAMES JACKSON RACING (JJR) T		
IDEAL LAP TIME : 1:11.730		BEST LAP TIME : 1:11.730		DIFFERENCE : 0.000		
LAP	SECTOR 1	SECTOR 2	LAP TIME	MPH	DIFF	TIME OF DAY
1 -		26.095	1:17.861	91.50	6.131	13:57:46.417
2 -	47.787	25.612	1:13.399	97.06	1.669	13:58:59.816
3 -	47.070	25.530	1:12.600	98.13	0.870	14:00:12.416
4 -	46.706	25.342	1:12.048 (3)	98.88	0.318	14:01:24.464
5 -	46.568	25.426	1:11.994 (2)	98.96	0.264	14:02:36.458
6 -	46.954	25.551	1:12.505	98.26	0.775	14:03:48.963
7 -	46.394	25.336	1:11.730 (1)	99.32		14:05:00.693
8 -	47.266	25.661	1:12.927	97.69	1.197	14:06:13.620

P4 190		Glenn WALSH		Yamaha R6 - Walters Medical		
IDEAL LAP TIME : 1:11.743		BEST LAP TIME : 1:11.956		DIFFERENCE : 0.213		
LAP	SECTOR 1	SECTOR 2	LAP TIME	MPH	DIFF	TIME OF DAY
1 -		26.036	1:17.981	91.36	6.025	13:57:46.537
2 -	47.317	25.861	1:13.178	97.36	1.222	13:58:59.715
3 -	46.970	26.003	1:12.973	97.63	1.017	14:00:12.688
4 -	46.833	25.270	1:12.103 (2)	98.81	0.147	14:01:24.791
5 -	46.517	25.439	1:11.956 (1)	99.01		14:02:36.747
6 -	47.005	25.737	1:12.742	97.94	0.786	14:03:49.489
7 -	46.832	25.277	1:12.109 (3)	98.80	0.153	14:05:01.598
8 -	46.968	25.226	1:12.194	98.68	0.238	14:06:13.792

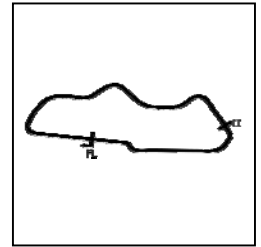
Weather / Track : Cloudy / Dry

Donington Park National
Circuit Length = 1.9790 miles
Start: 13:56 Flag 14:06 End: 14:07

BMCRC - MRO Championships 2020 - Rnd 3 @ Donington Park National

Team Respro MRO 600 inc Clubman 600

RACE 6 - SECTOR ANALYSIS



SECTOR 1 = FL to I1, SECTOR 2 = I1 to FL, DIFF = Difference To Personal Best Lap, P = Crossed Finish Line in Pit Lane, D = Time Disallowed

P5	188	Dawid KRAWIECKI	Yamaha R6 - Code Blue LTD & D A East Electrical			
IDEAL LAP TIME : 1:12.130		BEST LAP TIME : 1:12.130	DIFFERENCE : 0.000			

LAP	SECTOR 1	SECTOR 2	LAP TIME	MPH	DIFF	TIME OF DAY
1 -		25.585	1:16.495	93.13	4.365	13:57:45.051
2 -	46.849	25.552	1:12.401 (2)	98.40	0.271	13:58:57.452
3 -	46.991	25.643	1:12.634	98.08	0.504	14:00:10.086
4 -	46.960	25.643	1:12.603 (3)	98.13	0.473	14:01:22.689
5 -	47.167	25.752	1:12.919	97.70	0.789	14:02:35.608
6 -	47.509	26.225	1:13.734	96.62	1.604	14:03:49.342
7 -	46.756	25.374	1:12.130 (1)	98.77		14:05:01.472
8 -	49.335	25.839	1:15.174	94.77	3.044	14:06:16.646

P6	46	Harry ROWLINGS	Triumph GP2 GP2 EVO - BER/ Steve Jordan Motorcycles			
IDEAL LAP TIME : 1:13.190		BEST LAP TIME : 1:13.261	DIFFERENCE : 0.071			

LAP	SECTOR 1	SECTOR 2	LAP TIME	MPH	DIFF	TIME OF DAY
1 -		25.935	1:18.353	90.92	5.092	13:57:46.909
2 -	47.650	25.806	1:13.456 (2)	96.99	0.195	13:59:00.365
3 -	47.384	25.877	1:13.261 (1)	97.25		14:00:13.626
4 -	47.509	26.386	1:13.895	96.41	0.634	14:01:27.521
5 -	47.786	26.340	1:14.126	96.11	0.865	14:02:41.647
6 -	48.060	26.209	1:14.269	95.93	1.008	14:03:55.916
7 -	49.023	26.308	1:15.331	94.57	2.070	14:05:11.247
8 -	47.605	26.051	1:13.656 (3)	96.72	0.395	14:06:24.903

P7	36	Harry FOWLE	Triumph DAYTONA 675R - BER/ Steve Jordan Motorcycles			
IDEAL LAP TIME : 1:13.728		BEST LAP TIME : 1:13.835	DIFFERENCE : 0.107			

LAP	SECTOR 1	SECTOR 2	LAP TIME	MPH	DIFF	TIME OF DAY
1 -		26.752	1:20.041	89.01	6.206	13:57:48.597
2 -	48.961	26.158	1:15.119	94.84	1.284	13:59:03.716
3 -	48.726	26.184	1:14.910	95.10	1.075	14:00:18.626
4 -	48.327	26.323	1:14.650	95.44	0.815	14:01:33.276
5 -	48.008	26.042	1:14.050 (3)	96.21	0.215	14:02:47.326
6 -	47.905	25.930	1:13.835 (1)	96.49		14:04:01.161
7 -	48.411	26.647	1:15.058	94.92	1.223	14:05:16.219
8 -	47.798	26.088	1:13.886 (2)	96.42	0.051	14:06:30.105

P8	41	Louis VALLELEY	Yamaha R6 - Team V			
IDEAL LAP TIME : 1:12.506		BEST LAP TIME : 1:12.673	DIFFERENCE : 0.167			

LAP	SECTOR 1	SECTOR 2	LAP TIME	MPH	DIFF	TIME OF DAY
1 -		26.582	1:22.281	86.58	9.608	13:57:50.837
2 -	48.244	25.948	1:14.192	96.02	1.519	13:59:05.029
3 -	47.946	26.064	1:14.010	96.26	1.337	14:00:19.039
4 -	47.895	25.598	1:13.493	96.94	0.820	14:01:32.532
5 -	47.241	25.525	1:12.766 (3)	97.91	0.093	14:02:45.298
6 -	47.137	25.586	1:12.723 (2)	97.96	0.050	14:03:58.021
7 -	47.762	25.717	1:13.479	96.96	0.806	14:05:11.500
8 -	46.981	25.692	1:12.673 (1)	98.03		14:06:24.173

Weather / Track : Cloudy / Dry

Donington Park National
Circuit Length = 1.9790 miles
Start: 13:56 Flag 14:06 End: 14:07

BMCRC - MRO Championships 2020 - Rnd 3 @ Donington Park National

Team Respro MRO 600 inc Clubman 600

RACE 6 - SECTOR ANALYSIS



SECTOR 1 = FL to I1, SECTOR 2 = I1 to FL, DIFF = Difference To Personal Best Lap, P = Crossed Finish Line in Pit Lane, D = Time Disallowed

P9 173		Stephen DRAPER		Yamaha R6 -		
IDEAL LAP TIME : 1:14.375		BEST LAP TIME : 1:14.577		DIFFERENCE : 0.202		
LAP	SECTOR 1	SECTOR 2	LAP TIME	MPH	DIFF	TIME OF DAY
1 -		26.682	1:21.965	86.92	7.388	13:57:50.521
2 -	48.861	26.458	1:15.319	94.59	0.742	13:59:05.840
3 -	49.173	26.362	1:15.535	94.32	0.958	14:00:21.375
4 -	48.734	26.086	1:14.820	95.22	0.243	14:01:36.195
5 -	48.424	26.374	1:14.798 (3)	95.25	0.221	14:02:50.993
6 -	48.398	26.393	1:14.791 (2)	95.26	0.214	14:04:05.784
7 -	48.880	26.290	1:15.170	94.78	0.593	14:05:20.954
8 -	48.289	26.288	1:14.577 (1)	95.53		14:06:35.531

P10 111		Ryan FOLKES		Triumph DAYTONA 675 - Carl Harrison Motorcycle Services		
IDEAL LAP TIME : 1:15.022		BEST LAP TIME : 1:15.095		DIFFERENCE : 0.073		
LAP	SECTOR 1	SECTOR 2	LAP TIME	MPH	DIFF	TIME OF DAY
1 -		26.724	1:20.130	88.91	5.035	13:57:48.686
2 -	48.612	26.493	1:15.105 (2)	94.86	0.010	13:59:03.791
3 -	49.170	26.682	1:15.852	93.92	0.757	14:00:19.643
4 -	48.795	26.451	1:15.246 (3)	94.68	0.151	14:01:34.889
5 -	48.724	26.667	1:15.391	94.50	0.296	14:02:50.280
6 -	49.249	26.579	1:15.828	93.95	0.733	14:04:06.108
7 -	48.874	26.877	1:15.751	94.05	0.656	14:05:21.859
8 -	48.571	26.524	1:15.095 (1)	94.87		14:06:36.954

P11 7 C		Thomas BENSTED		Triumph DAYTONA 675R - Significant Debt Racing		
IDEAL LAP TIME : 1:15.272		BEST LAP TIME : 1:15.489		DIFFERENCE : 0.217		
LAP	SECTOR 1	SECTOR 2	LAP TIME	MPH	DIFF	TIME OF DAY
1 -		26.410	1:19.361	89.77	3.872	13:57:47.917
2 -	48.960	26.529	1:15.489 (1)	94.37		13:59:03.406
3 -	49.306	26.841	1:16.147	93.56	0.658	14:00:19.553
4 -	49.411	26.416	1:15.827	93.95	0.338	14:01:35.380
5 -	49.065	26.462	1:15.527 (2)	94.33	0.038	14:02:50.907
6 -	49.198	26.484	1:15.682	94.13	0.193	14:04:06.589
7 -	48.862	26.793	1:15.655 (3)	94.17	0.166	14:05:22.244
8 -	48.905	26.844	1:15.749	94.05	0.260	14:06:37.993

P12 27		Stuart WICKENS		MV Augusta F3 675 - Big Tone		
IDEAL LAP TIME : 1:14.958		BEST LAP TIME : 1:15.151		DIFFERENCE : 0.193		
LAP	SECTOR 1	SECTOR 2	LAP TIME	MPH	DIFF	TIME OF DAY
1 -		26.687	1:21.375	87.55	6.224	13:57:49.931
2 -	49.135	26.618	1:15.753	94.05	0.602	13:59:05.684
3 -	49.080	26.711	1:15.791	94.00	0.640	14:00:21.475
4 -	49.301	26.517	1:15.818	93.97	0.667	14:01:37.293
5 -	48.928	26.521	1:15.449	94.42	0.298	14:02:52.742
6 -	48.880	26.467	1:15.347 (3)	94.55	0.196	14:04:08.089
7 -	48.832	26.319	1:15.151 (1)	94.80		14:05:23.240
8 -	48.639	26.544	1:15.183 (2)	94.76	0.032	14:06:38.423

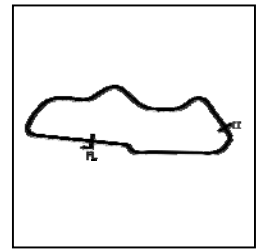
Weather / Track : Cloudy / Dry

Donington Park National
 Circuit Length = 1.9790 miles
 Start: 13:56 Flag 14:06 End: 14:07

BMCRC - MRO Championships 2020 - Rnd 3 @ Donington Park National

Team Respro MRO 600 inc Clubman 600

RACE 6 - SECTOR ANALYSIS



SECTOR 1 = FL to I1, SECTOR 2 = I1 to FL, DIFF = Difference To Personal Best Lap, P = Crossed Finish Line in Pit Lane, D = Time Disallowed

P13 13		Doug EDMONDSON		Triumph DAYTONA - Stan Stephens Tuning		
IDEAL LAP TIME : 1:15.139		BEST LAP TIME : 1:15.139		DIFFERENCE : 0.000		
LAP	SECTOR 1	SECTOR 2	LAP TIME	MPH	DIFF	TIME OF DAY
1 -		26.849	1:21.950	86.93	6.811	13:57:50.506
2 -	49.822	26.941	1:16.763	92.81	1.624	13:59:07.269
3 -	49.572	26.940	1:16.512	93.11	1.373	14:00:23.781
4 -	49.106	26.622	1:15.728	94.08	0.589	14:01:39.509
5 -	49.192	27.076	1:16.268	93.41	1.129	14:02:55.777
6 -	48.721	26.418	1:15.139 (1)	94.81		14:04:10.916
7 -	48.890	26.461	1:15.351 (2)	94.55	0.212	14:05:26.267
8 -	48.989	26.556	1:15.545 (3)	94.30	0.406	14:06:41.812

P14 3		Joey LAMBDEN		Yamaha R6 -		
IDEAL LAP TIME : 1:15.133		BEST LAP TIME : 1:15.302		DIFFERENCE : 0.169		
LAP	SECTOR 1	SECTOR 2	LAP TIME	MPH	DIFF	TIME OF DAY
1 -		27.378	1:22.958	85.88	7.656	13:57:51.514
2 -	49.293	26.699	1:15.992	93.75	0.690	13:59:07.506
3 -	49.061	26.517	1:15.578 (2)	94.26	0.276	14:00:23.084
4 -	49.322	26.400	1:15.722	94.08	0.420	14:01:38.806
5 -	49.206	26.506	1:15.712	94.10	0.410	14:02:54.518
6 -	49.061	26.599	1:15.660 (3)	94.16	0.358	14:04:10.178
7 -	48.733	26.569	1:15.302 (1)	94.61		14:05:25.480
8 -	49.667	26.906	1:16.573	93.04	1.271	14:06:42.053

P15 818 C		Alex BARKER		Yamaha R6 - SS5 Construction LTD		
IDEAL LAP TIME : 1:15.478		BEST LAP TIME : 1:15.546		DIFFERENCE : 0.068		
LAP	SECTOR 1	SECTOR 2	LAP TIME	MPH	DIFF	TIME OF DAY
1 -		26.764	1:21.150	87.79	5.604	13:57:49.706
2 -	50.114	26.833	1:16.947	92.59	1.401	13:59:06.653
3 -	49.574	26.531	1:16.105	93.61	0.559	14:00:22.758
4 -	49.347	26.443	1:15.790 (2)	94.00	0.244	14:01:38.548
5 -	49.085	26.461	1:15.546 (1)	94.30		14:02:54.094
6 -	49.746	26.589	1:16.335	93.33	0.789	14:04:10.429
7 -	49.077	26.997	1:16.074	93.65	0.528	14:05:26.503
8 -	49.512	26.401	1:15.913 (3)	93.85	0.367	14:06:42.416

P16 100 C		Craig HOWTON		Kawasaki ZX6R - ME		
IDEAL LAP TIME : 1:15.939		BEST LAP TIME : 1:15.963		DIFFERENCE : 0.024		
LAP	SECTOR 1	SECTOR 2	LAP TIME	MPH	DIFF	TIME OF DAY
1 -		27.411	1:22.980	85.85	7.017	13:57:51.536
2 -	49.868	26.653	1:16.521 (3)	93.10	0.558	13:59:08.057
3 -	49.593	26.543	1:16.136 (2)	93.57	0.173	14:00:24.193
4 -	49.617	26.346	1:15.963 (1)	93.79		14:01:40.156
5 -	49.962	26.846	1:16.808	92.75	0.845	14:02:56.964
6 -	50.082	26.864	1:16.946	92.59	0.983	14:04:13.910
7 -	49.927	26.682	1:16.609	93.00	0.646	14:05:30.519
8 -	50.040	27.186	1:17.226	92.25	1.263	14:06:47.745

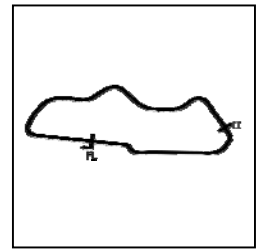
Weather / Track : Cloudy / Dry

Donington Park National
Circuit Length = 1.9790 miles
Start: 13:56 Flag 14:06 End: 14:07

BMCRC - MRO Championships 2020 - Rnd 3 @ Donington Park National

Team Respro MRO 600 inc Clubman 600

RACE 6 - SECTOR ANALYSIS



SECTOR 1 = FL to I1, SECTOR 2 = I1 to FL, DIFF = Difference To Personal Best Lap, P = Crossed Finish Line in Pit Lane, D = Time Disallowed

P17 888		Hayden WOOD		Yamaha R6 -		
IDEAL LAP TIME : 1:16.320		BEST LAP TIME : 1:16.571		DIFFERENCE : 0.251		
LAP	SECTOR 1	SECTOR 2	LAP TIME	MPH	DIFF	TIME OF DAY
1 -		27.000	1:23.462	85.36	6.891	13:57:52.018
2 -	50.200	26.725	1:16.925	92.61	0.354	13:59:08.943
3 -	50.294	26.504	1:16.798	92.77	0.227	14:00:25.741
4 -	50.594	26.611	1:17.205	92.28	0.634	14:01:42.946
5 -	50.029	26.579	1:16.608 (2)	93.00	0.037	14:02:59.554
6 -	49.888	26.830	1:16.718 (3)	92.86	0.147	14:04:16.272
7 -	49.816	26.755	1:16.571 (1)	93.04		14:05:32.843
8 -	50.235	26.775	1:17.010	92.51	0.439	14:06:49.853

P18 4 C		Tom VAUGHAN		Yamaha R6 - Go Racing Developments		
IDEAL LAP TIME : 1:16.017		BEST LAP TIME : 1:16.114		DIFFERENCE : 0.097		
LAP	SECTOR 1	SECTOR 2	LAP TIME	MPH	DIFF	TIME OF DAY
1 -		27.419	1:25.907	82.93	9.793	13:57:54.463
2 -	51.227	26.768	1:17.995	91.34	1.881	13:59:12.458
3 -	50.941	27.930	1:18.871	90.33	2.757	14:00:31.329
4 -	51.221	27.219	1:18.440	90.82	2.326	14:01:49.769
5 -	50.084	26.652	1:16.736 (3)	92.84	0.622	14:03:06.505
6 -	49.788	26.807	1:16.595 (2)	93.01	0.481	14:04:23.100
7 -	50.126	26.610	1:16.736 (3)	92.84	0.622	14:05:39.836
8 -	49.407	26.707	1:16.114 (1)	93.60		14:06:55.950

P19 59 C		Caiden WILKINSON		Yamaha R6 - RB Electrics		
IDEAL LAP TIME : 1:16.343		BEST LAP TIME : 1:16.489		DIFFERENCE : 0.146		
LAP	SECTOR 1	SECTOR 2	LAP TIME	MPH	DIFF	TIME OF DAY
1 -		27.551	1:25.806	83.03	9.317	13:57:54.362
2 -	51.647	27.219	1:18.866	90.33	2.377	13:59:13.228
3 -	50.427	27.513	1:17.940	91.41	1.451	14:00:31.168
4 -	51.110	26.574	1:17.684	91.71	1.195	14:01:48.852
5 -	50.246	26.637	1:16.883 (3)	92.66	0.394	14:03:05.735
6 -	50.115	27.111	1:17.226	92.25	0.737	14:04:22.961
7 -	49.940	26.799	1:16.739 (2)	92.84	0.250	14:05:39.700
8 -	50.086	26.403	1:16.489 (1)	93.14		14:06:56.189

P20 404 C		Tommy HEMPHILL		Yamaha R6 - None		
IDEAL LAP TIME : 1:18.093		BEST LAP TIME : 1:18.450		DIFFERENCE : 0.357		
LAP	SECTOR 1	SECTOR 2	LAP TIME	MPH	DIFF	TIME OF DAY
1 -		27.855	1:24.989	83.82	6.539	13:57:53.545
2 -	51.266	27.184	1:18.450 (1)	90.81		13:59:11.995
3 -	51.793	28.005	1:19.798	89.28	1.348	14:00:31.793
4 -	51.299	27.275	1:18.574 (3)	90.67	0.124	14:01:50.367
5 -	51.590	27.498	1:19.088	90.08	0.638	14:03:09.455
6 -	51.943	27.293	1:19.236	89.91	0.786	14:04:28.691
7 -	50.909	27.560	1:18.469 (2)	90.79	0.019	14:05:47.160
8 -	51.141	27.528	1:18.669	90.56	0.219	14:07:05.829

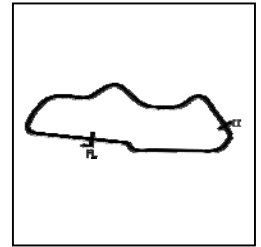
Weather / Track : Cloudy / Dry

Donington Park National
 Circuit Length = 1.9790 miles
 Start: 13:56 Flag 14:06 End: 14:07

BMCRC - MRO Championships 2020 - Rnd 3 @ Donington Park National

Team Respro MRO 600 inc Clubman 600

RACE 6 - SECTOR ANALYSIS



SECTOR 1 = FL to I1, SECTOR 2 = I1 to FL, DIFF = Difference To Personal Best Lap, P = Crossed Finish Line in Pit Lane, D = Time Disallowed

P21 263 C		James TUCKER		Triumph 675 -		
IDEAL LAP TIME : 1:17.838		BEST LAP TIME : 1:17.869		DIFFERENCE : 0.031		
LAP	SECTOR 1	SECTOR 2	LAP TIME	MPH	DIFF	TIME OF DAY
1 -		28.097	1:26.966	81.92	9.097	13:57:55.522
2 -	51.256	27.424	1:18.680	90.55	0.811	13:59:14.202
3 -	51.193	27.279	1:18.472 (3)	90.79	0.603	14:00:32.674
4 -	51.235	27.154	1:18.389 (2)	90.88	0.520	14:01:51.063
5 -	51.565	28.007	1:19.572	89.53	1.703	14:03:10.635
6 -	51.387	27.322	1:18.709	90.51	0.840	14:04:29.344
7 -	51.468	27.407	1:18.875	90.32	1.006	14:05:48.219
8 -	50.684	27.185	1:17.869 (1)	91.49		14:07:06.088

P22 624 C		Matthew FEDRICK		Yamaha R6 - Matthew Fedrick farriers ltd		
IDEAL LAP TIME : 1:18.058		BEST LAP TIME : 1:18.452		DIFFERENCE : 0.394		
LAP	SECTOR 1	SECTOR 2	LAP TIME	MPH	DIFF	TIME OF DAY
1 -		27.583	1:25.390	83.43	6.938	13:57:53.946
2 -	51.477	27.370	1:18.847	90.36	0.395	13:59:12.793
3 -	51.541	27.706	1:19.247	89.90	0.795	14:00:32.040
4 -	51.271	27.181	1:18.452 (1)	90.81		14:01:50.492
5 -	52.034	27.244	1:19.278	89.86	0.826	14:03:09.770
6 -	52.093	27.287	1:19.380	89.75	0.928	14:04:29.150
7 -	51.145	27.389	1:18.534 (2)	90.72	0.082	14:05:47.684
8 -	50.877	27.778	1:18.655 (3)	90.58	0.203	14:07:06.339

P23 118 C		Jim COYLE		Triumph DAYTONA 675R - Big Jim RIP		
IDEAL LAP TIME : 1:18.214		BEST LAP TIME : 1:18.984		DIFFERENCE : 0.770		
LAP	SECTOR 1	SECTOR 2	LAP TIME	MPH	DIFF	TIME OF DAY
1 -		26.907	1:23.668	85.15	4.684	13:57:52.224
2 -	51.362	27.942	1:19.304	89.83	0.320	13:59:11.528
3 -	51.428	27.741	1:19.169 (3)	89.99	0.185	14:00:30.697
4 -	51.307	27.677	1:18.984 (1)	90.20		14:01:49.681
5 -	51.772	27.447	1:19.219	89.93	0.235	14:03:08.900
6 -	52.218	27.386	1:19.604	89.50	0.620	14:04:28.504
7 -	51.479	27.559	1:19.038 (2)	90.14	0.054	14:05:47.542
8 -	51.878	27.322	1:19.200	89.95	0.216	14:07:06.742

P24 12 C		Cedric BLOCH		Kawazaki ZX6R - Brigit's Group & SDC Performance		
IDEAL LAP TIME : 1:18.306		BEST LAP TIME : 1:18.854		DIFFERENCE : 0.548		
LAP	SECTOR 1	SECTOR 2	LAP TIME	MPH	DIFF	TIME OF DAY
1 -		27.718	1:25.018	83.80	6.164	13:57:53.574
2 -	51.611	27.251	1:18.862 (2)	90.34	0.008	13:59:12.436
3 -	51.474	27.939	1:19.413	89.71	0.559	14:00:31.849
4 -	51.858	26.996	1:18.854 (1)	90.35		14:01:50.703
5 -	51.739	27.550	1:19.289	89.85	0.435	14:03:09.992
6 -	51.693	27.170	1:18.863 (3)	90.34	0.009	14:04:28.855
7 -	51.752	27.747	1:19.499	89.61	0.645	14:05:48.354
8 -	51.310	27.670	1:18.980	90.20	0.126	14:07:07.334

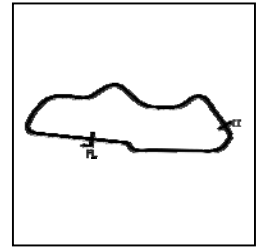
Weather / Track : Cloudy / Dry

Donington Park National
Circuit Length = 1.9790 miles
Start: 13:56 Flag 14:06 End: 14:07

BMCRC - MRO Championships 2020 - Rnd 3 @ Donington Park National

Team Respro MRO 600 inc Clubman 600

RACE 6 - SECTOR ANALYSIS



SECTOR 1 = FL to I1, SECTOR 2 = I1 to FL, DIFF = Difference To Personal Best Lap, P = Crossed Finish Line in Pit Lane, D = Time Disallowed

P25 99 Michael SIMMONS		Yamaha R6 - Westcountry Windings				
IDEAL LAP TIME : 1:18.413		BEST LAP TIME : 1:18.575		DIFFERENCE : 0.162		
LAP	SECTOR 1	SECTOR 2	LAP TIME	MPH	DIFF	TIME OF DAY
1 -		27.989	1:26.628	82.24	8.053	13:57:55.184
2 -	51.054	27.521	1:18.575 (1)	90.67		13:59:13.759
3 -	51.249	27.508	1:18.757 (2)	90.46	0.182	14:00:32.516
4 -	51.829	27.359	1:19.188	89.97	0.613	14:01:51.704
5 -	51.226	27.827	1:19.053	90.12	0.478	14:03:10.757
6 -	51.464	28.207	1:19.671	89.42	1.096	14:04:30.428
7 -	51.304	27.963	1:19.267	89.88	0.692	14:05:49.695
8 -	51.506	27.464	1:18.970 (3)	90.21	0.395	14:07:08.665

P26 19 C Michael REGAN		Honda CBR600 - West Country Windings				
IDEAL LAP TIME : 1:19.357		BEST LAP TIME : 1:19.357		DIFFERENCE : 0.000		
LAP	SECTOR 1	SECTOR 2	LAP TIME	MPH	DIFF	TIME OF DAY
1 -		28.662	1:29.340	79.74	9.983	13:57:57.896
2 -	53.760	28.248	1:22.008	86.87	2.651	13:59:19.904
3 -	54.420	28.082	1:22.502	86.35	3.145	14:00:42.406
4 -	53.293	28.407	1:21.700	87.20	2.343	14:02:04.106
5 -	52.979	28.040	1:21.019 (3)	87.93	1.662	14:03:25.125
6 -	52.922	28.887	1:21.809	87.08	2.452	14:04:46.934
7 -	52.093	27.797	1:19.890 (2)	89.18	0.533	14:06:06.824
8 -	51.782	27.575	1:19.357 (1)	89.77		14:07:26.181

P27 22 C Toby TRUNDLE		Triumph Daytona 675 -				
IDEAL LAP TIME : 1:20.325		BEST LAP TIME : 1:20.325		DIFFERENCE : 0.000		
LAP	SECTOR 1	SECTOR 2	LAP TIME	MPH	DIFF	TIME OF DAY
1 -		28.721	1:29.010	80.04	8.685	13:57:57.566
2 -	53.749	28.601	1:22.350	86.51	2.025	13:59:19.916
3 -	54.239	27.797	1:22.036	86.84	1.711	14:00:41.952
4 -	53.514	27.847	1:21.361	87.56	1.036	14:02:03.313
5 -	53.435	27.758	1:21.193 (3)	87.74	0.868	14:03:24.506
6 -	53.343	27.748	1:21.091 (2)	87.85	0.766	14:04:45.597
7 -	53.238	27.987	1:21.225	87.71	0.900	14:06:06.822
8 -	52.802	27.523	1:20.325 (1)	88.69		14:07:27.147

P28 8 C Dave SAUNDERS		Honda CBR600 -				
IDEAL LAP TIME : 1:20.098		BEST LAP TIME : 1:20.222		DIFFERENCE : 0.124		
LAP	SECTOR 1	SECTOR 2	LAP TIME	MPH	DIFF	TIME OF DAY
1 -		29.677	1:30.140	79.03	9.918	13:57:58.696
2 -	53.274	28.810	1:22.084	86.79	1.862	13:59:20.780
3 -	54.217	28.608	1:22.825	86.02	2.603	14:00:43.605
4 -	52.871	28.432	1:21.303	87.63	1.081	14:02:04.908
5 -	53.315	28.415	1:21.730	87.17	1.508	14:03:26.638
6 -	52.654	28.137	1:20.791 (3)	88.18	0.569	14:04:47.429
7 -	52.082	28.140	1:20.222 (1)	88.81		14:06:07.651
8 -	52.341	28.016	1:20.357 (2)	88.66	0.135	14:07:28.008

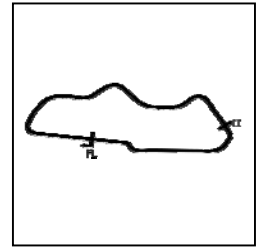
Weather / Track : Cloudy / Dry

Donington Park National
Circuit Length = 1.9790 miles
Start: 13:56 Flag 14:06 End: 14:07

BMCRC - MRO Championships 2020 - Rnd 3 @ Donington Park National

Team Respro MRO 600 inc Clubman 600

RACE 6 - SECTOR ANALYSIS



SECTOR 1 = FL to I1, SECTOR 2 = I1 to FL, DIFF = Difference To Personal Best Lap, P = Crossed Finish Line in Pit Lane, D = Time Disallowed

P29 61 C Adam SYMONDS		Yamaha R6 -				
IDEAL LAP TIME : 1:19.870		BEST LAP TIME : 1:20.374		DIFFERENCE : 0.504		
LAP	SECTOR 1	SECTOR 2	LAP TIME	MPH	DIFF	TIME OF DAY
1 -		29.579	1:30.778	78.48	10.404	13:57:59.334
2 -	53.103	29.359	1:22.462	86.39	2.088	13:59:21.796
3 -	53.550	28.629	1:22.179	86.69	1.805	14:00:43.975
4 -	52.669	28.776	1:21.445	87.47	1.071	14:02:05.420
5 -	53.018	27.900	1:20.918 (3)	88.04	0.544	14:03:26.338
6 -	52.288	28.533	1:20.821 (2)	88.15	0.447	14:04:47.159
7 -	52.589	28.366	1:20.955	88.00	0.581	14:06:08.114
8 -	51.970	28.404	1:20.374 (1)	88.64		14:07:28.488

P30 93 James BLACKMORE		Suzuki GSXR600 - Gristwood and Tom's racing				
IDEAL LAP TIME : 1:21.157		BEST LAP TIME : 1:21.157		DIFFERENCE : 0.000		
LAP	SECTOR 1	SECTOR 2	LAP TIME	MPH	DIFF	TIME OF DAY
1 -		29.647	1:32.739	76.82	11.582	13:58:01.295
2 -	55.575	29.675	1:25.250	83.57	4.093	13:59:26.545
3 -	55.171	28.757	1:23.928	84.88	2.771	14:00:50.473
4 -	53.929	28.453	1:22.382 (2)	86.48	1.225	14:02:12.855
5 -	54.276	28.738	1:23.014	85.82	1.857	14:03:35.869
6 -	53.760	28.653	1:22.413 (3)	86.45	1.256	14:04:58.282
7 -	53.231	27.926	1:21.157 (1)	87.78		14:06:19.439

P31 96 C Giovanni BELIOSSI		Honda CBR600RR - ASR Accident Storage Recovery				
IDEAL LAP TIME :		BEST LAP TIME : 1:26.646		DIFFERENCE :		
LAP	SECTOR 1	SECTOR 2	LAP TIME	MPH	DIFF	TIME OF DAY
1 -			1:34.054	75.75	7.408	13:58:02.610
2 -			1:28.428	80.56	1.782	13:59:31.038
3 -			1:28.721	80.30	2.075	14:00:59.759
4 -			1:26.841 (2)	82.04	0.195	14:02:26.600
5 -			1:27.535 (3)	81.39	0.889	14:03:54.135
6 -			1:28.435	80.56	1.789	14:05:22.570
7 -			1:26.646 (1)	82.22		14:06:49.216

P32 83 Talan SKEELS-PIGGINS		Yamaha R6 - Talan Racing				
IDEAL LAP TIME : 1:21.259		BEST LAP TIME : 1:21.259		DIFFERENCE : 0.000		
LAP	SECTOR 1	SECTOR 2	LAP TIME	MPH	DIFF	TIME OF DAY
1 -		29.071	1:29.875	79.27	8.616	13:57:58.431
2 -	53.111	28.952	1:22.063 (2)	86.81	0.804	13:59:20.494
3 -	54.350	28.261	1:22.611 (3)	86.24	1.352	14:00:43.105
4 -	53.007	28.252	1:21.259 (1)	87.67		14:02:04.364
5 -	54.303	28.926	1:23.229	85.60	1.970	14:03:27.593
6 -	54.005	IN PIT	1:29.008 P	80.04	7.749	14:04:56.601

Weather / Track : Cloudy / Dry

Donington Park National
 Circuit Length = 1.9790 miles
 Start: 13:56 Flag 14:06 End: 14:07

BMCRC - MRO Championships 2020 - Rnd 3 @ Donington Park National

Team Respro MRO 600 inc Clubman 600

RACE 6 - BEST SECTORS

SECTOR 1				SECTOR 2				IDEAL / BEST COMPARISON				
POS	NO	NAME	TIME	NO	NAME	TIME	POS	NO	NAME	IDEAL	BEST	DIFF
									PERFECT LAP	1:11.569		
1	56	MILLS	46.343	190	WALSH	25.226	1	84	WOTTON	1:11.730	1:11.730	0.000
2	84	WOTTON	46.394	84	WOTTON	25.336	2	190	WALSH	1:11.743	1:11.956	0.213
3	190	WALSH	46.517	188	KRAWIECKI	25.374	3	56	MILLS	1:11.845	1:12.305	0.460
4	32	PHILLIPS	46.560	32	PHILLIPS	25.431	4	32	PHILLIPS	1:11.991	1:12.229	0.238
5	188	KRAWIECKI	46.756	56	MILLS	25.502	5	188	KRAWIECKI	1:12.130	1:12.130	0.000
6	41	VALLELEY	46.981	41	VALLELEY	25.525	6	41	VALLELEY	1:12.506	1:12.673	0.167
7	46	ROWLINGS	47.384	46	ROWLINGS	25.806	7	46	ROWLINGS	1:13.190	1:13.261	0.071
8	36	FOWLE	47.798	36	FOWLE	25.930	8	36	FOWLE	1:13.728	1:13.835	0.107
9	173	DRAPER	48.289	173	DRAPER	26.086	9	173	DRAPER	1:14.375	1:14.577	0.202
10	111	FOLKES	48.571	27	WICKENS	26.319	10	27	WICKENS	1:14.958	1:15.151	0.193
11	27	WICKENS	48.639	100	HOWTON	26.346	11	111	FOLKES	1:15.022	1:15.095	0.073
12	13	EDMONDSON	48.721	3	LAMBDEN	26.400	12	3	LAMBDEN	1:15.133	1:15.302	0.169
13	3	LAMBDEN	48.733	818	BARKER	26.401	13	13	EDMONDSON	1:15.139	1:15.139	0.000
14	7	BENSTED	48.862	59	WILKINSON	26.403	14	7	BENSTED	1:15.272	1:15.489	0.217
15	818	BARKER	49.077	7	BENSTED	26.410	15	818	BARKER	1:15.478	1:15.546	0.068
16	4	VAUGHAN	49.407	13	EDMONDSON	26.418	16	100	HOWTON	1:15.939	1:15.963	0.024
17	100	HOWTON	49.593	111	FOLKES	26.451	17	4	VAUGHAN	1:16.017	1:16.114	0.097
18	888	WOOD	49.816	888	WOOD	26.504	18	888	WOOD	1:16.320	1:16.571	0.251
19	59	WILKINSON	49.940	4	VAUGHAN	26.610	19	59	WILKINSON	1:16.343	1:16.489	0.146
20	263	TUCKER	50.684	118	COYLE	26.907	20	263	TUCKER	1:17.838	1:17.869	0.031
21	624	FEDRICK	50.877	12	BLOCH	26.996	21	624	FEDRICK	1:18.058	1:18.452	0.394
22	404	HEMPHILL	50.909	263	TUCKER	27.154	22	404	HEMPHILL	1:18.093	1:18.450	0.357
23	99	SIMMONS	51.054	624	FEDRICK	27.181	23	118	COYLE	1:18.214	1:18.984	0.770
24	118	COYLE	51.307	404	HEMPHILL	27.184	24	12	BLOCH	1:18.306	1:18.854	0.548
25	12	BLOCH	51.310	99	SIMMONS	27.359	25	99	SIMMONS	1:18.413	1:18.575	0.162
26	19	REGAN	51.782	22	TRUNDLE	27.523	26	19	REGAN	1:19.357	1:19.357	0.000
27	61	SYMONDS	51.970	19	REGAN	27.575	27	61	SYMONDS	1:19.870	1:20.374	0.504
28	8	SAUNDERS	52.082	61	SYMONDS	27.900	28	8	SAUNDERS	1:20.098	1:20.222	0.124
29	22	TRUNDLE	52.802	93	BLACKMORE	27.926	29	22	TRUNDLE	1:20.325	1:20.325	0.000
30	83	SKEELS-PIGGINS	53.007	8	SAUNDERS	28.016	30	93	BLACKMORE	1:21.157	1:21.157	0.000
31	93	BLACKMORE	53.231	83	SKEELS-PIGGINS	28.252	31	83	SKEELS-PIGGINS	1:21.259	1:21.259	0.000
32							32	96	BELIOSSI		1:26.646	
33												

Weather / Track : Cloudy / Dry

Results can be found at www.tsl-timing.com

Donington Park National
 Circuit Length = 1.9790 miles
 Start: 13:56 Flag 14:06 End: 14:07

Printed - 14:09 Saturday, 05 September 2020

BMCRC - MRO Championships 2020 - Rnd 3 @ Donington Park National

Team Respro MRO 600 inc Clubman 600

RACE 6 - STATISTICS

Competitors Started 33
Planned Start 2020-09-05 @ 13:40:00.000
Actual Start 2020-09-05 @ 13:56:28.555
Finish Time 2020-09-05 @ 14:06:12.455
Track Length 1.9790mi.
Total Laps 252
Total Distance Covered 498.7249mi.

Session Fastest Lap History

NO	CL	NAME	LAP TIME	TIME OF DAY	LAP	VEHICLE
32		Carl PHILLIPS	1:12.350	13:58:56.612	2	Suzuki GSXR 600
32		Carl PHILLIPS	1:12.316	14:00:08.928	3	Suzuki GSXR 600
84		Ben WOTTON	1:12.048	14:01:24.478	4	Triumph DAYTONA 675R
84		Ben WOTTON	1:11.994	14:02:36.472	5	Triumph DAYTONA 675R
190		Glenn WALSH	1:11.956	14:02:36.771	5	Yamaha R6
84		Ben WOTTON	1:11.730	14:05:00.706	7	Triumph DAYTONA 675R

Session Leader History

NO	CL	NAME	FROM LAP	LAPS LED	DISTANCE	VEHICLE
56		Michael MILLS	1	1	1.94 miles	Yamaha R6
32		Carl PHILLIPS	2	3	5.93 miles	Suzuki GSXR 600
56		Michael MILLS	5	3	5.93 miles	Yamaha R6
32		Carl PHILLIPS	8	1	1.97 miles	Suzuki GSXR 600

Flag History

TYPE	TIME OF DAY
GREEN	13:56:28.555
FINISH	14:06:12.455

Flag Statistics

TYPE	COUNT	TOTAL LAPS	TOTAL TIME
Green	1	8	11:06.028
Red	0	0	0.000
Safety Car	0	0	0.000
FCY	0	0	0.000

BMCRC - MRO Championships 2020 - Rnd 3 @ Donington Park National

Team Respro MRO 600 inc Clubman 600

RACE 6 - STATISTICS

CLASS :

18 Starters

Fastest Lap History

NO	NAME	LAP TIME	TIME OF DAY	LAP	VEHICLE
32	Carl PHILLIPS	1:12.350	13:58:56.612	2	Suzuki GSXR 600
32	Carl PHILLIPS	1:12.316	14:00:08.928	3	Suzuki GSXR 600
84	Ben WOTTON	1:12.048	14:01:24.478	4	Triumph DAYTONA 675R
84	Ben WOTTON	1:11.994	14:02:36.472	5	Triumph DAYTONA 675R
190	Glenn WALSH	1:11.956	14:02:36.771	5	Yamaha R6
84	Ben WOTTON	1:11.730	14:05:00.706	7	Triumph DAYTONA 675R

Leader History

NO	NAME	FROM LAP	LAPS LED	DISTANCE	VEHICLE
56	Michael MILLS	1	1	1.94 miles	Yamaha R6
32	Carl PHILLIPS	2	3	5.93 miles	Suzuki GSXR 600
56	Michael MILLS	5	3	5.93 miles	Yamaha R6
32	Carl PHILLIPS	8	1	1.97 miles	Suzuki GSXR 600

Weather / Track : Cloudy / Dry

Results can be found at www.tsl-timing.com

Page 2 of 3

Donington Park National
Circuit Length = 1.9790 miles
Start: 13:56 Flag 14:06 End: 14:07

Printed - 14:09 Saturday, 05 September 2020

BMCRC - MRO Championships 2020 - Rnd 3 @ Donington Park National

Team Respro MRO 600 inc Clubman 600

RACE 6 - STATISTICS

CLASS : C

15 Starters

Fastest Lap History

NO	NAME	LAP TIME	TIME OF DAY	LAP	VEHICLE
7	Thomas BENSTED	1:15.489	13:59:03.405	2	Triumph DAYTONA 675R

Leader History

NO	NAME	FROM LAP	LAPS LED	DISTANCE	VEHICLE
7	Thomas BENSTED	1	8	15.79 miles	Triumph DAYTONA 675R

BMCRC - MRO Championships 2020 - Rnd 3 @ Donington Park National

Team Respro MRO 600 inc Clubman 600

RACE 16 - GRID (8 Laps)



FOR THE EDGE

ROW 12	36	1:21.259	83	Talan SKEELS-PIGGINS	35	192	Daniel MOFFA	34	37	Alexander LATHAM				
ROW 11			33	675	Samuel SMYTH	32	50	Aditya Singh BEHAL	31	1:26.646	96	Giovanni BELIOSSI		
ROW 10	30	1:21.157	93	James BLACKMORE	29	1:20.374	61	Adam SYMONDS	28	1:20.325	22	Toby TRUNDLE		
ROW 9			27	1:20.222	8	Dave SAUNDERS	26	1:19.357	19	Michael REGAN	25	1:18.984	118	Jim COYLE
ROW 8	24	1:18.854	12	Cedric BLOCH	23	1:18.575	99	Michael SIMMONS	22	1:18.452	624	Matthew FEDRICK		
ROW 7			21	1:18.450	404	Tommy HEMPHILL	20	1:17.869	263	James TUCKER	19	1:16.571	888	Hayden WOOD
ROW 6	18	1:16.489	59	Caiden WILKINSON	17	1:16.114	4	Tom VAUGHAN	16	1:15.963	100	Craig HOWTON		
ROW 5			15	1:15.546	818	Alex BARKER	14	1:15.489	7	Thomas BENSTED	13	1:15.302	3	Joey LAMBDEN
ROW 4	12	1:15.151	27	Stuart WICKENS	11	1:15.139	13	Doug EDMONDSON	10	1:15.095	111	Ryan FOLKES		
ROW 3			9	1:14.577	173	Stephen DRAPER	8	1:13.835	36	Harry FOWLE	7	1:13.261	46	Harry ROWLINGS
ROW 2	6	1:12.673	41	Louis VALLELEY	5	1:12.305	56	Michael MILLS	4	1:12.229	32	Carl PHILLIPS		
ROW 1			3	1:12.130	188	Dawid KRAWIECKI	2	1:11.956	190	Glenn WALSH	1	1:11.730	84	Ben WOTTON
														Pole

Donington Park National
Circuit Length = 1.9790 miles

These results are provisional until the conclusion of any judicial and technical matters.

Clerk Of Course :	Steward :	Timekeeper :
-------------------	-----------	--------------

Results can be found at www.tsl-timing.com

Printed - 14:11 Saturday, 05 September 2020



BMCRC - MRO Championships 2020 - Rnd 3 @ Donington Park National

Team Respro MRO 600 inc Clubman 600

RACE 16 - CLASSIFICATION



FOR THE EDGE

POS	NO	CL	PIC NAME	ENTRY	LAPS	TIME	GAP	DIFF	MPH	BEST	ON
1	41		1 Louis VALLELEY	Yamaha R6 - Team V	6	7:19.396			96.97	1:12.118	5
2	32		2 Carl PHILLIPS	Suzuki GSXR 600 - PRF Racing	6	7:19.714	0.318	0.318	96.90	1:11.568	5
3	84		3 Ben WOTTON	Triumph DAYTONA 675R - JAMES JACKSON RAC	6	7:20.017	0.621	0.303	96.84	1:11.923	6
4	188		4 Dawid KRAWIECKI	Yamaha R6 - Code Blue LTD & D A East Electrical	6	7:20.231	0.835	0.214	96.79	1:12.251	6
5	46		5 Harry ROWLINGS	Triumph GP2 GP2 EVO - BER/ Steve Jordan Moton	6	7:22.101	2.705	1.870	96.38	1:12.655	4
6	36		6 Harry FOWLE	Triumph DAYTONA 675R - BER/ Steve Jordan Motr	6	7:26.796	7.400	4.695	95.37	1:13.257	3
7	173		7 Stephen DRAPER	Yamaha R6 -	6	7:30.036	10.640	3.240	94.68	1:13.814	6
8	13		8 Doug EDMONDSON	Triumph DAYTONA - Stan Stephens Tuning	6	7:38.515	19.119	8.479	92.93	1:14.921	2
9	3		9 Joey LAMBDEN	Yamaha R6 -	6	7:39.695	20.299	1.180	92.69	1:15.586	4
10	12	C	1 Cedric BLOCH	Kawazaki ZX6R - Brigit's Group & SDC Performanc	6	7:42.796	23.400	3.101	92.07	1:15.146	6
11	27		10 Stuart WICKENS	MV Augusta F3 675 - Big Tone	6	7:43.276	23.880	0.480	91.97	1:15.563	4
12	818	C	2 Alex BARKER	Yamaha R6 - SS5 Construction LTD	6	7:43.438	24.042	0.162	91.94	1:15.023	6
13	100	C	3 Craig HOWTON	Kawasaki ZX6R - ME	6	7:44.247	24.851	0.809	91.78	1:15.914	2
14	59	C	4 Caiden WILKINSON	Yamaha R6 - RB Electrics	6	7:45.374	25.978	1.127	91.56	1:16.017	4
15	888		11 Hayden WOOD	Yamaha R6 -	6	7:45.447	26.051	0.073	91.54	1:15.828	5
16	7	C	5 Thomas BENSTED	Triumph DAYTONA 675R - Significant Debt Racing	6	7:45.915	26.519	0.468	91.45	1:15.870	4
17	4	C	6 Tom VAUGHAN	Yamaha R6 - Go Racing Developments	6	7:46.569	27.173	0.654	91.32	1:15.884	4
18	624	C	7 Matthew FEDRICK	Yamaha R6 - Matthew Fedrick farriers ltd	6	7:54.829	35.433	8.260	89.74	1:17.199	6
19	404	C	8 Tommy HEMPHILL	Yamaha R6 - None	6	7:55.180	35.784	0.351	89.67	1:17.360	3
20	263	C	9 James TUCKER	Triumph 675 -	6	7:58.107	38.711	2.927	89.12	1:18.159	4
21	37	C	10 Alexander LATHAM	Triumph DAYTONA - BR-8 / McCrash Racing	6	8:04.115	44.719	6.008	88.01	1:17.986	6
22	118	C	11 Jim COYLE	Triumph DAYTONA 675R - Big Jim RIP	6	8:05.240	45.844	1.125	87.81	1:19.065	3
23	50		12 Aditya Singh BEHAL	Yamaha YZF-R6 - Urban Nomads Racing	6	8:06.120	46.724	0.880	87.65	1:17.678	6
24	22	C	12 Toby TRUNDLE	Triumph Daytona 675 -	6	8:09.197	49.801	3.077	87.10	1:19.591	6
25	8	C	13 Dave SAUNDERS	Honda CBR600 -	6	8:15.464	56.068	6.267	86.00	1:20.730	4
26	93		13 James BLACKMORE	Suzuki GSXR600 - Gristwood and Tom's racing	6	8:18.548	59.152	3.084	85.47	1:21.003	4
27	96	C	14 Giovanni BELIOSSI	Honda CBR600RR - ASR Accident Storage Recove	5	7:29.682	1 Lap	1 Lap	78.91	1:27.955	4

NOT CLASSIFIED

DNF	61	C	Adam SYMONDS	Yamaha R6 -	5	6:54.864	1 Lap		85.53	1:21.304	5
DNF	190		Glenn WALSH	Yamaha R6 - Walters Medical	0						

FASTEST LAP

	32		Carl PHILLIPS	Suzuki GSXR 600 - PRF Racing	5	1:11.568			99.55 mph	160.21 kph	
	818	C	Alex BARKER	Yamaha R6 - SS5 Construction LTD	6	1:15.023			94.96 mph	152.83 kph	

Class - 92.5% of Race Speed = 89.69 mph
Class C - 92.5% of Race Speed = 85.16 mph

Donington Park National
Circuit Length = 1.9790 miles
Start: 17:33 Flag 17:41 End: 17:42

Weather / Track : Cloudy / Dry

These results are provisional until the conclusion of any judicial and technical matters.

Clerk Of Course :	Steward :	Timekeeper :

Results can be found at www.tsl-timing.com

Printed - 17:42 Saturday, 05 September 2020



BMCRC - MRO Championships 2020 - Rnd 3 @ Donington Park National

Team Respro MRO 600 inc Clubman 600

RACE 16 - LAP CHART

LAP 1 @ 17:34:59.006			LAP 3 @ 17:37:24.753			LAP 5 @ 17:39:49.174		
NO	BEHIND	LAP TIME	NO	BEHIND	LAP TIME	NO	BEHIND	LAP TIME
32		1:16.363	41		1:12.581	41		1:12.118
41	0.119	1:16.482	188	0.426	1:12.672	32	0.581	1:11.568
188	0.443	1:16.806	32	0.656	1:12.650	188	1.449	1:12.474
84	0.600	1:16.963	84	0.777	1:12.720	84	1.563	1:12.475
46	1.175	1:17.538	46	1.148	1:12.789	46	2.271	1:12.889
36	2.549	1:18.912	36	3.542	1:13.257	36	6.490	1:14.025
173	2.728	1:19.091	173	5.477	1:14.177	173	9.691	1:14.316
13	3.719	1:20.082	13	8.840	1:15.947	13	16.315	1:15.846
3	4.673	1:21.036	3	10.434	1:15.818	3	17.528	1:15.929
100	5.305	1:21.668	100	11.664	1:16.192	27	20.995	1:16.893
7	5.478	1:21.841	59	12.836	1:16.650	12	21.119	1:16.415
59	5.778	1:22.141	27	12.960	1:16.542	100	21.793	1:18.165
27	5.868	1:22.231	7	13.110	1:16.812	818	21.884	1:16.855
818	6.096	1:22.459	818	13.379	1:16.744	59	22.332	1:17.900
263	6.823	1:23.186	12	13.443	1:15.582	7	22.473	1:17.914
888	7.165	1:23.528	888	15.193	1:16.153	888	22.865	1:15.828
4	7.529	1:23.892	4	16.017	1:16.631	4	23.789	1:16.309
12	7.724	1:24.087	263	18.429	1:18.812	404	30.493	1:18.511
118	8.761	1:25.124	404	18.648	1:17.360	263	30.807	1:18.640
404	8.831	1:25.194	624	19.253	1:17.789	624	31.099	1:18.582
624	8.924	1:25.287	118	22.076	1:19.065	118	39.500	1:21.055
22	10.735	1:27.098	22	26.277	1:20.175	37	39.598	1:18.371
37	11.783	1:28.146	37	26.585	1:20.265	50	41.911	1:18.787
61	12.558	1:28.921	50	27.781	1:19.497	22	43.075	1:19.858
50	12.877	1:29.240	61	30.116	1:21.742	8	47.742	1:21.061
8	13.186	1:29.549	8	30.372	1:21.466	61	48.333	1:21.304
93	13.415	1:29.778	93	31.505	1:21.969	93	49.200	1:21.113
96	18.752	1:35.115	96	51.196	1:29.340			

LAP 2 @ 17:36:12.172			LAP 4 @ 17:38:37.056			LAP 6 @ 17:41:02.039		
NO	BEHIND	LAP TIME	NO	BEHIND	LAP TIME	NO	BEHIND	LAP TIME
41		1:13.047	41		1:12.303	41		1:12.865
188	0.335	1:13.058	188	1.093	1:12.970	32	0.318	1:12.602
32	0.587	1:13.753	32	1.131	1:12.778	84	0.621	1:11.923
84	0.638	1:13.204	84	1.206	1:12.732	188	0.835	1:12.251
46	0.940	1:12.931	46	1.500	1:12.655	46	2.705	1:13.299
36	2.866	1:13.483	36	4.583	1:13.344	36	7.400	1:13.775
173	3.881	1:14.319	36	4.583	1:13.344	96	1 Lap	1:28.421
13	5.474	1:14.921	173	7.493	1:14.319	173	10.640	1:13.814
3	7.197	1:15.690	13	12.587	1:16.050	13	19.119	1:15.669
100	8.053	1:15.914	3	13.717	1:15.586	3	20.299	1:15.636
59	8.767	1:16.155	100	15.746	1:16.385	12	23.400	1:15.146
7	8.879	1:16.567	27	16.220	1:15.563	27	23.880	1:15.750
27	8.999	1:16.297	59	16.550	1:16.017	818	24.042	1:15.023
818	9.216	1:16.286	7	16.677	1:15.870	100	24.851	1:15.923
12	10.442	1:15.884	12	16.822	1:15.682	59	25.978	1:16.511
888	11.621	1:17.622	818	17.147	1:16.071	888	26.051	1:16.051
4	11.967	1:17.604	888	19.155	1:16.265	7	26.519	1:16.911
263	12.198	1:18.541	4	19.598	1:15.884	4	27.173	1:16.249
404	13.869	1:18.204	404	24.100	1:17.755	624	35.433	1:17.199
624	14.045	1:18.287	263	24.285	1:18.159	404	35.784	1:18.156
118	15.592	1:19.997	624	24.635	1:17.685	263	38.711	1:20.769
22	18.683	1:21.114	118	30.563	1:20.790	37	44.719	1:17.986
37	18.901	1:20.284	37	33.345	1:19.063	118	45.844	1:19.209
50	20.865	1:21.154	50	35.242	1:19.764	50	46.724	1:17.678
61	20.955	1:21.563	22	35.335	1:21.361	22	49.801	1:19.591
8	21.487	1:21.467	8	38.799	1:20.730	8	56.068	1:21.191
93	22.117	1:21.868	61	39.147	1:21.334	93	59.152	1:22.817
96	34.437	1:28.851	93	40.205	1:21.003			
			96	1:06.848	1:27.955			

Weather / Track : Cloudy / Dry

Results can be found at www.tsl-timing.com

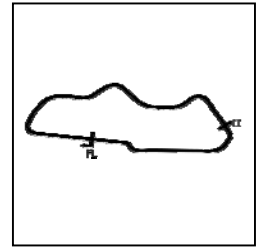
Donington Park National
 Circuit Length = 1.9790 miles
 Start: 17:33 Flag 17:41 End: 17:42

Printed - 17:43 Saturday, 05 September 2020

BMCRC - MRO Championships 2020 - Rnd 3 @ Donington Park National

Team Respro MRO 600 inc Clubman 600

RACE 16 - SECTOR ANALYSIS



SECTOR 1 = FL to I1, SECTOR 2 = I1 to FL, DIFF = Difference To Personal Best Lap, P = Crossed Finish Line in Pit Lane, D = Time Disallowed

P1 41		Louis VALLELEY		Yamaha R6 - Team V		
IDEAL LAP TIME : 1:12.118		BEST LAP TIME : 1:12.118		DIFFERENCE : 0.000		
LAP	SECTOR 1	SECTOR 2	LAP TIME	MPH	DIFF	TIME OF DAY
1 -		25.636	1:16.482	93.15	4.364	17:34:59.125
2 -	47.291	25.756	1:13.047	97.53	0.929	17:36:12.172
3 -	47.126	25.455	1:12.581 (3)	98.16	0.463	17:37:24.753
4 -	46.859	25.444	1:12.303 (2)	98.53	0.185	17:38:37.056
5 -	46.837	25.281	1:12.118 (1)	98.79		17:39:49.174
6 -	46.863	26.002	1:12.865	97.77	0.747	17:41:02.039

P2 32		Carl PHILLIPS		Suzuki GSXR 600 - PRF Racing		
IDEAL LAP TIME : 1:11.568		BEST LAP TIME : 1:11.568		DIFFERENCE : 0.000		
LAP	SECTOR 1	SECTOR 2	LAP TIME	MPH	DIFF	TIME OF DAY
1 -		25.669	1:16.363	93.29	4.795	17:34:59.006
2 -	47.329	26.424	1:13.753	96.60	2.185	17:36:12.759
3 -	47.127	25.523	1:12.650 (3)	98.06	1.082	17:37:25.409
4 -	47.099	25.679	1:12.778	97.89	1.210	17:38:38.187
5 -	46.348	25.220	1:11.568 (1)	99.55		17:39:49.755
6 -	46.647	25.955	1:12.602 (2)	98.13	1.034	17:41:02.357

P3 84		Ben WOTTON		Triumph DAYTONA 675R - JAMES JACKSON RACING (JJR) T		
IDEAL LAP TIME : 1:11.659		BEST LAP TIME : 1:11.923		DIFFERENCE : 0.264		
LAP	SECTOR 1	SECTOR 2	LAP TIME	MPH	DIFF	TIME OF DAY
1 -		25.510	1:16.963	92.57	5.040	17:34:59.606
2 -	47.411	25.793	1:13.204	97.32	1.281	17:36:12.810
3 -	47.205	25.515	1:12.720 (3)	97.97	0.797	17:37:25.530
4 -	47.099	25.633	1:12.732	97.95	0.809	17:38:38.262
5 -	47.257	25.218	1:12.475 (2)	98.30	0.552	17:39:50.737
6 -	46.441	25.482	1:11.923 (1)	99.05		17:41:02.660

P4 188		Dawid KRAWIECKI		Yamaha R6 - Code Blue LTD & D A East Electrical		
IDEAL LAP TIME :		BEST LAP TIME : 1:12.251		DIFFERENCE :		
LAP	SECTOR 1	SECTOR 2	LAP TIME	MPH	DIFF	TIME OF DAY
1 -			1:16.806	92.76	4.555	17:34:59.449
2 -			1:13.058	97.52	0.807	17:36:12.507
3 -			1:12.672 (3)	98.03	0.421	17:37:25.179
4 -			1:12.970	97.63	0.719	17:38:38.149
5 -			1:12.474 (2)	98.30	0.223	17:39:50.623
6 -			1:12.251 (1)	98.60		17:41:02.874

P5 46		Harry ROWLINGS		Triumph GP2 GP2 EVO - BER/ Steve Jordan Motorcycles		
IDEAL LAP TIME : 1:12.637		BEST LAP TIME : 1:12.655		DIFFERENCE : 0.018		
LAP	SECTOR 1	SECTOR 2	LAP TIME	MPH	DIFF	TIME OF DAY
1 -		25.695	1:17.538	91.88	4.883	17:35:00.181
2 -	47.298	25.633	1:12.931	97.69	0.276	17:36:13.112
3 -	47.265	25.524	1:12.789 (2)	97.88	0.134	17:37:25.901
4 -	47.113	25.542	1:12.655 (1)	98.06		17:38:38.556
5 -	47.333	25.556	1:12.889 (3)	97.74	0.234	17:39:51.445
6 -	47.337	25.962	1:13.299	97.19	0.644	17:41:04.744

Weather / Track : Cloudy / Dry

Donington Park National
Circuit Length = 1.9790 miles
Start: 17:33 Flag 17:41 End: 17:42

BMCRC - MRO Championships 2020 - Rnd 3 @ Donington Park National

Team Respro MRO 600 inc Clubman 600

RACE 16 - SECTOR ANALYSIS



SECTOR 1 = FL to I1, SECTOR 2 = I1 to FL, DIFF = Difference To Personal Best Lap, P = Crossed Finish Line in Pit Lane, D = Time Disallowed

P6 36		Harry FOWLE		Triumph DAYTONA 675R - BER/ Steve Jordan Motorcycles		
IDEAL LAP TIME : 1:13.061		BEST LAP TIME : 1:13.257		DIFFERENCE : 0.196		
LAP	SECTOR 1	SECTOR 2	LAP TIME	MPH	DIFF	TIME OF DAY
1 -		25.977	1:18.912	90.28	5.655	17:35:01.555
2 -	47.643	25.840	1:13.483 (3)	96.95	0.226	17:36:15.038
3 -	47.610	25.647	1:13.257 (1)	97.25		17:37:28.295
4 -	47.414	25.930	1:13.344 (2)	97.14	0.087	17:38:41.639
5 -	47.799	26.226	1:14.025	96.24	0.768	17:39:55.664
6 -	47.797	25.978	1:13.775	96.57	0.518	17:41:09.439

P7 173		Stephen DRAPER		Yamaha R6 -		
IDEAL LAP TIME : 1:13.814		BEST LAP TIME : 1:13.814		DIFFERENCE : 0.000		
LAP	SECTOR 1	SECTOR 2	LAP TIME	MPH	DIFF	TIME OF DAY
1 -		26.321	1:19.091	90.08	5.277	17:35:01.734
2 -	48.353	25.966	1:14.319	95.86	0.505	17:36:16.053
3 -	48.223	25.954	1:14.177 (2)	96.04	0.363	17:37:30.230
4 -	48.325	25.994	1:14.319	95.86	0.505	17:38:44.549
5 -	48.338	25.978	1:14.316 (3)	95.86	0.502	17:39:58.865
6 -	48.161	25.653	1:13.814 (1)	96.52		17:41:12.679

P8 13		Doug EDMONDSON		Triumph DAYTONA - Stan Stephens Tuning		
IDEAL LAP TIME : 1:14.921		BEST LAP TIME : 1:14.921		DIFFERENCE : 0.000		
LAP	SECTOR 1	SECTOR 2	LAP TIME	MPH	DIFF	TIME OF DAY
1 -		26.591	1:20.082	88.96	5.161	17:35:02.725
2 -	48.375	26.546	1:14.921 (1)	95.09		17:36:17.646
3 -	49.286	26.661	1:15.947	93.81	1.026	17:37:33.593
4 -	49.339	26.711	1:16.050	93.68	1.129	17:38:49.643
5 -	49.186	26.660	1:15.846 (3)	93.93	0.925	17:40:05.489
6 -	49.010	26.659	1:15.669 (2)	94.15	0.748	17:41:21.158

P9 3		Joey LAMBDEN		Yamaha R6 -		
IDEAL LAP TIME : 1:15.535		BEST LAP TIME : 1:15.586		DIFFERENCE : 0.051		
LAP	SECTOR 1	SECTOR 2	LAP TIME	MPH	DIFF	TIME OF DAY
1 -		26.952	1:21.036	87.91	5.450	17:35:03.679
2 -	48.972	26.718	1:15.690 (3)	94.12	0.104	17:36:19.369
3 -	49.065	26.753	1:15.818	93.97	0.232	17:37:35.187
4 -	48.817	26.769	1:15.586 (1)	94.25		17:38:50.773
5 -	49.074	26.855	1:15.929	93.83	0.343	17:40:06.702
6 -	48.888	26.748	1:15.636 (2)	94.19	0.050	17:41:22.338

P10 12 C		Cedric BLOCH		Kawazaki ZX6R - Brigit's Group & SDC Performance		
IDEAL LAP TIME : 1:14.712		BEST LAP TIME : 1:15.146		DIFFERENCE : 0.434		
LAP	SECTOR 1	SECTOR 2	LAP TIME	MPH	DIFF	TIME OF DAY
1 -		26.706	1:24.087	84.72	8.941	17:35:06.730
2 -	49.395	26.489	1:15.884	93.88	0.738	17:36:22.614
3 -	48.913	26.669	1:15.582 (2)	94.26	0.436	17:37:38.196
4 -	49.385	26.297	1:15.682 (3)	94.13	0.536	17:38:53.878
5 -	49.700	26.715	1:16.415	93.23	1.269	17:40:10.293
6 -	48.415	26.731	1:15.146 (1)	94.81		17:41:25.439

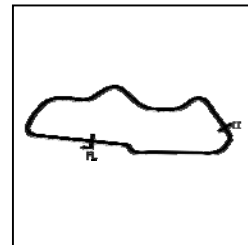
Weather / Track : Cloudy / Dry

Donington Park National
Circuit Length = 1.9790 miles
Start: 17:33 Flag 17:41 End: 17:42

BMCRC - MRO Championships 2020 - Rnd 3 @ Donington Park National

Team Respro MRO 600 inc Clubman 600

RACE 16 - SECTOR ANALYSIS



SECTOR 1 = FL to I1, SECTOR 2 = I1 to FL, DIFF = Difference To Personal Best Lap, P = Crossed Finish Line in Pit Lane, D = Time Disallowed

P11 27		Stuart WICKENS		MV Augusta F3 675 - Big Tone		
IDEAL LAP TIME : 1:15.486		BEST LAP TIME : 1:15.563		DIFFERENCE : 0.077		
LAP	SECTOR 1	SECTOR 2	LAP TIME	MPH	DIFF	TIME OF DAY
1 -		26.907	1:22.231	86.64	6.668	17:35:04.874
2 -	49.602	26.695	1:16.297 (3)	93.38	0.734	17:36:21.171
3 -	49.462	27.080	1:16.542	93.08	0.979	17:37:37.713
4 -	49.010	26.553	1:15.563 (1)	94.28		17:38:53.276
5 -	50.231	26.662	1:16.893	92.65	1.330	17:40:10.169
6 -	49.274	26.476	1:15.750 (2)	94.05	0.187	17:41:25.919

P12 818 C		Alex BARKER		Yamaha R6 - SS5 Construction LTD		
IDEAL LAP TIME : 1:15.023		BEST LAP TIME : 1:15.023		DIFFERENCE : 0.000		
LAP	SECTOR 1	SECTOR 2	LAP TIME	MPH	DIFF	TIME OF DAY
1 -		26.850	1:22.459	86.40	7.436	17:35:05.102
2 -	49.831	26.455	1:16.286 (3)	93.39	1.263	17:36:21.388
3 -	49.994	26.750	1:16.744	92.83	1.721	17:37:38.132
4 -	49.746	26.325	1:16.071 (2)	93.65	1.048	17:38:54.203
5 -	50.068	26.787	1:16.855	92.70	1.832	17:40:11.058
6 -	48.749	26.274	1:15.023 (1)	94.96		17:41:26.081

P13 100 C		Craig HOWTON		Kawasaki ZX6R - ME		
IDEAL LAP TIME : 1:15.804		BEST LAP TIME : 1:15.914		DIFFERENCE : 0.110		
LAP	SECTOR 1	SECTOR 2	LAP TIME	MPH	DIFF	TIME OF DAY
1 -		26.881	1:21.668	87.23	5.754	17:35:04.311
2 -	49.152	26.762	1:15.914 (1)	93.85		17:36:20.225
3 -	49.484	26.708	1:16.192 (3)	93.50	0.278	17:37:36.417
4 -	49.589	26.796	1:16.385	93.27	0.471	17:38:52.802
5 -	51.143	27.022	1:18.165	91.14	2.251	17:40:10.967
6 -	49.271	26.652	1:15.923 (2)	93.84	0.009	17:41:26.890

P14 59 C		Caiden WILKINSON		Yamaha R6 - RB Electrics		
IDEAL LAP TIME : 1:15.559		BEST LAP TIME : 1:16.017		DIFFERENCE : 0.458		
LAP	SECTOR 1	SECTOR 2	LAP TIME	MPH	DIFF	TIME OF DAY
1 -		27.040	1:22.141	86.73	6.124	17:35:04.784
2 -	49.551	26.604	1:16.155 (2)	93.55	0.138	17:36:20.939
3 -	49.950	26.700	1:16.650	92.95	0.633	17:37:37.589
4 -	49.365	26.652	1:16.017 (1)	93.72		17:38:53.606
5 -	50.607	27.293	1:17.900	91.45	1.883	17:40:11.506
6 -	48.955	27.556	1:16.511 (3)	93.11	0.494	17:41:28.017

P15 888		Hayden WOOD		Yamaha R6 -		
IDEAL LAP TIME : 1:15.528		BEST LAP TIME : 1:15.828		DIFFERENCE : 0.300		
LAP	SECTOR 1	SECTOR 2	LAP TIME	MPH	DIFF	TIME OF DAY
1 -		27.039	1:23.528	85.29	7.700	17:35:06.171
2 -	50.663	26.959	1:17.622	91.78	1.794	17:36:23.793
3 -	49.810	26.343	1:16.153 (3)	93.55	0.325	17:37:39.946
4 -	49.877	26.388	1:16.265	93.41	0.437	17:38:56.211
5 -	49.530	26.298	1:15.828 (1)	93.95		17:40:12.039
6 -	49.230	26.821	1:16.051 (2)	93.68	0.223	17:41:28.090

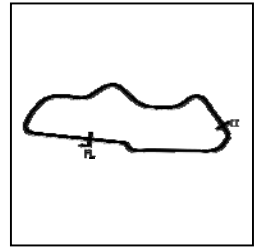
Weather / Track : Cloudy / Dry

Donington Park National
Circuit Length = 1.9790 miles
Start: 17:33 Flag 17:41 End: 17:42

BMCRC - MRO Championships 2020 - Rnd 3 @ Donington Park National

Team Respro MRO 600 inc Clubman 600

RACE 16 - SECTOR ANALYSIS



SECTOR 1 = FL to I1, SECTOR 2 = I1 to FL, DIFF = Difference To Personal Best Lap, P = Crossed Finish Line in Pit Lane, D = Time Disallowed

P16 7 C		Thomas BENSTED		Triumph DAYTONA 675R - Significant Debt Racing		
IDEAL LAP TIME : 1:15.460		BEST LAP TIME : 1:15.870		DIFFERENCE : 0.410		
LAP	SECTOR 1	SECTOR 2	LAP TIME	MPH	DIFF	TIME OF DAY
1 -		27.323	1:21.841	87.05	5.971	17:35:04.484
2 -	49.489	27.078	1:16.567 (2)	93.05	0.697	17:36:21.051
3 -	49.941	26.871	1:16.812 (3)	92.75	0.942	17:37:37.863
4 -	49.453	26.417	1:15.870 (1)	93.90		17:38:53.733
5 -	50.808	27.106	1:17.914	91.44	2.044	17:40:11.647
6 -	49.043	27.868	1:16.911	92.63	1.041	17:41:28.558

P17 4 C		Tom VAUGHAN		Yamaha R6 - Go Racing Developments		
IDEAL LAP TIME : 1:15.317		BEST LAP TIME : 1:15.884		DIFFERENCE : 0.567		
LAP	SECTOR 1	SECTOR 2	LAP TIME	MPH	DIFF	TIME OF DAY
1 -		27.023	1:23.892	84.92	8.008	17:35:06.535
2 -	50.707	26.897	1:17.604	91.80	1.720	17:36:24.139
3 -	49.991	26.640	1:16.631	92.97	0.747	17:37:40.770
4 -	49.695	26.189	1:15.884 (1)	93.88		17:38:56.654
5 -	49.836	26.473	1:16.309 (3)	93.36	0.425	17:40:12.963
6 -	49.128	27.121	1:16.249 (2)	93.43	0.365	17:41:29.212

P18 624 C		Matthew FEDRICK		Yamaha R6 - Matthew Fedrick farriers ltd		
IDEAL LAP TIME : 1:17.103		BEST LAP TIME : 1:17.199		DIFFERENCE : 0.096		
LAP	SECTOR 1	SECTOR 2	LAP TIME	MPH	DIFF	TIME OF DAY
1 -		27.350	1:25.287	83.53	8.088	17:35:07.930
2 -	51.315	26.972	1:18.287	91.00	1.088	17:36:26.217
3 -	50.765	27.024	1:17.789 (3)	91.58	0.590	17:37:44.006
4 -	50.382	27.303	1:17.685 (2)	91.71	0.486	17:39:01.691
5 -	51.253	27.329	1:18.582	90.66	1.383	17:40:20.273
6 -	50.478	26.721	1:17.199 (1)	92.28		17:41:37.472

P19 404 C		Tommy HEMPHILL		Yamaha R6 - None		
IDEAL LAP TIME : 1:17.360		BEST LAP TIME : 1:17.360		DIFFERENCE : 0.000		
LAP	SECTOR 1	SECTOR 2	LAP TIME	MPH	DIFF	TIME OF DAY
1 -		27.964	1:25.194	83.62	7.834	17:35:07.837
2 -	51.044	27.160	1:18.204	91.10	0.844	17:36:26.041
3 -	50.350	27.010	1:17.360 (1)	92.09		17:37:43.401
4 -	50.451	27.304	1:17.755 (2)	91.62	0.395	17:39:01.156
5 -	51.123	27.388	1:18.511	90.74	1.151	17:40:19.667
6 -	51.120	27.036	1:18.156 (3)	91.15	0.796	17:41:37.823

P20 263 C		James TUCKER		Triumph 675 -		
IDEAL LAP TIME : 1:17.866		BEST LAP TIME : 1:18.159		DIFFERENCE : 0.293		
LAP	SECTOR 1	SECTOR 2	LAP TIME	MPH	DIFF	TIME OF DAY
1 -		27.124	1:23.186	85.64	5.027	17:35:05.829
2 -	50.742	27.799	1:18.541 (2)	90.71	0.382	17:36:24.370
3 -	51.285	27.527	1:18.812	90.40	0.653	17:37:43.182
4 -	50.888	27.271	1:18.159 (1)	91.15		17:39:01.341
5 -	51.372	27.268	1:18.640 (3)	90.59	0.481	17:40:19.981
6 -	51.493	29.276	1:20.769	88.21	2.610	17:41:40.750

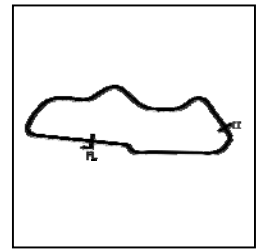
Weather / Track : Cloudy / Dry

Donington Park National
Circuit Length = 1.9790 miles
Start: 17:33 Flag 17:41 End: 17:42

BMCRC - MRO Championships 2020 - Rnd 3 @ Donington Park National

Team Respro MRO 600 inc Clubman 600

RACE 16 - SECTOR ANALYSIS



SECTOR 1 = FL to I1, SECTOR 2 = I1 to FL, DIFF = Difference To Personal Best Lap, P = Crossed Finish Line in Pit Lane, D = Time Disallowed

P21 37 C		Alexander LATHAM		Triumph DAYTONA - BR-8 / McCrash Racing		
IDEAL LAP TIME : 1:17.491		BEST LAP TIME : 1:17.986		DIFFERENCE : 0.495		
LAP	SECTOR 1	SECTOR 2	LAP TIME	MPH	DIFF	TIME OF DAY
1 -		28.425	1:28.146	80.82	10.160	17:35:10.789
2 -	52.412	27.872	1:20.284	88.74	2.298	17:36:31.073
3 -	52.813	27.452	1:20.265	88.76	2.279	17:37:51.338
4 -	51.798	27.265	1:19.063 (3)	90.11	1.077	17:39:10.401
5 -	50.226	28.145	1:18.371 (2)	90.90	0.385	17:40:28.772
6 -	50.672	27.314	1:17.986 (1)	91.35		17:41:46.758

P22 118 C		Jim COYLE		Triumph DAYTONA 675R - Big Jim RIP		
IDEAL LAP TIME : 1:18.934		BEST LAP TIME : 1:19.065		DIFFERENCE : 0.131		
LAP	SECTOR 1	SECTOR 2	LAP TIME	MPH	DIFF	TIME OF DAY
1 -		27.474	1:25.124	83.69	6.059	17:35:07.767
2 -	52.195	27.802	1:19.997 (3)	89.06	0.932	17:36:27.764
3 -	51.581	27.484	1:19.065 (1)	90.11		17:37:46.829
4 -	52.564	28.226	1:20.790	88.18	1.725	17:39:07.619
5 -	52.696	28.359	1:21.055	87.89	1.990	17:40:28.674
6 -	51.856	27.353	1:19.209 (2)	89.94	0.144	17:41:47.883

P23 50		Aditya Singh BEHAL		Yamaha YZF-R6 - Urban Nomads Racing		
IDEAL LAP TIME : 1:17.678		BEST LAP TIME : 1:17.678		DIFFERENCE : 0.000		
LAP	SECTOR 1	SECTOR 2	LAP TIME	MPH	DIFF	TIME OF DAY
1 -		28.497	1:29.240	79.83	11.562	17:35:11.883
2 -	52.468	28.686	1:21.154	87.79	3.476	17:36:33.037
3 -	51.564	27.933	1:19.497 (3)	89.62	1.819	17:37:52.534
4 -	51.853	27.911	1:19.764	89.32	2.086	17:39:12.298
5 -	50.917	27.870	1:18.787 (2)	90.42	1.109	17:40:31.085
6 -	50.240	27.438	1:17.678 (1)	91.72		17:41:48.763

P24 22 C		Toby TRUNDLE		Triumph Daytona 675 -		
IDEAL LAP TIME : 1:19.251		BEST LAP TIME : 1:19.591		DIFFERENCE : 0.340		
LAP	SECTOR 1	SECTOR 2	LAP TIME	MPH	DIFF	TIME OF DAY
1 -		27.719	1:27.098	81.79	7.507	17:35:09.741
2 -	53.325	27.789	1:21.114	87.83	1.523	17:36:30.855
3 -	52.764	27.411	1:20.175 (3)	88.86	0.584	17:37:51.030
4 -	53.711	27.650	1:21.361	87.56	1.770	17:39:12.391
5 -	52.484	27.374	1:19.858 (2)	89.21	0.267	17:40:32.249
6 -	51.877	27.714	1:19.591 (1)	89.51		17:41:51.840

P25 8 C		Dave SAUNDERS		Honda CBR600 -		
IDEAL LAP TIME : 1:20.730		BEST LAP TIME : 1:20.730		DIFFERENCE : 0.000		
LAP	SECTOR 1	SECTOR 2	LAP TIME	MPH	DIFF	TIME OF DAY
1 -		28.991	1:29.549	79.56	8.819	17:35:12.192
2 -	52.966	28.501	1:21.467	87.45	0.737	17:36:33.659
3 -	53.211	28.255	1:21.466	87.45	0.736	17:37:55.125
4 -	52.845	27.885	1:20.730 (1)	88.25		17:39:15.855
5 -	53.001	28.060	1:21.061 (2)	87.89	0.331	17:40:36.916
6 -	53.056	28.135	1:21.191 (3)	87.75	0.461	17:41:58.107

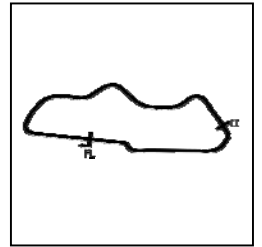
Weather / Track : Cloudy / Dry

Donington Park National
Circuit Length = 1.9790 miles
Start: 17:33 Flag 17:41 End: 17:42

BMCRC - MRO Championships 2020 - Rnd 3 @ Donington Park National

Team Respro MRO 600 inc Clubman 600

RACE 16 - SECTOR ANALYSIS



SECTOR 1 = FL to I1, SECTOR 2 = I1 to FL, DIFF = Difference To Personal Best Lap, P = Crossed Finish Line in Pit Lane, D = Time Disallowed

P26 93		James BLACKMORE		Suzuki GSXR600 - Gristwood and Tom's racing		
IDEAL LAP TIME : 1:20.754		BEST LAP TIME : 1:21.003		DIFFERENCE : 0.249		
LAP	SECTOR 1	SECTOR 2	LAP TIME	MPH	DIFF	TIME OF DAY
1 -		28.757	1:29.778	79.35	8.775	17:35:12.421
2 -	53.228	28.640	1:21.868 (3)	87.02	0.865	17:36:34.289
3 -	53.348	28.621	1:21.969	86.91	0.966	17:37:56.258
4 -	52.510	28.493	1:21.003 (1)	87.95		17:39:17.261
5 -	52.869	28.244	1:21.113 (2)	87.83	0.110	17:40:38.374
6 -	53.420	29.397	1:22.817	86.02	1.814	17:42:01.191

P27 96 C		Giovanni BELIOSSI		Honda CBR600RR - ASR Accident Storage Recovery		
IDEAL LAP TIME : 1:27.761		BEST LAP TIME : 1:27.955		DIFFERENCE : 0.194		
LAP	SECTOR 1	SECTOR 2	LAP TIME	MPH	DIFF	TIME OF DAY
1 -		30.111	1:35.115	74.90	7.160	17:35:17.758
2 -	58.290	30.561	1:28.851 (3)	80.18	0.896	17:36:46.609
3 -	59.039	30.301	1:29.340	79.74	1.385	17:38:15.949
4 -	58.254	29.701	1:27.955 (1)	81.00		17:39:43.904
5 -	58.060	30.361	1:28.421 (2)	80.57	0.466	17:41:12.325

P28 61 C		Adam SYMONDS		Yamaha R6 -		
IDEAL LAP TIME : 1:20.744		BEST LAP TIME : 1:21.304		DIFFERENCE : 0.560		
LAP	SECTOR 1	SECTOR 2	LAP TIME	MPH	DIFF	TIME OF DAY
1 -		28.428	1:28.921	80.12	7.617	17:35:11.564
2 -	53.005	28.558	1:21.563 (3)	87.35	0.259	17:36:33.127
3 -	53.156	28.586	1:21.742	87.16	0.438	17:37:54.869
4 -	53.473	27.861	1:21.334 (2)	87.59	0.030	17:39:16.203
5 -	52.883	28.421	1:21.304 (1)	87.62		17:40:37.507

Weather / Track : Cloudy / Dry

Donington Park National
 Circuit Length = 1.9790 miles
 Start: 17:33 Flag 17:41 End: 17:42

BMCRC - MRO Championships 2020 - Rnd 3 @ Donington Park National

Team Respro MRO 600 inc Clubman 600

RACE 16 - BEST SECTORS

SECTOR 1			SECTOR 2			IDEAL / BEST COMPARISON						
POS	NO	NAME	TIME	NO	NAME	TIME	POS	NO	NAME	IDEAL	BEST	DIFF
									PERFECT LAP	1:11.566		
1	32	PHILLIPS	46.348	84	WOTTON	25.218	1	32	PHILLIPS	1:11.568	1:11.568	0.000
2	84	WOTTON	46.441	32	PHILLIPS	25.220	2	84	WOTTON	1:11.659	1:11.923	0.264
3	41	VALLELEY	46.837	41	VALLELEY	25.281	3	41	VALLELEY	1:12.118	1:12.118	0.000
4	46	ROWLINGS	47.113	46	ROWLINGS	25.524	4	46	ROWLINGS	1:12.637	1:12.655	0.018
5	36	FOWLE	47.414	36	FOWLE	25.647	5	36	FOWLE	1:13.061	1:13.257	0.196
6	173	DRAPER	48.161	173	DRAPER	25.653	6	173	DRAPER	1:13.814	1:13.814	0.000
7	13	EDMONDSON	48.375	4	VAUGHAN	26.189	7	12	BLOCH	1:14.712	1:15.146	0.434
8	12	BLOCH	48.415	818	BARKER	26.274	8	13	EDMONDSON	1:14.921	1:14.921	0.000
9	818	BARKER	48.749	12	BLOCH	26.297	9	818	BARKER	1:15.023	1:15.023	0.000
10	3	LAMBDEN	48.817	888	WOOD	26.298	10	4	VAUGHAN	1:15.317	1:15.884	0.567
11	59	WILKINSON	48.955	7	BENSTED	26.417	11	7	BENSTED	1:15.460	1:15.870	0.410
12	27	WICKENS	49.010	27	WICKENS	26.476	12	27	WICKENS	1:15.486	1:15.563	0.077
13	7	BENSTED	49.043	13	EDMONDSON	26.546	13	888	WOOD	1:15.528	1:15.828	0.300
14	4	VAUGHAN	49.128	59	WILKINSON	26.604	14	3	LAMBDEN	1:15.535	1:15.586	0.051
15	100	HOWTON	49.152	100	HOWTON	26.652	15	59	WILKINSON	1:15.559	1:16.017	0.458
16	888	WOOD	49.230	3	LAMBDEN	26.718	16	100	HOWTON	1:15.804	1:15.914	0.110
17	37	LATHAM	50.226	624	FEDRICK	26.721	17	624	FEDRICK	1:17.103	1:17.199	0.096
18	50	BEHAL	50.240	404	HEMPHILL	27.010	18	404	HEMPHILL	1:17.360	1:17.360	0.000
19	404	HEMPHILL	50.350	263	TUCKER	27.124	19	37	LATHAM	1:17.491	1:17.986	0.495
20	624	FEDRICK	50.382	37	LATHAM	27.265	20	50	BEHAL	1:17.678	1:17.678	0.000
21	263	TUCKER	50.742	118	COYLE	27.353	21	263	TUCKER	1:17.866	1:18.159	0.293
22	118	COYLE	51.581	22	TRUNDLE	27.374	22	118	COYLE	1:18.934	1:19.065	0.131
23	22	TRUNDLE	51.877	50	BEHAL	27.438	23	22	TRUNDLE	1:19.251	1:19.591	0.340
24	93	BLACKMORE	52.510	61	SYMONDS	27.861	24	8	SAUNDERS	1:20.730	1:20.730	0.000
25	8	SAUNDERS	52.845	8	SAUNDERS	27.885	25	61	SYMONDS	1:20.744	1:21.304	0.560
26	61	SYMONDS	52.883	93	BLACKMORE	28.244	26	93	BLACKMORE	1:20.754	1:21.003	0.249
27	96	BELIOSSI	58.060	96	BELIOSSI	29.701	27	96	BELIOSSI	1:27.761	1:27.955	0.194
28							28	188	KRAWIECKI		1:12.251	
29												

Weather / Track : Cloudy / Dry

Results can be found at www.tsl-timing.com

Donington Park National
 Circuit Length = 1.9790 miles
 Start: 17:33 Flag 17:41 End: 17:42

Printed - 17:43 Saturday, 05 September 2020

BMCRC - MRO Championships 2020 - Rnd 3 @ Donington Park National

Team Respro MRO 600 inc Clubman 600

RACE 16 - STATISTICS

Competitors Started 28
Planned Start 2020-09-05 @ 17:01:00.000
Actual Start 2020-09-05 @ 17:33:42.642
Finish Time 2020-09-05 @ 17:41:02.038
Track Length 1.9790mi.
Total Laps 166
Total Distance Covered 328.5251mi.

Session Fastest Lap History

NO	CL	NAME	LAP TIME	TIME OF DAY	LAP	VEHICLE
41		Louis VALLELEY	1:13.047	17:36:12.186	2	Yamaha R6
46		Harry ROWLINGS	1:12.931	17:36:13.126	2	Triumph GP2 GP2 EVO
41		Louis VALLELEY	1:12.581	17:37:24.766	3	Yamaha R6
41		Louis VALLELEY	1:12.303	17:38:37.071	4	Yamaha R6
41		Louis VALLELEY	1:12.118	17:39:49.188	5	Yamaha R6
32		Carl PHILLIPS	1:11.568	17:39:49.758	5	Suzuki GSXR 600

Session Leader History

NO	CL	NAME	FROM LAP	LAPS LED	DISTANCE	VEHICLE
32		Carl PHILLIPS	1	1	1.94 miles	Suzuki GSXR 600
41		Louis VALLELEY	2	5	9.89 miles	Yamaha R6

Flag History

TYPE	TIME OF DAY
GREEN	17:33:42.642
FINISH	17:41:02.038

Flag Statistics

TYPE	COUNT	TOTAL LAPS	TOTAL TIME
Green	1	6	8:46.316
Red	0	0	0.000
Safety Car	0	0	0.000
FCY	0	0	0.000

Weather / Track : Cloudy / Dry

BMCRC - MRO Championships 2020 - Rnd 3 @ Donington Park National

Team Respro MRO 600 inc Clubman 600

RACE 16 - STATISTICS

CLASS :

13 Starters

Fastest Lap History

NO	NAME	LAP TIME	TIME OF DAY	LAP	VEHICLE
41	Louis VALLELEY	1:13.047	17:36:12.186	2	Yamaha R6
46	Harry ROWLINGS	1:12.931	17:36:13.126	2	Triumph GP2 GP2 EVO
41	Louis VALLELEY	1:12.581	17:37:24.766	3	Yamaha R6
41	Louis VALLELEY	1:12.303	17:38:37.071	4	Yamaha R6
41	Louis VALLELEY	1:12.118	17:39:49.188	5	Yamaha R6
32	Carl PHILLIPS	1:11.568	17:39:49.758	5	Suzuki GSXR 600

Leader History

NO	NAME	FROM LAP	LAPS LED	DISTANCE	VEHICLE
32	Carl PHILLIPS	1	1	1.94 miles	Suzuki GSXR 600
41	Louis VALLELEY	2	5	9.89 miles	Yamaha R6

Weather / Track : Cloudy / Dry

Results can be found at www.tsl-timing.com

Page 2 of 3

Donington Park National
Circuit Length = 1.9790 miles
Start: 17:33 Flag 17:41 End: 17:42

Printed - 17:44 Saturday, 05 September 2020

BMCRC - MRO Championships 2020 - Rnd 3 @ Donington Park National

Team Respro MRO 600 inc Clubman 600

RACE 16 - STATISTICS

CLASS : C

15 Starters

Fastest Lap History

NO	NAME	LAP TIME	TIME OF DAY	LAP	VEHICLE
100	Craig HOWTON	1:15.914	17:36:20.240	2	Kawasaki ZX6R
12	Cedric BLOCH	1:15.884	17:36:22.612	2	Kawazaki ZX6R
12	Cedric BLOCH	1:15.582	17:37:38.196	3	Kawazaki ZX6R
12	Cedric BLOCH	1:15.146	17:41:25.438	6	Kawazaki ZX6R
818	Alex BARKER	1:15.023	17:41:26.094	6	Yamaha R6

Leader History

NO	NAME	FROM LAP	LAPS LED	DISTANCE	VEHICLE
100	Craig HOWTON	1	4	7.87 miles	Kawasaki ZX6R
12	Cedric BLOCH	5	2	3.95 miles	Kawazaki ZX6R

BMCRC - MRO Championships 2020 - Rnd 3 @ Donington Park National

Team Respro MRO 600 inc Clubman 600

RACE 6 - GRID (10 Laps)



FOR THE EDGE

ROW 12	36	83	Talan SKEELS-PIGGINS	35	192	Daniel MOFFA	34	675	Samuel SMYTH		
ROW 11		33	19	Michael REGAN	32	99	Michael SIMMONS	31	111	Ryan FOLKES	
ROW 10	30	56	Michael MILLS	29	190	Glenn WALSH	28	96	Giovanni BELIOSSI	1:27.955	
ROW 9		27	61	Adam SYMONDS	26	93	James BLACKMORE	25	8	Dave SAUNDERS	1:21.304 1:21.003 1:20.730
ROW 8	24	22	Toby TRUNDLE	23	118	Jim COYLE	22	263	James TUCKER	1:19.591 1:19.065 1:18.159	
ROW 7		21	37	Alexander LATHAM	20	50	Aditya Singh BEHAL	19	404	Tommy HEMPHILL	1:17.986 1:17.678 1:17.360
ROW 6	18	624	Matthew FEDRICK	17	59	Caiden WILKINSON	16	100	Craig HOWTON	1:17.199 1:16.017 1:15.914	
ROW 5		15	4	Tom VAUGHAN	14	7	Thomas BENSTED	13	888	Hayden WOOD	1:15.884 1:15.870 1:15.828
ROW 4	12	3	Joey LAMBDEN	11	27	Stuart WICKENS	10	12	Cedric BLOCH	1:15.586 1:15.563 1:15.146	
ROW 3		9	818	Alex BARKER	8	13	Doug EDMONDSON	7	173	Stephen DRAPER	1:15.023 1:14.921 1:13.814
ROW 2	6	36	Harry FOWLE	5	46	Harry ROWLINGS	4	188	Dawid KRAWIECKI	1:13.257 1:12.655 1:12.251	
ROW 1		3	41	Louis VALLELEY	2	84	Ben WOTTON	1	32	Carl PHILLIPS	1:12.118 1:11.923 1:11.568

Pole

Donington Park National
Circuit Length = 1.9790 miles

These results are provisional until the conclusion of any judicial and technical matters.

Clerk Of Course :	Steward :	Timekeeper :
-------------------	-----------	--------------

Results can be found at www.tsl-timing.com

Printed - 17:46 Saturday, 05 September 2020



BMCRC - MRO Championships 2020 - Rnd 3 @ Donington Park National

Team Respro MRO 600 inc Clubman 600

RACE 6 - CLASSIFICATION



FOR THE EDGE

POS	NO	CL	PIC NAME	ENTRY	LAPS	TIME	GAP	DIFF	MPH	BEST	ON
1	32		1 Carl PHILLIPS	Suzuki GSXR 600 - PRF Racing	8	9:44.008			97.36	1:11.886	4
2	41		2 Louis VALLELEY	Yamaha R6 - Team V	8	9:44.747	0.739	0.739	97.23	1:11.935	5
3	188		3 Dawid KRAWIECKI	Yamaha R6 - Code Blue LTD & D A East Electrical	8	9:45.601	1.593	0.854	97.09	1:11.923	7
4	84		4 Ben WOTTON	Triumph DAYTONA 675R - JAMES JACKSON RAC	8	9:46.630	2.622	1.029	96.92	1:11.653	5
5	46		5 Harry ROWLINGS	Triumph GP2 GP2 EVO - BER/ Steve Jordan Motor	8	9:47.971	3.963	1.341	96.70	1:12.388	3
6	36		6 Harry FOWLE	Triumph DAYTONA 675R - BER/ Steve Jordan Mot	8	9:52.747	8.739	4.776	95.92	1:12.692	4
7	173		7 Stephen DRAPER	Yamaha R6 -	8	9:54.290	10.282	1.543	95.67	1:13.202	6
8	56		8 Michael MILLS	Yamaha R6 - A51 Racing, The Wokingham Bar Con	8	9:57.710	13.702	3.420	95.13	1:12.844	5
9	818	C	1 Alex BARKER	Yamaha R6 - SS5 Construction LTD	8	10:07.645	23.637	9.935	93.57	1:14.598	7
10	13		9 Doug EDMONDSON	Triumph DAYTONA - Stan Stephens Tuning	8	10:08.595	24.587	0.950	93.42	1:14.644	6
11	7	C	2 Thomas BENSTED	Triumph DAYTONA 675R - Significant Debt Racing	8	10:09.231	25.223	0.636	93.33	1:14.943	7
12	12	C	3 Cedric BLOCH	Kawazaki ZX6R - Brigit's Group & SDC Performanc	8	10:09.607	25.599	0.376	93.27	1:14.921	5
13	3		10 Joey LAMBDEN	Yamaha R6 -	8	10:11.769	27.761	2.162	92.94	1:14.963	5
14	888		11 Hayden WOOD	Yamaha R6 -	8	10:16.067	32.059	4.298	92.29	1:15.625	6
15	59	C	4 Caiden WILKINSON	Yamaha R6 - RB Electrics	8	10:16.174	32.166	0.107	92.28	1:15.445	7
16	100	C	5 Craig HOWTON	Kawasaki ZX6R - ME	8	10:17.100	33.092	0.926	92.14	1:16.137	7
17	4	C	6 Tom VAUGHAN	Yamaha R6 - Go Racing Developments	8	10:17.688	33.680	0.588	92.05	1:15.883	7
18	404	C	7 Tommy HEMPHILL	Yamaha R6 - None	8	10:17.724	33.716	0.036	92.04	1:15.828	7
19	624	C	8 Matthew FEDRICK	Yamaha R6 - Matthew Fedrick farriers ltd	8	10:22.788	38.780	5.064	91.30	1:16.775	6
20	50		12 Aditya Singh BEHAL	Yamaha YZF-R6 - Urban Nomads Racing	8	10:31.199	47.191	8.411	90.08	1:17.320	4
21	263	C	9 James TUCKER	Triumph 675 -	8	10:31.389	47.381	0.190	90.05	1:17.229	7
22	37	C	10 Alexander LATHAM	Triumph DAYTONA - BR-8 / McCrash Racing	8	10:34.025	50.017	2.636	89.68	1:16.119	6
23	99		13 Michael SIMMONS	Yamaha R6 - Westcountry Windings	8	10:35.284	51.276	1.259	89.50	1:17.712	6
24	118	C	11 Jim COYLE	Triumph DAYTONA 675R - Big Jim RIP	8	10:35.696	51.688	0.412	89.44	1:17.932	3
25	22	C	12 Toby TRUNDLE	Triumph Daytona 675 -	8	10:43.148	59.140	7.452	88.40	1:19.008	6
26	192	C	13 Daniel MOFFA	Kawasaki ZX6R - DM Racing	8	10:43.567	59.559	0.419	88.35	1:18.789	6
27	19	C	14 Michael REGAN	Honda CBR600 - West Country Windings	8	10:52.476	1:08.468	8.909	87.14	1:19.653	3
28	8	C	15 Dave SAUNDERS	Honda CBR600 -	8	10:56.023	1:12.015	3.547	86.67	1:20.470	8
29	93		14 James BLACKMORE	Suzuki GSXR600 - Gristwood and Tom's racing	7	9:51.882	1 Lap	1 Lap	84.03	1:22.735	3
30	96	C	16 Giovanni BELIOSSI	Honda CBR600RR - ASR Accident Storage Recove	7	10:13.645	1 Lap	21.763	81.05	1:26.005	6

NOT CLASSIFIED

DNF 61 C Adam SYMONDS Yamaha R6 - 0

FASTEST LAP

84	Ben WOTTON	Triumph DAYTONA 675R - JAMES JACKSON RAC	5	1:11.653	99.43 mph	160.02 kph
818	C Alex BARKER	Yamaha R6 - SS5 Construction LTD	7	1:14.598	95.50 mph	153.70 kph

Class - 92.5% of Race Speed = 90.05 mph
Class C - 92.5% of Race Speed = 86.55 mph

Donington Park National
Circuit Length = 1.9790 miles
Start: 11:37 Flag 11:46 End: 11:48

Weather / Track : Cloudy / Dry

These results are provisional until the conclusion of any judicial and technical matters.

Clerk Of Course :	Steward :	Timekeeper :
-------------------	-----------	--------------

Results can be found at www.tsl-timing.com

Printed - 11:48 Sunday, 06 September 2020



BMCRC - MRO Championships 2020 - Rnd 3 @ Donington Park National

Team Respro MRO 600 inc Clubman 600

RACE 6 - LAP CHART

LAP 1 @ 11:38:29.835

NO	BEHIND	LAP TIME
41		1:17.487
46	0.061	1:17.548
32	0.092	1:17.579
188	0.791	1:18.278
173	1.500	1:18.987
13	2.441	1:19.928
84	2.526	1:20.013
12	2.842	1:20.329
36	2.856	1:20.343
7	3.225	1:20.712
818	3.416	1:20.903
56	3.523	1:21.010
3	4.508	1:21.995
59	4.658	1:22.145
100	4.790	1:22.277
4	5.055	1:22.542
888	5.735	1:23.222
404	6.137	1:23.624
624	6.635	1:24.122
50	7.310	1:24.797
263	7.908	1:25.395
118	8.092	1:25.579
99	8.703	1:26.190
22	9.347	1:26.834
19	9.732	1:27.219
8	10.882	1:28.369
192	11.467	1:28.954
93	12.957	1:30.444
96	15.038	1:32.525
37	16.650	1:34.137

LAP 2 @ 11:39:42.223

NO	BEHIND	LAP TIME
41		1:12.388
32	0.274	1:12.570
46	0.979	1:13.306
188	1.522	1:13.119
84	2.592	1:12.454
173	3.105	1:13.993
36	3.929	1:13.461
13	5.477	1:15.424
56	5.595	1:14.460
12	5.870	1:15.416
7	6.335	1:15.498
818	7.133	1:16.105
3	7.581	1:15.461
100	8.867	1:16.465
888	9.458	1:16.111
59	9.643	1:17.373
4	9.771	1:17.104
404	10.336	1:16.587
624	11.133	1:16.886
50	12.430	1:17.508
118	14.197	1:18.493
99	15.099	1:18.784
263	15.829	1:20.309
22	16.588	1:19.629
19	17.394	1:20.050
192	18.811	1:19.732
8	19.892	1:21.398
37	23.745	1:19.483
93	25.063	1:24.494

LAP 3 @ 11:40:54.320

NO	BEHIND	LAP TIME
41		1:12.097
32	0.322	1:12.145
46	1.270	1:12.388
188	1.823	1:12.398
84	3.783	1:13.288
173	4.780	1:13.772
36	4.996	1:13.164
56	7.270	1:13.772
13	9.039	1:15.659
12	9.157	1:15.384
7	9.461	1:15.223
818	10.433	1:15.397
3	11.116	1:15.632
100	13.158	1:16.388
888	13.347	1:15.986
4	13.585	1:15.911
59	14.105	1:16.559
404	14.786	1:16.547
624	16.059	1:17.023
50	17.994	1:17.661
118	20.032	1:17.932
99	21.761	1:18.759
263	22.270	1:18.538
22	23.868	1:19.377
19	24.950	1:19.653
192	25.615	1:18.901
37	28.980	1:17.332
8	29.020	1:21.225
93	35.701	1:22.735
96	44.843	1:26.717

LAP 4 @ 11:42:06.367

NO	BEHIND	LAP TIME
41		1:12.047
32	0.161	1:11.886
46	1.987	1:12.764
188	2.275	1:12.499
84	3.672	1:11.936
36	5.641	1:12.692
173	6.405	1:13.672
56	8.300	1:13.077
12	12.822	1:15.712
13	13.343	1:16.351
818	13.548	1:15.162
7	14.014	1:16.600
3	14.620	1:15.551
888	17.247	1:15.947
100	17.458	1:16.347
4	17.628	1:16.090
59	18.054	1:15.996
404	18.600	1:15.861
624	20.876	1:16.864
50	23.267	1:17.320
118	26.273	1:18.288
263	28.077	1:17.854
99	28.366	1:18.652
22	31.390	1:19.569
19	32.757	1:19.854
192	32.827	1:19.259
37	33.617	1:16.684

LAP 5 @ 11:43:18.302

NO	BEHIND	LAP TIME
41		1:11.935
32	0.265	1:12.039
188	2.370	1:12.030
46	2.868	1:12.816
84	3.390	1:11.653
36	6.576	1:12.870
173	7.723	1:13.253
56	9.209	1:12.844
12	15.808	1:14.921
13	16.962	1:15.554
818	17.108	1:15.495
7	17.352	1:15.273
3	17.648	1:14.963
888	21.727	1:16.415
100	21.849	1:16.326
4	21.927	1:16.234
59	22.797	1:16.678
404	23.030	1:16.365
624	25.901	1:16.960
50	29.577	1:18.245
118	33.028	1:18.690
263	33.580	1:17.438
99	34.396	1:17.965
22	38.615	1:19.160
37	38.781	1:17.099
192	39.686	1:18.794
19	41.537	1:20.715
8	47.168	1:21.504
93	58.023	1:22.803

LAP 6 @ 11:44:30.256

NO	BEHIND	LAP TIME
41		1:11.954
32	0.810	1:12.499
188	2.534	1:12.118
96	1 Lap	1:27.173
84	3.663	1:12.227
46	3.815	1:12.901
36	7.561	1:12.939
173	8.971	1:13.202
56	10.196	1:12.941
12	18.852	1:14.998
13	19.652	1:14.644
818	20.351	1:15.197
7	20.693	1:15.295
3	21.531	1:15.837
888	25.398	1:15.625
100	26.806	1:16.911
59	26.901	1:16.058
404	27.379	1:16.303
4	27.690	1:17.717
624	30.722	1:16.775
50	36.151	1:18.528
263	38.966	1:17.340
118	39.536	1:18.462
99	40.154	1:17.712
37	42.946	1:16.119
22	45.669	1:19.008

LAP 7 @ 11:45:43.352

NO	BEHIND	LAP TIME
32		1:12.286
41	0.014	1:13.110
188	1.361	1:11.923
84	2.686	1:12.119
46	3.350	1:12.631
36	7.914	1:13.449
173	9.632	1:13.757
56	11.709	1:14.609
96	1 Lap	1:26.005
13	21.534	1:14.978
818	21.853	1:14.598
12	22.392	1:16.636
7	22.540	1:14.943
3	23.674	1:15.239
888	28.541	1:16.239
59	29.250	1:15.445
100	29.847	1:16.137
404	30.111	1:15.828
4	30.477	1:15.883
624	34.766	1:17.140
50	41.581	1:18.526
263	43.099	1:17.229
118	45.548	1:19.108
99	45.766	1:18.708
37	45.990	1:16.140
192	52.306	1:18.881
22	52.405	1:19.832
19	1:00.300	1:22.509
8	1:04.549	1:20.897

LAP 8 @ 11:46:56.356

NO	BEHIND	LAP TIME
32		1:13.004
41	0.739	1:13.729
188	1.593	1:13.236
84	2.622	1:12.940
46	3.963	1:13.617
93	1 Lap	1:24.265
36	8.739	1:13.829
173	10.282	1:13.654
56	13.702	1:14.997
818	23.637	1:14.788
13	24.587	1:16.057
7	25.223	1:15.687
12	25.599	1:16.211
3	27.761	1:17.091
96	1 Lap	1:26.959
888	32.059	1:16.522
59	32.166	1:15.920
100	33.092	1:16.249
4	33.680	1:16.207
404	33.716	1:16.609
624	38.780	1:17.018
50	47.191	1:18.614
263	47.381	1:17.286
37	50.017	1:17.031
99	51.276	1:18.514

118	51.688	1:19.144
22	59.140	1:19.739
192	59.559	1:20.257
19	1:08.468	1:21.172
8	1:12.015	1:20.470

Weather / Track : Cloudy / Dry

Donington Park National
Circuit Length = 1.9790 miles
Start: 11:37 Flag 11:46 End: 11:48

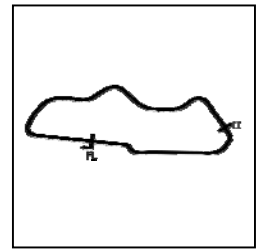
Results can be found at www.tsl-timing.com

Printed - 11:49 Sunday, 06 September 2020

BMCRC - MRO Championships 2020 - Rnd 3 @ Donington Park National

Team Respro MRO 600 inc Clubman 600

RACE 6 - SECTOR ANALYSIS



SECTOR 1 = FL to I1, SECTOR 2 = I1 to FL, DIFF = Difference To Personal Best Lap, P = Crossed Finish Line in Pit Lane, D = Time Disallowed

P1 32		Carl PHILLIPS		Suzuki GSXR 600 - PRF Racing		
IDEAL LAP TIME : 1:11.823		BEST LAP TIME : 1:11.886		DIFFERENCE : 0.063		
LAP	SECTOR 1	SECTOR 2	LAP TIME	MPH	DIFF	TIME OF DAY
1 -		26.270	1:17.579	91.83	5.693	11:38:29.927
2 -	47.294	25.276	1:12.570	98.17	0.684	11:39:42.497
3 -	46.985	25.160	1:12.145 (3)	98.75	0.259	11:40:54.642
4 -	46.739	25.147	1:11.886 (1)	99.11		11:42:06.528
5 -	46.921	25.118	1:12.039 (2)	98.89	0.153	11:43:18.567
6 -	46.705	25.794	1:12.499	98.27	0.613	11:44:31.066
7 -	46.939	25.347	1:12.286	98.56	0.400	11:45:43.352
8 -	47.289	25.715	1:13.004	97.59	1.118	11:46:56.356

P2 41		Louis VALLELEY		Yamaha R6 - Team V		
IDEAL LAP TIME : 1:11.766		BEST LAP TIME : 1:11.935		DIFFERENCE : 0.169		
LAP	SECTOR 1	SECTOR 2	LAP TIME	MPH	DIFF	TIME OF DAY
1 -		26.223	1:17.487	91.94	5.552	11:38:29.835
2 -	47.050	25.338	1:12.388	98.42	0.453	11:39:42.223
3 -	46.879	25.218	1:12.097	98.82	0.162	11:40:54.320
4 -	46.714	25.333	1:12.047 (3)	98.88	0.112	11:42:06.367
5 -	46.753	25.182	1:11.935 (1)	99.04		11:43:18.302
6 -	46.584	25.370	1:11.954 (2)	99.01	0.019	11:44:30.256
7 -	47.505	25.605	1:13.110	97.45	1.175	11:45:43.366
8 -	47.421	26.308	1:13.729	96.63	1.794	11:46:57.095

P3 188		Dawid KRAWIECKI		Yamaha R6 - Code Blue LTD & D A East Electrical		
IDEAL LAP TIME : 1:11.712		BEST LAP TIME : 1:11.923		DIFFERENCE : 0.211		
LAP	SECTOR 1	SECTOR 2	LAP TIME	MPH	DIFF	TIME OF DAY
1 -		26.146	1:18.278	91.01	6.355	11:38:30.626
2 -	47.395	25.724	1:13.119	97.43	1.196	11:39:43.745
3 -	47.026	25.372	1:12.398	98.40	0.475	11:40:56.143
4 -	47.065	25.434	1:12.499	98.27	0.576	11:42:08.642
5 -	46.754	25.276	1:12.030 (2)	98.91	0.107	11:43:20.672
6 -	46.543	25.575	1:12.118 (3)	98.79	0.195	11:44:32.790
7 -	46.436	25.487	1:11.923 (1)	99.05		11:45:44.713
8 -	47.524	25.712	1:13.236	97.28	1.313	11:46:57.949

P4 84		Ben WOTTON		Triumph DAYTONA 675R - JAMES JACKSON RACING (JJR) T		
IDEAL LAP TIME : 1:11.653		BEST LAP TIME : 1:11.653		DIFFERENCE : 0.000		
LAP	SECTOR 1	SECTOR 2	LAP TIME	MPH	DIFF	TIME OF DAY
1 -		26.764	1:20.013	89.04	8.360	11:38:32.361
2 -	47.131	25.323	1:12.454	98.33	0.801	11:39:44.815
3 -	46.871	26.417	1:13.288	97.21	1.635	11:40:58.103
4 -	46.779	25.157	1:11.936 (2)	99.04	0.283	11:42:10.039
5 -	46.558	25.095	1:11.653 (1)	99.43		11:43:21.692
6 -	46.798	25.429	1:12.227	98.64	0.574	11:44:33.919
7 -	46.782	25.337	1:12.119 (3)	98.79	0.466	11:45:46.038
8 -	46.843	26.097	1:12.940	97.67	1.287	11:46:58.978

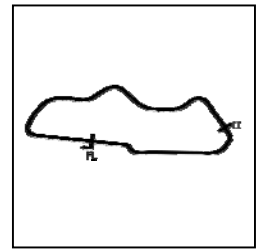
Weather / Track : Cloudy / Dry

Donington Park National
Circuit Length = 1.9790 miles
Start: 11:37 Flag 11:46 End: 11:48

BMCRC - MRO Championships 2020 - Rnd 3 @ Donington Park National

Team Respro MRO 600 inc Clubman 600

RACE 6 - SECTOR ANALYSIS



SECTOR 1 = FL to I1, SECTOR 2 = I1 to FL, DIFF = Difference To Personal Best Lap, P = Crossed Finish Line in Pit Lane, D = Time Disallowed

P5 46		Harry ROWLINGS		Triumph GP2 GP2 EVO - BER/ Steve Jordan Motorcycles			
IDEAL LAP TIME : 1:12.358		BEST LAP TIME : 1:12.388		DIFFERENCE : 0.030			
LAP	SECTOR 1	SECTOR 2	LAP TIME	MPH	DIFF	TIME OF DAY	
1 -		25.815	1:17.548	91.87	5.160	11:38:29.896	
2 -	47.786	25.520	1:13.306	97.19	0.918	11:39:43.202	
3 -	46.980	25.408	1:12.388 (1)	98.42		11:40:55.590	
4 -	47.240	25.524	1:12.764 (3)	97.91	0.376	11:42:08.354	
5 -	47.337	25.479	1:12.816	97.84	0.428	11:43:21.170	
6 -	47.043	25.858	1:12.901	97.73	0.513	11:44:34.071	
7 -	47.253	25.378	1:12.631 (2)	98.09	0.243	11:45:46.702	
8 -	47.316	26.301	1:13.617	96.77	1.229	11:47:00.319	

P6 36		Harry FOWLE		Triumph DAYTONA 675R - BER/ Steve Jordan Motorcycles			
IDEAL LAP TIME : 1:12.692		BEST LAP TIME : 1:12.692		DIFFERENCE : 0.000			
LAP	SECTOR 1	SECTOR 2	LAP TIME	MPH	DIFF	TIME OF DAY	
1 -		27.929	1:20.343	88.67	7.651	11:38:32.691	
2 -	47.541	25.920	1:13.461	96.98	0.769	11:39:46.152	
3 -	47.430	25.734	1:13.164	97.37	0.472	11:40:59.316	
4 -	46.966	25.726	1:12.692 (1)	98.01		11:42:12.008	
5 -	47.009	25.861	1:12.870 (2)	97.77	0.178	11:43:24.878	
6 -	47.089	25.850	1:12.939 (3)	97.67	0.247	11:44:37.817	
7 -	47.631	25.818	1:13.449	97.00	0.757	11:45:51.266	
8 -	47.358	26.471	1:13.829	96.50	1.137	11:47:05.095	

P7 173		Stephen DRAPER		Yamaha R6 -			
IDEAL LAP TIME : 1:13.106		BEST LAP TIME : 1:13.202		DIFFERENCE : 0.096			
LAP	SECTOR 1	SECTOR 2	LAP TIME	MPH	DIFF	TIME OF DAY	
1 -		26.107	1:18.987	90.20	5.785	11:38:31.335	
2 -	47.951	26.042	1:13.993	96.28	0.791	11:39:45.328	
3 -	48.061	25.711	1:13.772	96.57	0.570	11:40:59.100	
4 -	47.807	25.865	1:13.672	96.70	0.470	11:42:12.772	
5 -	47.852	25.401	1:13.253 (2)	97.26	0.051	11:43:26.025	
6 -	47.721	25.481	1:13.202 (1)	97.32		11:44:39.227	
7 -	48.107	25.650	1:13.757	96.59	0.555	11:45:52.984	
8 -	47.705	25.949	1:13.654 (3)	96.73	0.452	11:47:06.638	

P8 56		Michael MILLS		Yamaha R6 - A51 Racing, The Wokingham Bar Company			
IDEAL LAP TIME : 1:12.761		BEST LAP TIME : 1:12.844		DIFFERENCE : 0.083			
LAP	SECTOR 1	SECTOR 2	LAP TIME	MPH	DIFF	TIME OF DAY	
1 -		25.977	1:21.010	87.94	8.166	11:38:33.358	
2 -	48.276	26.184	1:14.460	95.68	1.616	11:39:47.818	
3 -	47.950	25.822	1:13.772	96.57	0.928	11:41:01.590	
4 -	47.339	25.738	1:13.077 (3)	97.49	0.233	11:42:14.667	
5 -	47.258	25.586	1:12.844 (1)	97.80		11:43:27.511	
6 -	47.175	25.766	1:12.941 (2)	97.67	0.097	11:44:40.452	
7 -	48.882	25.727	1:14.609	95.49	1.765	11:45:55.061	
8 -	47.649	27.348	1:14.997	94.99	2.153	11:47:10.058	

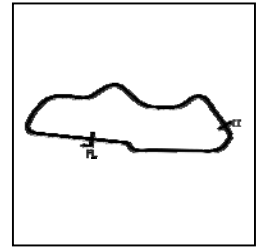
Weather / Track : Cloudy / Dry

Donington Park National
 Circuit Length = 1.9790 miles
 Start: 11:37 Flag 11:46 End: 11:48

BMCRC - MRO Championships 2020 - Rnd 3 @ Donington Park National

Team Respro MRO 600 inc Clubman 600

RACE 6 - SECTOR ANALYSIS



SECTOR 1 = FL to I1, SECTOR 2 = I1 to FL, DIFF = Difference To Personal Best Lap, P = Crossed Finish Line in Pit Lane, D = Time Disallowed

P9 818 C Alex BARKER		Yamaha R6 - SS5 Construction LTD				
IDEAL LAP TIME : 1:14.493		BEST LAP TIME : 1:14.598		DIFFERENCE : 0.105		
LAP	SECTOR 1	SECTOR 2	LAP TIME	MPH	DIFF	TIME OF DAY
1 -		26.588	1:20.903	88.06	6.305	11:38:33.251
2 -	49.795	26.310	1:16.105	93.61	1.507	11:39:49.356
3 -	49.242	26.155	1:15.397	94.49	0.799	11:41:04.753
4 -	48.862	26.300	1:15.162 (3)	94.79	0.564	11:42:19.915
5 -	49.284	26.211	1:15.495	94.37	0.897	11:43:35.410
6 -	49.197	26.000	1:15.197	94.74	0.599	11:44:50.607
7 -	48.493	26.105	1:14.598 (1)	95.50		11:46:05.205
8 -	48.585	26.203	1:14.788 (2)	95.26	0.190	11:47:19.993

P10 13 Doug EDMONDSON		Triumph DAYTONA - Stan Stephens Tuning				
IDEAL LAP TIME : 1:14.644		BEST LAP TIME : 1:14.644		DIFFERENCE : 0.000		
LAP	SECTOR 1	SECTOR 2	LAP TIME	MPH	DIFF	TIME OF DAY
1 -		26.788	1:19.928	89.13	5.284	11:38:32.276
2 -	48.943	26.481	1:15.424 (3)	94.46	0.780	11:39:47.700
3 -	48.986	26.673	1:15.659	94.16	1.015	11:41:03.359
4 -	49.527	26.824	1:16.351	93.31	1.707	11:42:19.710
5 -	49.051	26.503	1:15.554	94.29	0.910	11:43:35.264
6 -	48.597	26.047	1:14.644 (1)	95.44		11:44:49.908
7 -	48.798	26.180	1:14.978 (2)	95.02	0.334	11:46:04.886
8 -	49.144	26.913	1:16.057	93.67	1.413	11:47:20.943

P11 7 C Thomas BENSTED		Triumph DAYTONA 675R - Significant Debt Racing				
IDEAL LAP TIME : 1:14.889		BEST LAP TIME : 1:14.943		DIFFERENCE : 0.054		
LAP	SECTOR 1	SECTOR 2	LAP TIME	MPH	DIFF	TIME OF DAY
1 -		26.258	1:20.712	88.27	5.769	11:38:33.060
2 -	49.440	26.058	1:15.498	94.36	0.555	11:39:48.558
3 -	48.940	26.283	1:15.223 (2)	94.71	0.280	11:41:03.781
4 -	50.297	26.303	1:16.600	93.01	1.657	11:42:20.381
5 -	48.969	26.304	1:15.273 (3)	94.65	0.330	11:43:35.654
6 -	49.268	26.027	1:15.295	94.62	0.352	11:44:50.949
7 -	48.994	25.949	1:14.943 (1)	95.06		11:46:05.892
8 -	49.325	26.362	1:15.687	94.13	0.744	11:47:21.579

P12 12 C Cedric BLOCH		Kawazaki ZX6R - Brigit's Group & SDC Performance				
IDEAL LAP TIME : 1:14.596		BEST LAP TIME : 1:14.921		DIFFERENCE : 0.325		
LAP	SECTOR 1	SECTOR 2	LAP TIME	MPH	DIFF	TIME OF DAY
1 -		26.584	1:20.329	88.69	5.408	11:38:32.677
2 -	49.323	26.093	1:15.416	94.47	0.495	11:39:48.093
3 -	48.897	26.487	1:15.384 (3)	94.51	0.463	11:41:03.477
4 -	49.094	26.618	1:15.712	94.10	0.791	11:42:19.189
5 -	48.644	26.277	1:14.921 (1)	95.09		11:43:34.110
6 -	48.503	26.495	1:14.998 (2)	94.99	0.077	11:44:49.108
7 -	49.717	26.919	1:16.636	92.96	1.715	11:46:05.744
8 -	49.147	27.064	1:16.211	93.48	1.290	11:47:21.955

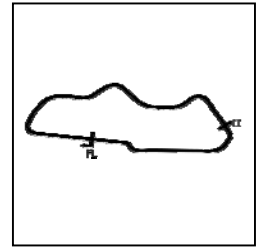
Weather / Track : Cloudy / Dry

Donington Park National
Circuit Length = 1.9790 miles
Start: 11:37 Flag 11:46 End: 11:48

BMCRC - MRO Championships 2020 - Rnd 3 @ Donington Park National

Team Respro MRO 600 inc Clubman 600

RACE 6 - SECTOR ANALYSIS



SECTOR 1 = FL to I1, SECTOR 2 = I1 to FL, DIFF = Difference To Personal Best Lap, P = Crossed Finish Line in Pit Lane, D = Time Disallowed

P13 3		Joey LAMB DEN		Yamaha R6 -		
IDEAL LAP TIME : 1:14.963		BEST LAP TIME : 1:14.963		DIFFERENCE : 0.000		
LAP	SECTOR 1	SECTOR 2	LAP TIME	MPH	DIFF	TIME OF DAY
1 -		27.112	1:21.995	86.89	7.032	11:38:34.343
2 -	49.056	26.405	1:15.461 (3)	94.41	0.498	11:39:49.804
3 -	49.015	26.617	1:15.632	94.20	0.669	11:41:05.436
4 -	48.952	26.599	1:15.551	94.30	0.588	11:42:20.987
5 -	48.649	26.314	1:14.963 (1)	95.04		11:43:35.950
6 -	49.322	26.515	1:15.837	93.94	0.874	11:44:51.787
7 -	48.757	26.482	1:15.239 (2)	94.69	0.276	11:46:07.026
8 -	49.129	27.962	1:17.091	92.41	2.128	11:47:24.117

P14 888		Hayden WOOD		Yamaha R6 -		
IDEAL LAP TIME : 1:15.492		BEST LAP TIME : 1:15.625		DIFFERENCE : 0.133		
LAP	SECTOR 1	SECTOR 2	LAP TIME	MPH	DIFF	TIME OF DAY
1 -		26.843	1:23.222	85.60	7.597	11:38:35.570
2 -	49.553	26.558	1:16.111	93.60	0.486	11:39:51.681
3 -	49.649	26.337	1:15.986 (3)	93.76	0.361	11:41:07.667
4 -	49.443	26.504	1:15.947 (2)	93.81	0.322	11:42:23.614
5 -	49.582	26.833	1:16.415	93.23	0.790	11:43:40.029
6 -	49.155	26.470	1:15.625 (1)	94.21		11:44:55.654
7 -	49.695	26.544	1:16.239	93.45	0.614	11:46:11.893
8 -	49.367	27.155	1:16.522	93.10	0.897	11:47:28.415

P15 59 C		Caiden WILKINSON		Yamaha R6 - RB Electrics		
IDEAL LAP TIME : 1:15.285		BEST LAP TIME : 1:15.445		DIFFERENCE : 0.160		
LAP	SECTOR 1	SECTOR 2	LAP TIME	MPH	DIFF	TIME OF DAY
1 -		26.986	1:22.145	86.73	6.700	11:38:34.493
2 -	50.459	26.914	1:17.373	92.08	1.928	11:39:51.866
3 -	50.188	26.371	1:16.559	93.06	1.114	11:41:08.425
4 -	49.539	26.457	1:15.996 (3)	93.75	0.551	11:42:24.421
5 -	49.572	27.106	1:16.678	92.91	1.233	11:43:41.099
6 -	49.458	26.600	1:16.058	93.67	0.613	11:44:57.157
7 -	49.084	26.361	1:15.445 (1)	94.43		11:46:12.602
8 -	48.924	26.996	1:15.920 (2)	93.84	0.475	11:47:28.522

P16 100 C		Craig HOWTON		Kawasaki ZX6R - ME		
IDEAL LAP TIME : 1:15.243		BEST LAP TIME : 1:16.137		DIFFERENCE : 0.894		
LAP	SECTOR 1	SECTOR 2	LAP TIME	MPH	DIFF	TIME OF DAY
1 -		26.757	1:22.277	86.59	6.140	11:38:34.625
2 -	50.174	26.291	1:16.465	93.17	0.328	11:39:51.090
3 -	49.714	26.674	1:16.388	93.26	0.251	11:41:07.478
4 -	49.869	26.478	1:16.347	93.31	0.210	11:42:23.825
5 -	49.654	26.672	1:16.326 (3)	93.34	0.189	11:43:40.151
6 -	49.982	26.929	1:16.911	92.63	0.774	11:44:57.062
7 -	49.615	26.522	1:16.137 (1)	93.57		11:46:13.199
8 -	48.952	27.297	1:16.249 (2)	93.43	0.112	11:47:29.448

Weather / Track : Cloudy / Dry

Donington Park National
Circuit Length = 1.9790 miles
Start: 11:37 Flag 11:46 End: 11:48

BMCRC - MRO Championships 2020 - Rnd 3 @ Donington Park National

Team Respro MRO 600 inc Clubman 600

RACE 6 - SECTOR ANALYSIS



SECTOR 1 = FL to I1, SECTOR 2 = I1 to FL, DIFF = Difference To Personal Best Lap, P = Crossed Finish Line in Pit Lane, D = Time Disallowed

P17	4 C	Tom VAUGHAN	Yamaha R6 - Go Racing Developments			
IDEAL LAP TIME : 1:15.276		BEST LAP TIME : 1:15.883	DIFFERENCE : 0.607			

LAP	SECTOR 1	SECTOR 2	LAP TIME	MPH	DIFF	TIME OF DAY
1 -		26.529	1:22.542	86.31	6.659	11:38:34.890
2 -	50.337	26.767	1:17.104	92.40	1.221	11:39:51.994
3 -	49.618	26.293	1:15.911 (2)	93.85	0.028	11:41:07.905
4 -	49.827	26.263	1:16.090 (3)	93.63	0.207	11:42:23.995
5 -	49.840	26.394	1:16.234	93.45	0.351	11:43:40.229
6 -	50.540	27.177	1:17.717	91.67	1.834	11:44:57.946
7 -	49.463	26.420	1:15.883 (1)	93.88		11:46:13.829
8 -	49.013	27.194	1:16.207	93.49	0.324	11:47:30.036

P18	404 C	Tommy HEMPHILL	Yamaha R6 - None			
IDEAL LAP TIME : 1:15.102		BEST LAP TIME : 1:15.828	DIFFERENCE : 0.726			

LAP	SECTOR 1	SECTOR 2	LAP TIME	MPH	DIFF	TIME OF DAY
1 -		27.438	1:23.624	85.19	7.796	11:38:35.972
2 -	49.717	26.870	1:16.587	93.02	0.759	11:39:52.559
3 -	50.028	26.519	1:16.547	93.07	0.719	11:41:09.106
4 -	49.570	26.291	1:15.861 (2)	93.91	0.033	11:42:24.967
5 -	49.583	26.782	1:16.365	93.29	0.537	11:43:41.332
6 -	49.309	26.994	1:16.303 (3)	93.37	0.475	11:44:57.635
7 -	49.067	26.761	1:15.828 (1)	93.95		11:46:13.463
8 -	48.811	27.798	1:16.609	93.00	0.781	11:47:30.072

P19	624 C	Matthew FEDRICK	Yamaha R6 - Matthew Fedrick farriers ltd			
IDEAL LAP TIME : 1:16.520		BEST LAP TIME : 1:16.775	DIFFERENCE : 0.255			

LAP	SECTOR 1	SECTOR 2	LAP TIME	MPH	DIFF	TIME OF DAY
1 -		27.069	1:24.122	84.69	7.347	11:38:36.470
2 -	50.060	26.826	1:16.886 (3)	92.66	0.111	11:39:53.356
3 -	50.316	26.707	1:17.023	92.50	0.248	11:41:10.379
4 -	49.997	26.867	1:16.864 (2)	92.69	0.089	11:42:27.243
5 -	50.118	26.842	1:16.960	92.57	0.185	11:43:44.203
6 -	50.069	26.706	1:16.775 (1)	92.79		11:45:00.978
7 -	50.162	26.978	1:17.140	92.35	0.365	11:46:18.118
8 -	49.814	27.204	1:17.018	92.50	0.243	11:47:35.136

P20	50	Aditya Singh BEHAL	Yamaha YZF-R6 - Urban Nomads Racing			
IDEAL LAP TIME : 1:17.120		BEST LAP TIME : 1:17.320	DIFFERENCE : 0.200			

LAP	SECTOR 1	SECTOR 2	LAP TIME	MPH	DIFF	TIME OF DAY
1 -		27.414	1:24.797	84.01	7.477	11:38:37.145
2 -	50.417	27.091	1:17.508 (2)	91.92	0.188	11:39:54.653
3 -	50.279	27.382	1:17.661 (3)	91.74	0.341	11:41:12.314
4 -	50.029	27.291	1:17.320 (1)	92.14		11:42:29.634
5 -	50.343	27.902	1:18.245	91.05	0.925	11:43:47.879
6 -	50.790	27.738	1:18.528	90.72	1.208	11:45:06.407
7 -	50.793	27.733	1:18.526	90.72	1.206	11:46:24.933
8 -	50.721	27.893	1:18.614	90.62	1.294	11:47:43.547

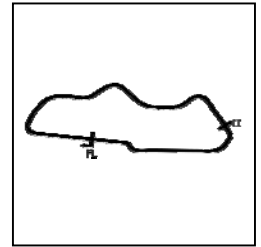
Weather / Track : Cloudy / Dry

Donington Park National
Circuit Length = 1.9790 miles
Start: 11:37 Flag 11:46 End: 11:48

BMCRC - MRO Championships 2020 - Rnd 3 @ Donington Park National

Team Respro MRO 600 inc Clubman 600

RACE 6 - SECTOR ANALYSIS



SECTOR 1 = FL to I1, SECTOR 2 = I1 to FL, DIFF = Difference To Personal Best Lap, P = Crossed Finish Line in Pit Lane, D = Time Disallowed

P21 263 C		James TUCKER		Triumph 675 -		
IDEAL LAP TIME : 1:16.763		BEST LAP TIME : 1:17.229		DIFFERENCE : 0.466		
LAP	SECTOR 1	SECTOR 2	LAP TIME	MPH	DIFF	TIME OF DAY
1 -		27.577	1:25.395	83.43	8.166	11:38:37.743
2 -	52.598	27.711	1:20.309	88.71	3.080	11:39:58.052
3 -	51.150	27.388	1:18.538	90.71	1.309	11:41:16.590
4 -	50.675	27.179	1:17.854	91.51	0.625	11:42:34.444
5 -	50.473	26.965	1:17.438	92.00	0.209	11:43:51.882
6 -	50.154	27.186	1:17.340 (3)	92.12	0.111	11:45:09.222
7 -	50.270	26.959	1:17.229 (1)	92.25		11:46:26.451
8 -	49.804	27.482	1:17.286 (2)	92.18	0.057	11:47:43.737

P22 37 C		Alexander LATHAM		Triumph DAYTONA - BR-8 / McCrash Racing		
IDEAL LAP TIME : 1:15.988		BEST LAP TIME : 1:16.119		DIFFERENCE : 0.131		
LAP	SECTOR 1	SECTOR 2	LAP TIME	MPH	DIFF	TIME OF DAY
1 -		37.472	1:34.137	75.68	18.018	11:38:46.485
2 -	51.551	27.932	1:19.483	89.63	3.364	11:40:05.968
3 -	50.615	26.717	1:17.332	92.13	1.213	11:41:23.300
4 -	50.209	26.475	1:16.684 (3)	92.90	0.565	11:42:39.984
5 -	50.222	26.877	1:17.099	92.40	0.980	11:43:57.083
6 -	49.536	26.583	1:16.119 (1)	93.59		11:45:13.202
7 -	49.688	26.452	1:16.140 (2)	93.57	0.021	11:46:29.342
8 -	49.836	27.195	1:17.031	92.49	0.912	11:47:46.373

P23 99		Michael SIMMONS		Yamaha R6 - Westcountry Windings		
IDEAL LAP TIME : 1:17.630		BEST LAP TIME : 1:17.712		DIFFERENCE : 0.082		
LAP	SECTOR 1	SECTOR 2	LAP TIME	MPH	DIFF	TIME OF DAY
1 -		27.478	1:26.190	82.66	8.478	11:38:38.538
2 -	51.544	27.240	1:18.784	90.43	1.072	11:39:57.322
3 -	51.200	27.559	1:18.759	90.46	1.047	11:41:16.081
4 -	51.004	27.648	1:18.652	90.58	0.940	11:42:34.733
5 -	50.892	27.073	1:17.965 (2)	91.38	0.253	11:43:52.698
6 -	50.557	27.155	1:17.712 (1)	91.68		11:45:10.410
7 -	50.967	27.741	1:18.708	90.51	0.996	11:46:29.118
8 -	51.007	27.507	1:18.514 (3)	90.74	0.802	11:47:47.632

P24 118 C		Jim COYLE		Triumph DAYTONA 675R - Big Jim RIP		
IDEAL LAP TIME : 1:17.707		BEST LAP TIME : 1:17.932		DIFFERENCE : 0.225		
LAP	SECTOR 1	SECTOR 2	LAP TIME	MPH	DIFF	TIME OF DAY
1 -		27.466	1:25.579	83.25	7.647	11:38:37.927
2 -	51.197	27.296	1:18.493	90.76	0.561	11:39:56.420
3 -	50.613	27.319	1:17.932 (1)	91.42		11:41:14.352
4 -	50.755	27.533	1:18.288 (2)	91.00	0.356	11:42:32.640
5 -	51.596	27.094	1:18.690	90.54	0.758	11:43:51.330
6 -	51.277	27.185	1:18.462 (3)	90.80	0.530	11:45:09.792
7 -	51.246	27.862	1:19.108	90.06	1.176	11:46:28.900
8 -	51.979	27.165	1:19.144	90.02	1.212	11:47:48.044

Weather / Track : Cloudy / Dry

Donington Park National
Circuit Length = 1.9790 miles
Start: 11:37 Flag 11:46 End: 11:48

BMCRC - MRO Championships 2020 - Rnd 3 @ Donington Park National

Team Respro MRO 600 inc Clubman 600

RACE 6 - SECTOR ANALYSIS



SECTOR 1 = FL to I1, SECTOR 2 = I1 to FL, DIFF = Difference To Personal Best Lap, P = Crossed Finish Line in Pit Lane, D = Time Disallowed

P25 22 C		Toby TRUNDLE		Triumph Daytona 675 -		
IDEAL LAP TIME : 1:18.705		BEST LAP TIME : 1:19.008		DIFFERENCE : 0.303		
LAP	SECTOR 1	SECTOR 2	LAP TIME	MPH	DIFF	TIME OF DAY
1 -		27.800	1:26.834	82.04	7.826	11:38:39.182
2 -	52.393	27.236	1:19.629	89.47	0.621	11:39:58.811
3 -	52.359	27.018	1:19.377 (3)	89.75	0.369	11:41:18.188
4 -	52.273	27.296	1:19.569	89.54	0.561	11:42:37.757
5 -	52.038	27.122	1:19.160 (2)	90.00	0.152	11:43:56.917
6 -	52.137	26.871	1:19.008 (1)	90.17		11:45:15.925
7 -	52.438	27.394	1:19.832	89.24	0.824	11:46:35.757
8 -	51.834	27.905	1:19.739	89.34	0.731	11:47:55.496

P26 192 C		Daniel MOFFA		Kawasaki ZX6R - DM Racing		
IDEAL LAP TIME : 1:18.708		BEST LAP TIME : 1:18.789		DIFFERENCE : 0.081		
LAP	SECTOR 1	SECTOR 2	LAP TIME	MPH	DIFF	TIME OF DAY
1 -		28.411	1:28.954	80.09	10.165	11:38:41.302
2 -	52.034	27.698	1:19.732	89.35	0.943	11:40:01.034
3 -	51.304	27.597	1:18.901	90.29	0.112	11:41:19.935
4 -	51.633	27.626	1:19.259	89.89	0.470	11:42:39.194
5 -	51.354	27.440	1:18.794 (2)	90.42	0.005	11:43:57.988
6 -	51.268	27.521	1:18.789 (1)	90.42		11:45:16.777
7 -	51.341	27.540	1:18.881 (3)	90.32	0.092	11:46:35.658
8 -	51.705	28.552	1:20.257	88.77	1.468	11:47:55.915

P27 19 C		Michael REGAN		Honda CBR600 - West Country Windings		
IDEAL LAP TIME : 1:19.599		BEST LAP TIME : 1:19.653		DIFFERENCE : 0.054		
LAP	SECTOR 1	SECTOR 2	LAP TIME	MPH	DIFF	TIME OF DAY
1 -		27.747	1:27.219	81.68	7.566	11:38:39.567
2 -	52.408	27.642	1:20.050 (3)	89.00	0.397	11:39:59.617
3 -	52.069	27.584	1:19.653 (1)	89.44		11:41:19.270
4 -	52.015	27.839	1:19.854 (2)	89.22	0.201	11:42:39.124
5 -	52.434	28.281	1:20.715	88.26	1.062	11:43:59.839
6 -	52.665	28.639	1:21.304	87.62	1.651	11:45:21.143
7 -	53.762	28.747	1:22.509	86.34	2.856	11:46:43.652
8 -	52.800	28.372	1:21.172	87.77	1.519	11:48:04.824

P28 8 C		Dave SAUNDERS		Honda CBR600 -		
IDEAL LAP TIME : 1:19.762		BEST LAP TIME : 1:20.470		DIFFERENCE : 0.708		
LAP	SECTOR 1	SECTOR 2	LAP TIME	MPH	DIFF	TIME OF DAY
1 -		28.344	1:28.369	80.62	7.899	11:38:40.717
2 -	53.187	28.211	1:21.398	87.52	0.928	11:40:02.115
3 -	53.051	28.174	1:21.225	87.71	0.755	11:41:23.340
4 -	52.605	28.021	1:20.626 (2)	88.36	0.156	11:42:43.966
5 -	53.278	28.226	1:21.504	87.41	1.034	11:44:05.470
6 -	53.186	28.348	1:21.534	87.38	1.064	11:45:27.004
7 -	52.852	28.045	1:20.897 (3)	88.07	0.427	11:46:47.901
8 -	51.741	28.729	1:20.470 (1)	88.53		11:48:08.371

P29 93		James BLACKMORE		Suzuki GSXR600 - Gristwood and Tom's racing		
IDEAL LAP TIME : 1:22.359		BEST LAP TIME : 1:22.735		DIFFERENCE : 0.376		
LAP	SECTOR 1	SECTOR 2	LAP TIME	MPH	DIFF	TIME OF DAY
1 -		29.316	1:30.444	78.77	7.709	11:38:42.792
2 -	55.072	29.422	1:24.494	84.32	1.759	11:40:07.286
3 -	54.164	28.571	1:22.735 (1)	86.11		11:41:30.021
4 -	54.104	29.397	1:23.501 (3)	85.32	0.766	11:42:53.522
5 -	53.788	29.015	1:22.803 (2)	86.04	0.068	11:44:16.325
6 -	54.169	29.471	1:23.640	85.18	0.905	11:45:39.965
7 -	54.287	29.978	1:24.265	84.55	1.530	11:47:04.230

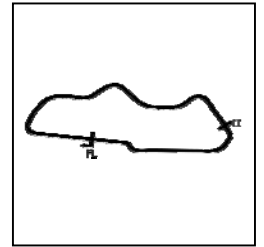
Weather / Track : Cloudy / Dry

Donington Park National
Circuit Length = 1.9790 miles
Start: 11:37 Flag 11:46 End: 11:48

BMCRC - MRO Championships 2020 - Rnd 3 @ Donington Park National

Team Respro MRO 600 inc Clubman 600

RACE 6 - SECTOR ANALYSIS



SECTOR 1 = FL to I1, SECTOR 2 = I1 to FL, DIFF = Difference To Personal Best Lap, P = Crossed Finish Line in Pit Lane, D = Time Disallowed

P30 96 C		Giovanni BELIOSSI		Honda CBR600RR - ASR Accident Storage Recovery		
IDEAL LAP TIME : 1:25.797		BEST LAP TIME : 1:26.005		DIFFERENCE : 0.208		
LAP	SECTOR 1	SECTOR 2	LAP TIME	MPH	DIFF	TIME OF DAY
1 -		30.168	1:32.525	77.00	6.520	11:38:44.873
2 -	57.682	29.891	1:27.573	81.35	1.568	11:40:12.446
3 -	56.544	30.173	1:26.717 (3)	82.15	0.712	11:41:39.163
4 -	56.783	29.910	1:26.693 (2)	82.18	0.688	11:43:05.856
5 -	56.813	30.360	1:27.173	81.72	1.168	11:44:33.029
6 -	56.752	29.253	1:26.005 (1)	82.83		11:45:59.034
7 -	56.624	30.335	1:26.959	81.93	0.954	11:47:25.993

Weather / Track : Cloudy / Dry

Results can be found at www.tsl-timing.com

Page 8 of 8

Donington Park National
Circuit Length = 1.9790 miles
Start: 11:37 Flag 11:46 End: 11:48

Printed - 11:49 Sunday, 06 September 2020

BMCRC - MRO Championships 2020 - Rnd 3 @ Donington Park National

Team Respro MRO 600 inc Clubman 600

RACE 6 - BEST SECTORS

SECTOR 1			SECTOR 2			IDEAL / BEST COMPARISON						
POS	NO	NAME	TIME	NO	NAME	TIME	POS	NO	NAME	IDEAL	BEST	DIFF
									PERFECT LAP	1:11.531		
1	188	KRAWIECKI	46.436	84	WOTTON	25.095	1	84	WOTTON	1:11.653	1:11.653	0.000
2	84	WOTTON	46.558	32	PHILLIPS	25.118	2	188	KRAWIECKI	1:11.712	1:11.923	0.211
3	41	VALLELEY	46.584	41	VALLELEY	25.182	3	41	VALLELEY	1:11.766	1:11.935	0.169
4	32	PHILLIPS	46.705	188	KRAWIECKI	25.276	4	32	PHILLIPS	1:11.823	1:11.886	0.063
5	36	FOWLE	46.966	46	ROWLINGS	25.378	5	46	ROWLINGS	1:12.358	1:12.388	0.030
6	46	ROWLINGS	46.980	173	DRAPER	25.401	6	36	FOWLE	1:12.692	1:12.692	0.000
7	56	MILLS	47.175	56	MILLS	25.586	7	56	MILLS	1:12.761	1:12.844	0.083
8	173	DRAPER	47.705	36	FOWLE	25.726	8	173	DRAPER	1:13.106	1:13.202	0.096
9	818	BARKER	48.493	7	BENSTED	25.949	9	818	BARKER	1:14.493	1:14.598	0.105
10	12	BLOCH	48.503	818	BARKER	26.000	10	12	BLOCH	1:14.596	1:14.921	0.325
11	13	EDMONDSON	48.597	13	EDMONDSON	26.047	11	13	EDMONDSON	1:14.644	1:14.644	0.000
12	3	LAMBDEN	48.649	12	BLOCH	26.093	12	7	BENSTED	1:14.889	1:14.943	0.054
13	404	HEMPHILL	48.811	4	VAUGHAN	26.263	13	3	LAMBDEN	1:14.963	1:14.963	0.000
14	59	WILKINSON	48.924	100	HOWTON	26.291	14	404	HEMPHILL	1:15.102	1:15.828	0.726
15	7	BENSTED	48.940	404	HEMPHILL	26.291	15	100	HOWTON	1:15.243	1:16.137	0.894
16	100	HOWTON	48.952	3	LAMBDEN	26.314	16	4	VAUGHAN	1:15.276	1:15.883	0.607
17	4	VAUGHAN	49.013	888	WOOD	26.337	17	59	WILKINSON	1:15.285	1:15.445	0.160
18	888	WOOD	49.155	59	WILKINSON	26.361	18	888	WOOD	1:15.492	1:15.625	0.133
19	37	LATHAM	49.536	37	LATHAM	26.452	19	37	LATHAM	1:15.988	1:16.119	0.131
20	263	TUCKER	49.804	624	FEDRICK	26.706	20	624	FEDRICK	1:16.520	1:16.775	0.255
21	624	FEDRICK	49.814	22	TRUNDLE	26.871	21	263	TUCKER	1:16.763	1:17.229	0.466
22	50	BEHAL	50.029	263	TUCKER	26.959	22	50	BEHAL	1:17.120	1:17.320	0.200
23	99	SIMMONS	50.557	99	SIMMONS	27.073	23	99	SIMMONS	1:17.630	1:17.712	0.082
24	118	COYLE	50.613	50	BEHAL	27.091	24	118	COYLE	1:17.707	1:17.932	0.225
25	192	MOFFA	51.268	118	COYLE	27.094	25	22	TRUNDLE	1:18.705	1:19.008	0.303
26	8	SAUNDERS	51.741	192	MOFFA	27.440	26	192	MOFFA	1:18.708	1:18.789	0.081
27	22	TRUNDLE	51.834	19	REGAN	27.584	27	19	REGAN	1:19.599	1:19.653	0.054
28	19	REGAN	52.015	8	SAUNDERS	28.021	28	8	SAUNDERS	1:19.762	1:20.470	0.708
29	93	BLACKMORE	53.788	93	BLACKMORE	28.571	29	93	BLACKMORE	1:22.359	1:22.735	0.376
30	96	BELIOSSI	56.544	96	BELIOSSI	29.253	30	96	BELIOSSI	1:25.797	1:26.005	0.208

31

Weather / Track : Cloudy / Dry

Results can be found at www.tsl-timing.com

Donington Park National
Circuit Length = 1.9790 miles
Start: 11:37 Flag 11:46 End: 11:48

Printed - 11:49 Sunday, 06 September 2020

BMCRC - MRO Championships 2020 - Rnd 3 @ Donington Park National

Team Respro MRO 600 inc Clubman 600

RACE 6 - STATISTICS

Competitors Started 31
Planned Start 2020-09-06 @ 11:00:00.000
Actual Start 2020-09-06 @ 11:37:12.347
Finish Time 2020-09-06 @ 11:46:56.355
Track Length 1.9790mi.
Total Laps 238
Total Distance Covered 471.0180mi.

Session Fastest Lap History

NO	CL	NAME	LAP TIME	TIME OF DAY	LAP	VEHICLE
41		Louis VALLELEY	1:12.388	11:39:42.237	2	Yamaha R6
41		Louis VALLELEY	1:12.097	11:40:54.334	3	Yamaha R6
41		Louis VALLELEY	1:12.047	11:42:06.381	4	Yamaha R6
32		Carl PHILLIPS	1:11.886	11:42:06.531	4	Suzuki GSXR 600
84		Ben WOTTON	1:11.653	11:43:21.705	5	Triumph DAYTONA 675R

Session Leader History

NO	CL	NAME	FROM LAP	LAPS LED	DISTANCE	VEHICLE
41		Louis VALLELEY	1	6	11.83 miles	Yamaha R6
32		Carl PHILLIPS	7	2	3.95 miles	Suzuki GSXR 600

Flag History

TYPE	TIME OF DAY
GREEN	11:37:12.347
FINISH	11:46:56.355

Flag Statistics

TYPE	COUNT	TOTAL LAPS	TOTAL TIME
Green	1	8	11:17.673
Red	0	0	0.000
Safety Car	0	0	0.000
FCY	0	0	0.000

BMCRC - MRO Championships 2020 - Rnd 3 @ Donington Park National

Team Respro MRO 600 inc Clubman 600

RACE 6 - STATISTICS

CLASS :

14 Starters

Fastest Lap History

NO	NAME	LAP TIME	TIME OF DAY	LAP	VEHICLE
41	Louis VALLELEY	1:12.388	11:39:42.237	2	Yamaha R6
41	Louis VALLELEY	1:12.097	11:40:54.334	3	Yamaha R6
41	Louis VALLELEY	1:12.047	11:42:06.381	4	Yamaha R6
32	Carl PHILLIPS	1:11.886	11:42:06.531	4	Suzuki GSXR 600
84	Ben WOTTON	1:11.653	11:43:21.705	5	Triumph DAYTONA 675R

Leader History

NO	NAME	FROM LAP	LAPS LED	DISTANCE	VEHICLE
41	Louis VALLELEY	1	6	11.83 miles	Yamaha R6
32	Carl PHILLIPS	7	2	3.95 miles	Suzuki GSXR 600

Weather / Track : Cloudy / Dry

Results can be found at www.tsl-timing.com

Page 2 of 3

Donington Park National
Circuit Length = 1.9790 miles
Start: 11:37 Flag 11:46 End: 11:48

Printed - 11:49 Sunday, 06 September 2020

BMCRC - MRO Championships 2020 - Rnd 3 @ Donington Park National

Team Respro MRO 600 inc Clubman 600

RACE 6 - STATISTICS

CLASS : C

17 Starters

Fastest Lap History

NO	NAME	LAP TIME	TIME OF DAY	LAP	VEHICLE
12	Cedric BLOCH	1:15.416	11:39:48.091	2	Kawazaki ZX6R
12	Cedric BLOCH	1:15.384	11:41:03.475	3	Kawazaki ZX6R
7	Thomas BENSTED	1:15.223	11:41:03.780	3	Triumph DAYTONA 675R
818	Alex BARKER	1:15.162	11:42:19.929	4	Yamaha R6
12	Cedric BLOCH	1:14.921	11:43:34.108	5	Kawazaki ZX6R
818	Alex BARKER	1:14.598	11:46:05.219	7	Yamaha R6

Leader History

NO	NAME	FROM LAP	LAPS LED	DISTANCE	VEHICLE
12	Cedric BLOCH	1	6	11.83 miles	Kawazaki ZX6R
818	Alex BARKER	7	2	3.95 miles	Yamaha R6

Weather / Track : Cloudy / Dry

Results can be found at www.tsl-timing.com

Page 3 of 3

Donington Park National
Circuit Length = 1.9790 miles
Start: 11:37 Flag 11:46 End: 11:48

Printed - 11:49 Sunday, 06 September 2020

BMCRC - MRO Championships 2020 - Rnd 3 @ Donington Park National

Team Respro MRO 600 inc Clubman 600

RACE 17 - GRID (8 Laps)



FOR THE EDGE

ROW 12	36	83	Talan SKEELS-PIGGINS	35	675	Samuel SMYTH	34	111	Ryan FOLKES				
ROW 11		33	190	Glenn WALSH	32	27	Stuart WICKENS	31	61	Adam SYMONDS			
ROW 10		30	1:26.005	96	Giovanni BELIOSSI	29	1:22.735	93	James BLACKMORE	28	1:20.470	8	Dave SAUNDERS
ROW 9		27	1:19.653	19	Michael REGAN	26	1:19.008	22	Toby TRUNDLE	25	1:18.789	192	Daniel MOFFA
ROW 8		24	1:17.932	118	Jim COYLE	23	1:17.712	99	Michael SIMMONS	22	1:17.320	50	Aditya Singh BEHAL
ROW 7		21	1:17.229	263	James TUCKER	20	1:16.775	624	Matthew FEDRICK	19	1:16.137	100	Craig HOWTON
ROW 6		18	1:16.119	37	Alexander LATHAM	17	1:15.883	4	Tom VAUGHAN	16	1:15.828	404	Tommy HEMPHILL
ROW 5		15	1:15.625	888	Hayden WOOD	14	1:15.445	59	Caiden WILKINSON	13	1:14.963	3	Joey LAMBDEN
ROW 4		12	1:14.943	7	Thomas BENSTED	11	1:14.921	12	Cedric BLOCH	10	1:14.644	13	Doug EDMONDSON
ROW 3		9	1:14.598	818	Alex BARKER	8	1:13.202	173	Stephen DRAPER	7	1:12.844	56	Michael MILLS
ROW 2		6	1:12.692	36	Harry FOWLE	5	1:12.388	46	Harry ROWLINGS	4	1:11.935	41	Louis VALLELEY
ROW 1		3	1:11.923	188	Dawid KRAWIECKI	2	1:11.886	32	Carl PHILLIPS	1	1:11.653	84	Ben WOTTON
													Pole

Donington Park National
Circuit Length = 1.9790 miles

These results are provisional until the conclusion of any judicial and technical matters.

Clerk Of Course :	Steward :	Timekeeper :
-------------------	-----------	--------------

Results can be found at www.tsl-timing.com

Printed - 11:51 Sunday, 06 September 2020



BMCRC - MRO Championships 2020 - Rnd 3 @ Donington Park National

Team Respro MRO 600 inc Clubman 600

RACE 17 - CLASSIFICATION



FOR THE EDGE

POS	NO	CL	PIC NAME	ENTRY	LAPS	TIME	GAP	DIFF	MPH	BEST	ON
1	32		1 Carl PHILLIPS	Suzuki GSXR 600 - PRF Racing	8	9:41.015			97.86	1:11.855	2
2	41		2 Louis VALLELEY	Yamaha R6 - Team V	8	9:41.137	0.122	0.122	97.84	1:11.831	2
3	84		3 Ben WOTTON	Triumph DAYTONA 675R - JAMES JACKSON RAC	8	9:41.772	0.757	0.635	97.73	1:11.829	2
4	46		4 Harry ROWLINGS	Triumph GP2 GP2 EVO - BER/ Steve Jordan Motor	8	9:46.669	5.654	4.897	96.92	1:12.347	2
5	56		5 Michael MILLS	Yamaha R6 - A51 Racing, The Wokingham Bar Con	8	9:51.669	10.654	5.000	96.10	1:12.961	3
6	36		6 Harry FOWLE	Triumph DAYTONA 675R - BER/ Steve Jordan Mot	8	9:51.723	10.708	0.054	96.09	1:12.885	6
7	173		7 Stephen DRAPER	Yamaha R6 -	8	9:54.996	13.981	3.273	95.56	1:12.993	2
8	12	C	1 Cedric BLOCH	Kawasaki ZX6R - Brigit's Group & SDC Performanc	8	10:02.720	21.705	7.724	94.34	1:14.107	5
9	188		8 Dawid KRAWIECKI	Yamaha R6 - Code Blue LTD & D A East Electrical	8	10:03.674	22.659	0.954	94.19	1:14.611	5
10	818	C	2 Alex BARKER	Yamaha R6 - SS5 Construction LTD	8	10:09.529	28.514	5.855	93.28	1:15.192	2
11	13		9 Doug EDMONDSON	Triumph DAYTONA - Stan Stephens Tuning	8	10:09.969	28.954	0.440	93.21	1:15.351	5
12	59	C	3 Caiden WILKINSON	Yamaha R6 - RB Electrics	8	10:10.335	29.320	0.366	93.16	1:15.117	4
13	7	C	4 Thomas BENSTED	Triumph DAYTONA 675R - Significant Debt Racing	8	10:10.932	29.917	0.597	93.07	1:14.686	6
14	100	C	5 Craig HOWTON	Kawasaki ZX6R - ME	8	10:13.968	32.953	3.036	92.61	1:15.362	2
15	3		10 Joey LAMBDEN	Yamaha R6 -	8	10:14.225	33.210	0.257	92.57	1:14.933	4
16	4	C	6 Tom VAUGHAN	Yamaha R6 - Go Racing Developments	8	10:15.655	34.640	1.430	92.35	1:15.554	6
17	37	C	7 Alexander LATHAM	Triumph DAYTONA - BR-8 / McCrash Racing	8	10:16.626	35.611	0.971	92.21	1:15.569	6
18	888		11 Hayden WOOD	Yamaha R6 -	8	10:16.994	35.979	0.368	92.15	1:15.702	5
19	404	C	8 Tommy HEMPHILL	Yamaha R6 - None	8	10:19.106	38.091	2.112	91.84	1:16.293	6
20	263	C	9 James TUCKER	Triumph 675 -	8	10:31.769	50.754	12.663	90.00	1:17.204	7
21	50		12 Aditya Singh BEHAL	Yamaha YZF-R6 - Urban Nomads Racing	8	10:31.959	50.944	0.190	89.97	1:16.976	7
22	118	C	10 Jim COYLE	Triumph DAYTONA 675R - Big Jim RIP	8	10:32.598	51.583	0.639	89.88	1:17.239	8
23	624	C	11 Matthew FEDRICK	Yamaha R6 - Matthew Fedrick carriers ltd	8	10:32.669	51.654	0.071	89.87	1:16.988	8
24	192	C	12 Daniel MOFFA	Kawasaki ZX6R - DM Racing	8	10:33.371	52.356	0.702	89.77	1:17.151	8
25	99		13 Michael SIMMONS	Yamaha R6 - Westcountry Windings	8	10:35.898	54.883	2.527	89.41	1:18.095	7
26	22	C	13 Toby TRUNDLE	Triumph Daytona 675 -	8	10:44.310	1:03.295	8.412	88.25	1:19.177	8
27	8	C	14 Dave SAUNDERS	Honda CBR600 -	8	10:53.415	1:12.400	9.105	87.02	1:20.233	6
28	93		14 James BLACKMORE	Suzuki GSXR600 - Gristwood and Tom's racing	7	9:45.653	1 Lap	1 Lap	84.92	1:21.345	7
29	61	C	15 Adam SYMONDS	Yamaha R6 -	7	10:07.462	1 Lap	21.809	81.87	1:24.219	7
30	96	C	16 Giovanni BELIOSSI	Honda CBR600RR - ASR Accident Storage Recove	7	10:15.922	1 Lap	8.460	80.75	1:26.279	2

NOT CLASSIFIED

DNF	19	C	Michael REGAN	Honda CBR600 - West Country Windings	0
-----	----	---	---------------	--------------------------------------	---

FASTEST LAP

84			Ben WOTTON	Triumph DAYTONA 675R - JAMES JACKSON RAC	2	1:11.829	99.18 mph	159.62 kph
12	C		Cedric BLOCH	Kawasaki ZX6R - Brigit's Group & SDC Performanc	5	1:14.107	96.13 mph	154.72 kph

Class - 92.5% of Race Speed = 90.52 mph
 Class C - 92.5% of Race Speed = 87.26 mph

Donington Park National
 Circuit Length = 1.9790 miles
 Start: 15:21 Flag 15:31 End: 15:32

Weather / Track : Cloudy / Dry

These results are provisional until the conclusion of any judicial and technical matters.

Clerk Of Course :	Steward :	Timekeeper :
-------------------	-----------	--------------

Results can be found at www.tsl-timing.com

Printed - 15:33 Sunday, 06 September 2020



BMCRC - MRO Championships 2020 - Rnd 3 @ Donington Park National

Team Respro MRO 600 inc Clubman 600

RACE 17 - LAP CHART

LAP 1 @ 15:23:03.708			LAP 3 @ 15:25:27.645			LAP 5 @ 15:27:52.006			LAP 7 @ 15:30:16.873		
NO	BEHIND	LAP TIME	NO	BEHIND	LAP TIME	NO	BEHIND	LAP TIME	NO	BEHIND	LAP TIME
41		1:15.112	41		1:12.106	41		1:12.249	41		1:11.936
32	0.331	1:15.443	32	0.302	1:12.053	32	0.270	1:12.215	32	0.278	1:12.088
84	0.731	1:15.843	84	0.586	1:11.963	84	0.537	1:12.117	84	0.550	1:11.919
46	1.540	1:16.652	46	2.542	1:12.592	46	3.433	1:12.605	46	4.624	1:13.205
56	2.168	1:17.280	56	4.328	1:12.961	56	6.521	1:13.195	56	9.716	1:14.182
36	2.594	1:17.706	36	5.388	1:13.392	36	7.516	1:13.303	36	9.898	1:14.837
173	2.994	1:18.106	173	5.471	1:13.421	173	8.109	1:13.370	173	12.483	1:15.103
13	4.178	1:19.290	188	11.293	1:15.295	12	15.950	1:14.107	61	1 Lap	1:26.064
59	4.531	1:19.643	12	11.976	1:15.884	188	16.174	1:14.611	12	20.220	1:14.792
188	4.747	1:19.859	13	12.157	1:16.337	59	18.393	1:15.389	96	1 Lap	1:26.997
12	5.012	1:20.124	59	12.248	1:15.566	13	18.660	1:15.351	188	20.741	1:14.624
818	5.537	1:20.649	818	12.823	1:16.031	818	19.369	1:15.254	818	25.336	1:15.346
100	5.741	1:20.853	100	12.984	1:15.818	7	20.541	1:15.885	13	25.826	1:15.664
7	6.168	1:21.280	7	13.169	1:15.723	100	21.101	1:16.431	59	26.207	1:15.948
3	7.154	1:22.266	3	14.540	1:15.116	3	21.429	1:16.317	7	26.385	1:16.025
404	7.181	1:22.293	404	16.242	1:16.559	888	24.153	1:15.702	100	28.924	1:16.496
888	7.569	1:22.681	888	16.481	1:16.002	4	24.947	1:15.869	3	29.189	1:17.499
37	7.888	1:23.000	4	16.599	1:15.569	37	25.307	1:15.820	4	31.666	1:16.032
4	8.058	1:23.170	37	16.915	1:15.638	404	25.673	1:16.616	888	31.746	1:16.237
118	8.873	1:23.985	118	22.449	1:18.860	118	35.791	1:17.836	37	32.229	1:16.220
50	9.165	1:24.277	50	22.503	1:18.810	50	35.864	1:18.169	404	34.104	1:17.005
99	9.880	1:24.992	624	22.623	1:18.151	263	36.017	1:17.713	263	46.052	1:17.204
624	10.182	1:25.294	192	23.167	1:18.137	192	36.667	1:18.610	50	46.222	1:16.976
192	10.413	1:25.525	99	23.741	1:19.344	624	36.845	1:18.580	118	47.082	1:17.522
263	10.979	1:26.091	263	23.807	1:18.569	99	37.348	1:18.284	624	47.404	1:17.594
22	11.917	1:27.029	22	27.007	1:19.680	22	42.799	1:19.817	192	47.943	1:17.472
8	13.075	1:28.187	8	30.831	1:21.154	8	48.020	1:21.039	99	49.142	1:18.095
93	15.896	1:31.008	93	39.226	1:23.695	93	58.969	1:21.654	22	56.856	1:19.343
61	16.232	1:31.344	61	42.920	1:25.214				8	1:03.812	1:20.426
96	18.058	1:33.170	96	47.803	1:27.403						

LAP 2 @ 15:24:15.539			LAP 4 @ 15:26:39.757			LAP 6 @ 15:29:04.937			LAP 8 @ 15:31:29.611		
NO	BEHIND	LAP TIME	NO	BEHIND	LAP TIME	NO	BEHIND	LAP TIME	NO	BEHIND	LAP TIME
41		1:11.831	41		1:12.112	41		1:12.931	32		1:12.460
32	0.355	1:11.855	32	0.304	1:12.114	32	0.126	1:12.787	41	0.122	1:12.860
84	0.729	1:11.829	84	0.669	1:12.195	84	0.567	1:12.961	84	0.757	1:12.945
46	2.056	1:12.347	46	3.077	1:12.647	61	1 Lap	1:25.757	93	1 Lap	1:21.345
56	3.473	1:13.136	56	5.575	1:13.359	46	3.355	1:12.853	46	5.654	1:13.768
36	4.102	1:13.339	36	6.462	1:13.186	96	1 Lap	1:26.680	56	10.654	1:13.494
173	4.156	1:12.993	173	6.988	1:13.629	56	6.997	1:13.407	36	10.708	1:13.730
13	7.926	1:15.579	188	13.812	1:14.631	36	7.470	1:12.885	173	13.981	1:14.236
188	8.104	1:15.188	12	14.092	1:14.228	173	9.316	1:14.138	12	21.705	1:14.223
12	8.198	1:15.017	59	15.253	1:15.117	12	17.364	1:14.345	188	22.659	1:14.656
59	8.788	1:16.088	13	15.558	1:15.513	188	18.053	1:14.810	61	1 Lap	1:24.219
818	8.898	1:15.192	818	16.364	1:15.653	818	21.926	1:15.488	818	28.514	1:15.916
100	9.272	1:15.362	7	16.905	1:15.848	13	22.098	1:16.369	13	28.954	1:15.866
7	9.552	1:15.215	100	16.919	1:16.047	59	22.195	1:16.733	59	29.320	1:15.851
3	11.530	1:16.207	3	17.361	1:14.933	7	22.296	1:14.686	7	29.917	1:16.270
404	11.789	1:16.439	888	20.700	1:16.331	3	23.626	1:15.128	100	32.953	1:16.767
888	12.585	1:16.847	404	21.306	1:17.176	100	24.364	1:16.194	3	33.210	1:16.759
4	13.136	1:16.909	4	21.327	1:16.840	888	27.445	1:16.223	4	34.640	1:15.712
37	13.383	1:17.326	37	21.736	1:16.933	4	27.570	1:15.554	96	1 Lap	1:27.067
118	15.695	1:18.653	50	29.944	1:19.553	37	27.945	1:15.569	37	35.611	1:16.120
50	15.799	1:18.465	118	30.204	1:19.867	404	29.035	1:16.293	888	35.979	1:16.971
99	16.503	1:18.454	192	30.306	1:19.251	263	40.784	1:17.698	404	38.091	1:16.725
624	16.578	1:18.227	624	30.514	1:20.003	50	41.182	1:18.249	263	50.754	1:17.440
192	17.136	1:18.554	263	30.553	1:18.858	118	41.496	1:18.636	50	50.944	1:17.460
263	17.344	1:18.196	99	31.313	1:19.684	624	41.746	1:17.832	118	51.583	1:17.239
22	19.433	1:19.347	22	35.231	1:20.336	192	42.407	1:18.671	624	51.654	1:16.988
8	21.783	1:20.539	8	39.230	1:20.511	99	42.983	1:18.566			
93	27.637	1:23.572									
61	29.812	1:25.411									

Weather / Track : Cloudy / Dry

Donington Park National
Circuit Length = 1.9790 miles
Start: 15:21 Flag 15:31 End: 15:32

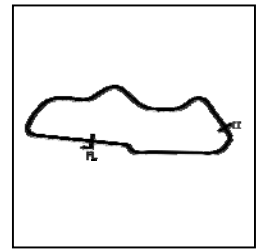
Results can be found at www.tsl-timing.com

Printed - 15:33 Sunday, 06 September 2020

BMCRC - MRO Championships 2020 - Rnd 3 @ Donington Park National

Team Respro MRO 600 inc Clubman 600

RACE 17 - SECTOR ANALYSIS



SECTOR 1 = FL to I1, SECTOR 2 = I1 to FL, DIFF = Difference To Personal Best Lap, P = Crossed Finish Line in Pit Lane, D = Time Disallowed

P1 32		Carl PHILLIPS		Suzuki GSXR 600 - PRF Racing		
IDEAL LAP TIME : 1:11.711		BEST LAP TIME : 1:11.855		DIFFERENCE : 0.144		
LAP	SECTOR 1	SECTOR 2	LAP TIME	MPH	DIFF	TIME OF DAY
1 -		25.121	1:15.443	94.43	3.588	15:23:04.039
2 -	46.590	25.265	1:11.855 (1)	99.15		15:24:15.894
3 -	46.811	25.242	1:12.053 (2)	98.88	0.198	15:25:27.947
4 -	46.890	25.224	1:12.114	98.79	0.259	15:26:40.061
5 -	46.962	25.253	1:12.215	98.65	0.360	15:27:52.276
6 -	46.864	25.923	1:12.787	97.88	0.932	15:29:05.063
7 -	46.858	25.230	1:12.088 (3)	98.83	0.233	15:30:17.151
8 -	46.758	25.702	1:12.460	98.32	0.605	15:31:29.611

P2 41		Louis VALLELEY		Yamaha R6 - Team V		
IDEAL LAP TIME : 1:11.808		BEST LAP TIME : 1:11.831		DIFFERENCE : 0.023		
LAP	SECTOR 1	SECTOR 2	LAP TIME	MPH	DIFF	TIME OF DAY
1 -		25.297	1:15.112	94.85	3.281	15:23:03.708
2 -	46.586	25.245	1:11.831 (1)	99.18		15:24:15.539
3 -	46.840	25.266	1:12.106 (3)	98.80	0.275	15:25:27.645
4 -	46.890	25.222	1:12.112	98.79	0.281	15:26:39.757
5 -	46.965	25.284	1:12.249	98.61	0.418	15:27:52.006
6 -	46.900	26.031	1:12.931	97.69	1.100	15:29:04.937
7 -	46.712	25.224	1:11.936 (2)	99.04	0.105	15:30:16.873
8 -	46.743	26.117	1:12.860	97.78	1.029	15:31:29.733

P3 84		Ben WOTTON		Triumph DAYTONA 675R - JAMES JACKSON RACING (JJR) T		
IDEAL LAP TIME : 1:11.543		BEST LAP TIME : 1:11.829		DIFFERENCE : 0.286		
LAP	SECTOR 1	SECTOR 2	LAP TIME	MPH	DIFF	TIME OF DAY
1 -		25.226	1:15.843	93.93	4.014	15:23:04.439
2 -	46.343	25.486	1:11.829 (1)	99.18		15:24:16.268
3 -	46.665	25.298	1:11.963 (3)	99.00	0.134	15:25:28.231
4 -	46.799	25.396	1:12.195	98.68	0.366	15:26:40.426
5 -	46.743	25.374	1:12.117	98.79	0.288	15:27:52.543
6 -	46.842	26.119	1:12.961	97.65	1.132	15:29:05.504
7 -	46.719	25.200	1:11.919 (2)	99.06	0.090	15:30:17.423
8 -	47.489	25.456	1:12.945	97.67	1.116	15:31:30.368

P4 46		Harry ROWLINGS		Triumph GP2 GP2 EVO - BER/ Steve Jordan Motorcycles		
IDEAL LAP TIME : 1:12.291		BEST LAP TIME : 1:12.347		DIFFERENCE : 0.056		
LAP	SECTOR 1	SECTOR 2	LAP TIME	MPH	DIFF	TIME OF DAY
1 -		25.537	1:16.652	92.94	4.305	15:23:05.248
2 -	46.879	25.468	1:12.347 (1)	98.47		15:24:17.595
3 -	47.180	25.412	1:12.592 (2)	98.14	0.245	15:25:30.187
4 -	47.073	25.574	1:12.647	98.07	0.300	15:26:42.834
5 -	46.936	25.669	1:12.605 (3)	98.12	0.258	15:27:55.439
6 -	47.145	25.708	1:12.853	97.79	0.506	15:29:08.292
7 -	47.234	25.971	1:13.205	97.32	0.858	15:30:21.497
8 -	47.966	25.802	1:13.768	96.58	1.421	15:31:35.265

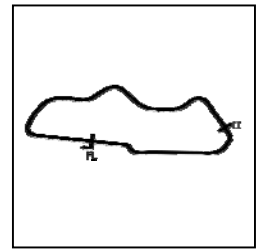
Weather / Track : Cloudy / Dry

Donington Park National
Circuit Length = 1.9790 miles
Start: 15:21 Flag 15:31 End: 15:32

BMCRC - MRO Championships 2020 - Rnd 3 @ Donington Park National

Team Respro MRO 600 inc Clubman 600

RACE 17 - SECTOR ANALYSIS



SECTOR 1 = FL to I1, SECTOR 2 = I1 to FL, DIFF = Difference To Personal Best Lap, P = Crossed Finish Line in Pit Lane, D = Time Disallowed

P5	56	Michael MILLS	Yamaha R6 - A51 Racing, The Wokingham Bar Company			
IDEAL LAP TIME : 1:12.794		BEST LAP TIME : 1:12.961	DIFFERENCE : 0.167			

LAP	SECTOR 1	SECTOR 2	LAP TIME	MPH	DIFF	TIME OF DAY
1 -		25.914	1:17.280	92.19	4.319	15:23:05.876
2 -	47.528	25.608	1:13.136 (2)	97.41	0.175	15:24:19.012
3 -	47.438	25.523	1:12.961 (1)	97.65		15:25:31.973
4 -	47.877	25.482	1:13.359	97.12	0.398	15:26:45.332
5 -	47.425	25.770	1:13.195 (3)	97.33	0.234	15:27:58.527
6 -	47.502	25.905	1:13.407	97.05	0.446	15:29:11.934
7 -	49.016	25.821	1:14.837	95.20	1.876	15:30:26.771
8 -	47.312	26.182	1:13.494	96.94	0.533	15:31:40.265

P6	36	Harry FOWLE	Triumph DAYTONA 675R - BER/ Steve Jordan Motorcycles			
IDEAL LAP TIME : 1:12.885		BEST LAP TIME : 1:12.885	DIFFERENCE : 0.000			

LAP	SECTOR 1	SECTOR 2	LAP TIME	MPH	DIFF	TIME OF DAY
1 -		25.653	1:17.706	91.68	4.821	15:23:06.302
2 -	47.415	25.924	1:13.339	97.14	0.454	15:24:19.641
3 -	47.659	25.733	1:13.392	97.07	0.507	15:25:33.033
4 -	47.512	25.674	1:13.186 (2)	97.34	0.301	15:26:46.219
5 -	47.598	25.705	1:13.303 (3)	97.19	0.418	15:27:59.522
6 -	47.242	25.643	1:12.885 (1)	97.75		15:29:12.407
7 -	48.103	26.079	1:14.182	96.04	1.297	15:30:26.589
8 -	47.337	26.393	1:13.730	96.63	0.845	15:31:40.319

P7	173	Stephen DRAPER	Yamaha R6 -			
IDEAL LAP TIME : 1:12.919		BEST LAP TIME : 1:12.993	DIFFERENCE : 0.074			

LAP	SECTOR 1	SECTOR 2	LAP TIME	MPH	DIFF	TIME OF DAY
1 -		25.881	1:18.106	91.21	5.113	15:23:06.702
2 -	47.304	25.689	1:12.993 (1)	97.60		15:24:19.695
3 -	47.787	25.634	1:13.421 (3)	97.03	0.428	15:25:33.116
4 -	48.014	25.615	1:13.629	96.76	0.636	15:26:46.745
5 -	47.689	25.681	1:13.370 (2)	97.10	0.377	15:28:00.115
6 -	48.252	25.886	1:14.138	96.09	1.145	15:29:14.253
7 -	49.077	26.026	1:15.103	94.86	2.110	15:30:29.356
8 -	48.221	26.015	1:14.236	95.97	1.243	15:31:43.592

P8	12 C	Cedric BLOCH	Kawasaki ZX6R - Brigit's Group & SDC Performance			
IDEAL LAP TIME : 1:14.040		BEST LAP TIME : 1:14.107	DIFFERENCE : 0.067			

LAP	SECTOR 1	SECTOR 2	LAP TIME	MPH	DIFF	TIME OF DAY
1 -		26.300	1:20.124	88.91	6.017	15:23:08.720
2 -	48.621	26.396	1:15.017	94.97	0.910	15:24:23.737
3 -	49.361	26.523	1:15.884	93.88	1.777	15:25:39.621
4 -	48.097	26.131	1:14.228 (3)	95.98	0.121	15:26:53.849
5 -	48.164	25.943	1:14.107 (1)	96.13		15:28:07.956
6 -	48.176	26.169	1:14.345	95.83	0.238	15:29:22.301
7 -	48.104	26.688	1:14.792	95.25	0.685	15:30:37.093
8 -	48.172	26.051	1:14.223 (2)	95.98	0.116	15:31:51.316

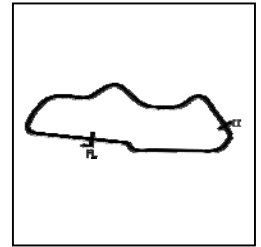
Weather / Track : Cloudy / Dry

Donington Park National
Circuit Length = 1.9790 miles
Start: 15:21 Flag 15:31 End: 15:32

BMCRC - MRO Championships 2020 - Rnd 3 @ Donington Park National

Team Respro MRO 600 inc Clubman 600

RACE 17 - SECTOR ANALYSIS



SECTOR 1 = FL to I1, SECTOR 2 = I1 to FL, DIFF = Difference To Personal Best Lap, P = Crossed Finish Line in Pit Lane, D = Time Disallowed

P9 188		Dawid KRAWIECKI		Yamaha R6 - Code Blue LTD & D A East Electrical		
IDEAL LAP TIME : 1:14.293		BEST LAP TIME : 1:14.611		DIFFERENCE : 0.318		
LAP	SECTOR 1	SECTOR 2	LAP TIME	MPH	DIFF	TIME OF DAY
1 -		26.607	1:19.859	89.21	5.248	15:23:08.455
2 -	48.588	26.600	1:15.188	94.75	0.577	15:24:23.643
3 -	49.025	26.270	1:15.295	94.62	0.684	15:25:38.938
4 -	48.375	26.256	1:14.631 (3)	95.46	0.020	15:26:53.569
5 -	48.220	26.391	1:14.611 (1)	95.49		15:28:08.180
6 -	48.429	26.381	1:14.810	95.23	0.199	15:29:22.990
7 -	48.551	26.073	1:14.624 (2)	95.47	0.013	15:30:37.614
8 -	48.440	26.216	1:14.656	95.43	0.045	15:31:52.270

P10 818 C		Alex BARKER		Yamaha R6 - SS5 Construction LTD		
IDEAL LAP TIME : 1:15.085		BEST LAP TIME : 1:15.192		DIFFERENCE : 0.107		
LAP	SECTOR 1	SECTOR 2	LAP TIME	MPH	DIFF	TIME OF DAY
1 -		26.329	1:20.649	88.34	5.457	15:23:09.245
2 -	48.880	26.312	1:15.192 (1)	94.75		15:24:24.437
3 -	49.381	26.650	1:16.031	93.70	0.839	15:25:40.468
4 -	49.224	26.429	1:15.653	94.17	0.461	15:26:56.121
5 -	48.927	26.327	1:15.254 (2)	94.67	0.062	15:28:11.375
6 -	48.886	26.602	1:15.488	94.38	0.296	15:29:26.863
7 -	48.905	26.441	1:15.346 (3)	94.55	0.154	15:30:42.209
8 -	49.711	26.205	1:15.916	93.84	0.724	15:31:58.125

P11 13		Doug EDMONDSON		Triumph DAYTONA - Stan Stephens Tuning		
IDEAL LAP TIME : 1:15.313		BEST LAP TIME : 1:15.351		DIFFERENCE : 0.038		
LAP	SECTOR 1	SECTOR 2	LAP TIME	MPH	DIFF	TIME OF DAY
1 -		26.424	1:19.290	89.85	3.939	15:23:07.886
2 -	48.903	26.676	1:15.579 (3)	94.26	0.228	15:24:23.465
3 -	49.503	26.834	1:16.337	93.33	0.986	15:25:39.802
4 -	48.977	26.536	1:15.513 (2)	94.34	0.162	15:26:55.315
5 -	48.915	26.436	1:15.351 (1)	94.55		15:28:10.666
6 -	49.378	26.991	1:16.369	93.29	1.018	15:29:27.035
7 -	49.200	26.464	1:15.664	94.16	0.313	15:30:42.699
8 -	49.456	26.410	1:15.866	93.91	0.515	15:31:58.565

P12 59 C		Caiden WILKINSON		Yamaha R6 - RB Electrics		
IDEAL LAP TIME : 1:14.992		BEST LAP TIME : 1:15.117		DIFFERENCE : 0.125		
LAP	SECTOR 1	SECTOR 2	LAP TIME	MPH	DIFF	TIME OF DAY
1 -		26.097	1:19.643	89.45	4.526	15:23:08.239
2 -	48.977	27.111	1:16.088	93.63	0.971	15:24:24.327
3 -	49.125	26.441	1:15.566 (3)	94.28	0.449	15:25:39.893
4 -	49.087	26.030	1:15.117 (1)	94.84		15:26:55.010
5 -	48.962	26.427	1:15.389 (2)	94.50	0.272	15:28:10.399
6 -	49.402	27.331	1:16.733	92.84	1.616	15:29:27.132
7 -	49.427	26.521	1:15.948	93.80	0.831	15:30:43.080
8 -	49.693	26.158	1:15.851	93.92	0.734	15:31:58.931

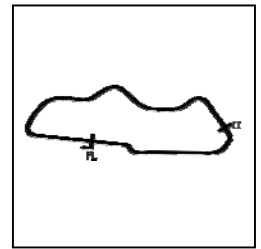
Weather / Track : Cloudy / Dry

Donington Park National
 Circuit Length = 1.9790 miles
 Start: 15:21 Flag 15:31 End: 15:32

BMCRC - MRO Championships 2020 - Rnd 3 @ Donington Park National

Team Respro MRO 600 inc Clubman 600

RACE 17 - SECTOR ANALYSIS



SECTOR 1 = FL to I1, SECTOR 2 = I1 to FL, DIFF = Difference To Personal Best Lap, P = Crossed Finish Line in Pit Lane, D = Time Disallowed

P13		7 C		Thomas BENSTED		Triumph DAYTONA 675R - Significant Debt Racing	
IDEAL LAP TIME : 1:14.595		BEST LAP TIME : 1:14.686		DIFFERENCE : 0.091			
LAP	SECTOR 1	SECTOR 2	LAP TIME	MPH	DIFF	TIME OF DAY	
1 -		26.454	1:21.280	87.65	6.594	15:23:09.876	
2 -	49.051	26.164	1:15.215 (2)	94.72	0.529	15:24:25.091	
3 -	49.285	26.438	1:15.723 (3)	94.08	1.037	15:25:40.814	
4 -	49.323	26.525	1:15.848	93.93	1.162	15:26:56.662	
5 -	49.506	26.379	1:15.885	93.88	1.199	15:28:12.547	
6 -	48.431	26.255	1:14.686 (1)	95.39		15:29:27.233	
7 -	49.523	26.502	1:16.025	93.71	1.339	15:30:43.258	
8 -	49.817	26.453	1:16.270	93.41	1.584	15:31:59.528	

P14		100 C		Craig HOWTON		Kawasaki ZX6R - ME	
IDEAL LAP TIME : 1:15.362		BEST LAP TIME : 1:15.362		DIFFERENCE : 0.000			
LAP	SECTOR 1	SECTOR 2	LAP TIME	MPH	DIFF	TIME OF DAY	
1 -		26.302	1:20.853	88.11	5.491	15:23:09.449	
2 -	49.085	26.277	1:15.362 (1)	94.53		15:24:24.811	
3 -	49.276	26.542	1:15.818 (2)	93.97	0.456	15:25:40.629	
4 -	49.422	26.625	1:16.047 (3)	93.68	0.685	15:26:56.676	
5 -	49.639	26.792	1:16.431	93.21	1.069	15:28:13.107	
6 -	49.611	26.583	1:16.194	93.50	0.832	15:29:29.301	
7 -	49.139	27.357	1:16.496	93.13	1.134	15:30:45.797	
8 -	50.393	26.374	1:16.767	92.80	1.405	15:32:02.564	

P15		3		Joey LAMBDEN		Yamaha R6 -	
IDEAL LAP TIME : 1:14.841		BEST LAP TIME : 1:14.933		DIFFERENCE : 0.092			
LAP	SECTOR 1	SECTOR 2	LAP TIME	MPH	DIFF	TIME OF DAY	
1 -		27.393	1:22.266	86.60	7.333	15:23:10.862	
2 -	49.477	26.730	1:16.207	93.49	1.274	15:24:27.069	
3 -	48.623	26.493	1:15.116 (2)	94.84	0.183	15:25:42.185	
4 -	48.376	26.557	1:14.933 (1)	95.08		15:26:57.118	
5 -	49.530	26.787	1:16.317	93.35	1.384	15:28:13.435	
6 -	48.663	26.465	1:15.128 (3)	94.83	0.195	15:29:28.563	
7 -	49.395	28.104	1:17.499	91.93	2.566	15:30:46.062	
8 -	49.931	26.828	1:16.759	92.81	1.826	15:32:02.821	

P16		4 C		Tom VAUGHAN		Yamaha R6 - Go Racing Developments	
IDEAL LAP TIME : 1:15.246		BEST LAP TIME : 1:15.554		DIFFERENCE : 0.308			
LAP	SECTOR 1	SECTOR 2	LAP TIME	MPH	DIFF	TIME OF DAY	
1 -		26.620	1:23.170	85.66	7.616	15:23:11.766	
2 -	50.120	26.789	1:16.909	92.63	1.355	15:24:28.675	
3 -	49.362	26.207	1:15.569 (2)	94.27	0.015	15:25:44.244	
4 -	50.264	26.576	1:16.840	92.72	1.286	15:27:01.084	
5 -	49.039	26.830	1:15.869	93.90	0.315	15:28:16.953	
6 -	49.069	26.485	1:15.554 (1)	94.29		15:29:32.507	
7 -	49.750	26.282	1:16.032	93.70	0.478	15:30:48.539	
8 -	49.271	26.441	1:15.712 (3)	94.10	0.158	15:32:04.251	

Weather / Track : Cloudy / Dry

Donington Park National
Circuit Length = 1.9790 miles
Start: 15:21 Flag 15:31 End: 15:32

BMCRC - MRO Championships 2020 - Rnd 3 @ Donington Park National

Team Respro MRO 600 inc Clubman 600

RACE 17 - SECTOR ANALYSIS



SECTOR 1 = FL to I1, SECTOR 2 = I1 to FL, DIFF = Difference To Personal Best Lap, P = Crossed Finish Line in Pit Lane, D = Time Disallowed

P17 37 C		Alexander LATHAM		Triumph DAYTONA - BR-8 / McCrash Racing		
IDEAL LAP TIME : 1:15.176		BEST LAP TIME : 1:15.569		DIFFERENCE : 0.393		
LAP	SECTOR 1	SECTOR 2	LAP TIME	MPH	DIFF	TIME OF DAY
1 -		26.765	1:23.000	85.83	7.431	15:23:11.596
2 -	49.787	27.539	1:17.326	92.13	1.757	15:24:28.922
3 -	49.294	26.344	1:15.638 (2)	94.19	0.069	15:25:44.560
4 -	50.086	26.847	1:16.933	92.60	1.364	15:27:01.493
5 -	48.832	26.988	1:15.820 (3)	93.96	0.251	15:28:17.313
6 -	48.927	26.642	1:15.569 (1)	94.27		15:29:32.882
7 -	49.678	26.542	1:16.220	93.47	0.651	15:30:49.102
8 -	49.662	26.458	1:16.120	93.59	0.551	15:32:05.222

P18 888		Hayden WOOD		Yamaha R6 -		
IDEAL LAP TIME : 1:15.649		BEST LAP TIME : 1:15.702		DIFFERENCE : 0.053		
LAP	SECTOR 1	SECTOR 2	LAP TIME	MPH	DIFF	TIME OF DAY
1 -		26.633	1:22.681	86.16	6.979	15:23:11.277
2 -	49.943	26.904	1:16.847	92.71	1.145	15:24:28.124
3 -	49.206	26.796	1:16.002 (2)	93.74	0.300	15:25:44.126
4 -	49.567	26.764	1:16.331	93.33	0.629	15:27:00.457
5 -	49.238	26.464	1:15.702 (1)	94.11		15:28:16.159
6 -	49.614	26.609	1:16.223 (3)	93.47	0.521	15:29:32.382
7 -	49.613	26.624	1:16.237	93.45	0.535	15:30:48.619
8 -	50.528	26.443	1:16.971	92.56	1.269	15:32:05.590

P19 404 C		Tommy HEMPHILL		Yamaha R6 - None		
IDEAL LAP TIME : 1:16.137		BEST LAP TIME : 1:16.293		DIFFERENCE : 0.156		
LAP	SECTOR 1	SECTOR 2	LAP TIME	MPH	DIFF	TIME OF DAY
1 -		27.214	1:22.293	86.57	6.000	15:23:10.889
2 -	49.679	26.760	1:16.439 (2)	93.20	0.146	15:24:27.328
3 -	49.549	27.010	1:16.559 (3)	93.06	0.266	15:25:43.887
4 -	50.248	26.928	1:17.176	92.31	0.883	15:27:01.063
5 -	50.028	26.588	1:16.616	92.99	0.323	15:28:17.679
6 -	49.572	26.721	1:16.293 (1)	93.38		15:29:33.972
7 -	50.285	26.720	1:17.005	92.52	0.712	15:30:50.977
8 -	50.023	26.702	1:16.725	92.85	0.432	15:32:07.702

P20 263 C		James TUCKER		Triumph 675 -		
IDEAL LAP TIME : 1:17.079		BEST LAP TIME : 1:17.204		DIFFERENCE : 0.125		
LAP	SECTOR 1	SECTOR 2	LAP TIME	MPH	DIFF	TIME OF DAY
1 -		27.309	1:26.091	82.75	8.887	15:23:14.687
2 -	50.539	27.657	1:18.196	91.11	0.992	15:24:32.883
3 -	51.251	27.318	1:18.569	90.68	1.365	15:25:51.452
4 -	51.766	27.092	1:18.858	90.34	1.654	15:27:10.310
5 -	50.900	26.813	1:17.713	91.67	0.509	15:28:28.023
6 -	50.830	26.868	1:17.698 (3)	91.69	0.494	15:29:45.721
7 -	50.266	26.938	1:17.204 (1)	92.28		15:31:02.925
8 -	50.622	26.818	1:17.440 (2)	92.00	0.236	15:32:20.365

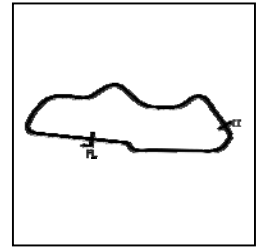
Weather / Track : Cloudy / Dry

Donington Park National
Circuit Length = 1.9790 miles
Start: 15:21 Flag 15:31 End: 15:32

BMCRC - MRO Championships 2020 - Rnd 3 @ Donington Park National

Team Respro MRO 600 inc Clubman 600

RACE 17 - SECTOR ANALYSIS



SECTOR 1 = FL to I1, SECTOR 2 = I1 to FL, DIFF = Difference To Personal Best Lap, P = Crossed Finish Line in Pit Lane, D = Time Disallowed

P21 50	Aditya Singh BEHAL	Yamaha YZF-R6 - Urban Nomads Racing
IDEAL LAP TIME :	BEST LAP TIME : 1:16.976	DIFFERENCE :

LAP	SECTOR 1	SECTOR 2	LAP TIME	MPH	DIFF	TIME OF DAY
1 -			1:24.277	84.53	7.301	15:23:12.873
2 -			1:18.465	90.80	1.489	15:24:31.338
3 -			1:18.810	90.40	1.834	15:25:50.148
4 -			1:19.553	89.55	2.577	15:27:09.701
5 -			1:18.169 (3)	91.14	1.193	15:28:27.870
6 -			1:18.249	91.05	1.273	15:29:46.119
7 -			1:16.976 (1)	92.55		15:31:03.095
8 -			1:17.460 (2)	91.97	0.484	15:32:20.555

P22 118 C	Jim COYLE	Triumph DAYTONA 675R - Big Jim RIP
IDEAL LAP TIME : 1:16.933	BEST LAP TIME : 1:17.239	DIFFERENCE : 0.306

LAP	SECTOR 1	SECTOR 2	LAP TIME	MPH	DIFF	TIME OF DAY
1 -		27.256	1:23.985	84.83	6.746	15:23:12.581
2 -	51.527	27.126	1:18.653	90.58	1.414	15:24:31.234
3 -	51.349	27.511	1:18.860	90.34	1.621	15:25:50.094
4 -	52.523	27.344	1:19.867	89.20	2.628	15:27:09.961
5 -	50.846	26.990	1:17.836 (3)	91.53	0.597	15:28:27.797
6 -	51.556	27.080	1:18.636	90.60	1.397	15:29:46.433
7 -	50.666	26.856	1:17.522 (2)	91.90	0.283	15:31:03.955
8 -	50.077	27.162	1:17.239 (1)	92.24		15:32:21.194

P23 624 C	Matthew FEDRICK	Yamaha R6 - Matthew Fedrick farriers ltd
IDEAL LAP TIME : 1:16.879	BEST LAP TIME : 1:16.988	DIFFERENCE : 0.109

LAP	SECTOR 1	SECTOR 2	LAP TIME	MPH	DIFF	TIME OF DAY
1 -		28.149	1:25.294	83.52	8.306	15:23:13.890
2 -	51.060	27.167	1:18.227	91.07	1.239	15:24:32.117
3 -	50.844	27.307	1:18.151	91.16	1.163	15:25:50.268
4 -	52.608	27.395	1:20.003	89.05	3.015	15:27:10.271
5 -	51.411	27.169	1:18.580	90.66	1.592	15:28:28.851
6 -	50.913	26.919	1:17.832 (3)	91.53	0.844	15:29:46.683
7 -	50.775	26.819	1:17.594 (2)	91.81	0.606	15:31:04.277
8 -	50.060	26.928	1:16.988 (1)	92.54		15:32:21.265

P24 192 C	Daniel MOFFA	Kawasaki ZX6R - DM Racing
IDEAL LAP TIME : 1:17.151	BEST LAP TIME : 1:17.151	DIFFERENCE : 0.000

LAP	SECTOR 1	SECTOR 2	LAP TIME	MPH	DIFF	TIME OF DAY
1 -		27.451	1:25.525	83.30	8.374	15:23:14.121
2 -	50.854	27.700	1:18.554	90.69	1.403	15:24:32.675
3 -	50.838	27.299	1:18.137 (3)	91.18	0.986	15:25:50.812
4 -	51.404	27.847	1:19.251	89.89	2.100	15:27:10.063
5 -	50.933	27.677	1:18.610	90.63	1.459	15:28:28.673
6 -	51.520	27.151	1:18.671	90.56	1.520	15:29:47.344
7 -	50.273	27.199	1:17.472 (2)	91.96	0.321	15:31:04.816
8 -	50.082	27.069	1:17.151 (1)	92.34		15:32:21.967

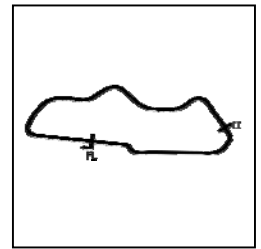
Weather / Track : Cloudy / Dry

Donington Park National
Circuit Length = 1.9790 miles
Start: 15:21 Flag 15:31 End: 15:32

BMCRC - MRO Championships 2020 - Rnd 3 @ Donington Park National

Team Respro MRO 600 inc Clubman 600

RACE 17 - SECTOR ANALYSIS



SECTOR 1 = FL to I1, SECTOR 2 = I1 to FL, DIFF = Difference To Personal Best Lap, P = Crossed Finish Line in Pit Lane, D = Time Disallowed

P25 99		Michael SIMMONS		Yamaha R6 - Westcountry Windings			
IDEAL LAP TIME : 1:17.957		BEST LAP TIME : 1:18.095		DIFFERENCE : 0.138			
LAP	SECTOR 1	SECTOR 2	LAP TIME	MPH	DIFF	TIME OF DAY	
1 -		27.641	1:24.992	83.82	6.897	15:23:13.588	
2 -	50.904	27.550	1:18.454 (3)	90.81	0.359	15:24:32.042	
3 -	51.746	27.598	1:19.344	89.79	1.249	15:25:51.386	
4 -	52.121	27.563	1:19.684	89.41	1.589	15:27:11.070	
5 -	51.121	27.163	1:18.284 (2)	91.01	0.189	15:28:29.354	
6 -	51.294	27.272	1:18.566	90.68	0.471	15:29:47.920	
7 -	50.794	27.301	1:18.095 (1)	91.23		15:31:06.015	
8 -	50.992	27.487	1:18.479	90.78	0.384	15:32:24.494	

P26 22 C		Toby TRUNDLE		Triumph Daytona 675 -			
IDEAL LAP TIME : 1:18.959		BEST LAP TIME : 1:19.177		DIFFERENCE : 0.218			
LAP	SECTOR 1	SECTOR 2	LAP TIME	MPH	DIFF	TIME OF DAY	
1 -		27.515	1:27.029	81.86	7.852	15:23:15.625	
2 -	52.188	27.159	1:19.347 (3)	89.79	0.170	15:24:34.972	
3 -	52.554	27.126	1:19.680	89.41	0.503	15:25:54.652	
4 -	53.027	27.309	1:20.336	88.68	1.159	15:27:14.988	
5 -	52.504	27.313	1:19.817	89.26	0.640	15:28:34.805	
6 -	52.606	26.975	1:19.581	89.52	0.404	15:29:54.386	
7 -	52.285	27.058	1:19.343 (2)	89.79	0.166	15:31:13.729	
8 -	51.984	27.193	1:19.177 (1)	89.98		15:32:32.906	

P27 8 C		Dave SAUNDERS		Honda CBR600 -			
IDEAL LAP TIME : 1:20.196		BEST LAP TIME : 1:20.233		DIFFERENCE : 0.037			
LAP	SECTOR 1	SECTOR 2	LAP TIME	MPH	DIFF	TIME OF DAY	
1 -		27.860	1:28.187	80.78	7.954	15:23:16.783	
2 -	52.336	28.203	1:20.539	88.46	0.306	15:24:37.322	
3 -	53.149	28.005	1:21.154	87.79	0.921	15:25:58.476	
4 -	52.629	27.882	1:20.511 (3)	88.49	0.278	15:27:18.987	
5 -	52.903	28.136	1:21.039	87.91	0.806	15:28:40.026	
6 -	52.339	27.894	1:20.233 (1)	88.79		15:30:00.259	
7 -	52.547	27.879	1:20.426 (2)	88.58	0.193	15:31:20.685	
8 -	53.322	28.004	1:21.326	87.60	1.093	15:32:42.011	

P28 93		James BLACKMORE		Suzuki GSXR600 - Gristwood and Tom's racing			
IDEAL LAP TIME : 1:21.067		BEST LAP TIME : 1:21.345		DIFFERENCE : 0.278			
LAP	SECTOR 1	SECTOR 2	LAP TIME	MPH	DIFF	TIME OF DAY	
1 -		29.103	1:31.008	78.28	9.663	15:23:19.604	
2 -	54.428	29.144	1:23.572	85.25	2.227	15:24:43.176	
3 -	54.859	28.836	1:23.695	85.12	2.350	15:26:06.871	
4 -	53.959	28.491	1:22.450	86.41	1.105	15:27:29.321	
5 -	53.000	28.654	1:21.654 (2)	87.25	0.309	15:28:50.975	
6 -	53.660	28.269	1:21.929 (3)	86.96	0.584	15:30:12.904	
7 -	53.278	28.067	1:21.345 (1)	87.58		15:31:34.249	

P29 61 C		Adam SYMONDS		Yamaha R6 -			
IDEAL LAP TIME : 1:23.921		BEST LAP TIME : 1:24.219		DIFFERENCE : 0.298			
LAP	SECTOR 1	SECTOR 2	LAP TIME	MPH	DIFF	TIME OF DAY	
1 -		29.987	1:31.344	77.99	7.125	15:23:19.940	
2 -	55.560	29.851	1:25.411 (3)	83.41	1.192	15:24:45.351	
3 -	55.675	29.539	1:25.214 (2)	83.60	0.995	15:26:10.565	
4 -	58.500	30.953	1:29.453	79.64	5.234	15:27:40.018	
5 -	55.744	30.013	1:25.757	83.07	1.538	15:29:05.775	
6 -	56.259	29.805	1:26.064	82.78	1.845	15:30:31.839	
7 -	54.382	29.837	1:24.219 (1)	84.59		15:31:56.058	

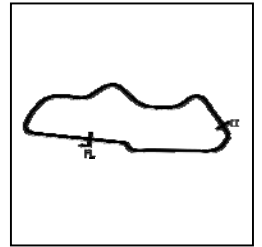
Weather / Track : Cloudy / Dry

Donington Park National
Circuit Length = 1.9790 miles
Start: 15:21 Flag 15:31 End: 15:32

BMCRC - MRO Championships 2020 - Rnd 3 @ Donington Park National

Team Respro MRO 600 inc Clubman 600

RACE 17 - SECTOR ANALYSIS



SECTOR 1 = FL to I1, SECTOR 2 = I1 to FL, DIFF = Difference To Personal Best Lap, P = Crossed Finish Line in Pit Lane, D = Time Disallowed

P30 96 C		Giovanni BELIOSSI		Honda CBR600RR - ASR Accident Storage Recovery		
IDEAL LAP TIME : 1:25.720		BEST LAP TIME : 1:26.279		DIFFERENCE : 0.559		
LAP	SECTOR 1	SECTOR 2	LAP TIME	MPH	DIFF	TIME OF DAY
1 -		29.990	1:33.170	76.46	6.891	15:23:21.766
2 -	56.431	29.848	1:26.279 (1)	82.57		15:24:48.045
3 -	57.614	29.789	1:27.403	81.51	1.124	15:26:15.448
4 -	57.656	30.670	1:28.326	80.66	2.047	15:27:43.774
5 -	57.090	29.590	1:26.680 (2)	82.19	0.401	15:29:10.454
6 -	57.708	29.289	1:26.997 (3)	81.89	0.718	15:30:37.451
7 -	57.135	29.932	1:27.067	81.82	0.788	15:32:04.518

Weather / Track : Cloudy / Dry

Results can be found at www.tsl-timing.com

Page 8 of 8

Donington Park National
Circuit Length = 1.9790 miles
Start: 15:21 Flag 15:31 End: 15:32

Printed - 15:33 Sunday, 06 September 2020

BMCRC - MRO Championships 2020 - Rnd 3 @ Donington Park National

Team Respro MRO 600 inc Clubman 600

RACE 17 - BEST SECTORS

SECTOR 1			SECTOR 2			IDEAL / BEST COMPARISON						
POS	NO	NAME	TIME	NO	NAME	TIME	POS	NO	NAME	IDEAL	BEST	DIFF
									PERFECT LAP	1:11.464		
1	84	WOTTON	46.343	32	PHILLIPS	25.121	1	84	WOTTON	1:11.543	1:11.829	0.286
2	41	VALLELEY	46.586	84	WOTTON	25.200	2	32	PHILLIPS	1:11.711	1:11.855	0.144
3	32	PHILLIPS	46.590	41	VALLELEY	25.222	3	41	VALLELEY	1:11.808	1:11.831	0.023
4	46	ROWLINGS	46.879	46	ROWLINGS	25.412	4	46	ROWLINGS	1:12.291	1:12.347	0.056
5	36	FOWLE	47.242	56	MILLS	25.482	5	56	MILLS	1:12.794	1:12.961	0.167
6	173	DRAPER	47.304	173	DRAPER	25.615	6	36	FOWLE	1:12.885	1:12.885	0.000
7	56	MILLS	47.312	36	FOWLE	25.643	7	173	DRAPER	1:12.919	1:12.993	0.074
8	12	BLOCH	48.097	12	BLOCH	25.943	8	12	BLOCH	1:14.040	1:14.107	0.067
9	188	KRAWIECKI	48.220	59	WILKINSON	26.030	9	188	KRAWIECKI	1:14.293	1:14.611	0.318
10	3	LAMBDEN	48.376	188	KRAWIECKI	26.073	10	7	BENSTED	1:14.595	1:14.686	0.091
11	7	BENSTED	48.431	7	BENSTED	26.164	11	3	LAMBDEN	1:14.841	1:14.933	0.092
12	37	LATHAM	48.832	818	BARKER	26.205	12	59	WILKINSON	1:14.992	1:15.117	0.125
13	818	BARKER	48.880	4	VAUGHAN	26.207	13	818	BARKER	1:15.085	1:15.192	0.107
14	13	EDMONDSON	48.903	100	HOWTON	26.277	14	37	LATHAM	1:15.176	1:15.569	0.393
15	59	WILKINSON	48.962	37	LATHAM	26.344	15	4	VAUGHAN	1:15.246	1:15.554	0.308
16	4	VAUGHAN	49.039	13	EDMONDSON	26.410	16	13	EDMONDSON	1:15.313	1:15.351	0.038
17	100	HOWTON	49.085	888	WOOD	26.443	17	100	HOWTON	1:15.362	1:15.362	0.000
18	888	WOOD	49.206	3	LAMBDEN	26.465	18	888	WOOD	1:15.649	1:15.702	0.053
19	404	HEMPHILL	49.549	404	HEMPHILL	26.588	19	404	HEMPHILL	1:16.137	1:16.293	0.156
20	624	FEDRICK	50.060	263	TUCKER	26.813	20	624	FEDRICK	1:16.879	1:16.988	0.109
21	118	COYLE	50.077	624	FEDRICK	26.819	21	118	COYLE	1:16.933	1:17.239	0.306
22	192	MOFFA	50.082	118	COYLE	26.856	22	263	TUCKER	1:17.079	1:17.204	0.125
23	263	TUCKER	50.266	22	TRUNDLE	26.975	23	192	MOFFA	1:17.151	1:17.151	0.000
24	99	SIMMONS	50.794	192	MOFFA	27.069	24	99	SIMMONS	1:17.957	1:18.095	0.138
25	22	TRUNDLE	51.984	99	SIMMONS	27.163	25	22	TRUNDLE	1:18.959	1:19.177	0.218
26	8	SAUNDERS	52.336	8	SAUNDERS	27.860	26	8	SAUNDERS	1:20.196	1:20.233	0.037
27	93	BLACKMORE	53.000	93	BLACKMORE	28.067	27	93	BLACKMORE	1:21.067	1:21.345	0.278
28	61	SYMONDS	54.382	96	BELIOSSI	29.289	28	61	SYMONDS	1:23.921	1:24.219	0.298
29	96	BELIOSSI	56.431	61	SYMONDS	29.539	29	96	BELIOSSI	1:25.720	1:26.279	0.559
30							30	50	BEHAL		1:16.976	
31												

Weather / Track : Cloudy / Dry

Results can be found at www.tsl-timing.com

Donington Park National
Circuit Length = 1.9790 miles
Start: 15:21 Flag 15:31 End: 15:32

Printed - 15:34 Sunday, 06 September 2020

BMCRC - MRO Championships 2020 - Rnd 3 @ Donington Park National

Team Respro MRO 600 inc Clubman 600

RACE 17 - STATISTICS

Competitors Started 31
Planned Start 2020-09-06 @ 15:20:00.000
Actual Start 2020-09-06 @ 15:21:48.595
Finish Time 2020-09-06 @ 15:31:29.610
Track Length 1.9790mi.
Total Laps 237
Total Distance Covered 469.0389mi.

Session Fastest Lap History

NO	CL	NAME	LAP TIME	TIME OF DAY	LAP	VEHICLE
41		Louis VALLELEY	1:11.831	15:24:15.553	2	Yamaha R6
84		Ben WOTTON	1:11.829	15:24:16.281	2	Triumph DAYTONA 675R

Session Leader History

NO	CL	NAME	FROM LAP	LAPS LED	DISTANCE	VEHICLE
41		Louis VALLELEY	1	7	13.81 miles	Yamaha R6
32		Carl PHILLIPS	8	1	1.97 miles	Suzuki GSXR 600

Flag History

TYPE	TIME OF DAY
GREEN	15:21:48.595
FINISH	15:31:29.610

Flag Statistics

TYPE	COUNT	TOTAL LAPS	TOTAL TIME
Green	1	8	10:56.847
Red	0	0	0.000
Safety Car	0	0	0.000
FCY	0	0	0.000

Weather / Track : Cloudy / Dry

BMCRC - MRO Championships 2020 - Rnd 3 @ Donington Park National

Team Respro MRO 600 inc Clubman 600

RACE 17 - STATISTICS

CLASS :

14 Starters

Fastest Lap History

NO	NAME	LAP TIME	TIME OF DAY	LAP	VEHICLE
41	Louis VALLELEY	1:11.831	15:24:15.553	2	Yamaha R6
84	Ben WOTTON	1:11.829	15:24:16.281	2	Triumph DAYTONA 675R

Leader History

NO	NAME	FROM LAP	LAPS LED	DISTANCE	VEHICLE
41	Louis VALLELEY	1	7	13.81 miles	Yamaha R6
32	Carl PHILLIPS	8	1	1.97 miles	Suzuki GSXR 600

BMCRC - MRO Championships 2020 - Rnd 3 @ Donington Park National

Team Respro MRO 600 inc Clubman 600

RACE 17 - STATISTICS

CLASS : C

17 Starters

Fastest Lap History

NO	NAME	LAP TIME	TIME OF DAY	LAP	VEHICLE
12	Cedric BLOCH	1:15.017	15:24:23.734	2	Kawazaki ZX6R
12	Cedric BLOCH	1:14.228	15:26:53.846	4	Kawazaki ZX6R
12	Cedric BLOCH	1:14.107	15:28:07.954	5	Kawazaki ZX6R

Leader History

NO	NAME	FROM LAP	LAPS LED	DISTANCE	VEHICLE
59	Caiden WILKINSON	1	1	1.94 miles	Yamaha R6
12	Cedric BLOCH	2	7	13.85 miles	Kawazaki ZX6R

BMCRC-MRO Championships 2020



**MRO MINITWINS & BMCRC ROOKIE
MINITWINS**

supported by PROPERLY PROTECTED

Donington Park National Circuit

5th / 6th September 2020



Results Provided by Timing Solutions Ltd

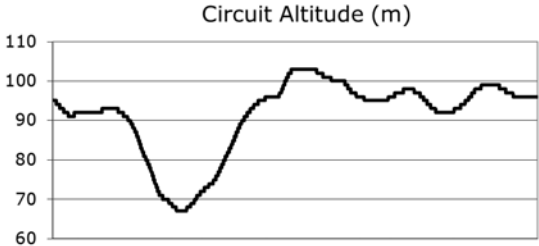
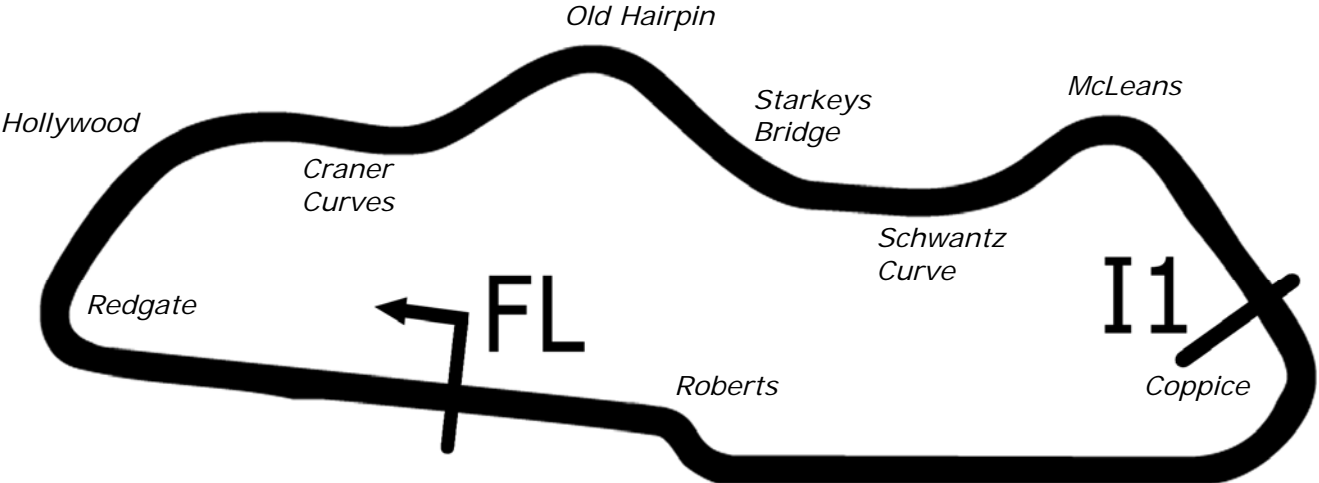
www.tsl-timing.com

Donington Park National



SPORTS TIMING

TIMING SOLUTIONS LTD



Length	1.9790 miles	3185.0 m	
FL		52.82971 N	1.37867 W
I1	2096m	52.82978 N	1.36508 W
Pit Entry	3100m	52.82951 N	1.37832 W
Pit Exit	229m after FL	52.82996 N	1.38205 W
Pit Entry–Pit Exit 256m, 15.3s @60kph, 11.5s @80kph			

All results available at www.tsl-timing.com

BMCRC - MRO Championships 2020 - Rnd 3 @ Donington Park National



MRO Minitwins & BMCRC Rookie Minitwins

QUALIFYING - CLASSIFICATION

POS	NO	CL	PIC NAME	ENTRY	TIME	ON	LAPS	GAP	DIFF	MPH
1	96		1 Dan HARRIS	Suzuki SV650 - HP Racing	1:17.805	8	9			91.57
2	87		2 Jake POVAH	Suzuki SV650 - www.78plate.com	1:17.832	9	9	0.027	0.027	91.53
3	78		3 Keith POVAH	Suzuki SV650 - Instagram @crap.sack give us a follow!	1:18.279	4	6	0.474	0.447	91.01
4	661		4 Cameron HARRIS	Suzuki SV650 - HARRIS PERFORMANCE	1:18.795	6	9	0.990	0.516	90.41
5	86		5 Paul WITHERINGTON	Suzuki SV650 - PJW Plumbers	1:18.998	9	9	1.193	0.203	90.18
6	95		6 John REYNOLDS	Suzuki SV650 - Fins Motorcycles	1:19.180	9	9	1.375	0.182	89.98
7	155		7 Richard HARRIS	Suzuki SV650 - HP Racing	1:19.245	7	9	1.440	0.065	89.90
8	232		8 Matt WETHERELL	Suzuki SV650 - MSG Racing/Lamonde.com/FWR Tyres	1:19.371	8	9	1.566	0.126	89.76
9	12		9 Russell TAYLOR	Suzuki SV650 -	1:19.503	6	9	1.698	0.132	89.61
10	26		10 Glynn DAVIES	Suzuki SV650 -	1:19.564	6	8	1.759	0.061	89.54
11	710	R	1 Craig HENSTOCK	Suzuki SV650 -	1:19.735	5	9	1.930	0.171	89.35
12	19		11 Kevin LILLEY	Suzuki SV650 - Trafalgar Cleaning Eqpt. / Vanson Leathe	1:19.736	6	9	1.931	0.001	89.35
13	717	R	2 James SHEEHAN	Suzuki GLADIUS 650 -	1:20.638	4	8	2.833	0.902	88.35
14	97	R	3 Alex MANN	Suzuki SV650 - TT50 Cars,Prestige,Denham Hedley Corr	1:20.687	9	9	2.882	0.049	88.29
15	25		12 Harrison DAY	Suzuki SV650 -	1:20.971	4	9	3.166	0.284	87.99
16	62	R	4 James KING	Suzuki SV650 -	1:22.717	4	9	4.912	1.746	86.13
17	105	R	5 Connor WADE	Suzuki SV650 - WELD CARE INDUSTRIES	1:22.783	4	8	4.978	0.066	86.06
18	64		13 Phil ELLIS	Suzuki SV650 -	1:22.874	5	8	5.069	0.091	85.96
19	71		14 Colin CLUNE	Suzuki SV650 -	1:23.013	4	8	5.208	0.139	85.82
20	28		15 William BROWN	Suzuki SV650 -	1:23.325	4	8	5.520	0.312	85.50
21	81		16 Ricardo BRANCO	Suzuki SV650 - IMP Racing	1:24.198	4	8	6.393	0.873	84.61
22	11	R	6 Darren O'LEARY	Suzuki SV650 - Pompey Motorcycle Racing	1:24.529	7	8	6.724	0.331	84.28
23	40		17 Simon WILKINSON	Suzuki SV650 - S P Wilkinson Engineering Ltd	1:24.972	6	8	7.167	0.443	83.84
24	34		18 Andrew JOHNSON	Suzuki SV650 - Rose & Charlie Racing	1:25.262	7	8	7.457	0.290	83.56
25	199		19 Michael FROST	Suzuki SV650 -	1:25.437	5	8	7.632	0.175	83.39
26	51		20 Andrew DURANT	Suzuki SV650 -	1:25.612	7	8	7.807	0.175	83.22
27	561		21 David LESLIE	Suzuki SV650 -	1:25.622	8	8	7.817	0.010	83.21
28	159		22 Benn RIDGWELL	Suzuki SV650 - Ridgey Racing	1:26.064	3	8	8.259	0.442	82.78
29	163	R	7 Aaron OTTLEY	Suzuki SV650 - Sussex Motorcycle Valet, Hastings Kick	1:26.492	3	8	8.687	0.428	82.37
30	257	R	8 Connor HOOD	Suzuki SV650 - CMW motorcycles	1:27.026	2	2	9.221	0.534	81.86
31	23		23 Claire BECKETT	Suzuki SV650 - P Sheils & Sons	1:27.307	2	8	9.502	0.281	81.60
32	258		24 Ande FRIEND	Suzuki SV650 - Flying colours Motorcycle Training	1:27.557	7	8	9.752	0.250	81.37
33	63		25 Steve SMULOVIC	Suzuki SV650 - SFC Racing	1:28.455	8	8	10.650	0.898	80.54
34	36		26 Max MAUD	Suzuki SV650 -	1:29.219	7	8	11.414	0.764	79.85
35	123	R	9 Esteban LECOQ	Suzuki SV650 -	1:29.927	8	8	12.122	0.708	79.22
36	272	R	10 Christopher COWAN	Suzuki SV650 - IMP Racing International	1:33.388	4	8	15.583	3.461	76.29
37	138	R	11 Craig JARMIN	Suzuki SV650 -	1:34.405	6	7	16.600	1.017	75.46
38	70		27 Vanessa GILLAM	Suzuki SV650 - No More Straps Ltd	1:40.559	6	7	22.754	6.154	70.85

Donington Park National
Circuit Length = 1.9790 miles
Start: 10:00 Flag 10:12 End: 10:13

Weather / Track : Cloudy / Dry

These results are provisional until the conclusion of any judicial and technical matters.

Clerk Of Course :	Steward :	Timekeeper :

Results can be found at www.tsl-timing.com

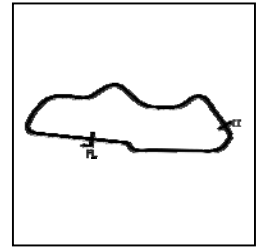
Printed - 10:13 Saturday, 05 September 2020



BMCRC - MRO Championships 2020 - Rnd 3 @ Donington Park National

MRO Minitwins & BMCRC Rookie Minitwins

QUALIFYING - SECTOR ANALYSIS



SECTOR 1 = FL to I1, SECTOR 2 = I1 to FL, DIFF = Difference To Personal Best Lap, P = Crossed Finish Line in Pit Lane, D = Time Disallowed

P1 96		Dan HARRIS		Suzuki SV650 - HP Racing			
IDEAL LAP TIME : 1:17.805		BEST LAP TIME : 1:17.805		DIFFERENCE : 0.000			
LAP	SECTOR 1	SECTOR 2	LAP TIME	MPH	DIFF	TIME OF DAY	
1 -	52.623	28.602	1:21.225	87.71	3.420	10:01:47.529	
2 -	50.651	27.974	1:18.625 (3)	90.61	0.820	10:03:06.154	
3 -	52.353	28.789	1:21.142	87.80	3.337	10:04:27.296	
4 -	50.870	28.522	1:19.392	89.74	1.587	10:05:46.688	
5 -	50.926	28.046	1:18.972	90.21	1.167	10:07:05.660	
6 -	50.696	27.860	1:18.556 (2)	90.69	0.751	10:08:24.216	
7 -	54.852	28.605	1:23.457	85.36	5.652	10:09:47.673	
8 -	50.294	27.511	1:17.805 (1)	91.57		10:11:05.478	
9 -	58.215	32.744	1:30.959	78.32	13.154	10:12:36.437	

P2 87		Jake POVAH		Suzuki SV650 - www.78plate.com			
IDEAL LAP TIME : 1:17.497		BEST LAP TIME : 1:17.832		DIFFERENCE : 0.335			
LAP	SECTOR 1	SECTOR 2	LAP TIME	MPH	DIFF	TIME OF DAY	
1 -	54.875	28.700	1:23.575	85.24	5.743	10:02:15.765	
2 -	54.025	28.286	1:22.311	86.55	4.479	10:03:38.076	
3 -	51.638	27.911	1:19.549	89.56	1.717	10:04:57.625	
4 -	50.138	28.196	1:18.334 (2)	90.95	0.502	10:06:15.959	
5 -	50.474	27.896	1:18.370 (3)	90.91	0.538	10:07:34.329	
6 -	51.126	27.713	1:18.839	90.36	1.007	10:08:53.168	
7 -	50.730	28.119	1:18.849	90.35	1.017	10:10:12.017	
8 -	50.547	28.582	1:19.129	90.03	1.297	10:11:31.146	
9 -	50.473	27.359	1:17.832 (1)	91.53		10:12:48.978	

P3 78		Keith POVAH		Suzuki SV650 - Instagram @crap.sack give us a follow!			
IDEAL LAP TIME : 1:18.095		BEST LAP TIME : 1:18.279		DIFFERENCE : 0.184			
LAP	SECTOR 1	SECTOR 2	LAP TIME	MPH	DIFF	TIME OF DAY	
1 -	54.450	29.572	1:24.022	84.79	5.743	10:02:15.503	
2 -	52.975	27.729	1:20.704	88.28	2.425	10:03:36.207	
3 -	50.762	27.774	1:18.536 (2)	90.71	0.257	10:04:54.743	
4 -	50.366	27.913	1:18.279 (1)	91.01		10:06:13.022	
5 -	50.437	28.137	1:18.574 (3)	90.67	0.295	10:07:31.596	
6 -	56.155	IN PIT	1:29.305 P	79.77	11.026	10:09:00.901	

P4 661		Cameron HARRIS		Suzuki SV650 - HARRIS PERFORMANCE			
IDEAL LAP TIME : 1:18.495		BEST LAP TIME : 1:18.795		DIFFERENCE : 0.300			
LAP	SECTOR 1	SECTOR 2	LAP TIME	MPH	DIFF	TIME OF DAY	
1 -	53.476	28.659	1:22.135	86.74	3.340	10:01:49.163	
2 -	51.146	28.090	1:19.236	89.91	0.441	10:03:08.399	
3 -	51.050	27.982	1:19.032 (3)	90.14	0.237	10:04:27.431	
4 -	51.244	28.574	1:19.818	89.26	1.023	10:05:47.249	
5 -	51.573	27.708	1:19.281	89.86	0.486	10:07:06.530	
6 -	50.855	27.940	1:18.795 (1)	90.41		10:08:25.325	
7 -	51.989	28.220	1:20.209	88.82	1.414	10:09:45.534	
8 -	51.275	27.640	1:18.915 (2)	90.28	0.120	10:11:04.449	
9 -	53.808	29.507	1:23.315	85.51	4.520	10:12:27.764	

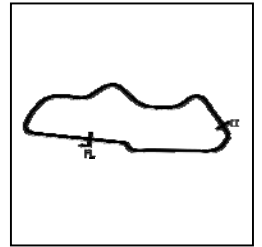
Weather / Track : Cloudy / Dry

Donington Park National
Circuit Length = 1.9790 miles
Start: 10:00 Flag 10:12 End: 10:13

BMCRC - MRO Championships 2020 - Rnd 3 @ Donington Park National

MRO Minitwins & BMCRC Rookie Minitwins

QUALIFYING - SECTOR ANALYSIS



SECTOR 1 = FL to I1, SECTOR 2 = I1 to FL, DIFF = Difference To Personal Best Lap, P = Crossed Finish Line in Pit Lane, D = Time Disallowed

P5 86		Paul WITHERINGTON		Suzuki SV650 - PJW Plumbers			
IDEAL LAP TIME : 1:18.998		BEST LAP TIME : 1:18.998		DIFFERENCE : 0.000			
LAP	SECTOR 1	SECTOR 2	LAP TIME	MPH	DIFF	TIME OF DAY	
1 -	57.419	29.380	1:26.799	82.08	7.801	10:02:08.473	
2 -	52.764	29.425	1:22.189	86.68	3.191	10:03:30.662	
3 -	54.449	28.726	1:23.175	85.65	4.177	10:04:53.837	
4 -	52.638	28.397	1:21.035	87.92	2.037	10:06:14.872	
5 -	52.293	27.976	1:20.269 (3)	88.75	1.271	10:07:35.141	
6 -	55.263	29.472	1:24.735	84.08	5.737	10:08:59.876	
7 -	53.641	29.945	1:23.586	85.23	4.588	10:10:23.462	
8 -	51.574	28.153	1:19.727 (2)	89.36	0.729	10:11:43.189	
9 -	51.196	27.802	1:18.998 (1)	90.18		10:13:02.187	

P6 95		John REYNOLDS		Suzuki SV650 - Fins Motorcycles			
IDEAL LAP TIME : 1:19.100		BEST LAP TIME : 1:19.180		DIFFERENCE : 0.080			
LAP	SECTOR 1	SECTOR 2	LAP TIME	MPH	DIFF	TIME OF DAY	
1 -	54.360	29.287	1:23.647	85.17	4.467	10:02:14.989	
2 -	54.713	28.679	1:23.392	85.43	4.212	10:03:38.381	
3 -	52.632	28.710	1:21.342	87.58	2.162	10:04:59.723	
4 -	52.684	28.316	1:21.000	87.95	1.820	10:06:20.723	
5 -	51.582	28.123	1:19.705 (3)	89.38	0.525	10:07:40.428	
6 -	52.196	28.021	1:20.217	88.81	1.037	10:09:00.645	
7 -	52.032	28.285	1:20.317	88.70	1.137	10:10:20.962	
8 -	51.164	28.025	1:19.189 (2)	89.97	0.009	10:11:40.151	
9 -	51.079	28.101	1:19.180 (1)	89.98		10:12:59.331	

P7 155		Richard HARRIS		Suzuki SV650 - HP Racing			
IDEAL LAP TIME : 1:19.239		BEST LAP TIME : 1:19.245		DIFFERENCE : 0.006			
LAP	SECTOR 1	SECTOR 2	LAP TIME	MPH	DIFF	TIME OF DAY	
1 -	54.368	28.871	1:23.239	85.59	3.994	10:01:52.199	
2 -	51.828	28.442	1:20.270	88.75	1.025	10:03:12.469	
3 -	51.760	28.940	1:20.700	88.28	1.455	10:04:33.169	
4 -	51.957	29.499	1:21.456	87.46	2.211	10:05:54.625	
5 -	51.957	28.630	1:20.587	88.40	1.342	10:07:15.212	
6 -	51.675	28.301	1:19.976 (3)	89.08	0.731	10:08:35.188	
7 -	51.205	28.040	1:19.245 (1)	89.90		10:09:54.433	
8 -	51.199	28.048	1:19.247 (2)	89.90	0.002	10:11:13.680	
9 -	51.762	29.832	1:21.594	87.31	2.349	10:12:35.274	

P8 232		Matt WETHERELL		Suzuki SV650 - MSG Racing/Lamonde.com/FWR Tyres			
IDEAL LAP TIME : 1:19.166		BEST LAP TIME : 1:19.371		DIFFERENCE : 0.205			
LAP	SECTOR 1	SECTOR 2	LAP TIME	MPH	DIFF	TIME OF DAY	
1 -	55.447	29.615	1:25.062	83.75	5.691	10:02:04.299	
2 -	52.416	29.099	1:21.515	87.40	2.144	10:03:25.814	
3 -	51.311	28.427	1:19.738	89.35	0.367	10:04:45.552	
4 -	50.868	28.588	1:19.456 (2)	89.66	0.085	10:06:05.008	
5 -	50.996	28.462	1:19.458 (3)	89.66	0.087	10:07:24.466	
6 -	51.346	28.445	1:19.791	89.29	0.420	10:08:44.257	
7 -	51.201	28.379	1:19.580	89.52	0.209	10:10:03.837	
8 -	50.787	28.584	1:19.371 (1)	89.76		10:11:23.208	
9 -	52.184	29.177	1:21.361	87.56	1.990	10:12:44.569	

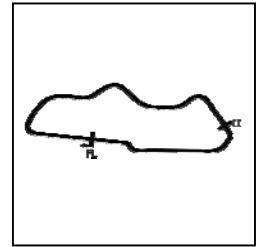
Weather / Track : Cloudy / Dry

Donington Park National
Circuit Length = 1.9790 miles
Start: 10:00 Flag 10:12 End: 10:13

BMCRC - MRO Championships 2020 - Rnd 3 @ Donington Park National

MRO Minitwins & BMCRC Rookie Minitwins

QUALIFYING - SECTOR ANALYSIS



SECTOR 1 = FL to I1, SECTOR 2 = I1 to FL, DIFF = Difference To Personal Best Lap, P = Crossed Finish Line in Pit Lane, D = Time Disallowed

P9 12		Russell TAYLOR		Suzuki SV650 -			
IDEAL LAP TIME : 1:19.445		BEST LAP TIME : 1:19.503		DIFFERENCE : 0.058			
LAP	SECTOR 1	SECTOR 2	LAP TIME	MPH	DIFF	TIME OF DAY	
1 -	56.568	29.242	1:25.810	83.02	6.307	10:01:53.686	
2 -	52.622	29.036	1:21.658	87.24	2.155	10:03:15.344	
3 -	51.921	28.371	1:20.292	88.73	0.789	10:04:35.636	
4 -	51.458	28.113	1:19.571 (2)	89.53	0.068	10:05:55.207	
5 -	52.609	29.480	1:22.089	86.79	2.586	10:07:17.296	
6 -	51.378	28.125	1:19.503 (1)	89.61		10:08:36.799	
7 -	52.425	28.183	1:20.608	88.38	1.105	10:09:57.407	
8 -	51.605	28.067	1:19.672 (3)	89.42	0.169	10:11:17.079	
9 -	51.550	28.323	1:19.873	89.19	0.370	10:12:36.952	

P10 26		Glynn DAVIES		Suzuki SV650 -			
IDEAL LAP TIME : 1:19.564		BEST LAP TIME : 1:19.564		DIFFERENCE : 0.000			
LAP	SECTOR 1	SECTOR 2	LAP TIME	MPH	DIFF	TIME OF DAY	
1 -	1:02.056	31.894	1:33.950	75.83	14.386	10:02:39.608	
2 -	56.500	30.180	1:26.680	82.19	7.116	10:04:06.288	
3 -	54.838	28.790	1:23.628	85.19	4.064	10:05:29.916	
4 -	52.619	29.670	1:22.289	86.58	2.725	10:06:52.205	
5 -	52.206	28.390	1:20.596 (2)	88.39	1.032	10:08:12.801	
6 -	51.308	28.256	1:19.564 (1)	89.54		10:09:32.365	
7 -	52.102	28.898	1:21.000 (3)	87.95	1.436	10:10:53.365	
8 -	52.906	28.714	1:21.620	87.29	2.056	10:12:14.985	

P11 710 R		Craig HENSTOCK		Suzuki SV650 -			
IDEAL LAP TIME : 1:19.735		BEST LAP TIME : 1:19.735		DIFFERENCE : 0.000			
LAP	SECTOR 1	SECTOR 2	LAP TIME	MPH	DIFF	TIME OF DAY	
1 -	56.399	31.061	1:27.460	81.46	7.725	10:02:07.120	
2 -	56.453	29.363	1:25.816	83.02	6.081	10:03:32.936	
3 -	52.978	29.612	1:22.590	86.26	2.855	10:04:55.526	
4 -	51.736	28.523	1:20.259 (2)	88.77	0.524	10:06:15.785	
5 -	51.533	28.202	1:19.735 (1)	89.35		10:07:35.520	
6 -	53.102	28.557	1:21.659	87.24	1.924	10:08:57.179	
7 -	51.920	28.411	1:20.331 (3)	88.69	0.596	10:10:17.510	
8 -	52.219	28.364	1:20.583	88.41	0.848	10:11:38.093	
9 -	51.985	28.457	1:20.442	88.56	0.707	10:12:58.535	

P12 19		Kevin LILLEY		Suzuki SV650 - Trafalgar Cleaning Eqpt. / Vanson Leathers			
IDEAL LAP TIME : 1:19.575		BEST LAP TIME : 1:19.736		DIFFERENCE : 0.161			
LAP	SECTOR 1	SECTOR 2	LAP TIME	MPH	DIFF	TIME OF DAY	
1 -	54.633	29.160	1:23.793	85.02	4.057	10:01:54.269	
2 -	52.213	28.773	1:20.986	87.97	1.250	10:03:15.255	
3 -	51.330	28.605	1:19.935 (2)	89.13	0.199	10:04:35.190	
4 -	51.324	28.706	1:20.030	89.02	0.294	10:05:55.220	
5 -	52.354	29.375	1:21.729	87.17	1.993	10:07:16.949	
6 -	51.271	28.465	1:19.736 (1)	89.35		10:08:36.685	
7 -	51.110	28.877	1:19.987 (3)	89.07	0.251	10:09:56.672	
8 -	51.736	28.577	1:20.313	88.71	0.577	10:11:16.985	
9 -	51.452	28.623	1:20.075	88.97	0.339	10:12:37.060	

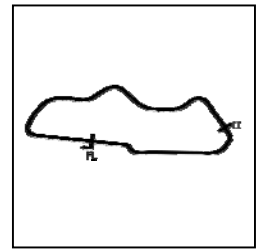
Weather / Track : Cloudy / Dry

Donington Park National
Circuit Length = 1.9790 miles
Start: 10:00 Flag 10:12 End: 10:13

BMCRC - MRO Championships 2020 - Rnd 3 @ Donington Park National

MRO Minitwins & BMCRC Rookie Minitwins

QUALIFYING - SECTOR ANALYSIS



SECTOR 1 = FL to I1, SECTOR 2 = I1 to FL, DIFF = Difference To Personal Best Lap, P = Crossed Finish Line in Pit Lane, D = Time Disallowed

P13 717 R		James SHEEHAN		Suzuki GLADIUS 650 -			
IDEAL LAP TIME : 1:20.638		BEST LAP TIME : 1:20.638		DIFFERENCE : 0.000			
LAP	SECTOR 1	SECTOR 2	LAP TIME	MPH	DIFF	TIME OF DAY	
1 -	56.532	29.734	1:26.266	82.58	5.628	10:02:07.385	
2 -	53.618	30.127	1:23.745	85.07	3.107	10:03:31.130	
3 -	54.202	29.904	1:24.106	84.71	3.468	10:04:55.236	
4 -	51.766	28.872	1:20.638 (1)	88.35		10:06:15.874	
5 -	52.941	29.373	1:22.314 (2)	86.55	1.676	10:07:38.188	
6 -	54.890	29.346	1:24.236	84.57	3.598	10:09:02.424	
7 -	53.057	30.360	1:23.417 (3)	85.40	2.779	10:10:25.841	
8 -	53.518	30.447	1:23.965	84.85	3.327	10:11:49.806	

P14 97 R		Alex MANN		Suzuki SV650 - TT50 Cars,Prestige,Denham Hedley Commerci			
IDEAL LAP TIME : 1:20.560		BEST LAP TIME : 1:20.687		DIFFERENCE : 0.127			
LAP	SECTOR 1	SECTOR 2	LAP TIME	MPH	DIFF	TIME OF DAY	
1 -	57.416	30.230	1:27.646	81.28	6.959	10:01:55.373	
2 -	53.380	30.162	1:23.542	85.28	2.855	10:03:18.915	
3 -	54.291	29.765	1:24.056	84.76	3.369	10:04:42.971	
4 -	52.403	29.738	1:22.141	86.73	1.454	10:06:05.112	
5 -	53.994	29.736	1:23.730	85.09	3.043	10:07:28.842	
6 -	52.743	29.501	1:22.244	86.62	1.557	10:08:51.086	
7 -	52.705	29.186	1:21.891 (3)	87.00	1.204	10:10:12.977	
8 -	52.028	28.893	1:20.921 (2)	88.04	0.234	10:11:33.898	
9 -	51.667	29.020	1:20.687 (1)	88.29		10:12:54.585	

P15 25		Harrison DAY		Suzuki SV650 -			
IDEAL LAP TIME : 1:20.971		BEST LAP TIME : 1:20.971		DIFFERENCE : 0.000			
LAP	SECTOR 1	SECTOR 2	LAP TIME	MPH	DIFF	TIME OF DAY	
1 -	56.109	30.168	1:26.277	82.57	5.306	10:02:06.621	
2 -	54.154	30.115	1:24.269	84.54	3.298	10:03:30.890	
3 -	54.651	29.834	1:24.485	84.33	3.514	10:04:55.375	
4 -	52.295	28.676	1:20.971 (1)	87.99		10:06:16.346	
5 -	52.595	29.382	1:21.977 (2)	86.91	1.006	10:07:38.323	
6 -	54.908	29.416	1:24.324	84.49	3.353	10:09:02.647	
7 -	53.027	31.179	1:24.206	84.60	3.235	10:10:26.853	
8 -	54.203	29.496	1:23.699	85.12	2.728	10:11:50.552	
9 -	52.637	29.416	1:22.053 (3)	86.82	1.082	10:13:12.605	

P16 62 R		James KING		Suzuki SV650 -			
IDEAL LAP TIME : 1:22.394		BEST LAP TIME : 1:22.717		DIFFERENCE : 0.323			
LAP	SECTOR 1	SECTOR 2	LAP TIME	MPH	DIFF	TIME OF DAY	
1 -	1:00.082	30.346	1:30.428	78.78	7.711	10:02:11.933	
2 -	55.349	29.855	1:25.204	83.61	2.487	10:03:37.137	
3 -	53.666	29.588	1:23.254 (2)	85.57	0.537	10:05:00.391	
4 -	53.368	29.349	1:22.717 (1)	86.13		10:06:23.108	
5 -	53.886	29.725	1:23.611	85.21	0.894	10:07:46.719	
6 -	53.045	30.315	1:23.360 (3)	85.46	0.643	10:09:10.079	
7 -	54.054	29.783	1:23.837	84.98	1.120	10:10:33.916	
8 -	53.775	29.855	1:23.630	85.19	0.913	10:11:57.546	
9 -	53.878	29.741	1:23.619	85.20	0.902	10:13:21.165	

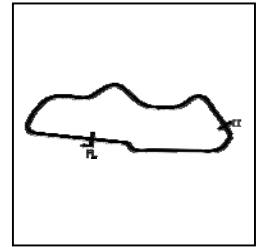
Weather / Track : Cloudy / Dry

Donington Park National
Circuit Length = 1.9790 miles
Start: 10:00 Flag 10:12 End: 10:13

BMCRC - MRO Championships 2020 - Rnd 3 @ Donington Park National

MRO Minitwins & BMCRC Rookie Minitwins

QUALIFYING - SECTOR ANALYSIS



SECTOR 1 = FL to I1, SECTOR 2 = I1 to FL, DIFF = Difference To Personal Best Lap, P = Crossed Finish Line in Pit Lane, D = Time Disallowed

P17 105 R		Connor WADE		Suzuki SV650 - WELD CARE INDUSTRIES			
IDEAL LAP TIME : 1:22.783		BEST LAP TIME : 1:22.783		DIFFERENCE : 0.000			
LAP	SECTOR 1	SECTOR 2	LAP TIME	MPH	DIFF	TIME OF DAY	
1 -	59.586	30.860	1:30.446	78.77	7.663	10:02:26.314	
2 -	55.309	29.988	1:25.297	83.52	2.514	10:03:51.611	
3 -	55.351	29.776	1:25.127	83.69	2.344	10:05:16.738	
4 -	53.630	29.153	1:22.783 (1)	86.06		10:06:39.521	
5 -	53.979	29.835	1:23.814 (3)	85.00	1.031	10:08:03.335	
6 -	54.277	31.899	1:26.176	82.67	3.393	10:09:29.511	
7 -	54.014	29.784	1:23.798 (2)	85.02	1.015	10:10:53.309	
8 -	54.600	29.838	1:24.438	84.37	1.655	10:12:17.747	

P18 64		Phil ELLIS		Suzuki SV650 -			
IDEAL LAP TIME : 1:22.874		BEST LAP TIME : 1:22.874		DIFFERENCE : 0.000			
LAP	SECTOR 1	SECTOR 2	LAP TIME	MPH	DIFF	TIME OF DAY	
1 -	1:00.913	31.566	1:32.479	77.04	9.605	10:02:13.717	
2 -	57.475	29.735	1:27.210	81.69	4.336	10:03:40.927	
3 -	55.210	29.896	1:25.106	83.71	2.232	10:05:06.033	
4 -	54.687	29.512	1:24.199 (3)	84.61	1.325	10:06:30.232	
5 -	53.579	29.295	1:22.874 (1)	85.96		10:07:53.106	
6 -	57.061	30.095	1:27.156	81.74	4.282	10:09:20.262	
7 -	54.269	30.081	1:24.350	84.46	1.476	10:10:44.612	
8 -	54.032	29.589	1:23.621 (2)	85.20	0.747	10:12:08.233	

P19 71		Colin CLUNE		Suzuki SV650 -			
IDEAL LAP TIME : 1:23.013		BEST LAP TIME : 1:23.013		DIFFERENCE : 0.000			
LAP	SECTOR 1	SECTOR 2	LAP TIME	MPH	DIFF	TIME OF DAY	
1 -	56.487	30.122	1:26.609	82.26	3.596	10:02:19.926	
2 -	54.730	30.160	1:24.890	83.92	1.877	10:03:44.816	
3 -	54.186	29.624	1:23.810	85.00	0.797	10:05:08.626	
4 -	53.646	29.367	1:23.013 (1)	85.82		10:06:31.639	
5 -	53.886	29.540	1:23.426 (2)	85.40	0.413	10:07:55.065	
6 -	54.446	29.842	1:24.288	84.52	1.275	10:09:19.353	
7 -	55.022	29.737	1:24.759	84.05	1.746	10:10:44.112	
8 -	54.223	29.548	1:23.771 (3)	85.04	0.758	10:12:07.883	

P20 28		William BROWN		Suzuki SV650 -			
IDEAL LAP TIME : 1:22.909		BEST LAP TIME : 1:23.325		DIFFERENCE : 0.416			
LAP	SECTOR 1	SECTOR 2	LAP TIME	MPH	DIFF	TIME OF DAY	
1 -	59.427	30.414	1:29.841	79.30	6.516	10:02:25.616	
2 -	54.809	29.279	1:24.088 (3)	84.72	0.763	10:03:49.704	
3 -	54.694	29.302	1:23.996 (2)	84.82	0.671	10:05:13.700	
4 -	53.630	29.695	1:23.325 (1)	85.50		10:06:37.025	
5 -	54.599	30.309	1:24.908	83.91	1.583	10:08:01.933	
6 -	55.063	30.631	1:25.694	83.14	2.369	10:09:27.627	
7 -	54.230	29.935	1:24.165	84.65	0.840	10:10:51.792	
8 -	55.424	31.107	1:26.531	82.33	3.206	10:12:18.323	

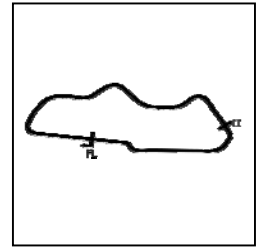
Weather / Track : Cloudy / Dry

Donington Park National
 Circuit Length = 1.9790 miles
 Start: 10:00 Flag 10:12 End: 10:13

BMCRC - MRO Championships 2020 - Rnd 3 @ Donington Park National

MRO Minitwins & BMCRC Rookie Minitwins

QUALIFYING - SECTOR ANALYSIS



SECTOR 1 = FL to I1, SECTOR 2 = I1 to FL, DIFF = Difference To Personal Best Lap, P = Crossed Finish Line in Pit Lane, D = Time Disallowed

P21 81		Ricardo BRANCO		Suzuki SV650 - IMP Racing			
IDEAL LAP TIME : 1:23.749		BEST LAP TIME : 1:24.198		DIFFERENCE : 0.449			
LAP	SECTOR 1	SECTOR 2	LAP TIME	MPH	DIFF	TIME OF DAY	
1 -	56.873	30.529	1:27.402	81.51	3.204	10:02:20.208	
2 -	55.748	30.147	1:25.895	82.94	1.697	10:03:46.103	
3 -	55.465	30.223	1:25.688	83.14	1.490	10:05:11.791	
4 -	54.122	30.076	1:24.198 (1)	84.61		10:06:35.989	
5 -	55.522	29.842	1:25.364	83.46	1.166	10:08:01.353	
6 -	55.392	30.376	1:25.768	83.06	1.570	10:09:27.121	
7 -	53.907	30.382	1:24.289 (2)	84.52	0.091	10:10:51.410	
8 -	54.620	30.367	1:24.987 (3)	83.83	0.789	10:12:16.397	

P22 11 R		Darren O'LEARY		Suzuki SV650 - Pompey Motorcycle Racing			
IDEAL LAP TIME : 1:23.821		BEST LAP TIME : 1:24.529		DIFFERENCE : 0.708			
LAP	SECTOR 1	SECTOR 2	LAP TIME	MPH	DIFF	TIME OF DAY	
1 -	57.038	30.969	1:28.007	80.95	3.478	10:02:23.613	
2 -	55.078	30.156	1:25.234	83.58	0.705	10:03:48.847	
3 -	54.582	30.104	1:24.686 (2)	84.13	0.157	10:05:13.533	
4 -	54.984	29.835	1:24.819 (3)	83.99	0.290	10:06:38.352	
5 -	54.772	30.119	1:24.891	83.92	0.362	10:08:03.243	
6 -	54.754	30.729	1:25.483	83.34	0.954	10:09:28.726	
7 -	53.986	30.543	1:24.529 (1)	84.28		10:10:53.255	
8 -	54.729	31.932	1:26.661	82.21	2.132	10:12:19.916	

P23 40		Simon WILKINSON		Suzuki SV650 - S P Wilkinson Engineering Ltd			
IDEAL LAP TIME : 1:24.938		BEST LAP TIME : 1:24.972		DIFFERENCE : 0.034			
LAP	SECTOR 1	SECTOR 2	LAP TIME	MPH	DIFF	TIME OF DAY	
1 -	58.321	31.011	1:29.332	79.75	4.360	10:02:23.324	
2 -	56.008	29.996	1:26.004	82.84	1.032	10:03:49.328	
3 -	58.242	30.982	1:29.224	79.85	4.252	10:05:18.552	
4 -	55.486	29.763	1:25.249	83.57	0.277	10:06:43.801	
5 -	55.219	29.910	1:25.129 (2)	83.69	0.157	10:08:08.930	
6 -	55.175	29.797	1:24.972 (1)	83.84		10:09:33.902	
7 -	55.214	30.002	1:25.216 (3)	83.60	0.244	10:10:59.118	
8 -	59.064	31.495	1:30.559	78.67	5.587	10:12:29.677	

P24 34		Andrew JOHNSON		Suzuki SV650 - Rose & Charlie Racing			
IDEAL LAP TIME : 1:25.262		BEST LAP TIME : 1:25.262		DIFFERENCE : 0.000			
LAP	SECTOR 1	SECTOR 2	LAP TIME	MPH	DIFF	TIME OF DAY	
1 -	1:02.860	31.273	1:34.133	75.68	8.871	10:02:30.952	
2 -	56.206	31.159	1:27.365	81.55	2.103	10:03:58.317	
3 -	56.056	31.722	1:27.778	81.16	2.516	10:05:26.095	
4 -	56.167	31.022	1:27.189	81.71	1.927	10:06:53.284	
5 -	56.897	30.756	1:27.653	81.28	2.391	10:08:20.937	
6 -	56.127	30.502	1:26.629 (2)	82.24	1.367	10:09:47.566	
7 -	54.976	30.286	1:25.262 (1)	83.56		10:11:12.828	
8 -	55.748	31.284	1:27.032 (3)	81.86	1.770	10:12:39.860	

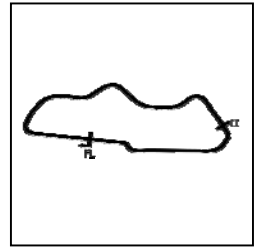
Weather / Track : Cloudy / Dry

Donington Park National
 Circuit Length = 1.9790 miles
 Start: 10:00 Flag 10:12 End: 10:13

BMCRC - MRO Championships 2020 - Rnd 3 @ Donington Park National

MRO Minitwins & BMCRC Rookie Minitwins

QUALIFYING - SECTOR ANALYSIS



SECTOR 1 = FL to I1, SECTOR 2 = I1 to FL, DIFF = Difference To Personal Best Lap, P = Crossed Finish Line in Pit Lane, D = Time Disallowed

P25 199		Michael FROST		Suzuki SV650 -		
IDEAL LAP TIME : 1:25.219		BEST LAP TIME : 1:25.437		DIFFERENCE : 0.218		
LAP	SECTOR 1	SECTOR 2	LAP TIME	MPH	DIFF	TIME OF DAY
1 -	1:01.098	31.366	1:32.464	77.05	7.027	10:02:15.645
2 -	57.607	30.494	1:28.101	80.86	2.664	10:03:43.746
3 -	55.689	30.199	1:25.888	82.95	0.451	10:05:09.634
4 -	55.368	30.250	1:25.618 (2)	83.21	0.181	10:06:35.252
5 -	55.573	29.864	1:25.437 (1)	83.39		10:08:00.689
6 -	56.422	30.301	1:26.723	82.15	1.286	10:09:27.412
7 -	55.662	30.005	1:25.667 (3)	83.16	0.230	10:10:53.079
8 -	57.908	29.851	1:27.759	81.18	2.322	10:12:20.838

P26 51		Andrew DURANT		Suzuki SV650 -		
IDEAL LAP TIME : 1:25.071		BEST LAP TIME : 1:25.612		DIFFERENCE : 0.541		
LAP	SECTOR 1	SECTOR 2	LAP TIME	MPH	DIFF	TIME OF DAY
1 -	59.919	31.903	1:31.822	77.59	6.210	10:02:14.378
2 -	57.994	30.843	1:28.837	80.19	3.225	10:03:43.215
3 -	55.481	30.572	1:26.053 (2)	82.79	0.441	10:05:09.268
4 -	55.308	31.089	1:26.397 (3)	82.46	0.785	10:06:35.665
5 -	55.995	30.944	1:26.939	81.94	1.327	10:08:02.604
6 -	54.928	32.240	1:27.168	81.73	1.556	10:09:29.772
7 -	55.267	30.345	1:25.612 (1)	83.22		10:10:55.384
8 -	56.400	30.143	1:26.543	82.32	0.931	10:12:21.927

P27 561		David LESLIE		Suzuki SV650 -		
IDEAL LAP TIME : 1:25.438		BEST LAP TIME : 1:25.622		DIFFERENCE : 0.184		
LAP	SECTOR 1	SECTOR 2	LAP TIME	MPH	DIFF	TIME OF DAY
1 -	1:01.493	31.955	1:33.448	76.24	7.826	10:02:16.939
2 -	57.738	30.371	1:28.109	80.86	2.487	10:03:45.048
3 -	57.487	30.392	1:27.879	81.07	2.257	10:05:12.927
4 -	56.120	30.237	1:26.357	82.50	0.735	10:06:39.284
5 -	55.876	30.024	1:25.900 (3)	82.94	0.278	10:08:05.184
6 -	56.037	29.812	1:25.849 (2)	82.99	0.227	10:09:31.033
7 -	55.785	30.347	1:26.132	82.71	0.510	10:10:57.165
8 -	55.969	29.653	1:25.622 (1)	83.21		10:12:22.787

P28 159		Benn RIDGWELL		Suzuki SV650 - Ridgely Racing		
IDEAL LAP TIME : 1:25.984		BEST LAP TIME : 1:26.064		DIFFERENCE : 0.080		
LAP	SECTOR 1	SECTOR 2	LAP TIME	MPH	DIFF	TIME OF DAY
1 -	1:00.781	30.941	1:31.722	77.67	5.658	10:02:04.425
2 -	56.223	30.819	1:27.042 (3)	81.85	0.978	10:03:31.467
3 -	55.843	30.221	1:26.064 (1)	82.78		10:04:57.531
4 -	55.763	30.720	1:26.483 (2)	82.38	0.419	10:06:24.014
5 -	57.882	30.881	1:28.763	80.26	2.699	10:07:52.777
6 -	57.226	30.666	1:27.892	81.06	1.828	10:09:20.669
7 -	56.583	31.165	1:27.748	81.19	1.684	10:10:48.417
8 -	56.863	30.468	1:27.331	81.58	1.267	10:12:15.748

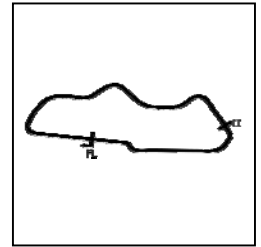
Weather / Track : Cloudy / Dry

Donington Park National
Circuit Length = 1.9790 miles
Start: 10:00 Flag 10:12 End: 10:13

BMCRC - MRO Championships 2020 - Rnd 3 @ Donington Park National

MRO Minitwins & BMCRC Rookie Minitwins

QUALIFYING - SECTOR ANALYSIS



SECTOR 1 = FL to I1, SECTOR 2 = I1 to FL, DIFF = Difference To Personal Best Lap, P = Crossed Finish Line in Pit Lane, D = Time Disallowed

P29 163 R	Aaron OTTLEY	Suzuki SV650 - Sussex Motorcycle Valet, Hastings Kickboxing
IDEAL LAP TIME : 1:26.492	BEST LAP TIME : 1:26.492	DIFFERENCE : 0.000

LAP	SECTOR 1	SECTOR 2	LAP TIME	MPH	DIFF	TIME OF DAY
1 -	58.512	31.260	1:29.772	79.36	3.280	10:02:10.787
2 -	56.214	31.071	1:27.285 (3)	81.62	0.793	10:03:38.072
3 -	55.629	30.863	1:26.492 (1)	82.37		10:05:04.564
4 -	56.599	32.033	1:28.632	80.38	2.140	10:06:33.196
5 -	55.724	30.867	1:26.591 (2)	82.27	0.099	10:07:59.787
6 -	56.765	33.185	1:29.950	79.20	3.458	10:09:29.737
7 -	56.401	31.892	1:28.293	80.69	1.801	10:10:58.030
8 -	58.669	31.620	1:30.289	78.90	3.797	10:12:28.319

P30 257 R	Connor HOOD	Suzuki SV650 - CMW motorcycles
IDEAL LAP TIME : 1:25.340	BEST LAP TIME : 1:27.026	DIFFERENCE : 1.686

LAP	SECTOR 1	SECTOR 2	LAP TIME	MPH	DIFF	TIME OF DAY
1 -	59.867	31.464	1:31.331 (2)	78.00	4.305	10:02:14.683
2 -	56.755	30.271	1:27.026 (1)	81.86		10:03:41.709

P31 23	Claire BECKETT	Suzuki SV650 - P Sheils & Sons
IDEAL LAP TIME : 1:27.119	BEST LAP TIME : 1:27.307	DIFFERENCE : 0.188

LAP	SECTOR 1	SECTOR 2	LAP TIME	MPH	DIFF	TIME OF DAY
1 -	59.231	31.059	1:30.290	78.90	2.983	10:02:00.467
2 -	56.763	30.544	1:27.307 (1)	81.60		10:03:27.774
3 -	57.381	31.139	1:28.520	80.48	1.213	10:04:56.294
4 -	56.575	31.114	1:27.689 (2)	81.24	0.382	10:06:23.983
5 -	57.633	31.001	1:28.634	80.38	1.327	10:07:52.617
6 -	56.852	30.907	1:27.759 (3)	81.18	0.452	10:09:20.376
7 -	56.950	31.876	1:28.826	80.20	1.519	10:10:49.202
8 -	57.770	32.212	1:29.982	79.17	2.675	10:12:19.184

P32 258	Ande FRIEND	Suzuki SV650 - Flying colours Motorcycle Training
IDEAL LAP TIME : 1:27.467	BEST LAP TIME : 1:27.557	DIFFERENCE : 0.090

LAP	SECTOR 1	SECTOR 2	LAP TIME	MPH	DIFF	TIME OF DAY
1 -	1:03.171	32.228	1:35.399	74.68	7.842	10:02:08.560
2 -	58.099	31.923	1:30.022	79.14	2.465	10:03:38.582
3 -	57.146	31.631	1:28.777	80.25	1.220	10:05:07.359
4 -	57.843	31.462	1:29.305	79.77	1.748	10:06:36.664
5 -	56.550	31.506	1:28.056 (3)	80.91	0.499	10:08:04.720
6 -	56.701	30.995	1:27.696 (2)	81.24	0.139	10:09:32.416
7 -	56.472	31.085	1:27.557 (1)	81.37		10:10:59.973
8 -	57.904	31.383	1:29.287	79.79	1.730	10:12:29.260

P33 63	Steve SMULOVIC	Suzuki SV650 - SFC Racing
IDEAL LAP TIME : 1:28.455	BEST LAP TIME : 1:28.455	DIFFERENCE : 0.000

LAP	SECTOR 1	SECTOR 2	LAP TIME	MPH	DIFF	TIME OF DAY
1 -	1:05.692	33.570	1:39.262	71.77	10.807	10:02:13.176
2 -	1:02.198	32.036	1:34.234	75.60	5.779	10:03:47.410
3 -	59.965	32.739	1:32.704	76.85	4.249	10:05:20.114
4 -	59.691	32.738	1:32.429	77.08	3.974	10:06:52.543
5 -	58.498	32.301	1:30.799	78.46	2.344	10:08:23.342
6 -	58.413	31.870	1:30.283 (3)	78.91	1.828	10:09:53.625
7 -	57.854	31.642	1:29.496 (2)	79.60	1.041	10:11:23.121
8 -	57.339	31.116	1:28.455 (1)	80.54		10:12:51.576

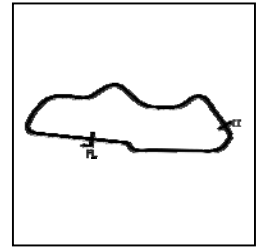
Weather / Track : Cloudy / Dry

Donington Park National
Circuit Length = 1.9790 miles
Start: 10:00 Flag 10:12 End: 10:13

BMCRC - MRO Championships 2020 - Rnd 3 @ Donington Park National

MRO Minitwins & BMCRC Rookie Minitwins

QUALIFYING - SECTOR ANALYSIS



SECTOR 1 = FL to I1, SECTOR 2 = I1 to FL, DIFF = Difference To Personal Best Lap, P = Crossed Finish Line in Pit Lane, D = Time Disallowed

P34 36		Max MAUD		Suzuki SV650 -		
IDEAL LAP TIME : 1:29.098		BEST LAP TIME : 1:29.219		DIFFERENCE : 0.121		
LAP	SECTOR 1	SECTOR 2	LAP TIME	MPH	DIFF	TIME OF DAY
1 -	1:04.946	33.541	1:38.487	72.34	9.268	10:02:44.418
2 -	1:00.711	32.756	1:33.467	76.22	4.248	10:04:17.885
3 -	59.748	32.966	1:32.714	76.84	3.495	10:05:50.599
4 -	1:00.045	31.571	1:31.616	77.76	2.397	10:07:22.215
5 -	58.595	31.716	1:30.311 (2)	78.89	1.092	10:08:52.526
6 -	1:00.740	32.347	1:33.087	76.53	3.868	10:10:25.613
7 -	57.527	31.692	1:29.219 (1)	79.85		10:11:54.832
8 -	58.557	31.848	1:30.405 (3)	78.80	1.186	10:13:25.237

P35 123 R		Esteban LECOQ		Suzuki SV650 -		
IDEAL LAP TIME : 1:29.889		BEST LAP TIME : 1:29.927		DIFFERENCE : 0.038		
LAP	SECTOR 1	SECTOR 2	LAP TIME	MPH	DIFF	TIME OF DAY
1 -	1:05.183	34.892	1:40.075	71.19	10.148	10:02:10.271
2 -	1:01.341	32.995	1:34.336	75.52	4.409	10:03:44.607
3 -	59.003	32.521	1:31.524	77.84	1.597	10:05:16.131
4 -	58.901	32.449	1:31.350	77.99	1.423	10:06:47.481
5 -	58.045	32.652	1:30.697 (3)	78.55	0.770	10:08:18.178
6 -	57.920	33.043	1:30.963	78.32	1.036	10:09:49.141
7 -	57.681	32.340	1:30.021 (2)	79.14	0.094	10:11:19.162
8 -	57.549	32.378	1:29.927 (1)	79.22		10:12:49.089

P36 272 R		Christopher COWAN		Suzuki SV650 - IMP Racing International		
IDEAL LAP TIME : 1:33.234		BEST LAP TIME : 1:33.388		DIFFERENCE : 0.154		
LAP	SECTOR 1	SECTOR 2	LAP TIME	MPH	DIFF	TIME OF DAY
1 -	1:05.953	33.297	1:39.250	71.78	5.862	10:02:34.367
2 -	1:02.490	32.590	1:35.080	74.93	1.692	10:04:09.447
3 -	1:01.139	33.464	1:34.603	75.31	1.215	10:05:44.050
4 -	1:01.184	32.204	1:33.388 (1)	76.29		10:07:17.438
5 -	1:01.337	32.208	1:33.545 (2)	76.16	0.157	10:08:50.983
6 -	1:01.799	32.923	1:34.722	75.21	1.334	10:10:25.705
7 -	1:02.124	32.497	1:34.621	75.29	1.233	10:12:00.326
8 -	1:01.728	32.095	1:33.823 (3)	75.93	0.435	10:13:34.149

P37 138 R		Craig JARMIN		Suzuki SV650 -		
IDEAL LAP TIME : 1:34.405		BEST LAP TIME : 1:34.405		DIFFERENCE : 0.000		
LAP	SECTOR 1	SECTOR 2	LAP TIME	MPH	DIFF	TIME OF DAY
1 -	1:04.610	35.037	1:39.647	71.49	5.242	10:02:44.966
2 -	1:02.554	33.558	1:36.112	74.12	1.707	10:04:21.078
3 -	1:02.216	34.282	1:36.498	73.83	2.093	10:05:57.576
4 -	1:02.722	33.632	1:36.354	73.94	1.949	10:07:33.930
5 -	1:02.732	33.143	1:35.875 (3)	74.31	1.470	10:09:09.805
6 -	1:01.599	32.806	1:34.405 (1)	75.46		10:10:44.210
7 -	1:02.498	33.317	1:35.815 (2)	74.35	1.410	10:12:20.025

P38 70		Vanessa GILLAM		Suzuki SV650 - No More Straps Ltd		
IDEAL LAP TIME : 1:40.559		BEST LAP TIME : 1:40.559		DIFFERENCE : 0.000		
LAP	SECTOR 1	SECTOR 2	LAP TIME	MPH	DIFF	TIME OF DAY
1 -	1:10.977	36.118	1:47.095	66.52	6.536	10:02:19.360
2 -	1:07.847	35.932	1:43.779	68.65	3.220	10:04:03.139
3 -	1:07.323	36.300	1:43.623	68.75	3.064	10:05:46.762
4 -	1:06.585	35.272	1:41.857 (3)	69.94	1.298	10:07:28.619
5 -	1:06.941	35.875	1:42.816	69.29	2.257	10:09:11.435
6 -	1:05.538	35.021	1:40.559 (1)	70.85		10:10:51.994
7 -	1:05.914	35.379	1:41.293 (2)	70.33	0.734	10:12:33.287

Weather / Track : Cloudy / Dry

Donington Park National
Circuit Length = 1.9790 miles
Start: 10:00 Flag 10:12 End: 10:13

BMCRC - MRO Championships 2020 - Rnd 3 @ Donington Park National

MRO Minitwins & BMCRC Rookie Minitwins

QUALIFYING - BEST SECTORS

SECTOR 1				SECTOR 2				IDEAL / BEST COMPARISON				
POS	NO	NAME	TIME	NO	NAME	TIME	POS	NO	NAME	IDEAL	BEST	DIFF
									PERFECT LAP	1:17.497		
1	87	POVAH	50.138	87	POVAH	27.359	1	87	POVAH	1:17.497	1:17.832	0.335
2	96	HARRIS	50.294	96	HARRIS	27.511	2	96	HARRIS	1:17.805	1:17.805	0.000
3	78	POVAH	50.366	661	HARRIS	27.640	3	78	POVAH	1:18.095	1:18.279	0.184
4	232	WETHERELL	50.787	78	POVAH	27.729	4	661	HARRIS	1:18.495	1:18.795	0.300
5	661	HARRIS	50.855	86	WITHERINGTON	27.802	5	86	WITHERINGTON	1:18.998	1:18.998	0.000
6	95	REYNOLDS	51.079	95	REYNOLDS	28.021	6	95	REYNOLDS	1:19.100	1:19.180	0.080
7	19	LILLEY	51.110	155	HARRIS	28.040	7	232	WETHERELL	1:19.166	1:19.371	0.205
8	86	WITHERINGTON	51.196	12	TAYLOR	28.067	8	155	HARRIS	1:19.239	1:19.245	0.006
9	155	HARRIS	51.199	710	HENSTOCK	28.202	9	12	TAYLOR	1:19.445	1:19.503	0.058
10	26	DAVIES	51.308	26	DAVIES	28.256	10	26	DAVIES	1:19.564	1:19.564	0.000
11	12	TAYLOR	51.378	232	WETHERELL	28.379	11	19	LILLEY	1:19.575	1:19.736	0.161
12	710	HENSTOCK	51.533	19	LILLEY	28.465	12	710	HENSTOCK	1:19.735	1:19.735	0.000
13	97	MANN	51.667	25	DAY	28.676	13	97	MANN	1:20.560	1:20.687	0.127
14	717	SHEEHAN	51.766	717	SHEEHAN	28.872	14	717	SHEEHAN	1:20.638	1:20.638	0.000
15	25	DAY	52.295	97	MANN	28.893	15	25	DAY	1:20.971	1:20.971	0.000
16	62	KING	53.045	105	WADE	29.153	16	62	KING	1:22.394	1:22.717	0.323
17	64	ELLIS	53.579	28	BROWN	29.279	17	105	WADE	1:22.783	1:22.783	0.000
18	105	WADE	53.630	64	ELLIS	29.295	18	64	ELLIS	1:22.874	1:22.874	0.000
19	28	BROWN	53.630	62	KING	29.349	19	28	BROWN	1:22.909	1:23.325	0.416
20	71	CLUNE	53.646	71	CLUNE	29.367	20	71	CLUNE	1:23.013	1:23.013	0.000
21	81	BRANCO	53.907	561	LESLIE	29.653	21	81	BRANCO	1:23.749	1:24.198	0.449
22	11	O'LEARY	53.986	40	WILKINSON	29.763	22	11	O'LEARY	1:23.821	1:24.529	0.708
23	51	DURANT	54.928	11	O'LEARY	29.835	23	40	WILKINSON	1:24.938	1:24.972	0.034
24	34	JOHNSON	54.976	81	BRANCO	29.842	24	51	DURANT	1:25.071	1:25.612	0.541
25	257	HOOD	55.069	199	FROST	29.851	25	199	FROST	1:25.219	1:25.437	0.218
26	40	WILKINSON	55.175	51	DURANT	30.143	26	34	JOHNSON	1:25.262	1:25.262	0.000
27	199	FROST	55.368	159	RIDGWELL	30.221	27	257	HOOD	1:25.340	1:27.026	1.686
28	163	OTTLEY	55.629	257	HOOD	30.271	28	561	LESLIE	1:25.438	1:25.622	0.184
29	159	RIDGWELL	55.763	34	JOHNSON	30.286	29	159	RIDGWELL	1:25.984	1:26.064	0.080
30	561	LESLIE	55.785	23	BECKETT	30.544	30	163	OTTLEY	1:26.492	1:26.492	0.000
31	258	FRIEND	56.472	163	OTTLEY	30.863	31	23	BECKETT	1:27.119	1:27.307	0.188
32	23	BECKETT	56.575	258	FRIEND	30.995	32	258	FRIEND	1:27.467	1:27.557	0.090
33	63	SMULOVIC	57.339	63	SMULOVIC	31.116	33	63	SMULOVIC	1:28.455	1:28.455	0.000
34	36	MAUD	57.527	36	MAUD	31.571	34	36	MAUD	1:29.098	1:29.219	0.121
35	123	LECOQ	57.549	272	COWAN	32.095	35	123	LECOQ	1:29.889	1:29.927	0.038
36	272	COWAN	1:01.139	123	LECOQ	32.340	36	272	COWAN	1:33.234	1:33.388	0.154
37	138	JARMIN	1:01.599	138	JARMIN	32.806	37	138	JARMIN	1:34.405	1:34.405	0.000
38	70	GILLAM	1:05.538	70	GILLAM	35.021	38	70	GILLAM	1:40.559	1:40.559	0.000

Weather / Track : Cloudy / Dry

Results can be found at www.tsl-timing.com

Donington Park National
Circuit Length = 1.9790 miles
Start: 10:00 Flag 10:12 End: 10:13

Printed - 10:14 Saturday, 05 September 2020

BMCRC - MRO Championships 2020 - Rnd 3 @ Donington Park National

MRO Minitwins & BMCRC Rookie Minitwins

QUALIFYING - STATISTICS

Competitors Started 38
Planned Start 2020-09-05 @ 10:08:00.000
Actual Start 2020-09-05 @ 10:00:12.005
Finish Time 2020-09-05 @ 10:12:07.614
Track Length 1.9790mi.
Total Laps 307
Total Distance Covered 607.5736mi.

Session Fastest Lap History

NO	CL	NAME	LAP TIME	TIME OF DAY	LAP	VEHICLE
96		Dan HARRIS	1:21.225	10:01:47.542	1	Suzuki SV650
96		Dan HARRIS	1:18.625	10:03:06.165	2	Suzuki SV650
78		Keith POVAH	1:18.536	10:04:54.745	3	Suzuki SV650
78		Keith POVAH	1:18.279	10:06:13.024	4	Suzuki SV650
96		Dan HARRIS	1:17.805	10:11:05.491	8	Suzuki SV650

Flag History

TYPE	TIME OF DAY
GREEN	10:00:12.005
FINISH	10:12:07.614

Flag Statistics

TYPE	COUNT	TOTAL LAPS	TOTAL TIME
Green	1	9	13:27.047
Red	0	0	0.000
Safety Car	0	0	0.000
FCY	0	0	0.000

BMCRC - MRO Championships 2020 - Rnd 3 @ Donington Park National

MRO Minitwins & BMCRC Rookie Minitwins

QUALIFYING - STATISTICS

CLASS :

27 Starters

Fastest Lap History

NO	NAME	LAP TIME	TIME OF DAY	LAP	VEHICLE
96	Dan HARRIS	1:21.225	10:01:47.542	1	Suzuki SV650
96	Dan HARRIS	1:18.625	10:03:06.165	2	Suzuki SV650
78	Keith POVAH	1:18.536	10:04:54.745	3	Suzuki SV650
78	Keith POVAH	1:18.279	10:06:13.024	4	Suzuki SV650
96	Dan HARRIS	1:17.805	10:11:05.491	8	Suzuki SV650

BMCRC - MRO Championships 2020 - Rnd 3 @ Donington Park National

MRO Minitwins & BMCRC Rookie Minitwins

QUALIFYING - STATISTICS

CLASS : R

11 Starters

Fastest Lap History

NO	NAME	LAP TIME	TIME OF DAY	LAP	VEHICLE
97	Alex MANN	1:27.646	10:01:55.388	1	Suzuki SV650
710	Craig HENSTOCK	1:27.460	10:02:07.122	1	Suzuki SV650
717	James SHEEHAN	1:26.266	10:02:07.395	1	Suzuki GLADIUS 650
97	Alex MANN	1:23.542	10:03:18.931	2	Suzuki SV650
710	Craig HENSTOCK	1:22.590	10:04:55.527	3	Suzuki SV650
97	Alex MANN	1:22.141	10:06:05.081	4	Suzuki SV650
710	Craig HENSTOCK	1:20.259	10:06:15.786	4	Suzuki SV650
710	Craig HENSTOCK	1:19.735	10:07:35.520	5	Suzuki SV650

Weather / Track : Cloudy / Dry

Results can be found at www.tsl-timing.com

Page 3 of 3

Donington Park National
Circuit Length = 1.9790 miles
Start: 10:00 Flag 10:12 End: 10:13

Printed - 10:14 Saturday, 05 September 2020

BMCRC - MRO Championships 2020 - Rnd 3 @ Donington Park National



MRO Minitwins & BMCRC Rookie Minitwins

RACE 5 - GRID (8 Laps)

ROW 13	39		1:40.559	38	70 Vanessa GILLAM	37	138 Craig JARMIN	1:34.405
ROW 12	36	272 Christopher COWAN	1:33.388	35	123 Esteban LECOQ	34	36 Max MAUD	1:29.219
ROW 11	33	63 Steve SMULOVIC	1:28.455	32	258 Ande FRIEND	31	23 Claire BECKETT	1:27.307
ROW 10	30	257 Connor HOOD	1:27.026	29	163 Aaron OTTLEY	28	159 Benn RIDGWELL	1:26.064
ROW 9	27	561 David LESLIE	1:25.622	26	51 Andrew DURANT	25	199 Michael FROST	1:25.437
ROW 8	24	34 Andrew JOHNSON	1:25.262	23	40 Simon WILKINSON	22	11 Darren O'LEARY	1:24.529
ROW 7	21	81 Ricardo BRANCO	1:24.198	20	28 William BROWN	19	71 Colin CLUNE	1:23.013
ROW 6	18	64 Phil ELLIS	1:22.874	17	105 Connor WADE	16	62 James KING	1:22.717
ROW 5	15	25 Harrison DAY	1:20.971	14	97 Alex MANN	13	717 James SHEEHAN	1:20.638
ROW 4	12	19 Kevin LILLEY	1:19.736	11	710 Craig HENSTOCK	10	26 Glynn DAVIES	1:19.564
ROW 3	9	12 Russell TAYLOR	1:19.503	8	232 Matt WETHERELL	7	155 Richard HARRIS	1:19.245
ROW 2	6	95 John REYNOLDS	1:19.180	5	86 Paul WITHERINGTON	4	661 Cameron HARRIS	1:18.795
ROW 1	3	78 Keith POVAH	1:18.279	2	87 Jake POVAH	1	96 Dan HARRIS	1:17.805
							Pole	

Donington Park National
Circuit Length = 1.9790 miles

These results are provisional until the conclusion of any judicial and technical matters.

Clerk Of Course :	Steward :	Timekeeper :
-------------------	-----------	--------------

Results can be found at www.tsl-timing.com

Printed - 10:15 Saturday, 05 September 2020



BMCRC - MRO Championships 2020 - Rnd 3 @ Donington Park National



MRO Minitwins & BMCRC Rookie Minitwins

RACE 5 - CLASSIFICATION

POS	NO	CL	PIC NAME	ENTRY	LAPS	TIME	GAP	DIFF	MPH	BEST	ON
1	26		1 Glynn DAVIES	Suzuki SV650 -	8	10:26.031			90.82	1:16.741	7
2	87*		2 Jake POVAH	Suzuki SV650 - www.78plate.com	8	10:26.432	0.401	0.401	90.76	1:17.007	6
3	96		3 Dan HARRIS	Suzuki SV650 - HP Racing	8	10:29.572	3.541	3.140	90.31	1:17.861	5
4	661		4 Cameron HARRIS	Suzuki SV650 - HARRIS PERFORMANCE	8	10:32.840	6.809	3.268	89.84	1:18.146	2
5	95		5 John REYNOLDS	Suzuki SV650 - Fins Motorcycles	8	10:35.147	9.116	2.307	89.52	1:18.175	6
6	12		6 Russell TAYLOR	Suzuki SV650 -	8	10:35.319	9.288	0.172	89.49	1:18.244	3
7	155		7 Richard HARRIS	Suzuki SV650 - HP Racing	8	10:35.375	9.344	0.056	89.49	1:18.296	3
8	232		8 Matt WETHERELL	Suzuki SV650 - MSG Racing/Lamonde.com/FWR T	8	10:35.431	9.400	0.056	89.48	1:18.097	6
9	19		9 Kevin LILLEY	Suzuki SV650 - Trafalgar Cleaning Eqpt. / Vanson L	8	10:39.600	13.569	4.169	88.90	1:18.829	7
10	86		10 Paul WITHERINGTON	Suzuki SV650 - PJW Plumbers	8	10:43.065	17.034	3.465	88.42	1:18.878	3
11	710	R	1 Craig HENSTOCK	Suzuki SV650 -	8	10:47.447	21.416	4.382	87.82	1:19.839	2
12	25		11 Harrison DAY	Suzuki SV650 -	8	10:48.452	22.421	1.005	87.68	1:20.022	2
13	105	R	2 Connor WADE	Suzuki SV650 - WELD CARE INDUSTRIES	8	11:04.094	38.063	15.642	85.62	1:21.524	4
14	717	R	3 James SHEEHAN	Suzuki GLADIUS 650 -	8	11:04.180	38.149	0.086	85.61	1:21.287	2
15	97	R	4 Alex MANN	Suzuki SV650 - TT50 Cars, Prestige, Denham Hedley	8	11:05.011	38.980	0.831	85.50	1:21.038	8
16	81		12 Ricardo BRANCO	Suzuki SV650 - IMP Racing	8	11:08.737	42.706	3.726	85.02	1:22.366	7
17	71		13 Colin CLUNE	Suzuki SV650 -	8	11:08.826	42.795	0.089	85.01	1:22.413	8
18	62	R	5 James KING	Suzuki SV650 -	8	11:09.123	43.092	0.297	84.97	1:22.198	5
19	11	R	6 Darren O'LEARY	Suzuki SV650 - Pompey Motorcycle Racing	8	11:10.026	43.995	0.903	84.86	1:22.516	7
20	40		14 Simon WILKINSON	Suzuki SV650 - S P Wilkinson Engineering Ltd	8	11:13.239	47.208	3.213	84.45	1:22.401	5
21	28		15 William BROWN	Suzuki SV650 -	8	11:18.224	52.193	4.985	83.83	1:22.757	5
22	257	R	7 Connor HOOD	Suzuki SV650 - CMW motorcycles	8	11:30.017	1:03.986	11.793	82.40	1:23.876	8
23	199		16 Michael FROST	Suzuki SV650 -	8	11:34.676	1:08.645	4.659	81.85	1:25.134	2
24	23		17 Claire BECKETT	Suzuki SV650 - P Sheils & Sons	8	11:34.779	1:08.748	0.103	81.83	1:24.367	5
25	51		18 Andrew DURANT	Suzuki SV650 -	8	11:35.494	1:09.463	0.715	81.75	1:24.536	8
26	561		19 David LESLIE	Suzuki SV650 -	8	11:35.745	1:09.714	0.251	81.72	1:24.158	8
27	159		20 Benn RIDGWELL	Suzuki SV650 - Ridgey Racing	8	11:40.131	1:14.100	4.386	81.21	1:25.183	2
28	34		21 Andrew JOHNSON	Suzuki SV650 - Rose & Charlie Racing	8	11:41.444	1:15.413	1.313	81.06	1:24.009	8
29	163	R	8 Aaron OTTLEY	Suzuki SV650 - Sussex Motorcycle Valet, Hastings	8	11:42.017	1:15.986	0.573	80.99	1:24.552	8
30	258*		22 Ande FRIEND	Suzuki SV650 - Flying colours Motorcycle Training	8	11:43.366	1:17.335	1.349	80.84	1:25.149	8
31	63		23 Steve SMULOVIC	Suzuki SV650 - SFC Racing	8	11:45.430	1:19.399	2.064	80.60	1:25.807	8
32	123	R	9 Esteban LECOQ	Suzuki SV650 -	7	10:40.000	1 Lap	1 Lap	77.71	1:29.245	7
33	272	R	10 Christopher COWAN	Suzuki SV650 - IMP Racing International	7	10:52.310	1 Lap	12.310	76.24	1:31.387	3
34	138	R	11 Craig JARMIN	Suzuki SV650 -	7	10:52.832	1 Lap	0.522	76.18	1:30.635	6
35	36		24 Max MAUD	Suzuki SV650 -	7	11:07.972	1 Lap	15.140	74.45	1:31.647	7
36	70		25 Vanessa GILLAM	Suzuki SV650 - No More Straps Ltd	7	11:59.306	1 Lap	51.334	69.14	1:40.365	5

NOT CLASSIFIED

DNF	64*		Phil ELLIS	Suzuki SV650 -	6	8:28.678	2 Laps	1 Lap	83.76	1:21.709	4
DNF	78		Keith POVAH	Suzuki SV650 - Instagram @crap.sack give us a foll	3	3:57.652	5 Laps	3 Laps	89.36	1:18.282	2

FASTEST LAP

	26		Glynn DAVIES	Suzuki SV650 -	7	1:16.741			92.84 mph	149.41 kph	
	710	R	Craig HENSTOCK	Suzuki SV650 -	2	1:19.839			89.23 mph	143.61 kph	

* Bike 64 - 10 second penalty - jump start

* Bike 258 - Please fit a working transponder

* Bike 87 - Please check transponder - stopped working after lap 6

Class - 92.5% of Race Speed = 84.00 mph

Class R - 92.5% of Race Speed = 81.23 mph

Donington Park National
Circuit Length = 1.9790 miles
Start: 13:10 Flag 13:20 End: 13:22

Weather / Track : Cloudy / Dry

These results are provisional until the conclusion of any judicial and technical matters.

Clerk Of Course :	Steward :	Timekeeper :
-------------------	-----------	--------------

Results can be found at www.tsl-timing.com

Printed - 13:23 Saturday, 05 September 2020



BMCRC - MRO Championships 2020 - Rnd 3 @ Donington Park National

MRO Minitwins & BMCRC Rookie Minitwins

RACE 5 - SECTOR ANALYSIS



SECTOR 1 = FL to I1, SECTOR 2 = I1 to FL, DIFF = Difference To Personal Best Lap, P = Crossed Finish Line in Pit Lane, D = Time Disallowed

P1	26	Glynn DAVIES	Suzuki SV650 -			
IDEAL LAP TIME : 1:16.672		BEST LAP TIME : 1:16.741		DIFFERENCE : 0.069		

LAP	SECTOR 1	SECTOR 2	LAP TIME	MPH	DIFF	TIME OF DAY
1 -		27.913	1:23.374	85.45	6.633	13:11:29.680
2 -	51.057	27.293	1:18.350	90.93	1.609	13:12:48.030
3 -	49.916	27.327	1:17.243 (2)	92.23	0.502	13:14:05.273
4 -	49.630	27.634	1:17.264 (3)	92.21	0.523	13:15:22.537
5 -	49.937	27.396	1:17.333	92.12	0.592	13:16:39.870
6 -	50.414	27.251	1:17.665	91.73	0.924	13:17:57.535
7 -	49.527	27.214	1:16.741 (1)	92.84		13:19:14.276
8 -	49.458	28.603	1:18.061	91.27	1.320	13:20:32.337

P2	87	Jake POVAH	Suzuki SV650 - www.78plate.com			
IDEAL LAP TIME : 1:17.007		BEST LAP TIME : 1:17.007		DIFFERENCE : 0.000		

LAP	SECTOR 1	SECTOR 2	LAP TIME	MPH	DIFF	TIME OF DAY
1 -		27.731	1:21.057	87.89	4.050	13:11:27.363
2 -	50.942	27.502	1:18.444	90.82	1.437	13:12:45.807
3 -	50.457	27.935	1:18.392	90.88	1.385	13:14:04.199
4 -	50.682	27.555	1:18.237	91.06	1.230	13:15:22.436
5 -	50.728	27.261	1:17.989 (3)	91.35	0.982	13:16:40.425
6 -	50.091	26.916	1:17.007 (1)	92.51		13:17:57.432
7 -			1:17.086 (2)	92.42	0.079	13:19:14.518
8 -			1:18.220	91.08	1.213	13:20:32.738

P3	96	Dan HARRIS	Suzuki SV650 - HP Racing			
IDEAL LAP TIME : 1:17.545		BEST LAP TIME : 1:17.861		DIFFERENCE : 0.316		

LAP	SECTOR 1	SECTOR 2	LAP TIME	MPH	DIFF	TIME OF DAY
1 -		27.814	1:21.624	87.28	3.763	13:11:27.930
2 -	50.876	27.452	1:18.328	90.95	0.467	13:12:46.258
3 -	50.232	27.864	1:18.096	91.22	0.235	13:14:04.354
4 -	50.913	27.530	1:18.443	90.82	0.582	13:15:22.797
5 -	50.527	27.334	1:17.861 (1)	91.50		13:16:40.658
6 -	50.688	27.387	1:18.075 (3)	91.25	0.214	13:17:58.733
7 -	50.211	27.763	1:17.974 (2)	91.37	0.113	13:19:16.707
8 -	50.298	28.873	1:19.171	89.99	1.310	13:20:35.878

P4	661	Cameron HARRIS	Suzuki SV650 - HARRIS PERFORMANCE			
IDEAL LAP TIME : 1:17.843		BEST LAP TIME : 1:18.146		DIFFERENCE : 0.303		

LAP	SECTOR 1	SECTOR 2	LAP TIME	MPH	DIFF	TIME OF DAY
1 -		27.402	1:21.184	87.75	3.038	13:11:27.490
2 -	50.625	27.521	1:18.146 (1)	91.17		13:12:45.636
3 -	50.484	27.846	1:18.330	90.95	0.184	13:14:03.966
4 -	50.645	27.586	1:18.231 (2)	91.07	0.085	13:15:22.197
5 -	50.751	27.566	1:18.317 (3)	90.97	0.171	13:16:40.514
6 -	51.067	27.359	1:18.426	90.84	0.280	13:17:58.940
7 -	51.517	27.835	1:19.352	89.78	1.206	13:19:18.292
8 -	51.105	29.749	1:20.854	88.11	2.708	13:20:39.146

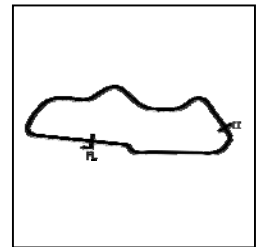
Weather / Track : Cloudy / Dry

Donington Park National
Circuit Length = 1.9790 miles
Start: 13:10 Flag 13:20 End: 13:22

BMCRC - MRO Championships 2020 - Rnd 3 @ Donington Park National

MRO Minitwins & BMCRC Rookie Minitwins

RACE 5 - SECTOR ANALYSIS



SECTOR 1 = FL to I1, SECTOR 2 = I1 to FL, DIFF = Difference To Personal Best Lap, P = Crossed Finish Line in Pit Lane, D = Time Disallowed

P5 95		John REYNOLDS		Suzuki SV650 - Fins Motorcycles		
IDEAL LAP TIME : 1:17.770		BEST LAP TIME : 1:18.175		DIFFERENCE : 0.405		
LAP	SECTOR 1	SECTOR 2	LAP TIME	MPH	DIFF	TIME OF DAY
1 -		28.884	1:22.878	85.96	4.703	13:11:29.184
2 -	51.908	27.967	1:19.875	89.19	1.700	13:12:49.059
3 -	50.899	27.336	1:18.235 (2)	91.06	0.060	13:14:07.294
4 -	50.916	27.645	1:18.561	90.68	0.386	13:15:25.855
5 -	50.477	27.787	1:18.264 (3)	91.03	0.089	13:16:44.119
6 -	50.882	27.293	1:18.175 (1)	91.13		13:18:02.294
7 -	51.449	27.798	1:19.247	89.90	1.072	13:19:21.541
8 -	50.658	29.254	1:19.912	89.15	1.737	13:20:41.453

P6 12		Russell TAYLOR		Suzuki SV650 -		
IDEAL LAP TIME : 1:18.091		BEST LAP TIME : 1:18.244		DIFFERENCE : 0.153		
LAP	SECTOR 1	SECTOR 2	LAP TIME	MPH	DIFF	TIME OF DAY
1 -		27.844	1:23.083	85.75	4.839	13:11:29.389
2 -	51.027	27.967	1:18.994	90.19	0.750	13:12:48.383
3 -	50.562	27.682	1:18.244 (1)	91.05		13:14:06.627
4 -	50.978	27.551	1:18.529 (2)	90.72	0.285	13:15:25.156
5 -	50.849	28.139	1:18.988	90.19	0.744	13:16:44.144
6 -	51.015	27.529	1:18.544 (3)	90.70	0.300	13:18:02.688
7 -	50.695	28.257	1:18.952	90.24	0.708	13:19:21.640
8 -	50.933	29.052	1:19.985	89.07	1.741	13:20:41.625

P7 155		Richard HARRIS		Suzuki SV650 - HP Racing		
IDEAL LAP TIME : 1:18.114		BEST LAP TIME : 1:18.296		DIFFERENCE : 0.182		
LAP	SECTOR 1	SECTOR 2	LAP TIME	MPH	DIFF	TIME OF DAY
1 -		28.235	1:23.281	85.54	4.985	13:11:29.587
2 -	51.204	28.021	1:19.225	89.92	0.929	13:12:48.812
3 -	50.482	27.814	1:18.296 (1)	90.99		13:14:07.108
4 -	50.911	27.942	1:18.853	90.35	0.557	13:15:25.961
5 -	51.010	27.753	1:18.763	90.45	0.467	13:16:44.724
6 -	50.700	27.632	1:18.332 (2)	90.95	0.036	13:18:03.056
7 -	50.948	27.729	1:18.677 (3)	90.55	0.381	13:19:21.733
8 -	51.374	28.574	1:19.948	89.11	1.652	13:20:41.681

P8 232		Matt WETHERELL		Suzuki SV650 - MSG Racing/Lamonde.com/FWR Tyres		
IDEAL LAP TIME : 1:17.781		BEST LAP TIME : 1:18.097		DIFFERENCE : 0.316		
LAP	SECTOR 1	SECTOR 2	LAP TIME	MPH	DIFF	TIME OF DAY
1 -		28.296	1:24.184	84.63	6.087	13:11:30.490
2 -	51.008	28.241	1:19.249	89.90	1.152	13:12:49.739
3 -	51.464	27.698	1:19.162	90.00	1.065	13:14:08.901
4 -	51.006	28.063	1:19.069	90.10	0.972	13:15:27.970
5 -	51.076	27.899	1:18.975	90.21	0.878	13:16:46.945
6 -	50.414	27.683	1:18.097 (1)	91.22		13:18:05.042
7 -	50.098	28.217	1:18.315 (2)	90.97	0.218	13:19:23.357
8 -	50.286	28.094	1:18.380 (3)	90.89	0.283	13:20:41.737

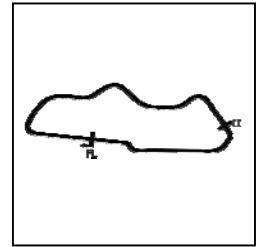
Weather / Track : Cloudy / Dry

Donington Park National
 Circuit Length = 1.9790 miles
 Start: 13:10 Flag 13:20 End: 13:22

BMCRC - MRO Championships 2020 - Rnd 3 @ Donington Park National

MRO Minitwins & BMCRC Rookie Minitwins

RACE 5 - SECTOR ANALYSIS



SECTOR 1 = FL to I1, SECTOR 2 = I1 to FL, DIFF = Difference To Personal Best Lap, P = Crossed Finish Line in Pit Lane, D = Time Disallowed

P9	19	Kevin LILLEY	Suzuki SV650 - Trafalgar Cleaning Eqpt. / Vanson Leathers			
IDEAL LAP TIME : 1:18.579		BEST LAP TIME : 1:18.829	DIFFERENCE : 0.250			

LAP	SECTOR 1	SECTOR 2	LAP TIME	MPH	DIFF	TIME OF DAY
1 -		28.425	1:24.581	84.23	5.752	13:11:30.887
2 -	51.267	28.136	1:19.403	89.72	0.574	13:12:50.290
3 -	51.039	28.290	1:19.329	89.81	0.500	13:14:09.619
4 -	50.835	28.141	1:18.976	90.21	0.147	13:15:28.595
5 -	50.984	27.863	1:18.847 (2)	90.36	0.018	13:16:47.442
6 -	50.796	28.058	1:18.854 (3)	90.35	0.025	13:18:06.296
7 -	50.716	28.113	1:18.829 (1)	90.38		13:19:25.125
8 -	50.867	29.914	1:20.781	88.19	1.952	13:20:45.906

P10	86	Paul WITHERINGTON	Suzuki SV650 - PJW Plumbers			
IDEAL LAP TIME : 1:18.785		BEST LAP TIME : 1:18.878	DIFFERENCE : 0.093			

LAP	SECTOR 1	SECTOR 2	LAP TIME	MPH	DIFF	TIME OF DAY
1 -		28.259	1:23.776	85.04	4.898	13:11:30.082
2 -	51.292	28.466	1:19.758	89.32	0.880	13:12:49.840
3 -	51.219	27.659	1:18.878 (1)	90.32		13:14:08.718
4 -	51.126	27.966	1:19.092 (3)	90.08	0.214	13:15:27.810
5 -	51.158	27.889	1:19.047 (2)	90.13	0.169	13:16:46.857
6 -	51.846	28.869	1:20.715	88.26	1.837	13:18:07.572
7 -	51.579	28.188	1:19.767	89.31	0.889	13:19:27.339
8 -	52.904	29.128	1:22.032	86.85	3.154	13:20:49.371

P11	710 R	Craig HENSTOCK	Suzuki SV650 -			
IDEAL LAP TIME : 1:19.839		BEST LAP TIME : 1:19.839	DIFFERENCE : 0.000			

LAP	SECTOR 1	SECTOR 2	LAP TIME	MPH	DIFF	TIME OF DAY
1 -		28.286	1:24.855	83.96	5.016	13:11:31.161
2 -	51.669	28.170	1:19.839 (1)	89.23		13:12:51.000
3 -	51.711	28.493	1:20.204 (3)	88.83	0.365	13:14:11.204
4 -	52.165	28.302	1:20.467	88.54	0.628	13:15:31.671
5 -	51.688	28.500	1:20.188 (2)	88.84	0.349	13:16:51.859
6 -	52.175	28.476	1:20.651	88.33	0.812	13:18:12.510
7 -	52.098	28.542	1:20.640	88.35	0.801	13:19:33.150
8 -	51.790	28.813	1:20.603	88.39	0.764	13:20:53.753

P12	25	Harrison DAY	Suzuki SV650 -			
IDEAL LAP TIME : 1:19.876		BEST LAP TIME : 1:20.022	DIFFERENCE : 0.146			

LAP	SECTOR 1	SECTOR 2	LAP TIME	MPH	DIFF	TIME OF DAY
1 -		28.413	1:25.200	83.62	5.178	13:11:31.506
2 -	51.612	28.410	1:20.022 (1)	89.03		13:12:51.528
3 -	51.720	28.441	1:20.161 (3)	88.87	0.139	13:14:11.689
4 -	51.966	28.289	1:20.255	88.77	0.233	13:15:31.944
5 -	51.587	28.559	1:20.146 (2)	88.89	0.124	13:16:52.090
6 -	51.737	28.875	1:20.612	88.38	0.590	13:18:12.702
7 -	52.584	28.706	1:21.290	87.64	1.268	13:19:33.992
8 -	51.778	28.988	1:20.766	88.21	0.744	13:20:54.758

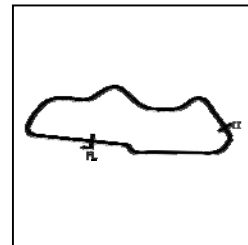
Weather / Track : Cloudy / Dry

Donington Park National
Circuit Length = 1.9790 miles
Start: 13:10 Flag 13:20 End: 13:22

BMCRC - MRO Championships 2020 - Rnd 3 @ Donington Park National

MRO Minitwins & BMCRC Rookie Minitwins

RACE 5 - SECTOR ANALYSIS



SECTOR 1 = FL to I1, SECTOR 2 = I1 to FL, DIFF = Difference To Personal Best Lap, P = Crossed Finish Line in Pit Lane, D = Time Disallowed

P13 105 R		Connor WADE		Suzuki SV650 - WELD CARE INDUSTRIES		
IDEAL LAP TIME : 1:21.505		BEST LAP TIME : 1:21.524		DIFFERENCE : 0.019		
LAP	SECTOR 1	SECTOR 2	LAP TIME	MPH	DIFF	TIME OF DAY
1 -		28.793	1:27.085	81.81	5.561	13:11:33.391
2 -	53.398	29.113	1:22.511	86.34	0.987	13:12:55.902
3 -	53.146	29.009	1:22.155 (3)	86.72	0.631	13:14:18.057
4 -	53.036	28.488	1:21.524 (1)	87.39		13:15:39.581
5 -	53.212	28.792	1:22.004 (2)	86.88	0.480	13:17:01.585
6 -	53.017	29.881	1:22.898	85.94	1.374	13:18:24.483
7 -	53.029	29.846	1:22.875	85.96	1.351	13:19:47.358
8 -	53.771	29.271	1:23.042	85.79	1.518	13:21:10.400

P14 717 R		James SHEEHAN		Suzuki GLADIUS 650 -		
IDEAL LAP TIME : 1:20.956		BEST LAP TIME : 1:21.287		DIFFERENCE : 0.331		
LAP	SECTOR 1	SECTOR 2	LAP TIME	MPH	DIFF	TIME OF DAY
1 -		28.728	1:25.870	82.96	4.583	13:11:32.176
2 -	52.228	29.059	1:21.287 (1)	87.64		13:12:53.463
3 -	53.261	29.496	1:22.757	86.09	1.470	13:14:16.220
4 -	53.551	29.422	1:22.973	85.86	1.686	13:15:39.193
5 -	53.286	29.287	1:22.573 (3)	86.28	1.286	13:17:01.766
6 -	52.982	30.120	1:23.102	85.73	1.815	13:18:24.868
7 -	52.905	29.549	1:22.454 (2)	86.40	1.167	13:19:47.322
8 -	53.545	29.619	1:23.164	85.66	1.877	13:21:10.486

P15 97 R		Alex MANN		Suzuki SV650 - TT50 Cars, Prestige, Denham Hedley Commerci		
IDEAL LAP TIME : 1:20.723		BEST LAP TIME : 1:21.038		DIFFERENCE : 0.315		
LAP	SECTOR 1	SECTOR 2	LAP TIME	MPH	DIFF	TIME OF DAY
1 -		29.718	1:30.767	78.49	9.729	13:11:37.073
2 -	52.387	29.523	1:21.910	86.98	0.872	13:12:58.983
3 -	53.313	30.023	1:23.336	85.49	2.298	13:14:22.319
4 -	53.674	29.117	1:22.791	86.05	1.753	13:15:45.110
5 -	52.761	29.334	1:22.095	86.78	1.057	13:17:07.205
6 -	52.447	29.032	1:21.479 (2)	87.44	0.441	13:18:28.684
7 -	52.001	29.594	1:21.595 (3)	87.31	0.557	13:19:50.279
8 -	52.316	28.722	1:21.038 (1)	87.91		13:21:11.317

P16 81		Ricardo BRANCO		Suzuki SV650 - IMP Racing		
IDEAL LAP TIME : 1:21.370		BEST LAP TIME : 1:22.366		DIFFERENCE : 0.996		
LAP	SECTOR 1	SECTOR 2	LAP TIME	MPH	DIFF	TIME OF DAY
1 -		29.417	1:29.207	79.86	6.841	13:11:35.513
2 -	52.777	29.624	1:22.401 (2)	86.46	0.035	13:12:57.914
3 -	53.676	30.072	1:23.748	85.07	1.382	13:14:21.662
4 -	53.681	29.222	1:22.903	85.93	0.537	13:15:44.565
5 -	53.300	29.540	1:22.840	86.00	0.474	13:17:07.405
6 -	53.413	29.068	1:22.481 (3)	86.37	0.115	13:18:29.886
7 -	52.302	30.064	1:22.366 (1)	86.49		13:19:52.252
8 -	52.945	29.846	1:22.791	86.05	0.425	13:21:15.043

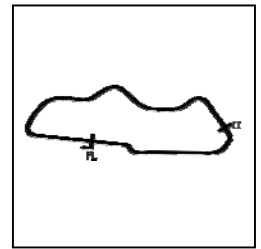
Weather / Track : Cloudy / Dry

Donington Park National
Circuit Length = 1.9790 miles
Start: 13:10 Flag 13:20 End: 13:22

BMCRC - MRO Championships 2020 - Rnd 3 @ Donington Park National

MRO Minitwins & BMCRC Rookie Minitwins

RACE 5 - SECTOR ANALYSIS



SECTOR 1 = FL to I1, SECTOR 2 = I1 to FL, DIFF = Difference To Personal Best Lap, P = Crossed Finish Line in Pit Lane, D = Time Disallowed

P17 71		Colin CLUNE		Suzuki SV650 -		
IDEAL LAP TIME : 1:22.117		BEST LAP TIME : 1:22.413		DIFFERENCE : 0.296		
LAP	SECTOR 1	SECTOR 2	LAP TIME	MPH	DIFF	TIME OF DAY
1 -		29.122	1:29.855	79.28	7.442	13:11:36.161
2 -	53.428	29.153	1:22.581 (3)	86.27	0.168	13:12:58.742
3 -	53.422	29.215	1:22.637	86.21	0.224	13:14:21.379
4 -	53.684	29.317	1:23.001	85.83	0.588	13:15:44.380
5 -	53.274	29.301	1:22.575 (2)	86.28	0.162	13:17:06.955
6 -	53.672	29.138	1:22.810	86.03	0.397	13:18:29.765
7 -	53.140	29.814	1:22.954	85.88	0.541	13:19:52.719
8 -	52.995	29.418	1:22.413 (1)	86.45		13:21:15.132

P18 62 R		James KING		Suzuki SV650 -		
IDEAL LAP TIME : 1:21.752		BEST LAP TIME : 1:22.198		DIFFERENCE : 0.446		
LAP	SECTOR 1	SECTOR 2	LAP TIME	MPH	DIFF	TIME OF DAY
1 -		29.309	1:28.851	80.18	6.653	13:11:35.157
2 -	53.782	29.064	1:22.846	85.99	0.648	13:12:58.003
3 -	53.963	30.087	1:24.050	84.76	1.852	13:14:22.053
4 -	53.610	29.642	1:23.252	85.57	1.054	13:15:45.305
5 -	53.369	28.829	1:22.198 (1)	86.67		13:17:07.503
6 -	53.887	29.004	1:22.891	85.95	0.693	13:18:30.394
7 -	52.923	29.694	1:22.617 (3)	86.23	0.419	13:19:53.011
8 -	53.112	29.306	1:22.418 (2)	86.44	0.220	13:21:15.429

P19 11 R		Darren O'LEARY		Suzuki SV650 - Pompey Motorcycle Racing		
IDEAL LAP TIME : 1:21.839		BEST LAP TIME : 1:22.516		DIFFERENCE : 0.677		
LAP	SECTOR 1	SECTOR 2	LAP TIME	MPH	DIFF	TIME OF DAY
1 -		29.379	1:29.433	79.66	6.917	13:11:35.739
2 -	53.543	29.917	1:23.460	85.36	0.944	13:12:59.199
3 -	53.624	29.584	1:23.208	85.62	0.692	13:14:22.407
4 -	53.637	29.812	1:23.449	85.37	0.933	13:15:45.856
5 -	53.177	29.381	1:22.558 (2)	86.29	0.042	13:17:08.414
6 -	53.130	29.606	1:22.736	86.11	0.220	13:18:31.150
7 -	52.460	30.056	1:22.516 (1)	86.34		13:19:53.666
8 -	52.563	30.103	1:22.666 (3)	86.18	0.150	13:21:16.332

P20 40		Simon WILKINSON		Suzuki SV650 - S P Wilkinson Engineering Ltd		
IDEAL LAP TIME : 1:22.401		BEST LAP TIME : 1:22.401		DIFFERENCE : 0.000		
LAP	SECTOR 1	SECTOR 2	LAP TIME	MPH	DIFF	TIME OF DAY
1 -		29.724	1:30.484	78.73	8.083	13:11:36.790
2 -	53.671	29.593	1:23.264	85.56	0.863	13:13:00.054
3 -	53.895	29.600	1:23.495	85.33	1.094	13:14:23.549
4 -	53.602	29.213	1:22.815 (2)	86.03	0.414	13:15:46.364
5 -	53.283	29.118	1:22.401 (1)	86.46		13:17:08.765
6 -	53.566	29.475	1:23.041 (3)	85.79	0.640	13:18:31.806
7 -	53.298	30.010	1:23.308	85.52	0.907	13:19:55.114
8 -	53.902	30.529	1:24.431	84.38	2.030	13:21:19.545

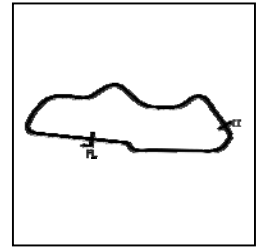
Weather / Track : Cloudy / Dry

Donington Park National
Circuit Length = 1.9790 miles
Start: 13:10 Flag 13:20 End: 13:22

BMCRC - MRO Championships 2020 - Rnd 3 @ Donington Park National

MRO Minitwins & BMCRC Rookie Minitwins

RACE 5 - SECTOR ANALYSIS



SECTOR 1 = FL to I1, SECTOR 2 = I1 to FL, DIFF = Difference To Personal Best Lap, P = Crossed Finish Line in Pit Lane, D = Time Disallowed

P21 28		William BROWN		Suzuki SV650 -		
IDEAL LAP TIME : 1:22.695		BEST LAP TIME : 1:22.757		DIFFERENCE : 0.062		
LAP	SECTOR 1	SECTOR 2	LAP TIME	MPH	DIFF	TIME OF DAY
1 -		29.665	1:31.063	78.23	8.306	13:11:37.369
2 -	53.519	30.531	1:24.050	84.76	1.293	13:13:01.419
3 -	53.698	29.580	1:23.278 (3)	85.55	0.521	13:14:24.697
4 -	53.732	29.578	1:23.310	85.51	0.553	13:15:48.007
5 -	53.165	29.592	1:22.757 (1)	86.09		13:17:10.764
6 -	53.515	29.530	1:23.045 (2)	85.79	0.288	13:18:33.809
7 -	53.519	30.764	1:24.283	84.53	1.526	13:19:58.092
8 -	54.068	32.370	1:26.438	82.42	3.681	13:21:24.530

P22 257 R		Connor HOOD		Suzuki SV650 - CMW motorcycles		
IDEAL LAP TIME : 1:23.215		BEST LAP TIME : 1:23.876		DIFFERENCE : 0.661		
LAP	SECTOR 1	SECTOR 2	LAP TIME	MPH	DIFF	TIME OF DAY
1 -		30.422	1:34.568	75.33	10.692	13:11:40.874
2 -	54.919	29.984	1:24.903	83.91	1.027	13:13:05.777
3 -	54.768	30.427	1:25.195	83.62	1.319	13:14:30.972
4 -	56.056	30.303	1:26.359	82.50	2.483	13:15:57.331
5 -	54.905	29.894	1:24.799 (3)	84.01	0.923	13:17:22.130
6 -	54.633	29.909	1:24.542 (2)	84.27	0.666	13:18:46.672
7 -	53.623	32.152	1:25.775	83.06	1.899	13:20:12.447
8 -	54.284	29.592	1:23.876 (1)	84.94		13:21:36.323

P23 199		Michael FROST		Suzuki SV650 -		
IDEAL LAP TIME : 1:25.056		BEST LAP TIME : 1:25.134		DIFFERENCE : 0.078		
LAP	SECTOR 1	SECTOR 2	LAP TIME	MPH	DIFF	TIME OF DAY
1 -		30.289	1:32.630	76.91	7.496	13:11:38.936
2 -	55.110	30.024	1:25.134 (1)	83.68		13:13:04.070
3 -	55.692	30.270	1:25.962 (3)	82.88	0.828	13:14:30.032
4 -	55.933	30.127	1:26.060	82.78	0.926	13:15:56.092
5 -	55.916	30.150	1:26.066	82.78	0.932	13:17:22.158
6 -	56.085	29.946	1:26.031	82.81	0.897	13:18:48.189
7 -	55.867	31.187	1:27.054	81.84	1.920	13:20:15.243
8 -	55.455	30.284	1:25.739 (2)	83.09	0.605	13:21:40.982

P24 23		Claire BECKETT		Suzuki SV650 - P Sheils & Sons		
IDEAL LAP TIME : 1:24.367		BEST LAP TIME : 1:24.367		DIFFERENCE : 0.000		
LAP	SECTOR 1	SECTOR 2	LAP TIME	MPH	DIFF	TIME OF DAY
1 -		30.092	1:33.025	76.58	8.658	13:11:39.331
2 -	55.240	29.814	1:25.054 (3)	83.76	0.687	13:13:04.385
3 -	56.449	30.713	1:27.162	81.74	2.795	13:14:31.547
4 -	56.483	30.663	1:27.146	81.75	2.779	13:15:58.693
5 -	54.897	29.470	1:24.367 (1)	84.44		13:17:23.060
6 -	55.477	29.887	1:25.364	83.46	0.997	13:18:48.424
7 -	55.791	32.003	1:27.794	81.15	3.427	13:20:16.218
8 -	55.023	29.844	1:24.867 (2)	83.95	0.500	13:21:41.085

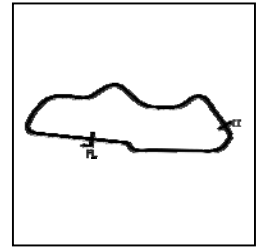
Weather / Track : Cloudy / Dry

Donington Park National
Circuit Length = 1.9790 miles
Start: 13:10 Flag 13:20 End: 13:22

BMCRC - MRO Championships 2020 - Rnd 3 @ Donington Park National

MRO Minitwins & BMCRC Rookie Minitwins

RACE 5 - SECTOR ANALYSIS



SECTOR 1 = FL to I1, SECTOR 2 = I1 to FL, DIFF = Difference To Personal Best Lap, P = Crossed Finish Line in Pit Lane, D = Time Disallowed

P25 51		Andrew DURANT		Suzuki SV650 -		
IDEAL LAP TIME : 1:24.536		BEST LAP TIME : 1:24.536		DIFFERENCE : 0.000		
LAP	SECTOR 1	SECTOR 2	LAP TIME	MPH	DIFF	TIME OF DAY
1 -		30.708	1:33.358	76.31	8.822	13:11:39.664
2 -	55.465	29.868	1:25.333 (3)	83.49	0.797	13:13:04.997
3 -	55.283	30.605	1:25.888	82.95	1.352	13:14:30.885
4 -	56.383	31.093	1:27.476	81.44	2.940	13:15:58.361
5 -	54.983	30.600	1:25.583	83.24	1.047	13:17:23.944
6 -	54.950	29.994	1:24.944 (2)	83.87	0.408	13:18:48.888
7 -	55.522	32.854	1:28.376	80.61	3.840	13:20:17.264
8 -	54.770	29.766	1:24.536 (1)	84.27		13:21:41.800

P26 561		David LESLIE		Suzuki SV650 -		
IDEAL LAP TIME : 1:23.917		BEST LAP TIME : 1:24.158		DIFFERENCE : 0.241		
LAP	SECTOR 1	SECTOR 2	LAP TIME	MPH	DIFF	TIME OF DAY
1 -		31.109	1:35.061	74.94	10.903	13:11:41.367
2 -	55.849	29.452	1:25.301 (3)	83.52	1.143	13:13:06.668
3 -	55.796	30.471	1:26.267	82.58	2.109	13:14:32.935
4 -	55.622	30.412	1:26.034	82.81	1.876	13:15:58.969
5 -	55.803	29.559	1:25.362	83.46	1.204	13:17:24.331
6 -	55.189	30.046	1:25.235 (2)	83.58	1.077	13:18:49.566
7 -	55.110	33.217	1:28.327	80.66	4.169	13:20:17.893
8 -	54.465	29.693	1:24.158 (1)	84.65		13:21:42.051

P27 159		Benn RIDGWELL		Suzuki SV650 - Ridgely Racing		
IDEAL LAP TIME : 1:25.117		BEST LAP TIME : 1:25.183		DIFFERENCE : 0.066		
LAP	SECTOR 1	SECTOR 2	LAP TIME	MPH	DIFF	TIME OF DAY
1 -		29.916	1:32.052	77.39	6.869	13:11:38.358
2 -	55.201	29.982	1:25.183 (1)	83.63		13:13:03.541
3 -	55.935	30.878	1:26.813	82.06	1.630	13:14:30.354
4 -	57.437	31.135	1:28.572	80.43	3.389	13:15:58.926
5 -	56.026	30.265	1:26.291 (3)	82.56	1.108	13:17:25.217
6 -	55.994	29.938	1:25.932 (2)	82.91	0.749	13:18:51.149
7 -	56.753	31.267	1:28.020	80.94	2.837	13:20:19.169
8 -	56.782	30.486	1:27.268	81.64	2.085	13:21:46.437

P28 34		Andrew JOHNSON		Suzuki SV650 - Rose & Charlie Racing		
IDEAL LAP TIME : 1:24.009		BEST LAP TIME : 1:24.009		DIFFERENCE : 0.000		
LAP	SECTOR 1	SECTOR 2	LAP TIME	MPH	DIFF	TIME OF DAY
1 -		30.885	1:36.094	74.14	12.085	13:11:42.400
2 -	56.098	30.357	1:26.455	82.40	2.446	13:13:08.855
3 -	56.236	30.760	1:26.996	81.89	2.987	13:14:35.851
4 -	55.825	30.368	1:26.193 (2)	82.65	2.184	13:16:02.044
5 -	56.704	29.699	1:26.403 (3)	82.45	2.394	13:17:28.447
6 -	55.595	31.177	1:26.772	82.10	2.763	13:18:55.219
7 -	56.706	31.816	1:28.522	80.48	4.513	13:20:23.741
8 -	54.521	29.488	1:24.009 (1)	84.80		13:21:47.750

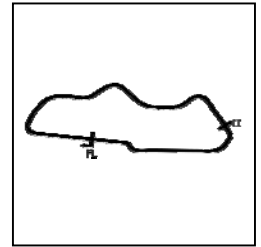
Weather / Track : Cloudy / Dry

Donington Park National
Circuit Length = 1.9790 miles
Start: 13:10 Flag 13:20 End: 13:22

BMCRC - MRO Championships 2020 - Rnd 3 @ Donington Park National

MRO Minitwins & BMCRC Rookie Minitwins

RACE 5 - SECTOR ANALYSIS



SECTOR 1 = FL to I1, SECTOR 2 = I1 to FL, DIFF = Difference To Personal Best Lap, P = Crossed Finish Line in Pit Lane, D = Time Disallowed

P29 163 R		Aaron OTTLEY		Suzuki SV650 - Sussex Motorcycle Valet, Hastings Kickboxing		
IDEAL LAP TIME : 1:24.552		BEST LAP TIME : 1:24.552		DIFFERENCE : 0.000		
LAP	SECTOR 1	SECTOR 2	LAP TIME	MPH	DIFF	TIME OF DAY
1 -		31.236	1:34.849	75.11	10.297	13:11:41.155
2 -	55.609	30.752	1:26.361 (3)	82.49	1.809	13:13:07.516
3 -	55.960	31.296	1:27.256	81.65	2.704	13:14:34.772
4 -	56.136	30.774	1:26.910	81.97	2.358	13:16:01.682
5 -	55.345	30.785	1:26.130 (2)	82.71	1.578	13:17:27.812
6 -	55.559	32.045	1:27.604	81.32	3.052	13:18:55.416
7 -	56.259	32.096	1:28.355	80.63	3.803	13:20:23.771
8 -	54.972	29.580	1:24.552 (1)	84.26		13:21:48.323

P30 258		Ande FRIEND		Suzuki SV650 - Flying colours Motorcycle Training		
IDEAL LAP TIME :		BEST LAP TIME : 1:25.149		DIFFERENCE :		
LAP	SECTOR 1	SECTOR 2	LAP TIME	MPH	DIFF	TIME OF DAY
1 -			1:35.295	74.76	10.146	13:11:41.601
2 -			1:26.585 (3)	82.28	1.436	13:13:08.186
3 -			1:26.787	82.09	1.638	13:14:34.973
4 -			1:26.953	81.93	1.804	13:16:01.926
5 -			1:26.003 (2)	82.84	0.854	13:17:27.929
6 -			1:27.389	81.52	2.240	13:18:55.318
7 -			1:29.205	79.86	4.056	13:20:24.523
8 -			1:25.149 (1)	83.67		13:21:49.672

P31 63		Steve SMULOVIC		Suzuki SV650 - SFC Racing		
IDEAL LAP TIME : 1:25.807		BEST LAP TIME : 1:25.807		DIFFERENCE : 0.000		
LAP	SECTOR 1	SECTOR 2	LAP TIME	MPH	DIFF	TIME OF DAY
1 -		31.698	1:36.541	73.79	10.734	13:11:42.847
2 -	56.581	30.601	1:27.182	81.72	1.375	13:13:10.029
3 -	56.983	30.848	1:27.831	81.11	2.024	13:14:37.860
4 -	56.851	30.735	1:27.586	81.34	1.779	13:16:05.446
5 -	56.172	30.420	1:26.592 (2)	82.27	0.785	13:17:32.038
6 -	56.257	30.623	1:26.880 (3)	82.00	1.073	13:18:58.918
7 -	55.852	31.159	1:27.011	81.88	1.204	13:20:25.929
8 -	55.428	30.379	1:25.807 (1)	83.03		13:21:51.736

P32 123 R		Esteban LECOQ		Suzuki SV650 -		
IDEAL LAP TIME : 1:28.964		BEST LAP TIME : 1:29.245		DIFFERENCE : 0.281		
LAP	SECTOR 1	SECTOR 2	LAP TIME	MPH	DIFF	TIME OF DAY
1 -		31.722	1:37.625	72.97	8.380	13:11:43.931
2 -	57.838	32.093	1:29.931 (2)	79.22	0.686	13:13:13.862
3 -	59.471	32.330	1:31.801	77.60	2.556	13:14:45.663
4 -	58.445	32.167	1:30.612	78.62	1.367	13:16:16.275
5 -	58.011	32.403	1:30.414	78.80	1.169	13:17:46.689
6 -	58.461	31.911	1:30.372 (3)	78.83	1.127	13:19:17.061
7 -	57.242	32.003	1:29.245 (1)	79.83		13:20:46.306

P33 272 R		Christopher COWAN		Suzuki SV650 - IMP Racing International		
IDEAL LAP TIME : 1:30.237		BEST LAP TIME : 1:31.387		DIFFERENCE : 1.150		
LAP	SECTOR 1	SECTOR 2	LAP TIME	MPH	DIFF	TIME OF DAY
1 -		31.746	1:40.360	70.99	8.973	13:11:46.666
2 -	1:00.860	31.567	1:32.427	77.08	1.040	13:13:19.093
3 -	59.756	31.631	1:31.387 (1)	77.96		13:14:50.480
4 -	1:00.548	31.786	1:32.334	77.16	0.947	13:16:22.814
5 -	1:00.476	31.710	1:32.186	77.28	0.799	13:17:55.000
6 -	1:00.529	31.261	1:31.790 (2)	77.61	0.403	13:19:26.790
7 -	58.976	32.850	1:31.826 (3)	77.58	0.439	13:20:58.616

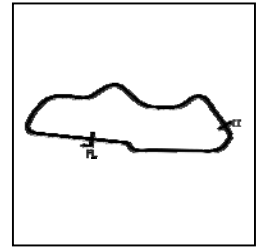
Weather / Track : Cloudy / Dry

Donington Park National
Circuit Length = 1.9790 miles
Start: 13:10 Flag 13:20 End: 13:22

BMCRC - MRO Championships 2020 - Rnd 3 @ Donington Park National

MRO Minitwins & BMCRC Rookie Minitwins

RACE 5 - SECTOR ANALYSIS



SECTOR 1 = FL to I1, SECTOR 2 = I1 to FL, DIFF = Difference To Personal Best Lap, P = Crossed Finish Line in Pit Lane, D = Time Disallowed

P34 138 R		Craig JARMIN		Suzuki SV650 -		
IDEAL LAP TIME : 1:30.635		BEST LAP TIME : 1:30.635		DIFFERENCE : 0.000		
LAP	SECTOR 1	SECTOR 2	LAP TIME	MPH	DIFF	TIME OF DAY
1 -		32.012	1:38.939	72.00	8.304	13:11:45.245
2 -	59.794	33.965	1:33.759	75.98	3.124	13:13:19.004
3 -	1:00.678	32.124	1:32.802	76.77	2.167	13:14:51.806
4 -	59.537	32.373	1:31.910 (3)	77.51	1.275	13:16:23.716
5 -	59.909	31.891	1:31.800 (2)	77.61	1.165	13:17:55.516
6 -	59.170	31.465	1:30.635 (1)	78.60		13:19:26.151
7 -	1:00.167	32.820	1:32.987	76.61	2.352	13:20:59.138

P35 36		Max MAUD		Suzuki SV650 -		
IDEAL LAP TIME : 1:31.485		BEST LAP TIME : 1:31.647		DIFFERENCE : 0.162		
LAP	SECTOR 1	SECTOR 2	LAP TIME	MPH	DIFF	TIME OF DAY
1 -		33.824	1:52.944	63.08	21.297	13:11:59.250
2 -	1:00.478	32.550	1:33.028	76.58	1.381	13:13:32.278
3 -	59.449	32.375	1:31.824 (2)	77.59	0.177	13:15:04.102
4 -	1:00.571	32.419	1:32.990	76.61	1.343	13:16:37.092
5 -	1:00.983	32.516	1:33.499	76.20	1.852	13:18:10.591
6 -	59.855	32.185	1:32.040 (3)	77.40	0.393	13:19:42.631
7 -	59.300	32.347	1:31.647 (1)	77.74		13:21:14.278

P36 70		Vanessa GILLAM		Suzuki SV650 - No More Straps Ltd		
IDEAL LAP TIME : 1:40.197		BEST LAP TIME : 1:40.365		DIFFERENCE : 0.168		
LAP	SECTOR 1	SECTOR 2	LAP TIME	MPH	DIFF	TIME OF DAY
1 -		35.045	1:47.641	66.18	7.276	13:11:53.947
2 -	1:06.098	35.580	1:41.678	70.07	1.313	13:13:35.625
3 -	1:05.916	35.653	1:41.569 (3)	70.14	1.204	13:15:17.194
4 -	1:06.790	34.646	1:41.436 (2)	70.23	1.071	13:16:58.630
5 -	1:05.917	34.448	1:40.365 (1)	70.98		13:18:38.995
6 -	1:05.749	37.984	1:43.733	68.68	3.368	13:20:22.728
7 -	1:07.118	35.766	1:42.884	69.24	2.519	13:22:05.612

P37 64		Phil ELLIS		Suzuki SV650 -		
IDEAL LAP TIME : 1:21.709		BEST LAP TIME : 1:21.709		DIFFERENCE : 0.000		
LAP	SECTOR 1	SECTOR 2	LAP TIME	MPH	DIFF	TIME OF DAY
1 -		29.218	1:27.713	81.22	6.004	13:11:34.019
2 -	52.913	29.251	1:22.164 (3)	86.71	0.455	13:12:56.183
3 -	53.065	29.191	1:22.256	86.61	0.547	13:14:18.439
4 -	52.754	28.955	1:21.709 (1)	87.19		13:15:40.148
5 -	52.857	29.068	1:21.925 (2)	86.96	0.216	13:17:02.073
6 -	53.089	29.822	1:22.911	85.93	1.202	13:18:24.984

P38 78		Keith POVAH		Suzuki SV650 - Instagram @crap.sack give us a follow!		
IDEAL LAP TIME : 1:18.059		BEST LAP TIME : 1:18.282		DIFFERENCE : 0.223		
LAP	SECTOR 1	SECTOR 2	LAP TIME	MPH	DIFF	TIME OF DAY
1 -		27.804	1:20.939	88.02	2.657	13:11:27.245
2 -	50.568	27.714	1:18.282 (1)	91.01		13:12:45.527
3 -	50.345	28.086	1:18.431 (2)	90.83	0.149	13:14:03.958

Weather / Track : Cloudy / Dry

Donington Park National
Circuit Length = 1.9790 miles
Start: 13:10 Flag 13:20 End: 13:22

BMCRC - MRO Championships 2020 - Rnd 3 @ Donington Park National

MRO Minitwins & BMCRC Rookie Minitwins

RACE 5 - BEST SECTORS

SECTOR 1			SECTOR 2			IDEAL / BEST COMPARISON						
POS	NO	NAME	TIME	NO	NAME	TIME	POS	NO	NAME	IDEAL	BEST	DIFF
									PERFECT LAP	1:16.374		
1	26	DAVIES	49.458	87	POVAH	26.916	1	26	DAVIES	1:16.672	1:16.741	0.069
2	87	POVAH	50.091	26	DAVIES	27.214	2	87	POVAH	1:17.007	1:17.007	0.000
3	232	WETHERELL	50.098	95	REYNOLDS	27.293	3	96	HARRIS	1:17.545	1:17.861	0.316
4	96	HARRIS	50.211	96	HARRIS	27.334	4	95	REYNOLDS	1:17.770	1:18.175	0.405
5	78	POVAH	50.345	661	HARRIS	27.359	5	232	WETHERELL	1:17.781	1:18.097	0.316
6	95	REYNOLDS	50.477	12	TAYLOR	27.529	6	661	HARRIS	1:17.843	1:18.146	0.303
7	155	HARRIS	50.482	155	HARRIS	27.632	7	78	POVAH	1:18.059	1:18.282	0.223
8	661	HARRIS	50.484	86	WITHERINGTON	27.659	8	12	TAYLOR	1:18.091	1:18.244	0.153
9	12	TAYLOR	50.562	232	WETHERELL	27.683	9	155	HARRIS	1:18.114	1:18.296	0.182
10	19	LILLEY	50.716	78	POVAH	27.714	10	19	LILLEY	1:18.579	1:18.829	0.250
11	86	WITHERINGTON	51.126	19	LILLEY	27.863	11	86	WITHERINGTON	1:18.785	1:18.878	0.093
12	25	DAY	51.587	710	HENSTOCK	28.170	12	710	HENSTOCK	1:19.839	1:19.839	0.000
13	710	HENSTOCK	51.669	25	DAY	28.289	13	25	DAY	1:19.876	1:20.022	0.146
14	97	MANN	52.001	105	WADE	28.488	14	97	MANN	1:20.723	1:21.038	0.315
15	717	SHEEHAN	52.228	97	MANN	28.722	15	717	SHEEHAN	1:20.956	1:21.287	0.331
16	81	BRANCO	52.302	717	SHEEHAN	28.728	16	81	BRANCO	1:21.370	1:22.366	0.996
17	11	O'LEARY	52.460	62	KING	28.829	17	105	WADE	1:21.505	1:21.524	0.019
18	64	ELLIS	52.754	64	ELLIS	28.955	18	64	ELLIS	1:21.709	1:21.709	0.000
19	62	KING	52.923	81	BRANCO	29.068	19	62	KING	1:21.752	1:22.198	0.446
20	71	CLUNE	52.995	40	WILKINSON	29.118	20	11	O'LEARY	1:21.839	1:22.516	0.677
21	105	WADE	53.017	71	CLUNE	29.122	21	71	CLUNE	1:22.117	1:22.413	0.296
22	28	BROWN	53.165	11	O'LEARY	29.379	22	40	WILKINSON	1:22.401	1:22.401	0.000
23	40	WILKINSON	53.283	561	LESLIE	29.452	23	28	BROWN	1:22.695	1:22.757	0.062
24	257	HOOD	53.623	23	BECKETT	29.470	24	257	HOOD	1:23.215	1:23.876	0.661
25	561	LESLIE	54.465	34	JOHNSON	29.488	25	561	LESLIE	1:23.917	1:24.158	0.241
26	34	JOHNSON	54.521	28	BROWN	29.530	26	34	JOHNSON	1:24.009	1:24.009	0.000
27	51	DURANT	54.770	163	OTTLEY	29.580	27	23	BECKETT	1:24.367	1:24.367	0.000
28	23	BECKETT	54.897	257	HOOD	29.592	28	51	DURANT	1:24.536	1:24.536	0.000
29	163	OTTLEY	54.972	51	DURANT	29.766	29	163	OTTLEY	1:24.552	1:24.552	0.000
30	199	FROST	55.110	159	RIDGWELL	29.916	30	199	FROST	1:25.056	1:25.134	0.078
31	159	RIDGWELL	55.201	199	FROST	29.946	31	159	RIDGWELL	1:25.117	1:25.183	0.066
32	63	SMULOVIC	55.428	63	SMULOVIC	30.379	32	63	SMULOVIC	1:25.807	1:25.807	0.000
33	123	LECOQ	57.242	272	COWAN	31.261	33	123	LECOQ	1:28.964	1:29.245	0.281
34	272	COWAN	58.976	138	JARMIN	31.465	34	272	COWAN	1:30.237	1:31.387	1.150
35	138	JARMIN	59.170	123	LECOQ	31.722	35	138	JARMIN	1:30.635	1:30.635	0.000
36	36	MAUD	59.300	36	MAUD	32.185	36	36	MAUD	1:31.485	1:31.647	0.162
37	70	GILLAM	1:05.749	70	GILLAM	34.448	37	70	GILLAM	1:40.197	1:40.365	0.168
38							38	258	FRIEND		1:25.149	

Weather / Track : Cloudy / Dry

Donington Park National
 Circuit Length = 1.9790 miles
 Start: 13:10 Flag 13:20 End: 13:22

Results can be found at www.tsl-timing.com

Printed - 13:24 Saturday, 05 September 2020

BMCRC - MRO Championships 2020 - Rnd 3 @ Donington Park National

MRO Minitwins & BMCRC Rookie Minitwins

RACE 5 - STATISTICS

Competitors Started 38
Planned Start 2020-09-05 @ 12:55:00.000
Actual Start 2020-09-05 @ 13:10:06.305
Finish Time 2020-09-05 @ 13:20:32.336
Track Length 1.9790mi.
Total Laps 292
Total Distance Covered 577.8876mi.

Session Fastest Lap History

NO	CL	NAME	LAP TIME	TIME OF DAY	LAP	VEHICLE
78		Keith POVAH	1:18.282	13:12:45.529	2	Suzuki SV650
661		Cameron HARRIS	1:18.146	13:12:45.645	2	Suzuki SV650
96		Dan HARRIS	1:18.096	13:14:04.369	3	Suzuki SV650
26		Glynn DAVIES	1:17.243	13:14:05.293	3	Suzuki SV650
87		Jake POVAH	1:17.007	13:17:57.432	6	Suzuki SV650
26		Glynn DAVIES	1:16.741	13:19:14.296	7	Suzuki SV650

Session Leader History

NO	CL	NAME	FROM LAP	LAPS LED	DISTANCE	VEHICLE
78		Keith POVAH	1	3	5.89 miles	Suzuki SV650
661		Cameron HARRIS	4	1	1.97 miles	Suzuki SV650
26		Glynn DAVIES	5	1	1.97 miles	Suzuki SV650
87		Jake POVAH	6	1	1.97 miles	Suzuki SV650
26		Glynn DAVIES	7	2	3.95 miles	Suzuki SV650

Flag History

TYPE	TIME OF DAY
GREEN	13:10:06.305
FINISH	13:20:32.336

Flag Statistics

TYPE	COUNT	TOTAL LAPS	TOTAL TIME
Green	1	8	12:15.984
Red	0	0	0.000
Safety Car	0	0	0.000
FCY	0	0	0.000

BMCRC - MRO Championships 2020 - Rnd 3 @ Donington Park National

MRO Minitwins & BMCRC Rookie Minitwins

RACE 5 - STATISTICS

CLASS :

27 Starters

Fastest Lap History

NO	NAME	LAP TIME	TIME OF DAY	LAP	VEHICLE
78	Keith POVAH	1:18.282	13:12:45.529	2	Suzuki SV650
661	Cameron HARRIS	1:18.146	13:12:45.645	2	Suzuki SV650
96	Dan HARRIS	1:18.096	13:14:04.369	3	Suzuki SV650
26	Glynn DAVIES	1:17.243	13:14:05.293	3	Suzuki SV650
87	Jake POVAH	1:17.007	13:17:57.432	6	Suzuki SV650
26	Glynn DAVIES	1:16.741	13:19:14.296	7	Suzuki SV650

Leader History

NO	NAME	FROM LAP	LAPS LED	DISTANCE	VEHICLE
78	Keith POVAH	1	3	5.89 miles	Suzuki SV650
661	Cameron HARRIS	4	1	1.97 miles	Suzuki SV650
26	Glynn DAVIES	5	1	1.97 miles	Suzuki SV650
87	Jake POVAH	6	1	1.97 miles	Suzuki SV650
26	Glynn DAVIES	7	2	3.95 miles	Suzuki SV650

Weather / Track : Cloudy / Dry

Results can be found at www.tsl-timing.com

Page 2 of 3

Donington Park National
Circuit Length = 1.9790 miles
Start: 13:10 Flag 13:20 End: 13:22

Printed - 13:24 Saturday, 05 September 2020

BMCRC - MRO Championships 2020 - Rnd 3 @ Donington Park National

MRO Minitwins & BMCRC Rookie Minitwins

RACE 5 - STATISTICS

CLASS : R

11 Starters

Fastest Lap History

NO	NAME	LAP TIME	TIME OF DAY	LAP	VEHICLE
710	Craig HENSTOCK	1:19.839	13:12:51.000	2	Suzuki SV650

Leader History

NO	NAME	FROM LAP	LAPS LED	DISTANCE	VEHICLE
710	Craig HENSTOCK	1	8	15.79 miles	Suzuki SV650

BMCRC - MRO Championships 2020 - Rnd 3 @ Donington Park National



MRO Minitwins & BMCRC Rookie Minitwins

RACE 15 - GRID (8 Laps)

ROW 13	39		1:40.365	38	70 Vanessa GILLAM	37	36 Max MAUD	1:31.647
ROW 12	36	272 Christopher COWAN	1:31.387	35	138 Craig JARMIN	34	123 Esteban LECOQ	1:29.245
ROW 11	33	63 Steve SMULOVIC	1:25.807	32	159 Benn RIDGWELL	31	258 Ande FRIEND	1:25.149
ROW 10	30	199 Michael FROST	1:25.134	29	163 Aaron OTTLEY	28	51 Andrew DURANT	1:24.536
ROW 9	27	23 Claire BECKETT	1:24.367	26	561 David LESLIE	25	34 Andrew JOHNSON	1:24.009
ROW 8	24	257 Connor HOOD	1:23.876	23	28 William BROWN	22	11 Darren O'LEARY	1:22.516
ROW 7	21	71 Colin CLUNE	1:22.413	20	40 Simon WILKINSON	19	81 Ricardo BRANCO	1:22.366
ROW 6	18	62 James KING	1:22.198	17	64 Phil ELLIS	16	105 Connor WADE	1:21.524
ROW 5	15	717 James SHEEHAN	1:21.287	14	97 Alex MANN	13	25 Harrison DAY	1:20.022
ROW 4	12	710 Craig HENSTOCK	1:19.839	11	86 Paul WITHERINGTON	10	19 Kevin LILLEY	1:18.829
ROW 3	9	155 Richard HARRIS	1:18.296	8	78 Keith POVAH	7	12 Russell TAYLOR	1:18.244
ROW 2	6	95 John REYNOLDS	1:18.175	5	661 Cameron HARRIS	4	232 Matt WETHERELL	1:18.097
ROW 1	3	96 Dan HARRIS	1:17.861	2	87 Jake POVAH	1	26 Glynn DAVIES	1:16.741
Pole								

Donington Park National
Circuit Length = 1.9790 miles

These results are provisional until the conclusion of any judicial and technical matters.

Clerk Of Course :	Steward :	Timekeeper :
-------------------	-----------	--------------

Results can be found at www.tsl-timing.com

Printed - 13:25 Saturday, 05 September 2020



BMCRC - MRO Championships 2020 - Rnd 3 @ Donington Park National



MRO Minitwins & BMCRC Rookie Minitwins

RACE 15 - CLASSIFICATION

POS	NO	CL	PIC NAME	ENTRY	LAPS	TIME	GAP	DIFF	MPH	BEST	ON
1	26		1 Glynn DAVIES	Suzuki SV650 -	8	10:24.983			90.97	1:17.017	7
2	78		2 Keith POVAH	Suzuki SV650 - Instagram @crap.sack give us a foll	8	10:28.219	3.236	3.236	90.51	1:17.226	2
3	96		3 Dan HARRIS	Suzuki SV650 - HP Racing	8	10:28.448	3.465	0.229	90.47	1:16.987	5
4	661		4 Cameron HARRIS	Suzuki SV650 - HARRIS PERFORMANCE	8	10:31.386	6.403	2.938	90.05	1:17.465	5
5	87		5 Jake POVAH	Suzuki SV650 - www.78plate.com	8	10:32.737	7.754	1.351	89.86	1:17.114	2
6	95		6 John REYNOLDS	Suzuki SV650 - Fins Motorcycles	8	10:35.294	10.311	2.557	89.50	1:18.037	5
7	12		7 Russell TAYLOR	Suzuki SV650 -	8	10:35.777	10.794	0.483	89.43	1:18.194	5
8	232		8 Matt WETHERELL	Suzuki SV650 - MSG Racing/Lamonde.com/FWR T	8	10:36.542	11.559	0.765	89.32	1:18.393	4
9	86		9 Paul WITHERINGTON	Suzuki SV650 - PJW Plumbers	8	10:39.076	14.093	2.534	88.97	1:18.644	6
10	19		10 Kevin LILLEY	Suzuki SV650 - Trafalgar Cleaning Eqpt. / Vanson L	8	10:39.897	14.914	0.821	88.85	1:19.054	6
11	155		11 Richard HARRIS	Suzuki SV650 - HP Racing	8	10:40.515	15.532	0.618	88.77	1:18.228	6
12	710	R	1 Craig HENSTOCK	Suzuki SV650 -	8	10:52.028	27.045	11.513	87.20	1:19.755	6
13	97	R	2 Alex MANN	Suzuki SV650 - TT50 Cars, Prestige, Denham Hedley	8	10:53.581	28.598	1.553	86.99	1:20.021	6
14	717	R	3 James SHEEHAN	Suzuki GLADIUS 650 -	8	10:56.788	31.805	3.207	86.57	1:20.589	6
15	25		12 Harrison DAY	Suzuki SV650 -	8	10:56.945	31.962	0.157	86.55	1:20.750	2
16	257	R	4 Connor HOOD	Suzuki SV650 - CMW motorcycles	8	11:10.616	45.633	13.671	84.78	1:21.979	7
17	105	R	5 Connor WADE	Suzuki SV650 - WELD CARE INDUSTRIES	8	11:10.815	45.832	0.199	84.76	1:22.256	7
18	81		13 Ricardo BRANCO	Suzuki SV650 - IMP Racing	8	11:11.029	46.046	0.214	84.73	1:22.212	6
19	71		14 Colin CLUNE	Suzuki SV650 -	8	11:12.285	47.302	1.256	84.57	1:22.280	7
20	62	R	6 James KING	Suzuki SV650 -	8	11:13.002	48.019	0.717	84.48	1:22.850	8
21	40		15 Simon WILKINSON	Suzuki SV650 - S P Wilkinson Engineering Ltd	8	11:33.865	1:08.882	20.863	81.94	1:25.347	7
22	28		16 William BROWN	Suzuki SV650 -	8	11:34.000	1:09.017	0.135	81.93	1:24.586	5
23	51		17 Andrew DURANT	Suzuki SV650 -	8	11:35.813	1:10.830	1.813	81.71	1:25.711	4
24	11	R	7 Darren O'LEARY	Suzuki SV650 - Pompey Motorcycle Racing	8	11:35.910	1:10.927	0.097	81.70	1:25.023	6
25	159		18 Benn RIDGWELL	Suzuki SV650 - Ridgely Racing	8	11:36.473	1:11.490	0.563	81.64	1:25.245	2
26	561		19 David LESLIE	Suzuki SV650 -	8	11:37.020	1:12.037	0.547	81.57	1:25.502	5
27	163	R	8 Aaron OTTLEY	Suzuki SV650 - Sussex Motorcycle Valet, Hastings	8	11:37.463	1:12.480	0.443	81.52	1:25.468	5
28	23		20 Claire BECKETT	Suzuki SV650 - P Sheils & Sons	8	11:37.751	1:12.768	0.288	81.49	1:25.437	7
29	64		21 Phil ELLIS	Suzuki SV650 -	8	11:38.385	1:13.402	0.634	81.41	1:24.965	5
30	34		22 Andrew JOHNSON	Suzuki SV650 - Rose & Charlie Racing	8	11:38.493	1:13.510	0.108	81.40	1:25.073	7
31	199		23 Michael FROST	Suzuki SV650 -	8	11:40.363	1:15.380	1.870	81.18	1:25.408	7
32	63		24 Steve SMULOVIC	Suzuki SV650 - SFC Racing	7	10:25.211	1 Lap	1 Lap	79.55	1:27.548	4
33	123	R	9 Esteban LECOQ	Suzuki SV650 -	7	10:45.356	1 Lap	20.145	77.06	1:28.149	6
34	138	R	10 Craig JARMIN	Suzuki SV650 -	7	10:55.122	1 Lap	9.766	75.91	1:31.535	5
35	272	R	11 Christopher COWAN	Suzuki SV650 - IMP Racing International	7	10:57.993	1 Lap	2.871	75.58	1:31.827	6

NOT CLASSIFIED

DNF	36*		Max MAUD	Suzuki SV650 -	6	9:07.103	2 Laps	1 Lap	77.88	1:28.144	6
DNF	70		Vanessa GILLAM	Suzuki SV650 - No More Straps Ltd	5	8:51.114	3 Laps	1 Lap	66.81	1:43.035	4

FASTEST LAP

	96		Dan HARRIS	Suzuki SV650 - HP Racing	5	1:16.987			92.54 mph	148.93 kph	
	710	R	Craig HENSTOCK	Suzuki SV650 -	6	1:19.755			89.33 mph	143.76 kph	

* Bike 36 - Please fit a working transponder
 Class - 92.5% of Race Speed = 84.14 mph
 Class R - 92.5% of Race Speed = 80.66 mph

Donington Park National
 Circuit Length = 1.9790 miles
 Start: 17:03 Flag 17:14 End: 17:15

Weather / Track : Cloudy / Dry

These results are provisional until the conclusion of any judicial and technical matters.

Clerk Of Course :	Steward :	Timekeeper :
-------------------	-----------	--------------

Results can be found at www.tsl-timing.com

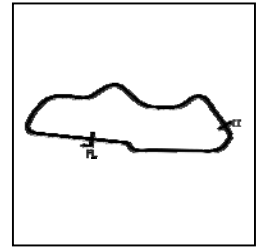
Printed - 17:16 Saturday, 05 September 2020



BMCRC - MRO Championships 2020 - Rnd 3 @ Donington Park National

MRO Minitwins & BMCRC Rookie Minitwins

RACE 15 - SECTOR ANALYSIS



SECTOR 1 = FL to I1, SECTOR 2 = I1 to FL, DIFF = Difference To Personal Best Lap, P = Crossed Finish Line in Pit Lane, D = Time Disallowed

P1 26		Glynn DAVIES		Suzuki SV650 -		
IDEAL LAP TIME : 1:16.644		BEST LAP TIME : 1:17.017		DIFFERENCE : 0.373		
LAP	SECTOR 1	SECTOR 2	LAP TIME	MPH	DIFF	TIME OF DAY
1 -		27.549	1:21.061	87.89	4.044	17:05:10.910
2 -	50.478	27.797	1:18.275	91.02	1.258	17:06:29.185
3 -	50.395	27.339	1:17.734	91.65	0.717	17:07:46.919
4 -	49.796	28.390	1:18.186	91.12	1.169	17:09:05.105
5 -	50.513	27.506	1:18.019	91.31	1.002	17:10:23.124
6 -	50.225	27.442	1:17.667 (3)	91.73	0.650	17:11:40.791
7 -	49.924	27.093	1:17.017 (1)	92.50		17:12:57.808
8 -	49.551	27.473	1:17.024 (2)	92.49	0.007	17:14:14.832

P2 78		Keith POVAH		Suzuki SV650 - Instagram @crap.sack give us a follow!		
IDEAL LAP TIME : 1:16.971		BEST LAP TIME : 1:17.226		DIFFERENCE : 0.255		
LAP	SECTOR 1	SECTOR 2	LAP TIME	MPH	DIFF	TIME OF DAY
1 -		27.485	1:22.021	86.86	4.795	17:05:11.870
2 -	49.863	27.363	1:17.226 (1)	92.25		17:06:29.096
3 -	50.715	27.411	1:18.126	91.19	0.900	17:07:47.222
4 -	49.608	28.011	1:17.619 (3)	91.78	0.393	17:09:04.841
5 -	50.645	27.676	1:18.321	90.96	1.095	17:10:23.162
6 -	50.002	29.181	1:19.183	89.97	1.957	17:11:42.345
7 -	49.654	27.814	1:17.468 (2)	91.96	0.242	17:12:59.813
8 -	50.319	27.936	1:18.255	91.04	1.029	17:14:18.068

P3 96		Dan HARRIS		Suzuki SV650 - HP Racing		
IDEAL LAP TIME : 1:16.987		BEST LAP TIME : 1:16.987		DIFFERENCE : 0.000		
LAP	SECTOR 1	SECTOR 2	LAP TIME	MPH	DIFF	TIME OF DAY
1 -		28.237	1:23.392	85.43	6.405	17:05:13.241
2 -	50.542	27.740	1:18.282	91.01	1.295	17:06:31.523
3 -	50.409	27.545	1:17.954	91.39	0.967	17:07:49.477
4 -	49.854	27.590	1:17.444 (2)	91.99	0.457	17:09:06.921
5 -	49.827	27.160	1:16.987 (1)	92.54		17:10:23.908
6 -	50.362	27.569	1:17.931	91.42	0.944	17:11:41.839
7 -	50.137	27.740	1:17.877 (3)	91.48	0.890	17:12:59.716
8 -	50.670	27.911	1:18.581	90.66	1.594	17:14:18.297

P4 661		Cameron HARRIS		Suzuki SV650 - HARRIS PERFORMANCE		
IDEAL LAP TIME : 1:17.277		BEST LAP TIME : 1:17.465		DIFFERENCE : 0.188		
LAP	SECTOR 1	SECTOR 2	LAP TIME	MPH	DIFF	TIME OF DAY
1 -		27.946	1:22.927	85.91	5.462	17:05:12.776
2 -	50.636	27.487	1:18.123	91.19	0.658	17:06:30.899
3 -	50.382	27.310	1:17.692 (3)	91.70	0.227	17:07:48.591
4 -	50.204	27.380	1:17.584 (2)	91.83	0.119	17:09:06.175
5 -	49.967	27.498	1:17.465 (1)	91.97		17:10:23.640
6 -	50.288	28.824	1:19.112	90.05	1.647	17:11:42.752
7 -	51.311	27.644	1:18.955	90.23	1.490	17:13:01.707
8 -	51.337	28.191	1:19.528	89.58	2.063	17:14:21.235

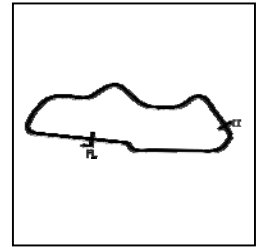
Weather / Track : Cloudy / Dry

Donington Park National
Circuit Length = 1.9790 miles
Start: 17:03 Flag 17:14 End: 17:15

BMCRC - MRO Championships 2020 - Rnd 3 @ Donington Park National

MRO Minitwins & BMCRC Rookie Minitwins

RACE 15 - SECTOR ANALYSIS



SECTOR 1 = FL to I1, SECTOR 2 = I1 to FL, DIFF = Difference To Personal Best Lap, P = Crossed Finish Line in Pit Lane, D = Time Disallowed

P5	87	Jake POVAH	Suzuki SV650 - www.78plate.com			
IDEAL LAP TIME : 1:16.735		BEST LAP TIME : 1:17.114	DIFFERENCE : 0.379			

LAP	SECTOR 1	SECTOR 2	LAP TIME	MPH	DIFF	TIME OF DAY
1 -		27.385	1:22.719	86.12	5.605	17:05:12.568
2 -	49.937	27.177	1:17.114 (1)	92.39		17:06:29.682
3 -	50.238	27.721	1:17.959	91.38	0.845	17:07:47.641
4 -	49.558	28.019	1:17.577 (3)	91.83	0.463	17:09:05.218
5 -	50.559	27.770	1:18.329	90.95	1.215	17:10:23.547
6 -	50.114	31.582	1:21.696	87.20	4.582	17:11:45.243
7 -	52.162	27.613	1:19.775	89.30	2.661	17:13:05.018
8 -	50.189	27.379	1:17.568 (2)	91.85	0.454	17:14:22.586

P6	95	John REYNOLDS	Suzuki SV650 - Fins Motorcycles			
IDEAL LAP TIME : 1:17.639		BEST LAP TIME : 1:18.037	DIFFERENCE : 0.398			

LAP	SECTOR 1	SECTOR 2	LAP TIME	MPH	DIFF	TIME OF DAY
1 -		29.869	1:24.589	84.22	6.552	17:05:14.438
2 -	50.801	27.766	1:18.567	90.68	0.530	17:06:33.005
3 -	50.755	27.483	1:18.238 (2)	91.06	0.201	17:07:51.243
4 -	50.156	28.349	1:18.505 (3)	90.75	0.468	17:09:09.748
5 -	50.533	27.504	1:18.037 (1)	91.29		17:10:27.785
6 -	50.313	28.252	1:18.565	90.68	0.528	17:11:46.350
7 -	51.234	28.851	1:20.085	88.96	2.048	17:13:06.435
8 -	50.845	27.863	1:18.708	90.51	0.671	17:14:25.143

P7	12	Russell TAYLOR	Suzuki SV650 -			
IDEAL LAP TIME : 1:18.047		BEST LAP TIME : 1:18.194	DIFFERENCE : 0.147			

LAP	SECTOR 1	SECTOR 2	LAP TIME	MPH	DIFF	TIME OF DAY
1 -		28.447	1:24.458	84.35	6.264	17:05:14.307
2 -	51.234	27.692	1:18.926	90.26	0.732	17:06:33.233
3 -	51.372	27.791	1:19.163	89.99	0.969	17:07:52.396
4 -	51.139	27.810	1:18.949	90.24	0.755	17:09:11.345
5 -	50.743	27.451	1:18.194 (1)	91.11		17:10:29.539
6 -	51.270	27.828	1:19.098	90.07	0.904	17:11:48.637
7 -	51.035	27.695	1:18.730 (3)	90.49	0.536	17:13:07.367
8 -	50.955	27.304	1:18.259 (2)	91.03	0.065	17:14:25.626

P8	232	Matt WETHERELL	Suzuki SV650 - MSG Racing/Lamonde.com/FWR Tyres			
IDEAL LAP TIME : 1:18.213		BEST LAP TIME : 1:18.393	DIFFERENCE : 0.180			

LAP	SECTOR 1	SECTOR 2	LAP TIME	MPH	DIFF	TIME OF DAY
1 -		28.408	1:22.753	86.09	4.360	17:05:12.602
2 -	51.017	28.916	1:19.933	89.13	1.540	17:06:32.535
3 -	51.014	28.577	1:19.591	89.51	1.198	17:07:52.126
4 -	50.665	27.728	1:18.393 (1)	90.88		17:09:10.519
5 -	50.908	27.901	1:18.809 (3)	90.40	0.416	17:10:29.328
6 -	50.823	27.926	1:18.749 (2)	90.47	0.356	17:11:48.077
7 -	50.968	28.352	1:19.320	89.82	0.927	17:13:07.397
8 -	51.446	27.548	1:18.994	90.19	0.601	17:14:26.391

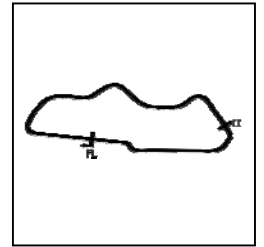
Weather / Track : Cloudy / Dry

Donington Park National
Circuit Length = 1.9790 miles
Start: 17:03 Flag 17:14 End: 17:15

BMCRC - MRO Championships 2020 - Rnd 3 @ Donington Park National

MRO Minitwins & BMCRC Rookie Minitwins

RACE 15 - SECTOR ANALYSIS



SECTOR 1 = FL to I1, SECTOR 2 = I1 to FL, DIFF = Difference To Personal Best Lap, P = Crossed Finish Line in Pit Lane, D = Time Disallowed

P9 86		Paul WITHERINGTON		Suzuki SV650 - PJW Plumbers		
IDEAL LAP TIME : 1:18.523		BEST LAP TIME : 1:18.644		DIFFERENCE : 0.121		
LAP	SECTOR 1	SECTOR 2	LAP TIME	MPH	DIFF	TIME OF DAY
1 -		28.072	1:24.357	84.45	5.713	17:05:14.206
2 -	50.876	27.827	1:18.703 (2)	90.52	0.059	17:06:32.909
3 -	51.499	27.765	1:19.264	89.88	0.620	17:07:52.173
4 -	51.241	27.801	1:19.042	90.13	0.398	17:09:11.215
5 -	51.383	27.647	1:19.030 (3)	90.15	0.386	17:10:30.245
6 -	50.917	27.727	1:18.644 (1)	90.59		17:11:48.889
7 -	51.704	28.326	1:20.030	89.02	1.386	17:13:08.919
8 -	51.884	28.122	1:20.006	89.05	1.362	17:14:28.925

P10 19		Kevin LILLEY		Suzuki SV650 - Trafalgar Cleaning Eqpt. / Vanson Leathers		
IDEAL LAP TIME : 1:18.815		BEST LAP TIME : 1:19.054		DIFFERENCE : 0.239		
LAP	SECTOR 1	SECTOR 2	LAP TIME	MPH	DIFF	TIME OF DAY
1 -		28.498	1:25.121	83.69	6.067	17:05:14.970
2 -	51.027	28.384	1:19.411	89.71	0.357	17:06:34.381
3 -	51.185	28.170	1:19.355	89.78	0.301	17:07:53.736
4 -	50.645	28.479	1:19.124 (2)	90.04	0.070	17:09:12.860
5 -	50.917	28.223	1:19.140 (3)	90.02	0.086	17:10:32.000
6 -	50.875	28.179	1:19.054 (1)	90.12		17:11:51.054
7 -	50.857	28.322	1:19.179	89.98	0.125	17:13:10.233
8 -	51.183	28.330	1:19.513	89.60	0.459	17:14:29.746

P11 155		Richard HARRIS		Suzuki SV650 - HP Racing		
IDEAL LAP TIME : 1:18.215		BEST LAP TIME : 1:18.228		DIFFERENCE : 0.013		
LAP	SECTOR 1	SECTOR 2	LAP TIME	MPH	DIFF	TIME OF DAY
1 -		27.974	1:23.715	85.10	5.487	17:05:13.564
2 -	50.578	28.359	1:18.937 (3)	90.25	0.709	17:06:32.501
3 -	51.577	27.961	1:19.538	89.57	1.310	17:07:52.039
4 -	50.586	31.610	1:22.196	86.67	3.968	17:09:14.235
5 -	51.035	27.903	1:18.938	90.25	0.710	17:10:33.173
6 -	50.591	27.637	1:18.228 (1)	91.07		17:11:51.401
7 -	50.973	29.350	1:20.323	88.69	2.095	17:13:11.724
8 -	50.656	27.984	1:18.640 (2)	90.59	0.412	17:14:30.364

P12 710 R		Craig HENSTOCK		Suzuki SV650 -		
IDEAL LAP TIME : 1:19.676		BEST LAP TIME : 1:19.755		DIFFERENCE : 0.079		
LAP	SECTOR 1	SECTOR 2	LAP TIME	MPH	DIFF	TIME OF DAY
1 -		29.429	1:29.141	79.92	9.386	17:05:18.990
2 -	52.215	28.302	1:20.517	88.48	0.762	17:06:39.507
3 -	51.635	28.361	1:19.996 (3)	89.06	0.241	17:07:59.503
4 -	51.836	28.450	1:20.286	88.74	0.531	17:09:19.789
5 -	52.324	28.413	1:20.737	88.24	0.982	17:10:40.526
6 -	51.649	28.106	1:19.755 (1)	89.33		17:12:00.281
7 -	51.570	28.249	1:19.819 (2)	89.25	0.064	17:13:20.100
8 -	52.724	29.053	1:21.777	87.12	2.022	17:14:41.877

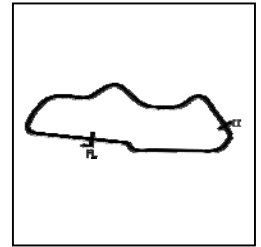
Weather / Track : Cloudy / Dry

Donington Park National
Circuit Length = 1.9790 miles
Start: 17:03 Flag 17:14 End: 17:15

BMCRC - MRO Championships 2020 - Rnd 3 @ Donington Park National

MRO Minitwins & BMCRC Rookie Minitwins

RACE 15 - SECTOR ANALYSIS



SECTOR 1 = FL to I1, SECTOR 2 = I1 to FL, DIFF = Difference To Personal Best Lap, P = Crossed Finish Line in Pit Lane, D = Time Disallowed

P13	97 R	Alex MANN	Suzuki SV650 - TT50 Cars,Prestige,Denham Hedley Commerci			
IDEAL LAP TIME : 1:20.021		BEST LAP TIME : 1:20.021	DIFFERENCE : 0.000			

LAP	SECTOR 1	SECTOR 2	LAP TIME	MPH	DIFF	TIME OF DAY
1 -		28.687	1:26.882	82.00	6.861	17:05:16.731
2 -	52.265	28.712	1:20.977	87.98	0.956	17:06:37.708
3 -	52.738	28.729	1:21.467	87.45	1.446	17:07:59.175
4 -	52.444	28.930	1:21.374	87.55	1.353	17:09:20.549
5 -	52.049	28.428	1:20.477 (2)	88.53	0.456	17:10:41.026
6 -	51.606	28.415	1:20.021 (1)	89.03		17:12:01.047
7 -	51.999	28.630	1:20.629 (3)	88.36	0.608	17:13:21.676
8 -	53.196	28.558	1:21.754	87.14	1.733	17:14:43.430

P14	717 R	James SHEEHAN	Suzuki GLADIUS 650 -			
IDEAL LAP TIME : 1:20.569		BEST LAP TIME : 1:20.589	DIFFERENCE : 0.020			

LAP	SECTOR 1	SECTOR 2	LAP TIME	MPH	DIFF	TIME OF DAY
1 -		28.772	1:26.378	82.48	5.789	17:05:16.227
2 -	52.529	28.732	1:21.261	87.67	0.672	17:06:37.488
3 -	53.503	28.741	1:22.244	86.62	1.655	17:07:59.732
4 -	52.284	28.735	1:21.019 (2)	87.93	0.430	17:09:20.751
5 -	52.619	28.440	1:21.059 (3)	87.89	0.470	17:10:41.810
6 -	52.129	28.460	1:20.589 (1)	88.40		17:12:02.399
7 -	52.704	29.237	1:21.941	86.94	1.352	17:13:24.340
8 -	53.332	28.965	1:22.297	86.57	1.708	17:14:46.637

P15	25	Harrison DAY	Suzuki SV650 -			
IDEAL LAP TIME : 1:20.535		BEST LAP TIME : 1:20.750	DIFFERENCE : 0.215			

LAP	SECTOR 1	SECTOR 2	LAP TIME	MPH	DIFF	TIME OF DAY
1 -		28.306	1:25.469	83.35	4.719	17:05:15.318
2 -	52.252	28.498	1:20.750 (1)	88.23		17:06:36.068
3 -	53.066	28.979	1:22.045	86.83	1.295	17:07:58.113
4 -	53.187	28.943	1:22.130	86.74	1.380	17:09:20.243
5 -	52.687	28.470	1:21.157 (3)	87.78	0.407	17:10:41.400
6 -	52.229	28.859	1:21.088 (2)	87.86	0.338	17:12:02.488
7 -	52.863	29.214	1:22.077	86.80	1.327	17:13:24.565
8 -	53.264	28.965	1:22.229	86.64	1.479	17:14:46.794

P16	257 R	Connor HOOD	Suzuki SV650 - CMW motorcycles			
IDEAL LAP TIME : 1:21.979		BEST LAP TIME : 1:21.979	DIFFERENCE : 0.000			

LAP	SECTOR 1	SECTOR 2	LAP TIME	MPH	DIFF	TIME OF DAY
1 -		29.630	1:28.542	80.46	6.563	17:05:18.391
2 -	53.182	29.268	1:22.450 (2)	86.41	0.471	17:06:40.841
3 -	54.524	29.475	1:23.999	84.81	2.020	17:08:04.840
4 -	54.504	29.560	1:24.064	84.75	2.085	17:09:28.904
5 -	53.837	29.709	1:23.546	85.27	1.567	17:10:52.450
6 -	53.091	29.392	1:22.483 (3)	86.37	0.504	17:12:14.933
7 -	52.769	29.210	1:21.979 (1)	86.90		17:13:36.912
8 -	53.872	29.681	1:23.553	85.27	1.574	17:15:00.465

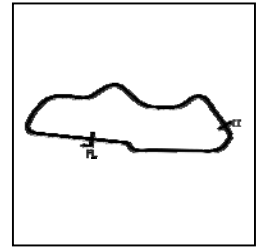
Weather / Track : Cloudy / Dry

Donington Park National
Circuit Length = 1.9790 miles
Start: 17:03 Flag 17:14 End: 17:15

BMCRC - MRO Championships 2020 - Rnd 3 @ Donington Park National

MRO Minitwins & BMCRC Rookie Minitwins

RACE 15 - SECTOR ANALYSIS



SECTOR 1 = FL to I1, SECTOR 2 = I1 to FL, DIFF = Difference To Personal Best Lap, P = Crossed Finish Line in Pit Lane, D = Time Disallowed

P17 105 R		Connor WADE		Suzuki SV650 - WELD CARE INDUSTRIES		
IDEAL LAP TIME : 1:22.000		BEST LAP TIME : 1:22.256		DIFFERENCE : 0.256		
LAP	SECTOR 1	SECTOR 2	LAP TIME	MPH	DIFF	TIME OF DAY
1 -		30.639	1:29.677	79.44	7.421	17:05:19.526
2 -	54.223	29.663	1:23.886	84.93	1.630	17:06:43.412
3 -	54.441	29.102	1:23.543	85.28	1.287	17:08:06.955
4 -	53.923	28.983	1:22.906	85.93	0.650	17:09:29.861
5 -	53.420	29.427	1:22.847 (3)	85.99	0.591	17:10:52.708
6 -	53.176	29.302	1:22.478 (2)	86.38	0.222	17:12:15.186
7 -	53.017	29.239	1:22.256 (1)	86.61		17:13:37.442
8 -	53.815	29.407	1:23.222	85.61	0.966	17:15:00.664

P18 81		Ricardo BRANCO		Suzuki SV650 - IMP Racing		
IDEAL LAP TIME : 1:22.067		BEST LAP TIME : 1:22.212		DIFFERENCE : 0.145		
LAP	SECTOR 1	SECTOR 2	LAP TIME	MPH	DIFF	TIME OF DAY
1 -		29.173	1:27.372	81.54	5.160	17:05:17.221
2 -	53.625	29.534	1:23.159	85.67	0.947	17:06:40.380
3 -	54.751	29.969	1:24.720	84.09	2.508	17:08:05.100
4 -	54.708	29.548	1:24.256	84.55	2.044	17:09:29.356
5 -	53.271	29.715	1:22.986 (3)	85.85	0.774	17:10:52.342
6 -	53.076	29.136	1:22.212 (1)	86.66		17:12:14.554
7 -	52.931	29.302	1:22.233 (2)	86.63	0.021	17:13:36.787
8 -	54.165	29.926	1:24.091	84.72	1.879	17:15:00.878

P19 71		Colin CLUNE		Suzuki SV650 -		
IDEAL LAP TIME : 1:22.264		BEST LAP TIME : 1:22.280		DIFFERENCE : 0.016		
LAP	SECTOR 1	SECTOR 2	LAP TIME	MPH	DIFF	TIME OF DAY
1 -		29.777	1:29.590	79.52	7.310	17:05:19.439
2 -	54.494	29.140	1:23.634	85.18	1.354	17:06:43.073
3 -	54.038	29.212	1:23.250 (3)	85.58	0.970	17:08:06.323
4 -	54.230	29.238	1:23.468	85.35	1.188	17:09:29.791
5 -	53.867	30.291	1:24.158	84.65	1.878	17:10:53.949
6 -	53.158	29.153	1:22.311 (2)	86.55	0.031	17:12:16.260
7 -	53.174	29.106	1:22.280 (1)	86.59		17:13:38.540
8 -	53.873	29.721	1:23.594	85.22	1.314	17:15:02.134

P20 62 R		James KING		Suzuki SV650 -		
IDEAL LAP TIME : 1:22.373		BEST LAP TIME : 1:22.850		DIFFERENCE : 0.477		
LAP	SECTOR 1	SECTOR 2	LAP TIME	MPH	DIFF	TIME OF DAY
1 -		29.590	1:29.039	80.01	6.189	17:05:18.888
2 -	53.987	29.151	1:23.138	85.69	0.288	17:06:42.026
3 -	53.865	29.361	1:23.226	85.60	0.376	17:08:05.252
4 -	55.172	29.827	1:24.999	83.82	2.149	17:09:30.251
5 -	53.725	30.257	1:23.982	84.83	1.132	17:10:54.233
6 -	53.356	29.561	1:22.917 (3)	85.92	0.067	17:12:17.150
7 -	53.465	29.386	1:22.851 (2)	85.99	0.001	17:13:40.001
8 -	53.222	29.628	1:22.850 (1)	85.99		17:15:02.851

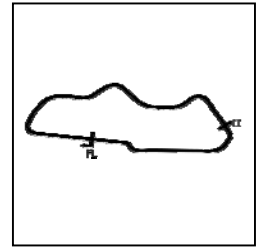
Weather / Track : Cloudy / Dry

Donington Park National
Circuit Length = 1.9790 miles
Start: 17:03 Flag 17:14 End: 17:15

BMCRC - MRO Championships 2020 - Rnd 3 @ Donington Park National

MRO Minitwins & BMCRC Rookie Minitwins

RACE 15 - SECTOR ANALYSIS



SECTOR 1 = FL to I1, SECTOR 2 = I1 to FL, DIFF = Difference To Personal Best Lap, P = Crossed Finish Line in Pit Lane, D = Time Disallowed

P21 40		Simon WILKINSON		Suzuki SV650 - S P Wilkinson Engineering Ltd		
IDEAL LAP TIME : 1:25.026		BEST LAP TIME : 1:25.347		DIFFERENCE : 0.321		
LAP	SECTOR 1	SECTOR 2	LAP TIME	MPH	DIFF	TIME OF DAY
1 -		30.005	1:30.698	78.55	5.351	17:05:20.547
2 -	55.628	30.006	1:25.634 (3)	83.19	0.287	17:06:46.181
3 -	56.673	30.670	1:27.343	81.57	1.996	17:08:13.524
4 -	55.967	30.310	1:26.277	82.57	0.930	17:09:39.801
5 -	55.507	30.099	1:25.606 (2)	83.22	0.259	17:11:05.407
6 -	57.194	30.060	1:27.254	81.65	1.907	17:12:32.661
7 -	55.111	30.236	1:25.347 (1)	83.47		17:13:58.008
8 -	55.021	30.685	1:25.706	83.12	0.359	17:15:23.714

P22 28		William BROWN		Suzuki SV650 -		
IDEAL LAP TIME : 1:24.196		BEST LAP TIME : 1:24.586		DIFFERENCE : 0.390		
LAP	SECTOR 1	SECTOR 2	LAP TIME	MPH	DIFF	TIME OF DAY
1 -		30.215	1:32.721	76.83	8.135	17:05:22.570
2 -	56.283	29.585	1:25.868	82.97	1.282	17:06:48.438
3 -	55.482	31.203	1:26.685	82.19	2.099	17:08:15.123
4 -	56.245	30.660	1:26.905	81.98	2.319	17:09:42.028
5 -	54.611	29.975	1:24.586 (1)	84.22		17:11:06.614
6 -	55.726	30.130	1:25.856 (3)	82.98	1.270	17:12:32.470
7 -	55.529	30.430	1:25.959	82.88	1.373	17:13:58.429
8 -	55.174	30.246	1:25.420 (2)	83.40	0.834	17:15:23.849

P23 51		Andrew DURANT		Suzuki SV650 -		
IDEAL LAP TIME : 1:25.240		BEST LAP TIME : 1:25.711		DIFFERENCE : 0.471		
LAP	SECTOR 1	SECTOR 2	LAP TIME	MPH	DIFF	TIME OF DAY
1 -		30.050	1:32.146	77.31	6.435	17:05:21.995
2 -	55.194	30.548	1:25.742 (2)	83.09	0.031	17:06:47.737
3 -	55.918	30.974	1:26.892	81.99	1.181	17:08:14.629
4 -	55.394	30.317	1:25.711 (1)	83.12		17:09:40.340
5 -	55.702	30.103	1:25.805 (3)	83.03	0.094	17:11:06.145
6 -	55.965	30.046	1:26.011	82.83	0.300	17:12:32.156
7 -	55.436	31.172	1:26.608	82.26	0.897	17:13:58.764
8 -	56.212	30.686	1:26.898	81.98	1.187	17:15:25.662

P24 11 R		Darren O'LEARY		Suzuki SV650 - Pompey Motorcycle Racing		
IDEAL LAP TIME : 1:24.731		BEST LAP TIME : 1:25.023		DIFFERENCE : 0.292		
LAP	SECTOR 1	SECTOR 2	LAP TIME	MPH	DIFF	TIME OF DAY
1 -		30.487	1:33.570	76.14	8.547	17:05:23.419
2 -	55.651	29.744	1:25.395 (2)	83.43	0.372	17:06:48.814
3 -	55.953	30.968	1:26.921	81.96	1.898	17:08:15.735
4 -	55.965	30.521	1:26.486	82.37	1.463	17:09:42.221
5 -	55.368	30.334	1:25.702	83.13	0.679	17:11:07.923
6 -	54.987	30.036	1:25.023 (1)	83.79		17:12:32.946
7 -	55.122	30.454	1:25.576 (3)	83.25	0.553	17:13:58.522
8 -	56.528	30.709	1:27.237	81.66	2.214	17:15:25.759

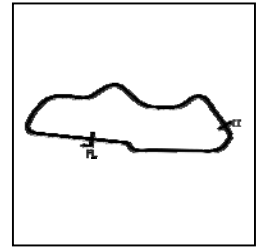
Weather / Track : Cloudy / Dry

Donington Park National
 Circuit Length = 1.9790 miles
 Start: 17:03 Flag 17:14 End: 17:15

BMCRC - MRO Championships 2020 - Rnd 3 @ Donington Park National

MRO Minitwins & BMCRC Rookie Minitwins

RACE 15 - SECTOR ANALYSIS



SECTOR 1 = FL to I1, SECTOR 2 = I1 to FL, DIFF = Difference To Personal Best Lap, P = Crossed Finish Line in Pit Lane, D = Time Disallowed

P25 159		Benn RIDGWELL		Suzuki SV650 - Ridgely Racing		
IDEAL LAP TIME : 1:24.975		BEST LAP TIME : 1:25.245		DIFFERENCE : 0.270		
LAP	SECTOR 1	SECTOR 2	LAP TIME	MPH	DIFF	TIME OF DAY
1 -		29.852	1:32.832	76.74	7.587	17:05:22.681
2 -	55.889	29.356	1:25.245 (1)	83.57		17:06:47.926
3 -	55.924	31.119	1:27.043	81.85	1.798	17:08:14.969
4 -	55.843	30.026	1:25.869	82.97	0.624	17:09:40.838
5 -	55.619	29.777	1:25.396 (2)	83.43	0.151	17:11:06.234
6 -	56.737	30.128	1:26.865	82.01	1.620	17:12:33.099
7 -	55.635	30.138	1:25.773 (3)	83.06	0.528	17:13:58.872
8 -	56.773	30.677	1:27.450	81.47	2.205	17:15:26.322

P26 561		David LESLIE		Suzuki SV650 -		
IDEAL LAP TIME : 1:25.043		BEST LAP TIME : 1:25.502		DIFFERENCE : 0.459		
LAP	SECTOR 1	SECTOR 2	LAP TIME	MPH	DIFF	TIME OF DAY
1 -		30.566	1:33.965	75.82	8.463	17:05:23.814
2 -	56.467	30.213	1:26.680	82.19	1.178	17:06:50.494
3 -	55.460	30.123	1:25.583 (2)	83.24	0.081	17:08:16.077
4 -	56.105	30.917	1:27.022	81.87	1.520	17:09:43.099
5 -	55.496	30.006	1:25.502 (1)	83.32		17:11:08.601
6 -	55.074	31.219	1:26.293	82.56	0.791	17:12:34.894
7 -	55.688	29.969	1:25.657 (3)	83.17	0.155	17:14:00.551
8 -	55.444	30.874	1:26.318	82.53	0.816	17:15:26.869

P27 163 R		Aaron OTTLEY		Suzuki SV650 - Sussex Motorcycle Valet, Hastings Kickboxing		
IDEAL LAP TIME : 1:25.151		BEST LAP TIME : 1:25.468		DIFFERENCE : 0.317		
LAP	SECTOR 1	SECTOR 2	LAP TIME	MPH	DIFF	TIME OF DAY
1 -		30.654	1:33.403	76.27	7.935	17:05:23.252
2 -	56.480	30.110	1:26.590	82.28	1.122	17:06:49.842
3 -	55.480	30.649	1:26.129 (3)	82.72	0.661	17:08:15.971
4 -	56.100	30.941	1:27.041	81.85	1.573	17:09:43.012
5 -	55.041	30.427	1:25.468 (1)	83.36		17:11:08.480
6 -	55.322	30.660	1:25.982 (2)	82.86	0.514	17:12:34.462
7 -	55.888	30.344	1:26.232	82.62	0.764	17:14:00.694
8 -	55.235	31.383	1:26.618	82.25	1.150	17:15:27.312

P28 23		Claire BECKETT		Suzuki SV650 - P Sheils & Sons		
IDEAL LAP TIME : 1:25.262		BEST LAP TIME : 1:25.437		DIFFERENCE : 0.175		
LAP	SECTOR 1	SECTOR 2	LAP TIME	MPH	DIFF	TIME OF DAY
1 -		30.009	1:31.071	78.23	5.634	17:05:20.920
2 -	55.838	30.236	1:26.074 (3)	82.77	0.637	17:06:46.994
3 -	56.358	30.638	1:26.996	81.89	1.559	17:08:13.990
4 -	57.008	30.520	1:27.528	81.39	2.091	17:09:41.518
5 -	55.760	29.780	1:25.540 (2)	83.29	0.103	17:11:07.058
6 -	56.260	30.748	1:27.008	81.88	1.571	17:12:34.066
7 -	55.482	29.955	1:25.437 (1)	83.39		17:13:59.503
8 -	57.632	30.465	1:28.097	80.87	2.660	17:15:27.600

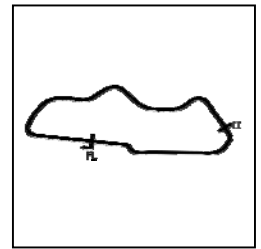
Weather / Track : Cloudy / Dry

Donington Park National
Circuit Length = 1.9790 miles
Start: 17:03 Flag 17:14 End: 17:15

BMCRC - MRO Championships 2020 - Rnd 3 @ Donington Park National

MRO Minitwins & BMCRC Rookie Minitwins

RACE 15 - SECTOR ANALYSIS



SECTOR 1 = FL to I1, SECTOR 2 = I1 to FL, DIFF = Difference To Personal Best Lap, P = Crossed Finish Line in Pit Lane, D = Time Disallowed

P29 64		Phil ELLIS		Suzuki SV650 -		
IDEAL LAP TIME : 1:24.936		BEST LAP TIME : 1:24.965		DIFFERENCE : 0.029		
LAP	SECTOR 1	SECTOR 2	LAP TIME	MPH	DIFF	TIME OF DAY
1 -		31.500	1:36.958	73.48	11.993	17:05:26.807
2 -	55.946	30.527	1:26.473	82.39	1.508	17:06:53.280
3 -	56.252	30.330	1:26.582	82.28	1.617	17:08:19.862
4 -	55.043	30.062	1:25.105 (2)	83.71	0.140	17:09:44.967
5 -	54.874	30.091	1:24.965 (1)	83.85		17:11:09.932
6 -	55.443	30.665	1:26.108	82.74	1.143	17:12:36.040
7 -	55.739	30.116	1:25.855 (3)	82.98	0.890	17:14:01.895
8 -	55.488	30.851	1:26.339	82.51	1.374	17:15:28.234

P30 34		Andrew JOHNSON		Suzuki SV650 - Rose & Charlie Racing		
IDEAL LAP TIME : 1:24.764		BEST LAP TIME : 1:25.073		DIFFERENCE : 0.309		
LAP	SECTOR 1	SECTOR 2	LAP TIME	MPH	DIFF	TIME OF DAY
1 -		29.964	1:34.514	75.38	9.441	17:05:24.363
2 -	55.713	29.943	1:25.656 (3)	83.17	0.583	17:06:50.019
3 -	55.003	30.330	1:25.333 (2)	83.49	0.260	17:08:15.352
4 -	56.413	31.452	1:27.865	81.08	2.792	17:09:43.217
5 -	55.893	29.854	1:25.747	83.08	0.674	17:11:08.964
6 -	55.763	31.353	1:27.116	81.78	2.043	17:12:36.080
7 -	55.312	29.761	1:25.073 (1)	83.74		17:14:01.153
8 -	55.792	31.397	1:27.189	81.71	2.116	17:15:28.342

P31 199		Michael FROST		Suzuki SV650 -		
IDEAL LAP TIME : 1:24.982		BEST LAP TIME : 1:25.408		DIFFERENCE : 0.426		
LAP	SECTOR 1	SECTOR 2	LAP TIME	MPH	DIFF	TIME OF DAY
1 -		29.858	1:31.507	77.85	6.099	17:05:21.356
2 -	56.348	29.667	1:26.015 (3)	82.83	0.607	17:06:47.371
3 -	56.815	31.189	1:28.004	80.95	2.596	17:08:15.375
4 -	56.204	30.141	1:26.345	82.51	0.937	17:09:41.720
5 -	56.038	29.991	1:26.029	82.81	0.621	17:11:07.749
6 -	55.540	30.304	1:25.844 (2)	82.99	0.436	17:12:33.593
7 -	55.315	30.093	1:25.408 (1)	83.41		17:13:59.001
8 -	56.234	34.977	1:31.211	78.11	5.803	17:15:30.212

P32 63		Steve SMULOVIC		Suzuki SV650 - SFC Racing		
IDEAL LAP TIME : 1:27.229		BEST LAP TIME : 1:27.548		DIFFERENCE : 0.319		
LAP	SECTOR 1	SECTOR 2	LAP TIME	MPH	DIFF	TIME OF DAY
1 -		32.178	1:37.240	73.26	9.692	17:05:27.089
2 -	58.298	31.215	1:29.513	79.59	1.965	17:06:56.602
3 -	57.104	30.696	1:27.800	81.14	0.252	17:08:24.402
4 -	56.812	30.736	1:27.548 (1)	81.37		17:09:51.950
5 -	57.058	30.622	1:27.680 (2)	81.25	0.132	17:11:19.630
6 -	57.267	30.431	1:27.698 (3)	81.24	0.150	17:12:47.328
7 -	57.315	30.417	1:27.732	81.20	0.184	17:14:15.060

P33 123 R		Esteban LECOQ		Suzuki SV650 -		
IDEAL LAP TIME : 1:28.149		BEST LAP TIME : 1:28.149		DIFFERENCE : 0.000		
LAP	SECTOR 1	SECTOR 2	LAP TIME	MPH	DIFF	TIME OF DAY
1 -		33.511	1:41.525	70.17	13.376	17:05:31.374
2 -	59.919	32.191	1:32.110	77.34	3.961	17:07:03.484
3 -	1:00.111	32.236	1:32.347	77.15	4.198	17:08:35.831
4 -	58.477	31.566	1:30.043 (3)	79.12	1.894	17:10:05.874
5 -	58.087	31.452	1:29.539 (2)	79.57	1.390	17:11:35.413
6 -	56.786	31.363	1:28.149 (1)	80.82		17:13:03.562
7 -	59.347	32.296	1:31.643	77.74	3.494	17:14:35.205

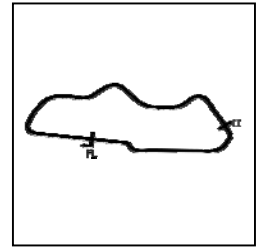
Weather / Track : Cloudy / Dry

Donington Park National
Circuit Length = 1.9790 miles
Start: 17:03 Flag 17:14 End: 17:15

BMCRC - MRO Championships 2020 - Rnd 3 @ Donington Park National

MRO Minitwins & BMCRC Rookie Minitwins

RACE 15 - SECTOR ANALYSIS



SECTOR 1 = FL to I1, SECTOR 2 = I1 to FL, DIFF = Difference To Personal Best Lap, P = Crossed Finish Line in Pit Lane, D = Time Disallowed

P34 138 R	Craig JARMIN	Suzuki SV650 -
IDEAL LAP TIME : 1:30.972	BEST LAP TIME : 1:31.535	DIFFERENCE : 0.563

LAP	SECTOR 1	SECTOR 2	LAP TIME	MPH	DIFF	TIME OF DAY
1 -		33.335	1:41.111	70.46	9.576	17:05:30.960
2 -	1:00.052	32.351	1:32.403	77.10	0.868	17:07:03.363
3 -	59.900	31.929	1:31.829 (2)	77.58	0.294	17:08:35.192
4 -	1:01.291	32.209	1:33.500	76.19	1.965	17:10:08.692
5 -	1:00.003	31.532	1:31.535 (1)	77.83		17:11:40.227
6 -	59.440	32.669	1:32.109 (3)	77.35	0.574	17:13:12.336
7 -	1:00.342	32.293	1:32.635	76.91	1.100	17:14:44.971

P35 272 R	Christopher COWAN	Suzuki SV650 - IMP Racing International
IDEAL LAP TIME : 1:30.879	BEST LAP TIME : 1:31.827	DIFFERENCE : 0.948

LAP	SECTOR 1	SECTOR 2	LAP TIME	MPH	DIFF	TIME OF DAY
1 -		31.858	1:39.163	71.84	7.336	17:05:29.012
2 -	1:01.682	31.820	1:33.502	76.19	1.675	17:07:02.514
3 -	59.743	32.424	1:32.167 (2)	77.30	0.340	17:08:34.681
4 -	1:01.528	32.050	1:33.578	76.13	1.751	17:10:08.259
5 -	1:00.876	32.413	1:33.289 (3)	76.37	1.462	17:11:41.548
6 -	1:00.691	31.136	1:31.827 (1)	77.58		17:13:13.375
7 -	1:02.101	32.366	1:34.467	75.41	2.640	17:14:47.842

P36 36	Max MAUD	Suzuki SV650 -
IDEAL LAP TIME :	BEST LAP TIME : 1:28.144	DIFFERENCE :

LAP	SECTOR 1	SECTOR 2	LAP TIME	MPH	DIFF	TIME OF DAY
1 -			1:40.837	70.65	12.693	17:05:30.686
2 -			1:31.170	78.14	3.026	17:07:01.856
3 -			1:28.370 (2)	80.62	0.226	17:08:30.226
4 -			1:28.697 (3)	80.32	0.553	17:09:58.923
5 -			1:29.885	79.26	1.741	17:11:28.808
6 -			1:28.144 (1)	80.82		17:12:56.952

P37 70	Vanessa GILLAM	Suzuki SV650 - No More Straps Ltd
IDEAL LAP TIME : 1:43.035	BEST LAP TIME : 1:43.035	DIFFERENCE : 0.000

LAP	SECTOR 1	SECTOR 2	LAP TIME	MPH	DIFF	TIME OF DAY
1 -		36.093	1:49.265	65.20	6.230	17:05:39.114
2 -	1:09.404	36.278	1:45.682 (2)	67.41	2.647	17:07:24.796
3 -	1:09.942	36.727	1:46.669	66.79	3.634	17:09:11.465
4 -	1:07.430	35.605	1:43.035 (1)	69.14		17:10:54.500
5 -	1:09.397	37.066	1:46.463 (3)	66.92	3.428	17:12:40.963

Weather / Track : Cloudy / Dry

Donington Park National
Circuit Length = 1.9790 miles
Start: 17:03 Flag 17:14 End: 17:15

BMCRC - MRO Championships 2020 - Rnd 3 @ Donington Park National

MRO Minitwins & BMCRC Rookie Minitwins

RACE 15 - BEST SECTORS

SECTOR 1			SECTOR 2			IDEAL / BEST COMPARISON						
POS	NO	NAME	TIME	NO	NAME	TIME	POS	NO	NAME	IDEAL	BEST	DIFF
									PERFECT LAP	1:16.644		
1	26	DAVIES	49.551	26	DAVIES	27.093	1	26	DAVIES	1:16.644	1:17.017	0.373
2	87	POVAH	49.558	96	HARRIS	27.160	2	87	POVAH	1:16.735	1:17.114	0.379
3	78	POVAH	49.608	87	POVAH	27.177	3	78	POVAH	1:16.971	1:17.226	0.255
4	96	HARRIS	49.827	12	TAYLOR	27.304	4	96	HARRIS	1:16.987	1:16.987	0.000
5	661	HARRIS	49.967	661	HARRIS	27.310	5	661	HARRIS	1:17.277	1:17.465	0.188
6	95	REYNOLDS	50.156	78	POVAH	27.363	6	95	REYNOLDS	1:17.639	1:18.037	0.398
7	155	HARRIS	50.578	95	REYNOLDS	27.483	7	12	TAYLOR	1:18.047	1:18.194	0.147
8	19	LILLEY	50.645	232	WETHERELL	27.548	8	232	WETHERELL	1:18.213	1:18.393	0.180
9	232	WETHERELL	50.665	155	HARRIS	27.637	9	155	HARRIS	1:18.215	1:18.228	0.013
10	12	TAYLOR	50.743	86	WITHERINGTON	27.647	10	86	WITHERINGTON	1:18.523	1:18.644	0.121
11	86	WITHERINGTON	50.876	710	HENSTOCK	28.106	11	19	LILLEY	1:18.815	1:19.054	0.239
12	710	HENSTOCK	51.570	19	LILLEY	28.170	12	710	HENSTOCK	1:19.676	1:19.755	0.079
13	97	MANN	51.606	25	DAY	28.306	13	97	MANN	1:20.021	1:20.021	0.000
14	717	SHEEHAN	52.129	97	MANN	28.415	14	25	DAY	1:20.535	1:20.750	0.215
15	25	DAY	52.229	717	SHEEHAN	28.440	15	717	SHEEHAN	1:20.569	1:20.589	0.020
16	257	HOOD	52.769	105	WADE	28.983	16	257	HOOD	1:21.979	1:21.979	0.000
17	81	BRANCO	52.931	71	CLUNE	29.106	17	105	WADE	1:22.000	1:22.256	0.256
18	105	WADE	53.017	81	BRANCO	29.136	18	81	BRANCO	1:22.067	1:22.212	0.145
19	71	CLUNE	53.158	62	KING	29.151	19	71	CLUNE	1:22.264	1:22.280	0.016
20	62	KING	53.222	257	HOOD	29.210	20	62	KING	1:22.373	1:22.850	0.477
21	28	BROWN	54.611	159	RIDGWELL	29.356	21	28	BROWN	1:24.196	1:24.586	0.390
22	64	ELLIS	54.874	28	BROWN	29.585	22	11	O'LEARY	1:24.731	1:25.023	0.292
23	11	O'LEARY	54.987	199	FROST	29.667	23	34	JOHNSON	1:24.764	1:25.073	0.309
24	34	JOHNSON	55.003	11	O'LEARY	29.744	24	64	ELLIS	1:24.936	1:24.965	0.029
25	40	WILKINSON	55.021	34	JOHNSON	29.761	25	159	RIDGWELL	1:24.975	1:25.245	0.270
26	163	OTTLEY	55.041	23	BECKETT	29.780	26	199	FROST	1:24.982	1:25.408	0.426
27	561	LESLIE	55.074	561	LESLIE	29.969	27	40	WILKINSON	1:25.026	1:25.347	0.321
28	51	DURANT	55.194	40	WILKINSON	30.005	28	561	LESLIE	1:25.043	1:25.502	0.459
29	199	FROST	55.315	51	DURANT	30.046	29	163	OTTLEY	1:25.151	1:25.468	0.317
30	23	BECKETT	55.482	64	ELLIS	30.062	30	51	DURANT	1:25.240	1:25.711	0.471
31	159	RIDGWELL	55.619	163	OTTLEY	30.110	31	23	BECKETT	1:25.262	1:25.437	0.175
32	123	LECOQ	56.786	63	SMULOVIC	30.417	32	63	SMULOVIC	1:27.229	1:27.548	0.319
33	63	SMULOVIC	56.812	272	COWAN	31.136	33	123	LECOQ	1:28.149	1:28.149	0.000
34	138	JARMIN	59.440	123	LECOQ	31.363	34	272	COWAN	1:30.879	1:31.827	0.948
35	272	COWAN	59.743	138	JARMIN	31.532	35	138	JARMIN	1:30.972	1:31.535	0.563
36	70	GILLAM	1:07.430	70	GILLAM	35.605	36	70	GILLAM	1:43.035	1:43.035	0.000
37							37	36	MAUD		1:28.144	

Weather / Track : Cloudy / Dry

Results can be found at www.tsl-timing.com

Donington Park National
 Circuit Length = 1.9790 miles
 Start: 17:03 Flag 17:14 End: 17:15

Printed - 17:17 Saturday, 05 September 2020

BMCRC - MRO Championships 2020 - Rnd 3 @ Donington Park National

MRO Minitwins & BMCRC Rookie Minitwins

RACE 15 - STATISTICS

Competitors Started 37
Planned Start 2020-09-05 @ 16:40:00.000
Actual Start 2020-09-05 @ 17:03:49.848
Finish Time 2020-09-05 @ 17:14:14.831
Track Length 1.9790mi.
Total Laps 287
Total Distance Covered 567.9922mi.

Session Fastest Lap History

NO	CL	NAME	LAP TIME	TIME OF DAY	LAP	VEHICLE
78		Keith POVAH	1:17.226	17:06:29.097	2	Suzuki SV650
87		Jake POVAH	1:17.114	17:06:29.684	2	Suzuki SV650
96		Dan HARRIS	1:16.987	17:10:23.920	5	Suzuki SV650

Session Leader History

NO	CL	NAME	FROM LAP	LAPS LED	DISTANCE	VEHICLE
26		Glynn DAVIES	1	1	1.94 miles	Suzuki SV650
78		Keith POVAH	2	1	1.97 miles	Suzuki SV650
26		Glynn DAVIES	3	1	1.97 miles	Suzuki SV650
78		Keith POVAH	4	1	1.97 miles	Suzuki SV650
26		Glynn DAVIES	5	4	7.91 miles	Suzuki SV650

Flag History

TYPE	TIME OF DAY
GREEN	17:03:49.848
FINISH	17:14:14.831

Flag Statistics

TYPE	COUNT	TOTAL LAPS	TOTAL TIME
Green	1	8	12:00.869
Red	0	0	0.000
Safety Car	0	0	0.000
FCY	0	0	0.000

BMCRC - MRO Championships 2020 - Rnd 3 @ Donington Park National

MRO Minitwins & BMCRC Rookie Minitwins

RACE 15 - STATISTICS

CLASS :

26 Starters

Fastest Lap History

NO	NAME	LAP TIME	TIME OF DAY	LAP	VEHICLE
78	Keith POVAH	1:17.226	17:06:29.097	2	Suzuki SV650
87	Jake POVAH	1:17.114	17:06:29.684	2	Suzuki SV650
96	Dan HARRIS	1:16.987	17:10:23.920	5	Suzuki SV650

Leader History

NO	NAME	FROM LAP	LAPS LED	DISTANCE	VEHICLE
26	Glynn DAVIES	1	1	1.94 miles	Suzuki SV650
78	Keith POVAH	2	1	1.97 miles	Suzuki SV650
26	Glynn DAVIES	3	1	1.97 miles	Suzuki SV650
78	Keith POVAH	4	1	1.97 miles	Suzuki SV650
26	Glynn DAVIES	5	4	7.91 miles	Suzuki SV650

BMCRC - MRO Championships 2020 - Rnd 3 @ Donington Park National

MRO Minitwins & BMCRC Rookie Minitwins

RACE 15 - STATISTICS

CLASS : R

11 Starters

Fastest Lap History

NO	NAME	LAP TIME	TIME OF DAY	LAP	VEHICLE
717	James SHEEHAN	1:21.261	17:06:37.503	2	Suzuki GLADIUS 650
97	Alex MANN	1:20.977	17:06:37.722	2	Suzuki SV650
710	Craig HENSTOCK	1:20.517	17:06:39.507	2	Suzuki SV650
710	Craig HENSTOCK	1:19.996	17:07:59.504	3	Suzuki SV650
710	Craig HENSTOCK	1:19.755	17:12:00.281	6	Suzuki SV650

Leader History

NO	NAME	FROM LAP	LAPS LED	DISTANCE	VEHICLE
717	James SHEEHAN	1	2	3.92 miles	Suzuki GLADIUS 650
97	Alex MANN	3	1	1.97 miles	Suzuki SV650
710	Craig HENSTOCK	4	5	9.89 miles	Suzuki SV650

Weather / Track : Cloudy / Dry

Results can be found at www.tsl-timing.com

Page 3 of 3

Donington Park National
Circuit Length = 1.9790 miles
Start: 17:03 Flag 17:14 End: 17:15

Printed - 17:17 Saturday, 05 September 2020

BMCRC - MRO Championships 2020 - Rnd 3 @ Donington Park National



MRO Minitwins & BMCRC Rookie Minitwins

RACE 5 - GRID (10 Laps)

ROW 13	39		38	258 Ande FRIEND	37	70 Vanessa GILLAM	1:43.035
ROW 12	36	272 Christopher COWAN	35	138 Craig JARMIN	34	123 Esteban LECOQ	1:31.827 1:31.535 1:28.149
ROW 11	33	36 Max MAUD	32	63 Steve SMULOVIC	31	51 Andrew DURANT	1:28.144 1:27.548 1:25.711
ROW 10	30	561 David LESLIE	29	163 Aaron OTTLEY	28	23 Claire BECKETT	1:25.502 1:25.468 1:25.437
ROW 9	27	199 Michael FROST	26	40 Simon WILKINSON	25	159 Benn RIDGWELL	1:25.408 1:25.347 1:25.245
ROW 8	24	34 Andrew JOHNSON	23	11 Darren O'LEARY	22	64 Phil ELLIS	1:25.073 1:25.023 1:24.965
ROW 7	21	28 William BROWN	20	62 James KING	19	71 Colin CLUNE	1:24.586 1:22.850 1:22.280
ROW 6	18	105 Connor WADE	17	81 Ricardo BRANCO	16	257 Connor HOOD	1:22.256 1:22.212 1:21.979
ROW 5	15	25 Harrison DAY	14	717 James SHEEHAN	13	97 Alex MANN	1:20.750 1:20.589 1:20.021
ROW 4	12	710 Craig HENSTOCK	11	19 Kevin LILLEY	10	86 Paul WITHERINGTON	1:19.755 1:19.054 1:18.644
ROW 3	9	232 Matt WETHERELL	8	155 Richard HARRIS	7	12 Russell TAYLOR	1:18.393 1:18.228 1:18.194
ROW 2	6	95 John REYNOLDS	5	661 Cameron HARRIS	4	78 Keith POVAH	1:18.037 1:17.465 1:17.226
ROW 1	3	87 Jake POVAH	2	26 Glynn DAVIES	1	96 Dan HARRIS	1:17.114 1:17.017 1:16.987
Pole							

Donington Park National
Circuit Length = 1.9790 miles

These results are provisional until the conclusion of any judicial and technical matters.

Clerk Of Course :	Steward :	Timekeeper :
-------------------	-----------	--------------

Results can be found at www.tsl-timing.com

Printed - 17:18 Saturday, 05 September 2020



BMCRC - MRO Championships 2020 - Rnd 3 @ Donington Park National



MRO Minitwins & BMCRC Rookie Minitwins

RACE 5 - CLASSIFICATION

POS	NO	CL	PIC NAME	ENTRY	LAPS	TIME	GAP	DIFF	MPH	BEST	ON
1	26		1 Glynn DAVIES	Suzuki SV650 -	7	9:03.671			91.48	1:16.275	6
2	87		2 Jake POVAH	Suzuki SV650 - www.78plate.com	7	9:03.933	0.262	0.262	91.43	1:15.935	7
3	78		3 Keith POVAH	Suzuki SV650 - Instagram @crap.sack give us a foll	7	9:04.065	0.394	0.132	91.41	1:16.382	7
4	232		4 Matt WETHERELL	Suzuki SV650 - MSG Racing/Lamonde.com/FWR T	7	9:04.271	0.600	0.206	91.38	1:16.170	7
5	96		5 Dan HARRIS	Suzuki SV650 - HP Racing	7	9:06.850	3.179	2.579	90.95	1:16.742	4
6	95		6 John REYNOLDS	Suzuki SV650 - Fins Motorcycles	7	9:06.937	3.266	0.087	90.93	1:16.506	7
7	155		7 Richard HARRIS	Suzuki SV650 - HP Racing	7	9:13.800	10.129	6.863	89.80	1:17.960	6
8	12		8 Russell TAYLOR	Suzuki SV650 -	7	9:16.175	12.504	2.375	89.42	1:18.051	2
9	19		9 Kevin LILLEY	Suzuki SV650 - Trafalgar Cleaning Eqpt. / Vanson L	7	9:17.308	13.637	1.133	89.24	1:18.337	4
10	86		10 Paul WITHERINGTON	Suzuki SV650 - PJW Plumbers	7	9:17.900	14.229	0.592	89.14	1:17.940	3
11	710	R	1 Craig HENSTOCK	Suzuki SV650 -	7	9:22.162	18.491	4.262	88.47	1:18.876	2
12	661		11 Cameron HARRIS	Suzuki SV650 - HARRIS PERFORMANCE	7	9:29.947	26.276	7.785	87.26	1:17.330	4
13	257	R	2 Connor HOOD	Suzuki SV650 - CMW motorcycles	7	9:31.415	27.744	1.468	87.04	1:19.538	7
14	97	R	3 Alex MANN	Suzuki SV650 - TT50 Cars, Prestige, Denham Hedley	7	9:31.877	28.206	0.462	86.96	1:19.137	7
15	717	R	4 James SHEEHAN	Suzuki GLADIUS 650 -	7	9:32.415	28.744	0.538	86.88	1:20.233	7
16	25		12 Harrison DAY	Suzuki SV650 -	7	9:33.545	29.874	1.130	86.71	1:20.284	7
17	62	R	5 James KING	Suzuki SV650 -	7	9:40.046	36.375	6.501	85.74	1:20.775	7
18	105	R	6 Connor WADE	Suzuki SV650 - WELD CARE INDUSTRIES	7	9:48.127	44.456	8.081	84.56	1:22.514	4
19	81		13 Ricardo BRANCO	Suzuki SV650 - IMP Racing	7	9:48.250	44.579	0.123	84.54	1:22.595	4
20	71		14 Colin CLUNE	Suzuki SV650 -	7	9:48.370	44.699	0.120	84.53	1:21.866	4
21	40		15 Simon WILKINSON	Suzuki SV650 - S P Wilkinson Engineering Ltd	7	9:48.716	45.045	0.346	84.48	1:22.645	4
22	11	R	7 Darren O'LEARY	Suzuki SV650 - Pompey Motorcycle Racing	7	9:51.961	48.290	3.245	84.01	1:22.590	7
23	28		16 William BROWN	Suzuki SV650 -	7	9:53.649	49.978	1.688	83.78	1:23.031	7
24	23		17 Claire BECKETT	Suzuki SV650 - P Sheils & Sons	7	9:55.745	52.074	2.096	83.48	1:23.256	7
25	159		18 Benn RIDGWELL	Suzuki SV650 - Ridgely Racing	7	9:56.050	52.379	0.305	83.44	1:23.196	3
26	199		19 Michael FROST	Suzuki SV650 -	7	10:00.397	56.726	4.347	82.83	1:23.732	4
27	51		20 Andrew DURANT	Suzuki SV650 -	7	10:00.583	56.912	0.186	82.81	1:24.015	4
28	64		21 Phil ELLIS	Suzuki SV650 -	7	10:00.789	57.118	0.206	82.78	1:24.289	5
29	561		22 David LESLIE	Suzuki SV650 -	7	10:00.958	57.287	0.169	82.76	1:23.657	4
30	34		23 Andrew JOHNSON	Suzuki SV650 - Rose & Charlie Racing	7	10:05.832	1:02.161	4.874	82.09	1:23.322	5
31	163	R	8 Aaron OTTLEY	Suzuki SV650 - Sussex Motorcycle Valet, Hastings	7	10:06.346	1:02.675	0.514	82.02	1:24.448	4
32	63		24 Steve SMULOVIC	Suzuki SV650 - SFC Racing	7	10:14.725	1:11.054	8.379	80.90	1:25.410	6
33	123	R	9 Esteban LECOQ	Suzuki SV650 -	7	10:28.692	1:25.021	13.967	79.11	1:27.947	4
34	36		25 Max MAUD	Suzuki SV650 -	7	10:29.386	1:25.715	0.694	79.02	1:27.545	6
35	138	R	10 Craig JARMIN	Suzuki SV650 -	6	9:24.316	1 Lap	1 Lap	75.50	1:31.807	5
36	272	R	11 Christopher COWAN	Suzuki SV650 - IMP Racing International	6	9:26.288	1 Lap	1.972	75.24	1:32.529	2
37	70		26 Vanessa GILLAM	Suzuki SV650 - No More Straps Ltd	6	10:14.792	1 Lap	48.504	69.31	1:40.100	6

FASTEST LAP

87	Jake POVAH	Suzuki SV650 - www.78plate.com	7	1:15.935	93.82 mph	150.99 kph
710 R	Craig HENSTOCK	Suzuki SV650 -	2	1:18.876	90.32 mph	145.36 kph

Class - 92.5% of Race Speed = 84.61 mph
 Class R - 92.5% of Race Speed = 81.83 mph

Weather / Track : Cloudy / Dry

These results are provisional until the conclusion of any judicial and technical matters.

Donington Park National
 Circuit Length = 1.9790 miles
 Start: 11:22 Flag 11:31 End: 11:32

Clerk Of Course :	Steward :	Timekeeper :
-------------------	-----------	--------------

Results can be found at www.tsl-timing.com

Printed - 11:34 Sunday, 06 September 2020



BMCRC - MRO Championships 2020 - Rnd 3 @ Donington Park National

MRO Minitwins & BMCRC Rookie Minitwins

RACE 5 - LAP CHART

LAP 1 @ 11:23:29.310

NO	BEHIND	LAP TIME
87		1:20.463
78	0.377	1:20.840
26	0.469	1:20.932
95	0.586	1:21.049
96	0.993	1:21.456
661	1.424	1:21.887
155	1.855	1:22.318
232	1.987	1:22.450
12	2.410	1:22.873
19	3.302	1:23.765
86	4.033	1:24.496
710	4.521	1:24.984
257	5.463	1:25.926
717	5.682	1:26.145
25	5.885	1:26.348
97	6.154	1:26.617
81	7.965	1:28.428
105	8.070	1:28.533
62	8.465	1:28.928
71	9.254	1:29.717
40	9.692	1:30.155
159	9.876	1:30.339
23	10.310	1:30.773
28	10.814	1:31.277
51	10.983	1:31.446
11	11.282	1:31.745
199	12.296	1:32.759
64	12.714	1:33.177
163	12.957	1:33.420
561	13.521	1:33.984
34	13.618	1:34.081
63	15.680	1:36.143
123	16.717	1:37.180
36	19.071	1:39.534
138	19.782	1:40.245
272	20.856	1:41.319
70	29.733	1:50.196

LAP 2 @ 11:24:47.719

NO	BEHIND	LAP TIME
26		1:17.940
87	0.109	1:18.518
78	0.221	1:18.253
95	0.565	1:18.388
232	0.994	1:17.416
96	1.110	1:18.526
661	1.213	1:18.198
155	1.455	1:18.009
12	2.052	1:18.051
19	3.966	1:19.073
86	4.066	1:18.442
710	4.988	1:18.876
257	7.673	1:20.619
717	7.704	1:20.431
97	7.979	1:20.234
25	8.209	1:20.733
62	12.268	1:22.212
105	12.405	1:22.744
81	13.406	1:23.850
71	13.528	1:22.683
40	14.486	1:23.203
159	14.718	1:23.251

23	15.952	1:24.051
28	16.736	1:24.331
11	16.895	1:24.022
51	17.294	1:24.720
199	18.891	1:25.004
64	19.478	1:25.173
163	19.953	1:25.405
34	20.063	1:24.854
561	20.515	1:25.403
63	24.194	1:26.923
123	27.384	1:29.076
36	29.237	1:28.575
138	34.777	1:33.404
272	34.976	1:32.529
70	52.956	1:41.632

LAP 3 @ 11:26:05.746

NO	BEHIND	LAP TIME
78		1:17.806
26	0.064	1:18.091
87	0.127	1:18.045
232	0.213	1:17.246
96	1.013	1:17.930
95	1.226	1:18.688
661	1.333	1:18.147
155	1.536	1:18.108
12	2.144	1:18.119
86	3.979	1:17.940
19	4.695	1:18.756
710	6.102	1:19.141
717	10.630	1:20.953
257	10.721	1:21.075
97	10.945	1:20.993
25	11.061	1:20.879
105	17.081	1:22.703
62	17.377	1:23.136
81	18.356	1:22.977
71	18.511	1:23.010
40	19.473	1:23.014
159	19.887	1:23.196
11	21.684	1:22.816
23	22.212	1:24.287
28	22.478	1:23.769
51	23.326	1:24.059
199	25.222	1:24.358
64	25.768	1:24.317
34	25.806	1:23.770
561	26.822	1:24.334
163	26.842	1:24.916
63	33.051	1:26.884
123	37.901	1:28.544
36	39.471	1:28.261
138	49.592	1:32.842
272	51.161	1:34.212
70	1:16.479	1:41.550

LAP 4 @ 11:27:22.667

NO	BEHIND	LAP TIME
26		1:16.857
78	0.321	1:17.242
87	0.407	1:17.201
232	0.511	1:17.219
96	0.834	1:16.742
95	1.381	1:17.076

661	1.742	1:17.330
155	3.279	1:18.664
12	3.380	1:18.157
86	5.113	1:18.055
19	6.111	1:18.337
710	8.219	1:19.038
257	15.750	1:21.950
717	15.855	1:22.146
97	15.913	1:21.889
25	16.211	1:22.071
62	22.106	1:21.650
105	22.674	1:22.514
71	23.456	1:21.866
81	24.030	1:22.595
40	25.197	1:22.645
159	26.433	1:23.467
11	27.686	1:22.923
28	28.608	1:23.051
23	29.916	1:24.625
51	30.420	1:24.015
199	32.033	1:23.732
34	32.502	1:23.617
64	33.527	1:24.680
561	33.558	1:23.657
163	34.369	1:24.448
63	42.769	1:26.639
123	48.927	1:27.947
36	50.864	1:28.314
138	1:05.880	1:33.209
272	1:06.937	1:32.697

LAP 5 @ 11:28:39.788

NO	BEHIND	LAP TIME
78		1:16.800
26	0.085	1:17.206
87	0.292	1:17.006
232	0.378	1:16.988
96	0.745	1:17.032
95	0.869	1:16.609
155	4.985	1:18.827
12	5.587	1:19.328
86	6.794	1:18.802
19	8.074	1:19.084
710	11.051	1:19.953
661	19.710	1:35.089
717	20.929	1:22.195
257	21.038	1:22.409
97	21.428	1:22.636
25	21.544	1:22.454
70	1 Lap	1:41.012
62	26.689	1:21.704
71	29.690	1:23.355
105	30.403	1:24.850
81	30.559	1:23.650
40	31.415	1:23.339
11	35.423	1:24.858
159	36.095	1:26.783
28	36.388	1:24.901
23	37.370	1:24.575
51	38.034	1:24.735
34	38.703	1:23.322
199	40.114	1:25.202
64	40.695	1:24.289
561	41.300	1:24.863
163	42.207	1:24.959

63	52.056	1:26.408
123	59.755	1:27.949
36	1:01.452	1:27.709

LAP 6 @ 11:29:56.148

NO	BEHIND	LAP TIME
26		1:16.275
78	0.382	1:16.742
87	0.697	1:16.765
232	0.800	1:16.782
96	2.287	1:17.902
95	3.130	1:18.621
138	1 Lap	1:31.807
272	1 Lap	1:32.852
155	6.585	1:17.960
12	8.184	1:18.957
86	8.782	1:18.348
19	11.166	1:19.452
710	14.290	1:19.599
661	22.604	1:19.254
257	24.576	1:19.898
717	24.881	1:20.312
97	25.439	1:20.371
25	25.960	1:20.776
62	31.970	1:21.641
71	36.909	1:23.579
105	37.492	1:23.449
81	37.954	1:23.755
40	38.215	1:23.160
11	42.070	1:23.007
28	43.317	1:23.289
23	45.188	1:24.178
159	45.488	1:25.753
70	1 Lap	1:40.302
51	47.771	1:26.097
199	48.334	1:24.580
64	48.850	1:24.515
561	48.870	1:23.930
34	50.881	1:28.538
163	51.915	1:26.068
63	1:01.106	1:25.410
123	1:11.797	1:28.402
36	1:12.637	1:27.545

LAP 7 @ 11:31:12.518

NO	BEHIND	LAP TIME
26		1:16.370
87	0.262	1:15.935
78	0.394	1:16.382
232	0.600	1:16.170
96	3.179	1:17.262
95	3.266	1:16.506
155	10.129	1:19.914
12	12.504	1:20.690
19	13.637	1:18.841
86	14.229	1:21.817
710	18.491	1:20.571
138	1 Lap	1:32.809
272	1 Lap	1:32.679
661	26.276	1:20.042
257	27.744	1:19.538
97	28.206	1:19.137
717	28.744	1:20.233
25	29.874	1:20.284

Weather / Track : Cloudy / Dry

Donington Park National
Circuit Length = 1.9790 miles
Start: 11:22 Flag 11:31 End: 11:32

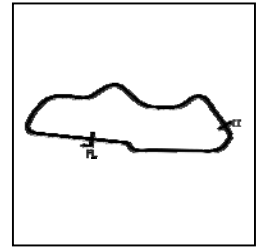
Results can be found at www.tsl-timing.com

Printed - 11:34 Sunday, 06 September 2020

BMCRC - MRO Championships 2020 - Rnd 3 @ Donington Park National

MRO Minitwins & BMCRC Rookie Minitwins

RACE 5 - SECTOR ANALYSIS



SECTOR 1 = FL to I1, SECTOR 2 = I1 to FL, DIFF = Difference To Personal Best Lap, P = Crossed Finish Line in Pit Lane, D = Time Disallowed

P1 26		Glynn DAVIES		Suzuki SV650 -		
IDEAL LAP TIME : 1:16.125		BEST LAP TIME : 1:16.275		DIFFERENCE : 0.150		
LAP	SECTOR 1	SECTOR 2	LAP TIME	MPH	DIFF	TIME OF DAY
1 -		27.988	1:20.932	88.03	4.657	11:23:29.779
2 -	50.292	27.648	1:17.940	91.41	1.665	11:24:47.719
3 -	50.603	27.488	1:18.091	91.23	1.816	11:26:05.810
4 -	49.415	27.442	1:16.857 (3)	92.69	0.582	11:27:22.667
5 -	49.522	27.684	1:17.206	92.28	0.931	11:28:39.873
6 -	49.169	27.106	1:16.275 (1)	93.40		11:29:56.148
7 -	49.414	26.956	1:16.370 (2)	93.29	0.095	11:31:12.518

P2 87		Jake POVAH		Suzuki SV650 - www.78plate.com		
IDEAL LAP TIME : 1:15.869		BEST LAP TIME : 1:15.935		DIFFERENCE : 0.066		
LAP	SECTOR 1	SECTOR 2	LAP TIME	MPH	DIFF	TIME OF DAY
1 -		27.138	1:20.463	88.54	4.528	11:23:29.310
2 -	50.130	28.388	1:18.518	90.73	2.583	11:24:47.828
3 -	50.338	27.707	1:18.045	91.28	2.110	11:26:05.873
4 -	49.522	27.679	1:17.201	92.28	1.266	11:27:23.074
5 -	49.600	27.406	1:17.006 (3)	92.52	1.071	11:28:40.080
6 -	49.991	26.774	1:16.765 (2)	92.81	0.830	11:29:56.845
7 -	49.095	26.840	1:15.935 (1)	93.82		11:31:12.780

P3 78		Keith POVAH		Suzuki SV650 - Instagram @crap.sack give us a follow!		
IDEAL LAP TIME : 1:16.301		BEST LAP TIME : 1:16.382		DIFFERENCE : 0.081		
LAP	SECTOR 1	SECTOR 2	LAP TIME	MPH	DIFF	TIME OF DAY
1 -		27.802	1:20.840	88.13	4.458	11:23:29.687
2 -	49.984	28.269	1:18.253	91.04	1.871	11:24:47.940
3 -	49.979	27.827	1:17.806	91.56	1.424	11:26:05.746
4 -	49.951	27.291	1:17.242	92.23	0.860	11:27:22.988
5 -	49.471	27.329	1:16.800 (3)	92.76	0.418	11:28:39.788
6 -	49.689	27.053	1:16.742 (2)	92.83	0.360	11:29:56.530
7 -	49.248	27.134	1:16.382 (1)	93.27		11:31:12.912

P4 232		Matt WETHERELL		Suzuki SV650 - MSG Racing/Lamonde.com/FWR Tyres		
IDEAL LAP TIME : 1:16.170		BEST LAP TIME : 1:16.170		DIFFERENCE : 0.000		
LAP	SECTOR 1	SECTOR 2	LAP TIME	MPH	DIFF	TIME OF DAY
1 -		27.214	1:22.450	86.41	6.280	11:23:31.297
2 -	49.762	27.654	1:17.416	92.03	1.246	11:24:48.713
3 -	49.829	27.417	1:17.246	92.23	1.076	11:26:05.959
4 -	49.765	27.454	1:17.219	92.26	1.049	11:27:23.178
5 -	49.623	27.365	1:16.988 (3)	92.54	0.818	11:28:40.166
6 -	49.773	27.009	1:16.782 (2)	92.79	0.612	11:29:56.948
7 -	49.305	26.865	1:16.170 (1)	93.53		11:31:13.118

P5 96		Dan HARRIS		Suzuki SV650 - HP Racing		
IDEAL LAP TIME : 1:16.682		BEST LAP TIME : 1:16.742		DIFFERENCE : 0.060		
LAP	SECTOR 1	SECTOR 2	LAP TIME	MPH	DIFF	TIME OF DAY
1 -		27.676	1:21.456	87.46	4.714	11:23:30.303
2 -	50.289	28.237	1:18.526	90.72	1.784	11:24:48.829
3 -	50.319	27.611	1:17.930	91.42	1.188	11:26:06.759
4 -	49.533	27.209	1:16.742 (1)	92.83		11:27:23.501
5 -	49.883	27.149	1:17.032 (2)	92.48	0.290	11:28:40.533
6 -	50.114	27.788	1:17.902	91.45	1.160	11:29:58.435
7 -	49.793	27.469	1:17.262 (3)	92.21	0.520	11:31:15.697

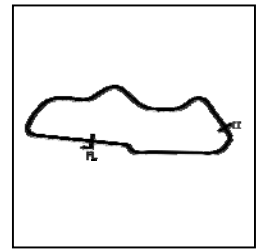
Weather / Track : Cloudy / Dry

Donington Park National
Circuit Length = 1.9790 miles
Start: 11:22 Flag 11:31 End: 11:32

BMCRC - MRO Championships 2020 - Rnd 3 @ Donington Park National

MRO Minitwins & BMCRC Rookie Minitwins

RACE 5 - SECTOR ANALYSIS



SECTOR 1 = FL to I1, SECTOR 2 = I1 to FL, DIFF = Difference To Personal Best Lap, P = Crossed Finish Line in Pit Lane, D = Time Disallowed

P6 95		John REYNOLDS		Suzuki SV650 - Fins Motorcycles		
IDEAL LAP TIME : 1:16.506		BEST LAP TIME : 1:16.506		DIFFERENCE : 0.000		
LAP	SECTOR 1	SECTOR 2	LAP TIME	MPH	DIFF	TIME OF DAY
1 -		27.464	1:21.049	87.90	4.543	11:23:29.896
2 -	50.408	27.980	1:18.388	90.88	1.882	11:24:48.284
3 -	50.904	27.784	1:18.688	90.54	2.182	11:26:06.972
4 -	49.856	27.220	1:17.076 (3)	92.43	0.570	11:27:24.048
5 -	49.644	26.965	1:16.609 (2)	93.00	0.103	11:28:40.657
6 -	50.326	28.295	1:18.621	90.62	2.115	11:29:59.278
7 -	49.594	26.912	1:16.506 (1)	93.12		11:31:15.784

P7 155		Richard HARRIS		Suzuki SV650 - HP Racing		
IDEAL LAP TIME : 1:17.699		BEST LAP TIME : 1:17.960		DIFFERENCE : 0.261		
LAP	SECTOR 1	SECTOR 2	LAP TIME	MPH	DIFF	TIME OF DAY
1 -		27.512	1:22.318	86.55	4.358	11:23:31.165
2 -	50.331	27.678	1:18.009 (2)	91.33	0.049	11:24:49.174
3 -	50.277	27.831	1:18.108 (3)	91.21	0.148	11:26:07.282
4 -	51.231	27.433	1:18.664	90.57	0.704	11:27:25.946
5 -	51.052	27.775	1:18.827	90.38	0.867	11:28:44.773
6 -	50.538	27.422	1:17.960 (1)	91.38		11:30:02.733
7 -	51.503	28.411	1:19.914	89.15	1.954	11:31:22.647

P8 12		Russell TAYLOR		Suzuki SV650 -		
IDEAL LAP TIME : 1:17.808		BEST LAP TIME : 1:18.051		DIFFERENCE : 0.243		
LAP	SECTOR 1	SECTOR 2	LAP TIME	MPH	DIFF	TIME OF DAY
1 -		27.896	1:22.873	85.97	4.822	11:23:31.720
2 -	50.391	27.660	1:18.051 (1)	91.28		11:24:49.771
3 -	50.601	27.518	1:18.119 (2)	91.20	0.068	11:26:07.890
4 -	50.290	27.867	1:18.157 (3)	91.15	0.106	11:27:26.047
5 -	51.622	27.706	1:19.328	89.81	1.277	11:28:45.375
6 -	51.101	27.856	1:18.957	90.23	0.906	11:30:04.332
7 -	52.447	28.243	1:20.690	88.29	2.639	11:31:25.022

P9 19		Kevin LILLEY		Suzuki SV650 - Trafalgar Cleaning Eqpt. / Vanson Leathers		
IDEAL LAP TIME : 1:18.286		BEST LAP TIME : 1:18.337		DIFFERENCE : 0.051		
LAP	SECTOR 1	SECTOR 2	LAP TIME	MPH	DIFF	TIME OF DAY
1 -		28.070	1:23.765	85.05	5.428	11:23:32.612
2 -	50.747	28.326	1:19.073	90.10	0.736	11:24:51.685
3 -	50.908	27.848	1:18.756 (2)	90.46	0.419	11:26:10.441
4 -	50.438	27.899	1:18.337 (1)	90.94		11:27:28.778
5 -	51.099	27.985	1:19.084	90.08	0.747	11:28:47.862
6 -	50.827	28.625	1:19.452	89.67	1.115	11:30:07.314
7 -	50.949	27.892	1:18.841 (3)	90.36	0.504	11:31:26.155

P10 86		Paul WITHERINGTON		Suzuki SV650 - PJW Plumbers		
IDEAL LAP TIME : 1:17.838		BEST LAP TIME : 1:17.940		DIFFERENCE : 0.102		
LAP	SECTOR 1	SECTOR 2	LAP TIME	MPH	DIFF	TIME OF DAY
1 -		27.953	1:24.496	84.31	6.556	11:23:33.343
2 -	50.667	27.775	1:18.442	90.82	0.502	11:24:51.785
3 -	50.544	27.396	1:17.940 (1)	91.41		11:26:09.725
4 -	50.442	27.613	1:18.055 (2)	91.27	0.115	11:27:27.780
5 -	51.286	27.516	1:18.802	90.41	0.862	11:28:46.582
6 -	50.792	27.556	1:18.348 (3)	90.93	0.408	11:30:04.930
7 -	53.622	28.195	1:21.817	87.08	3.877	11:31:26.747

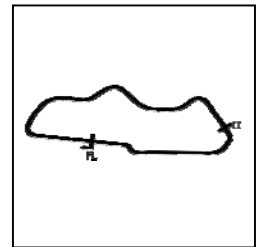
Weather / Track : Cloudy / Dry

Donington Park National
Circuit Length = 1.9790 miles
Start: 11:22 Flag 11:31 End: 11:32

BMCRC - MRO Championships 2020 - Rnd 3 @ Donington Park National

MRO Minitwins & BMCRC Rookie Minitwins

RACE 5 - SECTOR ANALYSIS



SECTOR 1 = FL to I1, SECTOR 2 = I1 to FL, DIFF = Difference To Personal Best Lap, P = Crossed Finish Line in Pit Lane, D = Time Disallowed

P11 710 R		Craig HENSTOCK		Suzuki SV650 -		
IDEAL LAP TIME : 1:18.801		BEST LAP TIME : 1:18.876		DIFFERENCE : 0.075		
LAP	SECTOR 1	SECTOR 2	LAP TIME	MPH	DIFF	TIME OF DAY
1 -		28.140	1:24.984	83.83	6.108	11:23:33.831
2 -	50.886	27.990	1:18.876 (1)	90.32		11:24:52.707
3 -	51.226	27.915	1:19.141 (3)	90.02	0.265	11:26:11.848
4 -	51.048	27.990	1:19.038 (2)	90.14	0.162	11:27:30.886
5 -	51.998	27.955	1:19.953	89.11	1.077	11:28:50.839
6 -	51.380	28.219	1:19.599	89.50	0.723	11:30:10.438
7 -	51.758	28.813	1:20.571	88.42	1.695	11:31:31.009

P12 661		Cameron HARRIS		Suzuki SV650 - HARRIS PERFORMANCE		
IDEAL LAP TIME : 1:17.330		BEST LAP TIME : 1:17.330		DIFFERENCE : 0.000		
LAP	SECTOR 1	SECTOR 2	LAP TIME	MPH	DIFF	TIME OF DAY
1 -		27.446	1:21.887	87.00	4.557	11:23:30.734
2 -	50.630	27.568	1:18.198 (3)	91.11	0.868	11:24:48.932
3 -	50.431	27.716	1:18.147 (2)	91.16	0.817	11:26:07.079
4 -	49.922	27.408	1:17.330 (1)	92.13		11:27:24.409
5 -	1:07.167	27.922	1:35.089	74.92	17.759	11:28:59.498
6 -	51.224	28.030	1:19.254	89.89	1.924	11:30:18.752
7 -	51.872	28.170	1:20.042	89.01	2.712	11:31:38.794

P13 257 R		Connor HOOD		Suzuki SV650 - CMW motorcycles		
IDEAL LAP TIME : 1:19.538		BEST LAP TIME : 1:19.538		DIFFERENCE : 0.000		
LAP	SECTOR 1	SECTOR 2	LAP TIME	MPH	DIFF	TIME OF DAY
1 -		28.704	1:25.926	82.91	6.388	11:23:34.773
2 -	51.790	28.829	1:20.619 (3)	88.37	1.081	11:24:55.392
3 -	52.425	28.650	1:21.075	87.87	1.537	11:26:16.467
4 -	52.626	29.324	1:21.950	86.93	2.412	11:27:38.417
5 -	53.272	29.137	1:22.409	86.45	2.871	11:29:00.826
6 -	51.367	28.531	1:19.898 (2)	89.17	0.360	11:30:20.724
7 -	51.279	28.259	1:19.538 (1)	89.57		11:31:40.262

P14 97 R		Alex MANN		Suzuki SV650 - TT50 Cars,Prestige,Denham Hedley Commerci		
IDEAL LAP TIME : 1:19.137		BEST LAP TIME : 1:19.137		DIFFERENCE : 0.000		
LAP	SECTOR 1	SECTOR 2	LAP TIME	MPH	DIFF	TIME OF DAY
1 -		28.848	1:26.617	82.25	7.480	11:23:35.464
2 -	51.397	28.837	1:20.234 (2)	88.79	1.097	11:24:55.698
3 -	52.337	28.656	1:20.993	87.96	1.856	11:26:16.691
4 -	52.708	29.181	1:21.889	87.00	2.752	11:27:38.580
5 -	53.443	29.193	1:22.636	86.21	3.499	11:29:01.216
6 -	51.749	28.622	1:20.371 (3)	88.64	1.234	11:30:21.587
7 -	50.815	28.322	1:19.137 (1)	90.02		11:31:40.724

P15 717 R		James SHEEHAN		Suzuki GLADIUS 650 -		
IDEAL LAP TIME : 1:19.963		BEST LAP TIME : 1:20.233		DIFFERENCE : 0.270		
LAP	SECTOR 1	SECTOR 2	LAP TIME	MPH	DIFF	TIME OF DAY
1 -		28.591	1:26.145	82.70	5.912	11:23:34.992
2 -	51.661	28.770	1:20.431 (3)	88.58	0.198	11:24:55.423
3 -	52.302	28.651	1:20.953	88.00	0.720	11:26:16.376
4 -	52.858	29.288	1:22.146	86.73	1.913	11:27:38.522
5 -	53.403	28.792	1:22.195	86.67	1.962	11:29:00.717
6 -	51.726	28.586	1:20.312 (2)	88.71	0.079	11:30:21.029
7 -	51.377	28.856	1:20.233 (1)	88.79		11:31:41.262

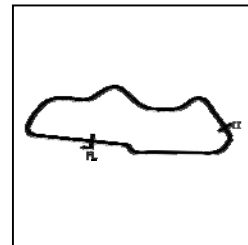
Weather / Track : Cloudy / Dry

Donington Park National
Circuit Length = 1.9790 miles
Start: 11:22 Flag 11:31 End: 11:32

BMCRC - MRO Championships 2020 - Rnd 3 @ Donington Park National

MRO Minitwins & BMCRC Rookie Minitwins

RACE 5 - SECTOR ANALYSIS



SECTOR 1 = FL to I1, SECTOR 2 = I1 to FL, DIFF = Difference To Personal Best Lap, P = Crossed Finish Line in Pit Lane, D = Time Disallowed

P16 25		Harrison DAY		Suzuki SV650 -		
IDEAL LAP TIME : 1:20.284		BEST LAP TIME : 1:20.284		DIFFERENCE : 0.000		
LAP	SECTOR 1	SECTOR 2	LAP TIME	MPH	DIFF	TIME OF DAY
1 -		29.007	1:26.348	82.51	6.064	11:23:35.195
2 -	52.166	28.567	1:20.733 (2)	88.24	0.449	11:24:55.928
3 -	52.329	28.550	1:20.879	88.09	0.595	11:26:16.807
4 -	52.793	29.278	1:22.071	86.81	1.787	11:27:38.878
5 -	53.384	29.070	1:22.454	86.40	2.170	11:29:01.332
6 -	52.189	28.587	1:20.776 (3)	88.20	0.492	11:30:22.108
7 -	51.925	28.359	1:20.284 (1)	88.74		11:31:42.392

P17 62 R		James KING		Suzuki SV650 -		
IDEAL LAP TIME : 1:20.775		BEST LAP TIME : 1:20.775		DIFFERENCE : 0.000		
LAP	SECTOR 1	SECTOR 2	LAP TIME	MPH	DIFF	TIME OF DAY
1 -		29.128	1:28.928	80.11	8.153	11:23:37.775
2 -	53.224	28.988	1:22.212	86.66	1.437	11:24:59.987
3 -	53.983	29.153	1:23.136	85.69	2.361	11:26:23.123
4 -	53.009	28.641	1:21.650 (3)	87.25	0.875	11:27:44.773
5 -	53.035	28.669	1:21.704	87.20	0.929	11:29:06.477
6 -	52.728	28.913	1:21.641 (2)	87.26	0.866	11:30:28.118
7 -	52.155	28.620	1:20.775 (1)	88.20		11:31:48.893

P18 105 R		Connor WADE		Suzuki SV650 - WELD CARE INDUSTRIES		
IDEAL LAP TIME : 1:22.389		BEST LAP TIME : 1:22.514		DIFFERENCE : 0.125		
LAP	SECTOR 1	SECTOR 2	LAP TIME	MPH	DIFF	TIME OF DAY
1 -		28.934	1:28.533	80.47	6.019	11:23:37.380
2 -	53.726	29.018	1:22.744 (3)	86.10	0.230	11:25:00.124
3 -	53.699	29.004	1:22.703 (2)	86.14	0.189	11:26:22.827
4 -	53.587	28.927	1:22.514 (1)	86.34		11:27:45.341
5 -	55.130	29.720	1:24.850	83.96	2.336	11:29:10.191
6 -	54.414	29.035	1:23.449	85.37	0.935	11:30:33.640
7 -	53.462	29.872	1:23.334	85.49	0.820	11:31:56.974

P19 81		Ricardo BRANCO		Suzuki SV650 - IMP Racing		
IDEAL LAP TIME : 1:22.393		BEST LAP TIME : 1:22.595		DIFFERENCE : 0.202		
LAP	SECTOR 1	SECTOR 2	LAP TIME	MPH	DIFF	TIME OF DAY
1 -		29.604	1:28.428	80.56	5.833	11:23:37.275
2 -	54.353	29.497	1:23.850	84.96	1.255	11:25:01.125
3 -	53.747	29.230	1:22.977 (2)	85.86	0.382	11:26:24.102
4 -	53.456	29.139	1:22.595 (1)	86.25		11:27:46.697
5 -	54.054	29.596	1:23.650	85.17	1.055	11:29:10.347
6 -	54.130	29.625	1:23.755	85.06	1.160	11:30:34.102
7 -	53.254	29.741	1:22.995 (3)	85.84	0.400	11:31:57.097

P20 71		Colin CLUNE		Suzuki SV650 -		
IDEAL LAP TIME : 1:21.866		BEST LAP TIME : 1:21.866		DIFFERENCE : 0.000		
LAP	SECTOR 1	SECTOR 2	LAP TIME	MPH	DIFF	TIME OF DAY
1 -		29.916	1:29.717	79.41	7.851	11:23:38.564
2 -	53.543	29.140	1:22.683 (2)	86.16	0.817	11:25:01.247
3 -	53.867	29.143	1:23.010 (3)	85.82	1.144	11:26:24.257
4 -	53.006	28.860	1:21.866 (1)	87.02		11:27:46.123
5 -	54.212	29.143	1:23.355	85.47	1.489	11:29:09.478
6 -	54.332	29.247	1:23.579	85.24	1.713	11:30:33.057
7 -	54.069	30.091	1:24.160	84.65	2.294	11:31:57.217

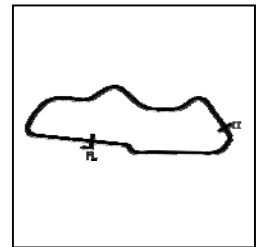
Weather / Track : Cloudy / Dry

Donington Park National
Circuit Length = 1.9790 miles
Start: 11:22 Flag 11:31 End: 11:32

BMCRC - MRO Championships 2020 - Rnd 3 @ Donington Park National

MRO Minitwins & BMCRC Rookie Minitwins

RACE 5 - SECTOR ANALYSIS



SECTOR 1 = FL to I1, SECTOR 2 = I1 to FL, DIFF = Difference To Personal Best Lap, P = Crossed Finish Line in Pit Lane, D = Time Disallowed

P21 40		Simon WILKINSON		Suzuki SV650 - S P Wilkinson Engineering Ltd		
IDEAL LAP TIME : 1:22.393		BEST LAP TIME : 1:22.645		DIFFERENCE : 0.252		
LAP	SECTOR 1	SECTOR 2	LAP TIME	MPH	DIFF	TIME OF DAY
1 -		29.536	1:30.155	79.02	7.510	11:23:39.002
2 -	53.726	29.477	1:23.203	85.62	0.558	11:25:02.205
3 -	53.707	29.307	1:23.014 (2)	85.82	0.369	11:26:25.219
4 -	53.512	29.133	1:22.645 (1)	86.20		11:27:47.864
5 -	53.784	29.555	1:23.339	85.48	0.694	11:29:11.203
6 -	53.905	29.255	1:23.160 (3)	85.67	0.515	11:30:34.363
7 -	53.260	29.940	1:23.200	85.63	0.555	11:31:57.563

P22 11 R		Darren O'LEARY		Suzuki SV650 - Pompey Motorcycle Racing		
IDEAL LAP TIME : 1:22.408		BEST LAP TIME : 1:22.590		DIFFERENCE : 0.182		
LAP	SECTOR 1	SECTOR 2	LAP TIME	MPH	DIFF	TIME OF DAY
1 -		29.857	1:31.745	77.65	9.155	11:23:40.592
2 -	54.026	29.996	1:24.022	84.79	1.432	11:25:04.614
3 -	53.256	29.560	1:22.816 (2)	86.02	0.226	11:26:27.430
4 -	53.428	29.495	1:22.923 (3)	85.91	0.333	11:27:50.353
5 -	53.869	30.989	1:24.858	83.95	2.268	11:29:15.211
6 -	53.026	29.981	1:23.007	85.83	0.417	11:30:38.218
7 -	53.208	29.382	1:22.590 (1)	86.26		11:32:00.808

P23 28		William BROWN		Suzuki SV650 -		
IDEAL LAP TIME : 1:22.641		BEST LAP TIME : 1:23.031		DIFFERENCE : 0.390		
LAP	SECTOR 1	SECTOR 2	LAP TIME	MPH	DIFF	TIME OF DAY
1 -		29.770	1:31.277	78.05	8.246	11:23:40.124
2 -	54.266	30.065	1:24.331	84.48	1.300	11:25:04.455
3 -	53.838	29.931	1:23.769	85.05	0.738	11:26:28.224
4 -	53.775	29.276	1:23.051 (2)	85.78	0.020	11:27:51.275
5 -	53.365	31.536	1:24.901	83.91	1.870	11:29:16.176
6 -	53.734	29.555	1:23.289 (3)	85.54	0.258	11:30:39.465
7 -	53.597	29.434	1:23.031 (1)	85.80		11:32:02.496

P24 23		Claire BECKETT		Suzuki SV650 - P Sheils & Sons		
IDEAL LAP TIME : 1:23.204		BEST LAP TIME : 1:23.256		DIFFERENCE : 0.052		
LAP	SECTOR 1	SECTOR 2	LAP TIME	MPH	DIFF	TIME OF DAY
1 -		29.801	1:30.773	78.48	7.517	11:23:39.620
2 -	54.595	29.456	1:24.051 (2)	84.76	0.795	11:25:03.671
3 -	54.444	29.843	1:24.287	84.52	1.031	11:26:27.958
4 -	55.214	29.411	1:24.625	84.19	1.369	11:27:52.583
5 -	54.935	29.640	1:24.575	84.24	1.319	11:29:17.158
6 -	54.309	29.869	1:24.178 (3)	84.63	0.922	11:30:41.336
7 -	53.793	29.463	1:23.256 (1)	85.57		11:32:04.592

P25 159		Benn RIDGWELL		Suzuki SV650 - Ridgely Racing		
IDEAL LAP TIME : 1:23.039		BEST LAP TIME : 1:23.196		DIFFERENCE : 0.157		
LAP	SECTOR 1	SECTOR 2	LAP TIME	MPH	DIFF	TIME OF DAY
1 -		30.216	1:30.339	78.86	7.143	11:23:39.186
2 -	53.817	29.434	1:23.251 (2)	85.58	0.055	11:25:02.437
3 -	53.974	29.222	1:23.196 (1)	85.63		11:26:25.633
4 -	54.195	29.272	1:23.467	85.35	0.271	11:27:49.100
5 -	55.053	31.730	1:26.783	82.09	3.587	11:29:15.883
6 -	55.246	30.507	1:25.753	83.08	2.557	11:30:41.636
7 -	53.943	29.318	1:23.261 (3)	85.56	0.065	11:32:04.897

Weather / Track : Cloudy / Dry

Donington Park National
Circuit Length = 1.9790 miles
Start: 11:22 Flag 11:31 End: 11:32

BMCRC - MRO Championships 2020 - Rnd 3 @ Donington Park National

MRO Minitwins & BMCRC Rookie Minitwins

RACE 5 - SECTOR ANALYSIS



SECTOR 1 = FL to I1, SECTOR 2 = I1 to FL, DIFF = Difference To Personal Best Lap, P = Crossed Finish Line in Pit Lane, D = Time Disallowed

P26 199		Michael FROST		Suzuki SV650 -		
IDEAL LAP TIME : 1:23.732		BEST LAP TIME : 1:23.732		DIFFERENCE : 0.000		
LAP	SECTOR 1	SECTOR 2	LAP TIME	MPH	DIFF	TIME OF DAY
1 -		30.200	1:32.759	76.80	9.027	11:23:41.606
2 -	55.048	29.956	1:25.004	83.81	1.272	11:25:06.610
3 -	54.361	29.997	1:24.358 (2)	84.45	0.626	11:26:30.968
4 -	54.209	29.523	1:23.732 (1)	85.08		11:27:54.700
5 -	55.610	29.592	1:25.202	83.62	1.470	11:29:19.902
6 -	54.798	29.782	1:24.580 (3)	84.23	0.848	11:30:44.482
7 -	54.748	30.014	1:24.762	84.05	1.030	11:32:09.244

P27 51		Andrew DURANT		Suzuki SV650 -		
IDEAL LAP TIME : 1:23.403		BEST LAP TIME : 1:24.015		DIFFERENCE : 0.612		
LAP	SECTOR 1	SECTOR 2	LAP TIME	MPH	DIFF	TIME OF DAY
1 -		29.836	1:31.446	77.91	7.431	11:23:40.293
2 -	54.904	29.816	1:24.720 (3)	84.09	0.705	11:25:05.013
3 -	54.094	29.965	1:24.059 (2)	84.75	0.044	11:26:29.072
4 -	54.584	29.431	1:24.015 (1)	84.80		11:27:53.087
5 -	55.146	29.589	1:24.735	84.08	0.720	11:29:17.822
6 -	53.972	32.125	1:26.097	82.75	2.082	11:30:43.919
7 -	54.970	30.541	1:25.511	83.31	1.496	11:32:09.430

P28 64		Phil ELLIS		Suzuki SV650 -		
IDEAL LAP TIME : 1:24.180		BEST LAP TIME : 1:24.289		DIFFERENCE : 0.109		
LAP	SECTOR 1	SECTOR 2	LAP TIME	MPH	DIFF	TIME OF DAY
1 -		30.840	1:33.177	76.46	8.888	11:23:42.024
2 -	54.889	30.284	1:25.173	83.64	0.884	11:25:07.197
3 -	54.433	29.884	1:24.317 (2)	84.49	0.028	11:26:31.514
4 -	54.933	29.747	1:24.680	84.13	0.391	11:27:56.194
5 -	54.457	29.832	1:24.289 (1)	84.52		11:29:20.483
6 -	54.522	29.993	1:24.515 (3)	84.30	0.226	11:30:44.998
7 -	54.599	30.039	1:24.638	84.17	0.349	11:32:09.636

P29 561		David LESLIE		Suzuki SV650 -		
IDEAL LAP TIME : 1:23.495		BEST LAP TIME : 1:23.657		DIFFERENCE : 0.162		
LAP	SECTOR 1	SECTOR 2	LAP TIME	MPH	DIFF	TIME OF DAY
1 -		30.024	1:33.984	75.80	10.327	11:23:42.831
2 -	55.564	29.839	1:25.403	83.42	1.746	11:25:08.234
3 -	54.835	29.499	1:24.334 (3)	84.48	0.677	11:26:32.568
4 -	54.142	29.515	1:23.657 (1)	85.16		11:27:56.225
5 -	55.229	29.634	1:24.863	83.95	1.206	11:29:21.088
6 -	54.314	29.616	1:23.930 (2)	84.88	0.273	11:30:45.018
7 -	55.434	29.353	1:24.787	84.02	1.130	11:32:09.805

P30 34		Andrew JOHNSON		Suzuki SV650 - Rose & Charlie Racing		
IDEAL LAP TIME : 1:22.967		BEST LAP TIME : 1:23.322		DIFFERENCE : 0.355		
LAP	SECTOR 1	SECTOR 2	LAP TIME	MPH	DIFF	TIME OF DAY
1 -		30.330	1:34.081	75.72	10.759	11:23:42.928
2 -	55.225	29.629	1:24.854	83.96	1.532	11:25:07.782
3 -	54.279	29.491	1:23.770 (3)	85.05	0.448	11:26:31.552
4 -	54.012	29.605	1:23.617 (2)	85.20	0.295	11:27:55.169
5 -	54.185	29.137	1:23.322 (1)	85.50		11:29:18.491
6 -	53.830	34.708	1:28.538	80.46	5.216	11:30:47.029
7 -	58.138	29.512	1:27.650	81.28	4.328	11:32:14.679

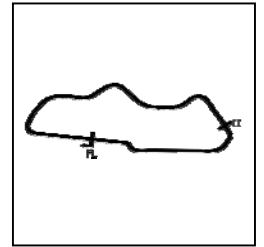
Weather / Track : Cloudy / Dry

Donington Park National
Circuit Length = 1.9790 miles
Start: 11:22 Flag 11:31 End: 11:32

BMCRC - MRO Championships 2020 - Rnd 3 @ Donington Park National

MRO Minitwins & BMCRC Rookie Minitwins

RACE 5 - SECTOR ANALYSIS



SECTOR 1 = FL to I1, SECTOR 2 = I1 to FL, DIFF = Difference To Personal Best Lap, P = Crossed Finish Line in Pit Lane, D = Time Disallowed

P31 163 R		Aaron OTTLEY		Suzuki SV650 - Sussex Motorcycle Valet, Hastings Kickboxing		
IDEAL LAP TIME : 1:23.814		BEST LAP TIME : 1:24.448		DIFFERENCE : 0.634		
LAP	SECTOR 1	SECTOR 2	LAP TIME	MPH	DIFF	TIME OF DAY
1 -		30.339	1:33.420	76.26	8.972	11:23:42.267
2 -	55.340	30.065	1:25.405	83.42	0.957	11:25:07.672
3 -	54.745	30.171	1:24.916 (2)	83.90	0.468	11:26:32.588
4 -	54.938	29.510	1:24.448 (1)	84.36		11:27:57.036
5 -	55.162	29.797	1:24.959 (3)	83.85	0.511	11:29:21.995
6 -	54.304	31.764	1:26.068	82.77	1.620	11:30:48.063
7 -	56.714	30.416	1:27.130	81.77	2.682	11:32:15.193

P32 63		Steve SMULOVIC		Suzuki SV650 - SFC Racing		
IDEAL LAP TIME : 1:25.410		BEST LAP TIME : 1:25.410		DIFFERENCE : 0.000		
LAP	SECTOR 1	SECTOR 2	LAP TIME	MPH	DIFF	TIME OF DAY
1 -		31.176	1:36.143	74.10	10.733	11:23:44.990
2 -	56.435	30.488	1:26.923	81.96	1.513	11:25:11.913
3 -	56.310	30.574	1:26.884	82.00	1.474	11:26:38.797
4 -	56.032	30.607	1:26.639	82.23	1.229	11:28:05.436
5 -	56.132	30.276	1:26.408 (3)	82.45	0.998	11:29:31.844
6 -	55.240	30.170	1:25.410 (1)	83.41		11:30:57.254
7 -	55.758	30.560	1:26.318 (2)	82.53	0.908	11:32:23.572

P33 123 R		Esteban LECOQ		Suzuki SV650 -		
IDEAL LAP TIME : 1:27.777		BEST LAP TIME : 1:27.947		DIFFERENCE : 0.170		
LAP	SECTOR 1	SECTOR 2	LAP TIME	MPH	DIFF	TIME OF DAY
1 -		32.260	1:37.180	73.31	9.233	11:23:46.027
2 -	57.073	32.003	1:29.076	79.98	1.129	11:25:15.103
3 -	57.322	31.222	1:28.544	80.46	0.597	11:26:43.647
4 -	56.915	31.032	1:27.947 (1)	81.01		11:28:11.594
5 -	57.087	30.862	1:27.949 (2)	81.00	0.002	11:29:39.543
6 -	57.014	31.388	1:28.402 (3)	80.59	0.455	11:31:07.945
7 -	58.502	31.092	1:29.594	79.52	1.647	11:32:37.539

P34 36		Max MAUD		Suzuki SV650 -		
IDEAL LAP TIME : 1:27.545		BEST LAP TIME : 1:27.545		DIFFERENCE : 0.000		
LAP	SECTOR 1	SECTOR 2	LAP TIME	MPH	DIFF	TIME OF DAY
1 -		32.526	1:39.534	71.57	11.989	11:23:48.381
2 -	57.043	31.532	1:28.575	80.43	1.030	11:25:16.956
3 -	56.861	31.400	1:28.261 (3)	80.72	0.716	11:26:45.217
4 -	56.563	31.751	1:28.314	80.67	0.769	11:28:13.531
5 -	56.671	31.038	1:27.709 (2)	81.23	0.164	11:29:41.240
6 -	56.519	31.026	1:27.545 (1)	81.38		11:31:08.785
7 -	58.365	31.083	1:29.448	79.65	1.903	11:32:38.233

P35 138 R		Craig JARMIN		Suzuki SV650 -		
IDEAL LAP TIME : 1:31.105		BEST LAP TIME : 1:31.807		DIFFERENCE : 0.702		
LAP	SECTOR 1	SECTOR 2	LAP TIME	MPH	DIFF	TIME OF DAY
1 -		33.578	1:40.245	71.07	8.438	11:23:49.092
2 -	1:00.088	33.316	1:33.404	76.27	1.597	11:25:22.496
3 -	59.979	32.863	1:32.842 (3)	76.73	1.035	11:26:55.338
4 -	1:00.375	32.834	1:33.209	76.43	1.402	11:28:28.547
5 -	59.131	32.676	1:31.807 (1)	77.60		11:30:00.354
6 -	1:00.835	31.974	1:32.809 (2)	76.76	1.002	11:31:33.163

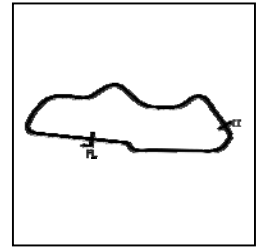
Weather / Track : Cloudy / Dry

Donington Park National
Circuit Length = 1.9790 miles
Start: 11:22 Flag 11:31 End: 11:32

BMCRC - MRO Championships 2020 - Rnd 3 @ Donington Park National

MRO Minitwins & BMCRC Rookie Minitwins

RACE 5 - SECTOR ANALYSIS



SECTOR 1 = FL to I1, SECTOR 2 = I1 to FL, DIFF = Difference To Personal Best Lap, P = Crossed Finish Line in Pit Lane, D = Time Disallowed

P36 272 R		Christopher COWAN		Suzuki SV650 - IMP Racing International		
IDEAL LAP TIME : 1:31.829		BEST LAP TIME : 1:32.529		DIFFERENCE : 0.700		
LAP	SECTOR 1	SECTOR 2	LAP TIME	MPH	DIFF	TIME OF DAY
1 -		32.084	1:41.319	70.31	8.790	11:23:50.166
2 -	1:00.155	32.374	1:32.529 (1)	76.99		11:25:22.695
3 -	1:01.410	32.802	1:34.212	75.62	1.683	11:26:56.907
4 -	1:01.023	31.674	1:32.697 (3)	76.85	0.168	11:28:29.604
5 -	1:00.728	32.124	1:32.852	76.73	0.323	11:30:02.456
6 -	1:00.783	31.896	1:32.679 (2)	76.87	0.150	11:31:35.135

P37 70		Vanessa GILLAM		Suzuki SV650 - No More Straps Ltd		
IDEAL LAP TIME : 1:40.039		BEST LAP TIME : 1:40.100		DIFFERENCE : 0.061		
LAP	SECTOR 1	SECTOR 2	LAP TIME	MPH	DIFF	TIME OF DAY
1 -		35.356	1:50.196	64.65	10.096	11:23:59.043
2 -	1:06.637	34.995	1:41.632	70.10	1.532	11:25:40.675
3 -	1:06.034	35.516	1:41.550	70.15	1.450	11:27:22.225
4 -	1:06.175	34.837	1:41.012 (3)	70.53	0.912	11:29:03.237
5 -	1:05.202	35.100	1:40.302 (2)	71.03	0.202	11:30:43.539
6 -	1:05.259	34.841	1:40.100 (1)	71.17		11:32:23.639

Weather / Track : Cloudy / Dry

Donington Park National
 Circuit Length = 1.9790 miles
 Start: 11:22 Flag 11:31 End: 11:32

BMCRC - MRO Championships 2020 - Rnd 3 @ Donington Park National

MRO Minitwins & BMCRC Rookie Minitwins

RACE 5 - BEST SECTORS

SECTOR 1			SECTOR 2			IDEAL / BEST COMPARISON						
POS	NO	NAME	TIME	NO	NAME	TIME	POS	NO	NAME	IDEAL	BEST	DIFF
									PERFECT LAP	1:15.869		
1	87	POVAH	49.095	87	POVAH	26.774	1	87	POVAH	1:15.869	1:15.935	0.066
2	26	DAVIES	49.169	232	WETHERELL	26.865	2	26	DAVIES	1:16.125	1:16.275	0.150
3	78	POVAH	49.248	95	REYNOLDS	26.912	3	232	WETHERELL	1:16.170	1:16.170	0.000
4	232	WETHERELL	49.305	26	DAVIES	26.956	4	78	POVAH	1:16.301	1:16.382	0.081
5	96	HARRIS	49.533	78	POVAH	27.053	5	95	REYNOLDS	1:16.506	1:16.506	0.000
6	95	REYNOLDS	49.594	96	HARRIS	27.149	6	96	HARRIS	1:16.682	1:16.742	0.060
7	661	HARRIS	49.922	86	WITHERINGTON	27.396	7	661	HARRIS	1:17.330	1:17.330	0.000
8	155	HARRIS	50.277	661	HARRIS	27.408	8	155	HARRIS	1:17.699	1:17.960	0.261
9	12	TAYLOR	50.290	155	HARRIS	27.422	9	12	TAYLOR	1:17.808	1:18.051	0.243
10	19	LILLEY	50.438	12	TAYLOR	27.518	10	86	WITHERINGTON	1:17.838	1:17.940	0.102
11	86	WITHERINGTON	50.442	19	LILLEY	27.848	11	19	LILLEY	1:18.286	1:18.337	0.051
12	97	MANN	50.815	710	HENSTOCK	27.915	12	710	HENSTOCK	1:18.801	1:18.876	0.075
13	710	HENSTOCK	50.886	257	HOOD	28.259	13	97	MANN	1:19.137	1:19.137	0.000
14	257	HOOD	51.279	97	MANN	28.322	14	257	HOOD	1:19.538	1:19.538	0.000
15	717	SHEEHAN	51.377	25	DAY	28.359	15	717	SHEEHAN	1:19.963	1:20.233	0.270
16	25	DAY	51.925	717	SHEEHAN	28.586	16	25	DAY	1:20.284	1:20.284	0.000
17	62	KING	52.155	62	KING	28.620	17	62	KING	1:20.775	1:20.775	0.000
18	71	CLUNE	53.006	71	CLUNE	28.860	18	71	CLUNE	1:21.866	1:21.866	0.000
19	11	O'LEARY	53.026	105	WADE	28.927	19	105	WADE	1:22.389	1:22.514	0.125
20	81	BRANCO	53.254	40	WILKINSON	29.133	20	81	BRANCO	1:22.393	1:22.595	0.202
21	40	WILKINSON	53.260	34	JOHNSON	29.137	21	40	WILKINSON	1:22.393	1:22.645	0.252
22	28	BROWN	53.365	81	BRANCO	29.139	22	11	O'LEARY	1:22.408	1:22.590	0.182
23	105	WADE	53.462	159	RIDGWELL	29.222	23	28	BROWN	1:22.641	1:23.031	0.390
24	23	BECKETT	53.793	28	BROWN	29.276	24	34	JOHNSON	1:22.967	1:23.322	0.355
25	159	RIDGWELL	53.817	561	LESLIE	29.353	25	159	RIDGWELL	1:23.039	1:23.196	0.157
26	34	JOHNSON	53.830	11	O'LEARY	29.382	26	23	BECKETT	1:23.204	1:23.256	0.052
27	51	DURANT	53.972	23	BECKETT	29.411	27	51	DURANT	1:23.403	1:24.015	0.612
28	561	LESLIE	54.142	51	DURANT	29.431	28	561	LESLIE	1:23.495	1:23.657	0.162
29	199	FROST	54.209	163	OTTLEY	29.510	29	199	FROST	1:23.732	1:23.732	0.000
30	163	OTTLEY	54.304	199	FROST	29.523	30	163	OTTLEY	1:23.814	1:24.448	0.634
31	64	ELLIS	54.433	64	ELLIS	29.747	31	64	ELLIS	1:24.180	1:24.289	0.109
32	63	SMULOVIC	55.240	63	SMULOVIC	30.170	32	63	SMULOVIC	1:25.410	1:25.410	0.000
33	36	MAUD	56.519	123	LECOQ	30.862	33	36	MAUD	1:27.545	1:27.545	0.000
34	123	LECOQ	56.915	36	MAUD	31.026	34	123	LECOQ	1:27.777	1:27.947	0.170
35	138	JARMIN	59.131	272	COWAN	31.674	35	138	JARMIN	1:31.105	1:31.807	0.702
36	272	COWAN	1:00.155	138	JARMIN	31.974	36	272	COWAN	1:31.829	1:32.529	0.700
37	70	GILLAM	1:05.202	70	GILLAM	34.837	37	70	GILLAM	1:40.039	1:40.100	0.061

Weather / Track : Cloudy / Dry

Results can be found at www.tsl-timing.com

Donington Park National
 Circuit Length = 1.9790 miles
 Start: 11:22 Flag 11:31 End: 11:32

Printed - 11:34 Sunday, 06 September 2020

BMCRC - MRO Championships 2020 - Rnd 3 @ Donington Park National

MRO Minitwins & BMCRC Rookie Minitwins

RACE 5 - STATISTICS

Competitors Started 37
Planned Start 2020-09-06 @ 10:40:00.000
Actual Start 2020-09-06 @ 11:22:08.846
Finish Time 2020-09-06 @ 11:31:11.100
Track Length 1.9790mi.
Total Laps 256
Total Distance Covered 506.6412mi.

Session Fastest Lap History

NO	CL	NAME	LAP TIME	TIME OF DAY	LAP	VEHICLE
26		Glynn DAVIES	1:17.940	11:24:47.739	2	Suzuki SV650
232		Matt WETHERELL	1:17.416	11:24:48.726	2	Suzuki SV650
232		Matt WETHERELL	1:17.246	11:26:05.959	3	Suzuki SV650
26		Glynn DAVIES	1:16.857	11:27:22.687	4	Suzuki SV650
96		Dan HARRIS	1:16.742	11:27:23.514	4	Suzuki SV650
95		John REYNOLDS	1:16.609	11:28:40.617	5	Suzuki SV650
26		Glynn DAVIES	1:16.275	11:29:56.167	6	Suzuki SV650
87		Jake POVAH	1:15.935	11:31:12.784	7	Suzuki SV650

Session Leader History

NO	CL	NAME	FROM LAP	LAPS LED	DISTANCE	VEHICLE
87		Jake POVAH	1	1	1.94 miles	Suzuki SV650
26		Glynn DAVIES	2	1	1.97 miles	Suzuki SV650
78		Keith POVAH	3	1	1.97 miles	Suzuki SV650
26		Glynn DAVIES	4	1	1.97 miles	Suzuki SV650
78		Keith POVAH	5	1	1.97 miles	Suzuki SV650
26		Glynn DAVIES	6	2	3.95 miles	Suzuki SV650

Flag History

TYPE	TIME OF DAY
GREEN	11:22:08.846
FINISH	11:31:11.100

Flag Statistics

TYPE	COUNT	TOTAL LAPS	TOTAL TIME
Green	1	7	10:40.030
Red	0	0	0.000
Safety Car	0	0	0.000
FCY	0	0	0.000

BMCRC - MRO Championships 2020 - Rnd 3 @ Donington Park National

MRO Minitwins & BMCRC Rookie Minitwins

RACE 5 - STATISTICS

CLASS :

26 Starters

Fastest Lap History

NO	NAME	LAP TIME	TIME OF DAY	LAP	VEHICLE
26	Glynn DAVIES	1:17.940	11:24:47.739	2	Suzuki SV650
232	Matt WETHERELL	1:17.416	11:24:48.726	2	Suzuki SV650
232	Matt WETHERELL	1:17.246	11:26:05.959	3	Suzuki SV650
26	Glynn DAVIES	1:16.857	11:27:22.687	4	Suzuki SV650
96	Dan HARRIS	1:16.742	11:27:23.514	4	Suzuki SV650
95	John REYNOLDS	1:16.609	11:28:40.617	5	Suzuki SV650
26	Glynn DAVIES	1:16.275	11:29:56.167	6	Suzuki SV650
87	Jake POVAH	1:15.935	11:31:12.784	7	Suzuki SV650

Leader History

NO	NAME	FROM LAP	LAPS LED	DISTANCE	VEHICLE
87	Jake POVAH	1	1	1.94 miles	Suzuki SV650
26	Glynn DAVIES	2	1	1.97 miles	Suzuki SV650
78	Keith POVAH	3	1	1.97 miles	Suzuki SV650
26	Glynn DAVIES	4	1	1.97 miles	Suzuki SV650
78	Keith POVAH	5	1	1.97 miles	Suzuki SV650
26	Glynn DAVIES	6	2	3.95 miles	Suzuki SV650

Weather / Track : Cloudy / Dry

Results can be found at www.tsl-timing.com

Page 2 of 3

Donington Park National
Circuit Length = 1.9790 miles
Start: 11:22 Flag 11:31 End: 11:32

Printed - 11:35 Sunday, 06 September 2020

BMCRC - MRO Championships 2020 - Rnd 3 @ Donington Park National

MRO Minitwins & BMCRC Rookie Minitwins

RACE 5 - STATISTICS

CLASS : R

11 Starters

Fastest Lap History

NO	NAME	LAP TIME	TIME OF DAY	LAP	VEHICLE
710	Craig HENSTOCK	1:18.876	11:24:52.707	2	Suzuki SV650

Leader History

NO	NAME	FROM LAP	LAPS LED	DISTANCE	VEHICLE
710	Craig HENSTOCK	1	7	13.81 miles	Suzuki SV650

BMCRC - MRO Championships 2020 - Rnd 3 @ Donington Park National



MRO Minitwins & BMCRC Rookie Minitwins

RACE 16 - GRID (8 Laps)

ROW 13	39		38	258	Ande FRIEND	37	70	Vanessa GILLAM	1:40.100			
ROW 12	36	272	Christopher COWAN	1:32.529	35	138	Craig JARMIN	1:31.807	34	123	Esteban LECOQ	1:27.947
ROW 11	33	36	Max MAUD	1:27.545	32	63	Steve SMULOVIC	1:25.410	31	163	Aaron OTTLEY	1:24.448
ROW 10	30	64	Phil ELLIS	1:24.289	29	51	Andrew DURANT	1:24.015	28	199	Michael FROST	1:23.732
ROW 9	27	561	David LESLIE	1:23.657	26	34	Andrew JOHNSON	1:23.322	25	23	Claire BECKETT	1:23.256
ROW 8	24	159	Benn RIDGWELL	1:23.196	23	28	William BROWN	1:23.031	22	40	Simon WILKINSON	1:22.645
ROW 7	21	81	Ricardo BRANCO	1:22.595	20	11	Darren O'LEARY	1:22.590	19	105	Connor WADE	1:22.514
ROW 6	18	71	Colin CLUNE	1:21.866	17	62	James KING	1:20.775	16	25	Harrison DAY	1:20.284
ROW 5	15	717	James SHEEHAN	1:20.233	14	257	Connor HOOD	1:19.538	13	97	Alex MANN	1:19.137
ROW 4	12	710	Craig HENSTOCK	1:18.876	11	19	Kevin LILLEY	1:18.337	10	12	Russell TAYLOR	1:18.051
ROW 3	9	155	Richard HARRIS	1:17.960	8	86	Paul WITHERINGTON	1:17.940	7	661	Cameron HARRIS	1:17.330
ROW 2	6	96	Dan HARRIS	1:16.742	5	95	John REYNOLDS	1:16.506	4	78	Keith POVAH	1:16.382
ROW 1	3	26	Glynn DAVIES	1:16.275	2	232	Matt WETHERELL	1:16.170	1	87	Jake POVAH	1:15.935

Pole

Donington Park National
Circuit Length = 1.9790 miles

These results are provisional until the conclusion of any judicial and technical matters.

Clerk Of Course :	Steward :	Timekeeper :
-------------------	-----------	--------------

Results can be found at www.tsl-timing.com

Printed - 11:36 Sunday, 06 September 2020



BMCRC - MRO Championships 2020 - Rnd 3 @ Donington Park National



MRO Minitwins & BMCRC Rookie Minitwins

RACE 16 - CLASSIFICATION

POS	NO	CL	PIC NAME	ENTRY	LAPS	TIME	GAP	DIFF	MPH	BEST	ON
1	26		1 Glynn DAVIES	Suzuki SV650 -	9	11:31.658			92.51	1:16.033	9
2	78		2 Keith POVAH	Suzuki SV650 - Instagram @crap.sack give us a foll	9	11:33.545	1.887	1.887	92.25	1:16.399	3
3	95		3 John REYNOLDS	Suzuki SV650 - Fins Motorcycles	9	11:35.146	3.488	1.601	92.04	1:16.076	6
4	87		4 Jake POVAH	Suzuki SV650 - www.78plate.com	9	11:35.641	3.983	0.495	91.98	1:16.104	6
5	232		5 Matt WETHERELL	Suzuki SV650 - MSG Racing/Lamonde.com/FWR T	9	11:41.799	10.141	6.158	91.17	1:16.969	2
6	96		6 Dan HARRIS	Suzuki SV650 - HP Racing	9	11:43.263	11.605	1.464	90.98	1:17.052	2
7	12		7 Russell TAYLOR	Suzuki SV650 -	9	11:53.648	21.990	10.385	89.65	1:17.020	2
8	661		8 Cameron HARRIS	Suzuki SV650 - HARRIS PERFORMANCE	9	11:54.237	22.579	0.589	89.58	1:17.412	2
9	155		9 Richard HARRIS	Suzuki SV650 - HP Racing	9	11:54.676	23.018	0.439	89.53	1:17.979	7
10	19		10 Kevin LILLEY	Suzuki SV650 - Trafalgar Cleaning Eqpt. / Vanson L	9	11:54.795	23.137	0.119	89.51	1:18.121	8
11	86		11 Paul WITHERINGTON	Suzuki SV650 - PJW Plumbers	9	11:59.724	28.066	4.929	88.90	1:18.740	4
12	710	R	1 Craig HENSTOCK	Suzuki SV650 -	9	12:00.363	28.705	0.639	88.82	1:18.712	7
13	97	R	2 Alex MANN	Suzuki SV650 - TT50 Cars, Prestige, Denham Hedley	9	12:08.982	37.324	8.619	87.77	1:19.969	2
14	257	R	3 Connor HOOD	Suzuki SV650 - CMW motorcycles	9	12:14.835	43.177	5.853	87.07	1:20.094	5
15	717	R	4 James SHEEHAN	Suzuki GLADIUS 650 -	9	12:15.840	44.182	1.005	86.95	1:20.725	2
16	25		12 Harrison DAY	Suzuki SV650 -	9	12:16.060	44.402	0.220	86.92	1:20.319	4
17	62	R	5 James KING	Suzuki SV650 -	9	12:16.076	44.418	0.016	86.92	1:20.243	4
18	81		13 Ricardo BRANCO	Suzuki SV650 - IMP Racing	9	12:27.615	55.957	11.539	85.58	1:21.863	2
19	40		14 Simon WILKINSON	Suzuki SV650 - S P Wilkinson Engineering Ltd	9	12:33.598	1:01.940	5.983	84.90	1:22.554	2
20	71		15 Colin CLUNE	Suzuki SV650 -	9	12:33.690	1:02.032	0.092	84.89	1:22.382	9
21	23		16 Claire BECKETT	Suzuki SV650 - P Sheils & Sons	9	12:34.640	1:02.982	0.950	84.78	1:22.726	5
22	28		17 William BROWN	Suzuki SV650 -	9	12:41.123	1:09.465	6.483	84.06	1:23.425	7
23	34		18 Andrew JOHNSON	Suzuki SV650 - Rose & Charlie Racing	9	12:43.576	1:11.918	2.453	83.79	1:23.267	7
24	159		19 Benn RIDGWELL	Suzuki SV650 - Ridgely Racing	9	12:43.972	1:12.314	0.396	83.75	1:23.138	2
25	11	R	6 Darren O'LEARY	Suzuki SV650 - Pompey Motorcycle Racing	9	12:44.422	1:12.764	0.450	83.70	1:23.469	2
26	199		20 Michael FROST	Suzuki SV650 -	9	12:46.276	1:14.618	1.854	83.50	1:23.656	9
27	64		21 Phil ELLIS	Suzuki SV650 -	9	12:47.376	1:15.718	1.100	83.38	1:23.817	4
28	105	R	7 Connor WADE	Suzuki SV650 - WELD CARE INDUSTRIES	9	12:48.044	1:16.386	0.668	83.30	1:21.911	9
29	561		22 David LESLIE	Suzuki SV650 -	9	12:51.385	1:19.727	3.341	82.94	1:23.313	9
30	51		23 Andrew DURANT	Suzuki SV650 -	9	12:53.099	1:21.441	1.714	82.76	1:23.851	8
31	63		24 Steve SMULOVIC	Suzuki SV650 - SFC Racing	8	11:31.961	1 Lap	1 Lap	82.17	1:24.926	6
32	138	R	8 Craig JARMIN	Suzuki SV650 -	8	11:59.755	1 Lap	27.794	79.00	1:26.986	7
33	36		25 Max MAUD	Suzuki SV650 -	8	12:00.522	1 Lap	0.767	78.91	1:27.356	7
34	272	R	9 Christopher COWAN	Suzuki SV650 - IMP Racing International	8	13:06.313	1 Lap	1:05.791	72.31	1:36.255	5
35	70		26 Vanessa GILLAM	Suzuki SV650 - No More Straps Ltd	7	11:57.273	2 Laps	1 Lap	69.34	1:38.836	7

NOT CLASSIFIED

DNF	163	R	Aaron OTTLEY	Suzuki SV650 - Sussex Motorcycle Valet, Hastings	1	1:32.660	8 Laps	6 Laps	75.41
-----	-----	---	--------------	--	---	----------	--------	--------	-------

FASTEST LAP

26			Glynn DAVIES	Suzuki SV650 -	9	1:16.033	93.70 mph	150.80 kph
710	R		Craig HENSTOCK	Suzuki SV650 -	7	1:18.712	90.51 mph	145.67 kph

Class - 92.5% of Race Speed = 85.57 mph
 Class R - 92.5% of Race Speed = 82.15 mph

Donington Park National
 Circuit Length = 1.9790 miles
 Start: 15:04 Flag 15:16 End: 15:18

Weather / Track : Cloudy / Dry

These results are provisional until the conclusion of any judicial and technical matters.

Clerk Of Course :	Steward :	Timekeeper :
-------------------	-----------	--------------

Results can be found at www.tsl-timing.com

Printed - 15:18 Sunday, 06 September 2020



BMCR - MRO Championships 2020 - Rnd 3 @ Donington Park National

MRO Minitwins & BMCR Rookie Minitwins

RACE 16 - LAP CHART

LAP 1 @ 15:06:14.839

NO	BEHIND	LAP TIME
26		1:19.850
78	0.396	1:20.246
95	0.614	1:20.464
87	0.709	1:20.559
232	1.126	1:20.976
96	1.478	1:21.328
12	2.001	1:21.851
661	2.540	1:22.390
155	3.170	1:23.020
86	4.274	1:24.124
19	4.304	1:24.154
97	4.555	1:24.405
710	4.746	1:24.596
717	5.202	1:25.052
257	5.915	1:25.765
62	6.627	1:26.477
25	6.634	1:26.484
81	8.021	1:27.871
23	8.896	1:28.746
40	9.144	1:28.994
11	9.426	1:29.276
71	9.622	1:29.472
105	9.826	1:29.676
28	10.472	1:30.322
159	10.502	1:30.352
199	11.055	1:30.905
34	12.113	1:31.963
64	12.131	1:31.981
163	12.810	1:32.660
63	13.441	1:33.291
561	13.576	1:33.426
51	14.100	1:33.950
138	18.738	1:38.588
36	18.911	1:38.761
272	22.651	1:42.501
70	29.136	1:48.986

LAP 2 @ 15:07:31.386

NO	BEHIND	LAP TIME
26		1:16.547
78	0.451	1:16.602
95	0.772	1:16.705
87	1.249	1:17.087
232	1.548	1:16.969
96	1.983	1:17.052
12	2.474	1:17.020
661	3.405	1:17.412
155	5.769	1:19.146
19	6.786	1:19.029
86	6.983	1:19.256
97	7.977	1:19.969
710	9.152	1:20.953
717	9.380	1:20.725
257	10.830	1:21.462
25	11.027	1:20.940
62	11.555	1:21.475
81	13.337	1:21.863
40	15.151	1:22.554
71	15.569	1:22.494
23	16.127	1:23.778
11	16.348	1:23.469
105	16.575	1:23.296

159	17.093	1:23.138
28	17.386	1:23.461
199	18.962	1:24.454
64	19.656	1:24.072
34	19.689	1:24.123
561	22.761	1:25.732
63	23.112	1:26.218
51	23.369	1:25.816
36	32.300	1:29.936
138	33.148	1:30.957
272	44.157	1:38.053
70	56.656	1:44.067

LAP 3 @ 15:08:47.988

NO	BEHIND	LAP TIME
26		1:16.602
78	0.248	1:16.399
95	0.639	1:16.469
87	1.440	1:16.793
232	1.966	1:17.020
96	3.029	1:17.648
12	3.519	1:17.647
661	4.908	1:18.105
155	7.823	1:18.656
19	9.140	1:18.956
86	9.547	1:19.166
97	11.494	1:20.119
710	11.630	1:19.080
717	13.781	1:21.003
25	14.894	1:20.469
257	15.581	1:21.353
62	15.921	1:20.968
81	19.153	1:22.418
71	21.687	1:22.720
40	22.166	1:23.617
23	23.435	1:23.910
11	24.188	1:24.442
159	24.339	1:23.848
28	24.604	1:23.820
199	26.815	1:24.455
34	27.659	1:24.572
64	28.627	1:25.573
105	30.828	1:30.855
561	31.356	1:25.197
51	32.169	1:25.402
63	32.915	1:26.405
36	44.616	1:28.918
138	44.704	1:28.158
272	1:05.591	1:38.036

LAP 4 @ 15:10:05.044

NO	BEHIND	LAP TIME
78		1:16.808
95	0.073	1:16.490
26	0.207	1:17.263
87	0.921	1:16.537
232	2.711	1:17.801
96	3.229	1:17.256
12	5.135	1:18.672
661	6.326	1:18.474
70	1 Lap	1:43.735
155	9.479	1:18.712
19	10.533	1:18.449
86	11.231	1:18.740

710	13.969	1:19.395
97	14.795	1:20.357
717	17.667	1:20.942
25	18.157	1:20.319
257	18.765	1:20.240
62	19.108	1:20.243
81	25.141	1:23.044
40	27.857	1:22.747
71	28.143	1:23.512
23	29.244	1:22.865
159	31.365	1:24.082
11	31.500	1:24.368
28	31.753	1:24.205
199	33.991	1:24.232
34	34.399	1:23.796
64	35.388	1:23.817
51	40.611	1:25.498
561	40.798	1:26.498
105	41.148	1:27.376
63	41.578	1:25.719
138	56.025	1:28.377
36	57.119	1:29.559

LAP 5 @ 15:11:21.916

NO	BEHIND	LAP TIME
78		1:16.872
26	0.097	1:16.762
95	0.493	1:17.292
87	0.802	1:16.753
232	3.435	1:17.596
96	5.154	1:18.797
12	7.304	1:19.041
661	8.578	1:19.124
272	1 Lap	1:37.304
155	11.565	1:18.958
19	12.320	1:18.659
86	13.117	1:18.758
710	16.365	1:19.268
97	19.871	1:21.948
717	21.824	1:21.029
257	21.987	1:20.094
25	22.361	1:21.076
62	23.977	1:21.741
81	30.885	1:22.616
70	1 Lap	1:41.316
40	33.694	1:22.709
71	34.082	1:22.811
23	35.098	1:22.726
28	38.963	1:24.082
11	39.117	1:24.489
159	39.389	1:24.896
34	41.175	1:23.648
199	42.074	1:24.955
64	42.733	1:24.217
51	48.593	1:24.854
105	48.705	1:24.429
561	49.101	1:25.175
63	49.947	1:25.241
138	1:08.222	1:29.069
36	1:09.770	1:29.523

LAP 6 @ 15:12:38.083

NO	BEHIND	LAP TIME
26		1:16.070

78	0.290	1:16.457
95	0.402	1:16.076
87	0.739	1:16.104
232	4.704	1:17.436
96	6.642	1:17.655
12	10.188	1:19.051
661	11.111	1:18.700
155	14.317	1:18.919
19	14.727	1:18.574
86	16.533	1:19.583
710	19.751	1:19.553
97	24.361	1:20.657
717	27.558	1:21.901
257	27.643	1:21.823
25	27.931	1:21.737
272	1 Lap	1:36.255
62	29.427	1:21.617
81	37.125	1:22.407
71	41.229	1:23.314
40	41.347	1:23.820
23	42.645	1:23.714
28	46.988	1:24.192
11	47.270	1:24.320
159	47.914	1:24.692
34	49.369	1:24.361
199	50.881	1:24.974
64	51.496	1:24.930
70	1 Lap	1:39.991
105	55.692	1:23.154
561	56.734	1:23.800
51	58.167	1:25.741
63	58.706	1:24.926

LAP 7 @ 15:13:54.459

NO	BEHIND	LAP TIME
26		1:16.376
78	0.329	1:16.415
95	1.748	1:17.722
87	1.861	1:17.498
138	1 Lap	1:28.893
36	1 Lap	1:28.570
232	5.990	1:17.662
96	7.740	1:17.474
12	13.819	1:20.007
661	13.853	1:19.118
155	15.920	1:17.979
19	16.745	1:18.394
86	19.057	1:18.900
710	22.087	1:18.712
97	28.626	1:20.641
257	32.347	1:21.080
717	32.433	1:21.251
25	32.461	1:20.906
62	33.675	1:20.624
81	43.210	1:22.461
71	47.603	1:22.750
40	47.693	1:22.722
23	49.056	1:22.787
272	1 Lap	1:36.559
28	54.037	1:23.425
11	54.633	1:23.739
159	55.459	1:23.921
34	56.260	1:23.267
199	58.236	1:23.731
64	59.053	1:23.933

105	1:03.003	1:23.687
561	1:04.843	1:24.485
51	1:05.753	1:23.962
63	1:07.400	1:25.070

LAP 8 @ 15:15:10.614

NO	BEHIND	LAP TIME
26		1:16.155
78	1.096	1:16.922
95	2.625	1:17.032
70	2 Laps	1:40.342
87	2.853	1:17.147
232	7.779	1:17.944
96	9.503	1:17.918
138	1 Lap	1:26.986
36	1 Lap	1:27.356
661	17.606	1:19.908
12	17.709	1:20.045
155	18.135	1:18.370
19	18.711	1:18.121
86	22.121	1:19.219
710	25.296	1:19.364
97	32.757	1:20.286
257	38.479	1:22.287
717	38.499	1:22.221
62	38.937	1:21.417
25	39.059	1:22.753
81	49.085	1:22.030
40	55.368	1:23.830
71	55.683	1:24.235
23	56.022	1:23.121
28	1:02.041	1:24.159
159	1:03.662	1:24.358
11	1:03.918	1:25.440
34	1:04.177	1:24.072
199	1:06.995	1:24.914
64	1:07.731	1:24.833
105	1:10.508	1:23.660
272	1 Lap	1:39.263
561	1:12.447	1:23.759
51	1:13.449	1:23.851

LAP 9 @ 15:16:26.647

NO	BEHIND	LAP TIME
26		1:16.033
63	1 Lap	1:25.091
78	1.887	1:16.824
95	3.488	1:16.896
87	3.983	1:17.163
232	10.141	1:18.395
96	11.605	1:18.135
12	21.990	1:20.314
661	22.579	1:21.006
155	23.018	1:20.916
19	23.137	1:20.459
70	2 Laps	1:38.836
86	28.066	1:21.978
138	1 Lap	1:28.727
710	28.705	1:19.442
36	1 Lap	1:27.899
97	37.324	1:20.600
257	43.177	1:20.731
717	44.182	1:21.716
25	44.402	1:21.376

Weather / Track : Cloudy / Dry

Donington Park National
Circuit Length = 1.9790 miles
Start: 15:04 Flag 15:16 End: 15:18

BMCRC - MRO Championships 2020 - Rnd 3 @ Donington Park National

MRO Minitwins & BMCRC Rookie Minitwins

RACE 16 - LAP CHART

62	44.418	1:21.514
81	55.957	1:22.905
40	1:01.940	1:22.605
71	1:02.032	1:22.382
23	1:02.982	1:22.993
28	1:09.465	1:23.457
34	1:11.918	1:23.774
159	1:12.314	1:24.685
11	1:12.764	1:24.879
199	1:14.618	1:23.656
64	1:15.718	1:24.020
105	1:16.386	1:21.911
561	1:19.727	1:23.313
51	1:21.441	1:24.025
272	1 Lap	1:38.342

BMCRC - MRO Championships 2020 - Rnd 3 @ Donington Park National

MRO Minitwins & BMCRC Rookie Minitwins

RACE 16 - SECTOR ANALYSIS



SECTOR 1 = FL to I1, SECTOR 2 = I1 to FL, DIFF = Difference To Personal Best Lap, P = Crossed Finish Line in Pit Lane, D = Time Disallowed

P1 26		Glynn DAVIES		Suzuki SV650 -		
IDEAL LAP TIME : 1:15.786		BEST LAP TIME : 1:16.033		DIFFERENCE : 0.247		
LAP	SECTOR 1	SECTOR 2	LAP TIME	MPH	DIFF	TIME OF DAY
1 -		27.388	1:19.850	89.22	3.817	15:06:14.839
2 -	49.397	27.150	1:16.547	93.07	0.514	15:07:31.386
3 -	49.653	26.949	1:16.602	93.00	0.569	15:08:47.988
4 -	49.558	27.705	1:17.263	92.21	1.230	15:10:05.251
5 -	49.337	27.425	1:16.762	92.81	0.729	15:11:22.013
6 -	49.189	26.881	1:16.070 (2)	93.65	0.037	15:12:38.083
7 -	49.484	26.892	1:16.376	93.28	0.343	15:13:54.459
8 -	48.905	27.250	1:16.155 (3)	93.55	0.122	15:15:10.614
9 -	48.939	27.094	1:16.033 (1)	93.70		15:16:26.647

P2 78		Keith POVAH		Suzuki SV650 - Instagram @crap.sack give us a follow!		
IDEAL LAP TIME : 1:16.127		BEST LAP TIME : 1:16.399		DIFFERENCE : 0.272		
LAP	SECTOR 1	SECTOR 2	LAP TIME	MPH	DIFF	TIME OF DAY
1 -		26.981	1:20.246	88.78	3.847	15:06:15.235
2 -	49.502	27.100	1:16.602	93.00	0.203	15:07:31.837
3 -	49.463	26.936	1:16.399 (1)	93.25		15:08:48.236
4 -	49.326	27.482	1:16.808	92.75	0.409	15:10:05.044
5 -	49.800	27.072	1:16.872	92.68	0.473	15:11:21.916
6 -	49.441	27.016	1:16.457 (3)	93.18	0.058	15:12:38.373
7 -	49.264	27.151	1:16.415 (2)	93.23	0.016	15:13:54.788
8 -	49.191	27.731	1:16.922	92.62	0.523	15:15:11.710
9 -	49.478	27.346	1:16.824	92.73	0.425	15:16:28.534

P3 95		John REYNOLDS		Suzuki SV650 - Fins Motorcycles		
IDEAL LAP TIME : 1:16.076		BEST LAP TIME : 1:16.076		DIFFERENCE : 0.000		
LAP	SECTOR 1	SECTOR 2	LAP TIME	MPH	DIFF	TIME OF DAY
1 -		27.585	1:20.464	88.54	4.388	15:06:15.453
2 -	49.741	26.964	1:16.705	92.88	0.629	15:07:32.158
3 -	49.604	26.865	1:16.469 (2)	93.17	0.393	15:08:48.627
4 -	49.316	27.174	1:16.490 (3)	93.14	0.414	15:10:05.117
5 -	50.152	27.140	1:17.292	92.17	1.216	15:11:22.409
6 -	49.309	26.767	1:16.076 (1)	93.65		15:12:38.485
7 -	50.145	27.577	1:17.722	91.66	1.646	15:13:56.207
8 -	49.655	27.377	1:17.032	92.48	0.956	15:15:13.239
9 -	49.513	27.383	1:16.896	92.65	0.820	15:16:30.135

P4 87		Jake POVAH		Suzuki SV650 - www.78plate.com		
IDEAL LAP TIME : 1:16.088		BEST LAP TIME : 1:16.104		DIFFERENCE : 0.016		
LAP	SECTOR 1	SECTOR 2	LAP TIME	MPH	DIFF	TIME OF DAY
1 -		27.425	1:20.559	88.43	4.455	15:06:15.548
2 -	49.798	27.289	1:17.087	92.42	0.983	15:07:32.635
3 -	49.816	26.977	1:16.793	92.77	0.689	15:08:49.428
4 -	49.226	27.311	1:16.537 (2)	93.08	0.433	15:10:05.965
5 -	49.594	27.159	1:16.753 (3)	92.82	0.649	15:11:22.718
6 -	49.242	26.862	1:16.104 (1)	93.61		15:12:38.822
7 -	50.045	27.453	1:17.498	91.93	1.394	15:13:56.320
8 -	49.711	27.436	1:17.147	92.35	1.043	15:15:13.467
9 -	49.463	27.700	1:17.163	92.33	1.059	15:16:30.630

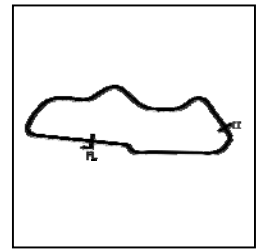
Weather / Track : Cloudy / Dry

Donington Park National
Circuit Length = 1.9790 miles
Start: 15:04 Flag 15:16 End: 15:18

BMCRC - MRO Championships 2020 - Rnd 3 @ Donington Park National

MRO Minitwins & BMCRC Rookie Minitwins

RACE 16 - SECTOR ANALYSIS



SECTOR 1 = FL to I1, SECTOR 2 = I1 to FL, DIFF = Difference To Personal Best Lap, P = Crossed Finish Line in Pit Lane, D = Time Disallowed

P5 232		Matt WETHERELL		Suzuki SV650 - MSG Racing/Lamonde.com/FWR Tyres		
IDEAL LAP TIME : 1:16.886		BEST LAP TIME : 1:16.969		DIFFERENCE : 0.083		
LAP	SECTOR 1	SECTOR 2	LAP TIME	MPH	DIFF	TIME OF DAY
1 -		27.222	1:20.976	87.98	4.007	15:06:15.965
2 -	49.805	27.164	1:16.969 (1)	92.56		15:07:32.934
3 -	49.722	27.298	1:17.020 (2)	92.50	0.051	15:08:49.954
4 -	50.336	27.465	1:17.801	91.57	0.832	15:10:07.755
5 -	50.126	27.470	1:17.596	91.81	0.627	15:11:25.351
6 -	49.905	27.531	1:17.436 (3)	92.00	0.467	15:12:42.787
7 -	50.156	27.506	1:17.662	91.73	0.693	15:14:00.449
8 -	50.088	27.856	1:17.944	91.40	0.975	15:15:18.393
9 -	50.274	28.121	1:18.395	90.88	1.426	15:16:36.788

P6 96		Dan HARRIS		Suzuki SV650 - HP Racing		
IDEAL LAP TIME : 1:17.052		BEST LAP TIME : 1:17.052		DIFFERENCE : 0.000		
LAP	SECTOR 1	SECTOR 2	LAP TIME	MPH	DIFF	TIME OF DAY
1 -		27.413	1:21.328	87.60	4.276	15:06:16.317
2 -	49.745	27.307	1:17.052 (1)	92.46		15:07:33.369
3 -	50.309	27.339	1:17.648	91.75	0.596	15:08:51.017
4 -	49.750	27.506	1:17.256 (2)	92.22	0.204	15:10:08.273
5 -	50.951	27.846	1:18.797	90.41	1.745	15:11:27.070
6 -	50.191	27.464	1:17.655	91.74	0.603	15:12:44.725
7 -	49.985	27.489	1:17.474 (3)	91.96	0.422	15:14:02.199
8 -	50.288	27.630	1:17.918	91.43	0.866	15:15:20.117
9 -	50.298	27.837	1:18.135	91.18	1.083	15:16:38.252

P7 12		Russell TAYLOR		Suzuki SV650 -		
IDEAL LAP TIME : 1:17.020		BEST LAP TIME : 1:17.020		DIFFERENCE : 0.000		
LAP	SECTOR 1	SECTOR 2	LAP TIME	MPH	DIFF	TIME OF DAY
1 -		27.271	1:21.851	87.04	4.831	15:06:16.840
2 -	49.999	27.021	1:17.020 (1)	92.50		15:07:33.860
3 -	50.480	27.167	1:17.647 (2)	91.75	0.627	15:08:51.507
4 -	50.519	28.153	1:18.672 (3)	90.56	1.652	15:10:10.179
5 -	51.250	27.791	1:19.041	90.13	2.021	15:11:29.220
6 -	51.349	27.702	1:19.051	90.12	2.031	15:12:48.271
7 -	51.789	28.218	1:20.007	89.05	2.987	15:14:08.278
8 -	51.849	28.196	1:20.045	89.00	3.025	15:15:28.323
9 -	52.486	27.828	1:20.314	88.70	3.294	15:16:48.637

P8 661		Cameron HARRIS		Suzuki SV650 - HARRIS PERFORMANCE		
IDEAL LAP TIME : 1:17.412		BEST LAP TIME : 1:17.412		DIFFERENCE : 0.000		
LAP	SECTOR 1	SECTOR 2	LAP TIME	MPH	DIFF	TIME OF DAY
1 -		27.518	1:22.390	86.47	4.978	15:06:17.379
2 -	50.205	27.207	1:17.412 (1)	92.03		15:07:34.791
3 -	50.742	27.363	1:18.105 (2)	91.21	0.693	15:08:52.896
4 -	50.617	27.857	1:18.474 (3)	90.78	1.062	15:10:11.370
5 -	51.193	27.931	1:19.124	90.04	1.712	15:11:30.494
6 -	51.024	27.676	1:18.700	90.52	1.288	15:12:49.194
7 -	51.176	27.942	1:19.118	90.05	1.706	15:14:08.312
8 -	51.648	28.260	1:19.908	89.16	2.496	15:15:28.220
9 -	52.420	28.586	1:21.006	87.95	3.594	15:16:49.226

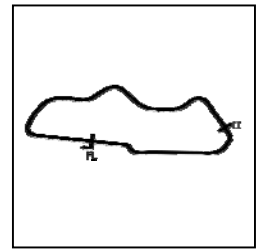
Weather / Track : Cloudy / Dry

Donington Park National
Circuit Length = 1.9790 miles
Start: 15:04 Flag 15:16 End: 15:18

BMCRC - MRO Championships 2020 - Rnd 3 @ Donington Park National

MRO Minitwins & BMCRC Rookie Minitwins

RACE 16 - SECTOR ANALYSIS



SECTOR 1 = FL to I1, SECTOR 2 = I1 to FL, DIFF = Difference To Personal Best Lap, P = Crossed Finish Line in Pit Lane, D = Time Disallowed

P9 155		Richard HARRIS		Suzuki SV650 - HP Racing		
IDEAL LAP TIME : 1:17.943		BEST LAP TIME : 1:17.979		DIFFERENCE : 0.036		
LAP	SECTOR 1	SECTOR 2	LAP TIME	MPH	DIFF	TIME OF DAY
1 -		27.939	1:23.020	85.81	5.041	15:06:18.009
2 -	51.606	27.540	1:19.146	90.01	1.167	15:07:37.155
3 -	51.006	27.650	1:18.656 (3)	90.57	0.677	15:08:55.811
4 -	51.159	27.553	1:18.712	90.51	0.733	15:10:14.523
5 -	51.242	27.716	1:18.958	90.23	0.979	15:11:33.481
6 -	51.347	27.572	1:18.919	90.27	0.940	15:12:52.400
7 -	50.631	27.348	1:17.979 (1)	91.36		15:14:10.379
8 -	50.595	27.775	1:18.370 (2)	90.91	0.391	15:15:28.749
9 -	52.238	28.678	1:20.916	88.04	2.937	15:16:49.665

P10 19		Kevin LILLEY		Suzuki SV650 - Trafalgar Cleaning Eqpt. / Vanson Leathers		
IDEAL LAP TIME : 1:17.873		BEST LAP TIME : 1:18.121		DIFFERENCE : 0.248		
LAP	SECTOR 1	SECTOR 2	LAP TIME	MPH	DIFF	TIME OF DAY
1 -		28.545	1:24.154	84.66	6.033	15:06:19.143
2 -	51.108	27.921	1:19.029	90.15	0.908	15:07:38.172
3 -	51.120	27.836	1:18.956	90.23	0.835	15:08:57.128
4 -	50.528	27.921	1:18.449 (3)	90.81	0.328	15:10:15.577
5 -	50.762	27.897	1:18.659	90.57	0.538	15:11:34.236
6 -	51.006	27.568	1:18.574	90.67	0.453	15:12:52.810
7 -	50.571	27.823	1:18.394 (2)	90.88	0.273	15:14:11.204
8 -	50.305	27.816	1:18.121 (1)	91.20		15:15:29.325
9 -	51.687	28.772	1:20.459	88.54	2.338	15:16:49.784

P11 86		Paul WITHERINGTON		Suzuki SV650 - PJW Plumbers		
IDEAL LAP TIME : 1:18.703		BEST LAP TIME : 1:18.740		DIFFERENCE : 0.037		
LAP	SECTOR 1	SECTOR 2	LAP TIME	MPH	DIFF	TIME OF DAY
1 -		28.272	1:24.124	84.69	5.384	15:06:19.113
2 -	51.439	27.817	1:19.256	89.89	0.516	15:07:38.369
3 -	51.571	27.595	1:19.166	89.99	0.426	15:08:57.535
4 -	51.113	27.627	1:18.740 (1)	90.48		15:10:16.275
5 -	51.108	27.650	1:18.758 (2)	90.46	0.018	15:11:35.033
6 -	51.897	27.686	1:19.583	89.52	0.843	15:12:54.616
7 -	51.207	27.693	1:18.900 (3)	90.29	0.160	15:14:13.516
8 -	51.174	28.045	1:19.219	89.93	0.479	15:15:32.735
9 -	51.918	30.060	1:21.978	86.90	3.238	15:16:54.713

P12 710 R		Craig HENSTOCK		Suzuki SV650 -		
IDEAL LAP TIME : 1:18.712		BEST LAP TIME : 1:18.712		DIFFERENCE : 0.000		
LAP	SECTOR 1	SECTOR 2	LAP TIME	MPH	DIFF	TIME OF DAY
1 -		28.068	1:24.596	84.21	5.884	15:06:19.585
2 -	52.643	28.310	1:20.953	88.00	2.241	15:07:40.538
3 -	51.265	27.815	1:19.080 (2)	90.09	0.368	15:08:59.618
4 -	51.358	28.037	1:19.395	89.73	0.683	15:10:19.013
5 -	51.278	27.990	1:19.268 (3)	89.88	0.556	15:11:38.281
6 -	51.598	27.955	1:19.553	89.55	0.841	15:12:57.834
7 -	50.988	27.724	1:18.712 (1)	90.51		15:14:16.546
8 -	51.440	27.924	1:19.364	89.77	0.652	15:15:35.910
9 -	51.259	28.183	1:19.442	89.68	0.730	15:16:55.352

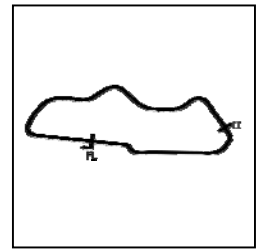
Weather / Track : Cloudy / Dry

Donington Park National
Circuit Length = 1.9790 miles
Start: 15:04 Flag 15:16 End: 15:18

BMCRC - MRO Championships 2020 - Rnd 3 @ Donington Park National

MRO Minitwins & BMCRC Rookie Minitwins

RACE 16 - SECTOR ANALYSIS



SECTOR 1 = FL to I1, SECTOR 2 = I1 to FL, DIFF = Difference To Personal Best Lap, P = Crossed Finish Line in Pit Lane, D = Time Disallowed

P13 97 R Alex MANN		Suzuki SV650 - TT50 Cars,Prestige,Denham Hedley Commerci				
IDEAL LAP TIME : 1:19.714		BEST LAP TIME : 1:19.969		DIFFERENCE : 0.255		
LAP	SECTOR 1	SECTOR 2	LAP TIME	MPH	DIFF	TIME OF DAY
1 -		28.211	1:24.405	84.40	4.436	15:06:19.394
2 -	51.610	28.359	1:19.969 (1)	89.09		15:07:39.363
3 -	51.671	28.448	1:20.119 (2)	88.92	0.150	15:08:59.482
4 -	51.749	28.608	1:20.357	88.66	0.388	15:10:19.839
5 -	53.456	28.492	1:21.948	86.94	1.979	15:11:41.787
6 -	51.894	28.763	1:20.657	88.33	0.688	15:13:02.444
7 -	52.076	28.565	1:20.641	88.35	0.672	15:14:23.085
8 -	51.543	28.743	1:20.286 (3)	88.74	0.317	15:15:43.371
9 -	51.503	29.097	1:20.600	88.39	0.631	15:17:03.971

P14 257 R Connor HOOD		Suzuki SV650 - CMW motorcycles				
IDEAL LAP TIME : 1:20.025		BEST LAP TIME : 1:20.094		DIFFERENCE : 0.069		
LAP	SECTOR 1	SECTOR 2	LAP TIME	MPH	DIFF	TIME OF DAY
1 -		28.715	1:25.765	83.07	5.671	15:06:20.754
2 -	52.603	28.859	1:21.462	87.45	1.368	15:07:42.216
3 -	52.770	28.583	1:21.353	87.57	1.259	15:09:03.569
4 -	51.958	28.282	1:20.240 (2)	88.79	0.146	15:10:23.809
5 -	52.027	28.067	1:20.094 (1)	88.95		15:11:43.903
6 -	52.613	29.210	1:21.823	87.07	1.729	15:13:05.726
7 -	52.251	28.829	1:21.080	87.87	0.986	15:14:26.806
8 -	53.082	29.205	1:22.287	86.58	2.193	15:15:49.093
9 -	52.456	28.275	1:20.731 (3)	88.25	0.637	15:17:09.824

P15 717 R James SHEEHAN		Suzuki GLADIUS 650 -				
IDEAL LAP TIME : 1:20.250		BEST LAP TIME : 1:20.725		DIFFERENCE : 0.475		
LAP	SECTOR 1	SECTOR 2	LAP TIME	MPH	DIFF	TIME OF DAY
1 -		28.274	1:25.052	83.76	4.327	15:06:20.041
2 -	52.138	28.587	1:20.725 (1)	88.25		15:07:40.766
3 -	51.976	29.027	1:21.003 (3)	87.95	0.278	15:09:01.769
4 -	52.322	28.620	1:20.942 (2)	88.02	0.217	15:10:22.711
5 -	52.671	28.358	1:21.029	87.92	0.304	15:11:43.740
6 -	52.629	29.272	1:21.901	86.99	1.176	15:13:05.641
7 -	52.663	28.588	1:21.251	87.68	0.526	15:14:26.892
8 -	52.932	29.289	1:22.221	86.65	1.496	15:15:49.113
9 -	52.696	29.020	1:21.716	87.18	0.991	15:17:10.829

P16 25 Harrison DAY		Suzuki SV650 -				
IDEAL LAP TIME : 1:20.096		BEST LAP TIME : 1:20.319		DIFFERENCE : 0.223		
LAP	SECTOR 1	SECTOR 2	LAP TIME	MPH	DIFF	TIME OF DAY
1 -		28.707	1:26.484	82.38	6.165	15:06:21.473
2 -	52.335	28.605	1:20.940	88.02	0.621	15:07:42.413
3 -	52.291	28.178	1:20.469 (2)	88.53	0.150	15:09:02.882
4 -	51.918	28.401	1:20.319 (1)	88.70		15:10:23.201
5 -	52.387	28.689	1:21.076	87.87	0.757	15:11:44.277
6 -	52.369	29.368	1:21.737	87.16	1.418	15:13:06.014
7 -	52.604	28.302	1:20.906 (3)	88.06	0.587	15:14:26.920
8 -	53.134	29.619	1:22.753	86.09	2.434	15:15:49.673
9 -	52.234	29.142	1:21.376	87.55	1.057	15:17:11.049

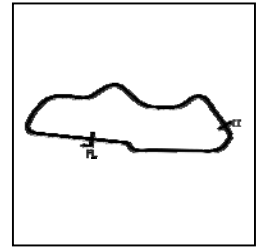
Weather / Track : Cloudy / Dry

Donington Park National
Circuit Length = 1.9790 miles
Start: 15:04 Flag 15:16 End: 15:18

BMCRC - MRO Championships 2020 - Rnd 3 @ Donington Park National

MRO Minitwins & BMCRC Rookie Minitwins

RACE 16 - SECTOR ANALYSIS



SECTOR 1 = FL to I1, SECTOR 2 = I1 to FL, DIFF = Difference To Personal Best Lap, P = Crossed Finish Line in Pit Lane, D = Time Disallowed

P17 62 R		James KING		Suzuki SV650 -		
IDEAL LAP TIME : 1:20.243		BEST LAP TIME : 1:20.243		DIFFERENCE : 0.000		
LAP	SECTOR 1	SECTOR 2	LAP TIME	MPH	DIFF	TIME OF DAY
1 -		28.818	1:26.477	82.38	6.234	15:06:21.466
2 -	52.739	28.736	1:21.475	87.44	1.232	15:07:42.941
3 -	52.461	28.507	1:20.968 (3)	87.99	0.725	15:09:03.909
4 -	52.085	28.158	1:20.243 (1)	88.78		15:10:24.152
5 -	53.118	28.623	1:21.741	87.16	1.498	15:11:45.893
6 -	52.674	28.943	1:21.617	87.29	1.374	15:13:07.510
7 -	52.211	28.413	1:20.624 (2)	88.36	0.381	15:14:28.134
8 -	52.150	29.267	1:21.417	87.50	1.174	15:15:49.551
9 -	52.616	28.898	1:21.514	87.40	1.271	15:17:11.065

P18 81		Ricardo BRANCO		Suzuki SV650 - IMP Racing		
IDEAL LAP TIME : 1:21.863		BEST LAP TIME : 1:21.863		DIFFERENCE : 0.000		
LAP	SECTOR 1	SECTOR 2	LAP TIME	MPH	DIFF	TIME OF DAY
1 -		28.934	1:27.871	81.08	6.008	15:06:22.860
2 -	52.997	28.866	1:21.863 (1)	87.03		15:07:44.723
3 -	53.250	29.168	1:22.418	86.44	0.555	15:09:07.141
4 -	53.859	29.185	1:23.044	85.79	1.181	15:10:30.185
5 -	53.697	28.919	1:22.616	86.23	0.753	15:11:52.801
6 -	53.526	28.881	1:22.407 (3)	86.45	0.544	15:13:15.208
7 -	53.587	28.874	1:22.461	86.40	0.598	15:14:37.669
8 -	53.109	28.921	1:22.030 (2)	86.85	0.167	15:15:59.699
9 -	53.640	29.265	1:22.905	85.93	1.042	15:17:22.604

P19 40		Simon WILKINSON		Suzuki SV650 - S P Wilkinson Engineering Ltd		
IDEAL LAP TIME : 1:22.468		BEST LAP TIME : 1:22.554		DIFFERENCE : 0.086		
LAP	SECTOR 1	SECTOR 2	LAP TIME	MPH	DIFF	TIME OF DAY
1 -		29.314	1:28.994	80.05	6.440	15:06:23.983
2 -	53.579	28.975	1:22.554 (1)	86.30		15:07:46.537
3 -	54.485	29.132	1:23.617	85.20	1.063	15:09:10.154
4 -	53.625	29.122	1:22.747	86.10	0.193	15:10:32.901
5 -	53.562	29.147	1:22.709 (3)	86.14	0.155	15:11:55.610
6 -	54.367	29.453	1:23.820	84.99	1.266	15:13:19.430
7 -	53.493	29.229	1:22.722	86.12	0.168	15:14:42.152
8 -	54.108	29.722	1:23.830	84.98	1.276	15:16:05.982
9 -	53.587	29.018	1:22.605 (2)	86.24	0.051	15:17:28.587

P20 71		Colin CLUNE		Suzuki SV650 -		
IDEAL LAP TIME : 1:22.284		BEST LAP TIME : 1:22.382		DIFFERENCE : 0.098		
LAP	SECTOR 1	SECTOR 2	LAP TIME	MPH	DIFF	TIME OF DAY
1 -		29.062	1:29.472	79.62	7.090	15:06:24.461
2 -	53.532	28.962	1:22.494 (2)	86.36	0.112	15:07:46.955
3 -	53.833	28.887	1:22.720 (3)	86.12	0.338	15:09:09.675
4 -	53.893	29.619	1:23.512	85.31	1.130	15:10:33.187
5 -	53.757	29.054	1:22.811	86.03	0.429	15:11:55.998
6 -	54.105	29.209	1:23.314	85.51	0.932	15:13:19.312
7 -	53.409	29.341	1:22.750	86.09	0.368	15:14:42.062
8 -	53.953	30.282	1:24.235	84.58	1.853	15:16:06.297
9 -	53.507	28.875	1:22.382 (1)	86.48		15:17:28.679

Weather / Track : Cloudy / Dry

Donington Park National
Circuit Length = 1.9790 miles
Start: 15:04 Flag 15:16 End: 15:18

BMCRC - MRO Championships 2020 - Rnd 3 @ Donington Park National

MRO Minitwins & BMCRC Rookie Minitwins

RACE 16 - SECTOR ANALYSIS



SECTOR 1 = FL to I1, SECTOR 2 = I1 to FL, DIFF = Difference To Personal Best Lap, P = Crossed Finish Line in Pit Lane, D = Time Disallowed

P21 23		Claire BECKETT		Suzuki SV650 - P Sheils & Sons		
IDEAL LAP TIME : 1:21.830		BEST LAP TIME : 1:22.726		DIFFERENCE : 0.896		
LAP	SECTOR 1	SECTOR 2	LAP TIME	MPH	DIFF	TIME OF DAY
1 -		29.819	1:28.746	80.28	6.020	15:06:23.735
2 -	54.100	29.678	1:23.778	85.04	1.052	15:07:47.513
3 -	54.472	29.438	1:23.910	84.90	1.184	15:09:11.423
4 -	53.907	28.958	1:22.865 (3)	85.97	0.139	15:10:34.288
5 -	53.408	29.318	1:22.726 (1)	86.12		15:11:57.014
6 -	54.326	29.388	1:23.714	85.10	0.988	15:13:20.728
7 -	52.872	29.915	1:22.787 (2)	86.05	0.061	15:14:43.515
8 -	53.849	29.272	1:23.121	85.71	0.395	15:16:06.636
9 -	53.758	29.235	1:22.993	85.84	0.267	15:17:29.629

P22 28		William BROWN		Suzuki SV650 -		
IDEAL LAP TIME : 1:22.974		BEST LAP TIME : 1:23.425		DIFFERENCE : 0.451		
LAP	SECTOR 1	SECTOR 2	LAP TIME	MPH	DIFF	TIME OF DAY
1 -		29.458	1:30.322	78.88	6.897	15:06:25.311
2 -	53.879	29.582	1:23.461 (3)	85.36	0.036	15:07:48.772
3 -	54.725	29.095	1:23.820	84.99	0.395	15:09:12.592
4 -	54.506	29.699	1:24.205	84.61	0.780	15:10:36.797
5 -	54.625	29.457	1:24.082	84.73	0.657	15:12:00.879
6 -	54.939	29.253	1:24.192	84.62	0.767	15:13:25.071
7 -	53.913	29.512	1:23.425 (1)	85.40		15:14:48.496
8 -	54.637	29.522	1:24.159	84.65	0.734	15:16:12.655
9 -	54.001	29.456	1:23.457 (2)	85.36	0.032	15:17:36.112

P23 34		Andrew JOHNSON		Suzuki SV650 - Rose & Charlie Racing		
IDEAL LAP TIME : 1:23.248		BEST LAP TIME : 1:23.267		DIFFERENCE : 0.019		
LAP	SECTOR 1	SECTOR 2	LAP TIME	MPH	DIFF	TIME OF DAY
1 -		29.601	1:31.963	77.47	8.696	15:06:26.952
2 -	54.298	29.825	1:24.123	84.69	0.856	15:07:51.075
3 -	55.460	29.112	1:24.572	84.24	1.305	15:09:15.647
4 -	54.439	29.357	1:23.796	85.02	0.529	15:10:39.443
5 -	54.238	29.410	1:23.648 (2)	85.17	0.381	15:12:03.091
6 -	54.776	29.585	1:24.361	84.45	1.094	15:13:27.452
7 -	54.250	29.017	1:23.267 (1)	85.56		15:14:50.719
8 -	54.766	29.306	1:24.072	84.74	0.805	15:16:14.791
9 -	54.231	29.543	1:23.774 (3)	85.04	0.507	15:17:38.565

P24 159		Benn RIDGWELL		Suzuki SV650 - Ridgely Racing		
IDEAL LAP TIME : 1:23.138		BEST LAP TIME : 1:23.138		DIFFERENCE : 0.000		
LAP	SECTOR 1	SECTOR 2	LAP TIME	MPH	DIFF	TIME OF DAY
1 -		29.163	1:30.352	78.85	7.214	15:06:25.341
2 -	54.095	29.043	1:23.138 (1)	85.69		15:07:48.479
3 -	54.519	29.329	1:23.848 (2)	84.97	0.710	15:09:12.327
4 -	54.625	29.457	1:24.082	84.73	0.944	15:10:36.409
5 -	55.416	29.480	1:24.896	83.92	1.758	15:12:01.305
6 -	55.346	29.346	1:24.692	84.12	1.554	15:13:25.997
7 -	54.618	29.303	1:23.921 (3)	84.89	0.783	15:14:49.918
8 -	54.947	29.411	1:24.358	84.45	1.220	15:16:14.276
9 -	55.367	29.318	1:24.685	84.13	1.547	15:17:38.961

Weather / Track : Cloudy / Dry

Donington Park National
Circuit Length = 1.9790 miles
Start: 15:04 Flag 15:16 End: 15:18

BMCRC - MRO Championships 2020 - Rnd 3 @ Donington Park National

MRO Minitwins & BMCRC Rookie Minitwins

RACE 16 - SECTOR ANALYSIS



SECTOR 1 = FL to I1, SECTOR 2 = I1 to FL, DIFF = Difference To Personal Best Lap, P = Crossed Finish Line in Pit Lane, D = Time Disallowed

P25 11 R		Darren O'LEARY		Suzuki SV650 - Pompey Motorcycle Racing		
IDEAL LAP TIME : 1:23.379		BEST LAP TIME : 1:23.469		DIFFERENCE : 0.090		
LAP	SECTOR 1	SECTOR 2	LAP TIME	MPH	DIFF	TIME OF DAY
1 -		29.994	1:29.276	79.80	5.807	15:06:24.265
2 -	53.975	29.494	1:23.469 (1)	85.35		15:07:47.734
3 -	54.480	29.962	1:24.442	84.37	0.973	15:09:12.176
4 -	54.381	29.987	1:24.368	84.44	0.899	15:10:36.544
5 -	54.706	29.783	1:24.489	84.32	1.020	15:12:01.033
6 -	54.585	29.735	1:24.320 (3)	84.49	0.851	15:13:25.353
7 -	54.330	29.409	1:23.739 (2)	85.08	0.270	15:14:49.092
8 -	55.513	29.927	1:25.440	83.38	1.971	15:16:14.532
9 -	55.475	29.404	1:24.879	83.93	1.410	15:17:39.411

P26 199		Michael FROST		Suzuki SV650 -		
IDEAL LAP TIME : 1:23.572		BEST LAP TIME : 1:23.656		DIFFERENCE : 0.084		
LAP	SECTOR 1	SECTOR 2	LAP TIME	MPH	DIFF	TIME OF DAY
1 -		29.376	1:30.905	78.37	7.249	15:06:25.894
2 -	54.976	29.478	1:24.454	84.36	0.798	15:07:50.348
3 -	55.394	29.061	1:24.455	84.36	0.799	15:09:14.803
4 -	54.781	29.451	1:24.232 (3)	84.58	0.576	15:10:39.035
5 -	55.532	29.423	1:24.955	83.86	1.299	15:12:03.990
6 -	55.282	29.692	1:24.974	83.84	1.318	15:13:28.964
7 -	54.511	29.220	1:23.731 (2)	85.08	0.075	15:14:52.695
8 -	55.699	29.215	1:24.914	83.90	1.258	15:16:17.609
9 -	54.580	29.076	1:23.656 (1)	85.16		15:17:41.265

P27 64		Phil ELLIS		Suzuki SV650 -		
IDEAL LAP TIME : 1:23.558		BEST LAP TIME : 1:23.817		DIFFERENCE : 0.259		
LAP	SECTOR 1	SECTOR 2	LAP TIME	MPH	DIFF	TIME OF DAY
1 -		29.988	1:31.981	77.45	8.164	15:06:26.970
2 -	54.544	29.528	1:24.072	84.74	0.255	15:07:51.042
3 -	55.888	29.685	1:25.573	83.25	1.756	15:09:16.615
4 -	54.035	29.782	1:23.817 (1)	85.00		15:10:40.432
5 -	54.639	29.578	1:24.217	84.59	0.400	15:12:04.649
6 -	55.024	29.906	1:24.930	83.88	1.113	15:13:29.579
7 -	54.410	29.523	1:23.933 (2)	84.88	0.116	15:14:53.512
8 -	55.204	29.629	1:24.833	83.98	1.016	15:16:18.345
9 -	54.491	29.529	1:24.020 (3)	84.79	0.203	15:17:42.365

P28 105 R		Connor WADE		Suzuki SV650 - WELD CARE INDUSTRIES		
IDEAL LAP TIME : 1:21.911		BEST LAP TIME : 1:21.911		DIFFERENCE : 0.000		
LAP	SECTOR 1	SECTOR 2	LAP TIME	MPH	DIFF	TIME OF DAY
1 -		29.042	1:29.676	79.44	7.765	15:06:24.665
2 -	54.386	28.910	1:23.296 (3)	85.53	1.385	15:07:47.961
3 -	54.443	36.412	1:30.855	78.41	8.944	15:09:18.816
4 -	57.386	29.990	1:27.376	81.54	5.465	15:10:46.192
5 -	55.385	29.044	1:24.429	84.38	2.518	15:12:10.621
6 -	54.405	28.749	1:23.154 (2)	85.68	1.243	15:13:33.775
7 -	54.433	29.254	1:23.687	85.13	1.776	15:14:57.462
8 -	54.323	29.337	1:23.660	85.16	1.749	15:16:21.122
9 -	53.564	28.347	1:21.911 (1)	86.98		15:17:43.033

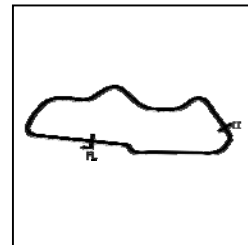
Weather / Track : Cloudy / Dry

Donington Park National
Circuit Length = 1.9790 miles
Start: 15:04 Flag 15:16 End: 15:18

BMCRC - MRO Championships 2020 - Rnd 3 @ Donington Park National

MRO Minitwins & BMCRC Rookie Minitwins

RACE 16 - SECTOR ANALYSIS



SECTOR 1 = FL to I1, SECTOR 2 = I1 to FL, DIFF = Difference To Personal Best Lap, P = Crossed Finish Line in Pit Lane, D = Time Disallowed

P29 561		David LESLIE		Suzuki SV650 -		
IDEAL LAP TIME : 1:23.059		BEST LAP TIME : 1:23.313		DIFFERENCE : 0.254		
LAP	SECTOR 1	SECTOR 2	LAP TIME	MPH	DIFF	TIME OF DAY
1 -		29.631	1:33.426	76.25	10.113	15:06:28.415
2 -	56.285	29.447	1:25.732	83.10	2.419	15:07:54.147
3 -	55.626	29.571	1:25.197	83.62	1.884	15:09:19.344
4 -	56.334	30.164	1:26.498	82.36	3.185	15:10:45.842
5 -	55.996	29.179	1:25.175	83.64	1.862	15:12:11.017
6 -	55.010	28.790	1:23.800 (3)	85.01	0.487	15:13:34.817
7 -	55.093	29.392	1:24.485	84.33	1.172	15:14:59.302
8 -	54.463	29.296	1:23.759 (2)	85.06	0.446	15:16:23.061
9 -	54.269	29.044	1:23.313 (1)	85.51		15:17:46.374

P30 51		Andrew DURANT		Suzuki SV650 -		
IDEAL LAP TIME : 1:23.819		BEST LAP TIME : 1:23.851		DIFFERENCE : 0.032		
LAP	SECTOR 1	SECTOR 2	LAP TIME	MPH	DIFF	TIME OF DAY
1 -		29.734	1:33.950	75.83	10.099	15:06:28.939
2 -	56.116	29.700	1:25.816	83.02	1.965	15:07:54.755
3 -	55.873	29.529	1:25.402	83.42	1.551	15:09:20.157
4 -	55.325	30.173	1:25.498	83.33	1.647	15:10:45.655
5 -	55.081	29.773	1:24.854	83.96	1.003	15:12:10.509
6 -	56.051	29.690	1:25.741	83.09	1.890	15:13:36.250
7 -	54.435	29.527	1:23.962 (2)	84.85	0.111	15:15:00.212
8 -	54.333	29.518	1:23.851 (1)	84.96		15:16:24.063
9 -	54.539	29.486	1:24.025 (3)	84.79	0.174	15:17:48.088

P31 63		Steve SMULOVIC		Suzuki SV650 - SFC Racing		
IDEAL LAP TIME : 1:24.790		BEST LAP TIME : 1:24.926		DIFFERENCE : 0.136		
LAP	SECTOR 1	SECTOR 2	LAP TIME	MPH	DIFF	TIME OF DAY
1 -		29.890	1:33.291	76.36	8.365	15:06:28.280
2 -	56.072	30.146	1:26.218	82.63	1.292	15:07:54.498
3 -	56.571	29.834	1:26.405	82.45	1.479	15:09:20.903
4 -	55.966	29.753	1:25.719	83.11	0.793	15:10:46.622
5 -	55.496	29.745	1:25.241	83.58	0.315	15:12:11.863
6 -	55.204	29.722	1:24.926 (1)	83.89		15:13:36.789
7 -	55.334	29.736	1:25.070 (2)	83.75	0.144	15:15:01.859
8 -	55.068	30.023	1:25.091 (3)	83.72	0.165	15:16:26.950

P32 138 R		Craig JARMIN		Suzuki SV650 -		
IDEAL LAP TIME : 1:26.929		BEST LAP TIME : 1:26.986		DIFFERENCE : 0.057		
LAP	SECTOR 1	SECTOR 2	LAP TIME	MPH	DIFF	TIME OF DAY
1 -		32.949	1:38.588	72.26	11.602	15:06:33.577
2 -	59.528	31.429	1:30.957	78.32	3.971	15:08:04.534
3 -	57.565	30.593	1:28.158 (2)	80.81	1.172	15:09:32.692
4 -	57.581	30.796	1:28.377 (3)	80.61	1.391	15:11:01.069
5 -	58.114	30.955	1:29.069	79.99	2.083	15:12:30.138
6 -	57.665	31.228	1:28.893	80.14	1.907	15:13:59.031
7 -	56.336	30.650	1:26.986 (1)	81.90		15:15:26.017
8 -	57.535	31.192	1:28.727	80.29	1.741	15:16:54.744

Weather / Track : Cloudy / Dry

Donington Park National
Circuit Length = 1.9790 miles
Start: 15:04 Flag 15:16 End: 15:18

BMCRC - MRO Championships 2020 - Rnd 3 @ Donington Park National

MRO Minitwins & BMCRC Rookie Minitwins

RACE 16 - SECTOR ANALYSIS



SECTOR 1 = FL to I1, SECTOR 2 = I1 to FL, DIFF = Difference To Personal Best Lap, P = Crossed Finish Line in Pit Lane, D = Time Disallowed

P33 36		Max MAUD		Suzuki SV650 -		
IDEAL LAP TIME : 1:27.356		BEST LAP TIME : 1:27.356		DIFFERENCE : 0.000		
LAP	SECTOR 1	SECTOR 2	LAP TIME	MPH	DIFF	TIME OF DAY
1 -		32.804	1:38.761	72.13	11.405	15:06:33.750
2 -	57.964	31.972	1:29.936	79.21	2.580	15:08:03.686
3 -	57.773	31.145	1:28.918	80.12	1.562	15:09:32.604
4 -	58.076	31.483	1:29.559	79.55	2.203	15:11:02.163
5 -	57.363	32.160	1:29.523	79.58	2.167	15:12:31.686
6 -	57.379	31.191	1:28.570 (3)	80.44	1.214	15:14:00.256
7 -	56.484	30.872	1:27.356 (1)	81.55		15:15:27.612
8 -	56.880	31.019	1:27.899 (2)	81.05	0.543	15:16:55.511

P34 272 R		Christopher COWAN		Suzuki SV650 - IMP Racing International		
IDEAL LAP TIME : 1:35.399		BEST LAP TIME : 1:36.255		DIFFERENCE : 0.856		
LAP	SECTOR 1	SECTOR 2	LAP TIME	MPH	DIFF	TIME OF DAY
1 -		32.955	1:42.501	69.50	6.246	15:06:37.490
2 -	1:04.910	33.143	1:38.053	72.66	1.798	15:08:15.543
3 -	1:04.906	33.130	1:38.036	72.67	1.781	15:09:53.579
4 -	1:04.996	32.308	1:37.304 (3)	73.22	1.049	15:11:30.883
5 -	1:03.091	33.164	1:36.255 (1)	74.01		15:13:07.138
6 -	1:03.678	32.881	1:36.559 (2)	73.78	0.304	15:14:43.697
7 -	1:05.362	33.901	1:39.263	71.77	3.008	15:16:22.960
8 -	1:04.637	33.705	1:38.342	72.44	2.087	15:18:01.302

P35 70		Vanessa GILLAM		Suzuki SV650 - No More Straps Ltd		
IDEAL LAP TIME : 1:38.836		BEST LAP TIME : 1:38.836		DIFFERENCE : 0.000		
LAP	SECTOR 1	SECTOR 2	LAP TIME	MPH	DIFF	TIME OF DAY
1 -		35.434	1:48.986	65.37	10.150	15:06:43.975
2 -	1:08.378	35.689	1:44.067	68.46	5.231	15:08:28.042
3 -	1:07.407	36.328	1:43.735	68.68	4.899	15:10:11.777
4 -	1:06.165	35.151	1:41.316	70.32	2.480	15:11:53.093
5 -	1:05.496	34.495	1:39.991 (2)	71.25	1.155	15:13:33.084
6 -	1:05.390	34.952	1:40.342 (3)	71.00	1.506	15:15:13.426
7 -	1:04.381	34.455	1:38.836 (1)	72.08		15:16:52.262

P36 163 R		Aaron OTTLEY		Suzuki SV650 - Sussex Motorcycle Valet, Hastings Kickboxing		
IDEAL LAP TIME :		BEST LAP TIME :		DIFFERENCE :		
LAP	SECTOR 1	SECTOR 2	LAP TIME	MPH	DIFF	TIME OF DAY
1 -		29.918	1:32.660	76.88		15:06:27.649

BMCRC - MRO Championships 2020 - Rnd 3 @ Donington Park National

MRO Minitwins & BMCRC Rookie Minitwins

RACE 16 - BEST SECTORS

SECTOR 1				SECTOR 2			IDEAL / BEST COMPARISON					
POS	NO	NAME	TIME	NO	NAME	TIME	POS	NO	NAME	IDEAL	BEST	DIFF
									PERFECT LAP	1:15.672		
1	26	DAVIES	48.905	95	REYNOLDS	26.767	1	26	DAVIES	1:15.786	1:16.033	0.247
2	78	POVAH	49.191	87	POVAH	26.862	2	95	REYNOLDS	1:16.076	1:16.076	0.000
3	87	POVAH	49.226	26	DAVIES	26.881	3	87	POVAH	1:16.088	1:16.104	0.016
4	95	REYNOLDS	49.309	78	POVAH	26.936	4	78	POVAH	1:16.127	1:16.399	0.272
5	232	WETHERELL	49.722	12	TAYLOR	27.021	5	232	WETHERELL	1:16.886	1:16.969	0.083
6	96	HARRIS	49.745	232	WETHERELL	27.164	6	12	TAYLOR	1:17.020	1:17.020	0.000
7	12	TAYLOR	49.999	661	HARRIS	27.207	7	96	HARRIS	1:17.052	1:17.052	0.000
8	661	HARRIS	50.205	96	HARRIS	27.307	8	661	HARRIS	1:17.412	1:17.412	0.000
9	19	LILLEY	50.305	155	HARRIS	27.348	9	19	LILLEY	1:17.873	1:18.121	0.248
10	155	HARRIS	50.595	19	LILLEY	27.568	10	155	HARRIS	1:17.943	1:17.979	0.036
11	710	HENSTOCK	50.988	86	WITHERINGTON	27.595	11	86	WITHERINGTON	1:18.703	1:18.740	0.037
12	86	WITHERINGTON	51.108	710	HENSTOCK	27.724	12	710	HENSTOCK	1:18.712	1:18.712	0.000
13	97	MANN	51.503	257	HOOD	28.067	13	97	MANN	1:19.714	1:19.969	0.255
14	25	DAY	51.918	62	KING	28.158	14	257	HOOD	1:20.025	1:20.094	0.069
15	257	HOOD	51.958	25	DAY	28.178	15	25	DAY	1:20.096	1:20.319	0.223
16	717	SHEEHAN	51.976	97	MANN	28.211	16	62	KING	1:20.243	1:20.243	0.000
17	62	KING	52.085	717	SHEEHAN	28.274	17	717	SHEEHAN	1:20.250	1:20.725	0.475
18	23	BECKETT	52.872	105	WADE	28.347	18	23	BECKETT	1:21.830	1:22.726	0.896
19	81	BRANCO	52.997	561	LESLIE	28.790	19	81	BRANCO	1:21.863	1:21.863	0.000
20	71	CLUNE	53.409	81	BRANCO	28.866	20	105	WADE	1:21.911	1:21.911	0.000
21	40	WILKINSON	53.493	71	CLUNE	28.875	21	71	CLUNE	1:22.284	1:22.382	0.098
22	105	WADE	53.564	23	BECKETT	28.958	22	40	WILKINSON	1:22.468	1:22.554	0.086
23	28	BROWN	53.879	40	WILKINSON	28.975	23	28	BROWN	1:22.974	1:23.425	0.451
24	11	O'LEARY	53.975	34	JOHNSON	29.017	24	561	LESLIE	1:23.059	1:23.313	0.254
25	64	ELLIS	54.035	159	RIDGWELL	29.043	25	159	RIDGWELL	1:23.138	1:23.138	0.000
26	159	RIDGWELL	54.095	199	FROST	29.061	26	34	JOHNSON	1:23.248	1:23.267	0.019
27	34	JOHNSON	54.231	28	BROWN	29.095	27	11	O'LEARY	1:23.379	1:23.469	0.090
28	561	LESLIE	54.269	11	O'LEARY	29.404	28	64	ELLIS	1:23.558	1:23.817	0.259
29	51	DURANT	54.333	51	DURANT	29.486	29	199	FROST	1:23.572	1:23.656	0.084
30	199	FROST	54.511	64	ELLIS	29.523	30	51	DURANT	1:23.819	1:23.851	0.032
31	63	SMULOVIC	55.068	63	SMULOVIC	29.722	31	63	SMULOVIC	1:24.790	1:24.926	0.136
32	138	JARMIN	56.336	163	OTTLEY	29.918	32	138	JARMIN	1:26.929	1:26.986	0.057
33	36	MAUD	56.484	138	JARMIN	30.593	33	36	MAUD	1:27.356	1:27.356	0.000
34	272	COWAN	1:03.091	36	MAUD	30.872	34	272	COWAN	1:35.399	1:36.255	0.856
35	70	GILLAM	1:04.381	272	COWAN	32.308	35	70	GILLAM	1:38.836	1:38.836	0.000
36				70	GILLAM	34.455	36	163	OTTLEY			

Weather / Track : Cloudy / Dry

Donington Park National
 Circuit Length = 1.9790 miles
 Start: 15:04 Flag 15:16 End: 15:18

Results can be found at www.tsl-timing.com

Printed - 15:18 Sunday, 06 September 2020

BMCRC - MRO Championships 2020 - Rnd 3 @ Donington Park National

MRO Minitwins & BMCRC Rookie Minitwins

RACE 16 - STATISTICS

Competitors Started 36
Planned Start 2020-09-06 @ 15:00:00.000
Actual Start 2020-09-06 @ 15:04:54.988
Finish Time 2020-09-06 @ 15:16:26.646
Track Length 1.9790mi.
Total Laps 310
Total Distance Covered 613.5108mi.

Session Fastest Lap History

NO	CL	NAME	LAP TIME	TIME OF DAY	LAP	VEHICLE
26		Glynn DAVIES	1:16.547	15:07:31.405	2	Suzuki SV650
78		Keith POVAH	1:16.399	15:08:48.237	3	Suzuki SV650
26		Glynn DAVIES	1:16.070	15:12:38.102	6	Suzuki SV650
26		Glynn DAVIES	1:16.033	15:16:26.666	9	Suzuki SV650

Session Leader History

NO	CL	NAME	FROM LAP	LAPS LED	DISTANCE	VEHICLE
26		Glynn DAVIES	1	3	5.89 miles	Suzuki SV650
78		Keith POVAH	4	2	3.95 miles	Suzuki SV650
26		Glynn DAVIES	6	4	7.91 miles	Suzuki SV650

Flag History

TYPE	TIME OF DAY
GREEN	15:04:54.988
FINISH	15:16:26.646

Flag Statistics

TYPE	COUNT	TOTAL LAPS	TOTAL TIME
Green	1	9	13:09.989
Red	0	0	0.000
Safety Car	0	0	0.000
FCY	0	0	0.000

BMCRC - MRO Championships 2020 - Rnd 3 @ Donington Park National

MRO Minitwins & BMCRC Rookie Minitwins

RACE 16 - STATISTICS

CLASS :

26 Starters

Fastest Lap History

NO	NAME	LAP TIME	TIME OF DAY	LAP	VEHICLE
26	Glynn DAVIES	1:16.547	15:07:31.405	2	Suzuki SV650
78	Keith POVAH	1:16.399	15:08:48.237	3	Suzuki SV650
26	Glynn DAVIES	1:16.070	15:12:38.102	6	Suzuki SV650
26	Glynn DAVIES	1:16.033	15:16:26.666	9	Suzuki SV650

Leader History

NO	NAME	FROM LAP	LAPS LED	DISTANCE	VEHICLE
26	Glynn DAVIES	1	3	5.89 miles	Suzuki SV650
78	Keith POVAH	4	2	3.95 miles	Suzuki SV650
26	Glynn DAVIES	6	4	7.91 miles	Suzuki SV650

BMCRC - MRO Championships 2020 - Rnd 3 @ Donington Park National

MRO Minitwins & BMCRC Rookie Minitwins

RACE 16 - STATISTICS

CLASS : R

10 Starters

Fastest Lap History

NO	NAME	LAP TIME	TIME OF DAY	LAP	VEHICLE
97	Alex MANN	1:19.969	15:07:39.378	2	Suzuki SV650
710	Craig HENSTOCK	1:19.080	15:08:59.618	3	Suzuki SV650
710	Craig HENSTOCK	1:18.712	15:14:16.545	7	Suzuki SV650

Leader History

NO	NAME	FROM LAP	LAPS LED	DISTANCE	VEHICLE
97	Alex MANN	1	3	5.89 miles	Suzuki SV650
710	Craig HENSTOCK	4	6	11.87 miles	Suzuki SV650

BMCRC-MRO Championships 2020



Kawasaki



ACU TEAM GREEN JUNIOR CUP & SENIOR 300

Donington Park National Circuit

5th / 6th September 2020



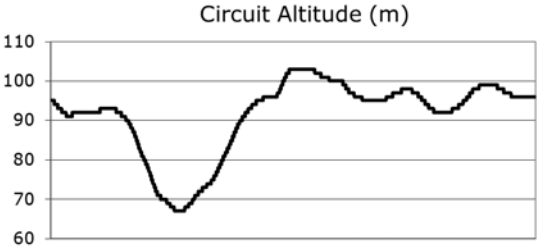
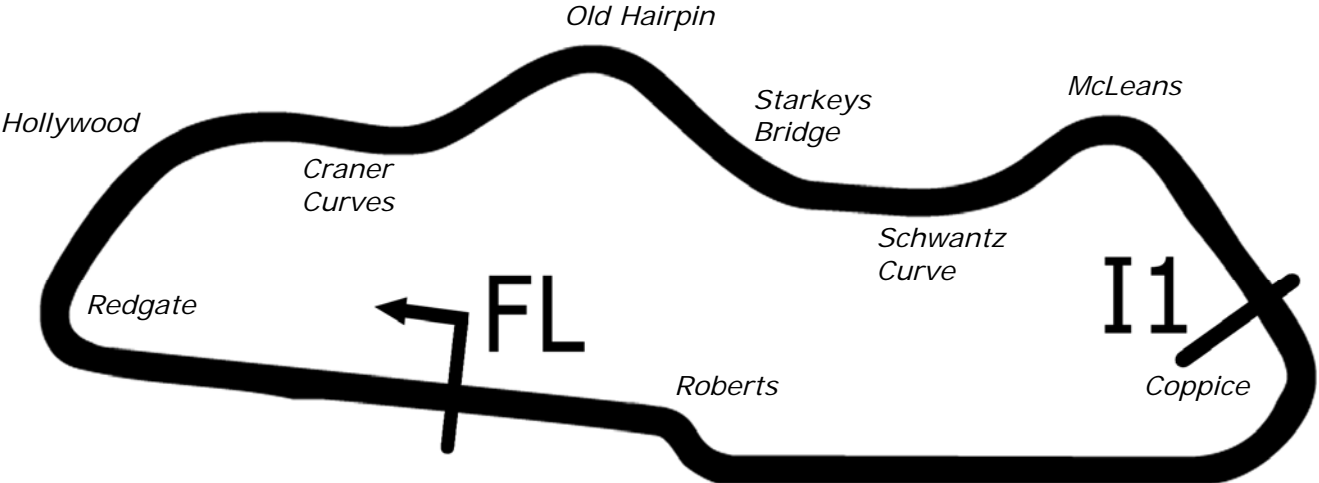
Results Provided by Timing Solutions Ltd
www.tsl-timing.com

Donington Park National



SPORTS TIMING

TIMING SOLUTIONS LTD



Length	1.9790 miles	3185.0 m	
FL		52.82971 N	1.37867 W
I1	2096m	52.82978 N	1.36508 W
Pit Entry	3100m	52.82951 N	1.37832 W
Pit Exit	229m after FL	52.82996 N	1.38205 W
Pit Entry–Pit Exit 256m, 15.3s @60kph, 11.5s @80kph			

All results available at www.tsl-timing.com

ACU Team Green Junior Cup & Senior 300

QUALIFYING - CLASSIFICATION

Kawasaki

POS	NO	CL	PIC NAME	ENTRY	TIME	ON	LAPS	GAP	DIFF	MPH
1	50	J	1 Fred McMULLAN	Kawasaki NINJA 300 - Orwell motorcycles Ipswich	1:23.434	4	8			85.39
2	2	S	1 Joe THOMAS	Kawasaki NINJA 400 - 3D Racing	1:23.513	4	8	0.079	0.079	85.31
3	130	J	2 Owen MELLOR	Kawasaki NINJA 300 - Team Mellor Racing	1:23.670	4	8	0.236	0.157	85.15
4	196	J	3 Jack KIRSCH	Kawasaki NINJA 400 -	1:23.915	4	8	0.481	0.245	84.90
5	113	J	4 Mikey HARDIE	Kawasaki NINJA 400 - 113 Events Ltd	1:24.244	3	4	0.810	0.329	84.57
6	47	J	5 Joe FARRAGHER	Kawasaki NINJA 400 - J C Utilities Ltd	1:25.100	8	8	1.666	0.856	83.72
7	55	J	6 Harrison DESSOY	Kawasaki NINJA 400 - Eastern Garage Racing	1:25.749	8	8	2.315	0.649	83.08
8	77	J	7 Joe WHITE	Kawasaki NINJA 300 - Just In Graphics /Silverman Field	1:26.117	4	7	2.683	0.368	82.73
9	17	J	8 Charlotte MARCUZZO	Kawasaki NINJA 300 - Mack Solutions	1:26.460	8	8	3.026	0.343	82.40
10	19	S	2 Kathryn WALKER	Kawasaki NINJA 300 - Shorrock Motorcycles & AutoSmart	1:26.631	8	8	3.197	0.171	82.24
11	131	J	9 Dylan MELLOR	Kawasaki NINJA 300 - Team Mellor Racing	1:27.317	5	8	3.883	0.686	81.59
12	0	S	3 Gael MACHARD	Kawasaki NINJA 400 -	1:27.920	6	6	4.486	0.603	81.03
13	34	J	10 Oliver ARBON	Kawasaki NINJA 300 -	1:28.064	8	8	4.630	0.144	80.90
14	177	S	4 Mark HARDY	Kawasaki NINJA 400 - me	1:28.154	3	8	4.720	0.090	80.82
15	65	S	5 Konrad BREESE	Kawasaki NINJA 300 - STIHL Racing	1:28.271	4	8	4.837	0.117	80.71
16	221	J	11 Lewis LAKEY	Kawasaki NINJA 300 -	1:29.327	7	8	5.893	1.056	79.75
17	88	S	6 David COURT	Kawasaki NINJA 300 -	1:30.911	7	7	7.477	1.584	78.36
18	400	S	7 Stuart THURTL	Kawasaki NINJA 400 - TeamTortoise Racing	1:31.174	6	6	7.740	0.263	78.14
19	81	P12	1 Keo WALKER	Kawasaki NINJA 300 - Martin Wight Electrical	1:31.326	8	8	7.892	0.152	78.01
20	70	S	8 Justin WHITE	Kawasaki NINJA 300 - Just In Graphics	1:31.365	7	8	7.931	0.039	77.97
21	40	S	9 Tom SPALDING	Kawasaki NINJA 300 -	1:31.424	7	7	7.990	0.059	77.92
22	66	S	10 Mark SMITH	Kawasaki NINJA 300 - MHP EXHAUST'S	1:31.560	7	7	8.126	0.136	77.81
23	97	J	12 Ben PLATT	Kawasaki NINJA 400 - adss ltd	1:31.573	7	7	8.139	0.013	77.80
24	48	S	11 Kevin SABBARTON	Kawasaki NINJA 300 - Karen Castle Opticians	1:32.035	7	7	8.601	0.462	77.41
25	777	P12	2 Maximus HARDY	Kawasaki NINJA 400 - DAD	1:32.273	7	7	8.839	0.238	77.21
26	99	S	12 Grant WALDER	Kawasaki NINJA 300 - Fins Motorcycles	1:32.446	3	8	9.012	0.173	77.06
27	60	P12	3 Lennon DOCHERTY	Kawasaki NINJA 300 - Doc Fit Training	1:33.223	7	7	9.789	0.777	76.42
28	96	S	13 Giovanni BELIOSSI	Kawasaki NINJA 300 - ASR Accident Storage Recovery	1:34.828	7	7	11.394	1.605	75.13
29	18	J	13 George HIGGINS	Kawasaki NINJA 300 -	1:41.111	7	7	17.677	6.283	70.46
30	12	J	14 Cameron CARR	Kawasaki NINJA 300 - Fairburn Heating Solutions	1:41.155	5	7	17.721	0.044	70.43
31	71	S	14 Karie HENLY	Kawasaki NINJA 300 - Thomas Racing	1:42.697	3	7	19.263	1.542	69.37
32	52	J	15 Connor WRIGHT	Kawasaki NINJA 300 - MUM & DAD	1:46.790	6	6	23.356	4.093	66.71

Weather / Track : Cloudy / Dry

These results are provisional until the conclusion of any judicial and technical matters.

Donington Park National
Circuit Length = 1.9790 miles
Start: 09:29 Flag 09:41 End: 09:43

Clerk Of Course :	Steward :	Timekeeper :
-------------------	-----------	--------------

Results can be found at www.tsl-timing.com

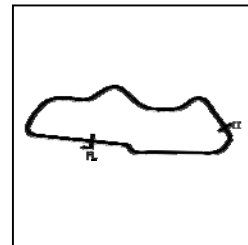
Printed - 09:43 Saturday, 05 September 2020



BMCRC - MRO Championships 2020 - Rnd 3 @ Donington Park National

ACU Team Green Junior Cup & Senior 300

QUALIFYING - SECTOR ANALYSIS



SECTOR 1 = FL to I1, SECTOR 2 = I1 to FL, DIFF = Difference To Personal Best Lap, P = Crossed Finish Line in Pit Lane, D = Time Disallowed

P1 50 J Fred McMULLAN		Kawasaki NINJA 300 - Orwell motorcycles Ipswich				
IDEAL LAP TIME : 1:23.304		BEST LAP TIME : 1:23.434		DIFFERENCE : 0.130		
LAP	SECTOR 1	SECTOR 2	LAP TIME	MPH	DIFF	TIME OF DAY
1 -	56.541	30.921	1:27.462	81.45	4.028	09:31:54.137
2 -	54.204	29.764	1:23.968 (2)	84.84	0.534	09:33:18.105
3 -	55.182	29.704	1:24.886	83.93	1.452	09:34:42.991
4 -	53.600	29.834	1:23.434 (1)	85.39		09:36:06.425
5 -	55.455	30.628	1:26.083	82.76	2.649	09:37:32.508
6 -	54.340	30.380	1:24.720 (3)	84.09	1.286	09:38:57.228
7 -	56.310	32.610	1:28.920	80.12	5.486	09:40:26.148
8 -	54.921	30.372	1:25.293	83.53	1.859	09:41:51.441

P2 2 S Joe THOMAS		Kawasaki NINJA 400 - 3D Racing				
IDEAL LAP TIME : 1:22.997		BEST LAP TIME : 1:23.513		DIFFERENCE : 0.516		
LAP	SECTOR 1	SECTOR 2	LAP TIME	MPH	DIFF	TIME OF DAY
1 -	56.372	30.505	1:26.877	82.00	3.364	09:31:53.775
2 -	54.014	29.596	1:23.610 (2)	85.21	0.097	09:33:17.385
3 -	55.008	29.256	1:24.264	84.55	0.751	09:34:41.649
4 -	53.741	29.772	1:23.513 (1)	85.31		09:36:05.162
5 -	54.465	29.808	1:24.273	84.54	0.760	09:37:29.435
6 -	53.927	29.940	1:23.867	84.95	0.354	09:38:53.302
7 -	58.074	30.656	1:28.730	80.29	5.217	09:40:22.032
8 -	54.181	29.515	1:23.696 (3)	85.12	0.183	09:41:45.728

P3 130 J Owen MELLOR		Kawasaki NINJA 300 - Team Mellor Racing				
IDEAL LAP TIME : 1:23.670		BEST LAP TIME : 1:23.670		DIFFERENCE : 0.000		
LAP	SECTOR 1	SECTOR 2	LAP TIME	MPH	DIFF	TIME OF DAY
1 -	56.398	30.849	1:27.247	81.66	3.577	09:31:52.328
2 -	55.142	30.305	1:25.447 (3)	83.38	1.777	09:33:17.775
3 -	56.111	29.712	1:25.823	83.01	2.153	09:34:43.598
4 -	53.980	29.690	1:23.670 (1)	85.15		09:36:07.268
5 -	56.752	30.766	1:27.518	81.40	3.848	09:37:34.786
6 -	54.817	30.189	1:25.006 (2)	83.81	1.336	09:38:59.792
7 -	54.435	32.592	1:27.027	81.86	3.357	09:40:26.819
8 -	55.844	30.722	1:26.566	82.30	2.896	09:41:53.385

P4 196 J Jack KIRSCH		Kawasaki NINJA 400 -				
IDEAL LAP TIME : 1:23.415		BEST LAP TIME : 1:23.915		DIFFERENCE : 0.500		
LAP	SECTOR 1	SECTOR 2	LAP TIME	MPH	DIFF	TIME OF DAY
1 -	57.106	30.818	1:27.924	81.03	4.009	09:31:54.340
2 -	54.244	29.790	1:24.034 (2)	84.78	0.119	09:33:18.374
3 -	55.263	29.577	1:24.840 (3)	83.97	0.925	09:34:43.214
4 -	53.838	30.077	1:23.915 (1)	84.90		09:36:07.129
5 -	55.935	30.780	1:26.715	82.16	2.800	09:37:33.844
6 -	54.672	30.677	1:25.349	83.47	1.434	09:38:59.193
7 -	55.122	32.245	1:27.367	81.54	3.452	09:40:26.560
8 -	55.187	30.532	1:25.719	83.11	1.804	09:41:52.279

P5 113 J Mikey HARDIE		Kawasaki NINJA 400 - 113 Events Ltd				
IDEAL LAP TIME : 1:24.244		BEST LAP TIME : 1:24.244		DIFFERENCE : 0.000		
LAP	SECTOR 1	SECTOR 2	LAP TIME	MPH	DIFF	TIME OF DAY
1 -	57.052	30.780	1:27.832	81.11	3.588	09:31:52.239
2 -	55.012	30.352	1:25.364 (3)	83.46	1.120	09:33:17.603
3 -	54.430	29.814	1:24.244 (1)	84.57		09:34:41.847
4 -	54.439	29.899	1:24.338 (2)	84.47	0.094	09:36:06.185

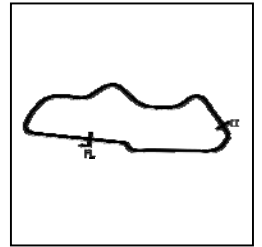
Weather / Track : Cloudy / Dry

Donington Park National
Circuit Length = 1.9790 miles
Start: 09:29 Flag 09:41 End: 09:43

BMCRC - MRO Championships 2020 - Rnd 3 @ Donington Park National

ACU Team Green Junior Cup & Senior 300

QUALIFYING - SECTOR ANALYSIS



SECTOR 1 = FL to I1, SECTOR 2 = I1 to FL, DIFF = Difference To Personal Best Lap, P = Crossed Finish Line in Pit Lane, D = Time Disallowed

P6 47 J Joe FARRAGHER		Kawasaki NINJA 400 - J C Utilities Ltd				
IDEAL LAP TIME : 1:25.100		BEST LAP TIME : 1:25.100		DIFFERENCE : 0.000		
LAP	SECTOR 1	SECTOR 2	LAP TIME	MPH	DIFF	TIME OF DAY
1 -	58.055	30.870	1:28.925	80.11	3.825	09:31:55.490
2 -	57.211	30.934	1:28.145	80.82	3.045	09:33:23.635
3 -	55.479	30.531	1:26.010	82.83	0.910	09:34:49.645
4 -	54.749	30.882	1:25.631 (2)	83.20	0.531	09:36:15.276
5 -	55.704	31.515	1:27.219	81.68	2.119	09:37:42.495
6 -	55.721	31.154	1:26.875	82.01	1.775	09:39:09.370
7 -	55.259	30.617	1:25.876 (3)	82.96	0.776	09:40:35.246
8 -	54.748	30.352	1:25.100 (1)	83.72		09:42:00.346

P7 55 J Harrison DESOY		Kawasaki NINJA 400 - Eastern Garage Racing				
IDEAL LAP TIME : 1:25.749		BEST LAP TIME : 1:25.749		DIFFERENCE : 0.000		
LAP	SECTOR 1	SECTOR 2	LAP TIME	MPH	DIFF	TIME OF DAY
1 -	1:01.925	32.468	1:34.393	75.47	8.644	09:32:23.324
2 -	58.149	31.292	1:29.441	79.65	3.692	09:33:52.765
3 -	56.581	31.251	1:27.832	81.11	2.083	09:35:20.597
4 -	55.988	31.742	1:27.730	81.21	1.981	09:36:48.327
5 -	57.176	31.549	1:28.725	80.30	2.976	09:38:17.052
6 -	55.763	30.876	1:26.639 (3)	82.23	0.890	09:39:43.691
7 -	55.470	30.799	1:26.269 (2)	82.58	0.520	09:41:09.960
8 -	55.343	30.406	1:25.749 (1)	83.08		09:42:35.709

P8 77 J Joe WHITE		Kawasaki NINJA 300 - Just In Graphics /Silverman Field				
IDEAL LAP TIME : 1:26.117		BEST LAP TIME : 1:26.117		DIFFERENCE : 0.000		
LAP	SECTOR 1	SECTOR 2	LAP TIME	MPH	DIFF	TIME OF DAY
1 -	58.181	31.648	1:29.829	79.31	3.712	09:32:00.243
2 -	56.393	31.947	1:28.340	80.65	2.223	09:33:28.583
3 -	57.341	33.534	1:30.875	78.40	4.758	09:34:59.458
4 -	54.820	31.297	1:26.117 (1)	82.73		09:36:25.575
5 -	57.324	32.494	1:29.818	79.32	3.701	09:37:55.393
6 -	55.319	32.134	1:27.453 (2)	81.46	1.336	09:39:22.846
7 -	56.623	31.431	1:28.054 (3)	80.91	1.937	09:40:50.900

P9 17 J Charlotte MARCUZZO		Kawasaki NINJA 300 - Mack Solutions				
IDEAL LAP TIME : 1:26.460		BEST LAP TIME : 1:26.460		DIFFERENCE : 0.000		
LAP	SECTOR 1	SECTOR 2	LAP TIME	MPH	DIFF	TIME OF DAY
1 -	59.109	32.055	1:31.164	78.15	4.704	09:31:59.736
2 -	56.661	32.150	1:28.811	80.22	2.351	09:33:28.547
3 -	56.656	31.406	1:28.062	80.90	1.602	09:34:56.609
4 -	56.497	31.327	1:27.824	81.12	1.364	09:36:24.433
5 -	56.014	31.150	1:27.164 (2)	81.73	0.704	09:37:51.597
6 -	56.610	31.077	1:27.687 (3)	81.25	1.227	09:39:19.284
7 -	56.378	31.587	1:27.965	80.99	1.505	09:40:47.249
8 -	55.499	30.961	1:26.460 (1)	82.40		09:42:13.709

P10 19 S Kathryn WALKER		Kawasaki NINJA 300 - Shorrock Motorcycles & AutoSmart Presti				
IDEAL LAP TIME : 1:26.631		BEST LAP TIME : 1:26.631		DIFFERENCE : 0.000		
LAP	SECTOR 1	SECTOR 2	LAP TIME	MPH	DIFF	TIME OF DAY
1 -	59.632	32.120	1:31.752	77.65	5.121	09:32:08.947
2 -	57.134	32.062	1:29.196	79.87	2.565	09:33:38.143
3 -	57.816	31.626	1:29.442	79.65	2.811	09:35:07.585
4 -	58.614	32.547	1:31.161	78.15	4.530	09:36:38.746
5 -	56.997	32.013	1:29.010	80.04	2.379	09:38:07.756
6 -	56.718	31.674	1:28.392 (2)	80.60	1.761	09:39:36.148
7 -	56.709	31.988	1:28.697 (3)	80.32	2.066	09:41:04.845
8 -	55.672	30.959	1:26.631 (1)	82.24		09:42:31.476

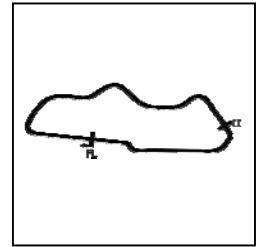
Weather / Track : Cloudy / Dry

Donington Park National
Circuit Length = 1.9790 miles
Start: 09:29 Flag 09:41 End: 09:43

BMCRC - MRO Championships 2020 - Rnd 3 @ Donington Park National

ACU Team Green Junior Cup & Senior 300

QUALIFYING - SECTOR ANALYSIS



SECTOR 1 = FL to I1, SECTOR 2 = I1 to FL, DIFF = Difference To Personal Best Lap, P = Crossed Finish Line in Pit Lane, D = Time Disallowed

P11 131 J		Dylan MELLOR		Kawasaki NINJA 300 - Team Mellor Racing			
IDEAL LAP TIME : 1:27.317		BEST LAP TIME : 1:27.317		DIFFERENCE : 0.000			
LAP	SECTOR 1	SECTOR 2	LAP TIME	MPH	DIFF	TIME OF DAY	
1 -	59.392	31.718	1:31.110	78.19	3.793	09:31:59.879	
2 -	57.189	31.651	1:28.840	80.19	1.523	09:33:28.719	
3 -	56.738	31.192	1:27.930 (3)	81.02	0.613	09:34:56.649	
4 -	56.623	31.270	1:27.893 (2)	81.06	0.576	09:36:24.542	
5 -	56.207	31.110	1:27.317 (1)	81.59		09:37:51.859	
6 -	56.596	34.745	1:31.341	78.00	4.024	09:39:23.200	
7 -	57.761	31.695	1:29.456	79.64	2.139	09:40:52.656	
8 -	57.495	32.014	1:29.509	79.59	2.192	09:42:22.165	

P12 0 S		Gael MACHARD		Kawasaki NINJA 400 -			
IDEAL LAP TIME : 1:27.920		BEST LAP TIME : 1:27.920		DIFFERENCE : 0.000			
LAP	SECTOR 1	SECTOR 2	LAP TIME	MPH	DIFF	TIME OF DAY	
1 -	1:00.934	32.720	1:33.654	76.07	5.734	09:35:24.615	
2 -	1:00.564	32.862	1:33.426	76.25	5.506	09:36:58.041	
3 -	58.211	32.181	1:30.392 (3)	78.81	2.472	09:38:28.433	
4 -	59.217	33.902	1:33.119	76.51	5.199	09:40:01.552	
5 -	57.747	32.156	1:29.903 (2)	79.24	1.983	09:41:31.455	
6 -	56.438	31.482	1:27.920 (1)	81.03		09:42:59.375	

P13 34 J		Oliver ARBON		Kawasaki NINJA 300 -			
IDEAL LAP TIME : 1:28.064		BEST LAP TIME : 1:28.064		DIFFERENCE : 0.000			
LAP	SECTOR 1	SECTOR 2	LAP TIME	MPH	DIFF	TIME OF DAY	
1 -	59.013	32.439	1:31.452	77.90	3.388	09:32:02.346	
2 -	57.083	31.755	1:28.838	80.19	0.774	09:33:31.184	
3 -	57.124	32.004	1:29.128	79.93	1.064	09:35:00.312	
4 -	56.750	31.830	1:28.580 (2)	80.43	0.516	09:36:28.892	
5 -	57.439	32.357	1:29.796	79.34	1.732	09:37:58.688	
6 -	56.690	32.334	1:29.024	80.03	0.960	09:39:27.712	
7 -	56.846	31.798	1:28.644 (3)	80.37	0.580	09:40:56.356	
8 -	56.608	31.456	1:28.064 (1)	80.90		09:42:24.420	

P14 177 S		Mark HARDY		Kawasaki NINJA 400 - me			
IDEAL LAP TIME : 1:27.939		BEST LAP TIME : 1:28.154		DIFFERENCE : 0.215			
LAP	SECTOR 1	SECTOR 2	LAP TIME	MPH	DIFF	TIME OF DAY	
1 -	1:03.322	32.359	1:35.681	74.46	7.527	09:32:25.763	
2 -	57.363	32.268	1:29.631	79.48	1.477	09:33:55.394	
3 -	56.999	31.155	1:28.154 (1)	80.82		09:35:23.548	
4 -	57.603	31.792	1:29.395	79.69	1.241	09:36:52.943	
5 -	57.288	31.763	1:29.051	80.00	0.897	09:38:21.994	
6 -	57.259	31.642	1:28.901 (3)	80.14	0.747	09:39:50.895	
7 -	56.784	31.569	1:28.353 (2)	80.63	0.199	09:41:19.248	
8 -	57.351	32.195	1:29.546	79.56	1.392	09:42:48.794	

P15 65 S		Konrad BREESE		Kawasaki NINJA 300 - STIHL Racing			
IDEAL LAP TIME : 1:28.030		BEST LAP TIME : 1:28.271		DIFFERENCE : 0.241			
LAP	SECTOR 1	SECTOR 2	LAP TIME	MPH	DIFF	TIME OF DAY	
1 -	1:01.933	32.415	1:34.348	75.51	6.077	09:32:33.797	
2 -	59.114	33.402	1:32.516	77.00	4.245	09:34:06.313	
3 -	57.466	31.888	1:29.354	79.73	1.083	09:35:35.667	
4 -	56.779	31.492	1:28.271 (1)	80.71		09:37:03.938	
5 -	56.812	31.738	1:28.550	80.45	0.279	09:38:32.488	
6 -	56.826	31.544	1:28.370 (2)	80.62	0.099	09:40:00.858	
7 -	57.184	31.251	1:28.435 (3)	80.56	0.164	09:41:29.293	
8 -	57.459	31.320	1:28.779	80.25	0.508	09:42:58.072	

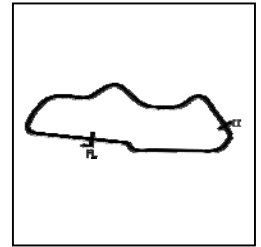
Weather / Track : Cloudy / Dry

Donington Park National
Circuit Length = 1.9790 miles
Start: 09:29 Flag 09:41 End: 09:43

BMCRC - MRO Championships 2020 - Rnd 3 @ Donington Park National

ACU Team Green Junior Cup & Senior 300

QUALIFYING - SECTOR ANALYSIS



SECTOR 1 = FL to I1, SECTOR 2 = I1 to FL, DIFF = Difference To Personal Best Lap, P = Crossed Finish Line in Pit Lane, D = Time Disallowed

P16 221 J		Lewis LAKEY		Kawasaki NINJA 300 -		
IDEAL LAP TIME : 1:28.827		BEST LAP TIME : 1:29.327		DIFFERENCE : 0.500		
LAP	SECTOR 1	SECTOR 2	LAP TIME	MPH	DIFF	TIME OF DAY
1 -	1:05.210	34.087	1:39.297	71.75	9.970	09:32:22.070
2 -	1:00.513	33.108	1:33.621	76.10	4.294	09:33:55.691
3 -	58.475	31.813	1:30.288	78.91	0.961	09:35:25.979
4 -	59.006	32.536	1:31.542	77.82	2.215	09:36:57.521
5 -	58.303	31.959	1:30.262 (3)	78.93	0.935	09:38:27.783
6 -	59.630	32.840	1:32.470	77.04	3.143	09:40:00.253
7 -	57.409	31.918	1:29.327 (1)	79.75		09:41:29.580
8 -	57.996	31.418	1:29.414 (2)	79.68	0.087	09:42:58.994

P17 88 S		David COURT		Kawasaki NINJA 300 -		
IDEAL LAP TIME : 1:30.365		BEST LAP TIME : 1:30.911		DIFFERENCE : 0.546		
LAP	SECTOR 1	SECTOR 2	LAP TIME	MPH	DIFF	TIME OF DAY
1 -	1:04.222	33.773	1:37.995	72.70	7.084	09:33:03.057
2 -	1:01.042	33.051	1:34.093	75.71	3.182	09:34:37.150
3 -	59.202	32.441	1:31.643 (2)	77.74	0.732	09:36:08.793
4 -	59.451	34.155	1:33.606	76.11	2.695	09:37:42.399
5 -	59.848	33.232	1:33.080	76.54	2.169	09:39:15.479
6 -	58.771	33.011	1:31.782 (3)	77.62	0.871	09:40:47.261
7 -	57.924	32.987	1:30.911 (1)	78.36		09:42:18.172

P18 400 S		Stuart THURTLÉ		Kawasaki NINJA 400 - TeamTortoise Racing		
IDEAL LAP TIME : 1:31.174		BEST LAP TIME : 1:31.174		DIFFERENCE : 0.000		
LAP	SECTOR 1	SECTOR 2	LAP TIME	MPH	DIFF	TIME OF DAY
1 -	1:04.548	34.971	1:39.519	71.59	8.345	09:35:15.329
2 -	1:00.962	33.934	1:34.896 (3)	75.07	3.722	09:36:50.225
3 -	1:02.010	33.970	1:35.980	74.23	4.806	09:38:26.205
4 -	1:01.012	34.100	1:35.112	74.90	3.938	09:40:01.317
5 -	59.129	32.754	1:31.883 (2)	77.54	0.709	09:41:33.200
6 -	58.733	32.441	1:31.174 (1)	78.14		09:43:04.374

P19 81 P12		Keo WALKER		Kawasaki NINJA 300 - Martin Wight Electrical		
IDEAL LAP TIME : 1:30.814		BEST LAP TIME : 1:31.326		DIFFERENCE : 0.512		
LAP	SECTOR 1	SECTOR 2	LAP TIME	MPH	DIFF	TIME OF DAY
1 -	1:03.197	33.625	1:36.822	73.58	5.496	09:32:16.795
2 -	59.751	33.454	1:33.205	76.44	1.879	09:33:50.000
3 -	59.693	32.435	1:32.128 (3)	77.33	0.802	09:35:22.128
4 -	58.612	33.240	1:31.852 (2)	77.56	0.526	09:36:53.980
5 -	59.595	33.346	1:32.941	76.65	1.615	09:38:26.921
6 -	59.443	33.269	1:32.712	76.84	1.386	09:39:59.633
7 -	58.917	33.315	1:32.232	77.24	0.906	09:41:31.865
8 -	58.379	32.947	1:31.326 (1)	78.01		09:43:03.191

P20 70 S		Justin WHITE		Kawasaki NINJA 300 - Just In Graphics		
IDEAL LAP TIME : 1:31.365		BEST LAP TIME : 1:31.365		DIFFERENCE : 0.000		
LAP	SECTOR 1	SECTOR 2	LAP TIME	MPH	DIFF	TIME OF DAY
1 -	1:02.314	33.653	1:35.967	74.24	4.602	09:32:14.729
2 -	59.916	33.165	1:33.081	76.54	1.716	09:33:47.810
3 -	59.451	33.494	1:32.945 (3)	76.65	1.580	09:35:20.755
4 -	59.453	33.531	1:32.984	76.62	1.619	09:36:53.739
5 -	1:00.400	33.144	1:33.544	76.16	2.179	09:38:27.283
6 -	1:00.396	34.627	1:35.023	74.97	3.658	09:40:02.306
7 -	58.725	32.640	1:31.365 (1)	77.97		09:41:33.671
8 -	59.121	32.885	1:32.006 (2)	77.43	0.641	09:43:05.677

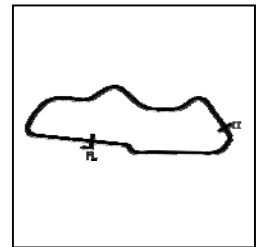
Weather / Track : Cloudy / Dry

Donington Park National
Circuit Length = 1.9790 miles
Start: 09:29 Flag 09:41 End: 09:43

BMCRC - MRO Championships 2020 - Rnd 3 @ Donington Park National

ACU Team Green Junior Cup & Senior 300

QUALIFYING - SECTOR ANALYSIS



SECTOR 1 = FL to I1, SECTOR 2 = I1 to FL, DIFF = Difference To Personal Best Lap, P = Crossed Finish Line in Pit Lane, D = Time Disallowed

P21 40 S		Tom SPALDING		Kawasaki NINJA 300 -			
IDEAL LAP TIME : 1:31.424		BEST LAP TIME : 1:31.424		DIFFERENCE : 0.000			
LAP	SECTOR 1	SECTOR 2	LAP TIME	MPH	DIFF	TIME OF DAY	
1 -	1:04.671	34.926	1:39.597	71.53	8.173	09:32:23.541	
2 -	1:05.431	IN PIT	1:42.994 P	69.17	11.570	09:34:06.535	
3 -	OUTLAP	33.373	2:48.117	42.37	1:16.693	09:36:54.652	
4 -	1:00.215	33.615	1:33.830 (3)	75.93	2.406	09:38:28.482	
5 -	1:00.296	33.699	1:33.995	75.79	2.571	09:40:02.477	
6 -	59.603	32.617	1:32.220 (2)	77.25	0.796	09:41:34.697	
7 -	59.155	32.269	1:31.424 (1)	77.92		09:43:06.121	

P22 66 S		Mark SMITH		Kawasaki NINJA 300 - MHP EXHAUST'S			
IDEAL LAP TIME : 1:31.560		BEST LAP TIME : 1:31.560		DIFFERENCE : 0.000			
LAP	SECTOR 1	SECTOR 2	LAP TIME	MPH	DIFF	TIME OF DAY	
1 -	1:03.772	35.492	1:39.264	71.77	7.704	09:32:31.797	
2 -	1:00.754	33.770	1:34.524	75.37	2.964	09:34:06.321	
3 -	59.655	33.020	1:32.675	76.87	1.115	09:35:38.996	
4 -	59.312	33.150	1:32.462 (3)	77.05	0.902	09:37:11.458	
5 -	59.122	33.527	1:32.649	76.89	1.089	09:38:44.107	
6 -	59.021	33.198	1:32.219 (2)	77.25	0.659	09:40:16.326	
7 -	58.979	32.581	1:31.560 (1)	77.81		09:41:47.886	

P23 97 J		Ben PLATT		Kawasaki NINJA 400 - adss ltd			
IDEAL LAP TIME : 1:30.977		BEST LAP TIME : 1:31.573		DIFFERENCE : 0.596			
LAP	SECTOR 1	SECTOR 2	LAP TIME	MPH	DIFF	TIME OF DAY	
1 -	1:04.678	34.830	1:39.508	71.59	7.935	09:32:30.856	
2 -	1:01.353	35.375	1:36.728	73.65	5.155	09:34:07.584	
3 -	59.394	33.359	1:32.753 (3)	76.81	1.180	09:35:40.337	
4 -	59.170	32.755	1:31.925 (2)	77.50	0.352	09:37:12.262	
5 -	59.716	33.523	1:33.239	76.41	1.666	09:38:45.501	
6 -	1:02.245	33.756	1:36.001	74.21	4.428	09:40:21.502	
7 -	59.766	31.807	1:31.573 (1)	77.80		09:41:53.075	

P24 48 S		Kevin SABBARTON		Kawasaki NINJA 300 - Karen Castle Opticians			
IDEAL LAP TIME : 1:32.035		BEST LAP TIME : 1:32.035		DIFFERENCE : 0.000			
LAP	SECTOR 1	SECTOR 2	LAP TIME	MPH	DIFF	TIME OF DAY	
1 -	1:03.869	33.516	1:37.385	73.15	5.350	09:32:34.583	
2 -	1:01.546	33.427	1:34.973	75.01	2.938	09:34:09.556	
3 -	1:01.000	33.440	1:34.440	75.44	2.405	09:35:43.996	
4 -	59.765	33.280	1:33.045 (2)	76.57	1.010	09:37:17.041	
5 -	59.773	33.307	1:33.080 (3)	76.54	1.045	09:38:50.121	
6 -	1:01.543	33.433	1:34.976	75.01	2.941	09:40:25.097	
7 -	59.054	32.981	1:32.035 (1)	77.41		09:41:57.132	

P25 777 P12		Maximus HARDY		Kawasaki NINJA 400 - DAD			
IDEAL LAP TIME : 1:31.999		BEST LAP TIME : 1:32.273		DIFFERENCE : 0.274			
LAP	SECTOR 1	SECTOR 2	LAP TIME	MPH	DIFF	TIME OF DAY	
1 -	1:02.688	34.937	1:37.625	72.97	5.352	09:32:32.498	
2 -	1:00.741	36.413	1:37.154	73.33	4.881	09:34:09.652	
3 -	1:00.210	33.482	1:33.692	76.04	1.419	09:35:43.344	
4 -	59.656	33.344	1:33.000 (3)	76.60	0.727	09:37:16.344	
5 -	59.772	33.552	1:33.324	76.34	1.051	09:38:49.668	
6 -	59.224	33.496	1:32.720 (2)	76.84	0.447	09:40:22.388	
7 -	59.498	32.775	1:32.273 (1)	77.21		09:41:54.661	

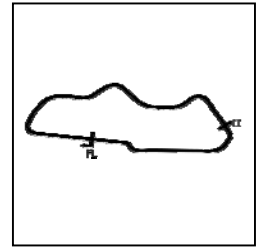
Weather / Track : Cloudy / Dry

Donington Park National
Circuit Length = 1.9790 miles
Start: 09:29 Flag 09:41 End: 09:43

BMCRC - MRO Championships 2020 - Rnd 3 @ Donington Park National

ACU Team Green Junior Cup & Senior 300

QUALIFYING - SECTOR ANALYSIS



SECTOR 1 = FL to I1, SECTOR 2 = I1 to FL, DIFF = Difference To Personal Best Lap, P = Crossed Finish Line in Pit Lane, D = Time Disallowed

P26 99 S		Grant WALDER		Kawasaki NINJA 300 - Fins Motorcycles		
IDEAL LAP TIME : 1:32.446		BEST LAP TIME : 1:32.446		DIFFERENCE : 0.000		
LAP	SECTOR 1	SECTOR 2	LAP TIME	MPH	DIFF	TIME OF DAY
1 -	1:03.290	33.824	1:37.114	73.36	4.668	09:32:16.567
2 -	1:01.369	33.132	1:34.501	75.39	2.055	09:33:51.068
3 -	59.397	33.049	1:32.446 (1)	77.06		09:35:23.514
4 -	1:00.566	33.437	1:34.003	75.79	1.557	09:36:57.517
5 -	1:01.319	33.542	1:34.861	75.10	2.415	09:38:32.378
6 -	59.667	33.346	1:33.013 (2)	76.59	0.567	09:40:05.391
7 -	1:00.230	33.267	1:33.497	76.20	1.051	09:41:38.888
8 -	1:00.043	33.237	1:33.280 (3)	76.37	0.834	09:43:12.168

P27 60 P12		Lennon DOCHERTY		Kawasaki NINJA 300 - Doc Fit Training		
IDEAL LAP TIME : 1:33.223		BEST LAP TIME : 1:33.223		DIFFERENCE : 0.000		
LAP	SECTOR 1	SECTOR 2	LAP TIME	MPH	DIFF	TIME OF DAY
1 -	1:07.291	34.194	1:41.485	70.20	8.262	09:32:27.154
2 -	1:02.784	34.013	1:36.797	73.60	3.574	09:34:03.951
3 -	1:01.798	34.122	1:35.920	74.27	2.697	09:35:39.871
4 -	1:00.896	34.013	1:34.909 (2)	75.06	1.686	09:37:14.780
5 -	1:02.076	33.969	1:36.045	74.18	2.822	09:38:50.825
6 -	1:01.160	34.438	1:35.598 (3)	74.52	2.375	09:40:26.423
7 -	59.728	33.495	1:33.223 (1)	76.42		09:41:59.646

P28 96 S		Giovanni BELIOSSI		Kawasaki NINJA 300 - ASR Accident Storage Recovery		
IDEAL LAP TIME : 1:34.828		BEST LAP TIME : 1:34.828		DIFFERENCE : 0.000		
LAP	SECTOR 1	SECTOR 2	LAP TIME	MPH	DIFF	TIME OF DAY
1 -	1:07.165	36.181	1:43.346	68.93	8.518	09:32:43.119
2 -	1:04.535	34.693	1:39.228	71.80	4.400	09:34:22.347
3 -	1:03.817	35.905	1:39.722	71.44	4.894	09:36:02.069
4 -	1:03.268	34.938	1:38.206 (3)	72.54	3.378	09:37:40.275
5 -	1:04.135	34.549	1:38.684	72.19	3.856	09:39:18.959
6 -	1:03.561	33.952	1:37.513 (2)	73.06	2.685	09:40:56.472
7 -	1:01.513	33.315	1:34.828 (1)	75.13		09:42:31.300

P29 18 J		George HIGGINS		Kawasaki NINJA 300 -		
IDEAL LAP TIME : 1:41.111		BEST LAP TIME : 1:41.111		DIFFERENCE : 0.000		
LAP	SECTOR 1	SECTOR 2	LAP TIME	MPH	DIFF	TIME OF DAY
1 -	1:10.491	36.828	1:47.319	66.38	6.208	09:32:30.576
2 -	1:07.235	36.644	1:43.879	68.58	2.768	09:34:14.455
3 -	1:07.039	37.261	1:44.300	68.30	3.189	09:35:58.755
4 -	1:06.805	37.066	1:43.871	68.59	2.760	09:37:42.626
5 -	1:05.876	37.179	1:43.055 (2)	69.13	1.944	09:39:25.681
6 -	1:07.601	36.135	1:43.736 (3)	68.68	2.625	09:41:09.417
7 -	1:05.365	35.746	1:41.111 (1)	70.46		09:42:50.528

P30 12 J		Cameron CARR		Kawasaki NINJA 300 - Fairburn Heating Solutions		
IDEAL LAP TIME : 1:40.116		BEST LAP TIME : 1:41.155		DIFFERENCE : 1.039		
LAP	SECTOR 1	SECTOR 2	LAP TIME	MPH	DIFF	TIME OF DAY
1 -	1:11.858	38.808	1:50.666	64.37	9.511	09:32:34.404
2 -	1:07.009	36.571	1:43.580	68.78	2.425	09:34:17.984
3 -	1:08.279	37.076	1:45.355	67.62	4.200	09:36:03.339
4 -	1:04.799	36.528	1:41.327 (3)	70.31	0.172	09:37:44.666
5 -	1:05.242	35.913	1:41.155 (1)	70.43		09:39:25.821
6 -	1:06.486	35.317	1:41.803	69.98	0.648	09:41:07.624
7 -	1:05.694	35.582	1:41.276 (2)	70.34	0.121	09:42:48.900

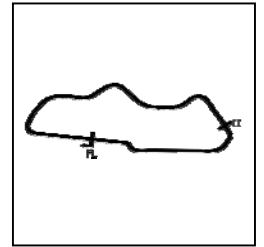
Weather / Track : Cloudy / Dry

Donington Park National
Circuit Length = 1.9790 miles
Start: 09:29 Flag 09:41 End: 09:43

BMCRC - MRO Championships 2020 - Rnd 3 @ Donington Park National

ACU Team Green Junior Cup & Senior 300

QUALIFYING - SECTOR ANALYSIS



SECTOR 1 = FL to I1, SECTOR 2 = I1 to FL, DIFF = Difference To Personal Best Lap, P = Crossed Finish Line in Pit Lane, D = Time Disallowed

P31 71 S		Karie HENLY		Kawasaki NINJA 300 - Thomas Racing			
IDEAL LAP TIME : 1:42.238		BEST LAP TIME : 1:42.697		DIFFERENCE : 0.459			
LAP	SECTOR 1	SECTOR 2	LAP TIME	MPH	DIFF	TIME OF DAY	
1 -	1:07.130	35.684	1:42.814 (2)	69.29	0.117	09:32:23.414	
2 -	1:08.201	36.383	1:44.584	68.12	1.887	09:34:07.998	
3 -	1:07.064	35.633	1:42.697 (1)	69.37		09:35:50.695	
4 -	1:07.332	36.096	1:43.428	68.88	0.731	09:37:34.123	
5 -	1:06.605	36.412	1:43.017 (3)	69.15	0.320	09:39:17.140	
6 -	1:07.906	36.017	1:43.923	68.55	1.226	09:41:01.063	
7 -	1:08.137	35.708	1:43.845	68.60	1.148	09:42:44.908	

P32 52 J		Connor WRIGHT		Kawasaki NINJA 300 - MUM & DAD			
IDEAL LAP TIME : 1:46.607		BEST LAP TIME : 1:46.790		DIFFERENCE : 0.183			
LAP	SECTOR 1	SECTOR 2	LAP TIME	MPH	DIFF	TIME OF DAY	
1 -	1:22.418	39.864	2:02.282	58.26	15.492	09:33:01.556	
2 -	1:13.420	40.508	1:53.928	62.53	7.138	09:34:55.484	
3 -	1:11.478	41.538	1:53.016	63.04	6.226	09:36:48.500	
4 -	1:12.878	39.371	1:52.249 (3)	63.47	5.459	09:38:40.749	
5 -	1:12.490	38.243	1:50.733 (2)	64.34	3.943	09:40:31.482	
6 -	1:08.364	38.426	1:46.790 (1)	66.71		09:42:18.272	

BMCRC - MRO Championships 2020 - Rnd 3 @ Donington Park National

ACU Team Green Junior Cup & Senior 300

QUALIFYING - BEST SECTORS

SECTOR 1			SECTOR 2			IDEAL / BEST COMPARISON						
POS	NO	NAME	TIME	NO	NAME	TIME	POS	NO	NAME	IDEAL	BEST	DIFF
									PERFECT LAP	1:22.856		
1	50	McMULLAN	53.600	2	THOMAS	29.256	1	2	THOMAS	1:22.997	1:23.513	0.516
2	2	THOMAS	53.741	196	KIRSCH	29.577	2	50	McMULLAN	1:23.304	1:23.434	0.130
3	196	KIRSCH	53.838	130	MELLOR	29.690	3	196	KIRSCH	1:23.415	1:23.915	0.500
4	130	MELLOR	53.980	50	McMULLAN	29.704	4	130	MELLOR	1:23.670	1:23.670	0.000
5	113	HARDIE	54.430	113	HARDIE	29.814	5	113	HARDIE	1:24.244	1:24.244	0.000
6	47	FARRAGHER	54.748	47	FARRAGHER	30.352	6	47	FARRAGHER	1:25.100	1:25.100	0.000
7	77	WHITE	54.820	55	DESSOY	30.406	7	55	DESSOY	1:25.749	1:25.749	0.000
8	55	DESSOY	55.343	19	WALKER	30.959	8	77	WHITE	1:26.117	1:26.117	0.000
9	17	MARCUZZO	55.499	17	MARCUZZO	30.961	9	17	MARCUZZO	1:26.460	1:26.460	0.000
10	19	WALKER	55.672	131	MELLOR	31.110	10	19	WALKER	1:26.631	1:26.631	0.000
11	131	MELLOR	56.207	177	HARDY	31.155	11	131	MELLOR	1:27.317	1:27.317	0.000
12	0	MACHARD	56.438	65	BREESE	31.251	12	0	MACHARD	1:27.920	1:27.920	0.000
13	34	ARBON	56.608	77	WHITE	31.297	13	177	HARDY	1:27.939	1:28.154	0.215
14	65	BREESE	56.779	221	LAKEY	31.418	14	65	BREESE	1:28.030	1:28.271	0.241
15	177	HARDY	56.784	34	ARBON	31.456	15	34	ARBON	1:28.064	1:28.064	0.000
16	221	LAKEY	57.409	0	MACHARD	31.482	16	221	LAKEY	1:28.827	1:29.327	0.500
17	88	COURT	57.924	97	PLATT	31.807	17	88	COURT	1:30.365	1:30.911	0.546
18	81	WALKER	58.379	40	SPALDING	32.269	18	81	WALKER	1:30.814	1:31.326	0.512
19	70	WHITE	58.725	81	WALKER	32.435	19	97	PLATT	1:30.977	1:31.573	0.596
20	400	THURTL	58.733	88	COURT	32.441	20	400	THURTL	1:31.174	1:31.174	0.000
21	66	SMITH	58.979	400	THURTL	32.441	21	70	WHITE	1:31.365	1:31.365	0.000
22	48	SABBARTON	59.054	66	SMITH	32.581	22	40	SPALDING	1:31.424	1:31.424	0.000
23	40	SPALDING	59.155	70	WHITE	32.640	23	66	SMITH	1:31.560	1:31.560	0.000
24	97	PLATT	59.170	777	HARDY	32.775	24	777	HARDY	1:31.999	1:32.273	0.274
25	777	HARDY	59.224	48	SABBARTON	32.981	25	48	SABBARTON	1:32.035	1:32.035	0.000
26	99	WALDER	59.397	99	WALDER	33.049	26	99	WALDER	1:32.446	1:32.446	0.000
27	60	DOCHERTY	59.728	96	BELIOSSI	33.315	27	60	DOCHERTY	1:33.223	1:33.223	0.000
28	96	BELIOSSI	1:01.513	60	DOCHERTY	33.495	28	96	BELIOSSI	1:34.828	1:34.828	0.000
29	12	CARR	1:04.799	12	CARR	35.317	29	12	CARR	1:40.116	1:41.155	1.039
30	18	HIGGINS	1:05.365	71	HENLY	35.633	30	18	HIGGINS	1:41.111	1:41.111	0.000
31	71	HENLY	1:06.605	18	HIGGINS	35.746	31	71	HENLY	1:42.238	1:42.697	0.459
32	52	WRIGHT	1:08.364	52	WRIGHT	38.243	32	52	WRIGHT	1:46.607	1:46.790	0.183

Weather / Track : Cloudy / Dry

Donington Park National
 Circuit Length = 1.9790 miles
 Start: 09:29 Flag 09:41 End: 09:43

Results can be found at www.tsl-timing.com

Printed - 09:44 Saturday, 05 September 2020

BMCRC - MRO Championships 2020 - Rnd 3 @ Donington Park National

ACU Team Green Junior Cup & Senior 300

QUALIFYING - STATISTICS

Competitors Started 32
Planned Start 2020-09-05 @ 09:34:00.000
Actual Start 2020-09-05 @ 09:29:56.882
Finish Time 2020-09-05 @ 09:41:42.495
Track Length 1.9790mi.
Total Laps 234
Total Distance Covered 463.1017mi.

Session Fastest Lap History

NO	CL	NAME	LAP TIME	TIME OF DAY	LAP	VEHICLE
113	J	Mikey HARDIE	1:27.832	09:31:52.261	1	Kawasaki NINJA 400
130	J	Owen MELLOR	1:27.247	09:31:52.342	1	Kawasaki NINJA 300
2	S	Joe THOMAS	1:26.877	09:31:53.772	1	Kawasaki NINJA 400
2	S	Joe THOMAS	1:23.610	09:33:17.382	2	Kawasaki NINJA 400
2	S	Joe THOMAS	1:23.513	09:36:05.159	4	Kawasaki NINJA 400
50	J	Fred McMULLAN	1:23.434	09:36:06.448	4	Kawasaki NINJA 300

Flag History

TYPE	TIME OF DAY
GREEN	09:29:56.882
FINISH	09:41:42.495

Flag Statistics

TYPE	COUNT	TOTAL LAPS	TOTAL TIME
Green	1	8	13:41.464
Red	0	0	0.000
Safety Car	0	0	0.000
FCY	0	0	0.000

BMCRC - MRO Championships 2020 - Rnd 3 @ Donington Park National

ACU Team Green Junior Cup & Senior 300

QUALIFYING - STATISTICS

CLASS : J

15 Starters

Fastest Lap History

NO	NAME	LAP TIME	TIME OF DAY	LAP	VEHICLE
113	Mikey HARDIE	1:27.832	09:31:52.261	1	Kawasaki NINJA 400
130	Owen MELLOR	1:27.247	09:31:52.342	1	Kawasaki NINJA 300
113	Mikey HARDIE	1:25.364	09:33:17.626	2	Kawasaki NINJA 400
50	Fred McMULLAN	1:23.968	09:33:18.129	2	Kawasaki NINJA 300
50	Fred McMULLAN	1:23.434	09:36:06.448	4	Kawasaki NINJA 300

Weather / Track : Cloudy / Dry

Results can be found at www.tsl-timing.com

Page 2 of 4

Donington Park National
Circuit Length = 1.9790 miles
Start: 09:29 Flag 09:41 End: 09:43

Printed - 09:44 Saturday, 05 September 2020

BMCRC - MRO Championships 2020 - Rnd 3 @ Donington Park National

ACU Team Green Junior Cup & Senior 300

QUALIFYING - STATISTICS

CLASS : P12

3 Starters

Fastest Lap History

NO	NAME	LAP TIME	TIME OF DAY	LAP	VEHICLE
81	Keo WALKER	1:36.822	09:32:16.818	1	Kawasaki NINJA 300
81	Keo WALKER	1:33.205	09:33:50.026	2	Kawasaki NINJA 300
81	Keo WALKER	1:32.128	09:35:22.151	3	Kawasaki NINJA 300
81	Keo WALKER	1:31.852	09:36:54.005	4	Kawasaki NINJA 300
81	Keo WALKER	1:31.326	09:43:03.214	8	Kawasaki NINJA 300

BMCRC - MRO Championships 2020 - Rnd 3 @ Donington Park National

ACU Team Green Junior Cup & Senior 300

QUALIFYING - STATISTICS

CLASS : S

14 Starters

Fastest Lap History

NO	NAME	LAP TIME	TIME OF DAY	LAP	VEHICLE
2	Joe THOMAS	1:26.877	09:31:53.772	1	Kawasaki NINJA 400
2	Joe THOMAS	1:23.610	09:33:17.382	2	Kawasaki NINJA 400
2	Joe THOMAS	1:23.513	09:36:05.159	4	Kawasaki NINJA 400

ACU Team Green Junior Cup & Senior 300

RACE 3 - GRID (8 Laps)

Kawasaki

ROW 11	33	57	Richard BUCKHAM	1:46.790	32	52	Connor WRIGHT	1:42.697	31	71	Karie HENLY
ROW 10	30	12	Cameron CARR	1:41.155	29	18	George HIGGINS	1:41.111	28	96	Giovanni BELIOSSI
ROW 9	27	60	Lennon DOCHERTY	1:33.223	26	99	Grant WALDER	1:32.446	25	777	Maximus HARDY
ROW 8	24	48	Kevin SABBARTON	1:32.035	23	97	Ben PLATT	1:31.573	22	66	Mark SMITH
ROW 7	21	40	Tom SPALDING	1:31.424	20	70	Justin WHITE	1:31.365	19	81	Keo WALKER
ROW 6	18	400	Stuart THURTLÉ	1:31.174	17	88	David COURT	1:30.911	16	221	Lewis LAKEY
ROW 5	15	65	Konrad BREESE	1:28.271	14	177	Mark HARDY	1:28.154	13	34	Oliver ARBON
ROW 4	12	0	Gael MACHARD	1:27.920	11	131	Dylan MELLOR	1:27.317	10	19	Kathryn WALKER
ROW 3	9	17	Charlotte MARCUZZO	1:26.460	8	77	Joe WHITE	1:26.117	7	55	Harrison DESSOY
ROW 2	6	47	Joe FARRAGHER	1:25.100	5	113	Mikey HARDIE	1:24.244	4	196	Jack KIRSCH
ROW 1	3	130	Owen MELLOR	1:23.670	2	2	Joe THOMAS	1:23.513	1	50	Fred McMULLAN
											Pole

Donington Park National
Circuit Length = 1.9790 miles

These results are provisional until the conclusion of any judicial and technical matters.

Clerk Of Course :	Steward :	Timekeeper :
-------------------	-----------	--------------

Results can be found at www.tsl-timing.com

Printed - 09:45 Saturday, 05 September 2020



BMCRC - MRO Championships 2020 - Rnd 3 @ Donington Park National



ACU Team Green Junior Cup & Senior 300

RACE 3 - CLASSIFICATION



POS	NO	CL	PIC NAME	ENTRY	LAPS	TIME	GAP	DIFF	MPH	BEST	ON
1	2	S	1 Joe THOMAS	Kawasaki NINJA 400 - 3D Racing	8	11:10.874			84.75	1:22.848	8
2	50	J	1 Fred McMULLAN	Kawasaki NINJA 300 - Orwell motorcycles Ipswich	8	11:20.243	9.369	9.369	83.58	1:23.662	3
3	196	J	2 Jack KIRSCH	Kawasaki NINJA 400 -	8	11:21.437	10.563	1.194	83.44	1:24.022	7
4	113	J	3 Mikey HARDIE	Kawasaki NINJA 400 - 113 Events Ltd	8	11:21.565	10.691	0.128	83.42	1:23.990	2
5	47	J	4 Joe FARRAGHER	Kawasaki NINJA 400 - J C Utilities Ltd	8	11:22.940	12.066	1.375	83.25	1:24.271	7
6	130	J	5 Owen MELLOR	Kawasaki NINJA 300 - Team Mellor Racing	8	11:23.030	12.156	0.090	83.24	1:24.263	7
7	55	J	6 Harrison DESOY	Kawasaki NINJA 400 - Eastern Garage Racing	8	11:31.548	20.674	8.518	82.22	1:24.428	3
8	17	J	7 Charlotte MARCUZZO	Kawasaki NINJA 300 - Mack Solutions	8	11:40.708	29.834	9.160	81.14	1:26.452	8
9	177	S	2 Mark HARDY	Kawasaki NINJA 400 - me	8	11:44.272	33.398	3.564	80.73	1:26.609	2
10	131	J	8 Dylan MELLOR	Kawasaki NINJA 300 - Team Mellor Racing	8	11:44.637	33.763	0.365	80.69	1:26.375	3
11	65	S	3 Konrad BREESE	Kawasaki NINJA 300 - STIHL Racing	8	11:45.026	34.152	0.389	80.65	1:26.607	3
12	77	J	9 Joe WHITE	Kawasaki NINJA 300 - Just In Graphics /Silverman I	8	11:45.511	34.637	0.485	80.59	1:25.709	8
13	221	J	10 Lewis LAKEY	Kawasaki NINJA 300 -	8	12:09.527	58.653	24.016	77.94	1:29.460	8
14	88	S	4 David COURT	Kawasaki NINJA 300 -	8	12:09.946	59.072	0.419	77.89	1:28.930	7
15	97	J	11 Ben PLATT	Kawasaki NINJA 400 - adss ltd	8	12:10.614	59.740	0.668	77.82	1:29.270	7
16	777	P12	1 Maximus HARDY	Kawasaki NINJA 400 - DAD	8	12:15.861	1:04.987	5.247	77.27	1:30.670	3
17	0	S	5 Gael MACHARD	Kawasaki NINJA 400 -	8	12:17.887	1:07.013	2.026	77.05	1:27.599	2
18	40	S	6 Tom SPALDING	Kawasaki NINJA 300 -	8	12:19.708	1:08.834	1.821	76.86	1:30.294	8
19	66	S	7 Mark SMITH	Kawasaki NINJA 300 - MHP EXHAUST S	8	12:19.805	1:08.931	0.097	76.85	1:30.218	6
20	81	P12	2 Keo WALKER	Kawasaki NINJA 300 - Martin Wight Elecrical	8	12:22.754	1:11.880	2.949	76.55	1:30.595	2
21	400	S	8 Stuart THURTLIE	Kawasaki NINJA 400 - TeamTortoise Racing	8	12:22.974	1:12.100	0.220	76.53	1:31.374	6
22	70	S	9 Justin WHITE	Kawasaki NINJA 300 - Just In Graphics	8	12:23.310	1:12.436	0.336	76.49	1:31.158	7
23	99	S	10 Grant WALDER	Kawasaki NINJA 300 - Fins Motorcycles	8	12:33.541	1:22.667	10.231	75.45	1:32.192	7
24	48	S	11 Kevin SABBARTON	Kawasaki NINJA 300 - Karen Castle Opticians	8	12:33.771	1:22.897	0.230	75.43	1:31.981	7
25	60	P12	3 Lennon DOCHERTY	Kawasaki NINJA 300 - Doc Fit Training	8	12:34.109	1:23.235	0.338	75.40	1:32.212	7
26	96	S	12 Giovanni BELIOSSI	Kawasaki NINJA 300 - ASR Accident Storage Reco	7	11:24.491	1 Lap	1 Lap	72.66	1:36.289	2
27	71	S	13 Karie HENLY	Kawasaki NINJA 300 - Thomas Racing	7	11:52.395	1 Lap	27.904	69.81	1:38.834	6
28	12	J	12 Cameron CARR	Kawasaki NINJA 300 - Fairburn Heating Solutions	7	11:53.138	1 Lap	0.743	69.74	1:36.389	6
29	18	J	13 George HIGGINS	Kawasaki NINJA 300 -	7	12:08.518	1 Lap	15.380	68.27	1:40.730	3
30	52	J	14 Connor WRIGHT	Kawasaki NINJA 300 - MUM &DAD	7	12:51.100	1 Lap	42.582	64.50	1:47.241	7

NOT CLASSIFIED

DNF	19	S	Kathryn WALKER	Kawasaki NINJA 300 - Shorrock Motocycles & Auto'	7	10:17.594	1 Lap		80.53	1:27.004	3
DNF	34	J	Oliver ARBON	Kawasaki NINJA 300 -	3	4:27.179	5 Laps	4 Laps	79.48	1:27.027	3

FASTEST LAP

	2	S	Joe THOMAS	Kawasaki NINJA 400 - 3D Racing	8	1:22.848			85.99 mph	138.39 kph
	50	J	Fred McMULLAN	Kawasaki NINJA 300 - Orwell motorcycles Ipswich	3	1:23.662			85.15 mph	137.05 kph
	81	P12	Keo WALKER	Kawasaki NINJA 300 - Martin Wight Elecrical	2	1:30.595			78.64 mph	126.56 kph

Class S - 92.5% of Race Speed = 78.39 mph

Class J - 92.5% of Race Speed = 77.31 mph

Class P12 - 92.5% of Race Speed = 71.47 mph

Donington Park National
Circuit Length = 1.9790 miles
Start: 12:32 Flag 12:43 End: 12:45

Weather / Track : Cloudy / Dry

These results are provisional until the conclusion of any judicial and technical matters.

Clerk Of Course :	Steward :	Timekeeper :
-------------------	-----------	--------------

Results can be found at www.tsl-timing.com

Printed - 12:45 Saturday, 05 September 2020



BMCRC - MRO Championships 2020 - Rnd 3 @ Donington Park National

ACU Team Green Junior Cup & Senior 300

RACE 3 - LAP CHART

LAP 1 @ 12:34:03.016

NO	BEHIND	LAP TIME
2		1:27.130
50	1.598	1:28.728
55	1.712	1:28.842
130	1.879	1:29.009
196	2.048	1:29.178
47	2.930	1:30.060
113	3.087	1:30.217
17	4.123	1:31.253
19	4.418	1:31.548
177	4.696	1:31.826
131	5.622	1:32.752
77	5.720	1:32.850
34	5.826	1:32.956
65	6.580	1:33.710
0	7.139	1:34.269
221	8.137	1:35.267
88	9.144	1:36.274
97	9.524	1:36.654
777	10.958	1:38.088
70	11.917	1:39.047
40	12.012	1:39.142
400	12.594	1:39.724
99	13.180	1:40.310
66	13.449	1:40.579
81	13.929	1:41.059
48	14.938	1:42.068
60	15.855	1:42.985
96	16.704	1:43.834
71	18.266	1:45.396
12	23.656	1:50.786
18	24.296	1:51.426
52	32.561	1:59.691

LAP 2 @ 12:35:26.525

NO	BEHIND	LAP TIME
2		1:23.509
50	1.781	1:23.692
196	2.869	1:24.330
130	2.973	1:24.603
55	3.082	1:24.879
113	3.568	1:23.990
47	3.943	1:24.522
17	7.256	1:26.642
177	7.796	1:26.609
19	8.091	1:27.182
77	9.372	1:27.161
131	9.477	1:27.364
34	9.513	1:27.196
65	10.165	1:27.094
0	11.229	1:27.599
221	14.418	1:29.790
88	16.221	1:30.586
97	17.229	1:31.214
777	18.309	1:30.860
70	20.512	1:32.104
40	20.610	1:32.107
81	21.015	1:30.595
66	21.578	1:31.638
400	21.964	1:32.879
99	23.668	1:33.997
48	24.163	1:32.734
60	24.769	1:32.423

Weather / Track : Cloudy / Dry

Results can be found at www.tsl-timing.com

96	29.484	1:36.289
71	35.912	1:41.155
12	42.723	1:42.576
18	43.374	1:42.587
52	58.650	1:49.598

LAP 3 @ 12:36:50.262

NO	BEHIND	LAP TIME
2		1:23.737
50	1.706	1:23.662
55	3.773	1:24.428
196	4.033	1:24.901
113	4.308	1:24.477
130	4.464	1:25.228
47	4.695	1:24.489
17	10.637	1:27.118
177	11.046	1:26.987
19	11.358	1:27.004
77	11.777	1:26.142
131	12.115	1:26.375
34	12.803	1:27.027
65	13.035	1:26.607
0	15.229	1:27.737
221	21.430	1:30.749
88	22.579	1:30.095
97	24.259	1:30.767
777	25.242	1:30.670
81	28.014	1:30.736
40	28.083	1:31.210
70	28.617	1:31.842
66	28.992	1:31.151
400	29.632	1:31.405
99	32.900	1:32.969
48	33.519	1:33.093
60	33.816	1:32.784
96	42.768	1:37.021
71	53.025	1:40.850
12	59.659	1:40.673
18	1:00.367	1:40.730

LAP 4 @ 12:38:13.898

NO	BEHIND	LAP TIME
2		1:23.636
52	1 Lap	1:48.755
50	1.888	1:23.818
55	4.784	1:24.647
196	4.850	1:24.453
113	5.067	1:24.395
47	5.543	1:24.484
130	5.585	1:24.757
17	14.231	1:27.230
77	14.722	1:26.581
177	15.157	1:27.747
131	15.507	1:27.028
65	16.511	1:27.112
19	16.527	1:28.805
221	28.806	1:31.012
88	29.525	1:30.582
97	31.730	1:31.107
777	32.643	1:31.037
81	36.931	1:32.553
40	37.350	1:32.903
70	37.583	1:32.602
66	37.762	1:32.406

400	37.968	1:31.972
0	41.626	1:50.033
60	44.088	1:33.908
99	44.440	1:35.176
48	44.610	1:34.727
96	56.339	1:37.207
71	1:10.940	1:41.551
12	1:17.817	1:41.794
18	1:18.483	1:41.752

LAP 5 @ 12:39:36.904

NO	BEHIND	LAP TIME
2		1:23.006
50	2.802	1:23.920
113	6.579	1:24.518
196	6.634	1:24.790
55	6.806	1:25.028
47	6.922	1:24.385
130	7.327	1:24.748
17	18.401	1:27.176
65	20.569	1:27.064
77	21.025	1:29.309
131	21.191	1:28.690
177	21.428	1:29.277
19	21.715	1:28.194
52	1 Lap	1:48.731
221	36.445	1:30.645
88	36.715	1:30.196
97	40.054	1:31.330
777	40.664	1:31.027
40	45.881	1:31.537
70	46.812	1:32.235
66	46.921	1:32.165
400	47.250	1:32.288
0	47.316	1:28.696
81	47.414	1:33.489
60	53.832	1:32.750
48	55.069	1:33.465
99	55.245	1:33.811
96	1:10.184	1:36.851

LAP 6 @ 12:41:00.944

NO	BEHIND	LAP TIME
2		1:24.040
50	5.168	1:26.406
71	1 Lap	1:41.951
113	7.383	1:24.844
196	8.023	1:25.429
47	9.095	1:26.213
130	9.201	1:25.914
12	1 Lap	1:38.606
55	12.918	1:30.152
18	1 Lap	1:42.884
17	21.175	1:26.814
65	23.653	1:27.124
131	23.800	1:26.649
77	24.480	1:27.495
177	24.590	1:27.202
19	24.898	1:27.223
88	45.132	1:32.457
221	45.391	1:32.986
97	46.717	1:30.703
777	48.372	1:31.748
52	1 Lap	1:48.592

66	53.099	1:30.218
40	53.127	1:31.286
0	53.213	1:29.937
400	54.584	1:31.374
81	54.846	1:31.472
70	55.501	1:32.729
99	1:03.768	1:32.563
60	1:04.142	1:34.350
48	1:04.273	1:33.244
96	1:22.606	1:36.462

LAP 7 @ 12:42:23.912

NO	BEHIND	LAP TIME
2		1:22.968
50	6.670	1:24.470
196	9.077	1:24.022
113	9.122	1:24.707
47	10.398	1:24.271
130	10.496	1:24.263
55	16.743	1:26.793
71	1 Lap	1:38.834
12	1 Lap	1:36.389
17	26.230	1:28.023
131	28.849	1:28.017
65	29.047	1:28.362
177	29.178	1:27.556
19	29.568	1:27.638
77	31.776	1:30.264
18	1 Lap	1:45.475
88	51.094	1:28.930
221	52.041	1:29.618
97	53.019	1:29.270
777	56.479	1:31.075
0	1:00.573	1:30.328
66	1:00.669	1:30.538
40	1:01.388	1:31.229
81	1:02.765	1:30.887
400	1:03.283	1:31.667
70	1:03.691	1:31.158
99	1:12.992	1:32.192
48	1:13.286	1:31.981
60	1:13.386	1:32.212
52	1 Lap	1:48.492

LAP 8 @ 12:43:46.760

NO	BEHIND	LAP TIME
2		1:22.848
50	9.369	1:25.547
196	10.563	1:24.334
113	10.691	1:24.417
47	12.066	1:24.516
130	12.156	1:24.508
96	1 Lap	1:36.827
55	20.674	1:26.779
17	29.834	1:26.452
177	33.398	1:27.068
131	33.763	1:27.762
65	34.152	1:27.953
77	34.637	1:25.709
71	1 Lap	1:42.658
12	1 Lap	1:42.314
18	1 Lap	1:43.664
221	58.653	1:29.460
88	59.072	1:30.826

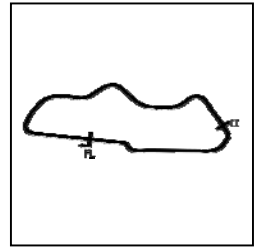
Donington Park National
Circuit Length = 1.9790 miles
Start: 12:32 Flag 12:43 End: 12:45

Printed - 12:46 Saturday, 05 September 2020

BMCRC - MRO Championships 2020 - Rnd 3 @ Donington Park National

ACU Team Green Junior Cup & Senior 300

RACE 3 - SECTOR ANALYSIS



SECTOR 1 = FL to I1, SECTOR 2 = I1 to FL, DIFF = Difference To Personal Best Lap, P = Crossed Finish Line in Pit Lane, D = Time Disallowed

P1		2 S	Joe THOMAS		Kawasaki NINJA 400 - 3D Racing		
IDEAL LAP TIME : 1:22.818		BEST LAP TIME : 1:22.848		DIFFERENCE : 0.030			
LAP	SECTOR 1	SECTOR 2	LAP TIME	MPH	DIFF	TIME OF DAY	
1 -		29.698	1:27.130	81.76	4.282	12:34:03.016	
2 -	53.828	29.681	1:23.509	85.31	0.661	12:35:26.525	
3 -	53.805	29.932	1:23.737	85.08	0.889	12:36:50.262	
4 -	54.000	29.636	1:23.636	85.18	0.788	12:38:13.898	
5 -	53.358	29.648	1:23.006 (3)	85.83	0.158	12:39:36.904	
6 -	54.019	30.021	1:24.040	84.77	1.192	12:41:00.944	
7 -	53.301	29.667	1:22.968 (2)	85.87	0.120	12:42:23.912	
8 -	53.331	29.517	1:22.848 (1)	85.99		12:43:46.760	

P2		50 J	Fred McMULLAN		Kawasaki NINJA 300 - Orwell motorcycles Ipswich		
IDEAL LAP TIME : 1:23.568		BEST LAP TIME : 1:23.662		DIFFERENCE : 0.094			
LAP	SECTOR 1	SECTOR 2	LAP TIME	MPH	DIFF	TIME OF DAY	
1 -		30.158	1:28.728	80.29	5.066	12:34:04.614	
2 -	53.730	29.962	1:23.692 (2)	85.12	0.030	12:35:28.306	
3 -	53.606	30.056	1:23.662 (1)	85.15		12:36:51.968	
4 -	53.648	30.170	1:23.818 (3)	85.00	0.156	12:38:15.786	
5 -	53.716	30.204	1:23.920	84.89	0.258	12:39:39.706	
6 -	55.474	30.932	1:26.406	82.45	2.744	12:41:06.112	
7 -	54.505	29.965	1:24.470	84.34	0.808	12:42:30.582	
8 -	55.091	30.456	1:25.547	83.28	1.885	12:43:56.129	

P3		196 J	Jack KIRSCH		Kawasaki NINJA 400 -		
IDEAL LAP TIME : 1:23.969		BEST LAP TIME : 1:24.022		DIFFERENCE : 0.053			
LAP	SECTOR 1	SECTOR 2	LAP TIME	MPH	DIFF	TIME OF DAY	
1 -		29.963	1:29.178	79.89	5.156	12:34:05.064	
2 -	54.252	30.078	1:24.330 (2)	84.48	0.308	12:35:29.394	
3 -	54.718	30.183	1:24.901	83.91	0.879	12:36:54.295	
4 -	54.440	30.013	1:24.453	84.36	0.431	12:38:18.748	
5 -	54.319	30.471	1:24.790	84.02	0.768	12:39:43.538	
6 -	54.585	30.844	1:25.429	83.39	1.407	12:41:08.967	
7 -	54.006	30.016	1:24.022 (1)	84.79		12:42:32.989	
8 -	54.346	29.988	1:24.334 (3)	84.48	0.312	12:43:57.323	

P4		113 J	Mikey HARDIE		Kawasaki NINJA 400 - 113 Events Ltd		
IDEAL LAP TIME : 1:23.901		BEST LAP TIME : 1:23.990		DIFFERENCE : 0.089			
LAP	SECTOR 1	SECTOR 2	LAP TIME	MPH	DIFF	TIME OF DAY	
1 -		30.045	1:30.217	78.97	6.227	12:34:06.103	
2 -	53.856	30.134	1:23.990 (1)	84.82		12:35:30.093	
3 -	54.141	30.336	1:24.477	84.33	0.487	12:36:54.570	
4 -	54.053	30.342	1:24.395 (2)	84.42	0.405	12:38:18.965	
5 -	53.953	30.565	1:24.518	84.29	0.528	12:39:43.483	
6 -	54.460	30.384	1:24.844	83.97	0.854	12:41:08.327	
7 -	54.451	30.256	1:24.707	84.10	0.717	12:42:33.034	
8 -	54.046	30.371	1:24.417 (3)	84.39	0.427	12:43:57.451	

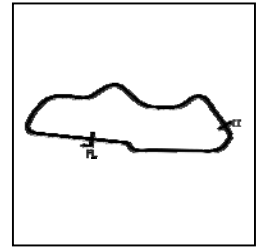
Weather / Track : Cloudy / Dry

Donington Park National
Circuit Length = 1.9790 miles
Start: 12:32 Flag 12:43 End: 12:45

BMCRC - MRO Championships 2020 - Rnd 3 @ Donington Park National

ACU Team Green Junior Cup & Senior 300

RACE 3 - SECTOR ANALYSIS



SECTOR 1 = FL to I1, SECTOR 2 = I1 to FL, DIFF = Difference To Personal Best Lap, P = Crossed Finish Line in Pit Lane, D = Time Disallowed

P5 47 J Joe FARRAGHER		Kawasaki NINJA 400 - J C Utilities Ltd				
IDEAL LAP TIME : 1:24.096		BEST LAP TIME : 1:24.271		DIFFERENCE : 0.175		
LAP	SECTOR 1	SECTOR 2	LAP TIME	MPH	DIFF	TIME OF DAY
1 -		30.297	1:30.060	79.10	5.789	12:34:05.946
2 -	54.133	30.389	1:24.522	84.29	0.251	12:35:30.468
3 -	54.166	30.323	1:24.489	84.32	0.218	12:36:54.957
4 -	53.954	30.530	1:24.484 (3)	84.33	0.213	12:38:19.441
5 -	53.992	30.393	1:24.385 (2)	84.43	0.114	12:39:43.826
6 -	55.015	31.198	1:26.213	82.63	1.942	12:41:10.039
7 -	54.129	30.142	1:24.271 (1)	84.54		12:42:34.310
8 -	54.301	30.215	1:24.516	84.29	0.245	12:43:58.826

P6 130 J Owen MELLOR		Kawasaki NINJA 300 - Team Mellor Racing				
IDEAL LAP TIME : 1:23.630		BEST LAP TIME : 1:24.263		DIFFERENCE : 0.633		
LAP	SECTOR 1	SECTOR 2	LAP TIME	MPH	DIFF	TIME OF DAY
1 -		30.241	1:29.009	80.04	4.746	12:34:04.895
2 -	54.800	29.803	1:24.603 (3)	84.21	0.340	12:35:29.498
3 -	54.961	30.267	1:25.228	83.59	0.965	12:36:54.726
4 -	53.982	30.775	1:24.757	84.05	0.494	12:38:19.483
5 -	54.360	30.388	1:24.748	84.06	0.485	12:39:44.231
6 -	54.851	31.063	1:25.914	82.92	1.651	12:41:10.145
7 -	54.615	29.648	1:24.263 (1)	84.55		12:42:34.408
8 -	54.589	29.919	1:24.508 (2)	84.30	0.245	12:43:58.916

P7 55 J Harrison DESOY		Kawasaki NINJA 400 - Eastern Garage Racing				
IDEAL LAP TIME : 1:24.318		BEST LAP TIME : 1:24.428		DIFFERENCE : 0.110		
LAP	SECTOR 1	SECTOR 2	LAP TIME	MPH	DIFF	TIME OF DAY
1 -		30.456	1:28.842	80.19	4.414	12:34:04.728
2 -	54.744	30.135	1:24.879 (3)	83.93	0.451	12:35:29.607
3 -	54.283	30.145	1:24.428 (1)	84.38		12:36:54.035
4 -	54.183	30.464	1:24.647 (2)	84.16	0.219	12:38:18.682
5 -	54.537	30.491	1:25.028	83.79	0.600	12:39:43.710
6 -	59.189	30.963	1:30.152	79.02	5.724	12:41:13.862
7 -	56.189	30.604	1:26.793	82.08	2.365	12:42:40.655
8 -	55.054	31.725	1:26.779	82.10	2.351	12:44:07.434

P8 17 J Charlotte MARCUZZO		Kawasaki NINJA 300 - Mack Solutions				
IDEAL LAP TIME : 1:26.277		BEST LAP TIME : 1:26.452		DIFFERENCE : 0.175		
LAP	SECTOR 1	SECTOR 2	LAP TIME	MPH	DIFF	TIME OF DAY
1 -		30.647	1:31.253	78.07	4.801	12:34:07.139
2 -	55.693	30.949	1:26.642 (2)	82.23	0.190	12:35:33.781
3 -	55.957	31.161	1:27.118	81.78	0.666	12:37:00.899
4 -	55.953	31.277	1:27.230	81.67	0.778	12:38:28.129
5 -	55.730	31.446	1:27.176	81.72	0.724	12:39:55.305
6 -	55.847	30.967	1:26.814 (3)	82.06	0.362	12:41:22.119
7 -	56.922	31.101	1:28.023	80.94	1.571	12:42:50.142
8 -	55.630	30.822	1:26.452 (1)	82.41		12:44:16.594

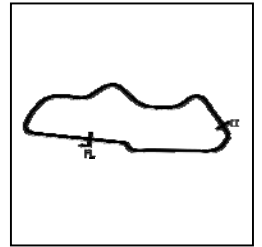
Weather / Track : Cloudy / Dry

Donington Park National
Circuit Length = 1.9790 miles
Start: 12:32 Flag 12:43 End: 12:45

BMCRC - MRO Championships 2020 - Rnd 3 @ Donington Park National

ACU Team Green Junior Cup & Senior 300

RACE 3 - SECTOR ANALYSIS



SECTOR 1 = FL to I1, SECTOR 2 = I1 to FL, DIFF = Difference To Personal Best Lap, P = Crossed Finish Line in Pit Lane, D = Time Disallowed

P9 177 S		Mark HARDY		Kawasaki NINJA 400 - me		
IDEAL LAP TIME : 1:26.455		BEST LAP TIME : 1:26.609		DIFFERENCE : 0.154		
LAP	SECTOR 1	SECTOR 2	LAP TIME	MPH	DIFF	TIME OF DAY
1 -		30.701	1:31.826	77.58	5.217	12:34:07.712
2 -	55.772	30.837	1:26.609 (1)	82.26		12:35:34.321
3 -	55.754	31.233	1:26.987 (2)	81.90	0.378	12:37:01.308
4 -	56.137	31.610	1:27.747	81.19	1.138	12:38:29.055
5 -	56.407	32.870	1:29.277	79.80	2.668	12:39:58.332
6 -	56.083	31.119	1:27.202	81.70	0.593	12:41:25.534
7 -	56.504	31.052	1:27.556	81.37	0.947	12:42:53.090
8 -	55.811	31.257	1:27.068 (3)	81.82	0.459	12:44:20.158

P10 131 J		Dylan MELLOR		Kawasaki NINJA 300 - Team Mellor Racing		
IDEAL LAP TIME : 1:26.031		BEST LAP TIME : 1:26.375		DIFFERENCE : 0.344		
LAP	SECTOR 1	SECTOR 2	LAP TIME	MPH	DIFF	TIME OF DAY
1 -		30.925	1:32.752	76.81	6.377	12:34:08.638
2 -	55.947	31.417	1:27.364	81.55	0.989	12:35:36.002
3 -	55.708	30.667	1:26.375 (1)	82.48		12:37:02.377
4 -	56.042	30.986	1:27.028 (3)	81.86	0.653	12:38:29.405
5 -	55.364	33.326	1:28.690	80.33	2.315	12:39:58.095
6 -	55.823	30.826	1:26.649 (2)	82.22	0.274	12:41:24.744
7 -	56.833	31.184	1:28.017	80.94	1.642	12:42:52.761
8 -	56.416	31.346	1:27.762	81.18	1.387	12:44:20.523

P11 65 S		Konrad BREESE		Kawasaki NINJA 300 - STIHL Racing		
IDEAL LAP TIME : 1:26.214		BEST LAP TIME : 1:26.607		DIFFERENCE : 0.393		
LAP	SECTOR 1	SECTOR 2	LAP TIME	MPH	DIFF	TIME OF DAY
1 -		31.161	1:33.710	76.02	7.103	12:34:09.596
2 -	56.190	30.904	1:27.094 (3)	81.80	0.487	12:35:36.690
3 -	56.015	30.592	1:26.607 (1)	82.26		12:37:03.297
4 -	56.137	30.975	1:27.112	81.78	0.505	12:38:30.409
5 -	55.622	31.442	1:27.064 (2)	81.83	0.457	12:39:57.473
6 -	55.970	31.154	1:27.124	81.77	0.517	12:41:24.597
7 -	56.993	31.369	1:28.362	80.63	1.755	12:42:52.959
8 -	57.076	30.877	1:27.953	81.00	1.346	12:44:20.912

P12 77 J		Joe WHITE		Kawasaki NINJA 300 - Just In Graphics /Silverman Field		
IDEAL LAP TIME : 1:25.709		BEST LAP TIME : 1:25.709		DIFFERENCE : 0.000		
LAP	SECTOR 1	SECTOR 2	LAP TIME	MPH	DIFF	TIME OF DAY
1 -		31.123	1:32.850	76.73	7.141	12:34:08.736
2 -	56.032	31.129	1:27.161	81.74	1.452	12:35:35.897
3 -	54.885	31.257	1:26.142 (2)	82.70	0.433	12:37:02.039
4 -	55.407	31.174	1:26.581 (3)	82.28	0.872	12:38:28.620
5 -	55.662	33.647	1:29.309	79.77	3.600	12:39:57.929
6 -	55.707	31.788	1:27.495	81.42	1.786	12:41:25.424
7 -	56.570	33.694	1:30.264	78.93	4.555	12:42:55.688
8 -	54.746	30.963	1:25.709 (1)	83.12		12:44:21.397

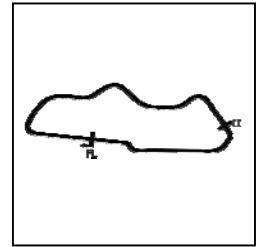
Weather / Track : Cloudy / Dry

Donington Park National
Circuit Length = 1.9790 miles
Start: 12:32 Flag 12:43 End: 12:45

BMCRC - MRO Championships 2020 - Rnd 3 @ Donington Park National

ACU Team Green Junior Cup & Senior 300

RACE 3 - SECTOR ANALYSIS



SECTOR 1 = FL to I1, SECTOR 2 = I1 to FL, DIFF = Difference To Personal Best Lap, P = Crossed Finish Line in Pit Lane, D = Time Disallowed

P13 221 J Lewis LAKEY		Kawasaki NINJA 300 -				
IDEAL LAP TIME : 1:28.909		BEST LAP TIME : 1:29.460		DIFFERENCE : 0.551		
LAP	SECTOR 1	SECTOR 2	LAP TIME	MPH	DIFF	TIME OF DAY
1 -		31.633	1:35.267	74.78	5.807	12:34:11.153
2 -	57.581	32.209	1:29.790 (3)	79.34	0.330	12:35:40.943
3 -	58.365	32.384	1:30.749	78.50	1.289	12:37:11.692
4 -	58.210	32.802	1:31.012	78.28	1.552	12:38:42.704
5 -	58.061	32.584	1:30.645	78.59	1.185	12:40:13.349
6 -	59.729	33.257	1:32.986	76.62	3.526	12:41:46.335
7 -	57.770	31.848	1:29.618 (2)	79.50	0.158	12:43:15.953
8 -	57.276	32.184	1:29.460 (1)	79.64		12:44:45.413

P14 88 S David COURT		Kawasaki NINJA 300 -				
IDEAL LAP TIME : 1:28.930		BEST LAP TIME : 1:28.930		DIFFERENCE : 0.000		
LAP	SECTOR 1	SECTOR 2	LAP TIME	MPH	DIFF	TIME OF DAY
1 -		32.246	1:36.274	74.00	7.344	12:34:12.160
2 -	58.367	32.219	1:30.586	78.65	1.656	12:35:42.746
3 -	57.687	32.408	1:30.095 (2)	79.07	1.165	12:37:12.841
4 -	57.954	32.628	1:30.582	78.65	1.652	12:38:43.423
5 -	57.955	32.241	1:30.196 (3)	78.99	1.266	12:40:13.619
6 -	59.769	32.688	1:32.457	77.05	3.527	12:41:46.076
7 -	57.039	31.891	1:28.930 (1)	80.11		12:43:15.006
8 -	57.776	33.050	1:30.826	78.44	1.896	12:44:45.832

P15 97 J Ben PLATT		Kawasaki NINJA 400 - adss ltd				
IDEAL LAP TIME : 1:29.187		BEST LAP TIME : 1:29.270		DIFFERENCE : 0.083		
LAP	SECTOR 1	SECTOR 2	LAP TIME	MPH	DIFF	TIME OF DAY
1 -		32.067	1:36.654	73.71	7.384	12:34:12.540
2 -	58.794	32.420	1:31.214	78.10	1.944	12:35:43.754
3 -	58.262	32.505	1:30.767	78.49	1.497	12:37:14.521
4 -	58.618	32.489	1:31.107	78.20	1.837	12:38:45.628
5 -	58.532	32.798	1:31.330	78.00	2.060	12:40:16.958
6 -	58.844	31.859	1:30.703 (3)	78.54	1.433	12:41:47.661
7 -	57.631	31.639	1:29.270 (1)	79.81		12:43:16.931
8 -	57.548	32.021	1:29.569 (2)	79.54	0.299	12:44:46.500

P16 777 P12 Maximus HARDY		Kawasaki NINJA 400 - DAD				
IDEAL LAP TIME : 1:30.383		BEST LAP TIME : 1:30.670		DIFFERENCE : 0.287		
LAP	SECTOR 1	SECTOR 2	LAP TIME	MPH	DIFF	TIME OF DAY
1 -		32.464	1:38.088	72.63	7.418	12:34:13.974
2 -	58.555	32.305	1:30.860 (2)	78.41	0.190	12:35:44.834
3 -	58.078	32.592	1:30.670 (1)	78.57		12:37:15.504
4 -	58.149	32.888	1:31.037	78.26	0.367	12:38:46.541
5 -	58.187	32.840	1:31.027 (3)	78.26	0.357	12:40:17.568
6 -	59.059	32.689	1:31.748	77.65	1.078	12:41:49.316
7 -	58.321	32.754	1:31.075	78.22	0.405	12:43:20.391
8 -	58.423	32.933	1:31.356	77.98	0.686	12:44:51.747

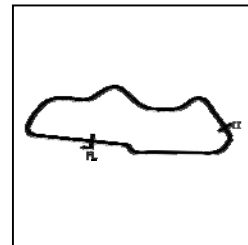
Weather / Track : Cloudy / Dry

Donington Park National
Circuit Length = 1.9790 miles
Start: 12:32 Flag 12:43 End: 12:45

BMCRC - MRO Championships 2020 - Rnd 3 @ Donington Park National

ACU Team Green Junior Cup & Senior 300

RACE 3 - SECTOR ANALYSIS



SECTOR 1 = FL to I1, SECTOR 2 = I1 to FL, DIFF = Difference To Personal Best Lap, P = Crossed Finish Line in Pit Lane, D = Time Disallowed

P17 0 S		Gael MACHARD		Kawasaki NINJA 400 -		
IDEAL LAP TIME : 1:27.580		BEST LAP TIME : 1:27.599		DIFFERENCE : 0.019		
LAP	SECTOR 1	SECTOR 2	LAP TIME	MPH	DIFF	TIME OF DAY
1 -		31.529	1:34.269	75.57	6.670	12:34:10.155
2 -	56.415	31.184	1:27.599 (1)	81.33		12:35:37.754
3 -	56.404	31.333	1:27.737 (2)	81.20	0.138	12:37:05.491
4 -	56.396	53.637	1:50.033	64.75	22.434	12:38:55.524
5 -	57.000	31.696	1:28.696 (3)	80.32	1.097	12:40:24.220
6 -	57.757	32.180	1:29.937	79.21	2.338	12:41:54.157
7 -	58.344	31.984	1:30.328	78.87	2.729	12:43:24.485
8 -	57.274	32.014	1:29.288	79.79	1.689	12:44:53.773

P18 40 S		Tom SPALDING		Kawasaki NINJA 300 -		
IDEAL LAP TIME : 1:30.119		BEST LAP TIME : 1:30.294		DIFFERENCE : 0.175		
LAP	SECTOR 1	SECTOR 2	LAP TIME	MPH	DIFF	TIME OF DAY
1 -		32.892	1:39.142	71.86	8.848	12:34:15.028
2 -	59.270	32.837	1:32.107	77.35	1.813	12:35:47.135
3 -	58.557	32.653	1:31.210 (2)	78.11	0.916	12:37:18.345
4 -	59.233	33.670	1:32.903	76.68	2.609	12:38:51.248
5 -	58.717	32.820	1:31.537	77.83	1.243	12:40:22.785
6 -	58.352	32.934	1:31.286	78.04	0.992	12:41:54.071
7 -	58.964	32.265	1:31.229 (3)	78.09	0.935	12:43:25.300
8 -	57.854	32.440	1:30.294 (1)	78.90		12:44:55.594

P19 66 S		Mark SMITH		Kawasaki NINJA 300 - MHP EXHAUST S		
IDEAL LAP TIME : 1:30.214		BEST LAP TIME : 1:30.218		DIFFERENCE : 0.004		
LAP	SECTOR 1	SECTOR 2	LAP TIME	MPH	DIFF	TIME OF DAY
1 -		33.015	1:40.579	70.83	10.361	12:34:16.465
2 -	59.313	32.325	1:31.638	77.74	1.420	12:35:48.103
3 -	58.647	32.504	1:31.151	78.16	0.933	12:37:19.254
4 -	58.734	33.672	1:32.406	77.10	2.188	12:38:51.660
5 -	58.779	33.386	1:32.165	77.30	1.947	12:40:23.825
6 -	57.951	32.267	1:30.218 (1)	78.97		12:41:54.043
7 -	58.275	32.263	1:30.538 (2)	78.69	0.320	12:43:24.581
8 -	58.297	32.813	1:31.110 (3)	78.19	0.892	12:44:55.691

P20 81 P12		Keo WALKER		Kawasaki NINJA 300 - Martin Wight Electrical		
IDEAL LAP TIME : 1:29.852		BEST LAP TIME : 1:30.595		DIFFERENCE : 0.743		
LAP	SECTOR 1	SECTOR 2	LAP TIME	MPH	DIFF	TIME OF DAY
1 -		33.260	1:41.059	70.49	10.464	12:34:16.945
2 -	57.591	33.004	1:30.595 (1)	78.64		12:35:47.540
3 -	58.475	32.261	1:30.736 (2)	78.52	0.141	12:37:18.276
4 -	59.058	33.495	1:32.553	76.97	1.958	12:38:50.829
5 -	59.135	34.354	1:33.489	76.20	2.894	12:40:24.318
6 -	58.514	32.958	1:31.472	77.88	0.877	12:41:55.790
7 -	58.321	32.566	1:30.887 (3)	78.39	0.292	12:43:26.677
8 -	58.719	33.244	1:31.963	77.47	1.368	12:44:58.640

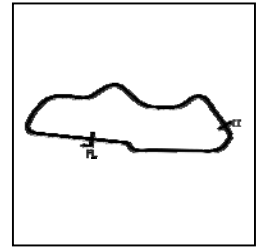
Weather / Track : Cloudy / Dry

Donington Park National
Circuit Length = 1.9790 miles
Start: 12:32 Flag 12:43 End: 12:45

BMCRC - MRO Championships 2020 - Rnd 3 @ Donington Park National

ACU Team Green Junior Cup & Senior 300

RACE 3 - SECTOR ANALYSIS



SECTOR 1 = FL to I1, SECTOR 2 = I1 to FL, DIFF = Difference To Personal Best Lap, P = Crossed Finish Line in Pit Lane, D = Time Disallowed

P21 400 S	Stuart THURTLE	Kawasaki NINJA 400 - TeamTortoise Racing
IDEAL LAP TIME : 1:30.787	BEST LAP TIME : 1:31.374	DIFFERENCE : 0.587

LAP	SECTOR 1	SECTOR 2	LAP TIME	MPH	DIFF	TIME OF DAY
1 -		32.742	1:39.724	71.44	8.350	12:34:15.610
2 -	59.863	33.016	1:32.879	76.70	1.505	12:35:48.489
3 -	59.125	32.280	1:31.405 (2)	77.94	0.031	12:37:19.894
4 -	58.755	33.217	1:31.972	77.46	0.598	12:38:51.866
5 -	59.041	33.247	1:32.288	77.20	0.914	12:40:24.154
6 -	59.050	32.324	1:31.374 (1)	77.97		12:41:55.528
7 -	59.612	32.055	1:31.667	77.72	0.293	12:43:27.195
8 -	58.732	32.933	1:31.665 (3)	77.72	0.291	12:44:58.860

P22 70 S	Justin WHITE	Kawasaki NINJA 300 - Just In Graphics
IDEAL LAP TIME : 1:30.686	BEST LAP TIME : 1:31.158	DIFFERENCE : 0.472

LAP	SECTOR 1	SECTOR 2	LAP TIME	MPH	DIFF	TIME OF DAY
1 -		32.365	1:39.047	71.93	7.889	12:34:14.933
2 -	58.919	33.185	1:32.104	77.35	0.946	12:35:47.037
3 -	59.427	32.415	1:31.842 (3)	77.57	0.684	12:37:18.879
4 -	58.860	33.742	1:32.602	76.93	1.444	12:38:51.481
5 -	58.872	33.363	1:32.235	77.24	1.077	12:40:23.716
6 -	59.088	33.641	1:32.729	76.83	1.571	12:41:56.445
7 -	58.321	32.837	1:31.158 (1)	78.15		12:43:27.603
8 -	58.602	32.991	1:31.593 (2)	77.78	0.435	12:44:59.196

P23 99 S	Grant WALDER	Kawasaki NINJA 300 - Fins Motorcycles
IDEAL LAP TIME : 1:32.040	BEST LAP TIME : 1:32.192	DIFFERENCE : 0.152

LAP	SECTOR 1	SECTOR 2	LAP TIME	MPH	DIFF	TIME OF DAY
1 -		32.857	1:40.310	71.02	8.118	12:34:16.196
2 -	1:00.676	33.321	1:33.997	75.79	1.805	12:35:50.193
3 -	59.999	32.970	1:32.969	76.63	0.777	12:37:23.162
4 -	1:01.684	33.492	1:35.176	74.85	2.984	12:38:58.338
5 -	1:00.610	33.201	1:33.811	75.94	1.619	12:40:32.149
6 -	59.457	33.106	1:32.563 (3)	76.97	0.371	12:42:04.712
7 -	59.411	32.781	1:32.192 (1)	77.28		12:43:36.904
8 -	59.259	33.264	1:32.523 (2)	77.00	0.331	12:45:09.427

P24 48 S	Kevin SABBARTON	Kawasaki NINJA 300 - Karen Castle Opticians
IDEAL LAP TIME : 1:31.683	BEST LAP TIME : 1:31.981	DIFFERENCE : 0.298

LAP	SECTOR 1	SECTOR 2	LAP TIME	MPH	DIFF	TIME OF DAY
1 -		33.090	1:42.068	69.80	10.087	12:34:17.954
2 -	59.798	32.936	1:32.734 (3)	76.82	0.753	12:35:50.688
3 -	1:00.104	32.989	1:33.093	76.53	1.112	12:37:23.781
4 -	1:01.257	33.470	1:34.727	75.21	2.746	12:38:58.508
5 -	1:00.891	32.574	1:33.465	76.22	1.484	12:40:31.973
6 -	59.910	33.334	1:33.244	76.40	1.263	12:42:05.217
7 -	59.109	32.872	1:31.981 (1)	77.45		12:43:37.198
8 -	59.204	33.255	1:32.459 (2)	77.05	0.478	12:45:09.657

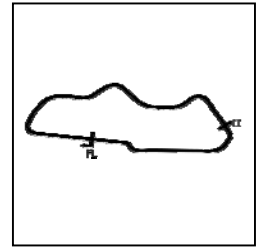
Weather / Track : Cloudy / Dry

Donington Park National
Circuit Length = 1.9790 miles
Start: 12:32 Flag 12:43 End: 12:45

BMCRC - MRO Championships 2020 - Rnd 3 @ Donington Park National

ACU Team Green Junior Cup & Senior 300

RACE 3 - SECTOR ANALYSIS



SECTOR 1 = FL to I1, SECTOR 2 = I1 to FL, DIFF = Difference To Personal Best Lap, P = Crossed Finish Line in Pit Lane, D = Time Disallowed

P25 60 P12		Lennon DOCHERTY		Kawasaki NINJA 300 - Doc Fit Training		
IDEAL LAP TIME : 1:31.680		BEST LAP TIME : 1:32.212		DIFFERENCE : 0.532		
LAP	SECTOR 1	SECTOR 2	LAP TIME	MPH	DIFF	TIME OF DAY
1 -		33.696	1:42.985	69.18	10.773	12:34:18.871
2 -	59.518	32.905	1:32.423 (2)	77.08	0.211	12:35:51.294
3 -	59.222	33.562	1:32.784	76.78	0.572	12:37:24.078
4 -	1:00.244	33.664	1:33.908	75.86	1.696	12:38:57.986
5 -	59.394	33.356	1:32.750	76.81	0.538	12:40:30.736
6 -	1:00.117	34.233	1:34.350	75.51	2.138	12:42:05.086
7 -	59.754	32.458	1:32.212 (1)	77.26		12:43:37.298
8 -	59.305	33.392	1:32.697 (3)	76.85	0.485	12:45:09.995

P26 96 S		Giovanni BELIOSSI		Kawasaki NINJA 300 - ASR Accident Storage Recovery		
IDEAL LAP TIME : 1:36.289		BEST LAP TIME : 1:36.289		DIFFERENCE : 0.000		
LAP	SECTOR 1	SECTOR 2	LAP TIME	MPH	DIFF	TIME OF DAY
1 -		34.546	1:43.834	68.61	7.545	12:34:19.720
2 -	1:02.404	33.885	1:36.289 (1)	73.99		12:35:56.009
3 -	1:02.978	34.043	1:37.021	73.43	0.732	12:37:33.030
4 -	1:02.714	34.493	1:37.207	73.29	0.918	12:39:10.237
5 -	1:02.414	34.437	1:36.851	73.56	0.562	12:40:47.088
6 -	1:02.514	33.948	1:36.462 (2)	73.85	0.173	12:42:23.550
7 -	1:02.715	34.112	1:36.827 (3)	73.58	0.538	12:44:00.377

P27 71 S		Karie HENLY		Kawasaki NINJA 300 - Thomas Racing		
IDEAL LAP TIME : 1:38.675		BEST LAP TIME : 1:38.834		DIFFERENCE : 0.159		
LAP	SECTOR 1	SECTOR 2	LAP TIME	MPH	DIFF	TIME OF DAY
1 -		34.112	1:45.396	67.59	6.562	12:34:21.282
2 -	1:05.366	35.789	1:41.155 (3)	70.43	2.321	12:36:02.437
3 -	1:05.785	35.065	1:40.850 (2)	70.64	2.016	12:37:43.287
4 -	1:05.794	35.757	1:41.551	70.15	2.717	12:39:24.838
5 -	1:05.892	36.059	1:41.951	69.88	3.117	12:41:06.789
6 -	1:04.563	34.271	1:38.834 (1)	72.08		12:42:45.623
7 -	1:05.703	36.955	1:42.658	69.40	3.824	12:44:28.281

P28 12 J		Cameron CARR		Kawasaki NINJA 300 - Fairburn Heating Solutions		
IDEAL LAP TIME : 1:36.389		BEST LAP TIME : 1:36.389		DIFFERENCE : 0.000		
LAP	SECTOR 1	SECTOR 2	LAP TIME	MPH	DIFF	TIME OF DAY
1 -		35.872	1:50.786	64.30	14.397	12:34:26.672
2 -	1:06.418	36.158	1:42.576	69.45	6.187	12:36:09.248
3 -	1:04.577	36.096	1:40.673 (3)	70.77	4.284	12:37:49.921
4 -	1:05.493	36.301	1:41.794	69.99	5.405	12:39:31.715
5 -	1:04.057	34.549	1:38.606 (2)	72.25	2.217	12:41:10.321
6 -	1:02.340	34.049	1:36.389 (1)	73.91		12:42:46.710
7 -	1:03.516	38.798	1:42.314	69.63	5.925	12:44:29.024

P29 18 J		George HIGGINS		Kawasaki NINJA 300 -		
IDEAL LAP TIME : 1:40.475		BEST LAP TIME : 1:40.730		DIFFERENCE : 0.255		
LAP	SECTOR 1	SECTOR 2	LAP TIME	MPH	DIFF	TIME OF DAY
1 -		37.084	1:51.426	63.94	10.696	12:34:27.312
2 -	1:06.112	36.475	1:42.587 (3)	69.44	1.857	12:36:09.899
3 -	1:05.068	35.662	1:40.730 (1)	70.73		12:37:50.629
4 -	1:05.068	36.684	1:41.752 (2)	70.01	1.022	12:39:32.381
5 -	1:04.813	38.071	1:42.884	69.24	2.154	12:41:15.265
6 -	1:06.593	38.882	1:45.475	67.54	4.745	12:43:00.740
7 -	1:06.640	37.024	1:43.664	68.72	2.934	12:44:44.404

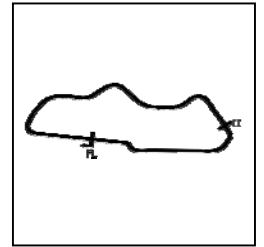
Weather / Track : Cloudy / Dry

Donington Park National
Circuit Length = 1.9790 miles
Start: 12:32 Flag 12:43 End: 12:45

BMCRC - MRO Championships 2020 - Rnd 3 @ Donington Park National

ACU Team Green Junior Cup & Senior 300

RACE 3 - SECTOR ANALYSIS



SECTOR 1 = FL to I1, SECTOR 2 = I1 to FL, DIFF = Difference To Personal Best Lap, P = Crossed Finish Line in Pit Lane, D = Time Disallowed

P30 52 J Connor WRIGHT		Kawasaki NINJA 300 - MUM & DAD				
IDEAL LAP TIME : 1:46.421		BEST LAP TIME : 1:47.241		DIFFERENCE : 0.820		
LAP	SECTOR 1	SECTOR 2	LAP TIME	MPH	DIFF	TIME OF DAY
1 -		38.424	1:59.691	59.52	12.450	12:34:35.577
2 -	1:10.999	38.599	1:49.598	65.00	2.357	12:36:25.175
3 -	1:10.762	37.993	1:48.755	65.51	1.514	12:38:13.930
4 -	1:09.789	38.942	1:48.731	65.52	1.490	12:40:02.661
5 -	1:10.305	38.287	1:48.592 (3)	65.60	1.351	12:41:51.253
6 -	1:10.331	38.161	1:48.492 (2)	65.66	1.251	12:43:39.745
7 -	1:08.428	38.813	1:47.241 (1)	66.43		12:45:26.986

P31 19 S Kathryn WALKER		Kawasaki NINJA 300 - Shorrock Motorcycles & AutoSmart Presti				
IDEAL LAP TIME : 1:26.416		BEST LAP TIME : 1:27.004		DIFFERENCE : 0.588		
LAP	SECTOR 1	SECTOR 2	LAP TIME	MPH	DIFF	TIME OF DAY
1 -		30.706	1:31.548	77.82	4.544	12:34:07.434
2 -	56.318	30.864	1:27.182 (2)	81.72	0.178	12:35:34.616
3 -	55.710	31.294	1:27.004 (1)	81.88		12:37:01.620
4 -	56.468	32.337	1:28.805	80.22	1.801	12:38:30.425
5 -	55.880	32.314	1:28.194	80.78	1.190	12:39:58.619
6 -	56.437	30.786	1:27.223 (3)	81.68	0.219	12:41:25.842
7 -	56.322	31.316	1:27.638	81.29	0.634	12:42:53.480

P32 34 J Oliver ARBON		Kawasaki NINJA 300 -				
IDEAL LAP TIME : 1:26.741		BEST LAP TIME : 1:27.027		DIFFERENCE : 0.286		
LAP	SECTOR 1	SECTOR 2	LAP TIME	MPH	DIFF	TIME OF DAY
1 -		30.809	1:32.956	76.64	5.929	12:34:08.842
2 -	56.179	31.017	1:27.196 (2)	81.70	0.169	12:35:36.038
3 -	56.247	30.780	1:27.027 (1)	81.86		12:37:03.065

Weather / Track : Cloudy / Dry

Donington Park National
 Circuit Length = 1.9790 miles
 Start: 12:32 Flag 12:43 End: 12:45

BMCRC - MRO Championships 2020 - Rnd 3 @ Donington Park National

ACU Team Green Junior Cup & Senior 300

RACE 3 - BEST SECTORS

SECTOR 1			SECTOR 2			IDEAL / BEST COMPARISON						
POS	NO	NAME	TIME	NO	NAME	TIME	POS	NO	NAME	IDEAL	BEST	DIFF
									PERFECT LAP	1:22.818		
1	2	THOMAS	53.301	2	THOMAS	29.517	1	2	THOMAS	1:22.818	1:22.848	0.030
2	50	McMULLAN	53.606	130	MELLOR	29.648	2	50	McMULLAN	1:23.568	1:23.662	0.094
3	113	HARDIE	53.856	50	McMULLAN	29.962	3	130	MELLOR	1:23.630	1:24.263	0.633
4	47	FARRAGHER	53.954	196	KIRSCH	29.963	4	113	HARDIE	1:23.901	1:23.990	0.089
5	130	MELLOR	53.982	113	HARDIE	30.045	5	196	KIRSCH	1:23.969	1:24.022	0.053
6	196	KIRSCH	54.006	55	DESSOY	30.135	6	47	FARRAGHER	1:24.096	1:24.271	0.175
7	55	DESSOY	54.183	47	FARRAGHER	30.142	7	55	DESSOY	1:24.318	1:24.428	0.110
8	77	WHITE	54.746	65	BREESE	30.592	8	77	WHITE	1:25.709	1:25.709	0.000
9	131	MELLOR	55.364	17	MARCUZZO	30.647	9	131	MELLOR	1:26.031	1:26.375	0.344
10	65	BREESE	55.622	131	MELLOR	30.667	10	65	BREESE	1:26.214	1:26.607	0.393
11	17	MARCUZZO	55.630	177	HARDY	30.701	11	17	MARCUZZO	1:26.277	1:26.452	0.175
12	19	WALKER	55.710	19	WALKER	30.706	12	19	WALKER	1:26.416	1:27.004	0.588
13	177	HARDY	55.754	34	ARBON	30.780	13	177	HARDY	1:26.455	1:26.609	0.154
14	34	ARBON	55.961	77	WHITE	30.963	14	34	ARBON	1:26.741	1:27.027	0.286
15	0	MACHARD	56.396	0	MACHARD	31.184	15	0	MACHARD	1:27.580	1:27.599	0.019
16	88	COURT	57.039	221	LAKEY	31.633	16	221	LAKEY	1:28.909	1:29.460	0.551
17	221	LAKEY	57.276	97	PLATT	31.639	17	88	COURT	1:28.930	1:28.930	0.000
18	97	PLATT	57.548	88	COURT	31.891	18	97	PLATT	1:29.187	1:29.270	0.083
19	81	WALKER	57.591	400	THURTLIE	32.055	19	81	WALKER	1:29.852	1:30.595	0.743
20	40	SPALDING	57.854	81	WALKER	32.261	20	40	SPALDING	1:30.119	1:30.294	0.175
21	66	SMITH	57.951	66	SMITH	32.263	21	66	SMITH	1:30.214	1:30.218	0.004
22	777	HARDY	58.078	40	SPALDING	32.265	22	777	HARDY	1:30.383	1:30.670	0.287
23	70	WHITE	58.321	777	HARDY	32.305	23	70	WHITE	1:30.686	1:31.158	0.472
24	400	THURTLIE	58.732	70	WHITE	32.365	24	400	THURTLIE	1:30.787	1:31.374	0.587
25	48	SABBARTON	59.109	60	DOCHERTY	32.458	25	60	DOCHERTY	1:31.680	1:32.212	0.532
26	60	DOCHERTY	59.222	48	SABBARTON	32.574	26	48	SABBARTON	1:31.683	1:31.981	0.298
27	99	WALDER	59.259	99	WALDER	32.781	27	99	WALDER	1:32.040	1:32.192	0.152
28	12	CARR	1:02.340	96	BELIOSSI	33.885	28	96	BELIOSSI	1:36.289	1:36.289	0.000
29	96	BELIOSSI	1:02.404	12	CARR	34.049	29	12	CARR	1:36.389	1:36.389	0.000
30	71	HENLY	1:04.563	71	HENLY	34.112	30	71	HENLY	1:38.675	1:38.834	0.159
31	18	HIGGINS	1:04.813	18	HIGGINS	35.662	31	18	HIGGINS	1:40.475	1:40.730	0.255
32	52	WRIGHT	1:08.428	52	WRIGHT	37.993	32	52	WRIGHT	1:46.421	1:47.241	0.820

Weather / Track : Cloudy / Dry

Donington Park National
Circuit Length = 1.9790 miles
Start: 12:32 Flag 12:43 End: 12:45

Results can be found at www.tsl-timing.com

Printed - 12:46 Saturday, 05 September 2020

BMCRC - MRO Championships 2020 - Rnd 3 @ Donington Park National

ACU Team Green Junior Cup & Senior 300

RACE 3 - STATISTICS

Competitors Started 32
Planned Start 2020-09-05 @ 12:15:00.000
Actual Start 2020-09-05 @ 12:32:35.885
Finish Time 2020-09-05 @ 12:43:46.759
Track Length 1.9790mi.
Total Laps 245
Total Distance Covered 484.8714mi.

Session Fastest Lap History

NO	CL	NAME	LAP TIME	TIME OF DAY	LAP	VEHICLE
2	S	Joe THOMAS	1:23.509	12:35:26.520	2	Kawasaki NINJA 400
2	S	Joe THOMAS	1:23.006	12:39:36.900	5	Kawasaki NINJA 400
2	S	Joe THOMAS	1:22.968	12:42:23.910	7	Kawasaki NINJA 400
2	S	Joe THOMAS	1:22.848	12:43:46.757	8	Kawasaki NINJA 400

Session Leader History

NO	CL	NAME	FROM LAP	LAPS LED	DISTANCE	VEHICLE
2	S	Joe THOMAS	1	8	15.79 miles	Kawasaki NINJA 400

Flag History

TYPE	TIME OF DAY
GREEN	12:32:35.885
FINISH	12:43:46.759

Flag Statistics

TYPE	COUNT	TOTAL LAPS	TOTAL TIME
Green	1	8	12:56.113
Red	0	0	0.000
Safety Car	0	0	0.000
FCY	0	0	0.000

BMCRC - MRO Championships 2020 - Rnd 3 @ Donington Park National

ACU Team Green Junior Cup & Senior 300

RACE 3 - STATISTICS

CLASS : J

15 Starters

Fastest Lap History

NO	NAME	LAP TIME	TIME OF DAY	LAP	VEHICLE
50	Fred McMULLAN	1:23.692	12:35:28.331	2	Kawasaki NINJA 300
50	Fred McMULLAN	1:23.662	12:36:51.993	3	Kawasaki NINJA 300

Leader History

NO	NAME	FROM LAP	LAPS LED	DISTANCE	VEHICLE
50	Fred McMULLAN	1	8	15.79 miles	Kawasaki NINJA 300

BMCRC - MRO Championships 2020 - Rnd 3 @ Donington Park National

ACU Team Green Junior Cup & Senior 300

RACE 3 - STATISTICS

CLASS : P12

3 Starters

Fastest Lap History

NO	NAME	LAP TIME	TIME OF DAY	LAP	VEHICLE
777	Maximus HARDY	1:30.860	12:35:44.844	2	Kawasaki NINJA 400
81	Keo WALKER	1:30.595	12:35:47.562	2	Kawasaki NINJA 300

Leader History

NO	NAME	FROM LAP	LAPS LED	DISTANCE	VEHICLE
777	Maximus HARDY	1	8	15.79 miles	Kawasaki NINJA 400

BMCRC - MRO Championships 2020 - Rnd 3 @ Donington Park National

ACU Team Green Junior Cup & Senior 300

RACE 3 - STATISTICS

CLASS : S

14 Starters

Fastest Lap History

NO	NAME	LAP TIME	TIME OF DAY	LAP	VEHICLE
2	Joe THOMAS	1:23.509	12:35:26.520	2	Kawasaki NINJA 400
2	Joe THOMAS	1:23.006	12:39:36.900	5	Kawasaki NINJA 400
2	Joe THOMAS	1:22.968	12:42:23.910	7	Kawasaki NINJA 400
2	Joe THOMAS	1:22.848	12:43:46.757	8	Kawasaki NINJA 400

Leader History

NO	NAME	FROM LAP	LAPS LED	DISTANCE	VEHICLE
2	Joe THOMAS	1	8	15.79 miles	Kawasaki NINJA 400

ACU Team Green Junior Cup & Senior 300

RACE 13 - GRID (8 Laps)



ROW 11	33	57	Richard BUCKHAM	1:47.241	32	52	Connor WRIGHT	1:40.730	31	18	George HIGGINS
ROW 10	30	71	Karie HENLY	1:38.834	29	12	Cameron CARR	1:36.389	28	96	Giovanni BELIOSSI
ROW 9	27	60	Lennon DOCHERTY	1:32.212	26	99	Grant WALDER	1:32.192	25	48	Kevin SABBARTON
ROW 8	24	400	Stuart THURTLÉ	1:31.374	23	70	Justin WHITE	1:31.158	22	777	Maximus HARDY
ROW 7	21	81	Keo WALKER	1:30.595	20	40	Tom SPALDING	1:30.294	19	66	Mark SMITH
ROW 6	18	221	Lewis LAKEY	1:29.460	17	97	Ben PLATT	1:29.270	16	88	David COURT
ROW 5	15	0	Gael MACHARD	1:27.599	14	34	Oliver ARBON	1:27.027	13	19	Kathryn WALKER
ROW 4	12	177	Mark HARDY	1:26.609	11	65	Konrad BREESE	1:26.607	10	17	Charlotte MARCUZZO
ROW 3	9	131	Dylan MELLOR	1:26.375	8	77	Joe WHITE	1:25.709	7	55	Harrison DESSOY
ROW 2	6	47	Joe FARRAGHER	1:24.271	5	130	Owen MELLOR	1:24.263	4	196	Jack KIRSCH
ROW 1	3	113	Mikey HARDIE	1:23.990	2	50	Fred McMULLAN	1:23.662	1	2	Joe THOMAS
											Pole

Donington Park National
Circuit Length = 1.9790 miles

These results are provisional until the conclusion of any judicial and technical matters.

Clerk Of Course :	Steward :	Timekeeper :
-------------------	-----------	--------------

Results can be found at www.tsl-timing.com

Printed - 12:47 Saturday, 05 September 2020



ACU Team Green Junior Cup & Senior 300

RACE 13 - CLASSIFICATION

Kawasaki

POS	NO	CL	PIC NAME	ENTRY	LAPS	TIME	GAP	DIFF	MPH	BEST	ON
1	2	S	1 Joe THOMAS	Kawasaki NINJA 400 - 3D Racing	8	11:06.234			85.34	1:22.369	3
2	113	J	1 Mikey HARDIE	Kawasaki NINJA 400 - 113 Events Ltd	8	11:17.146	10.912	10.912	83.97	1:23.128	3
3	55	J	2 Harrison DESSOY	Kawasaki NINJA 400 - Eastern Garage Racing	8	11:17.576	11.342	0.430	83.91	1:23.388	4
4	50	J	3 Fred McMULLAN	Kawasaki NINJA 300 - Orwell motorcycles Ipswich	8	11:17.694	11.460	0.118	83.90	1:23.443	2
5	196	J	4 Jack KIRSCH	Kawasaki NINJA 400 -	8	11:17.894	11.660	0.200	83.87	1:23.780	3
6	130	J	5 Owen MELLOR	Kawasaki NINJA 300 - Team Mellor Racing	8	11:18.681	12.447	0.787	83.78	1:23.108	3
7	47	J	6 Joe FARRAGHER	Kawasaki NINJA 400 - J C Utilities Ltd	8	11:28.222	21.988	9.541	82.61	1:24.255	3
8	77	J	7 Joe WHITE	Kawasaki NINJA 300 - Just In Graphics /Silverman I	8	11:28.446	22.212	0.224	82.59	1:24.695	2
9	65	S	2 Konrad BREESE	Kawasaki NINJA 300 - STIHL Racing	8	11:37.568	31.334	9.122	81.51	1:26.118	3
10	17	J	8 Charlotte MARCUZZO	Kawasaki NINJA 300 - Mack Solutions	8	11:37.703	31.469	0.135	81.49	1:26.262	2
11	177	S	3 Mark HARDY	Kawasaki NINJA 400 - me	8	11:42.969	36.735	5.266	80.88	1:26.215	2
12	19	S	4 Kathryn WALKER	Kawasaki NINJA 300 - Shorrock Motocycles & Auto'	8	11:43.158	36.924	0.189	80.86	1:26.288	4
13	131	J	9 Dylan MELLOR	Kawasaki NINJA 300 - Team Mellor Racing	8	11:43.383	37.149	0.225	80.83	1:26.070	2
14	0	S	5 Gael MACHARD	Kawasaki NINJA 400 -	8	12:07.566	1:01.332	24.183	78.15	1:29.280	8
15	34	J	10 Oliver ARBON	Kawasaki NINJA 300 -	8	12:11.285	1:05.051	3.719	77.75	1:29.007	4
16	221	J	11 Lewis LAKEY	Kawasaki NINJA 300 -	8	12:11.399	1:05.165	0.114	77.74	1:29.187	2
17	66	S	6 Mark SMITH	Kawasaki NINJA 300 - MHP EXHAUST S	8	12:15.010	1:08.776	3.611	77.36	1:29.982	7
18	88	S	7 David COURT	Kawasaki NINJA 300 -	8	12:15.576	1:09.342	0.566	77.30	1:29.478	7
19	81	P12	1 Keo WALKER	Kawasaki NINJA 300 - Martin Wight Electrical	8	12:15.995	1:09.761	0.419	77.25	1:30.539	4
20	48	S	8 Kevin SABBARTON	Kawasaki NINJA 300 - Karen Castle Opticians	8	12:18.745	1:12.511	2.750	76.96	1:30.239	4
21	70	S	9 Justin WHITE	Kawasaki NINJA 300 - Just In Graphics	8	12:21.182	1:14.948	2.437	76.71	1:30.615	4
22	777	P12	2 Maximus HARDY	Kawasaki NINJA 400 - DAD	8	12:22.169	1:15.935	0.987	76.61	1:30.179	5
23	40	S	10 Tom SPALDING	Kawasaki NINJA 300 -	8	12:26.132	1:19.898	3.963	76.20	1:30.966	3
24	400	S	11 Stuart THURTLIE	Kawasaki NINJA 400 - TeamTortoise Racing	8	12:26.721	1:20.487	0.589	76.14	1:31.329	6
25	99	S	12 Grant WALDER	Kawasaki NINJA 300 - Fins Motorcycles	8	12:27.950	1:21.716	1.229	76.02	1:31.017	3
26	60	P12	3 Lennon DOCHERTY	Kawasaki NINJA 300 - Doc Fit Training	8	12:30.487	1:24.253	2.537	75.76	1:32.172	7
27	12	J	12 Cameron CARR	Kawasaki NINJA 300 - Fairburn Heating Solutions	7	11:25.750	1 Lap	1 Lap	72.52	1:35.380	7
28	96	S	13 Giovanni BELIOSSI	Kawasaki NINJA 300 - ASR Accident Storage Reco'	7	11:26.108	1 Lap	0.358	72.49	1:35.627	7
29	71	S	14 Karie HENLY	Kawasaki NINJA 300 - Thomas Racing	7	12:12.476	1 Lap	46.368	67.90	1:41.397	4
30	18	J	13 George HIGGINS	Kawasaki NINJA 300 -	7	12:33.047	1 Lap	20.571	66.04	1:43.485	3
31	52	J	14 Connor WRIGHT	Kawasaki NINJA 300 - MUM &DAD	6	11:13.221	2 Laps	1 Lap	63.29	1:49.460	3

NOT CLASSIFIED

DNF	97	J	Ben PLATT	Kawasaki NINJA 400 - adss ltd	4	6:05.643	4 Laps	2 Laps	77.56	1:29.832	3
-----	----	---	-----------	-------------------------------	---	----------	--------	--------	-------	----------	---

FASTEST LAP

2	S	Joe THOMAS	Kawasaki NINJA 400 - 3D Racing	3	1:22.369	86.49 mph	139.20 kph
130	J	Owen MELLOR	Kawasaki NINJA 300 - Team Mellor Racing	3	1:23.108	85.72 mph	137.96 kph
777	P12	Maximus HARDY	Kawasaki NINJA 400 - DAD	5	1:30.179	79.00 mph	127.14 kph

Class S - 92.5% of Race Speed = 78.93 mph

Class J - 92.5% of Race Speed = 77.67 mph

Class P12 - 92.5% of Race Speed = 71.45 mph

Donington Park National
Circuit Length = 1.9790 miles
Start: 16:28 Flag 16:39 End: 16:41

Weather / Track : Cloudy / Dry

These results are provisional until the conclusion of any judicial and technical matters.

Clerk Of Course :	Steward :	Timekeeper :
-------------------	-----------	--------------

Results can be found at www.tsl-timing.com

Printed - 16:41 Saturday, 05 September 2020



BMCRC - MRO Championships 2020 - Rnd 3 @ Donington Park National

ACU Team Green Junior Cup & Senior 300

RACE 13 - LAP CHART

LAP 1 @ 16:29:51.009

NO	BEHIND	LAP TIME
2		1:26.575
50	1.694	1:28.269
196	1.914	1:28.489
113	2.023	1:28.598
130	2.089	1:28.664
55	2.170	1:28.745
47	3.065	1:29.640
77	3.949	1:30.524
17	4.820	1:31.395
65	5.107	1:31.682
131	5.806	1:32.381
177	6.072	1:32.647
19	6.294	1:32.869
97	8.298	1:34.873
0	8.566	1:35.141
34	9.981	1:36.556
221	10.122	1:36.697
66	11.090	1:37.665
81	11.387	1:37.962
88	12.071	1:38.646
40	12.441	1:39.016
70	12.708	1:39.283
48	13.402	1:39.977
777	13.506	1:40.081
99	14.151	1:40.726
400	14.464	1:41.039
60	14.569	1:41.144
12	17.252	1:43.827
96	17.696	1:44.271
18	24.716	1:51.291
71	28.246	1:54.821
52	32.985	1:59.560

LAP 2 @ 16:31:13.814

NO	BEHIND	LAP TIME
2		1:22.805
50	2.332	1:23.443
196	3.028	1:23.919
113	3.780	1:24.562
130	3.826	1:24.542
55	4.331	1:24.966
47	4.965	1:24.705
77	5.839	1:24.695
17	8.277	1:26.262
65	8.517	1:26.215
131	9.071	1:26.070
177	9.482	1:26.215
19	10.694	1:27.205
97	15.677	1:30.184
221	16.504	1:29.187
0	16.726	1:30.965
34	17.589	1:30.413
66	19.189	1:30.904
81	19.460	1:30.878
88	19.890	1:30.624
70	20.533	1:30.630
777	21.147	1:30.446
48	24.529	1:33.932
40	24.878	1:35.242
99	25.138	1:33.792
400	25.465	1:33.806
60	25.557	1:33.793

LAP 3 @ 16:32:36.183

NO	BEHIND	LAP TIME
2		1:22.369
50	3.602	1:23.639
196	4.439	1:23.780
113	4.539	1:23.128
130	4.565	1:23.108
55	5.371	1:23.409
47	6.851	1:24.255
77	8.419	1:24.949
65	12.266	1:26.118
17	12.276	1:26.368
177	14.481	1:27.368
131	14.855	1:28.153
19	15.688	1:27.363
97	23.140	1:29.832
221	24.214	1:30.079
0	24.443	1:30.086
34	24.927	1:29.707
66	27.637	1:30.817
81	27.963	1:30.872
88	28.256	1:30.735
70	28.875	1:30.711
777	31.110	1:32.332
48	33.255	1:31.095
40	33.475	1:30.966
99	33.786	1:31.017
60	35.451	1:32.263
400	36.043	1:32.947
12	47.272	1:38.264
96	47.493	1:37.797
18	1:08.961	1:43.485
71	1:09.156	1:42.444

LAP 4 @ 16:33:58.753

NO	BEHIND	LAP TIME
2		1:22.570
50	4.741	1:23.709
52	1 Lap	1:49.460
130	5.498	1:23.503
113	5.587	1:23.618
196	6.021	1:24.152
55	6.189	1:23.388
47	8.554	1:24.273
77	10.605	1:24.756
17	16.184	1:26.478
65	16.478	1:26.782
177	18.653	1:26.742
131	18.894	1:26.609
19	19.406	1:26.288
221	30.954	1:29.310
97	31.324	1:30.754
34	31.364	1:29.007
0	31.690	1:29.817
66	35.619	1:30.552
81	35.932	1:30.539
88	36.122	1:30.436
70	36.920	1:30.615

LAP 5 @ 16:35:21.806

NO	BEHIND	LAP TIME
2		1:23.053
71	1 Lap	1:41.397
113	7.213	1:24.679
50	7.331	1:25.643
130	7.457	1:25.012
196	7.468	1:24.500
55	7.574	1:24.438
18	1 Lap	1:44.814
47	11.253	1:25.752
77	12.605	1:25.053
17	19.640	1:26.509
65	19.734	1:26.309
131	22.941	1:27.100
177	23.274	1:27.674
19	23.556	1:27.203
52	1 Lap	1:52.543
221	38.550	1:30.649
34	38.862	1:30.551
0	38.888	1:30.251
66	43.917	1:31.351
81	44.241	1:31.362
88	44.497	1:31.428
70	45.129	1:31.262
777	46.017	1:30.179
48	48.116	1:30.245
99	51.106	1:31.851
40	51.982	1:32.881
400	53.964	1:32.113
60	54.942	1:32.624
12	1:16.217	1:37.223
96	1:16.761	1:37.661

LAP 6 @ 16:36:44.516

NO	BEHIND	LAP TIME
2		1:22.710
50	8.672	1:24.051
113	8.793	1:24.290
55	9.660	1:24.796
130	9.836	1:25.089
196	9.862	1:25.104
47	16.462	1:27.919
77	16.993	1:27.098
17	24.298	1:27.368
65	24.511	1:27.487
71	1 Lap	1:44.792
19	27.900	1:27.054
177	28.006	1:27.442
131	28.145	1:27.914
18	1 Lap	1:47.344
34	48.094	1:31.942
0	48.197	1:32.019
221	48.411	1:32.571
81	53.568	1:32.037

LAP 7 @ 16:38:07.411

NO	BEHIND	LAP TIME
2		1:22.895
12	1 Lap	1:36.781
96	1 Lap	1:36.348
113	9.892	1:23.994
55	10.170	1:23.405
130	10.687	1:23.746
50	10.783	1:25.006
196	10.897	1:23.930
47	18.971	1:25.404
77	19.724	1:25.626
17	28.055	1:26.652
65	28.232	1:26.616
19	32.455	1:27.450
177	32.661	1:27.550
131	33.055	1:27.805
71	1 Lap	1:43.281
0	55.309	1:30.007
34	56.437	1:31.238
221	56.814	1:31.298
18	1 Lap	1:47.345
66	1:01.370	1:29.982
88	1:01.579	1:29.478
81	1:01.869	1:31.196
48	1:04.167	1:31.137
777	1:05.119	1:31.496
70	1:06.366	1:34.145
400	1:11.599	1:31.911
40	1:11.949	1:32.284
99	1:12.766	1:33.461
60	1:14.006	1:32.172

LAP 8 @ 16:39:30.668

NO	BEHIND	LAP TIME
2		1:23.257
52	2 Laps	1:50.844
113	10.912	1:24.277
55	11.342	1:24.429
50	11.460	1:23.934
196	11.660	1:24.020
130	12.447	1:25.017
12	1 Lap	1:35.380
96	1 Lap	1:35.627
47	21.988	1:26.274
77	22.212	1:25.745
65	31.334	1:26.359
17	31.469	1:26.671
177	36.735	1:27.331
19	36.924	1:27.726
131	37.149	1:27.351
0	1:01.332	1:29.280
34	1:05.051	1:31.871

221	1:05.165	1:31.608
71	1 Lap	1:42.101
66	1:08.776	1:30.663
88	1:09.342	1:31.020
81	1:09.761	1:31.149
48	1:12.511	1:31.601
70	1:14.948	1:31.839
777	1:15.935	1:34.073
40	1:19.898	1:31.206
400	1:20.487	1:32.145
99	1:21.716	1:32.207
60	1:24.253	1:33.504
18	1 Lap	1:52.834

Weather / Track : Cloudy / Dry

Donington Park National
Circuit Length = 1.9790 miles
Start: 16:28 Flag 16:39 End: 16:41

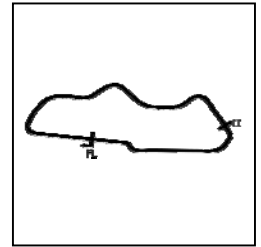
Results can be found at www.tsl-timing.com

Printed - 16:42 Saturday, 05 September 2020

BMCRC - MRO Championships 2020 - Rnd 3 @ Donington Park National

ACU Team Green Junior Cup & Senior 300

RACE 13 - SECTOR ANALYSIS



SECTOR 1 = FL to I1, SECTOR 2 = I1 to FL, DIFF = Difference To Personal Best Lap, P = Crossed Finish Line in Pit Lane, D = Time Disallowed

P1		2 S		Joe THOMAS		Kawasaki NINJA 400 - 3D Racing	
IDEAL LAP TIME : 1:22.241		BEST LAP TIME : 1:22.369		DIFFERENCE : 0.128			
LAP	SECTOR 1	SECTOR 2	LAP TIME	MPH	DIFF	TIME OF DAY	
1 -		29.493	1:26.575	82.29	4.206	16:29:51.009	
2 -	53.482	29.323	1:22.805	86.04	0.436	16:31:13.814	
3 -	53.288	29.081	1:22.369 (1)	86.49		16:32:36.183	
4 -	53.448	29.122	1:22.570 (2)	86.28	0.201	16:33:58.753	
5 -	53.194	29.859	1:23.053	85.78	0.684	16:35:21.806	
6 -	53.160	29.550	1:22.710 (3)	86.14	0.341	16:36:44.516	
7 -	53.590	29.305	1:22.895	85.94	0.526	16:38:07.411	
8 -	53.701	29.556	1:23.257	85.57	0.888	16:39:30.668	

P2		113 J		Mikey HARDIE		Kawasaki NINJA 400 - 113 Events Ltd	
IDEAL LAP TIME : 1:23.128		BEST LAP TIME : 1:23.128		DIFFERENCE : 0.000			
LAP	SECTOR 1	SECTOR 2	LAP TIME	MPH	DIFF	TIME OF DAY	
1 -		30.539	1:28.598	80.41	5.470	16:29:53.032	
2 -	54.680	29.882	1:24.562	84.25	1.434	16:31:17.594	
3 -	53.566	29.562	1:23.128 (1)	85.70		16:32:40.722	
4 -	53.757	29.861	1:23.618 (2)	85.20	0.490	16:34:04.340	
5 -	54.276	30.403	1:24.679	84.13	1.551	16:35:29.019	
6 -	54.489	29.801	1:24.290	84.52	1.162	16:36:53.309	
7 -	54.192	29.802	1:23.994 (3)	84.82	0.866	16:38:17.303	
8 -	54.641	29.636	1:24.277	84.53	1.149	16:39:41.580	

P3		55 J		Harrison DESOY		Kawasaki NINJA 400 - Eastern Garage Racing	
IDEAL LAP TIME : 1:23.124		BEST LAP TIME : 1:23.388		DIFFERENCE : 0.264			
LAP	SECTOR 1	SECTOR 2	LAP TIME	MPH	DIFF	TIME OF DAY	
1 -		29.744	1:28.745	80.28	5.357	16:29:53.179	
2 -	54.808	30.158	1:24.966	83.85	1.578	16:31:18.145	
3 -	53.888	29.521	1:23.409 (3)	85.41	0.021	16:32:41.554	
4 -	54.094	29.294	1:23.388 (1)	85.43		16:34:04.942	
5 -	54.415	30.023	1:24.438	84.37	1.050	16:35:29.380	
6 -	54.991	29.805	1:24.796	84.02	1.408	16:36:54.176	
7 -	53.830	29.575	1:23.405 (2)	85.42	0.017	16:38:17.581	
8 -	54.598	29.831	1:24.429	84.38	1.041	16:39:42.010	

P4		50 J		Fred McMULLAN		Kawasaki NINJA 300 - Orwell motorcycles Ipswich	
IDEAL LAP TIME : 1:23.443		BEST LAP TIME : 1:23.443		DIFFERENCE : 0.000			
LAP	SECTOR 1	SECTOR 2	LAP TIME	MPH	DIFF	TIME OF DAY	
1 -		30.012	1:28.269	80.71	4.826	16:29:52.703	
2 -	53.595	29.848	1:23.443 (1)	85.38		16:31:16.146	
3 -	53.740	29.899	1:23.639 (2)	85.18	0.196	16:32:39.785	
4 -	53.705	30.004	1:23.709 (3)	85.11	0.266	16:34:03.494	
5 -	54.440	31.203	1:25.643	83.19	2.200	16:35:29.137	
6 -	54.189	29.862	1:24.051	84.76	0.608	16:36:53.188	
7 -	54.413	30.593	1:25.006	83.81	1.563	16:38:18.194	
8 -	54.069	29.865	1:23.934	84.88	0.491	16:39:42.128	

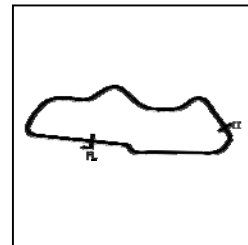
Weather / Track : Cloudy / Dry

Donington Park National
Circuit Length = 1.9790 miles
Start: 16:28 Flag 16:39 End: 16:41

BMCRC - MRO Championships 2020 - Rnd 3 @ Donington Park National

ACU Team Green Junior Cup & Senior 300

RACE 13 - SECTOR ANALYSIS



SECTOR 1 = FL to I1, SECTOR 2 = I1 to FL, DIFF = Difference To Personal Best Lap, P = Crossed Finish Line in Pit Lane, D = Time Disallowed

P5 196 J Jack KIRSCH		Kawasaki NINJA 400 -				
IDEAL LAP TIME : 1:23.411		BEST LAP TIME : 1:23.780		DIFFERENCE : 0.369		
LAP	SECTOR 1	SECTOR 2	LAP TIME	MPH	DIFF	TIME OF DAY
1 -		30.430	1:28.489	80.51	4.709	16:29:52.923
2 -	54.193	29.726	1:23.919 (2)	84.89	0.139	16:31:16.842
3 -	53.990	29.790	1:23.780 (1)	85.03		16:32:40.622
4 -	54.731	29.421	1:24.152	84.66	0.372	16:34:04.774
5 -	54.319	30.181	1:24.500	84.31	0.720	16:35:29.274
6 -	54.566	30.538	1:25.104	83.71	1.324	16:36:54.378
7 -	54.246	29.684	1:23.930 (3)	84.88	0.150	16:38:18.308
8 -	54.541	29.479	1:24.020	84.79	0.240	16:39:42.328

P6 130 J Owen MELLOR		Kawasaki NINJA 300 - Team Mellor Racing				
IDEAL LAP TIME : 1:23.108		BEST LAP TIME : 1:23.108		DIFFERENCE : 0.000		
LAP	SECTOR 1	SECTOR 2	LAP TIME	MPH	DIFF	TIME OF DAY
1 -		30.149	1:28.664	80.35	5.556	16:29:53.098
2 -	54.575	29.967	1:24.542	84.27	1.434	16:31:17.640
3 -	53.772	29.336	1:23.108 (1)	85.72		16:32:40.748
4 -	53.922	29.581	1:23.503 (2)	85.32	0.395	16:34:04.251
5 -	54.893	30.119	1:25.012	83.80	1.904	16:35:29.263
6 -	54.728	30.361	1:25.089	83.73	1.981	16:36:54.352
7 -	54.063	29.683	1:23.746 (3)	85.07	0.638	16:38:18.098
8 -	55.411	29.606	1:25.017	83.80	1.909	16:39:43.115

P7 47 J Joe FARRAGHER		Kawasaki NINJA 400 - J C Utilities Ltd				
IDEAL LAP TIME : 1:24.177		BEST LAP TIME : 1:24.255		DIFFERENCE : 0.078		
LAP	SECTOR 1	SECTOR 2	LAP TIME	MPH	DIFF	TIME OF DAY
1 -		30.105	1:29.640	79.47	5.385	16:29:54.074
2 -	54.194	30.511	1:24.705 (3)	84.11	0.450	16:31:18.779
3 -	54.272	29.983	1:24.255 (1)	84.56		16:32:43.034
4 -	54.229	30.044	1:24.273 (2)	84.54	0.018	16:34:07.307
5 -	55.187	30.565	1:25.752	83.08	1.497	16:35:33.059
6 -	56.989	30.930	1:27.919	81.03	3.664	16:37:00.978
7 -	54.974	30.430	1:25.404	83.42	1.149	16:38:26.382
8 -	55.521	30.753	1:26.274	82.58	2.019	16:39:52.656

P8 77 J Joe WHITE		Kawasaki NINJA 300 - Just In Graphics /Silverman Field				
IDEAL LAP TIME : 1:24.691		BEST LAP TIME : 1:24.695		DIFFERENCE : 0.004		
LAP	SECTOR 1	SECTOR 2	LAP TIME	MPH	DIFF	TIME OF DAY
1 -		30.604	1:30.524	78.70	5.829	16:29:54.958
2 -	54.391	30.304	1:24.695 (1)	84.12		16:31:19.653
3 -	54.484	30.465	1:24.949 (3)	83.86	0.254	16:32:44.602
4 -	54.423	30.333	1:24.756 (2)	84.06	0.061	16:34:09.358
5 -	54.387	30.666	1:25.053	83.76	0.358	16:35:34.411
6 -	56.056	31.042	1:27.098	81.80	2.403	16:37:01.509
7 -	54.755	30.871	1:25.626	83.20	0.931	16:38:27.135
8 -	55.132	30.613	1:25.745	83.09	1.050	16:39:52.880

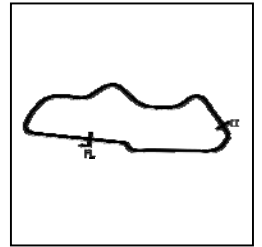
Weather / Track : Cloudy / Dry

Donington Park National
Circuit Length = 1.9790 miles
Start: 16:28 Flag 16:39 End: 16:41

BMCRC - MRO Championships 2020 - Rnd 3 @ Donington Park National

ACU Team Green Junior Cup & Senior 300

RACE 13 - SECTOR ANALYSIS



SECTOR 1 = FL to I1, SECTOR 2 = I1 to FL, DIFF = Difference To Personal Best Lap, P = Crossed Finish Line in Pit Lane, D = Time Disallowed

P9	65 S	Konrad BREESE	Kawasaki NINJA 300 - STIHL Racing			
IDEAL LAP TIME : 1:25.856		BEST LAP TIME : 1:26.118	DIFFERENCE : 0.262			

LAP	SECTOR 1	SECTOR 2	LAP TIME	MPH	DIFF	TIME OF DAY
1 -		30.754	1:31.682	77.70	5.564	16:29:56.116
2 -	55.572	30.643	1:26.215 (2)	82.63	0.097	16:31:22.331
3 -	55.652	30.466	1:26.118 (1)	82.73		16:32:48.449
4 -	55.986	30.796	1:26.782	82.09	0.664	16:34:15.231
5 -	55.392	30.917	1:26.309 (3)	82.54	0.191	16:35:41.540
6 -	56.162	31.325	1:27.487	81.43	1.369	16:37:09.027
7 -	55.731	30.885	1:26.616	82.25	0.498	16:38:35.643
8 -	55.895	30.464	1:26.359	82.50	0.241	16:40:02.002

P10	17 J	Charlotte MARCUZZO	Kawasaki NINJA 300 - Mack Solutions			
IDEAL LAP TIME : 1:25.764		BEST LAP TIME : 1:26.262	DIFFERENCE : 0.498			

LAP	SECTOR 1	SECTOR 2	LAP TIME	MPH	DIFF	TIME OF DAY
1 -		30.861	1:31.395	77.95	5.133	16:29:55.829
2 -	55.703	30.559	1:26.262 (1)	82.59		16:31:22.091
3 -	55.689	30.679	1:26.368 (2)	82.49	0.106	16:32:48.459
4 -	56.254	30.224	1:26.478 (3)	82.38	0.216	16:34:14.937
5 -	55.540	30.969	1:26.509	82.35	0.247	16:35:41.446
6 -	56.491	30.877	1:27.368	81.54	1.106	16:37:08.814
7 -	55.799	30.853	1:26.652	82.22	0.390	16:38:35.466
8 -	55.916	30.755	1:26.671	82.20	0.409	16:40:02.137

P11	177 S	Mark HARDY	Kawasaki NINJA 400 - me			
IDEAL LAP TIME : 1:26.215		BEST LAP TIME : 1:26.215	DIFFERENCE : 0.000			

LAP	SECTOR 1	SECTOR 2	LAP TIME	MPH	DIFF	TIME OF DAY
1 -		31.273	1:32.647	76.90	6.432	16:29:57.081
2 -	55.594	30.621	1:26.215 (1)	82.63		16:31:23.296
3 -	56.346	31.022	1:27.368	81.54	1.153	16:32:50.664
4 -	55.811	30.931	1:26.742 (2)	82.13	0.527	16:34:17.406
5 -	56.760	30.914	1:27.674	81.26	1.459	16:35:45.080
6 -	56.512	30.930	1:27.442	81.47	1.227	16:37:12.522
7 -	56.648	30.902	1:27.550	81.37	1.335	16:38:40.072
8 -	55.854	31.477	1:27.331 (3)	81.58	1.116	16:40:07.403

P12	19 S	Kathryn WALKER	Kawasaki NINJA 300 - Shorrock Motorcycles & AutoSmart Presti			
IDEAL LAP TIME : 1:26.158		BEST LAP TIME : 1:26.288	DIFFERENCE : 0.130			

LAP	SECTOR 1	SECTOR 2	LAP TIME	MPH	DIFF	TIME OF DAY
1 -		31.235	1:32.869	76.71	6.581	16:29:57.303
2 -	55.903	31.302	1:27.205	81.69	0.917	16:31:24.508
3 -	56.380	30.983	1:27.363	81.55	1.075	16:32:51.871
4 -	55.480	30.808	1:26.288 (1)	82.56		16:34:18.159
5 -	56.525	30.678	1:27.203 (3)	81.70	0.915	16:35:45.362
6 -	55.995	31.059	1:27.054 (2)	81.84	0.766	16:37:12.416
7 -	56.279	31.171	1:27.450	81.47	1.162	16:38:39.866
8 -	56.321	31.405	1:27.726	81.21	1.438	16:40:07.592

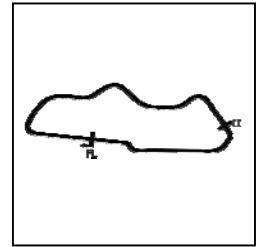
Weather / Track : Cloudy / Dry

Donington Park National
Circuit Length = 1.9790 miles
Start: 16:28 Flag 16:39 End: 16:41

BMCRC - MRO Championships 2020 - Rnd 3 @ Donington Park National

ACU Team Green Junior Cup & Senior 300

RACE 13 - SECTOR ANALYSIS



SECTOR 1 = FL to I1, SECTOR 2 = I1 to FL, DIFF = Difference To Personal Best Lap, P = Crossed Finish Line in Pit Lane, D = Time Disallowed

P13	131 J	Dylan MELLOR	Kawasaki NINJA 300 - Team Mellor Racing			
IDEAL LAP TIME : 1:26.059		BEST LAP TIME : 1:26.070		DIFFERENCE : 0.011		

LAP	SECTOR 1	SECTOR 2	LAP TIME	MPH	DIFF	TIME OF DAY
1 -		31.190	1:32.381	77.12	6.311	16:29:56.815
2 -	55.774	30.296	1:26.070 (1)	82.77		16:31:22.885
3 -	57.059	31.094	1:28.153	80.82	2.083	16:32:51.038
4 -	55.763	30.846	1:26.609 (2)	82.26	0.539	16:34:17.647
5 -	56.289	30.811	1:27.100 (3)	81.79	1.030	16:35:44.747
6 -	56.388	31.526	1:27.914	81.04	1.844	16:37:12.661
7 -	56.707	31.098	1:27.805	81.14	1.735	16:38:40.466
8 -	56.178	31.173	1:27.351	81.56	1.281	16:40:07.817

P14	0 S	Gael MACHARD	Kawasaki NINJA 400 -			
IDEAL LAP TIME : 1:28.941		BEST LAP TIME : 1:29.280		DIFFERENCE : 0.339		

LAP	SECTOR 1	SECTOR 2	LAP TIME	MPH	DIFF	TIME OF DAY
1 -		32.988	1:35.141	74.88	5.861	16:29:59.575
2 -	58.719	32.246	1:30.965	78.32	1.685	16:31:30.540
3 -	58.183	31.903	1:30.086	79.08	0.806	16:33:00.626
4 -	58.383	31.434	1:29.817 (2)	79.32	0.537	16:34:30.443
5 -	57.870	32.381	1:30.251	78.94	0.971	16:36:00.694
6 -	59.391	32.628	1:32.019	77.42	2.739	16:37:32.713
7 -	57.507	32.500	1:30.007 (3)	79.15	0.727	16:39:02.720
8 -	57.554	31.726	1:29.280 (1)	79.80		16:40:32.000

P15	34 J	Oliver ARBON	Kawasaki NINJA 300 -			
IDEAL LAP TIME : 1:29.007		BEST LAP TIME : 1:29.007		DIFFERENCE : 0.000		

LAP	SECTOR 1	SECTOR 2	LAP TIME	MPH	DIFF	TIME OF DAY
1 -		32.691	1:36.556	73.78	7.549	16:30:00.990
2 -	58.106	32.307	1:30.413 (3)	78.80	1.406	16:31:31.403
3 -	57.877	31.830	1:29.707 (2)	79.42	0.700	16:33:01.110
4 -	57.361	31.646	1:29.007 (1)	80.04		16:34:30.117
5 -	57.987	32.564	1:30.551	78.68	1.544	16:36:00.668
6 -	59.062	32.880	1:31.942	77.49	2.935	16:37:32.610
7 -	58.177	33.061	1:31.238	78.08	2.231	16:39:03.848
8 -	57.811	34.060	1:31.871	77.55	2.864	16:40:35.719

P16	221 J	Lewis LAKEY	Kawasaki NINJA 300 -			
IDEAL LAP TIME : 1:29.099		BEST LAP TIME : 1:29.187		DIFFERENCE : 0.088		

LAP	SECTOR 1	SECTOR 2	LAP TIME	MPH	DIFF	TIME OF DAY
1 -		32.442	1:36.697	73.67	7.510	16:30:01.131
2 -	57.753	31.434	1:29.187 (1)	79.88		16:31:30.318
3 -	58.610	31.469	1:30.079 (3)	79.09	0.892	16:33:00.397
4 -	57.665	31.645	1:29.310 (2)	79.77	0.123	16:34:29.707
5 -	58.172	32.477	1:30.649	78.59	1.462	16:36:00.356
6 -	59.944	32.627	1:32.571	76.96	3.384	16:37:32.927
7 -	58.240	33.058	1:31.298	78.03	2.111	16:39:04.225
8 -	57.904	33.704	1:31.608	77.77	2.421	16:40:35.833

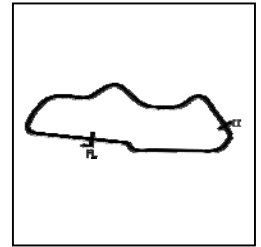
Weather / Track : Cloudy / Dry

Donington Park National
Circuit Length = 1.9790 miles
Start: 16:28 Flag 16:39 End: 16:41

BMCRC - MRO Championships 2020 - Rnd 3 @ Donington Park National

ACU Team Green Junior Cup & Senior 300

RACE 13 - SECTOR ANALYSIS



SECTOR 1 = FL to I1, SECTOR 2 = I1 to FL, DIFF = Difference To Personal Best Lap, P = Crossed Finish Line in Pit Lane, D = Time Disallowed

P17	66 S	Mark SMITH	Kawasaki NINJA 300 - MHP EXHAUST'S			
IDEAL LAP TIME : 1:29.771		BEST LAP TIME : 1:29.982	DIFFERENCE : 0.211			

LAP	SECTOR 1	SECTOR 2	LAP TIME	MPH	DIFF	TIME OF DAY
1 -		31.863	1:37.665	72.94	7.683	16:30:02.099
2 -	59.000	31.904	1:30.904	78.37	0.922	16:31:33.003
3 -	58.750	32.067	1:30.817	78.45	0.835	16:33:03.820
4 -	58.715	31.837	1:30.552 (2)	78.68	0.570	16:34:34.372
5 -	59.097	32.254	1:31.351	77.99	1.369	16:36:05.723
6 -	1:00.182	32.894	1:33.076	76.54	3.094	16:37:38.799
7 -	57.934	32.048	1:29.982 (1)	79.17		16:39:08.781
8 -	58.472	32.191	1:30.663 (3)	78.58	0.681	16:40:39.444

P18	88 S	David COURT	Kawasaki NINJA 300 -			
IDEAL LAP TIME : 1:29.478		BEST LAP TIME : 1:29.478	DIFFERENCE : 0.000			

LAP	SECTOR 1	SECTOR 2	LAP TIME	MPH	DIFF	TIME OF DAY
1 -		32.397	1:38.646	72.22	9.168	16:30:03.080
2 -	58.385	32.239	1:30.624 (3)	78.61	1.146	16:31:33.704
3 -	58.766	31.969	1:30.735	78.52	1.257	16:33:04.439
4 -	58.654	31.782	1:30.436 (2)	78.78	0.958	16:34:34.875
5 -	59.164	32.264	1:31.428	77.92	1.950	16:36:06.303
6 -	1:00.174	33.035	1:33.209	76.43	3.731	16:37:39.512
7 -	57.710	31.768	1:29.478 (1)	79.62		16:39:08.990
8 -	59.247	31.773	1:31.020	78.27	1.542	16:40:40.010

P19	81 P12	Keo WALKER	Kawasaki NINJA 300 - Martin Wight Electrical			
IDEAL LAP TIME : 1:30.539		BEST LAP TIME : 1:30.539	DIFFERENCE : 0.000			

LAP	SECTOR 1	SECTOR 2	LAP TIME	MPH	DIFF	TIME OF DAY
1 -		32.865	1:37.962	72.72	7.423	16:30:02.396
2 -	58.405	32.473	1:30.878 (3)	78.39	0.339	16:31:33.274
3 -	58.134	32.738	1:30.872 (2)	78.40	0.333	16:33:04.146
4 -	58.126	32.413	1:30.539 (1)	78.69		16:34:34.685
5 -	58.586	32.776	1:31.362	77.98	0.823	16:36:06.047
6 -	59.442	32.595	1:32.037	77.41	1.498	16:37:38.084
7 -	58.438	32.758	1:31.196	78.12	0.657	16:39:09.280
8 -	58.575	32.574	1:31.149	78.16	0.610	16:40:40.429

P20	48 S	Kevin SABBARTON	Kawasaki NINJA 300 - Karen Castle Opticians			
IDEAL LAP TIME : 1:30.105		BEST LAP TIME : 1:30.239	DIFFERENCE : 0.134			

LAP	SECTOR 1	SECTOR 2	LAP TIME	MPH	DIFF	TIME OF DAY
1 -		32.952	1:39.977	71.26	9.738	16:30:04.411
2 -	1:00.977	32.955	1:33.932	75.84	3.693	16:31:38.343
3 -	58.890	32.205	1:31.095	78.21	0.856	16:33:09.438
4 -	58.024	32.215	1:30.239 (1)	78.95		16:34:39.677
5 -	57.907	32.338	1:30.245 (2)	78.94	0.006	16:36:09.922
6 -	57.900	32.619	1:30.519 (3)	78.70	0.280	16:37:40.441
7 -	58.493	32.644	1:31.137	78.17	0.898	16:39:11.578
8 -	59.079	32.522	1:31.601	77.77	1.362	16:40:43.179

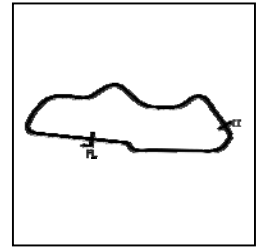
Weather / Track : Cloudy / Dry

Donington Park National
Circuit Length = 1.9790 miles
Start: 16:28 Flag 16:39 End: 16:41

BMCRC - MRO Championships 2020 - Rnd 3 @ Donington Park National

ACU Team Green Junior Cup & Senior 300

RACE 13 - SECTOR ANALYSIS



SECTOR 1 = FL to I1, SECTOR 2 = I1 to FL, DIFF = Difference To Personal Best Lap, P = Crossed Finish Line in Pit Lane, D = Time Disallowed

P21	70 S	Justin WHITE	Kawasaki NINJA 300 - Just In Graphics			
IDEAL LAP TIME : 1:30.283		BEST LAP TIME : 1:30.615	DIFFERENCE : 0.332			

LAP	SECTOR 1	SECTOR 2	LAP TIME	MPH	DIFF	TIME OF DAY
1 -		32.857	1:39.283	71.76	8.668	16:30:03.717
2 -	58.290	32.340	1:30.630 (2)	78.61	0.015	16:31:34.347
3 -	58.600	32.111	1:30.711 (3)	78.54	0.096	16:33:05.058
4 -	58.622	31.993	1:30.615 (1)	78.62		16:34:35.673
5 -	58.545	32.717	1:31.262	78.06	0.647	16:36:06.935
6 -	59.476	33.221	1:32.697	76.85	2.082	16:37:39.632
7 -	1:01.491	32.654	1:34.145	75.67	3.530	16:39:13.777
8 -	59.310	32.529	1:31.839	77.57	1.224	16:40:45.616

P22	777 P12	Maximus HARDY	Kawasaki NINJA 400 - DAD			
IDEAL LAP TIME : 1:30.138		BEST LAP TIME : 1:30.179	DIFFERENCE : 0.041			

LAP	SECTOR 1	SECTOR 2	LAP TIME	MPH	DIFF	TIME OF DAY
1 -		33.109	1:40.081	71.18	9.902	16:30:04.515
2 -	58.291	32.155	1:30.446 (3)	78.77	0.267	16:31:34.961
3 -	59.856	32.476	1:32.332	77.16	2.153	16:33:07.293
4 -	58.197	32.154	1:30.351 (2)	78.85	0.172	16:34:37.644
5 -	57.984	32.195	1:30.179 (1)	79.00		16:36:07.823
6 -	58.741	34.470	1:33.211	76.43	3.032	16:37:41.034
7 -	59.138	32.358	1:31.496	77.86	1.317	16:39:12.530
8 -	1:00.742	33.331	1:34.073	75.73	3.894	16:40:46.603

P23	40 S	Tom SPALDING	Kawasaki NINJA 300 -			
IDEAL LAP TIME : 1:30.868		BEST LAP TIME : 1:30.966	DIFFERENCE : 0.098			

LAP	SECTOR 1	SECTOR 2	LAP TIME	MPH	DIFF	TIME OF DAY
1 -		33.351	1:39.016	71.95	8.050	16:30:03.450
2 -	1:02.014	33.228	1:35.242	74.80	4.276	16:31:38.692
3 -	58.741	32.225	1:30.966 (1)	78.32		16:33:09.658
4 -	58.643	32.606	1:31.249 (3)	78.07	0.283	16:34:40.907
5 -	59.418	33.463	1:32.881	76.70	1.915	16:36:13.788
6 -	59.416	33.872	1:33.288	76.37	2.322	16:37:47.076
7 -	59.997	32.287	1:32.284	77.20	1.318	16:39:19.360
8 -	58.788	32.418	1:31.206 (2)	78.11	0.240	16:40:50.566

P24	400 S	Stuart THURTLÉ	Kawasaki NINJA 400 - TeamTortoise Racing			
IDEAL LAP TIME : 1:31.329		BEST LAP TIME : 1:31.329	DIFFERENCE : 0.000			

LAP	SECTOR 1	SECTOR 2	LAP TIME	MPH	DIFF	TIME OF DAY
1 -		32.764	1:41.039	70.51	9.710	16:30:05.473
2 -	1:00.946	32.860	1:33.806	75.95	2.477	16:31:39.279
3 -	1:00.465	32.482	1:32.947	76.65	1.618	16:33:12.226
4 -	59.063	32.368	1:31.431 (2)	77.92	0.102	16:34:43.657
5 -	59.358	32.755	1:32.113	77.34	0.784	16:36:15.770
6 -	58.992	32.337	1:31.329 (1)	78.01		16:37:47.099
7 -	59.500	32.411	1:31.911 (3)	77.51	0.582	16:39:19.010
8 -	59.801	32.344	1:32.145	77.31	0.816	16:40:51.155

BMCRC - MRO Championships 2020 - Rnd 3 @ Donington Park National

ACU Team Green Junior Cup & Senior 300

RACE 13 - SECTOR ANALYSIS



SECTOR 1 = FL to I1, SECTOR 2 = I1 to FL, DIFF = Difference To Personal Best Lap, P = Crossed Finish Line in Pit Lane, D = Time Disallowed

P25 99 S		Grant WALDER		Kawasaki NINJA 300 - Fins Motorcycles		
IDEAL LAP TIME : 1:30.942		BEST LAP TIME : 1:31.017		DIFFERENCE : 0.075		
LAP	SECTOR 1	SECTOR 2	LAP TIME	MPH	DIFF	TIME OF DAY
1 -		32.585	1:40.726	70.73	9.709	16:30:05.160
2 -	1:00.900	32.892	1:33.792	75.96	2.775	16:31:38.952
3 -	58.876	32.141	1:31.017 (1)	78.27		16:33:09.969
4 -	58.801	32.291	1:31.092 (2)	78.21	0.075	16:34:41.061
5 -	59.055	32.796	1:31.851 (3)	77.56	0.834	16:36:12.912
6 -	1:00.452	33.352	1:33.804	75.95	2.787	16:37:46.716
7 -	1:00.865	32.596	1:33.461	76.23	2.444	16:39:20.177
8 -	59.557	32.650	1:32.207	77.26	1.190	16:40:52.384

P26 60 P12		Lennon DOCHERTY		Kawasaki NINJA 300 - Doc Fit Training		
IDEAL LAP TIME : 1:31.490		BEST LAP TIME : 1:32.172		DIFFERENCE : 0.682		
LAP	SECTOR 1	SECTOR 2	LAP TIME	MPH	DIFF	TIME OF DAY
1 -		33.276	1:41.144	70.44	8.972	16:30:05.578
2 -	1:00.116	33.677	1:33.793	75.96	1.621	16:31:39.371
3 -	59.972	32.291	1:32.263 (2)	77.22	0.091	16:33:11.634
4 -	59.199	32.291	1:32.490 (3)	77.03	0.318	16:34:44.124
5 -	59.482	33.142	1:32.624	76.92	0.452	16:36:16.748
6 -	59.639	32.858	1:32.497	77.02	0.325	16:37:49.245
7 -	59.518	32.654	1:32.172 (1)	77.29		16:39:21.417
8 -	1:00.043	33.461	1:33.504	76.19	1.332	16:40:54.921

P27 12 J		Cameron CARR		Kawasaki NINJA 300 - Fairburn Heating Solutions		
IDEAL LAP TIME : 1:35.380		BEST LAP TIME : 1:35.380		DIFFERENCE : 0.000		
LAP	SECTOR 1	SECTOR 2	LAP TIME	MPH	DIFF	TIME OF DAY
1 -		34.326	1:43.827	68.61	8.447	16:30:08.261
2 -	1:02.865	34.065	1:36.930 (3)	73.50	1.550	16:31:45.191
3 -	1:03.607	34.657	1:38.264	72.50	2.884	16:33:23.455
4 -	1:03.332	34.013	1:37.345	73.18	1.965	16:35:00.800
5 -	1:02.960	34.263	1:37.223	73.28	1.843	16:36:38.023
6 -	1:02.701	34.080	1:36.781 (2)	73.61	1.401	16:38:14.804
7 -	1:02.049	33.331	1:35.380 (1)	74.69		16:39:50.184

P28 96 S		Giovanni BELIOSSI		Kawasaki NINJA 300 - ASR Accident Storage Recovery		
IDEAL LAP TIME : 1:35.627		BEST LAP TIME : 1:35.627		DIFFERENCE : 0.000		
LAP	SECTOR 1	SECTOR 2	LAP TIME	MPH	DIFF	TIME OF DAY
1 -		34.241	1:44.271	68.32	8.644	16:30:08.705
2 -	1:03.104	34.070	1:37.174 (3)	73.31	1.547	16:31:45.879
3 -	1:03.233	34.564	1:37.797	72.85	2.170	16:33:23.676
4 -	1:03.422	33.808	1:37.230	73.27	1.603	16:35:00.906
5 -	1:03.020	34.641	1:37.661	72.95	2.034	16:36:38.567
6 -	1:02.473	33.875	1:36.348 (2)	73.94	0.721	16:38:14.915
7 -	1:01.912	33.715	1:35.627 (1)	74.50		16:39:50.542

P29 71 S		Karie HENLY		Kawasaki NINJA 300 - Thomas Racing		
IDEAL LAP TIME : 1:41.183		BEST LAP TIME : 1:41.397		DIFFERENCE : 0.214		
LAP	SECTOR 1	SECTOR 2	LAP TIME	MPH	DIFF	TIME OF DAY
1 -		34.889	1:54.821	62.04	13.424	16:30:19.255
2 -	1:07.324	36.316	1:43.640	68.74	2.243	16:32:02.895
3 -	1:07.021	35.423	1:42.444 (3)	69.54	1.047	16:33:45.339
4 -	1:06.294	35.103	1:41.397 (1)	70.26		16:35:26.736
5 -	1:07.812	36.980	1:44.792	67.98	3.395	16:37:11.528
6 -	1:07.973	35.308	1:43.281	68.98	1.884	16:38:54.809
7 -	1:06.670	35.431	1:42.101 (2)	69.78	0.704	16:40:36.910

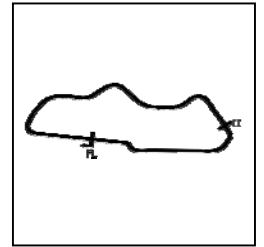
Weather / Track : Cloudy / Dry

Donington Park National
Circuit Length = 1.9790 miles
Start: 16:28 Flag 16:39 End: 16:41

BMCRC - MRO Championships 2020 - Rnd 3 @ Donington Park National

ACU Team Green Junior Cup & Senior 300

RACE 13 - SECTOR ANALYSIS



SECTOR 1 = FL to I1, SECTOR 2 = I1 to FL, DIFF = Difference To Personal Best Lap, P = Crossed Finish Line in Pit Lane, D = Time Disallowed

P30 18 J		George HIGGINS		Kawasaki NINJA 300 -		
IDEAL LAP TIME : 1:43.463		BEST LAP TIME : 1:43.485		DIFFERENCE : 0.022		
LAP	SECTOR 1	SECTOR 2	LAP TIME	MPH	DIFF	TIME OF DAY
1 -		36.441	1:51.291	64.01	7.806	16:30:15.725
2 -	1:08.782	37.152	1:45.934 (3)	67.25	2.449	16:32:01.659
3 -	1:07.118	36.367	1:43.485 (1)	68.84		16:33:45.144
4 -	1:07.096	37.718	1:44.814 (2)	67.97	1.329	16:35:29.958
5 -	1:08.889	38.455	1:47.344	66.37	3.859	16:37:17.302
6 -	1:09.515	37.830	1:47.345	66.37	3.860	16:39:04.647
7 -	1:13.925	38.909	1:52.834	63.14	9.349	16:40:57.481

P31 52 J		Connor WRIGHT		Kawasaki NINJA 300 - MUM & DAD		
IDEAL LAP TIME : 1:48.249		BEST LAP TIME : 1:49.460		DIFFERENCE : 1.211		
LAP	SECTOR 1	SECTOR 2	LAP TIME	MPH	DIFF	TIME OF DAY
1 -		39.267	1:59.560	59.59	10.100	16:30:23.994
2 -	1:12.953	37.197	1:50.150 (2)	64.68	0.690	16:32:14.144
3 -	1:11.052	38.408	1:49.460 (1)	65.08		16:34:03.604
4 -	1:14.431	38.112	1:52.543	63.30	3.083	16:35:56.147
5 -	1:11.209	39.455	1:50.664 (3)	64.38	1.204	16:37:46.811
6 -	1:11.952	38.892	1:50.844	64.27	1.384	16:39:37.655

P32 97 J		Ben PLATT		Kawasaki NINJA 400 - adss ltd		
IDEAL LAP TIME : 1:29.779		BEST LAP TIME : 1:29.832		DIFFERENCE : 0.053		
LAP	SECTOR 1	SECTOR 2	LAP TIME	MPH	DIFF	TIME OF DAY
1 -		31.429	1:34.873	75.09	5.041	16:29:59.307
2 -	58.778	31.406	1:30.184 (2)	79.00	0.352	16:31:29.491
3 -	58.539	31.293	1:29.832 (1)	79.31		16:32:59.323
4 -	59.462	31.292	1:30.754 (3)	78.50	0.922	16:34:30.077

Weather / Track : Cloudy / Dry

Donington Park National
 Circuit Length = 1.9790 miles
 Start: 16:28 Flag 16:39 End: 16:41

BMCRC - MRO Championships 2020 - Rnd 3 @ Donington Park National

ACU Team Green Junior Cup & Senior 300

RACE 13 - BEST SECTORS

SECTOR 1			SECTOR 2			IDEAL / BEST COMPARISON						
POS	NO	NAME	TIME	NO	NAME	TIME	POS	NO	NAME	IDEAL	BEST	DIFF
									PERFECT LAP	1:22.241		
1	2	THOMAS	53.160	2	THOMAS	29.081	1	2	THOMAS	1:22.241	1:22.369	0.128
2	113	HARDIE	53.566	55	DESSOY	29.294	2	130	MELLOR	1:23.108	1:23.108	0.000
3	50	McMULLAN	53.595	130	MELLOR	29.336	3	55	DESSOY	1:23.124	1:23.388	0.264
4	130	MELLOR	53.772	196	KIRSCH	29.421	4	113	HARDIE	1:23.128	1:23.128	0.000
5	55	DESSOY	53.830	113	HARDIE	29.562	5	196	KIRSCH	1:23.411	1:23.780	0.369
6	196	KIRSCH	53.990	50	McMULLAN	29.848	6	50	McMULLAN	1:23.443	1:23.443	0.000
7	47	FARRAGHER	54.194	47	FARRAGHER	29.983	7	47	FARRAGHER	1:24.177	1:24.255	0.078
8	77	WHITE	54.387	17	MARCUZZO	30.224	8	77	WHITE	1:24.691	1:24.695	0.004
9	65	BREESE	55.392	131	MELLOR	30.296	9	17	MARCUZZO	1:25.764	1:26.262	0.498
10	19	WALKER	55.480	77	WHITE	30.304	10	65	BREESE	1:25.856	1:26.118	0.262
11	17	MARCUZZO	55.540	65	BREESE	30.464	11	131	MELLOR	1:26.059	1:26.070	0.011
12	177	HARDY	55.594	177	HARDY	30.621	12	19	WALKER	1:26.158	1:26.288	0.130
13	131	MELLOR	55.763	19	WALKER	30.678	13	177	HARDY	1:26.215	1:26.215	0.000
14	34	ARBON	57.361	97	PLATT	31.292	14	0	MACHARD	1:28.941	1:29.280	0.339
15	0	MACHARD	57.507	0	MACHARD	31.434	15	34	ARBON	1:29.007	1:29.007	0.000
16	221	LAKEY	57.665	221	LAKEY	31.434	16	221	LAKEY	1:29.099	1:29.187	0.088
17	88	COURT	57.710	34	ARBON	31.646	17	88	COURT	1:29.478	1:29.478	0.000
18	48	SABBARTON	57.900	88	COURT	31.768	18	66	SMITH	1:29.771	1:29.982	0.211
19	66	SMITH	57.934	66	SMITH	31.837	19	97	PLATT	1:29.779	1:29.832	0.053
20	777	HARDY	57.984	70	WHITE	31.993	20	48	SABBARTON	1:30.105	1:30.239	0.134
21	81	WALKER	58.126	99	WALDER	32.141	21	777	HARDY	1:30.138	1:30.179	0.041
22	70	WHITE	58.290	777	HARDY	32.154	22	70	WHITE	1:30.283	1:30.615	0.332
23	97	PLATT	58.487	48	SABBARTON	32.205	23	81	WALKER	1:30.539	1:30.539	0.000
24	40	SPALDING	58.643	40	SPALDING	32.225	24	40	SPALDING	1:30.868	1:30.966	0.098
25	99	WALDER	58.801	60	DOCHERTY	32.291	25	99	WALDER	1:30.942	1:31.017	0.075
26	400	THURTLÉ	58.992	400	THURTLÉ	32.337	26	400	THURTLÉ	1:31.329	1:31.329	0.000
27	60	DOCHERTY	59.199	81	WALKER	32.413	27	60	DOCHERTY	1:31.490	1:32.172	0.682
28	96	BELIOSSI	1:01.912	12	CARR	33.331	28	12	CARR	1:35.380	1:35.380	0.000
29	12	CARR	1:02.049	96	BELIOSSI	33.715	29	96	BELIOSSI	1:35.627	1:35.627	0.000
30	71	HENLY	1:06.294	71	HENLY	34.889	30	71	HENLY	1:41.183	1:41.397	0.214
31	18	HIGGINS	1:07.096	18	HIGGINS	36.367	31	18	HIGGINS	1:43.463	1:43.485	0.022
32	52	WRIGHT	1:11.052	52	WRIGHT	37.197	32	52	WRIGHT	1:48.249	1:49.460	1.211

Weather / Track : Cloudy / Dry

Donington Park National
 Circuit Length = 1.9790 miles
 Start: 16:28 Flag 16:39 End: 16:41

Results can be found at www.tsl-timing.com

Printed - 16:42 Saturday, 05 September 2020

BMCRC - MRO Championships 2020 - Rnd 3 @ Donington Park National

ACU Team Green Junior Cup & Senior 300

RACE 13 - STATISTICS

Competitors Started 32
Planned Start 2020-09-05 @ 16:00:00.000
Actual Start 2020-09-05 @ 16:28:24.433
Finish Time 2020-09-05 @ 16:39:30.667
Track Length 1.9790mi.
Total Laps 246
Total Distance Covered 486.8505mi.

Session Fastest Lap History

NO	CL	NAME	LAP TIME	TIME OF DAY	LAP	VEHICLE
2	S	Joe THOMAS	1:22.805	16:31:13.811	2	Kawasaki NINJA 400
2	S	Joe THOMAS	1:22.369	16:32:36.178	3	Kawasaki NINJA 400

Session Leader History

NO	CL	NAME	FROM LAP	LAPS LED	DISTANCE	VEHICLE
2	S	Joe THOMAS	1	8	15.79 miles	Kawasaki NINJA 400

Flag History

TYPE	TIME OF DAY
GREEN	16:28:24.433
FINISH	16:39:30.667

Flag Statistics

TYPE	COUNT	TOTAL LAPS	TOTAL TIME
Green	1	8	12:37.287
Red	0	0	0.000
Safety Car	0	0	0.000
FCY	0	0	0.000

BMCRC - MRO Championships 2020 - Rnd 3 @ Donington Park National

ACU Team Green Junior Cup & Senior 300

RACE 13 - STATISTICS

CLASS : J

15 Starters

Fastest Lap History

NO	NAME	LAP TIME	TIME OF DAY	LAP	VEHICLE
50	Fred McMULLAN	1:23.443	16:31:16.170	2	Kawasaki NINJA 300
113	Mikey HARDIE	1:23.128	16:32:40.665	3	Kawasaki NINJA 400
130	Owen MELLOR	1:23.108	16:32:40.748	3	Kawasaki NINJA 300

Leader History

NO	NAME	FROM LAP	LAPS LED	DISTANCE	VEHICLE
50	Fred McMULLAN	1	4	7.87 miles	Kawasaki NINJA 300
113	Mikey HARDIE	5	1	1.97 miles	Kawasaki NINJA 400
50	Fred McMULLAN	6	1	1.97 miles	Kawasaki NINJA 300
113	Mikey HARDIE	7	2	3.95 miles	Kawasaki NINJA 400

Weather / Track : Cloudy / Dry

Results can be found at www.tsl-timing.com

Page 2 of 4

Donington Park National
Circuit Length = 1.9790 miles
Start: 16:28 Flag 16:39 End: 16:41

Printed - 16:42 Saturday, 05 September 2020

BMCRC - MRO Championships 2020 - Rnd 3 @ Donington Park National

ACU Team Green Junior Cup & Senior 300

RACE 13 - STATISTICS

CLASS : P12

3 Starters

Fastest Lap History

NO	NAME	LAP TIME	TIME OF DAY	LAP	VEHICLE
81	Keo WALKER	1:30.878	16:31:33.299	2	Kawasaki NINJA 300
777	Maximus HARDY	1:30.446	16:31:34.972	2	Kawasaki NINJA 400
777	Maximus HARDY	1:30.351	16:34:37.655	4	Kawasaki NINJA 400
777	Maximus HARDY	1:30.179	16:36:07.834	5	Kawasaki NINJA 400

Leader History

NO	NAME	FROM LAP	LAPS LED	DISTANCE	VEHICLE
81	Keo WALKER	1	8	15.79 miles	Kawasaki NINJA 300

BMCRC - MRO Championships 2020 - Rnd 3 @ Donington Park National

ACU Team Green Junior Cup & Senior 300

RACE 13 - STATISTICS

CLASS : S

14 Starters

Fastest Lap History

NO	NAME	LAP TIME	TIME OF DAY	LAP	VEHICLE
2	Joe THOMAS	1:22.805	16:31:13.811	2	Kawasaki NINJA 400
2	Joe THOMAS	1:22.369	16:32:36.178	3	Kawasaki NINJA 400

Leader History

NO	NAME	FROM LAP	LAPS LED	DISTANCE	VEHICLE
2	Joe THOMAS	1	8	15.79 miles	Kawasaki NINJA 400

ACU Team Green Junior Cup & Senior 300

RACE 3 - GRID (10 Laps)



ROW 11	33	57	Richard BUCKHAM	1:49.460	32	52	Connor WRIGHT	1:43.485	31	18	George HIGGINS
ROW 10	30	71	Karie HENLY	1:41.397	29	96	Giovanni BELIOSSI	1:35.627	28	12	Cameron CARR
ROW 9	27	60	Lennon DOCHERTY	1:32.172	26	400	Stuart THURTL	1:31.329	25	99	Grant WALDER
ROW 8	24	40	Tom SPALDING	1:30.966	23	70	Justin WHITE	1:30.615	22	81	Keo WALKER
ROW 7	21	48	Kevin SABBARTON	1:30.239	20	777	Maximus HARDY	1:30.179	19	66	Mark SMITH
ROW 6	18	97	Ben PLATT	1:29.832	17	88	David COURT	1:29.478	16	0	Gael MACHARD
ROW 5	15	221	Lewis LAKEY	1:29.187	14	34	Oliver ARBON	1:29.007	13	19	Kathryn WALKER
ROW 4	12	17	Charlotte MARCUZZO	1:26.262	11	177	Mark HARDY	1:26.215	10	65	Konrad BREESE
ROW 3	9	131	Dylan MELLOR	1:26.070	8	77	Joe WHITE	1:24.695	7	47	Joe FARRAGHER
ROW 2	6	196	Jack KIRSCH	1:23.780	5	50	Fred McMULLAN	1:23.443	4	55	Harrison DESSOY
ROW 1	3	113	Mikey HARDIE	1:23.128	2	130	Owen MELLOR	1:23.108	1	2	Joe THOMAS
											Pole

Donington Park National
Circuit Length = 1.9790 miles

These results are provisional until the conclusion of any judicial and technical matters.

Clerk Of Course :	Steward :	Timekeeper :
-------------------	-----------	--------------

Results can be found at www.tsl-timing.com

Printed - 16:43 Saturday, 05 September 2020



BMCRC - MRO Championships 2020 - Rnd 3 @ Donington Park National



ACU Team Green Junior Cup & Senior 300

RACE 3 - CLASSIFICATION

Kawasaki

POS	NO	CL	PIC	NAME	ENTRY	LAPS	TIME	GAP	DIFF	MPH	BEST	ON
1	2	S	1	Joe THOMAS	Kawasaki NINJA 400 - 3D Racing	8	11:08.884			85.00	1:22.902	4
2	50	J	1	Fred McMULLAN	Kawasaki NINJA 300 - Orwell motorcycles Ipswich	8	11:16.544	7.660	7.660	84.04	1:22.722	4
3	113	J	2	Mikey HARDIE	Kawasaki NINJA 400 - 113 Events Ltd	8	11:16.763	7.879	0.219	84.01	1:23.037	3
4	196	J	3	Jack KIRSCH	Kawasaki NINJA 400 -	8	11:16.861	7.977	0.098	84.00	1:23.099	3
5	55	J	4	Harrison DESSOY	Kawasaki NINJA 400 - Eastern Garage Racing	8	11:16.952	8.068	0.091	83.99	1:22.967	3
6	47	J	5	Joe FARRAGHER	Kawasaki NINJA 400 - J C Utilities Ltd	8	11:21.904	13.020	4.952	83.38	1:24.214	3
7	130	J	6	Owen MELLOR	Kawasaki NINJA 300 - Team Mellor Racing	8	11:24.508	15.624	2.604	83.06	1:23.593	2
8	77	J	7	Joe WHITE	Kawasaki NINJA 300 - Just In Graphics /Silverman I	8	11:26.117	17.233	1.609	82.87	1:24.676	4
9	17	J	8	Charlotte MARCUZZO	Kawasaki NINJA 300 - Mack Solutions	8	11:29.041	20.157	2.924	82.52	1:25.113	5
10	177	S	2	Mark HARDY	Kawasaki NINJA 400 - me	8	11:31.806	22.922	2.765	82.19	1:25.482	5
11	65	S	3	Konrad BREESE	Kawasaki NINJA 300 - STIHL Racing	8	11:35.296	26.412	3.490	81.77	1:25.913	5
12	131	J	9	Dylan MELLOR	Kawasaki NINJA 300 - Team Mellor Racing	8	11:37.294	28.410	1.998	81.54	1:25.336	3
13	19	S	4	Kathryn WALKER	Kawasaki NINJA 300 - Shorrock Motocycles & Auto'	8	11:37.403	28.519	0.109	81.53	1:26.052	4
14	221	J	10	Lewis LAKEY	Kawasaki NINJA 300 -	8	12:02.352	53.468	24.949	78.71	1:28.707	8
15	34	J	11	Oliver ARBON	Kawasaki NINJA 300 -	8	12:03.376	54.492	1.024	78.60	1:28.580	6
16	97	J	12	Ben PLATT	Kawasaki NINJA 400 - adss ltd	8	12:14.871	1:05.987	11.495	77.37	1:30.144	8
17	66	S	5	Mark SMITH	Kawasaki NINJA 300 - MHP EXHAUST'S	8	12:16.191	1:07.307	1.320	77.23	1:30.559	8
18	81	P12	1	Keo WALKER	Kawasaki NINJA 300 - Martin Wight Electrical	8	12:16.356	1:07.472	0.165	77.21	1:30.154	8
19	88	S	6	David COURT	Kawasaki NINJA 300 -	8	12:16.794	1:07.910	0.438	77.17	1:30.486	6
20	48	S	7	Kevin SABBARTON	Kawasaki NINJA 300 - Karen Castle Opticians	8	12:17.101	1:08.217	0.307	77.14	1:30.094	3
21	60	P12	2	Lennon DOCHERTY	Kawasaki NINJA 300 - Doc Fit Training	8	12:17.722	1:08.838	0.621	77.07	1:30.195	3
22	777	P12	3	Maximus HARDY	Kawasaki NINJA 400 - DAD	8	12:17.767	1:08.883	0.045	77.07	1:30.357	6
23	70	S	8	Justin WHITE	Kawasaki NINJA 300 - Just In Graphics	8	12:18.111	1:09.227	0.344	77.03	1:30.701	4
24	99	S	9	Grant WALDER	Kawasaki NINJA 300 - Fins Motorcycles	8	12:19.731	1:10.847	1.620	76.86	1:30.466	5
25	400	S	10	Stuart THURTLIE	Kawasaki NINJA 400 - TeamTortoise Racing	8	12:27.565	1:18.681	7.834	76.06	1:30.475	7
26	12	J	13	Cameron CARR	Kawasaki NINJA 300 - Fairburn Heating Solutions	7	11:13.534	1 Lap	1 Lap	73.84	1:34.311	4
27	96	S	11	Giovanni BELIOSSI	Kawasaki NINJA 300 - ASR Accident Storage Reco'	7	11:13.567	1 Lap	0.033	73.83	1:34.190	5
28	71	S	12	Karie HENLY	Kawasaki NINJA 300 - Thomas Racing	7	11:50.142	1 Lap	36.575	70.03	1:39.069	6
29	18	J	14	George HIGGINS	Kawasaki NINJA 300 -	7	12:24.419	1 Lap	34.277	66.81	1:43.945	6

FASTEST LAP

50	J	Fred McMULLAN	Kawasaki NINJA 300 - Orwell motorcycles Ipswich	4	1:22.722	86.12 mph	138.60 kph
2	S	Joe THOMAS	Kawasaki NINJA 400 - 3D Racing	4	1:22.902	85.94 mph	138.30 kph
81	P12	Keo WALKER	Kawasaki NINJA 300 - Martin Wight Electrical	8	1:30.154	79.02 mph	127.18 kph

Class S - 92.5% of Race Speed = 78.62 mph

Class J - 92.5% of Race Speed = 77.73 mph

Class P12 - 92.5% of Race Speed = 71.41 mph

Donington Park National
Circuit Length = 1.9790 miles
Start: 10:47 Flag 10:58 End: 10:59

Weather / Track : Cloudy / Dry

These results are provisional until the conclusion of any judicial and technical matters.

Clerk Of Course :	Steward :	Timekeeper :
-------------------	-----------	--------------

Results can be found at www.tsl-timing.com

Printed - 11:01 Sunday, 06 September 2020



BMCRC - MRO Championships 2020 - Rnd 3 @ Donington Park National

ACU Team Green Junior Cup & Senior 300

RACE 3 - LAP CHART

LAP 1 @ 10:48:42.755			LAP 3 @ 10:51:29.110			LAP 5 @ 10:54:15.477			LAP 7 @ 10:57:01.523		
NO	BEHIND	LAP TIME	NO	BEHIND	LAP TIME	NO	BEHIND	LAP TIME	NO	BEHIND	LAP TIME
2		1:26.582	2		1:23.243	2		1:23.465	2		1:23.077
130	0.529	1:27.111	196	1.275	1:23.099	130	4.068	1:24.680	196	7.265	1:24.042
196	1.198	1:27.780	113	1.392	1:23.037	196	4.132	1:24.867	50	7.355	1:24.439
113	1.333	1:27.915	130	1.621	1:23.854	113	4.211	1:24.977	113	7.409	1:25.195
55	1.547	1:28.129	55	1.772	1:22.967	55	4.549	1:24.875	55	7.488	1:24.326
47	2.579	1:29.161	50	3.558	1:22.971	50	4.743	1:24.830	130	11.066	1:28.698
50	3.542	1:30.124	47	5.561	1:24.214	47	8.818	1:25.341	47	11.978	1:24.808
17	3.840	1:30.422	77	8.551	1:25.034	18	1 Lap	1:46.186	77	16.008	1:25.093
177	4.013	1:30.595	17	9.184	1:26.195	77	11.878	1:25.018	17	18.218	1:25.413
77	5.050	1:31.632	177	9.518	1:25.912	17	13.188	1:25.113	177	20.125	1:26.126
65	5.219	1:31.801	131	11.261	1:25.336	177	14.155	1:25.482	65	23.728	1:26.165
19	5.497	1:32.079	65	11.455	1:26.196	65	17.149	1:25.913	131	24.993	1:27.199
131	5.585	1:32.167	19	12.366	1:26.527	131	17.241	1:25.952	71	1 Lap	1:39.069
221	9.925	1:36.507	221	22.178	1:28.823	19	18.234	1:26.183	19	25.185	1:26.614
97	10.473	1:37.055	34	24.002	1:29.439	221	33.654	1:28.892	34	48.127	1:29.367
34	11.130	1:37.712	97	26.814	1:31.864	34	36.226	1:29.324	221	48.295	1:30.295
66	11.457	1:38.039	66	27.576	1:31.261	97	43.523	1:31.582	18	1 Lap	1:43.945
81	11.555	1:38.137	81	27.678	1:30.804	81	44.180	1:31.226	97	59.377	1:30.904
88	11.670	1:38.252	88	27.800	1:31.270	66	44.381	1:31.770	66	1:00.282	1:31.232
70	11.976	1:38.558	70	28.951	1:31.909	88	44.973	1:31.856	88	1:00.696	1:31.283
48	12.466	1:39.048	48	29.108	1:30.094	70	45.332	1:32.047	81	1:00.852	1:31.596
99	12.959	1:39.541	777	29.278	1:30.862	48	45.407	1:31.431	48	1:00.948	1:31.050
777	12.985	1:39.567	60	29.517	1:30.195	60	45.958	1:32.090	70	1:01.120	1:30.952
400	13.088	1:39.670	99	30.627	1:30.822	777	46.268	1:31.826	60	1:01.513	1:31.033
60	13.985	1:40.567	400	39.853	1:32.970	99	46.368	1:30.466	777	1:01.525	1:30.946
96	14.974	1:41.556	12	40.115	1:35.239	400	56.073	1:30.561	99	1:01.844	1:30.615
12	15.897	1:42.479	96	41.899	1:38.145	12	1:03.291	1:35.232	400	1:11.451	1:30.475
71	19.134	1:45.716	71	55.941	1:41.731	96	1:05.159	1:34.190			
18	26.213	1:52.795	18	1:09.733	1:45.080						

LAP 2 @ 10:50:05.867			LAP 4 @ 10:52:52.012			LAP 6 @ 10:55:38.446			LAP 8 @ 10:58:25.057		
NO	BEHIND	LAP TIME	NO	BEHIND	LAP TIME	NO	BEHIND	LAP TIME	NO	BEHIND	LAP TIME
2		1:23.112	2		1:22.902	2		1:22.969	2		1:23.534
130	1.010	1:23.593	113	2.699	1:24.209	113	5.291	1:24.049	12	1 Lap	1:34.981
196	1.419	1:23.333	196	2.730	1:24.357	130	5.445	1:24.346	96	1 Lap	1:34.772
113	1.598	1:23.377	130	2.853	1:24.134	50	5.993	1:24.219	50	7.660	1:23.839
55	2.048	1:23.613	55	3.139	1:24.269	55	6.239	1:24.659	113	7.879	1:24.004
50	3.830	1:23.400	50	3.378	1:22.722	196	6.300	1:25.137	196	7.977	1:24.246
47	4.590	1:25.123	47	6.942	1:24.283	71	1 Lap	1:40.516	55	8.068	1:24.114
17	6.232	1:25.504	77	10.325	1:24.676	47	10.247	1:24.398	47	13.020	1:24.576
77	6.760	1:24.822	17	11.540	1:25.258	77	13.992	1:25.083	130	15.624	1:28.092
177	6.849	1:25.948	177	12.138	1:25.522	17	15.882	1:25.663	77	17.233	1:24.759
65	8.502	1:26.395	65	14.701	1:26.148	177	17.076	1:25.890	17	20.157	1:25.473
19	9.082	1:26.697	131	14.754	1:26.395	65	20.640	1:26.460	177	22.922	1:26.331
131	9.168	1:26.695	19	15.516	1:26.052	131	20.871	1:26.599	65	26.412	1:26.218
221	16.598	1:29.785	221	28.227	1:28.951	19	21.648	1:26.383	131	28.410	1:26.951
34	17.806	1:29.788	34	30.367	1:29.267	18	1 Lap	1:46.467	19	28.519	1:26.868
97	18.193	1:30.832	97	35.406	1:31.494	221	41.077	1:30.392	71	1 Lap	1:39.694
66	19.558	1:31.213	66	36.076	1:31.402	34	41.837	1:28.580	221	53.468	1:28.707
88	19.773	1:31.215	81	36.419	1:31.643	97	51.550	1:30.996	34	54.492	1:29.899
81	20.117	1:31.674	88	36.582	1:31.684	66	52.127	1:30.715	97	1:05.987	1:30.144
70	20.285	1:31.421	70	36.750	1:30.701	81	52.333	1:31.122	66	1:07.307	1:30.559
777	21.659	1:31.786	60	37.333	1:30.718	88	52.490	1:30.486	81	1:07.472	1:30.154
48	22.257	1:32.903	48	37.441	1:31.235	48	52.975	1:30.537	88	1:07.910	1:30.748
60	22.565	1:31.692	777	37.907	1:31.531	70	53.245	1:30.882	48	1:08.217	1:30.803
99	23.048	1:33.201	99	39.367	1:31.642	60	53.557	1:30.568	60	1:08.838	1:30.859
96	26.997	1:35.135	400	48.977	1:32.026	777	53.656	1:30.357	777	1:08.883	1:30.892
12	28.119	1:35.334	12	51.524	1:34.311	99	54.306	1:30.907	70	1:09.227	1:31.641
400	30.126	1:40.150	96	54.434	1:35.437	400	1:04.053	1:30.949	99	1:10.847	1:32.537
71	37.453	1:41.431	71	1:15.024	1:41.985	12	1:16.280	1:35.958	18	1 Lap	1:45.151
18	47.896	1:44.795				96	1:16.522	1:34.332	400	1:18.681	1:30.764

Weather / Track : Cloudy / Dry

Donington Park National
Circuit Length = 1.9790 miles
Start: 10:47 Flag 10:58 End: 10:59

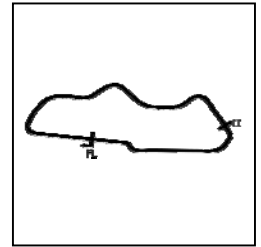
Results can be found at www.tsl-timing.com

Printed - 11:02 Sunday, 06 September 2020

BMCRC - MRO Championships 2020 - Rnd 3 @ Donington Park National

ACU Team Green Junior Cup & Senior 300

RACE 3 - SECTOR ANALYSIS



SECTOR 1 = FL to I1, SECTOR 2 = I1 to FL, DIFF = Difference To Personal Best Lap, P = Crossed Finish Line in Pit Lane, D = Time Disallowed

P1	2 S	Joe THOMAS	Kawasaki NINJA 400 - 3D Racing			
IDEAL LAP TIME : 1:22.729		BEST LAP TIME : 1:22.902		DIFFERENCE : 0.173		

LAP	SECTOR 1	SECTOR 2	LAP TIME	MPH	DIFF	TIME OF DAY
1 -		29.471	1:26.582	82.28	3.680	10:48:42.755
2 -	53.693	29.419	1:23.112	85.72	0.210	10:50:05.867
3 -	53.793	29.450	1:23.243	85.58	0.341	10:51:29.110
4 -	53.534	29.368	1:22.902 (1)	85.94		10:52:52.012
5 -	53.901	29.564	1:23.465	85.36	0.563	10:54:15.477
6 -	53.464	29.505	1:22.969 (2)	85.87	0.067	10:55:38.446
7 -	53.812	29.265	1:23.077 (3)	85.75	0.175	10:57:01.523
8 -	54.131	29.403	1:23.534	85.29	0.632	10:58:25.057

P2	50 J	Fred McMULLAN	Kawasaki NINJA 300 - Orwell motorcycles Ipswich			
IDEAL LAP TIME : 1:22.715		BEST LAP TIME : 1:22.722		DIFFERENCE : 0.007		

LAP	SECTOR 1	SECTOR 2	LAP TIME	MPH	DIFF	TIME OF DAY
1 -		30.188	1:30.124	79.05	7.402	10:48:46.297
2 -	53.713	29.687	1:23.400 (3)	85.42	0.678	10:50:09.697
3 -	53.496	29.475	1:22.971 (2)	85.86	0.249	10:51:32.668
4 -	53.493	29.229	1:22.722 (1)	86.12		10:52:55.390
5 -	54.834	29.996	1:24.830	83.98	2.108	10:54:20.220
6 -	54.171	30.048	1:24.219	84.59	1.497	10:55:44.439
7 -	54.131	30.308	1:24.439	84.37	1.717	10:57:08.878
8 -	54.617	29.222	1:23.839	84.98	1.117	10:58:32.717

P3	113 J	Mikey HARDIE	Kawasaki NINJA 400 - 113 Events Ltd			
IDEAL LAP TIME : 1:23.037		BEST LAP TIME : 1:23.037		DIFFERENCE : 0.000		

LAP	SECTOR 1	SECTOR 2	LAP TIME	MPH	DIFF	TIME OF DAY
1 -		29.959	1:27.915	81.03	4.878	10:48:44.088
2 -	53.960	29.417	1:23.377 (2)	85.45	0.340	10:50:07.465
3 -	53.734	29.303	1:23.037 (1)	85.80		10:51:30.502
4 -	54.252	29.957	1:24.209	84.60	1.172	10:52:54.711
5 -	55.027	29.950	1:24.977	83.84	1.940	10:54:19.688
6 -	54.078	29.971	1:24.049	84.76	1.012	10:55:43.737
7 -	55.158	30.037	1:25.195	83.62	2.158	10:57:08.932
8 -	54.271	29.733	1:24.004 (3)	84.81	0.967	10:58:32.936

P4	196 J	Jack KIRSCH	Kawasaki NINJA 400 -			
IDEAL LAP TIME : 1:23.099		BEST LAP TIME : 1:23.099		DIFFERENCE : 0.000		

LAP	SECTOR 1	SECTOR 2	LAP TIME	MPH	DIFF	TIME OF DAY
1 -		29.527	1:27.780	81.16	4.681	10:48:43.953
2 -	53.919	29.414	1:23.333 (2)	85.49	0.234	10:50:07.286
3 -	53.805	29.294	1:23.099 (1)	85.73		10:51:30.385
4 -	54.224	30.133	1:24.357	84.45	1.258	10:52:54.742
5 -	54.992	29.875	1:24.867	83.95	1.768	10:54:19.609
6 -	54.666	30.471	1:25.137	83.68	2.038	10:55:44.746
7 -	54.137	29.905	1:24.042 (3)	84.77	0.943	10:57:08.788
8 -	54.604	29.642	1:24.246	84.56	1.147	10:58:33.034

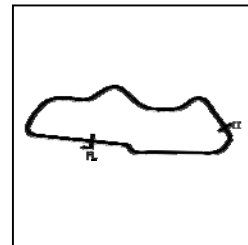
Weather / Track : Cloudy / Dry

Donington Park National
Circuit Length = 1.9790 miles
Start: 10:47 Flag 10:58 End: 10:59

BMCRC - MRO Championships 2020 - Rnd 3 @ Donington Park National

ACU Team Green Junior Cup & Senior 300

RACE 3 - SECTOR ANALYSIS



SECTOR 1 = FL to I1, SECTOR 2 = I1 to FL, DIFF = Difference To Personal Best Lap, P = Crossed Finish Line in Pit Lane, D = Time Disallowed

P5 55 J Harrison DESOY		Kawasaki NINJA 400 - Eastern Garage Racing				
IDEAL LAP TIME : 1:22.967		BEST LAP TIME : 1:22.967		DIFFERENCE : 0.000		
LAP	SECTOR 1	SECTOR 2	LAP TIME	MPH	DIFF	TIME OF DAY
1 -		29.669	1:28.129	80.84	5.162	10:48:44.302
2 -	54.150	29.463	1:23.613 (2)	85.20	0.646	10:50:07.915
3 -	53.643	29.324	1:22.967 (1)	85.87		10:51:30.882
4 -	54.056	30.213	1:24.269	84.54	1.302	10:52:55.151
5 -	54.810	30.065	1:24.875	83.94	1.908	10:54:20.026
6 -	54.588	30.071	1:24.659	84.15	1.692	10:55:44.685
7 -	54.461	29.865	1:24.326	84.48	1.359	10:57:09.011
8 -	54.677	29.437	1:24.114 (3)	84.70	1.147	10:58:33.125

P6 47 J Joe FARRAGHER		Kawasaki NINJA 400 - J C Utilities Ltd				
IDEAL LAP TIME : 1:24.140		BEST LAP TIME : 1:24.214		DIFFERENCE : 0.074		
LAP	SECTOR 1	SECTOR 2	LAP TIME	MPH	DIFF	TIME OF DAY
1 -		30.080	1:29.161	79.90	4.947	10:48:45.334
2 -	54.687	30.436	1:25.123	83.69	0.909	10:50:10.457
3 -	54.258	29.956	1:24.214 (1)	84.60		10:51:34.671
4 -	54.184	30.099	1:24.283 (2)	84.53	0.069	10:52:58.954
5 -	54.418	30.923	1:25.341	83.48	1.127	10:54:24.295
6 -	54.391	30.007	1:24.398 (3)	84.41	0.184	10:55:48.693
7 -	54.667	30.141	1:24.808	84.00	0.594	10:57:13.501
8 -	54.492	30.084	1:24.576	84.23	0.362	10:58:38.077

P7 130 J Owen MELLOR		Kawasaki NINJA 300 - Team Mellor Racing				
IDEAL LAP TIME : 1:23.530		BEST LAP TIME : 1:23.593		DIFFERENCE : 0.063		
LAP	SECTOR 1	SECTOR 2	LAP TIME	MPH	DIFF	TIME OF DAY
1 -		29.687	1:27.111	81.78	3.518	10:48:43.284
2 -	53.982	29.611	1:23.593 (1)	85.23		10:50:06.877
3 -	53.919	29.935	1:23.854 (2)	84.96	0.261	10:51:30.731
4 -	54.260	29.874	1:24.134 (3)	84.68	0.541	10:52:54.865
5 -	54.603	30.077	1:24.680	84.13	1.087	10:54:19.545
6 -	54.387	29.959	1:24.346	84.46	0.753	10:55:43.891
7 -	54.277	34.421	1:28.698	80.32	5.105	10:57:12.589
8 -	58.213	29.879	1:28.092	80.87	4.499	10:58:40.681

P8 77 J Joe WHITE		Kawasaki NINJA 300 - Just In Graphics /Silverman Field				
IDEAL LAP TIME : 1:24.597		BEST LAP TIME : 1:24.676		DIFFERENCE : 0.079		
LAP	SECTOR 1	SECTOR 2	LAP TIME	MPH	DIFF	TIME OF DAY
1 -		30.651	1:31.632	77.75	6.956	10:48:47.805
2 -	54.530	30.292	1:24.822 (3)	83.99	0.146	10:50:12.627
3 -	54.474	30.560	1:25.034	83.78	0.358	10:51:37.661
4 -	54.327	30.349	1:24.676 (1)	84.14		10:53:02.337
5 -	54.555	30.463	1:25.018	83.80	0.342	10:54:27.355
6 -	54.813	30.270	1:25.083	83.73	0.407	10:55:52.438
7 -	54.790	30.303	1:25.093	83.72	0.417	10:57:17.531
8 -	54.393	30.366	1:24.759 (2)	84.05	0.083	10:58:42.290

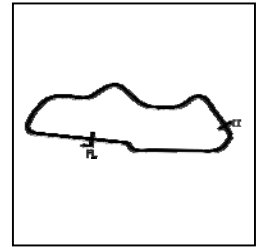
Weather / Track : Cloudy / Dry

Donington Park National
 Circuit Length = 1.9790 miles
 Start: 10:47 Flag 10:58 End: 10:59

BMCRC - MRO Championships 2020 - Rnd 3 @ Donington Park National

ACU Team Green Junior Cup & Senior 300

RACE 3 - SECTOR ANALYSIS



SECTOR 1 = FL to I1, SECTOR 2 = I1 to FL, DIFF = Difference To Personal Best Lap, P = Crossed Finish Line in Pit Lane, D = Time Disallowed

P9 17 J Charlotte MARCUZZO		Kawasaki NINJA 300 - Mack Solutions				
IDEAL LAP TIME : 1:24.956		BEST LAP TIME : 1:25.113		DIFFERENCE : 0.157		
LAP	SECTOR 1	SECTOR 2	LAP TIME	MPH	DIFF	TIME OF DAY
1 -		30.530	1:30.422	78.79	5.309	10:48:46.595
2 -	55.138	30.366	1:25.504	83.32	0.391	10:50:12.099
3 -	55.923	30.272	1:26.195	82.65	1.082	10:51:38.294
4 -	55.057	30.201	1:25.258 (2)	83.56	0.145	10:53:03.552
5 -	54.946	30.167	1:25.113 (1)	83.70		10:54:28.665
6 -	55.653	30.010	1:25.663	83.17	0.550	10:55:54.328
7 -	55.031	30.382	1:25.413 (3)	83.41	0.300	10:57:19.741
8 -	55.199	30.274	1:25.473	83.35	0.360	10:58:45.214

P10 177 S Mark HARDY		Kawasaki NINJA 400 - me				
IDEAL LAP TIME : 1:25.282		BEST LAP TIME : 1:25.482		DIFFERENCE : 0.200		
LAP	SECTOR 1	SECTOR 2	LAP TIME	MPH	DIFF	TIME OF DAY
1 -		30.949	1:30.595	78.64	5.113	10:48:46.768
2 -	55.134	30.814	1:25.948	82.89	0.466	10:50:12.716
3 -	55.601	30.311	1:25.912	82.92	0.430	10:51:38.628
4 -	55.089	30.433	1:25.522 (2)	83.30	0.040	10:53:04.150
5 -	55.043	30.439	1:25.482 (1)	83.34		10:54:29.632
6 -	55.651	30.239	1:25.890 (3)	82.95	0.408	10:55:55.522
7 -	55.684	30.442	1:26.126	82.72	0.644	10:57:21.648
8 -	55.437	30.894	1:26.331	82.52	0.849	10:58:47.979

P11 65 S Konrad BREESE		Kawasaki NINJA 300 - STIHL Racing				
IDEAL LAP TIME : 1:25.820		BEST LAP TIME : 1:25.913		DIFFERENCE : 0.093		
LAP	SECTOR 1	SECTOR 2	LAP TIME	MPH	DIFF	TIME OF DAY
1 -		30.988	1:31.801	77.60	5.888	10:48:47.974
2 -	55.893	30.502	1:26.395	82.46	0.482	10:50:14.369
3 -	55.795	30.401	1:26.196	82.65	0.283	10:51:40.565
4 -	55.829	30.319	1:26.148 (2)	82.70	0.235	10:53:06.713
5 -	55.733	30.180	1:25.913 (1)	82.92		10:54:32.626
6 -	55.777	30.683	1:26.460	82.40	0.547	10:55:59.086
7 -	55.640	30.525	1:26.165 (3)	82.68	0.252	10:57:25.251
8 -	55.746	30.472	1:26.218	82.63	0.305	10:58:51.469

P12 131 J Dylan MELLOR		Kawasaki NINJA 300 - Team Mellor Racing				
IDEAL LAP TIME : 1:25.336		BEST LAP TIME : 1:25.336		DIFFERENCE : 0.000		
LAP	SECTOR 1	SECTOR 2	LAP TIME	MPH	DIFF	TIME OF DAY
1 -		30.465	1:32.167	77.30	6.831	10:48:48.340
2 -	56.364	30.331	1:26.695	82.18	1.359	10:50:15.035
3 -	55.444	29.892	1:25.336 (1)	83.48		10:51:40.371
4 -	55.783	30.612	1:26.395 (3)	82.46	1.059	10:53:06.766
5 -	55.522	30.430	1:25.952 (2)	82.89	0.616	10:54:32.718
6 -	56.174	30.425	1:26.599	82.27	1.263	10:55:59.317
7 -	56.209	30.990	1:27.199	81.70	1.863	10:57:26.516
8 -	56.467	30.484	1:26.951	81.93	1.615	10:58:53.467

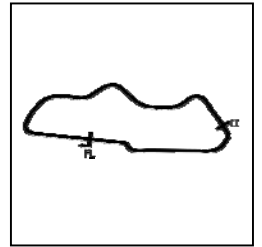
Weather / Track : Cloudy / Dry

Donington Park National
Circuit Length = 1.9790 miles
Start: 10:47 Flag 10:58 End: 10:59

BMCRC - MRO Championships 2020 - Rnd 3 @ Donington Park National

ACU Team Green Junior Cup & Senior 300

RACE 3 - SECTOR ANALYSIS



SECTOR 1 = FL to I1, SECTOR 2 = I1 to FL, DIFF = Difference To Personal Best Lap, P = Crossed Finish Line in Pit Lane, D = Time Disallowed

P13	19 S	Kathryn WALKER	Kawasaki NINJA 300 - Shorrock Motorcycles & AutoSmart Presti			
IDEAL LAP TIME : 1:25.897		BEST LAP TIME : 1:26.052	DIFFERENCE : 0.155			

LAP	SECTOR 1	SECTOR 2	LAP TIME	MPH	DIFF	TIME OF DAY
1 -		30.829	1:32.079	77.37	6.027	10:48:48.252
2 -	55.911	30.786	1:26.697	82.17	0.645	10:50:14.949
3 -	56.018	30.509	1:26.527	82.34	0.475	10:51:41.476
4 -	55.388	30.664	1:26.052 (1)	82.79		10:53:07.528
5 -	55.501	30.682	1:26.183 (2)	82.66	0.131	10:54:33.711
6 -	55.841	30.542	1:26.383 (3)	82.47	0.331	10:56:00.094
7 -	55.633	30.981	1:26.614	82.25	0.562	10:57:26.708
8 -	55.909	30.959	1:26.868	82.01	0.816	10:58:53.576

P14	221 J	Lewis LAKEY	Kawasaki NINJA 300 -			
IDEAL LAP TIME : 1:28.468		BEST LAP TIME : 1:28.707	DIFFERENCE : 0.239			

LAP	SECTOR 1	SECTOR 2	LAP TIME	MPH	DIFF	TIME OF DAY
1 -		32.148	1:36.507	73.82	7.800	10:48:52.680
2 -	57.904	31.881	1:29.785	79.35	1.078	10:50:22.465
3 -	57.480	31.343	1:28.823 (2)	80.21	0.116	10:51:51.288
4 -	57.125	31.826	1:28.951	80.09	0.244	10:53:20.239
5 -	57.429	31.463	1:28.892 (3)	80.14	0.185	10:54:49.131
6 -	58.690	31.702	1:30.392	78.81	1.685	10:56:19.523
7 -	58.473	31.822	1:30.295	78.90	1.588	10:57:49.818
8 -	57.322	31.385	1:28.707 (1)	80.31		10:59:18.525

P15	34 J	Oliver ARBON	Kawasaki NINJA 300 -			
IDEAL LAP TIME : 1:28.580		BEST LAP TIME : 1:28.580	DIFFERENCE : 0.000			

LAP	SECTOR 1	SECTOR 2	LAP TIME	MPH	DIFF	TIME OF DAY
1 -		32.972	1:37.712	72.91	9.132	10:48:53.885
2 -	57.609	32.179	1:29.788	79.34	1.208	10:50:23.673
3 -	57.381	32.058	1:29.439	79.65	0.859	10:51:53.112
4 -	57.296	31.971	1:29.267 (2)	79.81	0.687	10:53:22.379
5 -	57.317	32.007	1:29.324 (3)	79.76	0.744	10:54:51.703
6 -	56.927	31.653	1:28.580 (1)	80.43		10:56:20.283
7 -	57.105	32.262	1:29.367	79.72	0.787	10:57:49.650
8 -	57.735	32.164	1:29.899	79.25	1.319	10:59:19.549

P16	97 J	Ben PLATT	Kawasaki NINJA 400 - adss ltd			
IDEAL LAP TIME : 1:29.965		BEST LAP TIME : 1:30.144	DIFFERENCE : 0.179			

LAP	SECTOR 1	SECTOR 2	LAP TIME	MPH	DIFF	TIME OF DAY
1 -		32.983	1:37.055	73.40	6.911	10:48:53.228
2 -	58.619	32.213	1:30.832 (2)	78.43	0.688	10:50:24.060
3 -	59.386	32.478	1:31.864	77.55	1.720	10:51:55.924
4 -	58.501	32.993	1:31.494	77.87	1.350	10:53:27.418
5 -	59.599	31.983	1:31.582	77.79	1.438	10:54:59.000
6 -	58.501	32.495	1:30.996	78.29	0.852	10:56:29.996
7 -	58.754	32.150	1:30.904 (3)	78.37	0.760	10:58:00.900
8 -	57.982	32.162	1:30.144 (1)	79.03		10:59:31.044

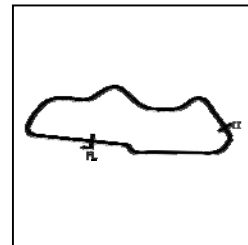
Weather / Track : Cloudy / Dry

Donington Park National
Circuit Length = 1.9790 miles
Start: 10:47 Flag 10:58 End: 10:59

BMCRC - MRO Championships 2020 - Rnd 3 @ Donington Park National

ACU Team Green Junior Cup & Senior 300

RACE 3 - SECTOR ANALYSIS



SECTOR 1 = FL to I1, SECTOR 2 = I1 to FL, DIFF = Difference To Personal Best Lap, P = Crossed Finish Line in Pit Lane, D = Time Disallowed

P17 66 S		Mark SMITH		Kawasaki NINJA 300 - MHP EXHAUST'S			
IDEAL LAP TIME : 1:29.748		BEST LAP TIME : 1:30.559		DIFFERENCE : 0.811			
LAP	SECTOR 1	SECTOR 2	LAP TIME	MPH	DIFF	TIME OF DAY	
1 -		32.824	1:38.039	72.67	7.480	10:48:54.212	
2 -	58.922	32.291	1:31.213 (3)	78.10	0.654	10:50:25.425	
3 -	58.264	32.997	1:31.261	78.06	0.702	10:51:56.686	
4 -	58.566	32.836	1:31.402	77.94	0.843	10:53:28.088	
5 -	59.519	32.251	1:31.770	77.63	1.211	10:54:59.858	
6 -	57.816	32.899	1:30.715 (2)	78.53	0.156	10:56:30.573	
7 -	58.998	32.234	1:31.232	78.09	0.673	10:58:01.805	
8 -	58.627	31.932	1:30.559 (1)	78.67		10:59:32.364	

P18 81 P12		Keo WALKER		Kawasaki NINJA 300 - Martin Wight Electrical			
IDEAL LAP TIME : 1:29.902		BEST LAP TIME : 1:30.154		DIFFERENCE : 0.252			
LAP	SECTOR 1	SECTOR 2	LAP TIME	MPH	DIFF	TIME OF DAY	
1 -		33.657	1:38.137	72.59	7.983	10:48:54.310	
2 -	58.399	33.275	1:31.674	77.71	1.520	10:50:25.984	
3 -	58.643	32.161	1:30.804 (2)	78.46	0.650	10:51:56.788	
4 -	58.099	33.544	1:31.643	77.74	1.489	10:53:28.431	
5 -	59.130	32.096	1:31.226	78.09	1.072	10:54:59.657	
6 -	58.923	32.199	1:31.122 (3)	78.18	0.968	10:56:30.779	
7 -	58.956	32.640	1:31.596	77.78	1.442	10:58:02.375	
8 -	57.806	32.348	1:30.154 (1)	79.02		10:59:32.529	

P19 88 S		David COURT		Kawasaki NINJA 300 -			
IDEAL LAP TIME : 1:30.379		BEST LAP TIME : 1:30.486		DIFFERENCE : 0.107			
LAP	SECTOR 1	SECTOR 2	LAP TIME	MPH	DIFF	TIME OF DAY	
1 -		32.809	1:38.252	72.51	7.766	10:48:54.425	
2 -	58.956	32.259	1:31.215 (3)	78.10	0.729	10:50:25.640	
3 -	58.608	32.662	1:31.270	78.06	0.784	10:51:56.910	
4 -	58.800	32.884	1:31.684	77.70	1.198	10:53:28.594	
5 -	59.382	32.474	1:31.856	77.56	1.370	10:55:00.450	
6 -	58.685	31.801	1:30.486 (1)	78.73		10:56:30.936	
7 -	59.063	32.220	1:31.283	78.05	0.797	10:58:02.219	
8 -	58.578	32.170	1:30.748 (2)	78.51	0.262	10:59:32.967	

P20 48 S		Kevin SABBARTON		Kawasaki NINJA 300 - Karen Castle Opticians			
IDEAL LAP TIME : 1:29.965		BEST LAP TIME : 1:30.094		DIFFERENCE : 0.129			
LAP	SECTOR 1	SECTOR 2	LAP TIME	MPH	DIFF	TIME OF DAY	
1 -		32.933	1:39.048	71.93	8.954	10:48:55.221	
2 -	59.133	33.770	1:32.903	76.68	2.809	10:50:28.124	
3 -	58.069	32.025	1:30.094 (1)	79.08		10:51:58.218	
4 -	58.726	32.509	1:31.235	78.09	1.141	10:53:29.453	
5 -	58.744	32.687	1:31.431	77.92	1.337	10:55:00.884	
6 -	58.446	32.091	1:30.537 (2)	78.69	0.443	10:56:31.421	
7 -	58.806	32.244	1:31.050	78.24	0.956	10:58:02.471	
8 -	58.907	31.896	1:30.803 (3)	78.46	0.709	10:59:33.274	

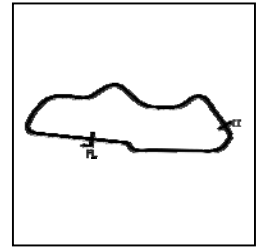
Weather / Track : Cloudy / Dry

Donington Park National
Circuit Length = 1.9790 miles
Start: 10:47 Flag 10:58 End: 10:59

BMCRC - MRO Championships 2020 - Rnd 3 @ Donington Park National

ACU Team Green Junior Cup & Senior 300

RACE 3 - SECTOR ANALYSIS



SECTOR 1 = FL to I1, SECTOR 2 = I1 to FL, DIFF = Difference To Personal Best Lap, P = Crossed Finish Line in Pit Lane, D = Time Disallowed

P21	60	P12	Lennon DOCHERTY	Kawasaki NINJA 300 - Doc Fit Training		
IDEAL LAP TIME : 1:29.707		BEST LAP TIME : 1:30.195		DIFFERENCE : 0.488		

LAP	SECTOR 1	SECTOR 2	LAP TIME	MPH	DIFF	TIME OF DAY
1 -		32.612	1:40.567	70.84	10.372	10:48:56.740
2 -	58.971	32.721	1:31.692	77.70	1.497	10:50:28.432
3 -	58.311	31.884	1:30.195 (1)	78.99		10:51:58.627
4 -	57.823	32.895	1:30.718 (3)	78.53	0.523	10:53:29.345
5 -	59.265	32.825	1:32.090	77.36	1.895	10:55:01.435
6 -	58.247	32.321	1:30.568 (2)	78.66	0.373	10:56:32.003
7 -	58.912	32.121	1:31.033	78.26	0.838	10:58:03.036
8 -	58.709	32.150	1:30.859	78.41	0.664	10:59:33.895

P22	777	P12	Maximus HARDY	Kawasaki NINJA 400 - DAD		
IDEAL LAP TIME : 1:29.969		BEST LAP TIME : 1:30.357		DIFFERENCE : 0.388		

LAP	SECTOR 1	SECTOR 2	LAP TIME	MPH	DIFF	TIME OF DAY
1 -		33.423	1:39.567	71.55	9.210	10:48:55.740
2 -	58.359	33.427	1:31.786	77.62	1.429	10:50:27.526
3 -	57.850	33.012	1:30.862 (2)	78.41	0.505	10:51:58.388
4 -	58.132	33.399	1:31.531	77.83	1.174	10:53:29.919
5 -	58.777	33.049	1:31.826	77.58	1.469	10:55:01.745
6 -	57.677	32.680	1:30.357 (1)	78.84		10:56:32.102
7 -	58.654	32.292	1:30.946	78.33	0.589	10:58:03.048
8 -	58.347	32.545	1:30.892 (3)	78.38	0.535	10:59:33.940

P23	70	S	Justin WHITE	Kawasaki NINJA 300 - Just In Graphics		
IDEAL LAP TIME : 1:29.728		BEST LAP TIME : 1:30.701		DIFFERENCE : 0.973		

LAP	SECTOR 1	SECTOR 2	LAP TIME	MPH	DIFF	TIME OF DAY
1 -		32.921	1:38.558	72.28	7.857	10:48:54.731
2 -	58.974	32.447	1:31.421	77.93	0.720	10:50:26.152
3 -	58.612	33.297	1:31.909	77.51	1.208	10:51:58.061
4 -	58.069	32.632	1:30.701 (1)	78.55		10:53:28.762
5 -	59.274	32.773	1:32.047	77.40	1.346	10:55:00.809
6 -	58.659	32.223	1:30.882 (2)	78.39	0.181	10:56:31.691
7 -	58.754	32.198	1:30.952 (3)	78.33	0.251	10:58:02.643
8 -	59.982	31.659	1:31.641	77.74	0.940	10:59:34.284

P24	99	S	Grant WALDER	Kawasaki NINJA 300 - Fins Motorcycles		
IDEAL LAP TIME : 1:30.293		BEST LAP TIME : 1:30.466		DIFFERENCE : 0.173		

LAP	SECTOR 1	SECTOR 2	LAP TIME	MPH	DIFF	TIME OF DAY
1 -		32.974	1:39.541	71.57	9.075	10:48:55.714
2 -	1:00.535	32.666	1:33.201	76.44	2.735	10:50:28.915
3 -	58.751	32.071	1:30.822 (3)	78.44	0.356	10:51:59.737
4 -	59.206	32.436	1:31.642	77.74	1.176	10:53:31.379
5 -	58.450	32.016	1:30.466 (1)	78.75		10:55:01.845
6 -	58.458	32.449	1:30.907	78.37	0.441	10:56:32.752
7 -	58.772	31.843	1:30.615 (2)	78.62	0.149	10:58:03.367
8 -	1:00.384	32.153	1:32.537	76.99	2.071	10:59:35.904

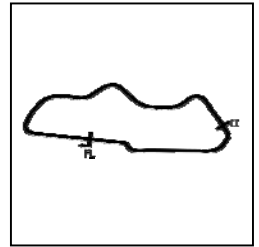
Weather / Track : Cloudy / Dry

Donington Park National
Circuit Length = 1.9790 miles
Start: 10:47 Flag 10:58 End: 10:59

BMCRC - MRO Championships 2020 - Rnd 3 @ Donington Park National

ACU Team Green Junior Cup & Senior 300

RACE 3 - SECTOR ANALYSIS



SECTOR 1 = FL to I1, SECTOR 2 = I1 to FL, DIFF = Difference To Personal Best Lap, P = Crossed Finish Line in Pit Lane, D = Time Disallowed

P25 400 S		Stuart THURTLÉ		Kawasaki NINJA 400 - TeamTortoise Racing		
IDEAL LAP TIME : 1:30.475		BEST LAP TIME : 1:30.475		DIFFERENCE : 0.000		
LAP	SECTOR 1	SECTOR 2	LAP TIME	MPH	DIFF	TIME OF DAY
1 -		32.735	1:39.670	71.48	9.195	10:48:55.843
2 -	58.847	41.303	1:40.150	71.13	9.675	10:50:35.993
3 -	59.790	33.180	1:32.970	76.63	2.495	10:52:08.963
4 -	59.814	32.212	1:32.026	77.41	1.551	10:53:40.989
5 -	58.471	32.090	1:30.561 (2)	78.67	0.086	10:55:11.550
6 -	58.602	32.347	1:30.949	78.33	0.474	10:56:42.499
7 -	58.465	32.010	1:30.475 (1)	78.74		10:58:12.974
8 -	58.740	32.024	1:30.764 (3)	78.49	0.289	10:59:43.738

P26 12 J		Cameron CARR		Kawasaki NINJA 300 - Fairburn Heating Solutions		
IDEAL LAP TIME : 1:34.004		BEST LAP TIME : 1:34.311		DIFFERENCE : 0.307		
LAP	SECTOR 1	SECTOR 2	LAP TIME	MPH	DIFF	TIME OF DAY
1 -		33.627	1:42.479	69.52	8.168	10:48:58.652
2 -	1:01.317	34.017	1:35.334	74.73	1.023	10:50:33.986
3 -	1:01.426	33.813	1:35.239	74.80	0.928	10:52:09.225
4 -	1:00.491	33.820	1:34.311 (1)	75.54		10:53:43.536
5 -	1:01.119	34.113	1:35.232 (3)	74.81	0.921	10:55:18.768
6 -	1:01.786	34.172	1:35.958	74.24	1.647	10:56:54.726
7 -	1:01.468	33.513	1:34.981 (2)	75.01	0.670	10:58:29.707

P27 96 S		Giovanni BELIOSSI		Kawasaki NINJA 300 - ASR Accident Storage Recovery		
IDEAL LAP TIME : 1:33.266		BEST LAP TIME : 1:34.190		DIFFERENCE : 0.924		
LAP	SECTOR 1	SECTOR 2	LAP TIME	MPH	DIFF	TIME OF DAY
1 -		33.224	1:41.556	70.15	7.366	10:48:57.729
2 -	1:01.649	33.486	1:35.135	74.88	0.945	10:50:32.864
3 -	1:03.495	34.650	1:38.145	72.59	3.955	10:52:11.009
4 -	1:01.474	33.963	1:35.437	74.65	1.247	10:53:46.446
5 -	1:01.079	33.111	1:34.190 (1)	75.64		10:55:20.636
6 -	1:00.375	33.957	1:34.332 (2)	75.52	0.142	10:56:54.968
7 -	1:01.881	32.891	1:34.772 (3)	75.17	0.582	10:58:29.740

P28 71 S		Karie HENLY		Kawasaki NINJA 300 - Thomas Racing		
IDEAL LAP TIME : 1:38.275		BEST LAP TIME : 1:39.069		DIFFERENCE : 0.794		
LAP	SECTOR 1	SECTOR 2	LAP TIME	MPH	DIFF	TIME OF DAY
1 -		34.169	1:45.716	67.39	6.647	10:49:01.889
2 -	1:05.801	35.630	1:41.431	70.24	2.362	10:50:43.320
3 -	1:06.275	35.456	1:41.731	70.03	2.662	10:52:25.051
4 -	1:05.788	36.197	1:41.985	69.85	2.916	10:54:07.036
5 -	1:06.322	34.194	1:40.516 (3)	70.88	1.447	10:55:47.552
6 -	1:04.860	34.209	1:39.069 (1)	71.91		10:57:26.621
7 -	1:04.106	35.588	1:39.694 (2)	71.46	0.625	10:59:06.315

P29 18 J		George HIGGINS		Kawasaki NINJA 300 -		
IDEAL LAP TIME : 1:43.821		BEST LAP TIME : 1:43.945		DIFFERENCE : 0.124		
LAP	SECTOR 1	SECTOR 2	LAP TIME	MPH	DIFF	TIME OF DAY
1 -		37.669	1:52.795	63.16	8.850	10:49:08.968
2 -	1:08.091	36.704	1:44.795 (2)	67.98	0.850	10:50:53.763
3 -	1:07.842	37.238	1:45.080 (3)	67.80	1.135	10:52:38.843
4 -	1:08.301	37.885	1:46.186	67.09	2.241	10:54:25.029
5 -	1:09.272	37.195	1:46.467	66.91	2.522	10:56:11.496
6 -	1:07.172	36.773	1:43.945 (1)	68.54		10:57:55.441
7 -	1:08.502	36.649	1:45.151	67.75	1.206	10:59:40.592

Weather / Track : Cloudy / Dry

Donington Park National
Circuit Length = 1.9790 miles
Start: 10:47 Flag 10:58 End: 10:59

BMCRC - MRO Championships 2020 - Rnd 3 @ Donington Park National

ACU Team Green Junior Cup & Senior 300

RACE 3 - BEST SECTORS

SECTOR 1			SECTOR 2			IDEAL / BEST COMPARISON						
POS	NO	NAME	TIME	NO	NAME	TIME	POS	NO	NAME	IDEAL	BEST	DIFF
									PERFECT LAP	1:22.686		
1	2	THOMAS	53.464	50	McMULLAN	29.222	1	50	McMULLAN	1:22.715	1:22.722	0.007
2	50	McMULLAN	53.493	2	THOMAS	29.265	2	2	THOMAS	1:22.729	1:22.902	0.173
3	55	DESSOY	53.643	196	KIRSCH	29.294	3	55	DESSOY	1:22.967	1:22.967	0.000
4	113	HARDIE	53.734	113	HARDIE	29.303	4	113	HARDIE	1:23.037	1:23.037	0.000
5	196	KIRSCH	53.805	55	DESSOY	29.324	5	196	KIRSCH	1:23.099	1:23.099	0.000
6	130	MELLOR	53.919	130	MELLOR	29.611	6	130	MELLOR	1:23.530	1:23.593	0.063
7	47	FARRAGHER	54.184	131	MELLOR	29.892	7	47	FARRAGHER	1:24.140	1:24.214	0.074
8	77	WHITE	54.327	47	FARRAGHER	29.956	8	77	WHITE	1:24.597	1:24.676	0.079
9	17	MARCUZZO	54.946	17	MARCUZZO	30.010	9	17	MARCUZZO	1:24.956	1:25.113	0.157
10	177	HARDY	55.043	65	BREESE	30.180	10	177	HARDY	1:25.282	1:25.482	0.200
11	19	WALKER	55.388	177	HARDY	30.239	11	131	MELLOR	1:25.336	1:25.336	0.000
12	131	MELLOR	55.444	77	WHITE	30.270	12	65	BREESE	1:25.820	1:25.913	0.093
13	65	BREESE	55.640	19	WALKER	30.509	13	19	WALKER	1:25.897	1:26.052	0.155
14	34	ARBON	56.927	221	LAKEY	31.343	14	221	LAKEY	1:28.468	1:28.707	0.239
15	221	LAKEY	57.125	34	ARBON	31.653	15	34	ARBON	1:28.580	1:28.580	0.000
16	777	HARDY	57.677	70	WHITE	31.659	16	60	DOCHERTY	1:29.707	1:30.195	0.488
17	81	WALKER	57.806	88	COURT	31.801	17	70	WHITE	1:29.728	1:30.701	0.973
18	66	SMITH	57.816	99	WALDER	31.843	18	66	SMITH	1:29.748	1:30.559	0.811
19	60	DOCHERTY	57.823	60	DOCHERTY	31.884	19	81	WALKER	1:29.902	1:30.154	0.252
20	97	PLATT	57.982	48	SABBARTON	31.896	20	48	SABBARTON	1:29.965	1:30.094	0.129
21	48	SABBARTON	58.069	66	SMITH	31.932	21	97	PLATT	1:29.965	1:30.144	0.179
22	70	WHITE	58.069	97	PLATT	31.983	22	777	HARDY	1:29.969	1:30.357	0.388
23	99	WALDER	58.450	400	THURTLER	32.010	23	99	WALDER	1:30.293	1:30.466	0.173
24	400	THURTLER	58.465	81	WALKER	32.096	24	88	COURT	1:30.379	1:30.486	0.107
25	88	COURT	58.578	777	HARDY	32.292	25	400	THURTLER	1:30.475	1:30.475	0.000
26	96	BELIOSSI	1:00.375	96	BELIOSSI	32.891	26	96	BELIOSSI	1:33.266	1:34.190	0.924
27	12	CARR	1:00.491	12	CARR	33.513	27	12	CARR	1:34.004	1:34.311	0.307
28	71	HENLY	1:04.106	71	HENLY	34.169	28	71	HENLY	1:38.275	1:39.069	0.794
29	18	HIGGINS	1:07.172	18	HIGGINS	36.649	29	18	HIGGINS	1:43.821	1:43.945	0.124

Weather / Track : Cloudy / Dry

Results can be found at www.tsl-timing.com

Donington Park National
 Circuit Length = 1.9790 miles
 Start: 10:47 Flag 10:58 End: 10:59

Printed - 11:02 Sunday, 06 September 2020

BMCRC - MRO Championships 2020 - Rnd 3 @ Donington Park National

ACU Team Green Junior Cup & Senior 300

RACE 3 - STATISTICS

Competitors Started 29
Planned Start 2020-09-06 @ 10:05:00.000
Actual Start 2020-09-06 @ 10:47:16.172
Finish Time 2020-09-06 @ 10:58:25.056
Track Length 1.9790mi.
Total Laps 228
Total Distance Covered 451.2273mi.

Session Fastest Lap History

NO	CL	NAME	LAP TIME	TIME OF DAY	LAP	VEHICLE
2	S	Joe THOMAS	1:23.112	10:50:05.862	2	Kawasaki NINJA 400
196	J	Jack KIRSCH	1:23.099	10:51:30.409	3	Kawasaki NINJA 400
113	J	Mikey HARDIE	1:23.037	10:51:30.524	3	Kawasaki NINJA 400
55	J	Harrison DESSOY	1:22.967	10:51:30.880	3	Kawasaki NINJA 400
2	S	Joe THOMAS	1:22.902	10:52:52.008	4	Kawasaki NINJA 400
50	J	Fred McMULLAN	1:22.722	10:52:55.413	4	Kawasaki NINJA 300

Session Leader History

NO	CL	NAME	FROM LAP	LAPS LED	DISTANCE	VEHICLE
2	S	Joe THOMAS	1	8	15.79 miles	Kawasaki NINJA 400

Flag History

TYPE	TIME OF DAY
GREEN	10:47:16.172
FINISH	10:58:25.056

Flag Statistics

TYPE	COUNT	TOTAL LAPS	TOTAL TIME
Green	1	8	12:33.485
Red	0	0	0.000
Safety Car	0	0	0.000
FCY	0	0	0.000

Weather / Track : Cloudy / Dry

BMCRC - MRO Championships 2020 - Rnd 3 @ Donington Park National

ACU Team Green Junior Cup & Senior 300

RACE 3 - STATISTICS

CLASS : J

14 Starters

Fastest Lap History

NO	NAME	LAP TIME	TIME OF DAY	LAP	VEHICLE
130	Owen MELLOR	1:23.593	10:50:06.902	2	Kawasaki NINJA 300
196	Jack KIRSCH	1:23.333	10:50:07.308	2	Kawasaki NINJA 400
196	Jack KIRSCH	1:23.099	10:51:30.409	3	Kawasaki NINJA 400
113	Mikey HARDIE	1:23.037	10:51:30.524	3	Kawasaki NINJA 400
55	Harrison DESOY	1:22.967	10:51:30.880	3	Kawasaki NINJA 400
50	Fred McMULLAN	1:22.722	10:52:55.413	4	Kawasaki NINJA 300

Leader History

NO	NAME	FROM LAP	LAPS LED	DISTANCE	VEHICLE
130	Owen MELLOR	1	2	3.92 miles	Kawasaki NINJA 300
196	Jack KIRSCH	3	1	1.97 miles	Kawasaki NINJA 400
113	Mikey HARDIE	4	1	1.97 miles	Kawasaki NINJA 400
130	Owen MELLOR	5	1	1.97 miles	Kawasaki NINJA 300
113	Mikey HARDIE	6	1	1.97 miles	Kawasaki NINJA 400
196	Jack KIRSCH	7	1	1.97 miles	Kawasaki NINJA 400
50	Fred McMULLAN	8	1	1.97 miles	Kawasaki NINJA 300

Weather / Track : Cloudy / Dry

Donington Park National
Circuit Length = 1.9790 miles
Start: 10:47 Flag 10:58 End: 10:59

BMCRC - MRO Championships 2020 - Rnd 3 @ Donington Park National

ACU Team Green Junior Cup & Senior 300

RACE 3 - STATISTICS

CLASS : P12

3 Starters

Fastest Lap History

NO	NAME	LAP TIME	TIME OF DAY	LAP	VEHICLE
81	Keo WALKER	1:31.674	10:50:26.010	2	Kawasaki NINJA 300
81	Keo WALKER	1:30.804	10:51:56.763	3	Kawasaki NINJA 300
60	Lennon DOCHERTY	1:30.195	10:51:58.625	3	Kawasaki NINJA 300
81	Keo WALKER	1:30.154	10:59:32.549	8	Kawasaki NINJA 300

Leader History

NO	NAME	FROM LAP	LAPS LED	DISTANCE	VEHICLE
81	Keo WALKER	1	8	15.79 miles	Kawasaki NINJA 300

BMCRC - MRO Championships 2020 - Rnd 3 @ Donington Park National

ACU Team Green Junior Cup & Senior 300

RACE 3 - STATISTICS

CLASS : S

12 Starters

Fastest Lap History

NO	NAME	LAP TIME	TIME OF DAY	LAP	VEHICLE
2	Joe THOMAS	1:23.112	10:50:05.862	2	Kawasaki NINJA 400
2	Joe THOMAS	1:22.902	10:52:52.008	4	Kawasaki NINJA 400

Leader History

NO	NAME	FROM LAP	LAPS LED	DISTANCE	VEHICLE
2	Joe THOMAS	1	8	15.79 miles	Kawasaki NINJA 400

BMCRC - MRO Championships 2020 - Rnd 3 @ Donington Park National



ACU Team Green Junior Cup & Senior 300

RACE 14 - GRID (8 Laps)



ROW 11	33	57	Richard BUCKHAM	32	52	Connor WRIGHT	31	40	Tom SPALDING
ROW 10	30	0	Gael MACHARD	29	18	George HIGGINS	28	71	Karie HENLY
ROW 9	27	12	Cameron CARR	26	96	Giovanni BELIOSSI	25	70	Justin WHITE
ROW 8	24	66	Mark SMITH	23	88	David COURT	22	400	Stuart THURTL
ROW 7	21	99	Grant WALDER	20	777	Maximus HARDY	19	60	Lennon DOCHERTY
ROW 6	18	81	Keo WALKER	17	97	Ben PLATT	16	48	Kevin SABBARTON
ROW 5	15	221	Lewis LAKEY	14	34	Oliver ARBON	13	19	Kathryn WALKER
ROW 4	12	65	Konrad BREESE	11	177	Mark HARDY	10	131	Dylan MELLOR
ROW 3	9	17	Charlotte MARCUZZO	8	77	Joe WHITE	7	47	Joe FARRAGHER
ROW 2	6	130	Owen MELLOR	5	196	Jack KIRSCH	4	113	Mikey HARDIE
ROW 1	3	55	Harrison DESSOY	2	2	Joe THOMAS	1	50	Fred McMULLAN
									Pole

Donington Park National
Circuit Length = 1.9790 miles

These results are provisional until the conclusion of any judicial and technical matters.

Clerk Of Course :	Steward :	Timekeeper :
-------------------	-----------	--------------

Results can be found at www.tsl-timing.com

Printed - 11:03 Sunday, 06 September 2020



ACU Team Green Junior Cup & Senior 300

RACE 14 - CLASSIFICATION

Kawasaki

POS	NO	CL	PIC NAME	ENTRY	LAPS	TIME	GAP	DIFF	MPH	BEST	ON
1	2	S	1 Joe THOMAS	Kawasaki NINJA 400 - 3D Racing	8	11:11.547			84.67	1:22.813	3
2	50	J	1 Fred McMULLAN	Kawasaki NINJA 300 - Orwell motorcycles Ipswich	8	11:14.776	3.229	3.229	84.26	1:23.365	8
3	130	J	2 Owen MELLOR	Kawasaki NINJA 300 - Team Mellor Racing	8	11:14.871	3.324	0.095	84.25	1:23.155	8
4	196	J	3 Jack KIRSCH	Kawasaki NINJA 400 -	8	11:16.639	5.092	1.768	84.03	1:23.025	4
5	113	J	4 Mikey HARDIE	Kawasaki NINJA 400 - 113 Events Ltd	8	11:16.755	5.208	0.116	84.01	1:23.471	8
6	47	J	5 Joe FARRAGHER	Kawasaki NINJA 400 - J C Utilities Ltd	8	11:17.012	5.465	0.257	83.98	1:23.412	4
7	17	J	6 Charlotte MARCUZZO	Kawasaki NINJA 300 - Mack Solutions	8	11:27.983	16.436	10.971	82.64	1:24.924	2
8	77	J	7 Joe WHITE	Kawasaki NINJA 300 - Just In Graphics /Silverman I	8	11:32.272	20.725	4.289	82.13	1:25.020	5
9	65	S	2 Konrad BREESE	Kawasaki NINJA 300 - STIHL Racing	8	11:34.048	22.501	1.776	81.92	1:25.349	7
10	177	S	3 Mark HARDY	Kawasaki NINJA 400 - me	8	11:34.134	22.587	0.086	81.91	1:25.292	6
11	19	S	4 Kathryn WALKER	Kawasaki NINJA 300 - Shorrock Motocycles & Auto'	8	11:38.230	26.683	4.096	81.43	1:25.686	6
12	131	J	8 Dylan MELLOR	Kawasaki NINJA 300 - Team Mellor Racing	8	11:42.390	30.843	4.160	80.95	1:26.458	2
13	221	J	9 Lewis LAKEY	Kawasaki NINJA 300 -	8	11:58.030	46.483	15.640	79.18	1:28.484	2
14	34	J	10 Oliver ARBON	Kawasaki NINJA 300 -	8	12:04.899	53.352	6.869	78.43	1:28.901	6
15	66	S	5 Mark SMITH	Kawasaki NINJA 300 - MHP EXHAUST S	8	12:07.058	55.511	2.159	78.20	1:29.366	4
16	81	P12	1 Keo WALKER	Kawasaki NINJA 300 - Martin Wight Electrical	8	12:08.497	56.950	1.439	78.05	1:29.489	2
17	60	P12	2 Lennon DOCHERTY	Kawasaki NINJA 300 - Doc Fit Training	8	12:09.128	57.581	0.631	77.98	1:29.071	5
18	777	P12	3 Maximus HARDY	Kawasaki NINJA 400 - DAD	8	12:09.286	57.739	0.158	77.96	1:29.104	4
19	88	S	6 David COURT	Kawasaki NINJA 300 -	8	12:10.458	58.911	1.172	77.84	1:29.605	6
20	48	S	7 Kevin SABBARTON	Kawasaki NINJA 300 - Karen Castle Opticians	8	12:11.403	59.856	0.945	77.74	1:29.761	6
21	70	S	8 Justin WHITE	Kawasaki NINJA 300 - Just In Graphics	8	12:11.634	1:00.087	0.231	77.71	1:29.913	5
22	97	J	11 Ben PLATT	Kawasaki NINJA 400 - adss ltd	8	12:14.496	1:02.949	2.862	77.41	1:28.954	4
23	400	S	9 Stuart THURTLIE	Kawasaki NINJA 400 - TeamTortoise Racing	8	12:15.265	1:03.718	0.769	77.33	1:29.788	6
24	12	J	12 Cameron CARR	Kawasaki NINJA 300 - Fairburn Heating Solutions	7	11:13.844	1 Lap	1 Lap	73.80	1:34.387	7
25	18	J	13 George HIGGINS	Kawasaki NINJA 300 -	7	11:44.214	1 Lap	30.370	70.62	1:38.695	7
26	71	S	10 Karie HENLY	Kawasaki NINJA 300 - Thomas Racing	7	12:04.464	1 Lap	20.250	68.65	1:41.426	7

NOT CLASSIFIED

DNF	99	S	Grant WALDER	Kawasaki NINJA 300 - Fins Motorcycles	5	7:51.525	3 Laps	2 Laps	75.25	1:31.378	2
DNF	55	J	Harrison DESSOY	Kawasaki NINJA 400 - Eastern Garage Racing	2	3:12.965	6 Laps	3 Laps	73.13		
DNF	96	S	Giovanni BELIOSSI	Kawasaki NINJA 300 - ASR Accident Storage Reco'	1	1:41.323	7 Laps	1 Lap	68.96		

FASTEST LAP

	2	S	Joe THOMAS	Kawasaki NINJA 400 - 3D Racing	3	1:22.813			86.03 mph	138.45 kph	
	196	J	Jack KIRSCH	Kawasaki NINJA 400 -	4	1:23.025			85.81 mph	138.10 kph	
	60	P12	Lennon DOCHERTY	Kawasaki NINJA 300 - Doc Fit Training	5	1:29.071			79.98 mph	128.72 kph	

Class S - 92.5% of Race Speed = 78.31 mph

Class J - 92.5% of Race Speed = 77.94 mph

Class P12 - 92.5% of Race Speed = 72.19 mph

Donington Park National
Circuit Length = 1.9790 miles
Start: 14:29 Flag 14:40 End: 14:41

Weather / Track : Cloudy / Dry

These results are provisional until the conclusion of any judicial and technical matters.

Clerk Of Course :	Steward :	Timekeeper :
-------------------	-----------	--------------

Results can be found at www.tsl-timing.com

Printed - 14:41 Sunday, 06 September 2020



BMCRC - MRO Championships 2020 - Rnd 3 @ Donington Park National

ACU Team Green Junior Cup & Senior 300

RACE 14 - LAP CHART

LAP 1 @ 14:30:52.621

NO	BEHIND	LAP TIME
2		1:26.954
55	0.182	1:27.136
196	0.588	1:27.542
113	0.733	1:27.687
50	1.282	1:28.236
130	1.455	1:28.409
47	1.902	1:28.856
17	2.169	1:29.123
77	3.661	1:30.615
177	3.762	1:30.716
65	4.369	1:31.323
19	4.927	1:31.881
131	4.990	1:31.944
34	7.791	1:34.745
221	8.116	1:35.070
81	8.675	1:35.629
777	9.327	1:36.281
66	10.143	1:37.097
97	10.545	1:37.499
88	11.224	1:38.178
48	11.434	1:38.388
70	11.795	1:38.749
400	11.930	1:38.884
60	12.365	1:39.319
99	12.625	1:39.579
12	14.107	1:41.061
96	14.369	1:41.323
18	20.180	1:47.134
71	20.572	1:47.526

LAP 2 @ 14:32:15.532

NO	BEHIND	LAP TIME
2		1:22.911
50	2.402	1:24.031
130	2.547	1:24.003
113	2.650	1:24.828
47	2.940	1:23.949
196	3.366	1:25.689
17	4.182	1:24.924
77	8.129	1:27.379
65	8.299	1:26.841
177	8.336	1:27.485
131	8.537	1:26.458
19	9.677	1:27.661
221	13.689	1:28.484
34	14.978	1:30.098
81	15.253	1:29.489
66	17.429	1:30.197
97	17.597	1:29.963
777	18.042	1:31.626
88	18.637	1:30.324
48	18.865	1:30.342
70	19.572	1:30.688
60	19.859	1:30.405
400	20.414	1:31.395
99	21.092	1:31.378
55	23.100	1:45.829 P
12	26.040	1:34.844
18	37.851	1:40.582
71	40.297	1:42.636

LAP 3 @ 14:33:38.345

NO	BEHIND	LAP TIME
2		1:22.813
50	3.516	1:23.927
113	3.655	1:23.818
130	3.751	1:24.017
47	4.644	1:24.517
196	4.813	1:24.260
17	6.948	1:25.579
77	11.718	1:26.402
65	12.184	1:26.698
177	12.730	1:27.207
131	13.031	1:27.307
19	13.371	1:26.507
221	19.535	1:28.659
81	23.018	1:30.578
34	23.244	1:31.079
97	24.269	1:29.485
66	25.378	1:30.762
88	25.807	1:29.983
777	26.656	1:31.427
48	27.146	1:31.094
70	27.293	1:30.534
60	27.577	1:30.531
400	28.409	1:30.808
99	29.744	1:31.465
12	39.728	1:36.501
18	54.652	1:39.614
71	1:00.323	1:42.839

LAP 4 @ 14:35:01.661

NO	BEHIND	LAP TIME
2		1:23.316
50	3.886	1:23.686
113	4.020	1:23.681
130	4.116	1:23.681
196	4.522	1:23.025
47	4.740	1:23.412
17	9.139	1:25.507
77	14.508	1:26.106
65	14.551	1:25.683
177	14.858	1:25.444
19	17.051	1:26.996
131	17.186	1:27.471
221	25.290	1:29.071
97	29.907	1:28.954
34	30.201	1:30.273
81	30.229	1:30.527
66	31.428	1:29.366
88	32.254	1:29.763
777	32.444	1:29.104
48	33.662	1:29.832
60	34.446	1:30.185
70	34.821	1:30.844
400	36.029	1:30.936
99	38.387	1:31.959
12	52.185	1:35.773
18	1:11.505	1:40.169
71	1:20.616	1:43.609

LAP 5 @ 14:36:25.214

NO	BEHIND	LAP TIME
2		1:23.553

130	4.368	1:23.805
50	4.454	1:24.121
113	4.674	1:24.207
196	4.836	1:23.867
47	5.148	1:23.961
17	11.822	1:26.236
77	15.975	1:25.020
65	16.622	1:25.624
177	16.846	1:25.541
19	19.452	1:25.954
131	20.270	1:26.637
221	31.257	1:29.520
97	36.132	1:29.778
81	36.971	1:30.295
34	37.666	1:31.018
66	37.767	1:29.892
777	38.071	1:29.180
88	38.983	1:30.282
60	39.964	1:29.071
48	39.992	1:29.883
70	41.181	1:29.913
400	42.839	1:30.363
99	51.978	1:37.144 P
12	1:04.396	1:35.764

LAP 6 @ 14:37:49.120

NO	BEHIND	LAP TIME
2		1:23.906
18	1 Lap	1:39.049
50	4.121	1:23.573
130	4.791	1:24.329
196	5.306	1:24.376
47	5.431	1:24.189
113	5.902	1:25.134
17	13.425	1:25.509
71	1 Lap	1:43.882
77	17.869	1:25.800
177	18.232	1:25.292
65	18.638	1:25.922
19	21.232	1:25.686
131	22.988	1:26.624
221	36.248	1:28.897
34	42.661	1:28.901
81	43.934	1:30.869
66	44.175	1:30.314
777	44.469	1:30.304
88	44.682	1:29.605
60	45.319	1:29.261
48	45.847	1:29.761
70	47.556	1:30.281
97	48.624	1:36.398
400	48.721	1:29.788
12	1:16.004	1:35.514

LAP 7 @ 14:39:13.033

NO	BEHIND	LAP TIME
2		1:23.913
50	4.045	1:23.837
130	4.350	1:23.472
196	5.271	1:23.878
47	5.811	1:24.293
113	5.918	1:23.929
17	15.170	1:25.658
18	1 Lap	1:38.971

77	19.326	1:25.370
65	20.074	1:25.349
177	20.177	1:25.858
19	24.171	1:26.852
131	27.095	1:28.020
71	1 Lap	1:42.546
221	41.496	1:29.161
34	48.198	1:29.450
66	49.629	1:29.367
81	51.271	1:31.250
777	51.315	1:30.759
48	51.952	1:30.018
88	52.318	1:31.549
60	52.340	1:30.934
70	53.922	1:30.279
97	56.857	1:32.146
400	57.244	1:32.436

LAP 8 @ 14:40:37.214

NO	BEHIND	LAP TIME
2		1:24.181
12	1 Lap	1:34.387
50	3.229	1:23.365
130	3.324	1:23.155
196	5.092	1:24.002
113	5.208	1:23.471
47	5.465	1:23.835
17	16.436	1:25.447
77	20.725	1:25.580
65	22.501	1:26.608
177	22.587	1:26.591
19	26.683	1:26.693
131	30.843	1:27.929
18	1 Lap	1:38.695
221	46.483	1:29.168
71	1 Lap	1:41.426
34	53.352	1:29.335
66	55.511	1:30.063
81	56.950	1:29.860
60	57.581	1:29.422
777	57.739	1:30.605
88	58.911	1:30.774
48	59.856	1:32.085
70	1:00.087	1:30.346
97	1:02.949	1:30.273
400	1:03.718	1:30.655

Weather / Track : Cloudy / Dry

Results can be found at www.tsl-timing.com

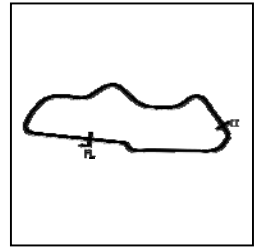
Donington Park National
Circuit Length = 1.9790 miles
Start: 14:29 Flag 14:40 End: 14:41

Printed - 14:42 Sunday, 06 September 2020

BMCRC - MRO Championships 2020 - Rnd 3 @ Donington Park National

ACU Team Green Junior Cup & Senior 300

RACE 14 - SECTOR ANALYSIS



SECTOR 1 = FL to I1, SECTOR 2 = I1 to FL, DIFF = Difference To Personal Best Lap, P = Crossed Finish Line in Pit Lane, D = Time Disallowed

P1		2 S		Joe THOMAS		Kawasaki NINJA 400 - 3D Racing	
IDEAL LAP TIME : 1:22.766		BEST LAP TIME : 1:22.813		DIFFERENCE : 0.047			
LAP	SECTOR 1	SECTOR 2	LAP TIME	MPH	DIFF	TIME OF DAY	
1 -		29.497	1:26.954	81.93	4.141	14:30:52.621	
2 -	53.717	29.194	1:22.911 (2)	85.93	0.098	14:32:15.532	
3 -	53.572	29.241	1:22.813 (1)	86.03		14:33:38.345	
4 -	53.731	29.585	1:23.316 (3)	85.51	0.503	14:35:01.661	
5 -	54.006	29.547	1:23.553	85.27	0.740	14:36:25.214	
6 -	54.410	29.496	1:23.906	84.91	1.093	14:37:49.120	
7 -	54.214	29.699	1:23.913	84.90	1.100	14:39:13.033	
8 -	54.492	29.689	1:24.181	84.63	1.368	14:40:37.214	

P2		50 J		Fred McMULLAN		Kawasaki NINJA 300 - Orwell motorcycles Ipswich	
IDEAL LAP TIME : 1:23.205		BEST LAP TIME : 1:23.365		DIFFERENCE : 0.160			
LAP	SECTOR 1	SECTOR 2	LAP TIME	MPH	DIFF	TIME OF DAY	
1 -		29.806	1:28.236	80.74	4.871	14:30:53.903	
2 -	54.262	29.769	1:24.031	84.78	0.666	14:32:17.934	
3 -	53.971	29.956	1:23.927	84.89	0.562	14:33:41.861	
4 -	53.777	29.909	1:23.686 (3)	85.13	0.321	14:35:05.547	
5 -	54.378	29.743	1:24.121	84.69	0.756	14:36:29.668	
6 -	53.854	29.719	1:23.573 (2)	85.25	0.208	14:37:53.241	
7 -	54.210	29.627	1:23.837	84.98	0.472	14:39:17.078	
8 -	53.578	29.787	1:23.365 (1)	85.46		14:40:40.443	

P3		130 J		Owen MELLOR		Kawasaki NINJA 300 - Team Mellor Racing	
IDEAL LAP TIME : 1:22.653		BEST LAP TIME : 1:23.155		DIFFERENCE : 0.502			
LAP	SECTOR 1	SECTOR 2	LAP TIME	MPH	DIFF	TIME OF DAY	
1 -		29.688	1:28.409	80.58	5.254	14:30:54.076	
2 -	54.313	29.690	1:24.003	84.81	0.848	14:32:18.079	
3 -	53.972	30.045	1:24.017	84.80	0.862	14:33:42.096	
4 -	53.886	29.795	1:23.681 (3)	85.14	0.526	14:35:05.777	
5 -	54.341	29.464	1:23.805	85.01	0.650	14:36:29.582	
6 -	55.098	29.231	1:24.329	84.48	1.174	14:37:53.911	
7 -	53.700	29.772	1:23.472 (2)	85.35	0.317	14:39:17.383	
8 -	53.422	29.733	1:23.155 (1)	85.67		14:40:40.538	

P4		196 J		Jack KIRSCH		Kawasaki NINJA 400 -	
IDEAL LAP TIME : 1:23.025		BEST LAP TIME : 1:23.025		DIFFERENCE : 0.000			
LAP	SECTOR 1	SECTOR 2	LAP TIME	MPH	DIFF	TIME OF DAY	
1 -		29.747	1:27.542	81.38	4.517	14:30:53.209	
2 -	56.211	29.478	1:25.689	83.14	2.664	14:32:18.898	
3 -	53.806	30.454	1:24.260	84.55	1.235	14:33:43.158	
4 -	53.675	29.350	1:23.025 (1)	85.81		14:35:06.183	
5 -	54.499	29.368	1:23.867 (2)	84.95	0.842	14:36:30.050	
6 -	54.901	29.475	1:24.376	84.43	1.351	14:37:54.426	
7 -	54.516	29.362	1:23.878 (3)	84.94	0.853	14:39:18.304	
8 -	54.397	29.605	1:24.002	84.81	0.977	14:40:42.306	

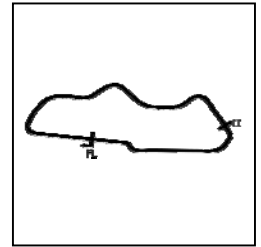
Weather / Track : Cloudy / Dry

Donington Park National
 Circuit Length = 1.9790 miles
 Start: 14:29 Flag 14:40 End: 14:41

BMCRC - MRO Championships 2020 - Rnd 3 @ Donington Park National

ACU Team Green Junior Cup & Senior 300

RACE 14 - SECTOR ANALYSIS



SECTOR 1 = FL to I1, SECTOR 2 = I1 to FL, DIFF = Difference To Personal Best Lap, P = Crossed Finish Line in Pit Lane, D = Time Disallowed

P5 113 J		Mikey HARDIE		Kawasaki NINJA 400 - 113 Events Ltd		
IDEAL LAP TIME : 1:23.279		BEST LAP TIME : 1:23.471		DIFFERENCE : 0.192		
LAP	SECTOR 1	SECTOR 2	LAP TIME	MPH	DIFF	TIME OF DAY
1 -		29.582	1:27.687	81.25	4.216	14:30:53.354
2 -	54.643	30.185	1:24.828	83.98	1.357	14:32:18.182
3 -	54.101	29.717	1:23.818 (3)	85.00	0.347	14:33:42.000
4 -	53.819	29.862	1:23.681 (2)	85.14	0.210	14:35:05.681
5 -	54.747	29.460	1:24.207	84.60	0.736	14:36:29.888
6 -	54.705	30.429	1:25.134	83.68	1.663	14:37:55.022
7 -	54.183	29.746	1:23.929	84.88	0.458	14:39:18.951
8 -	53.922	29.549	1:23.471 (1)	85.35		14:40:42.422

P6 47 J		Joe FARRAGHER		Kawasaki NINJA 400 - J C Utilities Ltd		
IDEAL LAP TIME : 1:23.176		BEST LAP TIME : 1:23.412		DIFFERENCE : 0.236		
LAP	SECTOR 1	SECTOR 2	LAP TIME	MPH	DIFF	TIME OF DAY
1 -		29.672	1:28.856	80.18	5.444	14:30:54.523
2 -	54.262	29.687	1:23.949 (3)	84.86	0.537	14:32:18.472
3 -	54.000	30.517	1:24.517	84.29	1.105	14:33:42.989
4 -	54.013	29.399	1:23.412 (1)	85.41		14:35:06.401
5 -	54.379	29.582	1:23.961	84.85	0.549	14:36:30.362
6 -	54.835	29.354	1:24.189	84.62	0.777	14:37:54.551
7 -	54.475	29.818	1:24.293	84.52	0.881	14:39:18.844
8 -	53.822	30.013	1:23.835 (2)	84.98	0.423	14:40:42.679

P7 17 J		Charlotte MARCUZZO		Kawasaki NINJA 300 - Mack Solutions		
IDEAL LAP TIME : 1:24.846		BEST LAP TIME : 1:24.924		DIFFERENCE : 0.078		
LAP	SECTOR 1	SECTOR 2	LAP TIME	MPH	DIFF	TIME OF DAY
1 -		30.421	1:29.123	79.94	4.199	14:30:54.790
2 -	54.760	30.164	1:24.924 (1)	83.89		14:32:19.714
3 -	55.190	30.389	1:25.579	83.25	0.655	14:33:45.293
4 -	55.175	30.332	1:25.507 (3)	83.32	0.583	14:35:10.800
5 -	55.817	30.419	1:26.236	82.61	1.312	14:36:37.036
6 -	55.423	30.086	1:25.509	83.32	0.585	14:38:02.545
7 -	55.235	30.423	1:25.658	83.17	0.734	14:39:28.203
8 -	55.088	30.359	1:25.447 (2)	83.38	0.523	14:40:53.650

P8 77 J		Joe WHITE		Kawasaki NINJA 300 - Just In Graphics /Silverman Field		
IDEAL LAP TIME : 1:25.020		BEST LAP TIME : 1:25.020		DIFFERENCE : 0.000		
LAP	SECTOR 1	SECTOR 2	LAP TIME	MPH	DIFF	TIME OF DAY
1 -		30.543	1:30.615	78.62	5.595	14:30:56.282
2 -	56.702	30.677	1:27.379	81.53	2.359	14:32:23.661
3 -	55.994	30.408	1:26.402	82.45	1.382	14:33:50.063
4 -	55.632	30.474	1:26.106	82.74	1.086	14:35:16.169
5 -	54.680	30.340	1:25.020 (1)	83.79		14:36:41.189
6 -	55.036	30.764	1:25.800	83.03	0.780	14:38:06.989
7 -	55.007	30.363	1:25.370 (2)	83.45	0.350	14:39:32.359
8 -	54.934	30.646	1:25.580 (3)	83.25	0.560	14:40:57.939

Weather / Track : Cloudy / Dry

Donington Park National
Circuit Length = 1.9790 miles
Start: 14:29 Flag 14:40 End: 14:41

BMCRC - MRO Championships 2020 - Rnd 3 @ Donington Park National

ACU Team Green Junior Cup & Senior 300

RACE 14 - SECTOR ANALYSIS



SECTOR 1 = FL to I1, SECTOR 2 = I1 to FL, DIFF = Difference To Personal Best Lap, P = Crossed Finish Line in Pit Lane, D = Time Disallowed

P9 65 S		Konrad BREESE		Kawasaki NINJA 300 - STIHL Racing		
IDEAL LAP TIME : 1:25.349		BEST LAP TIME : 1:25.349		DIFFERENCE : 0.000		
LAP	SECTOR 1	SECTOR 2	LAP TIME	MPH	DIFF	TIME OF DAY
1 -		30.501	1:31.323	78.01	5.974	14:30:56.990
2 -	56.290	30.551	1:26.841	82.04	1.492	14:32:23.831
3 -	56.169	30.529	1:26.698	82.17	1.349	14:33:50.529
4 -	55.496	30.187	1:25.683 (3)	83.15	0.334	14:35:16.212
5 -	55.337	30.287	1:25.624 (2)	83.20	0.275	14:36:41.836
6 -	55.429	30.493	1:25.922	82.91	0.573	14:38:07.758
7 -	55.222	30.127	1:25.349 (1)	83.47		14:39:33.107
8 -	56.221	30.387	1:26.608	82.26	1.259	14:40:59.715

P10 177 S		Mark HARDY		Kawasaki NINJA 400 - me		
IDEAL LAP TIME : 1:25.043		BEST LAP TIME : 1:25.292		DIFFERENCE : 0.249		
LAP	SECTOR 1	SECTOR 2	LAP TIME	MPH	DIFF	TIME OF DAY
1 -		30.429	1:30.716	78.53	5.424	14:30:56.383
2 -	56.344	31.141	1:27.485	81.43	2.193	14:32:23.868
3 -	56.149	31.058	1:27.207	81.69	1.915	14:33:51.075
4 -	55.276	30.168	1:25.444 (2)	83.38	0.152	14:35:16.519
5 -	55.420	30.121	1:25.541 (3)	83.28	0.249	14:36:42.060
6 -	54.922	30.370	1:25.292 (1)	83.53		14:38:07.352
7 -	55.415	30.443	1:25.858	82.98	0.566	14:39:33.210
8 -	56.020	30.571	1:26.591	82.27	1.299	14:40:59.801

P11 19 S		Kathryn WALKER		Kawasaki NINJA 300 - Shorrock Motorcycles & AutoSmart Presti		
IDEAL LAP TIME : 1:25.614		BEST LAP TIME : 1:25.686		DIFFERENCE : 0.072		
LAP	SECTOR 1	SECTOR 2	LAP TIME	MPH	DIFF	TIME OF DAY
1 -		30.750	1:31.881	77.54	6.195	14:30:57.548
2 -	56.928	30.733	1:27.661	81.27	1.975	14:32:25.209
3 -	55.722	30.785	1:26.507 (3)	82.35	0.821	14:33:51.716
4 -	56.142	30.854	1:26.996	81.89	1.310	14:35:18.712
5 -	55.562	30.392	1:25.954 (2)	82.88	0.268	14:36:44.666
6 -	55.222	30.464	1:25.686 (1)	83.14		14:38:10.352
7 -	56.102	30.750	1:26.852	82.03	1.166	14:39:37.204
8 -	55.708	30.985	1:26.693	82.18	1.007	14:41:03.897

P12 131 J		Dylan MELLOR		Kawasaki NINJA 300 - Team Mellor Racing		
IDEAL LAP TIME : 1:26.047		BEST LAP TIME : 1:26.458		DIFFERENCE : 0.411		
LAP	SECTOR 1	SECTOR 2	LAP TIME	MPH	DIFF	TIME OF DAY
1 -		30.507	1:31.944	77.48	5.486	14:30:57.611
2 -	55.872	30.586	1:26.458 (1)	82.40		14:32:24.069
3 -	56.402	30.905	1:27.307	81.60	0.849	14:33:51.376
4 -	57.261	30.210	1:27.471	81.45	1.013	14:35:18.847
5 -	55.969	30.668	1:26.637 (3)	82.23	0.179	14:36:45.484
6 -	55.837	30.787	1:26.624 (2)	82.24	0.166	14:38:12.108
7 -	57.133	30.887	1:28.020	80.94	1.562	14:39:40.128
8 -	56.504	31.425	1:27.929	81.02	1.471	14:41:08.057

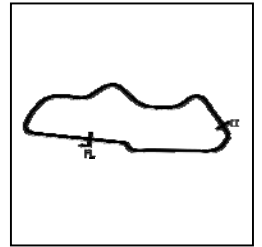
Weather / Track : Cloudy / Dry

Donington Park National
Circuit Length = 1.9790 miles
Start: 14:29 Flag 14:40 End: 14:41

BMCRC - MRO Championships 2020 - Rnd 3 @ Donington Park National

ACU Team Green Junior Cup & Senior 300

RACE 14 - SECTOR ANALYSIS



SECTOR 1 = FL to I1, SECTOR 2 = I1 to FL, DIFF = Difference To Personal Best Lap, P = Crossed Finish Line in Pit Lane, D = Time Disallowed

P13 221 J Lewis LAKEY		Kawasaki NINJA 300 -				
IDEAL LAP TIME : 1:27.872		BEST LAP TIME : 1:28.484		DIFFERENCE : 0.612		
LAP	SECTOR 1	SECTOR 2	LAP TIME	MPH	DIFF	TIME OF DAY
1 -		30.879	1:35.070	74.94	6.586	14:31:00.737
2 -	56.993	31.491	1:28.484 (1)	80.51		14:32:29.221
3 -	57.217	31.442	1:28.659 (2)	80.36	0.175	14:33:57.880
4 -	57.713	31.358	1:29.071	79.98	0.587	14:35:26.951
5 -	57.924	31.596	1:29.520	79.58	1.036	14:36:56.471
6 -	57.569	31.328	1:28.897 (3)	80.14	0.413	14:38:25.368
7 -	57.544	31.617	1:29.161	79.90	0.677	14:39:54.529
8 -	57.308	31.860	1:29.168	79.90	0.684	14:41:23.697

P14 34 J Oliver ARBON		Kawasaki NINJA 300 -				
IDEAL LAP TIME : 1:28.832		BEST LAP TIME : 1:28.901		DIFFERENCE : 0.069		
LAP	SECTOR 1	SECTOR 2	LAP TIME	MPH	DIFF	TIME OF DAY
1 -		32.168	1:34.745	75.19	5.844	14:31:00.412
2 -	57.596	32.502	1:30.098	79.07	1.197	14:32:30.510
3 -	58.252	32.827	1:31.079	78.22	2.178	14:34:01.589
4 -	57.412	32.861	1:30.273	78.92	1.372	14:35:31.862
5 -	58.461	32.557	1:31.018	78.27	2.117	14:37:02.880
6 -	56.664	32.237	1:28.901 (1)	80.14		14:38:31.781
7 -	57.155	32.295	1:29.450 (3)	79.64	0.549	14:40:01.231
8 -	57.009	32.326	1:29.335 (2)	79.75	0.434	14:41:30.566

P15 66 S Mark SMITH		Kawasaki NINJA 300 - MHP EXHAUST S				
IDEAL LAP TIME : 1:29.288		BEST LAP TIME : 1:29.366		DIFFERENCE : 0.078		
LAP	SECTOR 1	SECTOR 2	LAP TIME	MPH	DIFF	TIME OF DAY
1 -		32.273	1:37.097	73.37	7.731	14:31:02.764
2 -	58.064	32.133	1:30.197	78.98	0.831	14:32:32.961
3 -	58.640	32.122	1:30.762	78.49	1.396	14:34:03.723
4 -	57.560	31.806	1:29.366 (1)	79.72		14:35:33.089
5 -	57.853	32.039	1:29.892 (3)	79.25	0.526	14:37:02.981
6 -	58.097	32.217	1:30.314	78.88	0.948	14:38:33.295
7 -	57.639	31.728	1:29.367 (2)	79.72	0.001	14:40:02.662
8 -	58.012	32.051	1:30.063	79.10	0.697	14:41:32.725

P16 81 P12 Keo WALKER		Kawasaki NINJA 300 - Martin Wight Electrical				
IDEAL LAP TIME : 1:29.412		BEST LAP TIME : 1:29.489		DIFFERENCE : 0.077		
LAP	SECTOR 1	SECTOR 2	LAP TIME	MPH	DIFF	TIME OF DAY
1 -		32.036	1:35.629	74.50	6.140	14:31:01.296
2 -	57.457	32.032	1:29.489 (1)	79.61		14:32:30.785
3 -	58.376	32.202	1:30.578	78.65	1.089	14:34:01.363
4 -	57.980	32.547	1:30.527	78.70	1.038	14:35:31.890
5 -	57.869	32.426	1:30.295 (3)	78.90	0.806	14:37:02.185
6 -	57.774	33.095	1:30.869	78.40	1.380	14:38:33.054
7 -	58.922	32.328	1:31.250	78.07	1.761	14:40:04.304
8 -	57.905	31.955	1:29.860 (2)	79.28	0.371	14:41:34.164

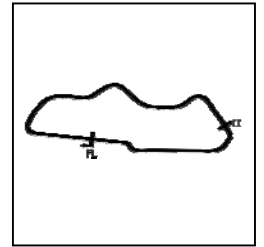
Weather / Track : Cloudy / Dry

Donington Park National
Circuit Length = 1.9790 miles
Start: 14:29 Flag 14:40 End: 14:41

BMCRC - MRO Championships 2020 - Rnd 3 @ Donington Park National

ACU Team Green Junior Cup & Senior 300

RACE 14 - SECTOR ANALYSIS



SECTOR 1 = FL to I1, SECTOR 2 = I1 to FL, DIFF = Difference To Personal Best Lap, P = Crossed Finish Line in Pit Lane, D = Time Disallowed

P17 60 P12		Lennon DOCHERTY		Kawasaki NINJA 300 - Doc Fit Training		
IDEAL LAP TIME : 1:28.793		BEST LAP TIME : 1:29.071		DIFFERENCE : 0.278		
LAP	SECTOR 1	SECTOR 2	LAP TIME	MPH	DIFF	TIME OF DAY
1 -		33.302	1:39.319	71.73	10.248	14:31:04.986
2 -	58.553	31.852	1:30.405	78.80	1.334	14:32:35.391
3 -	58.083	32.448	1:30.531	78.69	1.460	14:34:05.922
4 -	58.296	31.889	1:30.185	79.00	1.114	14:35:36.107
5 -	57.402	31.669	1:29.071 (1)	79.98		14:37:05.178
6 -	57.124	32.137	1:29.261 (2)	79.81	0.190	14:38:34.439
7 -	58.033	32.901	1:30.934	78.34	1.863	14:40:05.373
8 -	57.369	32.053	1:29.422 (3)	79.67	0.351	14:41:34.795

P18 777 P12		Maximus HARDY		Kawasaki NINJA 400 - DAD		
IDEAL LAP TIME : 1:29.104		BEST LAP TIME : 1:29.104		DIFFERENCE : 0.000		
LAP	SECTOR 1	SECTOR 2	LAP TIME	MPH	DIFF	TIME OF DAY
1 -		31.866	1:36.281	73.99	7.177	14:31:01.948
2 -	59.196	32.430	1:31.626	77.75	2.522	14:32:33.574
3 -	59.021	32.406	1:31.427	77.92	2.323	14:34:05.001
4 -	57.418	31.686	1:29.104 (1)	79.95		14:35:34.105
5 -	57.474	31.706	1:29.180 (2)	79.89	0.076	14:37:03.285
6 -	58.145	32.159	1:30.304 (3)	78.89	1.200	14:38:33.589
7 -	58.598	32.161	1:30.759	78.50	1.655	14:40:04.348
8 -	57.821	32.784	1:30.605	78.63	1.501	14:41:34.953

P19 88 S		David COURT		Kawasaki NINJA 300 -		
IDEAL LAP TIME : 1:29.605		BEST LAP TIME : 1:29.605		DIFFERENCE : 0.000		
LAP	SECTOR 1	SECTOR 2	LAP TIME	MPH	DIFF	TIME OF DAY
1 -		32.834	1:38.178	72.56	8.573	14:31:03.845
2 -	58.357	31.967	1:30.324	78.87	0.719	14:32:34.169
3 -	57.933	32.050	1:29.983 (3)	79.17	0.378	14:34:04.152
4 -	57.929	31.834	1:29.763 (2)	79.37	0.158	14:35:33.915
5 -	58.185	32.097	1:30.282	78.91	0.677	14:37:04.197
6 -	57.777	31.828	1:29.605 (1)	79.51		14:38:33.802
7 -	59.718	31.831	1:31.549	77.82	1.944	14:40:05.351
8 -	57.805	32.969	1:30.774	78.48	1.169	14:41:36.125

P20 48 S		Kevin SABBARTON		Kawasaki NINJA 300 - Karen Castle Opticians		
IDEAL LAP TIME : 1:29.157		BEST LAP TIME : 1:29.761		DIFFERENCE : 0.604		
LAP	SECTOR 1	SECTOR 2	LAP TIME	MPH	DIFF	TIME OF DAY
1 -		33.089	1:38.388	72.41	8.627	14:31:04.055
2 -	58.411	31.931	1:30.342	78.86	0.581	14:32:34.397
3 -	58.574	32.520	1:31.094	78.21	1.333	14:34:05.491
4 -	58.010	31.822	1:29.832 (2)	79.31	0.071	14:35:35.323
5 -	57.998	31.885	1:29.883 (3)	79.26	0.122	14:37:05.206
6 -	57.335	32.426	1:29.761 (1)	79.37		14:38:34.967
7 -	58.012	32.006	1:30.018	79.14	0.257	14:40:04.985
8 -	57.484	34.601	1:32.085	77.37	2.324	14:41:37.070

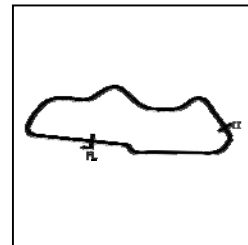
Weather / Track : Cloudy / Dry

Donington Park National
Circuit Length = 1.9790 miles
Start: 14:29 Flag 14:40 End: 14:41

BMCRC - MRO Championships 2020 - Rnd 3 @ Donington Park National

ACU Team Green Junior Cup & Senior 300

RACE 14 - SECTOR ANALYSIS



SECTOR 1 = FL to I1, SECTOR 2 = I1 to FL, DIFF = Difference To Personal Best Lap, P = Crossed Finish Line in Pit Lane, D = Time Disallowed

P21 70 S		Justin WHITE		Kawasaki NINJA 300 - Just In Graphics		
IDEAL LAP TIME : 1:29.398		BEST LAP TIME : 1:29.913		DIFFERENCE : 0.515		
LAP	SECTOR 1	SECTOR 2	LAP TIME	MPH	DIFF	TIME OF DAY
1 -		33.368	1:38.749	72.14	8.836	14:31:04.416
2 -	58.600	32.088	1:30.688	78.56	0.775	14:32:35.104
3 -	58.188	32.346	1:30.534	78.69	0.621	14:34:05.638
4 -	59.190	31.654	1:30.844	78.42	0.931	14:35:36.482
5 -	57.744	32.169	1:29.913 (1)	79.23		14:37:06.395
6 -	58.014	32.267	1:30.281 (3)	78.91	0.368	14:38:36.676
7 -	58.391	31.888	1:30.279 (2)	78.91	0.366	14:40:06.955
8 -	58.257	32.089	1:30.346	78.85	0.433	14:41:37.301

P22 97 J		Ben PLATT		Kawasaki NINJA 400 - adsss ltd		
IDEAL LAP TIME : 1:28.394		BEST LAP TIME : 1:28.954		DIFFERENCE : 0.560		
LAP	SECTOR 1	SECTOR 2	LAP TIME	MPH	DIFF	TIME OF DAY
1 -		32.555	1:37.499	73.07	8.545	14:31:03.166
2 -	58.513	31.450	1:29.963	79.19	1.009	14:32:33.129
3 -	57.955	31.530	1:29.485 (2)	79.61	0.531	14:34:02.614
4 -	57.077	31.877	1:28.954 (1)	80.09		14:35:31.568
5 -	58.461	31.317	1:29.778 (3)	79.35	0.824	14:37:01.346
6 -	57.809	38.589	1:36.398	73.90	7.444	14:38:37.744
7 -	59.932	32.214	1:32.146	77.31	3.192	14:40:09.890
8 -	58.285	31.988	1:30.273	78.92	1.319	14:41:40.163

P23 400 S		Stuart THURTMORE		Kawasaki NINJA 400 - TeamTortoise Racing		
IDEAL LAP TIME : 1:29.708		BEST LAP TIME : 1:29.788		DIFFERENCE : 0.080		
LAP	SECTOR 1	SECTOR 2	LAP TIME	MPH	DIFF	TIME OF DAY
1 -		33.135	1:38.884	72.05	9.096	14:31:04.551
2 -	59.515	31.880	1:31.395	77.95	1.607	14:32:35.946
3 -	58.663	32.145	1:30.808	78.45	1.020	14:34:06.754
4 -	58.713	32.223	1:30.936	78.34	1.148	14:35:37.690
5 -	58.539	31.824	1:30.363 (2)	78.84	0.575	14:37:08.053
6 -	57.884	31.904	1:29.788 (1)	79.34		14:38:37.841
7 -	1:00.509	31.927	1:32.436	77.07	2.648	14:40:10.277
8 -	58.678	31.977	1:30.655 (3)	78.59	0.867	14:41:40.932

P24 12 J		Cameron CARR		Kawasaki NINJA 300 - Fairburn Heating Solutions		
IDEAL LAP TIME : 1:33.849		BEST LAP TIME : 1:34.387		DIFFERENCE : 0.538		
LAP	SECTOR 1	SECTOR 2	LAP TIME	MPH	DIFF	TIME OF DAY
1 -		33.703	1:41.061	70.49	6.674	14:31:06.728
2 -	1:00.805	34.039	1:34.844 (2)	75.11	0.457	14:32:41.572
3 -	1:02.755	33.746	1:36.501	73.82	2.114	14:34:18.073
4 -	1:01.624	34.149	1:35.773	74.39	1.386	14:35:53.846
5 -	1:01.571	34.193	1:35.764	74.39	1.377	14:37:29.610
6 -	1:01.667	33.847	1:35.514 (3)	74.59	1.127	14:39:05.124
7 -	1:01.343	33.044	1:34.387 (1)	75.48		14:40:39.511

P25 18 J		George HIGGINS		Kawasaki NINJA 300 -		
IDEAL LAP TIME : 1:38.203		BEST LAP TIME : 1:38.695		DIFFERENCE : 0.492		
LAP	SECTOR 1	SECTOR 2	LAP TIME	MPH	DIFF	TIME OF DAY
1 -		35.278	1:47.134	66.50	8.439	14:31:12.801
2 -	1:04.569	36.013	1:40.582	70.83	1.887	14:32:53.383
3 -	1:04.210	35.404	1:39.614	71.52	0.919	14:34:32.997
4 -	1:04.576	35.593	1:40.169	71.12	1.474	14:36:13.166
5 -	1:03.985	35.064	1:39.049 (3)	71.93	0.354	14:37:52.215
6 -	1:04.655	34.316	1:38.971 (2)	71.98	0.276	14:39:31.186
7 -	1:03.887	34.808	1:38.695 (1)	72.18		14:41:09.881

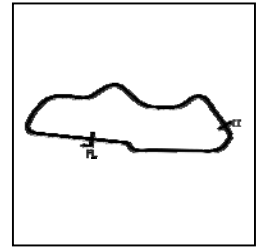
Weather / Track : Cloudy / Dry

Donington Park National
Circuit Length = 1.9790 miles
Start: 14:29 Flag 14:40 End: 14:41

BMCRC - MRO Championships 2020 - Rnd 3 @ Donington Park National

ACU Team Green Junior Cup & Senior 300

RACE 14 - SECTOR ANALYSIS



SECTOR 1 = FL to I1, SECTOR 2 = I1 to FL, DIFF = Difference To Personal Best Lap, P = Crossed Finish Line in Pit Lane, D = Time Disallowed

P26 71 S		Karie HENLY		Kawasaki NINJA 300 - Thomas Racing		
IDEAL LAP TIME : 1:40.851		BEST LAP TIME : 1:41.426		DIFFERENCE : 0.575		
LAP	SECTOR 1	SECTOR 2	LAP TIME	MPH	DIFF	TIME OF DAY
1 -		34.871	1:47.526	66.25	6.100	14:31:13.193
2 -	1:06.555	36.081	1:42.636 (3)	69.41	1.210	14:32:55.829
3 -	1:07.104	35.735	1:42.839	69.27	1.413	14:34:38.668
4 -	1:07.721	35.888	1:43.609	68.76	2.183	14:36:22.277
5 -	1:08.531	35.351	1:43.882	68.58	2.456	14:38:06.159
6 -	1:06.702	35.844	1:42.546 (2)	69.47	1.120	14:39:48.705
7 -	1:05.980	35.446	1:41.426 (1)	70.24		14:41:30.131

P27 99 S		Grant WALDER		Kawasaki NINJA 300 - Fins Motorcycles		
IDEAL LAP TIME : 1:31.353		BEST LAP TIME : 1:31.378		DIFFERENCE : 0.025		
LAP	SECTOR 1	SECTOR 2	LAP TIME	MPH	DIFF	TIME OF DAY
1 -		33.075	1:39.579	71.54	8.201	14:31:05.246
2 -	59.205	32.173	1:31.378 (1)	77.96		14:32:36.624
3 -	59.180	32.285	1:31.465 (2)	77.89	0.087	14:34:08.089
4 -	59.500	32.459	1:31.959 (3)	77.47	0.581	14:35:40.048
5 -	59.813	IN PIT	1:37.144 P	73.34	5.766	14:37:17.192

P28 55 J		Harrison DESSOY		Kawasaki NINJA 400 - Eastern Garage Racing		
IDEAL LAP TIME : 1:31.515		BEST LAP TIME :		DIFFERENCE :		
LAP	SECTOR 1	SECTOR 2	LAP TIME	MPH	DIFF	TIME OF DAY
1 -		29.547	1:27.136	81.76		14:30:52.803
2 -	1:01.968	IN PIT	1:45.829 P	67.32		14:32:38.632

P29 96 S		Giovanni BELIOSSI		Kawasaki NINJA 300 - ASR Accident Storage Recovery		
IDEAL LAP TIME : 1:34.823		BEST LAP TIME :		DIFFERENCE :		
LAP	SECTOR 1	SECTOR 2	LAP TIME	MPH	DIFF	TIME OF DAY
1 -		33.306	1:41.323	70.31		14:31:06.990

Weather / Track : Cloudy / Dry

Donington Park National
 Circuit Length = 1.9790 miles
 Start: 14:29 Flag 14:40 End: 14:41

BMCRC - MRO Championships 2020 - Rnd 3 @ Donington Park National

ACU Team Green Junior Cup & Senior 300

RACE 14 - BEST SECTORS

SECTOR 1			SECTOR 2			IDEAL / BEST COMPARISON						
POS	NO	NAME	TIME	NO	NAME	TIME	POS	NO	NAME	IDEAL	BEST	DIFF
									PERFECT LAP	1:22.616		
1	130	MELLOR	53.422	2	THOMAS	29.194	1	130	MELLOR	1:22.653	1:23.155	0.502
2	2	THOMAS	53.572	130	MELLOR	29.231	2	2	THOMAS	1:22.766	1:22.813	0.047
3	50	McMULLAN	53.578	196	KIRSCH	29.350	3	196	KIRSCH	1:23.025	1:23.025	0.000
4	196	KIRSCH	53.675	47	FARRAGHER	29.354	4	47	FARRAGHER	1:23.176	1:23.412	0.236
5	113	HARDIE	53.819	113	HARDIE	29.460	5	50	McMULLAN	1:23.205	1:23.365	0.160
6	47	FARRAGHER	53.822	55	DESSOY	29.547	6	113	HARDIE	1:23.279	1:23.471	0.192
7	77	WHITE	54.680	50	McMULLAN	29.627	7	17	MARCUZZO	1:24.846	1:24.924	0.078
8	17	MARCUZZO	54.760	17	MARCUZZO	30.086	8	77	WHITE	1:25.020	1:25.020	0.000
9	177	HARDY	54.922	177	HARDY	30.121	9	177	HARDY	1:25.043	1:25.292	0.249
10	65	BREESE	55.222	65	BREESE	30.127	10	65	BREESE	1:25.349	1:25.349	0.000
11	19	WALKER	55.222	131	MELLOR	30.210	11	19	WALKER	1:25.614	1:25.686	0.072
12	131	MELLOR	55.837	77	WHITE	30.340	12	131	MELLOR	1:26.047	1:26.458	0.411
13	34	ARBON	56.664	19	WALKER	30.392	13	221	LAKEY	1:27.872	1:28.484	0.612
14	221	LAKEY	56.993	221	LAKEY	30.879	14	97	PLATT	1:28.394	1:28.954	0.560
15	97	PLATT	57.077	97	PLATT	31.317	15	60	DOCHERTY	1:28.793	1:29.071	0.278
16	60	DOCHERTY	57.124	70	WHITE	31.654	16	34	ARBON	1:28.832	1:28.901	0.069
17	48	SABBARTON	57.335	60	DOCHERTY	31.669	17	777	HARDY	1:29.104	1:29.104	0.000
18	777	HARDY	57.418	777	HARDY	31.686	18	48	SABBARTON	1:29.157	1:29.761	0.604
19	81	WALKER	57.457	66	SMITH	31.728	19	66	SMITH	1:29.288	1:29.366	0.078
20	66	SMITH	57.560	48	SABBARTON	31.822	20	70	WHITE	1:29.398	1:29.913	0.515
21	70	WHITE	57.744	400	THURTL	31.824	21	81	WALKER	1:29.412	1:29.489	0.077
22	88	COURT	57.777	88	COURT	31.828	22	88	COURT	1:29.605	1:29.605	0.000
23	400	THURTL	57.884	81	WALKER	31.955	23	400	THURTL	1:29.708	1:29.788	0.080
24	99	WALDER	59.180	34	ARBON	32.168	24	99	WALDER	1:31.353	1:31.378	0.025
25	12	CARR	1:00.805	99	WALDER	32.173	25	55	DESSOY	1:31.515		
26	96	BELIOSSI	1:01.517	12	CARR	33.044	26	12	CARR	1:33.849	1:34.387	0.538
27	55	DESSOY	1:01.968	96	BELIOSSI	33.306	27	96	BELIOSSI	1:34.823		
28	18	HIGGINS	1:03.887	18	HIGGINS	34.316	28	18	HIGGINS	1:38.203	1:38.695	0.492
29	71	HENLY	1:05.980	71	HENLY	34.871	29	71	HENLY	1:40.851	1:41.426	0.575

Weather / Track : Cloudy / Dry

Results can be found at www.tsl-timing.com

Donington Park National
 Circuit Length = 1.9790 miles
 Start: 14:29 Flag 14:40 End: 14:41

Printed - 14:42 Sunday, 06 September 2020

BMCRC - MRO Championships 2020 - Rnd 3 @ Donington Park National

ACU Team Green Junior Cup & Senior 300

RACE 14 - STATISTICS

Competitors Started 29
Planned Start 2020-09-06 @ 14:20:00.000
Actual Start 2020-09-06 @ 14:29:25.666
Finish Time 2020-09-06 @ 14:40:37.213
Track Length 1.9790mi.
Total Laps 213
Total Distance Covered 421.5413mi.

Session Fastest Lap History

NO	CL	NAME	LAP TIME	TIME OF DAY	LAP	VEHICLE
2	S	Joe THOMAS	1:22.911	14:32:15.528	2	Kawasaki NINJA 400
2	S	Joe THOMAS	1:22.813	14:33:38.340	3	Kawasaki NINJA 400

Session Leader History

NO	CL	NAME	FROM LAP	LAPS LED	DISTANCE	VEHICLE
2	S	Joe THOMAS	1	8	15.79 miles	Kawasaki NINJA 400

Flag History

TYPE	TIME OF DAY
GREEN	14:29:25.666
FINISH	14:40:37.213

Flag Statistics

TYPE	COUNT	TOTAL LAPS	TOTAL TIME
Green	1	8	12:19.777
Red	0	0	0.000
Safety Car	0	0	0.000
FCY	0	0	0.000

BMCRC - MRO Championships 2020 - Rnd 3 @ Donington Park National

ACU Team Green Junior Cup & Senior 300

RACE 14 - STATISTICS

CLASS : J

14 Starters

Fastest Lap History

NO	NAME	LAP TIME	TIME OF DAY	LAP	VEHICLE
50	Fred McMULLAN	1:24.031	14:32:17.957	2	Kawasaki NINJA 300
130	Owen MELLOR	1:24.003	14:32:18.105	2	Kawasaki NINJA 300
47	Joe FARRAGHER	1:23.949	14:32:18.470	2	Kawasaki NINJA 400
50	Fred McMULLAN	1:23.927	14:33:41.884	3	Kawasaki NINJA 300
113	Mikey HARDIE	1:23.818	14:33:42.024	3	Kawasaki NINJA 400
50	Fred McMULLAN	1:23.686	14:35:05.573	4	Kawasaki NINJA 300
113	Mikey HARDIE	1:23.681	14:35:05.703	4	Kawasaki NINJA 400
196	Jack KIRSCH	1:23.025	14:35:06.208	4	Kawasaki NINJA 400

Leader History

NO	NAME	FROM LAP	LAPS LED	DISTANCE	VEHICLE
55	Harrison DESSOY	1	1	1.94 miles	Kawasaki NINJA 400
50	Fred McMULLAN	2	3	5.93 miles	Kawasaki NINJA 300
130	Owen MELLOR	5	1	1.97 miles	Kawasaki NINJA 300
50	Fred McMULLAN	6	3	5.93 miles	Kawasaki NINJA 300

Weather / Track : Cloudy / Dry

Results can be found at www.tsl-timing.com

Page 2 of 4

Donington Park National
Circuit Length = 1.9790 miles
Start: 14:29 Flag 14:40 End: 14:41

Printed - 14:42 Sunday, 06 September 2020

BMCRC - MRO Championships 2020 - Rnd 3 @ Donington Park National

ACU Team Green Junior Cup & Senior 300

RACE 14 - STATISTICS

CLASS : P12

3 Starters

Fastest Lap History

NO	NAME	LAP TIME	TIME OF DAY	LAP	VEHICLE
81	Keo WALKER	1:29.489	14:32:30.809	2	Kawasaki NINJA 300
777	Maximus HARDY	1:29.104	14:35:34.116	4	Kawasaki NINJA 400
60	Lennon DOCHERTY	1:29.071	14:37:05.234	5	Kawasaki NINJA 300

Leader History

NO	NAME	FROM LAP	LAPS LED	DISTANCE	VEHICLE
81	Keo WALKER	1	8	15.79 miles	Kawasaki NINJA 300

BMCRC - MRO Championships 2020 - Rnd 3 @ Donington Park National

ACU Team Green Junior Cup & Senior 300

RACE 14 - STATISTICS

CLASS : S

12 Starters

Fastest Lap History

NO	NAME	LAP TIME	TIME OF DAY	LAP	VEHICLE
2	Joe THOMAS	1:22.911	14:32:15.528	2	Kawasaki NINJA 400
2	Joe THOMAS	1:22.813	14:33:38.340	3	Kawasaki NINJA 400

Leader History

NO	NAME	FROM LAP	LAPS LED	DISTANCE	VEHICLE
2	Joe THOMAS	1	8	15.79 miles	Kawasaki NINJA 400

BMCRC-MRO Championships 2020



**REACTIVE PARTS MRO
POWERBIKES inc MSS
PERFORMANCE CLUBMAN 1000**

Donington Park National Circuit

5th / 6th September 2020



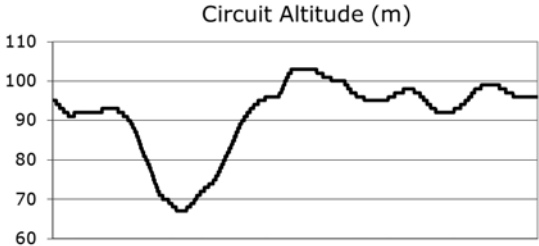
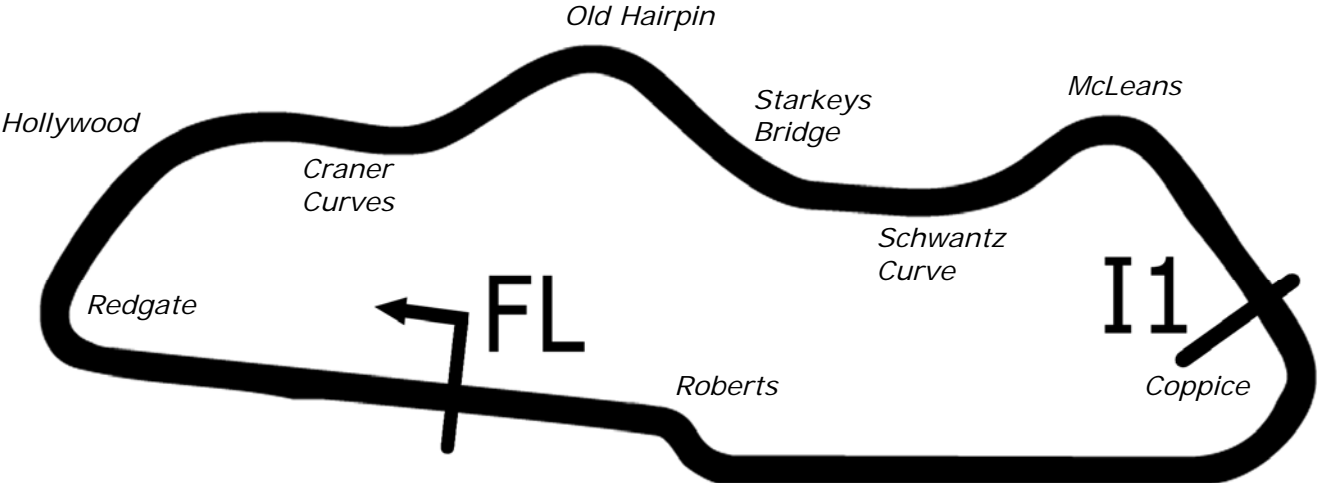
Results Provided by Timing Solutions Ltd
www.tsl-timing.com

Donington Park National



SPORTS TIMING

TIMING SOLUTIONS LTD



Length	1.9790 miles	3185.0 m	
FL		52.82971 N	1.37867 W
I1	2096m	52.82978 N	1.36508 W
Pit Entry	3100m	52.82951 N	1.37832 W
Pit Exit	229m after FL	52.82996 N	1.38205 W
Pit Entry–Pit Exit 256m, 15.3s @60kph, 11.5s @80kph			

All results available at www.tsl-timing.com

BMCRC - MRO Championships 2020 - Rnd 3 @ Donington Park National

Reactive Parts MRO Powerbikes inc MSS Performance Clubman 1000

QUALIFYING - CLASSIFICATION



POS	NO	CL	PIC NAME	ENTRY	TIME	ON	LAPS	GAP	DIFF	MPH
1	29		1 Mark BRIDGER	Yamaha R1 - Moremoto	1:11.179	5	6			100.09
2	16		2 Glenn WALSH	BMW S1000RR - Walters Medical	1:11.364	8	9	0.185	0.185	99.83
3	54		3 Steve HENEGHAN	Ducati PANIGALE V4S - ReactiveParts.com	1:11.483	8	15	0.304	0.119	99.66
4	62		4 Kevin SILVAIN	BMW S1000R - KSAUTOS / Croucher Needham	1:11.712	6	13	0.533	0.229	99.35
5	30		5 Ryan GIBSON	Kawasaki ZX10R - GIBSON MOTORS	1:11.742	8	13	0.563	0.030	99.30
6	272		6 Daniel JOHNSON	BMW S1000 RR -	1:11.775	11	12	0.596	0.033	99.26
7	39		7 Max MORGAN	Kawasaki ZX10RR - MSS PERFORMANCE	1:11.837	7	10	0.658	0.062	99.17
8	23		8 Max SYMONDS	BMW S1000RR - J&C Symonds LTD	1:11.850	12	13	0.671	0.013	99.15
9	17		9 Philip BAKER	BMW S1000RR - Dickie Donna and Malcom Sausage J1	1:11.866	11	14	0.687	0.016	99.13
10	98		10 Rick DICKINSON	BMW S1000RR - MotorcycleRaceParts.co.uk	1:11.937	8	9	0.758	0.071	99.04
11	711		11 Ritchie THORNTON	Kawasaki ZX10R - Team 71	1:12.150	7	9	0.971	0.213	98.74
12	2		12 Peter BAKER	Kawasaki ZX10R - Dodfrey Engineering	1:12.153	8	13	0.974	0.003	98.74
13	72		13 Michael O'BRIEN	Yamaha R1 -	1:12.367	11	14	1.188	0.214	98.45
14	188		14 John BUTLER	Kawasaki ZX10 RR - Butler-Hills Ltd	1:12.478	4	9	1.299	0.111	98.30
15	69		15 Bob COLLINS	Suzuki GSXR 1000 - FWR.co.uk	1:12.645	4	10	1.466	0.167	98.07
16	44		16 Nicky WILSON	Suzuki GSXR 1000 - Demon GP/Haslemere Motorcycles	1:12.953	9	10	1.774	0.308	97.66
17	9	C	1 Luke DIXON	BMW S1000RR -	1:13.401	12	15	2.222	0.448	97.06
18	76		17 Jason BYARD	Suzuki GSXR - May Construction	1:13.565	11	12	2.386	0.164	96.84
19	71		18 Tom NORTON	Suzuki GSXR 1000 - Mike Newman Haulage	1:13.570	12	13	2.391	0.005	96.84
20	88	C	2 Scott HALLIDAY	Suzuki GSXR 1000 - Performance fitness gym	1:13.579	14	16	2.400	0.009	96.82
21	83	C	3 Jason SIGGS	Yamaha R1 - J Siggs Construction	1:14.087	11	11	2.908	0.508	96.16
22	177	C	4 Ryan WARRINGTON	Kawasaki ZX10R - RWarrington Carpentry	1:14.516	10	11	3.337	0.429	95.61
23	143		19 Steve PALMER	Suzuki GSXR1000 K6 - K6/Mk1 Transit racing	1:14.539	10	11	3.360	0.023	95.58
24	10*		20 Hayden PLATTON	BMW ZX10 - NR Racing	1:14.678	10	12	3.499	0.139	95.40
25	8		21 John COUGHLAN	APRILIA RSV4RF - BIKERSWORLD	1:14.797	9	12	3.618	0.119	95.25
26	24		22 Alan SMITH	Kawasaki ZX10R - Orwells Mcs	1:14.878	4	6	3.699	0.081	95.15
27	35	C	5 Robert CRESSWELL	Kawasaki ZX10R - ODDJOBROB Racing	1:15.164	9	11	3.985	0.286	94.78
28	277	C	6 Adrian AVERRE	Yamaha R1 - Ryders Alley Racing	1:15.545	9	13	4.366	0.381	94.30
29	84	C	7 Tunc GUNERGUN	Aprilia RSV4 RF - 1 - BIKERSWORLD	1:15.589	14	14	4.410	0.044	94.25
30	21		23 Jack CROUCHER	BMW S1000RR - Trendy lofts	1:15.601	6	8	4.422	0.012	94.24
31	229	C	8 Cecil DINSMORE	Suzuki GSXR 1000 - KnC Motorsport	1:16.339	8	9	5.160	0.738	93.32
32	11		24 Josh HARVEY	Yamaha R1 - NR Racing	1:16.556	8	10	5.377	0.217	93.06
33	51		25 Michael HOGARTH	Kawasaki ZX10 RR - WHR Racing	1:16.770	15	15	5.591	0.214	92.80
34	129		26 Gareth MACKEY	Suzuki GSXR 1000 - MSM Contracts	1:16.962	6	11	5.783	0.192	92.57
35	152		27 Barry MANTELL	Kawaskai ZX10R - Swedish car connection	1:17.465	7	15	6.286	0.503	91.97
36	333		28 Andrew HOUGHTON	Yamaha R1 - Yamaha UK	1:17.580	10	12	6.401	0.115	91.83
37	46	C	9 Simon GATES	Kawasaki ZX10R - Team Kawafati	1:17.625	8	10	6.446	0.045	91.78

* Bike 10 - Please fit a working transponder

Donington Park National
Circuit Length = 1.9790 miles
Start: 11:19 Flag 11:39 End: 11:41

Weather / Track : Cloudy / Dry

These results are provisional until the conclusion of any judicial and technical matters.

Clerk Of Course :	Steward :	Timekeeper :
-------------------	-----------	--------------

Results can be found at www.tsl-timing.com

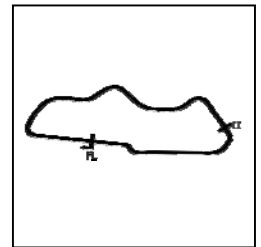
Printed - 11:41 Saturday, 05 September 2020



BMCRC - MRO Championships 2020 - Rnd 3 @ Donington Park National

Reactive Parts MRO Powerbikes inc MSS Performance Clubman 1000

QUALIFYING - SECTOR ANALYSIS



SECTOR 1 = FL to I1, SECTOR 2 = I1 to FL, DIFF = Difference To Personal Best Lap, P = Crossed Finish Line in Pit Lane, D = Time Disallowed

P1 29		Mark BRIDGER		Yamaha R1 - Moremoto			
IDEAL LAP TIME : 1:11.179		BEST LAP TIME : 1:11.179		DIFFERENCE : 0.000			
LAP	SECTOR 1	SECTOR 2	LAP TIME	MPH	DIFF	TIME OF DAY	
1 -	49.114	25.354	1:14.468	95.67	3.289	11:22:40.210	
2 -	47.375	24.783	1:12.158 (3)	98.73	0.979	11:23:52.368	
3 -	46.546	25.112	1:11.658 (2)	99.42	0.479	11:25:04.026	
4 -	47.500	32.857	1:20.357	88.66	9.178	11:26:24.383	
5 -	46.405	24.774	1:11.179 (1)	100.09		11:27:35.562	
6 -	48.203	IN PIT	1:17.425 P	92.01	6.246	11:28:52.987	

P2 16		Glenn WALSH		BMW S1000RR - Walters Medical			
IDEAL LAP TIME : 1:11.357		BEST LAP TIME : 1:11.364		DIFFERENCE : 0.007			
LAP	SECTOR 1	SECTOR 2	LAP TIME	MPH	DIFF	TIME OF DAY	
1 -	48.985	25.373	1:14.358	95.81	2.994	11:24:56.881	
2 -	47.793	25.150	1:12.943	97.67	1.579	11:26:09.824	
3 -	47.265	25.302	1:12.567 (3)	98.18	1.203	11:27:22.391	
4 -	47.803	26.347	1:14.150	96.08	2.786	11:28:36.541	
5 -	48.704	24.952	1:13.656	96.72	2.292	11:29:50.197	
6 -	47.044	25.011	1:12.055 (2)	98.87	0.691	11:31:02.252	
7 -	51.089	25.067	1:16.156	93.55	4.792	11:32:18.408	
8 -	46.405	24.959	1:11.364 (1)	99.83		11:33:29.772	
9 -	50.594	IN PIT	1:23.383 P	85.44	12.019	11:34:53.155	

P3 54		Steve HENEGHAN		Ducati PANIGALE V4S - ReactiveParts.com			
IDEAL LAP TIME : 1:11.483		BEST LAP TIME : 1:11.483		DIFFERENCE : 0.000			
LAP	SECTOR 1	SECTOR 2	LAP TIME	MPH	DIFF	TIME OF DAY	
1 -	49.798	25.853	1:15.651	94.17	4.168	11:23:34.389	
2 -	49.932	25.841	1:15.773	94.02	4.290	11:24:50.162	
3 -	48.365	26.424	1:14.789	95.26	3.306	11:26:04.951	
4 -	50.169	25.871	1:16.040	93.69	4.557	11:27:20.991	
5 -	48.416	26.254	1:14.670	95.41	3.187	11:28:35.661	
6 -	48.363	25.292	1:13.655	96.72	2.172	11:29:49.316	
7 -	46.546	25.163	1:11.709 (2)	99.35	0.226	11:31:01.025	
8 -	46.459	25.024	1:11.483 (1)	99.66		11:32:12.508	
9 -	47.228	25.211	1:12.439	98.35	0.956	11:33:24.947	
10 -	47.212	26.218	1:13.430	97.02	1.947	11:34:38.377	
11 -	47.762	25.783	1:13.545	96.87	2.062	11:35:51.922	
12 -	46.729	25.618	1:12.347	98.47	0.864	11:37:04.269	
13 -	47.619	25.110	1:12.729	97.96	1.246	11:38:16.998	
14 -	46.914	25.080	1:11.994 (3)	98.96	0.511	11:39:28.992	
15 -	47.113	25.204	1:12.317	98.51	0.834	11:40:41.309	

P4 62		Kevin SILVAIN		BMW S1000R - KSAUTOS / Croucher Needham			
IDEAL LAP TIME : 1:11.616		BEST LAP TIME : 1:11.712		DIFFERENCE : 0.096			
LAP	SECTOR 1	SECTOR 2	LAP TIME	MPH	DIFF	TIME OF DAY	
1 -	48.875	25.107	1:13.982	96.30	2.270	11:24:55.033	
2 -	47.803	25.160	1:12.963 (3)	97.64	1.251	11:26:07.996	
3 -	47.975	25.620	1:13.595	96.80	1.883	11:27:21.591	
4 -	48.423	26.112	1:14.535	95.58	2.823	11:28:36.126	
5 -	48.739	25.075	1:13.814	96.52	2.102	11:29:49.940	
6 -	46.959	24.753	1:11.712 (1)	99.35		11:31:01.652	
7 -	48.296	25.118	1:13.414	97.04	1.702	11:32:15.066	
8 -	46.863	41.112	1:27.975	80.98	16.263	11:33:43.041	
9 -	50.284	25.492	1:15.776	94.02	4.064	11:34:58.817	
10 -	48.549	IN PIT	1:17.087 P	92.42	5.375	11:36:15.904	
11 -	OUTLAP	25.530	2:01.790	58.49	50.078	11:38:17.694	
12 -	46.968	25.199	1:12.167 (2)	98.72	0.455	11:39:29.861	
13 -	47.119	27.279	1:14.398	95.76	2.686	11:40:44.259	

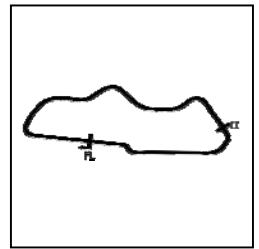
Weather / Track : Cloudy / Dry

Donington Park National
Circuit Length = 1.9790 miles
Start: 11:19 Flag 11:39 End: 11:41

BMCRC - MRO Championships 2020 - Rnd 3 @ Donington Park National

Reactive Parts MRO Powerbikes inc MSS Performance Clubman 1000

QUALIFYING - SECTOR ANALYSIS



SECTOR 1 = FL to I1, SECTOR 2 = I1 to FL, DIFF = Difference To Personal Best Lap, P = Crossed Finish Line in Pit Lane, D = Time Disallowed

P5 30		Ryan GIBSON		Kawasaki ZX10R - GIBSON MOTORS			
IDEAL LAP TIME : 1:11.638		BEST LAP TIME : 1:11.742		DIFFERENCE : 0.104			
LAP	SECTOR 1	SECTOR 2	LAP TIME	MPH	DIFF	TIME OF DAY	
1 -	52.339	26.897	1:19.236	89.91	7.494	11:23:18.629	
2 -	52.684	27.129	1:19.813	89.26	8.071	11:24:38.442	
3 -	50.073	25.376	1:15.449	94.42	3.707	11:25:53.891	
4 -	48.292	25.130	1:13.422	97.03	1.680	11:27:07.313	
5 -	48.303	25.598	1:13.901	96.40	2.159	11:28:21.214	
6 -	47.412	25.285	1:12.697	98.00	0.955	11:29:33.911	
7 -	47.293	25.166	1:12.459	98.32	0.717	11:30:46.370	
8 -	46.762	24.980	1:11.742 (1)	99.30		11:31:58.112	
9 -	50.986	IN PIT	1:20.505 P	88.49		11:33:18.617	
10 -	OUTLAP	25.276	2:06.250	56.43	54.508	11:35:24.867	
11 -	47.336	24.906	1:12.242 (2)	98.62	0.500	11:36:37.109	
12 -	47.428	25.008	1:12.436 (3)	98.35	0.694	11:37:49.545	
13 -	46.732	IN PIT	1:19.712 P	89.37	7.970	11:39:09.257	

P6 272		Daniel JOHNSON		BMW S1000 RR -			
IDEAL LAP TIME : 1:11.571		BEST LAP TIME : 1:11.775		DIFFERENCE : 0.204			
LAP	SECTOR 1	SECTOR 2	LAP TIME	MPH	DIFF	TIME OF DAY	
1 -	1:02.220	29.854	1:32.074	77.37	20.299	11:22:00.231	
2 -	54.401	27.297	1:21.698	87.20	9.923	11:23:21.929	
3 -	51.076	27.784	1:18.860	90.34	7.085	11:24:40.789	
4 -	50.196	25.675	1:15.871	93.90	4.096	11:25:56.660	
5 -	47.780	25.286	1:13.066	97.50	1.291	11:27:09.726	
6 -	47.332	24.955	1:12.287	98.56	0.512	11:28:22.013	
7 -	47.107	25.360	1:12.467	98.31	0.692	11:29:34.480	
8 -	47.217	25.031	1:12.248	98.61	0.473	11:30:46.728	
9 -	46.976	24.828	1:11.804 (2)	99.22	0.029	11:31:58.532	
10 -	47.171	25.059	1:12.230 (3)	98.63	0.455	11:33:10.762	
11 -	46.938	24.837	1:11.775 (1)	99.26		11:34:22.537	
12 -	46.743	IN PIT	1:17.147 P	92.35	5.372	11:35:39.684	

P7 39		Max MORGAN		Kawasaki ZX10RR - MSS PERFORMANCE			
IDEAL LAP TIME : 1:11.700		BEST LAP TIME : 1:11.837		DIFFERENCE : 0.137			
LAP	SECTOR 1	SECTOR 2	LAP TIME	MPH	DIFF	TIME OF DAY	
1 -	49.612	26.020	1:15.632	94.20	3.795	11:22:41.956	
2 -	48.781	25.404	1:14.185	96.03	2.348	11:23:56.141	
3 -	47.745	25.362	1:13.107	97.45	1.270	11:25:09.248	
4 -	46.885	25.686	1:12.571	98.17	0.734	11:26:21.819	
5 -	47.139	25.114	1:12.253 (3)	98.60	0.416	11:27:34.072	
6 -	48.621	25.566	1:14.187	96.03	2.350	11:28:48.259	
7 -	46.703	25.134	1:11.837 (1)	99.17		11:30:00.096	
8 -	47.846	25.451	1:13.297	97.20	1.460	11:31:13.393	
9 -	47.101	24.997	1:12.098 (2)	98.81	0.261	11:32:25.491	
10 -	49.356	IN PIT	1:21.102 P	87.84	9.265	11:33:46.593	

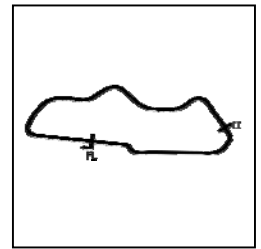
Weather / Track : Cloudy / Dry

Donington Park National
Circuit Length = 1.9790 miles
Start: 11:19 Flag 11:39 End: 11:41

BMCRC - MRO Championships 2020 - Rnd 3 @ Donington Park National

Reactive Parts MRO Powerbikes inc MSS Performance Clubman 1000

QUALIFYING - SECTOR ANALYSIS



SECTOR 1 = FL to I1, SECTOR 2 = I1 to FL, DIFF = Difference To Personal Best Lap, P = Crossed Finish Line in Pit Lane, D = Time Disallowed

P8 23		Max SYMONDS		BMW S1000RR - J&C Symonds LTD		
IDEAL LAP TIME : 1:11.639		BEST LAP TIME : 1:11.850		DIFFERENCE : 0.211		
LAP	SECTOR 1	SECTOR 2	LAP TIME	MPH	DIFF	TIME OF DAY
1 -	49.093	25.968	1:15.061	94.91	3.211	11:22:51.006
2 -	47.914	25.668	1:13.582	96.82	1.732	11:24:04.588
3 -	47.625	25.382	1:13.007	97.58	1.157	11:25:17.595
4 -	47.338	25.232	1:12.570	98.17	0.720	11:26:30.165
5 -	46.798	25.132	1:11.930 (2)	99.04	0.080	11:27:42.095
6 -	48.394	25.857	1:14.251	95.95	2.401	11:28:56.346
7 -	47.059	25.456	1:12.515	98.25	0.665	11:30:08.861
8 -	47.500	25.257	1:12.757	97.92	0.907	11:31:21.618
9 -	47.060	25.868	1:12.928	97.69	1.078	11:32:34.546
10 -	47.697	25.022	1:12.719	97.97	0.869	11:33:47.265
11 -	47.443	25.206	1:12.649	98.06	0.799	11:34:59.914
12 -	46.799	25.051	1:11.850 (1)	99.15		11:36:11.764
13 -	46.617	25.320	1:11.937 (3)	99.04	0.087	11:37:23.701

P9 17		Philip BAKER		BMW S1000RR - Dickie Donna and Malcom Sausage J10 elect		
IDEAL LAP TIME : 1:11.692		BEST LAP TIME : 1:11.866		DIFFERENCE : 0.174		
LAP	SECTOR 1	SECTOR 2	LAP TIME	MPH	DIFF	TIME OF DAY
1 -	OUTLAP	27.659	1:36.033	74.18	24.167	11:23:59.832
2 -	49.591	25.644	1:15.235	94.69	3.369	11:25:15.067
3 -	48.335	25.464	1:13.799	96.54	1.933	11:26:28.866
4 -	47.575	25.460	1:13.035	97.55	1.169	11:27:41.901
5 -	47.427	36.008	1:23.435	85.39	11.569	11:29:05.336
6 -	47.987	25.505	1:13.492	96.94	1.626	11:30:18.828
7 -	47.702	25.312	1:13.014	97.57	1.148	11:31:31.842
8 -	47.226	25.477	1:12.703	97.99	0.837	11:32:44.545
9 -	47.937	25.147	1:13.084	97.48	1.218	11:33:57.629
10 -	47.194	25.344	1:12.538 (3)	98.21	0.672	11:35:10.167
11 -	46.545	25.321	1:11.866 (1)	99.13		11:36:22.033
12 -	47.177	25.750	1:12.927	97.69	1.061	11:37:34.960
13 -	46.802	25.183	1:11.985 (2)	98.97	0.119	11:38:46.945
14 -	48.332	25.782	1:14.114	96.13	2.248	11:40:01.059

P10 98		Rick DICKINSON		BMW S1000RR - MotorcycleRaceParts.co.uk		
IDEAL LAP TIME : 1:11.921		BEST LAP TIME : 1:11.937		DIFFERENCE : 0.016		
LAP	SECTOR 1	SECTOR 2	LAP TIME	MPH	DIFF	TIME OF DAY
1 -	50.661	25.974	1:16.635	92.96	4.698	11:25:33.927
2 -	48.073	25.338	1:13.411	97.05	1.474	11:26:47.338
3 -	47.597	25.341	1:12.938	97.68	1.001	11:28:00.276
4 -	46.876	25.304	1:12.180 (2)	98.70	0.243	11:29:12.456
5 -	47.213	25.873	1:13.086	97.48	1.149	11:30:25.542
6 -	48.407	25.183	1:13.590	96.81	1.653	11:31:39.132
7 -	47.363	25.121	1:12.484 (3)	98.29	0.547	11:32:51.616
8 -	46.800	25.137	1:11.937 (1)	99.04		11:34:03.553
9 -	49.273	IN PIT	1:23.807 P	85.01	11.870	11:35:27.360

Weather / Track : Cloudy / Dry

Donington Park National
Circuit Length = 1.9790 miles
Start: 11:19 Flag 11:39 End: 11:41

BMCRC - MRO Championships 2020 - Rnd 3 @ Donington Park National

Reactive Parts MRO Powerbikes inc MSS Performance Clubman 1000

QUALIFYING - SECTOR ANALYSIS



SECTOR 1 = FL to I1, SECTOR 2 = I1 to FL, DIFF = Difference To Personal Best Lap, P = Crossed Finish Line in Pit Lane, D = Time Disallowed

P11 711		Ritchie THORNTON		Kawasaki ZX10R - Team 71		
IDEAL LAP TIME : 1:12.150		BEST LAP TIME : 1:12.150		DIFFERENCE : 0.000		
LAP	SECTOR 1	SECTOR 2	LAP TIME	MPH	DIFF	TIME OF DAY
1 -	50.613	25.992	1:16.605	93.00	4.455	11:23:49.945
2 -	47.744	25.246	1:12.990 (3)	97.61	0.840	11:25:02.935
3 -	47.877	25.915	1:13.792	96.55	1.642	11:26:16.727
4 -	48.359	25.689	1:14.048	96.21	1.898	11:27:30.775
5 -	47.494	25.186	1:12.680 (2)	98.02	0.530	11:28:43.455
6 -	48.759	25.673	1:14.432	95.72	2.282	11:29:57.887
7 -	47.171	24.979	1:12.150 (1)	98.74		11:31:10.037
8 -	48.532	26.003	1:14.535	95.58	2.385	11:32:24.572
9 -	49.623	26.044	1:15.667	94.15	3.517	11:33:40.239

P12 2		Peter BAKER		Kawasaki ZX10R - Dodfrey Engineering		
IDEAL LAP TIME : 1:11.853		BEST LAP TIME : 1:12.153		DIFFERENCE : 0.300		
LAP	SECTOR 1	SECTOR 2	LAP TIME	MPH	DIFF	TIME OF DAY
1 -	48.592	25.191	1:13.783	96.56	1.630	11:25:43.544
2 -	47.327	25.418	1:12.745	97.93	0.592	11:26:56.289
3 -	47.217	25.033	1:12.250 (3)	98.61	0.097	11:28:08.539
4 -	47.179	25.261	1:12.440	98.35	0.287	11:29:20.979
5 -	47.304	25.303	1:12.607	98.12	0.454	11:30:33.586
6 -	47.293	25.399	1:12.692	98.01	0.539	11:31:46.278
7 -	47.286	25.298	1:12.584	98.15	0.431	11:32:58.862
8 -	46.877	25.276	1:12.153 (1)	98.74		11:34:11.015
9 -	47.646	25.814	1:13.460	96.98	1.307	11:35:24.475
10 -	47.425	25.699	1:13.124	97.43	0.971	11:36:37.599
11 -	47.269	24.976	1:12.245 (2)	98.61	0.092	11:37:49.844
12 -	47.021	25.617	1:12.638	98.08	0.485	11:39:02.482
13 -	47.008	25.300	1:12.308	98.53	0.155	11:40:14.790

P13 72		Michael O'BRIEN		Yamaha R1 -		
IDEAL LAP TIME : 1:12.286		BEST LAP TIME : 1:12.367		DIFFERENCE : 0.081		
LAP	SECTOR 1	SECTOR 2	LAP TIME	MPH	DIFF	TIME OF DAY
1 -	54.455	26.817	1:21.272	87.66	8.905	11:24:31.378
2 -	50.077	25.827	1:15.904	93.86	3.537	11:25:47.282
3 -	49.038	25.612	1:14.650	95.44	2.283	11:27:01.932
4 -	57.431	26.721	1:24.152	84.66	11.785	11:28:26.084
5 -	48.193	25.093	1:13.286 (3)	97.21	0.919	11:29:39.370
6 -	48.073	25.639	1:13.712	96.65	1.345	11:30:53.082
7 -	47.562	25.053	1:12.615 (2)	98.11	0.248	11:32:05.697
8 -	50.513	25.988	1:16.501	93.13	4.134	11:33:22.198
9 -	50.712	28.569	1:19.281	89.86	6.914	11:34:41.479
10 -	50.139	25.611	1:15.750	94.05	3.383	11:35:57.229
11 -	47.233	25.134	1:12.367 (1)	98.45		11:37:09.596
12 -	51.169	25.890	1:17.059	92.45	4.692	11:38:26.655
13 -	48.457	25.335	1:13.792	96.55	1.425	11:39:40.447
14 -	49.485	IN PIT	1:19.652 P	89.44	7.285	11:41:00.099

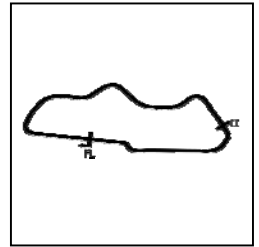
Weather / Track : Cloudy / Dry

Donington Park National
Circuit Length = 1.9790 miles
Start: 11:19 Flag 11:39 End: 11:41

BMCRC - MRO Championships 2020 - Rnd 3 @ Donington Park National

Reactive Parts MRO Powerbikes inc MSS Performance Clubman 1000

QUALIFYING - SECTOR ANALYSIS



SECTOR 1 = FL to I1, SECTOR 2 = I1 to FL, DIFF = Difference To Personal Best Lap, P = Crossed Finish Line in Pit Lane, D = Time Disallowed

P14 188		John BUTLER		Kawasaki ZX10 RR - Butler-Hills Ltd			
IDEAL LAP TIME : 1:12.280		BEST LAP TIME : 1:12.478		DIFFERENCE : 0.198			
LAP	SECTOR 1	SECTOR 2	LAP TIME	MPH	DIFF	TIME OF DAY	
1 -	49.425	IN PIT	1:23.183	P 85.65	10.705	11:23:25.963	
2 -	OUTLAP	25.602	2:05.862	56.60	53.384	11:25:31.825	
3 -	48.088	25.339	1:13.427 (3)	97.03	0.949	11:26:45.252	
4 -	47.052	25.426	1:12.478 (1)	98.30		11:27:57.730	
5 -	47.955	25.228	1:13.183 (2)	97.35	0.705	11:29:10.913	
6 -	48.122	26.051	1:14.173	96.05	1.695	11:30:25.086	
7 -	52.142	IN PIT	1:24.396	P 84.41	11.918	11:31:49.482	
8 -	OUTLAP	27.718	3:22.266	35.22	2:09.788	11:35:11.748	
9 -	50.448	IN PIT	1:21.672	P 87.23	9.194	11:36:33.420	

P15 69		Bob COLLINS		Suzuki GSXR 1000 - FWR.co.uk			
IDEAL LAP TIME : 1:12.572		BEST LAP TIME : 1:12.645		DIFFERENCE : 0.073			
LAP	SECTOR 1	SECTOR 2	LAP TIME	MPH	DIFF	TIME OF DAY	
1 -	49.738	26.159	1:15.897	93.87	3.252	11:22:41.538	
2 -	48.598	25.449	1:14.047	96.21	1.402	11:23:55.585	
3 -	48.433	25.386	1:13.819	96.51	1.174	11:25:09.404	
4 -	47.380	25.265	1:12.645 (1)	98.07		11:26:22.049	
5 -	47.568	25.317	1:12.885 (2)	97.75	0.240	11:27:34.934	
6 -	48.259	25.192	1:13.451	96.99	0.806	11:28:48.385	
7 -	47.634	25.689	1:13.323 (3)	97.16	0.678	11:30:01.708	
8 -	49.425	27.675	1:17.100	92.40	4.455	11:31:18.808	
9 -	49.698	25.836	1:15.534	94.32	2.889	11:32:34.342	
10 -	48.182	25.285	1:13.467	96.97	0.822	11:33:47.809	

P16 44		Nicky WILSON		Suzuki GSXR 1000 - Demon GP/Haslemere Motorcycles			
IDEAL LAP TIME : 1:12.734		BEST LAP TIME : 1:12.953		DIFFERENCE : 0.219			
LAP	SECTOR 1	SECTOR 2	LAP TIME	MPH	DIFF	TIME OF DAY	
1 -	1:00.029	29.494	1:29.523	79.58	16.570	11:21:54.927	
2 -	54.251	28.217	1:22.468	86.39	9.515	11:23:17.395	
3 -	53.629	27.104	1:20.733	88.24	7.780	11:24:38.128	
4 -	49.930	25.467	1:15.397	94.49	2.444	11:25:53.525	
5 -	48.317	25.583	1:13.900	96.40	0.947	11:27:07.425	
6 -	48.773	25.609	1:14.382	95.78	1.429	11:28:21.807	
7 -	48.091	25.291	1:13.382 (3)	97.08	0.429	11:29:35.189	
8 -	47.821	25.448	1:13.269 (2)	97.23	0.316	11:30:48.458	
9 -	47.443	25.510	1:12.953 (1)	97.66		11:32:01.411	
10 -	48.765	IN PIT	1:18.736	P 90.48	5.783	11:33:20.147	

P17 9 C		Luke DIXON		BMW S1000RR -			
IDEAL LAP TIME : 1:13.375		BEST LAP TIME : 1:13.401		DIFFERENCE : 0.026			
LAP	SECTOR 1	SECTOR 2	LAP TIME	MPH	DIFF	TIME OF DAY	
1 -	59.675	29.452	1:29.127	79.93	15.726	11:21:56.968	
2 -	54.320	28.371	1:22.691	86.15	9.290	11:23:19.659	
3 -	53.133	28.755	1:21.888	87.00	8.487	11:24:41.547	
4 -	52.840	27.416	1:20.256	88.77	6.855	11:26:01.803	
5 -	50.630	26.444	1:17.074	92.43	3.673	11:27:18.877	
6 -	50.263	27.170	1:17.433	92.01	4.032	11:28:36.310	
7 -	49.902	26.024	1:15.926	93.83	2.525	11:29:52.236	
8 -	49.459	25.896	1:15.355	94.54	1.954	11:31:07.591	
9 -	48.152	26.011	1:14.163	96.06	0.762	11:32:21.754	
10 -	48.069	25.881	1:13.950	96.34	0.549	11:33:35.704	
11 -	48.113	25.811	1:13.924 (3)	96.37	0.523	11:34:49.628	
12 -	47.618	25.783	1:13.401 (1)	97.06		11:36:03.029	
13 -	48.831	26.176	1:15.007	94.98	1.606	11:37:18.036	
14 -	48.163	25.757	1:13.920 (2)	96.38	0.519	11:38:31.956	
15 -	48.955	26.129	1:15.084	94.88	1.683	11:39:47.040	

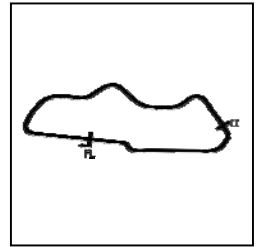
Weather / Track : Cloudy / Dry

Donington Park National
Circuit Length = 1.9790 miles
Start: 11:19 Flag 11:39 End: 11:41

BMCRC - MRO Championships 2020 - Rnd 3 @ Donington Park National

Reactive Parts MRO Powerbikes inc MSS Performance Clubman 1000

QUALIFYING - SECTOR ANALYSIS



SECTOR 1 = FL to I1, SECTOR 2 = I1 to FL, DIFF = Difference To Personal Best Lap, P = Crossed Finish Line in Pit Lane, D = Time Disallowed

P18 76		Jason BYARD		Suzuki GSXR - May Construction		
IDEAL LAP TIME : 1:13.400		BEST LAP TIME : 1:13.565		DIFFERENCE : 0.165		
LAP	SECTOR 1	SECTOR 2	LAP TIME	MPH	DIFF	TIME OF DAY
1 -	55.052	28.503	1:23.555	85.26	9.990	11:26:04.949
2 -	53.185	26.844	1:20.029	89.02	6.464	11:27:24.978
3 -	51.409	26.701	1:18.110	91.21	4.545	11:28:43.088
4 -	51.209	26.254	1:17.463	91.97	3.898	11:30:00.551
5 -	50.163	26.444	1:16.607	93.00	3.042	11:31:17.158
6 -	49.867	26.177	1:16.044	93.69	2.479	11:32:33.202
7 -	49.127	25.738	1:14.865	95.16	1.300	11:33:48.067
8 -	49.239	25.824	1:15.063	94.91	1.498	11:35:03.130
9 -	48.177	25.513	1:13.690 (2)	96.68	0.125	11:36:16.820
10 -	49.871	26.187	1:16.058	93.67	2.493	11:37:32.878
11 -	47.887	25.678	1:13.565 (1)	96.84		11:38:46.443
12 -	48.357	25.683	1:14.040 (3)	96.22	0.475	11:40:00.483

P19 71		Tom NORTON		Suzuki GSXR 1000 - Mike Newman Haulage		
IDEAL LAP TIME : 1:13.258		BEST LAP TIME : 1:13.570		DIFFERENCE : 0.312		
LAP	SECTOR 1	SECTOR 2	LAP TIME	MPH	DIFF	TIME OF DAY
1 -	54.731	27.041	1:21.772	87.12	8.202	11:22:50.991
2 -	49.171	25.813	1:14.984	95.01	1.414	11:24:05.975
3 -	49.608	25.999	1:15.607	94.23	2.037	11:25:21.582
4 -	48.369	25.607	1:13.976	96.31	0.406	11:26:35.558
5 -	48.349	25.574	1:13.923	96.37	0.353	11:27:49.481
6 -	48.135	25.755	1:13.890 (3)	96.42	0.320	11:29:03.371
7 -	48.938	IN PIT	1:23.076 P	85.76	9.506	11:30:26.447
8 -	OUTLAP	26.358	1:40.068	71.19	26.498	11:32:06.515
9 -	50.237	26.195	1:16.432	93.21	2.862	11:33:22.947
10 -	48.266	25.683	1:13.949	96.34	0.379	11:34:36.896
11 -	47.736	26.026	1:13.762 (2)	96.58	0.192	11:35:50.658
12 -	47.684	25.886	1:13.570 (1)	96.84		11:37:04.228
13 -	51.612	IN PIT	1:24.065 P	84.75	10.495	11:38:28.293

P20 88 C		Scott HALLIDAY		Suzuki GSXR 1000 - Performance fitness gym		
IDEAL LAP TIME : 1:13.383		BEST LAP TIME : 1:13.579		DIFFERENCE : 0.196		
LAP	SECTOR 1	SECTOR 2	LAP TIME	MPH	DIFF	TIME OF DAY
1 -	1:00.539	29.688	1:30.227	78.96	16.648	11:21:56.605
2 -	54.163	27.760	1:21.923	86.96	8.344	11:23:18.528
3 -	53.610	28.677	1:22.287	86.58	8.708	11:24:40.815
4 -	50.853	27.747	1:18.600	90.64	5.021	11:25:59.415
5 -	50.474	25.951	1:16.425	93.22	2.846	11:27:15.840
6 -	49.611	26.077	1:15.688	94.13	2.109	11:28:31.528
7 -	48.382	26.339	1:14.721	95.34	1.142	11:29:46.249
8 -	49.142	26.050	1:15.192	94.75	1.613	11:31:01.441
9 -	47.942	26.152	1:14.094	96.15	0.515	11:32:15.535
10 -	48.186	25.925	1:14.111	96.13	0.532	11:33:29.646
11 -	49.709	25.680	1:15.389	94.50	1.810	11:34:45.035
12 -	48.146	26.011	1:14.157	96.07	0.578	11:35:59.192
13 -	48.972	25.692	1:14.664	95.42	1.085	11:37:13.856
14 -	47.991	25.588	1:13.579 (1)	96.82		11:38:27.435
15 -	48.382	25.528	1:13.910 (3)	96.39	0.331	11:39:41.345
16 -	47.855	25.824	1:13.679 (2)	96.69	0.100	11:40:55.024

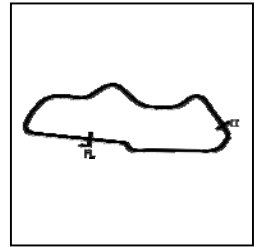
Weather / Track : Cloudy / Dry

Donington Park National
Circuit Length = 1.9790 miles
Start: 11:19 Flag 11:39 End: 11:41

BMCRC - MRO Championships 2020 - Rnd 3 @ Donington Park National

Reactive Parts MRO Powerbikes inc MSS Performance Clubman 1000

QUALIFYING - SECTOR ANALYSIS



SECTOR 1 = FL to I1, SECTOR 2 = I1 to FL, DIFF = Difference To Personal Best Lap, P = Crossed Finish Line in Pit Lane, D = Time Disallowed

P21 83 C		Jason SIGGS		Yamaha R1 - J Siggs Construction			
IDEAL LAP TIME : 1:14.087		BEST LAP TIME : 1:14.087		DIFFERENCE : 0.000			
LAP	SECTOR 1	SECTOR 2	LAP TIME	MPH	DIFF	TIME OF DAY	
1 -	53.037	27.906	1:20.943	88.02	6.856	11:24:15.315	
2 -	50.606	26.752	1:17.358	92.09	3.271	11:25:32.673	
3 -	50.347	25.996	1:16.343	93.32	2.256	11:26:49.016	
4 -	49.307	26.752	1:16.059	93.67	1.972	11:28:05.075	
5 -	48.876	26.198	1:15.074	94.90	0.987	11:29:20.149	
6 -	48.876	25.886	1:14.762	95.29	0.675	11:30:34.911	
7 -	49.107	25.894	1:15.001	94.99	0.914	11:31:49.912	
8 -	48.533	25.684	1:14.217 (2)	95.99	0.130	11:33:04.129	
9 -	52.085	26.021	1:18.106	91.21	4.019	11:34:22.235	
10 -	48.666	25.912	1:14.578 (3)	95.53	0.491	11:35:36.813	
11 -	48.454	25.633	1:14.087 (1)	96.16		11:36:50.900	

P22 177 C		Ryan WARRINGTON		Kawasaki ZX10R - RWarrington Carpentry			
IDEAL LAP TIME : 1:14.481		BEST LAP TIME : 1:14.516		DIFFERENCE : 0.035			
LAP	SECTOR 1	SECTOR 2	LAP TIME	MPH	DIFF	TIME OF DAY	
1 -	54.079	27.834	1:21.913	86.97	7.397	11:23:59.618	
2 -	51.796	27.232	1:19.028	90.15	4.512	11:25:18.646	
3 -	50.774	26.613	1:17.387	92.06	2.871	11:26:36.033	
4 -	50.274	26.536	1:16.810	92.75	2.294	11:27:52.843	
5 -	50.214	26.596	1:16.810	92.75	2.294	11:29:09.653	
6 -	49.866	26.542	1:16.408	93.24	1.892	11:30:26.061	
7 -	50.185	26.186	1:16.371	93.28	1.855	11:31:42.432	
8 -	49.660	26.438	1:16.098 (3)	93.62	1.582	11:32:58.530	
9 -	48.788	25.864	1:14.652 (2)	95.43	0.136	11:34:13.182	
10 -	48.617	25.899	1:14.516 (1)	95.61		11:35:27.698	
11 -	50.519	IN PIT	1:22.379 P	86.48	7.863	11:36:50.077	

P23 143		Steve PALMER		Suzuki GSXR1000 K6 - K6/Mk1 Transit racing			
IDEAL LAP TIME : 1:14.468		BEST LAP TIME : 1:14.539		DIFFERENCE : 0.071			
LAP	SECTOR 1	SECTOR 2	LAP TIME	MPH	DIFF	TIME OF DAY	
1 -	1:00.402	28.621	1:29.023	80.03	14.484	11:21:58.256	
2 -	53.495	27.634	1:21.129	87.81	6.590	11:23:19.385	
3 -	52.832	28.088	1:20.920	88.04	6.381	11:24:40.305	
4 -	50.949	26.883	1:17.832	91.53	3.293	11:25:58.137	
5 -	51.570	IN PIT	1:22.891 P	85.95	8.352	11:27:21.028	
6 -	OUTLAP	27.168	3:53.230	30.54	2:38.691	11:31:14.258	
7 -	50.609	26.443	1:17.052	92.46	2.513	11:32:31.310	
8 -	49.556	26.029	1:15.585 (3)	94.25	1.046	11:33:46.895	
9 -	49.122	25.705	1:14.827 (2)	95.21	0.288	11:35:01.722	
10 -	48.763	25.776	1:14.539 (1)	95.58		11:36:16.261	
11 -	51.658	IN PIT	1:22.720 P	86.12	8.181	11:37:38.981	

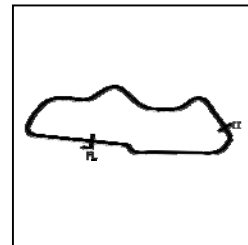
Weather / Track : Cloudy / Dry

Donington Park National
 Circuit Length = 1.9790 miles
 Start: 11:19 Flag 11:39 End: 11:41

BMCRC - MRO Championships 2020 - Rnd 3 @ Donington Park National

Reactive Parts MRO Powerbikes inc MSS Performance Clubman 1000

QUALIFYING - SECTOR ANALYSIS



SECTOR 1 = FL to I1, SECTOR 2 = I1 to FL, DIFF = Difference To Personal Best Lap, P = Crossed Finish Line in Pit Lane, D = Time Disallowed

P24 10		Hayden PLATTON		BMW ZX10 - NR Racing		
IDEAL LAP TIME :		BEST LAP TIME : 1:14.678		DIFFERENCE :		
LAP	SECTOR 1	SECTOR 2	LAP TIME	MPH	DIFF	TIME OF DAY
1 -			1:23.485	85.34	8.807	11:23:16.126
2 -			1:23.613	85.20	8.935	11:24:39.739
3 -			1:19.798	89.28	5.120	11:25:59.537
4 -			1:18.941	90.25	4.263	11:27:18.478
5 -			1:16.809	92.75	2.131	11:28:35.287
6 -			1:16.901	92.64	2.223	11:29:52.188
7 -			1:16.444	93.20	1.766	11:31:08.632
8 -			1:15.558	94.29	0.880	11:32:24.190
9 -			1:15.313 (2)	94.60	0.635	11:33:39.503
10 -			1:14.678 (1)	95.40		11:34:54.181
11 -			1:15.379 (3)	94.51	0.701	11:36:09.560
12 -		<i>IN PIT</i>	1:44.579 P	68.12	29.901	11:37:54.139

P25 8		John COUGHLAN		APRILIA RSV4RF - BIKERSWORLD		
IDEAL LAP TIME : 1:14.594		BEST LAP TIME : 1:14.797		DIFFERENCE : 0.203		
LAP	SECTOR 1	SECTOR 2	LAP TIME	MPH	DIFF	TIME OF DAY
1 -	58.504	29.070	1:27.574	81.35	12.777	11:22:45.619
2 -	52.109	27.563	1:19.672	89.42	4.875	11:24:05.291
3 -	50.615	26.454	1:17.069	92.44	2.272	11:25:22.360
4 -	49.215	26.426	1:15.641	94.19	0.844	11:26:38.001
5 -	48.897	26.111	1:15.008 (2)	94.98	0.211	11:27:53.009
6 -	49.774	26.141	1:15.915	93.85	1.118	11:29:08.924
7 -	49.175	26.570	1:15.745	94.06	0.948	11:30:24.669
8 -	49.570	26.236	1:15.806	93.98	1.009	11:31:40.475
9 -	48.734	26.063	1:14.797 (1)	95.25		11:32:55.272
10 -	49.199	25.863	1:15.062 (3)	94.91	0.265	11:34:10.334
11 -	48.731	26.426	1:15.157	94.79	0.360	11:35:25.491
12 -	49.555	IN PIT	1:47.830 P	66.07	33.033	11:37:13.321

P26 24		Alan SMITH		Kawasaki ZX10R - Orwells Mcs		
IDEAL LAP TIME : 1:14.778		BEST LAP TIME : 1:14.878		DIFFERENCE : 0.100		
LAP	SECTOR 1	SECTOR 2	LAP TIME	MPH	DIFF	TIME OF DAY
1 -	52.869	27.224	1:20.093	88.95	5.215	11:26:04.150
2 -	51.495	26.581	1:18.076	91.25	3.198	11:27:22.226
3 -	50.307	26.547	1:16.854 (3)	92.70	1.976	11:28:39.080
4 -	48.937	25.941	1:14.878 (1)	95.15		11:29:53.958
5 -	48.837	26.281	1:15.118 (2)	94.84	0.240	11:31:09.076
6 -	52.301	IN PIT	1:27.357 P	81.55	12.479	11:32:36.433

P27 35 C		Robert CRESSWELL		Kawasaki ZX10R - ODDJOBROB Racing		
IDEAL LAP TIME : 1:14.990		BEST LAP TIME : 1:15.164		DIFFERENCE : 0.174		
LAP	SECTOR 1	SECTOR 2	LAP TIME	MPH	DIFF	TIME OF DAY
1 -	1:01.624	28.679	1:30.303	78.89	15.139	11:21:48.203
2 -	54.020	28.125	1:22.145	86.73	6.981	11:23:10.348
3 -	51.279	26.689	1:17.968	91.37	2.804	11:24:28.316
4 -	50.345	26.315	1:16.660	92.93	1.496	11:25:44.976
5 -	50.214	26.088	1:16.302	93.37	1.138	11:27:01.278
6 -	50.142	26.347	1:16.489	93.14	1.325	11:28:17.767
7 -	49.518	26.426	1:15.944	93.81	0.780	11:29:33.711
8 -	49.564	25.932	1:15.496 (2)	94.37	0.332	11:30:49.207
9 -	49.058	26.106	1:15.164 (1)	94.78		11:32:04.371
10 -	49.318	26.550	1:15.868 (3)	93.90	0.704	11:33:20.239
11 -	50.223	IN PIT	1:22.685 P	86.16	7.521	11:34:42.924

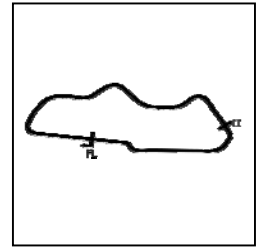
Weather / Track : Cloudy / Dry

Donington Park National
Circuit Length = 1.9790 miles
Start: 11:19 Flag 11:39 End: 11:41

BMCRC - MRO Championships 2020 - Rnd 3 @ Donington Park National

Reactive Parts MRO Powerbikes inc MSS Performance Clubman 1000

QUALIFYING - SECTOR ANALYSIS



SECTOR 1 = FL to I1, SECTOR 2 = I1 to FL, DIFF = Difference To Personal Best Lap, P = Crossed Finish Line in Pit Lane, D = Time Disallowed

P28 277 C		Adrian AVERRE		Yamaha R1 - Ryders Alley Racing		
IDEAL LAP TIME : 1:15.435		BEST LAP TIME : 1:15.545		DIFFERENCE : 0.110		
LAP	SECTOR 1	SECTOR 2	LAP TIME	MPH	DIFF	TIME OF DAY
1 -	1:04.078	30.494	1:34.572	75.33	19.027	11:21:51.549
2 -	54.648	27.601	1:22.249	86.62	6.704	11:23:13.798
3 -	52.472	26.663	1:19.135	90.03	3.590	11:24:32.933
4 -	50.351	26.328	1:16.679	92.91	1.134	11:25:49.612
5 -	50.024	26.131	1:16.155	93.55	0.610	11:27:05.767
6 -	49.600	26.294	1:15.894 (3)	93.87	0.349	11:28:21.661
7 -	50.077	26.034	1:16.111	93.60	0.566	11:29:37.772
8 -	49.401	26.389	1:15.790 (2)	94.00	0.245	11:30:53.562
9 -	49.450	26.095	1:15.545 (1)	94.30		11:32:09.107
10 -	50.309	26.595	1:16.904	92.64	1.359	11:33:26.011
11 -	50.254	26.459	1:16.713	92.87	1.168	11:34:42.724
12 -	49.896	26.292	1:16.188	93.51	0.643	11:35:58.912
13 -	50.239	26.182	1:16.421	93.22	0.876	11:37:15.333

P29 84 C		Tunc GUNERGUN		Aprilia RSV4 RF - 1 - BIKERSWORLD		
IDEAL LAP TIME : 1:15.589		BEST LAP TIME : 1:15.589		DIFFERENCE : 0.000		
LAP	SECTOR 1	SECTOR 2	LAP TIME	MPH	DIFF	TIME OF DAY
1 -	52.890	27.471	1:20.361	88.65	4.772	11:23:41.020
2 -	52.170	27.159	1:19.329	89.81	3.740	11:25:00.349
3 -	51.268	32.578	1:23.846	84.97	8.257	11:26:24.195
4 -	50.587	26.944	1:17.531	91.89	1.942	11:27:41.726
5 -	51.024	26.697	1:17.721	91.66	2.132	11:28:59.447
6 -	50.298	26.645	1:16.943	92.59	1.354	11:30:16.390
7 -	50.340	26.901	1:17.241	92.23	1.652	11:31:33.631
8 -	50.065	26.597	1:16.662	92.93	1.073	11:32:50.293
9 -	49.830	26.451	1:16.281 (3)	93.39	0.692	11:34:06.574
10 -	50.907	27.085	1:17.992	91.35	2.403	11:35:24.566
11 -	50.200	26.482	1:16.682	92.91	1.093	11:36:41.248
12 -	49.585	26.404	1:15.989 (2)	93.75	0.400	11:37:57.237
13 -	50.881	26.429	1:17.310	92.15	1.721	11:39:14.547
14 -	49.392	26.197	1:15.589 (1)	94.25		11:40:30.136

P30 21		Jack CROUCHER		BMW S1000RR - Trendy lofts		
IDEAL LAP TIME : 1:15.601		BEST LAP TIME : 1:15.601		DIFFERENCE : 0.000		
LAP	SECTOR 1	SECTOR 2	LAP TIME	MPH	DIFF	TIME OF DAY
1 -	55.235	27.546	1:22.781	86.06	7.180	11:23:39.528
2 -	52.417	26.885	1:19.302	89.84	3.701	11:24:58.830
3 -	51.201	26.709	1:17.910	91.44	2.309	11:26:16.740
4 -	50.650	26.420	1:17.070 (3)	92.44	1.469	11:27:33.810
5 -	50.831	26.359	1:17.190	92.30	1.589	11:28:51.000
6 -	49.587	26.014	1:15.601 (1)	94.24		11:30:06.601
7 -	50.732	26.209	1:16.941 (2)	92.59	1.340	11:31:23.542
8 -	50.512	IN PIT	1:23.852 P	84.96	8.251	11:32:47.394

P31 229 C		Cecil DINSMORE		Suzuki GSXR 1000 - KnC Motorsport		
IDEAL LAP TIME : 1:16.339		BEST LAP TIME : 1:16.339		DIFFERENCE : 0.000		
LAP	SECTOR 1	SECTOR 2	LAP TIME	MPH	DIFF	TIME OF DAY
1 -	1:04.516	31.474	1:35.990	74.22	19.651	11:21:52.627
2 -	56.316	28.322	1:24.638	84.17	8.299	11:23:17.265
3 -	53.561	28.680	1:22.241	86.63	5.902	11:24:39.506
4 -	51.554	32.530	1:24.084	84.73	7.745	11:26:03.590
5 -	51.352	27.237	1:18.589	90.65	2.250	11:27:22.179
6 -	50.887	27.140	1:18.027 (3)	91.30	1.688	11:28:40.206
7 -	50.698	26.965	1:17.663 (2)	91.73	1.324	11:29:57.869
8 -	49.603	26.736	1:16.339 (1)	93.32		11:31:14.208
9 -	50.382	IN PIT	1:24.330 P	84.48	7.991	11:32:38.538

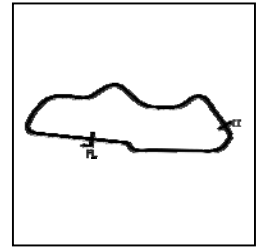
Weather / Track : Cloudy / Dry

Donington Park National
Circuit Length = 1.9790 miles
Start: 11:19 Flag 11:39 End: 11:41

BMCRC - MRO Championships 2020 - Rnd 3 @ Donington Park National

Reactive Parts MRO Powerbikes inc MSS Performance Clubman 1000

QUALIFYING - SECTOR ANALYSIS



SECTOR 1 = FL to I1, SECTOR 2 = I1 to FL, DIFF = Difference To Personal Best Lap, P = Crossed Finish Line in Pit Lane, D = Time Disallowed

P32 11		Josh HARVEY		Yamaha R1 - NR Racing			
IDEAL LAP TIME : 1:16.487		BEST LAP TIME : 1:16.556		DIFFERENCE : 0.069			
LAP	SECTOR 1	SECTOR 2	LAP TIME	MPH	DIFF	TIME OF DAY	
1 -	1:02.733	29.357	1:32.090	77.36	15.534	11:22:02.889	
2 -	53.531	27.418	1:20.949	88.01	4.393	11:23:23.838	
3 -	51.987	27.201	1:19.188	89.97	2.632	11:24:43.026	
4 -	51.583	26.548	1:18.131	91.18	1.575	11:26:01.157	
5 -	50.476	26.576	1:17.052	92.46	0.496	11:27:18.209	
6 -	50.224	26.433	1:16.657 (2)	92.94	0.101	11:28:34.866	
7 -	50.849	26.276	1:17.125	92.37	0.569	11:29:51.991	
8 -	50.211	26.345	1:16.556 (1)	93.06		11:31:08.547	
9 -	50.224	26.456	1:16.680 (3)	92.91	0.124	11:32:25.227	
10 -	51.875	IN PIT	1:25.642 P	83.19	9.086	11:33:50.869	

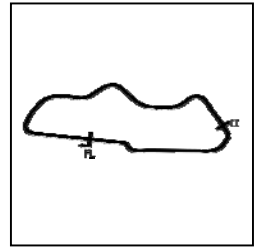
P33 51		Michael HOGARTH		Kawasaki ZX10 RR - WHR Racing			
IDEAL LAP TIME : 1:16.437		BEST LAP TIME : 1:16.770		DIFFERENCE : 0.333			
LAP	SECTOR 1	SECTOR 2	LAP TIME	MPH	DIFF	TIME OF DAY	
1 -	1:03.824	30.838	1:34.662	75.26	17.892	11:21:52.970	
2 -	55.586	28.186	1:23.772	85.04	7.002	11:23:16.742	
3 -	55.126	29.047	1:24.173	84.64	7.403	11:24:40.915	
4 -	53.036	27.619	1:20.655	88.33	3.885	11:26:01.570	
5 -	52.007	27.255	1:19.262	89.88	2.492	11:27:20.832	
6 -	51.846	27.158	1:19.004	90.18	2.234	11:28:39.836	
7 -	51.739	27.183	1:18.922	90.27	2.152	11:29:58.758	
8 -	51.585	26.580	1:18.165	91.14	1.395	11:31:16.923	
9 -	51.293	27.111	1:18.404	90.87	1.634	11:32:35.327	
10 -	50.726	26.577	1:17.303	92.16	0.533	11:33:52.630	
11 -	51.190	27.410	1:18.600	90.64	1.830	11:35:11.230	
12 -	50.190	26.723	1:16.913 (2)	92.63	0.143	11:36:28.143	
13 -	50.510	27.045	1:17.555	91.86	0.785	11:37:45.698	
14 -	50.325	26.794	1:17.119 (3)	92.38	0.349	11:39:02.817	
15 -	49.860	26.910	1:16.770 (1)	92.80		11:40:19.587	

P34 129		Gareth MACKEY		Suzuki GSXR 1000 - MSM Contracts			
IDEAL LAP TIME : 1:16.449		BEST LAP TIME : 1:16.962		DIFFERENCE : 0.513			
LAP	SECTOR 1	SECTOR 2	LAP TIME	MPH	DIFF	TIME OF DAY	
1 -	54.672	27.060	1:21.732	87.17	4.770	11:23:40.189	
2 -	52.454	26.664	1:19.118	90.05	2.156	11:24:59.307	
3 -	51.608	26.797	1:18.405	90.86	1.443	11:26:17.712	
4 -	51.245	26.512	1:17.757	91.62	0.795	11:27:35.469	
5 -	51.158	26.343	1:17.501	91.92	0.539	11:28:52.970	
6 -	50.970	25.992	1:16.962 (1)	92.57		11:30:09.932	
7 -	50.919	26.141	1:17.060 (2)	92.45	0.098	11:31:26.992	
8 -	50.457	26.653	1:17.110	92.39	0.148	11:32:44.102	
9 -	50.809	26.265	1:17.074 (3)	92.43	0.112	11:34:01.176	
10 -	51.063	26.640	1:17.703	91.69	0.741	11:35:18.879	
11 -	50.794	IN PIT	1:23.519 P	85.30	6.557	11:36:42.398	

BMCRC - MRO Championships 2020 - Rnd 3 @ Donington Park National

Reactive Parts MRO Powerbikes inc MSS Performance Clubman 1000

QUALIFYING - SECTOR ANALYSIS



SECTOR 1 = FL to I1, SECTOR 2 = I1 to FL, DIFF = Difference To Personal Best Lap, P = Crossed Finish Line in Pit Lane, D = Time Disallowed

P35 152		Barry MANTELL		Kawaskai ZX10R - Swedish car connection		
IDEAL LAP TIME : 1:17.282		BEST LAP TIME : 1:17.465		DIFFERENCE : 0.183		
LAP	SECTOR 1	SECTOR 2	LAP TIME	MPH	DIFF	TIME OF DAY
1 -	1:05.487	31.495	1:36.982	73.46	19.517	11:22:06.559
2 -	56.658	29.241	1:25.899	82.94	8.434	11:23:32.458
3 -	54.325	28.205	1:22.530	86.32	5.065	11:24:54.988
4 -	51.810	27.327	1:19.137	90.02	1.672	11:26:14.125
5 -	51.536	27.610	1:19.146	90.01	1.681	11:27:33.271
6 -	51.114	27.443	1:18.557	90.69	1.092	11:28:51.828
7 -	50.185	27.280	1:17.465 (1)	91.97		11:30:09.293
8 -	51.153	27.102	1:18.255 (2)	91.04	0.790	11:31:27.548
9 -	51.534	28.040	1:19.574	89.53	2.109	11:32:47.122
10 -	51.375	27.523	1:18.898	90.30	1.433	11:34:06.020
11 -	51.047	27.399	1:18.446 (3)	90.82	0.981	11:35:24.466
12 -	52.089	27.722	1:19.811	89.26	2.346	11:36:44.277
13 -	51.592	27.305	1:18.897	90.30	1.432	11:38:03.174
14 -	51.596	27.509	1:19.105	90.06	1.640	11:39:22.279
15 -	51.364	27.097	1:18.461	90.80	0.996	11:40:40.740

P36 333		Andrew HOUGHTON		Yamaha R1 - Yamaha UK		
IDEAL LAP TIME : 1:17.330		BEST LAP TIME : 1:17.580		DIFFERENCE : 0.250		
LAP	SECTOR 1	SECTOR 2	LAP TIME	MPH	DIFF	TIME OF DAY
1 -	55.136	27.494	1:22.630	86.22	5.050	11:23:31.484
2 -	53.765	27.398	1:21.163	87.78	3.583	11:24:52.647
3 -	52.692	26.553	1:19.245	89.90	1.665	11:26:11.892
4 -	52.216	26.578	1:18.794	90.42	1.214	11:27:30.686
5 -	51.672	26.685	1:18.357	90.92	0.777	11:28:49.043
6 -	51.292	26.707	1:17.999	91.34	0.419	11:30:07.042
7 -	51.394	26.379	1:17.773	91.60	0.193	11:31:24.815
8 -	51.028	26.752	1:17.780	91.59	0.200	11:32:42.595
9 -	51.055	26.669	1:17.724 (3)	91.66	0.144	11:34:00.319
10 -	51.002	26.578	1:17.580 (1)	91.83		11:35:17.899
11 -	51.312	26.328	1:17.640 (2)	91.76	0.060	11:36:35.539
12 -	51.212	27.331	1:18.543	90.71	0.963	11:37:54.082

P37 46 C		Simon GATES		Kawasaki ZX10R - Team Kawafati		
IDEAL LAP TIME : 1:17.625		BEST LAP TIME : 1:17.625		DIFFERENCE : 0.000		
LAP	SECTOR 1	SECTOR 2	LAP TIME	MPH	DIFF	TIME OF DAY
1 -	1:00.861	30.557	1:31.418	77.93	13.793	11:21:47.821
2 -	56.629	28.982	1:25.611	83.22	7.986	11:23:13.432
3 -	55.681	27.900	1:23.581	85.24	5.956	11:24:37.013
4 -	53.773	28.123	1:21.896	86.99	4.271	11:25:58.909
5 -	52.432	27.465	1:19.897	89.17	2.272	11:27:18.806
6 -	53.201	27.262	1:20.463	88.54	2.838	11:28:39.269
7 -	52.040	26.996	1:19.036 (3)	90.14	1.411	11:29:58.305
8 -	51.187	26.438	1:17.625 (1)	91.78		11:31:15.930
9 -	51.518	26.973	1:18.491 (2)	90.77	0.866	11:32:34.421
10 -	51.480	IN PIT	1:25.073 P	83.74	7.448	11:33:59.494

Weather / Track : Cloudy / Dry

Donington Park National
Circuit Length = 1.9790 miles
Start: 11:19 Flag 11:39 End: 11:41

BMCRC - MRO Championships 2020 - Rnd 3 @ Donington Park National

Reactive Parts MRO Powerbikes inc MSS Performance Clubman 1000

QUALIFYING - BEST SECTORS

SECTOR 1			SECTOR 2			IDEAL / BEST COMPARISON						
POS	NO	NAME	TIME	NO	NAME	TIME	POS	NO	NAME	IDEAL	BEST	DIFF
									PERFECT LAP	1:11.158		
1	29	BRIDGER	46.405	62	SILVAIN	24.753	1	29	BRIDGER	1:11.179	1:11.179	0.000
2	16	WALSH	46.405	29	BRIDGER	24.774	2	16	WALSH	1:11.357	1:11.364	0.007
3	54	HENEGHAN	46.459	272	JOHNSON	24.828	3	54	HENEGHAN	1:11.483	1:11.483	0.000
4	17	BAKER	46.545	30	GIBSON	24.906	4	272	JOHNSON	1:11.571	1:11.775	0.204
5	23	SYMONDS	46.617	16	WALSH	24.952	5	62	SILVAIN	1:11.616	1:11.712	0.096
6	39	MORGAN	46.703	2	BAKER	24.976	6	30	GIBSON	1:11.638	1:11.742	0.104
7	30	GIBSON	46.732	711	THORNTON	24.979	7	23	SYMONDS	1:11.639	1:11.850	0.211
8	272	JOHNSON	46.743	39	MORGAN	24.997	8	17	BAKER	1:11.692	1:11.866	0.174
9	98	DICKINSON	46.800	23	SYMONDS	25.022	9	39	MORGAN	1:11.700	1:11.837	0.137
10	62	SILVAIN	46.863	54	HENEGHAN	25.024	10	2	BAKER	1:11.853	1:12.153	0.300
11	2	BAKER	46.877	72	O'BRIEN	25.053	11	98	DICKINSON	1:11.921	1:11.937	0.016
12	188	BUTLER	47.052	98	DICKINSON	25.121	12	711	THORNTON	1:12.150	1:12.150	0.000
13	711	THORNTON	47.171	17	BAKER	25.147	13	188	BUTLER	1:12.280	1:12.478	0.198
14	72	O'BRIEN	47.233	69	COLLINS	25.192	14	72	O'BRIEN	1:12.286	1:12.367	0.081
15	69	COLLINS	47.380	188	BUTLER	25.228	15	69	COLLINS	1:12.572	1:12.645	0.073
16	44	WILSON	47.443	44	WILSON	25.291	16	44	WILSON	1:12.734	1:12.953	0.219
17	9	DIXON	47.618	76	BYARD	25.513	17	71	NORTON	1:13.258	1:13.570	0.312
18	71	NORTON	47.684	88	HALLIDAY	25.528	18	9	DIXON	1:13.375	1:13.401	0.026
19	88	HALLIDAY	47.855	71	NORTON	25.574	19	88	HALLIDAY	1:13.383	1:13.579	0.196
20	76	BYARD	47.887	83	SIGGS	25.633	20	76	BYARD	1:13.400	1:13.565	0.165
21	83	SIGGS	48.454	143	PALMER	25.705	21	83	SIGGS	1:14.087	1:14.087	0.000
22	177	WARRINGTON	48.617	9	DIXON	25.757	22	143	PALMER	1:14.468	1:14.539	0.071
23	8	COUGHLAN	48.731	8	COUGHLAN	25.863	23	177	WARRINGTON	1:14.481	1:14.516	0.035
24	143	PALMER	48.763	177	WARRINGTON	25.864	24	8	COUGHLAN	1:14.594	1:14.797	0.203
25	24	SMITH	48.837	35	CRESSWELL	25.932	25	24	SMITH	1:14.778	1:14.878	0.100
26	35	CRESSWELL	49.058	24	SMITH	25.941	26	35	CRESSWELL	1:14.990	1:15.164	0.174
27	84	GUNERGUN	49.392	129	MACKEY	25.992	27	277	AVERRE	1:15.435	1:15.545	0.110
28	277	AVERRE	49.401	21	CROUCHER	26.014	28	84	GUNERGUN	1:15.589	1:15.589	0.000
29	21	CROUCHER	49.587	277	AVERRE	26.034	29	21	CROUCHER	1:15.601	1:15.601	0.000
30	229	DINSMORE	49.603	84	GUNERGUN	26.197	30	229	DINSMORE	1:16.339	1:16.339	0.000
31	51	HOGARTH	49.860	11	HARVEY	26.276	31	51	HOGARTH	1:16.437	1:16.770	0.333
32	152	MANTELL	50.185	333	HOUGHTON	26.328	32	129	MACKEY	1:16.449	1:16.962	0.513
33	11	HARVEY	50.211	46	GATES	26.438	33	11	HARVEY	1:16.487	1:16.556	0.069
34	129	MACKEY	50.457	51	HOGARTH	26.577	34	152	MANTELL	1:17.282	1:17.465	0.183
35	333	HOUGHTON	51.002	229	DINSMORE	26.736	35	333	HOUGHTON	1:17.330	1:17.580	0.250
36	46	GATES	51.187	152	MANTELL	27.097	36	46	GATES	1:17.625	1:17.625	0.000
37							37	10	PLATTON		1:14.678	

Weather / Track : Cloudy / Dry

Donington Park National
Circuit Length = 1.9790 miles
Start: 11:19 Flag 11:39 End: 11:41

Results can be found at www.tsl-timing.com

Printed - 11:42 Saturday, 05 September 2020

BMCRC - MRO Championships 2020 - Rnd 3 @ Donington Park National

Reactive Parts MRO Powerbikes inc MSS Performance Clubman 1000

QUALIFYING - STATISTICS

Competitors Started 37
Planned Start 2020-09-05 @ 10:59:00.000
Actual Start 2020-09-05 @ 11:19:52.952
Finish Time 2020-09-05 @ 11:39:45.132
Track Length 1.9790mi.
Total Laps 426
Total Distance Covered 843.0826mi.

Session Fastest Lap History

NO	CL	NAME	LAP TIME	TIME OF DAY	LAP	VEHICLE
46	C	Simon GATES	1:31.418	11:21:47.837	1	Kawasaki ZX10R
35	C	Robert CRESSWELL	1:30.303	11:21:48.205	1	Kawasaki ZX10R
44		Nicky WILSON	1:29.523	11:21:54.928	1	Suzuki GSXR 1000
9	C	Luke DIXON	1:29.127	11:21:56.983	1	BMW S1000RR
143		Steve PALMER	1:29.023	11:21:58.259	1	Suzuki GSXR1000 K6
29		Mark BRIDGER	1:14.468	11:22:40.231	1	Yamaha R1
29		Mark BRIDGER	1:12.158	11:23:52.388	2	Yamaha R1
29		Mark BRIDGER	1:11.658	11:25:04.046	3	Yamaha R1
29		Mark BRIDGER	1:11.179	11:27:35.581	5	Yamaha R1

Flag History

TYPE	TIME OF DAY
RED	10:51:08.968
GREEN	11:19:52.950
GREEN	11:19:52.952
FINISH	11:39:45.132

Flag Statistics

TYPE	COUNT	TOTAL LAPS	TOTAL TIME
Green	2	16	21:20.900
Red	1	0	28:43.982
Safety Car	0	0	0.000
FCY	0	0	0.000

Weather / Track : Cloudy / Dry

Results can be found at www.tsl-timing.com

Page 1 of 3

Donington Park National
Circuit Length = 1.9790 miles
Start: 11:19 Flag 11:39 End: 11:41

Printed - 11:42 Saturday, 05 September 2020

BMCRC - MRO Championships 2020 - Rnd 3 @ Donington Park National

Reactive Parts MRO Powerbikes inc MSS Performance Clubman 1000

QUALIFYING - STATISTICS

CLASS :

28 Starters

Fastest Lap History

NO	NAME	LAP TIME	TIME OF DAY	LAP	VEHICLE
51	Michael HOGARTH	1:34.662	11:21:52.971	1	Kawasaki ZX10 RR
44	Nicky WILSON	1:29.523	11:21:54.928	1	Suzuki GSXR 1000
143	Steve PALMER	1:29.023	11:21:58.259	1	Suzuki GSXR1000 K6
29	Mark BRIDGER	1:14.468	11:22:40.231	1	Yamaha R1
29	Mark BRIDGER	1:12.158	11:23:52.388	2	Yamaha R1
29	Mark BRIDGER	1:11.658	11:25:04.046	3	Yamaha R1
29	Mark BRIDGER	1:11.179	11:27:35.581	5	Yamaha R1

Weather / Track : Cloudy / Dry

Results can be found at www.tsl-timing.com

Page 2 of 3

Donington Park National
Circuit Length = 1.9790 miles
Start: 11:19 Flag 11:39 End: 11:41

Printed - 11:42 Saturday, 05 September 2020

BMCRC - MRO Championships 2020 - Rnd 3 @ Donington Park National

Reactive Parts MRO Powerbikes inc MSS Performance Clubman 1000

QUALIFYING - STATISTICS

CLASS : C

9 Starters

Fastest Lap History

NO	NAME	LAP TIME	TIME OF DAY	LAP	VEHICLE
46	Simon GATES	1:31.418	11:21:47.837	1	Kawasaki ZX10R
35	Robert CRESSWELL	1:30.303	11:21:48.205	1	Kawasaki ZX10R
88	Scott HALLIDAY	1:30.227	11:21:56.613	1	Suzuki GSXR 1000
9	Luke DIXON	1:29.127	11:21:56.983	1	BMW S1000RR
35	Robert CRESSWELL	1:22.145	11:23:10.352	2	Kawasaki ZX10R
88	Scott HALLIDAY	1:21.923	11:23:18.535	2	Suzuki GSXR 1000
84	Tunc GUNERGUN	1:20.361	11:23:41.029	1	Aprilia RSV4 RF - 1
35	Robert CRESSWELL	1:17.968	11:24:28.319	3	Kawasaki ZX10R
83	Jason SIGGS	1:17.358	11:25:32.695	2	Yamaha R1
35	Robert CRESSWELL	1:16.660	11:25:44.978	4	Kawasaki ZX10R
83	Jason SIGGS	1:16.343	11:26:49.037	3	Yamaha R1
35	Robert CRESSWELL	1:16.302	11:27:01.281	5	Kawasaki ZX10R
277	Adrian AVERRE	1:16.155	11:27:05.767	5	Yamaha R1
83	Jason SIGGS	1:16.059	11:28:05.097	4	Yamaha R1
277	Adrian AVERRE	1:15.894	11:28:21.660	6	Yamaha R1
88	Scott HALLIDAY	1:15.688	11:28:31.533	6	Suzuki GSXR 1000
83	Jason SIGGS	1:15.074	11:29:20.171	5	Yamaha R1
88	Scott HALLIDAY	1:14.721	11:29:46.255	7	Suzuki GSXR 1000
88	Scott HALLIDAY	1:14.094	11:32:15.541	9	Suzuki GSXR 1000
9	Luke DIXON	1:13.950	11:33:35.718	10	BMW S1000RR
9	Luke DIXON	1:13.924	11:34:49.642	11	BMW S1000RR
9	Luke DIXON	1:13.401	11:36:03.043	12	BMW S1000RR

Weather / Track : Cloudy / Dry

Donington Park National
Circuit Length = 1.9790 miles
Start: 11:19 Flag 11:39 End: 11:41

BMCRC - MRO Championships 2020 - Rnd 3 @ Donington Park National

Reactive Parts MRO Powerbikes inc MSS Performance Clubman 1000

RACE 18 - GRID (12 Laps)



ROW 13	39	97	Chris PLATT	38	36	Joe BALDRY	37	46	Simon GATES	1:17.625
ROW 12	36	333	Andrew HOUGHTON	35	152	Barry MANTELL	34	129	Gareth MACKEY	1:16.962
ROW 11	33	51	Michael HOGARTH	32	11	Josh HARVEY	31	229	Cecil DINSMORE	1:16.339
ROW 10	30	21	Jack CROUCHER	29	84	Tunc GUNERGUN	28	277	Adrian AVERRE	1:15.545
ROW 9	27	35	Robert CRESSWELL	26	24	Alan SMITH	25	8	John COUGHLAN	1:14.797
ROW 8	24	10	Hayden PLATTON	23	143	Steve PALMER	22	177	Ryan WARRINGTON	1:14.516
ROW 7	21	83	Jason SIGGS	20	88	Scott HALLIDAY	19	71	Tom NORTON	1:13.570
ROW 6	18	76	Jason BYARD	17	9	Luke DIXON	16	44	Nicky WILSON	1:12.953
ROW 5	15	69	Bob COLLINS	14	188	John BUTLER	13	72	Michael O'BRIEN	1:12.367
ROW 4	12	2	Peter BAKER	11	711	Ritchie THORNTON	10	98	Rick DICKINSON	1:11.937
ROW 3	9	17	Philip BAKER	8	23	Max SYMONDS	7	39	Max MORGAN	1:11.837
ROW 2	6	272	Daniel JOHNSON	5	30	Ryan GIBSON	4	62	Kevin SILVAIN	1:11.712
ROW 1	3	54	Steve HENEGHAN	2	16	Glenn WALSH	1	29	Mark BRIDGER	1:11.179

Pole

Donington Park National
Circuit Length = 1.9790 miles

These results are provisional until the conclusion of any judicial and technical matters.

Clerk Of Course :	Steward :	Timekeeper :
-------------------	-----------	--------------

Results can be found at www.tsl-timing.com

Printed - 11:43 Saturday, 05 September 2020



BMCRC - MRO Championships 2020 - Rnd 3 @ Donington Park National

Reactive Parts MRO Powerbikes inc MSS Performance Clubman 1000

RACE 18 - CLASSIFICATION



POS	NO	CL	PIC NAME	ENTRY	LAPS	TIME	GAP	DIFF	MPH	BEST	ON
1	29		1 Mark BRIDGER	Yamaha R1 - Moremoto	10	11:59.814			98.78	1:11.170	2
2	272		2 Daniel JOHNSON	BMW S1000 RR -	10	12:03.181	3.367	3.367	98.32	1:11.221	4
3	711		3 Ritchie THORNTON	Kawasaki ZX10R - Team 71	10	12:03.493	3.679	0.312	98.28	1:11.227	4
4	17		4 Philip BAKER	BMW S1000RR - Dickie Donna and Malcom Sausage	10	12:06.823	7.009	3.330	97.83	1:11.504	10
5	54		5 Steve HENEGHAN	Ducati PANIGALE V4S - ReactiveParts.com	10	12:07.449	7.635	0.626	97.75	1:11.399	10
6	30		6 Ryan GIBSON	Kawasaki ZX10R - GIBSON MOTORS	10	12:08.318	8.504	0.869	97.63	1:11.706	9
7	69		7 Bob COLLINS	Suzuki GSXR 1000 - FWR.co.uk	10	12:11.049	11.235	2.731	97.27	1:12.121	7
8	44		8 Nicky WILSON	Suzuki GSXR 1000 - Demon GP/Haslemere Motorc	10	12:11.351	11.537	0.302	97.23	1:12.090	10
9	98		9 Rick DICKINSON	BMW S1000RR - MotorcycleRaceParts.co.uk	10	12:11.737	11.923	0.386	97.17	1:11.804	5
10	72		10 Michael O'BRIEN	Yamaha R1 -	10	12:19.352	19.538	7.615	96.17	1:11.203	6
11	16		11 Glenn WALSH	BMW S1000RR - Walters Medical	10	12:21.016	21.202	1.664	95.96	1:11.724	6
12	71		12 Tom NORTON	Suzuki GSXR 1000 - Mike Newman Haulage	10	12:21.209	21.395	0.193	95.93	1:12.644	10
13	143		13 Steve PALMER	Suzuki GSXR1000 K6 - K6/Mk1 Transit racing	10	12:25.976	26.162	4.767	95.32	1:12.892	9
14	188		14 John BUTLER	Kawasaki ZX10 RR - Butler-Hills Ltd	10	12:28.108	28.294	2.132	95.05	1:13.076	5
15	177	C	1 Ryan WARRINGTON	Kawasaki ZX10R - RWarrington Carpentry	10	12:28.168	28.354	0.060	95.04	1:12.573	8
16	88	C	2 Scott HALLIDAY	Suzuki GSXR 1000 - Performance fitness gym	10	12:32.290	32.476	4.122	94.52	1:12.965	7
17	83	C	3 Jason SIGGS	Yamaha R1 - J Siggs Construction	10	12:33.586	33.772	1.296	94.36	1:14.078	7
18	35	C	4 Robert CRESSWELL	Kawasaki ZX10R - ODDJOBROB Racing	10	12:37.961	38.147	4.375	93.81	1:14.104	5
19	8		15 John COUGHLAN	APRILIA RSV4RF - BIKERSWORLD	10	12:38.425	38.611	0.464	93.76	1:13.907	5
20	24		16 Alan SMITH	Kawasaki ZX10R - Orwells Mcs	10	12:45.188	45.374	6.763	92.93	1:14.642	5
21	21		17 Jack CROUCHER	BMW S1000RR - Trendy lofts	10	12:48.051	48.237	2.863	92.58	1:14.783	10
22	229	C	5 Cecil DINSMORE	Suzuki GSXR 1000 - KnC Motorsport	10	12:48.426	48.612	0.375	92.53	1:14.716	9
23	277	C	6 Adrian AVERRE	Yamaha R1 - Ryders Alley Racing	10	12:49.108	49.294	0.682	92.45	1:14.999	9
24	84	C	7 Tunc GUNERGUN	Aprilia RSV4 RF - 1 - BIKERSWORLD	10	12:50.215	50.401	1.107	92.32	1:15.556	5
25	333		18 Andrew HOUGHTON	Yamaha R1 - Yamaha UK	10	13:04.434	1:04.620	14.219	90.65	1:16.747	6
26	129		19 Gareth MACKEY	Suzuki GSXR 1000 - MSM Contracts	10	13:04.819	1:05.005	0.385	90.60	1:15.797	10
27	51		20 Michael HOGARTH	Kawasaki ZX10 RR - WHR Racing	10	13:07.112	1:07.298	2.293	90.34	1:17.102	8
28	46	C	8 Simon GATES	Kawasaki ZX10R - Team Kawafati	10	13:07.220	1:07.406	0.108	90.33	1:16.667	9
29	152		21 Barry MANTELL	Kawaskai ZX10R - Swedish car connection	10	13:07.653	1:07.839	0.433	90.28	1:16.146	9

NOT CLASSIFIED

DNF	9	C	Luke DIXON	BMW S1000RR -	6	7:40.788	4 Laps	4 Laps	92.47	1:13.699	6
DNF	36		Joe BALDRY	BMW S1000RR - Chilton Motors	3	4:17.264	7 Laps	3 Laps	82.55	1:23.497	2
DNF	76		Jason BYARD	Suzuki GSXR - May Construction	1	1:20.044	9 Laps	2 Laps	87.30		

FASTEST LAP

	29		Mark BRIDGER	Yamaha R1 - Moremoto	2	1:11.170	100.10 mph		161.10 kph		
	177	C	Ryan WARRINGTON	Kawasaki ZX10R - RWarrington Carpentry	8	1:12.573	98.17 mph		157.99 kph		

Class - 92.5% of Race Speed = 91.37 mph
 Class C - 92.5% of Race Speed = 87.91 mph

Donington Park National
 Circuit Length = 1.9790 miles
 Start: 18:21 Flag 18:33 End: 18:34

Weather / Track : Cloudy / Dry

These results are provisional until the conclusion of any judicial and technical matters.

Clerk Of Course :	Steward :	Timekeeper :
-------------------	-----------	--------------

Results can be found at www.tsl-timing.com

Printed - 18:34 Saturday, 05 September 2020



BMCRC - MRO Championships 2020 - Rnd 3 @ Donington Park National

Reactive Parts MRO Powerbikes inc MSS Performance Clubman 1000

RACE 18 - LAP CHART

LAP 1 @ 18:22:25.930			LAP 3 @ 18:24:48.452			LAP 5 @ 18:27:11.391			LAP 7 @ 18:29:34.195			LAP 9 @ 18:31:57.077		
NO	BEHIND	LAP TIME	NO	BEHIND	LAP TIME	NO	BEHIND	LAP TIME	NO	BEHIND	LAP TIME	NO	BEHIND	LAP TIME
29		1:15.332	29		1:11.352	29		1:11.486	29		1:11.335	29		1:11.203
16	2.134	1:17.466	272	4.692	1:12.502	272	4.349	1:11.375	272	4.597	1:11.521	272	5.406	1:11.684
272	2.475	1:17.807	711	4.992	1:12.354	711	4.560	1:11.280	711	4.868	1:11.649	711	5.773	1:12.011
711	2.736	1:18.068	30	5.610	1:12.533	30	6.747	1:11.880	17	8.316	1:11.830	17	8.840	1:11.692
30	2.960	1:18.292	17	5.825	1:12.522	17	7.057	1:12.082	30	8.529	1:12.256	30	9.340	1:11.706
17	3.231	1:18.563	54	6.322	1:12.722	54	7.709	1:12.227	54	8.814	1:12.072	54	9.571	1:11.521
54	3.441	1:18.773	98	6.836	1:12.669	98	8.632	1:12.191	69	10.426	1:12.121	69	12.287	1:12.205
98	3.776	1:19.108	69	6.957	1:12.481	44	9.095	1:12.382	44	10.911	1:12.374	44	12.782	1:12.361
69	4.122	1:19.454	44	7.288	1:12.666	71	15.127	1:13.448	98	11.245	1:12.149	98	13.053	1:12.211
44	4.197	1:19.529	71	11.010	1:14.011	69	8.632	1:12.191	71	18.613	1:12.987	72	21.433	1:12.238
188	4.494	1:19.826	188	13.560	1:15.512	44	9.095	1:12.382	16	18.793	1:12.844	16	21.481	1:12.749
76	4.712	1:20.044	143	14.119	1:15.523	98	9.287	1:11.804	72	19.062	1:12.671	71	22.086	1:12.978
88	5.383	1:20.715	83	14.583	1:15.696	71	15.127	1:13.448	188	22.033	1:13.559	188	26.431	1:12.892
71	5.391	1:20.723	16	14.740	1:15.751	16	17.029	1:12.324	143	22.858	1:12.976	177	27.919	1:13.529
35	5.766	1:21.098	35	15.275	1:16.869	188	17.864	1:13.076	88	23.272	1:12.965	88	32.256	1:18.580
83	6.531	1:21.863	88	15.561	1:16.761	72	17.992	1:11.540	177	24.699	1:12.981	83	32.427	1:14.699
9	6.622	1:21.954	177	15.594	1:14.619	143	19.502	1:14.441	83	26.421	1:14.078	35	36.118	1:15.461
143	7.102	1:22.434	72	15.659	1:13.921	88	19.900	1:13.057	8	31.140	1:14.358	8	37.600	1:14.561
24	7.222	1:22.554	21	18.226	1:16.536	83	20.825	1:14.281	24	33.301	1:14.774	24	42.009	1:15.931
177	7.781	1:23.113	24	18.456	1:16.987	177	20.996	1:13.710	229	39.032	1:16.159	229	45.901	1:14.716
21	7.881	1:23.213	8	18.548	1:16.336	35	21.315	1:14.104	17	39.064	1:17.121	21	46.789	1:15.128
8	8.018	1:23.350	9	18.743	1:16.110	8	25.509	1:13.907	84	39.600	1:16.398	277	47.393	1:14.999
72	9.006	1:24.338	84	19.755	1:16.511	24	26.123	1:14.642	277	39.709	1:16.378	84	48.055	1:15.683
84	9.284	1:24.616	229	20.137	1:16.331	9	26.296	1:14.084	8	49.018	1:18.304	333	1:00.594	1:17.218
229	9.985	1:25.317	277	20.259	1:16.356	21	28.068	1:16.016	51	51.100	1:17.349	129	1:02.543	1:16.883
277	10.633	1:25.965	51	25.427	1:18.408	84	28.790	1:15.556	129	52.454	1:18.288	51	1:02.819	1:17.499
51	11.262	1:26.594	333	25.452	1:18.315	277	29.306	1:15.210	46	52.580	1:18.570	46	1:03.123	1:16.667
333	11.679	1:27.011	46	25.683	1:18.370	229	30.309	1:15.368	152	52.657	1:18.038	152	1:03.601	1:16.146
46	12.692	1:28.024	152	28.383	1:17.514	333	36.771	1:16.760						
36	12.786	1:28.118	129	29.117	1:17.366	51	38.800	1:17.680						
152	13.668	1:29.000	36	39.410	1:25.649 P	46	38.930	1:17.609						
129	14.303	1:29.635				129	39.301	1:16.780						
						152	39.736	1:17.469						

LAP 2 @ 18:23:37.100			LAP 4 @ 18:25:59.905			LAP 6 @ 18:28:22.860			LAP 8 @ 18:30:45.874			LAP 10 @ 18:33:10.412		
NO	BEHIND	LAP TIME	NO	BEHIND	LAP TIME	NO	BEHIND	LAP TIME	NO	BEHIND	LAP TIME	NO	BEHIND	LAP TIME
29		1:11.170	29		1:11.453	29		1:11.469	29		1:11.679	29		1:13.335
272	3.542	1:12.237	272	4.460	1:11.221	272	4.411	1:11.531	272	4.925	1:12.007	272	3.367	1:11.296
711	3.990	1:12.424	711	4.766	1:11.227	711	4.554	1:11.463	711	4.965	1:11.776	711	3.679	1:11.241
30	4.429	1:12.639	30	6.353	1:12.196	30	7.608	1:12.330	17	8.351	1:11.714	17	7.009	1:11.504
17	4.655	1:12.594	17	6.461	1:12.089	17	7.821	1:12.233	30	8.837	1:11.987	30	7.635	1:11.399
54	4.952	1:12.681	54	6.968	1:12.099	54	8.077	1:11.837	54	9.253	1:12.118	54	8.504	1:12.499
98	5.519	1:12.913	69	7.927	1:12.423	69	9.640	1:12.477	69	11.285	1:12.538	69	11.235	1:12.283
69	5.828	1:12.876	44	8.199	1:12.364	44	9.872	1:12.246	44	11.624	1:12.392	44	11.537	1:12.090
44	5.974	1:12.947	98	8.969	1:13.586	98	10.431	1:12.613	98	12.045	1:12.479	98	11.923	1:12.205
71	8.351	1:14.130	71	13.165	1:13.608	71	16.961	1:13.303	16	19.935	1:12.821	72	19.538	1:11.440
188	9.400	1:16.076	16	16.191	1:12.904	16	17.284	1:11.724	71	20.311	1:13.377	16	21.202	1:13.056
35	9.758	1:15.162	188	16.274	1:14.167	72	17.726	1:11.203	72	20.398	1:13.015	71	21.395	1:12.644
143	9.948	1:14.016	143	16.547	1:13.881	188	19.809	1:13.414	188	24.396	1:14.042	143	26.162	1:13.066
88	10.152	1:15.939	72	17.938	1:13.732	143	21.217	1:13.184	143	24.742	1:13.563	188	28.294	1:14.454
83	10.239	1:14.878	83	18.030	1:14.900	88	21.642	1:13.211	88	24.879	1:13.286	177	28.354	1:13.770
16	10.341	1:19.377	88	18.329	1:14.221	177	23.053	1:13.526	177	25.593	1:12.573	88	32.476	1:13.555
177	12.327	1:15.716	35	18.697	1:14.875	83	23.678	1:14.322	83	28.931	1:14.189	83	33.772	1:14.680
24	12.821	1:16.769	177	18.772	1:14.631	8	24.656	1:14.810	35	31.860	1:15.555	35	38.147	1:15.364
21	13.042	1:16.331	24	22.967	1:15.964	8	28.117	1:14.077	8	34.242	1:14.781	8	38.611	1:14.346
72	13.090	1:15.254	8	23.088	1:15.993	9	28.526	1:13.699	24	37.281	1:15.659	24	45.374	1:16.700
8	13.564	1:16.716	21	23.538	1:16.765	9	28.526	1:13.699						
9	13.985	1:18.533	9	23.698	1:16.408	24	29.862	1:15.208						
84	14.596	1:16.482	84	24.720	1:16.418									
229	15.158	1:16.343												
277	15.255	1:15.792												
51	18.371	1:18.279												
333	18.489	1:17.980												

Weather / Track : Cloudy / Dry

Donington Park National
Circuit Length = 1.9790 miles
Start: 18:21 Flag 18:33 End: 18:34

BMCRC - MRO Championships 2020 - Rnd 3 @ Donington Park National

Reactive Parts MRO Powerbikes inc MSS Performance Clubman 1000

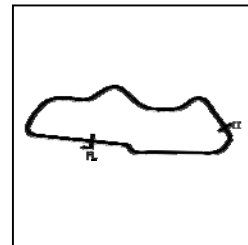
RACE 18 - LAP CHART

21	48.237	1:14.783
229	48.612	1:16.046
277	49.294	1:15.236
84	50.401	1:15.681
333	1:04.620	1:17.361
129	1:05.005	1:15.797
51	1:07.298	1:17.814
46	1:07.406	1:17.618
152	1:07.839	1:17.573

BMCRC - MRO Championships 2020 - Rnd 3 @ Donington Park National

Reactive Parts MRO Powerbikes inc MSS Performance Clubman 1000

RACE 18 - SECTOR ANALYSIS



SECTOR 1 = FL to I1, SECTOR 2 = I1 to FL, DIFF = Difference To Personal Best Lap, P = Crossed Finish Line in Pit Lane, D = Time Disallowed

P1 29		Mark BRIDGER		Yamaha R1 - Moremoto		
IDEAL LAP TIME : 1:11.021		BEST LAP TIME : 1:11.170		DIFFERENCE : 0.149		
LAP	SECTOR 1	SECTOR 2	LAP TIME	MPH	DIFF	TIME OF DAY
1 -		24.811	1:15.332	94.57	4.162	18:22:25.930
2 -	46.393	24.777	1:11.170 (1)	100.10		18:23:37.100
3 -	46.653	24.699	1:11.352	99.85	0.182	18:24:48.452
4 -	46.749	24.704	1:11.453	99.71	0.283	18:25:59.905
5 -	46.839	24.647	1:11.486	99.66	0.316	18:27:11.391
6 -	46.590	24.879	1:11.469	99.68	0.299	18:28:22.860
7 -	46.638	24.697	1:11.335 (3)	99.87	0.165	18:29:34.195
8 -	46.963	24.716	1:11.679	99.39	0.509	18:30:45.874
9 -	46.374	24.829	1:11.203 (2)	100.06	0.033	18:31:57.077
10 -	47.266	26.069	1:13.335	97.15	2.165	18:33:10.412

P2 272		Daniel JOHNSON		BMW S1000 RR -		
IDEAL LAP TIME : 1:11.221		BEST LAP TIME : 1:11.221		DIFFERENCE : 0.000		
LAP	SECTOR 1	SECTOR 2	LAP TIME	MPH	DIFF	TIME OF DAY
1 -		25.633	1:17.807	91.56	6.586	18:22:28.405
2 -	47.267	24.970	1:12.237	98.62	1.016	18:23:40.642
3 -	47.645	24.857	1:12.502	98.26	1.281	18:24:53.144
4 -	46.469	24.752	1:11.221 (1)	100.03		18:26:04.365
5 -	46.585	24.790	1:11.375 (3)	99.81	0.154	18:27:15.740
6 -	46.626	24.905	1:11.531	99.60	0.310	18:28:27.271
7 -	46.582	24.939	1:11.521	99.61	0.300	18:29:38.792
8 -	46.874	25.133	1:12.007	98.94	0.786	18:30:50.799
9 -	46.648	25.036	1:11.684	99.38	0.463	18:32:02.483
10 -	46.488	24.808	1:11.296 (2)	99.93	0.075	18:33:13.779

P3 711		Ritchie THORNTON		Kawasaki ZX10R - Team 71		
IDEAL LAP TIME : 1:11.127		BEST LAP TIME : 1:11.227		DIFFERENCE : 0.100		
LAP	SECTOR 1	SECTOR 2	LAP TIME	MPH	DIFF	TIME OF DAY
1 -		25.273	1:18.068	91.26	6.841	18:22:28.666
2 -	47.302	25.122	1:12.424	98.37	1.197	18:23:41.090
3 -	47.475	24.879	1:12.354	98.46	1.127	18:24:53.444
4 -	46.579	24.648	1:11.227 (1)	100.02		18:26:04.671
5 -	46.576	24.704	1:11.280 (3)	99.95	0.053	18:27:15.951
6 -	46.708	24.755	1:11.463	99.69	0.236	18:28:27.414
7 -	46.722	24.927	1:11.649	99.43	0.422	18:29:39.063
8 -	46.922	24.854	1:11.776	99.26	0.549	18:30:50.839
9 -	47.172	24.839	1:12.011	98.93	0.784	18:32:02.850
10 -	46.479	24.762	1:11.241 (2)	100.00	0.014	18:33:14.091

P4 17		Philip BAKER		BMW S1000RR - Dickie Donna and Malcom Sausage J10 elect		
IDEAL LAP TIME : 1:11.401		BEST LAP TIME : 1:11.504		DIFFERENCE : 0.103		
LAP	SECTOR 1	SECTOR 2	LAP TIME	MPH	DIFF	TIME OF DAY
1 -		25.620	1:18.563	90.68	7.059	18:22:29.161
2 -	47.421	25.173	1:12.594	98.14	1.090	18:23:41.755
3 -	47.353	25.169	1:12.522	98.24	1.018	18:24:54.277
4 -	46.922	25.167	1:12.089	98.83	0.585	18:26:06.366
5 -	46.755	25.327	1:12.082	98.84	0.578	18:27:18.448
6 -	47.090	25.143	1:12.233	98.63	0.729	18:28:30.681
7 -	46.890	24.940	1:11.830	99.18	0.326	18:29:42.511
8 -	46.546	25.168	1:11.714 (3)	99.34	0.210	18:30:54.225
9 -	46.536	25.156	1:11.692 (2)	99.37	0.188	18:32:05.917
10 -	46.461	25.043	1:11.504 (1)	99.63		18:33:17.421

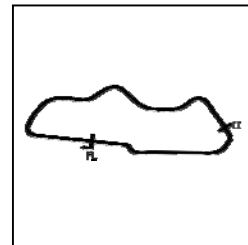
Weather / Track : Cloudy / Dry

Donington Park National
Circuit Length = 1.9790 miles
Start: 18:21 Flag 18:33 End: 18:34

BMCRC - MRO Championships 2020 - Rnd 3 @ Donington Park National

Reactive Parts MRO Powerbikes inc MSS Performance Clubman 1000

RACE 18 - SECTOR ANALYSIS



SECTOR 1 = FL to I1, SECTOR 2 = I1 to FL, DIFF = Difference To Personal Best Lap, P = Crossed Finish Line in Pit Lane, D = Time Disallowed

P5 54		Steve HENEHAN		Ducati PANIGALE V4S - ReactiveParts.com		
IDEAL LAP TIME : 1:11.399		BEST LAP TIME : 1:11.399		DIFFERENCE : 0.000		
LAP	SECTOR 1	SECTOR 2	LAP TIME	MPH	DIFF	TIME OF DAY
1 -		25.563	1:18.773	90.44	7.374	18:22:29.371
2 -	47.351	25.330	1:12.681	98.02	1.282	18:23:42.052
3 -	47.492	25.230	1:12.722	97.97	1.323	18:24:54.774
4 -	46.804	25.295	1:12.099	98.81	0.700	18:26:06.873
5 -	47.002	25.225	1:12.227	98.64	0.828	18:27:19.100
6 -	46.777	25.060	1:11.837 (3)	99.17	0.438	18:28:30.937
7 -	46.853	25.219	1:12.072	98.85	0.673	18:29:43.009
8 -	46.831	25.287	1:12.118	98.79	0.719	18:30:55.127
9 -	46.538	24.983	1:11.521 (2)	99.61	0.122	18:32:06.648
10 -	46.473	24.926	1:11.399 (1)	99.78		18:33:18.047

P6 30		Ryan GIBSON		Kawasaki ZX10R - GIBSON MOTORS		
IDEAL LAP TIME : 1:11.665		BEST LAP TIME : 1:11.706		DIFFERENCE : 0.041		
LAP	SECTOR 1	SECTOR 2	LAP TIME	MPH	DIFF	TIME OF DAY
1 -		25.756	1:18.292	91.00	6.586	18:22:28.890
2 -	47.557	25.082	1:12.639	98.08	0.933	18:23:41.529
3 -	47.438	25.095	1:12.533	98.22	0.827	18:24:54.062
4 -	46.911	25.285	1:12.196	98.68	0.490	18:26:06.258
5 -	46.716	25.164	1:11.880 (2)	99.11	0.174	18:27:18.138
6 -	47.272	25.058	1:12.330	98.50	0.624	18:28:30.468
7 -	46.913	25.343	1:12.256	98.60	0.550	18:29:42.724
8 -	46.949	25.038	1:11.987 (3)	98.97	0.281	18:30:54.711
9 -	46.757	24.949	1:11.706 (1)	99.35		18:32:06.417
10 -	47.401	25.098	1:12.499	98.27	0.793	18:33:18.916

P7 69		Bob COLLINS		Suzuki GSXR 1000 - FWR.co.uk		
IDEAL LAP TIME : 1:12.121		BEST LAP TIME : 1:12.121		DIFFERENCE : 0.000		
LAP	SECTOR 1	SECTOR 2	LAP TIME	MPH	DIFF	TIME OF DAY
1 -		26.036	1:19.454	89.67	7.333	18:22:30.052
2 -	47.549	25.327	1:12.876	97.76	0.755	18:23:42.928
3 -	47.301	25.180	1:12.481	98.29	0.360	18:24:55.409
4 -	47.437	24.986	1:12.423	98.37	0.302	18:26:07.832
5 -	47.205	24.986	1:12.191 (2)	98.69	0.070	18:27:20.023
6 -	47.480	24.997	1:12.477	98.30	0.356	18:28:32.500
7 -	47.150	24.971	1:12.121 (1)	98.78		18:29:44.621
8 -	47.564	24.974	1:12.538	98.21	0.417	18:30:57.159
9 -	47.226	24.979	1:12.205 (3)	98.67	0.084	18:32:09.364
10 -	47.181	25.102	1:12.283	98.56	0.162	18:33:21.647

P8 44		Nicky WILSON		Suzuki GSXR 1000 - Demon GP/Haslemere Motorcycles		
IDEAL LAP TIME : 1:11.905		BEST LAP TIME : 1:12.090		DIFFERENCE : 0.185		
LAP	SECTOR 1	SECTOR 2	LAP TIME	MPH	DIFF	TIME OF DAY
1 -		25.729	1:19.529	89.58	7.439	18:22:30.127
2 -	47.722	25.225	1:12.947	97.66	0.857	18:23:43.074
3 -	47.363	25.303	1:12.666	98.04	0.576	18:24:55.740
4 -	47.431	24.933	1:12.364	98.45	0.274	18:26:08.104
5 -	47.109	25.273	1:12.382	98.43	0.292	18:27:20.486
6 -	47.195	25.051	1:12.246 (2)	98.61	0.156	18:28:32.732
7 -	47.006	25.368	1:12.374	98.44	0.284	18:29:45.106
8 -	47.377	25.015	1:12.392	98.41	0.302	18:30:57.498
9 -	47.138	25.223	1:12.361 (3)	98.45	0.271	18:32:09.859
10 -	46.972	25.118	1:12.090 (1)	98.82		18:33:21.949

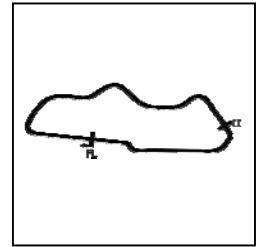
Weather / Track : Cloudy / Dry

Donington Park National
Circuit Length = 1.9790 miles
Start: 18:21 Flag 18:33 End: 18:34

BMCRC - MRO Championships 2020 - Rnd 3 @ Donington Park National

Reactive Parts MRO Powerbikes inc MSS Performance Clubman 1000

RACE 18 - SECTOR ANALYSIS



SECTOR 1 = FL to I1, SECTOR 2 = I1 to FL, DIFF = Difference To Personal Best Lap, P = Crossed Finish Line in Pit Lane, D = Time Disallowed

P9 98		Rick DICKINSON		BMW S1000RR - MotorcycleRaceParts.co.uk		
IDEAL LAP TIME : 1:11.804		BEST LAP TIME : 1:11.804		DIFFERENCE : 0.000		
LAP	SECTOR 1	SECTOR 2	LAP TIME	MPH	DIFF	TIME OF DAY
1 -		25.807	1:19.108	90.06	7.304	18:22:29.706
2 -	47.473	25.440	1:12.913	97.71	1.109	18:23:42.619
3 -	47.339	25.330	1:12.669	98.04	0.865	18:24:55.288
4 -	48.196	25.390	1:13.586	96.82	1.782	18:26:08.874
5 -	46.810	24.994	1:11.804 (1)	99.22		18:27:20.678
6 -	47.189	25.424	1:12.613	98.11	0.809	18:28:33.291
7 -	46.887	25.262	1:12.149 (2)	98.74	0.345	18:29:45.440
8 -	47.369	25.110	1:12.479	98.29	0.675	18:30:57.919
9 -	46.925	25.286	1:12.211	98.66	0.407	18:32:10.130
10 -	46.850	25.355	1:12.205 (3)	98.67	0.401	18:33:22.335

P10 72		Michael O'BRIEN		Yamaha R1 -		
IDEAL LAP TIME : 1:11.202		BEST LAP TIME : 1:11.203		DIFFERENCE : 0.001		
LAP	SECTOR 1	SECTOR 2	LAP TIME	MPH	DIFF	TIME OF DAY
1 -		26.078	1:24.338	84.47	13.135	18:22:34.936
2 -	49.373	25.881	1:15.254	94.67	4.051	18:23:50.190
3 -	47.815	26.106	1:13.921	96.38	2.718	18:25:04.111
4 -	48.043	25.689	1:13.732	96.62	2.529	18:26:17.843
5 -	46.519	25.021	1:11.540 (3)	99.58	0.337	18:27:29.383
6 -	46.323	24.880	1:11.203 (1)	100.06		18:28:40.586
7 -	47.513	25.158	1:12.671	98.03	1.468	18:29:53.257
8 -	47.850	25.165	1:13.015	97.57	1.812	18:31:06.272
9 -	47.248	24.990	1:12.238	98.62	1.035	18:32:18.510
10 -	46.561	24.879	1:11.440 (2)	99.72	0.237	18:33:29.950

P11 16		Glenn WALSH		BMW S1000RR - Walters Medical		
IDEAL LAP TIME : 1:11.724		BEST LAP TIME : 1:11.724		DIFFERENCE : 0.000		
LAP	SECTOR 1	SECTOR 2	LAP TIME	MPH	DIFF	TIME OF DAY
1 -		25.666	1:17.466	91.97	5.742	18:22:28.064
2 -	46.912	32.465	1:19.377	89.75	7.653	18:23:47.441
3 -	49.831	25.920	1:15.751	94.05	4.027	18:25:03.192
4 -	47.218	25.686	1:12.904	97.72	1.180	18:26:16.096
5 -	46.976	25.348	1:12.324 (2)	98.51	0.600	18:27:28.420
6 -	46.855	24.869	1:11.724 (1)	99.33		18:28:40.144
7 -	47.727	25.117	1:12.844	97.80	1.120	18:29:52.988
8 -	47.580	25.241	1:12.821	97.83	1.097	18:31:05.809
9 -	47.414	25.335	1:12.749 (3)	97.93	1.025	18:32:18.558
10 -	47.602	25.454	1:13.056	97.52	1.332	18:33:31.614

P12 71		Tom NORTON		Suzuki GSXR 1000 - Mike Newman Haulage		
IDEAL LAP TIME : 1:12.472		BEST LAP TIME : 1:12.644		DIFFERENCE : 0.172		
LAP	SECTOR 1	SECTOR 2	LAP TIME	MPH	DIFF	TIME OF DAY
1 -		26.336	1:20.723	88.26	8.079	18:22:31.321
2 -	48.729	25.401	1:14.130	96.11	1.486	18:23:45.451
3 -	48.279	25.732	1:14.011	96.26	1.367	18:24:59.462
4 -	48.050	25.558	1:13.608	96.79	0.964	18:26:13.070
5 -	47.922	25.526	1:13.448	97.00	0.804	18:27:26.518
6 -	47.887	25.416	1:13.303	97.19	0.659	18:28:39.821
7 -	47.735	25.252	1:12.987 (3)	97.61	0.343	18:29:52.808
8 -	48.075	25.302	1:13.377	97.09	0.733	18:31:06.185
9 -	47.832	25.146	1:12.978 (2)	97.62	0.334	18:32:19.163
10 -	47.326	25.318	1:12.644 (1)	98.07		18:33:31.807

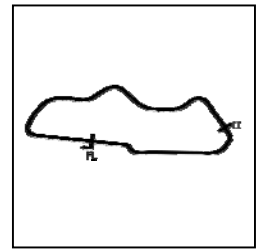
Weather / Track : Cloudy / Dry

Donington Park National
Circuit Length = 1.9790 miles
Start: 18:21 Flag 18:33 End: 18:34

BMCRC - MRO Championships 2020 - Rnd 3 @ Donington Park National

Reactive Parts MRO Powerbikes inc MSS Performance Clubman 1000

RACE 18 - SECTOR ANALYSIS



SECTOR 1 = FL to I1, SECTOR 2 = I1 to FL, DIFF = Difference To Personal Best Lap, P = Crossed Finish Line in Pit Lane, D = Time Disallowed

P13 143		Steve PALMER		Suzuki GSXR1000 K6 - K6/Mk1 Transit racing		
IDEAL LAP TIME : 1:12.788		BEST LAP TIME : 1:12.892		DIFFERENCE : 0.104		
LAP	SECTOR 1	SECTOR 2	LAP TIME	MPH	DIFF	TIME OF DAY
1 -		26.041	1:22.434	86.42	9.542	18:22:33.032
2 -	48.061	25.955	1:14.016	96.25	1.124	18:23:47.048
3 -	49.005	26.518	1:15.523	94.33	2.631	18:25:02.571
4 -	48.306	25.575	1:13.881	96.43	0.989	18:26:16.452
5 -	47.674	26.767	1:14.441	95.70	1.549	18:27:30.893
6 -	47.664	25.520	1:13.184	97.35	0.292	18:28:44.077
7 -	47.629	25.347	1:12.976 (2)	97.62	0.084	18:29:57.053
8 -	47.693	25.870	1:13.563	96.85	0.671	18:31:10.616
9 -	47.679	25.213	1:12.892 (1)	97.74		18:32:23.508
10 -	47.575	25.491	1:13.066 (3)	97.50	0.174	18:33:36.574

P14 188		John BUTLER		Kawasaki ZX10 RR - Butler-Hills Ltd		
IDEAL LAP TIME : 1:13.074		BEST LAP TIME : 1:13.076		DIFFERENCE : 0.002		
LAP	SECTOR 1	SECTOR 2	LAP TIME	MPH	DIFF	TIME OF DAY
1 -		25.801	1:19.826	89.25	6.750	18:22:30.424
2 -	48.564	27.512	1:16.076	93.65	3.000	18:23:46.500
3 -	49.489	26.023	1:15.512	94.35	2.436	18:25:02.012
4 -	48.238	25.929	1:14.167	96.06	1.091	18:26:16.179
5 -	47.677	25.399	1:13.076 (1)	97.49		18:27:29.255
6 -	48.017	25.397	1:13.414 (2)	97.04	0.338	18:28:42.669
7 -	48.111	25.448	1:13.559 (3)	96.85	0.483	18:29:56.228
8 -	48.398	25.644	1:14.042	96.22	0.966	18:31:10.270
9 -	48.493	25.489	1:13.982	96.30	0.906	18:32:24.252
10 -	48.673	25.781	1:14.454	95.69	1.378	18:33:38.706

P15 177 C		Ryan WARRINGTON		Kawasaki ZX10R - RWarrington Carpentry		
IDEAL LAP TIME : 1:12.573		BEST LAP TIME : 1:12.573		DIFFERENCE : 0.000		
LAP	SECTOR 1	SECTOR 2	LAP TIME	MPH	DIFF	TIME OF DAY
1 -		26.722	1:23.113	85.72	10.540	18:22:33.711
2 -	49.551	26.165	1:15.716	94.09	3.143	18:23:49.427
3 -	48.330	26.289	1:14.619	95.48	2.046	18:25:04.046
4 -	48.471	26.160	1:14.631	95.46	2.058	18:26:18.677
5 -	48.171	25.539	1:13.710	96.65	1.137	18:27:32.387
6 -	47.940	25.586	1:13.526 (3)	96.89	0.953	18:28:45.913
7 -	47.401	25.580	1:12.981 (2)	97.62	0.408	18:29:58.894
8 -	47.371	25.202	1:12.573 (1)	98.17		18:31:11.467
9 -	47.589	25.940	1:13.529	96.89	0.956	18:32:24.996
10 -	48.064	25.706	1:13.770	96.57	1.197	18:33:38.766

P16 88 C		Scott HALLIDAY		Suzuki GSXR 1000 - Performance fitness gym		
IDEAL LAP TIME : 1:12.927		BEST LAP TIME : 1:12.965		DIFFERENCE : 0.038		
LAP	SECTOR 1	SECTOR 2	LAP TIME	MPH	DIFF	TIME OF DAY
1 -		26.091	1:20.715	88.26	7.750	18:22:31.313
2 -	48.180	27.759	1:15.939	93.82	2.974	18:23:47.252
3 -	48.901	27.860	1:16.761	92.81	3.796	18:25:04.013
4 -	47.659	26.562	1:14.221	95.99	1.256	18:26:18.234
5 -	47.426	25.631	1:13.057 (2)	97.52	0.092	18:27:31.291
6 -	47.529	25.682	1:13.211 (3)	97.31	0.246	18:28:44.502
7 -	47.451	25.514	1:12.965 (1)	97.64		18:29:57.467
8 -	47.651	25.635	1:13.286	97.21	0.321	18:31:10.753
9 -	48.317	30.263	1:18.580	90.66	5.615	18:32:29.333
10 -	48.054	25.501	1:13.555	96.86	0.590	18:33:42.888

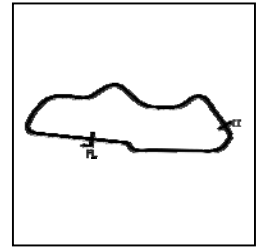
Weather / Track : Cloudy / Dry

Donington Park National
Circuit Length = 1.9790 miles
Start: 18:21 Flag 18:33 End: 18:34

BMCRC - MRO Championships 2020 - Rnd 3 @ Donington Park National

Reactive Parts MRO Powerbikes inc MSS Performance Clubman 1000

RACE 18 - SECTOR ANALYSIS



SECTOR 1 = FL to I1, SECTOR 2 = I1 to FL, DIFF = Difference To Personal Best Lap, P = Crossed Finish Line in Pit Lane, D = Time Disallowed

P17 83 C		Jason SIGGS		Yamaha R1 - J Siggs Construction		
IDEAL LAP TIME : 1:13.928		BEST LAP TIME : 1:14.078		DIFFERENCE : 0.150		
LAP	SECTOR 1	SECTOR 2	LAP TIME	MPH	DIFF	TIME OF DAY
1 -		26.229	1:21.863	87.03	7.785	18:22:32.461
2 -	48.842	26.036	1:14.878	95.15	0.800	18:23:47.339
3 -	49.387	26.309	1:15.696	94.12	1.618	18:25:03.035
4 -	48.365	26.535	1:14.900	95.12	0.822	18:26:17.935
5 -	48.366	25.915	1:14.281 (3)	95.91	0.203	18:27:32.216
6 -	48.702	25.620	1:14.322	95.86	0.244	18:28:46.538
7 -	48.334	25.744	1:14.078 (1)	96.17		18:30:00.616
8 -	48.308	25.881	1:14.189 (2)	96.03	0.111	18:31:14.805
9 -	48.747	25.952	1:14.699	95.37	0.621	18:32:29.504
10 -	48.858	25.822	1:14.680	95.40	0.602	18:33:44.184

P18 35 C		Robert CRESSWELL		Kawasaki ZX10R - ODDJOBROB Racing		
IDEAL LAP TIME : 1:14.086		BEST LAP TIME : 1:14.104		DIFFERENCE : 0.018		
LAP	SECTOR 1	SECTOR 2	LAP TIME	MPH	DIFF	TIME OF DAY
1 -		26.201	1:21.098	87.85	6.994	18:22:31.696
2 -	48.770	26.392	1:15.162	94.79	1.058	18:23:46.858
3 -	49.606	27.263	1:16.869	92.68	2.765	18:25:03.727
4 -	48.538	26.337	1:14.875	95.15	0.771	18:26:18.602
5 -	48.122	25.982	1:14.104 (1)	96.14		18:27:32.706
6 -	48.685	26.125	1:14.810 (3)	95.23	0.706	18:28:47.516
7 -	48.604	26.059	1:14.663 (2)	95.42	0.559	18:30:02.179
8 -	49.591	25.964	1:15.555	94.29	1.451	18:31:17.734
9 -	49.135	26.326	1:15.461	94.41	1.357	18:32:33.195
10 -	49.173	26.191	1:15.364	94.53	1.260	18:33:48.559

P19 8		John COUGHLAN		APRILIA RSV4RF - BIKERSWORLD		
IDEAL LAP TIME : 1:13.907		BEST LAP TIME : 1:13.907		DIFFERENCE : 0.000		
LAP	SECTOR 1	SECTOR 2	LAP TIME	MPH	DIFF	TIME OF DAY
1 -		26.519	1:23.350	85.47	9.443	18:22:33.948
2 -	50.156	26.560	1:16.716	92.87	2.809	18:23:50.664
3 -	49.986	26.350	1:16.336	93.33	2.429	18:25:07.000
4 -	49.881	26.112	1:15.993	93.75	2.086	18:26:22.993
5 -	48.128	25.779	1:13.907 (1)	96.40		18:27:36.900
6 -	48.246	25.831	1:14.077 (2)	96.17	0.170	18:28:50.977
7 -	48.426	25.932	1:14.358	95.81	0.451	18:30:05.335
8 -	48.655	26.126	1:14.781	95.27	0.874	18:31:20.116
9 -	48.233	26.328	1:14.561	95.55	0.654	18:32:34.677
10 -	48.223	26.123	1:14.346 (3)	95.83	0.439	18:33:49.023

P20 24		Alan SMITH		Kawasaki ZX10R - Orwells Mcs		
IDEAL LAP TIME : 1:14.578		BEST LAP TIME : 1:14.642		DIFFERENCE : 0.064		
LAP	SECTOR 1	SECTOR 2	LAP TIME	MPH	DIFF	TIME OF DAY
1 -		26.386	1:22.554	86.30	7.912	18:22:33.152
2 -	50.188	26.581	1:16.769	92.80	2.127	18:23:49.921
3 -	50.458	26.529	1:16.987	92.54	2.345	18:25:06.908
4 -	49.732	26.232	1:15.964	93.78	1.322	18:26:22.872
5 -	48.715	25.927	1:14.642 (1)	95.45		18:27:37.514
6 -	49.154	26.054	1:15.208 (3)	94.73	0.566	18:28:52.722
7 -	48.651	26.123	1:14.774 (2)	95.28	0.132	18:30:07.496
8 -	49.439	26.220	1:15.659	94.16	1.017	18:31:23.155
9 -	49.740	26.191	1:15.931	93.83	1.289	18:32:39.086
10 -	49.541	27.159	1:16.700	92.88	2.058	18:33:55.786

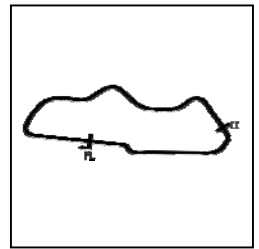
Weather / Track : Cloudy / Dry

Donington Park National
Circuit Length = 1.9790 miles
Start: 18:21 Flag 18:33 End: 18:34

BMCRC - MRO Championships 2020 - Rnd 3 @ Donington Park National

Reactive Parts MRO Powerbikes inc MSS Performance Clubman 1000

RACE 18 - SECTOR ANALYSIS



SECTOR 1 = FL to I1, SECTOR 2 = I1 to FL, DIFF = Difference To Personal Best Lap, P = Crossed Finish Line in Pit Lane, D = Time Disallowed

P21 21		Jack CROUCHER		BMW S1000RR - Trendy lofts			
IDEAL LAP TIME : 1:14.746		BEST LAP TIME : 1:14.783		DIFFERENCE : 0.037			
LAP	SECTOR 1	SECTOR 2	LAP TIME	MPH	DIFF	TIME OF DAY	
1 -		26.202	1:23.213	85.61	8.430	18:22:33.811	
2 -	50.075	26.256	1:16.331	93.33	1.548	18:23:50.142	
3 -	49.984	26.552	1:16.536	93.08	1.753	18:25:06.678	
4 -	50.645	26.120	1:16.765	92.81	1.982	18:26:23.443	
5 -	49.694	26.322	1:16.016	93.72	1.233	18:27:39.459	
6 -	50.466	26.213	1:16.679	92.91	1.896	18:28:56.138	
7 -	50.493	26.628	1:17.121	92.38	2.338	18:30:13.259	
8 -	49.481	25.998	1:15.479 (3)	94.39	0.696	18:31:28.738	
9 -	49.176	25.952	1:15.128 (2)	94.83	0.345	18:32:43.866	
10 -	48.794	25.989	1:14.783 (1)	95.27		18:33:58.649	

P22 229 C		Cecil DINSMORE		Suzuki GSXR 1000 - KnC Motorsport			
IDEAL LAP TIME : 1:14.716		BEST LAP TIME : 1:14.716		DIFFERENCE : 0.000			
LAP	SECTOR 1	SECTOR 2	LAP TIME	MPH	DIFF	TIME OF DAY	
1 -		27.290	1:25.317	83.50	10.601	18:22:35.915	
2 -	49.623	26.720	1:16.343	93.32	1.627	18:23:52.258	
3 -	49.716	26.615	1:16.331	93.33	1.615	18:25:08.589	
4 -	49.602	28.141	1:17.743	91.64	3.027	18:26:26.332	
5 -	48.954	26.414	1:15.368 (3)	94.53	0.652	18:27:41.700	
6 -	48.930	26.438	1:15.368 (3)	94.53	0.652	18:28:57.068	
7 -	49.437	26.722	1:16.159	93.54	1.443	18:30:13.227	
8 -	48.718	26.317	1:15.035 (2)	94.95	0.319	18:31:28.262	
9 -	48.586	26.130	1:14.716 (1)	95.35		18:32:42.978	
10 -	48.908	27.138	1:16.046	93.68	1.330	18:33:59.024	

P23 277 C		Adrian AVERRE		Yamaha R1 - Ryders Alley Racing			
IDEAL LAP TIME : 1:14.755		BEST LAP TIME : 1:14.999		DIFFERENCE : 0.244			
LAP	SECTOR 1	SECTOR 2	LAP TIME	MPH	DIFF	TIME OF DAY	
1 -		26.613	1:25.965	82.87	10.966	18:22:36.563	
2 -	49.450	26.342	1:15.792	94.00	0.793	18:23:52.355	
3 -	50.284	26.072	1:16.356	93.30	1.357	18:25:08.711	
4 -	49.890	26.886	1:16.776	92.79	1.777	18:26:25.487	
5 -	49.363	25.847	1:15.210 (2)	94.72	0.211	18:27:40.697	
6 -	49.957	26.872	1:16.829	92.73	1.830	18:28:57.526	
7 -	50.211	26.167	1:16.378	93.28	1.379	18:30:13.904	
8 -	49.751	25.816	1:15.567	94.28	0.568	18:31:29.471	
9 -	48.939	26.060	1:14.999 (1)	94.99		18:32:44.470	
10 -	49.145	26.091	1:15.236 (3)	94.69	0.237	18:33:59.706	

P24 84 C		Tunc GUNERGUN		Aprilia RSV4 RF - 1 - BIKERSWORLD			
IDEAL LAP TIME : 1:15.402		BEST LAP TIME : 1:15.556		DIFFERENCE : 0.154			
LAP	SECTOR 1	SECTOR 2	LAP TIME	MPH	DIFF	TIME OF DAY	
1 -		27.245	1:24.616	84.19	9.060	18:22:35.214	
2 -	50.034	26.448	1:16.482	93.15	0.926	18:23:51.696	
3 -	49.653	26.858	1:16.511	93.11	0.955	18:25:08.207	
4 -	49.754	26.664	1:16.418	93.23	0.862	18:26:24.625	
5 -	49.241	26.315	1:15.556 (1)	94.29		18:27:40.181	
6 -	50.141	27.075	1:17.216	92.26	1.660	18:28:57.397	
7 -	49.972	26.426	1:16.398	93.25	0.842	18:30:13.795	
8 -	49.493	26.161	1:15.654 (2)	94.17	0.098	18:31:29.449	
9 -	49.410	26.273	1:15.683	94.13	0.127	18:32:45.132	
10 -	49.265	26.416	1:15.681 (3)	94.14	0.125	18:34:00.813	

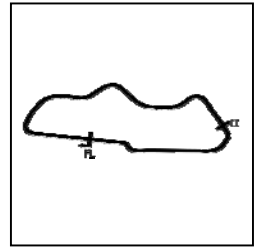
Weather / Track : Cloudy / Dry

Donington Park National
Circuit Length = 1.9790 miles
Start: 18:21 Flag 18:33 End: 18:34

BMCRC - MRO Championships 2020 - Rnd 3 @ Donington Park National

Reactive Parts MRO Powerbikes inc MSS Performance Clubman 1000

RACE 18 - SECTOR ANALYSIS



SECTOR 1 = FL to I1, SECTOR 2 = I1 to FL, DIFF = Difference To Personal Best Lap, P = Crossed Finish Line in Pit Lane, D = Time Disallowed

P25 333		Andrew HOUGHTON		Yamaha R1 - Yamaha UK		
IDEAL LAP TIME : 1:16.714		BEST LAP TIME : 1:16.747		DIFFERENCE : 0.033		
LAP	SECTOR 1	SECTOR 2	LAP TIME	MPH	DIFF	TIME OF DAY
1 -		27.213	1:27.011	81.88	10.264	18:22:37.609
2 -	51.376	26.604	1:17.980	91.36	1.233	18:23:55.589
3 -	51.756	26.559	1:18.315	90.97	1.568	18:25:13.904
4 -	51.024	26.474	1:17.498	91.93	0.751	18:26:31.402
5 -	50.470	26.290	1:16.760 (2)	92.81	0.013	18:27:48.162
6 -	50.464	26.283	1:16.747 (1)	92.83		18:29:04.909
7 -	51.767	26.537	1:18.304	90.98	1.557	18:30:23.213
8 -	50.990	26.250	1:17.240	92.24	0.493	18:31:40.453
9 -	50.878	26.340	1:17.218 (3)	92.26	0.471	18:32:57.671
10 -	50.802	26.559	1:17.361	92.09	0.614	18:34:15.032

P26 129		Gareth MACKEY		Suzuki GSXR 1000 - MSM Contracts		
IDEAL LAP TIME : 1:15.495		BEST LAP TIME : 1:15.797		DIFFERENCE : 0.302		
LAP	SECTOR 1	SECTOR 2	LAP TIME	MPH	DIFF	TIME OF DAY
1 -		28.878	1:29.635	79.48	13.838	18:22:40.233
2 -	53.544	26.426	1:19.970	89.09	4.173	18:24:00.203
3 -	51.325	26.041	1:17.366	92.09	1.569	18:25:17.569
4 -	50.301	26.042	1:16.343 (3)	93.32	0.546	18:26:33.912
5 -	50.263	26.517	1:16.780	92.79	0.983	18:27:50.692
6 -	51.012	26.657	1:17.669	91.73	1.872	18:29:08.361
7 -	50.991	27.297	1:18.288	91.00	2.491	18:30:26.649
8 -	50.084	26.004	1:16.088 (2)	93.63	0.291	18:31:42.737
9 -	50.570	26.313	1:16.883	92.66	1.086	18:32:59.620
10 -	49.491	26.306	1:15.797 (1)	93.99		18:34:15.417

P27 51		Michael HOGARTH		Kawasaki ZX10 RR - WHR Racing		
IDEAL LAP TIME : 1:17.057		BEST LAP TIME : 1:17.102		DIFFERENCE : 0.045		
LAP	SECTOR 1	SECTOR 2	LAP TIME	MPH	DIFF	TIME OF DAY
1 -		27.561	1:26.594	82.27	9.492	18:22:37.192
2 -	51.358	26.921	1:18.279	91.01	1.177	18:23:55.471
3 -	51.360	27.048	1:18.408	90.86	1.306	18:25:13.879
4 -	51.436	27.196	1:18.632	90.60	1.530	18:26:32.511
5 -	50.772	26.908	1:17.680	91.71	0.578	18:27:50.191
6 -	50.958	26.797	1:17.755	91.62	0.653	18:29:07.946
7 -	50.753	26.596	1:17.349 (2)	92.11	0.247	18:30:25.295
8 -	50.461	26.641	1:17.102 (1)	92.40		18:31:42.397
9 -	50.597	26.902	1:17.499 (3)	91.93	0.397	18:32:59.896
10 -	50.689	27.125	1:17.814	91.55	0.712	18:34:17.710

P28 46 C		Simon GATES		Kawasaki ZX10R - Team Kawafati		
IDEAL LAP TIME : 1:16.400		BEST LAP TIME : 1:16.667		DIFFERENCE : 0.267		
LAP	SECTOR 1	SECTOR 2	LAP TIME	MPH	DIFF	TIME OF DAY
1 -		28.487	1:28.024	80.93	11.357	18:22:38.622
2 -	50.823	26.320	1:17.143 (3)	92.35	0.476	18:23:55.765
3 -	52.053	26.317	1:18.370	90.91	1.703	18:25:14.135
4 -	51.574	27.003	1:18.577	90.67	1.910	18:26:32.712
5 -	50.868	26.741	1:17.609	91.80	0.942	18:27:50.321
6 -	51.102	26.782	1:17.884	91.47	1.217	18:29:08.205
7 -	50.847	27.723	1:18.570	90.67	1.903	18:30:26.775
8 -	50.569	26.189	1:16.758 (2)	92.81	0.091	18:31:43.533
9 -	50.211	26.456	1:16.667 (1)	92.92		18:33:00.200
10 -	50.684	26.934	1:17.618	91.79	0.951	18:34:17.818

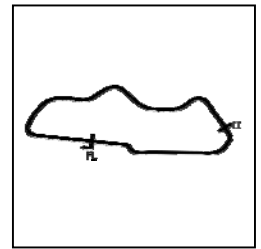
Weather / Track : Cloudy / Dry

Donington Park National
Circuit Length = 1.9790 miles
Start: 18:21 Flag 18:33 End: 18:34

BMCRC - MRO Championships 2020 - Rnd 3 @ Donington Park National

Reactive Parts MRO Powerbikes inc MSS Performance Clubman 1000

RACE 18 - SECTOR ANALYSIS



SECTOR 1 = FL to I1, SECTOR 2 = I1 to FL, DIFF = Difference To Personal Best Lap, P = Crossed Finish Line in Pit Lane, D = Time Disallowed

P29 152		Barry MANTELL		Kawaskai ZX10R - Swedish car connection		
IDEAL LAP TIME : 1:16.146		BEST LAP TIME : 1:16.146		DIFFERENCE : 0.000		
LAP	SECTOR 1	SECTOR 2	LAP TIME	MPH	DIFF	TIME OF DAY
1 -		28.601	1:29.000	80.05	12.854	18:22:39.598
2 -	52.929	26.794	1:19.723	89.36	3.577	18:23:59.321
3 -	50.590	26.924	1:17.514	91.91	1.368	18:25:16.835
4 -	50.196	26.627	1:16.823 (2)	92.74	0.677	18:26:33.658
5 -	50.151	27.318	1:17.469 (3)	91.96	1.323	18:27:51.127
6 -	50.745	26.942	1:17.687	91.70	1.541	18:29:08.814
7 -	50.707	27.331	1:18.038	91.29	1.892	18:30:26.852
8 -	50.636	27.044	1:17.680	91.71	1.534	18:31:44.532
9 -	49.606	26.540	1:16.146 (1)	93.56		18:33:00.678
10 -	50.476	27.097	1:17.573	91.84	1.427	18:34:18.251

P30 9 C		Luke DIXON		BMW S1000RR -		
IDEAL LAP TIME : 1:13.699		BEST LAP TIME : 1:13.699		DIFFERENCE : 0.000		
LAP	SECTOR 1	SECTOR 2	LAP TIME	MPH	DIFF	TIME OF DAY
1 -		26.614	1:21.954	86.93	8.255	18:22:32.552
2 -	52.159	26.374	1:18.533	90.72	4.834	18:23:51.085
3 -	49.839	26.271	1:16.110 (3)	93.60	2.411	18:25:07.195
4 -	50.444	25.964	1:16.408	93.24	2.709	18:26:23.603
5 -	48.413	25.671	1:14.084 (2)	96.16	0.385	18:27:37.687
6 -	48.127	25.572	1:13.699 (1)	96.67		18:28:51.386

P31 36		Joe BALDRY		BMW S1000RR - Chilton Motors		
IDEAL LAP TIME : 1:21.464		BEST LAP TIME : 1:23.497		DIFFERENCE : 2.033		
LAP	SECTOR 1	SECTOR 2	LAP TIME	MPH	DIFF	TIME OF DAY
1 -		27.903	1:28.118	80.85	4.621	18:22:38.716
2 -	55.241	28.256	1:23.497 (1)	85.32		18:24:02.213
3 -	53.561	IN PIT	1:25.649 P	83.18	2.152	18:25:27.862

P32 76		Jason BYARD		Suzuki GSXR - May Construction		
IDEAL LAP TIME :		BEST LAP TIME :		DIFFERENCE :		
LAP	SECTOR 1	SECTOR 2	LAP TIME	MPH	DIFF	TIME OF DAY
1 -		25.781	1:20.044	89.00		18:22:30.642

BMCRC - MRO Championships 2020 - Rnd 3 @ Donington Park National

Reactive Parts MRO Powerbikes inc MSS Performance Clubman 1000

RACE 18 - BEST SECTORS

SECTOR 1			SECTOR 2			IDEAL / BEST COMPARISON						
POS	NO	NAME	TIME	NO	NAME	TIME	POS	NO	NAME	IDEAL	BEST	DIFF
									PERFECT LAP	1:10.970		
1	72	O'BRIEN	46.323	29	BRIDGER	24.647	1	29	BRIDGER	1:11.021	1:11.170	0.149
2	29	BRIDGER	46.374	711	THORNTON	24.648	2	711	THORNTON	1:11.127	1:11.227	0.100
3	17	BAKER	46.461	272	JOHNSON	24.752	3	72	O'BRIEN	1:11.202	1:11.203	0.001
4	272	JOHNSON	46.469	16	WALSH	24.869	4	272	JOHNSON	1:11.221	1:11.221	0.000
5	54	HENECHAN	46.473	72	O'BRIEN	24.879	5	54	HENECHAN	1:11.399	1:11.399	0.000
6	711	THORNTON	46.479	54	HENECHAN	24.926	6	17	BAKER	1:11.401	1:11.504	0.103
7	30	GIBSON	46.716	44	WILSON	24.933	7	30	GIBSON	1:11.665	1:11.706	0.041
8	98	DICKINSON	46.810	17	BAKER	24.940	8	16	WALSH	1:11.724	1:11.724	0.000
9	16	WALSH	46.855	30	GIBSON	24.949	9	98	DICKINSON	1:11.804	1:11.804	0.000
10	44	WILSON	46.972	69	COLLINS	24.971	10	44	WILSON	1:11.905	1:12.090	0.185
11	69	COLLINS	47.150	98	DICKINSON	24.994	11	69	COLLINS	1:12.121	1:12.121	0.000
12	71	NORTON	47.326	71	NORTON	25.146	12	71	NORTON	1:12.472	1:12.644	0.172
13	177	WARRINGTON	47.371	177	WARRINGTON	25.202	13	177	WARRINGTON	1:12.573	1:12.573	0.000
14	88	HALLIDAY	47.426	143	PALMER	25.213	14	143	PALMER	1:12.788	1:12.892	0.104
15	143	PALMER	47.575	188	BUTLER	25.397	15	88	HALLIDAY	1:12.927	1:12.965	0.038
16	188	BUTLER	47.677	88	HALLIDAY	25.501	16	188	BUTLER	1:13.074	1:13.076	0.002
17	35	CRESSWELL	48.122	9	DIXON	25.572	17	9	DIXON	1:13.699	1:13.699	0.000
18	9	DIXON	48.127	83	SIGGS	25.620	18	8	COUGHLAN	1:13.907	1:13.907	0.000
19	8	COUGHLAN	48.128	8	COUGHLAN	25.779	19	83	SIGGS	1:13.928	1:14.078	0.150
20	83	SIGGS	48.308	76	BYARD	25.781	20	35	CRESSWELL	1:14.086	1:14.104	0.018
21	229	DINSMORE	48.586	277	AVERRE	25.816	21	24	SMITH	1:14.578	1:14.642	0.064
22	24	SMITH	48.651	24	SMITH	25.927	22	229	DINSMORE	1:14.716	1:14.716	0.000
23	21	CROUCHER	48.794	21	CROUCHER	25.952	23	21	CROUCHER	1:14.746	1:14.783	0.037
24	277	AVERRE	48.939	35	CRESSWELL	25.964	24	277	AVERRE	1:14.755	1:14.999	0.244
25	84	GUNERGUN	49.241	129	MACKEY	26.004	25	84	GUNERGUN	1:15.402	1:15.556	0.154
26	129	MACKEY	49.491	229	DINSMORE	26.130	26	129	MACKEY	1:15.495	1:15.797	0.302
27	152	MANTELL	49.606	84	GUNERGUN	26.161	27	152	MANTELL	1:16.146	1:16.146	0.000
28	46	GATES	50.211	46	GATES	26.189	28	46	GATES	1:16.400	1:16.667	0.267
29	51	HOGARTH	50.461	333	HOUGHTON	26.250	29	333	HOUGHTON	1:16.714	1:16.747	0.033
30	333	HOUGHTON	50.464	152	MANTELL	26.540	30	51	HOGARTH	1:17.057	1:17.102	0.045
31	36	BALDRY	53.561	51	HOGARTH	26.596	31	36	BALDRY	1:21.464	1:23.497	2.033
32				36	BALDRY	27.903	32	76	BYARD			

Weather / Track : Cloudy / Dry

Results can be found at www.tsl-timing.com

Donington Park National
Circuit Length = 1.9790 miles
Start: 18:21 Flag 18:33 End: 18:34

Printed - 18:35 Saturday, 05 September 2020

BMCRC - MRO Championships 2020 - Rnd 3 @ Donington Park National

Reactive Parts MRO Powerbikes inc MSS Performance Clubman 1000

RACE 18 - STATISTICS

Competitors Started 32
Planned Start 2020-09-05 @ 17:41:00.000
Actual Start 2020-09-05 @ 18:21:10.598
Finish Time 2020-09-05 @ 18:33:10.411
Track Length 1.9790mi.
Total Laps 300
Total Distance Covered 593.7201mi.

Session Fastest Lap History

NO	CL	NAME	LAP TIME	TIME OF DAY	LAP	VEHICLE
29		Mark BRIDGER	1:11.170	18:23:37.120	2	Yamaha R1

Session Leader History

NO	CL	NAME	FROM LAP	LAPS LED	DISTANCE	VEHICLE
29		Mark BRIDGER	1	10	19.75 miles	Yamaha R1

Flag History

TYPE	TIME OF DAY
GREEN	18:21:10.598
FINISH	18:33:10.411

Flag Statistics

TYPE	COUNT	TOTAL LAPS	TOTAL TIME
Green	1	10	13:21.829
Red	0	0	0.000
Safety Car	0	0	0.000
FCY	0	0	0.000

BMCRC - MRO Championships 2020 - Rnd 3 @ Donington Park National

Reactive Parts MRO Powerbikes inc MSS Performance Clubman 1000

RACE 18 - STATISTICS

CLASS :

23 Starters

Fastest Lap History

NO	NAME	LAP TIME	TIME OF DAY	LAP	VEHICLE
29	Mark BRIDGER	1:11.170	18:23:37.120	2	Yamaha R1

Leader History

NO	NAME	FROM LAP	LAPS LED	DISTANCE	VEHICLE
29	Mark BRIDGER	1	10	19.75 miles	Yamaha R1

BMCRC - MRO Championships 2020 - Rnd 3 @ Donington Park National

Reactive Parts MRO Powerbikes inc MSS Performance Clubman 1000

RACE 18 - STATISTICS

CLASS : C

9 Starters

Fastest Lap History

NO	NAME	LAP TIME	TIME OF DAY	LAP	VEHICLE
35	Robert CRESSWELL	1:15.162	18:23:46.861	2	Kawasaki ZX10R
83	Jason SIGGS	1:14.878	18:23:47.359	2	Yamaha R1
177	Ryan WARRINGTON	1:14.619	18:25:04.046	3	Kawasaki ZX10R
88	Scott HALLIDAY	1:14.221	18:26:18.242	4	Suzuki GSXR 1000
88	Scott HALLIDAY	1:13.057	18:27:31.296	5	Suzuki GSXR 1000
88	Scott HALLIDAY	1:12.965	18:29:57.474	7	Suzuki GSXR 1000
177	Ryan WARRINGTON	1:12.573	18:31:11.466	8	Kawasaki ZX10R

Leader History

NO	NAME	FROM LAP	LAPS LED	DISTANCE	VEHICLE
88	Scott HALLIDAY	1	1	1.94 miles	Suzuki GSXR 1000
35	Robert CRESSWELL	2	1	1.97 miles	Kawasaki ZX10R
83	Jason SIGGS	3	2	3.95 miles	Yamaha R1
88	Scott HALLIDAY	5	4	7.91 miles	Suzuki GSXR 1000
177	Ryan WARRINGTON	9	2	3.95 miles	Kawasaki ZX10R

Weather / Track : Cloudy / Dry

Results can be found at www.tsl-timing.com

Page 3 of 3

Donington Park National
Circuit Length = 1.9790 miles
Start: 18:21 Flag 18:33 End: 18:34

Printed - 18:35 Saturday, 05 September 2020

BMCRC - MRO Championships 2020 - Rnd 3 @ Donington Park National

Reactive Parts MRO Powerbikes inc MSS Performance Clubman 1000

RACE 8 - GRID (12 Laps)



ROW 13	39		1:16.747	38	333 Andrew HOUGHTON	37	11 Josh HARVEY
ROW 12	36	10 Hayden PLATTON	35	2 Peter BAKER	34	23 Max SYMONDS	
ROW 11	33	39 Max MORGAN	32	62 Kevin SILVAIN	31	76 Jason BYARD	
ROW 10	30	1:23.497 36 Joe BALDRY	29	1:17.102 51 Michael HOGARTH	28	1:16.667 46 Simon GATES	
ROW 9	27	1:16.146 152 Barry MANTELL	26	1:15.797 129 Gareth MACKEY	25	1:15.556 84 Tunc GUNERGUN	
ROW 8	24	1:14.999 277 Adrian AVERRE	23	1:14.783 21 Jack CROUCHER	22	1:14.716 229 Cecil DINSMORE	
ROW 7	21	1:14.642 24 Alan SMITH	20	1:14.104 35 Robert CRESSWELL	19	1:14.078 83 Jason SIGGS	
ROW 6	18	1:13.907 8 John COUGHLAN	17	1:13.699 9 Luke DIXON	16	1:13.076 188 John BUTLER	
ROW 5	15	1:12.965 88 Scott HALLIDAY	14	1:12.892 143 Steve PALMER	13	1:12.644 71 Tom NORTON	
ROW 4	12	1:12.573 177 Ryan WARRINGTON	11	1:12.121 69 Bob COLLINS	10	1:12.090 44 Nicky WILSON	
ROW 3	9	1:11.804 98 Rick DICKINSON	8	1:11.724 16 Glenn WALSH	7	1:11.706 30 Ryan GIBSON	
ROW 2	6	1:11.504 17 Philip BAKER	5	1:11.399 54 Steve HENEGHAN	4	1:11.227 711 Ritchie THORNTON	
ROW 1	3	1:11.221 272 Daniel JOHNSON	2	1:11.203 72 Michael O'BRIEN	1	1:11.170 29 Mark BRIDGER	Pole

Donington Park National
Circuit Length = 1.9790 miles

These results are provisional until the conclusion of any judicial and technical matters.

Clerk Of Course :	Steward :	Timekeeper :
-------------------	-----------	--------------

Results can be found at www.tsl-timing.com

Printed - 18:37 Saturday, 05 September 2020



BMCRC - MRO Championships 2020 - Rnd 3 @ Donington Park National

Reactive Parts MRO Powerbikes inc MSS Performance Clubman 1000

RACE 8 - CLASSIFICATION



POS	NO	CL	PIC NAME	ENTRY	LAPS	TIME	GAP	DIFF	MPH	BEST	ON
1	29		1 Mark BRIDGER	Yamaha R1 - Moremoto	10	11:51.397			99.95	1:10.250	3
2	272		2 Daniel JOHNSON	BMW S1000 RR -	10	11:54.710	3.313	3.313	99.49	1:10.560	8
3	30		3 Ryan GIBSON	Kawasaki ZX10R - GIBSON MOTORS	10	11:55.195	3.798	0.485	99.42	1:10.638	8
4	72		4 Michael O'BRIEN	Yamaha R1 -	10	11:56.110	4.713	0.915	99.30	1:10.664	3
5	711		5 Ritchie THORNTON	Kawasaki ZX10R - Team 71	10	12:02.078	10.681	5.968	98.47	1:11.079	6
6	69		6 Bob COLLINS	Suzuki GSXR 1000 - FWR.co.uk	10	12:02.975	11.578	0.897	98.35	1:11.436	8
7	16		7 Glenn WALSH	BMW S1000RR - Walters Medical	10	12:03.483	12.086	0.508	98.28	1:10.774	3
8	44		8 Nicky WILSON	Suzuki GSXR 1000 - Demon GP/Haslemere Motorc	10	12:03.808	12.411	0.325	98.24	1:11.503	9
9	71		9 Tom NORTON	Suzuki GSXR 1000 - Mike Newman Haulage	10	12:05.355	13.958	1.547	98.03	1:11.360	8
10	98		10 Rick DICKINSON	BMW S1000RR - MotorcycleRaceParts.co.uk	10	12:07.159	15.762	1.804	97.79	1:11.331	4
11	188		11 John BUTLER	Kawasaki ZX10 RR - Butler-Hills Ltd	10	12:07.237	15.840	0.078	97.78	1:11.750	3
12	17		12 Philip BAKER	BMW S1000RR - Dickie Donna and Malcom Sausa	10	12:07.775	16.378	0.538	97.70	1:11.192	6
13	23		13 Max SYMONDS	BMW S1000RR - J&C Symonds LTD	10	12:13.159	21.762	5.384	96.99	1:11.786	7
14	177	C	1 Ryan WARRINGTON	Kawasaki ZX10R - RWarrington Carpentry	10	12:17.344	25.947	4.185	96.44	1:12.554	8
15	88	C	2 Scott HALLIDAY	Suzuki GSXR 1000 - Performance fitness gym	10	12:17.876	26.479	0.532	96.37	1:12.474	8
16	9	C	3 Luke DIXON	BMW S1000RR -	10	12:25.502	34.105	7.626	95.38	1:12.550	6
17	83	C	4 Jason SIGGS	Yamaha R1 - J Siggs Construction	10	12:26.715	35.318	1.213	95.23	1:13.185	4
18	8		14 John COUGHLAN	APRILIA RSV4RF - BIKERSWORLD	10	12:29.481	38.084	2.766	94.87	1:13.339	9
19	24		15 Alan SMITH	Kawasaki ZX10R - Orwells Mcs	10	12:32.755	41.358	3.274	94.46	1:14.250	3
20	35	C	5 Robert CRESSWELL	Kawasaki ZX10R - ODDJOBROB Racing	10	12:32.949	41.552	0.194	94.44	1:14.129	4
21	21		16 Jack CROUCHER	BMW S1000RR - Trendy lofts	10	12:36.733	45.336	3.784	93.96	1:13.418	8
22	46	C	6 Simon GATES	Kawasaki ZX10R - Team Kawafati	10	12:41.569	50.172	4.836	93.37	1:14.844	10
23	84	C	7 Tunc GUNERGUN	Aprilia RSV4 RF - 1 - BIKERSWORLD	10	12:42.156	50.759	0.587	93.30	1:15.107	3
24	277	C	8 Adrian AVERRE	Yamaha R1 - Ryders Alley Racing	10	12:47.370	55.973	5.214	92.66	1:15.259	10
25	229	C	9 Cecil DINSMORE	Suzuki GSXR 1000 - KnC Motorsport	10	12:47.430	56.033	0.060	92.65	1:15.434	9
26	152		17 Barry MANTELL	Kawaskai ZX10R - Swedish car connection	10	12:49.198	57.801	1.768	92.44	1:15.008	7
27	333		18 Andrew HOUGHTON	Yamaha R1 - Yamaha UK	10	12:50.396	58.999	1.198	92.30	1:15.405	10
28	129		19 Gareth MACKEY	Suzuki GSXR 1000 - MSM Contracts	10	12:51.010	59.613	0.614	92.22	1:15.747	4

NOT CLASSIFIED

DNF	97		Chris PLATT	Kawasaki ZX10 - adss ltd	8	10:04.400	2 Laps	2 Laps	94.07	1:12.495	2
-----	----	--	-------------	--------------------------	---	-----------	--------	--------	-------	----------	---

FASTEST LAP

	29		Mark BRIDGER	Yamaha R1 - Moremoto	3	1:10.250			101.41 mph	163.21 kph	
	88	C	Scott HALLIDAY	Suzuki GSXR 1000 - Performance fitness gym	8	1:12.474			98.30 mph	158.20 kph	

Class - 92.5% of Race Speed = 92.45 mph
 Class C - 92.5% of Race Speed = 89.20 mph

Weather / Track : Cloudy / Dry

These results are provisional until the conclusion of any judicial and technical matters.

Donington Park National
 Circuit Length = 1.9790 miles
 Start: 12:12 Flag 12:24 End: 12:25

Clerk Of Course :	Steward :	Timekeeper :
-------------------	-----------	--------------

Results can be found at www.tsl-timing.com

Printed - 12:25 Sunday, 06 September 2020



BMCRC - MRO Championships 2020 - Rnd 3 @ Donington Park National

Reactive Parts MRO Powerbikes inc MSS Performance Clubman 1000

RACE 8 - LAP CHART

LAP 1 @ 12:13:24.545			LAP 3 @ 12:15:45.202			LAP 5 @ 12:18:06.285			LAP 7 @ 12:20:27.827			LAP 9 @ 12:22:49.807		
NO	BEHIND	LAP TIME	NO	BEHIND	LAP TIME	NO	BEHIND	LAP TIME	NO	BEHIND	LAP TIME	NO	BEHIND	LAP TIME
29		1:14.665	29		1:10.250	29		1:10.599	29		1:10.974	29		1:11.177
711	0.611	1:15.276	72	2.014	1:10.664	72	2.945	1:11.283	72	3.812	1:11.151	272	3.909	1:11.037
72	0.846	1:15.511	711	3.235	1:11.674	272	4.107	1:11.005	272	4.292	1:10.909	30	4.283	1:11.046
272	1.094	1:15.759	272	3.365	1:11.638	30	4.316	1:10.684	30	4.579	1:11.087	72	4.713	1:11.676
30	1.518	1:16.183	30	3.478	1:11.373	711	5.710	1:11.460	711	6.659	1:11.412	711	8.005	1:11.790
69	2.418	1:17.083	188	5.709	1:11.750	16	8.307	1:11.329	16	9.837	1:11.797	69	11.527	1:11.508
188	2.619	1:17.284	44	6.211	1:11.829	44	8.810	1:11.911	69	10.563	1:11.687	16	11.879	1:12.092
44	3.152	1:17.817	69	6.418	1:12.341	188	8.878	1:12.175	44	10.802	1:12.026	44	12.195	1:11.503
71	4.206	1:18.871	16	6.723	1:10.774	69	8.965	1:11.691	71	12.519	1:12.157	71	13.397	1:11.498
98	4.775	1:19.440	71	7.843	1:12.016	71	10.541	1:11.734	188	12.700	1:12.763	188	14.882	1:11.813
16	5.192	1:19.857	98	9.222	1:12.257	98	11.018	1:11.548	17	12.847	1:11.665	98	15.163	1:11.942
177	5.497	1:20.162	17	9.407	1:11.630	17	11.532	1:11.960	98	12.918	1:11.824	17	15.273	1:11.925
88	5.893	1:20.558	97	11.165	1:12.702	23	16.681	1:12.178	23	18.890	1:11.786	23	21.347	1:12.014
17	6.084	1:20.749	177	11.599	1:13.235	177	17.046	1:13.110	177	21.165	1:12.575	88	24.669	1:12.570
35	6.413	1:21.078	88	12.305	1:13.486	88	17.399	1:12.960	88	21.605	1:12.709	177	24.721	1:12.982
97	6.625	1:21.290	23	13.648	1:12.429	97	19.158	1:16.493	97	25.167	1:13.752	9	32.315	1:13.689
83	6.897	1:21.562	83	14.219	1:13.850	83	20.044	1:13.723	83	26.086	1:13.641	83	32.787	1:14.358
24	7.052	1:21.717	35	14.775	1:14.326	35	22.662	1:14.841	9	26.869	1:13.176	8	36.157	1:13.339
23	7.762	1:22.427	24	14.905	1:14.250	9	22.685	1:13.975	35	30.462	1:14.422	35	37.947	1:14.455
8	8.056	1:22.721	8	15.584	1:14.091	24	22.714	1:14.403	24	30.901	1:14.978	24	38.300	1:14.304
9	8.366	1:23.031	9	15.697	1:13.661	8	23.047	1:14.122	8	30.974	1:14.784	21	41.950	1:13.770
46	8.509	1:23.174	46	18.287	1:15.242	46	28.288	1:15.451	21	36.742	1:14.027	46	46.798	1:15.294
84	9.069	1:23.734	84	19.118	1:15.107	84	28.803	1:15.218	46	38.139	1:15.933	84	47.118	1:15.108
229	9.696	1:24.361	21	22.130	1:15.011	21	28.962	1:14.296	84	38.620	1:15.491	229	52.028	1:15.434
277	9.768	1:24.433	229	22.213	1:16.623	229	32.734	1:15.656	277	42.190	1:15.291	277	52.184	1:16.042
152	9.953	1:24.618	152	22.330	1:15.975	277	32.900	1:15.657	229	42.278	1:15.575	152	53.228	1:16.074
129	10.231	1:24.896	277	22.433	1:15.731	152	33.538	1:15.854	152	42.843	1:15.008	129	55.051	1:16.219
333	10.570	1:25.235	129	23.465	1:16.623	129	34.697	1:16.568	129	44.868	1:15.766	333	55.064	1:16.174
21	13.285	1:27.950	333	23.878	1:17.091	333	34.936	1:16.335	333	45.020	1:15.821			

LAP 2 @ 12:14:34.952			LAP 4 @ 12:16:55.686			LAP 6 @ 12:19:16.853			LAP 8 @ 12:21:38.630			LAP 10 @ 12:24:01.277		
NO	BEHIND	LAP TIME	NO	BEHIND	LAP TIME	NO	BEHIND	LAP TIME	NO	BEHIND	LAP TIME	NO	BEHIND	LAP TIME
29		1:10.407	29		1:10.484	29		1:10.568	29		1:10.803	29		1:11.470
72	1.600	1:11.161	72	2.261	1:10.731	72	3.635	1:11.258	272	4.049	1:10.560	272	3.313	1:10.874
711	1.811	1:11.607	272	3.701	1:10.820	272	4.357	1:10.818	72	4.214	1:11.205	30	3.798	1:10.985
272	1.977	1:11.290	30	4.231	1:11.237	30	4.466	1:10.718	30	4.414	1:10.638	711	10.681	1:14.146
30	2.355	1:11.244	711	4.849	1:12.098	711	6.221	1:11.079	711	7.392	1:11.536	69	11.578	1:11.521
188	4.209	1:11.997	188	7.302	1:12.077	16	9.014	1:11.275	16	10.964	1:11.930	16	12.086	1:11.677
69	4.327	1:12.316	44	7.498	1:11.771	44	9.750	1:11.508	69	11.196	1:11.436	44	12.411	1:11.686
44	4.632	1:11.887	16	7.577	1:11.338	69	9.850	1:11.453	44	11.869	1:11.870	71	13.958	1:12.031
71	6.077	1:12.278	69	7.873	1:11.939	188	10.911	1:12.601	71	13.076	1:11.360	98	15.762	1:12.069
16	6.199	1:11.414	71	9.406	1:12.047	71	11.336	1:11.363	188	14.246	1:12.349	188	15.840	1:12.428
98	7.215	1:12.847	98	10.069	1:11.331	98	12.068	1:11.618	98	14.398	1:12.283	17	16.378	1:12.575
17	8.027	1:12.350	17	10.171	1:11.248	17	12.156	1:11.192	17	14.525	1:12.481	23	21.762	1:11.885
177	8.614	1:13.524	97	13.264	1:12.583	23	18.078	1:11.965	23	20.510	1:12.423	177	25.947	1:12.696
97	8.713	1:12.495	177	14.535	1:13.420	177	19.564	1:13.086	177	22.916	1:12.554	88	26.479	1:13.280
88	9.069	1:13.583	88	15.038	1:13.217	88	19.870	1:13.039	88	23.276	1:12.474	9	34.105	1:13.260
83	10.619	1:14.129	23	15.102	1:11.938	97	22.389	1:13.799	83	29.606	1:14.323	83	35.318	1:14.001
35	10.699	1:14.693	83	16.920	1:13.185	83	23.419	1:13.943	9	29.803	1:13.737	8	38.084	1:13.397
24	10.905	1:14.260	35	18.420	1:14.129	9	24.667	1:12.550	8	33.995	1:13.824	24	41.358	1:14.528
23	11.469	1:14.114	24	18.910	1:14.489	24	26.897	1:14.751	35	34.669	1:15.010	35	41.552	1:15.075
8	11.743	1:14.094	9	19.309	1:14.096	35	27.014	1:14.920	24	35.173	1:15.075	21	45.336	1:14.856
9	12.286	1:14.327	8	19.524	1:14.424	8	27.164	1:14.685	97	35.650	1:21.286 P	46	50.172	1:14.844
46	13.295	1:15.193	46	23.436	1:15.633	46	33.180	1:15.460	21	39.357	1:13.418	84	50.759	1:15.111
84	14.261	1:15.599	84	24.184	1:15.550	21	33.689	1:15.295	46	42.681	1:15.345	277	55.973	1:15.259
229	15.840	1:16.551	21	25.265	1:13.619	84	34.103	1:15.868	84	43.187	1:15.370	229	56.033	1:15.475
152	16.605	1:17.059	229	27.677	1:15.948	229	37.677	1:15.511	277	47.319	1:15.932	152	57.801	1:16.043
277	16.952	1:17.591	277	27.842	1:15.893	277	37.873	1:15.541	229	47.771	1:16.296	333	58.999	1:15.405
333	17.037	1:16.874	152	28.283	1:16.437	152	38.809	1:15.839	152	48.331	1:16.291	129	59.613	1:16.032
129	17.092	1:17.268	129	28.728	1:15.747	129	40.076	1:15.947	129	50.009	1:15.944			
21	17.369	1:14.491	333	29.200	1:15.806	333	40.173	1:15.805	333	50.067	1:15.850			

Donington Park National
 Circuit Length = 1.9790 miles
 Start: 12:12 Flag 12:24 End: 12:25

Weather / Track : Cloudy / Dry

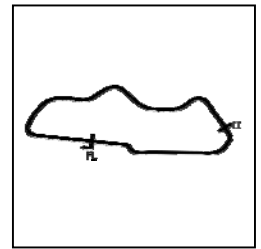
Results can be found at www.tsl-timing.com

Printed - 12:25 Sunday, 06 September 2020

BMCRC - MRO Championships 2020 - Rnd 3 @ Donington Park National

Reactive Parts MRO Powerbikes inc MSS Performance Clubman 1000

RACE 8 - SECTOR ANALYSIS



SECTOR 1 = FL to I1, SECTOR 2 = I1 to FL, DIFF = Difference To Personal Best Lap, P = Crossed Finish Line in Pit Lane, D = Time Disallowed

P1 29		Mark BRIDGER		Yamaha R1 - Moremoto		
IDEAL LAP TIME : 1:10.162		BEST LAP TIME : 1:10.250		DIFFERENCE : 0.088		
LAP	SECTOR 1	SECTOR 2	LAP TIME	MPH	DIFF	TIME OF DAY
1 -		24.771	1:14.665	95.42	4.415	12:13:24.545
2 -	45.984	24.423	1:10.407 (2)	101.19	0.157	12:14:34.952
3 -	45.739	24.511	1:10.250 (1)	101.41		12:15:45.202
4 -	45.877	24.607	1:10.484 (3)	101.08	0.234	12:16:55.686
5 -	45.983	24.616	1:10.599	100.91	0.349	12:18:06.285
6 -	46.026	24.542	1:10.568	100.96	0.318	12:19:16.853
7 -	46.165	24.809	1:10.974	100.38	0.724	12:20:27.827
8 -	46.068	24.735	1:10.803	100.62	0.553	12:21:38.630
9 -	46.328	24.849	1:11.177	100.09	0.927	12:22:49.807
10 -	46.678	24.792	1:11.470	99.68	1.220	12:24:01.277

P2 272		Daniel JOHNSON		BMW S1000 RR -		
IDEAL LAP TIME : 1:10.560		BEST LAP TIME : 1:10.560		DIFFERENCE : 0.000		
LAP	SECTOR 1	SECTOR 2	LAP TIME	MPH	DIFF	TIME OF DAY
1 -		24.771	1:15.759	94.04	5.199	12:13:25.639
2 -	46.642	24.648	1:11.290	99.93	0.730	12:14:36.929
3 -	46.662	24.976	1:11.638	99.45	1.078	12:15:48.567
4 -	46.043	24.777	1:10.820 (3)	100.60	0.260	12:16:59.387
5 -	46.116	24.889	1:11.005	100.34	0.445	12:18:10.392
6 -	46.056	24.762	1:10.818 (2)	100.60	0.258	12:19:21.210
7 -	46.208	24.701	1:10.909	100.47	0.349	12:20:32.119
8 -	45.925	24.635	1:10.560 (1)	100.97		12:21:42.679
9 -	46.239	24.798	1:11.037	100.29	0.477	12:22:53.716
10 -	46.114	24.760	1:10.874	100.52	0.314	12:24:04.590

P3 30		Ryan GIBSON		Kawasaki ZX10R - GIBSON MOTORS		
IDEAL LAP TIME : 1:10.429		BEST LAP TIME : 1:10.638		DIFFERENCE : 0.209		
LAP	SECTOR 1	SECTOR 2	LAP TIME	MPH	DIFF	TIME OF DAY
1 -		24.874	1:16.183	93.51	5.545	12:13:26.063
2 -	46.549	24.695	1:11.244	100.00	0.606	12:14:37.307
3 -	46.587	24.786	1:11.373	99.82	0.735	12:15:48.680
4 -	46.673	24.564	1:11.237	100.01	0.599	12:16:59.917
5 -	45.911	24.773	1:10.684 (2)	100.79	0.046	12:18:10.601
6 -	46.177	24.541	1:10.718 (3)	100.74	0.080	12:19:21.319
7 -	46.569	24.518	1:11.087	100.22	0.449	12:20:32.406
8 -	46.024	24.614	1:10.638 (1)	100.86		12:21:43.044
9 -	46.282	24.764	1:11.046	100.28	0.408	12:22:54.090
10 -	46.251	24.734	1:10.985	100.36	0.347	12:24:05.075

P4 72		Michael O'BRIEN		Yamaha R1 -		
IDEAL LAP TIME : 1:10.571		BEST LAP TIME : 1:10.664		DIFFERENCE : 0.093		
LAP	SECTOR 1	SECTOR 2	LAP TIME	MPH	DIFF	TIME OF DAY
1 -		24.809	1:15.511	94.35	4.847	12:13:25.391
2 -	46.550	24.611	1:11.161	100.12	0.497	12:14:36.552
3 -	45.960	24.704	1:10.664 (1)	100.82		12:15:47.216
4 -	46.119	24.612	1:10.731 (2)	100.72	0.067	12:16:57.947
5 -	46.502	24.781	1:11.283	99.94	0.619	12:18:09.230
6 -	46.517	24.741	1:11.258	99.98	0.594	12:19:20.488
7 -	46.492	24.659	1:11.151 (3)	100.13	0.487	12:20:31.639
8 -	46.267	24.938	1:11.205	100.05	0.541	12:21:42.844
9 -	46.932	24.744	1:11.676	99.40	1.012	12:22:54.520
10 -	46.345	25.125	1:11.470	99.68	0.806	12:24:05.990

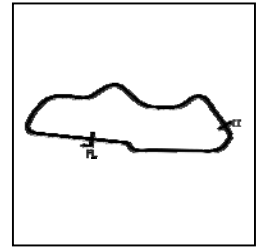
Weather / Track : Cloudy / Dry

Donington Park National
Circuit Length = 1.9790 miles
Start: 12:12 Flag 12:24 End: 12:25

BMCRC - MRO Championships 2020 - Rnd 3 @ Donington Park National

Reactive Parts MRO Powerbikes inc MSS Performance Clubman 1000

RACE 8 - SECTOR ANALYSIS



SECTOR 1 = FL to I1, SECTOR 2 = I1 to FL, DIFF = Difference To Personal Best Lap, P = Crossed Finish Line in Pit Lane, D = Time Disallowed

P5 711		Ritchie THORNTON		Kawasaki ZX10R - Team 71		
IDEAL LAP TIME : 1:11.079		BEST LAP TIME : 1:11.079		DIFFERENCE : 0.000		
LAP	SECTOR 1	SECTOR 2	LAP TIME	MPH	DIFF	TIME OF DAY
1 -		24.927	1:15.276	94.64	4.197	12:13:25.156
2 -	46.587	25.020	1:11.607	99.49	0.528	12:14:36.763
3 -	46.566	25.108	1:11.674	99.40	0.595	12:15:48.437
4 -	47.301	24.797	1:12.098	98.81	1.019	12:17:00.535
5 -	46.523	24.937	1:11.460 (3)	99.70	0.381	12:18:11.995
6 -	46.317	24.762	1:11.079 (1)	100.23		12:19:23.074
7 -	46.510	24.902	1:11.412 (2)	99.76	0.333	12:20:34.486
8 -	46.511	25.025	1:11.536	99.59	0.457	12:21:46.022
9 -	46.491	25.299	1:11.790	99.24	0.711	12:22:57.812
10 -	48.197	25.949	1:14.146	96.08	3.067	12:24:11.958

P6 69		Bob COLLINS		Suzuki GSXR 1000 - FWR.co.uk		
IDEAL LAP TIME : 1:11.393		BEST LAP TIME : 1:11.436		DIFFERENCE : 0.043		
LAP	SECTOR 1	SECTOR 2	LAP TIME	MPH	DIFF	TIME OF DAY
1 -		25.241	1:17.083	92.42	5.647	12:13:26.963
2 -	46.748	25.568	1:12.316	98.52	0.880	12:14:39.279
3 -	47.098	25.243	1:12.341	98.48	0.905	12:15:51.620
4 -	47.147	24.792	1:11.939	99.03	0.503	12:17:03.559
5 -	46.860	24.831	1:11.691	99.37	0.255	12:18:15.250
6 -	46.664	24.789	1:11.453 (2)	99.71	0.017	12:19:26.703
7 -	46.913	24.774	1:11.687	99.38	0.251	12:20:38.390
8 -	46.619	24.817	1:11.436 (1)	99.73		12:21:49.826
9 -	46.691	24.817	1:11.508 (3)	99.63	0.072	12:23:01.334
10 -	46.737	24.784	1:11.521	99.61	0.085	12:24:12.855

P7 16		Glenn WALSH		BMW S1000RR - Walters Medical		
IDEAL LAP TIME : 1:10.773		BEST LAP TIME : 1:10.774		DIFFERENCE : 0.001		
LAP	SECTOR 1	SECTOR 2	LAP TIME	MPH	DIFF	TIME OF DAY
1 -		26.564	1:19.857	89.21	9.083	12:13:29.737
2 -	46.718	24.696	1:11.414	99.76	0.640	12:14:41.151
3 -	46.077	24.697	1:10.774 (1)	100.66		12:15:51.925
4 -	46.547	24.791	1:11.338	99.87	0.564	12:17:03.263
5 -	46.569	24.760	1:11.329 (3)	99.88	0.555	12:18:14.592
6 -	46.216	25.059	1:11.275 (2)	99.95	0.501	12:19:25.867
7 -	46.807	24.990	1:11.797	99.23	1.023	12:20:37.664
8 -	46.762	25.168	1:11.930	99.04	1.156	12:21:49.594
9 -	46.615	25.477	1:12.092	98.82	1.318	12:23:01.686
10 -	46.824	24.853	1:11.677	99.39	0.903	12:24:13.363

P8 44		Nicky WILSON		Suzuki GSXR 1000 - Demon GP/Haslemere Motorcycles		
IDEAL LAP TIME : 1:11.289		BEST LAP TIME : 1:11.503		DIFFERENCE : 0.214		
LAP	SECTOR 1	SECTOR 2	LAP TIME	MPH	DIFF	TIME OF DAY
1 -		25.119	1:17.817	91.55	6.314	12:13:27.697
2 -	46.756	25.131	1:11.887	99.10	0.384	12:14:39.584
3 -	46.856	24.973	1:11.829	99.18	0.326	12:15:51.413
4 -	46.850	24.921	1:11.771	99.26	0.268	12:17:03.184
5 -	46.885	25.026	1:11.911	99.07	0.408	12:18:15.095
6 -	46.540	24.968	1:11.508 (2)	99.63	0.005	12:19:26.603
7 -	47.199	24.827	1:12.026	98.91	0.523	12:20:38.629
8 -	46.991	24.879	1:11.870	99.13	0.367	12:21:50.499
9 -	46.462	25.041	1:11.503 (1)	99.64		12:23:02.002
10 -	46.647	25.039	1:11.686 (3)	99.38	0.183	12:24:13.688

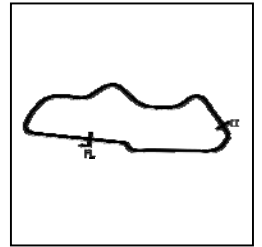
Weather / Track : Cloudy / Dry

Donington Park National
Circuit Length = 1.9790 miles
Start: 12:12 Flag 12:24 End: 12:25

BMCRC - MRO Championships 2020 - Rnd 3 @ Donington Park National

Reactive Parts MRO Powerbikes inc MSS Performance Clubman 1000

RACE 8 - SECTOR ANALYSIS



SECTOR 1 = FL to I1, SECTOR 2 = I1 to FL, DIFF = Difference To Personal Best Lap, P = Crossed Finish Line in Pit Lane, D = Time Disallowed

P9 71 Tom NORTON		Suzuki GSXR 1000 - Mike Newman Haulage				
IDEAL LAP TIME : 1:11.257		BEST LAP TIME : 1:11.360		DIFFERENCE : 0.103		
LAP	SECTOR 1	SECTOR 2	LAP TIME	MPH	DIFF	TIME OF DAY
1 -		25.914	1:18.871	90.33	7.511	12:13:28.751
2 -	47.167	25.111	1:12.278	98.57	0.918	12:14:41.029
3 -	46.834	25.182	1:12.016	98.93	0.656	12:15:53.045
4 -	47.032	25.015	1:12.047	98.88	0.687	12:17:05.092
5 -	46.662	25.072	1:11.734	99.32	0.374	12:18:16.826
6 -	46.612	24.751	1:11.363 (2)	99.83	0.003	12:19:28.189
7 -	46.714	25.443	1:12.157	98.73	0.797	12:20:40.346
8 -	46.506	24.854	1:11.360 (1)	99.84		12:21:51.706
9 -	46.506	24.992	1:11.498 (3)	99.64	0.138	12:23:03.204
10 -	46.778	25.253	1:12.031	98.91	0.671	12:24:15.235

P10 98 Rick DICKINSON		BMW S1000RR - MotorcycleRaceParts.co.uk				
IDEAL LAP TIME : 1:11.299		BEST LAP TIME : 1:11.331		DIFFERENCE : 0.032		
LAP	SECTOR 1	SECTOR 2	LAP TIME	MPH	DIFF	TIME OF DAY
1 -		25.773	1:19.440	89.68	8.109	12:13:29.320
2 -	47.680	25.167	1:12.847	97.80	1.516	12:14:42.167
3 -	46.983	25.274	1:12.257	98.60	0.926	12:15:54.424
4 -	46.359	24.972	1:11.331 (1)	99.88		12:17:05.755
5 -	46.433	25.115	1:11.548 (2)	99.57	0.217	12:18:17.303
6 -	46.678	24.940	1:11.618 (3)	99.48	0.287	12:19:28.921
7 -	46.451	25.373	1:11.824	99.19	0.493	12:20:40.745
8 -	46.849	25.434	1:12.283	98.56	0.952	12:21:53.028
9 -	46.903	25.039	1:11.942	99.03	0.611	12:23:04.970
10 -	46.777	25.292	1:12.069	98.85	0.738	12:24:17.039

P11 188 John BUTLER		Kawasaki ZX10 RR - Butler-Hills Ltd				
IDEAL LAP TIME : 1:11.605		BEST LAP TIME : 1:11.750		DIFFERENCE : 0.145		
LAP	SECTOR 1	SECTOR 2	LAP TIME	MPH	DIFF	TIME OF DAY
1 -		25.212	1:17.284	92.18	5.534	12:13:27.164
2 -	46.698	25.299	1:11.997 (3)	98.95	0.247	12:14:39.161
3 -	46.740	25.010	1:11.750 (1)	99.29		12:15:50.911
4 -	47.152	24.925	1:12.077	98.84	0.327	12:17:02.988
5 -	47.268	24.907	1:12.175	98.71	0.425	12:18:15.163
6 -	47.501	25.100	1:12.601	98.13	0.851	12:19:27.764
7 -	46.923	25.840	1:12.763	97.91	1.013	12:20:40.527
8 -	47.243	25.106	1:12.349	98.47	0.599	12:21:52.876
9 -	46.775	25.038	1:11.813 (2)	99.21	0.063	12:23:04.689
10 -	46.796	25.632	1:12.428	98.36	0.678	12:24:17.117

P12 17 Philip BAKER		BMW S1000RR - Dickie Donna and Malcom Sausage J10 elect				
IDEAL LAP TIME : 1:10.917		BEST LAP TIME : 1:11.192		DIFFERENCE : 0.275		
LAP	SECTOR 1	SECTOR 2	LAP TIME	MPH	DIFF	TIME OF DAY
1 -		29.167	1:20.749	88.23	9.557	12:13:30.629
2 -	47.334	25.016	1:12.350	98.47	1.158	12:14:42.979
3 -	46.355	25.275	1:11.630 (3)	99.46	0.438	12:15:54.609
4 -	46.392	24.856	1:11.248 (2)	99.99	0.056	12:17:05.857
5 -	46.618	25.342	1:11.960	99.00	0.768	12:18:17.817
6 -	46.367	24.825	1:11.192 (1)	100.07		12:19:29.009
7 -	46.092	25.573	1:11.665	99.41	0.473	12:20:40.674
8 -	47.234	25.247	1:12.481	98.29	1.289	12:21:53.155
9 -	46.986	24.939	1:11.925	99.05	0.733	12:23:05.080
10 -	46.798	25.777	1:12.575	98.16	1.383	12:24:17.655

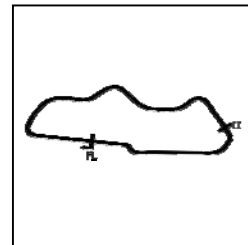
Weather / Track : Cloudy / Dry

Donington Park National
Circuit Length = 1.9790 miles
Start: 12:12 Flag 12:24 End: 12:25

BMCRC - MRO Championships 2020 - Rnd 3 @ Donington Park National

Reactive Parts MRO Powerbikes inc MSS Performance Clubman 1000

RACE 8 - SECTOR ANALYSIS



SECTOR 1 = FL to I1, SECTOR 2 = I1 to FL, DIFF = Difference To Personal Best Lap, P = Crossed Finish Line in Pit Lane, D = Time Disallowed

P13 23		Max SYMONDS		BMW S1000RR - J&C Symonds LTD		
IDEAL LAP TIME : 1:11.679		BEST LAP TIME : 1:11.786		DIFFERENCE : 0.107		
LAP	SECTOR 1	SECTOR 2	LAP TIME	MPH	DIFF	TIME OF DAY
1 -		26.200	1:22.427	86.43	10.641	12:13:32.307
2 -	47.290	26.824	1:14.114	96.13	2.328	12:14:46.421
3 -	47.283	25.146	1:12.429	98.36	0.643	12:15:58.850
4 -	46.587	25.351	1:11.938 (3)	99.03	0.152	12:17:10.788
5 -	46.937	25.241	1:12.178	98.70	0.392	12:18:22.966
6 -	46.871	25.094	1:11.965	99.00	0.179	12:19:34.931
7 -	46.585	25.201	1:11.786 (1)	99.24		12:20:46.717
8 -	47.002	25.421	1:12.423	98.37	0.637	12:21:59.140
9 -	46.705	25.309	1:12.014	98.93	0.228	12:23:11.154
10 -	46.646	25.239	1:11.885 (2)	99.11	0.099	12:24:23.039

P14 177 C		Ryan WARRINGTON		Kawasaki ZX10R - RWarrington Carpentry		
IDEAL LAP TIME : 1:12.458		BEST LAP TIME : 1:12.554		DIFFERENCE : 0.096		
LAP	SECTOR 1	SECTOR 2	LAP TIME	MPH	DIFF	TIME OF DAY
1 -		26.322	1:20.162	88.87	7.608	12:13:30.042
2 -	47.791	25.733	1:13.524	96.90	0.970	12:14:43.566
3 -	47.537	25.698	1:13.235	97.28	0.681	12:15:56.801
4 -	47.996	25.424	1:13.420	97.03	0.866	12:17:10.221
5 -	47.287	25.823	1:13.110	97.45	0.556	12:18:23.331
6 -	47.606	25.480	1:13.086	97.48	0.532	12:19:36.417
7 -	47.148	25.427	1:12.575 (2)	98.16	0.021	12:20:48.992
8 -	47.128	25.426	1:12.554 (1)	98.19		12:22:01.546
9 -	47.588	25.394	1:12.982	97.62	0.428	12:23:14.528
10 -	47.064	25.632	1:12.696 (3)	98.00	0.142	12:24:27.224

P15 88 C		Scott HALLIDAY		Suzuki GSXR 1000 - Performance fitness gym		
IDEAL LAP TIME : 1:12.277		BEST LAP TIME : 1:12.474		DIFFERENCE : 0.197		
LAP	SECTOR 1	SECTOR 2	LAP TIME	MPH	DIFF	TIME OF DAY
1 -		26.127	1:20.558	88.44	8.084	12:13:30.438
2 -	47.552	26.031	1:13.583	96.82	1.109	12:14:44.021
3 -	47.705	25.781	1:13.486	96.95	1.012	12:15:57.507
4 -	47.533	25.684	1:13.217	97.30	0.743	12:17:10.724
5 -	47.566	25.394	1:12.960	97.65	0.486	12:18:23.684
6 -	47.496	25.543	1:13.039	97.54	0.565	12:19:36.723
7 -	47.077	25.632	1:12.709 (3)	97.98	0.235	12:20:49.432
8 -	46.990	25.484	1:12.474 (1)	98.30		12:22:01.906
9 -	47.022	25.548	1:12.570 (2)	98.17	0.096	12:23:14.476
10 -	46.883	26.397	1:13.280	97.22	0.806	12:24:27.756

P16 9 C		Luke DIXON		BMW S1000RR -		
IDEAL LAP TIME : 1:12.545		BEST LAP TIME : 1:12.550		DIFFERENCE : 0.005		
LAP	SECTOR 1	SECTOR 2	LAP TIME	MPH	DIFF	TIME OF DAY
1 -		27.400	1:23.031	85.80	10.481	12:13:32.911
2 -	48.359	25.968	1:14.327	95.85	1.777	12:14:47.238
3 -	47.945	25.716	1:13.661	96.72	1.111	12:16:00.899
4 -	48.171	25.925	1:14.096	96.15	1.546	12:17:14.995
5 -	48.137	25.838	1:13.975	96.31	1.425	12:18:28.970
6 -	47.093	25.457	1:12.550 (1)	98.20		12:19:41.520
7 -	47.724	25.452	1:13.176 (2)	97.36	0.626	12:20:54.696
8 -	48.025	25.712	1:13.737	96.62	1.187	12:22:08.433
9 -	48.091	25.598	1:13.689	96.68	1.139	12:23:22.122
10 -	47.711	25.549	1:13.260 (3)	97.25	0.710	12:24:35.382

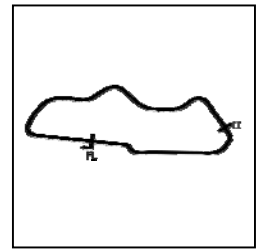
Weather / Track : Cloudy / Dry

Donington Park National
Circuit Length = 1.9790 miles
Start: 12:12 Flag 12:24 End: 12:25

BMCRC - MRO Championships 2020 - Rnd 3 @ Donington Park National

Reactive Parts MRO Powerbikes inc MSS Performance Clubman 1000

RACE 8 - SECTOR ANALYSIS



SECTOR 1 = FL to I1, SECTOR 2 = I1 to FL, DIFF = Difference To Personal Best Lap, P = Crossed Finish Line in Pit Lane, D = Time Disallowed

P17 83 C		Jason SIGGS		Yamaha R1 - J Siggs Construction		
IDEAL LAP TIME : 1:13.185		BEST LAP TIME : 1:13.185		DIFFERENCE : 0.000		
LAP	SECTOR 1	SECTOR 2	LAP TIME	MPH	DIFF	TIME OF DAY
1 -		26.645	1:21.562	87.35	8.377	12:13:31.442
2 -	48.402	25.727	1:14.129	96.11	0.944	12:14:45.571
3 -	47.983	25.867	1:13.850	96.47	0.665	12:15:59.421
4 -	47.655	25.530	1:13.185 (1)	97.35		12:17:12.606
5 -	47.842	25.881	1:13.723 (3)	96.64	0.538	12:18:26.329
6 -	48.125	25.818	1:13.943	96.35	0.758	12:19:40.272
7 -	48.002	25.639	1:13.641 (2)	96.74	0.456	12:20:53.913
8 -	48.536	25.787	1:14.323	95.86	1.138	12:22:08.236
9 -	48.493	25.865	1:14.358	95.81	1.173	12:23:22.594
10 -	48.120	25.881	1:14.001	96.27	0.816	12:24:36.595

P18 8		John COUGHLAN		APRILIA RSV4RF - BIKERSWORLD		
IDEAL LAP TIME : 1:13.233		BEST LAP TIME : 1:13.339		DIFFERENCE : 0.106		
LAP	SECTOR 1	SECTOR 2	LAP TIME	MPH	DIFF	TIME OF DAY
1 -		26.860	1:22.721	86.12	9.382	12:13:32.601
2 -	48.125	25.969	1:14.094	96.15	0.755	12:14:46.695
3 -	47.950	26.141	1:14.091	96.16	0.752	12:16:00.786
4 -	48.102	26.322	1:14.424	95.73	1.085	12:17:15.210
5 -	48.123	25.999	1:14.122	96.12	0.783	12:18:29.332
6 -	48.656	26.029	1:14.685	95.39	1.346	12:19:44.017
7 -	48.728	26.056	1:14.784	95.26	1.445	12:20:58.801
8 -	47.846	25.978	1:13.824 (3)	96.50	0.485	12:22:12.625
9 -	47.736	25.603	1:13.339 (1)	97.14		12:23:25.964
10 -	47.630	25.767	1:13.397 (2)	97.06	0.058	12:24:39.361

P19 24		Alan SMITH		Kawasaki ZX10R - Orwells Mcs		
IDEAL LAP TIME : 1:13.848		BEST LAP TIME : 1:14.250		DIFFERENCE : 0.402		
LAP	SECTOR 1	SECTOR 2	LAP TIME	MPH	DIFF	TIME OF DAY
1 -		26.391	1:21.717	87.18	7.467	12:13:31.597
2 -	48.702	25.558	1:14.260 (2)	95.94	0.010	12:14:45.857
3 -	48.504	25.746	1:14.250 (1)	95.95		12:16:00.107
4 -	48.552	25.937	1:14.489	95.64	0.239	12:17:14.596
5 -	48.290	26.113	1:14.403	95.75	0.153	12:18:28.999
6 -	48.587	26.164	1:14.751	95.31	0.501	12:19:43.750
7 -	49.288	25.690	1:14.978	95.02	0.728	12:20:58.728
8 -	48.619	26.456	1:15.075	94.90	0.825	12:22:13.803
9 -	48.338	25.966	1:14.304 (3)	95.88	0.054	12:23:28.107
10 -	48.336	26.192	1:14.528	95.59	0.278	12:24:42.635

P20 35 C		Robert CRESSWELL		Kawasaki ZX10R - ODDJOBROB Racing		
IDEAL LAP TIME : 1:14.094		BEST LAP TIME : 1:14.129		DIFFERENCE : 0.035		
LAP	SECTOR 1	SECTOR 2	LAP TIME	MPH	DIFF	TIME OF DAY
1 -		26.474	1:21.078	87.87	6.949	12:13:30.958
2 -	48.474	26.219	1:14.693	95.38	0.564	12:14:45.651
3 -	48.409	25.917	1:14.326 (2)	95.85	0.197	12:15:59.977
4 -	48.440	25.689	1:14.129 (1)	96.11		12:17:14.106
5 -	48.508	26.333	1:14.841	95.19	0.712	12:18:28.947
6 -	48.858	26.062	1:14.920	95.09	0.791	12:19:43.867
7 -	48.405	26.017	1:14.422 (3)	95.73	0.293	12:20:58.289
8 -	48.798	26.212	1:15.010	94.98	0.881	12:22:13.299
9 -	48.515	25.940	1:14.455	95.69	0.326	12:23:27.754
10 -	48.973	26.102	1:15.075	94.90	0.946	12:24:42.829

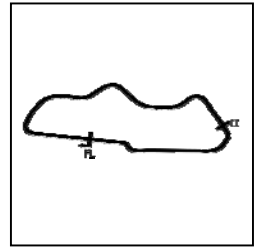
Weather / Track : Cloudy / Dry

Donington Park National
Circuit Length = 1.9790 miles
Start: 12:12 Flag 12:24 End: 12:25

BMCRC - MRO Championships 2020 - Rnd 3 @ Donington Park National

Reactive Parts MRO Powerbikes inc MSS Performance Clubman 1000

RACE 8 - SECTOR ANALYSIS



SECTOR 1 = FL to I1, SECTOR 2 = I1 to FL, DIFF = Difference To Personal Best Lap, P = Crossed Finish Line in Pit Lane, D = Time Disallowed

P21 21		Jack CROUCHER		BMW S1000RR - Trendy lofts		
IDEAL LAP TIME : 1:13.418		BEST LAP TIME : 1:13.418		DIFFERENCE : 0.000		
LAP	SECTOR 1	SECTOR 2	LAP TIME	MPH	DIFF	TIME OF DAY
1 -		26.242	1:27.950	81.00	14.532	12:13:37.830
2 -	49.055	25.436	1:14.491	95.64	1.073	12:14:52.321
3 -	49.164	25.847	1:15.011	94.98	1.593	12:16:07.332
4 -	48.126	25.493	1:13.619 (2)	96.77	0.201	12:17:20.951
5 -	48.282	26.014	1:14.296	95.89	0.878	12:18:35.247
6 -	49.270	26.025	1:15.295	94.62	1.877	12:19:50.542
7 -	48.522	25.505	1:14.027	96.24	0.609	12:21:04.569
8 -	48.083	25.335	1:13.418 (1)	97.04		12:22:17.987
9 -	48.357	25.413	1:13.770 (3)	96.57	0.352	12:23:31.757
10 -	48.920	25.936	1:14.856	95.17	1.438	12:24:46.613

P22 46 C		Simon GATES		Kawasaki ZX10R - Team Kawafati		
IDEAL LAP TIME : 1:14.816		BEST LAP TIME : 1:14.844		DIFFERENCE : 0.028		
LAP	SECTOR 1	SECTOR 2	LAP TIME	MPH	DIFF	TIME OF DAY
1 -			1:23.174	85.65	8.330	12:13:33.054
2 -			1:15.193 (2)	94.75	0.349	12:14:48.247
3 -	49.381	25.861	1:15.242 (3)	94.68	0.398	12:16:03.489
4 -	49.777	25.856	1:15.633	94.20	0.789	12:17:19.122
5 -	49.547	25.904	1:15.451	94.42	0.607	12:18:34.573
6 -	49.483	25.977	1:15.460	94.41	0.616	12:19:50.033
7 -	49.830	26.103	1:15.933	93.82	1.089	12:21:05.966
8 -	49.242	26.103	1:15.345	94.56	0.501	12:22:21.311
9 -	49.170	26.124	1:15.294	94.62	0.450	12:23:36.605
10 -	48.960	25.884	1:14.844 (1)	95.19		12:24:51.449

P23 84 C		Tunc GUNERGUN		Aprilia RSV4 RF - 1 - BIKERSWORLD		
IDEAL LAP TIME : 1:15.019		BEST LAP TIME : 1:15.107		DIFFERENCE : 0.088		
LAP	SECTOR 1	SECTOR 2	LAP TIME	MPH	DIFF	TIME OF DAY
1 -		27.547	1:23.734	85.08	8.627	12:13:33.614
2 -	49.410	26.189	1:15.599	94.24	0.492	12:14:49.213
3 -	48.936	26.171	1:15.107 (1)	94.85		12:16:04.320
4 -	49.288	26.262	1:15.550	94.30	0.443	12:17:19.870
5 -	49.135	26.083	1:15.218	94.71	0.111	12:18:35.088
6 -	49.208	26.660	1:15.868	93.90	0.761	12:19:50.956
7 -	49.216	26.275	1:15.491	94.37	0.384	12:21:06.447
8 -	49.029	26.341	1:15.370	94.52	0.263	12:22:21.817
9 -	49.005	26.103	1:15.108 (2)	94.85	0.001	12:23:36.925
10 -	48.937	26.174	1:15.111 (3)	94.85	0.004	12:24:52.036

P24 277 C		Adrian AVERRE		Yamaha R1 - Ryders Alley Racing		
IDEAL LAP TIME : 1:15.252		BEST LAP TIME : 1:15.259		DIFFERENCE : 0.007		
LAP	SECTOR 1	SECTOR 2	LAP TIME	MPH	DIFF	TIME OF DAY
1 -		26.507	1:24.433	84.38	9.174	12:13:34.313
2 -	49.977	27.614	1:17.591	91.82	2.332	12:14:51.904
3 -	49.644	26.087	1:15.731	94.07	0.472	12:16:07.635
4 -	49.628	26.265	1:15.893	93.87	0.634	12:17:23.528
5 -	49.616	26.041	1:15.657	94.17	0.398	12:18:39.185
6 -	49.505	26.036	1:15.541 (3)	94.31	0.282	12:19:54.726
7 -	49.289	26.002	1:15.291 (2)	94.62	0.032	12:21:10.017
8 -	49.634	26.298	1:15.932	93.82	0.673	12:22:25.949
9 -	49.948	26.094	1:16.042	93.69	0.783	12:23:41.991
10 -	49.250	26.009	1:15.259 (1)	94.66		12:24:57.250

Weather / Track : Cloudy / Dry

Donington Park National
Circuit Length = 1.9790 miles
Start: 12:12 Flag 12:24 End: 12:25

BMCRC - MRO Championships 2020 - Rnd 3 @ Donington Park National

Reactive Parts MRO Powerbikes inc MSS Performance Clubman 1000

RACE 8 - SECTOR ANALYSIS



SECTOR 1 = FL to I1, SECTOR 2 = I1 to FL, DIFF = Difference To Personal Best Lap, P = Crossed Finish Line in Pit Lane, D = Time Disallowed

P25 229 C Cecil DINSMORE			Suzuki GSXR 1000 - KnC Motorsport			
IDEAL LAP TIME : 1:14.876			BEST LAP TIME : 1:15.434		DIFFERENCE : 0.558	
LAP	SECTOR 1	SECTOR 2	LAP TIME	MPH	DIFF	TIME OF DAY
1 -		27.201	1:24.361	84.45	8.927	12:13:34.241
2 -	49.717	26.834	1:16.551	93.07	1.117	12:14:50.792
3 -	49.454	27.169	1:16.623	92.98	1.189	12:16:07.415
4 -	49.237	26.711	1:15.948	93.80	0.514	12:17:23.363
5 -	49.124	26.532	1:15.656	94.17	0.222	12:18:39.019
6 -	49.022	26.489	1:15.511 (3)	94.35	0.077	12:19:54.530
7 -	48.942	26.633	1:15.575	94.27	0.141	12:21:10.105
8 -	49.877	26.419	1:16.296	93.38	0.862	12:22:26.401
9 -	49.064	26.370	1:15.434 (1)	94.44		12:23:41.835
10 -	48.506	26.969	1:15.475 (2)	94.39	0.041	12:24:57.310

P26 152 Barry MANTELL			Kawasaki ZX10R - Swedish car connection			
IDEAL LAP TIME : 1:14.935			BEST LAP TIME : 1:15.008		DIFFERENCE : 0.073	
LAP	SECTOR 1	SECTOR 2	LAP TIME	MPH	DIFF	TIME OF DAY
1 -		27.217	1:24.618	84.19	9.610	12:13:34.498
2 -	50.017	27.042	1:17.059	92.45	2.051	12:14:51.557
3 -	48.990	26.985	1:15.975	93.77	0.967	12:16:07.532
4 -	50.075	26.362	1:16.437	93.20	1.429	12:17:23.969
5 -	49.338	26.516	1:15.854 (3)	93.92	0.846	12:18:39.823
6 -	49.168	26.671	1:15.839 (2)	93.94	0.831	12:19:55.662
7 -	48.573	26.435	1:15.008 (1)	94.98		12:21:10.670
8 -	49.676	26.615	1:16.291	93.38	1.283	12:22:26.961
9 -	49.494	26.580	1:16.074	93.65	1.066	12:23:43.035
10 -	49.171	26.872	1:16.043	93.69	1.035	12:24:59.078

P27 333 Andrew HOUGHTON			Yamaha R1 - Yamaha UK			
IDEAL LAP TIME : 1:15.124			BEST LAP TIME : 1:15.405		DIFFERENCE : 0.281	
LAP	SECTOR 1	SECTOR 2	LAP TIME	MPH	DIFF	TIME OF DAY
1 -		26.428	1:25.235	83.58	9.830	12:13:35.115
2 -	49.876	26.998	1:16.874	92.67	1.469	12:14:51.989
3 -	50.990	26.101	1:17.091	92.41	1.686	12:16:09.080
4 -	49.965	25.841	1:15.806 (3)	93.98	0.401	12:17:24.886
5 -	50.243	26.092	1:16.335	93.33	0.930	12:18:41.221
6 -	49.908	25.897	1:15.805 (2)	93.98	0.400	12:19:57.026
7 -	50.029	25.792	1:15.821	93.96	0.416	12:21:12.847
8 -	49.829	26.021	1:15.850	93.93	0.445	12:22:28.697
9 -	49.800	26.374	1:16.174	93.53	0.769	12:23:44.871
10 -	49.332	26.073	1:15.405 (1)	94.48		12:25:00.276

P28 129 Gareth MACKEY			Suzuki GSXR 1000 - MSM Contracts			
IDEAL LAP TIME : 1:15.579			BEST LAP TIME : 1:15.747		DIFFERENCE : 0.168	
LAP	SECTOR 1	SECTOR 2	LAP TIME	MPH	DIFF	TIME OF DAY
1 -		26.548	1:24.896	83.92	9.149	12:13:34.776
2 -	50.691	26.577	1:17.268	92.20	1.521	12:14:52.044
3 -	50.501	26.122	1:16.623	92.98	0.876	12:16:08.667
4 -	49.911	25.836	1:15.747 (1)	94.05		12:17:24.414
5 -	50.523	26.045	1:16.568	93.04	0.821	12:18:40.982
6 -	49.904	26.043	1:15.947	93.81	0.200	12:19:56.929
7 -	49.826	25.940	1:15.766 (2)	94.03	0.019	12:21:12.695
8 -	49.743	26.201	1:15.944 (3)	93.81	0.197	12:22:28.639
9 -	50.312	25.907	1:16.219	93.47	0.472	12:23:44.858
10 -	49.858	26.174	1:16.032	93.70	0.285	12:25:00.890

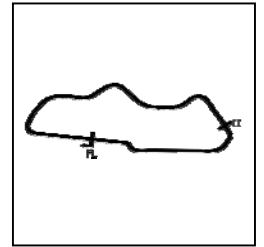
Weather / Track : Cloudy / Dry

Donington Park National
Circuit Length = 1.9790 miles
Start: 12:12 Flag 12:24 End: 12:25

BMCRC - MRO Championships 2020 - Rnd 3 @ Donington Park National

Reactive Parts MRO Powerbikes inc MSS Performance Clubman 1000

RACE 8 - SECTOR ANALYSIS



SECTOR 1 = FL to I1, SECTOR 2 = I1 to FL, DIFF = Difference To Personal Best Lap, P = Crossed Finish Line in Pit Lane, D = Time Disallowed

P29 97		Chris PLATT		Kawasaki ZX10 - adss ltd		
IDEAL LAP TIME : 1:12.223		BEST LAP TIME : 1:12.495		DIFFERENCE : 0.272		
LAP	SECTOR 1	SECTOR 2	LAP TIME	MPH	DIFF	TIME OF DAY
1 -		26.033	1:21.290	87.64	8.795	12:13:31.170
2 -	47.501	24.994	1:12.495 (1)	98.27		12:14:43.665
3 -	47.838	24.864	1:12.702 (3)	97.99	0.207	12:15:56.367
4 -	47.359	25.224	1:12.583 (2)	98.15	0.088	12:17:08.950
5 -	47.484	29.009	1:16.493	93.14	3.998	12:18:25.443
6 -	48.520	25.279	1:13.799	96.54	1.304	12:19:39.242
7 -	48.539	25.213	1:13.752	96.60	1.257	12:20:52.994
8 -	49.300	IN PIT	1:21.286 P	87.64	8.791	12:22:14.280

Weather / Track : Cloudy / Dry

Results can be found at www.tsl-timing.com

Page 8 of 8

Donington Park National
Circuit Length = 1.9790 miles
Start: 12:12 Flag 12:24 End: 12:25

Printed - 12:26 Sunday, 06 September 2020

BMCRC - MRO Championships 2020 - Rnd 3 @ Donington Park National

Reactive Parts MRO Powerbikes inc MSS Performance Clubman 1000

RACE 8 - BEST SECTORS

SECTOR 1			SECTOR 2			IDEAL / BEST COMPARISON						
POS	NO	NAME	TIME	NO	NAME	TIME	POS	NO	NAME	IDEAL	BEST	DIFF
									PERFECT LAP	1:10.162		
1	29	BRIDGER	45.739	29	BRIDGER	24.423	1	29	BRIDGER	1:10.162	1:10.250	0.088
2	30	GIBSON	45.911	30	GIBSON	24.518	2	30	GIBSON	1:10.429	1:10.638	0.209
3	272	JOHNSON	45.925	72	O'BRIEN	24.611	3	272	JOHNSON	1:10.560	1:10.560	0.000
4	72	O'BRIEN	45.960	272	JOHNSON	24.635	4	72	O'BRIEN	1:10.571	1:10.664	0.093
5	16	WALSH	46.077	16	WALSH	24.696	5	16	WALSH	1:10.773	1:10.774	0.001
6	17	BAKER	46.092	71	NORTON	24.751	6	17	BAKER	1:10.917	1:11.192	0.275
7	711	THORNTON	46.317	711	THORNTON	24.762	7	711	THORNTON	1:11.079	1:11.079	0.000
8	98	DICKINSON	46.359	69	COLLINS	24.774	8	71	NORTON	1:11.257	1:11.360	0.103
9	44	WILSON	46.462	17	BAKER	24.825	9	44	WILSON	1:11.289	1:11.503	0.214
10	71	NORTON	46.506	44	WILSON	24.827	10	98	DICKINSON	1:11.299	1:11.331	0.032
11	23	SYMONDS	46.585	97	PLATT	24.864	11	69	COLLINS	1:11.393	1:11.436	0.043
12	69	COLLINS	46.619	188	BUTLER	24.907	12	188	BUTLER	1:11.605	1:11.750	0.145
13	188	BUTLER	46.698	98	DICKINSON	24.940	13	23	SYMONDS	1:11.679	1:11.786	0.107
14	88	HALLIDAY	46.883	23	SYMONDS	25.094	14	97	PLATT	1:12.223	1:12.495	0.272
15	177	WARRINGTON	47.064	21	CROUCHER	25.335	15	88	HALLIDAY	1:12.277	1:12.474	0.197
16	9	DIXON	47.093	177	WARRINGTON	25.394	16	177	WARRINGTON	1:12.458	1:12.554	0.096
17	97	PLATT	47.359	88	HALLIDAY	25.394	17	9	DIXON	1:12.545	1:12.550	0.005
18	8	COUGHLAN	47.630	9	DIXON	25.452	18	83	SIGGS	1:13.185	1:13.185	0.000
19	83	SIGGS	47.655	83	SIGGS	25.530	19	8	COUGHLAN	1:13.233	1:13.339	0.106
20	21	CROUCHER	48.083	24	SMITH	25.558	20	21	CROUCHER	1:13.418	1:13.418	0.000
21	24	SMITH	48.290	8	COUGHLAN	25.603	21	24	SMITH	1:13.848	1:14.250	0.402
22	35	CRESSWELL	48.405	35	CRESSWELL	25.689	22	35	CRESSWELL	1:14.094	1:14.129	0.035
23	229	DINSMORE	48.506	333	HOUGHTON	25.792	23	46	GATES	1:14.816	1:14.844	0.028
24	152	MANTELL	48.573	129	MACKEY	25.836	24	229	DINSMORE	1:14.876	1:15.434	0.558
25	84	GUNERGUN	48.936	46	GATES	25.856	25	152	MANTELL	1:14.935	1:15.008	0.073
26	46	GATES	48.960	277	AVERRE	26.002	26	84	GUNERGUN	1:15.019	1:15.107	0.088
27	277	AVERRE	49.250	84	GUNERGUN	26.083	27	333	HOUGHTON	1:15.124	1:15.405	0.281
28	333	HOUGHTON	49.332	152	MANTELL	26.362	28	277	AVERRE	1:15.252	1:15.259	0.007
29	129	MACKEY	49.743	229	DINSMORE	26.370	29	129	MACKEY	1:15.579	1:15.747	0.168

Weather / Track : Cloudy / Dry

Results can be found at www.tsl-timing.com

Donington Park National
 Circuit Length = 1.9790 miles
 Start: 12:12 Flag 12:24 End: 12:25

Printed - 12:26 Sunday, 06 September 2020

BMCRC - MRO Championships 2020 - Rnd 3 @ Donington Park National

Reactive Parts MRO Powerbikes inc MSS Performance Clubman 1000

RACE 8 - STATISTICS

Competitors Started 29
Planned Start 2020-09-06 @ 11:40:00.000
Actual Start 2020-09-06 @ 12:12:09.879
Finish Time 2020-09-06 @ 12:24:01.276
Track Length 1.9790mi.
Total Laps 288
Total Distance Covered 569.9713mi.

Session Fastest Lap History

NO	CL	NAME	LAP TIME	TIME OF DAY	LAP	VEHICLE
29		Mark BRIDGER	1:10.407	12:14:34.973	2	Yamaha R1
29		Mark BRIDGER	1:10.250	12:15:45.222	3	Yamaha R1

Session Leader History

NO	CL	NAME	FROM LAP	LAPS LED	DISTANCE	VEHICLE
29		Mark BRIDGER	1	10	19.75 miles	Yamaha R1

Flag History

TYPE	TIME OF DAY
GREEN	12:12:09.879
FINISH	12:24:01.276

Flag Statistics

TYPE	COUNT	TOTAL LAPS	TOTAL TIME
Green	1	10	13:10.176
Red	0	0	0.000
Safety Car	0	0	0.000
FCY	0	0	0.000

BMCRC - MRO Championships 2020 - Rnd 3 @ Donington Park National

Reactive Parts MRO Powerbikes inc MSS Performance Clubman 1000

RACE 8 - STATISTICS

CLASS :

20 Starters

Fastest Lap History

NO	NAME	LAP TIME	TIME OF DAY	LAP	VEHICLE
29	Mark BRIDGER	1:10.407	12:14:34.973	2	Yamaha R1
29	Mark BRIDGER	1:10.250	12:15:45.222	3	Yamaha R1

Leader History

NO	NAME	FROM LAP	LAPS LED	DISTANCE	VEHICLE
29	Mark BRIDGER	1	10	19.75 miles	Yamaha R1

BMCRC - MRO Championships 2020 - Rnd 3 @ Donington Park National

Reactive Parts MRO Powerbikes inc MSS Performance Clubman 1000

RACE 8 - STATISTICS

CLASS : C

9 Starters

Fastest Lap History

NO	NAME	LAP TIME	TIME OF DAY	LAP	VEHICLE
177	Ryan WARRINGTON	1:13.524	12:14:43.564	2	Kawasaki ZX10R
177	Ryan WARRINGTON	1:13.235	12:15:56.800	3	Kawasaki ZX10R
88	Scott HALLIDAY	1:13.217	12:17:10.729	4	Suzuki GSXR 1000
83	Jason SIGGS	1:13.185	12:17:12.627	4	Yamaha R1
177	Ryan WARRINGTON	1:13.110	12:18:23.329	5	Kawasaki ZX10R
88	Scott HALLIDAY	1:12.960	12:18:23.689	5	Suzuki GSXR 1000
9	Luke DIXON	1:12.550	12:19:41.535	6	BMW S1000RR
88	Scott HALLIDAY	1:12.474	12:22:01.910	8	Suzuki GSXR 1000

Leader History

NO	NAME	FROM LAP	LAPS LED	DISTANCE	VEHICLE
177	Ryan WARRINGTON	1	8	15.79 miles	Kawasaki ZX10R
88	Scott HALLIDAY	9	1	1.97 miles	Suzuki GSXR 1000
177	Ryan WARRINGTON	10	1	1.97 miles	Kawasaki ZX10R

Weather / Track : Cloudy / Dry

Results can be found at www.tsl-timing.com

Page 3 of 3

Donington Park National
Circuit Length = 1.9790 miles
Start: 12:12 Flag 12:24 End: 12:25

Printed - 12:26 Sunday, 06 September 2020

BMCRC - MRO Championships 2020 - Rnd 3 @ Donington Park National

Reactive Parts MRO Powerbikes inc MSS Performance Clubman 1000

RACE 19 - GRID (10 Laps)



ROW 13	39	1:15.405	333	Andrew HOUGHTON	38	11	Josh HARVEY	37	10	Hayden PLATTON		
ROW 12	36	2	Peter BAKER	35	39	Max MORGAN	34	62	Kevin SILVAIN			
ROW 11	33	76	Jason BYARD	32	36	Joe BALDRY	31	51	Michael HOGARTH			
ROW 10	30	143	Steve PALMER	29	54	Steve HENEGHAN	28	129	Gareth MACKEY	1:15.747		
ROW 9	27	1:15.434	229	Cecil DINSMORE	26	1:15.259	277	Adrian AVERRE	25	1:15.107	84	Tunc GUNERGUN
ROW 8	24	1:15.008	152	Barry MANTELL	23	1:14.844	46	Simon GATES	22	1:14.250	24	Alan SMITH
ROW 7	21	1:14.129	35	Robert CRESSWELL	20	1:13.418	21	Jack CROUCHER	19	1:13.339	8	John COUGHLAN
ROW 6	18	1:13.185	83	Jason SIGGS	17	1:12.554	177	Ryan WARRINGTON	16	1:12.550	9	Luke DIXON
ROW 5	15	1:12.495	97	Chris PLATT	14	1:12.474	88	Scott HALLIDAY	13	1:11.786	23	Max SYMONDS
ROW 4	12	1:11.750	188	John BUTLER	11	1:11.503	44	Nicky WILSON	10	1:11.436	69	Bob COLLINS
ROW 3	9	1:11.360	71	Tom NORTON	8	1:11.331	98	Rick DICKINSON	7	1:11.192	17	Philip BAKER
ROW 2	6	1:11.079	711	Ritchie THORNTON	5	1:10.774	16	Glenn WALSH	4	1:10.664	72	Michael O'BRIEN
ROW 1	3	1:10.638	30	Ryan GIBSON	2	1:10.560	272	Daniel JOHNSON	1	1:10.250	29	Mark BRIDGER

Pole

Donington Park National
Circuit Length = 1.9790 miles

These results are provisional until the conclusion of any judicial and technical matters.

Clerk Of Course :	Steward :	Timekeeper :
-------------------	-----------	--------------

Results can be found at www.tsl-timing.com

Printed - 12:28 Sunday, 06 September 2020



BMCRC - MRO Championships 2020 - Rnd 3 @ Donington Park National

Reactive Parts MRO Powerbikes inc MSS Performance Clubman 1000

RACE 19 - CLASSIFICATION



POS	NO	CL	PIC NAME	ENTRY	LAPS	TIME	GAP	DIFF	MPH	BEST	ON
1	29		1 Mark BRIDGER	Yamaha R1 - Moremoto	10	11:53.294			99.69	1:10.313	5
2	30		2 Ryan GIBSON	Kawasaki ZX10R - GIBSON MOTORS	10	11:57.649	4.355	4.355	99.08	1:10.740	6
3	17		3 Philip BAKER	BMW S1000RR - Dickie Donna and Malcom Sausage	10	11:58.828	5.534	1.179	98.92	1:10.555	6
4	711		4 Ritchie THORNTON	Kawasaki ZX10R - Team 71	10	11:59.853	6.559	1.025	98.78	1:10.966	6
5	272		5 Daniel JOHNSON	BMW S1000 RR -	10	11:59.910	6.616	0.057	98.77	1:10.862	4
6	16		6 Glenn WALSH	BMW S1000RR - Walters Medical	10	12:02.289	8.995	2.379	98.45	1:10.712	5
7	188		7 John BUTLER	Kawasaki ZX10 RR - Butler-Hills Ltd	10	12:03.792	10.498	1.503	98.24	1:11.126	5
8	69		8 Bob COLLINS	Suzuki GSXR 1000 - FWR.co.uk	10	12:07.010	13.716	3.218	97.81	1:11.271	5
9	71		9 Tom NORTON	Suzuki GSXR 1000 - Mike Newman Haulage	10	12:07.098	13.804	0.088	97.79	1:11.544	3
10	23		10 Max SYMONDS	BMW S1000RR - J&C Symonds LTD	10	12:07.228	13.934	0.130	97.78	1:11.257	4
11	44		11 Nicky WILSON	Suzuki GSXR 1000 - Demon GP/Haslemere Motorc	10	12:09.176	15.882	1.948	97.52	1:11.108	3
12	98		12 Rick DICKINSON	BMW S1000RR - MotorcycleRaceParts.co.uk	10	12:12.998	19.704	3.822	97.01	1:11.639	7
13	177	C	1 Ryan WARRINGTON	Kawasaki ZX10R - RWarrington Carpentry	10	12:14.775	21.481	1.777	96.77	1:12.169	8
14	21		13 Jack CROUCHER	BMW S1000RR - Trendy lofts	10	12:28.050	34.756	13.275	95.06	1:13.190	3
15	88	C	2 Scott HALLIDAY	Suzuki GSXR 1000 - Performance fitness gym	10	12:28.484	35.190	0.434	95.00	1:12.692	4
16	83	C	3 Jason SIGGS	Yamaha R1 - J Siggs Construction	10	12:30.738	37.444	2.254	94.71	1:13.759	2
17	8		14 John COUGHLAN	APRILIA RSV4RF - BIKERSWORLD	10	12:31.700	38.406	0.962	94.59	1:13.690	5
18	35	C	4 Robert CRESSWELL	Kawasaki ZX10R - ODDJOBROB Racing	10	12:32.143	38.849	0.443	94.54	1:13.865	2
19	9	C	5 Luke DIXON	BMW S1000RR -	10	12:32.242	38.948	0.099	94.53	1:13.318	4
20	229	C	6 Cecil DINSMORE	Suzuki GSXR 1000 - KnC Motorsport	10	12:44.282	50.988	12.040	93.04	1:14.922	3
21	84	C	7 Tunc GUNERGUN	Aprilia RSV4 RF - 1 - BIKERSWORLD	10	12:44.602	51.308	0.320	93.00	1:14.773	3
22	46	C	8 Simon GATES	Kawasaki ZX10R - Team Kawafati	10	12:47.450	54.156	2.848	92.65	1:15.735	2
23	333		15 Andrew HOUGHTON	Yamaha R1 - Yamaha UK	10	12:48.069	54.775	0.619	92.58	1:15.018	3
24	152		16 Barry MANTELL	Kawasaki ZX10R - Swedish car connection	9	12:18.451	1 Lap	1 Lap	86.64	1:15.264	3

NOT CLASSIFIED

DNF	129		Gareth MACKEY	Suzuki GSXR 1000 - MSM Contracts	6	7:53.471	4 Laps	3 Laps	89.99	1:15.150	3
DNF	277	C	Adrian AVERRE	Yamaha R1 - Ryders Alley Racing	1	1:23.190	9 Laps	5 Laps	84.00		
DNF	36		Joe BALDRY	BMW S1000RR - Chilton Motors	1	1:31.311	9 Laps	8.121	76.53		
DNF	97		Chris PLATT	Kawasaki ZX10 - adss ltd	0						

FASTEST LAP

29			Mark BRIDGER	Yamaha R1 - Moremoto	5	1:10.313		101.32 mph		163.07 kph	
177	C		Ryan WARRINGTON	Kawasaki ZX10R - RWarrington Carpentry	8	1:12.169		98.72 mph		158.87 kph	

Class - 92.5% of Race Speed = 92.21 mph
 Class C - 92.5% of Race Speed = 89.51 mph

Donington Park National
 Circuit Length = 1.9790 miles
 Start: 16:00 Flag 16:12 End: 16:13

Weather / Track : Cloudy / Dry

These results are provisional until the conclusion of any judicial and technical matters.

Clerk Of Course :	Steward :	Timekeeper :
-------------------	-----------	--------------

Results can be found at www.tsl-timing.com

Printed - 16:13 Sunday, 06 September 2020



BMCRC - MRO Championships 2020 - Rnd 3 @ Donington Park National

Reactive Parts MRO Powerbikes inc MSS Performance Clubman 1000

RACE 19 - LAP CHART

LAP 1 @ 16:01:58.791		
NO	BEHIND	LAP TIME

29		1:14.340
272	1.283	1:15.623
711	1.562	1:15.902
16	2.196	1:16.536
17	2.390	1:16.730
30	2.676	1:17.016
69	2.889	1:17.229
71	3.214	1:17.554
188	3.380	1:17.720
88	3.849	1:18.189
23	4.110	1:18.450
44	4.482	1:18.822
98	4.931	1:19.271
177	5.295	1:19.635
35	5.487	1:19.827
21	6.094	1:20.434
83	6.693	1:21.033
8	7.375	1:21.715
46	7.672	1:22.012
9	7.834	1:22.174
229	8.453	1:22.793
152	8.722	1:23.062
277	8.850	1:23.190
333	9.764	1:24.104
84	9.841	1:24.181
129	10.316	1:24.656
36	16.971	1:31.311 P

LAP 2 @ 16:03:09.437		
NO	BEHIND	LAP TIME

29		1:10.646
272	2.069	1:11.432
711	2.521	1:11.605
16	2.819	1:11.269
17	3.107	1:11.363
30	3.731	1:11.701
69	5.028	1:12.785
188	5.077	1:12.343
71	5.502	1:12.934
23	6.558	1:13.094
44	6.679	1:12.843
88	7.345	1:14.142
98	7.361	1:13.076
177	7.552	1:12.903
35	8.706	1:13.865
21	8.804	1:13.356
83	9.806	1:13.759
8	11.166	1:14.437
46	12.761	1:15.735
9	13.222	1:16.034
152	13.735	1:15.659
229	14.287	1:16.480
333	15.029	1:15.911
84	16.190	1:16.995
129	16.466	1:16.796

LAP 3 @ 16:04:20.194		
NO	BEHIND	LAP TIME

29		1:10.757
272	2.622	1:11.310
16	3.192	1:11.130

711	3.206	1:11.442
17	3.590	1:11.240
30	4.141	1:11.167
69	5.783	1:11.512
188	6.037	1:11.717
71	6.289	1:11.544
44	7.030	1:11.108
23	7.329	1:11.528
98	8.819	1:12.215
88	9.662	1:13.074
177	9.903	1:13.108
21	11.237	1:13.190
35	12.720	1:14.771
83	12.864	1:13.815
8	15.170	1:14.761
9	16.319	1:13.854
46	17.901	1:15.897
152	18.242	1:15.264
229	18.452	1:14.922
333	19.290	1:15.018
84	20.206	1:14.773
129	20.859	1:15.150

LAP 4 @ 16:05:30.662		
NO	BEHIND	LAP TIME

29		1:10.468
272	3.016	1:10.862
16	3.462	1:10.738
711	3.972	1:11.234
17	4.371	1:11.249
30	4.789	1:11.116
69	6.670	1:11.355
188	7.081	1:11.512
44	7.757	1:11.195
71	8.047	1:12.226
23	8.118	1:11.257
98	10.085	1:11.734
88	11.886	1:12.692
177	12.331	1:12.896
21	14.031	1:13.262
83	16.726	1:14.330
35	17.554	1:15.302
8	18.958	1:14.256
9	19.169	1:13.318
152	23.491	1:15.717
229	23.602	1:15.618
46	24.073	1:16.640
333	24.683	1:15.861
84	25.088	1:15.350
129	25.855	1:15.464

LAP 5 @ 16:06:40.975		
NO	BEHIND	LAP TIME

29		1:10.313
272	3.656	1:10.953
16	3.861	1:10.712
17	4.674	1:10.616
711	4.790	1:11.131
30	5.306	1:10.830
69	7.628	1:11.271
188	7.894	1:11.126
44	8.736	1:11.292
71	9.322	1:11.588
23	9.433	1:11.628

98	11.425	1:11.653
88	14.468	1:12.895
177	14.773	1:12.755
21	17.297	1:13.579
83	21.043	1:14.630
35	21.307	1:14.066
8	22.335	1:13.690
9	22.603	1:13.747
152	28.548	1:15.370
229	29.123	1:15.834
46	29.626	1:15.866
333	30.048	1:15.678
84	30.546	1:15.771
129	32.784	1:17.242

LAP 6 @ 16:07:51.397		
NO	BEHIND	LAP TIME

29		1:10.422
272	4.133	1:10.899
16	4.459	1:11.020
17	4.807	1:10.555
711	5.334	1:10.966
30	5.624	1:10.740
188	9.019	1:11.547
69	9.307	1:12.101
44	9.960	1:11.646
71	10.520	1:11.620
23	10.611	1:11.600
98	12.843	1:11.840
177	17.560	1:13.209
88	17.846	1:13.800
21	21.334	1:14.459
35	25.445	1:14.560
83	25.554	1:14.933
8	25.819	1:13.906
9	26.025	1:13.844
229	34.806	1:16.105
46	35.531	1:16.327
84	35.881	1:15.757
333	36.347	1:16.721
152	37.463	1:19.337
129	46.525	1:24.163 P

LAP 7 @ 16:09:02.034		
NO	BEHIND	LAP TIME

29		1:10.637
272	5.355	1:11.859
16	5.627	1:11.805
17	5.739	1:11.569
30	6.104	1:11.117
711	6.471	1:11.774
188	9.648	1:11.266
69	11.122	1:12.452
44	11.633	1:12.310
71	11.804	1:11.921
23	11.947	1:11.973
98	13.845	1:11.639
177	19.258	1:12.335
88	21.127	1:13.918
21	24.848	1:14.151
35	28.796	1:13.988
8	29.230	1:14.048
83	29.517	1:14.600
9	30.028	1:14.640

229	40.228	1:16.059
84	40.932	1:15.688
46	41.452	1:16.558
333	41.858	1:16.148
152	47.167	1:20.341

LAP 8 @ 16:10:13.905		
NO	BEHIND	LAP TIME

29		1:11.871
272	5.532	1:12.048
30	5.713	1:11.480
17	5.944	1:12.076
16	6.595	1:12.839
711	6.729	1:12.129
188	9.113	1:11.336
69	12.478	1:13.227
71	12.692	1:12.759
23	12.797	1:12.721
44	13.061	1:13.299
98	14.414	1:12.440
177	19.556	1:12.169
88	24.515	1:15.259
21	27.151	1:14.174
83	32.785	1:15.139
35	32.913	1:15.988
8	33.154	1:15.795
9	33.499	1:15.342
229	43.405	1:15.048
84	43.865	1:14.804
46	45.753	1:16.172
333	46.380	1:16.393
152	1:00.916	1:25.620

LAP 9 @ 16:11:25.900		
NO	BEHIND	LAP TIME

29		1:11.995
30	4.809	1:11.091
17	5.607	1:11.658
272	6.016	1:12.479
711	6.220	1:11.486
16	7.766	1:13.166
188	9.631	1:12.513
71	13.228	1:12.531
69	13.477	1:12.994
23	13.994	1:13.192
44	14.284	1:13.218
98	15.652	1:13.233
177	19.786	1:12.225
88	29.600	1:17.080
21	31.282	1:16.126
83	34.931	1:14.141
35	35.930	1:15.012
9	36.104	1:14.600
8	36.199	1:15.040
229	47.515	1:16.105
84	47.942	1:16.072
46	49.950	1:16.192
333	50.357	1:15.972

LAP 10 @ 16:12:37.745		
NO	BEHIND	LAP TIME

29		1:11.845
30	4.355	1:11.391

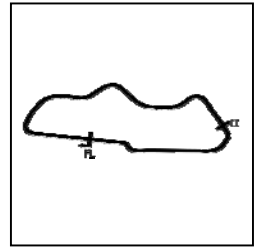
Weather / Track : Cloudy / Dry

Donington Park National
Circuit Length = 1.9790 miles
Start: 16:00 Flag 16:12 End: 16:13

BMCRC - MRO Championships 2020 - Rnd 3 @ Donington Park National

Reactive Parts MRO Powerbikes inc MSS Performance Clubman 1000

RACE 19 - SECTOR ANALYSIS



SECTOR 1 = FL to I1, SECTOR 2 = I1 to FL, DIFF = Difference To Personal Best Lap, P = Crossed Finish Line in Pit Lane, D = Time Disallowed

P1 29		Mark BRIDGER		Yamaha R1 - Moremoto		
IDEAL LAP TIME : 1:10.049		BEST LAP TIME : 1:10.313		DIFFERENCE : 0.264		
LAP	SECTOR 1	SECTOR 2	LAP TIME	MPH	DIFF	TIME OF DAY
1 -		24.447	1:14.340	95.83	4.027	16:01:58.791
2 -	46.070	24.576	1:10.646	100.84	0.333	16:03:09.437
3 -	46.095	24.662	1:10.757	100.69	0.444	16:04:20.194
4 -	46.105	24.363	1:10.468 (3)	101.10	0.155	16:05:30.662
5 -	45.686	24.627	1:10.313 (1)	101.32		16:06:40.975
6 -	45.848	24.574	1:10.422 (2)	101.17	0.109	16:07:51.397
7 -	46.109	24.528	1:10.637	100.86	0.324	16:09:02.034
8 -	46.828	25.043	1:11.871	99.13	1.558	16:10:13.905
9 -	47.008	24.987	1:11.995	98.96	1.682	16:11:25.900
10 -	46.849	24.996	1:11.845	99.16	1.532	16:12:37.745

P2 30		Ryan GIBSON		Kawasaki ZX10R - GIBSON MOTORS		
IDEAL LAP TIME : 1:10.738		BEST LAP TIME : 1:10.740		DIFFERENCE : 0.002		
LAP	SECTOR 1	SECTOR 2	LAP TIME	MPH	DIFF	TIME OF DAY
1 -		25.089	1:17.016	92.50	6.276	16:02:01.467
2 -	46.831	24.870	1:11.701	99.36	0.961	16:03:13.168
3 -	46.489	24.678	1:11.167	100.11	0.427	16:04:24.335
4 -	46.318	24.798	1:11.116	100.18	0.376	16:05:35.451
5 -	46.124	24.706	1:10.830 (2)	100.58	0.090	16:06:46.281
6 -	46.093	24.647	1:10.740 (1)	100.71		16:07:57.021
7 -	46.165	24.952	1:11.117	100.18	0.377	16:09:08.138
8 -	46.835	24.645	1:11.480	99.67	0.740	16:10:19.618
9 -	46.309	24.782	1:11.091 (3)	100.21	0.351	16:11:30.709
10 -	46.412	24.979	1:11.391	99.79	0.651	16:12:42.100

P3 17		Philip BAKER		BMW S1000RR - Dickie Donna and Malcom Sausage J10 elect		
IDEAL LAP TIME : 1:10.504		BEST LAP TIME : 1:10.555		DIFFERENCE : 0.051		
LAP	SECTOR 1	SECTOR 2	LAP TIME	MPH	DIFF	TIME OF DAY
1 -		25.297	1:16.730	92.85	6.175	16:02:01.181
2 -	46.499	24.864	1:11.363	99.83	0.808	16:03:12.544
3 -	46.355	24.885	1:11.240 (3)	100.00	0.685	16:04:23.784
4 -	46.428	24.821	1:11.249	99.99	0.694	16:05:35.033
5 -	45.858	24.758	1:10.616 (2)	100.89	0.061	16:06:45.649
6 -	45.746	24.809	1:10.555 (1)	100.97		16:07:56.204
7 -	46.623	24.946	1:11.569	99.54	1.014	16:09:07.773
8 -	46.983	25.093	1:12.076	98.84	1.521	16:10:19.849
9 -	46.707	24.951	1:11.658	99.42	1.103	16:11:31.507
10 -	46.634	25.138	1:11.772	99.26	1.217	16:12:43.279

P4 711		Ritchie THORNTON		Kawasaki ZX10R - Team 71		
IDEAL LAP TIME : 1:10.725		BEST LAP TIME : 1:10.966		DIFFERENCE : 0.241		
LAP	SECTOR 1	SECTOR 2	LAP TIME	MPH	DIFF	TIME OF DAY
1 -		24.856	1:15.902	93.86	4.936	16:02:00.353
2 -	46.842	24.763	1:11.605	99.49	0.639	16:03:11.958
3 -	46.376	25.066	1:11.442	99.72	0.476	16:04:23.400
4 -	46.571	24.663	1:11.234 (3)	100.01	0.268	16:05:34.634
5 -	46.062	25.069	1:11.131 (2)	100.16	0.165	16:06:45.765
6 -	46.213	24.753	1:10.966 (1)	100.39		16:07:56.731
7 -	46.955	24.819	1:11.774	99.26	0.808	16:09:08.505
8 -	47.061	25.068	1:12.129	98.77	1.163	16:10:20.634
9 -	46.725	24.761	1:11.486	99.66	0.520	16:11:32.120
10 -	46.873	25.311	1:12.184	98.70	1.218	16:12:44.304

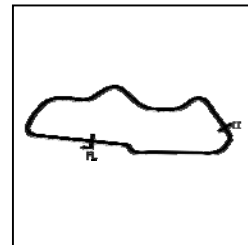
Weather / Track : Cloudy / Dry

Donington Park National
Circuit Length = 1.9790 miles
Start: 16:00 Flag 16:12 End: 16:13

BMCRC - MRO Championships 2020 - Rnd 3 @ Donington Park National

Reactive Parts MRO Powerbikes inc MSS Performance Clubman 1000

RACE 19 - SECTOR ANALYSIS



SECTOR 1 = FL to I1, SECTOR 2 = I1 to FL, DIFF = Difference To Personal Best Lap, P = Crossed Finish Line in Pit Lane, D = Time Disallowed

P5 272		Daniel JOHNSON		BMW S1000 RR -		
IDEAL LAP TIME : 1:10.636		BEST LAP TIME : 1:10.862		DIFFERENCE : 0.226		
LAP	SECTOR 1	SECTOR 2	LAP TIME	MPH	DIFF	TIME OF DAY
1 -		24.883	1:15.623	94.21	4.761	16:02:00.074
2 -	46.747	24.685	1:11.432	99.74	0.570	16:03:11.506
3 -	46.357	24.953	1:11.310	99.91	0.448	16:04:22.816
4 -	46.292	24.570	1:10.862 (1)	100.54		16:05:33.678
5 -	46.066	24.887	1:10.953 (3)	100.41	0.091	16:06:44.631
6 -	46.138	24.761	1:10.899 (2)	100.49	0.037	16:07:55.530
7 -	46.715	25.144	1:11.859	99.14	0.997	16:09:07.389
8 -	47.079	24.969	1:12.048	98.88	1.186	16:10:19.437
9 -	47.680	24.799	1:12.479	98.29	1.617	16:11:31.916
10 -	47.329	25.116	1:12.445	98.34	1.583	16:12:44.361

P6 16		Glenn WALSH		BMW S1000RR - Walters Medical		
IDEAL LAP TIME : 1:10.576		BEST LAP TIME : 1:10.712		DIFFERENCE : 0.136		
LAP	SECTOR 1	SECTOR 2	LAP TIME	MPH	DIFF	TIME OF DAY
1 -		24.773	1:16.536	93.08	5.824	16:02:00.987
2 -	46.469	24.800	1:11.269	99.96	0.557	16:03:12.256
3 -	46.210	24.920	1:11.130	100.16	0.418	16:04:23.386
4 -	46.123	24.615	1:10.738 (2)	100.71	0.026	16:05:34.124
5 -	45.961	24.751	1:10.712 (1)	100.75		16:06:44.836
6 -	46.332	24.688	1:11.020 (3)	100.31	0.308	16:07:55.856
7 -	46.844	24.961	1:11.805	99.22	1.093	16:09:07.661
8 -	47.672	25.167	1:12.839	97.81	2.127	16:10:20.500
9 -	47.994	25.172	1:13.166	97.37	2.454	16:11:33.666
10 -	47.527	25.547	1:13.074	97.49	2.362	16:12:46.740

P7 188		John BUTLER		Kawasaki ZX10 RR - Butler-Hills Ltd		
IDEAL LAP TIME : 1:10.934		BEST LAP TIME : 1:11.126		DIFFERENCE : 0.192		
LAP	SECTOR 1	SECTOR 2	LAP TIME	MPH	DIFF	TIME OF DAY
1 -		25.215	1:17.720	91.66	6.594	16:02:02.171
2 -	47.613	24.730	1:12.343	98.48	1.217	16:03:14.514
3 -	46.892	24.825	1:11.717	99.34	0.591	16:04:26.231
4 -	46.793	24.719	1:11.512	99.62	0.386	16:05:37.743
5 -	46.545	24.581	1:11.126 (1)	100.16		16:06:48.869
6 -	46.616	24.931	1:11.547	99.57	0.421	16:08:00.416
7 -	46.353	24.913	1:11.266 (2)	99.97	0.140	16:09:11.682
8 -	46.538	24.798	1:11.336 (3)	99.87	0.210	16:10:23.018
9 -	47.228	25.285	1:12.513	98.25	1.387	16:11:35.531
10 -	47.310	25.402	1:12.712	97.98	1.586	16:12:48.243

P8 69		Bob COLLINS		Suzuki GSXR 1000 - FWR.co.uk		
IDEAL LAP TIME : 1:11.271		BEST LAP TIME : 1:11.271		DIFFERENCE : 0.000		
LAP	SECTOR 1	SECTOR 2	LAP TIME	MPH	DIFF	TIME OF DAY
1 -		25.122	1:17.229	92.25	5.958	16:02:01.680
2 -	47.935	24.850	1:12.785	97.88	1.514	16:03:14.465
3 -	46.833	24.679	1:11.512 (3)	99.62	0.241	16:04:25.977
4 -	46.625	24.730	1:11.355 (2)	99.84	0.084	16:05:37.332
5 -	46.613	24.658	1:11.271 (1)	99.96		16:06:48.603
6 -	47.416	24.685	1:12.101	98.81	0.830	16:08:00.704
7 -	47.611	24.841	1:12.452	98.33	1.181	16:09:13.156
8 -	47.861	25.366	1:13.227	97.29	1.956	16:10:26.383
9 -	47.782	25.212	1:12.994	97.60	1.723	16:11:39.377
10 -	47.134	24.950	1:12.084	98.83	0.813	16:12:51.461

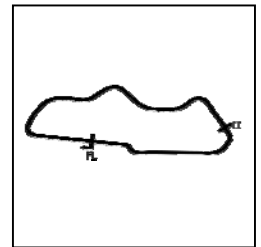
Weather / Track : Cloudy / Dry

Donington Park National
Circuit Length = 1.9790 miles
Start: 16:00 Flag 16:12 End: 16:13

BMCRC - MRO Championships 2020 - Rnd 3 @ Donington Park National

Reactive Parts MRO Powerbikes inc MSS Performance Clubman 1000

RACE 19 - SECTOR ANALYSIS



SECTOR 1 = FL to I1, SECTOR 2 = I1 to FL, DIFF = Difference To Personal Best Lap, P = Crossed Finish Line in Pit Lane, D = Time Disallowed

P9 71 Tom NORTON		Suzuki GSXR 1000 - Mike Newman Haulage				
IDEAL LAP TIME : 1:11.197		BEST LAP TIME : 1:11.544		DIFFERENCE : 0.347		
LAP	SECTOR 1	SECTOR 2	LAP TIME	MPH	DIFF	TIME OF DAY
1 -		25.236	1:17.554	91.86	6.010	16:02:02.005
2 -	47.999	24.935	1:12.934	97.68	1.390	16:03:14.939
3 -	46.850	24.694	1:11.544 (1)	99.58		16:04:26.483
4 -	47.076	25.150	1:12.226	98.64	0.682	16:05:38.709
5 -	46.503	25.085	1:11.588 (2)	99.52	0.044	16:06:50.297
6 -	46.621	24.999	1:11.620 (3)	99.47	0.076	16:08:01.917
7 -	46.977	24.944	1:11.921	99.06	0.377	16:09:13.838
8 -	47.388	25.371	1:12.759	97.92	1.215	16:10:26.597
9 -	47.483	25.048	1:12.531	98.22	0.987	16:11:39.128
10 -	46.977	25.444	1:12.421	98.37	0.877	16:12:51.549

P10 23 Max SYMONDS		BMW S1000RR - J&C Symonds LTD				
IDEAL LAP TIME : 1:11.118		BEST LAP TIME : 1:11.257		DIFFERENCE : 0.139		
LAP	SECTOR 1	SECTOR 2	LAP TIME	MPH	DIFF	TIME OF DAY
1 -		25.153	1:18.450	90.81	7.193	16:02:02.901
2 -	47.953	25.141	1:13.094	97.47	1.837	16:03:15.995
3 -	46.581	24.947	1:11.528 (2)	99.60	0.271	16:04:27.523
4 -	46.327	24.930	1:11.257 (1)	99.98		16:05:38.780
5 -	46.729	24.899	1:11.628	99.46	0.371	16:06:50.408
6 -	46.656	24.944	1:11.600 (3)	99.50	0.343	16:08:02.008
7 -	47.182	24.791	1:11.973	98.99	0.716	16:09:13.981
8 -	47.685	25.036	1:12.721	97.97	1.464	16:10:26.702
9 -	47.770	25.422	1:13.192	97.34	1.935	16:11:39.894
10 -	46.834	24.951	1:11.785	99.24	0.528	16:12:51.679

P11 44 Nicky WILSON		Suzuki GSXR 1000 - Demon GP/Haslemere Motorcycles				
IDEAL LAP TIME : 1:10.980		BEST LAP TIME : 1:11.108		DIFFERENCE : 0.128		
LAP	SECTOR 1	SECTOR 2	LAP TIME	MPH	DIFF	TIME OF DAY
1 -		25.088	1:18.822	90.38	7.714	16:02:03.273
2 -	47.792	25.051	1:12.843	97.80	1.735	16:03:16.116
3 -	46.327	24.781	1:11.108 (1)	100.19		16:04:27.224
4 -	46.199	24.996	1:11.195 (2)	100.07	0.087	16:05:38.419
5 -	46.381	24.911	1:11.292 (3)	99.93	0.184	16:06:49.711
6 -	46.737	24.909	1:11.646	99.44	0.538	16:08:01.357
7 -	47.273	25.037	1:12.310	98.52	1.202	16:09:13.667
8 -	47.759	25.540	1:13.299	97.19	2.191	16:10:26.966
9 -	47.769	25.449	1:13.218	97.30	2.110	16:11:40.184
10 -	47.656	25.787	1:13.443	97.00	2.335	16:12:53.627

P12 98 Rick DICKINSON		BMW S1000RR - MotorcycleRaceParts.co.uk				
IDEAL LAP TIME : 1:11.468		BEST LAP TIME : 1:11.639		DIFFERENCE : 0.171		
LAP	SECTOR 1	SECTOR 2	LAP TIME	MPH	DIFF	TIME OF DAY
1 -		25.626	1:19.271	89.87	7.632	16:02:03.722
2 -	47.682	25.394	1:13.076	97.49	1.437	16:03:16.798
3 -	47.215	25.000	1:12.215	98.65	0.576	16:04:29.013
4 -	46.628	25.106	1:11.734 (3)	99.32	0.095	16:05:40.747
5 -	46.612	25.041	1:11.653 (2)	99.43	0.014	16:06:52.400
6 -	46.688	25.152	1:11.840	99.17	0.201	16:08:04.240
7 -	46.468	25.171	1:11.639 (1)	99.45		16:09:15.879
8 -	47.156	25.284	1:12.440	98.35	0.801	16:10:28.319
9 -	47.750	25.483	1:13.233	97.28	1.594	16:11:41.552
10 -	48.742	27.155	1:15.897	93.87	4.258	16:12:57.449

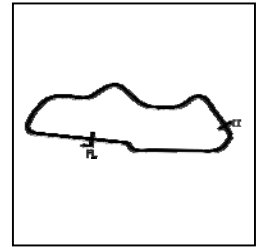
Weather / Track : Cloudy / Dry

Donington Park National
Circuit Length = 1.9790 miles
Start: 16:00 Flag 16:12 End: 16:13

BMCRC - MRO Championships 2020 - Rnd 3 @ Donington Park National

Reactive Parts MRO Powerbikes inc MSS Performance Clubman 1000

RACE 19 - SECTOR ANALYSIS



SECTOR 1 = FL to I1, SECTOR 2 = I1 to FL, DIFF = Difference To Personal Best Lap, P = Crossed Finish Line in Pit Lane, D = Time Disallowed

P13 177 C		Ryan WARRINGTON		Kawasaki ZX10R - RWarrington Carpentry		
IDEAL LAP TIME : 1:11.915		BEST LAP TIME : 1:12.169		DIFFERENCE : 0.254		
LAP	SECTOR 1	SECTOR 2	LAP TIME	MPH	DIFF	TIME OF DAY
1 -		25.664	1:19.635	89.46	7.466	16:02:04.086
2 -	47.616	25.287	1:12.903	97.72	0.734	16:03:16.989
3 -	47.693	25.415	1:13.108	97.45	0.939	16:04:30.097
4 -	47.597	25.299	1:12.896	97.73	0.727	16:05:42.993
5 -	46.964	25.791	1:12.755	97.92	0.586	16:06:55.748
6 -	47.823	25.386	1:13.209	97.31	1.040	16:08:08.957
7 -	47.009	25.326	1:12.335 (3)	98.49	0.166	16:09:21.292
8 -	47.005	25.164	1:12.169 (1)	98.72		16:10:33.461
9 -	46.751	25.474	1:12.225 (2)	98.64	0.056	16:11:45.686
10 -	47.510	26.030	1:13.540	96.88	1.371	16:12:59.226

P14 21		Jack CROUCHER		BMW S1000RR - Trendy lofts		
IDEAL LAP TIME : 1:12.938		BEST LAP TIME : 1:13.190		DIFFERENCE : 0.252		
LAP	SECTOR 1	SECTOR 2	LAP TIME	MPH	DIFF	TIME OF DAY
1 -		25.525	1:20.434	88.57	7.244	16:02:04.885
2 -	47.967	25.389	1:13.356 (3)	97.12	0.166	16:03:18.241
3 -	48.062	25.128	1:13.190 (1)	97.34		16:04:31.431
4 -	47.810	25.452	1:13.262 (2)	97.24	0.072	16:05:44.693
5 -	47.989	25.590	1:13.579	96.82	0.389	16:06:58.272
6 -	48.689	25.770	1:14.459	95.68	1.269	16:08:12.731
7 -	48.715	25.436	1:14.151	96.08	0.961	16:09:26.882
8 -	48.326	25.848	1:14.174	96.05	0.984	16:10:41.056
9 -	49.647	26.479	1:16.126	93.59	2.936	16:11:57.182
10 -	48.954	26.365	1:15.319	94.59	2.129	16:13:12.501

P15 88 C		Scott HALLIDAY		Suzuki GSXR 1000 - Performance fitness gym		
IDEAL LAP TIME : 1:12.611		BEST LAP TIME : 1:12.692		DIFFERENCE : 0.081		
LAP	SECTOR 1	SECTOR 2	LAP TIME	MPH	DIFF	TIME OF DAY
1 -		25.404	1:18.189	91.11	5.497	16:02:02.640
2 -	48.085	26.057	1:14.142	96.09	1.450	16:03:16.782
3 -	47.679	25.395	1:13.074 (3)	97.49	0.382	16:04:29.856
4 -	47.306	25.386	1:12.692 (1)	98.01		16:05:42.548
5 -	47.225	25.670	1:12.895 (2)	97.73	0.203	16:06:55.443
6 -	47.972	25.828	1:13.800	96.53	1.108	16:08:09.243
7 -	47.710	26.208	1:13.918	96.38	1.226	16:09:23.161
8 -	48.863	26.396	1:15.259	94.66	2.567	16:10:38.420
9 -	49.894	27.186	1:17.080	92.43	4.388	16:11:55.500
10 -	50.427	27.008	1:17.435	92.00	4.743	16:13:12.935

P16 83 C		Jason SIGGS		Yamaha R1 - J Siggs Construction		
IDEAL LAP TIME : 1:13.488		BEST LAP TIME : 1:13.759		DIFFERENCE : 0.271		
LAP	SECTOR 1	SECTOR 2	LAP TIME	MPH	DIFF	TIME OF DAY
1 -		26.474	1:21.033	87.92	7.274	16:02:05.484
2 -	48.201	25.558	1:13.759 (1)	96.59		16:03:19.243
3 -	47.930	25.885	1:13.815 (2)	96.52	0.056	16:04:33.058
4 -	48.499	25.831	1:14.330	95.85	0.571	16:05:47.388
5 -	48.841	25.789	1:14.630	95.46	0.871	16:07:02.018
6 -	48.984	25.949	1:14.933	95.08	1.174	16:08:16.951
7 -	48.741	25.859	1:14.600	95.50	0.841	16:09:31.551
8 -	49.210	25.929	1:15.139	94.81	1.380	16:10:46.690
9 -	48.401	25.740	1:14.141 (3)	96.09	0.382	16:12:00.831
10 -	48.271	26.087	1:14.358	95.81	0.599	16:13:15.189

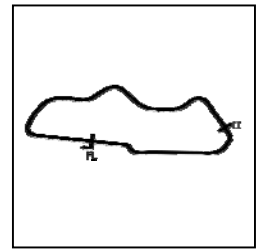
Weather / Track : Cloudy / Dry

Donington Park National
Circuit Length = 1.9790 miles
Start: 16:00 Flag 16:12 End: 16:13

BMCRC - MRO Championships 2020 - Rnd 3 @ Donington Park National

Reactive Parts MRO Powerbikes inc MSS Performance Clubman 1000

RACE 19 - SECTOR ANALYSIS



SECTOR 1 = FL to I1, SECTOR 2 = I1 to FL, DIFF = Difference To Personal Best Lap, P = Crossed Finish Line in Pit Lane, D = Time Disallowed

P17 8		John COUGHLAN		APRILIA RSV4RF - BIKERSWORLD		
IDEAL LAP TIME : 1:13.662		BEST LAP TIME : 1:13.690		DIFFERENCE : 0.028		
LAP	SECTOR 1	SECTOR 2	LAP TIME	MPH	DIFF	TIME OF DAY
1 -		26.329	1:21.715	87.18	8.025	16:02:06.166
2 -	48.685	25.752	1:14.437	95.71	0.747	16:03:20.603
3 -	48.661	26.100	1:14.761	95.29	1.071	16:04:35.364
4 -	48.286	25.970	1:14.256	95.94	0.566	16:05:49.620
5 -	47.910	25.780	1:13.690 (1)	96.68		16:07:03.310
6 -	48.066	25.840	1:13.906 (2)	96.40	0.216	16:08:17.216
7 -	48.102	25.946	1:14.048 (3)	96.21	0.358	16:09:31.264
8 -	49.680	26.115	1:15.795	93.99	2.105	16:10:47.059
9 -	48.592	26.448	1:15.040	94.94	1.350	16:12:02.099
10 -	47.927	26.125	1:14.052	96.21	0.362	16:13:16.151

P18 35 C		Robert CRESSWELL		Kawasaki ZX10R - ODDJOBROB Racing		
IDEAL LAP TIME : 1:13.778		BEST LAP TIME : 1:13.865		DIFFERENCE : 0.087		
LAP	SECTOR 1	SECTOR 2	LAP TIME	MPH	DIFF	TIME OF DAY
1 -		26.001	1:19.827	89.25	5.962	16:02:04.278
2 -	48.246	25.619	1:13.865 (1)	96.45		16:03:18.143
3 -	48.778	25.993	1:14.771	95.28	0.906	16:04:32.914
4 -	49.166	26.136	1:15.302	94.61	1.437	16:05:48.216
5 -	48.389	25.677	1:14.066 (3)	96.19	0.201	16:07:02.282
6 -	48.466	26.094	1:14.560	95.55	0.695	16:08:16.842
7 -	48.159	25.829	1:13.988 (2)	96.29	0.123	16:09:30.830
8 -	49.639	26.349	1:15.988	93.76	2.123	16:10:46.818
9 -	48.690	26.322	1:15.012	94.98	1.147	16:12:01.830
10 -	48.731	26.033	1:14.764	95.29	0.899	16:13:16.594

P19 9 C		Luke DIXON		BMW S1000RR -		
IDEAL LAP TIME : 1:13.009		BEST LAP TIME : 1:13.318		DIFFERENCE : 0.309		
LAP	SECTOR 1	SECTOR 2	LAP TIME	MPH	DIFF	TIME OF DAY
1 -		26.550	1:22.174	86.70	8.856	16:02:06.625
2 -	49.886	26.148	1:16.034	93.70	2.716	16:03:22.659
3 -	48.183	25.671	1:13.854	96.46	0.536	16:04:36.513
4 -	47.400	25.918	1:13.318 (1)	97.17		16:05:49.831
5 -	48.138	25.609	1:13.747 (2)	96.60	0.429	16:07:03.578
6 -	48.025	25.819	1:13.844 (3)	96.48	0.526	16:08:17.422
7 -	48.826	25.814	1:14.640	95.45	1.322	16:09:32.062
8 -	49.088	26.254	1:15.342	94.56	2.024	16:10:47.404
9 -	48.589	26.011	1:14.600	95.50	1.282	16:12:02.004
10 -	48.733	25.956	1:14.689	95.39	1.371	16:13:16.693

P20 229 C		Cecil DINSMORE		Suzuki GSXR 1000 - KnC Motorsport		
IDEAL LAP TIME : 1:14.922		BEST LAP TIME : 1:14.922		DIFFERENCE : 0.000		
LAP	SECTOR 1	SECTOR 2	LAP TIME	MPH	DIFF	TIME OF DAY
1 -		26.700	1:22.793	86.05	7.871	16:02:07.244
2 -	50.073	26.407	1:16.480	93.15	1.558	16:03:23.724
3 -	48.751	26.171	1:14.922 (1)	95.09		16:04:38.646
4 -	49.355	26.263	1:15.618	94.21	0.696	16:05:54.264
5 -	49.382	26.452	1:15.834	93.95	0.912	16:07:10.098
6 -	49.644	26.461	1:16.105	93.61	1.183	16:08:26.203
7 -	49.793	26.266	1:16.059	93.67	1.137	16:09:42.262
8 -	48.848	26.200	1:15.048 (2)	94.93	0.126	16:10:57.310
9 -	49.842	26.263	1:16.105	93.61	1.183	16:12:13.415
10 -	48.836	26.482	1:15.318 (3)	94.59	0.396	16:13:28.733

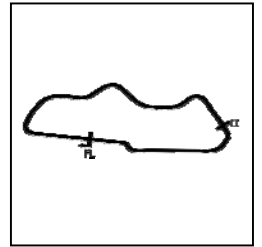
Weather / Track : Cloudy / Dry

Donington Park National
Circuit Length = 1.9790 miles
Start: 16:00 Flag 16:12 End: 16:13

BMCRC - MRO Championships 2020 - Rnd 3 @ Donington Park National

Reactive Parts MRO Powerbikes inc MSS Performance Clubman 1000

RACE 19 - SECTOR ANALYSIS



SECTOR 1 = FL to I1, SECTOR 2 = I1 to FL, DIFF = Difference To Personal Best Lap, P = Crossed Finish Line in Pit Lane, D = Time Disallowed

P21 84 C		Tunc GUNERGUN		Aprilia RSV4 RF - 1 - BIKERSWORLD		
IDEAL LAP TIME : 1:14.707		BEST LAP TIME : 1:14.773		DIFFERENCE : 0.066		
LAP	SECTOR 1	SECTOR 2	LAP TIME	MPH	DIFF	TIME OF DAY
1 -		27.027	1:24.181	84.63	9.408	16:02:08.632
2 -	50.155	26.840	1:16.995	92.53	2.222	16:03:25.627
3 -	48.778	25.995	1:14.773 (1)	95.28		16:04:40.400
4 -	49.219	26.131	1:15.350	94.55	0.577	16:05:55.750
5 -	49.610	26.161	1:15.771	94.02	0.998	16:07:11.521
6 -	49.461	26.296	1:15.757	94.04	0.984	16:08:27.278
7 -	49.556	26.132	1:15.688	94.13	0.915	16:09:42.966
8 -	48.712	26.092	1:14.804 (2)	95.24	0.031	16:10:57.770
9 -	49.646	26.426	1:16.072	93.65	1.299	16:12:13.842
10 -	49.015	26.196	1:15.211 (3)	94.72	0.438	16:13:29.053

P22 46 C		Simon GATES		Kawasaki ZX10R - Team Kawafati		
IDEAL LAP TIME : 1:15.541		BEST LAP TIME : 1:15.735		DIFFERENCE : 0.194		
LAP	SECTOR 1	SECTOR 2	LAP TIME	MPH	DIFF	TIME OF DAY
1 -		26.255	1:22.012	86.87	6.277	16:02:06.463
2 -	49.701	26.034	1:15.735 (1)	94.07		16:03:22.198
3 -	49.669	26.228	1:15.897 (3)	93.87	0.162	16:04:38.095
4 -			1:16.640	92.96	0.905	16:05:54.735
5 -	49.620	26.246	1:15.866 (2)	93.91	0.131	16:07:10.601
6 -	50.052	26.275	1:16.327	93.34	0.592	16:08:26.928
7 -	49.715	26.843	1:16.558	93.06	0.823	16:09:43.486
8 -	49.507	26.665	1:16.172	93.53	0.437	16:10:59.658
9 -	49.663	26.529	1:16.192	93.50	0.457	16:12:15.850
10 -	49.777	26.274	1:16.051	93.68	0.316	16:13:31.901

P23 333		Andrew HOUGHTON		Yamaha R1 - Yamaha UK		
IDEAL LAP TIME : 1:15.018		BEST LAP TIME : 1:15.018		DIFFERENCE : 0.000		
LAP	SECTOR 1	SECTOR 2	LAP TIME	MPH	DIFF	TIME OF DAY
1 -		26.721	1:24.104	84.71	9.086	16:02:08.555
2 -	49.826	26.085	1:15.911	93.85	0.893	16:03:24.466
3 -	49.122	25.896	1:15.018 (1)	94.97		16:04:39.484
4 -	49.759	26.102	1:15.861 (3)	93.91	0.843	16:05:55.345
5 -	49.645	26.033	1:15.678 (2)	94.14	0.660	16:07:11.023
6 -	50.385	26.336	1:16.721	92.86	1.703	16:08:27.744
7 -	49.923	26.225	1:16.148	93.56	1.130	16:09:43.892
8 -	50.205	26.188	1:16.393	93.26	1.375	16:11:00.285
9 -	49.846	26.126	1:15.972	93.77	0.954	16:12:16.257
10 -	50.058	26.205	1:16.263	93.42	1.245	16:13:32.520

P24 152		Barry MANTELL		Kawasaki ZX10R - Swedish car connection		
IDEAL LAP TIME : 1:15.241		BEST LAP TIME : 1:15.264		DIFFERENCE : 0.023		
LAP	SECTOR 1	SECTOR 2	LAP TIME	MPH	DIFF	TIME OF DAY
1 -		26.799	1:23.062	85.77	7.798	16:02:07.513
2 -	49.345	26.314	1:15.659 (3)	94.16	0.395	16:03:23.172
3 -	48.975	26.289	1:15.264 (1)	94.66		16:04:38.436
4 -	49.241	26.476	1:15.717	94.09	0.453	16:05:54.153
5 -	49.104	26.266	1:15.370 (2)	94.52	0.106	16:07:09.523
6 -	51.129	28.208	1:19.337	89.80	4.073	16:08:28.860
7 -	52.134	28.207	1:20.341	88.68	5.077	16:09:49.201
8 -	54.119	31.501	1:25.620	83.21	10.356	16:11:14.821
9 -	55.388	52.693	1:48.081	65.91	32.817	16:13:02.902

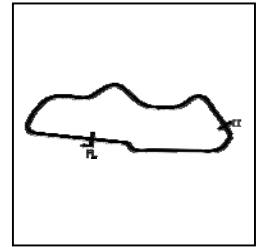
Weather / Track : Cloudy / Dry

Donington Park National
Circuit Length = 1.9790 miles
Start: 16:00 Flag 16:12 End: 16:13

BMCRC - MRO Championships 2020 - Rnd 3 @ Donington Park National

Reactive Parts MRO Powerbikes inc MSS Performance Clubman 1000

RACE 19 - SECTOR ANALYSIS



SECTOR 1 = FL to I1, SECTOR 2 = I1 to FL, DIFF = Difference To Personal Best Lap, P = Crossed Finish Line in Pit Lane, D = Time Disallowed

P25 129		Gareth MACKEY		Suzuki GSXR 1000 - MSM Contracts		
IDEAL LAP TIME : 1:15.150		BEST LAP TIME : 1:15.150		DIFFERENCE : 0.000		
LAP	SECTOR 1	SECTOR 2	LAP TIME	MPH	DIFF	TIME OF DAY
1 -		26.160	1:24.656	84.15	9.506	16:02:09.107
2 -	50.638	26.158	1:16.796 (3)	92.77	1.646	16:03:25.903
3 -	49.646	25.504	1:15.150 (1)	94.80		16:04:41.053
4 -	49.663	25.801	1:15.464 (2)	94.41	0.314	16:05:56.517
5 -	50.797	26.445	1:17.242	92.23	2.092	16:07:13.759
6 -	51.898	IN PIT	1:24.163 P	84.65	9.013	16:08:37.922

P26 277 C		Adrian AVERRE		Yamaha R1 - Ryders Alley Racing		
IDEAL LAP TIME : 1:16.489		BEST LAP TIME :		DIFFERENCE :		
LAP	SECTOR 1	SECTOR 2	LAP TIME	MPH	DIFF	TIME OF DAY
1 -		26.318	1:23.190	85.64		16:02:07.641

P27 36		Joe BALDRY		BMW S1000RR - Chilton Motors		
IDEAL LAP TIME :		BEST LAP TIME :		DIFFERENCE :		
LAP	SECTOR 1	SECTOR 2	LAP TIME	MPH	DIFF	TIME OF DAY
1 -		IN PIT	1:31.311 P	78.02		16:02:15.762

BMCRC - MRO Championships 2020 - Rnd 3 @ Donington Park National

Reactive Parts MRO Powerbikes inc MSS Performance Clubman 1000

RACE 19 - BEST SECTORS

SECTOR 1			SECTOR 2			IDEAL / BEST COMPARISON						
POS	NO	NAME	TIME	NO	NAME	TIME	POS	NO	NAME	IDEAL	BEST	DIFF
									PERFECT LAP	1:10.049		
1	29	BRIDGER	45.686	29	BRIDGER	24.363	1	29	BRIDGER	1:10.049	1:10.313	0.264
2	17	BAKER	45.746	272	JOHNSON	24.570	2	17	BAKER	1:10.504	1:10.555	0.051
3	16	WALSH	45.961	188	BUTLER	24.581	3	16	WALSH	1:10.576	1:10.712	0.136
4	711	THORNTON	46.062	16	WALSH	24.615	4	272	JOHNSON	1:10.636	1:10.862	0.226
5	272	JOHNSON	46.066	30	GIBSON	24.645	5	711	THORNTON	1:10.725	1:10.966	0.241
6	30	GIBSON	46.093	69	COLLINS	24.658	6	30	GIBSON	1:10.738	1:10.740	0.002
7	44	WILSON	46.199	711	THORNTON	24.663	7	188	BUTLER	1:10.934	1:11.126	0.192
8	23	SYMONDS	46.327	71	NORTON	24.694	8	44	WILSON	1:10.980	1:11.108	0.128
9	188	BUTLER	46.353	17	BAKER	24.758	9	23	SYMONDS	1:11.118	1:11.257	0.139
10	98	DICKINSON	46.468	44	WILSON	24.781	10	71	NORTON	1:11.197	1:11.544	0.347
11	71	NORTON	46.503	23	SYMONDS	24.791	11	69	COLLINS	1:11.271	1:11.271	0.000
12	69	COLLINS	46.613	98	DICKINSON	25.000	12	98	DICKINSON	1:11.468	1:11.639	0.171
13	177	WARRINGTON	46.751	21	CROUCHER	25.128	13	177	WARRINGTON	1:11.915	1:12.169	0.254
14	88	HALLIDAY	47.225	177	WARRINGTON	25.164	14	88	HALLIDAY	1:12.611	1:12.692	0.081
15	9	DIXON	47.400	88	HALLIDAY	25.386	15	21	CROUCHER	1:12.938	1:13.190	0.252
16	21	CROUCHER	47.810	129	MACKEY	25.504	16	9	DIXON	1:13.009	1:13.318	0.309
17	8	COUGHLAN	47.910	83	SIGGS	25.558	17	83	SIGGS	1:13.488	1:13.759	0.271
18	83	SIGGS	47.930	9	DIXON	25.609	18	8	COUGHLAN	1:13.662	1:13.690	0.028
19	35	CRESSWELL	48.159	35	CRESSWELL	25.619	19	35	CRESSWELL	1:13.778	1:13.865	0.087
20	84	GUNERGUN	48.712	8	COUGHLAN	25.752	20	84	GUNERGUN	1:14.707	1:14.773	0.066
21	229	DINSMORE	48.751	333	HOUGHTON	25.896	21	229	DINSMORE	1:14.922	1:14.922	0.000
22	152	MANTELL	48.975	84	GUNERGUN	25.995	22	333	HOUGHTON	1:15.018	1:15.018	0.000
23	333	HOUGHTON	49.122	46	GATES	26.034	23	129	MACKEY	1:15.150	1:15.150	0.000
24	46	GATES	49.507	229	DINSMORE	26.171	24	152	MANTELL	1:15.241	1:15.264	0.023
25	129	MACKEY	49.646	152	MANTELL	26.266	25	46	GATES	1:15.541	1:15.735	0.194
26	277	AVERRE	50.171	277	AVERRE	26.318	26	277	AVERRE	1:16.489		
27							27	36	BALDRY			
28												

Weather / Track : Cloudy / Dry

Results can be found at www.tsl-timing.com

Donington Park National
 Circuit Length = 1.9790 miles
 Start: 16:00 Flag 16:12 End: 16:13

Printed - 16:14 Sunday, 06 September 2020

BMCRC - MRO Championships 2020 - Rnd 3 @ Donington Park National

Reactive Parts MRO Powerbikes inc MSS Performance Clubman 1000

RACE 19 - STATISTICS

Competitors Started 27
Planned Start 2020-09-06 @ 16:00:00.000
Actual Start 2020-09-06 @ 16:00:44.450
Finish Time 2020-09-06 @ 16:12:37.744
Track Length 1.9790mi.
Total Laps 247
Total Distance Covered 488.8296mi.

Session Fastest Lap History

NO	CL	NAME	LAP TIME	TIME OF DAY	LAP	VEHICLE
29		Mark BRIDGER	1:10.646	16:03:09.457	2	Yamaha R1
29		Mark BRIDGER	1:10.468	16:05:30.683	4	Yamaha R1
29		Mark BRIDGER	1:10.313	16:06:40.995	5	Yamaha R1

Session Leader History

NO	CL	NAME	FROM LAP	LAPS LED	DISTANCE	VEHICLE
29		Mark BRIDGER	1	10	19.75 miles	Yamaha R1

Flag History

TYPE	TIME OF DAY
GREEN	16:00:44.450
FINISH	16:12:37.744

Flag Statistics

TYPE	COUNT	TOTAL LAPS	TOTAL TIME
Green	1	10	12:53.643
Red	0	0	0.000
Safety Car	0	0	0.000
FCY	0	0	0.000

BMCRC - MRO Championships 2020 - Rnd 3 @ Donington Park National

Reactive Parts MRO Powerbikes inc MSS Performance Clubman 1000

RACE 19 - STATISTICS

CLASS :

18 Starters

Fastest Lap History

NO	NAME	LAP TIME	TIME OF DAY	LAP	VEHICLE
29	Mark BRIDGER	1:10.646	16:03:09.457	2	Yamaha R1
29	Mark BRIDGER	1:10.468	16:05:30.683	4	Yamaha R1
29	Mark BRIDGER	1:10.313	16:06:40.995	5	Yamaha R1

Leader History

NO	NAME	FROM LAP	LAPS LED	DISTANCE	VEHICLE
29	Mark BRIDGER	1	10	19.75 miles	Yamaha R1

BMCRC - MRO Championships 2020 - Rnd 3 @ Donington Park National

Reactive Parts MRO Powerbikes inc MSS Performance Clubman 1000

RACE 19 - STATISTICS

CLASS : C

9 Starters

Fastest Lap History

NO	NAME	LAP TIME	TIME OF DAY	LAP	VEHICLE
88	Scott HALLIDAY	1:14.142	16:03:16.830	2	Suzuki GSXR 1000
177	Ryan WARRINGTON	1:12.903	16:03:16.987	2	Kawasaki ZX10R
88	Scott HALLIDAY	1:12.692	16:05:42.555	4	Suzuki GSXR 1000
177	Ryan WARRINGTON	1:12.335	16:09:21.290	7	Kawasaki ZX10R
177	Ryan WARRINGTON	1:12.169	16:10:33.459	8	Kawasaki ZX10R

Leader History

NO	NAME	FROM LAP	LAPS LED	DISTANCE	VEHICLE
88	Scott HALLIDAY	1	5	9.85 miles	Suzuki GSXR 1000
177	Ryan WARRINGTON	6	5	9.89 miles	Kawasaki ZX10R

Weather / Track : Cloudy / Dry

Results can be found at www.tsl-timing.com

Page 3 of 3

Donington Park National
Circuit Length = 1.9790 miles
Start: 16:00 Flag 16:12 End: 16:13

Printed - 16:14 Sunday, 06 September 2020

BMCRC-MRO Championships 2020



RKB-F1
MOTORSPORT

RKB - BMCRC F1 & F2 SIDECARS

Donington Park National Circuit

5th / 6th September 2020



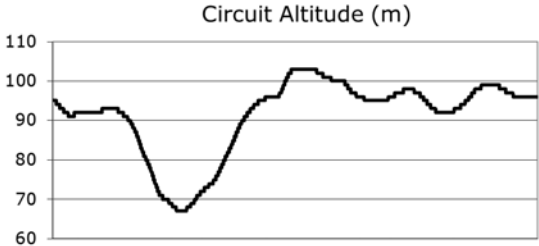
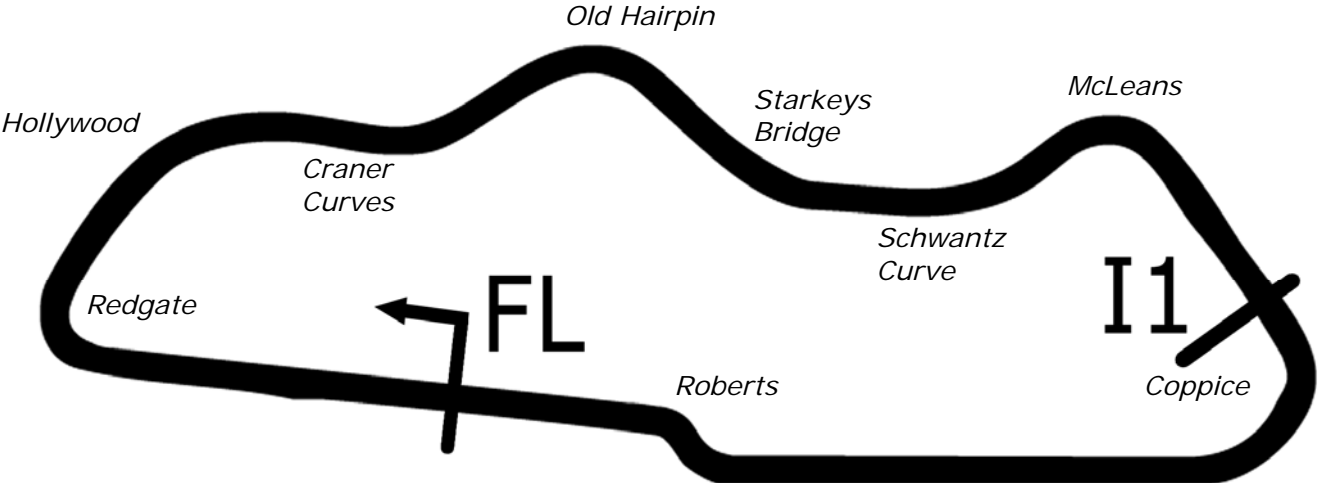
Results Provided by Timing Solutions Ltd
www.tsl-timing.com

Donington Park National



SPORTS TIMING

TIMING SOLUTIONS LTD



Length	1.9790 miles	3185.0 m	
FL		52.82971 N	1.37867 W
I1	2096m	52.82978 N	1.36508 W
Pit Entry	3100m	52.82951 N	1.37832 W
Pit Exit	229m after FL	52.82996 N	1.38205 W
Pit Entry–Pit Exit 256m, 15.3s @60kph, 11.5s @80kph			

All results available at www.tsl-timing.com

BMCRC - MRO Championships 2020 - Rnd 3 @ Donington Park National

RKB-BMCRC F1 & F2 Sidecars

QUALIFYING - CLASSIFICATION



POS	NO	CL	PIC NAME	ENTRY	TIME	ON	LAPS	GAP	DIFF	MPH
1	51	F1	1 GILBERT / THOMAS	Adolf RS1 Yamaha - Borough bridge auto services	1:16.416	3	7			93.23
2	93	F1	2 HOLDEN / LAWRENCE	LCR Suzuki - Holden racing	1:16.472	4	7	0.056	0.056	93.16
3	3	F2	1 HOLDEN / LOWTHER	LCR -	1:16.932	6	7	0.516	0.460	92.60
4	8	F2	2 ILARIA / SIMS	- Powerhouse	1:20.768	6	6	4.352	3.836	88.21
5	27	F2	3 KIRBY / GRAVES	KRT Suzuki - KRT	1:21.137	4	5	4.721	0.369	87.81
6	15	F2	4 K MORGAN / S MORGAN	LCR Yamaha - All The Elements	1:21.222	5	6	4.806	0.085	87.71
7	13	F2	5 DIX / PARKER	Baker Honda - APACHE DEVELOPEMENTS	1:21.740	5	6	5.324	0.518	87.16
8	36	F2	6 SCHOFIELD / ROSTROM	DDM - SRT Motorcycles	1:22.133	2	3	5.717	0.393	86.74
9	17	F1	3 THOMAS / JAMES	Ireson Suzuki - Team Walters & Thomas Sidecar Racing	1:22.133	4	6	5.717	0.000	86.74
10	128	F1	4 HORTON / DODD	Wintec Suzuki - Wintec Racing	1:22.261	6	6	5.845	0.128	86.61
11	118	F1	5 BICKNELL/ ENSOR	LCR Kawasaki -	1:22.850	4	5	6.434	0.589	85.99
12	73	F2	7 GOODIER / STONE	LCR - Rowtec Ltd	1:23.269	2	6	6.853	0.419	85.56
13	158	F1	6 EASTELL / LAWERENCE	-	1:23.337	5	6	6.921	0.068	85.49
14	171	F1	7 WRIGHT / BAILEY	Yamaha - Stainless Steel Designs Ltd.	1:23.424	3	6	7.008	0.087	85.40
15	136	F1	8 S EDWARDS / L EDWARDS	BMR Suzuki - ECONOMY HEATING SERVICES	1:23.492	5	6	7.076	0.068	85.33
16	39	F2	8 MOORE / SCHOFIELD	Ireson Honda - LBS Racing/Team Stannard	1:23.689	6	6	7.273	0.197	85.13
17	37	F1	9 KNIGHT / HUGHES	LCR Kawasaki -	1:23.742	2	4	7.326	0.053	85.07
18	26	F2	9 ATKINSON / MIDDLETON	Bellas - CMS/RAF MSA	1:24.151	2	3	7.735	0.409	84.66
19	964	F2	10 ANDERSON / LUPTON	Lumley - Lumley Engineering	1:24.359	4	5	7.943	0.208	84.45
20	41	F2	11 RILEY / QUINLAN	MR Equipe - Finecut Developments	1:25.086	5	5	8.670	0.727	83.73
21	45	F2	12 COSTELLO / STOKOE	LCR Kawasaki - FROG PROPERTY DEVELOPMENTS L	1:25.400	5	6	8.984	0.314	83.42
22	44	F2	13 KING / SIGSWORTH	Lumley Ireson F2 - The Bell on the Common	1:25.437	4	5	9.021	0.037	83.39
23	6	F2	14 BELLABY / GRISTWOOD	DDM Suzuki - Gristwood & Toms	1:26.002	5	6	9.586	0.565	82.84
24	29	F2	15 GRISTWOOD / CRACKNALL	Suzuki - Gristwood&Toms	1:26.389	5	6	9.973	0.387	82.47
25	412	F1	10 PETTIS / PETTIS	RSR KTM 1190 - Performance Technical	1:26.444	4	5	10.028	0.055	82.41
26	121	F1	11 LAWRENCE / HUGHES	LCR Yamaha -	1:26.816	4	5	10.400	0.372	82.06
27	31	F2	16 MUNRO / GEDDES	Shelbourne Yamaha - Allbikes	1:27.170	5	5	10.754	0.354	81.73
28	167	F2	17 PETTMAN / ROBINSON	Windle Yamaha -	1:28.346	4	5	11.930	1.176	80.64
29	74	F1	12 JO RESTALL / JA RESTALL	RCN Yamaha -	1:29.307	4	5	12.891	0.961	79.77
30	50	F2	18 BROWNE / FITZPATRICK	Baker Suzuki - www.corries.com	1:32.843	4	5	16.427	3.536	76.73
31	22	F2	19 LITHGOW / KEMP	CES Shelbourne - Lithgow electrical services	1:34.945	3	4	18.529	2.102	75.03
32	67	F1	13 JEFFREY / FIELD	Windle - MJP racing	1:36.711	4	4	20.295	1.766	73.66
33	54	F2	20 ALTON / BROTHERTON	LCR -			0			

Weather / Track : Cloudy / Dry

These results are provisional until the conclusion of any judicial and technical matters.

Donington Park National
Circuit Length = 1.9790 miles
Start: 10:30 Flag 10:45 End: 10:45

Clerk Of Course :	Steward :	Timekeeper :
-------------------	-----------	--------------

Results can be found at www.tsl-timing.com

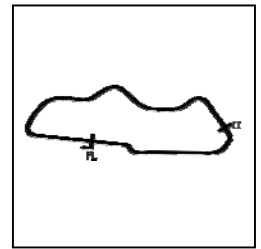
Printed - 10:45 Saturday, 05 September 2020



BMCRC - MRO Championships 2020 - Rnd 3 @ Donington Park National

RKB-BMCRC F1 & F2 Sidecars

QUALIFYING - SECTOR ANALYSIS



SECTOR 1 = FL to I1, SECTOR 2 = I1 to FL, DIFF = Difference To Personal Best Lap, P = Crossed Finish Line in Pit Lane, D = Time Disallowed

P1 51 F1		GILBERT / THOMAS		Adolf RS1 Yamaha - Borough bridge auto services			
IDEAL LAP TIME : 1:16.222		BEST LAP TIME : 1:16.416		DIFFERENCE : 0.194			
LAP	SECTOR 1	SECTOR 2	LAP TIME	MPH	DIFF	TIME OF DAY	
1 -	54.985	29.028	1:24.013	84.80	7.597	10:32:10.016	
2 -	51.840	28.645	1:20.485	88.52	4.069	10:33:30.501	
3 -	48.895	27.521	1:16.416 (1)	93.23		10:34:46.917	
4 -	49.880	27.579	1:17.459	91.97	1.043	10:36:04.376	
5 -	49.141	27.327	1:16.468 (2)	93.17	0.052	10:37:20.844	
6 -	49.712	27.546	1:17.258 (3)	92.21	0.842	10:38:38.102	
7 -	51.452	IN PIT	1:30.294 P	78.90	13.878	10:40:08.396	

P2 93 F1		HOLDEN / LAWRENCE		LCR Suzuki - Holden racing			
IDEAL LAP TIME : 1:16.242		BEST LAP TIME : 1:16.472		DIFFERENCE : 0.230			
LAP	SECTOR 1	SECTOR 2	LAP TIME	MPH	DIFF	TIME OF DAY	
1 -	56.246	28.863	1:25.109	83.71	8.637	10:32:16.454	
2 -	54.570	29.260	1:23.830	84.98	7.358	10:33:40.284	
3 -	49.163	28.126	1:17.289 (2)	92.18	0.817	10:34:57.573	
4 -	48.636	27.836	1:16.472 (1)	93.16		10:36:14.045	
5 -	50.279	27.726	1:18.005	91.33	1.533	10:37:32.050	
6 -	50.060	27.606	1:17.666 (3)	91.73	1.194	10:38:49.716	
7 -	49.797	IN PIT	1:23.174 P	85.65	6.702	10:40:12.890	

P3 3 F2		HOLDEN / LOWTHER		LCR -			
IDEAL LAP TIME : 1:16.368		BEST LAP TIME : 1:16.932		DIFFERENCE : 0.564			
LAP	SECTOR 1	SECTOR 2	LAP TIME	MPH	DIFF	TIME OF DAY	
1 -	52.119	28.257	1:20.376	88.64	3.444	10:32:03.065	
2 -	51.897	27.304	1:19.201	89.95	2.269	10:33:22.266	
3 -	50.589	28.277	1:18.866	90.33	1.934	10:34:41.132	
4 -	49.319	28.693	1:18.012 (3)	91.32	1.080	10:35:59.144	
5 -	49.302	27.662	1:16.964 (2)	92.57	0.032	10:37:16.108	
6 -	49.866	27.066	1:16.932 (1)	92.60		10:38:33.040	
7 -	51.942	28.693	1:20.635	88.35	3.703	10:39:53.675	

P4 8 F2		ILARIA / SIMS		- Powerhouse			
IDEAL LAP TIME : 1:20.111		BEST LAP TIME : 1:20.768		DIFFERENCE : 0.657			
LAP	SECTOR 1	SECTOR 2	LAP TIME	MPH	DIFF	TIME OF DAY	
1 -	56.349	30.445	1:26.794	82.08	6.026	10:32:17.831	
2 -	54.203	30.434	1:24.637	84.17	3.869	10:33:42.468	
3 -	52.498	28.731	1:21.229 (2)	87.71	0.461	10:35:03.697	
4 -	54.566	29.263	1:23.829	84.99	3.061	10:36:27.526	
5 -	53.192	28.814	1:22.006 (3)	86.87	1.238	10:37:49.532	
6 -	51.380	29.388	1:20.768 (1)	88.21		10:39:10.300	

P5 27 F2		KIRBY / GRAVES		KRT Suzuki - KRT			
IDEAL LAP TIME : 1:20.900		BEST LAP TIME : 1:21.137		DIFFERENCE : 0.237			
LAP	SECTOR 1	SECTOR 2	LAP TIME	MPH	DIFF	TIME OF DAY	
1 -	58.373	30.288	1:28.661 (3)	80.35	7.524	10:32:12.247	
2 -	56.711	IN PIT	1:32.028 P	77.41	10.891	10:33:44.275	
3 -	OUTLAP	30.139	2:40.675	44.34	1:19.538	10:36:24.950	
4 -	52.313	28.824	1:21.137 (1)	87.81		10:37:46.087	
5 -	53.260	29.625	1:22.885 (2)	85.95	1.748	10:39:08.972	

Weather / Track : Cloudy / Dry

Donington Park National
Circuit Length = 1.9790 miles
Start: 10:30 Flag 10:45 End: 10:45

BMCRC - MRO Championships 2020 - Rnd 3 @ Donington Park National

RKB-BMCRC F1 & F2 Sidecars

QUALIFYING - SECTOR ANALYSIS



SECTOR 1 = FL to I1, SECTOR 2 = I1 to FL, DIFF = Difference To Personal Best Lap, P = Crossed Finish Line in Pit Lane, D = Time Disallowed

P6 15 F2		K MORGAN / S MORGAN		LCR Yamaha - All The Elements			
IDEAL LAP TIME : 1:21.181		BEST LAP TIME : 1:21.222		DIFFERENCE : 0.041			
LAP	SECTOR 1	SECTOR 2	LAP TIME	MPH	DIFF	TIME OF DAY	
1 -	58.085	29.835	1:27.920	81.03	6.698	10:32:41.296	
2 -	54.631	29.363	1:23.994 (3)	84.82	2.772	10:34:05.290	
3 -	54.904	29.776	1:24.680	84.13	3.458	10:35:29.970	
4 -	52.680	28.948	1:21.628 (2)	87.28	0.406	10:36:51.598	
5 -	52.233	28.989	1:21.222 (1)	87.71		10:38:12.820	
6 -	1:26.498	30.167	1:56.665	61.06	35.443	10:40:09.485	

P7 13 F2		DIX / PARKER		Baker Honda - APACHE DEVELOPEMENTS			
IDEAL LAP TIME : 1:21.740		BEST LAP TIME : 1:21.740		DIFFERENCE : 0.000			
LAP	SECTOR 1	SECTOR 2	LAP TIME	MPH	DIFF	TIME OF DAY	
1 -	1:02.810	32.756	1:35.566	74.55	13.826	10:32:58.504	
2 -	54.947	29.468	1:24.415	84.40	2.675	10:34:22.919	
3 -	53.568	29.007	1:22.575 (3)	86.28	0.835	10:35:45.494	
4 -	52.949	29.509	1:22.458 (2)	86.40	0.718	10:37:07.952	
5 -	52.835	28.905	1:21.740 (1)	87.16		10:38:29.692	
6 -	55.907	30.513	1:26.420	82.44	4.680	10:39:56.112	

P8 36 F2		SCHOFIELD / ROSTROM		DDM - SRT Motorcycles			
IDEAL LAP TIME : 1:21.536		BEST LAP TIME : 1:22.133		DIFFERENCE : 0.597			
LAP	SECTOR 1	SECTOR 2	LAP TIME	MPH	DIFF	TIME OF DAY	
1 -	56.060	29.806	1:25.866 (3)	82.97	3.733	10:32:36.612	
2 -	53.735	28.398	1:22.133 (1)	86.74		10:33:58.745	
3 -	53.138	29.216	1:22.354 (2)	86.51	0.221	10:35:21.099	

P9 17 F1		THOMAS / JAMES		Ireson Suzuki - Team Walters & Thomas Sidecar Racing			
IDEAL LAP TIME : 1:22.133		BEST LAP TIME : 1:22.133		DIFFERENCE : 0.000			
LAP	SECTOR 1	SECTOR 2	LAP TIME	MPH	DIFF	TIME OF DAY	
1 -	1:02.011	31.843	1:33.854	75.91	11.721	10:33:08.610	
2 -	55.534	29.610	1:25.144	83.67	3.011	10:34:33.754	
3 -	53.943	29.920	1:23.863 (3)	84.95	1.730	10:35:57.617	
4 -	53.511	28.622	1:22.133 (1)	86.74		10:37:19.750	
5 -	53.624	29.370	1:22.994 (2)	85.84	0.861	10:38:42.744	
6 -	54.683	31.779	1:26.462	82.40	4.329	10:40:09.206	

P10 128 F1		HORTON / DODD		Wintec Suzuki - Wintec Racing			
IDEAL LAP TIME : 1:22.261		BEST LAP TIME : 1:22.261		DIFFERENCE : 0.000			
LAP	SECTOR 1	SECTOR 2	LAP TIME	MPH	DIFF	TIME OF DAY	
1 -	1:01.032	32.034	1:33.066	76.55	10.805	10:33:17.731	
2 -	54.877	30.600	1:25.477	83.35	3.216	10:34:43.208	
3 -	54.217	29.441	1:23.658 (3)	85.16	1.397	10:36:06.866	
4 -	54.054	30.959	1:25.013	83.80	2.752	10:37:31.879	
5 -	53.421	29.301	1:22.722 (2)	86.12	0.461	10:38:54.601	
6 -	53.171	29.090	1:22.261 (1)	86.61		10:40:16.862	

P11 118 F1		BICKNELL/ ENSOR		LCR Kawasaki -			
IDEAL LAP TIME : 1:22.667		BEST LAP TIME : 1:22.850		DIFFERENCE : 0.183			
LAP	SECTOR 1	SECTOR 2	LAP TIME	MPH	DIFF	TIME OF DAY	
1 -	59.636	31.635	1:31.271	78.06	8.421	10:33:33.664	
2 -	54.479	30.301	1:24.780	84.03	1.930	10:34:58.444	
3 -	53.791	30.106	1:23.897 (2)	84.92	1.047	10:36:22.341	
4 -	53.144	29.706	1:22.850 (1)	85.99		10:37:45.191	
5 -	53.909	30.330	1:24.239 (3)	84.57	1.389	10:39:09.430	

Weather / Track : Cloudy / Dry

Donington Park National
Circuit Length = 1.9790 miles
Start: 10:30 Flag 10:45 End: 10:45

BMCR - MRO Championships 2020 - Rnd 3 @ Donington Park National

RKB-BMCR F1 & F2 Sidecars

QUALIFYING - SECTOR ANALYSIS



SECTOR 1 = FL to I1, SECTOR 2 = I1 to FL, DIFF = Difference To Personal Best Lap, P = Crossed Finish Line in Pit Lane, D = Time Disallowed

P12 73 F2		GOODIER / STONE		LCR - Rowtec Ltd		
IDEAL LAP TIME : 1:22.954		BEST LAP TIME : 1:23.269		DIFFERENCE : 0.315		
LAP	SECTOR 1	SECTOR 2	LAP TIME	MPH	DIFF	TIME OF DAY
1 -	57.466	32.137	1:29.603	79.51	6.334	10:33:00.495
2 -	53.935	29.334	1:23.269 (1)	85.56		10:34:23.764
3 -	53.620	29.825	1:23.445 (2)	85.38	0.176	10:35:47.209
4 -	54.218	29.846	1:24.064 (3)	84.75	0.795	10:37:11.273
5 -	54.865	29.714	1:24.579	84.23	1.310	10:38:35.852
6 -	56.338	31.725	1:28.063	80.90	4.794	10:40:03.915

P13 158 F1		EASTELL / LAWERENCE		-		
IDEAL LAP TIME : 1:23.337		BEST LAP TIME : 1:23.337		DIFFERENCE : 0.000		
LAP	SECTOR 1	SECTOR 2	LAP TIME	MPH	DIFF	TIME OF DAY
1 -	59.085	29.723	1:28.808	80.22	5.471	10:32:40.546
2 -	54.976	29.460	1:24.436 (2)	84.37	1.099	10:34:04.982
3 -	55.364	31.264	1:26.628	82.24	3.291	10:35:31.610
4 -	56.877	29.281	1:26.158 (3)	82.69	2.821	10:36:57.768
5 -	54.143	29.194	1:23.337 (1)	85.49		10:38:21.105
6 -	59.274	IN PIT	1:46.189 P	67.09	22.852	10:40:07.294

P14 171 F1		WRIGHT / BAILEY		Yamaha - Stainless Steel Designs Ltd.		
IDEAL LAP TIME : 1:23.060		BEST LAP TIME : 1:23.424		DIFFERENCE : 0.364		
LAP	SECTOR 1	SECTOR 2	LAP TIME	MPH	DIFF	TIME OF DAY
1 -	1:00.249	31.551	1:31.800	77.61	8.376	10:33:16.793
2 -	55.363	30.637	1:26.000	82.84	2.576	10:34:42.793
3 -	54.064	29.360	1:23.424 (1)	85.40		10:36:06.217
4 -	54.358	30.004	1:24.362	84.45	0.938	10:37:30.579
5 -	53.700	30.178	1:23.878 (2)	84.94	0.454	10:38:54.457
6 -	54.621	29.483	1:24.104 (3)	84.71	0.680	10:40:18.561

P15 136 F1		S EDWARDS / L EDWARDS		BMR Suzuki - ECONOMY HEATING SERVICES		
IDEAL LAP TIME : 1:22.695		BEST LAP TIME : 1:23.492		DIFFERENCE : 0.797		
LAP	SECTOR 1	SECTOR 2	LAP TIME	MPH	DIFF	TIME OF DAY
1 -	1:02.394	32.377	1:34.771	75.17	11.279	10:33:08.026
2 -	57.017	30.158	1:27.175 (3)	81.72	3.683	10:34:35.201
3 -	55.100	32.165	1:27.265	81.64	3.773	10:36:02.466
4 -	57.926	31.158	1:29.084	79.97	5.592	10:37:31.550
5 -	53.446	30.046	1:23.492 (1)	85.33		10:38:55.042
6 -	54.390	29.249	1:23.639 (2)	85.18	0.147	10:40:18.681

P16 39 F2		MOORE / SCHOFIELD		Ireson Honda - LBS Racing/Team Stannard		
IDEAL LAP TIME : 1:23.440		BEST LAP TIME : 1:23.689		DIFFERENCE : 0.249		
LAP	SECTOR 1	SECTOR 2	LAP TIME	MPH	DIFF	TIME OF DAY
1 -	59.404	31.187	1:30.591	78.64	6.902	10:32:24.020
2 -	55.955	32.108	1:28.063	80.90	4.374	10:33:52.083
3 -	54.926	31.476	1:26.402	82.45	2.713	10:35:18.485
4 -	54.536	30.608	1:25.144 (3)	83.67	1.455	10:36:43.629
5 -	53.876	29.868	1:23.744 (2)	85.07	0.055	10:38:07.373
6 -	54.111	29.578	1:23.689 (1)	85.13		10:39:31.062

P17 37 F1		KNIGHT / HUGHES		LCR Kawasaki -		
IDEAL LAP TIME : 1:18.172		BEST LAP TIME : 1:23.742		DIFFERENCE : 5.570		
LAP	SECTOR 1	SECTOR 2	LAP TIME	MPH	DIFF	TIME OF DAY
1 -	56.302	31.353	1:27.655 (2)	81.28	3.913	10:33:33.532
2 -	55.053	28.689	1:23.742 (1)	85.07		10:34:57.274
3 -	1:08.367	IN PIT	1:43.653 P	68.73	19.911	10:36:40.927
4 -	OUTLAP	27.764	2:42.591	43.81	1:18.849	10:39:23.518

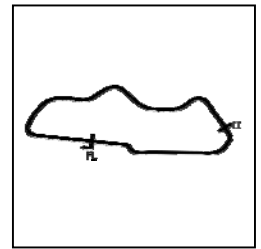
Weather / Track : Cloudy / Dry

Donington Park National
Circuit Length = 1.9790 miles
Start: 10:30 Flag 10:45 End: 10:45

BMCR - MRO Championships 2020 - Rnd 3 @ Donington Park National

RKB-BMCR F1 & F2 Sidecars

QUALIFYING - SECTOR ANALYSIS



SECTOR 1 = FL to I1, SECTOR 2 = I1 to FL, DIFF = Difference To Personal Best Lap, P = Crossed Finish Line in Pit Lane, D = Time Disallowed

P18 26 F2		ATKINSON / MIDDLETON		Bellas - CMS/RAF MSA		
IDEAL LAP TIME : 1:24.116		BEST LAP TIME : 1:24.151		DIFFERENCE : 0.035		
LAP	SECTOR 1	SECTOR 2	LAP TIME	MPH	DIFF	TIME OF DAY
1 -	1:01.867	32.273	1:34.140 (2)	75.68	9.989	10:32:59.246
2 -	54.692	29.459	1:24.151 (1)	84.66		10:34:23.397
3 -	54.657	IN PIT	1:28.318 P	80.67	4.167	10:35:51.715

P19 964 F2		ANDERSON / LUPTON		Lumley - Lumley Engineering		
IDEAL LAP TIME : 1:24.346		BEST LAP TIME : 1:24.359		DIFFERENCE : 0.013		
LAP	SECTOR 1	SECTOR 2	LAP TIME	MPH	DIFF	TIME OF DAY
1 -			1:31.234	78.09	6.875	10:33:33.460
2 -			1:28.954	80.09	4.595	10:35:02.414
3 -	55.588	30.655	1:26.243 (3)	82.61	1.884	10:36:28.657
4 -	54.120	30.239	1:24.359 (1)	84.45		10:37:53.016
5 -	54.107	30.289	1:24.396 (2)	84.41	0.037	10:39:17.412

P20 41 F2		RILEY / QUINLAN		MR Equipe - Finecut Developments		
IDEAL LAP TIME : 1:25.086		BEST LAP TIME : 1:25.086		DIFFERENCE : 0.000		
LAP	SECTOR 1	SECTOR 2	LAP TIME	MPH	DIFF	TIME OF DAY
1 -	1:02.227	32.705	1:34.932	75.04	9.846	10:33:30.197
2 -	55.166	31.967	1:27.133 (3)	81.76	2.047	10:34:57.330
3 -	55.989	31.816	1:27.805	81.14	2.719	10:36:25.135
4 -	55.745	30.976	1:26.721 (2)	82.15	1.635	10:37:51.856
5 -	54.528	30.558	1:25.086 (1)	83.73		10:39:16.942

P21 45 F2		COSTELLO / STOKOE		LCR Kawasaki - FROG PROPERTY DEVELOPMENTS LTD		
IDEAL LAP TIME : 1:25.400		BEST LAP TIME : 1:25.400		DIFFERENCE : 0.000		
LAP	SECTOR 1	SECTOR 2	LAP TIME	MPH	DIFF	TIME OF DAY
1 -	57.937	31.594	1:29.531	79.57	4.131	10:32:40.139
2 -	56.528	30.404	1:26.932 (3)	81.95	1.532	10:34:07.071
3 -	55.198	31.213	1:26.411 (2)	82.45	1.011	10:35:33.482
4 -	56.443	31.286	1:27.729	81.21	2.329	10:37:01.211
5 -	55.080	30.320	1:25.400 (1)	83.42		10:38:26.611
6 -	58.018	32.650	1:30.668	78.57	5.268	10:39:57.279

P22 44 F2		KING / SIGSWORTH		Lumley Ireson F2 - The Bell on the Common		
IDEAL LAP TIME : 1:24.976		BEST LAP TIME : 1:25.437		DIFFERENCE : 0.461		
LAP	SECTOR 1	SECTOR 2	LAP TIME	MPH	DIFF	TIME OF DAY
1 -	1:02.535	33.557	1:36.092	74.14	10.655	10:33:18.600
2 -	57.086	30.432	1:27.518	81.40	2.081	10:34:46.118
3 -	56.360	30.579	1:26.939 (3)	81.94	1.502	10:36:13.057
4 -	55.293	30.144	1:25.437 (1)	83.39		10:37:38.494
5 -	55.415	30.069	1:25.484 (2)	83.34	0.047	10:39:03.978

P23 6 F2		BELLABY / GRISTWOOD		DDM Suzuki - Gristwood & Toms		
IDEAL LAP TIME : 1:26.002		BEST LAP TIME : 1:26.002		DIFFERENCE : 0.000		
LAP	SECTOR 1	SECTOR 2	LAP TIME	MPH	DIFF	TIME OF DAY
1 -	1:00.163	32.400	1:32.563	76.97	6.561	10:32:33.974
2 -	57.369	30.980	1:28.349 (3)	80.64	2.347	10:34:02.323
3 -	58.142	31.741	1:29.883	79.26	3.881	10:35:32.206
4 -	57.383	30.876	1:28.259 (2)	80.72	2.257	10:37:00.465
5 -	55.401	30.601	1:26.002 (1)	82.84		10:38:26.467
6 -	57.830	31.317	1:29.147	79.92	3.145	10:39:55.614

Weather / Track : Cloudy / Dry

Donington Park National
Circuit Length = 1.9790 miles
Start: 10:30 Flag 10:45 End: 10:45

BMCRC - MRO Championships 2020 - Rnd 3 @ Donington Park National

RKB-BMCRC F1 & F2 Sidecars

QUALIFYING - SECTOR ANALYSIS



SECTOR 1 = FL to I1, SECTOR 2 = I1 to FL, DIFF = Difference To Personal Best Lap, P = Crossed Finish Line in Pit Lane, D = Time Disallowed

P24 29 F2		GRISTWOOD / CRACKNALL		Suzuki - Gristwood&Toms			
IDEAL LAP TIME : 1:26.383		BEST LAP TIME : 1:26.389		DIFFERENCE : 0.006			
LAP	SECTOR 1	SECTOR 2	LAP TIME	MPH	DIFF	TIME OF DAY	
1 -	59.562	32.307	1:31.869	77.55	5.480	10:32:34.116	
2 -	57.459	31.084	1:28.543	80.46	2.154	10:34:02.659	
3 -	57.069	31.211	1:28.280 (3)	80.70	1.891	10:35:30.939	
4 -	57.402	30.809	1:28.211 (2)	80.76	1.822	10:36:59.150	
5 -	55.574	30.815	1:26.389 (1)	82.47		10:38:25.539	
6 -	57.770	31.620	1:29.390	79.70	3.001	10:39:54.929	

P25 412 F1		PETTIS / PETTIS		RSR KTM 1190 - Performance Technical			
IDEAL LAP TIME : 1:26.443		BEST LAP TIME : 1:26.444		DIFFERENCE : 0.001			
LAP	SECTOR 1	SECTOR 2	LAP TIME	MPH	DIFF	TIME OF DAY	
1 -	1:04.383	31.829	1:36.212	74.05	9.768	10:33:43.471	
2 -	58.687	30.149	1:28.836	80.19	2.392	10:35:12.307	
3 -	57.611	30.182	1:27.793 (2)	81.15	1.349	10:36:40.100	
4 -	56.924	29.520	1:26.444 (1)	82.41		10:38:06.544	
5 -	59.215	29.519	1:28.734 (3)	80.29	2.290	10:39:35.278	

P26 121 F1		LAWRENCE / HUGHES		LCR Yamaha -			
IDEAL LAP TIME : 1:26.816		BEST LAP TIME : 1:26.816		DIFFERENCE : 0.000			
LAP	SECTOR 1	SECTOR 2	LAP TIME	MPH	DIFF	TIME OF DAY	
1 -	1:03.856	34.106	1:37.962	72.72	11.146	10:33:39.410	
2 -	57.870	31.633	1:29.503 (3)	79.60	2.687	10:35:08.913	
3 -	57.388	31.963	1:29.351 (2)	79.73	2.535	10:36:38.264	
4 -	55.896	30.920	1:26.816 (1)	82.06		10:38:05.080	
5 -	57.982	42.055	1:40.037	71.22	13.221	10:39:45.117	

P27 31 F2		MUNRO / GEDDES		Shelbourne Yamaha - Allbikes			
IDEAL LAP TIME : 1:26.132		BEST LAP TIME : 1:27.170		DIFFERENCE : 1.038			
LAP	SECTOR 1	SECTOR 2	LAP TIME	MPH	DIFF	TIME OF DAY	
1 -	1:08.454	35.971	1:44.425	68.22	17.255	10:33:31.928	
2 -	1:01.031	33.396	1:34.427	75.45	7.257	10:35:06.355	
3 -	57.257	31.624	1:28.881 (3)	80.15	1.711	10:36:35.236	
4 -	56.444	32.349	1:28.793 (2)	80.23	1.623	10:38:04.029	
5 -	56.171	30.999	1:27.170 (1)	81.73		10:39:31.199	

P28 167 F2		PETTMAN / ROBINSON		Windle Yamaha -			
IDEAL LAP TIME : 1:28.280		BEST LAP TIME : 1:28.346		DIFFERENCE : 0.066			
LAP	SECTOR 1	SECTOR 2	LAP TIME	MPH	DIFF	TIME OF DAY	
1 -	1:03.605	33.734	1:37.339	73.19	8.993	10:33:12.906	
2 -	59.583	32.485	1:32.068	77.38	3.722	10:34:44.974	
3 -	57.963	31.827	1:29.790 (3)	79.34	1.444	10:36:14.764	
4 -	56.465	31.881	1:28.346 (1)	80.64		10:37:43.110	
5 -	56.866	31.815	1:28.681 (2)	80.34	0.335	10:39:11.791	

P29 74 F1		JO RESTALL / JA RESTALL		RCN Yamaha -			
IDEAL LAP TIME : 1:29.307		BEST LAP TIME : 1:29.307		DIFFERENCE : 0.000			
LAP	SECTOR 1	SECTOR 2	LAP TIME	MPH	DIFF	TIME OF DAY	
1 -	1:02.673	33.983	1:36.656	73.71	7.349	10:33:00.475	
2 -	59.409	32.345	1:31.754 (3)	77.64	2.447	10:34:32.229	
3 -	57.712	32.483	1:30.195 (2)	78.99	0.888	10:36:02.424	
4 -	57.668	31.639	1:29.307 (1)	79.77		10:37:31.731	
5 -	1:05.497	IN PIT	1:48.417 P	65.71	19.110	10:39:20.148	

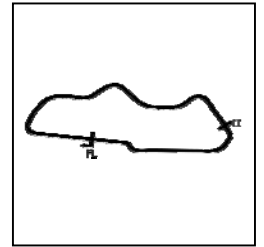
Weather / Track : Cloudy / Dry

Donington Park National
 Circuit Length = 1.9790 miles
 Start: 10:30 Flag 10:45 End: 10:45

BMCRC - MRO Championships 2020 - Rnd 3 @ Donington Park National

RKB-BMCRC F1 & F2 Sidecars

QUALIFYING - SECTOR ANALYSIS



SECTOR 1 = FL to I1, SECTOR 2 = I1 to FL, DIFF = Difference To Personal Best Lap, P = Crossed Finish Line in Pit Lane, D = Time Disallowed

P30		50 F2		BROWNE / FITZPATRICK		Baker Suzuki - www.corries.com	
IDEAL LAP TIME : 1:32.843		BEST LAP TIME : 1:32.843		DIFFERENCE : 0.000			
LAP	SECTOR 1	SECTOR 2	LAP TIME	MPH	DIFF	TIME OF DAY	
1 -	1:07.159	33.898	1:41.057	70.50	8.214	10:33:45.690	
2 -	1:00.522	42.062	1:42.584	69.45	9.741	10:35:28.274	
3 -	1:01.435	32.901	1:34.336 (2)	75.52	1.493	10:37:02.610	
4 -	1:00.191	32.652	1:32.843 (1)	76.73		10:38:35.453	
5 -	1:02.220	33.073	1:35.293 (3)	74.76	2.450	10:40:10.746	

P31		22 F2		LITHGOW / KEMP		CES Shelbourne - Lithgow electrical services	
IDEAL LAP TIME : 1:34.527		BEST LAP TIME : 1:34.945		DIFFERENCE : 0.418			
LAP	SECTOR 1	SECTOR 2	LAP TIME	MPH	DIFF	TIME OF DAY	
1 -	1:09.091	35.306	1:44.397	68.24	9.452	10:33:54.246	
2 -	1:05.745	33.140	1:38.885 (2)	72.04	3.940	10:35:33.131	
3 -	1:01.387	33.558	1:34.945 (1)	75.03		10:37:08.076	
4 -	1:04.580	36.366	1:40.946 (3)	70.57	6.001	10:38:49.022	

P32		67 F1		JEFFREY / FIELD		Windle - MJP racing	
IDEAL LAP TIME : 1:36.711		BEST LAP TIME : 1:36.711		DIFFERENCE : 0.000			
LAP	SECTOR 1	SECTOR 2	LAP TIME	MPH	DIFF	TIME OF DAY	
1 -	1:12.594	39.302	1:51.896	63.67	15.185	10:33:53.237	
2 -	1:07.491	37.022	1:44.513 (3)	68.16	7.802	10:35:37.750	
3 -	1:04.416	34.795	1:39.211 (2)	71.81	2.500	10:37:16.961	
4 -	1:03.032	33.679	1:36.711 (1)	73.66		10:38:53.672	

Weather / Track : Cloudy / Dry

Donington Park National
 Circuit Length = 1.9790 miles
 Start: 10:30 Flag 10:45 End: 10:45

BMCRC - MRO Championships 2020 - Rnd 3 @ Donington Park National

RKB-BMCRC F1 & F2 Sidecars

QUALIFYING - BEST SECTORS

SECTOR 1				SECTOR 2				IDEAL / BEST COMPARISON				
POS	NO	NAME	TIME	NO	NAME	TIME	POS	NO	NAME	IDEAL	BEST	DIFF
									PERFECT LAP	1:15.702		
1	93	HOLDEN / LAWRENCE	48.636	3	HOLDEN / LOWTHER	27.066	1	51	GILBERT / THOMAS	1:16.222	1:16.416	0.194
2	51	GILBERT / THOMAS	48.895	51	GILBERT / THOMAS	27.327	2	93	HOLDEN / LAWRENCE	1:16.242	1:16.472	0.230
3	3	HOLDEN / LOWTHER	49.302	93	HOLDEN / LAWRENCE	27.606	3	3	HOLDEN / LOWTHER	1:16.368	1:16.932	0.564
4	37	KNIGHT / HUGHES	50.408	37	KNIGHT / HUGHES	27.764	4	37	KNIGHT / HUGHES	1:18.172	1:23.742	5.570
5	8	ILARIA / SIMS	51.380	36	SCHOFIELD / ROSTROM	28.398	5	8	ILARIA / SIMS	1:20.111	1:20.768	0.657
6	27	KIRBY / GRAVES	52.076	17	THOMAS / JAMES	28.622	6	27	KIRBY / GRAVES	1:20.900	1:21.137	0.237
7	15	K MORGAN / S MORGAN	52.233	8	ILARIA / SIMS	28.731	7	15	K MORGAN / S MORGAN	1:21.181	1:21.222	0.041
8	13	DIX / PARKER	52.835	27	KIRBY / GRAVES	28.824	8	36	SCHOFIELD / ROSTROM	1:21.536	1:22.133	0.597
9	118	BICKNELL / ENSOR	52.961	13	DIX / PARKER	28.905	9	13	DIX / PARKER	1:21.740	1:21.740	0.000
10	36	SCHOFIELD / ROSTROM	53.138	15	K MORGAN / S MORGAN	28.948	10	17	THOMAS / JAMES	1:22.133	1:22.133	0.000
11	128	HORTON / DODD	53.171	128	HORTON / DODD	29.090	11	128	HORTON / DODD	1:22.261	1:22.261	0.000
12	136	S EDWARDS / L EDWARDS	53.446	158	EASTELL / LAWRENCE	29.194	12	118	BICKNELL / ENSOR	1:22.667	1:22.850	0.183
13	17	THOMAS / JAMES	53.511	136	S EDWARDS / L EDWARDS	29.249	13	136	S EDWARDS / L EDWARDS	1:22.695	1:23.492	0.797
14	73	GOODIER / STONE	53.620	73	GOODIER / STONE	29.334	14	73	GOODIER / STONE	1:22.954	1:23.269	0.315
15	171	WRIGHT / BAILEY	53.700	171	WRIGHT / BAILEY	29.360	15	171	WRIGHT / BAILEY	1:23.060	1:23.424	0.364
16	39	MOORE / SCHOFIELD	53.862	26	ATKINSON / MIDDLETON	29.459	16	158	EASTELL / LAWRENCE	1:23.337	1:23.337	0.000
17	964	ANDERSON / LUPTON	54.107	412	PETTIS / PETTIS	29.519	17	39	MOORE / SCHOFIELD	1:23.440	1:23.689	0.249
18	158	EASTELL / LAWRENCE	54.143	39	MOORE / SCHOFIELD	29.578	18	26	ATKINSON / MIDDLETON	1:24.116	1:24.151	0.035
19	41	RILEY / QUINLAN	54.528	118	BICKNELL / ENSOR	29.706	19	964	ANDERSON / LUPTON	1:24.346	1:24.359	0.013
20	26	ATKINSON / MIDDLETON	54.657	44	KING / SIGSWORTH	30.069	20	44	KING / SIGSWORTH	1:24.976	1:25.437	0.461
21	44	KING / SIGSWORTH	54.907	964	ANDERSON / LUPTON	30.239	21	41	RILEY / QUINLAN	1:25.086	1:25.086	0.000
22	45	COSTELLO / STOKOE	55.080	45	COSTELLO / STOKOE	30.320	22	45	COSTELLO / STOKOE	1:25.400	1:25.400	0.000
23	31	MUNRO / GEDDES	55.133	41	RILEY / QUINLAN	30.558	23	6	BELLABY / GRISTWOOD	1:26.002	1:26.002	0.000
24	6	BELLABY / GRISTWOOD	55.401	6	BELLABY / GRISTWOOD	30.601	24	31	MUNRO / GEDDES	1:26.132	1:27.170	1.038
25	29	GRISTWOOD / CRACKNALL	55.574	29	GRISTWOOD / CRACKNALL	30.809	25	29	GRISTWOOD / CRACKNALL	1:26.383	1:26.389	0.006
26	121	LAWRENCE / HUGHES	55.896	121	LAWRENCE / HUGHES	30.920	26	412	PETTIS / PETTIS	1:26.443	1:26.444	0.001
27	167	PETTMAN / ROBINSON	56.465	31	MUNRO / GEDDES	30.999	27	121	LAWRENCE / HUGHES	1:26.816	1:26.816	0.000
28	412	PETTIS / PETTIS	56.924	74	JO RESTALL / JA RESTALL	31.639	28	167	PETTMAN / ROBINSON	1:28.280	1:28.346	0.066
29	74	JO RESTALL / JA RESTALL	57.668	167	PETTMAN / ROBINSON	31.815	29	74	JO RESTALL / JA RESTALL	1:29.307	1:29.307	0.000
30	50	BROWNE / FITZPATRICK	1:00.191	50	BROWNE / FITZPATRICK	32.652	30	50	BROWNE / FITZPATRICK	1:32.843	1:32.843	0.000
31	54	ALTON / BROTHERTON	1:01.058	22	LITHGOW / KEMP	33.140	31	22	LITHGOW / KEMP	1:34.527	1:34.945	0.418
32	22	LITHGOW / KEMP	1:01.387	67	JEFFREY / FIELD	33.679	32	67	JEFFREY / FIELD	1:36.711	1:36.711	0.000
33	67	JEFFREY / FIELD	1:03.032									

Weather / Track : Cloudy / Dry

Results can be found at www.tsl-timing.com

Donington Park National
Circuit Length = 1.9790 miles
Start: 10:30 Flag 10:45 End: 10:45

Printed - 10:46 Saturday, 05 September 2020

BMCRC - MRO Championships 2020 - Rnd 3 @ Donington Park National

RKB-BMCRC F1 & F2 Sidecars

QUALIFYING - STATISTICS

Competitors Started 33
Planned Start 2020-09-05 @ 10:42:00.000
Actual Start 2020-09-05 @ 10:30:28.009
Finish Time 2020-09-05 @ 10:45:04.507
Track Length 1.9790mi.
Total Laps 172
Total Distance Covered 340.3995mi.

Session Fastest Lap History

NO	CL	NAME	LAP TIME	TIME OF DAY	LAP	VEHICLE
3	F2	HOLDEN / LOWTHER	1:20.376	10:32:03.066	1	LCR
3	F2	HOLDEN / LOWTHER	1:19.201	10:33:22.268	2	LCR
3	F2	HOLDEN / LOWTHER	1:18.866	10:34:41.133	3	LCR
51	F1	GILBERT / THOMAS	1:16.416	10:34:46.922	3	Adolf RS1 Yamaha

Flag History

TYPE	TIME OF DAY
GREEN	10:30:28.009
RED	10:40:27.906
FINISH	10:45:04.507

Flag Statistics

TYPE	COUNT	TOTAL LAPS	TOTAL TIME
Green	1	7	9:59.896
Red	1	0	4:36.601
Safety Car	0	0	0.000
FCY	0	0	0.000

BMCRC - MRO Championships 2020 - Rnd 3 @ Donington Park National

RKB-BMCRC F1 & F2 Sidecars

QUALIFYING - STATISTICS

CLASS : F1

13 Starters

Fastest Lap History

NO	NAME	LAP TIME	TIME OF DAY	LAP	VEHICLE
51	GILBERT / THOMAS	1:24.013	10:32:09.953	1	Adolf RS1 Yamaha
51	GILBERT / THOMAS	1:20.485	10:33:30.506	2	Adolf RS1 Yamaha
51	GILBERT / THOMAS	1:16.416	10:34:46.922	3	Adolf RS1 Yamaha

Weather / Track : Cloudy / Dry

Results can be found at www.tsl-timing.com

Page 2 of 3

Donington Park National
Circuit Length = 1.9790 miles
Start: 10:30 Flag 10:45 End: 10:45

Printed - 10:46 Saturday, 05 September 2020

BMCRC - MRO Championships 2020 - Rnd 3 @ Donington Park National

RKB-BMCRC F1 & F2 Sidecars

QUALIFYING - STATISTICS

CLASS : F2

20 Starters

Fastest Lap History

NO	NAME	LAP TIME	TIME OF DAY	LAP	VEHICLE
3	HOLDEN / LOWTHER	1:20.376	10:32:03.066	1	LCR
3	HOLDEN / LOWTHER	1:19.201	10:33:22.268	2	LCR
3	HOLDEN / LOWTHER	1:18.866	10:34:41.133	3	LCR
3	HOLDEN / LOWTHER	1:18.012	10:35:59.148	4	LCR
3	HOLDEN / LOWTHER	1:16.964	10:37:16.115	5	LCR
3	HOLDEN / LOWTHER	1:16.932	10:38:33.044	6	LCR

Weather / Track : Cloudy / Dry

Results can be found at www.tsl-timing.com

Page 3 of 3

Donington Park National
Circuit Length = 1.9790 miles
Start: 10:30 Flag 10:45 End: 10:45

Printed - 10:46 Saturday, 05 September 2020

BMCRC - MRO Championships 2020 - Rnd 3 @ Donington Park National

RKB-BMCRC F1 & F2 Sidecars

RACE 7 - GRID (8 Laps)



ROW 17	34		33	54	ALTON / BROTHERTON			
ROW 16	32	67	1:36.711	JEFFREY / FIELD	31	22	1:34.945	LITHGOW / KEMP
ROW 15	30	50	1:32.843	BROWNE / FITZPATRICK	29	74	1:29.307	JO RESTALL / JA RESTALL
ROW 14	28	167	1:28.346	PETTMAN / ROBINSON	27	31	1:27.170	MUNRO / GEDDES
ROW 13	26	121	1:26.816	LAWRENCE / HUGHES	25	412	1:26.444	PETTIS / PETTIS
ROW 12	24	29	1:26.389	GRISTWOOD / CRACKNALL	23	6	1:26.002	BELLABY / GRISTWOOD
ROW 11	22	44	1:25.437	KING / SIGSWORTH	21	45	1:25.400	COSTELLO / STOKOE
ROW 10	20	41	1:25.086	RILEY / QUINLAN	19	964	1:24.359	ANDERSON / LUPTON
ROW 9	18	26	1:24.151	ATKINSON / MIDDLETON	17	37	1:23.742	KNIGHT / HUGHES
ROW 8	16	39	1:23.689	MOORE / SCHOFIELD	15	136	1:23.492	S EDWARDS / L EDWARDS
ROW 7	14	171	1:23.424	WRIGHT / BAILEY	13	158	1:23.337	EASTELL / LAWERENCE
ROW 6	12	73	1:23.269	GOODIER / STONE	11	118	1:22.850	BICKNELL/ ENSOR
ROW 5	10	128	1:22.261	HORTON / DODD	9	17	1:22.133	THOMAS / JAMES
ROW 4	8	36	1:22.133	SCHOFIELD / ROSTROM	7	13	1:21.740	DIX / PARKER
ROW 3	6	15	1:21.222	K MORGAN / S MORGAN	5	27	1:21.137	KIRBY / GRAVES
ROW 2	4	8	1:20.768	ILARIA / SIMS	3	3	1:16.932	HOLDEN / LOWTHER
ROW 1	2	93	1:16.472	HOLDEN / LAWRENCE	1	51	1:16.416	GILBERT / THOMAS

Pole

Donington Park National
Circuit Length = 1.9790 miles

These results are provisional until the conclusion of any judicial and technical matters.

Clerk Of Course :	Steward :	Timekeeper :
-------------------	-----------	--------------

Results can be found at www.tsl-timing.com

Printed - 10:47 Saturday, 05 September 2020



BMCRC - MRO Championships 2020 - Rnd 3 @ Donington Park National

RKB-BMCRC F1 & F2 Sidecars

RACE 7 - CLASSIFICATION



POS	NO	CL	PIC NAME	ENTRY	LAPS	TIME	GAP	DIFF	MPH	BEST	ON
1	3	F1	1 HOLDEN / LOWTHER	LCR -	8	10:09.655			93.26	1:14.982	4
2	93	F1	2 HOLDEN / LAWRENCE	LCR Suzuki - Holden racing	8	10:14.457	4.802	4.802	92.53	1:15.422	4
3	51	F1	3 GILBERT / THOMAS	Adolf RS1 Yamaha - Borough bridge auto services	8	10:39.387	29.732	24.930	88.92	1:16.298	5
4	36	F2	1 SCHOFIELD / ROSTROM	DDM - SRT Motorcycles	8	10:42.850	33.195	3.463	88.45	1:18.696	5
5	8	F2	2 ILARIA / SIMS	- Powerhouse	8	10:43.278	33.623	0.428	88.39	1:19.403	8
6	37	F2	3 KNIGHT / HUGHES	LCR Kawasaki -	8	10:44.325	34.670	1.047	88.24	1:17.468	8
7	13	F2	4 DIX / PARKER	Baker Honda - APACHE DEVELOPEMENTS	8	10:57.756	48.101	13.431	86.44	1:20.809	6
8	17	F1	4 THOMAS / JAMES	Ireson Suzuki - Team Walters & Thomas Sidecar R	8	11:04.113	54.458	6.357	85.61	1:21.495	5
9	15	F2	5 K MORGAN / S MORGAN	LCR Yamaha - All The Elements	8	11:04.359	54.704	0.246	85.58	1:21.467	2
10	158	F1	5 EASTELL / LAWERENCE	-	8	11:10.316	1:00.661	5.957	84.82	1:22.180	5
11	39	F2	6 MOORE / SCHOFIELD	Ireson Honda - LBS Racing/Team Stannard	8	11:11.700	1:02.045	1.384	84.65	1:22.157	5
12	128	F1	6 HORTON / DODD	Wintec Suzuki - Wintec Racing	8	11:11.960	1:02.305	0.260	84.61	1:21.692	5
13	54	F2	7 ALTON / BROTHERTON	LCR -	8	11:12.821	1:03.166	0.861	84.51	1:21.351	6
14	73	F2	8 GOODIER / STONE	LCR - Rowtec ltd	8	11:13.118	1:03.463	0.297	84.47	1:22.319	6
15	136	F1	7 S EDWARDS / L EDWARDS	BMR Suzuki - ECONOMY HEATING SERVICES	8	11:14.438	1:04.783	1.320	84.30	1:21.422	6
16	964	F2	9 ANDERSON / LUPTON	Lumley - Lumley Engineering	8	11:14.608	1:04.953	0.170	84.28	1:22.775	7
17	44	F2	10 KING / SIGSWORTH	Lumley Ireson F2 - The Bell on the Common	8	11:20.043	1:10.388	5.435	83.61	1:22.912	3
18	45	F2	11 COSTELLO / STOKOE	LCR Kawasaki - FROG PROPERTY DEVELOPEMEN	7	10:09.776	1 Lap	1 Lap	81.56	1:24.654	7
19	6	F2	12 BELLABY / GRISTWOOD	DDM Suzuki - Gristwood & Toms	7	10:11.470	1 Lap	1.694	81.33	1:25.031	7
20	31	F2	13 MUNRO / GEDDES	Shelbourne Yamaha - Allbikes	7	10:12.114	1 Lap	0.644	81.25	1:24.785	7
21	29	F2	14 GRISTWOOD / CRACKNALL	Suzuki - Gristwood&Toms	7	10:12.405	1 Lap	0.291	81.21	1:24.973	5
22	167	F2	15 PETTMAN / ROBINSON	Windle Yamaha -	7	10:36.097	1 Lap	23.692	78.18	1:29.073	2
23	67	F1	8 JEFFREY / FIELD	Windle - MJP racing	7	10:42.763	1 Lap	6.666	77.37	1:27.895	5
24	74	F1	9 JO RESTALL / JA RESTALL	RCN Yamaha -	7	11:05.370	1 Lap	22.607	74.74	1:30.146	2
25	171	F1	10 WRIGHT / BAILEY	Yamaha - Stainless Steel Designs Ltd.	7	11:16.082	1 Lap	10.712	73.56	1:22.441	7
26	22	F2	16 LITHGOW / KEMP	CES Shelbourne - Lithgow electrical services	7	11:19.385	1 Lap	3.303	73.20	1:34.196	3

NOT CLASSIFIED

DNF	118	F1	BICKNELL/ ENSOR	LCR Kawasaki -	7	9:53.998	1 Lap		83.73	1:22.087	4
DNF	412	F1	PETTIS / PETTIS	RSR KTM 1190 - Performance Technical	6	8:59.356	2 Laps	1 Lap	79.00	1:25.016	5
DNF	50	F2	BROWNE / FITZPATRICK	Baker Suzuki - www.corries.com	6	10:09.625	2 Laps	1:10.269	69.89	1:34.500	4
DNF	26	F2	ATKINSON / MIDDLETON	Bellas - CMS/RAF MSA	3	4:15.844	5 Laps	3 Laps	83.00	1:22.065	3
DNF	121	F1	LAWRENCE / HUGHES	LCR Yamaha -	2	3:03.542	6 Laps	1 Lap	76.89	1:26.352	2
DNF	41	F2	RILEY / QUINLAN	MR Equipe - Finecut Developments	1	1:44.642	7 Laps	1 Lap	66.78		

FASTEST LAP

3	F1	HOLDEN / LOWTHER	LCR -	4	1:14.982	95.01 mph	152.91 kph
37	F2	KNIGHT / HUGHES	LCR Kawasaki -	8	1:17.468	91.96 mph	148.00 kph

Class F1 - 92.5% of Race Speed = 86.26 mph

Class F2 - 92.5% of Race Speed = 81.81 mph

Donington Park National
Circuit Length = 1.9790 miles
Start: 14:13 Flag 14:23 End: 14:25

Weather / Track : Cloudy / Dry

These results are provisional until the conclusion of any judicial and technical matters.

Clerk Of Course :	Steward :	Timekeeper :
-------------------	-----------	--------------

Results can be found at www.tsl-timing.com

Printed - 14:25 Saturday, 05 September 2020



BMCR - MRO Championships 2020 - Rnd 3 @ Donington Park National

RKB-BMCR F1 & F2 Sidecars

RACE 7 - LAP CHART

LAP 1 @ 14:14:50.985		
NO	BEHIND	LAP TIME

93		1:20.352
3	0.272	1:20.624
8	3.123	1:23.475
17	4.377	1:24.729
36	5.019	1:25.371
13	5.206	1:25.558
15	6.904	1:27.256
128	7.583	1:27.935
158	7.806	1:28.158
73	8.333	1:28.685
118	8.824	1:29.176
37	9.025	1:29.377
136	10.227	1:30.579
39	11.021	1:31.373
26	11.276	1:31.628
964	11.388	1:31.740
44	11.947	1:32.299
51	12.402	1:32.754
6	14.278	1:34.630
54	14.723	1:35.075
31	14.994	1:35.346
412	15.689	1:36.041
45	15.710	1:36.062
29	16.481	1:36.833
121	16.838	1:37.190
167	18.192	1:38.544
74	19.381	1:39.733
67	23.005	1:43.357
41	24.290	1:44.642 P
50	24.598	1:44.950
22	25.966	1:46.318

LAP 2 @ 14:16:07.135		
NO	BEHIND	LAP TIME

93		1:16.150
3	0.232	1:16.110
8	6.413	1:19.440
36	8.750	1:19.881
17	10.324	1:22.097
13	10.802	1:21.746
15	12.221	1:21.467
158	13.930	1:22.274
37	14.093	1:21.218
128	14.573	1:23.140
118	15.585	1:22.911
51	15.774	1:19.522
73	16.863	1:24.680
136	17.268	1:23.191
26	17.277	1:22.151
39	17.752	1:22.881
964	18.132	1:22.894
44	20.047	1:24.250
171	1 Lap	2:57.097
54	21.592	1:23.019
6	24.486	1:26.358
412	24.931	1:25.392
31	25.164	1:26.320
45	26.086	1:26.526
121	27.040	1:26.352
29	27.889	1:27.558
167	31.115	1:29.073
74	33.377	1:30.146

67	37.317	1:30.462
50	43.422	1:34.974
22	44.331	1:34.515

LAP 3 @ 14:17:22.856		
NO	BEHIND	LAP TIME

3		1:15.489
93	0.895	1:16.616
8	10.452	1:19.760
36	12.651	1:19.622
13	16.068	1:20.987
17	16.450	1:21.847
37	17.035	1:18.663
51	19.422	1:19.369
15	19.618	1:23.118
158	21.903	1:23.694
118	22.987	1:23.123
26	23.621	1:22.065
128	23.977	1:25.125
73	24.182	1:23.040
136	24.986	1:23.439
39	25.138	1:23.107
964	25.888	1:23.477
44	27.238	1:22.912
54	27.679	1:21.808
171	1 Lap	1:23.242
412	34.962	1:25.752
6	36.421	1:27.656
31	36.864	1:27.421
45	37.110	1:26.745
29	38.830	1:26.662
167	45.500	1:30.106
74	50.402	1:32.746
67	50.851	1:29.255
22	1:02.806	1:34.196
50	1:02.998	1:35.297

LAP 4 @ 14:18:37.838		
NO	BEHIND	LAP TIME

3		1:14.982
93	1.335	1:15.422
8	15.707	1:20.237
36	16.980	1:19.311
51	22.330	1:17.890
37	23.329	1:21.276
13	23.504	1:22.418
17	23.707	1:22.239
15	26.684	1:22.048
118	30.092	1:22.087
158	31.200	1:24.279
128	32.024	1:23.029
73	33.693	1:24.493
136	33.855	1:23.851
39	33.883	1:23.727
964	34.602	1:23.696
54	35.107	1:22.410
44	36.070	1:23.814
171	1 Lap	1:23.623
412	46.118	1:26.138
45	47.012	1:24.884
31	48.420	1:26.538
6	48.441	1:27.002
29	49.593	1:25.745
167	1:00.847	1:30.329

67	1:05.618	1:29.749
74	1:06.409	1:30.989

LAP 5 @ 14:19:53.621		
NO	BEHIND	LAP TIME

3		1:15.783
93	1.691	1:16.139
50	1 Lap	1:34.500
22	1 Lap	1:36.052
8	19.632	1:19.708
36	19.893	1:18.696
51	22.845	1:16.298
37	25.821	1:18.275
17	29.419	1:21.495
13	29.566	1:21.845
15	32.475	1:21.574
118	37.126	1:22.817
158	37.597	1:22.180
128	37.933	1:21.692
39	40.257	1:22.157
73	40.609	1:22.699
964	42.182	1:23.363
54	42.298	1:22.974
136	42.390	1:24.318
44	44.036	1:23.749
171	1 Lap	1:23.590
412	55.351	1:25.016
45	56.257	1:25.028
6	58.069	1:25.411
31	58.424	1:25.787
29	58.783	1:24.973
167	1:14.321	1:29.257

LAP 6 @ 14:21:08.744		
NO	BEHIND	LAP TIME

3		1:15.123
67	1 Lap	1:27.895
93	3.185	1:16.617
74	1 Lap	1:34.881
36	24.732	1:19.962
51	25.449	1:17.727
8	25.782	1:21.273
50	1 Lap	1:36.899
37	29.440	1:18.742
22	1 Lap	1:37.107
13	35.252	1:20.809
17	37.069	1:22.773
15	38.844	1:21.492
158	44.939	1:22.465
128	46.588	1:23.778
39	47.625	1:22.491
73	47.805	1:22.319
118	48.203	1:26.200
54	48.526	1:21.351
136	48.689	1:21.422
964	50.680	1:23.621
44	52.294	1:23.381
171	1 Lap	1:23.346
45	1:07.011	1:25.877
6	1:08.328	1:25.382
29	1:08.971	1:25.311
31	1:09.218	1:25.917

LAP 7 @ 14:22:24.213		
NO	BEHIND	LAP TIME

3		1:15.469
93	5.025	1:17.309
412	1 Lap	1:41.017
167	1 Lap	1:29.083
67	1 Lap	1:30.790
51	28.255	1:18.275
36	29.381	1:20.118
8	30.295	1:19.982
37	33.277	1:19.306
74	1 Lap	1:39.109
13	41.834	1:22.051
17	45.276	1:23.676
15	48.726	1:25.351
22	1 Lap	1:35.499
158	52.837	1:23.367
128	53.252	1:22.133
39	55.076	1:22.920
54	56.077	1:23.020
136	56.225	1:23.005
73	56.246	1:23.910
964	57.986	1:22.775
171	1 Lap	1:22.743
118	1:00.418	1:27.684
44	1:00.971	1:24.146
50	1 Lap	2:03.005 P

LAP 8 @ 14:23:40.288		
NO	BEHIND	LAP TIME

3		1:16.075
45	1 Lap	1:24.654
6	1 Lap	1:25.031
31	1 Lap	1:24.785
29	1 Lap	1:25.323
93	4.802	1:15.852
167	1 Lap	1:29.705
51	29.732	1:17.552
67	1 Lap	1:31.255
36	33.195	1:19.889
8	33.623	1:19.403
37	34.670	1:17.468
13	48.101	1:22.342
17	54.458	1:25.257
15	54.704	1:22.053
74	1 Lap	1:37.766
158	1:00.661	1:23.899
39	1:02.045	1:23.044
128	1:02.305	1:25.128
54	1:03.166	1:23.164
73	1:03.463	1:23.292
136	1:04.783	1:24.633
964	1:04.953	1:23.042
171	1 Lap	1:22.441
22	1 Lap	1:35.698
44	1:10.388	1:25.492

Weather / Track : Cloudy / Dry

Donington Park National
Circuit Length = 1.9790 miles
Start: 14:13 Flag 14:23 End: 14:25

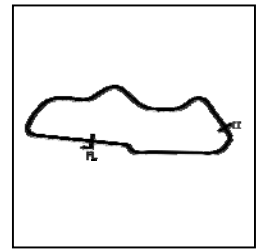
Results can be found at www.tsl-timing.com

Printed - 14:26 Saturday, 05 September 2020

BMCR - MRO Championships 2020 - Rnd 3 @ Donington Park National

RKB-BMCR F1 & F2 Sidecars

RACE 7 - SECTOR ANALYSIS



SECTOR 1 = FL to I1, SECTOR 2 = I1 to FL, DIFF = Difference To Personal Best Lap, P = Crossed Finish Line in Pit Lane, D = Time Disallowed

P1	3 F1	HOLDEN / LOWTHER	LCR -			
IDEAL LAP TIME : 1:14.579		BEST LAP TIME : 1:14.982		DIFFERENCE : 0.403		

LAP	SECTOR 1	SECTOR 2	LAP TIME	MPH	DIFF	TIME OF DAY
1 -		27.429	1:20.624	88.36	5.642	14:14:51.257
2 -	49.292	26.818	1:16.110	93.60	1.128	14:16:07.367
3 -	48.465	27.024	1:15.489	94.37	0.507	14:17:22.856
4 -	48.086	26.896	1:14.982 (1)	95.01		14:18:37.838
5 -	48.935	26.848	1:15.783	94.01	0.801	14:19:53.621
6 -	48.140	26.983	1:15.123 (2)	94.83	0.141	14:21:08.744
7 -	47.761	27.708	1:15.469 (3)	94.40	0.487	14:22:24.213
8 -	48.164	27.911	1:16.075	93.65	1.093	14:23:40.288

P2	93 F1	HOLDEN / LAWRENCE	LCR Suzuki - Holden racing			
IDEAL LAP TIME : 1:14.700		BEST LAP TIME : 1:15.422		DIFFERENCE : 0.722		

LAP	SECTOR 1	SECTOR 2	LAP TIME	MPH	DIFF	TIME OF DAY
1 -		27.807	1:20.352	88.66	4.930	14:14:50.985
2 -	49.144	27.006	1:16.150	93.56	0.728	14:16:07.135
3 -	49.709	26.907	1:16.616	92.99	1.194	14:17:23.751
4 -	48.610	26.812	1:15.422 (1)	94.46		14:18:39.173
5 -	48.591	27.548	1:16.139 (3)	93.57	0.717	14:19:55.312
6 -	47.888	28.729	1:16.617	92.99	1.195	14:21:11.929
7 -	50.246	27.063	1:17.309	92.15	1.887	14:22:29.238
8 -	48.950	26.902	1:15.852 (2)	93.92	0.430	14:23:45.090

P3	51 F1	GILBERT / THOMAS	Adolf RS1 Yamaha - Borough bridge auto services			
IDEAL LAP TIME : 1:16.298		BEST LAP TIME : 1:16.298		DIFFERENCE : 0.000		

LAP	SECTOR 1	SECTOR 2	LAP TIME	MPH	DIFF	TIME OF DAY
1 -		39.946	1:32.754	76.81	16.456	14:15:03.387
2 -	50.682	28.840	1:19.522	89.59	3.224	14:16:22.909
3 -	50.829	28.540	1:19.369	89.76	3.071	14:17:42.278
4 -	49.641	28.249	1:17.890	91.47	1.592	14:19:00.168
5 -	48.815	27.483	1:16.298 (1)	93.37		14:20:16.466
6 -	48.835	28.892	1:17.727 (3)	91.66	1.429	14:21:34.193
7 -	50.361	27.914	1:18.275	91.02	1.977	14:22:52.468
8 -	49.459	28.093	1:17.552 (2)	91.86	1.254	14:24:10.020

P4	36 F2	SCHOFIELD / ROSTROM	DDM - SRT Motorcycles			
IDEAL LAP TIME : 1:18.696		BEST LAP TIME : 1:18.696		DIFFERENCE : 0.000		

LAP	SECTOR 1	SECTOR 2	LAP TIME	MPH	DIFF	TIME OF DAY
1 -		28.763	1:25.371	83.45	6.675	14:14:56.004
2 -	51.591	28.290	1:19.881	89.19	1.185	14:16:15.885
3 -	51.547	28.075	1:19.622 (3)	89.48	0.926	14:17:35.507
4 -	51.260	28.051	1:19.311 (2)	89.83	0.615	14:18:54.818
5 -	50.966	27.730	1:18.696 (1)	90.53		14:20:13.514
6 -	51.194	28.768	1:19.962	89.10	1.266	14:21:33.476
7 -	51.996	28.122	1:20.118	88.92	1.422	14:22:53.594
8 -	51.309	28.580	1:19.889	89.18	1.193	14:24:13.483

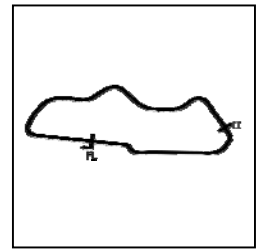
Weather / Track : Cloudy / Dry

Donington Park National
Circuit Length = 1.9790 miles
Start: 14:13 Flag 14:23 End: 14:25

BMCRC - MRO Championships 2020 - Rnd 3 @ Donington Park National

RKB-BMCRC F1 & F2 Sidecars

RACE 7 - SECTOR ANALYSIS



SECTOR 1 = FL to I1, SECTOR 2 = I1 to FL, DIFF = Difference To Personal Best Lap, P = Crossed Finish Line in Pit Lane, D = Time Disallowed

P5		8 F2		ILARIA / SIMS		- Powerhouse	
IDEAL LAP TIME : 1:19.176		BEST LAP TIME : 1:19.403		DIFFERENCE : 0.227			
LAP	SECTOR 1	SECTOR 2	LAP TIME	MPH	DIFF	TIME OF DAY	
1 -		28.576	1:23.475	85.35	4.072	14:14:54.108	
2 -	50.797	28.643	1:19.440 (2)	89.68	0.037	14:16:13.548	
3 -	51.192	28.568	1:19.760	89.32	0.357	14:17:33.308	
4 -	51.141	29.096	1:20.237	88.79	0.834	14:18:53.545	
5 -	51.205	28.503	1:19.708 (3)	89.38	0.305	14:20:13.253	
6 -	51.833	29.440	1:21.273	87.66	1.870	14:21:34.526	
7 -	51.358	28.624	1:19.982	89.07	0.579	14:22:54.508	
8 -	50.673	28.730	1:19.403 (1)	89.72		14:24:13.911	

P6		37 F2		KNIGHT / HUGHES		LCR Kawasaki -	
IDEAL LAP TIME : 1:17.468		BEST LAP TIME : 1:17.468		DIFFERENCE : 0.000			
LAP	SECTOR 1	SECTOR 2	LAP TIME	MPH	DIFF	TIME OF DAY	
1 -		29.593	1:29.377	79.71	11.909	14:15:00.010	
2 -	52.762	28.456	1:21.218	87.72	3.750	14:16:21.228	
3 -	51.038	27.625	1:18.663 (3)	90.57	1.195	14:17:39.891	
4 -	52.870	28.406	1:21.276	87.65	3.808	14:19:01.167	
5 -	50.419	27.856	1:18.275 (2)	91.02	0.807	14:20:19.442	
6 -	51.018	27.724	1:18.742	90.48	1.274	14:21:38.184	
7 -	50.861	28.445	1:19.306	89.83	1.838	14:22:57.490	
8 -	50.204	27.264	1:17.468 (1)	91.96		14:24:14.958	

P7		13 F2		DIX / PARKER		Baker Honda - APACHE DEVELOPEMENTS	
IDEAL LAP TIME : 1:20.386		BEST LAP TIME : 1:20.809		DIFFERENCE : 0.423			
LAP	SECTOR 1	SECTOR 2	LAP TIME	MPH	DIFF	TIME OF DAY	
1 -		28.412	1:25.558	83.27	4.749	14:14:56.191	
2 -	52.349	29.397	1:21.746 (3)	87.15	0.937	14:16:17.937	
3 -	52.347	28.640	1:20.987 (2)	87.97	0.178	14:17:38.924	
4 -	52.893	29.525	1:22.418	86.44	1.609	14:19:01.342	
5 -	52.748	29.097	1:21.845	87.05	1.036	14:20:23.187	
6 -	51.974	28.835	1:20.809 (1)	88.16		14:21:43.996	
7 -	53.421	28.630	1:22.051	86.83	1.242	14:23:06.047	
8 -	53.458	28.884	1:22.342	86.52	1.533	14:24:28.389	

P8		17 F1		THOMAS / JAMES		Ireson Suzuki - Team Walters & Thomas Sidecar Racing	
IDEAL LAP TIME : 1:20.957		BEST LAP TIME : 1:21.495		DIFFERENCE : 0.538			
LAP	SECTOR 1	SECTOR 2	LAP TIME	MPH	DIFF	TIME OF DAY	
1 -		28.529	1:24.729	84.08	3.234	14:14:55.362	
2 -	52.649	29.448	1:22.097 (3)	86.78	0.602	14:16:17.459	
3 -	52.487	29.360	1:21.847 (2)	87.04	0.352	14:17:39.306	
4 -	53.030	29.209	1:22.239	86.63	0.744	14:19:01.545	
5 -	52.428	29.067	1:21.495 (1)	87.42		14:20:23.040	
6 -	53.376	29.397	1:22.773	86.07	1.278	14:21:45.813	
7 -	54.451	29.225	1:23.676	85.14	2.181	14:23:09.489	
8 -	54.551	30.706	1:25.257	83.56	3.762	14:24:34.746	

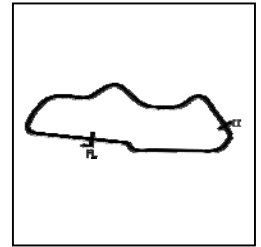
Weather / Track : Cloudy / Dry

Donington Park National
Circuit Length = 1.9790 miles
Start: 14:13 Flag 14:23 End: 14:25

BMCRC - MRO Championships 2020 - Rnd 3 @ Donington Park National

RKB-BMCRC F1 & F2 Sidecars

RACE 7 - SECTOR ANALYSIS



SECTOR 1 = FL to I1, SECTOR 2 = I1 to FL, DIFF = Difference To Personal Best Lap, P = Crossed Finish Line in Pit Lane, D = Time Disallowed

P9 15 F2		K MORGAN / S MORGAN		LCR Yamaha - All The Elements		
IDEAL LAP TIME : 1:21.091		BEST LAP TIME : 1:21.467		DIFFERENCE : 0.376		
LAP	SECTOR 1	SECTOR 2	LAP TIME	MPH	DIFF	TIME OF DAY
1 -		29.179	1:27.256	81.65	5.789	14:14:57.889
2 -	52.825	28.642	1:21.467 (1)	87.45		14:16:19.356
3 -	53.313	29.805	1:23.118	85.71	1.651	14:17:42.474
4 -	53.035	29.013	1:22.048	86.83	0.581	14:19:04.522
5 -	52.850	28.724	1:21.574 (3)	87.33	0.107	14:20:26.096
6 -	52.449	29.043	1:21.492 (2)	87.42	0.025	14:21:47.588
7 -	56.371	28.980	1:25.351	83.47	3.884	14:23:12.939
8 -	52.898	29.155	1:22.053	86.82	0.586	14:24:34.992

P10 158 F1		EASTELL / LAWRENCE		-		
IDEAL LAP TIME : 1:21.918		BEST LAP TIME : 1:22.180		DIFFERENCE : 0.262		
LAP	SECTOR 1	SECTOR 2	LAP TIME	MPH	DIFF	TIME OF DAY
1 -		28.973	1:28.158	80.81	5.978	14:14:58.791
2 -	53.270	29.004	1:22.274 (2)	86.59	0.094	14:16:21.065
3 -	54.381	29.313	1:23.694	85.12	1.514	14:17:44.759
4 -	55.062	29.217	1:24.279	84.53	2.099	14:19:09.038
5 -	53.445	28.735	1:22.180 (1)	86.69		14:20:31.218
6 -	53.817	28.648	1:22.465 (3)	86.39	0.285	14:21:53.683
7 -	54.097	29.270	1:23.367	85.46	1.187	14:23:17.050
8 -	54.736	29.163	1:23.899	84.91	1.719	14:24:40.949

P11 39 F2		MOORE / SCHOFIELD		Ireson Honda - LBS Racing/Team Stannard		
IDEAL LAP TIME : 1:21.911		BEST LAP TIME : 1:22.157		DIFFERENCE : 0.246		
LAP	SECTOR 1	SECTOR 2	LAP TIME	MPH	DIFF	TIME OF DAY
1 -		30.292	1:31.373	77.97	9.216	14:15:02.006
2 -	53.225	29.656	1:22.881 (3)	85.96	0.724	14:16:24.887
3 -	53.658	29.449	1:23.107	85.72	0.950	14:17:47.994
4 -	53.738	29.989	1:23.727	85.09	1.570	14:19:11.721
5 -	52.759	29.398	1:22.157 (1)	86.71		14:20:33.878
6 -	52.733	29.758	1:22.491 (2)	86.36	0.334	14:21:56.369
7 -	53.742	29.178	1:22.920	85.92	0.763	14:23:19.289
8 -	53.437	29.607	1:23.044	85.79	0.887	14:24:42.333

P12 128 F1		HORTON / DODD		Wintec Suzuki - Wintec Racing		
IDEAL LAP TIME : 1:21.692		BEST LAP TIME : 1:21.692		DIFFERENCE : 0.000		
LAP	SECTOR 1	SECTOR 2	LAP TIME	MPH	DIFF	TIME OF DAY
1 -		28.987	1:27.935	81.02	6.243	14:14:58.568
2 -	53.952	29.188	1:23.140	85.69	1.448	14:16:21.708
3 -	55.048	30.077	1:25.125	83.69	3.433	14:17:46.833
4 -	54.164	28.865	1:23.029 (3)	85.80	1.337	14:19:09.862
5 -	53.181	28.511	1:21.692 (1)	87.21		14:20:31.554
6 -	54.343	29.435	1:23.778	85.04	2.086	14:21:55.332
7 -	53.382	28.751	1:22.133 (2)	86.74	0.441	14:23:17.465
8 -	54.541	30.587	1:25.128	83.69	3.436	14:24:42.593

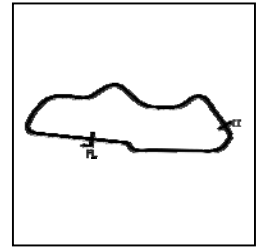
Weather / Track : Cloudy / Dry

Donington Park National
Circuit Length = 1.9790 miles
Start: 14:13 Flag 14:23 End: 14:25

BMCR - MRO Championships 2020 - Rnd 3 @ Donington Park National

RKB-BMCR F1 & F2 Sidecars

RACE 7 - SECTOR ANALYSIS



SECTOR 1 = FL to I1, SECTOR 2 = I1 to FL, DIFF = Difference To Personal Best Lap, P = Crossed Finish Line in Pit Lane, D = Time Disallowed

P13 54 F2		ALTON / BROTHERTON		LCR -		
IDEAL LAP TIME : 1:20.599		BEST LAP TIME : 1:21.351		DIFFERENCE : 0.752		
LAP	SECTOR 1	SECTOR 2	LAP TIME	MPH	DIFF	TIME OF DAY
1 -		30.700	1:35.075	74.93	13.724	14:15:05.708
2 -	53.977	29.042	1:23.019	85.81	1.668	14:16:28.727
3 -	53.134	28.674	1:21.808 (2)	87.08	0.457	14:17:50.535
4 -	53.704	28.706	1:22.410 (3)	86.45	1.059	14:19:12.945
5 -	53.846	29.128	1:22.974	85.86	1.623	14:20:35.919
6 -	51.925	29.426	1:21.351 (1)	87.57		14:21:57.270
7 -	53.786	29.234	1:23.020	85.81	1.669	14:23:20.290
8 -	54.299	28.865	1:23.164	85.66	1.813	14:24:43.454

P14 73 F2		GOODIER / STONE		LCR - Rowtec Ltd		
IDEAL LAP TIME : 1:21.887		BEST LAP TIME : 1:22.319		DIFFERENCE : 0.432		
LAP	SECTOR 1	SECTOR 2	LAP TIME	MPH	DIFF	TIME OF DAY
1 -		29.305	1:28.685	80.33	6.366	14:14:59.318
2 -	54.273	30.407	1:24.680	84.13	2.361	14:16:23.998
3 -	53.821	29.219	1:23.040 (3)	85.79	0.721	14:17:47.038
4 -	54.592	29.901	1:24.493	84.32	2.174	14:19:11.531
5 -	53.446	29.253	1:22.699 (2)	86.15	0.380	14:20:34.230
6 -	52.897	29.422	1:22.319 (1)	86.54		14:21:56.549
7 -	54.238	29.672	1:23.910	84.90	1.591	14:23:20.459
8 -	54.302	28.990	1:23.292	85.53	0.973	14:24:43.751

P15 136 F1		S EDWARDS / L EDWARDS		BMR Suzuki - ECONOMY HEATING SERVICES		
IDEAL LAP TIME : 1:21.422		BEST LAP TIME : 1:21.422		DIFFERENCE : 0.000		
LAP	SECTOR 1	SECTOR 2	LAP TIME	MPH	DIFF	TIME OF DAY
1 -		30.148	1:30.579	78.65	9.157	14:15:01.212
2 -	53.273	29.918	1:23.191 (3)	85.64	1.769	14:16:24.403
3 -	53.881	29.558	1:23.439	85.38	2.017	14:17:47.842
4 -	54.258	29.593	1:23.851	84.96	2.429	14:19:11.693
5 -	54.801	29.517	1:24.318	84.49	2.896	14:20:36.011
6 -	52.393	29.029	1:21.422 (1)	87.50		14:21:57.433
7 -	53.780	29.225	1:23.005 (2)	85.83	1.583	14:23:20.438
8 -	55.312	29.321	1:24.633	84.18	3.211	14:24:45.071

P16 964 F2		ANDERSON / LUPTON		Lumley - Lumley Engineering		
IDEAL LAP TIME : 1:22.775		BEST LAP TIME : 1:22.775		DIFFERENCE : 0.000		
LAP	SECTOR 1	SECTOR 2	LAP TIME	MPH	DIFF	TIME OF DAY
1 -		30.401	1:31.740	77.66	8.965	14:15:02.373
2 -			1:22.894 (2)	85.94	0.119	14:16:25.267
3 -			1:23.477	85.34	0.702	14:17:48.744
4 -			1:23.696	85.12	0.921	14:19:12.440
5 -			1:23.363	85.46	0.588	14:20:35.803
6 -			1:23.621	85.20	0.846	14:21:59.424
7 -	53.295	29.480	1:22.775 (1)	86.07		14:23:22.199
8 -			1:23.042 (3)	85.79	0.267	14:24:45.241

Weather / Track : Cloudy / Dry

Donington Park National
Circuit Length = 1.9790 miles
Start: 14:13 Flag 14:23 End: 14:25

BMCRC - MRO Championships 2020 - Rnd 3 @ Donington Park National

RKB-BMCRC F1 & F2 Sidecars

RACE 7 - SECTOR ANALYSIS



SECTOR 1 = FL to I1, SECTOR 2 = I1 to FL, DIFF = Difference To Personal Best Lap, P = Crossed Finish Line in Pit Lane, D = Time Disallowed

P17 44 F2 KING / SIGSWORTH			Lumley Ireson F2 - The Bell on the Common			
IDEAL LAP TIME : 1:22.888		BEST LAP TIME : 1:22.912		DIFFERENCE : 0.024		
LAP	SECTOR 1	SECTOR 2	LAP TIME	MPH	DIFF	TIME OF DAY
1 -		30.088	1:32.299	77.19	9.387	14:15:02.932
2 -	54.476	29.774	1:24.250	84.56	1.338	14:16:27.182
3 -	53.359	29.553	1:22.912 (1)	85.93		14:17:50.094
4 -	53.924	29.890	1:23.814	85.00	0.902	14:19:13.908
5 -	54.072	29.677	1:23.749 (3)	85.07	0.837	14:20:37.657
6 -	53.852	29.529	1:23.381 (2)	85.44	0.469	14:22:01.038
7 -	54.587	29.559	1:24.146	84.67	1.234	14:23:25.184
8 -	55.159	30.333	1:25.492	83.33	2.580	14:24:50.676

P18 45 F2 COSTELLO / STOKOE			LCR Kawasaki - FROG PROPERTY DEVELOPMENTS LTD			
IDEAL LAP TIME : 1:24.063		BEST LAP TIME : 1:24.654		DIFFERENCE : 0.591		
LAP	SECTOR 1	SECTOR 2	LAP TIME	MPH	DIFF	TIME OF DAY
1 -		32.541	1:36.062	74.16	11.408	14:15:06.695
2 -	56.426	30.100	1:26.526	82.34	1.872	14:16:33.221
3 -	56.062	30.683	1:26.745	82.13	2.091	14:17:59.966
4 -	55.121	29.763	1:24.884 (2)	83.93	0.230	14:19:24.850
5 -	55.479	29.549	1:25.028 (3)	83.79	0.374	14:20:49.878
6 -	55.695	30.182	1:25.877	82.96	1.223	14:22:15.755
7 -	54.514	30.140	1:24.654 (1)	84.16		14:23:40.409

P19 6 F2 BELLABY / GRISTWOOD			DDM Suzuki - Gristwood & Toms			
IDEAL LAP TIME : 1:24.730		BEST LAP TIME : 1:25.031		DIFFERENCE : 0.301		
LAP	SECTOR 1	SECTOR 2	LAP TIME	MPH	DIFF	TIME OF DAY
1 -		31.069	1:34.630	75.28	9.599	14:15:05.263
2 -	55.930	30.428	1:26.358	82.50	1.327	14:16:31.621
3 -	57.168	30.488	1:27.656	81.27	2.625	14:17:59.277
4 -	56.741	30.261	1:27.002	81.89	1.971	14:19:26.279
5 -	55.112	30.299	1:25.411 (3)	83.41	0.380	14:20:51.690
6 -	55.424	29.958	1:25.382 (2)	83.44	0.351	14:22:17.072
7 -	54.772	30.259	1:25.031 (1)	83.78		14:23:42.103

P20 31 F2 MUNRO / GEDDES			Shelbourne Yamaha - Allbikes			
IDEAL LAP TIME : 1:24.506		BEST LAP TIME : 1:24.785		DIFFERENCE : 0.279		
LAP	SECTOR 1	SECTOR 2	LAP TIME	MPH	DIFF	TIME OF DAY
1 -		31.447	1:35.346	74.72	10.561	14:15:05.979
2 -	55.470	30.850	1:26.320	82.53	1.535	14:16:32.299
3 -	56.849	30.572	1:27.421	81.49	2.636	14:17:59.720
4 -	56.552	29.986	1:26.538	82.32	1.753	14:19:26.258
5 -	55.483	30.304	1:25.787 (2)	83.05	1.002	14:20:52.045
6 -	55.265	30.652	1:25.917 (3)	82.92	1.132	14:22:17.962
7 -	54.520	30.265	1:24.785 (1)	84.03		14:23:42.747

P21 29 F2 GRISTWOOD / CRACKNALL			Suzuki - Gristwood&Toms			
IDEAL LAP TIME : 1:24.736		BEST LAP TIME : 1:24.973		DIFFERENCE : 0.237		
LAP	SECTOR 1	SECTOR 2	LAP TIME	MPH	DIFF	TIME OF DAY
1 -		32.892	1:36.833	73.57	11.860	14:15:07.466
2 -	56.614	30.944	1:27.558	81.37	2.585	14:16:35.024
3 -	55.877	30.785	1:26.662	82.21	1.689	14:18:01.686
4 -	55.138	30.607	1:25.745	83.09	0.772	14:19:27.431
5 -	54.825	30.148	1:24.973 (1)	83.84		14:20:52.404
6 -	55.217	30.094	1:25.311 (2)	83.51	0.338	14:22:17.715
7 -	54.642	30.681	1:25.323 (3)	83.50	0.350	14:23:43.038

Weather / Track : Cloudy / Dry

Donington Park National
Circuit Length = 1.9790 miles
Start: 14:13 Flag 14:23 End: 14:25

BMCRC - MRO Championships 2020 - Rnd 3 @ Donington Park National

RKB-BMCRC F1 & F2 Sidecars

RACE 7 - SECTOR ANALYSIS



SECTOR 1 = FL to I1, SECTOR 2 = I1 to FL, DIFF = Difference To Personal Best Lap, P = Crossed Finish Line in Pit Lane, D = Time Disallowed

P22 167 F2 PETTMAN / ROBINSON			Windle Yamaha -			
IDEAL LAP TIME : 1:29.068		BEST LAP TIME : 1:29.073		DIFFERENCE : 0.005		
LAP	SECTOR 1	SECTOR 2	LAP TIME	MPH	DIFF	TIME OF DAY
1 -		31.933	1:38.544	72.29	9.471	14:15:09.177
2 -	57.179	31.894	1:29.073 (1)	79.98		14:16:38.250
3 -	57.335	32.771	1:30.106	79.06	1.033	14:18:08.356
4 -	58.193	32.136	1:30.329	78.87	1.256	14:19:38.685
5 -	57.180	32.077	1:29.257 (3)	79.82	0.184	14:21:07.942
6 -	57.174	31.909	1:29.083 (2)	79.97	0.010	14:22:37.025
7 -	57.710	31.995	1:29.705	79.42	0.632	14:24:06.730

P23 67 F1 JEFFREY / FIELD			Windle - MJP racing			
IDEAL LAP TIME : 1:27.895		BEST LAP TIME : 1:27.895		DIFFERENCE : 0.000		
LAP	SECTOR 1	SECTOR 2	LAP TIME	MPH	DIFF	TIME OF DAY
1 -		31.871	1:43.357	68.93	15.462	14:15:13.990
2 -	58.881	31.581	1:30.462	78.75	2.567	14:16:44.452
3 -	58.206	31.049	1:29.255 (2)	79.82	1.360	14:18:13.707
4 -	58.577	31.172	1:29.749 (3)	79.38	1.854	14:19:43.456
5 -	57.585	30.310	1:27.895 (1)	81.05		14:21:11.351
6 -	59.445	31.345	1:30.790	78.47	2.895	14:22:42.141
7 -	59.670	31.585	1:31.255	78.07	3.360	14:24:13.396

P24 74 F1 JO RESTALL / JA RESTALL			RCN Yamaha -			
IDEAL LAP TIME : 1:29.745		BEST LAP TIME : 1:30.146		DIFFERENCE : 0.401		
LAP	SECTOR 1	SECTOR 2	LAP TIME	MPH	DIFF	TIME OF DAY
1 -		32.372	1:39.733	71.43	9.587	14:15:10.366
2 -	57.373	32.773	1:30.146 (1)	79.03		14:16:40.512
3 -	1:00.296	32.450	1:32.746 (3)	76.81	2.600	14:18:13.258
4 -	58.616	32.373	1:30.989 (2)	78.30	0.843	14:19:44.247
5 -	58.672	36.209	1:34.881	75.09	4.735	14:21:19.128
6 -	1:03.510	35.599	1:39.109	71.88	8.963	14:22:58.237
7 -	1:02.693	35.073	1:37.766	72.87	7.620	14:24:36.003

P25 171 F1 WRIGHT / BAILEY			Yamaha - Stainless Steel Designs Ltd.			
IDEAL LAP TIME : 1:22.133		BEST LAP TIME : 1:22.441		DIFFERENCE : 0.308		
LAP	SECTOR 1	SECTOR 2	LAP TIME	MPH	DIFF	TIME OF DAY
1 -		29.839	2:57.097	40.23	1:34.656	14:16:27.730
2 -	54.023	29.219	1:23.242 (3)	85.58	0.801	14:17:50.972
3 -	54.305	29.318	1:23.623	85.19	1.182	14:19:14.595
4 -	54.459	29.131	1:23.590	85.23	1.149	14:20:38.185
5 -	53.466	29.880	1:23.346	85.48	0.905	14:22:01.531
6 -	53.102	29.641	1:22.743 (2)	86.10	0.302	14:23:24.274
7 -	53.002	29.439	1:22.441 (1)	86.42		14:24:46.715

P26 22 F2 LITHGOW / KEMP			CES Shelbourne - Lithgow electrical services			
IDEAL LAP TIME : 1:34.009		BEST LAP TIME : 1:34.196		DIFFERENCE : 0.187		
LAP	SECTOR 1	SECTOR 2	LAP TIME	MPH	DIFF	TIME OF DAY
1 -		33.063	1:46.318	67.01	12.122	14:15:16.951
2 -	1:02.057	32.458	1:34.515 (2)	75.38	0.319	14:16:51.466
3 -	1:01.785	32.411	1:34.196 (1)	75.63		14:18:25.662
4 -	1:02.106	33.946	1:36.052	74.17	1.856	14:20:01.714
5 -	1:03.094	34.013	1:37.107	73.36	2.911	14:21:38.821
6 -	1:03.275	32.224	1:35.499 (3)	74.60	1.303	14:23:14.320
7 -	1:02.321	33.377	1:35.698	74.44	1.502	14:24:50.018

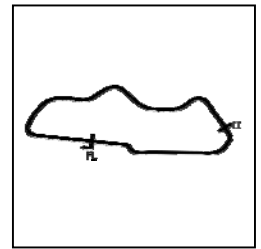
Weather / Track : Cloudy / Dry

Donington Park National
Circuit Length = 1.9790 miles
Start: 14:13 Flag 14:23 End: 14:25

BMCRC - MRO Championships 2020 - Rnd 3 @ Donington Park National

RKB-BMCRC F1 & F2 Sidecars

RACE 7 - SECTOR ANALYSIS



SECTOR 1 = FL to I1, SECTOR 2 = I1 to FL, DIFF = Difference To Personal Best Lap, P = Crossed Finish Line in Pit Lane, D = Time Disallowed

P27 118 F1		BICKNELL/ ENSOR		LCR Kawasaki -		
IDEAL LAP TIME : 1:22.087		BEST LAP TIME : 1:22.087		DIFFERENCE : 0.000		
LAP	SECTOR 1	SECTOR 2	LAP TIME	MPH	DIFF	TIME OF DAY
1 -		29.461	1:29.176	79.89	7.089	14:14:59.809
2 -	53.615	29.296	1:22.911 (3)	85.93	0.824	14:16:22.720
3 -	53.689	29.434	1:23.123	85.71	1.036	14:17:45.843
4 -	52.927	29.160	1:22.087 (1)	86.79		14:19:07.930
5 -	53.579	29.238	1:22.817 (2)	86.02	0.730	14:20:30.747
6 -	54.990	31.210	1:26.200	82.65	4.113	14:21:56.947
7 -	56.470	31.214	1:27.684	81.25	5.597	14:23:24.631

P28 412 F1		PETTIS / PETTIS		RSR KTM 1190 - Performance Technical		
IDEAL LAP TIME : 1:25.016		BEST LAP TIME : 1:25.016		DIFFERENCE : 0.000		
LAP	SECTOR 1	SECTOR 2	LAP TIME	MPH	DIFF	TIME OF DAY
1 -		30.081	1:36.041	74.18	11.025	14:15:06.674
2 -	56.061	29.331	1:25.392 (2)	83.43	0.376	14:16:32.066
3 -	56.205	29.547	1:25.752 (3)	83.08	0.736	14:17:57.818
4 -	56.671	29.467	1:26.138	82.71	1.122	14:19:23.956
5 -	55.984	29.032	1:25.016 (1)	83.80		14:20:48.972
6 -	1:03.138	37.879	1:41.017	70.52	16.001	14:22:29.989

P29 50 F2		BROWNE / FITZPATRICK		Baker Suzuki - www.corries.com		
IDEAL LAP TIME : 1:34.297		BEST LAP TIME : 1:34.500		DIFFERENCE : 0.203		
LAP	SECTOR 1	SECTOR 2	LAP TIME	MPH	DIFF	TIME OF DAY
1 -		33.489	1:44.950	67.88	10.450	14:15:15.583
2 -	1:01.927	33.047	1:34.974 (2)	75.01	0.474	14:16:50.557
3 -	1:02.549	32.748	1:35.297 (3)	74.76	0.797	14:18:25.854
4 -	1:01.549	32.951	1:34.500 (1)	75.39		14:20:00.354
5 -	1:02.348	34.551	1:36.899	73.52	2.399	14:21:37.253
6 -	1:12.461	IN PIT	2:03.005 P	57.92	28.505	14:23:40.258

P30 26 F2		ATKINSON / MIDDLETON		Bellas - CMS/RAF MSA		
IDEAL LAP TIME : 1:21.616		BEST LAP TIME : 1:22.065		DIFFERENCE : 0.449		
LAP	SECTOR 1	SECTOR 2	LAP TIME	MPH	DIFF	TIME OF DAY
1 -		29.961	1:31.628	77.75	9.563	14:15:02.261
2 -	52.447	29.704	1:22.151 (2)	86.72	0.086	14:16:24.412
3 -	52.896	29.169	1:22.065 (1)	86.81		14:17:46.477

P31 121 F1		LAWRENCE / HUGHES		LCR Yamaha -		
IDEAL LAP TIME : 1:26.352		BEST LAP TIME : 1:26.352		DIFFERENCE : 0.000		
LAP	SECTOR 1	SECTOR 2	LAP TIME	MPH	DIFF	TIME OF DAY
1 -		32.089	1:37.190	73.30	10.838	14:15:07.823
2 -	55.733	30.619	1:26.352 (1)	82.50		14:16:34.175

P32 41 F2		RILEY / QUINLAN		MR Equipe - Finecut Developments		
IDEAL LAP TIME :		BEST LAP TIME :		DIFFERENCE :		
LAP	SECTOR 1	SECTOR 2	LAP TIME	MPH	DIFF	TIME OF DAY
1 -		IN PIT	1:44.642 P	68.08		14:15:15.275

BMCRC - MRO Championships 2020 - Rnd 3 @ Donington Park National

RKB-BMCRC F1 & F2 Sidecars

RACE 7 - BEST SECTORS

SECTOR 1				SECTOR 2				IDEAL / BEST COMPARISON				
POS	NO	NAME	TIME	NO	NAME	TIME	POS	NO	NAME	IDEAL	BEST	DIFF
									PERFECT LAP	1:14.573		
1	3	HOLDEN / LOWTHER	47.761	93	HOLDEN / LAWRENCE	26.812	1	3	HOLDEN / LOWTHER	1:14.579	1:14.982	0.403
2	93	HOLDEN / LAWRENCE	47.888	3	HOLDEN / LOWTHER	26.818	2	93	HOLDEN / LAWRENCE	1:14.700	1:15.422	0.722
3	51	GILBERT / THOMAS	48.815	37	KNIGHT / HUGHES	27.264	3	51	GILBERT / THOMAS	1:16.298	1:16.298	0.000
4	37	KNIGHT / HUGHES	50.204	51	GILBERT / THOMAS	27.483	4	37	KNIGHT / HUGHES	1:17.468	1:17.468	0.000
5	8	ILARIA / SIMS	50.673	36	SCHOFIELD / ROSTROM	27.730	5	36	SCHOFIELD / ROSTI	1:18.696	1:18.696	0.000
6	36	SCHOFIELD / ROSTROM	50.966	13	DIX / PARKER	28.412	6	8	ILARIA / SIMS	1:19.176	1:19.403	0.227
7	54	ALTON / BROTHERTON	51.925	8	ILARIA / SIMS	28.503	7	13	DIX / PARKER	1:20.386	1:20.809	0.423
8	13	DIX / PARKER	51.974	128	HORTON / DODD	28.511	8	54	ALTON / BROTHERT	1:20.599	1:21.351	0.752
9	136	S EDWARDS / L EDWARDS	52.393	17	THOMAS / JAMES	28.529	9	17	THOMAS / JAMES	1:20.957	1:21.495	0.538
10	17	THOMAS / JAMES	52.428	15	K MORGAN / S MORGAN	28.642	10	15	K MORGAN / S MOR	1:21.091	1:21.467	0.376
11	26	ATKINSON / MIDDLETON	52.447	158	EASTELL / LAWERENCE	28.648	11	136	S EDWARDS / L EDV	1:21.422	1:21.422	0.000
12	15	K MORGAN / S MORGAN	52.449	54	ALTON / BROTHERTON	28.674	12	26	ATKINSON / MIDDLE	1:21.616	1:22.065	0.449
13	39	MOORE / SCHOFIELD	52.733	73	GOODIER / STONE	28.990	13	128	HORTON / DODD	1:21.692	1:21.692	0.000
14	73	GOODIER / STONE	52.897	136	S EDWARDS / L EDWARDS	29.029	14	73	GOODIER / STONE	1:21.887	1:22.319	0.432
15	118	BICKNELL / ENSOR	52.927	412	PETTIS / PETTIS	29.032	15	39	MOORE / SCHOFIELI	1:21.911	1:22.157	0.246
16	171	WRIGHT / BAILEY	53.002	171	WRIGHT / BAILEY	29.131	16	158	EASTELL / LAWERE	1:21.918	1:22.180	0.262
17	128	HORTON / DODD	53.181	118	BICKNELL / ENSOR	29.160	17	118	BICKNELL / ENSOR	1:22.087	1:22.087	0.000
18	158	EASTELL / LAWERENCE	53.270	26	ATKINSON / MIDDLETON	29.169	18	171	WRIGHT / BAILEY	1:22.133	1:22.441	0.308
19	964	ANDERSON / LUPTON	53.295	39	MOORE / SCHOFIELD	29.178	19	964	ANDERSON / LUPTO	1:22.775	1:22.775	0.000
20	44	KING / SIGSWORTH	53.359	964	ANDERSON / LUPTON	29.480	20	44	KING / SIGSWORTH	1:22.888	1:22.912	0.024
21	45	COSTELLO / STOKOE	54.514	44	KING / SIGSWORTH	29.529	21	45	COSTELLO / STOKO	1:24.063	1:24.654	0.591
22	31	MUNRO / GEDDES	54.520	45	COSTELLO / STOKOE	29.549	22	31	MUNRO / GEDDES	1:24.506	1:24.785	0.279
23	29	GRISTWOOD / CRACKNALL	54.642	6	BELLABY / GRISTWOOD	29.958	23	6	BELLABY / GRISTWC	1:24.730	1:25.031	0.301
24	6	BELLABY / GRISTWOOD	54.772	31	MUNRO / GEDDES	29.986	24	29	GRISTWOOD / CRAC	1:24.736	1:24.973	0.237
25	121	LAWRENCE / HUGHES	55.733	29	GRISTWOOD / CRACKNALL	30.094	25	412	PETTIS / PETTIS	1:25.016	1:25.016	0.000
26	412	PETTIS / PETTIS	55.984	67	JEFFREY / FIELD	30.310	26	121	LAWRENCE / HUGHE	1:26.352	1:26.352	0.000
27	167	PETTMAN / ROBINSON	57.174	121	LAWRENCE / HUGHES	30.619	27	67	JEFFREY / FIELD	1:27.895	1:27.895	0.000
28	74	JO RESTALL / JA RESTALL	57.373	167	PETTMAN / ROBINSON	31.894	28	167	PETTMAN / ROBINS	1:29.068	1:29.073	0.005
29	67	JEFFREY / FIELD	57.585	22	LITHGOW / KEMP	32.224	29	74	JO RESTALL / JA RE	1:29.745	1:30.146	0.401
30	50	BROWNE / FITZPATRICK	1:01.549	74	JO RESTALL / JA RESTALL	32.372	30	22	LITHGOW / KEMP	1:34.009	1:34.196	0.187
31	22	LITHGOW / KEMP	1:01.785	50	BROWNE / FITZPATRICK	32.748	31	50	BROWNE / FITZPATF	1:34.297	1:34.500	0.203
32							32	41	RILEY / QUINLAN			

Weather / Track : Cloudy / Dry

Results can be found at www.tsl-timing.com

Donington Park National
Circuit Length = 1.9790 miles
Start: 14:13 Flag 14:23 End: 14:25

Printed - 14:26 Saturday, 05 September 2020

BMCRC - MRO Championships 2020 - Rnd 3 @ Donington Park National

RKB-BMCRC F1 & F2 Sidecars

RACE 7 - STATISTICS

Competitors Started 32
Planned Start 2020-09-05 @ 14:00:00.000
Actual Start 2020-09-05 @ 14:13:30.632
Finish Time 2020-09-05 @ 14:23:40.287
Track Length 1.9790mi.
Total Laps 224
Total Distance Covered 443.3110mi.

Session Fastest Lap History

NO	CL	NAME	LAP TIME	TIME OF DAY	LAP	VEHICLE
93	F1	HOLDEN / LAWRENCE	1:16.150	14:16:07.140	2	LCR Suzuki
3	F1	HOLDEN / LOWTHER	1:16.110	14:16:07.369	2	LCR
3	F1	HOLDEN / LOWTHER	1:15.489	14:17:22.861	3	LCR
3	F1	HOLDEN / LOWTHER	1:14.982	14:18:37.841	4	LCR

Session Leader History

NO	CL	NAME	FROM LAP	LAPS LED	DISTANCE	VEHICLE
93	F1	HOLDEN / LAWRENCE	1	2	3.92 miles	LCR Suzuki
3	F1	HOLDEN / LOWTHER	3	6	11.87 miles	LCR

Flag History

TYPE	TIME OF DAY
GREEN	14:13:30.632
FINISH	14:23:40.287

Flag Statistics

TYPE	COUNT	TOTAL LAPS	TOTAL TIME
Green	1	8	11:46.877
Red	0	0	0.000
Safety Car	0	0	0.000
FCY	0	0	0.000

BMCRC - MRO Championships 2020 - Rnd 3 @ Donington Park National

RKB-BMCRC F1 & F2 Sidecars

RACE 7 - STATISTICS

CLASS : F1

13 Starters

Fastest Lap History

NO	NAME	LAP TIME	TIME OF DAY	LAP	VEHICLE
93	HOLDEN / LAWRENCE	1:16.150	14:16:07.140	2	LCR Suzuki
3	HOLDEN / LOWTHER	1:16.110	14:16:07.369	2	LCR
3	HOLDEN / LOWTHER	1:15.489	14:17:22.861	3	LCR
3	HOLDEN / LOWTHER	1:14.982	14:18:37.841	4	LCR

Leader History

NO	NAME	FROM LAP	LAPS LED	DISTANCE	VEHICLE
93	HOLDEN / LAWRENCE	1	2	3.92 miles	LCR Suzuki
3	HOLDEN / LOWTHER	3	6	11.87 miles	LCR

Weather / Track : Cloudy / Dry

Results can be found at www.tsl-timing.com

Page 2 of 3

Donington Park National
Circuit Length = 1.9790 miles
Start: 14:13 Flag 14:23 End: 14:25

Printed - 14:27 Saturday, 05 September 2020

BMCRC - MRO Championships 2020 - Rnd 3 @ Donington Park National

RKB-BMCRC F1 & F2 Sidecars

RACE 7 - STATISTICS

CLASS : F2

19 Starters

Fastest Lap History

NO	NAME	LAP TIME	TIME OF DAY	LAP	VEHICLE
8	ILARIA / SIMS	1:19.440	14:16:13.568	2	
37	KNIGHT / HUGHES	1:18.663	14:17:39.912	3	LCR Kawasaki
37	KNIGHT / HUGHES	1:18.275	14:20:19.463	5	LCR Kawasaki
37	KNIGHT / HUGHES	1:17.468	14:24:14.980	8	LCR Kawasaki

Leader History

NO	NAME	FROM LAP	LAPS LED	DISTANCE	VEHICLE
8	ILARIA / SIMS	1	5	9.85 miles	
36	SCHOFIELD / ROSTROM	6	3	5.93 miles	DDM

BMCRC - MRO Championships 2020 - Rnd 3 @ Donington Park National

RKB-BMCRC F1 & F2 Sidecars

RACE 17 - GRID (8 Laps)



ROW 17	34		33	27	KIRBY / GRAVES	
ROW 16	32	41	RILEY / QUINLAN	31	50	1:34.500 BROWNE / FITZPATRICK
ROW 15	30	22	1:34.196 LITHGOW / KEMP	29	74	1:30.146 JO RESTALL / JA RESTALL
ROW 14	28	167	1:29.073 PETTMAN / ROBINSON	27	67	1:27.895 JEFFREY / FIELD
ROW 13	26	121	1:26.352 LAWRENCE / HUGHES	25	6	1:25.031 BELLABY / GRISTWOOD
ROW 12	24	412	1:25.016 PETTIS / PETTIS	23	29	1:24.973 GRISTWOOD / CRACKNALL
ROW 11	22	31	1:24.785 MUNRO / GEDDES	21	45	1:24.654 COSTELLO / STOKOE
ROW 10	20	44	1:22.912 KING / SIGSWORTH	19	964	1:22.775 ANDERSON / LUPTON
ROW 9	18	171	1:22.441 WRIGHT / BAILEY	17	73	1:22.319 GOODIER / STONE
ROW 8	16	158	1:22.180 EASTELL / LAWERENCE	15	39	1:22.157 MOORE / SCHOFIELD
ROW 7	14	118	1:22.087 BICKNELL/ ENSOR	13	26	1:22.065 ATKINSON / MIDDLETON
ROW 6	12	128	1:21.692 HORTON / DODD	11	17	1:21.495 THOMAS / JAMES
ROW 5	10	15	1:21.467 K MORGAN / S MORGAN	9	136	1:21.422 S EDWARDS / L EDWARDS
ROW 4	8	54	1:21.351 ALTON / BROTHERTON	7	13	1:20.809 DIX / PARKER
ROW 3	6	8	1:19.403 ILARIA / SIMS	5	36	1:18.696 SCHOFIELD / ROSTROM
ROW 2	4	37	1:17.468 KNIGHT / HUGHES	3	51	1:16.298 GILBERT / THOMAS
ROW 1	2	93	1:15.422 HOLDEN / LAWRENCE	1	3	1:14.982 HOLDEN / LOWTHER

Pole

Donington Park National
Circuit Length = 1.9790 miles

These results are provisional until the conclusion of any judicial and technical matters.

Clerk Of Course :	Steward :	Timekeeper :
-------------------	-----------	--------------

Results can be found at www.tsl-timing.com

Printed - 14:28 Saturday, 05 September 2020



BMCRC - MRO Championships 2020 - Rnd 3 @ Donington Park National

RKB-BMCRC F1 & F2 Sidecars

RACE 17 - CLASSIFICATION



POS	NO	CL	PIC NAME	ENTRY	LAPS	TIME	GAP	DIFF	MPH	BEST	ON
1	3	F1	1 HOLDEN / LOWTHER	LCR -	8	10:09.464			93.29	1:14.448	6
2	51	F1	2 GILBERT / THOMAS	Adolf RS1 Yamaha - Borough bridge auto services	8	10:14.637	5.173	5.173	92.51	1:15.607	5
3	93	F1	3 HOLDEN / LAWRENCE	LCR Suzuki - Holden racing	8	10:15.441	5.977	0.804	92.39	1:15.411	5
4	37	F2	1 KNIGHT / HUGHES	LCR Kawasaki -	8	10:32.624	23.160	17.183	89.88	1:17.711	3
5	36	F2	2 SCHOFIELD / ROSTROM	DDM - SRT Motorcycles	8	10:41.697	32.233	9.073	88.60	1:18.615	5
6	13	F2	3 DIX / PARKER	Baker Honda - APACHE DEVELOPEMENTS	8	10:46.474	37.010	4.777	87.95	1:19.452	3
7	8	F2	4 ILARIA / SIMS	- Powerhouse	8	10:53.868	44.404	7.394	86.96	1:19.873	4
8	17	F1	4 THOMAS / JAMES	Ireson Suzuki - Team Walters & Thomas Sidecar R	8	10:55.820	46.356	1.952	86.70	1:20.295	4
9	118	F1	5 BICKNELL/ ENSOR	LCR Kawasaki -	8	10:56.663	47.199	0.843	86.59	1:19.652	6
10	54	F2	5 ALTON / BROTHERTON	LCR -	8	11:00.529	51.065	3.866	86.08	1:20.468	2
11	158	F1	6 EASTELL / LAWERENCE	-	8	11:03.977	54.513	3.448	85.63	1:21.331	8
12	128	F1	7 HORTON / DODD	Wintec Suzuki - Wintec Racing	8	11:04.866	55.402	0.889	85.52	1:20.784	4
13	136	F1	8 S EDWARDS / L EDWARDS	BMR Suzuki - ECONOMY HEATING SERVICES	8	11:06.320	56.856	1.454	85.33	1:21.878	4
14	73	F2	6 GOODIER / STONE	LCR - Rowtec Ltd	8	11:06.636	57.172	0.316	85.29	1:20.446	8
15	171	F1	9 WRIGHT / BAILEY	Yamaha - Stainless Steel Designs Ltd.	8	11:09.921	1:00.457	3.285	84.87	1:20.717	5
16	44	F2	7 KING / SIGSWORTH	Lumley Ireson F2 - The Bell on the Common	8	11:11.071	1:01.607	1.150	84.73	1:20.768	7
17	39	F2	8 MOORE / SCHOFIELD	Ireson Honda - LBS Racing/Team Stannard	8	11:19.180	1:09.716	8.109	83.71	1:21.458	7
18	31	F2	9 MUNRO / GEDDES	Shelbourne Yamaha - Allbikes	8	11:32.294	1:22.830	13.114	82.13	1:23.716	7
19	45	F2	10 COSTELLO / STOKOE	LCR Kawasaki - FROG PROPERTY DEVELOPEMEN	7	10:09.443	1 Lap	1 Lap	81.60	1:24.320	7
20	6	F2	11 BELLABY / GRISTWOOD	DDM Suzuki - Gristwood & Toms	7	10:10.378	1 Lap	0.935	81.48	1:25.319	3
21	29	F2	12 GRISTWOOD / CRACKNALL	Suzuki - Gristwood&Toms	7	10:10.830	1 Lap	0.452	81.42	1:23.864	6
22	412	F1	10 PETTIS / PETTIS	RSR KTM 1190 - Performance Technical	7	10:21.214	1 Lap	10.384	80.06	1:25.932	3
23	67	F1	11 JEFFREY / FIELD	Windle - MJP racing	7	10:27.823	1 Lap	6.609	79.21	1:26.079	7
24	167	F2	13 PETTMAN / ROBINSON	Windle Yamaha -	7	10:28.302	1 Lap	0.479	79.15	1:27.200	7
25	74	F1	12 JO RESTALL / JA RESTALL	RCN Yamaha -	7	10:36.553	1 Lap	8.251	78.13	1:28.198	3
26	50	F2	14 BROWNE / FITZPATRICK	Baker Suzuki - www.corries.com	7	11:04.203	1 Lap	27.650	74.88	1:33.098	6
27	22	F2	15 LITHGOW / KEMP	CES Shelbourne - Lithgow electrical services	7	11:27.601	1 Lap	23.398	72.33	1:34.943	4

NOT CLASSIFIED

DNF	964	F2	ANDERSON / LUPTON	Lumley - Lumley Engineering	4	5:53.910	4 Laps	3 Laps	80.13	1:22.408	3
DNF	15	F2	K MORGAN / S MORGAN	LCR Yamaha - All The Elements	3	6:17.855	5 Laps	1 Lap	56.20		

FASTEST LAP

3	F1	HOLDEN / LOWTHER	LCR -	6	1:14.448	95.69 mph	154.01 kph
37	F2	KNIGHT / HUGHES	LCR Kawasaki -	3	1:17.711	91.68 mph	147.54 kph

Class F1 - 92.5% of Race Speed = 86.29 mph

Class F2 - 92.5% of Race Speed = 83.13 mph

Donington Park National
Circuit Length = 1.9790 miles
Start: 17:48 Flag 17:58 End: 18:00

Weather / Track : Cloudy / Dry

These results are provisional until the conclusion of any judicial and technical matters.

Clerk Of Course :	Steward :	Timekeeper :
-------------------	-----------	--------------

Results can be found at www.tsl-timing.com

Printed - 18:01 Saturday, 05 September 2020



BMCR - MRO Championships 2020 - Rnd 3 @ Donington Park National

RKB-BMCR F1 & F2 Sidecars

RACE 17 - LAP CHART

LAP 1 @ 17:50:09.547		
NO	BEHIND	LAP TIME

93		1:20.530
3	0.353	1:20.883
51	0.691	1:21.221
37	1.892	1:22.422
13	3.561	1:24.091
17	3.998	1:24.528
36	4.396	1:24.926
8	5.230	1:25.760
54	5.722	1:26.252
136	8.707	1:29.237
158	8.823	1:29.353
128	10.591	1:31.121
118	11.147	1:31.677
39	11.336	1:31.866
73	11.560	1:32.090
964	12.022	1:32.552
171	13.359	1:33.889
44	13.470	1:34.000
45	13.940	1:34.470
6	14.182	1:34.712
31	15.081	1:35.611
29	15.259	1:35.789
412	15.567	1:36.097
167	17.928	1:38.458
67	18.702	1:39.232
74	21.508	1:42.038
22	22.442	1:42.972
50	22.908	1:43.438
15	36.847	1:57.377 P

LAP 2 @ 17:51:26.424		
NO	BEHIND	LAP TIME

93		1:16.877
3	0.987	1:17.511
51	1.255	1:17.441
37	3.247	1:18.232
13	6.747	1:20.063
36	7.598	1:20.079
17	7.877	1:20.756
8	9.279	1:20.926
54	9.313	1:20.468
158	14.114	1:22.168
118	15.210	1:20.940
136	15.477	1:23.647
128	17.983	1:24.269
39	19.448	1:24.989
73	19.847	1:25.164
964	21.240	1:26.095
171	21.288	1:24.806
44	21.447	1:24.854
6	22.912	1:25.607
45	23.020	1:25.957
31	23.609	1:25.405
412	25.050	1:26.360
29	25.981	1:27.599
167	29.948	1:28.897
67	30.617	1:28.792
74	34.162	1:29.531
50	39.472	1:33.441
22	41.968	1:36.403

LAP 3 @ 17:52:42.682		
NO	BEHIND	LAP TIME

93		1:16.258
3	0.222	1:15.493
51	0.829	1:15.832
37	4.700	1:17.711
13	9.941	1:19.452
36	10.390	1:19.050
17	12.307	1:20.688
8	13.324	1:20.303
54	13.959	1:20.904
118	20.399	1:21.447
158	20.537	1:22.681
136	21.180	1:21.961
128	23.981	1:22.256
73	26.046	1:22.457
39	26.565	1:23.375
171	27.205	1:22.175
964	27.390	1:22.408
44	27.729	1:22.540
6	31.973	1:25.319
45	32.314	1:25.552
31	32.779	1:25.428
412	34.724	1:25.932
29	35.753	1:26.030
67	43.202	1:28.843
167	43.742	1:30.052
74	46.102	1:28.198
15	1 Lap	2:42.608
50	56.381	1:33.167
22	1:02.819	1:37.109

LAP 4 @ 17:53:57.974		
NO	BEHIND	LAP TIME

3		1:15.070
93	1.285	1:16.577
51	1.559	1:16.022
37	8.376	1:18.968
13	15.053	1:20.404
36	15.271	1:20.173
17	17.310	1:20.295
8	17.905	1:19.873
54	19.204	1:20.537
118	24.860	1:19.753
158	27.270	1:22.025
136	27.766	1:21.878
128	29.473	1:20.784
73	32.977	1:22.223
39	34.230	1:22.957
171	35.182	1:23.269
44	35.891	1:23.454
6	42.500	1:25.819
45	42.848	1:25.826
31	43.087	1:25.600
964	44.953	1:32.855 P
29	47.675	1:27.214
412	48.328	1:28.896
167	56.720	1:28.270
67	57.324	1:29.414
74	1:00.616	1:29.806
15	1 Lap	1:37.870 P
50	1:14.745	1:33.656

LAP 5 @ 17:55:13.211		
NO	BEHIND	LAP TIME

3		1:15.237
93	1.459	1:15.411
51	1.929	1:15.607
22	1 Lap	1:34.943
37	11.570	1:18.431
36	18.649	1:18.615
13	20.110	1:20.294
17	24.017	1:21.944
8	24.200	1:21.532
54	24.745	1:20.778
118	29.707	1:20.084
158	34.025	1:21.992
136	34.485	1:21.956
128	35.848	1:21.612
73	39.470	1:21.730
39	40.545	1:21.552
171	40.662	1:20.717
44	41.691	1:21.037
6	53.857	1:26.594
45	54.396	1:26.785
31	54.573	1:26.723
29	57.804	1:25.366
412	1:01.983	1:28.892
167	1:09.363	1:27.880
67	1:09.673	1:27.586
74	1:13.879	1:28.500

LAP 6 @ 17:56:27.659		
NO	BEHIND	LAP TIME

3		1:14.448
93	2.612	1:15.601
51	3.117	1:15.636
37	16.651	1:19.529
50	1 Lap	1:34.124
36	23.561	1:19.360
13	25.764	1:20.102
22	1 Lap	1:37.160
8	31.817	1:22.065
17	31.840	1:22.271
54	32.939	1:22.642
118	34.911	1:19.652
158	41.872	1:22.295
136	42.142	1:22.105
128	42.618	1:21.218
73	46.581	1:21.559
171	47.411	1:21.197
44	49.441	1:22.198
39	49.821	1:23.724
31	1:04.995	1:24.870
6	1:06.212	1:26.803
45	1:06.481	1:26.533
29	1:07.220	1:23.864
412	1:15.164	1:27.629

LAP 7 @ 17:57:42.997		
NO	BEHIND	LAP TIME

3		1:15.338
51	4.516	1:16.737
93	5.983	1:18.709
167	1 Lap	1:27.545
67	1 Lap	1:27.877

74	1 Lap	1:29.553
37	19.334	1:18.021
36	28.222	1:19.999
13	31.558	1:21.132
50	1 Lap	1:33.098
17	38.199	1:21.697
8	38.748	1:22.269
118	41.085	1:21.512
54	42.588	1:24.987
158	48.666	1:22.132
136	49.102	1:22.298
128	49.912	1:22.632
73	52.210	1:20.967
171	54.452	1:22.379
22	1 Lap	1:39.971
44	54.871	1:20.768
39	55.941	1:21.458
31	1:13.373	1:23.716
45	1:15.463	1:24.320

LAP 8 @ 17:58:58.481		
NO	BEHIND	LAP TIME

3		1:15.484
6	1 Lap	1:25.524
29	1 Lap	1:24.968
51	5.173	1:16.141
93	5.977	1:15.478
412	1 Lap	1:27.408
67	1 Lap	1:26.079
167	1 Lap	1:27.200
37	23.160	1:19.310
74	1 Lap	1:28.927
36	32.233	1:19.495
13	37.010	1:20.936
8	44.404	1:21.140
17	46.356	1:23.641
118	47.199	1:21.598
54	51.065	1:23.961
158	54.513	1:21.331
50	1 Lap	1:33.279
128	55.402	1:20.974
136	56.856	1:23.238
73	57.172	1:20.446
171	1:00.457	1:21.489
44	1:01.607	1:22.220
39	1:09.716	1:29.259
22	1 Lap	1:39.043
31	1:22.830	1:24.941

Weather / Track : Cloudy / Dry

Donington Park National
Circuit Length = 1.9790 miles
Start: 17:48 Flag 17:58 End: 18:00

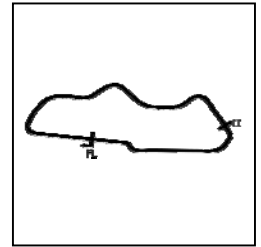
Results can be found at www.tsl-timing.com

Printed - 18:01 Saturday, 05 September 2020

BMCRC - MRO Championships 2020 - Rnd 3 @ Donington Park National

RKB-BMCRC F1 & F2 Sidecars

RACE 17 - SECTOR ANALYSIS



SECTOR 1 = FL to I1, SECTOR 2 = I1 to FL, DIFF = Difference To Personal Best Lap, P = Crossed Finish Line in Pit Lane, D = Time Disallowed

P1		3 F1		HOLDEN / LOWTHER		LCR -	
IDEAL LAP TIME : 1:14.448		BEST LAP TIME : 1:14.448		DIFFERENCE : 0.000			
LAP	SECTOR 1	SECTOR 2	LAP TIME	MPH	DIFF	TIME OF DAY	
1 -		27.466	1:20.883	88.08	6.435	17:50:09.900	
2 -	49.141	28.370	1:17.511	91.91	3.063	17:51:27.411	
3 -	48.496	26.997	1:15.493	94.37	1.045	17:52:42.904	
4 -	48.382	26.688	1:15.070 (2)	94.90	0.622	17:53:57.974	
5 -	48.535	26.702	1:15.237 (3)	94.69	0.789	17:55:13.211	
6 -	47.852	26.596	1:14.448 (1)	95.69		17:56:27.659	
7 -	48.285	27.053	1:15.338	94.56	0.890	17:57:42.997	
8 -	48.110	27.374	1:15.484	94.38	1.036	17:58:58.481	

P2		51 F1		GILBERT / THOMAS		Adolf RS1 Yamaha - Borough bridge auto services	
IDEAL LAP TIME : 1:15.502		BEST LAP TIME : 1:15.607		DIFFERENCE : 0.105			
LAP	SECTOR 1	SECTOR 2	LAP TIME	MPH	DIFF	TIME OF DAY	
1 -		28.102	1:21.221	87.71	5.614	17:50:10.238	
2 -	49.049	28.392	1:17.441	92.00	1.834	17:51:27.679	
3 -	48.842	26.990	1:15.832 (3)	93.95	0.225	17:52:43.511	
4 -	48.925	27.097	1:16.022	93.71	0.415	17:53:59.533	
5 -	48.646	26.961	1:15.607 (1)	94.23		17:55:15.140	
6 -	48.780	26.856	1:15.636 (2)	94.19	0.029	17:56:30.776	
7 -	49.539	27.198	1:16.737	92.84	1.130	17:57:47.513	
8 -	49.137	27.004	1:16.141	93.57	0.534	17:59:03.654	

P3		93 F1		HOLDEN / LAWRENCE		LCR Suzuki - Holden racing	
IDEAL LAP TIME : 1:15.196		BEST LAP TIME : 1:15.411		DIFFERENCE : 0.215			
LAP	SECTOR 1	SECTOR 2	LAP TIME	MPH	DIFF	TIME OF DAY	
1 -		27.801	1:20.530	88.47	5.119	17:50:09.547	
2 -	49.322	27.555	1:16.877	92.67	1.466	17:51:26.424	
3 -	48.841	27.417	1:16.258	93.42	0.847	17:52:42.682	
4 -	49.375	27.202	1:16.577	93.03	1.166	17:53:59.259	
5 -	48.668	26.743	1:15.411 (1)	94.47		17:55:14.670	
6 -	48.617	26.984	1:15.601 (3)	94.24	0.190	17:56:30.271	
7 -	49.946	28.763	1:18.709	90.51	3.298	17:57:48.980	
8 -	48.899	26.579	1:15.478 (2)	94.39	0.067	17:59:04.458	

P4		37 F2		KNIGHT / HUGHES		LCR Kawasaki -	
IDEAL LAP TIME : 1:17.629		BEST LAP TIME : 1:17.711		DIFFERENCE : 0.082			
LAP	SECTOR 1	SECTOR 2	LAP TIME	MPH	DIFF	TIME OF DAY	
1 -		27.303	1:22.422	86.44	4.711	17:50:11.439	
2 -	50.562	27.670	1:18.232 (3)	91.07	0.521	17:51:29.671	
3 -	50.326	27.385	1:17.711 (1)	91.68		17:52:47.382	
4 -	50.643	28.325	1:18.968	90.22	1.257	17:54:06.350	
5 -	50.893	27.538	1:18.431	90.83	0.720	17:55:24.781	
6 -	52.070	27.459	1:19.529	89.58	1.818	17:56:44.310	
7 -	50.425	27.596	1:18.021 (2)	91.31	0.310	17:58:02.331	
8 -	51.220	28.090	1:19.310	89.83	1.599	17:59:21.641	

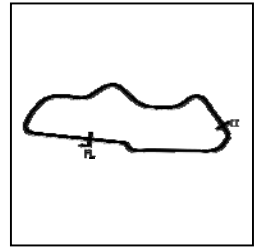
Weather / Track : Cloudy / Dry

Donington Park National
Circuit Length = 1.9790 miles
Start: 17:48 Flag 17:58 End: 18:00

BMCRC - MRO Championships 2020 - Rnd 3 @ Donington Park National

RKB-BMCRC F1 & F2 Sidecars

RACE 17 - SECTOR ANALYSIS



SECTOR 1 = FL to I1, SECTOR 2 = I1 to FL, DIFF = Difference To Personal Best Lap, P = Crossed Finish Line in Pit Lane, D = Time Disallowed

P5 36 F2		SCHOFIELD / ROSTROM		DDM - SRT Motorcycles		
IDEAL LAP TIME : 1:18.615		BEST LAP TIME : 1:18.615		DIFFERENCE : 0.000		
LAP	SECTOR 1	SECTOR 2	LAP TIME	MPH	DIFF	TIME OF DAY
1 -		28.038	1:24.926	83.89	6.311	17:50:13.943
2 -	52.084	27.995	1:20.079	88.97	1.464	17:51:34.022
3 -	51.170	27.880	1:19.050 (2)	90.12	0.435	17:52:53.072
4 -	51.602	28.571	1:20.173	88.86	1.558	17:54:13.245
5 -	51.015	27.600	1:18.615 (1)	90.62		17:55:31.860
6 -	51.670	27.690	1:19.360 (3)	89.77	0.745	17:56:51.220
7 -	51.918	28.081	1:19.999	89.05	1.384	17:58:11.219
8 -	51.384	28.111	1:19.495	89.62	0.880	17:59:30.714

P6 13 F2		DIX / PARKER		Baker Honda - APACHE DEVELOPEMENTS		
IDEAL LAP TIME : 1:19.181		BEST LAP TIME : 1:19.452		DIFFERENCE : 0.271		
LAP	SECTOR 1	SECTOR 2	LAP TIME	MPH	DIFF	TIME OF DAY
1 -		28.171	1:24.091	84.72	4.639	17:50:13.108
2 -	51.809	28.254	1:20.063 (2)	88.98	0.611	17:51:33.171
3 -	51.182	28.270	1:19.452 (1)	89.67		17:52:52.623
4 -	52.405	27.999	1:20.404	88.61	0.952	17:54:13.027
5 -	52.124	28.170	1:20.294	88.73	0.842	17:55:33.321
6 -	51.982	28.120	1:20.102 (3)	88.94	0.650	17:56:53.423
7 -	52.610	28.522	1:21.132	87.81	1.680	17:58:14.555
8 -	52.397	28.539	1:20.936	88.02	1.484	17:59:35.491

P7 8 F2		ILARIA / SIMS		- Powerhouse		
IDEAL LAP TIME : 1:19.650		BEST LAP TIME : 1:19.873		DIFFERENCE : 0.223		
LAP	SECTOR 1	SECTOR 2	LAP TIME	MPH	DIFF	TIME OF DAY
1 -		28.622	1:25.760	83.07	5.887	17:50:14.777
2 -	51.621	29.305	1:20.926 (3)	88.03	1.053	17:51:35.703
3 -	52.151	28.152	1:20.303 (2)	88.72	0.430	17:52:56.006
4 -	51.498	28.375	1:19.873 (1)	89.19		17:54:15.879
5 -	52.253	29.279	1:21.532	87.38	1.659	17:55:37.411
6 -	53.280	28.785	1:22.065	86.81	2.192	17:56:59.476
7 -	53.378	28.891	1:22.269	86.60	2.396	17:58:21.745
8 -	52.788	28.352	1:21.140	87.80	1.267	17:59:42.885

P8 17 F1		THOMAS / JAMES		Ireson Suzuki - Team Walters & Thomas Sidecar Racing		
IDEAL LAP TIME : 1:20.295		BEST LAP TIME : 1:20.295		DIFFERENCE : 0.000		
LAP	SECTOR 1	SECTOR 2	LAP TIME	MPH	DIFF	TIME OF DAY
1 -		28.932	1:24.528	84.28	4.233	17:50:13.545
2 -	52.119	28.637	1:20.756 (3)	88.22	0.461	17:51:34.301
3 -	52.370	28.318	1:20.688 (2)	88.29	0.393	17:52:54.989
4 -	52.029	28.266	1:20.295 (1)	88.73		17:54:15.284
5 -	52.720	29.224	1:21.944	86.94	1.649	17:55:37.228
6 -	53.228	29.043	1:22.271	86.59	1.976	17:56:59.499
7 -	52.964	28.733	1:21.697	87.20	1.402	17:58:21.196
8 -	54.450	29.191	1:23.641	85.18	3.346	17:59:44.837

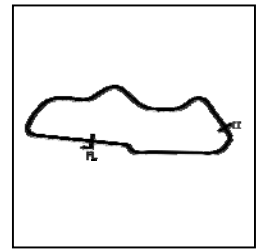
Weather / Track : Cloudy / Dry

Donington Park National
Circuit Length = 1.9790 miles
Start: 17:48 Flag 17:58 End: 18:00

BMCRC - MRO Championships 2020 - Rnd 3 @ Donington Park National

RKB-BMCRC F1 & F2 Sidecars

RACE 17 - SECTOR ANALYSIS



SECTOR 1 = FL to I1, SECTOR 2 = I1 to FL, DIFF = Difference To Personal Best Lap, P = Crossed Finish Line in Pit Lane, D = Time Disallowed

P9	118 F1	BICKNELL/ ENSOR	LCR Kawasaki -			
IDEAL LAP TIME : 1:19.337		BEST LAP TIME : 1:19.652		DIFFERENCE : 0.315		

LAP	SECTOR 1	SECTOR 2	LAP TIME	MPH	DIFF	TIME OF DAY
1 -		29.908	1:31.677	77.71	12.025	17:50:20.694
2 -	52.654	28.286	1:20.940	88.02	1.288	17:51:41.634
3 -	52.798	28.649	1:21.447	87.47	1.795	17:53:03.081
4 -	51.076	28.677	1:19.753 (2)	89.33	0.101	17:54:22.834
5 -	51.632	28.452	1:20.084 (3)	88.96	0.432	17:55:42.918
6 -	51.391	28.261	1:19.652 (1)	89.44		17:57:02.570
7 -	52.602	28.910	1:21.512	87.40	1.860	17:58:24.082
8 -	52.733	28.865	1:21.598	87.31	1.946	17:59:45.680

P10	54 F2	ALTON / BROTHERTON	LCR -			
IDEAL LAP TIME : 1:19.654		BEST LAP TIME : 1:20.468		DIFFERENCE : 0.814		

LAP	SECTOR 1	SECTOR 2	LAP TIME	MPH	DIFF	TIME OF DAY
1 -		28.457	1:26.252	82.60	5.784	17:50:15.269
2 -	51.447	29.021	1:20.468 (1)	88.54		17:51:35.737
3 -	52.697	28.207	1:20.904	88.06	0.436	17:52:56.641
4 -	52.047	28.490	1:20.537 (2)	88.46	0.069	17:54:17.178
5 -	52.145	28.633	1:20.778 (3)	88.20	0.310	17:55:37.956
6 -	53.348	29.294	1:22.642	86.21	2.174	17:57:00.598
7 -	53.644	31.343	1:24.987	83.83	4.519	17:58:25.585
8 -	54.272	29.689	1:23.961	84.85	3.493	17:59:49.546

P11	158 F1	EASTELL / LAWRENCE	-			
IDEAL LAP TIME : 1:21.331		BEST LAP TIME : 1:21.331		DIFFERENCE : 0.000		

LAP	SECTOR 1	SECTOR 2	LAP TIME	MPH	DIFF	TIME OF DAY
1 -		28.508	1:29.353	79.73	8.022	17:50:18.370
2 -	53.311	28.857	1:22.168	86.70	0.837	17:51:40.538
3 -	53.645	29.036	1:22.681	86.17	1.350	17:53:03.219
4 -	53.402	28.623	1:22.025 (3)	86.85	0.694	17:54:25.244
5 -	53.422	28.570	1:21.992 (2)	86.89	0.661	17:55:47.236
6 -	53.498	28.797	1:22.295	86.57	0.964	17:57:09.531
7 -	53.315	28.817	1:22.132	86.74	0.801	17:58:31.663
8 -	52.893	28.438	1:21.331 (1)	87.60		17:59:52.994

P12	128 F1	HORTON / DODD	Wintec Suzuki - Wintec Racing			
IDEAL LAP TIME : 1:20.702		BEST LAP TIME : 1:20.784		DIFFERENCE : 0.082		

LAP	SECTOR 1	SECTOR 2	LAP TIME	MPH	DIFF	TIME OF DAY
1 -		29.703	1:31.121	78.18	10.337	17:50:20.138
2 -	55.748	28.521	1:24.269	84.54	3.485	17:51:44.407
3 -	53.815	28.441	1:22.256	86.61	1.472	17:53:06.663
4 -	52.436	28.348	1:20.784 (1)	88.19		17:54:27.447
5 -	52.916	28.696	1:21.612	87.29	0.828	17:55:49.059
6 -	52.687	28.531	1:21.218 (3)	87.72	0.434	17:57:10.277
7 -	53.339	29.293	1:22.632	86.22	1.848	17:58:32.909
8 -	52.708	28.266	1:20.974 (2)	87.98	0.190	17:59:53.883

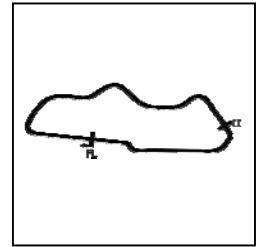
Weather / Track : Cloudy / Dry

Donington Park National
Circuit Length = 1.9790 miles
Start: 17:48 Flag 17:58 End: 18:00

BMCR - MRO Championships 2020 - Rnd 3 @ Donington Park National

RKB-BMCR F1 & F2 Sidecars

RACE 17 - SECTOR ANALYSIS



SECTOR 1 = FL to I1, SECTOR 2 = I1 to FL, DIFF = Difference To Personal Best Lap, P = Crossed Finish Line in Pit Lane, D = Time Disallowed

P13 136 F1		S EDWARDS / L EDWARDS		BMR Suzuki - ECONOMY HEATING SERVICES			
IDEAL LAP TIME : 1:21.735		BEST LAP TIME : 1:21.878		DIFFERENCE : 0.143			
LAP	SECTOR 1	SECTOR 2	LAP TIME	MPH	DIFF	TIME OF DAY	
1 -		29.318	1:29.237	79.83	7.359	17:50:18.254	
2 -	54.424	29.223	1:23.647	85.17	1.769	17:51:41.901	
3 -	53.146	28.815	1:21.961 (3)	86.92	0.083	17:53:03.862	
4 -	53.289	28.589	1:21.878 (1)	87.01		17:54:25.740	
5 -	53.362	28.594	1:21.956 (2)	86.93	0.078	17:55:47.696	
6 -	53.290	28.815	1:22.105	86.77	0.227	17:57:09.801	
7 -	53.627	28.671	1:22.298	86.57	0.420	17:58:32.099	
8 -	53.252	29.986	1:23.238	85.59	1.360	17:59:55.337	

P14 73 F2		GOODIER / STONE		LCR - Rowtec Ltd			
IDEAL LAP TIME : 1:20.446		BEST LAP TIME : 1:20.446		DIFFERENCE : 0.000			
LAP	SECTOR 1	SECTOR 2	LAP TIME	MPH	DIFF	TIME OF DAY	
1 -		30.036	1:32.090	77.36	11.644	17:50:21.107	
2 -	55.134	30.030	1:25.164	83.65	4.718	17:51:46.271	
3 -	53.518	28.939	1:22.457	86.40	2.011	17:53:08.728	
4 -	53.557	28.666	1:22.223	86.65	1.777	17:54:30.951	
5 -	52.786	28.944	1:21.730	87.17	1.284	17:55:52.681	
6 -	52.818	28.741	1:21.559 (3)	87.35	1.113	17:57:14.240	
7 -	52.438	28.529	1:20.967 (2)	87.99	0.521	17:58:35.207	
8 -	51.952	28.494	1:20.446 (1)	88.56		17:59:55.653	

P15 171 F1		WRIGHT / BAILEY		Yamaha - Stainless Steel Designs Ltd.			
IDEAL LAP TIME : 1:20.717		BEST LAP TIME : 1:20.717		DIFFERENCE : 0.000			
LAP	SECTOR 1	SECTOR 2	LAP TIME	MPH	DIFF	TIME OF DAY	
1 -		31.657	1:33.889	75.88	13.172	17:50:22.906	
2 -	53.830	30.976	1:24.806	84.01	4.089	17:51:47.712	
3 -	53.373	28.802	1:22.175	86.70	1.458	17:53:09.887	
4 -	53.961	29.308	1:23.269	85.56	2.552	17:54:33.156	
5 -	52.132	28.585	1:20.717 (1)	88.26		17:55:53.873	
6 -	52.133	29.064	1:21.197 (2)	87.74	0.480	17:57:15.070	
7 -	52.569	29.810	1:22.379	86.48	1.662	17:58:37.449	
8 -	52.640	28.849	1:21.489 (3)	87.43	0.772	17:59:58.938	

P16 44 F2		KING / SIGSWORTH		Lumley Ireson F2 - The Bell on the Common			
IDEAL LAP TIME : 1:20.609		BEST LAP TIME : 1:20.768		DIFFERENCE : 0.159			
LAP	SECTOR 1	SECTOR 2	LAP TIME	MPH	DIFF	TIME OF DAY	
1 -		31.335	1:34.000	75.79	13.232	17:50:23.017	
2 -	53.947	30.907	1:24.854	83.96	4.086	17:51:47.871	
3 -	53.587	28.953	1:22.540	86.31	1.772	17:53:10.411	
4 -	53.529	29.925	1:23.454	85.37	2.686	17:54:33.865	
5 -	52.300	28.737	1:21.037 (2)	87.91	0.269	17:55:54.902	
6 -	53.076	29.122	1:22.198 (3)	86.67	1.430	17:57:17.100	
7 -	51.872	28.896	1:20.768 (1)	88.21		17:58:37.868	
8 -	52.534	29.686	1:22.220	86.65	1.452	18:00:00.088	

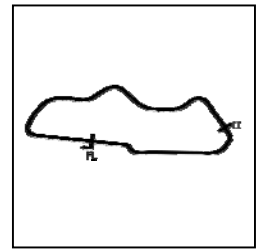
Weather / Track : Cloudy / Dry

Donington Park National
 Circuit Length = 1.9790 miles
 Start: 17:48 Flag 17:58 End: 18:00

BMCRC - MRO Championships 2020 - Rnd 3 @ Donington Park National

RKB-BMCRC F1 & F2 Sidecars

RACE 17 - SECTOR ANALYSIS



SECTOR 1 = FL to I1, SECTOR 2 = I1 to FL, DIFF = Difference To Personal Best Lap, P = Crossed Finish Line in Pit Lane, D = Time Disallowed

P17 39 F2		MOORE / SCHOFIELD		Ireson Honda - LBS Racing/Team Stannard		
IDEAL LAP TIME : 1:21.458		BEST LAP TIME : 1:21.458		DIFFERENCE : 0.000		
LAP	SECTOR 1	SECTOR 2	LAP TIME	MPH	DIFF	TIME OF DAY
1 -		30.329	1:31.866	77.55	10.408	17:50:20.883
2 -	55.143	29.846	1:24.989	83.83	3.531	17:51:45.872
3 -	54.289	29.086	1:23.375	85.45	1.917	17:53:09.247
4 -	53.640	29.317	1:22.957 (3)	85.88	1.499	17:54:32.204
5 -	52.595	28.957	1:21.552 (2)	87.36	0.094	17:55:53.756
6 -	54.347	29.377	1:23.724	85.09	2.266	17:57:17.480
7 -	52.568	28.890	1:21.458 (1)	87.46		17:58:38.938
8 -	53.625	35.634	1:29.259	79.81	7.801	18:00:08.197

P18 31 F2		MUNRO / GEDDES		Shelbourne Yamaha - Allbikes		
IDEAL LAP TIME : 1:23.582		BEST LAP TIME : 1:23.716		DIFFERENCE : 0.134		
LAP	SECTOR 1	SECTOR 2	LAP TIME	MPH	DIFF	TIME OF DAY
1 -		32.104	1:35.611	74.51	11.895	17:50:24.628
2 -	55.429	29.976	1:25.405	83.42	1.689	17:51:50.033
3 -	55.271	30.157	1:25.428	83.39	1.712	17:53:15.461
4 -	55.234	30.366	1:25.600	83.23	1.884	17:54:41.061
5 -	56.093	30.630	1:26.723	82.15	3.007	17:56:07.784
6 -	55.461	29.409	1:24.870 (2)	83.94	1.154	17:57:32.654
7 -	54.173	29.543	1:23.716 (1)	85.10		17:58:56.370
8 -	54.723	30.218	1:24.941 (3)	83.87	1.225	18:00:21.311

P19 45 F2		COSTELLO / STOKOE		LCR Kawasaki - FROG PROPERTY DEVELOPMENTS LTD		
IDEAL LAP TIME : 1:24.276		BEST LAP TIME : 1:24.320		DIFFERENCE : 0.044		
LAP	SECTOR 1	SECTOR 2	LAP TIME	MPH	DIFF	TIME OF DAY
1 -		31.332	1:34.470	75.41	10.150	17:50:23.487
2 -	55.994	29.963	1:25.957	82.88	1.637	17:51:49.444
3 -	55.564	29.988	1:25.552 (2)	83.27	1.232	17:53:14.996
4 -	55.350	30.476	1:25.826 (3)	83.01	1.506	17:54:40.822
5 -	56.059	30.726	1:26.785	82.09	2.465	17:56:07.607
6 -	56.313	30.220	1:26.533	82.33	2.213	17:57:34.140
7 -	54.313	30.007	1:24.320 (1)	84.49		17:58:58.460

P20 6 F2		BELLABY / GRISTWOOD		DDM Suzuki - Gristwood & Toms		
IDEAL LAP TIME : 1:25.178		BEST LAP TIME : 1:25.319		DIFFERENCE : 0.141		
LAP	SECTOR 1	SECTOR 2	LAP TIME	MPH	DIFF	TIME OF DAY
1 -		31.112	1:34.712	75.22	9.393	17:50:23.729
2 -	55.084	30.523	1:25.607 (3)	83.22	0.288	17:51:49.336
3 -	55.096	30.223	1:25.319 (1)	83.50		17:53:14.655
4 -	55.367	30.452	1:25.819	83.01	0.500	17:54:40.474
5 -	56.144	30.450	1:26.594	82.27	1.275	17:56:07.068
6 -	56.642	30.161	1:26.803	82.07	1.484	17:57:33.871
7 -	55.430	30.094	1:25.524 (2)	83.30	0.205	17:58:59.395

P21 29 F2		GRISTWOOD / CRACKNALL		Suzuki - Gristwood & Toms		
IDEAL LAP TIME : 1:23.864		BEST LAP TIME : 1:23.864		DIFFERENCE : 0.000		
LAP	SECTOR 1	SECTOR 2	LAP TIME	MPH	DIFF	TIME OF DAY
1 -		31.863	1:35.789	74.37	11.925	17:50:24.806
2 -	56.831	30.768	1:27.599	81.33	3.735	17:51:52.405
3 -	56.161	29.869	1:26.030	82.81	2.166	17:53:18.435
4 -	56.382	30.832	1:27.214	81.69	3.350	17:54:45.649
5 -	55.407	29.959	1:25.366 (3)	83.45	1.502	17:56:11.015
6 -	54.233	29.631	1:23.864 (1)	84.95		17:57:34.879
7 -	54.868	30.100	1:24.968 (2)	83.85	1.104	17:58:59.847

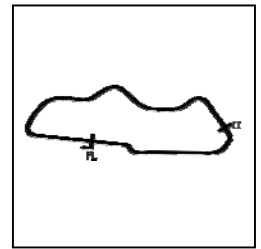
Weather / Track : Cloudy / Dry

Donington Park National
Circuit Length = 1.9790 miles
Start: 17:48 Flag 17:58 End: 18:00

BMCRC - MRO Championships 2020 - Rnd 3 @ Donington Park National

RKB-BMCRC F1 & F2 Sidecars

RACE 17 - SECTOR ANALYSIS



SECTOR 1 = FL to I1, SECTOR 2 = I1 to FL, DIFF = Difference To Personal Best Lap, P = Crossed Finish Line in Pit Lane, D = Time Disallowed

P22 412 F1		PETTIS / PETTIS		RSR KTM 1190 - Performance Technical		
IDEAL LAP TIME : 1:25.450		BEST LAP TIME : 1:25.932		DIFFERENCE : 0.482		
LAP	SECTOR 1	SECTOR 2	LAP TIME	MPH	DIFF	TIME OF DAY
1 -		31.043	1:36.097	74.13	10.165	17:50:25.114
2 -	55.998	30.362	1:26.360 (2)	82.49	0.428	17:51:51.474
3 -	56.445	29.487	1:25.932 (1)	82.91		17:53:17.406
4 -	56.632	32.264	1:28.896	80.14	2.964	17:54:46.302
5 -	58.358	30.534	1:28.892	80.14	2.960	17:56:15.194
6 -	58.177	29.452	1:27.629	81.30	1.697	17:57:42.823
7 -	57.310	30.098	1:27.408 (3)	81.51	1.476	17:59:10.231

P23 67 F1		JEFFREY / FIELD		Windle - MJP racing		
IDEAL LAP TIME : 1:26.079		BEST LAP TIME : 1:26.079		DIFFERENCE : 0.000		
LAP	SECTOR 1	SECTOR 2	LAP TIME	MPH	DIFF	TIME OF DAY
1 -		31.562	1:39.232	71.79	13.153	17:50:28.249
2 -	57.914	30.878	1:28.792	80.23	2.713	17:51:57.041
3 -	57.929	30.914	1:28.843	80.19	2.764	17:53:25.884
4 -	58.344	31.070	1:29.414	79.68	3.335	17:54:55.298
5 -	57.331	30.255	1:27.586 (2)	81.34	1.507	17:56:22.884
6 -	57.898	29.979	1:27.877 (3)	81.07	1.798	17:57:50.761
7 -	56.212	29.867	1:26.079 (1)	82.76		17:59:16.840

P24 167 F2		PETTMAN / ROBINSON		Windle Yamaha -		
IDEAL LAP TIME : 1:26.916		BEST LAP TIME : 1:27.200		DIFFERENCE : 0.284		
LAP	SECTOR 1	SECTOR 2	LAP TIME	MPH	DIFF	TIME OF DAY
1 -		31.664	1:38.458	72.36	11.258	17:50:27.475
2 -	57.436	31.461	1:28.897	80.14	1.697	17:51:56.372
3 -	57.379	32.673	1:30.052	79.11	2.852	17:53:26.424
4 -	56.964	31.306	1:28.270	80.71	1.070	17:54:54.694
5 -	56.691	31.189	1:27.880 (3)	81.07	0.680	17:56:22.574
6 -	56.177	31.368	1:27.545 (2)	81.38	0.345	17:57:50.119
7 -	55.727	31.473	1:27.200 (1)	81.70		17:59:17.319

P25 74 F1		JO RESTALL / JA RESTALL		RCN Yamaha -		
IDEAL LAP TIME : 1:27.910		BEST LAP TIME : 1:28.198		DIFFERENCE : 0.288		
LAP	SECTOR 1	SECTOR 2	LAP TIME	MPH	DIFF	TIME OF DAY
1 -		34.155	1:42.038	69.82	13.840	17:50:31.055
2 -	58.015	31.516	1:29.531	79.57	1.333	17:52:00.586
3 -	56.663	31.535	1:28.198 (1)	80.78		17:53:28.784
4 -	57.556	32.250	1:29.806	79.33	1.608	17:54:58.590
5 -	56.394	32.106	1:28.500 (2)	80.50	0.302	17:56:27.090
6 -	57.754	31.799	1:29.553	79.55	1.355	17:57:56.643
7 -	56.830	32.097	1:28.927 (3)	80.11	0.729	17:59:25.570

P26 50 F2		BROWNE / FITZPATRICK		Baker Suzuki - www.corries.com		
IDEAL LAP TIME : 1:32.741		BEST LAP TIME : 1:33.098		DIFFERENCE : 0.357		
LAP	SECTOR 1	SECTOR 2	LAP TIME	MPH	DIFF	TIME OF DAY
1 -		32.279	1:43.438	68.87	10.340	17:50:32.455
2 -	1:01.159	32.282	1:33.441	76.24	0.343	17:52:05.896
3 -	1:01.118	32.049	1:33.167 (2)	76.47	0.069	17:53:39.063
4 -	1:01.203	32.453	1:33.656	76.07	0.558	17:55:12.719
5 -	1:02.264	31.860	1:34.124	75.69	1.026	17:56:46.843
6 -	1:00.881	32.217	1:33.098 (1)	76.52		17:58:19.941
7 -	1:01.261	32.018	1:33.279 (3)	76.37	0.181	17:59:53.220

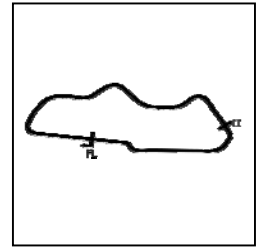
Weather / Track : Cloudy / Dry

Donington Park National
Circuit Length = 1.9790 miles
Start: 17:48 Flag 17:58 End: 18:00

BMCRC - MRO Championships 2020 - Rnd 3 @ Donington Park National

RKB-BMCRC F1 & F2 Sidecars

RACE 17 - SECTOR ANALYSIS



SECTOR 1 = FL to I1, SECTOR 2 = I1 to FL, DIFF = Difference To Personal Best Lap, P = Crossed Finish Line in Pit Lane, D = Time Disallowed

P27 22 F2		LITHGOW / KEMP		CES Shelbourne - Lithgow electrical services		
IDEAL LAP TIME : 1:34.943		BEST LAP TIME : 1:34.943		DIFFERENCE : 0.000		
LAP	SECTOR 1	SECTOR 2	LAP TIME	MPH	DIFF	TIME OF DAY
1 -		32.522	1:42.972	69.18	8.029	17:50:31.989
2 -	1:03.214	33.189	1:36.403 (2)	73.90	1.460	17:52:08.392
3 -	1:04.332	32.777	1:37.109 (3)	73.36	2.166	17:53:45.501
4 -	1:02.821	32.122	1:34.943 (1)	75.04		17:55:20.444
5 -	1:03.431	33.729	1:37.160	73.32	2.217	17:56:57.604
6 -	1:05.940	34.031	1:39.971	71.26	5.028	17:58:37.575
7 -	1:04.896	34.147	1:39.043	71.93	4.100	18:00:16.618

P28 964 F2		ANDERSON / LUPTON		Lumley - Lumley Engineering		
IDEAL LAP TIME : 1:23.754		BEST LAP TIME : 1:22.408		DIFFERENCE : -1.346		
LAP	SECTOR 1	SECTOR 2	LAP TIME	MPH	DIFF	TIME OF DAY
1 -		30.479	1:32.552	76.97	10.144	17:50:21.569
2 -			1:26.095 (2)	82.75	3.687	17:51:47.664
3 -			1:22.408 (1)	86.45		17:53:10.072
4 -	53.275	IN PIT	1:32.855 P	76.72	10.447	17:54:42.927

P29 15 F2		K MORGAN / S MORGAN		LCR Yamaha - All The Elements		
IDEAL LAP TIME : 1:26.988		BEST LAP TIME :		DIFFERENCE :		
LAP	SECTOR 1	SECTOR 2	LAP TIME	MPH	DIFF	TIME OF DAY
1 -		IN PIT	1:57.377 P	60.69		17:50:46.394
2 -	OUTLAP	30.666	2:42.608	43.81		17:53:29.002
3 -	56.322	IN PIT	1:37.870 P	72.79		17:55:06.872

Weather / Track : Cloudy / Dry

Donington Park National
 Circuit Length = 1.9790 miles
 Start: 17:48 Flag 17:58 End: 18:00

BMCRC - MRO Championships 2020 - Rnd 3 @ Donington Park National

RKB-BMCRC F1 & F2 Sidecars

RACE 17 - BEST SECTORS

SECTOR 1			SECTOR 2			IDEAL / BEST COMPARISON						
POS	NO	NAME	TIME	NO	NAME	TIME	POS	NO	NAME	IDEAL	BEST	DIFF
									PERFECT LAP	1:14.431		
1	3	HOLDEN / LOWTHER	47.852	93	HOLDEN / LAWRENCE	26.579	1	3	HOLDEN / LOWTHER	1:14.448	1:14.448	0.000
2	93	HOLDEN / LAWRENCE	48.617	3	HOLDEN / LOWTHER	26.596	2	93	HOLDEN / LAWRENCE	1:15.196	1:15.411	0.215
3	51	GILBERT / THOMAS	48.646	51	GILBERT / THOMAS	26.856	3	51	GILBERT / THOMAS	1:15.502	1:15.607	0.105
4	37	KNIGHT / HUGHES	50.326	37	KNIGHT / HUGHES	27.303	4	37	KNIGHT / HUGHES	1:17.629	1:17.711	0.082
5	36	SCHOFIELD / ROSTROM	51.015	36	SCHOFIELD / ROSTROM	27.600	5	36	SCHOFIELD / ROSTI	1:18.615	1:18.615	0.000
6	118	BICKNELL / ENSOR	51.076	13	DIX / PARKER	27.999	6	13	DIX / PARKER	1:19.181	1:19.452	0.271
7	13	DIX / PARKER	51.182	8	ILARIA / SIMS	28.152	7	118	BICKNELL / ENSOR	1:19.337	1:19.652	0.315
8	54	ALTON / BROTHERTON	51.447	54	ALTON / BROTHERTON	28.207	8	8	ILARIA / SIMS	1:19.650	1:19.873	0.223
9	8	ILARIA / SIMS	51.498	118	BICKNELL / ENSOR	28.261	9	54	ALTON / BROTHERT	1:19.654	1:20.468	0.814
10	44	KING / SIGSWORTH	51.872	17	THOMAS / JAMES	28.266	10	17	THOMAS / JAMES	1:20.295	1:20.295	0.000
11	73	GOODIER / STONE	51.952	128	HORTON / DODD	28.266	11	73	GOODIER / STONE	1:20.446	1:20.446	0.000
12	17	THOMAS / JAMES	52.029	158	EASTELL / LAWRENCE	28.438	12	44	KING / SIGSWORTH	1:20.609	1:20.768	0.159
13	171	WRIGHT / BAILEY	52.132	73	GOODIER / STONE	28.494	13	128	HORTON / DODD	1:20.702	1:20.784	0.082
14	128	HORTON / DODD	52.436	171	WRIGHT / BAILEY	28.585	14	171	WRIGHT / BAILEY	1:20.717	1:20.717	0.000
15	39	MOORE / SCHOFIELD	52.568	136	S EDWARDS / L EDWARDS	28.589	15	158	EASTELL / LAWRENE	1:21.331	1:21.331	0.000
16	158	EASTELL / LAWRENCE	52.893	44	KING / SIGSWORTH	28.737	16	39	MOORE / SCHOFIELI	1:21.458	1:21.458	0.000
17	136	S EDWARDS / L EDWARDS	53.146	39	MOORE / SCHOFIELD	28.890	17	136	S EDWARDS / L EDV	1:21.735	1:21.878	0.143
18	964	ANDERSON / LUPTON	53.275	31	MUNRO / GEDDES	29.409	18	31	MUNRO / GEDDES	1:23.582	1:23.716	0.134
19	31	MUNRO / GEDDES	54.173	412	PETTIS / PETTIS	29.452	19	964	ANDERSON / LUPTO	1:23.754	1:22.408	-1.346
20	29	GRISTWOOD / CRACKNALL	54.233	29	GRISTWOOD / CRACKNALL	29.631	20	29	GRISTWOOD / CRAC	1:23.864	1:23.864	0.000
21	45	COSTELLO / STOKOE	54.313	67	JEFFREY / FIELD	29.867	21	45	COSTELLO / STOKO	1:24.276	1:24.320	0.044
22	6	BELLABY / GRISTWOOD	55.084	45	COSTELLO / STOKOE	29.963	22	6	BELLABY / GRISTWC	1:25.178	1:25.319	0.141
23	167	PETTMAN / ROBINSON	55.727	6	BELLABY / GRISTWOOD	30.094	23	412	PETTIS / PETTIS	1:25.450	1:25.932	0.482
24	412	PETTIS / PETTIS	55.998	964	ANDERSON / LUPTON	30.479	24	67	JEFFREY / FIELD	1:26.079	1:26.079	0.000
25	67	JEFFREY / FIELD	56.212	15	K MORGAN / S MORGAN	30.666	25	167	PETTMAN / ROBINSC	1:26.916	1:27.200	0.284
26	15	K MORGAN / S MORGAN	56.322	167	PETTMAN / ROBINSON	31.189	26	15	K MORGAN / S MORI	1:26.988		
27	74	JO RESTALL / JA RESTALL	56.394	74	JO RESTALL / JA RESTALL	31.516	27	74	JO RESTALL / JA RE	1:27.910	1:28.198	0.288
28	50	BROWNE / FITZPATRICK	1:00.881	50	BROWNE / FITZPATRICK	31.860	28	50	BROWNE / FITZPATF	1:32.741	1:33.098	0.357
29	22	LITHGOW / KEMP	1:02.821	22	LITHGOW / KEMP	32.122	29	22	LITHGOW / KEMP	1:34.943	1:34.943	0.000

Weather / Track : Cloudy / Dry

Donington Park National
Circuit Length = 1.9790 miles
Start: 17:48 Flag 17:58 End: 18:00

Results can be found at www.tsl-timing.com

Printed - 18:02 Saturday, 05 September 2020

BMCRC - MRO Championships 2020 - Rnd 3 @ Donington Park National

RKB-BMCRC F1 & F2 Sidecars

RACE 17 - STATISTICS

Competitors Started	29
Planned Start	2020-09-05 @ 17:20:00.000
Actual Start	2020-09-05 @ 17:48:49.016
Finish Time	2020-09-05 @ 17:58:58.459
Track Length	1.9790mi.
Total Laps	214
Total Distance Covered	423.5203mi.

Session Fastest Lap History

NO	CL	NAME	LAP TIME	TIME OF DAY	LAP	VEHICLE
93	F1	HOLDEN / LAWRENCE	1:16.877	17:51:26.429	2	LCR Suzuki
93	F1	HOLDEN / LAWRENCE	1:16.258	17:52:42.686	3	LCR Suzuki
3	F1	HOLDEN / LOWTHER	1:15.493	17:52:42.907	3	LCR
3	F1	HOLDEN / LOWTHER	1:15.070	17:53:57.977	4	LCR
3	F1	HOLDEN / LOWTHER	1:14.448	17:56:27.666	6	LCR

Session Leader History

NO	CL	NAME	FROM LAP	LAPS LED	DISTANCE	VEHICLE
93	F1	HOLDEN / LAWRENCE	1	3	5.89 miles	LCR Suzuki
3	F1	HOLDEN / LOWTHER	4	5	9.89 miles	LCR

Flag History

TYPE	TIME OF DAY
GREEN	17:48:49.016
FINISH	17:58:58.459

Flag Statistics

TYPE	COUNT	TOTAL LAPS	TOTAL TIME
Green	1	8	12:00.487
Red	0	0	0.000
Safety Car	0	0	0.000
FCY	0	0	0.000

Weather / Track : Cloudy / Dry

BMCRC - MRO Championships 2020 - Rnd 3 @ Donington Park National

RKB-BMCRC F1 & F2 Sidecars

RACE 17 - STATISTICS

CLASS : F1

12 Starters

Fastest Lap History

NO	NAME	LAP TIME	TIME OF DAY	LAP	VEHICLE
93	HOLDEN / LAWRENCE	1:16.877	17:51:26.429	2	LCR Suzuki
93	HOLDEN / LAWRENCE	1:16.258	17:52:42.686	3	LCR Suzuki
3	HOLDEN / LOWTHER	1:15.493	17:52:42.907	3	LCR
3	HOLDEN / LOWTHER	1:15.070	17:53:57.977	4	LCR
3	HOLDEN / LOWTHER	1:14.448	17:56:27.666	6	LCR

Leader History

NO	NAME	FROM LAP	LAPS LED	DISTANCE	VEHICLE
93	HOLDEN / LAWRENCE	1	3	5.89 miles	LCR Suzuki
3	HOLDEN / LOWTHER	4	5	9.89 miles	LCR

Weather / Track : Cloudy / Dry

Results can be found at www.tsl-timing.com

Page 2 of 3

Donington Park National
Circuit Length = 1.9790 miles
Start: 17:48 Flag 17:58 End: 18:00

Printed - 18:02 Saturday, 05 September 2020

BMCRC - MRO Championships 2020 - Rnd 3 @ Donington Park National

RKB-BMCRC F1 & F2 Sidecars

RACE 17 - STATISTICS

CLASS : F2

17 Starters

Fastest Lap History

NO	NAME	LAP TIME	TIME OF DAY	LAP	VEHICLE
37	KNIGHT / HUGHES	1:18.232	17:51:29.692	2	LCR Kawasaki
37	KNIGHT / HUGHES	1:17.711	17:52:47.402	3	LCR Kawasaki

Leader History

NO	NAME	FROM LAP	LAPS LED	DISTANCE	VEHICLE
37	KNIGHT / HUGHES	1	8	15.79 miles	LCR Kawasaki

BMCRC - MRO Championships 2020 - Rnd 3 @ Donington Park National

RKB-BMCRC F1 & F2 Sidecars

RACE 7 - GRID (10 Laps)



ROW 17	34		33	27	KIRBY / GRAVES	
ROW 16	32	41	RILEY / QUINLAN	31	121	LAWRENCE / HUGHES
ROW 15	30	26	ATKINSON / MIDDLETON	29	15	K MORGAN / S MORGAN
ROW 14	28	22	1:34.943 LITHGOW / KEMP	27	50	1:33.098 BROWNE / FITZPATRICK
ROW 13	26	74	1:28.198 JO RESTALL / JA RESTALL	25	167	1:27.200 PETTMAN / ROBINSON
ROW 12	24	67	1:26.079 JEFFREY / FIELD	23	412	1:25.932 PETTIS / PETTIS
ROW 11	22	6	1:25.319 BELLABY / GRISTWOOD	21	45	1:24.320 COSTELLO / STOKOE
ROW 10	20	29	1:23.864 GRISTWOOD / CRACKNALL	19	31	1:23.716 MUNRO / GEDDES
ROW 9	18	964	1:22.408 ANDERSON / LUPTON	17	136	1:21.878 S EDWARDS / L EDWARDS
ROW 8	16	39	1:21.458 MOORE / SCHOFIELD	15	158	1:21.331 EASTELL / LAWRENCE
ROW 7	14	128	1:20.784 HORTON / DODD	13	44	1:20.768 KING / SIGSWORTH
ROW 6	12	171	1:20.717 WRIGHT / BAILEY	11	54	1:20.468 ALTON / BROTHERTON
ROW 5	10	73	1:20.446 GOODIER / STONE	9	17	1:20.295 THOMAS / JAMES
ROW 4	8	8	1:19.873 ILARIA / SIMS	7	118	1:19.652 BICKNELL/ ENSOR
ROW 3	6	13	1:19.452 DIX / PARKER	5	36	1:18.615 SCHOFIELD / ROSTROM
ROW 2	4	37	1:17.711 KNIGHT / HUGHES	3	51	1:15.607 GILBERT / THOMAS
ROW 1	2	93	1:15.411 HOLDEN / LAWRENCE	1	3	1:14.448 HOLDEN / LOWTHER

Pole

Donington Park National
Circuit Length = 1.9790 miles

These results are provisional until the conclusion of any judicial and technical matters.

Clerk Of Course :	Steward :	Timekeeper :
-------------------	-----------	--------------

Results can be found at www.tsl-timing.com

Printed - 18:04 Saturday, 05 September 2020



BMCRC - MRO Championships 2020 - Rnd 3 @ Donington Park National

RKB-BMCRC F1 & F2 Sidecars

RACE 7 - CLASSIFICATION



POS	NO	CL	PIC NAME	ENTRY	LAPS	TIME	GAP	DIFF	MPH	BEST	ON
1	93	F1	1 HOLDEN / LAWRENCE	LCR Suzuki - Holden racing	8	10:10.310			93.16	1:15.068	5
2	51	F1	2 GILBERT / THOMAS	Adolf RS1 Yamaha - Borough bridge auto services	8	10:17.681	7.371	7.371	92.05	1:15.771	7
3	37	F2	1 KNIGHT / HUGHES	LCR Kawasaki -	8	10:21.801	11.491	4.120	91.44	1:16.143	2
4	36	F2	2 SCHOFIELD / ROSTROM	DDM - SRT Motorcycles	8	10:32.451	22.141	10.650	89.90	1:18.126	8
5	8	F2	3 ILARIA / SIMS	- Powerhouse	8	10:32.931	22.621	0.480	89.83	1:16.947	6
6	13	F2	4 DIX / PARKER	Baker Honda - APACHE DEVELOPEMENTS	8	10:39.934	29.624	7.003	88.85	1:18.421	4
7	118	F1	3 BICKNELL/ ENSOR	LCR Kawasaki -	8	10:47.613	37.303	7.679	87.80	1:19.315	8
8	54	F2	5 ALTON / BROTHERTON	LCR -	8	10:57.660	47.350	10.047	86.45	1:20.486	3
9	73	F2	6 GOODIER / STONE	LCR - Rowtec ltd	8	10:58.671	48.361	1.011	86.32	1:20.259	4
10	171	F1	4 WRIGHT / BAILEY	Yamaha - Stainless Steel Designs Ltd.	8	11:03.688	53.378	5.017	85.67	1:19.961	3
11	15	F2	7 K MORGAN / S MORGAN	LCR Yamaha - All The Elements	8	11:03.830	53.520	0.142	85.65	1:19.984	4
12	39	F2	8 MOORE / SCHOFIELD	Ireson Honda - LBS Racing/Team Stannard	8	11:05.898	55.588	2.068	85.38	1:20.940	8
13	44	F2	9 KING / SIGSWORTH	Lumley Ireson F2 - The Bell on the Common	8	11:08.191	57.881	2.293	85.09	1:21.814	3
14	31	F2	10 MUNRO / GEDDES	Shelbourne Yamaha - Allbikes	8	11:14.823	1:04.513	6.632	84.26	1:22.497	5
15	45	F2	11 COSTELLO / STOKOE	LCR Kawasaki - FROG PROPERTY DEVELOPEMENT	8	11:19.785	1:09.475	4.962	83.64	1:23.658	7
16	29	F2	12 GRISTWOOD / CRACKNALL	Suzuki - Gristwood&Toms	8	11:21.916	1:11.606	2.131	83.38	1:23.440	8
17	6	F2	13 BELLABY / GRISTWOOD	DDM Suzuki - Gristwood & Toms	8	11:22.377	1:12.067	0.461	83.32	1:23.619	5
18	412	F1	5 PETTIS / PETTIS	RSR KTM 1190 - Performance Technical	8	11:23.960	1:13.650	1.583	83.13	1:22.844	8
19	136	F1	6 S EDWARDS / L EDWARDS	BMR Suzuki - ECONOMY HEATING SERVICES	8	11:43.864	1:33.554	19.904	80.78	1:21.882	5
20	74	F1	7 JO RESTALL / JA RESTALL	RCN Yamaha -	7	10:20.935	1 Lap	1 Lap	80.09	1:26.132	4
21	167	F2	14 PETTMAN / ROBINSON	Windle Yamaha -	7	10:21.929	1 Lap	0.994	79.97	1:26.850	6
22	67	F1	8 JEFFREY / FIELD	Windle - MJP racing	7	10:24.500	1 Lap	2.571	79.64	1:27.465	5
23	50	F2	15 BROWNE / FITZPATRICK	Baker Suzuki - www.corries.com	7	11:00.334	1 Lap	35.834	75.31	1:31.955	6

NOT CLASSIFIED

DNF	3	F1	HOLDEN / LOWTHER	LCR -	6	7:36.484	2 Laps	1 Lap	93.34	1:14.184	3
DNF	17	F1	THOMAS / JAMES	Ireson Suzuki - Team Walters & Thomas Sidecar R	6	8:23.598	2 Laps	47.114	84.61	1:20.855	3
DNF	158	F1	EASTELL / LAWERENCE	-	5	6:50.910	3 Laps	1 Lap	86.36	1:20.284	4
DNF	41	F2	RILEY / SOILLEUX	MR Equipe - Finecut Developments	5	8:00.697	3 Laps	1:09.787	73.82	1:32.328	4
DNF	964	F2	ANDERSON / LUPTON	Lumley - Lumley Engineering	2	3:03.380	6 Laps	3 Laps	76.95		
DNF	128	F1	HORTON / DODD	Wintec Suzuki - Wintec Racing	0						

FASTEST LAP

3	F1	HOLDEN / LOWTHER	LCR -	3	1:14.184	96.04 mph	154.56 kph
37	F2	KNIGHT / HUGHES	LCR Kawasaki -	2	1:16.143	93.56 mph	150.58 kph

Class F1 - 92.5% of Race Speed = 86.17 mph

Class F2 - 92.5% of Race Speed = 84.58 mph

Donington Park National
Circuit Length = 1.9790 miles
Start: 11:53 Flag 12:03 End: 12:05

Weather / Track : Cloudy / Dry

These results are provisional until the conclusion of any judicial and technical matters.

Clerk Of Course :	Steward :	Timekeeper :
-------------------	-----------	--------------

Results can be found at www.tsl-timing.com

Printed - 12:05 Sunday, 06 September 2020



BMCRC - MRO Championships 2020 - Rnd 3 @ Donington Park National

RKB-BMCRC F1 & F2 Sidecars

RACE 7 - LAP CHART

LAP 1 @ 11:54:41.441		
NO	BEHIND	LAP TIME

3		1:19.342
93	0.370	1:19.712
37	1.986	1:21.328
51	2.814	1:22.156
36	3.917	1:23.259
13	4.581	1:23.923
17	4.935	1:24.277
8	5.623	1:24.965
118	7.628	1:26.970
54	7.983	1:27.325
158	8.211	1:27.553
73	8.834	1:28.176
44	9.933	1:29.275
39	10.536	1:29.878
29	11.139	1:30.481
45	11.431	1:30.773
171	11.519	1:30.861
15	12.673	1:32.015
964	12.798	1:32.140
31	13.891	1:33.233
6	13.920	1:33.262
412	14.492	1:33.834
136	14.717	1:34.059
67	16.559	1:35.901
167	17.125	1:36.467
74	17.466	1:36.808
50	24.190	1:43.532
41	24.280	1:43.622

LAP 2 @ 11:55:56.004		
NO	BEHIND	LAP TIME

3		1:14.563
93	1.497	1:15.690
37	3.566	1:16.143
51	4.478	1:16.227
36	7.898	1:18.544
13	9.650	1:19.632
8	10.058	1:18.998
17	11.386	1:21.014
54	14.177	1:20.757
118	14.374	1:21.309
158	14.723	1:21.075
73	15.279	1:21.008
44	17.485	1:22.115
171	19.429	1:22.473
39	19.456	1:23.483
15	21.046	1:22.936
45	21.260	1:24.392
29	21.759	1:25.183
31	23.181	1:23.853
6	23.708	1:24.351
136	24.406	1:24.252
412	26.157	1:26.228
964	29.475	1:31.240 P
67	30.217	1:28.221
74	30.934	1:28.031
167	31.273	1:28.711
50	43.039	1:33.412
41	43.315	1:33.598

LAP 3 @ 11:57:10.188		
NO	BEHIND	LAP TIME

3		1:14.184
93	2.543	1:15.230
37	6.564	1:17.182
51	6.730	1:16.436
36	12.053	1:18.339
13	14.156	1:18.690
8	14.587	1:18.713
17	18.057	1:20.855
54	20.479	1:20.486
118	20.595	1:20.405
158	21.007	1:20.468
73	22.824	1:21.729
44	25.115	1:21.814
171	25.206	1:19.961
15	27.184	1:20.322
39	27.693	1:22.421
45	30.833	1:23.757
31	31.576	1:22.579
29	32.053	1:24.478
6	33.334	1:23.810
136	33.350	1:23.128
412	36.941	1:24.968
74	44.014	1:27.264
67	45.210	1:29.177
167	45.340	1:28.251
50	1:01.201	1:32.346
41	1:01.747	1:32.616

LAP 4 @ 11:58:24.546		
NO	BEHIND	LAP TIME

3		1:14.358
93	3.764	1:15.579
51	9.075	1:16.703
37	9.336	1:17.130
36	16.318	1:18.623
13	18.219	1:18.421
8	18.578	1:18.349
17	25.641	1:21.942
118	25.997	1:19.760
54	26.675	1:20.554
158	26.933	1:20.284
73	28.725	1:20.259
171	32.228	1:21.380
44	32.702	1:21.945
15	32.810	1:19.984
39	35.580	1:22.245
31	39.834	1:22.616
45	40.668	1:24.193
136	41.445	1:22.453
29	42.436	1:24.741
6	43.055	1:24.079
412	47.029	1:24.446
74	55.788	1:26.132
167	57.948	1:26.966
67	58.517	1:27.665

LAP 5 @ 11:59:39.547		
NO	BEHIND	LAP TIME

3		1:15.001
93	3.831	1:15.068
41	1 Lap	1:32.328

50	1 Lap	1:33.504
51	10.995	1:16.921
37	11.234	1:16.899
36	19.467	1:18.150
13	21.744	1:18.526
8	21.848	1:18.271
118	30.999	1:20.003
158	33.462	1:21.530
73	35.012	1:21.288
54	35.623	1:23.949
17	35.959	1:25.319
171	38.747	1:21.520
15	38.883	1:21.074
44	40.321	1:22.620
39	42.249	1:21.670
31	47.330	1:22.497
136	48.326	1:21.882
45	49.565	1:23.898
6	51.673	1:23.619
29	52.339	1:24.904
412	56.210	1:24.182
74	1:07.357	1:26.570
167	1:09.847	1:26.900
67	1:10.981	1:27.465

LAP 6 @ 12:00:58.534		
NO	BEHIND	LAP TIME

93		1:15.156
3	0.049	1:19.036 P
51	8.602	1:16.594
37	10.692	1:18.445
36	19.118	1:18.638
50	1 Lap	1:33.038
8	19.808	1:16.947
13	22.045	1:19.288
41	1 Lap	1:38.533
118	32.112	1:20.100
73	38.068	1:22.043
54	38.628	1:21.992
171	44.114	1:24.354
15	44.531	1:24.635
44	45.522	1:24.188
39	45.740	1:22.478
17	47.163	1:30.191 P
31	51.260	1:22.917
136	52.109	1:22.770
45	54.717	1:24.139
6	56.930	1:24.244
29	57.471	1:24.119
412	1:01.289	1:24.066
74	1:16.344	1:27.974

LAP 7 @ 12:02:15.544		
NO	BEHIND	LAP TIME

93		1:17.010
167	1 Lap	1:26.850
67	1 Lap	1:28.441
51	7.363	1:15.771
37	10.561	1:16.879
8	20.534	1:17.736
36	20.880	1:18.772
13	25.572	1:20.537
50	1 Lap	1:31.955
118	34.853	1:19.751

54	42.979	1:21.361
73	43.194	1:22.136
171	49.123	1:22.019
15	49.997	1:22.476
39	51.513	1:22.783
44	51.904	1:23.392
31	57.927	1:23.677
45	1:01.365	1:23.658
6	1:04.617	1:24.697
29	1:05.031	1:24.570
412	1:07.671	1:23.392
136	1:11.408	1:36.309

LAP 8 @ 12:03:32.409		
NO	BEHIND	LAP TIME

93		1:16.865
51	7.371	1:16.873
74	1 Lap	1:28.156
37	11.491	1:17.795
167	1 Lap	1:27.784
67	1 Lap	1:27.630
36	22.141	1:18.126
8	22.621	1:18.952
13	29.624	1:20.917
118	37.303	1:19.315
54	47.350	1:21.236
73	48.361	1:22.032
50	1 Lap	1:32.547
171	53.378	1:21.120
15	53.520	1:20.388
39	55.588	1:20.940
44	57.881	1:22.842
31	1:04.513	1:23.451
45	1:09.475	1:24.975
29	1:11.606	1:23.440
6	1:12.067	1:24.315
412	1:13.650	1:22.844
136	1:33.554	1:39.011

Weather / Track : Cloudy / Dry

Results can be found at www.tsl-timing.com

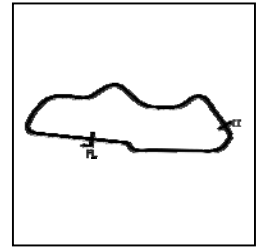
Donington Park National
Circuit Length = 1.9790 miles
Start: 11:53 Flag 12:03 End: 12:05

Printed - 12:05 Sunday, 06 September 2020

BMCRC - MRO Championships 2020 - Rnd 3 @ Donington Park National

RKB-BMCRC F1 & F2 Sidecars

RACE 7 - SECTOR ANALYSIS



SECTOR 1 = FL to I1, SECTOR 2 = I1 to FL, DIFF = Difference To Personal Best Lap, P = Crossed Finish Line in Pit Lane, D = Time Disallowed

P1 93 F1 HOLDEN / LAWRENCE		LCR Suzuki - Holden racing				
IDEAL LAP TIME : 1:14.971		BEST LAP TIME : 1:15.068		DIFFERENCE : 0.097		
LAP	SECTOR 1	SECTOR 2	LAP TIME	MPH	DIFF	TIME OF DAY
1 -		26.975	1:19.712	89.37	4.644	11:54:41.811
2 -	48.410	27.280	1:15.690	94.12	0.622	11:55:57.501
3 -	48.254	26.976	1:15.230 (3)	94.70	0.162	11:57:12.731
4 -	48.609	26.970	1:15.579	94.26	0.511	11:58:28.310
5 -	48.351	26.717	1:15.068 (1)	94.90		11:59:43.378
6 -	48.275	26.881	1:15.156 (2)	94.79	0.088	12:00:58.534
7 -	49.074	27.936	1:17.010	92.51	1.942	12:02:15.544
8 -	48.790	28.075	1:16.865	92.69	1.797	12:03:32.409

P2 51 F1 GILBERT / THOMAS		Adolf RS1 Yamaha - Borough bridge auto services				
IDEAL LAP TIME : 1:15.687		BEST LAP TIME : 1:15.771		DIFFERENCE : 0.084		
LAP	SECTOR 1	SECTOR 2	LAP TIME	MPH	DIFF	TIME OF DAY
1 -		27.464	1:22.156	86.72	6.385	11:54:44.255
2 -	48.830	27.397	1:16.227 (2)	93.46	0.456	11:56:00.482
3 -	48.877	27.559	1:16.436 (3)	93.21	0.665	11:57:16.918
4 -	49.273	27.430	1:16.703	92.88	0.932	11:58:33.621
5 -	48.862	28.059	1:16.921	92.62	1.150	11:59:50.542
6 -	49.487	27.107	1:16.594	93.01	0.823	12:01:07.136
7 -	48.580	27.191	1:15.771 (1)	94.02		12:02:22.907
8 -	49.050	27.823	1:16.873	92.68	1.102	12:03:39.780

P3 37 F2 KNIGHT / HUGHES		LCR Kawasaki -				
IDEAL LAP TIME : 1:16.143		BEST LAP TIME : 1:16.143		DIFFERENCE : 0.000		
LAP	SECTOR 1	SECTOR 2	LAP TIME	MPH	DIFF	TIME OF DAY
1 -		26.950	1:21.328	87.60	5.185	11:54:43.427
2 -	49.456	26.687	1:16.143 (1)	93.56		11:55:59.570
3 -	49.530	27.652	1:17.182	92.30	1.039	11:57:16.752
4 -	49.917	27.213	1:17.130	92.37	0.987	11:58:33.882
5 -	49.811	27.088	1:16.899 (3)	92.64	0.756	11:59:50.781
6 -	51.510	26.935	1:18.445	90.82	2.302	12:01:09.226
7 -	49.801	27.078	1:16.879 (2)	92.67	0.736	12:02:26.105
8 -	50.184	27.611	1:17.795	91.58	1.652	12:03:43.900

P4 36 F2 SCHOFIELD / ROSTROM		DDM - SRT Motorcycles				
IDEAL LAP TIME : 1:17.917		BEST LAP TIME : 1:18.126		DIFFERENCE : 0.209		
LAP	SECTOR 1	SECTOR 2	LAP TIME	MPH	DIFF	TIME OF DAY
1 -		27.893	1:23.259	85.57	5.133	11:54:45.358
2 -	50.586	27.958	1:18.544	90.70	0.418	11:56:03.902
3 -	50.627	27.712	1:18.339 (3)	90.94	0.213	11:57:22.241
4 -	50.729	27.894	1:18.623	90.61	0.497	11:58:40.864
5 -	50.441	27.709	1:18.150 (2)	91.16	0.024	11:59:59.014
6 -	50.357	28.281	1:18.638	90.60	0.512	12:01:17.652
7 -	51.212	27.560	1:18.772	90.44	0.646	12:02:36.424
8 -	50.443	27.683	1:18.126 (1)	91.19		12:03:54.550

Weather / Track : Cloudy / Dry

Donington Park National
Circuit Length = 1.9790 miles
Start: 11:53 Flag 12:03 End: 12:05

BMCRRC - MRO Championships 2020 - Rnd 3 @ Donington Park National

RKB-BMCRRC F1 & F2 Sidecars

RACE 7 - SECTOR ANALYSIS



SECTOR 1 = FL to I1, SECTOR 2 = I1 to FL, DIFF = Difference To Personal Best Lap, P = Crossed Finish Line in Pit Lane, D = Time Disallowed

P5		8 F2		ILARIA / SIMS		- Powerhouse	
IDEAL LAP TIME : 1:16.947		BEST LAP TIME : 1:16.947		DIFFERENCE : 0.000			
LAP	SECTOR 1	SECTOR 2	LAP TIME	MPH	DIFF	TIME OF DAY	
1 -		28.249	1:24.965	83.85	8.018	11:54:47.064	
2 -	50.876	28.122	1:18.998	90.18	2.051	11:56:06.062	
3 -	50.884	27.829	1:18.713	90.51	1.766	11:57:24.775	
4 -	50.526	27.823	1:18.349	90.93	1.402	11:58:43.124	
5 -	50.541	27.730	1:18.271 (3)	91.02	1.324	12:00:01.395	
6 -	49.258	27.689	1:16.947 (1)	92.59		12:01:18.342	
7 -	49.963	27.773	1:17.736 (2)	91.65	0.789	12:02:36.078	
8 -	51.220	27.732	1:18.952	90.24	2.005	12:03:55.030	

P6		13 F2		DIX / PARKER		Baker Honda - APACHE DEVELOPEMENTS	
IDEAL LAP TIME : 1:18.318		BEST LAP TIME : 1:18.421		DIFFERENCE : 0.103			
LAP	SECTOR 1	SECTOR 2	LAP TIME	MPH	DIFF	TIME OF DAY	
1 -		28.120	1:23.923	84.89	5.502	11:54:46.022	
2 -	51.446	28.186	1:19.632	89.46	1.211	11:56:05.654	
3 -	50.857	27.833	1:18.690 (3)	90.54	0.269	11:57:24.344	
4 -	50.485	27.936	1:18.421 (1)	90.85		11:58:42.765	
5 -	50.679	27.847	1:18.526 (2)	90.72	0.105	12:00:01.291	
6 -	51.399	27.889	1:19.288	89.85	0.867	12:01:20.579	
7 -	51.898	28.639	1:20.537	88.46	2.116	12:02:41.116	
8 -	51.919	28.998	1:20.917	88.04	2.496	12:04:02.033	

P7		118 F1		BICKNELL/ ENSOR		LCR Kawasaki -	
IDEAL LAP TIME : 1:19.174		BEST LAP TIME : 1:19.315		DIFFERENCE : 0.141			
LAP	SECTOR 1	SECTOR 2	LAP TIME	MPH	DIFF	TIME OF DAY	
1 -		29.123	1:26.970	81.92	7.655	11:54:49.069	
2 -	51.578	29.731	1:21.309	87.62	1.994	11:56:10.378	
3 -	52.158	28.247	1:20.405	88.60	1.090	11:57:30.783	
4 -	51.137	28.623	1:19.760 (3)	89.32	0.445	11:58:50.543	
5 -	51.044	28.959	1:20.003	89.05	0.688	12:00:10.546	
6 -	51.648	28.452	1:20.100	88.94	0.785	12:01:30.646	
7 -	51.128	28.623	1:19.751 (2)	89.33	0.436	12:02:50.397	
8 -	50.927	28.388	1:19.315 (1)	89.82		12:04:09.712	

P8		54 F2		ALTON / BROTHERTON		LCR -	
IDEAL LAP TIME : 1:19.910		BEST LAP TIME : 1:20.486		DIFFERENCE : 0.576			
LAP	SECTOR 1	SECTOR 2	LAP TIME	MPH	DIFF	TIME OF DAY	
1 -		29.116	1:27.325	81.58	6.839	11:54:49.424	
2 -	51.693	29.064	1:20.757 (3)	88.22	0.271	11:56:10.181	
3 -	52.090	28.396	1:20.486 (1)	88.52		11:57:30.667	
4 -	52.337	28.217	1:20.554 (2)	88.44	0.068	11:58:51.221	
5 -	52.696	31.253	1:23.949	84.86	3.463	12:00:15.170	
6 -	53.002	28.990	1:21.992	86.89	1.506	12:01:37.162	
7 -	52.857	28.504	1:21.361	87.56	0.875	12:02:58.523	
8 -	52.626	28.610	1:21.236	87.70	0.750	12:04:19.759	

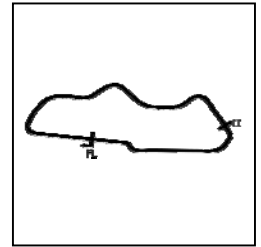
Weather / Track : Cloudy / Dry

Donington Park National
Circuit Length = 1.9790 miles
Start: 11:53 Flag 12:03 End: 12:05

BMCRRC - MRO Championships 2020 - Rnd 3 @ Donington Park National

RKB-BMCRRC F1 & F2 Sidecars

RACE 7 - SECTOR ANALYSIS



SECTOR 1 = FL to I1, SECTOR 2 = I1 to FL, DIFF = Difference To Personal Best Lap, P = Crossed Finish Line in Pit Lane, D = Time Disallowed

P9	73 F2	GOODIER / STONE	LCR - Rowtec Ltd			
IDEAL LAP TIME : 1:20.140		BEST LAP TIME : 1:20.259		DIFFERENCE : 0.119		

LAP	SECTOR 1	SECTOR 2	LAP TIME	MPH	DIFF	TIME OF DAY
1 -		29.292	1:28.176	80.80	7.917	11:54:50.275
2 -	52.290	28.718	1:21.008 (2)	87.94	0.749	11:56:11.283
3 -	53.451	28.278	1:21.729	87.17	1.470	11:57:33.012
4 -	52.092	28.167	1:20.259 (1)	88.77		11:58:53.271
5 -	51.973	29.315	1:21.288 (3)	87.64	1.029	12:00:14.559
6 -	53.254	28.789	1:22.043	86.84	1.784	12:01:36.602
7 -	52.767	29.369	1:22.136	86.74	1.877	12:02:58.738
8 -	52.463	29.569	1:22.032	86.85	1.773	12:04:20.770

P10	171 F1	WRIGHT / BAILEY	Yamaha - Stainless Steel Designs Ltd.			
IDEAL LAP TIME : 1:19.961		BEST LAP TIME : 1:19.961		DIFFERENCE : 0.000		

LAP	SECTOR 1	SECTOR 2	LAP TIME	MPH	DIFF	TIME OF DAY
1 -		29.530	1:30.861	78.41	10.900	11:54:52.960
2 -	52.813	29.660	1:22.473	86.38	2.512	11:56:15.433
3 -	51.597	28.364	1:19.961 (1)	89.10		11:57:35.394
4 -	52.329	29.051	1:21.380 (3)	87.54	1.419	11:58:56.774
5 -	52.264	29.256	1:21.520	87.39	1.559	12:00:18.294
6 -	54.847	29.507	1:24.354	84.46	4.393	12:01:42.648
7 -	52.567	29.452	1:22.019	86.86	2.058	12:03:04.667
8 -	52.354	28.766	1:21.120 (2)	87.82	1.159	12:04:25.787

P11	15 F2	K MORGAN / S MORGAN	LCR Yamaha - All The Elements			
IDEAL LAP TIME : 1:19.984		BEST LAP TIME : 1:19.984		DIFFERENCE : 0.000		

LAP	SECTOR 1	SECTOR 2	LAP TIME	MPH	DIFF	TIME OF DAY
1 -		29.783	1:32.015	77.42	12.031	11:54:54.114
2 -	53.104	29.832	1:22.936	85.90	2.952	11:56:17.050
3 -	51.728	28.594	1:20.322 (2)	88.70	0.338	11:57:37.372
4 -	51.531	28.453	1:19.984 (1)	89.07		11:58:57.356
5 -	52.045	29.029	1:21.074	87.87	1.090	12:00:18.430
6 -	54.529	30.106	1:24.635	84.18	4.651	12:01:43.065
7 -	53.128	29.348	1:22.476	86.38	2.492	12:03:05.541
8 -	51.828	28.560	1:20.388 (3)	88.62	0.404	12:04:25.929

P12	39 F2	MOORE / SCHOFIELD	Ireson Honda - LBS Racing/Team Stannard			
IDEAL LAP TIME : 1:20.940		BEST LAP TIME : 1:20.940		DIFFERENCE : 0.000		

LAP	SECTOR 1	SECTOR 2	LAP TIME	MPH	DIFF	TIME OF DAY
1 -		29.384	1:29.878	79.27	8.938	11:54:51.977
2 -	53.599	29.884	1:23.483	85.34	2.543	11:56:15.460
3 -	53.005	29.416	1:22.421	86.44	1.481	11:57:37.881
4 -	53.144	29.101	1:22.245 (3)	86.62	1.305	11:59:00.126
5 -	52.654	29.016	1:21.670 (2)	87.23	0.730	12:00:21.796
6 -	53.040	29.438	1:22.478	86.38	1.538	12:01:44.274
7 -	53.224	29.559	1:22.783	86.06	1.843	12:03:07.057
8 -	52.058	28.882	1:20.940 (1)	88.02		12:04:27.997

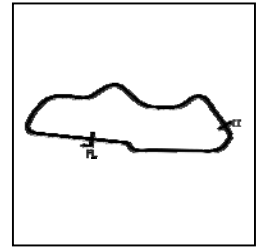
Weather / Track : Cloudy / Dry

Donington Park National
Circuit Length = 1.9790 miles
Start: 11:53 Flag 12:03 End: 12:05

BMCRC - MRO Championships 2020 - Rnd 3 @ Donington Park National

RKB-BMCRC F1 & F2 Sidecars

RACE 7 - SECTOR ANALYSIS



SECTOR 1 = FL to I1, SECTOR 2 = I1 to FL, DIFF = Difference To Personal Best Lap, P = Crossed Finish Line in Pit Lane, D = Time Disallowed

P13	44 F2	KING / SIGSWORTH	Lumley Ireson F2 - The Bell on the Common			
IDEAL LAP TIME : 1:21.301		BEST LAP TIME : 1:21.814	DIFFERENCE : 0.513			

LAP	SECTOR 1	SECTOR 2	LAP TIME	MPH	DIFF	TIME OF DAY
1 -		29.644	1:29.275	79.80	7.461	11:54:51.374
2 -	52.673	29.442	1:22.115 (3)	86.76	0.301	11:56:13.489
3 -	53.186	28.628	1:21.814 (1)	87.08		11:57:35.303
4 -	52.858	29.087	1:21.945 (2)	86.94	0.131	11:58:57.248
5 -	53.855	28.765	1:22.620	86.23	0.806	12:00:19.868
6 -	54.444	29.744	1:24.188	84.62	2.374	12:01:44.056
7 -	53.586	29.806	1:23.392	85.43	1.578	12:03:07.448
8 -	53.100	29.742	1:22.842	86.00	1.028	12:04:30.290

P14	31 F2	MUNRO / GEDDES	Shelbourne Yamaha - Allbikes			
IDEAL LAP TIME : 1:22.383		BEST LAP TIME : 1:22.497	DIFFERENCE : 0.114			

LAP	SECTOR 1	SECTOR 2	LAP TIME	MPH	DIFF	TIME OF DAY
1 -		31.402	1:33.233	76.41	10.736	11:54:55.332
2 -	54.481	29.372	1:23.853	84.96	1.356	11:56:19.185
3 -	53.383	29.196	1:22.579 (2)	86.27	0.082	11:57:41.764
4 -	53.387	29.229	1:22.616 (3)	86.23	0.119	11:59:04.380
5 -	53.187	29.310	1:22.497 (1)	86.36		12:00:26.877
6 -	53.488	29.429	1:22.917	85.92	0.420	12:01:49.794
7 -	53.650	30.027	1:23.677	85.14	1.180	12:03:13.471
8 -	53.806	29.645	1:23.451	85.37	0.954	12:04:36.922

P15	45 F2	COSTELLO / STOKOE	LCR Kawasaki - FROG PROPERTY DEVELOPMENTS LTD			
IDEAL LAP TIME : 1:23.317		BEST LAP TIME : 1:23.658	DIFFERENCE : 0.341			

LAP	SECTOR 1	SECTOR 2	LAP TIME	MPH	DIFF	TIME OF DAY
1 -		29.717	1:30.773	78.48	7.115	11:54:52.872
2 -	54.114	30.278	1:24.392	84.42	0.734	11:56:17.264
3 -	54.065	29.692	1:23.757 (2)	85.06	0.099	11:57:41.021
4 -	54.746	29.447	1:24.193	84.62	0.535	11:59:05.214
5 -	54.408	29.490	1:23.898 (3)	84.92	0.240	12:00:29.112
6 -	54.275	29.864	1:24.139	84.67	0.481	12:01:53.251
7 -	54.095	29.563	1:23.658 (1)	85.16		12:03:16.909
8 -	53.870	31.105	1:24.975	83.84	1.317	12:04:41.884

P16	29 F2	GRISTWOOD / CRACKNALL	Suzuki - Gristwood&Toms			
IDEAL LAP TIME : 1:23.267		BEST LAP TIME : 1:23.440	DIFFERENCE : 0.173			

LAP	SECTOR 1	SECTOR 2	LAP TIME	MPH	DIFF	TIME OF DAY
1 -		30.230	1:30.481	78.74	7.041	11:54:52.580
2 -	54.481	30.702	1:25.183	83.63	1.743	11:56:17.763
3 -	54.329	30.149	1:24.478 (3)	84.33	1.038	11:57:42.241
4 -	54.520	30.221	1:24.741	84.07	1.301	11:59:06.982
5 -	55.175	29.729	1:24.904	83.91	1.464	12:00:31.886
6 -	53.834	30.285	1:24.119 (2)	84.69	0.679	12:01:56.005
7 -	54.716	29.854	1:24.570	84.24	1.130	12:03:20.575
8 -	53.538	29.902	1:23.440 (1)	85.38		12:04:44.015

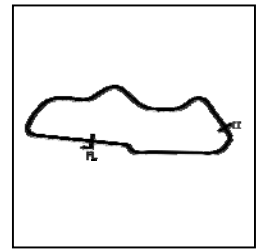
Weather / Track : Cloudy / Dry

Donington Park National
Circuit Length = 1.9790 miles
Start: 11:53 Flag 12:03 End: 12:05

BMCRC - MRO Championships 2020 - Rnd 3 @ Donington Park National

RKB-BMCRC F1 & F2 Sidecars

RACE 7 - SECTOR ANALYSIS



SECTOR 1 = FL to I1, SECTOR 2 = I1 to FL, DIFF = Difference To Personal Best Lap, P = Crossed Finish Line in Pit Lane, D = Time Disallowed

P17 6 F2 BELLABY / GRISTWOOD		DDM Suzuki - Gristwood & Toms				
IDEAL LAP TIME : 1:23.182		BEST LAP TIME : 1:23.619		DIFFERENCE : 0.437		
LAP	SECTOR 1	SECTOR 2	LAP TIME	MPH	DIFF	TIME OF DAY
1 -		30.952	1:33.262	76.39	9.643	11:54:55.361
2 -	55.045	29.306	1:24.351	84.46	0.732	11:56:19.712
3 -	53.876	29.934	1:23.810 (2)	85.00	0.191	11:57:43.522
4 -	54.388	29.691	1:24.079 (3)	84.73	0.460	11:59:07.601
5 -	54.279	29.340	1:23.619 (1)	85.20		12:00:31.220
6 -	54.203	30.041	1:24.244	84.57	0.625	12:01:55.464
7 -	54.551	30.146	1:24.697	84.11	1.078	12:03:20.161
8 -	54.602	29.713	1:24.315	84.50	0.696	12:04:44.476

P18 412 F1 PETTIS / PETTIS		RSR KTM 1190 - Performance Technical				
IDEAL LAP TIME : 1:22.844		BEST LAP TIME : 1:22.844		DIFFERENCE : 0.000		
LAP	SECTOR 1	SECTOR 2	LAP TIME	MPH	DIFF	TIME OF DAY
1 -		30.181	1:33.834	75.92	10.990	11:54:55.933
2 -	56.488	29.740	1:26.228	82.62	3.384	11:56:22.161
3 -	55.773	29.195	1:24.968	83.85	2.124	11:57:47.129
4 -	55.370	29.076	1:24.446	84.36	1.602	11:59:11.575
5 -	55.344	28.838	1:24.182	84.63	1.338	12:00:35.757
6 -	55.364	28.702	1:24.066 (3)	84.75	1.222	12:01:59.823
7 -	54.621	28.771	1:23.392 (2)	85.43	0.548	12:03:23.215
8 -	54.320	28.524	1:22.844 (1)	86.00		12:04:46.059

P19 136 F1 S EDWARDS / L EDWARDS		BMR Suzuki - ECONOMY HEATING SERVICES				
IDEAL LAP TIME : 1:21.465		BEST LAP TIME : 1:21.882		DIFFERENCE : 0.417		
LAP	SECTOR 1	SECTOR 2	LAP TIME	MPH	DIFF	TIME OF DAY
1 -		29.638	1:34.059	75.74	12.177	11:54:56.158
2 -	54.494	29.758	1:24.252	84.56	2.370	11:56:20.410
3 -	53.614	29.514	1:23.128	85.70	1.246	11:57:43.538
4 -	53.762	28.691	1:22.453 (2)	86.40	0.571	11:59:05.991
5 -	53.134	28.748	1:21.882 (1)	87.01		12:00:27.873
6 -	52.774	29.996	1:22.770 (3)	86.07	0.888	12:01:50.643
7 -	53.211	43.098	1:36.309	73.97	14.427	12:03:26.952
8 -	57.154	41.857	1:39.011	71.95	17.129	12:05:05.963

P20 74 F1 JO RESTALL / JA RESTALL		RCN Yamaha -				
IDEAL LAP TIME : 1:26.078		BEST LAP TIME : 1:26.132		DIFFERENCE : 0.054		
LAP	SECTOR 1	SECTOR 2	LAP TIME	MPH	DIFF	TIME OF DAY
1 -		31.178	1:36.808	73.59	10.676	11:54:58.907
2 -	56.850	31.181	1:28.031	80.93	1.899	11:56:26.938
3 -	56.143	31.121	1:27.264 (3)	81.64	1.132	11:57:54.202
4 -	55.782	30.350	1:26.132 (1)	82.71		11:59:20.334
5 -	55.728	30.842	1:26.570 (2)	82.29	0.438	12:00:46.904
6 -	56.879	31.095	1:27.974	80.98	1.842	12:02:14.878
7 -	56.695	31.461	1:28.156	80.81	2.024	12:03:43.034

P21 167 F2 PETTMAN / ROBINSON		Windle Yamaha -				
IDEAL LAP TIME : 1:26.515		BEST LAP TIME : 1:26.850		DIFFERENCE : 0.335		
LAP	SECTOR 1	SECTOR 2	LAP TIME	MPH	DIFF	TIME OF DAY
1 -		31.671	1:36.467	73.85	9.617	11:54:58.566
2 -	56.426	32.285	1:28.711	80.31	1.861	11:56:27.277
3 -	56.642	31.609	1:28.251	80.73	1.401	11:57:55.528
4 -	55.998	30.968	1:26.966 (3)	81.92	0.116	11:59:22.494
5 -	55.547	31.353	1:26.900 (2)	81.98	0.050	12:00:49.394
6 -	55.654	31.196	1:26.850 (1)	82.03		12:02:16.244
7 -	55.773	32.011	1:27.784	81.16	0.934	12:03:44.028

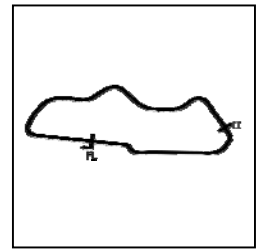
Weather / Track : Cloudy / Dry

Donington Park National
Circuit Length = 1.9790 miles
Start: 11:53 Flag 12:03 End: 12:05

BMCRC - MRO Championships 2020 - Rnd 3 @ Donington Park National

RKB-BMCRC F1 & F2 Sidecars

RACE 7 - SECTOR ANALYSIS



SECTOR 1 = FL to I1, SECTOR 2 = I1 to FL, DIFF = Difference To Personal Best Lap, P = Crossed Finish Line in Pit Lane, D = Time Disallowed

P22 67 F1		JEFFREY / FIELD		Windle - MJP racing		
IDEAL LAP TIME : 1:26.626		BEST LAP TIME : 1:27.465		DIFFERENCE : 0.839		
LAP	SECTOR 1	SECTOR 2	LAP TIME	MPH	DIFF	TIME OF DAY
1 -		30.736	1:35.901	74.29	8.436	11:54:58.000
2 -	57.024	31.197	1:28.221	80.75	0.756	11:56:26.221
3 -	57.645	31.532	1:29.177	79.89	1.712	11:57:55.398
4 -	57.418	30.247	1:27.665 (3)	81.27	0.200	11:59:23.063
5 -	57.352	30.113	1:27.465 (1)	81.45		12:00:50.528
6 -	57.930	30.511	1:28.441	80.55	0.976	12:02:18.969
7 -	56.513	31.117	1:27.630 (2)	81.30	0.165	12:03:46.599

P23 50 F2		BROWNE / FITZPATRICK		Baker Suzuki - www.corries.com		
IDEAL LAP TIME : 1:31.907		BEST LAP TIME : 1:31.955		DIFFERENCE : 0.048		
LAP	SECTOR 1	SECTOR 2	LAP TIME	MPH	DIFF	TIME OF DAY
1 -		33.156	1:43.532	68.81	11.577	11:55:05.631
2 -	1:01.336	32.076	1:33.412	76.27	1.457	11:56:39.043
3 -	1:00.265	32.081	1:32.346 (2)	77.15	0.391	11:58:11.389
4 -	1:00.857	32.647	1:33.504	76.19	1.549	11:59:44.893
5 -	1:00.272	32.766	1:33.038	76.57	1.083	12:01:17.931
6 -	59.948	32.007	1:31.955 (1)	77.47		12:02:49.886
7 -	59.900	32.647	1:32.547 (3)	76.98	0.592	12:04:22.433

P24 3 F1		HOLDEN / LOWTHER		LCR -		
IDEAL LAP TIME : 1:14.151		BEST LAP TIME : 1:14.184		DIFFERENCE : 0.033		
LAP	SECTOR 1	SECTOR 2	LAP TIME	MPH	DIFF	TIME OF DAY
1 -		27.024	1:19.342	89.79	5.158	11:54:41.441
2 -	47.970	26.593	1:14.563 (3)	95.55	0.379	11:55:56.004
3 -	47.698	26.486	1:14.184 (1)	96.04		11:57:10.188
4 -	47.755	26.603	1:14.358 (2)	95.81	0.174	11:58:24.546
5 -	47.997	27.004	1:15.001	94.99	0.817	11:59:39.547
6 -	47.665	IN PIT	1:19.036 P	90.14	4.852	12:00:58.583

P25 17 F1		THOMAS / JAMES		Ireson Suzuki - Team Walters & Thomas Sidecar Racing		
IDEAL LAP TIME : 1:20.156		BEST LAP TIME : 1:20.855		DIFFERENCE : 0.699		
LAP	SECTOR 1	SECTOR 2	LAP TIME	MPH	DIFF	TIME OF DAY
1 -		28.080	1:24.277	84.53	3.422	11:54:46.376
2 -	52.506	28.508	1:21.014 (2)	87.94	0.159	11:56:07.390
3 -	52.076	28.779	1:20.855 (1)	88.11		11:57:28.245
4 -	53.009	28.933	1:21.942 (3)	86.94	1.087	11:58:50.187
5 -	53.445	31.874	1:25.319	83.50	4.464	12:00:15.506
6 -	57.485	IN PIT	1:30.191 P	78.99	9.336	12:01:45.697

P26 158 F1		EASTELL / LAWRENCE		-		
IDEAL LAP TIME : 1:20.089		BEST LAP TIME : 1:20.284		DIFFERENCE : 0.195		
LAP	SECTOR 1	SECTOR 2	LAP TIME	MPH	DIFF	TIME OF DAY
1 -		28.766	1:27.553	81.37	7.269	11:54:49.652
2 -	52.549	28.526	1:21.075 (3)	87.87	0.791	11:56:10.727
3 -	52.539	27.929	1:20.468 (2)	88.54	0.184	11:57:31.195
4 -	52.160	28.124	1:20.284 (1)	88.74		11:58:51.479
5 -	52.652	28.878	1:21.530	87.38	1.246	12:00:13.009

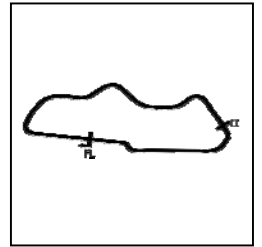
Weather / Track : Cloudy / Dry

Donington Park National
Circuit Length = 1.9790 miles
Start: 11:53 Flag 12:03 End: 12:05

BMCRC - MRO Championships 2020 - Rnd 3 @ Donington Park National

RKB-BMCRC F1 & F2 Sidecars

RACE 7 - SECTOR ANALYSIS



SECTOR 1 = FL to I1, SECTOR 2 = I1 to FL, DIFF = Difference To Personal Best Lap, P = Crossed Finish Line in Pit Lane, D = Time Disallowed

P27 41 F2		RILEY / SOILLEUX		MR Equipe - Finecut Developments		
IDEAL LAP TIME : 1:31.704		BEST LAP TIME : 1:32.328		DIFFERENCE : 0.624		
LAP	SECTOR 1	SECTOR 2	LAP TIME	MPH	DIFF	TIME OF DAY
1 -		32.718	1:43.622	68.75	11.294	11:55:05.721
2 -	1:00.754	32.844	1:33.598 (3)	76.11	1.270	11:56:39.319
3 -	1:00.302	32.314	1:32.616 (2)	76.92	0.288	11:58:11.935
4 -	59.390	32.938	1:32.328 (1)	77.16		11:59:44.263
5 -	1:03.849	34.684	1:38.533	72.30	6.205	12:01:22.796

P28 964 F2		ANDERSON / LUPTON		Lumley - Lumley Engineering		
IDEAL LAP TIME : 1:26.395		BEST LAP TIME :		DIFFERENCE :		
LAP	SECTOR 1	SECTOR 2	LAP TIME	MPH	DIFF	TIME OF DAY
1 -		30.474	1:32.140	77.32		11:54:54.239
2 -	55.921	IN PIT	1:31.240 P	78.08		11:56:25.479

Weather / Track : Cloudy / Dry

Results can be found at www.tsl-timing.com

Page 7 of 7

Donington Park National
Circuit Length = 1.9790 miles
Start: 11:53 Flag 12:03 End: 12:05

Printed - 12:06 Sunday, 06 September 2020

BMCRC - MRO Championships 2020 - Rnd 3 @ Donington Park National

RKB-BMCRC F1 & F2 Sidecars

RACE 7 - BEST SECTORS

SECTOR 1				SECTOR 2				IDEAL / BEST COMPARISON				
POS	NO	NAME	TIME	NO	NAME	TIME	POS	NO	NAME	IDEAL	BEST	DIFF
									PERFECT LAP	1:14.151		
1	3	HOLDEN / LOWTHER	47.665	3	HOLDEN / LOWTHER	26.486	1	3	HOLDEN / LOWTHER	1:14.151	1:14.184	0.033
2	93	HOLDEN / LAWRENCE	48.254	37	KNIGHT / HUGHES	26.687	2	93	HOLDEN / LAWRENCE	1:14.971	1:15.068	0.097
3	51	GILBERT / THOMAS	48.580	93	HOLDEN / LAWRENCE	26.717	3	51	GILBERT / THOMAS	1:15.687	1:15.771	0.084
4	8	ILARIA / SIMS	49.258	51	GILBERT / THOMAS	27.107	4	37	KNIGHT / HUGHES	1:16.143	1:16.143	0.000
5	37	KNIGHT / HUGHES	49.456	36	SCHOFIELD / ROSTROM	27.560	5	8	ILARIA / SIMS	1:16.947	1:16.947	0.000
6	36	SCHOFIELD / ROSTROM	50.357	8	ILARIA / SIMS	27.689	6	36	SCHOFIELD / ROSTI	1:17.917	1:18.126	0.209
7	13	DIX / PARKER	50.485	13	DIX / PARKER	27.833	7	13	DIX / PARKER	1:18.318	1:18.421	0.103
8	118	BICKNELL / ENSOR	50.927	158	EASTELL / LAWERENCE	27.929	8	118	BICKNELL / ENSOR	1:19.174	1:19.315	0.141
9	15	K MORGAN / S MORGAN	51.531	17	THOMAS / JAMES	28.080	9	54	ALTON / BROTHERT	1:19.910	1:20.486	0.576
10	171	WRIGHT / BAILEY	51.597	73	GOODIER / STONE	28.167	10	171	WRIGHT / BAILEY	1:19.961	1:19.961	0.000
11	54	ALTON / BROTHERTON	51.693	54	ALTON / BROTHERTON	28.217	11	15	K MORGAN / S MOR	1:19.984	1:19.984	0.000
12	73	GOODIER / STONE	51.973	118	BICKNELL / ENSOR	28.247	12	158	EASTELL / LAWERE	1:20.089	1:20.284	0.195
13	39	MOORE / SCHOFIELD	52.058	171	WRIGHT / BAILEY	28.364	13	73	GOODIER / STONE	1:20.140	1:20.259	0.119
14	17	THOMAS / JAMES	52.076	15	K MORGAN / S MORGAN	28.453	14	17	THOMAS / JAMES	1:20.156	1:20.855	0.699
15	158	EASTELL / LAWERENCE	52.160	412	PETTIS / PETTIS	28.524	15	39	MOORE / SCHOFIEL	1:20.940	1:20.940	0.000
16	44	KING / SIGSWORTH	52.673	44	KING / SIGSWORTH	28.628	16	44	KING / SIGSWORTH	1:21.301	1:21.814	0.513
17	136	S EDWARDS / L EDWARDS	52.774	136	S EDWARDS / L EDWARDS	28.691	17	136	S EDWARDS / L EDV	1:21.465	1:21.882	0.417
18	31	MUNRO / GEDDES	53.187	39	MOORE / SCHOFIELD	28.882	18	31	MUNRO / GEDDES	1:22.383	1:22.497	0.114
19	29	GRISTWOOD / CRACKNALL	53.538	31	MUNRO / GEDDES	29.196	19	412	PETTIS / PETTIS	1:22.844	1:22.844	0.000
20	45	COSTELLO / STOKOE	53.870	6	BELLABY / GRISTWOOD	29.306	20	6	BELLABY / GRISTWC	1:23.182	1:23.619	0.437
21	6	BELLABY / GRISTWOOD	53.876	45	COSTELLO / STOKOE	29.447	21	29	GRISTWOOD / CRAC	1:23.267	1:23.440	0.173
22	412	PETTIS / PETTIS	54.320	29	GRISTWOOD / CRACKNALL	29.729	22	45	COSTELLO / STOKO	1:23.317	1:23.658	0.341
23	167	PETTMAN / ROBINSON	55.547	67	JEFFREY / FIELD	30.113	23	74	JO RESTALL / JA RE	1:26.078	1:26.132	0.054
24	74	JO RESTALL / JA RESTALL	55.728	74	JO RESTALL / JA RESTALL	30.350	24	964	ANDERSON / LUPTO	1:26.395		
25	964	ANDERSON / LUPTON	55.921	964	ANDERSON / LUPTON	30.474	25	167	PETTMAN / ROBINSON	1:26.515	1:26.850	0.335
26	67	JEFFREY / FIELD	56.513	167	PETTMAN / ROBINSON	30.968	26	67	JEFFREY / FIELD	1:26.626	1:27.465	0.839
27	41	RILEY / SOILLEUX	59.390	50	BROWNE / FITZPATRICK	32.007	27	41	RILEY / SOILLEUX	1:31.704	1:32.328	0.624
28	50	BROWNE / FITZPATRICK	59.900	41	RILEY / SOILLEUX	32.314	28	50	BROWNE / FITZPATF	1:31.907	1:31.955	0.048
29												

Weather / Track : Cloudy / Dry

Results can be found at www.tsl-timing.com

Donington Park National
 Circuit Length = 1.9790 miles
 Start: 11:53 Flag 12:03 End: 12:05

Printed - 12:06 Sunday, 06 September 2020

BMCRC - MRO Championships 2020 - Rnd 3 @ Donington Park National

RKB-BMCRC F1 & F2 Sidecars

RACE 7 - STATISTICS

Competitors Started 28
Planned Start 2020-09-06 @ 11:20:00.000
Actual Start 2020-09-06 @ 11:53:22.098
Finish Time 2020-09-06 @ 12:03:32.408
Track Length 1.9790mi.
Total Laps 204
Total Distance Covered 403.7297mi.

Session Fastest Lap History

NO	CL	NAME	LAP TIME	TIME OF DAY	LAP	VEHICLE
3	F1	HOLDEN / LOWTHER	1:14.563	11:55:56.010	2	LCR
3	F1	HOLDEN / LOWTHER	1:14.184	11:57:10.194	3	LCR

Session Leader History

NO	CL	NAME	FROM LAP	LAPS LED	DISTANCE	VEHICLE
3	F1	HOLDEN / LOWTHER	1	5	9.85 miles	LCR
93	F1	HOLDEN / LAWRENCE	6	3	5.93 miles	LCR Suzuki

Flag History

TYPE	TIME OF DAY
GREEN	11:53:22.098
FINISH	12:03:32.408

Flag Statistics

TYPE	COUNT	TOTAL LAPS	TOTAL TIME
Green	1	8	11:50.750
Red	0	0	0.000
Safety Car	0	0	0.000
FCY	0	0	0.000

BMCRC - MRO Championships 2020 - Rnd 3 @ Donington Park National

RKB-BMCRC F1 & F2 Sidecars

RACE 7 - STATISTICS

CLASS : F1

11 Starters

Fastest Lap History

NO	NAME	LAP TIME	TIME OF DAY	LAP	VEHICLE
3	HOLDEN / LOWTHER	1:14.563	11:55:56.010	2	LCR
3	HOLDEN / LOWTHER	1:14.184	11:57:10.194	3	LCR

Leader History

NO	NAME	FROM LAP	LAPS LED	DISTANCE	VEHICLE
3	HOLDEN / LOWTHER	1	5	9.85 miles	LCR
93	HOLDEN / LAWRENCE	6	3	5.93 miles	LCR Suzuki

BMCRC - MRO Championships 2020 - Rnd 3 @ Donington Park National

RKB-BMCRC F1 & F2 Sidecars

RACE 7 - STATISTICS

CLASS : F2

17 Starters

Fastest Lap History

NO	NAME	LAP TIME	TIME OF DAY	LAP	VEHICLE
37	KNIGHT / HUGHES	1:16.143	11:55:59.590	2	LCR Kawasaki

Leader History

NO	NAME	FROM LAP	LAPS LED	DISTANCE	VEHICLE
37	KNIGHT / HUGHES	1	8	15.79 miles	LCR Kawasaki

BMCRC - MRO Championships 2020 - Rnd 3 @ Donington Park National

RKB-BMCRC F1 & F2 Sidecars

RACE 18 - GRID (8 Laps)



ROW 17	34		33	27	KIRBY / GRAVES	
ROW 16	32	121	LAWRENCE / HUGHES	31	26	ATKINSON / MIDDLETON
ROW 15	30	22	LITHGOW / KEMP	29	128	HORTON / DODD
ROW 14	28	964	ANDERSON / LUPTON	27	41	1:32.328 RILEY / SOILLEUX
ROW 13	26	50	1:31.955 BROWNE / FITZPATRICK	25	67	1:27.465 JEFFREY / FIELD
ROW 12	24	167	1:26.850 PETTMAN / ROBINSON	23	74	1:26.132 JO RESTALL / JA RESTALL
ROW 11	22	45	1:23.658 COSTELLO / STOKOE	21	6	1:23.619 BELLABY / GRISTWOOD
ROW 10	20	29	1:23.440 GRISTWOOD / CRACKNALL	19	412	1:22.844 PETTIS / PETTIS
ROW 9	18	31	1:22.497 MUNRO / GEDDES	17	136	1:21.882 S EDWARDS / L EDWARDS
ROW 8	16	44	1:21.814 KING / SIGSWORTH	15	39	1:20.940 MOORE / SCHOFIELD
ROW 7	14	17	1:20.855 THOMAS / JAMES	13	54	1:20.486 ALTON / BROTHERTON
ROW 6	12	158	1:20.284 EASTELL / LAWERENCE	11	73	1:20.259 GOODIER / STONE
ROW 5	10	15	1:19.984 K MORGAN / S MORGAN	9	171	1:19.961 WRIGHT / BAILEY
ROW 4	8	118	1:19.315 BICKNELL / ENSOR	7	13	1:18.421 DIX / PARKER
ROW 3	6	36	1:18.126 SCHOFIELD / ROSTROM	5	8	1:16.947 ILARIA / SIMS
ROW 2	4	37	1:16.143 KNIGHT / HUGHES	3	51	1:15.771 GILBERT / THOMAS
ROW 1	2	93	1:15.068 HOLDEN / LAWRENCE	1	3	1:14.184 HOLDEN / LOWTHER

Pole

Donington Park National
Circuit Length = 1.9790 miles

These results are provisional until the conclusion of any judicial and technical matters.

Clerk Of Course :	Steward :	Timekeeper :
-------------------	-----------	--------------

Results can be found at www.tsl-timing.com

Printed - 12:07 Sunday, 06 September 2020



BMCRC - MRO Championships 2020 - Rnd 3 @ Donington Park National

RKB-BMCRC F1 & F2 Sidecars

RACE 18 - CLASSIFICATION



POS	NO	CL	PIC NAME	ENTRY	LAPS	TIME	GAP	DIFF	MPH	BEST	ON
1	93	F1	1 HOLDEN / LAWRENCE	LCR Suzuki - Holden racing	6	7:38.010			93.03	1:15.307	4
2	51	F1	2 GILBERT / THOMAS	Adolf RS1 Yamaha - Borough bridge auto services	6	7:38.154	0.144	0.144	93.00	1:15.388	4
3	8	F2	1 ILARIA / SIMS	- Powerhouse	6	7:51.139	13.129	12.985	90.44	1:17.720	3
4	26	F2	2 ATKINSON / MIDDLETON	Bellas - CMS/RAF MSA	6	8:04.813	26.803	13.674	87.89	1:17.540	5
5	73	F2	3 GOODIER / STONE	LCR - Rowtec Ltd	6	8:06.790	28.780	1.977	87.53	1:19.626	2
6	118	F1	3 BICKNELL/ ENSOR	LCR Kawasaki -	6	8:12.831	34.821	6.041	86.46	1:18.882	5
7	13	F2	4 DIX / PARKER	Baker Honda - APACHE DEVELOPEMENTS	6	8:12.965	34.955	0.134	86.43	1:18.876	2
8	54	F2	5 ALTON / BROTHERTON	LCR -	6	8:17.406	39.396	4.441	85.66	1:20.542	5
9	964	F2	6 ANDERSON / LUPTON	Lumley - Lumley Engineering	6	8:23.706	45.696	6.300	84.59	1:22.567	3
10	17	F1	4 THOMAS / JAMES	Ireson Suzuki - Team Walters & Thomas Sidecar R	6	8:25.171	47.161	1.465	84.35	1:21.846	2
11	45	F2	7 COSTELLO / STOKOE	LCR Kawasaki - FROG PROPERTY DEVELOPME	6	8:25.304	47.294	0.133	84.32	1:22.267	4
12	136	F1	5 S EDWARDS / L EDWARDS	BMR Suzuki - ECONOMY HEATING SERVICES	6	8:25.972	47.962	0.668	84.21	1:22.271	2
13	31	F2	8 MUNRO / GEDDES	Shelbourne Yamaha - Allbikes	6	8:27.054	49.044	1.082	84.03	1:21.471	4
14	171	F1	6 WRIGHT / BAILEY	Yamaha - Stainless Steel Designs Ltd.	6	8:32.650	54.640	5.596	83.11	1:20.907	4
15	67	F1	7 JEFFREY / FIELD	Windle - MJP racing	6	8:34.234	56.224	1.584	82.86	1:23.649	4
16	6	F2	9 BELLABY / GRISTWOOD	DDM Suzuki - Gristwood & Toms	6	8:38.800	1:00.790	4.566	82.13	1:24.622	3
17	41	F2	10 RILEY / SOILLEUX	MR Equipe - Finecut Developments	6	9:03.461	1:25.451	24.661	78.40	1:26.912	5
18	167	F2	11 PETTMAN / ROBINSON	Windle Yamaha -	5	7:38.409	1 Lap	1 Lap	77.41	1:28.506	5
19	50	F2	12 BROWNE / FITZPATRICK	Baker Suzuki - www.corries.com	5	7:40.057	1 Lap	1.648	77.13	1:29.237	5

NOT CLASSIFIED

DNF	39	F2	MOORE / SCHOFIELD	Ireson Honda - LBS Racing/Team Stannard	5	7:04.620	1 Lap		83.57	1:21.238	2
DNF	36	F2	SCHOFIELD / ROSTROM	DDM - SRT Motorcycles	3	4:01.736	3 Laps	2 Laps	87.85	1:18.639	2

FASTEST LAP

93	F1	HOLDEN / LAWRENCE	LCR Suzuki - Holden racing	4	1:15.307	94.60 mph	152.25 kph
26	F2	ATKINSON / MIDDLETON	Bellas - CMS/RAF MSA	5	1:17.540	91.88 mph	147.87 kph

Class F1 - 92.5% of Race Speed = 86.05 mph

Class F2 - 92.5% of Race Speed = 83.65 mph

Weather / Track : Cloudy / Dry

These results are provisional until the conclusion of any judicial and technical matters.

Donington Park National
Circuit Length = 1.9790 miles
Start: 15:47 Flag 15:55 End: 15:56

Clerk Of Course :	Steward :	Timekeeper :
-------------------	-----------	--------------

Results can be found at www.tsl-timing.com

Printed - 15:57 Sunday, 06 September 2020



BMCRC - MRO Championships 2020 - Rnd 3 @ Donington Park National

RKB-BMCRC F1 & F2 Sidecars

RACE 18 - LAP CHART

LAP 1 @ 15:49:08.462

NO	BEHIND	LAP TIME
93		1:19.433
51	0.557	1:19.990
8	2.549	1:21.982
36	3.801	1:23.234
13	4.499	1:23.932
73	5.879	1:25.312
17	7.348	1:26.781
118	8.243	1:27.676
39	8.346	1:27.779
54	8.976	1:28.409
136	9.094	1:28.527
964	9.487	1:28.920
26	9.727	1:29.160
171	10.412	1:29.845
45	11.426	1:30.859
6	11.858	1:31.291
31	12.154	1:31.587
67	12.315	1:31.748
41	13.652	1:33.085
167	18.281	1:37.714
50	19.444	1:38.877

LAP 2 @ 15:50:23.922

NO	BEHIND	LAP TIME
93		1:15.460
51	0.589	1:15.492
8	4.902	1:17.813
36	6.980	1:18.639
13	7.915	1:18.876
73	10.045	1:19.626
17	13.734	1:21.846
39	14.124	1:21.238
54	15.111	1:21.595
118	15.142	1:22.359
26	15.235	1:20.968
136	15.905	1:22.271
964	16.716	1:22.689
45	18.486	1:22.520
6	21.057	1:24.659
31	21.616	1:24.922
67	21.860	1:25.005
171	31.483	1:36.531
167	33.956	1:31.135
50	34.841	1:30.857
41	35.054	1:36.862

LAP 3 @ 15:51:39.739

NO	BEHIND	LAP TIME
93		1:15.817
51	0.334	1:15.562
8	6.805	1:17.720
36	11.026	1:19.863
13	12.406	1:20.308
73	14.883	1:20.655
26	20.215	1:20.797
118	22.002	1:22.677
39	22.217	1:23.910
54	22.354	1:23.060
17	22.503	1:24.586
136	23.143	1:23.055
964	23.466	1:22.567

Weather / Track : Cloudy / Dry

Results can be found at www.tsl-timing.com

45	24.978	1:22.309	13	34.955	1:28.558
31	28.680	1:22.881	54	39.396	1:21.090
6	29.862	1:24.622	964	45.696	1:23.021
67	29.978	1:23.935	17	47.161	1:25.683
171	37.095	1:21.429	45	47.294	1:24.311
167	49.586	1:31.447	136	47.962	1:23.703
50	49.729	1:30.705	31	49.044	1:23.893
41	50.119	1:30.882	171	54.640	1:22.084

LAP 4 @ 15:52:55.046

NO	BEHIND	LAP TIME
93		1:15.307
51	0.415	1:15.388
8	9.277	1:17.779
13	17.996	1:20.897
73	19.364	1:19.788
26	22.467	1:17.559
118	26.439	1:19.744
39	29.094	1:22.184
54	29.757	1:22.710
964	30.737	1:22.578
17	30.852	1:23.656
45	31.938	1:22.267
136	32.247	1:24.411
31	34.844	1:21.471
67	38.320	1:23.649
6	41.047	1:26.492
171	42.695	1:20.907
41	1:02.003	1:27.191
167	1:03.886	1:29.607
50	1:04.803	1:30.381

LAP 5 @ 15:54:10.538

NO	BEHIND	LAP TIME
93		1:15.492
51	0.494	1:15.571
8	11.718	1:17.933
13	22.898	1:20.394
73	23.527	1:19.655
26	24.515	1:17.540
118	29.829	1:18.882
54	34.807	1:20.542
17	37.979	1:22.619
964	39.176	1:23.931
45	39.484	1:23.038
136	40.760	1:24.005
31	41.652	1:22.300
39	43.111	1:29.509 P
67	48.049	1:25.221
171	49.057	1:21.854
6	51.556	1:26.001
41	1:13.423	1:26.912

LAP 6 @ 15:55:27.039

NO	BEHIND	LAP TIME
93		1:16.501
51	0.144	1:16.151
167	1 Lap	1:28.506
50	1 Lap	1:29.237
8	13.129	1:17.912
26	26.803	1:18.789
73	28.780	1:21.754
118	34.821	1:21.493

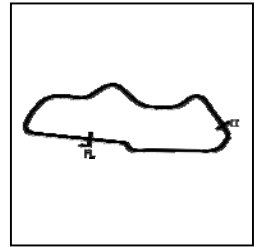
Donington Park National
Circuit Length = 1.9790 miles
Start: 15:47 Flag 15:55 End: 15:56

Printed - 15:57 Sunday, 06 September 2020

BMCRC - MRO Championships 2020 - Rnd 3 @ Donington Park National

RKB-BMCRC F1 & F2 Sidecars

RACE 18 - SECTOR ANALYSIS



SECTOR 1 = FL to I1, SECTOR 2 = I1 to FL, DIFF = Difference To Personal Best Lap, P = Crossed Finish Line in Pit Lane, D = Time Disallowed

P1 93 F1 HOLDEN / LAWRENCE		LCR Suzuki - Holden racing				
IDEAL LAP TIME : 1:15.280		BEST LAP TIME : 1:15.307		DIFFERENCE : 0.027		
LAP	SECTOR 1	SECTOR 2	LAP TIME	MPH	DIFF	TIME OF DAY
1 -		27.078	1:19.433	89.69	4.126	15:49:08.462
2 -	48.543	26.917	1:15.460 (2)	94.41	0.153	15:50:23.922
3 -	48.427	27.390	1:15.817	93.97	0.510	15:51:39.739
4 -	48.363	26.944	1:15.307 (1)	94.60		15:52:55.046
5 -	48.463	27.029	1:15.492 (3)	94.37	0.185	15:54:10.538
6 -	48.768	27.733	1:16.501	93.13	1.194	15:55:27.039

P2 51 F1 GILBERT / THOMAS		Adolf RS1 Yamaha - Borough bridge auto services				
IDEAL LAP TIME : 1:15.381		BEST LAP TIME : 1:15.388		DIFFERENCE : 0.007		
LAP	SECTOR 1	SECTOR 2	LAP TIME	MPH	DIFF	TIME OF DAY
1 -		27.341	1:19.990	89.06	4.602	15:49:09.019
2 -	48.425	27.067	1:15.492 (2)	94.37	0.104	15:50:24.511
3 -	48.342	27.220	1:15.562 (3)	94.28	0.174	15:51:40.073
4 -	48.349	27.039	1:15.388 (1)	94.50		15:52:55.461
5 -	48.391	27.180	1:15.571	94.27	0.183	15:54:11.032
6 -	48.768	27.383	1:16.151	93.55	0.763	15:55:27.183

P3 8 F2 ILARIA / SIMS		- Powerhouse				
IDEAL LAP TIME : 1:17.646		BEST LAP TIME : 1:17.720		DIFFERENCE : 0.074		
LAP	SECTOR 1	SECTOR 2	LAP TIME	MPH	DIFF	TIME OF DAY
1 -		27.792	1:21.982	86.90	4.262	15:49:11.011
2 -	50.183	27.630	1:17.813 (3)	91.56	0.093	15:50:28.824
3 -	50.129	27.591	1:17.720 (1)	91.67		15:51:46.544
4 -	50.147	27.632	1:17.779 (2)	91.60	0.059	15:53:04.323
5 -	50.223	27.710	1:17.933	91.42	0.213	15:54:22.256
6 -	50.055	27.857	1:17.912	91.44	0.192	15:55:40.168

P4 26 F2 ATKINSON / MIDDLETON		Bellas - CMS/RAF MSA				
IDEAL LAP TIME : 1:17.360		BEST LAP TIME : 1:17.540		DIFFERENCE : 0.180		
LAP	SECTOR 1	SECTOR 2	LAP TIME	MPH	DIFF	TIME OF DAY
1 -		29.270	1:29.160	79.90	11.620	15:49:18.189
2 -	52.028	28.940	1:20.968	87.99	3.428	15:50:39.157
3 -	52.911	27.886	1:20.797	88.17	3.257	15:51:59.954
4 -	50.039	27.520	1:17.559 (2)	91.86	0.019	15:53:17.513
5 -	49.840	27.700	1:17.540 (1)	91.88		15:54:35.053
6 -	50.741	28.048	1:18.789 (3)	90.42	1.249	15:55:53.842

P5 73 F2 GOODIER / STONE		LCR - Rowtec ltd				
IDEAL LAP TIME : 1:19.330		BEST LAP TIME : 1:19.626		DIFFERENCE : 0.296		
LAP	SECTOR 1	SECTOR 2	LAP TIME	MPH	DIFF	TIME OF DAY
1 -		28.804	1:25.312	83.51	5.686	15:49:14.341
2 -	51.220	28.406	1:19.626 (1)	89.47		15:50:33.967
3 -	51.971	28.684	1:20.655	88.33	1.029	15:51:54.622
4 -	51.564	28.224	1:19.788 (3)	89.29	0.162	15:53:14.410
5 -	51.545	28.110	1:19.655 (2)	89.44	0.029	15:54:34.065
6 -	52.131	29.623	1:21.754	87.14	2.128	15:55:55.819

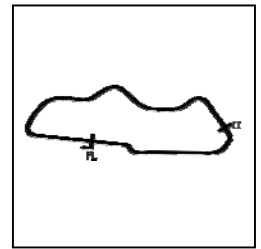
Weather / Track : Cloudy / Dry

Donington Park National
Circuit Length = 1.9790 miles
Start: 15:47 Flag 15:55 End: 15:56

BMCRC - MRO Championships 2020 - Rnd 3 @ Donington Park National

RKB-BMCRC F1 & F2 Sidecars

RACE 18 - SECTOR ANALYSIS



SECTOR 1 = FL to I1, SECTOR 2 = I1 to FL, DIFF = Difference To Personal Best Lap, P = Crossed Finish Line in Pit Lane, D = Time Disallowed

P6	118 F1	BICKNELL/ ENSOR	LCR Kawasaki -			
IDEAL LAP TIME : 1:18.882		BEST LAP TIME : 1:18.882		DIFFERENCE : 0.000		

LAP	SECTOR 1	SECTOR 2	LAP TIME	MPH	DIFF	TIME OF DAY
1 -		29.634	1:27.676	81.26	8.794	15:49:16.705
2 -	53.122	29.237	1:22.359	86.50	3.477	15:50:39.064
3 -	53.705	28.972	1:22.677	86.17	3.795	15:52:01.741
4 -	51.208	28.536	1:19.744 (2)	89.34	0.862	15:53:21.485
5 -	50.689	28.193	1:18.882 (1)	90.32		15:54:40.367
6 -	51.529	29.964	1:21.493 (3)	87.42	2.611	15:56:01.860

P7	13 F2	DIX / PARKER	Baker Honda - APACHE DEVELOPEMENTS			
IDEAL LAP TIME : 1:18.876		BEST LAP TIME : 1:18.876		DIFFERENCE : 0.000		

LAP	SECTOR 1	SECTOR 2	LAP TIME	MPH	DIFF	TIME OF DAY
1 -		28.189	1:23.932	84.88	5.056	15:49:12.961
2 -	50.704	28.172	1:18.876 (1)	90.32		15:50:31.837
3 -	52.084	28.224	1:20.308 (2)	88.71	1.432	15:51:52.145
4 -	52.568	28.329	1:20.897	88.07	2.021	15:53:13.042
5 -	52.018	28.376	1:20.394 (3)	88.62	1.518	15:54:33.436
6 -	52.238	36.320	1:28.558	80.45	9.682	15:56:01.994

P8	54 F2	ALTON / BROTHERTON	LCR -			
IDEAL LAP TIME : 1:20.542		BEST LAP TIME : 1:20.542		DIFFERENCE : 0.000		

LAP	SECTOR 1	SECTOR 2	LAP TIME	MPH	DIFF	TIME OF DAY
1 -		29.559	1:28.409	80.58	7.867	15:49:17.438
2 -	52.530	29.065	1:21.595 (3)	87.31	1.053	15:50:39.033
3 -	53.593	29.467	1:23.060	85.77	2.518	15:52:02.093
4 -	53.921	28.789	1:22.710	86.14	2.168	15:53:24.803
5 -	51.900	28.642	1:20.542 (1)	88.45		15:54:45.345
6 -	51.954	29.136	1:21.090 (2)	87.86	0.548	15:56:06.435

P9	964 F2	ANDERSON / LUPTON	Lumley - Lumley Engineering			
IDEAL LAP TIME : 1:22.578		BEST LAP TIME : 1:22.567		DIFFERENCE : -0.011		

LAP	SECTOR 1	SECTOR 2	LAP TIME	MPH	DIFF	TIME OF DAY
1 -			1:28.920	80.12	6.353	15:49:17.949
2 -			1:22.689 (3)	86.16	0.122	15:50:40.638
3 -			1:22.567 (1)	86.28		15:52:03.205
4 -	53.081	29.497	1:22.578 (2)	86.27	0.011	15:53:25.783
5 -	53.657	30.274	1:23.931	84.88	1.364	15:54:49.714
6 -	53.142	29.879	1:23.021	85.81	0.454	15:56:12.735

P10	17 F1	THOMAS / JAMES	Ireson Suzuki - Team Walters & Thomas Sidecar Racing			
IDEAL LAP TIME : 1:21.553		BEST LAP TIME : 1:21.846		DIFFERENCE : 0.293		

LAP	SECTOR 1	SECTOR 2	LAP TIME	MPH	DIFF	TIME OF DAY
1 -		29.157	1:26.781	82.09	4.935	15:49:15.810
2 -	52.396	29.450	1:21.846 (1)	87.04		15:50:37.656
3 -	54.869	29.717	1:24.586	84.22	2.740	15:52:02.242
4 -	53.866	29.790	1:23.656 (3)	85.16	1.810	15:53:25.898
5 -	52.938	29.681	1:22.619 (2)	86.23	0.773	15:54:48.517
6 -	55.310	30.373	1:25.683	83.15	3.837	15:56:14.200

Weather / Track : Cloudy / Dry

Donington Park National
Circuit Length = 1.9790 miles
Start: 15:47 Flag 15:55 End: 15:56

BMCR - MRO Championships 2020 - Rnd 3 @ Donington Park National

RKB-BMCR F1 & F2 Sidecars

RACE 18 - SECTOR ANALYSIS



SECTOR 1 = FL to I1, SECTOR 2 = I1 to FL, DIFF = Difference To Personal Best Lap, P = Crossed Finish Line in Pit Lane, D = Time Disallowed

P11 45 F2		COSTELLO / STOKOE		LCR Kawasaki - FROG PROPERTY DEVELOPMENTS LTD		
IDEAL LAP TIME : 1:21.644		BEST LAP TIME : 1:22.267		DIFFERENCE : 0.623		
LAP	SECTOR 1	SECTOR 2	LAP TIME	MPH	DIFF	TIME OF DAY
1 -		29.878	1:30.859	78.41	8.592	15:49:19.888
2 -	52.975	29.545	1:22.520 (3)	86.33	0.253	15:50:42.408
3 -	53.413	28.896	1:22.309 (2)	86.55	0.042	15:52:04.717
4 -	53.097	29.170	1:22.267 (1)	86.60		15:53:26.984
5 -	52.748	30.290	1:23.038	85.79	0.771	15:54:50.022
6 -	54.098	30.213	1:24.311	84.50	2.044	15:56:14.333

P12 136 F1		S EDWARDS / L EDWARDS		BMR Suzuki - ECONOMY HEATING SERVICES		
IDEAL LAP TIME : 1:22.271		BEST LAP TIME : 1:22.271		DIFFERENCE : 0.000		
LAP	SECTOR 1	SECTOR 2	LAP TIME	MPH	DIFF	TIME OF DAY
1 -		29.395	1:28.527	80.47	6.256	15:49:17.556
2 -	53.022	29.249	1:22.271 (1)	86.59		15:50:39.827
3 -	53.227	29.828	1:23.055 (2)	85.78	0.784	15:52:02.882
4 -	54.188	30.223	1:24.411	84.40	2.140	15:53:27.293
5 -	53.552	30.453	1:24.005	84.81	1.734	15:54:51.298
6 -	53.391	30.312	1:23.703 (3)	85.11	1.432	15:56:15.001

P13 31 F2		MUNRO / GEDDES		Shelbourne Yamaha - Allbikes		
IDEAL LAP TIME : 1:21.471		BEST LAP TIME : 1:21.471		DIFFERENCE : 0.000		
LAP	SECTOR 1	SECTOR 2	LAP TIME	MPH	DIFF	TIME OF DAY
1 -		30.335	1:31.587	77.79	10.116	15:49:20.616
2 -	54.497	30.425	1:24.922	83.89	3.451	15:50:45.538
3 -	53.726	29.155	1:22.881 (3)	85.96	1.410	15:52:08.419
4 -	52.634	28.837	1:21.471 (1)	87.45		15:53:29.890
5 -	52.958	29.342	1:22.300 (2)	86.56	0.829	15:54:52.190
6 -	52.933	30.960	1:23.893	84.92	2.422	15:56:16.083

P14 171 F1		WRIGHT / BAILEY		Yamaha - Stainless Steel Designs Ltd.		
IDEAL LAP TIME : 1:20.563		BEST LAP TIME : 1:20.907		DIFFERENCE : 0.344		
LAP	SECTOR 1	SECTOR 2	LAP TIME	MPH	DIFF	TIME OF DAY
1 -		30.072	1:29.845	79.29	8.938	15:49:18.874
2 -	51.949	44.582	1:36.531	73.80	15.624	15:50:55.405
3 -	52.815	28.614	1:21.429 (2)	87.49	0.522	15:52:16.834
4 -	52.084	28.823	1:20.907 (1)	88.05		15:53:37.741
5 -	52.542	29.312	1:21.854 (3)	87.04	0.947	15:54:59.595
6 -	52.944	29.140	1:22.084	86.79	1.177	15:56:21.679

P15 67 F1		JEFFREY / FIELD		Windle - MJP racing		
IDEAL LAP TIME : 1:23.168		BEST LAP TIME : 1:23.649		DIFFERENCE : 0.481		
LAP	SECTOR 1	SECTOR 2	LAP TIME	MPH	DIFF	TIME OF DAY
1 -		29.253	1:31.748	77.65	8.099	15:49:20.777
2 -	55.145	29.860	1:25.005	83.81	1.356	15:50:45.782
3 -	54.913	29.022	1:23.935 (2)	84.88	0.286	15:52:09.717
4 -	54.146	29.503	1:23.649 (1)	85.17		15:53:33.366
5 -	55.377	29.844	1:25.221	83.60	1.572	15:54:58.587
6 -	55.502	29.174	1:24.676 (3)	84.14	1.027	15:56:23.263

Weather / Track : Cloudy / Dry

Donington Park National
Circuit Length = 1.9790 miles
Start: 15:47 Flag 15:55 End: 15:56

BMCRC - MRO Championships 2020 - Rnd 3 @ Donington Park National

RKB-BMCRC F1 & F2 Sidecars

RACE 18 - SECTOR ANALYSIS



SECTOR 1 = FL to I1, SECTOR 2 = I1 to FL, DIFF = Difference To Personal Best Lap, P = Crossed Finish Line in Pit Lane, D = Time Disallowed

LAP	SECTOR 1	SECTOR 2	LAP TIME	MPH	DIFF	TIME OF DAY
P16 6 F2 BELLABY / GRISTWOOD DDM Suzuki - Gristwood & Toms						
IDEAL LAP TIME : 1:24.296		BEST LAP TIME : 1:24.622		DIFFERENCE : 0.326		
1 -		30.542	1:31.291	78.04	6.669	15:49:20.320
2 -	54.419	30.240	1:24.659 (2)	84.15	0.037	15:50:44.979
3 -	54.745	29.877	1:24.622 (1)	84.19		15:52:09.601
4 -	55.996	30.496	1:26.492	82.37	1.870	15:53:36.093
5 -	55.624	30.377	1:26.001	82.84	1.379	15:55:02.094
6 -	55.088	30.647	1:25.735 (3)	83.10	1.113	15:56:27.829
P17 41 F2 RILEY / SOILLEUX MR Equipe - Finecut Developments						
IDEAL LAP TIME : 1:26.246		BEST LAP TIME : 1:26.912		DIFFERENCE : 0.666		
1 -		30.197	1:33.085	76.53	6.173	15:49:22.114
2 -	59.376	37.486	1:36.862	73.55	9.950	15:50:58.976
3 -	58.877	32.005	1:30.882	78.39	3.970	15:52:29.858
4 -	56.519	30.672	1:27.191 (2)	81.71	0.279	15:53:57.049
5 -	56.049	30.863	1:26.912 (1)	81.97		15:55:23.961
6 -	57.663	30.866	1:28.529 (3)	80.47	1.617	15:56:52.490
P18 167 F2 PETTMAN / ROBINSON Windle Yamaha -						
IDEAL LAP TIME : 1:28.242		BEST LAP TIME : 1:28.506		DIFFERENCE : 0.264		
1 -		33.600	1:37.714	72.91	9.208	15:49:26.743
2 -	57.592	33.543	1:31.135 (3)	78.17	2.629	15:50:57.878
3 -	58.551	32.896	1:31.447	77.91	2.941	15:52:29.325
4 -	58.313	31.294	1:29.607 (2)	79.50	1.101	15:53:58.932
5 -	56.948	31.558	1:28.506 (1)	80.49		15:55:27.438
P19 50 F2 BROWNE / FITZPATRICK Baker Suzuki - www.corries.com						
IDEAL LAP TIME : 1:28.640		BEST LAP TIME : 1:29.237		DIFFERENCE : 0.597		
1 -		31.306	1:38.877	72.05	9.640	15:49:27.906
2 -	58.921	31.936	1:30.857	78.41	1.620	15:50:58.763
3 -	58.717	31.988	1:30.705 (3)	78.54	1.468	15:52:29.468
4 -	59.863	30.518	1:30.381 (2)	78.82	1.144	15:53:59.849
5 -	58.122	31.115	1:29.237 (1)	79.83		15:55:29.086
P20 39 F2 MOORE / SCHOFIELD Ireson Honda - LBS Racing/Team Stannard						
IDEAL LAP TIME : 1:20.653		BEST LAP TIME : 1:21.238		DIFFERENCE : 0.585		
1 -		29.395	1:27.779	81.16	6.541	15:49:16.808
2 -	52.737	28.501	1:21.238 (1)	87.70		15:50:38.046
3 -	54.439	29.471	1:23.910 (3)	84.90	2.672	15:52:01.956
4 -	53.526	28.658	1:22.184 (2)	86.69	0.946	15:53:24.140
5 -	52.152	IN PIT	1:29.509 P	79.59	8.271	15:54:53.649
P21 36 F2 SCHOFIELD / ROSTROM DDM - SRT Motorcycles						
IDEAL LAP TIME : 1:18.639		BEST LAP TIME : 1:18.639		DIFFERENCE : 0.000		
1 -		28.004	1:23.234	85.59	4.595	15:49:12.263
2 -	50.794	27.845	1:18.639 (1)	90.59		15:50:30.902
3 -	51.856	28.007	1:19.863 (2)	89.21	1.224	15:51:50.765

Weather / Track : Cloudy / Dry

Donington Park National
Circuit Length = 1.9790 miles
Start: 15:47 Flag 15:55 End: 15:56

BMCRC - MRO Championships 2020 - Rnd 3 @ Donington Park National

RKB-BMCRC F1 & F2 Sidecars

RACE 18 - BEST SECTORS

SECTOR 1			SECTOR 2			IDEAL / BEST COMPARISON						
POS	NO	NAME	TIME	NO	NAME	TIME	POS	NO	NAME	IDEAL	BEST	DIFF
									PERFECT LAP	1:15.259		
1	51	GILBERT / THOMAS	48.342	93	HOLDEN / LAWRENCE	26.917	1	93	HOLDEN / LAWRENC	1:15.280	1:15.307	0.027
2	93	HOLDEN / LAWRENCE	48.363	51	GILBERT / THOMAS	27.039	2	51	GILBERT / THOMAS	1:15.381	1:15.388	0.007
3	26	ATKINSON / MIDDLETON	49.840	26	ATKINSON / MIDDLETON	27.520	3	26	ATKINSON / MIDDLE	1:17.360	1:17.540	0.180
4	8	ILARIA / SIMS	50.055	8	ILARIA / SIMS	27.591	4	8	ILARIA / SIMS	1:17.646	1:17.720	0.074
5	118	BICKNELL/ ENSOR	50.689	36	SCHOFIELD / ROSTROM	27.845	5	36	SCHOFIELD / ROSTI	1:18.639	1:18.639	0.000
6	13	DIX / PARKER	50.704	73	GOODIER / STONE	28.110	6	13	DIX / PARKER	1:18.876	1:18.876	0.000
7	36	SCHOFIELD / ROSTROM	50.794	13	DIX / PARKER	28.172	7	118	BICKNELL/ ENSOR	1:18.882	1:18.882	0.000
8	73	GOODIER / STONE	51.220	118	BICKNELL/ ENSOR	28.193	8	73	GOODIER / STONE	1:19.330	1:19.626	0.296
9	54	ALTON / BROTHERTON	51.900	39	MOORE / SCHOFIELD	28.501	9	54	ALTON / BROTHERT	1:20.542	1:20.542	0.000
10	171	WRIGHT / BAILEY	51.949	171	WRIGHT / BAILEY	28.614	10	171	WRIGHT / BAILEY	1:20.563	1:20.907	0.344
11	39	MOORE / SCHOFIELD	52.152	54	ALTON / BROTHERTON	28.642	11	39	MOORE / SCHOFIELI	1:20.653	1:21.238	0.585
12	17	THOMAS / JAMES	52.396	31	MUNRO / GEDDES	28.837	12	31	MUNRO / GEDDES	1:21.471	1:21.471	0.000
13	31	MUNRO / GEDDES	52.634	45	COSTELLO / STOKOE	28.896	13	17	THOMAS / JAMES	1:21.553	1:21.846	0.293
14	45	COSTELLO / STOKOE	52.748	67	JEFFREY / FIELD	29.022	14	45	COSTELLO / STOKO	1:21.644	1:22.267	0.623
15	136	S EDWARDS / L EDWARDS	53.022	17	THOMAS / JAMES	29.157	15	136	S EDWARDS / L EDV	1:22.271	1:22.271	0.000
16	964	ANDERSON / LUPTON	53.081	136	S EDWARDS / L EDWARDS	29.249	16	964	ANDERSON / LUPTO	1:22.578	1:22.567	-0.011
17	67	JEFFREY / FIELD	54.146	964	ANDERSON / LUPTON	29.497	17	67	JEFFREY / FIELD	1:23.168	1:23.649	0.481
18	6	BELLABY / GRISTWOOD	54.419	6	BELLABY / GRISTWOOD	29.877	18	6	BELLABY / GRISTWC	1:24.296	1:24.622	0.326
19	41	RILEY / SOILLEUX	56.049	41	RILEY / SOILLEUX	30.197	19	41	RILEY / SOILLEUX	1:26.246	1:26.912	0.666
20	167	PETTMAN / ROBINSON	56.948	50	BROWNE / FITZPATRICK	30.518	20	167	PETTMAN / ROBINS	1:28.242	1:28.506	0.264
21	50	BROWNE / FITZPATRICK	58.122	167	PETTMAN / ROBINSON	31.294	21	50	BROWNE / FITZPATF	1:28.640	1:29.237	0.597

Weather / Track : Cloudy / Dry

Results can be found at www.tsl-timing.com

Donington Park National
 Circuit Length = 1.9790 miles
 Start: 15:47 Flag 15:55 End: 15:56

Printed - 15:58 Sunday, 06 September 2020

BMCRC - MRO Championships 2020 - Rnd 3 @ Donington Park National

RKB-BMCRC F1 & F2 Sidecars

RACE 18 - STATISTICS

Competitors Started 21
Planned Start 2020-09-06 @ 15:41:00.000
Actual Start 2020-09-06 @ 15:47:49.028
Finish Time 2020-09-06 @ 15:55:27.038
Track Length 1.9790mi.
Total Laps 120
Total Distance Covered 237.4880mi.

Session Fastest Lap History

NO	CL	NAME	LAP TIME	TIME OF DAY	LAP	VEHICLE
93	F1	HOLDEN / LAWRENCE	1:15.460	15:50:23.929	2	LCR Suzuki
93	F1	HOLDEN / LAWRENCE	1:15.307	15:52:55.053	4	LCR Suzuki

Session Leader History

NO	CL	NAME	FROM LAP	LAPS LED	DISTANCE	VEHICLE
93	F1	HOLDEN / LAWRENCE	1	6	11.83 miles	LCR Suzuki

Flag History

TYPE	TIME OF DAY
GREEN	15:47:49.028
FINISH	15:55:27.038

Flag Statistics

TYPE	COUNT	TOTAL LAPS	TOTAL TIME
Green	1	6	9:05.606
Red	0	0	0.000
Safety Car	0	0	0.000
FCY	0	0	0.000

BMCRC - MRO Championships 2020 - Rnd 3 @ Donington Park National

RKB-BMCRC F1 & F2 Sidecars

RACE 18 - STATISTICS

CLASS : F1

7 Starters

Fastest Lap History

NO	NAME	LAP TIME	TIME OF DAY	LAP	VEHICLE
93	HOLDEN / LAWRENCE	1:15.460	15:50:23.929	2	LCR Suzuki
93	HOLDEN / LAWRENCE	1:15.307	15:52:55.053	4	LCR Suzuki

Leader History

NO	NAME	FROM LAP	LAPS LED	DISTANCE	VEHICLE
93	HOLDEN / LAWRENCE	1	6	11.83 miles	LCR Suzuki

BMCRC - MRO Championships 2020 - Rnd 3 @ Donington Park National

RKB-BMCRC F1 & F2 Sidecars

RACE 18 - STATISTICS

CLASS : F2

14 Starters

Fastest Lap History

NO	NAME	LAP TIME	TIME OF DAY	LAP	VEHICLE
8	ILARIA / SIMS	1:17.813	15:50:28.844	2	
8	ILARIA / SIMS	1:17.720	15:51:46.565	3	
26	ATKINSON / MIDDLETON	1:17.559	15:53:17.521	4	Bellas
26	ATKINSON / MIDDLETON	1:17.540	15:54:35.062	5	Bellas

Leader History

NO	NAME	FROM LAP	LAPS LED	DISTANCE	VEHICLE
8	ILARIA / SIMS	1	6	11.83 miles	

BMCRC-MRO Championships 2020



**BMCRC THUNDERBIKE EXTREME &
TBR PERFORMANCE ULTRA**
Supported by Steve Jordan Motorcycles

Donington Park National Circuit

5th / 6th September 2020



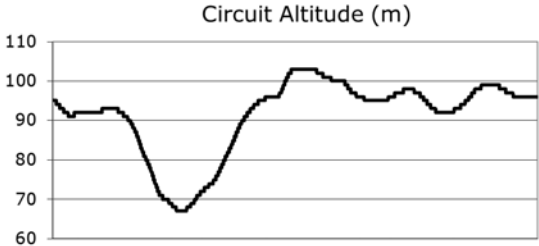
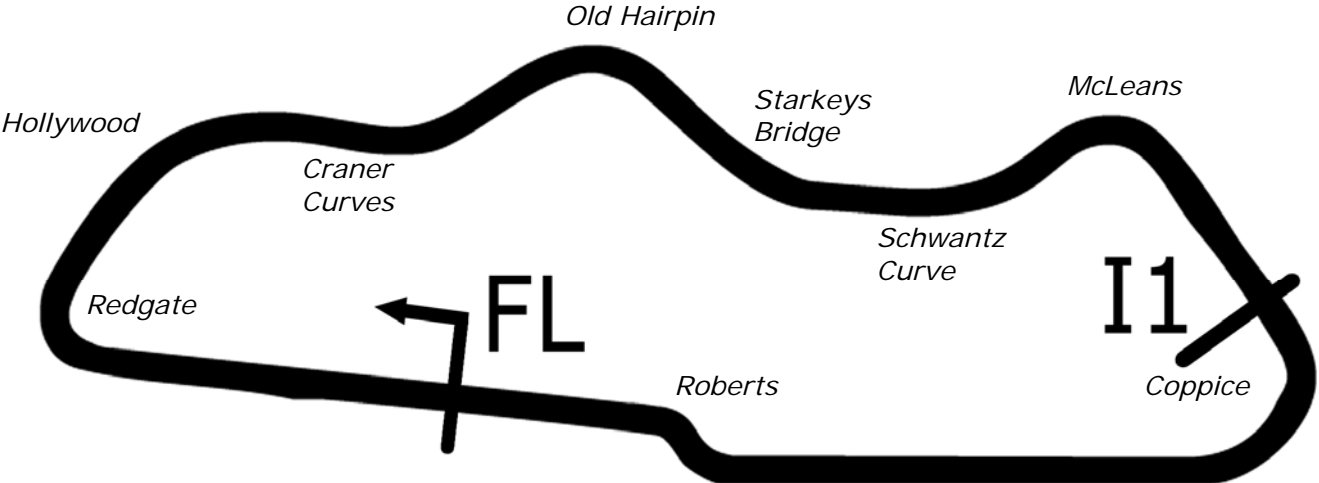
Results Provided by Timing Solutions Ltd
www.tsl-timing.com

Donington Park National



SPORTS TIMING

TIMING SOLUTIONS LTD



Length	1.9790 miles	3185.0 m	
FL		52.82971 N	1.37867 W
I1	2096m	52.82978 N	1.36508 W
Pit Entry	3100m	52.82951 N	1.37832 W
Pit Exit	229m after FL	52.82996 N	1.38205 W
Pit Entry–Pit Exit 256m, 15.3s @60kph, 11.5s @80kph			

All results available at www.tsl-timing.com

BMCRC - MRO Championships 2020 - Rnd 3 @ Donington Park National

BMCRC Thunderbike Extreme & Ultra / L&W Contractors Rookie 1000

QUALIFYING - CLASSIFICATION



POS	NO	CL	PIC NAME	ENTRY	TIME	ON	LAPS	GAP	DIFF	MPH
1	710	R1000	1 James CRAWSHAW	Honda FIREBLADE -	1:13.467	9	10			96.97
2	71	U	1 Ritchie THORNTON	Kawasaki ZX7R - Team 71	1:14.191	9	9	0.724	0.724	96.03
3	275	U	2 Mark WILBY	Suzuki GSXR1000 -	1:15.090	4	9	1.623	0.899	94.88
4	143	U	3 Steve PALMER	Suzuki GSXR1000 K6 - K6/Mk1 Transit racing	1:15.178	8	9	1.711	0.088	94.77
5	33	R1000	2 Tony FOUNTAIN	Yamaha R1 -	1:15.261	9	9	1.794	0.083	94.66
6	100	R1000	3 Kenny FRETWELL	Suzuki GSXR 1000 -	1:15.500	5	10	2.033	0.239	94.36
7	5	U	4 Stacey KILLWORTH	Suzuki GSXR 1000 - BK/Evers	1:15.756	8	9	2.289	0.256	94.04
8	64	U	5 Barry CHAMBERLAIN	Suzuki GSXR1000 - Airsys.co.uk	1:15.826	9	9	2.359	0.070	93.96
9	10	R1000	4 Matthew DENT	Yamaha R1 - Chiswick Honda	1:16.068	8	9	2.601	0.242	93.66
10	24	R1000	5 Steve THOMPSON	-	1:16.690	4	5	3.223	0.622	92.90
11	102	U	6 James FEARN	Suzuki GSXR1000 -	1:16.939	6	9	3.472	0.249	92.60
12	41	U	7 David ABRAHAM	Yamaha R1 - Cambridge Motorcycles	1:17.022	6	9	3.555	0.083	92.50
13	29	U	8 Cecil DINSMORE	Suzuki GSXR 1000 - KnC Motorsport	1:17.190	7	9	3.723	0.168	92.30
14	258	E	1 Ande FRIEND	Aprilia RSVR - Flying colours Motorcycle Training	1:17.391	8	9	3.924	0.201	92.06
15	17	U	9 Jordan KILLWORTH	Kawasaki ZX-10R -	1:17.471	9	9	4.004	0.080	91.96
16	78	U	10 Jamie THOMAS	Suzuki GSXR 1000 - Team RubyRacing	1:17.761	7	8	4.294	0.290	91.62
17	1	E	2 Andrew SAUNDERS	Suzuki GSXR - SDC PERFORMANCE	1:17.778	5	8	4.311	0.017	91.60
18	619	R1000	6 Keith DOOLAN	Kawasaki ZX10R - Quinton contracts	1:18.034	7	9	4.567	0.256	91.30
19	303	U	11 Adam NORTON	Honda CBR1000RR - NRC	1:18.053	9	9	4.586	0.019	91.27
20	123	R1000	7 James VINCER	Yamaha YZFR1 -	1:18.135	7	9	4.668	0.082	91.18
21	961	E	3 Jack SIM	Yamaha R6 - ALLIUM by David stead Landscapes / Platf	1:18.334	8	9	4.867	0.199	90.95
22	60	U	12 Liam McCARTER	Yamaha R1 -	1:18.542	2	2	5.075	0.208	90.71
23	93	R1000	8 Tony BOTTO	Suzuki GSXR 1000 K8 - TB Motorcycles	1:18.581	8	9	5.114	0.039	90.66
24	47	R1000	9 Jak BRAYER	Suzuki GSX-R1000 -	1:18.877	6	7	5.410	0.296	90.32
25	90	E	4 Edward WATSON	Yamaha R6 - Motorsportdays.com TEA Time Racing	1:18.905	9	9	5.438	0.028	90.29
26	11	U	13 Josh HARVEY	Yamaha R1 - NR Racing	1:19.286	5	6	5.819	0.381	89.86
27	77	E	5 David MAY	Suzuki GSXR 750 K1 - ELP Racing	1:19.614	4	9	6.147	0.328	89.48
28	129	E	6 Derek CRIPPS	Yamaha R1 - Kelly Cripps	1:20.012	5	8	6.545	0.398	89.04
29	50	R1000	10 David BLACKWELL	Suzuki GSXR 750 - TTS5 Ltd	1:20.339	5	8	6.872	0.327	88.68
30	86	R1000	11 Frederico LOPES	Yamaha R1 - FLR Procurement Ltd	1:20.567	8	9	7.100	0.228	88.43
31	160	R1000	12 Andrew STERLING	BMW S1000RR - Hookup-solutions	1:21.095	5	9	7.628	0.528	87.85
32	86	E	7 Stuart BRADBURY	Yamaha R6 -	1:21.672	8	8	8.205	0.577	87.23
33	110	R1000	13 Michael CLARKE	Honda CBR - BIKEBASE.ltd	1:21.827	8	8	8.360	0.155	87.06
34	6	E	8 Andrew FIRTH	Yamaha YZF-R1 - LTRmotorcycles.co.uk	1:22.200	8	9	8.733	0.373	86.67
35	777	E	9 Michael CLIFFORD	Yamaha R1 - Sunnyside Racing	1:22.250	8	8	8.783	0.050	86.62
36	3	E	10 Tom BARRETT	Honda RS250 - RGV Workshop	1:22.559	8	8	9.092	0.309	86.29
37	119	E	11 Simon HEALEY	Yamaha R1 - Popular Tyres Limited	1:22.620	9	9	9.153	0.061	86.23
38	171	E	12 Daniel GIBBS	Suzuki GSXR 750 Y - Thomas Racing	1:24.129	8	8	10.662	1.509	84.68
39	222	R1000	14 Phil ROOKE	Honda CBR1000RR - Clearway Traffic Sol.	1:25.286	3	7	11.819	1.157	83.53
40	44	E	13 Tony PARKER	Yamaha R1 - Emerald Elevators/PriceLess Copiers	1:25.361	6	8	11.894	0.075	83.46
41	46	E	14 Adrian DRAPER	Suzuki GSXR 750 - droopy racing uk	1:26.359	2	8	12.892	0.998	82.50
42	24	E	15 Mark REYNOLDS	Aprilia MILLE -	1:26.678	8	8	13.211	0.319	82.19
43	35	E	16 Stephen HARVEY	Yamaha YZF R1 -	1:26.968	4	8	13.501	0.290	81.92
44	180	R1000	15 Mark OVEL	Yamaha YZFR1 -	1:27.149	3	8	13.682	0.181	81.75
45	115	U	14 Albert WILLISHER	Suzuki GSXR 1000 - willsher machinery ltd	1:27.158	7	8	13.691	0.009	81.74
46	186	E	17 Stephen WILKINSON	Honda CBR 600 F -	1:27.835	8	8	14.368	0.677	81.11
47	45	R1000	16 Glenn SMITH	Kawasaki ZX10R -	1:28.726	7	8	15.259	0.891	80.29
48	58	R1000	17 Ian McLEOD	Honda CBR1000RR - ISM Motorsport	1:29.060	7	8	15.593	0.334	79.99
49	88	E	18 George PRINOS	Ducati 996 - KAPPA PLANNING LTD	1:30.938	7	7	17.471	1.878	78.34

Donington Park National
Circuit Length = 1.9790 miles
Start: 09:15 Flag 09:27 End: 09:29

Weather / Track : Cloudy / Dry

These results are provisional until the conclusion of any judicial and technical matters.

Clerk Of Course :	Steward :	Timekeeper :
-------------------	-----------	--------------

Results can be found at www.tsl-timing.com

Printed - 09:30 Saturday, 05 September 2020



BMCRC - MRO Championships 2020 - Rnd 3 @ Donington Park National

BMCRC Thunderbike Extreme & Ultra / L&W Contractors Rookie 1000

QUALIFYING - SECTOR ANALYSIS



SECTOR 1 = FL to I1, SECTOR 2 = I1 to FL, DIFF = Difference To Personal Best Lap, P = Crossed Finish Line in Pit Lane, D = Time Disallowed

P1 710 R1000 James CRAWSHAW			Honda FIREBLADE -			
IDEAL LAP TIME : 1:13.436		BEST LAP TIME : 1:13.467		DIFFERENCE : 0.031		
LAP	SECTOR 1	SECTOR 2	LAP TIME	MPH	DIFF	TIME OF DAY
1 -	52.391	27.130	1:19.521	89.59	6.054	09:17:43.702
2 -	49.023	25.959	1:14.982	95.01	1.515	09:18:58.684
3 -	48.101	25.647	1:13.748 (2)	96.60	0.281	09:20:12.432
4 -	49.109	25.728	1:14.837	95.20	1.370	09:21:27.269
5 -	48.608	25.472	1:14.080	96.17	0.613	09:22:41.349
6 -	50.227	26.751	1:16.978	92.55	3.511	09:23:58.327
7 -	48.022	26.308	1:14.330	95.85	0.863	09:25:12.657
8 -	48.048	25.916	1:13.964 (3)	96.32	0.497	09:26:26.621
9 -	47.964	25.503	1:13.467 (1)	96.97		09:27:40.088
10 -	49.425	27.547	1:16.972	92.56	3.505	09:28:57.060

P2 71 U Ritchie THORNTON			Kawasaki ZX7R - Team 71			
IDEAL LAP TIME : 1:14.191		BEST LAP TIME : 1:14.191		DIFFERENCE : 0.000		
LAP	SECTOR 1	SECTOR 2	LAP TIME	MPH	DIFF	TIME OF DAY
1 -	55.020	29.312	1:24.332	84.48	10.141	09:18:17.278
2 -	50.135	26.802	1:16.937	92.60	2.746	09:19:34.215
3 -	53.736	26.284	1:20.020	89.03	5.829	09:20:54.235
4 -	50.672	26.678	1:17.350	92.10	3.159	09:22:11.585
5 -	48.625	26.287	1:14.912 (2)	95.10	0.721	09:23:26.497
6 -	48.703	26.918	1:15.621	94.21	1.430	09:24:42.118
7 -	48.465	26.911	1:15.376 (3)	94.52	1.185	09:25:57.494
8 -	50.862	26.672	1:17.534	91.89	3.343	09:27:15.028
9 -	48.012	26.179	1:14.191 (1)	96.03		09:28:29.219

P3 275 U Mark WILBY			Suzuki GSXR1000 -			
IDEAL LAP TIME : 1:15.000		BEST LAP TIME : 1:15.090		DIFFERENCE : 0.090		
LAP	SECTOR 1	SECTOR 2	LAP TIME	MPH	DIFF	TIME OF DAY
1 -	56.043	28.423	1:24.466	84.34	9.376	09:17:54.696
2 -	55.116	27.382	1:22.498	86.36	7.408	09:19:17.194
3 -	50.649	27.071	1:17.720	91.67	2.630	09:20:34.914
4 -	48.994	26.096	1:15.090 (1)	94.88		09:21:50.004
5 -	49.203	26.935	1:16.138	93.57	1.048	09:23:06.142
6 -	51.661	27.012	1:18.673	90.56	3.583	09:24:24.815
7 -	49.756	26.184	1:15.940 (2)	93.81	0.850	09:25:40.755
8 -	49.386	27.086	1:16.472	93.16	1.382	09:26:57.227
9 -	50.019	26.006	1:16.025 (3)	93.71	0.935	09:28:13.252

P4 143 U Steve PALMER			Suzuki GSXR1000 K6 - K6/Mk1 Transit racing			
IDEAL LAP TIME : 1:15.178		BEST LAP TIME : 1:15.178		DIFFERENCE : 0.000		
LAP	SECTOR 1	SECTOR 2	LAP TIME	MPH	DIFF	TIME OF DAY
1 -	59.593	30.433	1:30.026	79.13	14.848	09:18:37.647
2 -	54.446	28.490	1:22.936	85.90	7.758	09:20:00.583
3 -	51.559	27.124	1:18.683	90.54	3.505	09:21:19.266
4 -	50.557	27.039	1:17.596 (2)	91.81	2.418	09:22:36.862
5 -	53.797	27.704	1:21.501	87.41	6.323	09:23:58.363
6 -	50.231	27.815	1:18.046 (3)	91.28	2.868	09:25:16.409
7 -	52.084	27.673	1:19.757	89.32	4.579	09:26:36.166
8 -	49.390	25.788	1:15.178 (1)	94.77		09:27:51.344
9 -	52.398	29.288	1:21.686	87.21	6.508	09:29:13.030

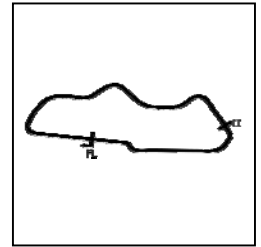
Weather / Track : Cloudy / Dry

Donington Park National
Circuit Length = 1.9790 miles
Start: 09:15 Flag 09:27 End: 09:29

BMCRC - MRO Championships 2020 - Rnd 3 @ Donington Park National

BMCRC Thunderbike Extreme & Ultra / L&W Contractors Rookie 1000

QUALIFYING - SECTOR ANALYSIS



SECTOR 1 = FL to I1, SECTOR 2 = I1 to FL, DIFF = Difference To Personal Best Lap, P = Crossed Finish Line in Pit Lane, D = Time Disallowed

P5 33 R1000 Tony FOUNTAIN			Yamaha R1 -			
IDEAL LAP TIME : 1:14.693		BEST LAP TIME : 1:15.261		DIFFERENCE : 0.568		
LAP	SECTOR 1	SECTOR 2	LAP TIME	MPH	DIFF	TIME OF DAY
1 -	52.548	27.461	1:20.009	89.04	4.748	09:17:43.725
2 -	50.627	26.699	1:17.326	92.13	2.065	09:19:01.051
3 -	48.980	26.315	1:15.295 (2)	94.62	0.034	09:20:16.346
4 -	49.773	26.548	1:16.321	93.35	1.060	09:21:32.667
5 -	51.932	27.112	1:19.044	90.13	3.783	09:22:51.711
6 -	49.528	26.185	1:15.713 (3)	94.10	0.452	09:24:07.424
7 -	50.075	26.165	1:16.240	93.45	0.979	09:25:23.664
8 -	50.434	26.616	1:17.050	92.46	1.789	09:26:40.714
9 -	49.548	25.713	1:15.261 (1)	94.66		09:27:55.975

P6 100 R1000 Kenny FRETWELL			Suzuki GSXR 1000 -			
IDEAL LAP TIME : 1:15.332		BEST LAP TIME : 1:15.500		DIFFERENCE : 0.168		
LAP	SECTOR 1	SECTOR 2	LAP TIME	MPH	DIFF	TIME OF DAY
1 -	52.770	27.320	1:20.090	88.95	4.590	09:17:34.208
2 -	50.777	26.533	1:17.310	92.15	1.810	09:18:51.518
3 -	49.975	27.023	1:16.998	92.53	1.498	09:20:08.516
4 -	50.195	26.172	1:16.367	93.29	0.867	09:21:24.883
5 -	49.287	26.213	1:15.500 (1)	94.36		09:22:40.383
6 -	51.028	27.556	1:18.584	90.66	3.084	09:23:58.967
7 -	50.065	26.933	1:16.998	92.53	1.498	09:25:15.965
8 -	49.219	26.445	1:15.664 (2)	94.16	0.164	09:26:31.629
9 -	49.739	26.958	1:16.697	92.89	1.197	09:27:48.326
10 -	49.862	26.113	1:15.975 (3)	93.77	0.475	09:29:04.301

P7 5 U Stacey KILLWORTH			Suzuki GSXR 1000 - BK/Everns			
IDEAL LAP TIME : 1:15.023		BEST LAP TIME : 1:15.756		DIFFERENCE : 0.733		
LAP	SECTOR 1	SECTOR 2	LAP TIME	MPH	DIFF	TIME OF DAY
1 -	57.572	28.588	1:26.160	82.69	10.404	09:18:04.965
2 -	51.615	27.331	1:18.946	90.24	3.190	09:19:23.911
3 -	49.706	26.601	1:16.307 (2)	93.36	0.551	09:20:40.218
4 -	49.945	27.513	1:17.458 (3)	91.98	1.702	09:21:57.676
5 -	49.879	28.098	1:17.977	91.36	2.221	09:23:15.653
6 -	50.326	27.324	1:17.650	91.75	1.894	09:24:33.303
7 -	50.111	27.499	1:17.610	91.80	1.854	09:25:50.913
8 -	48.422	27.334	1:15.756 (1)	94.04		09:27:06.669
9 -	50.939	27.456	1:18.395	90.88	2.639	09:28:25.064

P8 64 U Barry CHAMBERLAIN			Suzuki GSXR1000 - Airsys.co.uk			
IDEAL LAP TIME : 1:15.308		BEST LAP TIME : 1:15.826		DIFFERENCE : 0.518		
LAP	SECTOR 1	SECTOR 2	LAP TIME	MPH	DIFF	TIME OF DAY
1 -	55.436	28.662	1:24.098	84.71	8.272	09:18:18.397
2 -	51.123	27.170	1:18.293	90.99	2.467	09:19:36.690
3 -	51.819	26.778	1:18.597	90.64	2.771	09:20:55.287
4 -	50.500	26.312	1:16.812	92.75	0.986	09:22:12.099
5 -	50.305	27.734	1:18.039	91.29	2.213	09:23:30.138
6 -	49.804	26.629	1:16.433 (2)	93.21	0.607	09:24:46.571
7 -	51.450	27.539	1:18.989	90.19	3.163	09:26:05.560
8 -	49.448	27.074	1:16.522 (3)	93.10	0.696	09:27:22.082
9 -	48.996	26.830	1:15.826 (1)	93.96		09:28:37.908

Weather / Track : Cloudy / Dry

Donington Park National
Circuit Length = 1.9790 miles
Start: 09:15 Flag 09:27 End: 09:29

BMCRC - MRO Championships 2020 - Rnd 3 @ Donington Park National

BMCRC Thunderbike Extreme & Ultra / L&W Contractors Rookie 1000

QUALIFYING - SECTOR ANALYSIS



SECTOR 1 = FL to I1, SECTOR 2 = I1 to FL, DIFF = Difference To Personal Best Lap, P = Crossed Finish Line in Pit Lane, D = Time Disallowed

P9 10 R1000 Matthew DENT			Yamaha R1 - Chiswick Honda			
IDEAL LAP TIME : 1:16.068		BEST LAP TIME : 1:16.068		DIFFERENCE : 0.000		
LAP	SECTOR 1	SECTOR 2	LAP TIME	MPH	DIFF	TIME OF DAY
1 -	58.613	32.720	1:31.333	78.00	15.265	09:18:25.944
2 -	51.310	27.815	1:19.125	90.04	3.057	09:19:45.069
3 -	51.703	27.429	1:19.132	90.03	3.064	09:21:04.201
4 -	55.964	28.416	1:24.380	84.43	8.312	09:22:28.581
5 -	50.137	27.042	1:17.179 (2)	92.31	1.111	09:23:45.760
6 -	53.511	27.756	1:21.267	87.66	5.199	09:25:07.027
7 -	50.332	27.297	1:17.629	91.77	1.561	09:26:24.656
8 -	49.111	26.957	1:16.068 (1)	93.66		09:27:40.724
9 -	49.891	27.338	1:17.229 (3)	92.25	1.161	09:28:57.953

P10 24 R1000 Steve THOMPSON			-			
IDEAL LAP TIME : 1:16.316		BEST LAP TIME : 1:16.690		DIFFERENCE : 0.374		
LAP	SECTOR 1	SECTOR 2	LAP TIME	MPH	DIFF	TIME OF DAY
1 -	56.413	28.451	1:24.864	83.95	8.174	09:18:46.832
2 -	54.720	28.620	1:23.340 (3)	85.48	6.650	09:20:10.172
3 -	51.012	26.959	1:17.971 (2)	91.37	1.281	09:21:28.143
4 -	50.291	26.399	1:16.690 (1)	92.90		09:22:44.833
5 -	49.917	IN PIT	1:33.213 P	76.43	16.523	09:24:18.046

P11 102 U James FEARN			Suzuki GSXR1000 -			
IDEAL LAP TIME : 1:16.939		BEST LAP TIME : 1:16.939		DIFFERENCE : 0.000		
LAP	SECTOR 1	SECTOR 2	LAP TIME	MPH	DIFF	TIME OF DAY
1 -	59.497	28.072	1:27.569	81.36	10.630	09:18:11.878
2 -	51.463	27.497	1:18.960	90.23	2.021	09:19:30.838
3 -	53.572	27.084	1:20.656	88.33	3.717	09:20:51.494
4 -	51.968	27.899	1:19.867	89.20	2.928	09:22:11.361
5 -	50.786	27.343	1:18.129 (3)	91.19	1.190	09:23:29.490
6 -	50.216	26.723	1:16.939 (1)	92.60		09:24:46.429
7 -	51.299	27.761	1:19.060	90.11	2.121	09:26:05.489
8 -	50.613	28.643	1:19.256	89.89	2.317	09:27:24.745
9 -	50.460	26.981	1:17.441 (2)	92.00	0.502	09:28:42.186

P12 41 U David ABRAHAM			Yamaha R1 - Cambridge Motorcycles			
IDEAL LAP TIME : 1:16.436		BEST LAP TIME : 1:17.022		DIFFERENCE : 0.586		
LAP	SECTOR 1	SECTOR 2	LAP TIME	MPH	DIFF	TIME OF DAY
1 -	58.107	28.913	1:27.020	81.87	9.998	09:18:10.772
2 -	52.051	27.423	1:19.474	89.64	2.452	09:19:30.246
3 -	53.100	26.937	1:20.037	89.01	3.015	09:20:50.283
4 -	51.461	27.331	1:18.792	90.42	1.770	09:22:09.075
5 -	51.156	26.973	1:18.129	91.19	1.107	09:23:27.204
6 -	50.461	26.561	1:17.022 (1)	92.50		09:24:44.226
7 -	50.917	26.802	1:17.719 (3)	91.67	0.697	09:26:01.945
8 -	51.230	27.212	1:18.442	90.82	1.420	09:27:20.387
9 -	49.875	27.176	1:17.051 (2)	92.46	0.029	09:28:37.438

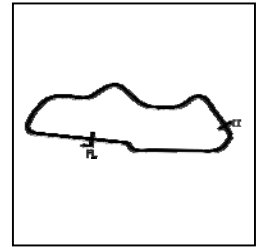
Weather / Track : Cloudy / Dry

Donington Park National
Circuit Length = 1.9790 miles
Start: 09:15 Flag 09:27 End: 09:29

BMCRC - MRO Championships 2020 - Rnd 3 @ Donington Park National

BMCRC Thunderbike Extreme & Ultra / L&W Contractors Rookie 1000

QUALIFYING - SECTOR ANALYSIS



SECTOR 1 = FL to I1, SECTOR 2 = I1 to FL, DIFF = Difference To Personal Best Lap, P = Crossed Finish Line in Pit Lane, D = Time Disallowed

P13 29 U Cecil DINSMORE			Suzuki GSXR 1000 - KnC Motorsport			
IDEAL LAP TIME : 1:16.958		BEST LAP TIME : 1:17.190	DIFFERENCE : 0.232			
LAP	SECTOR 1	SECTOR 2	LAP TIME	MPH	DIFF	TIME OF DAY
1 -	59.417	28.890	1:28.307	80.68	11.117	09:17:49.244
2 -	53.448	27.977	1:21.425	87.49	4.235	09:19:10.669
3 -	51.550	27.649	1:19.199	89.95	2.009	09:20:29.868
4 -	51.036	27.777	1:18.813	90.39	1.623	09:21:48.681
5 -	49.783	27.410	1:17.193 (2)	92.29	0.003	09:23:05.874
6 -	52.150	27.825	1:19.975	89.08	2.785	09:24:25.849
7 -	50.015	27.175	1:17.190 (1)	92.30		09:25:43.039
8 -	49.986	28.097	1:18.083 (3)	91.24	0.893	09:27:01.122
9 -	51.252	IN PIT	1:27.078 P	81.81	9.888	09:28:28.200

P14 258 E Ande FRIEND			Aprilia RSVR - Flying colours Motorcycle Training			
IDEAL LAP TIME : 1:17.391		BEST LAP TIME : 1:17.391	DIFFERENCE : 0.000			
LAP	SECTOR 1	SECTOR 2	LAP TIME	MPH	DIFF	TIME OF DAY
1 -	1:00.956	30.529	1:31.485	77.87	14.094	09:18:12.748
2 -	53.637	28.885	1:22.522	86.33	5.131	09:19:35.270
3 -	54.165	28.719	1:22.884	85.95	5.493	09:20:58.154
4 -	50.963	27.788	1:18.751 (3)	90.47	1.360	09:22:16.905
5 -	54.105	28.757	1:22.862	85.98	5.471	09:23:39.767
6 -	53.919	28.717	1:22.636	86.21	5.245	09:25:02.403
7 -	51.945	27.476	1:19.421	89.70	2.030	09:26:21.824
8 -	50.243	27.148	1:17.391 (1)	92.06		09:27:39.215
9 -	50.366	27.287	1:17.653 (2)	91.74	0.262	09:28:56.868

P15 17 U Jordan KILLWORTH			Kawasaki ZX-10R -			
IDEAL LAP TIME : 1:17.471		BEST LAP TIME : 1:17.471	DIFFERENCE : 0.000			
LAP	SECTOR 1	SECTOR 2	LAP TIME	MPH	DIFF	TIME OF DAY
1 -	59.931	29.821	1:29.752	79.38	12.281	09:17:45.621
2 -	54.588	27.774	1:22.362	86.50	4.891	09:19:07.983
3 -	53.585	27.504	1:21.089	87.86	3.618	09:20:29.072
4 -	51.441	28.880	1:20.321 (3)	88.70	2.850	09:21:49.393
5 -	51.751	27.914	1:19.665 (2)	89.43	2.194	09:23:09.058
6 -	51.963	28.695	1:20.658	88.33	3.187	09:24:29.716
7 -	53.964	28.524	1:22.488	86.37	5.017	09:25:52.204
8 -	52.416	28.008	1:20.424	88.58	2.953	09:27:12.628
9 -	50.504	26.967	1:17.471 (1)	91.96		09:28:30.099

P16 78 U Jamie THOMAS			Suzuki GSXR 1000 - Team RubyRacing			
IDEAL LAP TIME : 1:17.123		BEST LAP TIME : 1:17.761	DIFFERENCE : 0.638			
LAP	SECTOR 1	SECTOR 2	LAP TIME	MPH	DIFF	TIME OF DAY
1 -	55.447	28.566	1:24.013	84.80	6.252	09:18:01.650
2 -	54.323	27.417	1:21.740	87.16	3.979	09:19:23.390
3 -	52.072	27.000	1:19.072 (3)	90.10	1.311	09:20:42.462
4 -	50.152	27.712	1:17.864 (2)	91.50	0.103	09:22:00.326
5 -	50.526	IN PIT	1:23.311 P	85.51	5.550	09:23:23.637
6 -	OUTLAP	28.638	2:05.397	56.81	47.636	09:25:29.034
7 -	50.123	27.638	1:17.761 (1)	91.62		09:26:46.795
8 -	52.518	28.389	1:20.907	88.05	3.146	09:28:07.702

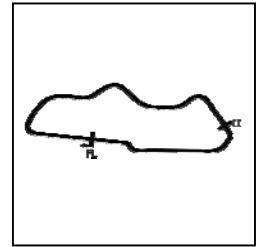
Weather / Track : Cloudy / Dry

Donington Park National
Circuit Length = 1.9790 miles
Start: 09:15 Flag 09:27 End: 09:29

BMCRC - MRO Championships 2020 - Rnd 3 @ Donington Park National

BMCRC Thunderbike Extreme & Ultra / L&W Contractors Rookie 1000

QUALIFYING - SECTOR ANALYSIS



SECTOR 1 = FL to I1, SECTOR 2 = I1 to FL, DIFF = Difference To Personal Best Lap, P = Crossed Finish Line in Pit Lane, D = Time Disallowed

P17 1 E Andrew SAUNDERS			Suzuki GSXR - SDC PERFORMANCE			
IDEAL LAP TIME : 1:17.284		BEST LAP TIME : 1:17.778		DIFFERENCE : 0.494		
LAP	SECTOR 1	SECTOR 2	LAP TIME	MPH	DIFF	TIME OF DAY
1 -	58.786	30.286	1:29.072	79.98	11.294	09:17:55.368
2 -	54.816	28.153	1:22.969	85.87	5.191	09:19:18.337
3 -	52.132	28.505	1:20.637	88.35	2.859	09:20:38.974
4 -	51.008	27.464	1:18.472 (3)	90.79	0.694	09:21:57.446
5 -	49.820	27.958	1:17.778 (1)	91.60		09:23:15.224
6 -	50.424	27.747	1:18.171 (2)	91.14	0.393	09:24:33.395
7 -	52.547	29.729	1:22.276	86.59	4.498	09:25:55.671
8 -	56.846	IN PIT	1:35.182 P	74.85	17.404	09:27:30.853

P18 619 R1000 Keith DOOLAN			Kawasaki ZX10R - Quinton contracts			
IDEAL LAP TIME : 1:18.034		BEST LAP TIME : 1:18.034		DIFFERENCE : 0.000		
LAP	SECTOR 1	SECTOR 2	LAP TIME	MPH	DIFF	TIME OF DAY
1 -	56.561	29.412	1:25.973	82.87	7.939	09:17:42.681
2 -	52.338	28.727	1:21.065	87.88	3.031	09:19:03.746
3 -	52.360	28.180	1:20.540	88.46	2.506	09:20:24.286
4 -	52.013	27.355	1:19.368	89.76	1.334	09:21:43.654
5 -	52.643	28.517	1:21.160	87.78	3.126	09:23:04.814
6 -	52.214	27.701	1:19.915	89.15	1.881	09:24:24.729
7 -	50.834	27.200	1:18.034 (1)	91.30		09:25:42.763
8 -	50.967	27.649	1:18.616 (2)	90.62	0.582	09:27:01.379
9 -	51.770	27.408	1:19.178 (3)	89.98	1.144	09:28:20.557

P19 303 U Adam NORTON			Honda CBR1000RR - NRC			
IDEAL LAP TIME : 1:17.807		BEST LAP TIME : 1:18.053		DIFFERENCE : 0.246		
LAP	SECTOR 1	SECTOR 2	LAP TIME	MPH	DIFF	TIME OF DAY
1 -	1:05.346	32.613	1:37.959	72.73	19.906	09:18:19.904
2 -	56.844	30.154	1:26.998	81.89	8.945	09:19:46.902
3 -	54.265	28.839	1:23.104	85.73	5.051	09:21:10.006
4 -	51.429	28.089	1:19.518	89.59	1.465	09:22:29.524
5 -	51.804	27.248	1:19.052 (3)	90.12	0.999	09:23:48.576
6 -	51.871	27.648	1:19.519	89.59	1.466	09:25:08.095
7 -	50.828	27.948	1:18.776 (2)	90.44	0.723	09:26:26.871
8 -	52.728	27.668	1:20.396	88.61	2.343	09:27:47.267
9 -	50.559	27.494	1:18.053 (1)	91.27		09:29:05.320

P20 123 R1000 James VINCER			Yamaha YZFR1 -			
IDEAL LAP TIME : 1:18.075		BEST LAP TIME : 1:18.135		DIFFERENCE : 0.060		
LAP	SECTOR 1	SECTOR 2	LAP TIME	MPH	DIFF	TIME OF DAY
1 -	1:02.064	31.982	1:34.046	75.75	15.911	09:18:20.064
2 -	56.935	29.298	1:26.233	82.62	8.098	09:19:46.297
3 -	52.411	27.628	1:20.039	89.01	1.904	09:21:06.336
4 -	53.424	29.313	1:22.737	86.11	4.602	09:22:29.073
5 -	51.953	27.904	1:19.857	89.21	1.722	09:23:48.930
6 -	52.764	27.942	1:20.706	88.27	2.571	09:25:09.636
7 -	50.921	27.214	1:18.135 (1)	91.18		09:26:27.771
8 -	52.701	27.154	1:19.855 (3)	89.21	1.720	09:27:47.626
9 -	51.284	27.155	1:18.439 (2)	90.83	0.304	09:29:06.065

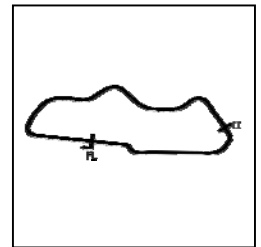
Weather / Track : Cloudy / Dry

Donington Park National
Circuit Length = 1.9790 miles
Start: 09:15 Flag 09:27 End: 09:29

BMCRC - MRO Championships 2020 - Rnd 3 @ Donington Park National

BMCRC Thunderbike Extreme & Ultra / L&W Contractors Rookie 1000

QUALIFYING - SECTOR ANALYSIS



SECTOR 1 = FL to I1, SECTOR 2 = I1 to FL, DIFF = Difference To Personal Best Lap, P = Crossed Finish Line in Pit Lane, D = Time Disallowed

P21 961 E Jack SIM		Yamaha R6 - ALLIUM by David stead Landscapes / Platform Lifi				
IDEAL LAP TIME : 1:17.917		BEST LAP TIME : 1:18.334		DIFFERENCE : 0.417		
LAP	SECTOR 1	SECTOR 2	LAP TIME	MPH	DIFF	TIME OF DAY
1 -	57.683	29.425	1:27.108	81.79	8.774	09:17:41.256
2 -	53.686	28.869	1:22.555	86.30	4.221	09:19:03.811
3 -	52.227	27.827	1:20.054	88.99	1.720	09:20:23.865
4 -	51.971	27.505	1:19.476 (3)	89.64	1.142	09:21:43.341
5 -	52.732	28.597	1:21.329	87.60	2.995	09:23:04.670
6 -	52.865	27.899	1:20.764	88.21	2.430	09:24:25.434
7 -	54.443	28.135	1:22.578	86.27	4.244	09:25:48.012
8 -	50.439	27.895	1:18.334 (1)	90.95		09:27:06.346
9 -	51.062	27.478	1:18.540 (2)	90.71	0.206	09:28:24.886

P22 60 U Liam McCARTER		Yamaha R1 -				
IDEAL LAP TIME : 1:18.542		BEST LAP TIME : 1:18.542		DIFFERENCE : 0.000		
LAP	SECTOR 1	SECTOR 2	LAP TIME	MPH	DIFF	TIME OF DAY
1 -	OUTLAP	28.345	1:42.207	69.70	23.665	09:27:31.616
2 -	50.717	27.825	1:18.542 (1)	90.71		09:28:50.158

P23 93 R1000 Tony BOTTO		Suzuki GSXR 1000 K8 - TB Motorcycles				
IDEAL LAP TIME : 1:18.581		BEST LAP TIME : 1:18.581		DIFFERENCE : 0.000		
LAP	SECTOR 1	SECTOR 2	LAP TIME	MPH	DIFF	TIME OF DAY
1 -	1:00.350	29.896	1:30.246	78.94	11.665	09:17:57.506
2 -	59.202	30.298	1:29.500	79.60	10.919	09:19:27.006
3 -	55.751	28.737	1:24.488	84.32	5.907	09:20:51.494
4 -	53.930	28.918	1:22.848	85.99	4.267	09:22:14.342
5 -	54.913	28.348	1:23.261	85.56	4.680	09:23:37.603
6 -	53.055	27.529	1:20.584 (2)	88.41	2.003	09:24:58.187
7 -	53.344	27.681	1:21.025 (3)	87.93	2.444	09:26:19.212
8 -	51.374	27.207	1:18.581 (1)	90.66		09:27:37.793
9 -	52.553	29.195	1:21.748	87.15	3.167	09:28:59.541

P24 47 R1000 Jak BRAYER		Suzuki GSX-R1000 -				
IDEAL LAP TIME : 1:18.096		BEST LAP TIME : 1:18.877		DIFFERENCE : 0.781		
LAP	SECTOR 1	SECTOR 2	LAP TIME	MPH	DIFF	TIME OF DAY
1 -	56.721	29.964	1:26.685	82.19	7.808	09:18:31.211
2 -	52.840	28.482	1:21.322	87.61	2.445	09:19:52.533
3 -	52.491	27.925	1:20.416	88.59	1.539	09:21:12.949
4 -	51.812	28.382	1:20.194 (2)	88.84	1.317	09:22:33.143
5 -	53.191	27.221	1:20.412 (3)	88.60	1.535	09:23:53.555
6 -	51.136	27.741	1:18.877 (1)	90.32		09:25:12.432
7 -	50.875	IN PIT	1:36.585 P	73.76	17.708	09:26:49.017

P25 90 E Edward WATSON		Yamaha R6 - Motorsportdays.com TEA Time Racing				
IDEAL LAP TIME : 1:18.905		BEST LAP TIME : 1:18.905		DIFFERENCE : 0.000		
LAP	SECTOR 1	SECTOR 2	LAP TIME	MPH	DIFF	TIME OF DAY
1 -	58.804	29.416	1:28.220	80.75	9.315	09:18:11.784
2 -	52.850	28.213	1:21.063	87.89	2.158	09:19:32.847
3 -	54.799	28.124	1:22.923	85.91	4.018	09:20:55.770
4 -	52.029	28.553	1:20.582 (3)	88.41	1.677	09:22:16.352
5 -	55.250	28.607	1:23.857	84.96	4.952	09:23:40.209
6 -	53.884	28.506	1:22.390	86.47	3.485	09:25:02.599
7 -	53.856	27.883	1:21.739	87.16	2.834	09:26:24.338
8 -	51.701	28.319	1:20.020 (2)	89.03	1.115	09:27:44.358
9 -	51.249	27.656	1:18.905 (1)	90.29		09:29:03.263

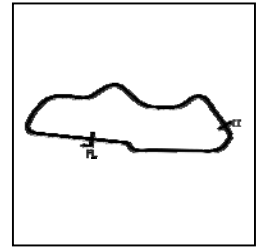
Weather / Track : Cloudy / Dry

Donington Park National
Circuit Length = 1.9790 miles
Start: 09:15 Flag 09:27 End: 09:29

BMCRC - MRO Championships 2020 - Rnd 3 @ Donington Park National

BMCRC Thunderbike Extreme & Ultra / L&W Contractors Rookie 1000

QUALIFYING - SECTOR ANALYSIS



SECTOR 1 = FL to I1, SECTOR 2 = I1 to FL, DIFF = Difference To Personal Best Lap, P = Crossed Finish Line in Pit Lane, D = Time Disallowed

P26 11 U		Josh HARVEY		Yamaha R1 - NR Racing			
IDEAL LAP TIME : 1:19.184		BEST LAP TIME : 1:19.286		DIFFERENCE : 0.102			
LAP	SECTOR 1	SECTOR 2	LAP TIME	MPH	DIFF	TIME OF DAY	
1 -	1:00.497	28.609	1:29.106	79.95	9.820	09:18:48.409	
2 -	55.693	27.832	1:23.525	85.29	4.239	09:20:11.934	
3 -	52.470	27.548	1:20.018 (3)	89.03	0.732	09:21:31.952	
4 -	51.648	28.213	1:19.861 (2)	89.21	0.575	09:22:51.813	
5 -	51.750	27.536	1:19.286 (1)	89.86		09:24:11.099	
6 -	53.183	IN PIT	1:28.220 P	80.75	8.934	09:25:39.319	

P27 77 E		David MAY		Suzuki GSXR 750 K1 - ELP Racing			
IDEAL LAP TIME : 1:19.391		BEST LAP TIME : 1:19.614		DIFFERENCE : 0.223			
LAP	SECTOR 1	SECTOR 2	LAP TIME	MPH	DIFF	TIME OF DAY	
1 -	55.679	28.745	1:24.424	84.39	4.810	09:17:40.172	
2 -	52.868	28.201	1:21.069	87.88	1.455	09:19:01.241	
3 -	51.527	29.068	1:20.595	88.40	0.981	09:20:21.836	
4 -	51.557	28.057	1:19.614 (1)	89.48		09:21:41.450	
5 -	54.473	28.125	1:22.598	86.25	2.984	09:23:04.048	
6 -	52.454	28.789	1:21.243	87.69	1.629	09:24:25.291	
7 -	52.531	27.864	1:20.395 (2)	88.62	0.781	09:25:45.686	
8 -	52.163	28.386	1:20.549 (3)	88.45	0.935	09:27:06.235	
9 -	54.395	28.306	1:22.701	86.14	3.087	09:28:28.936	

P28 129 E		Derek CRIPPS		Yamaha R1 - Kelly Cripps			
IDEAL LAP TIME : 1:19.123		BEST LAP TIME : 1:20.012		DIFFERENCE : 0.889			
LAP	SECTOR 1	SECTOR 2	LAP TIME	MPH	DIFF	TIME OF DAY	
1 -	59.240	31.350	1:30.590	78.64	10.578	09:18:45.238	
2 -	53.477	29.963	1:23.440	85.38	3.428	09:20:08.678	
3 -	52.474	29.874	1:22.348	86.51	2.336	09:21:31.026	
4 -	51.517	29.062	1:20.579 (2)	88.41	0.567	09:22:51.605	
5 -	52.406	27.606	1:20.012 (1)	89.04		09:24:11.617	
6 -	52.077	29.855	1:21.932 (3)	86.95	1.920	09:25:33.549	
7 -	55.509	29.040	1:24.549	84.26	4.537	09:26:58.098	
8 -	52.812	30.212	1:23.024	85.81	3.012	09:28:21.122	

P29 50 R1000		David BLACKWELL		Suzuki GSXR 750 - TT50 Ltd			
IDEAL LAP TIME : 1:20.119		BEST LAP TIME : 1:20.339		DIFFERENCE : 0.220			
LAP	SECTOR 1	SECTOR 2	LAP TIME	MPH	DIFF	TIME OF DAY	
1 -	1:01.252	29.588	1:30.840	78.43	10.501	09:18:28.461	
2 -	53.182	28.166	1:21.348	87.58	1.009	09:19:49.809	
3 -	52.731	27.966	1:20.697 (2)	88.28	0.358	09:21:10.506	
4 -	53.542	28.489	1:22.031	86.85	1.692	09:22:32.537	
5 -	52.760	27.579	1:20.339 (1)	88.68		09:23:52.876	
6 -	52.540	29.572	1:22.112	86.76	1.773	09:25:14.988	
7 -	56.287	31.834	1:28.121	80.85	7.782	09:26:43.109	
8 -	52.979	28.163	1:21.142 (3)	87.80	0.803	09:28:04.251	

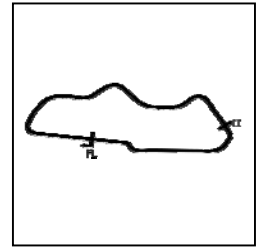
Weather / Track : Cloudy / Dry

Donington Park National
Circuit Length = 1.9790 miles
Start: 09:15 Flag 09:27 End: 09:29

BMCRC - MRO Championships 2020 - Rnd 3 @ Donington Park National

BMCRC Thunderbike Extreme & Ultra / L&W Contractors Rookie 1000

QUALIFYING - SECTOR ANALYSIS



SECTOR 1 = FL to I1, SECTOR 2 = I1 to FL, DIFF = Difference To Personal Best Lap, P = Crossed Finish Line in Pit Lane, D = Time Disallowed

P30 86 R1000 Frederico LOPES			Yamaha R1 - FLR Procurement Ltd			
IDEAL LAP TIME : 1:19.901		BEST LAP TIME : 1:20.567		DIFFERENCE : 0.666		
LAP	SECTOR 1	SECTOR 2	LAP TIME	MPH	DIFF	TIME OF DAY
1 -	1:00.097	29.632	1:29.729	79.40	9.162	09:17:57.653
2 -	58.586	28.317	1:26.903	81.98	6.336	09:19:24.556
3 -	53.541	27.936	1:21.477	87.44	0.910	09:20:46.033
4 -	52.888	28.228	1:21.116	87.83	0.549	09:22:07.149
5 -	54.078	29.003	1:23.081	85.75	2.514	09:23:30.230
6 -	52.595	28.536	1:21.131	87.81	0.564	09:24:51.361
7 -	52.519	28.513	1:21.032 (2)	87.92	0.465	09:26:12.393
8 -	52.057	28.510	1:20.567 (1)	88.43		09:27:32.960
9 -	53.267	27.844	1:21.111 (3)	87.83	0.544	09:28:54.071

P31 160 R1000 Andrew STERLING			BMW S1000RR - Hookup-solutions			
IDEAL LAP TIME : 1:21.095		BEST LAP TIME : 1:21.095		DIFFERENCE : 0.000		
LAP	SECTOR 1	SECTOR 2	LAP TIME	MPH	DIFF	TIME OF DAY
1 -	1:00.413	30.607	1:31.020	78.27	9.925	09:17:48.486
2 -	57.288	29.361	1:26.649	82.22	5.554	09:19:15.135
3 -	54.831	29.237	1:24.068	84.74	2.973	09:20:39.203
4 -	53.090	28.785	1:21.875 (2)	87.01	0.780	09:22:01.078
5 -	52.937	28.158	1:21.095 (1)	87.85		09:23:22.173
6 -	53.129	28.810	1:21.939 (3)	86.95	0.844	09:24:44.112
7 -	53.824	28.960	1:22.784	86.06	1.689	09:26:06.896
8 -	53.760	28.732	1:22.492	86.36	1.397	09:27:29.388
9 -	54.711	28.596	1:23.307	85.52	2.212	09:28:52.695

P32 86 E Stuart BRADBURY			Yamaha R6 -			
IDEAL LAP TIME : 1:21.672		BEST LAP TIME : 1:21.672		DIFFERENCE : 0.000		
LAP	SECTOR 1	SECTOR 2	LAP TIME	MPH	DIFF	TIME OF DAY
1 -	59.179	30.015	1:29.194	79.87	7.522	09:18:50.814
2 -	56.169	29.115	1:25.284	83.54	3.612	09:20:16.098
3 -	54.406	29.329	1:23.735 (3)	85.08	2.063	09:21:39.833
4 -	57.219	28.480	1:25.699	83.13	4.027	09:23:05.532
5 -	54.705	29.905	1:24.610	84.20	2.938	09:24:30.142
6 -	55.040	29.361	1:24.401	84.41	2.729	09:25:54.543
7 -	53.497	28.366	1:21.863 (2)	87.03	0.191	09:27:16.406
8 -	53.339	28.333	1:21.672 (1)	87.23		09:28:38.078

P33 110 R1000 Michael CLARKE			Honda CBR - BIKEBASE.ltd			
IDEAL LAP TIME : 1:21.823		BEST LAP TIME : 1:21.827		DIFFERENCE : 0.004		
LAP	SECTOR 1	SECTOR 2	LAP TIME	MPH	DIFF	TIME OF DAY
1 -	1:03.623	33.017	1:36.640	73.72	14.813	09:18:46.626
2 -	57.690	29.760	1:27.450	81.47	5.623	09:20:14.076
3 -	56.185	29.609	1:25.794	83.04	3.967	09:21:39.870
4 -	55.567	28.986	1:24.553	84.26	2.726	09:23:04.423
5 -	55.114	29.825	1:24.939	83.87	3.112	09:24:29.362
6 -	55.257	28.451	1:23.708 (3)	85.11	1.881	09:25:53.070
7 -	53.590	28.580	1:22.170 (2)	86.70	0.343	09:27:15.240
8 -	53.594	28.233	1:21.827 (1)	87.06		09:28:37.067

Weather / Track : Cloudy / Dry

Donington Park National
Circuit Length = 1.9790 miles
Start: 09:15 Flag 09:27 End: 09:29

BMCRC - MRO Championships 2020 - Rnd 3 @ Donington Park National

BMCRC Thunderbike Extreme & Ultra / L&W Contractors Rookie 1000

QUALIFYING - SECTOR ANALYSIS



SECTOR 1 = FL to I1, SECTOR 2 = I1 to FL, DIFF = Difference To Personal Best Lap, P = Crossed Finish Line in Pit Lane, D = Time Disallowed

P34 6 E Andrew FIRTH			Yamaha YZF-R1 - LTRmotorcycles.co.uk			
IDEAL LAP TIME : 1:21.862		BEST LAP TIME : 1:22.200		DIFFERENCE : 0.338		
LAP	SECTOR 1	SECTOR 2	LAP TIME	MPH	DIFF	TIME OF DAY
1 -	58.134	29.851	1:27.985	80.97	5.785	09:17:59.458
2 -	57.933	30.744	1:28.677	80.34	6.477	09:19:28.135
3 -	55.657	29.152	1:24.809	84.00	2.609	09:20:52.944
4 -	54.564	28.642	1:23.206	85.62	1.006	09:22:16.150
5 -	54.834	28.524	1:23.358	85.47	1.158	09:23:39.508
6 -	54.018	28.617	1:22.635 (2)	86.21	0.435	09:25:02.143
7 -	55.244	29.003	1:24.247	84.56	2.047	09:26:26.390
8 -	53.338	28.862	1:22.200 (1)	86.67		09:27:48.590
9 -	54.155	29.040	1:23.195 (3)	85.63	0.995	09:29:11.785

P35 777 E Michael CLIFFORD			Yamaha R1 - Sunnyside Racing			
IDEAL LAP TIME : 1:22.250		BEST LAP TIME : 1:22.250		DIFFERENCE : 0.000		
LAP	SECTOR 1	SECTOR 2	LAP TIME	MPH	DIFF	TIME OF DAY
1 -	1:01.456	30.858	1:32.314	77.17	10.064	09:18:29.286
2 -	56.490	30.244	1:26.734	82.14	4.484	09:19:56.020
3 -	56.597	29.711	1:26.308	82.54	4.058	09:21:22.328
4 -	54.907	29.034	1:23.941	84.87	1.691	09:22:46.269
5 -	54.003	29.116	1:23.119 (2)	85.71	0.869	09:24:09.388
6 -	54.174	29.686	1:23.860 (3)	84.95	1.610	09:25:33.248
7 -	56.574	29.442	1:26.016	82.82	3.766	09:26:59.264
8 -	53.370	28.880	1:22.250 (1)	86.62		09:28:21.514

P36 3 E Tom BARRETT			Honda RS250 - RGV Workshop			
IDEAL LAP TIME : 1:22.155		BEST LAP TIME : 1:22.559		DIFFERENCE : 0.404		
LAP	SECTOR 1	SECTOR 2	LAP TIME	MPH	DIFF	TIME OF DAY
1 -	1:01.467	31.432	1:32.899	76.69	10.340	09:17:57.481
2 -	1:00.388	31.723	1:32.111	77.34	9.552	09:19:29.592
3 -	1:00.466	31.385	1:31.851	77.56	9.292	09:21:01.443
4 -	59.279	31.595	1:30.874	78.40	8.315	09:22:32.317
5 -	58.549	31.704	1:30.253	78.94	7.694	09:24:02.570
6 -	58.473	31.025	1:29.498 (3)	79.60	6.939	09:25:32.068
7 -	56.139	29.171	1:25.310 (2)	83.51	2.751	09:26:57.378
8 -	52.984	29.575	1:22.559 (1)	86.29		09:28:19.937

P37 119 E Simon HEALEY			Yamaha R1 - Popular Tyres Limited			
IDEAL LAP TIME : 1:22.284		BEST LAP TIME : 1:22.620		DIFFERENCE : 0.336		
LAP	SECTOR 1	SECTOR 2	LAP TIME	MPH	DIFF	TIME OF DAY
1 -	59.830	30.132	1:29.962	79.19	7.342	09:17:58.634
2 -	58.469	29.796	1:28.265	80.71	5.645	09:19:26.899
3 -	54.311	28.690	1:23.001 (2)	85.83	0.381	09:20:49.900
4 -	55.047	28.933	1:23.980	84.83	1.360	09:22:13.880
5 -	55.096	29.204	1:24.300	84.51	1.680	09:23:38.180
6 -	54.600	28.656	1:23.256 (3)	85.57	0.636	09:25:01.436
7 -	55.397	29.375	1:24.772	84.04	2.152	09:26:26.208
8 -	54.884	28.657	1:23.541	85.28	0.921	09:27:49.749
9 -	53.628	28.992	1:22.620 (1)	86.23		09:29:12.369

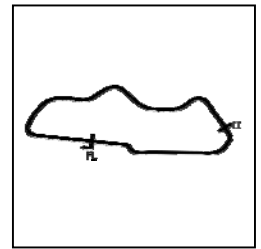
Weather / Track : Cloudy / Dry

Donington Park National
Circuit Length = 1.9790 miles
Start: 09:15 Flag 09:27 End: 09:29

BMCRC - MRO Championships 2020 - Rnd 3 @ Donington Park National

BMCRC Thunderbike Extreme & Ultra / L&W Contractors Rookie 1000

QUALIFYING - SECTOR ANALYSIS



SECTOR 1 = FL to I1, SECTOR 2 = I1 to FL, DIFF = Difference To Personal Best Lap, P = Crossed Finish Line in Pit Lane, D = Time Disallowed

P38 171 E Daniel GIBBS			Suzuki GSXR 750 Y - Thomas Racing			
IDEAL LAP TIME : 1:23.817		BEST LAP TIME : 1:24.129		DIFFERENCE : 0.312		
LAP	SECTOR 1	SECTOR 2	LAP TIME	MPH	DIFF	TIME OF DAY
1 -	1:04.102	31.348	1:35.450	74.64	11.321	09:18:18.403
2 -	56.753	31.044	1:27.797	81.14	3.668	09:19:46.200
3 -	56.039	29.544	1:25.583	83.24	1.454	09:21:11.783
4 -	54.914	29.413	1:24.327 (2)	84.48	0.198	09:22:36.110
5 -	55.494	30.971	1:26.465	82.39	2.336	09:24:02.575
6 -	57.215	30.850	1:28.065	80.90	3.936	09:25:30.640
7 -	55.240	29.439	1:24.679 (3)	84.13	0.550	09:26:55.319
8 -	54.404	29.725	1:24.129 (1)	84.68		09:28:19.448

P39 222 R1000 Phil ROOKE			Honda CBR1000RR - Clearway Traffic Sol.			
IDEAL LAP TIME : 1:24.962		BEST LAP TIME : 1:25.286		DIFFERENCE : 0.324		
LAP	SECTOR 1	SECTOR 2	LAP TIME	MPH	DIFF	TIME OF DAY
1 -	1:04.600	31.726	1:36.326	73.96	11.040	09:18:17.140
2 -	57.441	30.054	1:27.495	81.42	2.209	09:19:44.635
3 -	56.291	28.995	1:25.286 (1)	83.53		09:21:09.921
4 -	56.217	29.242	1:25.459 (2)	83.36	0.173	09:22:35.380
5 -	57.232	34.826	1:32.058	77.39	6.772	09:24:07.438
6 -	55.967	29.621	1:25.588 (3)	83.24	0.302	09:25:33.026
7 -	59.870	IN PIT	1:37.880 P	72.78	12.594	09:27:10.906

P40 44 E Tony PARKER			Yamaha R1 - Emerald Elevators/PriceLess Copiers			
IDEAL LAP TIME : 1:24.863		BEST LAP TIME : 1:25.361		DIFFERENCE : 0.498		
LAP	SECTOR 1	SECTOR 2	LAP TIME	MPH	DIFF	TIME OF DAY
1 -	1:07.831	36.555	1:44.386	68.25	19.025	09:18:46.867
2 -	1:02.142	33.148	1:35.290	74.76	9.929	09:20:22.157
3 -	56.432	30.318	1:26.750	82.12	1.389	09:21:48.907
4 -	55.946	30.714	1:26.660	82.21	1.299	09:23:15.567
5 -	56.353	30.319	1:26.672	82.20	1.311	09:24:42.239
6 -	54.775	30.586	1:25.361 (1)	83.46		09:26:07.600
7 -	55.169	31.039	1:26.208 (3)	82.64	0.847	09:27:33.808
8 -	56.015	30.088	1:26.103 (2)	82.74	0.742	09:28:59.911

P41 46 E Adrian DRAPER			Suzuki GSXR 750 - droopy racing uk			
IDEAL LAP TIME : 1:26.359		BEST LAP TIME : 1:26.359		DIFFERENCE : 0.000		
LAP	SECTOR 1	SECTOR 2	LAP TIME	MPH	DIFF	TIME OF DAY
1 -	1:00.557	31.176	1:31.733	77.66	5.374	09:18:05.970
2 -	55.732	30.627	1:26.359 (1)	82.50		09:19:32.329
3 -	57.568	31.219	1:28.787 (3)	80.24	2.428	09:21:01.116
4 -	58.695	32.006	1:30.701	78.55	4.342	09:22:31.817
5 -	58.618	31.815	1:30.433	78.78	4.074	09:24:02.250
6 -	58.282	31.020	1:29.302	79.78	2.943	09:25:31.552
7 -	58.312	31.398	1:29.710	79.41	3.351	09:27:01.262
8 -	57.652	30.922	1:28.574 (2)	80.43	2.215	09:28:29.836

P42 24 E Mark REYNOLDS			Aprilia MILLE -			
IDEAL LAP TIME : 1:26.137		BEST LAP TIME : 1:26.678		DIFFERENCE : 0.541		
LAP	SECTOR 1	SECTOR 2	LAP TIME	MPH	DIFF	TIME OF DAY
1 -	1:04.024	31.748	1:35.772	74.39	9.094	09:18:34.847
2 -	57.990	30.638	1:28.628	80.38	1.950	09:20:03.475
3 -	57.080	30.731	1:27.811	81.13	1.133	09:21:31.286
4 -	58.132	30.244	1:28.376	80.61	1.698	09:22:59.662
5 -	55.893	31.173	1:27.066 (2)	81.83	0.388	09:24:26.728
6 -	56.686	30.672	1:27.358 (3)	81.55	0.680	09:25:54.086
7 -	57.833	30.565	1:28.398	80.59	1.720	09:27:22.484
8 -	56.091	30.587	1:26.678 (1)	82.19		09:28:49.162

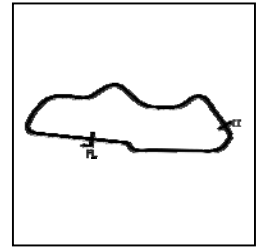
Weather / Track : Cloudy / Dry

Donington Park National
Circuit Length = 1.9790 miles
Start: 09:15 Flag 09:27 End: 09:29

BMCRC - MRO Championships 2020 - Rnd 3 @ Donington Park National

BMCRC Thunderbike Extreme & Ultra / L&W Contractors Rookie 1000

QUALIFYING - SECTOR ANALYSIS



SECTOR 1 = FL to I1, SECTOR 2 = I1 to FL, DIFF = Difference To Personal Best Lap, P = Crossed Finish Line in Pit Lane, D = Time Disallowed

P43 35 E	Stephen HARVEY	Yamaha YZF R1 -
IDEAL LAP TIME : 1:26.402	BEST LAP TIME : 1:26.968	DIFFERENCE : 0.566

LAP	SECTOR 1	SECTOR 2	LAP TIME	MPH	DIFF	TIME OF DAY
1 -	1:01.574	31.353	1:32.927	76.66	5.959	09:17:52.462
2 -	58.539	30.590	1:29.129	79.93	2.161	09:19:21.591
3 -	56.751	30.286	1:27.037 (2)	81.85	0.069	09:20:48.628
4 -	56.116	30.852	1:26.968 (1)	81.92		09:22:15.596
5 -	58.178	30.517	1:28.695	80.32	1.727	09:23:44.291
6 -	59.828	30.835	1:30.663	78.58	3.695	09:25:14.954
7 -	57.422	30.345	1:27.767	81.17	0.799	09:26:42.721
8 -	56.768	30.507	1:27.275 (3)	81.63	0.307	09:28:09.996

P44 180 R1000	Mark OVEL	Yamaha YZFR1 -
IDEAL LAP TIME : 1:27.149	BEST LAP TIME : 1:27.149	DIFFERENCE : 0.000

LAP	SECTOR 1	SECTOR 2	LAP TIME	MPH	DIFF	TIME OF DAY
1 -	1:03.903	31.673	1:35.576	74.54	8.427	09:18:08.310
2 -	58.265	30.483	1:28.748 (3)	80.27	1.599	09:19:37.058
3 -	57.304	29.845	1:27.149 (1)	81.75		09:21:04.207
4 -	57.553	30.245	1:27.798 (2)	81.14	0.649	09:22:32.005
5 -	59.537	30.362	1:29.899	79.25	2.750	09:24:01.904
6 -	58.163	31.117	1:29.280	79.80	2.131	09:25:31.184
7 -	58.036	31.019	1:29.055	80.00	1.906	09:27:00.239
8 -	58.125	30.809	1:28.934	80.11	1.785	09:28:29.173

P45 115 U	Albert WILLISHER	Suzuki GSXR 1000 - willsher machinery ltd
IDEAL LAP TIME : 1:27.019	BEST LAP TIME : 1:27.158	DIFFERENCE : 0.139

LAP	SECTOR 1	SECTOR 2	LAP TIME	MPH	DIFF	TIME OF DAY
1 -	1:04.644	33.230	1:37.874	72.79	10.716	09:18:39.006
2 -	59.331	32.021	1:31.352	77.99	4.194	09:20:10.358
3 -	57.044	31.545	1:28.589	80.42	1.431	09:21:38.947
4 -	58.578	31.449	1:30.027	79.13	2.869	09:23:08.974
5 -	57.977	30.705	1:28.682	80.33	1.524	09:24:37.656
6 -	57.089	30.729	1:27.818 (3)	81.12	0.660	09:26:05.474
7 -	56.620	30.538	1:27.158 (1)	81.74		09:27:32.632
8 -	57.212	30.399	1:27.611 (2)	81.32	0.453	09:29:00.243

P46 186 E	Stephen WILKINSON	Honda CBR 600 F -
IDEAL LAP TIME : 1:27.606	BEST LAP TIME : 1:27.835	DIFFERENCE : 0.229

LAP	SECTOR 1	SECTOR 2	LAP TIME	MPH	DIFF	TIME OF DAY
1 -	1:03.288	32.196	1:35.484	74.61	7.649	09:18:22.708
2 -	58.397	31.574	1:29.971	79.18	2.136	09:19:52.679
3 -	58.848	31.065	1:29.913	79.23	2.078	09:21:22.592
4 -	57.244	31.847	1:29.091 (2)	79.97	1.256	09:22:51.683
5 -	59.483	31.651	1:31.134	78.17	3.299	09:24:22.817
6 -	58.514	31.128	1:29.642 (3)	79.47	1.807	09:25:52.459
7 -	59.840	32.668	1:32.508	77.01	4.673	09:27:24.967
8 -	56.541	31.294	1:27.835 (1)	81.11		09:28:52.802

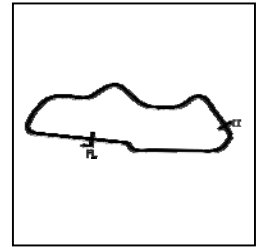
Weather / Track : Cloudy / Dry

Donington Park National
Circuit Length = 1.9790 miles
Start: 09:15 Flag 09:27 End: 09:29

BMCRC - MRO Championships 2020 - Rnd 3 @ Donington Park National

BMCRC Thunderbike Extreme & Ultra / L&W Contractors Rookie 1000

QUALIFYING - SECTOR ANALYSIS



SECTOR 1 = FL to I1, SECTOR 2 = I1 to FL, DIFF = Difference To Personal Best Lap, P = Crossed Finish Line in Pit Lane, D = Time Disallowed

P47 45 R1000 Glenn SMITH			Kawasaki ZX10R -			
IDEAL LAP TIME : 1:28.386		BEST LAP TIME : 1:28.726		DIFFERENCE : 0.340		
LAP	SECTOR 1	SECTOR 2	LAP TIME	MPH	DIFF	TIME OF DAY
1 -	1:03.142	32.071	1:35.213	74.82	6.487	09:18:31.331
2 -	58.876	31.963	1:30.839	78.43	2.113	09:20:02.170
3 -	58.071	30.943	1:29.014	80.03	0.288	09:21:31.184
4 -	58.022	31.236	1:29.258	79.82	0.532	09:23:00.442
5 -	57.891	30.859	1:28.750 (2)	80.27	0.024	09:24:29.192
6 -	58.201	30.616	1:28.817 (3)	80.21	0.091	09:25:58.009
7 -	57.770	30.956	1:28.726 (1)	80.29		09:27:26.735
8 -	58.495	31.727	1:30.222	78.96	1.496	09:28:56.957

P48 58 R1000 Ian McLEOD			Honda CBR1000RR - ISM Motorsport			
IDEAL LAP TIME : 1:28.663		BEST LAP TIME : 1:29.060		DIFFERENCE : 0.397		
LAP	SECTOR 1	SECTOR 2	LAP TIME	MPH	DIFF	TIME OF DAY
1 -	1:03.631	32.474	1:36.105	74.13	7.045	09:17:57.008
2 -	1:00.131	31.978	1:32.109	77.35	3.049	09:19:29.117
3 -	59.965	31.540	1:31.505	77.86	2.445	09:21:00.622
4 -	58.547	32.016	1:30.563	78.67	1.503	09:22:31.185
5 -	58.756	30.926	1:29.682	79.44	0.622	09:24:00.867
6 -	58.799	30.629	1:29.428 (3)	79.66	0.368	09:25:30.295
7 -	58.506	30.554	1:29.060 (1)	79.99		09:26:59.355
8 -	58.109	31.194	1:29.303 (2)	79.78	0.243	09:28:28.658

P49 88 E George PRINOS			Ducati 996 - KAPPA PLANNING LTD			
IDEAL LAP TIME : 1:30.938		BEST LAP TIME : 1:30.938		DIFFERENCE : 0.000		
LAP	SECTOR 1	SECTOR 2	LAP TIME	MPH	DIFF	TIME OF DAY
1 -	1:06.060	32.978	1:39.038	71.93	8.100	09:19:06.452
2 -	1:00.428	32.269	1:32.697	76.85	1.759	09:20:39.149
3 -	1:00.185	32.151	1:32.336	77.15	1.398	09:22:11.485
4 -	59.853	31.933	1:31.786 (2)	77.62	0.848	09:23:43.271
5 -	1:00.955	32.294	1:33.249	76.40	2.311	09:25:16.520
6 -	59.544	32.498	1:32.042 (3)	77.40	1.104	09:26:48.562
7 -	59.405	31.533	1:30.938 (1)	78.34		09:28:19.500

BMCRC - MRO Championships 2020 - Rnd 3 @ Donington Park National

BMCRC Thunderbike Extreme & Ultra / L&W Contractors Rookie 1000

QUALIFYING - BEST SECTORS

SECTOR 1				SECTOR 2				IDEAL / BEST COMPARISON				
POS	NO	NAME	TIME	NO	NAME	TIME	POS	NO	NAME	IDEAL	BEST	DIFF
									PERFECT LAP	1:13.436		
1	710	CRAWSHAW	47.964	710	CRAWSHAW	25.472	1	710	CRAWSHAW	1:13.436	1:13.467	0.031
2	71	THORNTON	48.012	33	FOUNTAIN	25.713	2	71	THORNTON	1:14.191	1:14.191	0.000
3	5	KILLWORTH	48.422	143	PALMER	25.788	3	33	FOUNTAIN	1:14.693	1:15.261	0.568
4	33	FOUNTAIN	48.980	275	WILBY	26.006	4	275	WILBY	1:15.000	1:15.090	0.090
5	275	WILBY	48.994	100	FRETWELL	26.113	5	5	KILLWORTH	1:15.023	1:15.756	0.733
6	64	CHAMBERLAIN	48.996	71	THORNTON	26.179	6	143	PALMER	1:15.178	1:15.178	0.000
7	10	DENT	49.111	64	CHAMBERLAIN	26.312	7	64	CHAMBERLAIN	1:15.308	1:15.826	0.518
8	100	FRETWELL	49.219	24	THOMPSON	26.399	8	100	FRETWELL	1:15.332	1:15.500	0.168
9	143	PALMER	49.390	41	ABRAHAM	26.561	9	10	DENT	1:16.068	1:16.068	0.000
10	29	DINSMORE	49.783	5	KILLWORTH	26.601	10	24	THOMPSON	1:16.316	1:16.690	0.374
11	1	SAUNDERS	49.820	102	FEARN	26.723	11	41	ABRAHAM	1:16.436	1:17.022	0.586
12	41	ABRAHAM	49.875	10	DENT	26.957	12	102	FEARN	1:16.939	1:16.939	0.000
13	24	THOMPSON	49.917	17	KILLWORTH	26.967	13	29	DINSMORE	1:16.958	1:17.190	0.232
14	78	THOMAS	50.123	78	THOMAS	27.000	14	78	THOMAS	1:17.123	1:17.761	0.638
15	102	FEARN	50.216	258	FRIEND	27.148	15	1	SAUNDERS	1:17.284	1:17.778	0.494
16	258	FRIEND	50.243	123	VINCER	27.154	16	258	FRIEND	1:17.391	1:17.391	0.000
17	961	SIM	50.439	29	DINSMORE	27.175	17	17	KILLWORTH	1:17.471	1:17.471	0.000
18	17	KILLWORTH	50.504	619	DOOLAN	27.200	18	303	NORTON	1:17.807	1:18.053	0.246
19	303	NORTON	50.559	93	BOTTO	27.207	19	961	SIM	1:17.917	1:18.334	0.417
20	60	McCARTER	50.717	47	BRAYER	27.221	20	619	DOOLAN	1:18.034	1:18.034	0.000
21	619	DOOLAN	50.834	303	NORTON	27.248	21	123	VINCER	1:18.075	1:18.135	0.060
22	47	BRAYER	50.875	1	SAUNDERS	27.464	22	47	BRAYER	1:18.096	1:18.877	0.781
23	123	VINCER	50.921	961	SIM	27.478	23	60	McCARTER	1:18.542	1:18.542	0.000
24	90	WATSON	51.249	11	HARVEY	27.536	24	93	BOTTO	1:18.581	1:18.581	0.000
25	93	BOTTO	51.374	50	BLACKWELL	27.579	25	90	WATSON	1:18.905	1:18.905	0.000
26	129	CRIPPS	51.517	129	CRIPPS	27.606	26	129	CRIPPS	1:19.123	1:20.012	0.889
27	77	MAY	51.527	90	WATSON	27.656	27	11	HARVEY	1:19.184	1:19.286	0.102
28	11	HARVEY	51.648	60	McCARTER	27.825	28	77	MAY	1:19.391	1:19.614	0.223
29	86	LOPES	52.057	86	LOPES	27.844	29	86	LOPES	1:19.901	1:20.567	0.666
30	50	BLACKWELL	52.540	77	MAY	27.864	30	50	BLACKWELL	1:20.119	1:20.339	0.220
31	160	STERLING	52.937	160	STERLING	28.158	31	160	STERLING	1:21.095	1:21.095	0.000
32	3	BARRETT	52.984	110	CLARKE	28.233	32	86	BRADBURY	1:21.672	1:21.672	0.000
33	6	FIRTH	53.338	86	BRADBURY	28.333	33	110	CLARKE	1:21.823	1:21.827	0.004
34	86	BRADBURY	53.339	6	FIRTH	28.524	34	6	FIRTH	1:21.862	1:22.200	0.338
35	777	CLIFFORD	53.370	119	HEALEY	28.656	35	3	BARRETT	1:22.155	1:22.559	0.404
36	110	CLARKE	53.590	777	CLIFFORD	28.880	36	777	CLIFFORD	1:22.250	1:22.250	0.000
37	119	HEALEY	53.628	222	ROOKE	28.995	37	119	HEALEY	1:22.284	1:22.620	0.336
38	171	GIBBS	54.404	3	BARRETT	29.171	38	171	GIBBS	1:23.817	1:24.129	0.312
39	44	PARKER	54.775	171	GIBBS	29.413	39	44	PARKER	1:24.863	1:25.361	0.498
40	46	DRAPER	55.732	180	OVEL	29.845	40	222	ROOKE	1:24.962	1:25.286	0.324
41	24	REYNOLDS	55.893	44	PARKER	30.088	41	24	REYNOLDS	1:26.137	1:26.678	0.541
42	222	ROOKE	55.967	24	REYNOLDS	30.244	42	46	DRAPER	1:26.359	1:26.359	0.000
43	35	HARVEY	56.116	35	HARVEY	30.286	43	35	HARVEY	1:26.402	1:26.968	0.566
44	186	WILKINSON	56.541	115	WILLSHER	30.399	44	115	WILLSHER	1:27.019	1:27.158	0.139
45	115	WILLSHER	56.620	58	McLEOD	30.554	45	180	OVEL	1:27.149	1:27.149	0.000
46	180	OVEL	57.304	45	SMITH	30.616	46	186	WILKINSON	1:27.606	1:27.835	0.229
47	45	SMITH	57.770	46	DRAPER	30.627	47	45	SMITH	1:28.386	1:28.726	0.340
48	58	McLEOD	58.109	186	WILKINSON	31.065	48	58	McLEOD	1:28.663	1:29.060	0.397
49	88	PRINOS	59.405	88	PRINOS	31.533	49	88	PRINOS	1:30.938	1:30.938	0.000

Weather / Track : Cloudy / Dry

Donington Park National
Circuit Length = 1.9790 miles
Start: 09:15 Flag 09:27 End: 09:29

Results can be found at www.tsl-timing.com

Printed - 09:30 Saturday, 05 September 2020

BMCRC - MRO Championships 2020 - Rnd 3 @ Donington Park National

BMCRC Thunderbike Extreme & Ultra / L&W Contractors Rookie 1000

QUALIFYING - STATISTICS

Competitors Started 49
Planned Start 2020-09-05 @ 09:17:00.000
Actual Start 2020-09-05 @ 09:15:52.622
Finish Time 2020-09-05 @ 09:27:54.499
Track Length 1.9790mi.
Total Laps 405
Total Distance Covered 801.5222mi.

Session Fastest Lap History

NO	CL	NAME	LAP TIME	TIME OF DAY	LAP	VEHICLE
100	R1000	Kenny FRETWELL	1:20.090	09:17:34.230	1	Suzuki GSXR 1000
710	R1000	James CRAWSHAW	1:19.521	09:17:43.719	1	Honda FIREBLADE
100	R1000	Kenny FRETWELL	1:17.310	09:18:51.537	2	Suzuki GSXR 1000
710	R1000	James CRAWSHAW	1:14.982	09:18:58.704	2	Honda FIREBLADE
710	R1000	James CRAWSHAW	1:13.748	09:20:12.446	3	Honda FIREBLADE
710	R1000	James CRAWSHAW	1:13.467	09:27:40.103	9	Honda FIREBLADE

Flag History

TYPE	TIME OF DAY
GREEN	09:15:52.622
FINISH	09:27:54.499

Flag Statistics

TYPE	COUNT	TOTAL LAPS	TOTAL TIME
Green	1	10	13:31.328
Red	0	0	0.000
Safety Car	0	0	0.000
FCY	0	0	0.000

BMCRC - MRO Championships 2020 - Rnd 3 @ Donington Park National

BMCRC Thunderbike Extreme & Ultra / L&W Contractors Rookie 1000

QUALIFYING - STATISTICS

CLASS : E

18 Starters

Fastest Lap History

NO	NAME	LAP TIME	TIME OF DAY	LAP	VEHICLE
77	David MAY	1:24.424	09:17:40.168	1	Suzuki GSXR 750 K1
77	David MAY	1:21.069	09:19:01.237	2	Suzuki GSXR 750 K1
90	Edward WATSON	1:21.063	09:19:32.863	2	Yamaha R6
77	David MAY	1:20.595	09:20:21.832	3	Suzuki GSXR 750 K1
961	Jack SIM	1:20.054	09:20:23.865	3	Yamaha R6
77	David MAY	1:19.614	09:21:41.446	4	Suzuki GSXR 750 K1
961	Jack SIM	1:19.476	09:21:43.342	4	Yamaha R6
1	Andrew SAUNDERS	1:18.472	09:21:57.460	4	Suzuki GSXR
1	Andrew SAUNDERS	1:17.778	09:23:15.238	5	Suzuki GSXR
258	Ande FRIEND	1:17.391	09:27:39.216	8	Aprilia RSVR

Weather / Track : Cloudy / Dry

Results can be found at www.tsl-timing.com

Page 2 of 4

Donington Park National
Circuit Length = 1.9790 miles
Start: 09:15 Flag 09:27 End: 09:29

Printed - 09:31 Saturday, 05 September 2020

BMCRC - MRO Championships 2020 - Rnd 3 @ Donington Park National

BMCRC Thunderbike Extreme & Ultra / L&W Contractors Rookie 1000

QUALIFYING - STATISTICS

CLASS : U

14 Starters

Fastest Lap History

NO	NAME	LAP TIME	TIME OF DAY	LAP	VEHICLE
17	Jordan KILLWORTH	1:29.752	09:17:45.621	1	Kawasaki ZX-10R
29	Cecil DINSMORE	1:28.307	09:17:49.248	1	Suzuki GSXR 1000
275	Mark WILBY	1:24.466	09:17:54.701	1	Suzuki GSXR1000
78	Jamie THOMAS	1:24.013	09:18:01.674	1	Suzuki GSXR 1000
17	Jordan KILLWORTH	1:22.362	09:19:07.982	2	Kawasaki ZX-10R
29	Cecil DINSMORE	1:21.425	09:19:10.674	2	Suzuki GSXR 1000
5	Stacey KILLWORTH	1:18.946	09:19:23.914	2	Suzuki GSXR 1000
71	Ritchie THORNTON	1:16.937	09:19:34.230	2	Kawsaki ZX7R
5	Stacey KILLWORTH	1:16.307	09:20:40.222	3	Suzuki GSXR 1000
275	Mark WILBY	1:15.090	09:21:50.008	4	Suzuki GSXR1000
71	Ritchie THORNTON	1:14.912	09:23:26.513	5	Kawsaki ZX7R
71	Ritchie THORNTON	1:14.191	09:28:29.219	9	Kawsaki ZX7R

Weather / Track : Cloudy / Dry

Donington Park National
Circuit Length = 1.9790 miles
Start: 09:15 Flag 09:27 End: 09:29

BMCRC - MRO Championships 2020 - Rnd 3 @ Donington Park National

BMCRC Thunderbike Extreme & Ultra / L&W Contractors Rookie 1000

QUALIFYING - STATISTICS

CLASS : R1000

17 Starters

Fastest Lap History

NO	NAME	LAP TIME	TIME OF DAY	LAP	VEHICLE
100	Kenny FRETWELL	1:20.090	09:17:34.230	1	Suzuki GSXR 1000
710	James CRAWSHAW	1:19.521	09:17:43.719	1	Honda FIREBLADE
100	Kenny FRETWELL	1:17.310	09:18:51.537	2	Suzuki GSXR 1000
710	James CRAWSHAW	1:14.982	09:18:58.704	2	Honda FIREBLADE
710	James CRAWSHAW	1:13.748	09:20:12.446	3	Honda FIREBLADE
710	James CRAWSHAW	1:13.467	09:27:40.103	9	Honda FIREBLADE

Weather / Track : Cloudy / Dry

Results can be found at www.tsl-timing.com

Page 4 of 4

Donington Park National
Circuit Length = 1.9790 miles
Start: 09:15 Flag 09:27 End: 09:29

Printed - 09:31 Saturday, 05 September 2020

BMCRC - MRO Championships 2020 - Rnd 3 @ Donington Park National

BMCRC Thunderbike Extreme & Ultra

RACE 2 - GRID (8 Laps)



ROW 11	33	1:30.938	88 George PRINOS	32	1:27.835	186 Stephen WILKINSON	31	1:27.158	115 Albert WILLISHER
ROW 10	30	1:26.968	35 Stephen HARVEY	29	1:26.678	24 Mark REYNOLDS	28	1:26.359	46 Adrian DRAPER
ROW 9	27	1:25.361	44 Tony PARKER	26	1:24.129	171 Daniel GIBBS	25	1:22.620	119 Simon HEALEY
ROW 8	24	1:22.559	3 Tom BARRETT	23	1:22.250	777 Michael CLIFFORD	22	1:22.200	6 Andrew FIRTH
ROW 7	21	1:21.672	86 Stuart BRADBURY	20	1:20.012	129 Derek CRIPPS	19	1:19.614	77 David MAY
ROW 6	18	1:19.286	11 Josh HARVEY	17	1:18.905	90 Edward WATSON	16	1:18.581	193 Tony BOTTO
ROW 5	15	1:18.542	60 Liam McCARTER	14	1:18.334	961 Jack SIM	13	1:18.053	303 Adam NORTON
ROW 4	12	1:17.778	1 Andrew SAUNDERS	11	1:17.761	78 Jamie THOMAS	10	1:17.471	17 Jordan KILLWORTH
ROW 3	9	1:17.391	258 Ande FRIEND	8	1:17.190	29 Cecil DINSMORE	7	1:17.022	41 David ABRAHAM
ROW 2	6	1:16.939	102 James FEARN	5	1:15.826	64 Barry CHAMBERLAIN	4	1:15.756	5 Stacey KILLWORTH
ROW 1	3	1:15.178	143 Steve PALMER	2	1:15.090	275 Mark WILBY	1	1:14.191	71 Ritchie THORNTON
Pole									

Donington Park National
Circuit Length = 1.9790 miles

These results are provisional until the conclusion of any judicial and technical matters.

Clerk Of Course :	Steward :	Timekeeper :
-------------------	-----------	--------------

Results can be found at www.tsl-timing.com

Printed - 09:33 Saturday, 05 September 2020



BMCRC - MRO Championships 2020 - Rnd 3 @ Donington Park National



BMCRC Thunderbike Extreme & Ultra

RACE 2 - CLASSIFICATION



POS	NO	CL	PIC NAME	ENTRY	LAPS	TIME	GAP	DIFF	MPH	BEST	ON
1	143	U	1 Steve PALMER	Suzuki GSXR1000 K6 - K6/Mk1 Transit racing	8	9:58.992			94.92	1:13.199	2
2	11	U	2 Josh HARVEY	Yamaha R1 - NR Racing	8	9:59.728	0.736	0.736	94.81	1:13.749	5
3	275	U	3 Mark WILBY	Suzuki GSXR1000 -	8	10:02.217	3.225	2.489	94.41	1:14.137	5
4	5	U	4 Stacey KILLWORTH	Suzuki GSXR 1000 - BK/Everns	8	10:02.604	3.612	0.387	94.35	1:14.208	2
5	64	U	5 Barry CHAMBERLAIN	Suzuki GSXR1000 - Airsys.co.uk	8	10:14.941	15.949	12.337	92.46	1:15.257	8
6	29	U	6 Cecil DINSMORE	Suzuki GSXR 1000 - KnC Motorsport	8	10:15.065	16.073	0.124	92.44	1:15.527	7
7	41	U	7 David ABRAHAM	Yamaha R1 - Cambridge Motorcycles	8	10:15.835	16.843	0.770	92.33	1:15.945	4
8	102	U	8 James FEARN	Suzuki GSXR1000 -	8	10:16.077	17.085	0.242	92.29	1:15.121	5
9	961	E	1 Jack SIM	Yamaha R6 - ALLIUM by David stead Landscapes /	8	10:16.467	17.475	0.390	92.23	1:15.642	5
10	1	E	2 Andrew SAUNDERS	Suzuki GSXR - SDC PERFORMANCE	8	10:16.555	17.563	0.088	92.22	1:15.745	8
11	60	U	9 Liam McCARTER	Yamaha R1 -	8	10:17.702	18.710	1.147	92.05	1:15.882	6
12	258	E	3 Ande FRIEND	Aprilia RSVR - Flying colours Motorcycle Training	8	10:19.495	20.503	1.793	91.78	1:16.001	5
13	78	U	10 Jamie THOMAS	Suzuki GSXR 1000 - Team RubyRacing	8	10:20.710	21.718	1.215	91.60	1:16.033	5
14	303	U	11 Adam NORTON	Honda CBR1000RR - NRC	8	10:24.886	25.894	4.176	90.99	1:16.336	5
15	129	E	4 Derek CRIPPS	Yamaha R1 - Kelly Cripps	8	10:29.423	30.431	4.537	90.33	1:16.498	8
16	77	E	5 David MAY	Suzuki GSXR 750 K1 - ELP Racing	8	10:31.795	32.803	2.372	89.99	1:17.912	3
17	90	E	6 Edward WATSON	Yamaha R6 - Motorsportdays.com TEA Time Racing	8	10:32.484	33.492	0.689	89.90	1:17.965	8
18	17	U	12 Jordan KILLWORTH	Kawasaki ZX-10R -	8	10:33.196	34.204	0.712	89.79	1:16.831	8
19	6	E	7 Andrew FIRTH	Yamaha YZF-R1 - LTRmotorcycles.co.uk	8	10:59.136	1:00.144	25.940	86.26	1:19.870	8
20	119	E	8 Simon HEALEY	Yamaha R1 - Popular Tyres Limited	8	11:00.849	1:01.857	1.713	86.04	1:20.559	4
21	86	E	9 Stuart BRADBURY	Yamaha R6 -	8	11:04.068	1:05.076	3.219	85.62	1:20.688	4
22	777	E	10 Michael CLIFFORD	Yamaha R1 - Sunnyside Racing	8	11:09.726	1:10.734	5.658	84.90	1:21.990	4
23	193	U	13 Tony BOTTO	Suzuki GSXR 1000 K8 - TB Motorcycles	8	11:15.994	1:17.002	6.268	84.11	1:19.930	7
24	171	E	11 Daniel GIBBS	Suzuki GSXR 750 Y - Thomas Racing	8	11:19.328	1:20.336	3.334	83.70	1:22.650	8
25	44	E	12 Tony PARKER	Yamaha R1 - Emerald Elevators/PriceLess Copiers	8	11:19.551	1:20.559	0.223	83.67	1:22.622	8
26	46	E	13 Adrian DRAPER	Suzuki GSXR 750 - droopy racing uk	8	11:22.963	1:23.971	3.412	83.25	1:23.465	6
27	3	E	14 Tom BARRETT	Honda RS250 - RGV Workshop	7	10:00.838	1 Lap	1 Lap	82.77	1:23.828	3
28	24	E	15 Mark REYNOLDS	Aprilia MILLE -	7	10:03.561	1 Lap	2.723	82.40	1:24.522	6
29	35	E	16 Stephen HARVEY	Yamaha YZF R1 -	7	10:12.962	1 Lap	9.401	81.14	1:25.575	6
30	186	E	17 Stephen WILKINSON	Honda CBR 600 F -	7	10:25.000	1 Lap	12.038	79.57	1:27.005	7
31	88	E	18 George PRINOS	Ducati 996 - KAPPA PLANNING LTD	7	10:48.708	1 Lap	23.708	76.66	1:30.516	2

NOT CLASSIFIED

DNF	71	U	Ritchie THORNTON	Kawasaki ZX7R - Team 71	7	8:39.754	1 Lap		95.69	1:13.073	3
-----	----	---	------------------	-------------------------	---	----------	-------	--	-------	----------	---

FASTEST LAP

	71	U	Ritchie THORNTON	Kawasaki ZX7R - Team 71	3	1:13.073			97.50 mph	156.91 kph	
	961	E	Jack SIM	Yamaha R6 - ALLIUM by David stead Landscapes /	5	1:15.642			94.18 mph	151.58 kph	

Class U - 92.5% of Race Speed = 87.80 mph

Class E - 92.5% of Race Speed = 85.31 mph

Donington Park National
Circuit Length = 1.9790 miles
Start: 12:16 Flag 12:26 End: 12:28

Weather / Track : Cloudy / Dry

These results are provisional until the conclusion of any judicial and technical matters.

Clerk Of Course :	Steward :	Timekeeper :
-------------------	-----------	--------------

Results can be found at www.tsl-timing.com

Printed - 12:28 Saturday, 05 September 2020



BMCR - MRO Championships 2020 - Rnd 3 @ Donington Park National

BMCR Thunderbike Extreme & Ultra

RACE 2 - LAP CHART

LAP 1 @ 12:18:00.642

NO	BEHIND	LAP TIME
71		1:17.642
275	1.084	1:18.726
41	1.660	1:19.302
5	1.988	1:19.630
11	3.229	1:20.871
961	3.816	1:21.458
29	3.933	1:21.575
143	3.963	1:21.605
64	4.277	1:21.919
102	4.687	1:22.329
1	4.890	1:22.532
60	5.207	1:22.849
78	5.874	1:23.516
258	6.235	1:23.877
90	6.519	1:24.161
303	6.776	1:24.418
77	7.551	1:25.193
129	7.778	1:25.420
86	10.027	1:27.669
17	10.083	1:27.725
777	11.325	1:28.967
6	11.502	1:29.144
193	12.616	1:30.258
119	13.009	1:30.651
44	14.334	1:31.976
171	14.469	1:32.111
46	14.986	1:32.628
3	15.540	1:33.182
24	15.836	1:33.478
35	17.113	1:34.755
88	20.106	1:37.748
186	20.578	1:38.220

LAP 2 @ 12:19:14.895

NO	BEHIND	LAP TIME
71		1:14.253
275	1.433	1:14.602
5	1.943	1:14.208
11	2.759	1:13.783
143	2.909	1:13.199
41	3.427	1:16.020
29	6.496	1:16.816
64	6.506	1:16.482
961	6.890	1:17.327
1	7.078	1:16.441
102	7.496	1:17.062
60	7.756	1:16.802
78	8.060	1:16.439
258	8.874	1:16.892
303	9.693	1:17.170
90	10.841	1:18.575
77	11.350	1:18.052
129	11.612	1:18.087
17	14.355	1:18.525
86	17.179	1:21.405
6	20.232	1:22.983
777	20.421	1:23.349
119	20.797	1:22.041
193	21.041	1:22.678
171	24.360	1:24.144
44	24.995	1:24.914
3	25.530	1:24.243

LAP 3 @ 12:20:27.968

NO	BEHIND	LAP TIME
71		1:13.073
275	2.798	1:14.438
143	3.358	1:13.522
5	3.407	1:14.537
11	3.745	1:14.059
41	6.389	1:16.035
29	9.734	1:16.311
64	9.822	1:16.389
1	10.334	1:16.329
102	11.109	1:16.686
961	11.186	1:17.369
60	11.530	1:16.847
78	11.957	1:16.970
258	12.294	1:16.493
303	13.364	1:16.744
77	16.189	1:17.912
129	16.498	1:17.959
90	16.736	1:18.968
17	20.632	1:19.350
86	25.696	1:21.590
6	28.556	1:21.397
119	30.390	1:22.666
777	30.681	1:23.333
171	35.618	1:24.331
3	36.285	1:23.828
44	36.293	1:24.371
46	37.042	1:24.269
24	39.281	1:24.960
193	41.162	1:33.194
35	43.974	1:27.278
186	49.148	1:28.365
88	54.750	1:31.454

LAP 4 @ 12:21:41.132

NO	BEHIND	LAP TIME
71		1:13.164
143	4.041	1:13.847
11	4.582	1:14.001
275	4.882	1:15.248
5	5.236	1:14.993
41	9.170	1:15.945
29	12.400	1:15.830
64	12.449	1:15.791
1	13.630	1:16.460
102	13.747	1:15.802
961	14.231	1:16.209
60	14.644	1:16.278
78	15.198	1:16.405
258	15.463	1:16.333
303	16.742	1:16.542
77	21.070	1:18.045
129	21.404	1:18.070
90	21.613	1:18.041
17	25.770	1:18.302
86	33.220	1:20.688
6	36.745	1:21.353

LAP 5 @ 12:22:54.492

NO	BEHIND	LAP TIME
71		1:13.360
143	4.781	1:14.100
11	4.971	1:13.749
275	5.659	1:14.137
5	6.230	1:14.354
41	12.137	1:16.327
29	15.007	1:15.967
64	15.128	1:16.039
102	15.508	1:15.121
1	16.050	1:15.780
961	16.513	1:15.642
60	17.247	1:15.963
78	17.871	1:16.033
258	18.104	1:16.001
303	19.718	1:16.336
77	26.073	1:18.363
129	26.502	1:18.458
90	26.834	1:18.581
17	30.214	1:17.804
86	41.614	1:21.754
6	44.976	1:21.591
119	45.685	1:21.260
777	49.479	1:23.332
171	58.416	1:24.852
44	58.880	1:24.942
193	59.269	1:23.411
3	1:00.250	1:25.637
46	1:00.280	1:25.376
24	1:02.523	1:24.945
35	1:10.217	1:26.015

LAP 6 @ 12:24:08.636

NO	BEHIND	LAP TIME
71		1:14.144
186	1 Lap	1:27.890
143	4.635	1:13.998
11	5.047	1:14.220
275	6.175	1:14.660
5	6.784	1:14.698
41	15.660	1:17.667
29	17.532	1:16.669
64	17.736	1:16.752
102	17.874	1:16.510
1	18.248	1:16.342
88	1 Lap	1:32.930
961	18.483	1:16.114
60	18.985	1:15.882
78	20.502	1:16.775
258	20.787	1:16.827
303	22.761	1:17.187

LAP 7 @ 12:25:22.754

NO	BEHIND	LAP TIME
71		1:14.118
143	4.728	1:14.211
11	4.962	1:14.033
275	7.156	1:15.099
5	7.276	1:14.610
35	1 Lap	1:25.575
186	1 Lap	1:27.961
41	18.607	1:17.065
29	18.941	1:15.527
64	19.930	1:16.312
102	20.563	1:16.807
961	20.837	1:16.472
1	21.056	1:16.926
60	21.613	1:16.746
78	23.138	1:16.754
258	23.302	1:16.633
303	26.114	1:17.471
129	33.171	1:16.960
77	34.023	1:18.244
90	34.765	1:18.158
88	1 Lap	1:31.889
17	36.611	1:17.498
6	59.512	1:21.907
119	1:00.490	1:22.080
86	1:01.284	1:24.561
777	1:07.755	1:23.139
193	1:13.873	1:19.930
171	1:16.924	1:23.078
44	1:17.175	1:22.784
46	1:19.207	1:23.724

LAP 8 @ 12:26:41.992

NO	BEHIND	LAP TIME
143		1:14.510
11	0.736	1:15.012
3	1 Lap	1:24.697
275	3.225	1:15.307
5	3.612	1:15.574
24	1 Lap	1:25.024
35	1 Lap	1:25.678
64	15.949	1:15.257
29	16.073	1:16.370
41	16.843	1:17.474
102	17.085	1:15.760
961	17.475	1:15.876
1	17.563	1:15.745
60	18.710	1:16.335

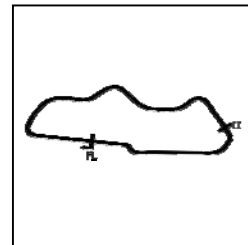
Weather / Track : Cloudy / Dry

Donington Park National
Circuit Length = 1.9790 miles
Start: 12:16 Flag 12:26 End: 12:28

BMCRC - MRO Championships 2020 - Rnd 3 @ Donington Park National

BMCRC Thunderbike Extreme & Ultra

RACE 2 - SECTOR ANALYSIS



SECTOR 1 = FL to I1, SECTOR 2 = I1 to FL, DIFF = Difference To Personal Best Lap, P = Crossed Finish Line in Pit Lane, D = Time Disallowed

P1 143 U		Steve PALMER		Suzuki GSXR1000 K6 - K6/Mk1 Transit racing		
IDEAL LAP TIME : 1:13.169		BEST LAP TIME : 1:13.199		DIFFERENCE : 0.030		
LAP	SECTOR 1	SECTOR 2	LAP TIME	MPH	DIFF	TIME OF DAY
1 -		26.542	1:21.605	87.30	8.406	12:18:04.605
2 -	47.605	25.594	1:13.199 (1)	97.33		12:19:17.804
3 -	47.941	25.581	1:13.522 (2)	96.90	0.323	12:20:31.326
4 -	48.283	25.564	1:13.847 (3)	96.47	0.648	12:21:45.173
5 -	48.444	25.656	1:14.100	96.14	0.901	12:22:59.273
6 -	48.125	25.873	1:13.998	96.28	0.799	12:24:13.271
7 -	48.253	25.958	1:14.211	96.00	1.012	12:25:27.482
8 -	48.319	26.191	1:14.510	95.61	1.311	12:26:41.992

P2 11 U		Josh HARVEY		Yamaha R1 - NR Racing		
IDEAL LAP TIME : 1:13.718		BEST LAP TIME : 1:13.749		DIFFERENCE : 0.031		
LAP	SECTOR 1	SECTOR 2	LAP TIME	MPH	DIFF	TIME OF DAY
1 -		26.151	1:20.871	88.09	7.122	12:18:03.871
2 -	48.101	25.682	1:13.783 (2)	96.56	0.034	12:19:17.654
3 -	48.269	25.790	1:14.059	96.20	0.310	12:20:31.713
4 -	48.228	25.773	1:14.001 (3)	96.27	0.252	12:21:45.714
5 -	48.127	25.622	1:13.749 (1)	96.60		12:22:59.463
6 -	48.603	25.617	1:14.220	95.99	0.471	12:24:13.683
7 -	48.246	25.787	1:14.033	96.23	0.284	12:25:27.716
8 -	48.798	26.214	1:15.012	94.98	1.263	12:26:42.728

P3 275 U		Mark WILBY		Suzuki GSXR1000 -		
IDEAL LAP TIME : 1:14.137		BEST LAP TIME : 1:14.137		DIFFERENCE : 0.000		
LAP	SECTOR 1	SECTOR 2	LAP TIME	MPH	DIFF	TIME OF DAY
1 -		26.224	1:18.726	90.49	4.589	12:18:01.726
2 -	48.630	25.972	1:14.602 (3)	95.50	0.465	12:19:16.328
3 -	48.518	25.920	1:14.438 (2)	95.71	0.301	12:20:30.766
4 -	48.845	26.403	1:15.248	94.68	1.111	12:21:46.014
5 -	48.313	25.824	1:14.137 (1)	96.10		12:23:00.151
6 -	48.786	25.874	1:14.660	95.42	0.523	12:24:14.811
7 -	48.438	26.661	1:15.099	94.86	0.962	12:25:29.910
8 -	48.988	26.319	1:15.307	94.60	1.170	12:26:45.217

P4 5 U		Stacey KILLWORTH		Suzuki GSXR 1000 - BK/Everns		
IDEAL LAP TIME : 1:14.110		BEST LAP TIME : 1:14.208		DIFFERENCE : 0.098		
LAP	SECTOR 1	SECTOR 2	LAP TIME	MPH	DIFF	TIME OF DAY
1 -		26.496	1:19.630	89.47	5.422	12:18:02.630
2 -	48.252	25.956	1:14.208 (1)	96.00		12:19:16.838
3 -	48.297	26.240	1:14.537 (3)	95.58	0.329	12:20:31.375
4 -	48.946	26.047	1:14.993	95.00	0.785	12:21:46.368
5 -	48.190	26.164	1:14.354 (2)	95.82	0.146	12:23:00.722
6 -	48.661	26.037	1:14.698	95.37	0.490	12:24:15.420
7 -	48.154	26.456	1:14.610	95.49	0.402	12:25:30.030
8 -	49.105	26.469	1:15.574	94.27	1.366	12:26:45.604

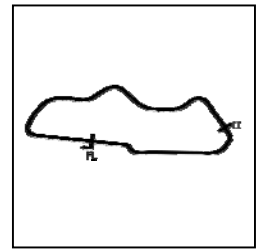
Weather / Track : Cloudy / Dry

Donington Park National
Circuit Length = 1.9790 miles
Start: 12:16 Flag 12:26 End: 12:28

BMCRC - MRO Championships 2020 - Rnd 3 @ Donington Park National

BMCRC Thunderbike Extreme & Ultra

RACE 2 - SECTOR ANALYSIS



SECTOR 1 = FL to I1, SECTOR 2 = I1 to FL, DIFF = Difference To Personal Best Lap, P = Crossed Finish Line in Pit Lane, D = Time Disallowed

P5 64 U Barry CHAMBERLAIN		Suzuki GSXR1000 - Airsys.co.uk				
IDEAL LAP TIME : 1:15.257		BEST LAP TIME : 1:15.257		DIFFERENCE : 0.000		
LAP	SECTOR 1	SECTOR 2	LAP TIME	MPH	DIFF	TIME OF DAY
1 -		27.211	1:21.919	86.97	6.662	12:18:04.919
2 -	49.705	26.777	1:16.482	93.15	1.225	12:19:21.401
3 -	49.716	26.673	1:16.389	93.26	1.132	12:20:37.790
4 -	49.315	26.476	1:15.791 (2)	94.00	0.534	12:21:53.581
5 -	49.551	26.488	1:16.039 (3)	93.69	0.782	12:23:09.620
6 -	49.538	27.214	1:16.752	92.82	1.495	12:24:26.372
7 -	49.924	26.388	1:16.312	93.36	1.055	12:25:42.684
8 -	49.012	26.245	1:15.257 (1)	94.67		12:26:57.941

P6 29 U Cecil DINSMORE		Suzuki GSXR 1000 - KnC Motorsport				
IDEAL LAP TIME : 1:15.386		BEST LAP TIME : 1:15.527		DIFFERENCE : 0.141		
LAP	SECTOR 1	SECTOR 2	LAP TIME	MPH	DIFF	TIME OF DAY
1 -		27.054	1:21.575	87.33	6.048	12:18:04.575
2 -	49.807	27.009	1:16.816	92.74	1.289	12:19:21.391
3 -	49.529	26.782	1:16.311	93.36	0.784	12:20:37.702
4 -	49.223	26.607	1:15.830 (2)	93.95	0.303	12:21:53.532
5 -	49.489	26.478	1:15.967 (3)	93.78	0.440	12:23:09.499
6 -	49.474	27.195	1:16.669	92.92	1.142	12:24:26.168
7 -	48.908	26.619	1:15.527 (1)	94.33		12:25:41.695
8 -	49.737	26.633	1:16.370	93.29	0.843	12:26:58.065

P7 41 U David ABRAHAM		Yamaha R1 - Cambridge Motorcycles				
IDEAL LAP TIME : 1:15.421		BEST LAP TIME : 1:15.945		DIFFERENCE : 0.524		
LAP	SECTOR 1	SECTOR 2	LAP TIME	MPH	DIFF	TIME OF DAY
1 -		26.385	1:19.302	89.84	3.357	12:18:02.302
2 -	49.342	26.678	1:16.020 (2)	93.72	0.075	12:19:18.322
3 -	49.036	26.999	1:16.035 (3)	93.70	0.090	12:20:34.357
4 -	49.360	26.585	1:15.945 (1)	93.81		12:21:50.302
5 -	49.715	26.612	1:16.327	93.34	0.382	12:23:06.629
6 -	49.791	27.876	1:17.667	91.73	1.722	12:24:24.296
7 -	49.964	27.101	1:17.065	92.44	1.120	12:25:41.361
8 -	50.405	27.069	1:17.474	91.96	1.529	12:26:58.835

P8 102 U James FEARN		Suzuki GSXR1000 -				
IDEAL LAP TIME : 1:15.121		BEST LAP TIME : 1:15.121		DIFFERENCE : 0.000		
LAP	SECTOR 1	SECTOR 2	LAP TIME	MPH	DIFF	TIME OF DAY
1 -		26.788	1:22.329	86.53	7.208	12:18:05.329
2 -	50.251	26.811	1:17.062	92.45	1.941	12:19:22.391
3 -	49.885	26.801	1:16.686	92.90	1.565	12:20:39.077
4 -	49.537	26.265	1:15.802 (3)	93.99	0.681	12:21:54.879
5 -	48.892	26.229	1:15.121 (1)	94.84		12:23:10.000
6 -	49.534	26.976	1:16.510	93.12	1.389	12:24:26.510
7 -	49.816	26.991	1:16.807	92.76	1.686	12:25:43.317
8 -	49.195	26.565	1:15.760 (2)	94.04	0.639	12:26:59.077

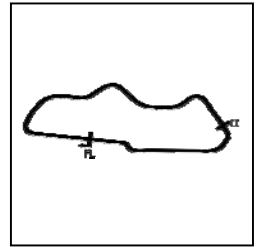
Weather / Track : Cloudy / Dry

Donington Park National
Circuit Length = 1.9790 miles
Start: 12:16 Flag 12:26 End: 12:28

BMCRC - MRO Championships 2020 - Rnd 3 @ Donington Park National

BMCRC Thunderbike Extreme & Ultra

RACE 2 - SECTOR ANALYSIS



SECTOR 1 = FL to I1, SECTOR 2 = I1 to FL, DIFF = Difference To Personal Best Lap, P = Crossed Finish Line in Pit Lane, D = Time Disallowed

P9 961 E Jack SIM			Yamaha R6 - ALLIUM by David stead Landscapes / Platform Lifi			
IDEAL LAP TIME : 1:15.642		BEST LAP TIME : 1:15.642		DIFFERENCE : 0.000		
LAP	SECTOR 1	SECTOR 2	LAP TIME	MPH	DIFF	TIME OF DAY
1 -		27.684	1:21.458	87.46	5.816	12:18:04.458
2 -	49.901	27.426	1:17.327	92.13	1.685	12:19:21.785
3 -	49.961	27.408	1:17.369	92.08	1.727	12:20:39.154
4 -	49.575	26.634	1:16.209	93.48	0.567	12:21:55.363
5 -	49.020	26.622	1:15.642 (1)	94.18		12:23:11.005
6 -	49.254	26.860	1:16.114 (3)	93.60	0.472	12:24:27.119
7 -	49.206	27.266	1:16.472	93.16	0.830	12:25:43.591
8 -	49.137	26.739	1:15.876 (2)	93.89	0.234	12:26:59.467

P10 1 E Andrew SAUNDERS			Suzuki GSXR - SDC PERFORMANCE			
IDEAL LAP TIME : 1:15.634		BEST LAP TIME : 1:15.745		DIFFERENCE : 0.111		
LAP	SECTOR 1	SECTOR 2	LAP TIME	MPH	DIFF	TIME OF DAY
1 -		27.418	1:22.532	86.32	6.787	12:18:05.532
2 -	49.895	26.546	1:16.441	93.20	0.696	12:19:21.973
3 -	49.481	26.848	1:16.329 (3)	93.34	0.584	12:20:38.302
4 -	49.706	26.754	1:16.460	93.18	0.715	12:21:54.762
5 -	49.467	26.313	1:15.780 (2)	94.01	0.035	12:23:10.542
6 -	49.498	26.844	1:16.342	93.32	0.597	12:24:26.884
7 -	50.053	26.873	1:16.926	92.61	1.181	12:25:43.810
8 -	49.321	26.424	1:15.745 (1)	94.06		12:26:59.555

P11 60 U Liam McCARTER			Yamaha R1 -			
IDEAL LAP TIME : 1:15.463		BEST LAP TIME : 1:15.882		DIFFERENCE : 0.419		
LAP	SECTOR 1	SECTOR 2	LAP TIME	MPH	DIFF	TIME OF DAY
1 -		27.054	1:22.849	85.99	6.967	12:18:05.849
2 -	49.887	26.915	1:16.802	92.76	0.920	12:19:22.651
3 -	49.949	26.898	1:16.847	92.71	0.965	12:20:39.498
4 -	49.766	26.512	1:16.278 (3)	93.40	0.396	12:21:55.776
5 -	48.951	27.012	1:15.963 (2)	93.79	0.081	12:23:11.739
6 -	49.144	26.738	1:15.882 (1)	93.89		12:24:27.621
7 -	49.595	27.151	1:16.746	92.83	0.864	12:25:44.367
8 -	49.581	26.754	1:16.335	93.33	0.453	12:27:00.702

P12 258 E Ande FRIEND			Aprilia RSVR - Flying colours Motorcycle Training			
IDEAL LAP TIME : 1:15.756		BEST LAP TIME : 1:16.001		DIFFERENCE : 0.245		
LAP	SECTOR 1	SECTOR 2	LAP TIME	MPH	DIFF	TIME OF DAY
1 -		27.525	1:23.877	84.94	7.876	12:18:06.877
2 -	49.890	27.002	1:16.892	92.65	0.891	12:19:23.769
3 -	49.207	27.286	1:16.493	93.14	0.492	12:20:40.262
4 -	49.645	26.688	1:16.333 (2)	93.33	0.332	12:21:56.595
5 -	49.068	26.933	1:16.001 (1)	93.74		12:23:12.596
6 -	49.615	27.212	1:16.827	92.73	0.826	12:24:29.423
7 -	49.506	27.127	1:16.633	92.97	0.632	12:25:46.056
8 -	49.415	27.024	1:16.439 (3)	93.20	0.438	12:27:02.495

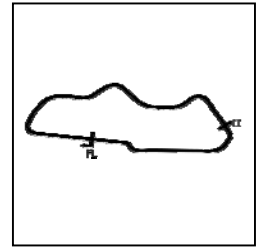
Weather / Track : Cloudy / Dry

Donington Park National
Circuit Length = 1.9790 miles
Start: 12:16 Flag 12:26 End: 12:28

BMCRC - MRO Championships 2020 - Rnd 3 @ Donington Park National

BMCRC Thunderbike Extreme & Ultra

RACE 2 - SECTOR ANALYSIS



SECTOR 1 = FL to I1, SECTOR 2 = I1 to FL, DIFF = Difference To Personal Best Lap, P = Crossed Finish Line in Pit Lane, D = Time Disallowed

P13	78 U	Jamie THOMAS	Suzuki GSXR 1000 - Team RubyRacing			
IDEAL LAP TIME : 1:15.616		BEST LAP TIME : 1:16.033	DIFFERENCE : 0.417			

LAP	SECTOR 1	SECTOR 2	LAP TIME	MPH	DIFF	TIME OF DAY
1 -		27.328	1:23.516	85.30	7.483	12:18:06.516
2 -	50.063	26.376	1:16.439 (3)	93.20	0.406	12:19:22.955
3 -	49.810	27.160	1:16.970	92.56	0.937	12:20:39.925
4 -	49.817	26.588	1:16.405 (2)	93.24	0.372	12:21:56.330
5 -	49.240	26.793	1:16.033 (1)	93.70		12:23:12.363
6 -	49.738	27.037	1:16.775	92.79	0.742	12:24:29.138
7 -	49.790	26.964	1:16.754	92.82	0.721	12:25:45.892
8 -	50.448	27.370	1:17.818	91.55	1.785	12:27:03.710

P14	303 U	Adam NORTON	Honda CBR1000RR - NRC			
IDEAL LAP TIME : 1:16.085		BEST LAP TIME : 1:16.336	DIFFERENCE : 0.251			

LAP	SECTOR 1	SECTOR 2	LAP TIME	MPH	DIFF	TIME OF DAY
1 -		27.249	1:24.418	84.39	8.082	12:18:07.418
2 -	50.288	26.882	1:17.170	92.32	0.834	12:19:24.588
3 -	50.079	26.665	1:16.744 (3)	92.83	0.408	12:20:41.332
4 -	49.718	26.824	1:16.542 (2)	93.08	0.206	12:21:57.874
5 -	49.420	26.916	1:16.336 (1)	93.33		12:23:14.210
6 -	49.900	27.287	1:17.187	92.30	0.851	12:24:31.397
7 -	50.187	27.284	1:17.471	91.96	1.135	12:25:48.868
8 -	50.628	28.390	1:19.018	90.16	2.682	12:27:07.886

P15	129 E	Derek CRIPPS	Yamaha R1 - Kelly Cripps			
IDEAL LAP TIME : 1:16.498		BEST LAP TIME : 1:16.498	DIFFERENCE : 0.000			

LAP	SECTOR 1	SECTOR 2	LAP TIME	MPH	DIFF	TIME OF DAY
1 -		27.562	1:25.420	83.40	8.922	12:18:08.420
2 -	50.860	27.227	1:18.087	91.23	1.589	12:19:26.507
3 -	50.499	27.460	1:17.959 (3)	91.38	1.461	12:20:44.466
4 -	50.537	27.533	1:18.070	91.25	1.572	12:22:02.536
5 -	50.877	27.581	1:18.458	90.80	1.960	12:23:20.994
6 -	50.404	27.567	1:17.971	91.37	1.473	12:24:38.965
7 -	50.016	26.944	1:16.960 (2)	92.57	0.462	12:25:55.925
8 -	49.621	26.877	1:16.498 (1)	93.13		12:27:12.423

P16	77 E	David MAY	Suzuki GSXR 750 K1 - ELP Racing			
IDEAL LAP TIME : 1:17.751		BEST LAP TIME : 1:17.912	DIFFERENCE : 0.161			

LAP	SECTOR 1	SECTOR 2	LAP TIME	MPH	DIFF	TIME OF DAY
1 -		27.676	1:25.193	83.62	7.281	12:18:08.193
2 -	50.771	27.281	1:18.052	91.28	0.140	12:19:26.245
3 -	50.611	27.301	1:17.912 (1)	91.44		12:20:44.157
4 -	50.652	27.393	1:18.045	91.28	0.133	12:22:02.202
5 -	50.958	27.405	1:18.363	90.91	0.451	12:23:20.565
6 -	50.537	27.431	1:17.968 (2)	91.37	0.056	12:24:38.533
7 -	51.013	27.231	1:18.244	91.05	0.332	12:25:56.777
8 -	50.804	27.214	1:18.018 (3)	91.32	0.106	12:27:14.795

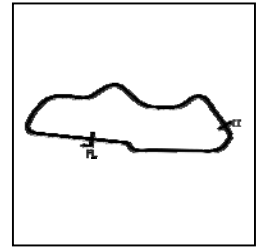
Weather / Track : Cloudy / Dry

Donington Park National
Circuit Length = 1.9790 miles
Start: 12:16 Flag 12:26 End: 12:28

BMCRC - MRO Championships 2020 - Rnd 3 @ Donington Park National

BMCRC Thunderbike Extreme & Ultra

RACE 2 - SECTOR ANALYSIS



SECTOR 1 = FL to I1, SECTOR 2 = I1 to FL, DIFF = Difference To Personal Best Lap, P = Crossed Finish Line in Pit Lane, D = Time Disallowed

P17	90 E	Edward WATSON	Yamaha R6 - Motorsportdays.com TEA Time Racing			
IDEAL LAP TIME : 1:17.773		BEST LAP TIME : 1:17.965	DIFFERENCE : 0.192			

LAP	SECTOR 1	SECTOR 2	LAP TIME	MPH	DIFF	TIME OF DAY
1 -		27.410	1:24.161	84.65	6.196	12:18:07.161
2 -	51.136	27.439	1:18.575	90.67	0.610	12:19:25.736
3 -	50.903	28.065	1:18.968	90.22	1.003	12:20:44.704
4 -	50.523	27.518	1:18.041 (3)	91.29	0.076	12:22:02.745
5 -	50.970	27.611	1:18.581	90.66	0.616	12:23:21.326
6 -	50.373	27.662	1:18.035 (2)	91.30	0.070	12:24:39.361
7 -	50.551	27.607	1:18.158	91.15	0.193	12:25:57.519
8 -	50.363	27.602	1:17.965 (1)	91.38		12:27:15.484

P18	17 U	Jordan KILLWORTH	Kawasaki ZX-10R -			
IDEAL LAP TIME : 1:16.694		BEST LAP TIME : 1:16.831	DIFFERENCE : 0.137			

LAP	SECTOR 1	SECTOR 2	LAP TIME	MPH	DIFF	TIME OF DAY
1 -		27.532	1:27.725	81.21	10.894	12:18:10.725
2 -	51.306	27.219	1:18.525	90.73	1.694	12:19:29.250
3 -	51.340	28.010	1:19.350	89.78	2.519	12:20:48.600
4 -	51.258	27.044	1:18.302	90.98	1.471	12:22:06.902
5 -	50.452	27.352	1:17.804	91.57	0.973	12:23:24.706
6 -	50.311	26.850	1:17.161 (2)	92.33	0.330	12:24:41.867
7 -	50.326	27.172	1:17.498 (3)	91.93	0.667	12:25:59.365
8 -	50.448	26.383	1:16.831 (1)	92.73		12:27:16.196

P19	6 E	Andrew FIRTH	Yamaha YZF-R1 - LTRmotorcycles.co.uk			
IDEAL LAP TIME : 1:19.870		BEST LAP TIME : 1:19.870	DIFFERENCE : 0.000			

LAP	SECTOR 1	SECTOR 2	LAP TIME	MPH	DIFF	TIME OF DAY
1 -		29.125	1:29.144	79.92	9.274	12:18:12.144
2 -	54.653	28.330	1:22.983	85.85	3.113	12:19:35.127
3 -	53.025	28.372	1:21.397	87.52	1.527	12:20:56.524
4 -	52.814	28.539	1:21.353 (3)	87.57	1.483	12:22:17.877
5 -	53.403	28.188	1:21.591	87.32	1.721	12:23:39.468
6 -	52.930	27.961	1:20.891 (2)	88.07	1.021	12:25:00.359
7 -	53.809	28.098	1:21.907	86.98	2.037	12:26:22.266
8 -	52.204	27.666	1:19.870 (1)	89.20		12:27:42.136

P20	119 E	Simon HEALEY	Yamaha R1 - Popular Tyres Limited			
IDEAL LAP TIME : 1:20.451		BEST LAP TIME : 1:20.559	DIFFERENCE : 0.108			

LAP	SECTOR 1	SECTOR 2	LAP TIME	MPH	DIFF	TIME OF DAY
1 -		28.641	1:30.651	78.59	10.092	12:18:13.651
2 -	53.478	28.563	1:22.041	86.84	1.482	12:19:35.692
3 -	54.283	28.383	1:22.666	86.18	2.107	12:20:58.358
4 -	52.731	27.828	1:20.559 (1)	88.44		12:22:18.917
5 -	52.992	28.268	1:21.260	87.67	0.701	12:23:40.177
6 -	53.088	27.899	1:20.987 (3)	87.97	0.428	12:25:01.164
7 -	53.307	28.773	1:22.080	86.80	1.521	12:26:23.244
8 -	52.623	27.982	1:20.605 (2)	88.38	0.046	12:27:43.849

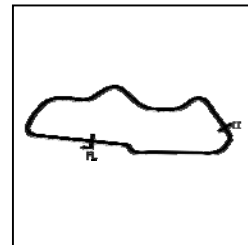
Weather / Track : Cloudy / Dry

Donington Park National
Circuit Length = 1.9790 miles
Start: 12:16 Flag 12:26 End: 12:28

BMCRC - MRO Championships 2020 - Rnd 3 @ Donington Park National

BMCRC Thunderbike Extreme & Ultra

RACE 2 - SECTOR ANALYSIS



SECTOR 1 = FL to I1, SECTOR 2 = I1 to FL, DIFF = Difference To Personal Best Lap, P = Crossed Finish Line in Pit Lane, D = Time Disallowed

P21 86 E		Stuart BRADBURY		Yamaha R6 -		
IDEAL LAP TIME : 1:20.688		BEST LAP TIME : 1:20.688		DIFFERENCE : 0.000		
LAP	SECTOR 1	SECTOR 2	LAP TIME	MPH	DIFF	TIME OF DAY
1 -		28.505	1:27.669	81.26	6.981	12:18:10.669
2 -	53.263	28.142	1:21.405 (2)	87.52	0.717	12:19:32.074
3 -	53.501	28.089	1:21.590 (3)	87.32	0.902	12:20:53.664
4 -	52.674	28.014	1:20.688 (1)	88.29		12:22:14.352
5 -	52.776	28.978	1:21.754	87.14	1.066	12:23:36.106
6 -	54.391	28.980	1:23.371	85.45	2.683	12:24:59.477
7 -	54.319	30.242	1:24.561	84.25	3.873	12:26:24.038
8 -	54.512	28.518	1:23.030	85.80	2.342	12:27:47.068

P22 777 E		Michael CLIFFORD		Yamaha R1 - Sunnyside Racing		
IDEAL LAP TIME : 1:21.869		BEST LAP TIME : 1:21.990		DIFFERENCE : 0.121		
LAP	SECTOR 1	SECTOR 2	LAP TIME	MPH	DIFF	TIME OF DAY
1 -		29.478	1:28.967	80.08	6.977	12:18:11.967
2 -	54.344	29.005	1:23.349	85.47	1.359	12:19:35.316
3 -	54.269	29.064	1:23.333	85.49	1.343	12:20:58.649
4 -	53.428	28.562	1:21.990 (1)	86.89		12:22:20.639
5 -	54.382	28.950	1:23.332	85.49	1.342	12:23:43.971
6 -	53.849	29.550	1:23.399	85.42	1.409	12:25:07.370
7 -	54.363	28.776	1:23.139 (3)	85.69	1.149	12:26:30.509
8 -	53.776	28.441	1:22.217 (2)	86.65	0.227	12:27:52.726

P23 193 U		Tony BOTTO		Suzuki GSXR 1000 K8 - TB Motorcycles		
IDEAL LAP TIME : 1:19.930		BEST LAP TIME : 1:19.930		DIFFERENCE : 0.000		
LAP	SECTOR 1	SECTOR 2	LAP TIME	MPH	DIFF	TIME OF DAY
1 -		28.814	1:30.258	78.93	10.328	12:18:13.258
2 -	54.337	28.341	1:22.678	86.17	2.748	12:19:35.936
3 -	54.203	38.991	1:33.194	76.44	13.264	12:21:09.130
4 -	53.578	27.642	1:21.220 (2)	87.72	1.290	12:22:30.350
5 -	54.893	28.518	1:23.411	85.41	3.481	12:23:53.761
6 -	54.371	28.565	1:22.936	85.90	3.006	12:25:16.697
7 -	52.502	27.428	1:19.930 (1)	89.13		12:26:36.627
8 -	52.521	29.846	1:22.367 (3)	86.49	2.437	12:27:58.994

P24 171 E		Daniel GIBBS		Suzuki GSXR 750 Y - Thomas Racing		
IDEAL LAP TIME : 1:22.462		BEST LAP TIME : 1:22.650		DIFFERENCE : 0.188		
LAP	SECTOR 1	SECTOR 2	LAP TIME	MPH	DIFF	TIME OF DAY
1 -		29.291	1:32.111	77.34	9.461	12:18:15.111
2 -	54.868	29.276	1:24.144	84.67	1.494	12:19:39.255
3 -	54.713	29.618	1:24.331	84.48	1.681	12:21:03.586
4 -	54.740	29.730	1:24.470	84.34	1.820	12:22:28.056
5 -	55.713	29.139	1:24.852	83.96	2.202	12:23:52.908
6 -	54.628	29.064	1:23.692 (3)	85.12	1.042	12:25:16.600
7 -	54.157	28.921	1:23.078 (2)	85.75	0.428	12:26:39.678
8 -	53.541	29.109	1:22.650 (1)	86.20		12:28:02.328

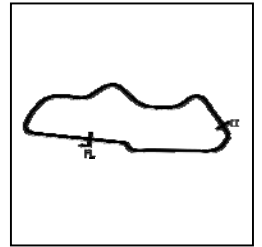
Weather / Track : Cloudy / Dry

Donington Park National
Circuit Length = 1.9790 miles
Start: 12:16 Flag 12:26 End: 12:28

BMCRC - MRO Championships 2020 - Rnd 3 @ Donington Park National

BMCRC Thunderbike Extreme & Ultra

RACE 2 - SECTOR ANALYSIS



SECTOR 1 = FL to I1, SECTOR 2 = I1 to FL, DIFF = Difference To Personal Best Lap, P = Crossed Finish Line in Pit Lane, D = Time Disallowed

P25 44 E		Tony PARKER		Yamaha R1 - Emerald Elevators/PriceLess Copiers		
IDEAL LAP TIME : 1:22.525		BEST LAP TIME : 1:22.622		DIFFERENCE : 0.097		
LAP	SECTOR 1	SECTOR 2	LAP TIME	MPH	DIFF	TIME OF DAY
1 -		29.739	1:31.976	77.46	9.354	12:18:14.976
2 -	55.440	29.474	1:24.914	83.90	2.292	12:19:39.890
3 -	54.726	29.645	1:24.371	84.44	1.749	12:21:04.261
4 -	54.409	29.760	1:24.169	84.64	1.547	12:22:28.430
5 -	55.684	29.258	1:24.942	83.87	2.320	12:23:53.372
6 -	54.486	29.287	1:23.773 (3)	85.04	1.151	12:25:17.145
7 -	54.000	28.784	1:22.784 (2)	86.06	0.162	12:26:39.929
8 -	53.741	28.881	1:22.622 (1)	86.23		12:28:02.551

P26 46 E		Adrian DRAPER		Suzuki GSXR 750 - droopy racing uk		
IDEAL LAP TIME : 1:23.080		BEST LAP TIME : 1:23.465		DIFFERENCE : 0.385		
LAP	SECTOR 1	SECTOR 2	LAP TIME	MPH	DIFF	TIME OF DAY
1 -		29.443	1:32.628	76.91	9.163	12:18:15.628
2 -	55.611	29.502	1:25.113	83.70	1.648	12:19:40.741
3 -	54.941	29.328	1:24.269	84.54	0.804	12:21:05.010
4 -	54.970	29.416	1:24.386	84.42	0.921	12:22:29.396
5 -	55.588	29.788	1:25.376	83.45	1.911	12:23:54.772
6 -	54.244	29.221	1:23.465 (1)	85.36		12:25:18.237
7 -	53.859	29.865	1:23.724 (2)	85.09	0.259	12:26:41.961
8 -	54.632	29.370	1:24.002 (3)	84.81	0.537	12:28:05.963

P27 3 E		Tom BARRETT		Honda RS250 - RGV Workshop		
IDEAL LAP TIME : 1:23.330		BEST LAP TIME : 1:23.828		DIFFERENCE : 0.498		
LAP	SECTOR 1	SECTOR 2	LAP TIME	MPH	DIFF	TIME OF DAY
1 -		29.547	1:33.182	76.45	9.354	12:18:16.182
2 -	54.556	29.687	1:24.243 (2)	84.57	0.415	12:19:40.425
3 -	53.866	29.962	1:23.828 (1)	84.99		12:21:04.253
4 -	54.841	30.011	1:24.852	83.96	1.024	12:22:29.105
5 -	55.370	30.267	1:25.637	83.19	1.809	12:23:54.742
6 -	54.935	29.464	1:24.399 (3)	84.41	0.571	12:25:19.141
7 -	53.931	30.766	1:24.697	84.11	0.869	12:26:43.838

P28 24 E		Mark REYNOLDS		Aprilia MILLE -		
IDEAL LAP TIME : 1:24.522		BEST LAP TIME : 1:24.522		DIFFERENCE : 0.000		
LAP	SECTOR 1	SECTOR 2	LAP TIME	MPH	DIFF	TIME OF DAY
1 -		29.925	1:33.478	76.21	8.956	12:18:16.478
2 -	56.207	29.604	1:25.811	83.02	1.289	12:19:42.289
3 -	55.668	29.292	1:24.960	83.85	0.438	12:21:07.249
4 -	55.573	29.248	1:24.821 (2)	83.99	0.299	12:22:32.070
5 -	55.671	29.274	1:24.945 (3)	83.87	0.423	12:23:57.015
6 -	55.452	29.070	1:24.522 (1)	84.29		12:25:21.537
7 -	55.623	29.401	1:25.024	83.79	0.502	12:26:46.561

P29 35 E		Stephen HARVEY		Yamaha YZF R1 -		
IDEAL LAP TIME : 1:25.218		BEST LAP TIME : 1:25.575		DIFFERENCE : 0.357		
LAP	SECTOR 1	SECTOR 2	LAP TIME	MPH	DIFF	TIME OF DAY
1 -		30.289	1:34.755	75.19	9.180	12:18:17.755
2 -	57.109	29.800	1:26.909	81.97	1.334	12:19:44.664
3 -	56.943	30.335	1:27.278	81.63	1.703	12:21:11.942
4 -	56.982	29.770	1:26.752	82.12	1.177	12:22:38.694
5 -	56.540	29.475	1:26.015 (3)	82.83	0.440	12:24:04.709
6 -	55.890	29.685	1:25.575 (1)	83.25		12:25:30.284
7 -	55.743	29.935	1:25.678 (2)	83.15	0.103	12:26:55.962

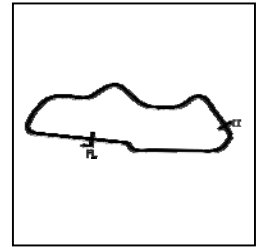
Weather / Track : Cloudy / Dry

Donington Park National
Circuit Length = 1.9790 miles
Start: 12:16 Flag 12:26 End: 12:28

BMCRC - MRO Championships 2020 - Rnd 3 @ Donington Park National

BMCRC Thunderbike Extreme & Ultra

RACE 2 - SECTOR ANALYSIS



SECTOR 1 = FL to I1, SECTOR 2 = I1 to FL, DIFF = Difference To Personal Best Lap, P = Crossed Finish Line in Pit Lane, D = Time Disallowed

P30 186 E		Stephen WILKINSON		Honda CBR 600 F -		
IDEAL LAP TIME : 1:27.005		BEST LAP TIME : 1:27.005		DIFFERENCE : 0.000		
LAP	SECTOR 1	SECTOR 2	LAP TIME	MPH	DIFF	TIME OF DAY
1 -		31.757	1:38.220	72.53	11.215	12:18:21.220
2 -	57.250	30.281	1:27.531 (2)	81.39	0.526	12:19:48.751
3 -	57.787	30.578	1:28.365	80.62	1.360	12:21:17.116
4 -	57.549	30.479	1:28.028	80.93	1.023	12:22:45.144
5 -	57.063	30.827	1:27.890 (3)	81.06	0.885	12:24:13.034
6 -	57.214	30.747	1:27.961	80.99	0.956	12:25:40.995
7 -	56.755	30.250	1:27.005 (1)	81.88		12:27:08.000

P31 88 E		George PRINOS		Ducati 996 - KAPPA PLANNING LTD		
IDEAL LAP TIME : 1:30.516		BEST LAP TIME : 1:30.516		DIFFERENCE : 0.000		
LAP	SECTOR 1	SECTOR 2	LAP TIME	MPH	DIFF	TIME OF DAY
1 -		32.057	1:37.748	72.88	7.232	12:18:20.748
2 -	58.960	31.556	1:30.516 (1)	78.71		12:19:51.264
3 -	59.290	32.164	1:31.454 (3)	77.90	0.938	12:21:22.718
4 -	59.009	32.412	1:31.421 (2)	77.93	0.905	12:22:54.139
5 -	1:00.340	32.590	1:32.930	76.66	2.414	12:24:27.069
6 -	59.700	32.189	1:31.889	77.53	1.373	12:25:58.958
7 -	1:00.809	31.941	1:32.750	76.81	2.234	12:27:31.708

P32 71 U		Ritchie THORNTON		Kawasaki ZX7R - Team 71		
IDEAL LAP TIME : 1:13.017		BEST LAP TIME : 1:13.073		DIFFERENCE : 0.056		
LAP	SECTOR 1	SECTOR 2	LAP TIME	MPH	DIFF	TIME OF DAY
1 -		26.041	1:17.642	91.76	4.569	12:18:00.642
2 -	48.267	25.986	1:14.253	95.95	1.180	12:19:14.895
3 -	47.535	25.538	1:13.073 (1)	97.50		12:20:27.968
4 -	47.479	25.685	1:13.164 (2)	97.37	0.091	12:21:41.132
5 -	47.623	25.737	1:13.360 (3)	97.11	0.287	12:22:54.492
6 -			1:14.144	96.09	1.071	12:24:08.636
7 -			1:14.118	96.12	1.045	12:25:22.754

Weather / Track : Cloudy / Dry

Donington Park National
Circuit Length = 1.9790 miles
Start: 12:16 Flag 12:26 End: 12:28

BMCRC - MRO Championships 2020 - Rnd 3 @ Donington Park National

BMCRC Thunderbike Extreme & Ultra

RACE 2 - BEST SECTORS

SECTOR 1			SECTOR 2			IDEAL / BEST COMPARISON						
POS	NO	NAME	TIME	NO	NAME	TIME	POS	NO	NAME	IDEAL	BEST	DIFF
									PERFECT LAP	1:13.017		
1	71	THORNTON	47.479	71	THORNTON	25.538	1	71	THORNTON	1:13.017	1:13.073	0.056
2	143	PALMER	47.605	143	PALMER	25.564	2	143	PALMER	1:13.169	1:13.199	0.030
3	11	HARVEY	48.101	11	HARVEY	25.617	3	11	HARVEY	1:13.718	1:13.749	0.031
4	5	KILLWORTH	48.154	275	WILBY	25.824	4	5	KILLWORTH	1:14.110	1:14.208	0.098
5	275	WILBY	48.313	5	KILLWORTH	25.956	5	275	WILBY	1:14.137	1:14.137	0.000
6	102	FEARN	48.892	102	FEARN	26.229	6	102	FEARN	1:15.121	1:15.121	0.000
7	29	DINSMORE	48.908	64	CHAMBERLAIN	26.245	7	64	CHAMBERLAIN	1:15.257	1:15.257	0.000
8	60	McCARTER	48.951	1	SAUNDERS	26.313	8	29	DINSMORE	1:15.386	1:15.527	0.141
9	64	CHAMBERLAIN	49.012	78	THOMAS	26.376	9	41	ABRAHAM	1:15.421	1:15.945	0.524
10	961	SIM	49.020	17	KILLWORTH	26.383	10	60	McCARTER	1:15.463	1:15.882	0.419
11	41	ABRAHAM	49.036	41	ABRAHAM	26.385	11	78	THOMAS	1:15.616	1:16.033	0.417
12	258	FRIEND	49.068	29	DINSMORE	26.478	12	1	SAUNDERS	1:15.634	1:15.745	0.111
13	78	THOMAS	49.240	60	McCARTER	26.512	13	961	SIM	1:15.642	1:15.642	0.000
14	1	SAUNDERS	49.321	961	SIM	26.622	14	258	FRIEND	1:15.756	1:16.001	0.245
15	303	NORTON	49.420	303	NORTON	26.665	15	303	NORTON	1:16.085	1:16.336	0.251
16	129	CRIPPS	49.621	258	FRIEND	26.688	16	129	CRIPPS	1:16.498	1:16.498	0.000
17	17	KILLWORTH	50.311	129	CRIPPS	26.877	17	17	KILLWORTH	1:16.694	1:16.831	0.137
18	90	WATSON	50.363	77	MAY	27.214	18	77	MAY	1:17.751	1:17.912	0.161
19	77	MAY	50.537	90	WATSON	27.410	19	90	WATSON	1:17.773	1:17.965	0.192
20	6	FIRTH	52.204	193	BOTTO	27.428	20	6	FIRTH	1:19.870	1:19.870	0.000
21	193	BOTTO	52.502	6	FIRTH	27.666	21	193	BOTTO	1:19.930	1:19.930	0.000
22	119	HEALEY	52.623	119	HEALEY	27.828	22	119	HEALEY	1:20.451	1:20.559	0.108
23	86	BRADBURY	52.674	86	BRADBURY	28.014	23	86	BRADBURY	1:20.688	1:20.688	0.000
24	777	CLIFFORD	53.428	777	CLIFFORD	28.441	24	777	CLIFFORD	1:21.869	1:21.990	0.121
25	171	GIBBS	53.541	44	PARKER	28.784	25	171	GIBBS	1:22.462	1:22.650	0.188
26	44	PARKER	53.741	171	GIBBS	28.921	26	44	PARKER	1:22.525	1:22.622	0.097
27	46	DRAPER	53.859	24	REYNOLDS	29.070	27	46	DRAPER	1:23.080	1:23.465	0.385
28	3	BARRETT	53.866	46	DRAPER	29.221	28	3	BARRETT	1:23.330	1:23.828	0.498
29	24	REYNOLDS	55.452	3	BARRETT	29.464	29	24	REYNOLDS	1:24.522	1:24.522	0.000
30	35	HARVEY	55.743	35	HARVEY	29.475	30	35	HARVEY	1:25.218	1:25.575	0.357
31	186	WILKINSON	56.755	186	WILKINSON	30.250	31	186	WILKINSON	1:27.005	1:27.005	0.000
32	88	PRINOS	58.960	88	PRINOS	31.556	32	88	PRINOS	1:30.516	1:30.516	0.000

Weather / Track : Cloudy / Dry

Donington Park National
Circuit Length = 1.9790 miles
Start: 12:16 Flag 12:26 End: 12:28

Results can be found at www.tsl-timing.com

Printed - 12:29 Saturday, 05 September 2020

BMCRC - MRO Championships 2020 - Rnd 3 @ Donington Park National

BMCRC Thunderbike Extreme & Ultra

RACE 2 - STATISTICS

Competitors Started 32
Planned Start 2020-09-05 @ 11:56:00.000
Actual Start 2020-09-05 @ 12:16:42.999
Finish Time 2020-09-05 @ 12:26:41.991
Track Length 1.9790mi.
Total Laps 250
Total Distance Covered 494.7668mi.

Session Fastest Lap History

NO	CL	NAME	LAP TIME	TIME OF DAY	LAP	VEHICLE
71	U	Ritchie THORNTON	1:14.253	12:19:14.911	2	Kawasaki ZX7R
5	U	Stacey KILLWORTH	1:14.208	12:19:16.841	2	Suzuki GSXR 1000
11	U	Josh HARVEY	1:13.783	12:19:17.667	2	Yamaha R1
143	U	Steve PALMER	1:13.199	12:19:17.808	2	Suzuki GSXR1000 K6
71	U	Ritchie THORNTON	1:13.073	12:20:27.984	3	Kawasaki ZX7R

Session Leader History

NO	CL	NAME	FROM LAP	LAPS LED	DISTANCE	VEHICLE
71	U	Ritchie THORNTON	1	7	13.81 miles	Kawasaki ZX7R
143	U	Steve PALMER	8	1	1.97 miles	Suzuki GSXR1000 K6

Flag History

TYPE	TIME OF DAY
GREEN	12:16:42.999
FINISH	12:26:41.991

Flag Statistics

TYPE	COUNT	TOTAL LAPS	TOTAL TIME
Green	1	8	11:53.378
Red	0	0	0.000
Safety Car	0	0	0.000
FCY	0	0	0.000

Weather / Track : Cloudy / Dry

BMCRC - MRO Championships 2020 - Rnd 3 @ Donington Park National

BMCRC Thunderbike Extreme & Ultra

RACE 2 - STATISTICS

CLASS : E

18 Starters

Fastest Lap History

NO	NAME	LAP TIME	TIME OF DAY	LAP	VEHICLE
961	Jack SIM	1:17.327	12:19:21.786	2	Yamaha R6
1	Andrew SAUNDERS	1:16.441	12:19:21.987	2	Suzuki GSXR
1	Andrew SAUNDERS	1:16.329	12:20:38.315	3	Suzuki GSXR
961	Jack SIM	1:16.209	12:21:55.363	4	Yamaha R6
1	Andrew SAUNDERS	1:15.780	12:23:10.556	5	Suzuki GSXR
961	Jack SIM	1:15.642	12:23:11.006	5	Yamaha R6

Leader History

NO	NAME	FROM LAP	LAPS LED	DISTANCE	VEHICLE
961	Jack SIM	1	2	3.92 miles	Yamaha R6
1	Andrew SAUNDERS	3	4	7.91 miles	Suzuki GSXR
961	Jack SIM	7	2	3.95 miles	Yamaha R6

Weather / Track : Cloudy / Dry

Results can be found at www.tsl-timing.com

Page 2 of 3

Donington Park National
Circuit Length = 1.9790 miles
Start: 12:16 Flag 12:26 End: 12:28

Printed - 12:29 Saturday, 05 September 2020

BMCRC - MRO Championships 2020 - Rnd 3 @ Donington Park National

BMCRC Thunderbike Extreme & Ultra

RACE 2 - STATISTICS

CLASS : U

14 Starters

Fastest Lap History

NO	NAME	LAP TIME	TIME OF DAY	LAP	VEHICLE
71	Ritchie THORNTON	1:14.253	12:19:14.911	2	Kawasaki ZX7R
5	Stacey KILLWORTH	1:14.208	12:19:16.841	2	Suzuki GSXR 1000
11	Josh HARVEY	1:13.783	12:19:17.667	2	Yamaha R1
143	Steve PALMER	1:13.199	12:19:17.808	2	Suzuki GSXR1000 K6
71	Ritchie THORNTON	1:13.073	12:20:27.984	3	Kawasaki ZX7R

Leader History

NO	NAME	FROM LAP	LAPS LED	DISTANCE	VEHICLE
71	Ritchie THORNTON	1	7	13.81 miles	Kawasaki ZX7R
143	Steve PALMER	8	1	1.97 miles	Suzuki GSXR1000 K6

BMCRC - MRO Championships 2020 - Rnd 3 @ Donington Park National

BMCRC Thunderbike Extreme & Ultra

RACE 12 - GRID (8 Laps)



ROW 11	33	115	Albert WILLSSHER	1:30.516	32	88	George PRINOS	1:27.005	31	186	Stephen WILKINSON
ROW 10	30	35	Stephen HARVEY	1:25.575	29	24	Mark REYNOLDS	1:24.522	28	3	Tom BARRETT
ROW 9	27	46	Adrian DRAPER	1:23.465	26	171	Daniel GIBBS	1:22.650	25	44	Tony PARKER
ROW 8	24	777	Michael CLIFFORD	1:21.990	23	86	Stuart BRADBURY	1:20.688	22	119	Simon HEALEY
ROW 7	21	193	Tony BOTTO	1:19.930	20	6	Andrew FIRTH	1:19.870	19	90	Edward WATSON
ROW 6	18	77	David MAY	1:17.912	17	17	Jordan KILLWORTH	1:16.831	16	129	Derek CRIPPS
ROW 5	15	303	Adam NORTON	1:16.336	14	78	Jamie THOMAS	1:16.033	13	258	Ande FRIEND
ROW 4	12	41	David ABRAHAM	1:15.945	11	60	Liam McCARTER	1:15.882	10	1	Andrew SAUNDERS
ROW 3	9	961	Jack SIM	1:15.642	8	29	Cecil DINSMORE	1:15.527	7	64	Barry CHAMBERLAIN
ROW 2	6	102	James FEARN	1:15.121	5	5	Stacey KILLWORTH	1:14.208	4	275	Mark WILBY
ROW 1	3	11	Josh HARVEY	1:13.749	2	143	Steve PALMER	1:13.199	1	71	Ritchie THORNTON

Pole

Donington Park National
Circuit Length = 1.9790 miles

These results are provisional until the conclusion of any judicial and technical matters.

Clerk Of Course :	Steward :	Timekeeper :
-------------------	-----------	--------------

Results can be found at www.tsl-timing.com

Printed - 12:30 Saturday, 05 September 2020



BMCRC - MRO Championships 2020 - Rnd 3 @ Donington Park National



BMCRC Thunderbike Extreme & Ultra

RACE 12 - CLASSIFICATION



POS	NO	CL	PIC NAME	ENTRY	LAPS	TIME	GAP	DIFF	MPH	BEST	ON
1	143	U	1 Steve PALMER	Suzuki GSXR1000 K6 - K6/Mk1 Transit racing	6	7:35.726			93.50	1:13.988	2
2	275	U	2 Mark WILBY	Suzuki GSXR1000 -	6	7:37.472	1.746	1.746	93.14	1:14.506	6
3	11	U	3 Josh HARVEY	Yamaha R1 - NR Racing	6	7:37.510	1.784	0.038	93.13	1:14.100	6
4	5	U	4 Stacey KILLWORTH	Suzuki GSXR 1000 - BK/Everns	6	7:37.773	2.047	0.263	93.08	1:14.149	6
5	64	U	5 Barry CHAMBERLAIN	Suzuki GSXR1000 - Airsys.co.uk	6	7:38.136	2.410	0.363	93.01	1:14.313	6
6	1	E	1 Andrew SAUNDERS	Suzuki GSXR - SDC PERFORMANCE	6	7:41.561	5.835	3.425	92.32	1:15.416	5
7	29	U	6 Cecil DINSMORE	Suzuki GSXR 1000 - KnC Motorsport	6	7:44.500	8.774	2.939	91.73	1:15.424	6
8	102	U	7 James FEARN	Suzuki GSXR1000 -	6	7:45.132	9.406	0.632	91.61	1:16.146	4
9	961	E	2 Jack SIM	Yamaha R6 - ALLIUM by David stead Landscapes /	6	7:45.591	9.865	0.459	91.52	1:15.835	4
10	78	U	8 Jamie THOMAS	Suzuki GSXR 1000 - Team RubyRacing	6	7:49.566	13.840	3.975	90.74	1:16.437	4
11	258	E	3 Ande FRIEND	Aprilia RSVR - Flying colours Motorcycle Training	6	7:50.031	14.305	0.465	90.65	1:16.023	6
12	41	U	9 David ABRAHAM	Yamaha R1 - Cambridge Motorcycles	6	7:50.356	14.630	0.325	90.59	1:16.724	6
13	303	U	10 Adam NORTON	Honda CBR1000RR - NRC	6	7:53.050	17.324	2.694	90.07	1:17.301	4
14	129	E	4 Derek CRIPPS	Yamaha R1 - Kelly Cripps	6	7:53.442	17.716	0.392	90.00	1:16.961	4
15	77	E	5 David MAY	Suzuki GSXR 750 K1 - ELP Racing	6	7:53.684	17.958	0.242	89.95	1:17.025	5
16	17	U	11 Jordan KILLWORTH	Kawasaki ZX-10R -	6	7:54.165	18.439	0.481	89.86	1:16.253	3
17	193	U	12 Tony BOTTO	Suzuki GSXR 1000 K8 - TB Motorcycles	6	8:15.127	39.401	20.962	86.06	1:19.946	3
18	6	E	6 Andrew FIRTH	Yamaha YZF-R1 - LTRmotorcycles.co.uk	6	8:16.599	40.873	1.472	85.80	1:21.240	2
19	119	E	7 Simon HEALEY	Yamaha R1 - Popular Tyres Limited	6	8:17.008	41.282	0.409	85.73	1:21.074	2
20	86	E	8 Stuart BRADBURY	Yamaha R6 -	6	8:24.348	48.622	7.340	84.48	1:21.867	4
21	171	E	9 Daniel GIBBS	Suzuki GSXR 750 Y - Thomas Racing	6	8:25.553	49.827	1.205	84.28	1:21.780	6
22	46	E	10 Adrian DRAPER	Suzuki GSXR 750 - droopy racing uk	6	8:30.675	54.949	5.122	83.44	1:23.366	3
23	35	E	11 Stephen HARVEY	Yamaha YZF R1 -	6	8:49.474	1:13.748	18.799	80.47	1:25.578	5
24	44	E	12 Tony PARKER	Yamaha R1 - Emerald Elevators/PriceLess Copiers	6	8:49.680	1:13.954	0.206	80.44	1:25.457	2
25	24	E	13 Mark REYNOLDS	Aprilia MILLE -	6	8:49.778	1:14.052	0.098	80.43	1:25.240	6
26	186	E	14 Stephen WILKINSON	Honda CBR 600 F -	6	8:54.381	1:18.655	4.603	79.73	1:25.820	5
27	88	E	15 George PRINOS	Ducati 996 - KAPPA PLANNING LTD	6	9:03.928	1:28.202	9.547	78.34	1:28.498	3

NOT CLASSIFIED

DNF	71	U	Ritchie THORNTON	Kawasaki ZX7R - Team 71	0						
DQ	777	E	Michael CLIFFORD	Yamaha R1 - Sunnyside Racing	0						

FASTEST LAP

143	U	Steve PALMER	Suzuki GSXR1000 K6 - K6/Mk1 Transit racing	2	1:13.988	96.29 mph	154.97 kph
1	E	Andrew SAUNDERS	Suzuki GSXR - SDC PERFORMANCE	5	1:15.416	94.47 mph	152.03 kph

Bike 777 - Disqualified for failing post race technical inspection

Class U - 92.5% of Race Speed = 86.48 mph

Class E - 92.5% of Race Speed = 85.39 mph

Donington Park National
Circuit Length = 1.9790 miles
Start: 16:15 Flag 16:22 End: 16:24

Weather / Track : Cloudy / Dry

These results are provisional until the conclusion of any judicial and technical matters.

Clerk Of Course :	Steward :	Timekeeper :
-------------------	-----------	--------------

Results can be found at www.tsl-timing.com

Printed - 16:54 Saturday, 05 September 2020



BMCRC - MRO Championships 2020 - Rnd 3 @ Donington Park National

BMCRC Thunderbike Extreme & Ultra

RACE 12 - LAP CHART

LAP 1 @ 16:16:22.514			LAP 3 @ 16:18:51.392			LAP 5 @ 16:21:23.414		
NO	BEHIND	LAP TIME	NO	BEHIND	LAP TIME	NO	BEHIND	LAP TIME
143		1:19.374	143		1:14.890	143		1:16.544
1	2.209	1:21.583	275	5.247	1:15.652	275	2.692	1:14.693
275	2.732	1:22.106	11	5.369	1:15.453	11	3.136	1:14.445
11	2.912	1:22.286	64	5.931	1:15.526	5	3.350	1:14.496
64	3.664	1:23.038	5	5.936	1:15.830	64	3.549	1:14.713
5	3.745	1:23.119	1	6.159	1:16.536	1	5.272	1:15.416
102	3.888	1:23.262	102	8.102	1:16.290	102	8.372	1:16.146
961	4.181	1:23.555	961	8.956	1:16.359	29	8.802	1:15.451
29	4.493	1:23.867	29	9.481	1:16.290	961	9.201	1:16.432
78	5.016	1:24.390	78	11.056	1:16.869	78	12.412	1:16.941
41	5.685	1:25.059	41	11.335	1:16.991	41	13.358	1:16.751
303	6.078	1:25.452	17	11.680	1:16.253	258	13.734	1:16.783
258	6.454	1:25.828	303	12.350	1:17.588	17	13.742	1:17.253
129	6.672	1:26.046	258	12.652	1:17.417	303	14.952	1:17.323
17	6.891	1:26.265	129	13.163	1:17.167	129	15.169	1:17.067
77	7.575	1:26.949	77	13.535	1:17.128	77	15.659	1:17.025
6	8.482	1:27.856	6	22.909	1:22.065	6	34.605	1:21.819
777	8.960	1:28.334	777	23.471	1:22.034	193	34.619	1:20.986
119	9.783	1:29.157	119	23.876	1:21.897	777	34.853	1:21.986
86	11.231	1:30.605	193	24.718	1:19.946	119	35.332	1:21.980
193	11.948	1:31.322	171	29.507	1:22.352	86	42.004	1:22.452
46	12.921	1:32.295	86	29.707	1:24.201	171	43.499	1:23.018
171	13.131	1:32.505	46	31.800	1:23.366	46	47.002	1:23.427
44	13.854	1:33.228	44	38.993	1:28.560	35	1:02.640	1:25.578
35	15.735	1:35.109	35	42.390	1:27.548	44	1:03.022	1:27.329
24	19.087	1:38.461	24	43.932	1:25.646	24	1:04.264	1:27.052
88	19.105	1:38.479	88	47.428	1:28.498	186	1:07.279	1:25.820
186	21.021	1:40.395	186	47.525	1:26.884	88	1:14.036	1:29.350

LAP 2 @ 16:17:36.502			LAP 4 @ 16:20:06.870			LAP 6 @ 16:22:38.866		
NO	BEHIND	LAP TIME	NO	BEHIND	LAP TIME	NO	BEHIND	LAP TIME
143		1:13.988	143		1:15.478	143		1:15.452
275	4.485	1:15.741	275	4.543	1:14.774	275	1.746	1:14.506
1	4.513	1:16.292	11	5.235	1:15.344	11	1.784	1:14.100
11	4.806	1:15.882	64	5.380	1:14.927	5	2.047	1:14.149
5	4.996	1:15.239	5	5.398	1:14.940	64	2.410	1:14.313
64	5.295	1:15.619	1	6.400	1:15.719	1	5.835	1:16.015
102	6.702	1:16.802	102	8.770	1:16.146	29	8.774	1:15.424
961	7.487	1:17.294	961	9.313	1:15.835	102	9.406	1:16.486
29	8.081	1:17.576	29	9.895	1:15.892	961	9.865	1:16.116
78	9.077	1:18.049	78	12.015	1:16.437	78	13.840	1:16.880
41	9.234	1:17.537	17	13.033	1:16.831	258	14.305	1:16.023
303	9.652	1:17.562	41	13.151	1:17.294	41	14.630	1:16.724
258	10.125	1:17.659	258	13.495	1:16.321	303	17.324	1:17.824
17	10.317	1:17.414	303	14.173	1:17.301	129	17.716	1:17.999
129	10.886	1:18.202	129	14.646	1:16.961	77	17.958	1:17.751
77	11.297	1:17.710	77	15.178	1:17.121	17	18.439	1:20.149
6	15.734	1:21.240	6	29.330	1:21.899	193	39.401	1:20.234
777	16.327	1:21.355	777	29.411	1:21.418	6	40.873	1:21.720
119	16.869	1:21.074	119	29.896	1:21.498	777	40.888	1:21.487
193	19.662	1:21.702	193	30.177	1:20.937	119	41.282	1:21.402
86	20.396	1:23.153	86	36.096	1:21.867	86	48.622	1:22.070
171	22.045	1:22.902	171	37.025	1:22.996	171	49.827	1:21.780
46	23.324	1:24.391	46	40.119	1:23.797	46	54.949	1:23.399
44	25.323	1:25.457	44	52.237	1:28.722	35	1:13.748	1:26.560
35	29.732	1:27.985	35	53.606	1:26.694	44	1:13.954	1:26.384
24	33.176	1:28.077	24	53.756	1:25.302	24	1:14.052	1:25.240
88	33.820	1:28.703	186	58.003	1:25.956	186	1:18.655	1:26.828
186	35.531	1:28.498	88	1:01.230	1:29.280	88	1:28.202	1:29.618

Weather / Track : Cloudy / Dry

Results can be found at www.tsl-timing.com

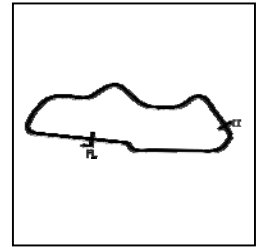
Donington Park National
Circuit Length = 1.9790 miles
Start: 16:15 Flag 16:22 End: 16:24

Printed - 16:25 Saturday, 05 September 2020

BMCRC - MRO Championships 2020 - Rnd 3 @ Donington Park National

BMCRC Thunderbike Extreme & Ultra

RACE 12 - SECTOR ANALYSIS



SECTOR 1 = FL to I1, SECTOR 2 = I1 to FL, DIFF = Difference To Personal Best Lap, P = Crossed Finish Line in Pit Lane, D = Time Disallowed

P1 143 U		Steve PALMER		Suzuki GSXR1000 K6 - K6/Mk1 Transit racing		
IDEAL LAP TIME : 1:13.988		BEST LAP TIME : 1:13.988		DIFFERENCE : 0.000		
LAP	SECTOR 1	SECTOR 2	LAP TIME	MPH	DIFF	TIME OF DAY
1 -		25.945	1:19.374	89.75	5.386	16:16:22.514
2 -	48.674	25.314	1:13.988 (1)	96.29		16:17:36.502
3 -	49.020	25.870	1:14.890 (2)	95.13	0.902	16:18:51.392
4 -	49.293	26.185	1:15.478	94.39	1.490	16:20:06.870
5 -	49.904	26.640	1:16.544	93.07	2.556	16:21:23.414
6 -	49.303	26.149	1:15.452 (3)	94.42	1.464	16:22:38.866

P2 275 U		Mark WILBY		Suzuki GSXR1000 -		
IDEAL LAP TIME : 1:14.459		BEST LAP TIME : 1:14.506		DIFFERENCE : 0.047		
LAP	SECTOR 1	SECTOR 2	LAP TIME	MPH	DIFF	TIME OF DAY
1 -		27.886	1:22.106	86.77	7.600	16:16:25.246
2 -	49.321	26.420	1:15.741	94.06	1.235	16:17:40.987
3 -	49.185	26.467	1:15.652	94.17	1.146	16:18:56.639
4 -	48.767	26.007	1:14.774 (3)	95.28	0.268	16:20:11.413
5 -	48.756	25.937	1:14.693 (2)	95.38	0.187	16:21:26.106
6 -	48.522	25.984	1:14.506 (1)	95.62		16:22:40.612

P3 11 U		Josh HARVEY		Yamaha R1 - NR Racing		
IDEAL LAP TIME : 1:14.100		BEST LAP TIME : 1:14.100		DIFFERENCE : 0.000		
LAP	SECTOR 1	SECTOR 2	LAP TIME	MPH	DIFF	TIME OF DAY
1 -		27.991	1:22.286	86.58	8.186	16:16:25.426
2 -	49.352	26.530	1:15.882	93.89	1.782	16:17:41.308
3 -	49.037	26.416	1:15.453	94.42	1.353	16:18:56.761
4 -	49.079	26.265	1:15.344 (3)	94.56	1.244	16:20:12.105
5 -	48.497	25.948	1:14.445 (2)	95.70	0.345	16:21:26.550
6 -	48.337	25.763	1:14.100 (1)	96.14		16:22:40.650

P4 5 U		Stacey KILLWORTH		Suzuki GSXR 1000 - BK/Everns		
IDEAL LAP TIME : 1:14.016		BEST LAP TIME : 1:14.149		DIFFERENCE : 0.133		
LAP	SECTOR 1	SECTOR 2	LAP TIME	MPH	DIFF	TIME OF DAY
1 -		28.261	1:23.119	85.71	8.970	16:16:26.259
2 -	48.887	26.352	1:15.239	94.69	1.090	16:17:41.498
3 -	49.107	26.723	1:15.830	93.95	1.681	16:18:57.328
4 -	48.298	26.642	1:14.940 (3)	95.07	0.791	16:20:12.268
5 -	48.680	25.816	1:14.496 (2)	95.63	0.347	16:21:26.764
6 -	48.431	25.718	1:14.149 (1)	96.08		16:22:40.913

P5 64 U		Barry CHAMBERLAIN		Suzuki GSXR1000 - Airsys.co.uk		
IDEAL LAP TIME : 1:14.211		BEST LAP TIME : 1:14.313		DIFFERENCE : 0.102		
LAP	SECTOR 1	SECTOR 2	LAP TIME	MPH	DIFF	TIME OF DAY
1 -		27.492	1:23.038	85.79	8.725	16:16:26.178
2 -	49.296	26.323	1:15.619	94.21	1.306	16:17:41.797
3 -	49.312	26.214	1:15.526	94.33	1.213	16:18:57.323
4 -	48.671	26.256	1:14.927 (3)	95.08	0.614	16:20:12.250
5 -	48.916	25.797	1:14.713 (2)	95.36	0.400	16:21:26.963
6 -	48.414	25.899	1:14.313 (1)	95.87		16:22:41.276

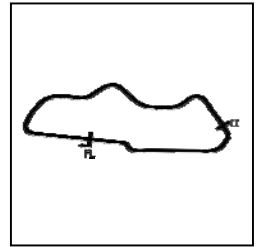
Weather / Track : Cloudy / Dry

Donington Park National
Circuit Length = 1.9790 miles
Start: 16:15 Flag 16:22 End: 16:24

BMCRC - MRO Championships 2020 - Rnd 3 @ Donington Park National

BMCRC Thunderbike Extreme & Ultra

RACE 12 - SECTOR ANALYSIS



SECTOR 1 = FL to I1, SECTOR 2 = I1 to FL, DIFF = Difference To Personal Best Lap, P = Crossed Finish Line in Pit Lane, D = Time Disallowed

P6 1 E Andrew SAUNDERS			Suzuki GSXR - SDC PERFORMANCE			
IDEAL LAP TIME : 1:15.408		BEST LAP TIME : 1:15.416		DIFFERENCE : 0.008		
LAP	SECTOR 1	SECTOR 2	LAP TIME	MPH	DIFF	TIME OF DAY
1 -		26.831	1:21.583	87.32	6.167	16:16:24.723
2 -	49.549	26.743	1:16.292	93.38	0.876	16:17:41.015
3 -	49.962	26.574	1:16.536	93.08	1.120	16:18:57.551
4 -	49.231	26.488	1:15.719 (2)	94.09	0.303	16:20:13.270
5 -	49.055	26.361	1:15.416 (1)	94.47		16:21:28.686
6 -	49.662	26.353	1:16.015 (3)	93.72	0.599	16:22:44.701

P7 29 U Cecil DINSMORE			Suzuki GSXR 1000 - KnC Motorsport			
IDEAL LAP TIME : 1:15.268		BEST LAP TIME : 1:15.424		DIFFERENCE : 0.156		
LAP	SECTOR 1	SECTOR 2	LAP TIME	MPH	DIFF	TIME OF DAY
1 -		27.539	1:23.867	84.95	8.443	16:16:27.007
2 -	50.696	26.880	1:17.576	91.84	2.152	16:17:44.583
3 -	49.670	26.620	1:16.290	93.38	0.866	16:19:00.873
4 -	49.364	26.528	1:15.892 (3)	93.87	0.468	16:20:16.765
5 -	49.235	26.216	1:15.451 (2)	94.42	0.027	16:21:32.216
6 -	49.052	26.372	1:15.424 (1)	94.46		16:22:47.640

P8 102 U James FEARN			Suzuki GSXR1000 -			
IDEAL LAP TIME : 1:15.749		BEST LAP TIME : 1:16.146		DIFFERENCE : 0.397		
LAP	SECTOR 1	SECTOR 2	LAP TIME	MPH	DIFF	TIME OF DAY
1 -		27.446	1:23.262	85.56	7.116	16:16:26.402
2 -	49.998	26.804	1:16.802	92.76	0.656	16:17:43.204
3 -	49.671	26.619	1:16.290 (3)	93.38	0.144	16:18:59.494
4 -	49.527	26.619	1:16.146 (1)	93.56		16:20:15.640
5 -	49.924	26.222	1:16.146 (1)	93.56		16:21:31.786
6 -	49.895	26.591	1:16.486	93.14	0.340	16:22:48.272

P9 961 E Jack SIM			Yamaha R6 - ALLIUM by David stead Landscapes / Platform Lifi			
IDEAL LAP TIME : 1:15.822		BEST LAP TIME : 1:15.835		DIFFERENCE : 0.013		
LAP	SECTOR 1	SECTOR 2	LAP TIME	MPH	DIFF	TIME OF DAY
1 -		28.308	1:23.555	85.26	7.720	16:16:26.695
2 -	50.397	26.897	1:17.294	92.17	1.459	16:17:43.989
3 -	49.440	26.919	1:16.359 (3)	93.30	0.524	16:19:00.348
4 -	49.313	26.522	1:15.835 (1)	93.94		16:20:16.183
5 -	49.506	26.926	1:16.432	93.21	0.597	16:21:32.615
6 -	49.300	26.816	1:16.116 (2)	93.60	0.281	16:22:48.731

P10 78 U Jamie THOMAS			Suzuki GSXR 1000 - Team RubyRacing			
IDEAL LAP TIME : 1:16.331		BEST LAP TIME : 1:16.437		DIFFERENCE : 0.106		
LAP	SECTOR 1	SECTOR 2	LAP TIME	MPH	DIFF	TIME OF DAY
1 -		27.959	1:24.390	84.42	7.953	16:16:27.530
2 -	50.513	27.536	1:18.049	91.28	1.612	16:17:45.579
3 -	50.090	26.779	1:16.869 (2)	92.68	0.432	16:19:02.448
4 -	49.552	26.885	1:16.437 (1)	93.20		16:20:18.885
5 -	49.837	27.104	1:16.941	92.59	0.504	16:21:35.826
6 -	50.043	26.837	1:16.880 (3)	92.67	0.443	16:22:52.706

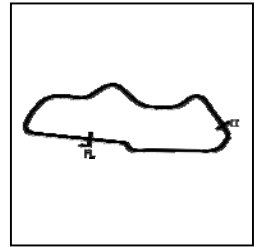
Weather / Track : Cloudy / Dry

Donington Park National
Circuit Length = 1.9790 miles
Start: 16:15 Flag 16:22 End: 16:24

BMCRC - MRO Championships 2020 - Rnd 3 @ Donington Park National

BMCRC Thunderbike Extreme & Ultra

RACE 12 - SECTOR ANALYSIS



SECTOR 1 = FL to I1, SECTOR 2 = I1 to FL, DIFF = Difference To Personal Best Lap, P = Crossed Finish Line in Pit Lane, D = Time Disallowed

P11 258 E		Ande FRIEND		Aprilia RSVR - Flying colours Motorcycle Training		
IDEAL LAP TIME : 1:16.023		BEST LAP TIME : 1:16.023		DIFFERENCE : 0.000		
LAP	SECTOR 1	SECTOR 2	LAP TIME	MPH	DIFF	TIME OF DAY
1 -		28.809	1:25.828	83.00	9.805	16:16:28.968
2 -	50.590	27.069	1:17.659	91.74	1.636	16:17:46.627
3 -	50.358	27.059	1:17.417	92.02	1.394	16:19:04.044
4 -	49.328	26.993	1:16.321 (2)	93.35	0.298	16:20:20.365
5 -	49.755	27.028	1:16.783 (3)	92.78	0.760	16:21:37.148
6 -	49.137	26.886	1:16.023 (1)	93.71		16:22:53.171

P12 41 U		David ABRAHAM		Yamaha R1 - Cambridge Motorcycles		
IDEAL LAP TIME : 1:16.512		BEST LAP TIME : 1:16.724		DIFFERENCE : 0.212		
LAP	SECTOR 1	SECTOR 2	LAP TIME	MPH	DIFF	TIME OF DAY
1 -		28.335	1:25.059	83.76	8.335	16:16:28.199
2 -	50.466	27.071	1:17.537	91.88	0.813	16:17:45.736
3 -	50.380	26.611	1:16.991 (3)	92.53	0.267	16:19:02.727
4 -	50.136	27.158	1:17.294	92.17	0.570	16:20:20.021
5 -	49.901	26.850	1:16.751 (2)	92.82	0.027	16:21:36.772
6 -	49.932	26.792	1:16.724 (1)	92.86		16:22:53.496

P13 303 U		Adam NORTON		Honda CBR1000RR - NRC		
IDEAL LAP TIME : 1:17.002		BEST LAP TIME : 1:17.301		DIFFERENCE : 0.299		
LAP	SECTOR 1	SECTOR 2	LAP TIME	MPH	DIFF	TIME OF DAY
1 -		28.447	1:25.452	83.37	8.151	16:16:28.592
2 -	50.615	26.947	1:17.562 (3)	91.85	0.261	16:17:46.154
3 -	50.473	27.115	1:17.588	91.82	0.287	16:19:03.742
4 -	50.130	27.171	1:17.301 (1)	92.16		16:20:21.043
5 -	50.055	27.268	1:17.323 (2)	92.14	0.022	16:21:38.366
6 -	50.619	27.205	1:17.824	91.54	0.523	16:22:56.190

P14 129 E		Derek CRIPPS		Yamaha R1 - Kelly Cripps		
IDEAL LAP TIME : 1:16.772		BEST LAP TIME : 1:16.961		DIFFERENCE : 0.189		
LAP	SECTOR 1	SECTOR 2	LAP TIME	MPH	DIFF	TIME OF DAY
1 -		28.063	1:26.046	82.79	9.085	16:16:29.186
2 -	50.743	27.459	1:18.202	91.10	1.241	16:17:47.388
3 -	50.193	26.974	1:17.167 (3)	92.32	0.206	16:19:04.555
4 -	49.798	27.163	1:16.961 (1)	92.57		16:20:21.516
5 -	49.930	27.137	1:17.067 (2)	92.44	0.106	16:21:38.583
6 -	50.829	27.170	1:17.999	91.34	1.038	16:22:56.582

P15 77 E		David MAY		Suzuki GSXR 750 K1 - ELP Racing		
IDEAL LAP TIME : 1:16.849		BEST LAP TIME : 1:17.025		DIFFERENCE : 0.176		
LAP	SECTOR 1	SECTOR 2	LAP TIME	MPH	DIFF	TIME OF DAY
1 -		29.422	1:26.949	81.93	9.924	16:16:30.089
2 -	50.508	27.202	1:17.710	91.68	0.685	16:17:47.799
3 -	50.248	26.880	1:17.128 (3)	92.37	0.103	16:19:04.927
4 -	50.077	27.044	1:17.121 (2)	92.38	0.096	16:20:22.048
5 -	50.253	26.772	1:17.025 (1)	92.49		16:21:39.073
6 -	50.726	27.025	1:17.751	91.63	0.726	16:22:56.824

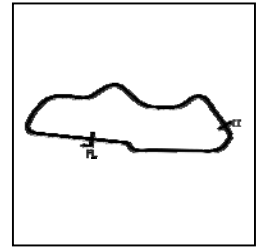
Weather / Track : Cloudy / Dry

Donington Park National
Circuit Length = 1.9790 miles
Start: 16:15 Flag 16:22 End: 16:24

BMCRC - MRO Championships 2020 - Rnd 3 @ Donington Park National

BMCRC Thunderbike Extreme & Ultra

RACE 12 - SECTOR ANALYSIS



SECTOR 1 = FL to I1, SECTOR 2 = I1 to FL, DIFF = Difference To Personal Best Lap, P = Crossed Finish Line in Pit Lane, D = Time Disallowed

P16 17 U		Jordan KILLWORTH		Kawasaki ZX-10R -		
IDEAL LAP TIME : 1:15.811		BEST LAP TIME : 1:16.253		DIFFERENCE : 0.442		
LAP	SECTOR 1	SECTOR 2	LAP TIME	MPH	DIFF	TIME OF DAY
1 -		27.628	1:26.265	82.58	10.012	16:16:29.405
2 -	50.869	26.545	1:17.414	92.03	1.161	16:17:46.819
3 -	50.019	26.234	1:16.253 (1)	93.43		16:19:03.072
4 -	49.577	27.254	1:16.831 (2)	92.73	0.578	16:20:19.903
5 -	49.680	27.573	1:17.253 (3)	92.22	1.000	16:21:37.156
6 -	52.823	27.326	1:20.149	88.89	3.896	16:22:57.305

P17 193 U		Tony BOTTO		Suzuki GSXR 1000 K8 - TB Motorcycles		
IDEAL LAP TIME : 1:19.453		BEST LAP TIME : 1:19.946		DIFFERENCE : 0.493		
LAP	SECTOR 1	SECTOR 2	LAP TIME	MPH	DIFF	TIME OF DAY
1 -		28.295	1:31.322	78.01	11.376	16:16:34.462
2 -	54.235	27.467	1:21.702	87.20	1.756	16:17:56.164
3 -	52.561	27.385	1:19.946 (1)	89.11		16:19:16.110
4 -	52.764	28.173	1:20.937 (3)	88.02	0.991	16:20:37.047
5 -	53.775	27.211	1:20.986	87.97	1.040	16:21:58.033
6 -	52.242	27.992	1:20.234 (2)	88.79	0.288	16:23:18.267

P18 6 E		Andrew FIRTH		Yamaha YZF-R1 - LTRmotorcycles.co.uk		
IDEAL LAP TIME : 1:21.228		BEST LAP TIME : 1:21.240		DIFFERENCE : 0.012		
LAP	SECTOR 1	SECTOR 2	LAP TIME	MPH	DIFF	TIME OF DAY
1 -		28.168	1:27.856	81.09	6.616	16:16:30.996
2 -	53.115	28.125	1:21.240 (1)	87.69		16:17:52.236
3 -	53.741	28.324	1:22.065	86.81	0.825	16:19:14.301
4 -	53.710	28.189	1:21.899	86.99	0.659	16:20:36.200
5 -	53.574	28.245	1:21.819 (3)	87.07	0.579	16:21:58.019
6 -	53.607	28.113	1:21.720 (2)	87.18	0.480	16:23:19.739

P19 777 E		Michael CLIFFORD		Yamaha R1 - Sunnyside Racing		
IDEAL LAP TIME : 1:21.229		BEST LAP TIME : 1:21.355		DIFFERENCE : 0.126		
LAP	SECTOR 1	SECTOR 2	LAP TIME	MPH	DIFF	TIME OF DAY
1 -		27.951	1:28.334	80.65	6.979	16:16:31.474
2 -	53.278	28.077	1:21.355 (1)	87.57		16:17:52.829
3 -	53.577	28.457	1:22.034	86.84	0.679	16:19:14.863
4 -	53.396	28.022	1:21.418 (2)	87.50	0.063	16:20:36.281
5 -	53.737	28.249	1:21.986	86.90	0.631	16:21:58.267
6 -	53.433	28.054	1:21.487 (3)	87.43	0.132	16:23:19.754

P20 119 E		Simon HEALEY		Yamaha R1 - Popular Tyres Limited		
IDEAL LAP TIME : 1:21.065		BEST LAP TIME : 1:21.074		DIFFERENCE : 0.009		
LAP	SECTOR 1	SECTOR 2	LAP TIME	MPH	DIFF	TIME OF DAY
1 -		28.214	1:29.157	79.91	8.083	16:16:32.297
2 -	53.084	27.990	1:21.074 (1)	87.87		16:17:53.371
3 -	53.601	28.296	1:21.897	86.99	0.823	16:19:15.268
4 -	53.400	28.098	1:21.498 (3)	87.42	0.424	16:20:36.766
5 -	53.767	28.213	1:21.980	86.90	0.906	16:21:58.746
6 -	53.421	27.981	1:21.402 (2)	87.52	0.328	16:23:20.148

Weather / Track : Cloudy / Dry

Donington Park National
Circuit Length = 1.9790 miles
Start: 16:15 Flag 16:22 End: 16:24

BMCRC - MRO Championships 2020 - Rnd 3 @ Donington Park National

BMCRC Thunderbike Extreme & Ultra

RACE 12 - SECTOR ANALYSIS



SECTOR 1 = FL to I1, SECTOR 2 = I1 to FL, DIFF = Difference To Personal Best Lap, P = Crossed Finish Line in Pit Lane, D = Time Disallowed

P21 86 E		Stuart BRADBURY		Yamaha R6 -		
IDEAL LAP TIME : 1:21.734		BEST LAP TIME : 1:21.867		DIFFERENCE : 0.133		
LAP	SECTOR 1	SECTOR 2	LAP TIME	MPH	DIFF	TIME OF DAY
1 -		28.726	1:30.605	78.63	8.738	16:16:33.745
2 -	54.551	28.602	1:23.153	85.68	1.286	16:17:56.898
3 -	54.197	30.004	1:24.201	84.61	2.334	16:19:21.099
4 -	53.626	28.241	1:21.867 (1)	87.02		16:20:42.966
5 -	54.067	28.385	1:22.452 (3)	86.40	0.585	16:22:05.418
6 -	53.493	28.577	1:22.070 (2)	86.81	0.203	16:23:27.488

P22 171 E		Daniel GIBBS		Suzuki GSXR 750 Y - Thomas Racing		
IDEAL LAP TIME : 1:21.780		BEST LAP TIME : 1:21.780		DIFFERENCE : 0.000		
LAP	SECTOR 1	SECTOR 2	LAP TIME	MPH	DIFF	TIME OF DAY
1 -		29.165	1:32.505	77.01	10.725	16:16:35.645
2 -	54.264	28.638	1:22.902 (3)	85.94	1.122	16:17:58.547
3 -	53.345	29.007	1:22.352 (2)	86.51	0.572	16:19:20.899
4 -	54.295	28.701	1:22.996	85.84	1.216	16:20:43.895
5 -	54.169	28.849	1:23.018	85.82	1.238	16:22:06.913
6 -	53.331	28.449	1:21.780 (1)	87.11		16:23:28.693

P23 46 E		Adrian DRAPER		Suzuki GSXR 750 - droopy racing uk		
IDEAL LAP TIME : 1:23.086		BEST LAP TIME : 1:23.366		DIFFERENCE : 0.280		
LAP	SECTOR 1	SECTOR 2	LAP TIME	MPH	DIFF	TIME OF DAY
1 -		29.457	1:32.295	77.19	8.929	16:16:35.435
2 -	54.840	29.551	1:24.391	84.42	1.025	16:17:59.826
3 -	54.062	29.304	1:23.366 (1)	85.46		16:19:23.192
4 -	54.633	29.164	1:23.797	85.02	0.431	16:20:46.989
5 -	54.403	29.024	1:23.427 (3)	85.39	0.061	16:22:10.416
6 -	54.364	29.035	1:23.399 (2)	85.42	0.033	16:23:33.815

P24 35 E		Stephen HARVEY		Yamaha YZF R1 -		
IDEAL LAP TIME : 1:25.578		BEST LAP TIME : 1:25.578		DIFFERENCE : 0.000		
LAP	SECTOR 1	SECTOR 2	LAP TIME	MPH	DIFF	TIME OF DAY
1 -		29.994	1:35.109	74.90	9.531	16:16:38.249
2 -	57.832	30.153	1:27.985	80.97	2.407	16:18:06.234
3 -	57.605	29.943	1:27.548	81.37	1.970	16:19:33.782
4 -	56.737	29.957	1:26.694 (3)	82.18	1.116	16:21:00.476
5 -	56.201	29.377	1:25.578 (1)	83.25		16:22:26.054
6 -	56.657	29.903	1:26.560 (2)	82.30	0.982	16:23:52.614

P25 44 E		Tony PARKER		Yamaha R1 - Emerald Elevators/PriceLess Copiers		
IDEAL LAP TIME : 1:24.877		BEST LAP TIME : 1:25.457		DIFFERENCE : 0.580		
LAP	SECTOR 1	SECTOR 2	LAP TIME	MPH	DIFF	TIME OF DAY
1 -		29.587	1:33.228	76.42	7.771	16:16:36.368
2 -	55.290	30.167	1:25.457 (1)	83.37		16:18:01.825
3 -	57.552	31.008	1:28.560	80.44	3.103	16:19:30.385
4 -	57.267	31.455	1:28.722	80.30	3.265	16:20:59.107
5 -	56.547	30.782	1:27.329 (3)	81.58	1.872	16:22:26.436
6 -	56.508	29.876	1:26.384 (2)	82.47	0.927	16:23:52.820

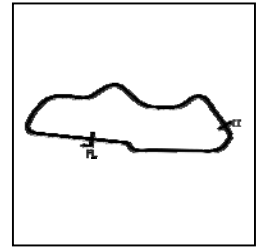
Weather / Track : Cloudy / Dry

Donington Park National
Circuit Length = 1.9790 miles
Start: 16:15 Flag 16:22 End: 16:24

BMCRC - MRO Championships 2020 - Rnd 3 @ Donington Park National

BMCRC Thunderbike Extreme & Ultra

RACE 12 - SECTOR ANALYSIS



SECTOR 1 = FL to I1, SECTOR 2 = I1 to FL, DIFF = Difference To Personal Best Lap, P = Crossed Finish Line in Pit Lane, D = Time Disallowed

P26		24 E		Mark REYNOLDS		Aprilia MILLE -	
IDEAL LAP TIME : 1:25.081		BEST LAP TIME : 1:25.240		DIFFERENCE : 0.159			
LAP	SECTOR 1	SECTOR 2	LAP TIME	MPH	DIFF	TIME OF DAY	
1 -		30.604	1:38.461	72.35	13.221	16:16:41.601	
2 -	58.014	30.063	1:28.077	80.89	2.837	16:18:09.678	
3 -	56.266	29.380	1:25.646 (3)	83.18	0.406	16:19:35.324	
4 -	55.956	29.346	1:25.302 (2)	83.52	0.062	16:21:00.626	
5 -	56.626	30.426	1:27.052	81.84	1.812	16:22:27.678	
6 -	55.735	29.505	1:25.240 (1)	83.58		16:23:52.918	

P27		186 E		Stephen WILKINSON		Honda CBR 600 F -	
IDEAL LAP TIME : 1:25.791		BEST LAP TIME : 1:25.820		DIFFERENCE : 0.029			
LAP	SECTOR 1	SECTOR 2	LAP TIME	MPH	DIFF	TIME OF DAY	
1 -		31.040	1:40.395	70.96	14.575	16:16:43.535	
2 -	58.446	30.052	1:28.498	80.50	2.678	16:18:12.033	
3 -	56.278	30.606	1:26.884	82.00	1.064	16:19:38.917	
4 -	56.258	29.698	1:25.956 (2)	82.88	0.136	16:21:04.873	
5 -	56.093	29.727	1:25.820 (1)	83.01		16:22:30.693	
6 -	57.015	29.813	1:26.828 (3)	82.05	1.008	16:23:57.521	

P28		88 E		George PRINOS		Ducati 996 - KAPPA PLANNING LTD	
IDEAL LAP TIME : 1:27.999		BEST LAP TIME : 1:28.498		DIFFERENCE : 0.499			
LAP	SECTOR 1	SECTOR 2	LAP TIME	MPH	DIFF	TIME OF DAY	
1 -		31.096	1:38.479	72.34	9.981	16:16:41.619	
2 -	57.591	31.112	1:28.703 (2)	80.32	0.205	16:18:10.322	
3 -	57.223	31.275	1:28.498 (1)	80.50		16:19:38.820	
4 -	58.504	30.776	1:29.280 (3)	79.80	0.782	16:21:08.100	
5 -	58.087	31.263	1:29.350	79.73	0.852	16:22:37.450	
6 -	58.368	31.250	1:29.618	79.50	1.120	16:24:07.068	

Weather / Track : Cloudy / Dry

Donington Park National
Circuit Length = 1.9790 miles
Start: 16:15 Flag 16:22 End: 16:24

BMCRC - MRO Championships 2020 - Rnd 3 @ Donington Park National

BMCRC Thunderbike Extreme & Ultra

RACE 12 - BEST SECTORS

SECTOR 1			SECTOR 2			IDEAL / BEST COMPARISON						
POS	NO	NAME	TIME	NO	NAME	TIME	POS	NO	NAME	IDEAL	BEST	DIFF
									PERFECT LAP	1:13.612		
1	5	KILLWORTH	48.298	143	PALMER	25.314	1	143	PALMER	1:13.988	1:13.988	0.000
2	11	HARVEY	48.337	5	KILLWORTH	25.718	2	5	KILLWORTH	1:14.016	1:14.149	0.133
3	64	CHAMBERLAIN	48.414	11	HARVEY	25.763	3	11	HARVEY	1:14.100	1:14.100	0.000
4	275	WILBY	48.522	64	CHAMBERLAIN	25.797	4	64	CHAMBERLAIN	1:14.211	1:14.313	0.102
5	143	PALMER	48.674	275	WILBY	25.937	5	275	WILBY	1:14.459	1:14.506	0.047
6	29	DINSMORE	49.052	29	DINSMORE	26.216	6	29	DINSMORE	1:15.268	1:15.424	0.156
7	1	SAUNDERS	49.055	102	FEARN	26.222	7	1	SAUNDERS	1:15.408	1:15.416	0.008
8	258	FRIEND	49.137	17	KILLWORTH	26.234	8	102	FEARN	1:15.749	1:16.146	0.397
9	961	SIM	49.300	1	SAUNDERS	26.353	9	17	KILLWORTH	1:15.811	1:16.253	0.442
10	102	FEARN	49.527	961	SIM	26.522	10	961	SIM	1:15.822	1:15.835	0.013
11	78	THOMAS	49.552	41	ABRAHAM	26.611	11	258	FRIEND	1:16.023	1:16.023	0.000
12	17	KILLWORTH	49.577	77	MAY	26.772	12	78	THOMAS	1:16.331	1:16.437	0.106
13	129	CRIPPS	49.798	78	THOMAS	26.779	13	41	ABRAHAM	1:16.512	1:16.724	0.212
14	41	ABRAHAM	49.901	258	FRIEND	26.886	14	129	CRIPPS	1:16.772	1:16.961	0.189
15	303	NORTON	50.055	303	NORTON	26.947	15	77	MAY	1:16.849	1:17.025	0.176
16	77	MAY	50.077	129	CRIPPS	26.974	16	303	NORTON	1:17.002	1:17.301	0.299
17	193	BOTTO	52.242	193	BOTTO	27.211	17	193	BOTTO	1:19.453	1:19.946	0.493
18	119	HEALEY	53.084	777	CLIFFORD	27.951	18	119	HEALEY	1:21.065	1:21.074	0.009
19	6	FIRTH	53.115	119	HEALEY	27.981	19	6	FIRTH	1:21.228	1:21.240	0.012
20	777	CLIFFORD	53.278	6	FIRTH	28.113	20	777	CLIFFORD	1:21.229	1:21.355	0.126
21	171	GIBBS	53.331	86	BRADBURY	28.241	21	86	BRADBURY	1:21.734	1:21.867	0.133
22	86	BRADBURY	53.493	171	GIBBS	28.449	22	171	GIBBS	1:21.780	1:21.780	0.000
23	46	DRAPER	54.062	46	DRAPER	29.024	23	46	DRAPER	1:23.086	1:23.366	0.280
24	44	PARKER	55.290	24	REYNOLDS	29.346	24	44	PARKER	1:24.877	1:25.457	0.580
25	24	REYNOLDS	55.735	35	HARVEY	29.377	25	24	REYNOLDS	1:25.081	1:25.240	0.159
26	186	WILKINSON	56.093	44	PARKER	29.587	26	35	HARVEY	1:25.578	1:25.578	0.000
27	35	HARVEY	56.201	186	WILKINSON	29.698	27	186	WILKINSON	1:25.791	1:25.820	0.029
28	88	PRINOS	57.223	88	PRINOS	30.776	28	88	PRINOS	1:27.999	1:28.498	0.499
29												

Weather / Track : Cloudy / Dry

Results can be found at www.tsl-timing.com

Donington Park National
Circuit Length = 1.9790 miles
Start: 16:15 Flag 16:22 End: 16:24

Printed - 16:26 Saturday, 05 September 2020

BMCRC - MRO Championships 2020 - Rnd 3 @ Donington Park National

BMCRC Thunderbike Extreme & Ultra

RACE 12 - STATISTICS

Competitors Started 28
Planned Start 2020-09-05 @ 15:41:00.000
Actual Start 2020-09-05 @ 16:15:03.139
Finish Time 2020-09-05 @ 16:22:38.865
Track Length 1.9790mi.
Total Laps 168
Total Distance Covered 332.4832mi.

Session Fastest Lap History

NO	CL	NAME	LAP TIME	TIME OF DAY	LAP	VEHICLE
143	U	Steve PALMER	1:13.988	16:17:36.505	2	Suzuki GSXR1000 K6

Session Leader History

NO	CL	NAME	FROM LAP	LAPS LED	DISTANCE	VEHICLE
143	U	Steve PALMER	1	6	11.83 miles	Suzuki GSXR1000 K6

Flag History

TYPE	TIME OF DAY
GREEN	16:15:03.139
FINISH	16:22:38.865

Flag Statistics

TYPE	COUNT	TOTAL LAPS	TOTAL TIME
Green	1	6	9:08.752
Red	0	0	0.000
Safety Car	0	0	0.000
FCY	0	0	0.000

BMCRC - MRO Championships 2020 - Rnd 3 @ Donington Park National

BMCRC Thunderbike Extreme & Ultra

RACE 12 - STATISTICS

CLASS : E

16 Starters

Fastest Lap History

NO	NAME	LAP TIME	TIME OF DAY	LAP	VEHICLE
1	Andrew SAUNDERS	1:16.292	16:17:41.015	2	Suzuki GSXR
1	Andrew SAUNDERS	1:15.719	16:20:13.284	4	Suzuki GSXR
1	Andrew SAUNDERS	1:15.416	16:21:28.700	5	Suzuki GSXR

Leader History

NO	NAME	FROM LAP	LAPS LED	DISTANCE	VEHICLE
1	Andrew SAUNDERS	1	6	11.83 miles	Suzuki GSXR

BMCRC - MRO Championships 2020 - Rnd 3 @ Donington Park National

BMCRC Thunderbike Extreme & Ultra

RACE 12 - STATISTICS

CLASS : U

12 Starters

Fastest Lap History

NO	NAME	LAP TIME	TIME OF DAY	LAP	VEHICLE
143	Steve PALMER	1:13.988	16:17:36.505	2	Suzuki GSXR1000 K6

Leader History

NO	NAME	FROM LAP	LAPS LED	DISTANCE	VEHICLE
143	Steve PALMER	1	6	11.83 miles	Suzuki GSXR1000 K6

BMCRC - MRO Championships 2020 - Rnd 3 @ Donington Park National

BMCRC Thunderbike Extreme & Ultra

RACE 2 - GRID (10 Laps)



ROW 11	33	777 Michael CLIFFORD	32	115 Albert WILLSSHER	31	3 Tom BARRETT
ROW 10	30	90 Edward WATSON	29	60 Liam McCARTER	28	71 Ritchie THORNTON
ROW 9	27	1:28.498 88 George PRINOS	26	1:25.820 186 Stephen WILKINSON	25	1:25.578 35 Stephen HARVEY
ROW 8	24	1:25.457 44 Tony PARKER	23	1:25.240 24 Mark REYNOLDS	22	1:23.366 46 Adrian DRAPER
ROW 7	21	1:21.867 86 Stuart BRADBURY	20	1:21.780 171 Daniel GIBBS	19	1:21.240 6 Andrew FIRTH
ROW 6	18	1:21.074 119 Simon HEALEY	17	1:19.946 193 Tony BOTTO	16	1:17.301 303 Adam NORTON
ROW 5	15	1:17.025 77 David MAY	14	1:16.961 129 Derek CRIPPS	13	1:16.724 41 David ABRAHAM
ROW 4	12	1:16.437 78 Jamie THOMAS	11	1:16.253 17 Jordan KILLWORTH	10	1:16.146 102 James FEARN
ROW 3	9	1:16.023 258 Ande FRIEND	8	1:15.835 961 Jack SIM	7	1:15.424 29 Cecil DINSMORE
ROW 2	6	1:15.416 1 Andrew SAUNDERS	5	1:14.506 275 Mark WILBY	4	1:14.313 64 Barry CHAMBERLAIN
ROW 1	3	1:14.149 5 Stacey KILLWORTH	2	1:14.100 11 Josh HARVEY	1	1:13.988 143 Steve PALMER
Pole						

Donington Park National
Circuit Length = 1.9790 miles

These results are provisional until the conclusion of any judicial and technical matters.

Clerk Of Course :	Steward :	Timekeeper :
-------------------	-----------	--------------

Results can be found at www.tsl-timing.com

Printed - 16:54 Saturday, 05 September 2020



BMCRC - MRO Championships 2020 - Rnd 3 @ Donington Park National



BMCRC Thunderbike Extreme & Ultra

RACE 2 - CLASSIFICATION



POS	NO	CL	PIC NAME	ENTRY	LAPS	TIME	GAP	DIFF	MPH	BEST	ON
1	11	U	1 Josh HARVEY	Yamaha R1 - NR Racing	7	8:37.726			96.06	1:13.244	3
2	275	U	2 Mark WILBY	Suzuki GSXR1000 -	7	8:47.712	9.986	9.986	94.24	1:14.269	5
3	1	E	1 Andrew SAUNDERS	Suzuki GSXR - SDC PERFORMANCE	7	8:48.984	11.258	1.272	94.02	1:14.409	4
4	64	U	3 Barry CHAMBERLAIN	Suzuki GSXR1000 - Airsys.co.uk	7	8:49.468	11.742	0.484	93.93	1:14.326	4
5	102	U	4 James FEARN	Suzuki GSXR1000 -	7	8:57.986	20.260	8.518	92.44	1:15.241	5
6	78	U	5 Jamie THOMAS	Suzuki GSXR 1000 - Team RubyRacing	7	8:58.181	20.455	0.195	92.41	1:15.384	3
7	41	U	6 David ABRAHAM	Yamaha R1 - Cambridge Motorcycles	7	8:58.688	20.962	0.507	92.32	1:15.283	6
8	258	E	2 Ande FRIEND	Aprilia RSVR - Flying colours Motorcycle Training	7	8:58.861	21.135	0.173	92.29	1:14.855	7
9	303	U	7 Adam NORTON	Honda CBR1000RR - NRC	7	9:10.155	32.429	11.294	90.40	1:16.479	5
10	77	E	3 David MAY	Suzuki GSXR 750 K1 - ELP Racing	7	9:10.467	32.741	0.312	90.35	1:17.641	6
11	17	U	8 Jordan KILLWORTH	Kawasaki ZX-10R -	7	9:10.532	32.806	0.065	90.34	1:16.219	5
12	129	E	4 Derek CRIPPS	Yamaha R1 - Kelly Cripps	7	9:10.947	33.221	0.415	90.27	1:16.809	5
13	90	E	5 Edward WATSON	Yamaha R6 - Motorsportdays.com TEA Time Racing	7	9:11.468	33.742	0.521	90.18	1:16.037	6
14	119	E	6 Simon HEALEY	Yamaha R1 - Popular Tyres Limited	7	9:23.873	46.147	12.405	88.20	1:18.662	4
15	193	U	9 Tony BOTTO	Suzuki GSXR 1000 K8 - TB Motorcycles	7	9:25.566	47.840	1.693	87.94	1:17.892	6
16	777	E	7 Michael CLIFFORD	Yamaha R1 - Sunnyside Racing	7	9:27.282	49.556	1.716	87.67	1:19.455	6
17	6	E	8 Andrew FIRTH	Yamaha YZF-R1 - LTRmotorcycles.co.uk	7	9:41.306	1:03.580	14.024	85.55	1:21.463	7
18	44	E	9 Tony PARKER	Yamaha R1 - Emerald Elevators/PriceLess Copiers	7	9:54.824	1:17.098	13.518	83.61	1:22.838	7
19	35	E	10 Stephen HARVEY	Yamaha YZF R1 -	7	9:55.192	1:17.466	0.368	83.56	1:23.064	5
20	46	E	11 Adrian DRAPER	Suzuki GSXR 750 - droopy racing uk	7	9:58.016	1:20.290	2.824	83.16	1:23.545	2
21	24	E	12 Mark REYNOLDS	Aprilia MILLE -	7	10:07.147	1:29.421	9.131	81.91	1:24.079	5
22	186	E	13 Stephen WILKINSON	Honda CBR 600 F -	6	8:57.257	1 Lap	1 Lap	79.31	1:23.782	4
23	88	E	14 George PRINOS	Ducati 996 - KAPPA PLANNING LTD	6	8:57.613	1 Lap	0.356	79.26	1:25.931	2
NOT CLASSIFIED											
DNF	29	U	Cecil DINSMORE	Suzuki GSXR 1000 - KnC Motorsport	6	7:57.072	1 Lap		89.31	1:15.370	5
FASTEST LAP											
	11	U	Josh HARVEY	Yamaha R1 - NR Racing	3	1:13.244			97.27 mph	156.54 kph	
	1	E	Andrew SAUNDERS	Suzuki GSXR - SDC PERFORMANCE	4	1:14.409			95.74 mph	154.09 kph	

Class U - 92.5% of Race Speed = 88.85 mph

Class E - 92.5% of Race Speed = 86.96 mph

Weather / Track : Cloudy / Dry

These results are provisional until the conclusion of any judicial and technical matters.

Donington Park National
Circuit Length = 1.9790 miles
Start: 10:33 Flag 10:41 End: 10:43

Clerk Of Course :	Steward :	Timekeeper :
-------------------	-----------	--------------

Results can be found at www.tsl-timing.com

Printed - 10:47 Sunday, 06 September 2020



BMCRC - MRO Championships 2020 - Rnd 3 @ Donington Park National

BMCRC Thunderbike Extreme & Ultra

RACE 2 - LAP CHART

LAP 1 @ 10:34:19.550

NO	BEHIND	LAP TIME
11		1:17.238
275	1.976	1:19.214
1	2.284	1:19.522
64	2.726	1:19.964
29	4.342	1:21.580
102	5.103	1:22.341
258	5.211	1:22.449
78	5.442	1:22.680
41	5.845	1:23.083
77	6.551	1:23.789
17	8.696	1:25.934
303	8.883	1:26.121
129	9.218	1:26.456
90	9.418	1:26.656
193	11.221	1:28.459
777	11.392	1:28.630
119	11.969	1:29.207
6	13.231	1:30.469
46	14.470	1:31.708
44	15.198	1:32.436
35	16.254	1:33.492
24	16.307	1:33.545
186	16.751	1:33.989
88	18.136	1:35.374

LAP 2 @ 10:35:32.860

NO	BEHIND	LAP TIME
11		1:13.310
275	3.693	1:15.027
1	4.074	1:15.100
64	4.558	1:15.142
29	7.166	1:16.134
102	7.637	1:15.844
78	7.987	1:15.855
258	8.362	1:16.461
41	8.840	1:16.305
77	10.904	1:17.663
17	14.320	1:18.934
303	14.761	1:19.188
129	15.232	1:19.324
90	15.429	1:19.321
119	18.485	1:19.826
777	18.920	1:20.838
193	20.549	1:22.638
6	21.789	1:21.868
46	24.705	1:23.545
44	25.937	1:24.049
35	27.131	1:24.187
186	28.703	1:25.262
24	29.098	1:26.101
88	30.757	1:25.931

LAP 3 @ 10:36:46.104

NO	BEHIND	LAP TIME
11		1:13.244
275	4.989	1:14.540
1	5.616	1:14.786
64	5.938	1:14.624
29	9.839	1:15.917
78	10.127	1:15.384
102	10.347	1:15.954

258	10.961	1:15.843
41	11.781	1:16.185
77	15.510	1:17.850
303	18.697	1:17.180
17	19.122	1:18.046
129	19.333	1:17.345
90	19.765	1:17.580
119	24.140	1:18.899
777	25.538	1:19.862
193	26.728	1:19.423
6	30.365	1:21.820
46	35.443	1:23.982
44	37.202	1:24.509
35	37.271	1:23.384
186	40.539	1:25.080
24	41.423	1:25.569
88	43.596	1:26.083

LAP 4 @ 10:37:59.636

NO	BEHIND	LAP TIME
11		1:13.532
275	5.878	1:14.421
1	6.493	1:14.409
64	6.732	1:14.326
29	12.383	1:16.076
78	12.648	1:16.053
102	13.213	1:16.398
258	14.083	1:16.654
41	14.683	1:16.434
77	20.013	1:18.035
303	22.077	1:16.912
17	22.537	1:16.947
129	22.968	1:17.167
90	23.727	1:17.494
119	29.270	1:18.662
777	31.465	1:19.459
193	32.060	1:18.864
6	38.590	1:21.757
46	45.905	1:23.994
35	46.983	1:23.244
44	48.110	1:24.440
186	50.789	1:23.782
24	52.147	1:24.256
88	57.508	1:27.444

LAP 5 @ 10:39:12.929

NO	BEHIND	LAP TIME
11		1:13.293
275	6.854	1:14.269
1	7.640	1:14.440
64	7.913	1:14.474
29	14.460	1:15.370
78	14.935	1:15.580
102	15.161	1:15.241
41	16.920	1:15.530
258	18.021	1:17.231
77	24.562	1:17.842
303	25.263	1:16.479
17	25.463	1:16.219
129	26.484	1:16.809
90	27.750	1:17.316
119	34.755	1:18.778
193	37.492	1:18.725
777	37.733	1:19.561

6	47.679	1:22.382
35	56.754	1:23.064
46	56.839	1:24.227
44	57.760	1:22.943
24	1:02.933	1:24.079
186	1:02.946	1:25.450
88	1:11.942	1:27.727

LAP 6 @ 10:40:26.314

NO	BEHIND	LAP TIME
11		1:13.385
275	7.854	1:14.385
1	9.487	1:15.232
64	9.781	1:15.253
78	17.813	1:16.263
102	18.080	1:16.304
41	18.818	1:15.283
258	20.004	1:15.368
77	28.818	1:17.641
303	29.369	1:17.491
17	29.494	1:17.416
129	29.970	1:16.871
90	30.402	1:16.037
29	33.070	1:31.995 P
119	40.569	1:19.199
193	41.999	1:17.892
777	43.803	1:19.455
6	55.841	1:21.547
35	1:07.442	1:24.073
44	1:07.984	1:23.609
46	1:09.673	1:26.219
24	1:13.687	1:24.139

LAP 7 @ 10:41:40.038

NO	BEHIND	LAP TIME
11		1:13.724
275	9.986	1:15.856
1	11.258	1:15.495
64	11.742	1:15.685
186	1 Lap	1:43.694 P
88	1 Lap	1:35.054
102	20.260	1:15.904
78	20.455	1:16.366
41	20.962	1:15.868
258	21.135	1:14.855
303	32.429	1:16.784
77	32.741	1:17.647
17	32.806	1:17.036
129	33.221	1:16.975
90	33.742	1:17.064
119	46.147	1:19.302
193	47.840	1:19.565
777	49.556	1:19.477
6	1:03.580	1:21.463
44	1:17.098	1:22.838
35	1:17.466	1:23.748
46	1:20.290	1:24.341
24	1:29.421	1:29.458

Weather / Track : Cloudy / Dry

Results can be found at www.tsl-timing.com

Donington Park National
Circuit Length = 1.9790 miles
Start: 10:33 Flag 10:41 End: 10:43

Printed - 10:48 Sunday, 06 September 2020

BMCRC - MRO Championships 2020 - Rnd 3 @ Donington Park National

BMCRC Thunderbike Extreme & Ultra

RACE 2 - SECTOR ANALYSIS



SECTOR 1 = FL to I1, SECTOR 2 = I1 to FL, DIFF = Difference To Personal Best Lap, P = Crossed Finish Line in Pit Lane, D = Time Disallowed

P1 11 U		Josh HARVEY		Yamaha R1 - NR Racing		
IDEAL LAP TIME : 1:13.022		BEST LAP TIME : 1:13.244		DIFFERENCE : 0.222		
LAP	SECTOR 1	SECTOR 2	LAP TIME	MPH	DIFF	TIME OF DAY
1 -		25.458	1:17.238	92.24	3.994	10:34:19.550
2 -	47.938	25.372	1:13.310 (3)	97.18	0.066	10:35:32.860
3 -	47.759	25.485	1:13.244 (1)	97.27		10:36:46.104
4 -	48.147	25.385	1:13.532	96.89	0.288	10:37:59.636
5 -	47.650	25.643	1:13.293 (2)	97.20	0.049	10:39:12.929
6 -	47.714	25.671	1:13.385	97.08	0.141	10:40:26.314
7 -	47.897	25.827	1:13.724	96.63	0.480	10:41:40.038

P2 275 U		Mark WILBY		Suzuki GSXR1000 -		
IDEAL LAP TIME : 1:14.135		BEST LAP TIME : 1:14.269		DIFFERENCE : 0.134		
LAP	SECTOR 1	SECTOR 2	LAP TIME	MPH	DIFF	TIME OF DAY
1 -		26.124	1:19.214	89.94	4.945	10:34:21.526
2 -	48.819	26.208	1:15.027	94.96	0.758	10:35:36.553
3 -	48.512	26.028	1:14.540	95.58	0.271	10:36:51.093
4 -	48.414	26.007	1:14.421 (3)	95.73	0.152	10:38:05.514
5 -	48.336	25.933	1:14.269 (1)	95.93		10:39:19.783
6 -	48.202	26.183	1:14.385 (2)	95.78	0.116	10:40:34.168
7 -	49.120	26.736	1:15.856	93.92	1.587	10:41:50.024

P3 1 E		Andrew SAUNDERS		Suzuki GSXR - SDC PERFORMANCE		
IDEAL LAP TIME : 1:14.342		BEST LAP TIME : 1:14.409		DIFFERENCE : 0.067		
LAP	SECTOR 1	SECTOR 2	LAP TIME	MPH	DIFF	TIME OF DAY
1 -		26.040	1:19.522	89.59	5.113	10:34:21.834
2 -	48.845	26.255	1:15.100	94.86	0.691	10:35:36.934
3 -	48.644	26.142	1:14.786 (3)	95.26	0.377	10:36:51.720
4 -	48.437	25.972	1:14.409 (1)	95.74		10:38:06.129
5 -	48.535	25.905	1:14.440 (2)	95.70	0.031	10:39:20.569
6 -	49.047	26.185	1:15.232	94.70	0.823	10:40:35.801
7 -	48.522	26.973	1:15.495	94.37	1.086	10:41:51.296

P4 64 U		Barry CHAMBERLAIN		Suzuki GSXR1000 - Airsys.co.uk		
IDEAL LAP TIME : 1:14.280		BEST LAP TIME : 1:14.326		DIFFERENCE : 0.046		
LAP	SECTOR 1	SECTOR 2	LAP TIME	MPH	DIFF	TIME OF DAY
1 -		26.166	1:19.964	89.09	5.638	10:34:22.276
2 -	48.719	26.423	1:15.142	94.81	0.816	10:35:37.418
3 -	48.431	26.193	1:14.624 (3)	95.47	0.298	10:36:52.042
4 -	48.477	25.849	1:14.326 (1)	95.85		10:38:06.368
5 -	48.509	25.965	1:14.474 (2)	95.66	0.148	10:39:20.842
6 -	49.121	26.132	1:15.253	94.67	0.927	10:40:36.095
7 -	48.585	27.100	1:15.685	94.13	1.359	10:41:51.780

P5 102 U		James FEARN		Suzuki GSXR1000 -		
IDEAL LAP TIME : 1:15.211		BEST LAP TIME : 1:15.241		DIFFERENCE : 0.030		
LAP	SECTOR 1	SECTOR 2	LAP TIME	MPH	DIFF	TIME OF DAY
1 -		26.726	1:22.341	86.52	7.100	10:34:24.653
2 -	49.138	26.706	1:15.844 (2)	93.93	0.603	10:35:40.497
3 -	49.640	26.314	1:15.954	93.80	0.713	10:36:56.451
4 -	49.632	26.766	1:16.398	93.25	1.157	10:38:12.849
5 -	48.903	26.338	1:15.241 (1)	94.69		10:39:28.090
6 -	49.996	26.308	1:16.304	93.37	1.063	10:40:44.394
7 -	49.281	26.623	1:15.904 (3)	93.86	0.663	10:42:00.298

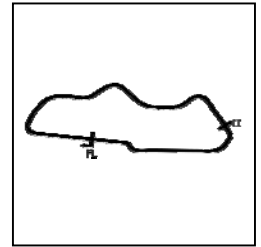
Weather / Track : Cloudy / Dry

Donington Park National
Circuit Length = 1.9790 miles
Start: 10:33 Flag 10:41 End: 10:43

BMCRC - MRO Championships 2020 - Rnd 3 @ Donington Park National

BMCRC Thunderbike Extreme & Ultra

RACE 2 - SECTOR ANALYSIS



SECTOR 1 = FL to I1, SECTOR 2 = I1 to FL, DIFF = Difference To Personal Best Lap, P = Crossed Finish Line in Pit Lane, D = Time Disallowed

P6 78 U		Jamie THOMAS		Suzuki GSXR 1000 - Team RubyRacing		
IDEAL LAP TIME : 1:15.331		BEST LAP TIME : 1:15.384		DIFFERENCE : 0.053		
LAP	SECTOR 1	SECTOR 2	LAP TIME	MPH	DIFF	TIME OF DAY
1 -		26.658	1:22.680	86.17	7.296	10:34:24.992
2 -	49.561	26.294	1:15.855 (3)	93.92	0.471	10:35:40.847
3 -	49.255	26.129	1:15.384 (1)	94.51		10:36:56.231
4 -	49.731	26.322	1:16.053	93.67	0.669	10:38:12.284
5 -	49.202	26.378	1:15.580 (2)	94.26	0.196	10:39:27.864
6 -	49.595	26.668	1:16.263	93.42	0.879	10:40:44.127
7 -	49.469	26.897	1:16.366	93.29	0.982	10:42:00.493

P7 41 U		David ABRAHAM		Yamaha R1 - Cambridge Motorcycles		
IDEAL LAP TIME : 1:15.283		BEST LAP TIME : 1:15.283		DIFFERENCE : 0.000		
LAP	SECTOR 1	SECTOR 2	LAP TIME	MPH	DIFF	TIME OF DAY
1 -		26.873	1:23.083	85.75	7.800	10:34:25.395
2 -	49.635	26.670	1:16.305	93.37	1.022	10:35:41.700
3 -	49.527	26.658	1:16.185	93.51	0.902	10:36:57.885
4 -	49.096	27.338	1:16.434	93.21	1.151	10:38:14.319
5 -	49.102	26.428	1:15.530 (2)	94.32	0.247	10:39:29.849
6 -	48.907	26.376	1:15.283 (1)	94.63		10:40:45.132
7 -	49.171	26.697	1:15.868 (3)	93.90	0.585	10:42:01.000

P8 258 E		Ande FRIEND		Aprilia RSVR - Flying colours Motorcycle Training		
IDEAL LAP TIME : 1:14.701		BEST LAP TIME : 1:14.855		DIFFERENCE : 0.154		
LAP	SECTOR 1	SECTOR 2	LAP TIME	MPH	DIFF	TIME OF DAY
1 -		27.030	1:22.449	86.41	7.594	10:34:24.761
2 -	49.259	27.202	1:16.461	93.18	1.606	10:35:41.222
3 -	49.182	26.661	1:15.843 (3)	93.93	0.988	10:36:57.065
4 -	49.278	27.376	1:16.654	92.94	1.799	10:38:13.719
5 -	48.708	28.523	1:17.231	92.25	2.376	10:39:30.950
6 -	48.934	26.434	1:15.368 (2)	94.53	0.513	10:40:46.318
7 -	48.267	26.588	1:14.855 (1)	95.17		10:42:01.173

P9 303 U		Adam NORTON		Honda CBR1000RR - NRC		
IDEAL LAP TIME : 1:16.374		BEST LAP TIME : 1:16.479		DIFFERENCE : 0.105		
LAP	SECTOR 1	SECTOR 2	LAP TIME	MPH	DIFF	TIME OF DAY
1 -		27.702	1:26.121	82.72	9.642	10:34:28.433
2 -	52.175	27.013	1:19.188	89.97	2.709	10:35:47.621
3 -	50.429	26.751	1:17.180	92.31	0.701	10:37:04.801
4 -	50.089	26.823	1:16.912 (3)	92.63	0.433	10:38:21.713
5 -	49.807	26.672	1:16.479 (1)	93.15		10:39:38.192
6 -	50.605	26.886	1:17.491	91.94	1.012	10:40:55.683
7 -	50.217	26.567	1:16.784 (2)	92.78	0.305	10:42:12.467

P10 77 E		David MAY		Suzuki GSXR 750 K1 - ELP Racing		
IDEAL LAP TIME : 1:17.446		BEST LAP TIME : 1:17.641		DIFFERENCE : 0.195		
LAP	SECTOR 1	SECTOR 2	LAP TIME	MPH	DIFF	TIME OF DAY
1 -		27.108	1:23.789	85.02	6.148	10:34:26.101
2 -	50.539	27.124	1:17.663 (3)	91.73	0.022	10:35:43.764
3 -	50.641	27.209	1:17.850	91.51	0.209	10:37:01.614
4 -	50.605	27.430	1:18.035	91.30	0.394	10:38:19.649
5 -	50.715	27.127	1:17.842	91.52	0.201	10:39:37.491
6 -	50.338	27.303	1:17.641 (1)	91.76		10:40:55.132
7 -	50.488	27.159	1:17.647 (2)	91.75	0.006	10:42:12.779

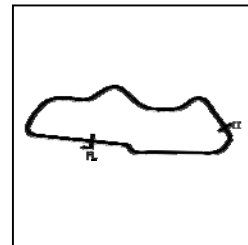
Weather / Track : Cloudy / Dry

Donington Park National
Circuit Length = 1.9790 miles
Start: 10:33 Flag 10:41 End: 10:43

BMCRC - MRO Championships 2020 - Rnd 3 @ Donington Park National

BMCRC Thunderbike Extreme & Ultra

RACE 2 - SECTOR ANALYSIS



SECTOR 1 = FL to I1, SECTOR 2 = I1 to FL, DIFF = Difference To Personal Best Lap, P = Crossed Finish Line in Pit Lane, D = Time Disallowed

P11 17 U		Jordan KILLWORTH		Kawasaki ZX-10R -		
IDEAL LAP TIME : 1:16.219		BEST LAP TIME : 1:16.219		DIFFERENCE : 0.000		
LAP	SECTOR 1	SECTOR 2	LAP TIME	MPH	DIFF	TIME OF DAY
1 -		27.761	1:25.934	82.90	9.715	10:34:28.246
2 -	51.793	27.141	1:18.934	90.26	2.715	10:35:47.180
3 -	51.048	26.998	1:18.046	91.28	1.827	10:37:05.226
4 -	50.066	26.881	1:16.947 (2)	92.59	0.728	10:38:22.173
5 -	49.675	26.544	1:16.219 (1)	93.47		10:39:38.392
6 -	50.825	26.591	1:17.416	92.03	1.197	10:40:55.808
7 -	50.304	26.732	1:17.036 (3)	92.48	0.817	10:42:12.844

P12 129 E		Derek CRIPPS		Yamaha R1 - Kelly Cripps		
IDEAL LAP TIME : 1:16.731		BEST LAP TIME : 1:16.809		DIFFERENCE : 0.078		
LAP	SECTOR 1	SECTOR 2	LAP TIME	MPH	DIFF	TIME OF DAY
1 -		27.825	1:26.456	82.40	9.647	10:34:28.768
2 -	51.964	27.360	1:19.324	89.81	2.515	10:35:48.092
3 -	50.434	26.911	1:17.345	92.11	0.536	10:37:05.437
4 -	50.182	26.985	1:17.167	92.32	0.358	10:38:22.604
5 -	49.955	26.854	1:16.809 (1)	92.75		10:39:39.413
6 -	50.095	26.776	1:16.871 (2)	92.68	0.062	10:40:56.284
7 -	50.105	26.870	1:16.975 (3)	92.55	0.166	10:42:13.259

P13 90 E		Edward WATSON		Yamaha R6 - Motorsportdays.com TEA Time Racing		
IDEAL LAP TIME : 1:16.037		BEST LAP TIME : 1:16.037		DIFFERENCE : 0.000		
LAP	SECTOR 1	SECTOR 2	LAP TIME	MPH	DIFF	TIME OF DAY
1 -		27.594	1:26.656	82.21	10.619	10:34:28.968
2 -	52.158	27.163	1:19.321	89.82	3.284	10:35:48.289
3 -	50.657	26.923	1:17.580	91.83	1.543	10:37:05.869
4 -	50.456	27.038	1:17.494	91.93	1.457	10:38:23.363
5 -	50.491	26.825	1:17.316 (3)	92.14	1.279	10:39:40.679
6 -	49.282	26.755	1:16.037 (1)	93.69		10:40:56.716
7 -	50.037	27.027	1:17.064 (2)	92.45	1.027	10:42:13.780

P14 119 E		Simon HEALEY		Yamaha R1 - Popular Tyres Limited		
IDEAL LAP TIME : 1:18.472		BEST LAP TIME : 1:18.662		DIFFERENCE : 0.190		
LAP	SECTOR 1	SECTOR 2	LAP TIME	MPH	DIFF	TIME OF DAY
1 -		28.060	1:29.207	79.86	10.545	10:34:31.519
2 -	52.518	27.308	1:19.826	89.25	1.164	10:35:51.345
3 -	51.654	27.245	1:18.899 (3)	90.30	0.237	10:37:10.244
4 -	51.577	27.085	1:18.662 (1)	90.57		10:38:28.906
5 -	51.387	27.391	1:18.778 (2)	90.43	0.116	10:39:47.684
6 -	51.803	27.396	1:19.199	89.95	0.537	10:41:06.883
7 -	51.485	27.817	1:19.302	89.84	0.640	10:42:26.185

P15 193 U		Tony BOTTO		Suzuki GSXR 1000 K8 - TB Motorcycles		
IDEAL LAP TIME : 1:17.892		BEST LAP TIME : 1:17.892		DIFFERENCE : 0.000		
LAP	SECTOR 1	SECTOR 2	LAP TIME	MPH	DIFF	TIME OF DAY
1 -		27.561	1:28.459	80.54	10.567	10:34:30.771
2 -	54.636	28.002	1:22.638	86.21	4.746	10:35:53.409
3 -	51.922	27.501	1:19.423	89.70	1.531	10:37:12.832
4 -	51.455	27.409	1:18.864 (3)	90.34	0.972	10:38:31.696
5 -	51.702	27.023	1:18.725 (2)	90.50	0.833	10:39:50.421
6 -	51.109	26.783	1:17.892 (1)	91.46		10:41:08.313
7 -	51.831	27.734	1:19.565	89.54	1.673	10:42:27.878

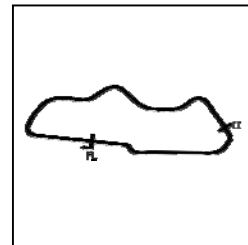
Weather / Track : Cloudy / Dry

Donington Park National
Circuit Length = 1.9790 miles
Start: 10:33 Flag 10:41 End: 10:43

BMCRC - MRO Championships 2020 - Rnd 3 @ Donington Park National

BMCRC Thunderbike Extreme & Ultra

RACE 2 - SECTOR ANALYSIS



SECTOR 1 = FL to I1, SECTOR 2 = I1 to FL, DIFF = Difference To Personal Best Lap, P = Crossed Finish Line in Pit Lane, D = Time Disallowed

P16 777 E		Michael CLIFFORD		Yamaha R1 - Sunnyside Racing		
IDEAL LAP TIME : 1:18.926		BEST LAP TIME : 1:19.455		DIFFERENCE : 0.529		
LAP	SECTOR 1	SECTOR 2	LAP TIME	MPH	DIFF	TIME OF DAY
1 -		27.633	1:28.630	80.38	9.175	10:34:30.942
2 -	53.317	27.521	1:20.838	88.13	1.383	10:35:51.780
3 -	52.459	27.403	1:19.862	89.21	0.407	10:37:11.642
4 -	52.028	27.431	1:19.459 (2)	89.66	0.004	10:38:31.101
5 -	52.085	27.476	1:19.561	89.54	0.106	10:39:50.662
6 -	51.661	27.794	1:19.455 (1)	89.66		10:41:10.117
7 -	52.212	27.265	1:19.477 (3)	89.64	0.022	10:42:29.594

P17 6 E		Andrew FIRTH		Yamaha YZF-R1 - LTRmotorcycles.co.uk		
IDEAL LAP TIME : 1:21.341		BEST LAP TIME : 1:21.463		DIFFERENCE : 0.122		
LAP	SECTOR 1	SECTOR 2	LAP TIME	MPH	DIFF	TIME OF DAY
1 -		28.347	1:30.469	78.75	9.006	10:34:32.781
2 -	53.464	28.404	1:21.868	87.02	0.405	10:35:54.649
3 -	53.352	28.468	1:21.820	87.07	0.357	10:37:16.469
4 -	53.550	28.207	1:21.757 (3)	87.14	0.294	10:38:38.226
5 -	53.946	28.436	1:22.382	86.48	0.919	10:40:00.608
6 -	53.219	28.328	1:21.547 (2)	87.36	0.084	10:41:22.155
7 -	53.341	28.122	1:21.463 (1)	87.45		10:42:43.618

P18 44 E		Tony PARKER		Yamaha R1 - Emerald Elevators/PriceLess Copiers		
IDEAL LAP TIME : 1:22.475		BEST LAP TIME : 1:22.838		DIFFERENCE : 0.363		
LAP	SECTOR 1	SECTOR 2	LAP TIME	MPH	DIFF	TIME OF DAY
1 -		29.532	1:32.436	77.07	9.598	10:34:34.748
2 -	54.909	29.140	1:24.049	84.76	1.211	10:35:58.797
3 -	54.888	29.621	1:24.509	84.30	1.671	10:37:23.306
4 -	55.182	29.258	1:24.440	84.37	1.602	10:38:47.746
5 -	53.702	29.241	1:22.943 (2)	85.89	0.105	10:40:10.689
6 -	54.582	29.027	1:23.609 (3)	85.21	0.771	10:41:34.298
7 -	54.065	28.773	1:22.838 (1)	86.00		10:42:57.136

P19 35 E		Stephen HARVEY		Yamaha YZF R1 -		
IDEAL LAP TIME : 1:23.064		BEST LAP TIME : 1:23.064		DIFFERENCE : 0.000		
LAP	SECTOR 1	SECTOR 2	LAP TIME	MPH	DIFF	TIME OF DAY
1 -		29.895	1:33.492	76.20	10.428	10:34:35.804
2 -	54.975	29.212	1:24.187	84.62	1.123	10:35:59.991
3 -	54.441	28.943	1:23.384 (3)	85.44	0.320	10:37:23.375
4 -	54.341	28.903	1:23.244 (2)	85.58	0.180	10:38:46.619
5 -	54.184	28.880	1:23.064 (1)	85.77		10:40:09.683
6 -	54.868	29.205	1:24.073	84.74	1.009	10:41:33.756
7 -	54.236	29.512	1:23.748	85.07	0.684	10:42:57.504

P20 46 E		Adrian DRAPER		Suzuki GSXR 750 - droopy racing uk		
IDEAL LAP TIME : 1:23.539		BEST LAP TIME : 1:23.545		DIFFERENCE : 0.006		
LAP	SECTOR 1	SECTOR 2	LAP TIME	MPH	DIFF	TIME OF DAY
1 -		29.266	1:31.708	77.68	8.163	10:34:34.020
2 -	54.273	29.272	1:23.545 (1)	85.27		10:35:57.565
3 -	54.513	29.469	1:23.982 (2)	84.83	0.437	10:37:21.547
4 -	54.523	29.471	1:23.994 (3)	84.82	0.449	10:38:45.541
5 -	54.529	29.698	1:24.227	84.58	0.682	10:40:09.768
6 -	55.596	30.623	1:26.219	82.63	2.674	10:41:35.987
7 -	54.865	29.476	1:24.341	84.47	0.796	10:43:00.328

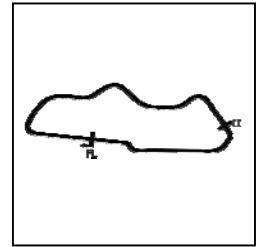
Weather / Track : Cloudy / Dry

Donington Park National
Circuit Length = 1.9790 miles
Start: 10:33 Flag 10:41 End: 10:43

BMCRC - MRO Championships 2020 - Rnd 3 @ Donington Park National

BMCRC Thunderbike Extreme & Ultra

RACE 2 - SECTOR ANALYSIS



SECTOR 1 = FL to I1, SECTOR 2 = I1 to FL, DIFF = Difference To Personal Best Lap, P = Crossed Finish Line in Pit Lane, D = Time Disallowed

P21 24 E		Mark REYNOLDS		Aprilia MILLE -		
IDEAL LAP TIME : 1:23.577		BEST LAP TIME : 1:24.079		DIFFERENCE : 0.502		
LAP	SECTOR 1	SECTOR 2	LAP TIME	MPH	DIFF	TIME OF DAY
1 -		30.414	1:33.545	76.16	9.466	10:34:35.857
2 -	55.918	30.183	1:26.101	82.74	2.022	10:36:01.958
3 -	56.171	29.398	1:25.569	83.26	1.490	10:37:27.527
4 -	55.311	28.945	1:24.256 (3)	84.55	0.177	10:38:51.783
5 -	55.004	29.075	1:24.079 (1)	84.73		10:40:15.862
6 -	54.632	29.507	1:24.139 (2)	84.67	0.060	10:41:40.001
7 -	58.231	31.227	1:29.458	79.64	5.379	10:43:09.459

P22 186 E		Stephen WILKINSON		Honda CBR 600 F -		
IDEAL LAP TIME : 1:23.782		BEST LAP TIME : 1:23.782		DIFFERENCE : 0.000		
LAP	SECTOR 1	SECTOR 2	LAP TIME	MPH	DIFF	TIME OF DAY
1 -		29.820	1:33.989	75.80	10.207	10:34:36.301
2 -	55.856	29.406	1:25.262 (3)	83.56	1.480	10:36:01.563
3 -	55.448	29.632	1:25.080 (2)	83.74	1.298	10:37:26.643
4 -	55.043	28.739	1:23.782 (1)	85.03		10:38:50.425
5 -	55.900	29.550	1:25.450	83.37	1.668	10:40:15.875
6 -	1:03.656	IN PIT	1:43.694 P	68.70	19.912	10:41:59.569

P23 88 E		George PRINOS		Ducati 996 - KAPPA PLANNING LTD		
IDEAL LAP TIME : 1:25.634		BEST LAP TIME : 1:25.931		DIFFERENCE : 0.297		
LAP	SECTOR 1	SECTOR 2	LAP TIME	MPH	DIFF	TIME OF DAY
1 -		30.341	1:35.374	74.70	9.443	10:34:37.686
2 -	55.474	30.457	1:25.931 (1)	82.91		10:36:03.617
3 -	55.923	30.160	1:26.083 (2)	82.76	0.152	10:37:29.700
4 -	56.542	30.902	1:27.444 (3)	81.47	1.513	10:38:57.144
5 -	57.444	30.283	1:27.727	81.21	1.796	10:40:24.871
6 -	57.500	37.554	1:35.054	74.95	9.123	10:41:59.925

P24 29 U		Cecil DINSMORE		Suzuki GSXR 1000 - KnC Motorsport		
IDEAL LAP TIME : 1:15.351		BEST LAP TIME : 1:15.370		DIFFERENCE : 0.019		
LAP	SECTOR 1	SECTOR 2	LAP TIME	MPH	DIFF	TIME OF DAY
1 -		26.596	1:21.580	87.33	6.210	10:34:23.892
2 -	49.554	26.580	1:16.134	93.58	0.764	10:35:40.026
3 -	49.389	26.528	1:15.917 (2)	93.84	0.547	10:36:55.943
4 -	49.694	26.382	1:16.076 (3)	93.65	0.706	10:38:12.019
5 -	48.969	26.401	1:15.370 (1)	94.52		10:39:27.389
6 -	55.038	IN PIT	1:31.995 P	77.44	16.625	10:40:59.384

Weather / Track : Cloudy / Dry

Donington Park National
 Circuit Length = 1.9790 miles
 Start: 10:33 Flag 10:41 End: 10:43

BMCRC - MRO Championships 2020 - Rnd 3 @ Donington Park National

BMCRC Thunderbike Extreme & Ultra

RACE 2 - BEST SECTORS

SECTOR 1				SECTOR 2				IDEAL / BEST COMPARISON				
POS	NO	NAME	TIME	NO	NAME	TIME	POS	NO	NAME	IDEAL	BEST	DIFF
									PERFECT LAP	1:13.022		
1	11	HARVEY	47.650	11	HARVEY	25.372	1	11	HARVEY	1:13.022	1:13.244	0.222
2	275	WILBY	48.202	64	CHAMBERLAIN	25.849	2	275	WILBY	1:14.135	1:14.269	0.134
3	258	FRIEND	48.267	1	SAUNDERS	25.905	3	64	CHAMBERLAIN	1:14.280	1:14.326	0.046
4	64	CHAMBERLAIN	48.431	275	WILBY	25.933	4	1	SAUNDERS	1:14.342	1:14.409	0.067
5	1	SAUNDERS	48.437	78	THOMAS	26.129	5	258	FRIEND	1:14.701	1:14.855	0.154
6	102	FEARN	48.903	102	FEARN	26.308	6	102	FEARN	1:15.211	1:15.241	0.030
7	41	ABRAHAM	48.907	41	ABRAHAM	26.376	7	41	ABRAHAM	1:15.283	1:15.283	0.000
8	29	DINSMORE	48.969	29	DINSMORE	26.382	8	78	THOMAS	1:15.331	1:15.384	0.053
9	78	THOMAS	49.202	258	FRIEND	26.434	9	29	DINSMORE	1:15.351	1:15.370	0.019
10	90	WATSON	49.282	17	KILLWORTH	26.544	10	90	WATSON	1:16.037	1:16.037	0.000
11	17	KILLWORTH	49.675	303	NORTON	26.567	11	17	KILLWORTH	1:16.219	1:16.219	0.000
12	303	NORTON	49.807	90	WATSON	26.755	12	303	NORTON	1:16.374	1:16.479	0.105
13	129	CRIPPS	49.955	129	CRIPPS	26.776	13	129	CRIPPS	1:16.731	1:16.809	0.078
14	77	MAY	50.338	193	BOTTO	26.783	14	77	MAY	1:17.446	1:17.641	0.195
15	193	BOTTO	51.109	119	HEALEY	27.085	15	193	BOTTO	1:17.892	1:17.892	0.000
16	119	HEALEY	51.387	77	MAY	27.108	16	119	HEALEY	1:18.472	1:18.662	0.190
17	777	CLIFFORD	51.661	777	CLIFFORD	27.265	17	777	CLIFFORD	1:18.926	1:19.455	0.529
18	6	FIRTH	53.219	6	FIRTH	28.122	18	6	FIRTH	1:21.341	1:21.463	0.122
19	44	PARKER	53.702	186	WILKINSON	28.739	19	44	PARKER	1:22.475	1:22.838	0.363
20	35	HARVEY	54.184	44	PARKER	28.773	20	35	HARVEY	1:23.064	1:23.064	0.000
21	46	DRAPER	54.273	35	HARVEY	28.880	21	46	DRAPER	1:23.539	1:23.545	0.006
22	24	REYNOLDS	54.632	24	REYNOLDS	28.945	22	24	REYNOLDS	1:23.577	1:24.079	0.502
23	186	WILKINSON	55.043	46	DRAPER	29.266	23	186	WILKINSON	1:23.782	1:23.782	0.000
24	88	PRINOS	55.474	88	PRINOS	30.160	24	88	PRINOS	1:25.634	1:25.931	0.297

Weather / Track : Cloudy / Dry

Results can be found at www.tsl-timing.com

Donington Park National
 Circuit Length = 1.9790 miles
 Start: 10:33 Flag 10:41 End: 10:43

Printed - 10:48 Sunday, 06 September 2020

BMCRC - MRO Championships 2020 - Rnd 3 @ Donington Park National

BMCRC Thunderbike Extreme & Ultra

RACE 2 - STATISTICS

Competitors Started 24
Planned Start 2020-09-06 @ 09:56:00.000
Actual Start 2020-09-06 @ 10:33:02.311
Finish Time 2020-09-06 @ 10:41:40.037
Track Length 1.9790mi.
Total Laps 165
Total Distance Covered 326.5460mi.

Session Fastest Lap History

NO	CL	NAME	LAP TIME	TIME OF DAY	LAP	VEHICLE
11	U	Josh HARVEY	1:13.310	10:35:32.873	2	Yamaha R1
11	U	Josh HARVEY	1:13.244	10:36:46.118	3	Yamaha R1

Session Leader History

NO	CL	NAME	FROM LAP	LAPS LED	DISTANCE	VEHICLE
11	U	Josh HARVEY	1	7	13.81 miles	Yamaha R1

Flag History

TYPE	TIME OF DAY
GREEN	10:33:02.311
FINISH	10:41:40.037

Flag Statistics

TYPE	COUNT	TOTAL LAPS	TOTAL TIME
Green	1	7	10:12.330
Red	0	0	0.000
Safety Car	0	0	0.000
FCY	0	0	0.000

BMCRC - MRO Championships 2020 - Rnd 3 @ Donington Park National

BMCRC Thunderbike Extreme & Ultra

RACE 2 - STATISTICS

CLASS : E

14 Starters

Fastest Lap History

NO	NAME	LAP TIME	TIME OF DAY	LAP	VEHICLE
1	Andrew SAUNDERS	1:15.100	10:35:36.947	2	Suzuki GSXR
1	Andrew SAUNDERS	1:14.786	10:36:51.735	3	Suzuki GSXR
1	Andrew SAUNDERS	1:14.409	10:38:06.143	4	Suzuki GSXR

Leader History

NO	NAME	FROM LAP	LAPS LED	DISTANCE	VEHICLE
1	Andrew SAUNDERS	1	7	13.81 miles	Suzuki GSXR

BMCRC - MRO Championships 2020 - Rnd 3 @ Donington Park National

BMCRC Thunderbike Extreme & Ultra

RACE 2 - STATISTICS

CLASS : U

10 Starters

Fastest Lap History

NO	NAME	LAP TIME	TIME OF DAY	LAP	VEHICLE
11	Josh HARVEY	1:13.310	10:35:32.873	2	Yamaha R1
11	Josh HARVEY	1:13.244	10:36:46.118	3	Yamaha R1

Leader History

NO	NAME	FROM LAP	LAPS LED	DISTANCE	VEHICLE
11	Josh HARVEY	1	7	13.81 miles	Yamaha R1

BMCRC - MRO Championships 2020 - Rnd 3 @ Donington Park National



BMCRC Thunderbike Extreme & Ultra

RACE 13 - GRID (8 Laps)



ROW 11	33	115	Albert WILLSSHER	32	3	Tom BARRETT	31	60	Liam McCARTER
ROW 10	30	71	Ritchie THORNTON	29	86	Stuart BRADBURY	28	171	Daniel GIBBS
ROW 9	27	961	Jack SIM	26	5	Stacey KILLWORTH	25	143	Steve PALMER
ROW 8	24	88	George PRINOS	23	24	Mark REYNOLDS	22	186	Stephen WILKINSON
ROW 7	21	46	Adrian DRAPER	20	35	Stephen HARVEY	19	44	Tony PARKER
ROW 6	18	6	Andrew FIRTH	17	777	Michael CLIFFORD	16	119	Simon HEALEY
ROW 5	15	193	Tony BOTTO	14	77	David MAY	13	129	Derek CRIPPS
ROW 4	12	303	Adam NORTON	11	17	Jordan KILLWORTH	10	90	Edward WATSON
ROW 3	9	78	Jamie THOMAS	8	29	Cecil DINSMORE	7	41	David ABRAHAM
ROW 2	6	102	James FEARN	5	258	Ande FRIEND	4	1	Andrew SAUNDERS
ROW 1	3	64	Barry CHAMBERLAIN	2	275	Mark WILBY	1	11	Josh HARVEY

Pole

Donington Park National
Circuit Length = 1.9790 miles

These results are provisional until the conclusion of any judicial and technical matters.

Clerk Of Course :	Steward :	Timekeeper :
-------------------	-----------	--------------

Results can be found at www.tsl-timing.com

Printed - 10:51 Sunday, 06 September 2020



BMCRC - MRO Championships 2020 - Rnd 3 @ Donington Park National



BMCRC Thunderbike Extreme & Ultra

RACE 13 - CLASSIFICATION



POS	NO	CL	PIC NAME	ENTRY	LAPS	TIME	GAP	DIFF	MPH	BEST	ON
1	11	U	1 Josh HARVEY	Yamaha R1 - NR Racing	8	9:54.569			95.63	1:13.464	3
2	275	U	2 Mark WILBY	Suzuki GSXR1000 -	8	10:03.282	8.713	8.713	94.25	1:14.410	6
3	1	E	1 Andrew SAUNDERS	Suzuki GSXR - SDC PERFORMANCE	8	10:05.432	10.863	2.150	93.91	1:14.678	4
4	29	U	3 Cecil DINSMORE	Suzuki GSXR 1000 - KnC Motorsport	8	10:05.815	11.246	0.383	93.85	1:14.404	8
5	102	U	4 James FEARN	Suzuki GSXR1000 -	8	10:08.926	14.357	3.111	93.37	1:14.883	8
6	41	U	5 David ABRAHAM	Yamaha R1 - Cambridge Motorcycles	8	10:10.090	15.521	1.164	93.20	1:15.015	8
7	258	E	2 Ande FRIEND	Aprilia RSVR - Flying colours Motorcycle Training	8	10:10.914	16.345	0.824	93.07	1:14.724	4
8	78	U	6 Jamie THOMAS	Suzuki GSXR 1000 - Team RubyRacing	8	10:15.385	20.816	4.471	92.39	1:15.172	4
9	961	E	3 Jack SIM	Yamaha R6 - ALLIUM by David stead Landscapes /	8	10:16.678	22.109	1.293	92.20	1:15.459	5
10	17	U	7 Jordan KILLWORTH	Kawasaki ZX-10R -	8	10:22.314	27.745	5.636	91.36	1:15.644	4
11	90	E	4 Edward WATSON	Yamaha R6 - Motorsportdays.com TEA Time Racing	8	10:25.238	30.669	2.924	90.94	1:16.656	6
12	77	E	5 David MAY	Suzuki GSXR 750 K1 - ELP Racing	8	10:25.660	31.091	0.422	90.88	1:16.631	6
13	777	E	6 Michael CLIFFORD	Yamaha R1 - Sunnyside Racing	8	10:36.232	41.663	10.572	89.37	1:18.202	6
14	6	E	7 Andrew FIRTH	Yamaha YZF-R1 - LTRmotorcycles.co.uk	8	10:55.469	1:00.900	19.237	86.74	1:20.292	2
15	193	U	8 Tony BOTTO	Suzuki GSXR 1000 K8 - TB Motorcycles	8	11:04.552	1:09.983	9.083	85.56	1:20.228	6
16	171	E	8 Daniel GIBBS	Suzuki GSXR 750 Y - Thomas Racing	8	11:06.327	1:11.758	1.775	85.33	1:20.646	6
17	46	E	9 Adrian DRAPER	Suzuki GSXR 750 - droopy racing uk	8	11:07.851	1:13.282	1.524	85.13	1:21.557	5
18	24	E	10 Mark REYNOLDS	Aprilia MILLE -	7	9:58.016	1 Lap	1 Lap	83.16	1:22.597	7
19	44	E	11 Tony PARKER	Yamaha R1 - Emerald Elevators/PriceLess Copiers	7	9:59.017	1 Lap	1.001	83.02	1:23.647	7
20	186	E	12 Stephen WILKINSON	Honda CBR 600 F -	7	10:14.596	1 Lap	15.579	80.92	1:24.121	5
21	88	E	13 George PRINOS	Ducati 996 - KAPPA PLANNING LTD	7	10:22.503	1 Lap	7.907	79.89	1:27.252	7

NOT CLASSIFIED

DNF	303	U	Adam NORTON	Honda CBR1000RR - NRC	7	9:04.014	1 Lap		91.42	1:16.493	6
DQ	129	E	Derek CRIPPS	Yamaha R1 - Kelly Cripps	0						
DQ	119	E	Simon HEALEY	Yamaha R1 - Popular Tyres Limited	0						
DQ	35	E	Stephen HARVEY	Yamaha YZF R1 -	0						

FASTEST LAP

	11	U	Josh HARVEY	Yamaha R1 - NR Racing	3	1:13.464			96.98 mph	156.07 kph	
	1	E	Andrew SAUNDERS	Suzuki GSXR - SDC PERFORMANCE	4	1:14.678			95.40 mph	153.53 kph	

Bikes 35, 119 & 129 - Disqualified for failing post race technical inspection

Class U - 92.5% of Race Speed = 88.45 mph

Class E - 92.5% of Race Speed = 86.86 mph

Weather / Track : Cloudy / Dry

These results are provisional until the conclusion of any judicial and technical matters.

Donington Park National
Circuit Length = 1.9790 miles
Start: 14:13 Flag 14:23 End: 14:25

Clerk Of Course :	Steward :	Timekeeper :
-------------------	-----------	--------------

Results can be found at www.tsl-timing.com

Printed - 14:56 Sunday, 06 September 2020



BMCRC - MRO Championships 2020 - Rnd 3 @ Donington Park National

BMCRC Thunderbike Extreme & Ultra

RACE 13 - LAP CHART

LAP 1 @ 14:15:01.863		
NO	BEHIND	LAP TIME

11		1:16.886
275	1.819	1:18.705
1	2.006	1:18.892
29	3.583	1:20.469
258	4.473	1:21.359
41	4.844	1:21.730
102	4.987	1:21.873
78	5.141	1:22.027
17	5.281	1:22.167
77	6.197	1:23.083
303	6.553	1:23.439
961	6.922	1:23.808
90	7.219	1:24.105
777	8.106	1:24.992
129	8.442	1:25.328
119	9.193	1:26.079
6	10.259	1:27.145
193	13.525	1:30.411
46	13.565	1:30.451
35	14.176	1:31.062
44	14.709	1:31.595
171	14.743	1:31.629
186	15.215	1:32.101
24	15.797	1:32.683
88	18.847	1:35.733

LAP 2 @ 14:16:15.970		
NO	BEHIND	LAP TIME

11		1:14.107
275	3.072	1:15.360
1	3.323	1:15.424
29	4.904	1:15.428
258	5.970	1:15.604
41	6.541	1:15.804
102	7.034	1:16.154
78	7.238	1:16.204
17	8.864	1:17.690
303	9.545	1:17.099
77	9.919	1:17.829
961	10.016	1:17.201
90	10.419	1:17.307
129	11.751	1:17.416
777	12.435	1:18.436
119	13.541	1:18.455
6	16.444	1:20.292
46	21.975	1:22.517
193	23.929	1:24.511
35	24.046	1:23.977
171	24.599	1:23.963
44	25.627	1:25.025
186	26.237	1:25.129
24	26.498	1:24.808
88	32.811	1:28.071

LAP 3 @ 14:17:29.434		
NO	BEHIND	LAP TIME

11		1:13.464
275	4.704	1:15.096
1	5.119	1:15.260
29	6.941	1:15.501
258	7.525	1:15.019

41	8.574	1:15.497
102	8.845	1:15.275
78	9.172	1:15.398
17	12.159	1:16.759
303	12.683	1:16.602
961	12.847	1:16.295
90	14.546	1:17.591
77	14.640	1:18.185
129	15.211	1:16.924
777	18.087	1:19.116
119	19.354	1:19.277
6	24.112	1:21.132
46	30.849	1:22.338
193	33.192	1:22.727
171	33.434	1:22.299
35	35.320	1:24.738
44	37.195	1:25.032
186	37.716	1:24.943
24	37.809	1:24.775
88	47.138	1:27.791

LAP 4 @ 14:18:43.216		
NO	BEHIND	LAP TIME

11		1:13.782
275	5.734	1:14.812
1	6.015	1:14.678
29	7.926	1:14.767
258	8.467	1:14.724
41	10.202	1:15.410
102	10.349	1:15.286
78	10.562	1:15.172
17	14.021	1:15.644
961	15.555	1:16.490
303	16.034	1:17.133
90	17.856	1:17.092
129	18.338	1:16.909
77	19.467	1:18.609
777	23.650	1:19.345
119	24.627	1:19.055
6	31.631	1:21.301
46	39.699	1:22.632
171	41.903	1:22.251
193	42.363	1:22.953
35	44.840	1:23.302
44	48.228	1:24.815
24	48.634	1:24.607
186	49.523	1:25.589
88	1:01.671	1:28.315

LAP 5 @ 14:19:57.149		
NO	BEHIND	LAP TIME

11		1:13.933
275	6.321	1:14.520
1	6.811	1:14.729
29	9.282	1:15.289
258	10.015	1:15.481
102	11.399	1:14.983
41	11.956	1:15.687
78	12.600	1:15.971
17	16.500	1:16.412
961	17.081	1:15.459
303	18.723	1:16.622
129	21.220	1:16.815
90	21.676	1:17.753

77	23.032	1:17.498
777	28.706	1:18.989
119	30.093	1:19.399
6	39.284	1:21.586
46	47.323	1:21.557
171	48.991	1:21.021
193	50.070	1:21.640
35	53.871	1:22.964
44	58.458	1:24.163
24	59.366	1:24.665
186	59.711	1:24.121

LAP 6 @ 14:21:10.756		
NO	BEHIND	LAP TIME

11		1:13.607
88	1 Lap	1:28.080
275	7.124	1:14.410
1	8.508	1:15.304
29	10.933	1:15.258
258	12.545	1:16.137
102	13.197	1:15.405
41	13.788	1:15.439
78	15.337	1:16.344
961	19.126	1:15.652
17	20.527	1:17.634
303	21.609	1:16.493
129	23.646	1:16.033
90	24.725	1:16.656
77	26.056	1:16.631
777	33.301	1:18.202
119	35.612	1:19.126
6	47.326	1:21.649
46	55.895	1:22.179
171	56.030	1:20.646
193	56.691	1:20.228
35	1:03.334	1:23.070
44	1:09.591	1:24.740
24	1:09.640	1:23.881
186	1:10.642	1:24.538

LAP 7 @ 14:22:24.346		
NO	BEHIND	LAP TIME

11		1:13.590
275	8.927	1:15.393
1	10.871	1:15.953
29	12.042	1:14.699
102	14.674	1:15.067
258	15.167	1:16.212
41	15.706	1:15.508
88	1 Lap	1:27.261
78	18.323	1:16.576
961	21.266	1:15.730
17	24.143	1:17.206
303	24.645	1:16.626
129	26.439	1:16.383
90	28.388	1:17.253
77	29.428	1:16.962
777	38.357	1:18.646
119	40.848	1:18.826
6	54.387	1:20.651
171	1:04.260	1:21.820
193	1:04.476	1:21.375
46	1:05.312	1:23.007
35	1:12.578	1:22.834

LAP 8 @ 14:23:39.546		
NO	BEHIND	LAP TIME

11		1:15.200
24	1 Lap	1:22.597
44	1 Lap	1:23.647
275	8.713	1:14.986
1	10.863	1:15.192
29	11.246	1:14.404
102	14.357	1:14.883
41	15.521	1:15.015
258	16.345	1:16.378
186	1 Lap	1:38.175
78	20.816	1:17.693
961	22.109	1:16.043
17	27.745	1:18.802
88	1 Lap	1:27.252
129	28.440	1:17.201
90	30.669	1:17.481
77	31.091	1:16.863
777	41.663	1:18.506
119	45.519	1:19.871
6	1:00.900	1:21.713
193	1:09.983	1:20.707
171	1:11.758	1:22.698
46	1:13.282	1:23.170
35	1:20.649	1:23.271

Weather / Track : Cloudy / Dry

Results can be found at www.tsl-timing.com

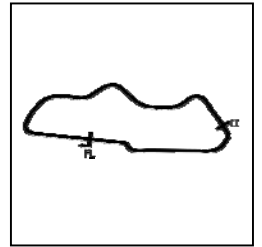
Donington Park National
Circuit Length = 1.9790 miles
Start: 14:13 Flag 14:23 End: 14:25

Printed - 14:26 Sunday, 06 September 2020

BMCRC - MRO Championships 2020 - Rnd 3 @ Donington Park National

BMCRC Thunderbike Extreme & Ultra

RACE 13 - SECTOR ANALYSIS



SECTOR 1 = FL to I1, SECTOR 2 = I1 to FL, DIFF = Difference To Personal Best Lap, P = Crossed Finish Line in Pit Lane, D = Time Disallowed

P1	11 U	Josh HARVEY	Yamaha R1 - NR Racing			
IDEAL LAP TIME : 1:13.336		BEST LAP TIME : 1:13.464		DIFFERENCE : 0.128		

LAP	SECTOR 1	SECTOR 2	LAP TIME	MPH	DIFF	TIME OF DAY
1 -		25.625	1:16.886	92.66	3.422	14:15:01.863
2 -	48.074	26.033	1:14.107	96.13	0.643	14:16:15.970
3 -	47.794	25.670	1:13.464 (1)	96.98		14:17:29.434
4 -	47.987	25.795	1:13.782	96.56	0.318	14:18:43.216
5 -	48.197	25.736	1:13.933	96.36	0.469	14:19:57.149
6 -	47.786	25.821	1:13.607 (3)	96.79	0.143	14:21:10.756
7 -	48.040	25.550	1:13.590 (2)	96.81	0.126	14:22:24.346
8 -	49.223	25.977	1:15.200	94.74	1.736	14:23:39.546

P2	275 U	Mark WILBY	Suzuki GSXR1000 -			
IDEAL LAP TIME : 1:14.390		BEST LAP TIME : 1:14.410		DIFFERENCE : 0.020		

LAP	SECTOR 1	SECTOR 2	LAP TIME	MPH	DIFF	TIME OF DAY
1 -		26.314	1:18.705	90.52	4.295	14:15:03.682
2 -	49.049	26.311	1:15.360	94.54	0.950	14:16:19.042
3 -	49.196	25.900	1:15.096	94.87	0.686	14:17:34.138
4 -	48.659	26.153	1:14.812 (3)	95.23	0.402	14:18:48.950
5 -	48.656	25.864	1:14.520 (2)	95.60	0.110	14:20:03.470
6 -	48.526	25.884	1:14.410 (1)	95.74		14:21:17.880
7 -	49.221	26.172	1:15.393	94.50	0.983	14:22:33.273
8 -	48.943	26.043	1:14.986	95.01	0.576	14:23:48.259

P3	1 E	Andrew SAUNDERS	Suzuki GSXR - SDC PERFORMANCE			
IDEAL LAP TIME : 1:14.678		BEST LAP TIME : 1:14.678		DIFFERENCE : 0.000		

LAP	SECTOR 1	SECTOR 2	LAP TIME	MPH	DIFF	TIME OF DAY
1 -		26.092	1:18.892	90.30	4.214	14:15:03.869
2 -	49.040	26.384	1:15.424	94.46	0.746	14:16:19.293
3 -	49.211	26.049	1:15.260	94.66	0.582	14:17:34.553
4 -	48.673	26.005	1:14.678 (1)	95.40		14:18:49.231
5 -	48.685	26.044	1:14.729 (2)	95.33	0.051	14:20:03.960
6 -	48.938	26.366	1:15.304	94.61	0.626	14:21:19.264
7 -	49.599	26.354	1:15.953	93.80	1.275	14:22:35.217
8 -	49.062	26.130	1:15.192 (3)	94.75	0.514	14:23:50.409

P4	29 U	Cecil DINSMORE	Suzuki GSXR 1000 - KnC Motorsport			
IDEAL LAP TIME : 1:14.378		BEST LAP TIME : 1:14.404		DIFFERENCE : 0.026		

LAP	SECTOR 1	SECTOR 2	LAP TIME	MPH	DIFF	TIME OF DAY
1 -		26.396	1:20.469	88.53	6.065	14:15:05.446
2 -	49.161	26.267	1:15.428	94.45	1.024	14:16:20.874
3 -	49.216	26.285	1:15.501	94.36	1.097	14:17:36.375
4 -	48.609	26.158	1:14.767 (3)	95.29	0.363	14:18:51.142
5 -	48.761	26.528	1:15.289	94.63	0.885	14:20:06.431
6 -	48.846	26.412	1:15.258	94.66	0.854	14:21:21.689
7 -	48.582	26.117	1:14.699 (2)	95.37	0.295	14:22:36.388
8 -	48.261	26.143	1:14.404 (1)	95.75		14:23:50.792

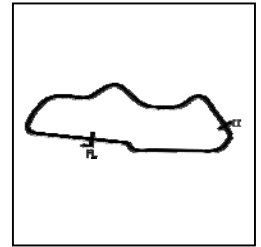
Weather / Track : Cloudy / Dry

Donington Park National
 Circuit Length = 1.9790 miles
 Start: 14:13 Flag 14:23 End: 14:25

BMCRC - MRO Championships 2020 - Rnd 3 @ Donington Park National

BMCRC Thunderbike Extreme & Ultra

RACE 13 - SECTOR ANALYSIS



SECTOR 1 = FL to I1, SECTOR 2 = I1 to FL, DIFF = Difference To Personal Best Lap, P = Crossed Finish Line in Pit Lane, D = Time Disallowed

P5 102 U James FEARN		Suzuki GSXR1000 -				
IDEAL LAP TIME : 1:14.839		BEST LAP TIME : 1:14.883		DIFFERENCE : 0.044		
LAP	SECTOR 1	SECTOR 2	LAP TIME	MPH	DIFF	TIME OF DAY
1 -		26.901	1:21.873	87.02	6.990	14:15:06.850
2 -	49.622	26.532	1:16.154	93.55	1.271	14:16:23.004
3 -	49.045	26.230	1:15.275	94.64	0.392	14:17:38.279
4 -	48.945	26.341	1:15.286	94.63	0.403	14:18:53.565
5 -	48.792	26.191	1:14.983 (2)	95.01	0.100	14:20:08.548
6 -	49.122	26.283	1:15.405	94.48	0.522	14:21:23.953
7 -	48.818	26.249	1:15.067 (3)	94.91	0.184	14:22:39.020
8 -	48.836	26.047	1:14.883 (1)	95.14		14:23:53.903

P6 41 U David ABRAHAM		Yamaha R1 - Cambridge Motorcycles				
IDEAL LAP TIME : 1:14.898		BEST LAP TIME : 1:15.015		DIFFERENCE : 0.117		
LAP	SECTOR 1	SECTOR 2	LAP TIME	MPH	DIFF	TIME OF DAY
1 -		27.042	1:21.730	87.17	6.715	14:15:06.707
2 -	49.569	26.235	1:15.804	93.98	0.789	14:16:22.511
3 -	49.140	26.357	1:15.497	94.36	0.482	14:17:38.008
4 -	48.911	26.499	1:15.410 (2)	94.47	0.395	14:18:53.418
5 -	49.443	26.244	1:15.687	94.13	0.672	14:20:09.105
6 -	49.219	26.220	1:15.439 (3)	94.44	0.424	14:21:24.544
7 -	49.155	26.353	1:15.508	94.35	0.493	14:22:40.052
8 -	49.028	25.987	1:15.015 (1)	94.97		14:23:55.067

P7 258 E Ande FRIEND		Aprilia RSVR - Flying colours Motorcycle Training				
IDEAL LAP TIME : 1:14.698		BEST LAP TIME : 1:14.724		DIFFERENCE : 0.026		
LAP	SECTOR 1	SECTOR 2	LAP TIME	MPH	DIFF	TIME OF DAY
1 -		26.930	1:21.359	87.57	6.635	14:15:06.336
2 -	49.249	26.355	1:15.604	94.23	0.880	14:16:21.940
3 -	48.522	26.497	1:15.019 (2)	94.97	0.295	14:17:36.959
4 -	48.357	26.367	1:14.724 (1)	95.34		14:18:51.683
5 -	48.454	27.027	1:15.481 (3)	94.38	0.757	14:20:07.164
6 -	48.343	27.794	1:16.137	93.57	1.413	14:21:23.301
7 -	49.110	27.102	1:16.212	93.48	1.488	14:22:39.513
8 -	49.173	27.205	1:16.378	93.28	1.654	14:23:55.891

P8 78 U Jamie THOMAS		Suzuki GSXR 1000 - Team RubyRacing				
IDEAL LAP TIME : 1:14.906		BEST LAP TIME : 1:15.172		DIFFERENCE : 0.266		
LAP	SECTOR 1	SECTOR 2	LAP TIME	MPH	DIFF	TIME OF DAY
1 -		26.525	1:22.027	86.85	6.855	14:15:07.004
2 -	49.691	26.513	1:16.204	93.49	1.032	14:16:23.208
3 -	49.365	26.033	1:15.398 (2)	94.49	0.226	14:17:38.606
4 -	48.873	26.299	1:15.172 (1)	94.77		14:18:53.778
5 -	49.531	26.440	1:15.971 (3)	93.78	0.799	14:20:09.749
6 -	49.542	26.802	1:16.344	93.32	1.172	14:21:26.093
7 -	49.779	26.797	1:16.576	93.04	1.404	14:22:42.669
8 -	50.365	27.328	1:17.693	91.70	2.521	14:24:00.362

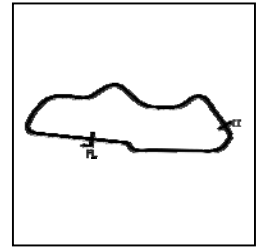
Weather / Track : Cloudy / Dry

Donington Park National
Circuit Length = 1.9790 miles
Start: 14:13 Flag 14:23 End: 14:25

BMCRC - MRO Championships 2020 - Rnd 3 @ Donington Park National

BMCRC Thunderbike Extreme & Ultra

RACE 13 - SECTOR ANALYSIS



SECTOR 1 = FL to I1, SECTOR 2 = I1 to FL, DIFF = Difference To Personal Best Lap, P = Crossed Finish Line in Pit Lane, D = Time Disallowed

P9 961 E Jack SIM		Yamaha R6 - ALLIUM by David stead Landscapes / Platform Lifi				
IDEAL LAP TIME : 1:15.339		BEST LAP TIME : 1:15.459		DIFFERENCE : 0.120		
LAP	SECTOR 1	SECTOR 2	LAP TIME	MPH	DIFF	TIME OF DAY
1 -		27.292	1:23.808	85.01	8.349	14:15:08.785
2 -	49.849	27.352	1:17.201	92.28	1.742	14:16:25.986
3 -	49.335	26.960	1:16.295	93.38	0.836	14:17:42.281
4 -	49.791	26.699	1:16.490	93.14	1.031	14:18:58.771
5 -	48.992	26.467	1:15.459 (1)	94.41		14:20:14.230
6 -	49.305	26.347	1:15.652 (2)	94.17	0.193	14:21:29.882
7 -	49.319	26.411	1:15.730 (3)	94.07	0.271	14:22:45.612
8 -	49.533	26.510	1:16.043	93.69	0.584	14:24:01.655

P10 17 U Jordan KILLWORTH		Kawasaki ZX-10R -				
IDEAL LAP TIME : 1:15.644		BEST LAP TIME : 1:15.644		DIFFERENCE : 0.000		
LAP	SECTOR 1	SECTOR 2	LAP TIME	MPH	DIFF	TIME OF DAY
1 -		26.920	1:22.167	86.70	6.523	14:15:07.144
2 -	50.703	26.987	1:17.690	91.70	2.046	14:16:24.834
3 -	49.672	27.087	1:16.759 (3)	92.81	1.115	14:17:41.593
4 -	49.166	26.478	1:15.644 (1)	94.18		14:18:57.237
5 -	49.896	26.516	1:16.412 (2)	93.23	0.768	14:20:13.649
6 -	50.491	27.143	1:17.634	91.77	1.990	14:21:31.283
7 -	50.718	26.488	1:17.206	92.28	1.562	14:22:48.489
8 -	50.842	27.960	1:18.802	90.41	3.158	14:24:07.291

P11 129 E Derek CRIPPS		Yamaha R1 - Kelly Cripps				
IDEAL LAP TIME : 1:15.958		BEST LAP TIME : 1:16.033		DIFFERENCE : 0.075		
LAP	SECTOR 1	SECTOR 2	LAP TIME	MPH	DIFF	TIME OF DAY
1 -		27.748	1:25.328	83.49	9.295	14:15:10.305
2 -	50.442	26.974	1:17.416	92.03	1.383	14:16:27.721
3 -	49.844	27.080	1:16.924	92.61	0.891	14:17:44.645
4 -	49.850	27.059	1:16.909	92.63	0.876	14:19:01.554
5 -	49.996	26.819	1:16.815 (3)	92.75	0.782	14:20:18.369
6 -	49.173	26.860	1:16.033 (1)	93.70		14:21:34.402
7 -	49.598	26.785	1:16.383 (2)	93.27	0.350	14:22:50.785
8 -	49.747	27.454	1:17.201	92.28	1.168	14:24:07.986

P12 90 E Edward WATSON		Yamaha R6 - Motorsportdays.com TEA Time Racing				
IDEAL LAP TIME : 1:16.656		BEST LAP TIME : 1:16.656		DIFFERENCE : 0.000		
LAP	SECTOR 1	SECTOR 2	LAP TIME	MPH	DIFF	TIME OF DAY
1 -		27.852	1:24.105	84.71	7.449	14:15:09.082
2 -	50.340	26.967	1:17.307	92.16	0.651	14:16:26.389
3 -	50.191	27.400	1:17.591	91.82	0.935	14:17:43.980
4 -	49.914	27.178	1:17.092 (2)	92.41	0.436	14:19:01.072
5 -	50.116	27.637	1:17.753	91.63	1.097	14:20:18.825
6 -	49.700	26.956	1:16.656 (1)	92.94		14:21:35.481
7 -	49.818	27.435	1:17.253 (3)	92.22	0.597	14:22:52.734
8 -	50.219	27.262	1:17.481	91.95	0.825	14:24:10.215

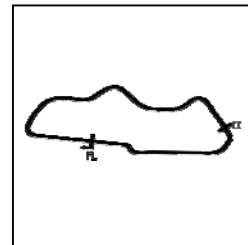
Weather / Track : Cloudy / Dry

Donington Park National
Circuit Length = 1.9790 miles
Start: 14:13 Flag 14:23 End: 14:25

BMCRC - MRO Championships 2020 - Rnd 3 @ Donington Park National

BMCRC Thunderbike Extreme & Ultra

RACE 13 - SECTOR ANALYSIS



SECTOR 1 = FL to I1, SECTOR 2 = I1 to FL, DIFF = Difference To Personal Best Lap, P = Crossed Finish Line in Pit Lane, D = Time Disallowed

P13 77 E		David MAY		Suzuki GSXR 750 K1 - ELP Racing			
IDEAL LAP TIME : 1:16.513		BEST LAP TIME : 1:16.631		DIFFERENCE : 0.118			
LAP	SECTOR 1	SECTOR 2	LAP TIME	MPH	DIFF	TIME OF DAY	
1 -		27.234	1:23.083	85.75	6.452	14:15:08.060	
2 -	50.350	27.479	1:17.829	91.54	1.198	14:16:25.889	
3 -	50.949	27.236	1:18.185	91.12	1.554	14:17:44.074	
4 -	50.117	28.492	1:18.609	90.63	1.978	14:19:02.683	
5 -	50.251	27.247	1:17.498	91.93	0.867	14:20:20.181	
6 -	49.656	26.975	1:16.631 (1)	92.97		14:21:36.812	
7 -	50.105	26.857	1:16.962 (3)	92.57	0.331	14:22:53.774	
8 -	49.982	26.881	1:16.863 (2)	92.69	0.232	14:24:10.637	

P14 777 E		Michael CLIFFORD		Yamaha R1 - Sunnyside Racing			
IDEAL LAP TIME : 1:18.173		BEST LAP TIME : 1:18.202		DIFFERENCE : 0.029			
LAP	SECTOR 1	SECTOR 2	LAP TIME	MPH	DIFF	TIME OF DAY	
1 -		27.663	1:24.992	83.82	6.790	14:15:09.969	
2 -	51.329	27.107	1:18.436 (2)	90.83	0.234	14:16:28.405	
3 -	51.842	27.274	1:19.116	90.05	0.914	14:17:47.521	
4 -	51.849	27.496	1:19.345	89.79	1.143	14:19:06.866	
5 -	51.777	27.212	1:18.989	90.19	0.787	14:20:25.855	
6 -	51.066	27.136	1:18.202 (1)	91.10		14:21:44.057	
7 -	51.510	27.136	1:18.646	90.59	0.444	14:23:02.703	
8 -	51.256	27.250	1:18.506 (3)	90.75	0.304	14:24:21.209	

P15 119 E		Simon HEALEY		Yamaha R1 - Popular Tyres Limited			
IDEAL LAP TIME : 1:18.433		BEST LAP TIME : 1:18.455		DIFFERENCE : 0.022			
LAP	SECTOR 1	SECTOR 2	LAP TIME	MPH	DIFF	TIME OF DAY	
1 -		27.689	1:26.079	82.76	7.624	14:15:11.056	
2 -	51.117	27.338	1:18.455 (1)	90.81		14:16:29.511	
3 -	51.539	27.738	1:19.277	89.87	0.822	14:17:48.788	
4 -	51.651	27.404	1:19.055 (3)	90.12	0.600	14:19:07.843	
5 -	51.594	27.805	1:19.399	89.73	0.944	14:20:27.242	
6 -	51.797	27.329	1:19.126	90.04	0.671	14:21:46.368	
7 -	51.510	27.316	1:18.826 (2)	90.38	0.371	14:23:05.194	
8 -	51.993	27.878	1:19.871	89.20	1.416	14:24:25.065	

P16 6 E		Andrew FIRTH		Yamaha YZF-R1 - LTRmotorcycles.co.uk			
IDEAL LAP TIME : 1:20.025		BEST LAP TIME : 1:20.292		DIFFERENCE : 0.267			
LAP	SECTOR 1	SECTOR 2	LAP TIME	MPH	DIFF	TIME OF DAY	
1 -		27.761	1:27.145	81.75	6.853	14:15:12.122	
2 -	52.358	27.934	1:20.292 (1)	88.73		14:16:32.414	
3 -	52.962	28.170	1:21.132 (3)	87.81	0.840	14:17:53.546	
4 -	53.032	28.269	1:21.301	87.63	1.009	14:19:14.847	
5 -	53.335	28.251	1:21.586	87.32	1.294	14:20:36.433	
6 -	53.613	28.036	1:21.649	87.25	1.357	14:21:58.082	
7 -	52.984	27.667	1:20.651 (2)	88.33	0.359	14:23:18.733	
8 -	53.240	28.473	1:21.713	87.19	1.421	14:24:40.446	

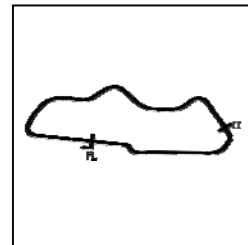
Weather / Track : Cloudy / Dry

Donington Park National
Circuit Length = 1.9790 miles
Start: 14:13 Flag 14:23 End: 14:25

BMCRC - MRO Championships 2020 - Rnd 3 @ Donington Park National

BMCRC Thunderbike Extreme & Ultra

RACE 13 - SECTOR ANALYSIS



SECTOR 1 = FL to I1, SECTOR 2 = I1 to FL, DIFF = Difference To Personal Best Lap, P = Crossed Finish Line in Pit Lane, D = Time Disallowed

P17 193 U		Tony BOTTO		Suzuki GSXR 1000 K8 - TB Motorcycles			
IDEAL LAP TIME : 1:20.228		BEST LAP TIME : 1:20.228		DIFFERENCE : 0.000			
LAP	SECTOR 1	SECTOR 2	LAP TIME	MPH	DIFF	TIME OF DAY	
1 -		29.554	1:30.411	78.80	10.183	14:15:15.388	
2 -	55.490	29.021	1:24.511	84.30	4.283	14:16:39.899	
3 -	54.320	28.407	1:22.727	86.12	2.499	14:18:02.626	
4 -	54.405	28.548	1:22.953	85.88	2.725	14:19:25.579	
5 -	53.574	28.066	1:21.640	87.26	1.412	14:20:47.219	
6 -	52.743	27.485	1:20.228 (1)	88.80		14:22:07.447	
7 -	53.426	27.949	1:21.375 (3)	87.55	1.147	14:23:28.822	
8 -	52.763	27.944	1:20.707 (2)	88.27	0.479	14:24:49.529	

P18 171 E		Daniel GIBBS		Suzuki GSXR 750 Y - Thomas Racing			
IDEAL LAP TIME : 1:20.646		BEST LAP TIME : 1:20.646		DIFFERENCE : 0.000			
LAP	SECTOR 1	SECTOR 2	LAP TIME	MPH	DIFF	TIME OF DAY	
1 -		29.318	1:31.629	77.75	10.983	14:15:16.606	
2 -	55.186	28.777	1:23.963	84.85	3.317	14:16:40.569	
3 -	53.936	28.363	1:22.299	86.57	1.653	14:18:02.868	
4 -	53.849	28.402	1:22.251	86.62	1.605	14:19:25.119	
5 -	52.698	28.323	1:21.021 (2)	87.93	0.375	14:20:46.140	
6 -	52.326	28.320	1:20.646 (1)	88.34		14:22:06.786	
7 -	53.334	28.486	1:21.820 (3)	87.07	1.174	14:23:28.606	
8 -	54.032	28.666	1:22.698	86.15	2.052	14:24:51.304	

P19 46 E		Adrian DRAPER		Suzuki GSXR 750 - droopy racing uk			
IDEAL LAP TIME : 1:21.449		BEST LAP TIME : 1:21.557		DIFFERENCE : 0.108			
LAP	SECTOR 1	SECTOR 2	LAP TIME	MPH	DIFF	TIME OF DAY	
1 -		29.236	1:30.451	78.76	8.894	14:15:15.428	
2 -	53.846	28.671	1:22.517	86.34	0.960	14:16:37.945	
3 -	53.536	28.802	1:22.338 (3)	86.52	0.781	14:18:00.283	
4 -	53.462	29.170	1:22.632	86.22	1.075	14:19:22.915	
5 -	52.778	28.779	1:21.557 (1)	87.35		14:20:44.472	
6 -	53.318	28.861	1:22.179 (2)	86.69	0.622	14:22:06.651	
7 -	54.016	28.991	1:23.007	85.83	1.450	14:23:29.658	
8 -	54.012	29.158	1:23.170	85.66	1.613	14:24:52.828	

P20 35 E		Stephen HARVEY		Yamaha YZF R1 -			
IDEAL LAP TIME : 1:22.818		BEST LAP TIME : 1:22.834		DIFFERENCE : 0.016			
LAP	SECTOR 1	SECTOR 2	LAP TIME	MPH	DIFF	TIME OF DAY	
1 -		29.209	1:31.062	78.23	8.228	14:15:16.039	
2 -	55.131	28.846	1:23.977	84.84	1.143	14:16:40.016	
3 -	55.723	29.015	1:24.738	84.07	1.904	14:18:04.754	
4 -	54.542	28.760	1:23.302	85.52	0.468	14:19:28.056	
5 -	54.233	28.731	1:22.964 (2)	85.87	0.130	14:20:51.020	
6 -	54.307	28.763	1:23.070 (3)	85.76	0.236	14:22:14.090	
7 -	54.087	28.747	1:22.834 (1)	86.01		14:23:36.924	
8 -	54.193	29.078	1:23.271	85.55	0.437	14:25:00.195	

P21 24 E		Mark REYNOLDS		Aprilia MILLE -			
IDEAL LAP TIME : 1:22.597		BEST LAP TIME : 1:22.597		DIFFERENCE : 0.000			
LAP	SECTOR 1	SECTOR 2	LAP TIME	MPH	DIFF	TIME OF DAY	
1 -		29.232	1:32.683	76.87	10.086	14:15:17.660	
2 -	55.687	29.121	1:24.808	84.00	2.211	14:16:42.468	
3 -	55.683	29.092	1:24.775	84.04	2.178	14:18:07.243	
4 -	55.120	29.487	1:24.607 (3)	84.20	2.010	14:19:31.850	
5 -	55.022	29.643	1:24.665	84.15	2.068	14:20:56.515	
6 -	54.804	29.077	1:23.881 (2)	84.93	1.284	14:22:20.396	
7 -	54.353	28.244	1:22.597 (1)	86.25		14:23:42.993	

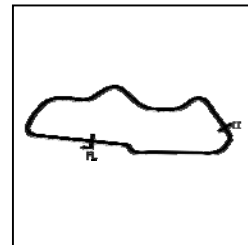
Weather / Track : Cloudy / Dry

Donington Park National
Circuit Length = 1.9790 miles
Start: 14:13 Flag 14:23 End: 14:25

BMCRC - MRO Championships 2020 - Rnd 3 @ Donington Park National

BMCRC Thunderbike Extreme & Ultra

RACE 13 - SECTOR ANALYSIS



SECTOR 1 = FL to I1, SECTOR 2 = I1 to FL, DIFF = Difference To Personal Best Lap, P = Crossed Finish Line in Pit Lane, D = Time Disallowed

P22 44 E		Tony PARKER		Yamaha R1 - Emerald Elevators/PriceLess Copiers		
IDEAL LAP TIME : 1:23.569		BEST LAP TIME : 1:23.647		DIFFERENCE : 0.078		
LAP	SECTOR 1	SECTOR 2	LAP TIME	MPH	DIFF	TIME OF DAY
1 -		29.580	1:31.595	77.78	7.948	14:15:16.572
2 -	55.467	29.558	1:25.025	83.79	1.378	14:16:41.597
3 -	55.375	29.657	1:25.032	83.78	1.385	14:18:06.629
4 -	55.093	29.722	1:24.815	84.00	1.168	14:19:31.444
5 -	54.748	29.415	1:24.163 (2)	84.65	0.516	14:20:55.607
6 -	55.248	29.492	1:24.740 (3)	84.07	1.093	14:22:20.347
7 -	54.826	28.821	1:23.647 (1)	85.17		14:23:43.994

P23 186 E		Stephen WILKINSON		Honda CBR 600 F -		
IDEAL LAP TIME : 1:23.418		BEST LAP TIME : 1:24.121		DIFFERENCE : 0.703		
LAP	SECTOR 1	SECTOR 2	LAP TIME	MPH	DIFF	TIME OF DAY
1 -		29.127	1:32.101	77.35	7.980	14:15:17.078
2 -	55.650	29.479	1:25.129	83.69	1.008	14:16:42.207
3 -	55.006	29.937	1:24.943 (3)	83.87	0.822	14:18:07.150
4 -	55.497	30.092	1:25.589	83.24	1.468	14:19:32.739
5 -	54.291	29.830	1:24.121 (1)	84.69		14:20:56.860
6 -	54.784	29.754	1:24.538 (2)	84.27	0.417	14:22:21.398
7 -	54.358	43.817	1:38.175	72.57	14.054	14:23:59.573

P24 88 E		George PRINOS		Ducati 996 - KAPPA PLANNING LTD		
IDEAL LAP TIME : 1:26.607		BEST LAP TIME : 1:27.252		DIFFERENCE : 0.645		
LAP	SECTOR 1	SECTOR 2	LAP TIME	MPH	DIFF	TIME OF DAY
1 -		30.611	1:35.733	74.42	8.481	14:15:20.710
2 -	56.781	31.290	1:28.071	80.89	0.819	14:16:48.781
3 -	57.453	30.338	1:27.791 (3)	81.15	0.539	14:18:16.572
4 -	57.972	30.343	1:28.315	80.67	1.063	14:19:44.887
5 -	57.381	30.699	1:28.080	80.88	0.828	14:21:12.967
6 -	57.406	29.855	1:27.261 (2)	81.64	0.009	14:22:40.228
7 -	56.752	30.500	1:27.252 (1)	81.65		14:24:07.480

P25 303 U		Adam NORTON		Honda CBR1000RR - NRC		
IDEAL LAP TIME : 1:16.051		BEST LAP TIME : 1:16.493		DIFFERENCE : 0.442		
LAP	SECTOR 1	SECTOR 2	LAP TIME	MPH	DIFF	TIME OF DAY
1 -		27.059	1:23.439	85.38	6.946	14:15:08.416
2 -	50.584	26.515	1:17.099	92.40	0.606	14:16:25.515
3 -	49.536	27.066	1:16.602 (2)	93.00	0.109	14:17:42.117
4 -	50.280	26.853	1:17.133	92.36	0.640	14:18:59.250
5 -	49.749	26.873	1:16.622 (3)	92.98	0.129	14:20:15.872
6 -	49.947	26.546	1:16.493 (1)	93.14		14:21:32.365
7 -	49.933	26.693	1:16.626	92.97	0.133	14:22:48.991

Weather / Track : Cloudy / Dry

Donington Park National
Circuit Length = 1.9790 miles
Start: 14:13 Flag 14:23 End: 14:25

BMCRC - MRO Championships 2020 - Rnd 3 @ Donington Park National

BMCRC Thunderbike Extreme & Ultra

RACE 13 - BEST SECTORS

SECTOR 1			SECTOR 2			IDEAL / BEST COMPARISON						
POS	NO	NAME	TIME	NO	NAME	TIME	POS	NO	NAME	IDEAL	BEST	DIFF
									PERFECT LAP	1:13.336		
1	11	HARVEY	47.786	11	HARVEY	25.550	1	11	HARVEY	1:13.336	1:13.464	0.128
2	29	DINSMORE	48.261	275	WILBY	25.864	2	29	DINSMORE	1:14.378	1:14.404	0.026
3	258	FRIEND	48.343	41	ABRAHAM	25.987	3	275	WILBY	1:14.390	1:14.410	0.020
4	275	WILBY	48.526	1	SAUNDERS	26.005	4	1	SAUNDERS	1:14.678	1:14.678	0.000
5	1	SAUNDERS	48.673	78	THOMAS	26.033	5	258	FRIEND	1:14.698	1:14.724	0.026
6	102	FEARN	48.792	102	FEARN	26.047	6	102	FEARN	1:14.839	1:14.883	0.044
7	78	THOMAS	48.873	29	DINSMORE	26.117	7	41	ABRAHAM	1:14.898	1:15.015	0.117
8	41	ABRAHAM	48.911	961	SIM	26.347	8	78	THOMAS	1:14.906	1:15.172	0.266
9	961	SIM	48.992	258	FRIEND	26.355	9	961	SIM	1:15.339	1:15.459	0.120
10	17	KILLWORTH	49.166	17	KILLWORTH	26.478	10	17	KILLWORTH	1:15.644	1:15.644	0.000
11	129	CRIPPS	49.173	303	NORTON	26.515	11	129	CRIPPS	1:15.958	1:16.033	0.075
12	303	NORTON	49.536	129	CRIPPS	26.785	12	303	NORTON	1:16.051	1:16.493	0.442
13	77	MAY	49.656	77	MAY	26.857	13	77	MAY	1:16.513	1:16.631	0.118
14	90	WATSON	49.700	90	WATSON	26.956	14	90	WATSON	1:16.656	1:16.656	0.000
15	777	CLIFFORD	51.066	777	CLIFFORD	27.107	15	777	CLIFFORD	1:18.173	1:18.202	0.029
16	119	HEALEY	51.117	119	HEALEY	27.316	16	119	HEALEY	1:18.433	1:18.455	0.022
17	171	GIBBS	52.326	193	BOTTO	27.485	17	6	FIRTH	1:20.025	1:20.292	0.267
18	6	FIRTH	52.358	6	FIRTH	27.667	18	193	BOTTO	1:20.228	1:20.228	0.000
19	193	BOTTO	52.743	24	REYNOLDS	28.244	19	171	GIBBS	1:20.646	1:20.646	0.000
20	46	DRAPER	52.778	171	GIBBS	28.320	20	46	DRAPER	1:21.449	1:21.557	0.108
21	35	HARVEY	54.087	46	DRAPER	28.671	21	24	REYNOLDS	1:22.597	1:22.597	0.000
22	186	WILKINSON	54.291	35	HARVEY	28.731	22	35	HARVEY	1:22.818	1:22.834	0.016
23	24	REYNOLDS	54.353	44	PARKER	28.821	23	186	WILKINSON	1:23.418	1:24.121	0.703
24	44	PARKER	54.748	186	WILKINSON	29.127	24	44	PARKER	1:23.569	1:23.647	0.078
25	88	PRINOS	56.752	88	PRINOS	29.855	25	88	PRINOS	1:26.607	1:27.252	0.645

Weather / Track : Cloudy / Dry

Results can be found at www.tsl-timing.com

Donington Park National
Circuit Length = 1.9790 miles
Start: 14:13 Flag 14:23 End: 14:25

Printed - 14:26 Sunday, 06 September 2020

BMCRC - MRO Championships 2020 - Rnd 3 @ Donington Park National

BMCRC Thunderbike Extreme & Ultra

RACE 13 - STATISTICS

Competitors Started 25
Planned Start 2020-09-06 @ 14:00:00.000
Actual Start 2020-09-06 @ 14:13:44.976
Finish Time 2020-09-06 @ 14:23:39.545
Track Length 1.9790mi.
Total Laps 195
Total Distance Covered 385.9181mi.

Session Fastest Lap History

NO	CL	NAME	LAP TIME	TIME OF DAY	LAP	VEHICLE
11	U	Josh HARVEY	1:14.107	14:16:15.984	2	Yamaha R1
11	U	Josh HARVEY	1:13.464	14:17:29.446	3	Yamaha R1

Session Leader History

NO	CL	NAME	FROM LAP	LAPS LED	DISTANCE	VEHICLE
11	U	Josh HARVEY	1	8	15.79 miles	Yamaha R1

Flag History

TYPE	TIME OF DAY
GREEN	14:13:44.976
FINISH	14:23:39.545

Flag Statistics

TYPE	COUNT	TOTAL LAPS	TOTAL TIME
Green	1	8	11:27.916
Red	0	0	0.000
Safety Car	0	0	0.000
FCY	0	0	0.000

BMCRC - MRO Championships 2020 - Rnd 3 @ Donington Park National

BMCRC Thunderbike Extreme & Ultra

RACE 13 - STATISTICS

CLASS : E

16 Starters

Fastest Lap History

NO	NAME	LAP TIME	TIME OF DAY	LAP	VEHICLE
1	Andrew SAUNDERS	1:15.424	14:16:19.307	2	Suzuki GSXR
1	Andrew SAUNDERS	1:15.260	14:17:34.567	3	Suzuki GSXR
258	Ande FRIEND	1:15.019	14:17:36.964	3	Aprilia RSVR
1	Andrew SAUNDERS	1:14.678	14:18:49.245	4	Suzuki GSXR

Leader History

NO	NAME	FROM LAP	LAPS LED	DISTANCE	VEHICLE
1	Andrew SAUNDERS	1	8	15.79 miles	Suzuki GSXR

BMCRC - MRO Championships 2020 - Rnd 3 @ Donington Park National

BMCRC Thunderbike Extreme & Ultra

RACE 13 - STATISTICS

CLASS : U

9 Starters

Fastest Lap History

NO	NAME	LAP TIME	TIME OF DAY	LAP	VEHICLE
11	Josh HARVEY	1:14.107	14:16:15.984	2	Yamaha R1
11	Josh HARVEY	1:13.464	14:17:29.446	3	Yamaha R1

Leader History

NO	NAME	FROM LAP	LAPS LED	DISTANCE	VEHICLE
11	Josh HARVEY	1	8	15.79 miles	Yamaha R1

BMCRC-MRO Championships 2020



BMCRC THUNDERBIKE SPORT
Supported by Steve Jordan Motorcycles

Donington Park National Circuit

5th / 6th September 2020



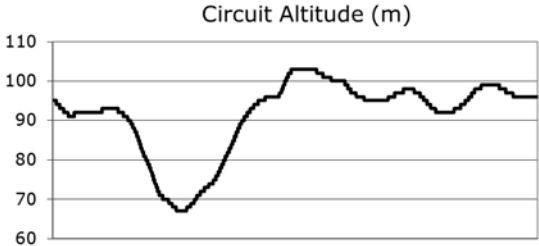
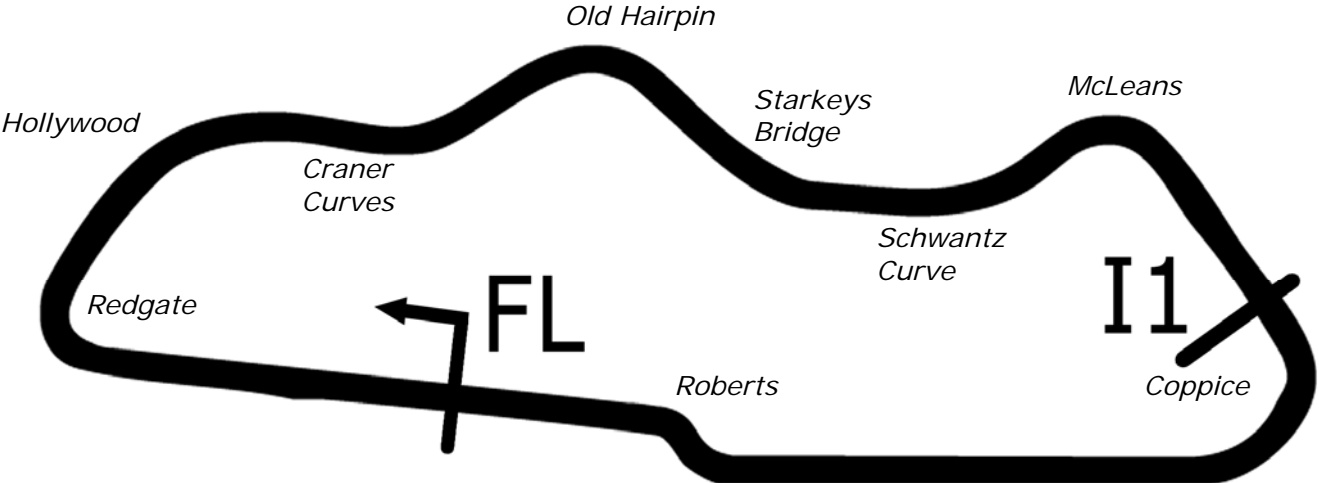
Results Provided by Timing Solutions Ltd
www.tsl-timing.com

Donington Park National



SPORTS TIMING

TIMING SOLUTIONS LTD



Length	1.9790 miles	3185.0 m	
FL		52.82971 N	1.37867 W
I1	2096m	52.82978 N	1.36508 W
Pit Entry	3100m	52.82951 N	1.37832 W
Pit Exit	229m after FL	52.82996 N	1.38205 W
Pit Entry–Pit Exit 256m, 15.3s @60kph, 11.5s @80kph			

All results available at www.tsl-timing.com

BMCRC - MRO Championships 2020 - Rnd 3 @ Donington Park National



BMCRC Thunderbike Sport

QUALIFYING - CLASSIFICATION

POS	NO	CL	PIC NAME	ENTRY	TIME	ON	LAPS	GAP	DIFF	MPH
1	152		1 Elliot FRICKER	Honda CBR600 - Ride in bike tyres	1:16.354	5	9			93.31
2	12		2 Cedric BLOCH	Kawasaki ZX6R - Brigit's Group & SDC Performance	1:17.365	8	9	1.011	1.011	92.09
3	961		3 Jack SIM	Yamaha R6 - ALLIUM by David stead Landscapes / Platfr	1:17.912	5	9	1.558	0.547	91.44
4	624		4 Matthew FEDRICK	Yamaha R6 - Matthew Fedrick farriers ltd	1:18.367	3	9	2.013	0.455	90.91
5	90*		5 Edward WATSON	Yamaha R6 - Motorsportdays.com TEA Time Racing	1:18.813	8	9	2.459	0.446	90.39
6	164		6 Robert SALTNER	Kawasaki ZX6R - Capital Concrete Ltd	1:18.861	8	9	2.507	0.048	90.34
7	121		7 Roger MARSH	Honda CBR600 -	1:19.254	4	7	2.900	0.393	89.89
8	38		8 James REVELEY	Yamaha R6 - PCN Racing	1:19.364	8	9	3.010	0.110	89.77
9	82		9 Matt HINNELLS	Honda CBR600F - BD Racing	1:19.457	4	8	3.103	0.093	89.66
10	84		10 Ricardo BRANCO	Yamaha R6 - IMP Racing	1:19.831	4	8	3.477	0.374	89.24
11	351		11 Sam DIGBY-BAKER	Yamaha R6 -	1:20.064	4	9	3.710	0.233	88.98
12	191		12 James SEATH	Kawasaki ZX6-RR - Ovenden Earthmoving	1:21.007	8	8	4.653	0.943	87.95
13	94		13 Steve SAINT	Yamaha 600 HYBRID - me	1:21.074	8	8	4.720	0.067	87.87
14	48		14 Shaun WALLIS	Yamaha R6 - MBC Despatch Racing	1:21.788	8	8	5.434	0.714	87.11
15	96		15 Neil GREGORY	Ducati MONSTER - SNC Scaffolding	1:22.149	4	4	5.795	0.361	86.72
16	26*		16 Lydia THOMPSON	Yamaha YZF-R6 - Flintstone Racing - David Simons Tuni	1:22.476	6	8	6.122	0.327	86.38
17	71		17 Colin CLUNE	Suzuki SV650 -	1:23.180	3	9	6.826	0.704	85.65
18	50		18 Paul ROBSON	Kawaski ZX6R - RBProperty services & Environment Ligh	1:23.406	8	8	7.052	0.226	85.42
19	111	R	1 Darren O'LEARY	Suzuki SV650 - Pompey Motorcycle Racing	1:23.785	6	8	7.431	0.379	85.03
20	40		19 Simon WILKINSON	Suzuki SV650 - S P Wilkinson Engineering Ltd	1:24.285	8	8	7.931	0.500	84.53
21	23		20 Claire BECKETT	Suzuki SV650 - P Sheils & Sons	1:26.545	4	8	10.191	2.260	82.32
22	140		21 Tom SPALDING	Suzuki SV 650 -	1:27.164	7	8	10.810	0.619	81.73
23	66		22 Andrew HARRISON	Kawasaki ZX6R - Harrison Engineering	1:27.432	6	8	11.078	0.268	81.48
24	49	R	2 Oli CHAYTOR	Yamaha R6 - PearTree Racing	1:27.497	8	8	11.143	0.065	81.42
25	63		23 Steve SMULOVIC	Suzuki SV650 - SFC Racing	1:29.300	6	8	12.946	1.803	79.78
26	333	R	3 Mark STUBBERFIELD	Suzuki SV650 SUPERTWIN -	1:30.345	6	8	13.991	1.045	78.86
27	139		24 Rob MARLEY	Honda CBR600F3 - PearTree Racing	1:30.980	5	7	14.626	0.635	78.30
28	88		25 David COURT	Kawasaki NINJA 300 -	1:31.684	4	5	15.330	0.704	77.70
29	138	R	4 Craig JARMIN	Suzuki SV650 -	1:32.800	7	7	16.446	1.116	76.77
30	115		26 Albert WILLSSHER	Suzuki GSXR600 K5 - willsher machinery ltd	1:32.848	4	5	16.494	0.048	76.73
31	272	R	5 Christopher COWAN	Suzuki SV650 - IMP Racing International	1:35.815	4	7	19.461	2.967	74.35
32	114		27 Samuel SNELLING	Honda CBR600 RR -	1:39.651	7	7	23.297	3.836	71.49

* Bikes 26 & 90 - Fastest lap removed - overtaking under yellow flag

Weather / Track : Cloudy / Dry

These results are provisional until the conclusion of any judicial and technical matters.

Donington Park National
Circuit Length = 1.9790 miles
Start: 11:41 Flag 11:53 End: 11:54

Clerk Of Course :	Steward :	Timekeeper :
-------------------	-----------	--------------

Results can be found at www.tsl-timing.com

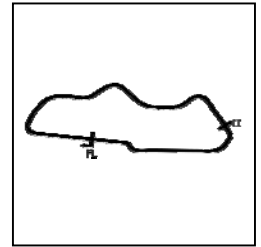
Printed - 11:57 Saturday, 05 September 2020



BMCRC - MRO Championships 2020 - Rnd 3 @ Donington Park National

BMCRC Thunderbike Sport

QUALIFYING - SECTOR ANALYSIS



SECTOR 1 = FL to I1, SECTOR 2 = I1 to FL, DIFF = Difference To Personal Best Lap, P = Crossed Finish Line in Pit Lane, D = Time Disallowed

P1 152		Elliot FRICKER		Honda CBR600 - Ride in bike tyres		
IDEAL LAP TIME : 1:16.020		BEST LAP TIME : 1:16.354		DIFFERENCE : 0.334		
LAP	SECTOR 1	SECTOR 2	LAP TIME	MPH	DIFF	TIME OF DAY
1 -	1:01.912	30.519	1:32.431	77.08	16.077	11:43:09.987
2 -	53.032	27.633	1:20.665	88.32	4.311	11:44:30.652
3 -	49.842	27.167	1:17.009 (3)	92.51	0.655	11:45:47.661
4 -	50.574	27.243	1:17.817	91.55	1.463	11:47:05.478
5 -	49.488	26.866	1:16.354 (1)	93.31		11:48:21.832
6 -	50.539	28.342	1:18.881	90.32	2.527	11:49:40.713
7 -	50.623	28.262	1:18.885	90.31	2.531	11:50:59.598
8 -	49.727	26.985	1:16.712 (2)	92.87	0.358	11:52:16.310
9 -	49.154	28.196	1:17.350	92.10	0.996	11:53:33.660

P2 12		Cedric BLOCH		Kawasaki ZX6R - Brigit's Group & SDC Performance		
IDEAL LAP TIME : 1:17.195		BEST LAP TIME : 1:17.365		DIFFERENCE : 0.170		
LAP	SECTOR 1	SECTOR 2	LAP TIME	MPH	DIFF	TIME OF DAY
1 -	55.070	28.480	1:23.550	85.27	6.185	11:43:34.408
2 -	53.227	28.615	1:21.842	87.05	4.477	11:44:56.250
3 -	52.530	27.920	1:20.450	88.55	3.085	11:46:16.700
4 -	50.918	27.650	1:18.568 (3)	90.68	1.203	11:47:35.268
5 -	51.635	27.769	1:19.404	89.72	2.039	11:48:54.672
6 -	51.061	28.466	1:19.527	89.58	2.162	11:50:14.199
7 -	51.231	27.508	1:18.739	90.48	1.374	11:51:32.938
8 -	49.720	27.645	1:17.365 (1)	92.09		11:52:50.303
9 -	49.687	27.896	1:17.583 (2)	91.83	0.218	11:54:07.886

P3 961		Jack SIM		Yamaha R6 - ALLIUM by David stead Landscapes / Platform Lifi		
IDEAL LAP TIME : 1:17.778		BEST LAP TIME : 1:17.912		DIFFERENCE : 0.134		
LAP	SECTOR 1	SECTOR 2	LAP TIME	MPH	DIFF	TIME OF DAY
1 -	56.200	29.112	1:25.312	83.51	7.400	11:42:59.428
2 -	52.371	27.868	1:20.239	88.79	2.327	11:44:19.667
3 -	51.096	27.357	1:18.453	90.81	0.541	11:45:38.120
4 -	51.495	28.065	1:19.560	89.55	1.648	11:46:57.680
5 -	50.759	27.153	1:17.912 (1)	91.44		11:48:15.592
6 -	50.718	27.515	1:18.233 (3)	91.06	0.321	11:49:33.825
7 -	51.013	27.349	1:18.362	90.91	0.450	11:50:52.187
8 -	52.284	28.070	1:20.354	88.66	2.442	11:52:12.541
9 -	50.625	27.577	1:18.202 (2)	91.10	0.290	11:53:30.743

P4 624		Matthew FEDRICK		Yamaha R6 - Matthew Fedrick farriers ltd		
IDEAL LAP TIME : 1:17.795		BEST LAP TIME : 1:18.367		DIFFERENCE : 0.572		
LAP	SECTOR 1	SECTOR 2	LAP TIME	MPH	DIFF	TIME OF DAY
1 -	54.940	28.053	1:22.993	85.84	4.626	11:43:21.781
2 -	52.622	27.468	1:20.090	88.95	1.723	11:44:41.871
3 -	51.395	26.972	1:18.367 (1)	90.91		11:46:00.238
4 -	51.715	27.554	1:19.269	89.87	0.902	11:47:19.507
5 -	51.433	28.409	1:19.842	89.23	1.475	11:48:39.349
6 -	50.893	27.595	1:18.488 (2)	90.77	0.121	11:49:57.837
7 -	51.998	27.439	1:19.437	89.68	1.070	11:51:17.274
8 -	50.823	27.695	1:18.518 (3)	90.73	0.151	11:52:35.792
9 -	51.782	27.631	1:19.413	89.71	1.046	11:53:55.205

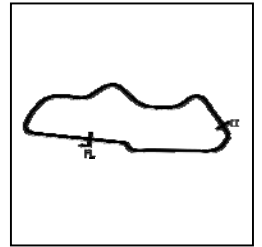
Weather / Track : Cloudy / Dry

Donington Park National
Circuit Length = 1.9790 miles
Start: 11:41 Flag 11:53 End: 11:54

BMCRC - MRO Championships 2020 - Rnd 3 @ Donington Park National

BMCRC Thunderbike Sport

QUALIFYING - SECTOR ANALYSIS



SECTOR 1 = FL to I1, SECTOR 2 = I1 to FL, DIFF = Difference To Personal Best Lap, P = Crossed Finish Line in Pit Lane, D = Time Disallowed

P5 90		Edward WATSON		Yamaha R6 - Motorsportdays.com TEA Time Racing			
IDEAL LAP TIME : 1:18.446		BEST LAP TIME : 1:18.813		DIFFERENCE : 0.367			
LAP	SECTOR 1	SECTOR 2	LAP TIME	MPH	DIFF	TIME OF DAY	
1 -	55.567	28.340	1:23.907	84.91	5.094	11:43:12.199	
2 -	52.516	27.607	1:20.123	88.92	1.310	11:44:32.322	
3 -	50.856	27.838	1:18.694 D	90.53		11:45:51.016	
4 -	52.255	28.382	1:20.637	88.35	1.824	11:47:11.653	
5 -	51.561	27.590	1:19.151 (3)	90.01	0.338	11:48:30.804	
6 -	51.344	27.740	1:19.084 (2)	90.08	0.271	11:49:49.888	
7 -	51.400	27.912	1:19.312	89.83	0.499	11:51:09.200	
8 -	50.970	27.843	1:18.813 (1)	90.39		11:52:28.013	
9 -	51.653	28.218	1:19.871	89.20	1.058	11:53:47.884	

P6 164		Robert SALTMER		Kawasaki ZX6R - Capital Concrete Ltd			
IDEAL LAP TIME : 1:18.502		BEST LAP TIME : 1:18.861		DIFFERENCE : 0.359			
LAP	SECTOR 1	SECTOR 2	LAP TIME	MPH	DIFF	TIME OF DAY	
1 -	55.593	28.222	1:23.815	85.00	4.954	11:43:33.779	
2 -	52.976	28.080	1:21.056	87.89	2.195	11:44:54.835	
3 -	52.416	28.167	1:20.583	88.41	1.722	11:46:15.418	
4 -	51.802	27.857	1:19.659	89.43	0.798	11:47:35.077	
5 -	51.518	27.937	1:19.455 (3)	89.66	0.594	11:48:54.532	
6 -	50.939	28.636	1:19.575	89.53	0.714	11:50:14.107	
7 -	52.671	27.707	1:20.378	88.63	1.517	11:51:34.485	
8 -	50.881	27.980	1:18.861 (1)	90.34		11:52:53.346	
9 -	51.255	27.621	1:18.876 (2)	90.32	0.015	11:54:12.222	

P7 121		Roger MARSH		Honda CBR600 -			
IDEAL LAP TIME : 1:18.963		BEST LAP TIME : 1:19.254		DIFFERENCE : 0.291			
LAP	SECTOR 1	SECTOR 2	LAP TIME	MPH	DIFF	TIME OF DAY	
1 -	57.160	29.050	1:26.210	82.64	6.956	11:44:05.767	
2 -	53.006	28.188	1:21.194	87.74	1.940	11:45:26.961	
3 -	53.426	27.493	1:20.919 (3)	88.04	1.665	11:46:47.880	
4 -	51.470	27.784	1:19.254 (1)	89.89		11:48:07.134	
5 -	52.748	28.679	1:21.427	87.49	2.173	11:49:28.561	
6 -	52.183	28.066	1:20.249 (2)	88.78	0.995	11:50:48.810	
7 -	54.552	IN PIT	1:30.626 P	78.61	11.372	11:52:19.436	

P8 38		James REVELEY		Yamaha R6 - PCN Racing			
IDEAL LAP TIME : 1:19.364		BEST LAP TIME : 1:19.364		DIFFERENCE : 0.000			
LAP	SECTOR 1	SECTOR 2	LAP TIME	MPH	DIFF	TIME OF DAY	
1 -	56.668	28.735	1:25.403	83.42	6.039	11:43:02.829	
2 -	51.798	28.238	1:20.036 (2)	89.01	0.672	11:44:22.865	
3 -	51.879	28.212	1:20.091 (3)	88.95	0.727	11:45:42.956	
4 -	53.093	29.013	1:22.106	86.77	2.742	11:47:05.062	
5 -	51.979	28.532	1:20.511	88.49	1.147	11:48:25.573	
6 -	56.912	31.796	1:28.708	80.31	9.344	11:49:54.281	
7 -	52.029	28.312	1:20.341	88.68	0.977	11:51:14.622	
8 -	51.542	27.822	1:19.364 (1)	89.77		11:52:33.986	
9 -	52.213	28.004	1:20.217	88.81	0.853	11:53:54.203	

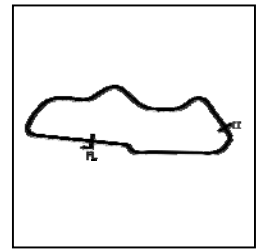
Weather / Track : Cloudy / Dry

Donington Park National
Circuit Length = 1.9790 miles
Start: 11:41 Flag 11:53 End: 11:54

BMCRC - MRO Championships 2020 - Rnd 3 @ Donington Park National

BMCRC Thunderbike Sport

QUALIFYING - SECTOR ANALYSIS



SECTOR 1 = FL to I1, SECTOR 2 = I1 to FL, DIFF = Difference To Personal Best Lap, P = Crossed Finish Line in Pit Lane, D = Time Disallowed

P9 82		Matt HINNELLS		Honda CBR600F - BD Racing			
IDEAL LAP TIME : 1:19.344		BEST LAP TIME : 1:19.457		DIFFERENCE : 0.113			
LAP	SECTOR 1	SECTOR 2	LAP TIME	MPH	DIFF	TIME OF DAY	
1 -	59.050	29.806	1:28.856	80.18	9.399	11:43:18.446	
2 -	53.911	28.844	1:22.755	86.09	3.298	11:44:41.201	
3 -	51.700	28.094	1:19.794 (3)	89.28	0.337	11:46:00.995	
4 -	51.250	28.207	1:19.457 (1)	89.66		11:47:20.452	
5 -	51.516	28.109	1:19.625 (2)	89.47	0.168	11:48:40.077	
6 -	51.741	28.251	1:19.992	89.06	0.535	11:50:00.069	
7 -	52.865	28.345	1:21.210	87.73	1.753	11:51:21.279	
8 -	51.858	IN PIT	1:26.047 P	82.79	6.590	11:52:47.326	

P10 84		Ricardo BRANCO		Yamaha R6 - IMP Racing			
IDEAL LAP TIME : 1:19.275		BEST LAP TIME : 1:19.831		DIFFERENCE : 0.556			
LAP	SECTOR 1	SECTOR 2	LAP TIME	MPH	DIFF	TIME OF DAY	
1 -	56.487	28.381	1:24.868	83.94	5.037	11:43:34.702	
2 -	53.806	28.197	1:22.003	86.88	2.172	11:44:56.705	
3 -	52.321	28.457	1:20.778	88.20	0.947	11:46:17.483	
4 -	52.008	27.823	1:19.831 (1)	89.24		11:47:37.314	
5 -	51.452	29.322	1:20.774	88.20	0.943	11:48:58.088	
6 -	52.348	28.834	1:21.182	87.76	1.351	11:50:19.270	
7 -	52.456	28.097	1:20.553 (3)	88.44	0.722	11:51:39.823	
8 -	52.030	27.972	1:20.002 (2)	89.05	0.171	11:52:59.825	

P11 351		Sam DIGBY-BAKER		Yamaha R6 -			
IDEAL LAP TIME : 1:20.064		BEST LAP TIME : 1:20.064		DIFFERENCE : 0.000			
LAP	SECTOR 1	SECTOR 2	LAP TIME	MPH	DIFF	TIME OF DAY	
1 -	56.881	30.834	1:27.715	81.22	7.651	11:43:28.526	
2 -	56.309	29.363	1:25.672	83.16	5.608	11:44:54.198	
3 -	54.042	28.868	1:22.910	85.93	2.846	11:46:17.108	
4 -	51.923	28.141	1:20.064 (1)	88.98		11:47:37.172	
5 -	52.241	29.776	1:22.017	86.86	1.953	11:48:59.189	
6 -	52.913	28.817	1:21.730	87.17	1.666	11:50:20.919	
7 -	52.680	28.942	1:21.622 (3)	87.28	1.558	11:51:42.541	
8 -	52.603	28.574	1:21.177 (2)	87.76	1.113	11:53:03.718	
9 -	53.233	28.655	1:21.888	87.00	1.824	11:54:25.606	

P12 191		James SEATH		Kawasaki ZX6-RR - Ovenden Earthmoving			
IDEAL LAP TIME : 1:21.007		BEST LAP TIME : 1:21.007		DIFFERENCE : 0.000			
LAP	SECTOR 1	SECTOR 2	LAP TIME	MPH	DIFF	TIME OF DAY	
1 -	1:01.302	29.661	1:30.963	78.32	9.956	11:43:55.072	
2 -	56.871	28.691	1:25.562	83.26	4.555	11:45:20.634	
3 -	53.160	28.324	1:21.484 (2)	87.43	0.477	11:46:42.118	
4 -	53.735	28.449	1:22.184	86.69	1.177	11:48:04.302	
5 -	55.466	29.488	1:24.954	83.86	3.947	11:49:29.256	
6 -	53.360	28.628	1:21.988 (3)	86.89	0.981	11:50:51.244	
7 -	56.655	28.361	1:25.016	83.80	4.009	11:52:16.260	
8 -	53.013	27.994	1:21.007 (1)	87.95		11:53:37.267	

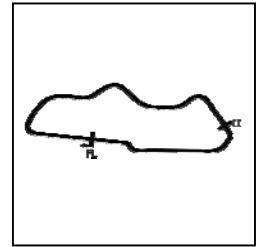
Weather / Track : Cloudy / Dry

Donington Park National
Circuit Length = 1.9790 miles
Start: 11:41 Flag 11:53 End: 11:54

BMCRC - MRO Championships 2020 - Rnd 3 @ Donington Park National

BMCRC Thunderbike Sport

QUALIFYING - SECTOR ANALYSIS



SECTOR 1 = FL to I1, SECTOR 2 = I1 to FL, DIFF = Difference To Personal Best Lap, P = Crossed Finish Line in Pit Lane, D = Time Disallowed

P13 94		Steve SAINT		Yamaha 600 HYBRID - me		
IDEAL LAP TIME : 1:20.910		BEST LAP TIME : 1:21.074		DIFFERENCE : 0.164		
LAP	SECTOR 1	SECTOR 2	LAP TIME	MPH	DIFF	TIME OF DAY
1 -	1:00.968	30.401	1:31.369	77.97	10.295	11:43:56.537
2 -	56.256	28.919	1:25.175	83.64	4.101	11:45:21.712
3 -	52.953	28.257	1:21.210 (2)	87.73	0.136	11:46:42.922
4 -	53.142	28.432	1:21.574	87.33	0.500	11:48:04.496
5 -	53.737	28.923	1:22.660	86.19	1.586	11:49:27.156
6 -	52.915	28.341	1:21.256 (3)	87.68	0.182	11:50:48.412
7 -	53.579	28.570	1:22.149	86.72	1.075	11:52:10.561
8 -	52.653	28.421	1:21.074 (1)	87.87		11:53:31.635

P14 48		Shaun WALLIS		Yamaha R6 - MBC Despatch Racing		
IDEAL LAP TIME : 1:21.759		BEST LAP TIME : 1:21.788		DIFFERENCE : 0.029		
LAP	SECTOR 1	SECTOR 2	LAP TIME	MPH	DIFF	TIME OF DAY
1 -	58.277	30.269	1:28.546	80.46	6.758	11:43:27.710
2 -	55.962	29.996	1:25.958	82.88	4.170	11:44:53.668
3 -	54.248	29.498	1:23.746	85.07	1.958	11:46:17.414
4 -	53.513	28.470	1:21.983 (2)	86.90	0.195	11:47:39.397
5 -	53.471	29.255	1:22.726	86.12	0.938	11:49:02.123
6 -	55.618	29.131	1:24.749	84.06	2.961	11:50:26.872
7 -	54.004	28.442	1:22.446 (3)	86.41	0.658	11:51:49.318
8 -	53.500	28.288	1:21.788 (1)	87.11		11:53:11.106

P15 96		Neil GREGORY		Ducati MONSTER - SNC Scaffolding		
IDEAL LAP TIME : 1:20.931		BEST LAP TIME : 1:22.149		DIFFERENCE : 1.218		
LAP	SECTOR 1	SECTOR 2	LAP TIME	MPH	DIFF	TIME OF DAY
1 -	57.540	30.502	1:28.042	80.92	5.893	11:43:28.721
2 -	56.381	29.631	1:26.012 (3)	82.83	3.863	11:44:54.733
3 -	53.655	29.798	1:23.453 (2)	85.37	1.304	11:46:18.186
4 -	53.382	28.767	1:22.149 (1)	86.72		11:47:40.335

P16 26		Lydia THOMPSON		Yamaha YZF-R6 - Flintstone Racing - David Simons Tuning		
IDEAL LAP TIME : 1:21.879		BEST LAP TIME : 1:22.476		DIFFERENCE : 0.597		
LAP	SECTOR 1	SECTOR 2	LAP TIME	MPH	DIFF	TIME OF DAY
1 -	59.631	29.629	1:29.260	79.81	6.784	11:43:30.684
2 -	58.243	29.583	1:27.826	81.12	5.350	11:44:58.510
3 -	57.604	28.855	1:26.459	82.40	3.983	11:46:24.969
4 -	54.488	28.460	1:22.948 (2)	85.89	0.472	11:47:47.917
5 -	54.080	28.892	1:22.972 (3)	85.86	0.496	11:49:10.889
6 -	53.419	29.057	1:22.476 (1)	86.38		11:50:33.365
7 -	55.811	28.772	1:24.583	84.23	2.107	11:51:57.948
8 -	53.635	28.812	1:22.447 D	86.41		11:53:20.395

P17 71		Colin CLUNE		Suzuki SV650 -		
IDEAL LAP TIME : 1:23.147		BEST LAP TIME : 1:23.180		DIFFERENCE : 0.033		
LAP	SECTOR 1	SECTOR 2	LAP TIME	MPH	DIFF	TIME OF DAY
1 -	1:01.631	30.804	1:32.435	77.07	9.255	11:43:10.336
2 -	54.677	29.416	1:24.093 (3)	84.72	0.913	11:44:34.429
3 -	53.731	29.449	1:23.180 (1)	85.65		11:45:57.609
4 -	53.868	29.981	1:23.849 (2)	84.96	0.669	11:47:21.458
5 -	55.717	29.880	1:25.597	83.23	2.417	11:48:47.055
6 -	55.051	30.678	1:25.729	83.10	2.549	11:50:12.784
7 -	55.467	29.693	1:25.160	83.66	1.980	11:51:37.944
8 -	54.655	29.511	1:24.166	84.64	0.986	11:53:02.110
9 -	54.903	29.899	1:24.802	84.01	1.622	11:54:26.912

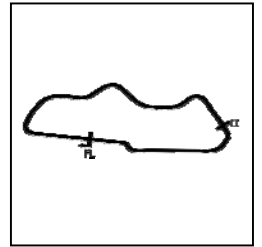
Weather / Track : Cloudy / Dry

Donington Park National
Circuit Length = 1.9790 miles
Start: 11:41 Flag 11:53 End: 11:54

BMCRC - MRO Championships 2020 - Rnd 3 @ Donington Park National

BMCRC Thunderbike Sport

QUALIFYING - SECTOR ANALYSIS



SECTOR 1 = FL to I1, SECTOR 2 = I1 to FL, DIFF = Difference To Personal Best Lap, P = Crossed Finish Line in Pit Lane, D = Time Disallowed

P18 50		Paul ROBSON		Kawaski ZX6R - RBProperty services & Environment Lighting			
IDEAL LAP TIME : 1:23.355		BEST LAP TIME : 1:23.406		DIFFERENCE : 0.051			
LAP	SECTOR 1	SECTOR 2	LAP TIME	MPH	DIFF	TIME OF DAY	
1 -	1:00.472	30.472	1:30.944	78.34	7.538	11:43:44.418	
2 -	56.021	29.161	1:25.182	83.64	1.776	11:45:09.600	
3 -	54.814	29.742	1:24.556 (3)	84.25	1.150	11:46:34.156	
4 -	56.488	30.313	1:26.801	82.08	3.395	11:48:00.957	
5 -	55.436	30.239	1:25.675	83.15	2.269	11:49:26.632	
6 -	54.984	29.609	1:24.593	84.22	1.187	11:50:51.225	
7 -	54.275	29.207	1:23.482 (2)	85.34	0.076	11:52:14.707	
8 -	54.194	29.212	1:23.406 (1)	85.42		11:53:38.113	

P19 111 R		Darren O'LEARY		Suzuki SV650 - Pompey Motorcycle Racing			
IDEAL LAP TIME : 1:23.379		BEST LAP TIME : 1:23.785		DIFFERENCE : 0.406			
LAP	SECTOR 1	SECTOR 2	LAP TIME	MPH	DIFF	TIME OF DAY	
1 -	58.760	30.261	1:29.021	80.03	5.236	11:43:40.891	
2 -	54.146	30.619	1:24.765 (3)	84.05	0.980	11:45:05.656	
3 -	55.047	29.944	1:24.991	83.82	1.206	11:46:30.647	
4 -	54.134	30.388	1:24.522 (2)	84.29	0.737	11:47:55.169	
5 -	53.959	31.029	1:24.988	83.83	1.203	11:49:20.157	
6 -	53.435	30.350	1:23.785 (1)	85.03		11:50:43.942	
7 -	55.293	30.744	1:26.037	82.80	2.252	11:52:09.979	
8 -	55.263	30.579	1:25.842	82.99	2.057	11:53:35.821	

P20 40		Simon WILKINSON		Suzuki SV650 - S P Wilkinson Engineering Ltd			
IDEAL LAP TIME : 1:24.156		BEST LAP TIME : 1:24.285		DIFFERENCE : 0.129			
LAP	SECTOR 1	SECTOR 2	LAP TIME	MPH	DIFF	TIME OF DAY	
1 -	1:00.076	31.243	1:31.319	78.01	7.034	11:43:55.923	
2 -	59.443	30.553	1:29.996	79.16	5.711	11:45:25.919	
3 -	58.453	30.426	1:28.879	80.16	4.594	11:46:54.798	
4 -	55.863	30.028	1:25.891	82.94	1.606	11:48:20.689	
5 -	54.878	30.675	1:25.553	83.27	1.268	11:49:46.242	
6 -	55.205	29.802	1:25.007 (3)	83.81	0.722	11:51:11.249	
7 -	55.065	29.689	1:24.754 (2)	84.06	0.469	11:52:36.003	
8 -	54.467	29.818	1:24.285 (1)	84.53		11:54:00.288	

P21 23		Claire BECKETT		Suzuki SV650 - P Sheils & Sons			
IDEAL LAP TIME : 1:26.405		BEST LAP TIME : 1:26.545		DIFFERENCE : 0.140			
LAP	SECTOR 1	SECTOR 2	LAP TIME	MPH	DIFF	TIME OF DAY	
1 -	1:01.447	33.364	1:34.811	75.14	8.266	11:43:25.310	
2 -	1:01.984	IN PIT	1:39.058 P	71.92	12.513	11:45:04.368	
3 -	OUTLAP	31.273	1:50.903	64.24	24.358	11:46:55.271	
4 -	56.346	30.199	1:26.545 (1)	82.32		11:48:21.816	
5 -	56.249	30.731	1:26.980 (3)	81.91	0.435	11:49:48.796	
6 -	57.244	30.575	1:27.819	81.12	1.274	11:51:16.615	
7 -	56.206	30.625	1:26.831 (2)	82.05	0.286	11:52:43.446	
8 -	56.256	31.095	1:27.351	81.56	0.806	11:54:10.797	

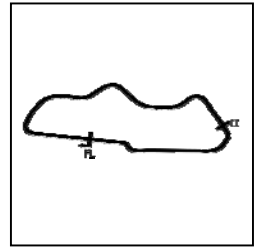
Weather / Track : Cloudy / Dry

Donington Park National
Circuit Length = 1.9790 miles
Start: 11:41 Flag 11:53 End: 11:54

BMCRC - MRO Championships 2020 - Rnd 3 @ Donington Park National

BMCRC Thunderbike Sport

QUALIFYING - SECTOR ANALYSIS



SECTOR 1 = FL to I1, SECTOR 2 = I1 to FL, DIFF = Difference To Personal Best Lap, P = Crossed Finish Line in Pit Lane, D = Time Disallowed

P22 140		Tom SPALDING		Suzuki SV 650 -		
IDEAL LAP TIME : 1:26.981		BEST LAP TIME : 1:27.164		DIFFERENCE : 0.183		
LAP	SECTOR 1	SECTOR 2	LAP TIME	MPH	DIFF	TIME OF DAY
1 -	1:02.565	32.267	1:34.832	75.12	7.668	11:43:11.274
2 -	1:11.609	35.193	1:46.802	66.70	19.638	11:44:58.076
3 -	1:00.705	31.544	1:32.249	77.23	5.085	11:46:30.325
4 -	58.064	31.384	1:29.448	79.65	2.284	11:47:59.773
5 -	57.780	31.385	1:29.165 (3)	79.90	2.001	11:49:28.938
6 -	56.555	30.641	1:27.196 (2)	81.70	0.032	11:50:56.134
7 -	56.738	30.426	1:27.164 (1)	81.73		11:52:23.298
8 -	57.457	31.824	1:29.281	79.80	2.117	11:53:52.579

P23 66		Andrew HARRISON		Kawasaki ZX6R - Harrison Engineering		
IDEAL LAP TIME : 1:27.432		BEST LAP TIME : 1:27.432		DIFFERENCE : 0.000		
LAP	SECTOR 1	SECTOR 2	LAP TIME	MPH	DIFF	TIME OF DAY
1 -	1:04.077	33.303	1:37.380	73.16	9.948	11:43:51.639
2 -	1:02.293	31.126	1:33.419	76.26	5.987	11:45:25.058
3 -	1:01.518	31.224	1:32.742	76.82	5.310	11:46:57.800
4 -	59.020	30.783	1:29.803	79.33	2.371	11:48:27.603
5 -	57.856	31.728	1:29.584	79.53	2.152	11:49:57.187
6 -	57.219	30.213	1:27.432 (1)	81.48		11:51:24.619
7 -	57.412	30.783	1:28.195 (2)	80.78	0.763	11:52:52.814
8 -	57.869	31.394	1:29.263 (3)	79.81	1.831	11:54:22.077

P24 49 R		Oli CHAYTOR		Yamaha R6 - PearTree Racing		
IDEAL LAP TIME : 1:27.456		BEST LAP TIME : 1:27.497		DIFFERENCE : 0.041		
LAP	SECTOR 1	SECTOR 2	LAP TIME	MPH	DIFF	TIME OF DAY
1 -	1:04.436	32.040	1:36.476	73.84	8.979	11:43:28.165
2 -	59.444	30.796	1:30.240	78.95	2.743	11:44:58.405
3 -	57.290	31.253	1:28.543	80.46	1.046	11:46:26.948
4 -	56.959	30.928	1:27.887 (3)	81.06	0.390	11:47:54.835
5 -	57.437	30.839	1:28.276	80.70	0.779	11:49:23.111
6 -	57.088	30.642	1:27.730 (2)	81.21	0.233	11:50:50.841
7 -	59.143	30.617	1:29.760	79.37	2.263	11:52:20.601
8 -	57.000	30.497	1:27.497 (1)	81.42		11:53:48.098

P25 63		Steve SMULOVIC		Suzuki SV650 - SFC Racing		
IDEAL LAP TIME : 1:29.130		BEST LAP TIME : 1:29.300		DIFFERENCE : 0.170		
LAP	SECTOR 1	SECTOR 2	LAP TIME	MPH	DIFF	TIME OF DAY
1 -	1:05.697	32.849	1:38.546	72.29	9.246	11:43:28.618
2 -	1:00.354	32.015	1:32.369	77.13	3.069	11:45:00.987
3 -	59.684	32.055	1:31.739	77.66	2.439	11:46:32.726
4 -	58.790	31.609	1:30.399	78.81	1.099	11:48:03.125
5 -	58.010	31.932	1:29.942	79.21	0.642	11:49:33.067
6 -	57.831	31.469	1:29.300 (1)	79.78		11:51:02.367
7 -	57.979	31.455	1:29.434 (3)	79.66	0.134	11:52:31.801
8 -	57.675	31.693	1:29.368 (2)	79.72	0.068	11:54:01.169

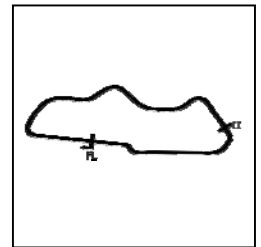
Weather / Track : Cloudy / Dry

Donington Park National
Circuit Length = 1.9790 miles
Start: 11:41 Flag 11:53 End: 11:54

BMCRC - MRO Championships 2020 - Rnd 3 @ Donington Park National

BMCRC Thunderbike Sport

QUALIFYING - SECTOR ANALYSIS



SECTOR 1 = FL to I1, SECTOR 2 = I1 to FL, DIFF = Difference To Personal Best Lap, P = Crossed Finish Line in Pit Lane, D = Time Disallowed

P26 333 R Mark STUBBERFIELD			Suzuki SV650 SUPERTWIN -			
IDEAL LAP TIME : 1:30.187			BEST LAP TIME : 1:30.345		DIFFERENCE : 0.158	
LAP	SECTOR 1	SECTOR 2	LAP TIME	MPH	DIFF	TIME OF DAY
1 -	1:04.811	31.902	1:36.713	73.66	6.368	11:43:12.305
2 -	1:00.191	31.304	1:31.495	77.86	1.150	11:44:43.800
3 -	1:01.154	32.021	1:33.175	76.46	2.830	11:46:16.975
4 -	59.077	31.963	1:31.040 (3)	78.25	0.695	11:47:48.015
5 -	1:00.073	31.866	1:31.939	77.49	1.594	11:49:19.954
6 -	58.883	31.462	1:30.345 (1)	78.86		11:50:50.299
7 -	59.256	31.535	1:30.791 (2)	78.47	0.446	11:52:21.090
8 -	59.136	31.941	1:31.077	78.22	0.732	11:53:52.167

P27 139 Rob MARLEY			Honda CBR600F3 - PearTree Racing			
IDEAL LAP TIME : 1:30.389			BEST LAP TIME : 1:30.980		DIFFERENCE : 0.591	
LAP	SECTOR 1	SECTOR 2	LAP TIME	MPH	DIFF	TIME OF DAY
1 -	1:04.805	34.924	1:39.729	71.44	8.749	11:43:55.057
2 -	1:03.059	34.220	1:37.279	73.23	6.299	11:45:32.336
3 -	1:00.024	33.103	1:33.127	76.50	2.147	11:47:05.463
4 -	1:00.999	33.347	1:34.346	75.51	3.366	11:48:39.809
5 -	58.110	32.870	1:30.980 (1)	78.30		11:50:10.789
6 -	59.655	32.279	1:31.934 (3)	77.49	0.954	11:51:42.723
7 -	58.445	33.257	1:31.702 (2)	77.69	0.722	11:53:14.425

P28 88 David COURT			Kawasaki NINJA 300 -			
IDEAL LAP TIME : 1:31.156			BEST LAP TIME : 1:31.684		DIFFERENCE : 0.528	
LAP	SECTOR 1	SECTOR 2	LAP TIME	MPH	DIFF	TIME OF DAY
1 -	1:04.667	33.263	1:37.930	72.75	6.246	11:44:03.666
2 -	1:00.323	33.254	1:33.577 (2)	76.13	1.893	11:45:37.243
3 -	1:01.634	32.543	1:34.177 (3)	75.65	2.493	11:47:11.420
4 -	59.058	32.626	1:31.684 (1)	77.70		11:48:43.104
5 -	58.613	IN PIT	1:36.720 P	73.66	5.036	11:50:19.824

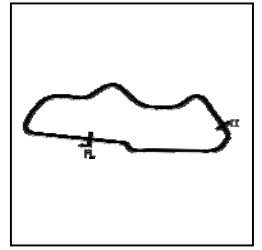
P29 138 R Craig JARMIN			Suzuki SV650 -			
IDEAL LAP TIME : 1:32.800			BEST LAP TIME : 1:32.800		DIFFERENCE : 0.000	
LAP	SECTOR 1	SECTOR 2	LAP TIME	MPH	DIFF	TIME OF DAY
1 -	1:07.319	33.992	1:41.311	70.32	8.511	11:44:06.264
2 -	1:01.805	33.518	1:35.323 (2)	74.74	2.523	11:45:41.587
3 -	1:02.442	34.121	1:36.563	73.78	3.763	11:47:18.150
4 -	1:02.005	33.586	1:35.591	74.53	2.791	11:48:53.741
5 -	1:01.889	33.694	1:35.583	74.53	2.783	11:50:29.324
6 -	1:02.419	32.967	1:35.386 (3)	74.69	2.586	11:52:04.710
7 -	1:00.450	32.350	1:32.800 (1)	76.77		11:53:37.510

P30 115 Albert WILLISHER			Suzuki GSXR600 K5 - willsher machinery ltd			
IDEAL LAP TIME : 1:32.412			BEST LAP TIME : 1:32.848		DIFFERENCE : 0.436	
LAP	SECTOR 1	SECTOR 2	LAP TIME	MPH	DIFF	TIME OF DAY
1 -	1:02.942	33.341	1:36.283	73.99	3.435	11:43:25.055
2 -	1:01.657	33.565	1:35.222 (2)	74.82	2.374	11:45:00.277
3 -	1:03.479	31.979	1:35.458 (3)	74.63	2.610	11:46:35.735
4 -	1:00.433	32.415	1:32.848 (1)	76.73		11:48:08.583
5 -	1:01.524	IN PIT	1:42.103 P	69.77	9.255	11:49:50.686

BMCRC - MRO Championships 2020 - Rnd 3 @ Donington Park National

BMCRC Thunderbike Sport

QUALIFYING - SECTOR ANALYSIS



SECTOR 1 = FL to I1, SECTOR 2 = I1 to FL, DIFF = Difference To Personal Best Lap, P = Crossed Finish Line in Pit Lane, D = Time Disallowed

P31 272 R		Christopher COWAN		Suzuki SV650 - IMP Racing International		
IDEAL LAP TIME : 1:35.810		BEST LAP TIME : 1:35.815		DIFFERENCE : 0.005		
LAP	SECTOR 1	SECTOR 2	LAP TIME	MPH	DIFF	TIME OF DAY
1 -	1:10.901	33.926	1:44.827	67.96	9.012	11:44:08.339
2 -	1:05.602	33.628	1:39.230	71.79	3.415	11:45:47.569
3 -	1:03.999	32.932	1:36.931 (3)	73.50	1.116	11:47:24.500
4 -	1:02.893	32.922	1:35.815 (1)	74.35		11:49:00.315
5 -	1:05.099	34.353	1:39.452	71.63	3.637	11:50:39.767
6 -	1:02.888	34.481	1:37.369	73.17	1.554	11:52:17.136
7 -	1:03.277	33.041	1:36.318 (2)	73.96	0.503	11:53:53.454

P32 114		Samuel SNELLING		Honda CBR600 RR -		
IDEAL LAP TIME : 1:39.651		BEST LAP TIME : 1:39.651		DIFFERENCE : 0.000		
LAP	SECTOR 1	SECTOR 2	LAP TIME	MPH	DIFF	TIME OF DAY
1 -	1:11.088	36.544	1:47.632	66.19	7.981	11:43:51.587
2 -	1:08.747	36.545	1:45.292	67.66	5.641	11:45:36.879
3 -	1:06.069	34.975	1:41.044	70.51	1.393	11:47:17.923
4 -	1:06.729	34.906	1:41.635	70.10	1.984	11:48:59.558
5 -	1:05.260	35.301	1:40.561 (3)	70.84	0.910	11:50:40.119
6 -	1:05.672	34.721	1:40.393 (2)	70.96	0.742	11:52:20.512
7 -	1:05.036	34.615	1:39.651 (1)	71.49		11:54:00.163

Weather / Track : Cloudy / Dry

Donington Park National
 Circuit Length = 1.9790 miles
 Start: 11:41 Flag 11:53 End: 11:54

BMCRC - MRO Championships 2020 - Rnd 3 @ Donington Park National

BMCRC Thunderbike Sport

QUALIFYING - BEST SECTORS

SECTOR 1			SECTOR 2			IDEAL / BEST COMPARISON						
POS	NO	NAME	TIME	NO	NAME	TIME	POS	NO	NAME	IDEAL	BEST	DIFF
									PERFECT LAP	1:16.020		
1	152	FRICKER	49.154	152	FRICKER	26.866	1	152	FRICKER	1:16.020	1:16.354	0.334
2	12	BLOCH	49.687	624	FEDRICK	26.972	2	12	BLOCH	1:17.195	1:17.365	0.170
3	961	SIM	50.625	961	SIM	27.153	3	961	SIM	1:17.778	1:17.912	0.134
4	624	FEDRICK	50.823	121	MARSH	27.493	4	624	FEDRICK	1:17.795	1:18.367	0.572
5	90	WATSON	50.856	12	BLOCH	27.508	5	90	WATSON	1:18.446	1:18.813	0.367
6	164	SALTMER	50.881	90	WATSON	27.590	6	164	SALTMER	1:18.502	1:18.861	0.359
7	82	HINNELLS	51.250	164	SALTMER	27.621	7	121	MARSH	1:18.963	1:19.254	0.291
8	84	BRANCO	51.452	38	REVELEY	27.822	8	84	BRANCO	1:19.275	1:19.831	0.556
9	121	MARSH	51.470	84	BRANCO	27.823	9	82	HINNELLS	1:19.344	1:19.457	0.113
10	38	REVELEY	51.542	191	SEATH	27.994	10	38	REVELEY	1:19.364	1:19.364	0.000
11	351	DIGBY-BAKER	51.923	82	HINNELLS	28.094	11	351	DIGBY-BAKER	1:20.064	1:20.064	0.000
12	96	GREGORY	52.164	351	DIGBY-BAKER	28.141	12	94	SAINT	1:20.910	1:21.074	0.164
13	94	SAINT	52.653	94	SAINT	28.257	13	96	GREGORY	1:20.931	1:22.149	1.218
14	191	SEATH	53.013	48	WALLIS	28.288	14	191	SEATH	1:21.007	1:21.007	0.000
15	26	THOMPSON	53.419	26	THOMPSON	28.460	15	48	WALLIS	1:21.759	1:21.788	0.029
16	111	O'LEARY	53.435	96	GREGORY	28.767	16	26	THOMPSON	1:21.879	1:22.476	0.597
17	48	WALLIS	53.471	50	ROBSON	29.161	17	71	CLUNE	1:23.147	1:23.180	0.033
18	71	CLUNE	53.731	71	CLUNE	29.416	18	50	ROBSON	1:23.355	1:23.406	0.051
19	50	ROBSON	54.194	40	WILKINSON	29.689	19	111	O'LEARY	1:23.379	1:23.785	0.406
20	40	WILKINSON	54.467	111	O'LEARY	29.944	20	40	WILKINSON	1:24.156	1:24.285	0.129
21	23	BECKETT	56.206	23	BECKETT	30.199	21	23	BECKETT	1:26.405	1:26.545	0.140
22	140	SPALDING	56.555	66	HARRISON	30.213	22	140	SPALDING	1:26.981	1:27.164	0.183
23	49	CHAYTOR	56.959	140	SPALDING	30.426	23	66	HARRISON	1:27.432	1:27.432	0.000
24	66	HARRISON	57.219	49	CHAYTOR	30.497	24	49	CHAYTOR	1:27.456	1:27.497	0.041
25	63	SMULOVIC	57.675	333	STUBBERFIELD	31.304	25	63	SMULOVIC	1:29.130	1:29.300	0.170
26	139	MARLEY	58.110	63	SMULOVIC	31.455	26	333	STUBBERFIELD	1:30.187	1:30.345	0.158
27	88	COURT	58.613	115	WILLSHER	31.979	27	139	MARLEY	1:30.389	1:30.980	0.591
28	333	STUBBERFIELD	58.883	139	MARLEY	32.279	28	88	COURT	1:31.156	1:31.684	0.528
29	115	WILLSHER	1:00.433	138	JARMIN	32.350	29	115	WILLSHER	1:32.412	1:32.848	0.436
30	138	JARMIN	1:00.450	88	COURT	32.543	30	138	JARMIN	1:32.800	1:32.800	0.000
31	272	COWAN	1:02.888	272	COWAN	32.922	31	272	COWAN	1:35.810	1:35.815	0.005
32	114	SNELLING	1:05.036	114	SNELLING	34.615	32	114	SNELLING	1:39.651	1:39.651	0.000

Weather / Track : Cloudy / Dry

Donington Park National
 Circuit Length = 1.9790 miles
 Start: 11:41 Flag 11:53 End: 11:54

Results can be found at www.tsl-timing.com

Printed - 11:58 Saturday, 05 September 2020

BMCRC - MRO Championships 2020 - Rnd 3 @ Donington Park National

BMCRC Thunderbike Sport

QUALIFYING - STATISTICS

Competitors Started 32
Planned Start 2020-09-05 @ 11:19:00.000
Actual Start 2020-09-05 @ 11:41:18.089
Finish Time 2020-09-05 @ 11:53:06.579
Track Length 1.9790mi.
Total Laps 250
Total Distance Covered 494.7668mi.

Session Fastest Lap History

NO	CL	NAME	LAP TIME	TIME OF DAY	LAP	VEHICLE
961		Jack SIM	1:25.312	11:42:59.431	1	Yamaha R6
90		Edward WATSON	1:23.907	11:43:12.214	1	Yamaha R6
624		Matthew FEDRICK	1:22.993	11:43:21.777	1	Yamaha R6
961		Jack SIM	1:20.239	11:44:19.670	2	Yamaha R6
38		James REVELEY	1:20.036	11:44:22.865	2	Yamaha R6
961		Jack SIM	1:18.453	11:45:38.123	3	Yamaha R6
152		Elliot FRICKER	1:17.009	11:45:47.640	3	Honda CBR600
152		Elliot FRICKER	1:16.354	11:48:21.832	5	Honda CBR600

Flag History

TYPE	TIME OF DAY
GREEN	11:41:18.089
FINISH	11:53:06.579

Flag Statistics

TYPE	COUNT	TOTAL LAPS	TOTAL TIME
Green	1	9	13:31.946
Red	0	0	0.000
Safety Car	0	0	0.000
FCY	0	0	0.000

BMCRC - MRO Championships 2020 - Rnd 3 @ Donington Park National

BMCRC Thunderbike Sport

QUALIFYING - STATISTICS

CLASS :

27 Starters

Fastest Lap History

NO	NAME	LAP TIME	TIME OF DAY	LAP	VEHICLE
961	Jack SIM	1:25.312	11:42:59.431	1	Yamaha R6
90	Edward WATSON	1:23.907	11:43:12.214	1	Yamaha R6
624	Matthew FEDRICK	1:22.993	11:43:21.777	1	Yamaha R6
961	Jack SIM	1:20.239	11:44:19.670	2	Yamaha R6
38	James REVELEY	1:20.036	11:44:22.865	2	Yamaha R6
961	Jack SIM	1:18.453	11:45:38.123	3	Yamaha R6
152	Elliot FRICKER	1:17.009	11:45:47.640	3	Honda CBR600
152	Elliot FRICKER	1:16.354	11:48:21.832	5	Honda CBR600

Weather / Track : Cloudy / Dry

Results can be found at www.tsl-timing.com

Page 2 of 3

Donington Park National
Circuit Length = 1.9790 miles
Start: 11:41 Flag 11:53 End: 11:54

Printed - 11:58 Saturday, 05 September 2020

BMCRC - MRO Championships 2020 - Rnd 3 @ Donington Park National

BMCRC Thunderbike Sport

QUALIFYING - STATISTICS

CLASS : R

5 Starters

Fastest Lap History

NO	NAME	LAP TIME	TIME OF DAY	LAP	VEHICLE
333	Mark STUBBERFIELD	1:36.713	11:43:12.291	1	Suzuki SV650 SUPERTWIN
49	Oli CHAYTOR	1:36.476	11:43:28.169	1	Yamaha R6
111	Darren O'LEARY	1:29.021	11:43:40.911	1	Suzuki SV650
111	Darren O'LEARY	1:24.765	11:45:05.677	2	Suzuki SV650
111	Darren O'LEARY	1:24.522	11:47:55.189	4	Suzuki SV650
111	Darren O'LEARY	1:23.785	11:50:43.961	6	Suzuki SV650

BMCRC - MRO Championships 2020 - Rnd 3 @ Donington Park National



BMCRC Thunderbike Sport

RACE 8 - GRID (8 Laps)

ROW 11	33		32	114	Samuel SNELLING	31	272	Christopher COWAN	
ROW 10	30	115	Albert WILLISHER	29	138	Craig JARMIN	28	88	David COURT
ROW 9	27	139	Rob MARLEY	26	333	Mark STUBBERFIELD	25	63	Steve SMULOVIC
ROW 8	24	49	Oli CHAYTOR	23	66	Andrew HARRISON	22	140	Tom SPALDING
ROW 7	21	23	Claire BECKETT	20	40	Simon WILKINSON	19	111	Darren O'LEARY
ROW 6	18	50	Paul ROBSON	17	71	Colin CLUNE	16	26	Lydia THOMPSON
ROW 5	15	96	Neil GREGORY	14	48	Shaun WALLIS	13	94	Steve SAINT
ROW 4	12	191	James SEATH	11	351	Sam DIGBY-BAKER	10	84	Ricardo BRANCO
ROW 3	9	82	Matt HINNELLS	8	38	James REVELEY	7	121	Roger MARSH
ROW 2	6	164	Robert SALTMER	5	90	Edward WATSON	4	624	Matthew FEDRICK
ROW 1	3	961	Jack SIM	2	12	Cedric BLOCH	1	152	Elliot FRICKER
									Pole

Donington Park National
Circuit Length = 1.9790 miles

These results are provisional until the conclusion of any judicial and technical matters.

Clerk Of Course :	Steward :	Timekeeper :
-------------------	-----------	--------------

Results can be found at www.tsl-timing.com

Printed - 11:58 Saturday, 05 September 2020



BMCRC - MRO Championships 2020 - Rnd 3 @ Donington Park National



BMCRC Thunderbike Sport

RACE 8 - CLASSIFICATION

POS	NO	CL	PIC NAME	ENTRY	LAPS	TIME	GAP	DIFF	MPH	BEST	ON
1	152		1 Elliot FRICKER	Honda CBR600 - Ride in bike tyres	8	10:14.976			92.45	1:15.486	8
2	961		2 Jack SIM	Yamaha R6 - ALLIUM by David stead Landscapes /	8	10:16.166	1.190	1.190	92.28	1:16.017	8
3	84		3 Ricardo BRANCO	Yamaha R6 - IMP Racing	8	10:25.960	10.984	9.794	90.83	1:17.175	8
4	90		4 Edward WATSON	Yamaha R6 - Motorsportdays.com TEA Time Racinq	8	10:29.504	14.528	3.544	90.32	1:17.125	3
5	164		5 Robert SALTMER	Kawasaki ZX6R - Capital Concrete Ltd	8	10:30.005	15.029	0.501	90.25	1:17.520	6
6	121		6 Roger MARSH	Honda CBR600 -	8	10:30.408	15.432	0.403	90.19	1:17.080	3
7	38		7 James REVELEY	Yamaha R6 - PCN Racing	8	10:30.510	15.534	0.102	90.18	1:17.025	4
8	82		8 Matt HINNELLS	Honda CBR600F - BD Racing	8	10:31.100	16.124	0.590	90.09	1:16.982	6
9	48		9 Shaun WALLIS	Yamaha R6 - MBC Despatch Racing	8	10:41.407	26.431	10.307	88.64	1:18.548	2
10	94		10 Steve SAINT	Yamaha 600 HYBRID - me	8	10:44.685	29.709	3.278	88.19	1:19.257	7
11	191		11 James SEATH	Kawasaki ZX6-RR - Ovenden Earthmoving	8	10:45.784	30.808	1.099	88.04	1:18.745	2
12	351		12 Sam DIGBY-BAKER	Yamaha R6 -	8	10:45.975	30.999	0.191	88.02	1:19.355	7
13	96		13 Neil GREGORY	Ducati MONSTER - SNC Scaffolding	8	11:02.167	47.191	16.192	85.87	1:21.554	2
14	50		14 Paul ROBSON	Kawaski ZX6R - RBProperty services & Environmen	8	11:02.305	47.329	0.138	85.85	1:20.660	8
15	71		15 Colin CLUNE	Suzuki SV650 -	8	11:07.436	52.460	5.131	85.19	1:22.092	6
16	111	R	1 Darren O'LEARY	Suzuki SV650 - Pompey Motorcycle Racing	8	11:14.323	59.347	6.887	84.32	1:22.920	3
17	66		16 Andrew HARRISON	Kawasaki ZX6R - Harrison Engineering	8	11:21.113	1:06.137	6.790	83.48	1:22.903	8
18	40		17 Simon WILKINSON	Suzuki SV650 - S P Wilkinson Engineering Ltd	8	11:23.076	1:08.100	1.963	83.24	1:23.741	8
19	26		18 Lydia THOMPSON	Yamaha YZF-R6 - Flintstone Racing - David Simons	8	11:30.092	1:15.116	7.016	82.39	1:21.872	3
20	49	R	2 Oli CHAYTOR	Yamaha R6 - PearTree Racing	8	11:32.224	1:17.248	2.132	82.14	1:22.743	8
21	23		19 Claire BECKETT	Suzuki SV650 - P Sheils & Sons	8	11:35.873	1:20.897	3.649	81.71	1:25.086	2
22	63		20 Steve SMULOVIC	Suzuki SV650 - SFC Racing	7	10:17.447	1 Lap	1 Lap	80.55	1:26.362	4
23	333	R	3 Mark STUBBERFIELD	Suzuki SV650 SUPERTWIN -	7	10:33.606	1 Lap	16.159	78.49	1:27.990	3
24	139		21 Rob MARLEY	Honda CBR600F3 - PearTree Racing	7	10:35.400	1 Lap	1.794	78.27	1:28.870	5
25	115		22 Albert WILLSHER	Suzuki GSXR600 K5 - willsher machinery ltd	7	10:35.506	1 Lap	0.106	78.26	1:28.378	3
26	138	R	4 Craig JARMIN	Suzuki SV650 -	7	10:45.547	1 Lap	10.041	77.04	1:29.590	5
27	88		23 David COURT	Kawasaki NINJA 300 -	7	10:47.034	1 Lap	1.487	76.86	1:30.666	3
28	272	R	5 Christopher COWAN	Suzuki SV650 - IMP Racing International	7	10:48.790	1 Lap	1.756	76.65	1:30.039	7
29	140		24 Tom SPALDING	Suzuki SV 650 -	7	10:50.887	1 Lap	2.097	76.41	1:31.021	7

NOT CLASSIFIED

DNF	114		Samuel SNELLING	Honda CBR600 RR -	2	3:25.678	6 Laps	5 Laps	68.61	1:40.578	2
DQ	12		Cedric BLOCH	Kawasaki ZX6R - Brigit's Group & SDC Performanc	0						
DQ	624		Matthew FEDRICK	Yamaha R6 - Matthew Fedrick farriers ltd	0						

FASTEST LAP

152		Elliot FRICKER	Honda CBR600 - Ride in bike tyres	8	1:15.486	94.38 mph	151.89 kph
49	R	Oli CHAYTOR	Yamaha R6 - PearTree Racing	8	1:22.743	86.10 mph	138.57 kph

Bikes 12 & 624 - Disqualified for failing post race technical inspection

Class - 92.5% of Race Speed = 85.51 mph

Class R - 92.5% of Race Speed = 77.99 mph

Donington Park National
Circuit Length = 1.9790 miles
Start: 14:30 Flag 14:40 End: 14:42

Weather / Track : Cloudy / Dry

These results are provisional until the conclusion of any judicial and technical matters.

Clerk Of Course :	Steward :	Timekeeper :
-------------------	-----------	--------------

Results can be found at www.tsl-timing.com

Printed - 15:36 Saturday, 05 September 2020



BMCRC - MRO Championships 2020 - Rnd 3 @ Donington Park National

BMCRC Thunderbike Sport

RACE 8 - LAP CHART

LAP 1 @ 14:32:00.315

NO	BEHIND	LAP TIME
961		1:20.854
164	1.018	1:21.872
12	1.113	1:21.967
152	1.253	1:22.107
624	1.465	1:22.319
84	1.810	1:22.664
82	2.482	1:23.336
38	2.534	1:23.388
90	2.575	1:23.429
121	2.842	1:23.696
191	4.124	1:24.978
48	4.507	1:25.361
351	4.758	1:25.612
94	5.367	1:26.221
96	6.610	1:27.464
26	7.305	1:28.159
71	7.844	1:28.698
50	7.845	1:28.699
111	8.385	1:29.239
23	9.372	1:30.226
40	9.814	1:30.668
66	11.444	1:32.298
63	13.686	1:34.540
333	14.612	1:35.466
49	15.332	1:36.186
115	15.642	1:36.496
139	16.041	1:36.895
140	17.394	1:38.248
88	17.570	1:38.424
138	17.839	1:38.693
272	18.539	1:39.393
114	24.246	1:45.100

LAP 2 @ 14:33:17.254

NO	BEHIND	LAP TIME
961		1:16.939
152	0.494	1:16.180
624	1.249	1:16.723
12	1.338	1:17.164
164	2.295	1:18.216
84	2.980	1:18.109
121	3.307	1:17.404
90	4.017	1:18.381
82	4.663	1:19.120
38	5.056	1:19.461
191	5.930	1:18.745
48	6.116	1:18.548
351	7.910	1:20.091
94	8.315	1:19.887
96	11.225	1:21.554
26	12.678	1:22.312
50	12.942	1:22.036
71	14.006	1:23.101
111	14.671	1:23.225
40	17.158	1:24.283
23	17.519	1:25.086
66	20.111	1:25.606
63	24.706	1:27.959
333	25.869	1:28.196
49	26.177	1:27.784
115	28.959	1:30.256
139	29.679	1:30.577

LAP 3 @ 14:34:33.697

NO	BEHIND	LAP TIME
961		1:16.443
152	0.444	1:16.393
624	1.044	1:16.238
12	1.152	1:16.257
164	3.512	1:17.660
84	3.774	1:17.237
121	3.944	1:17.080
90	4.699	1:17.125
82	5.310	1:17.090
38	5.887	1:17.274
191	8.490	1:19.003
48	8.899	1:19.226
94	11.832	1:19.960
351	12.104	1:20.637
96	16.934	1:22.152
26	18.107	1:21.872
50	18.677	1:22.178
71	19.907	1:22.344
111	21.148	1:22.920
40	25.558	1:24.843
23	26.936	1:25.860
66	28.324	1:24.656
49	35.783	1:26.049
63	36.413	1:28.150
333	37.416	1:27.990
115	40.894	1:28.378
139	42.114	1:28.878
88	46.505	1:30.666
138	48.331	1:31.679
140	49.916	1:32.827
272	50.192	1:32.853

LAP 4 @ 14:35:50.038

NO	BEHIND	LAP TIME
961		1:16.341
152	0.315	1:16.212
624	0.619	1:15.916
12	0.830	1:16.019
84	5.154	1:17.721
121	5.598	1:17.995
164	6.032	1:18.861
38	6.571	1:17.025
90	6.610	1:18.252
82	6.813	1:17.844
191	11.794	1:19.645
48	11.921	1:19.363
94	14.996	1:19.505
351	15.823	1:20.060
96	23.198	1:22.605
26	23.909	1:22.143
50	24.950	1:22.614
71	25.836	1:22.270
111	27.905	1:23.098
40	34.654	1:25.437
66	35.885	1:23.902
23	37.011	1:26.416

LAP 5 @ 14:37:06.607

NO	BEHIND	LAP TIME
961		1:16.569
152	0.092	1:16.346
624	0.829	1:16.779
12	1.014	1:16.753
84	6.069	1:17.484
121	6.181	1:17.152
164	7.138	1:17.675
90	7.453	1:17.412
38	7.576	1:17.574
82	8.266	1:18.022
48	15.126	1:19.774
191	15.804	1:20.579
94	18.109	1:19.682
351	19.215	1:19.961
96	29.215	1:22.586
26	29.374	1:22.034
50	29.866	1:21.485
71	32.011	1:22.744
111	35.000	1:23.664
40	42.740	1:24.655
66	43.944	1:24.628
23	48.323	1:27.881
49	52.536	1:25.002
63	56.853	1:26.988
333	1:05.170	1:31.732
115	1:06.855	1:29.644
139	1:07.614	1:28.870
88	1:15.745	1:31.011

LAP 6 @ 14:38:22.665

NO	BEHIND	LAP TIME
152		1:15.966
138	1 Lap	1:29.590
961	0.769	1:16.827
624	1.622	1:16.851
12	2.052	1:17.096
272	1 Lap	1:31.310
140	1 Lap	1:32.423
84	7.517	1:17.506
121	7.662	1:17.539
164	8.600	1:17.520
90	8.837	1:17.442
38	8.937	1:17.419
82	9.190	1:16.982
48	18.738	1:19.670
191	19.083	1:19.337
94	21.848	1:19.797
351	23.193	1:20.036
96	35.421	1:22.264
26	35.856	1:22.540
50	36.139	1:22.331
71	38.045	1:22.092

LAP 7 @ 14:39:38.951

NO	BEHIND	LAP TIME
152		1:16.286
961	0.659	1:16.176
624	2.993	1:17.657
12	3.256	1:17.490
333	1 Lap	1:31.648
115	1 Lap	1:30.446
139	1 Lap	1:30.368
84	9.295	1:18.064
121	9.649	1:18.273
164	11.094	1:18.780
38	11.641	1:18.990
90	11.712	1:19.161
82	12.039	1:19.135
88	1 Lap	1:31.817
138	1 Lap	1:32.501
272	1 Lap	1:30.699
140	1 Lap	1:31.033
48	22.008	1:19.556
191	23.596	1:20.799
94	24.819	1:19.257
351	26.262	1:19.355
96	41.031	1:21.896
50	42.155	1:22.302
71	45.232	1:23.473
111	49.828	1:23.401
66	58.720	1:23.392
40	59.845	1:24.614
26	1:07.271	1:47.701
49	1:09.991	1:25.494
23	1:10.596	1:26.724

LAP 8 @ 14:40:54.437

NO	BEHIND	LAP TIME
152		1:15.486
961	1.190	1:16.017
63	1 Lap	1:26.626
624	3.270	1:15.763
12	3.781	1:16.011
84	10.984	1:17.175
90	14.528	1:18.302
164	15.029	1:19.421
121	15.432	1:21.269
38	15.534	1:19.379
82	16.124	1:19.571
333	1 Lap	1:29.642
139	1 Lap	1:30.272
115	1 Lap	1:31.059
48	26.431	1:19.909
94	29.709	1:20.376
138	1 Lap	1:29.659
191	30.808	1:22.698
351	30.999	1:20.223
88	1 Lap	1:32.326
272	1 Lap	1:30.039
140	1 Lap	1:31.021

96	47.191	1:21.646
50	47.329	1:20.660
71	52.460	1:22.714
111	59.347	1:25.005
66	1:06.137	1:22.903
40	1:08.100	1:23.741
26	1:15.116	1:23.331
49	1:17.248	1:22.743
23	1:20.897	1:25.787

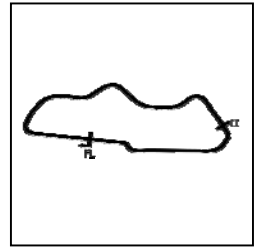
Weather / Track : Cloudy / Dry

Donington Park National
 Circuit Length = 1.9790 miles
 Start: 14:30 Flag 14:40 End: 14:42

BMCRC - MRO Championships 2020 - Rnd 3 @ Donington Park National

BMCRC Thunderbike Sport

RACE 8 - SECTOR ANALYSIS



SECTOR 1 = FL to I1, SECTOR 2 = I1 to FL, DIFF = Difference To Personal Best Lap, P = Crossed Finish Line in Pit Lane, D = Time Disallowed

P1 152		Elliot FRICKER		Honda CBR600 - Ride in bike tyres		
IDEAL LAP TIME : 1:15.486		BEST LAP TIME : 1:15.486		DIFFERENCE : 0.000		
LAP	SECTOR 1	SECTOR 2	LAP TIME	MPH	DIFF	TIME OF DAY
1 -		28.483	1:22.107	86.77	6.621	14:32:01.568
2 -	49.337	26.843	1:16.180 (3)	93.52	0.694	14:33:17.748
3 -	49.448	26.945	1:16.393	93.26	0.907	14:34:34.141
4 -	49.134	27.078	1:16.212	93.48	0.726	14:35:50.353
5 -	49.366	26.980	1:16.346	93.32	0.860	14:37:06.699
6 -	48.982	26.984	1:15.966 (2)	93.78	0.480	14:38:22.665
7 -	49.360	26.926	1:16.286	93.39	0.800	14:39:38.951
8 -	48.838	26.648	1:15.486 (1)	94.38		14:40:54.437

P2 961		Jack SIM		Yamaha R6 - ALLIUM by David stead Landscapes / Platform Lift		
IDEAL LAP TIME : 1:15.800		BEST LAP TIME : 1:16.017		DIFFERENCE : 0.217		
LAP	SECTOR 1	SECTOR 2	LAP TIME	MPH	DIFF	TIME OF DAY
1 -		27.388	1:20.854	88.11	4.837	14:32:00.315
2 -	49.802	27.137	1:16.939	92.60	0.922	14:33:17.254
3 -	49.608	26.835	1:16.443	93.20	0.426	14:34:33.697
4 -	49.357	26.984	1:16.341 (3)	93.32	0.324	14:35:50.038
5 -	49.435	27.134	1:16.569	93.04	0.552	14:37:06.607
6 -	49.854	26.973	1:16.827	92.73	0.810	14:38:23.434
7 -	49.253	26.923	1:16.176 (2)	93.52	0.159	14:39:39.610
8 -	48.965	27.052	1:16.017 (1)	93.72		14:40:55.627

P3 624		Matthew FEDRICK		Yamaha R6 - Matthew Fedrick farriers ltd		
IDEAL LAP TIME : 1:15.671		BEST LAP TIME : 1:15.763		DIFFERENCE : 0.092		
LAP	SECTOR 1	SECTOR 2	LAP TIME	MPH	DIFF	TIME OF DAY
1 -		27.932	1:22.319	86.54	6.556	14:32:01.780
2 -	49.763	26.960	1:16.723	92.86	0.960	14:33:18.503
3 -	49.349	26.889	1:16.238 (3)	93.45	0.475	14:34:34.741
4 -	49.206	26.710	1:15.916 (2)	93.84	0.153	14:35:50.657
5 -	49.492	27.287	1:16.779	92.79	1.016	14:37:07.436
6 -	49.947	26.904	1:16.851	92.70	1.088	14:38:24.287
7 -	49.991	27.666	1:17.657	91.74	1.894	14:39:41.944
8 -	49.298	26.465	1:15.763 (1)	94.03		14:40:57.707

P4 12		Cedric BLOCH		Kawasaki ZX6R - Brigit's Group & SDC Performance		
IDEAL LAP TIME : 1:15.820		BEST LAP TIME : 1:16.011		DIFFERENCE : 0.191		
LAP	SECTOR 1	SECTOR 2	LAP TIME	MPH	DIFF	TIME OF DAY
1 -		27.849	1:21.967	86.92	5.956	14:32:01.428
2 -	50.018	27.146	1:17.164	92.33	1.153	14:33:18.592
3 -	49.521	26.736	1:16.257 (3)	93.42	0.246	14:34:34.849
4 -	49.258	26.761	1:16.019 (2)	93.72	0.008	14:35:50.868
5 -	49.434	27.319	1:16.753	92.82	0.742	14:37:07.621
6 -	49.539	27.557	1:17.096	92.41	1.085	14:38:24.717
7 -	50.348	27.142	1:17.490	91.94	1.479	14:39:42.207
8 -	49.449	26.562	1:16.011 (1)	93.73		14:40:58.218

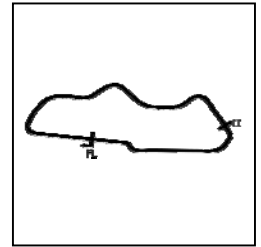
Weather / Track : Cloudy / Dry

Donington Park National
Circuit Length = 1.9790 miles
Start: 14:30 Flag 14:40 End: 14:42

BMCRC - MRO Championships 2020 - Rnd 3 @ Donington Park National

BMCRC Thunderbike Sport

RACE 8 - SECTOR ANALYSIS



SECTOR 1 = FL to I1, SECTOR 2 = I1 to FL, DIFF = Difference To Personal Best Lap, P = Crossed Finish Line in Pit Lane, D = Time Disallowed

P5 84		Ricardo BRANCO		Yamaha R6 - IMP Racing		
IDEAL LAP TIME : 1:17.112		BEST LAP TIME : 1:17.175		DIFFERENCE : 0.063		
LAP	SECTOR 1	SECTOR 2	LAP TIME	MPH	DIFF	TIME OF DAY
1 -		27.519	1:22.664	86.18	5.489	14:32:02.125
2 -	50.656	27.453	1:18.109	91.21	0.934	14:33:20.234
3 -	50.142	27.095	1:17.237 (2)	92.24	0.062	14:34:37.471
4 -	50.553	27.168	1:17.721	91.66	0.546	14:35:55.192
5 -	50.290	27.194	1:17.484 (3)	91.94	0.309	14:37:12.676
6 -	50.330	27.176	1:17.506	91.92	0.331	14:38:30.182
7 -	51.094	26.970	1:18.064	91.26	0.889	14:39:48.246
8 -	50.192	26.983	1:17.175 (1)	92.31		14:41:05.421

P6 90		Edward WATSON		Yamaha R6 - Motorsportdays.com TEA Time Racing		
IDEAL LAP TIME : 1:17.115		BEST LAP TIME : 1:17.125		DIFFERENCE : 0.010		
LAP	SECTOR 1	SECTOR 2	LAP TIME	MPH	DIFF	TIME OF DAY
1 -		28.448	1:23.429	85.39	6.304	14:32:02.890
2 -	51.009	27.372	1:18.381	90.89	1.256	14:33:21.271
3 -	49.948	27.177	1:17.125 (1)	92.37		14:34:38.396
4 -	50.512	27.740	1:18.252	91.04	1.127	14:35:56.648
5 -	50.245	27.167	1:17.412 (2)	92.03	0.287	14:37:14.060
6 -	49.991	27.451	1:17.442 (3)	91.99	0.317	14:38:31.502
7 -	51.087	28.074	1:19.161	90.00	2.036	14:39:50.663
8 -	51.006	27.296	1:18.302	90.98	1.177	14:41:08.965

P7 164		Robert SALTNER		Kawasaki ZX6R - Capital Concrete Ltd		
IDEAL LAP TIME : 1:17.491		BEST LAP TIME : 1:17.520		DIFFERENCE : 0.029		
LAP	SECTOR 1	SECTOR 2	LAP TIME	MPH	DIFF	TIME OF DAY
1 -		27.968	1:21.872	87.02	4.352	14:32:01.333
2 -	50.913	27.303	1:18.216	91.08	0.696	14:33:19.549
3 -	50.251	27.409	1:17.660 (2)	91.74	0.140	14:34:37.209
4 -	51.266	27.595	1:18.861	90.34	1.341	14:35:56.070
5 -	50.435	27.240	1:17.675 (3)	91.72	0.155	14:37:13.745
6 -	50.257	27.263	1:17.520 (1)	91.90		14:38:31.265
7 -	51.033	27.747	1:18.780	90.43	1.260	14:39:50.045
8 -	51.957	27.464	1:19.421	89.70	1.901	14:41:09.466

P8 121		Roger MARSH		Honda CBR600 -		
IDEAL LAP TIME : 1:17.080		BEST LAP TIME : 1:17.080		DIFFERENCE : 0.000		
LAP	SECTOR 1	SECTOR 2	LAP TIME	MPH	DIFF	TIME OF DAY
1 -		27.775	1:23.696	85.12	6.616	14:32:03.157
2 -	50.485	26.919	1:17.404 (3)	92.04	0.324	14:33:20.561
3 -	50.230	26.850	1:17.080 (1)	92.43		14:34:37.641
4 -	50.994	27.001	1:17.995	91.34	0.915	14:35:55.636
5 -	50.261	26.891	1:17.152 (2)	92.34	0.072	14:37:12.788
6 -	50.496	27.043	1:17.539	91.88	0.459	14:38:30.327
7 -	51.209	27.064	1:18.273	91.02	1.193	14:39:48.600
8 -	53.703	27.566	1:21.269	87.66	4.189	14:41:09.869

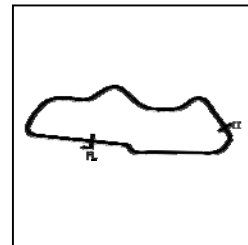
Weather / Track : Cloudy / Dry

Donington Park National
Circuit Length = 1.9790 miles
Start: 14:30 Flag 14:40 End: 14:42

BMCRC - MRO Championships 2020 - Rnd 3 @ Donington Park National

BMCRC Thunderbike Sport

RACE 8 - SECTOR ANALYSIS



SECTOR 1 = FL to I1, SECTOR 2 = I1 to FL, DIFF = Difference To Personal Best Lap, P = Crossed Finish Line in Pit Lane, D = Time Disallowed

P9 38		James REVELEY		Yamaha R6 - PCN Racing			
IDEAL LAP TIME : 1:16.909		BEST LAP TIME : 1:17.025		DIFFERENCE : 0.116			
LAP	SECTOR 1	SECTOR 2	LAP TIME	MPH	DIFF	TIME OF DAY	
1 -		27.542	1:23.388	85.43	6.363	14:32:02.849	
2 -	51.546	27.915	1:19.461	89.66	2.436	14:33:22.310	
3 -	50.202	27.072	1:17.274 (2)	92.19	0.249	14:34:39.584	
4 -	49.874	27.151	1:17.025 (1)	92.49		14:35:56.609	
5 -	50.539	27.035	1:17.574	91.84	0.549	14:37:14.183	
6 -	50.111	27.308	1:17.419 (3)	92.02	0.394	14:38:31.602	
7 -	50.863	28.127	1:18.990	90.19	1.965	14:39:50.592	
8 -	51.993	27.386	1:19.379	89.75	2.354	14:41:09.971	

P10 82		Matt HINNELLS		Honda CBR600F - BD Racing			
IDEAL LAP TIME : 1:16.889		BEST LAP TIME : 1:16.982		DIFFERENCE : 0.093			
LAP	SECTOR 1	SECTOR 2	LAP TIME	MPH	DIFF	TIME OF DAY	
1 -		27.911	1:23.336	85.49	6.354	14:32:02.797	
2 -	51.476	27.644	1:19.120	90.04	2.138	14:33:21.917	
3 -	49.628	27.462	1:17.090 (2)	92.41	0.108	14:34:39.007	
4 -	50.230	27.614	1:17.844 (3)	91.52	0.862	14:35:56.851	
5 -	50.657	27.365	1:18.022	91.31	1.040	14:37:14.873	
6 -	49.721	27.261	1:16.982 (1)	92.54		14:38:31.855	
7 -	51.081	28.054	1:19.135	90.03	2.153	14:39:50.990	
8 -	51.799	27.772	1:19.571	89.53	2.589	14:41:10.561	

P11 48		Shaun WALLIS		Yamaha R6 - MBC Despatch Racing			
IDEAL LAP TIME : 1:18.548		BEST LAP TIME : 1:18.548		DIFFERENCE : 0.000			
LAP	SECTOR 1	SECTOR 2	LAP TIME	MPH	DIFF	TIME OF DAY	
1 -		28.260	1:25.361	83.46	6.813	14:32:04.822	
2 -	51.080	27.468	1:18.548 (1)	90.70		14:33:23.370	
3 -	51.623	27.603	1:19.226 (2)	89.92	0.678	14:34:42.596	
4 -	51.361	28.002	1:19.363 (3)	89.77	0.815	14:36:01.959	
5 -	51.742	28.032	1:19.774	89.31	1.226	14:37:21.733	
6 -	51.733	27.937	1:19.670	89.42	1.122	14:38:41.403	
7 -	51.682	27.874	1:19.556	89.55	1.008	14:40:00.959	
8 -	52.085	27.824	1:19.909	89.15	1.361	14:41:20.868	

P12 94		Steve SAINT		Yamaha 600 HYBRID - me			
IDEAL LAP TIME : 1:19.147		BEST LAP TIME : 1:19.257		DIFFERENCE : 0.110			
LAP	SECTOR 1	SECTOR 2	LAP TIME	MPH	DIFF	TIME OF DAY	
1 -		28.314	1:26.221	82.63	6.964	14:32:05.682	
2 -	51.629	28.258	1:19.887	89.18	0.630	14:33:25.569	
3 -	51.430	28.530	1:19.960	89.10	0.703	14:34:45.529	
4 -	51.500	28.005	1:19.505 (2)	89.61	0.248	14:36:05.034	
5 -	51.798	27.884	1:19.682 (3)	89.41	0.425	14:37:24.716	
6 -	51.880	27.917	1:19.797	89.28	0.540	14:38:44.513	
7 -	51.540	27.717	1:19.257 (1)	89.89		14:40:03.770	
8 -	51.913	28.463	1:20.376	88.64	1.119	14:41:24.146	

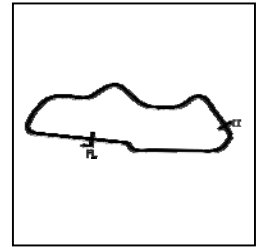
Weather / Track : Cloudy / Dry

Donington Park National
Circuit Length = 1.9790 miles
Start: 14:30 Flag 14:40 End: 14:42

BMCRC - MRO Championships 2020 - Rnd 3 @ Donington Park National

BMCRC Thunderbike Sport

RACE 8 - SECTOR ANALYSIS



SECTOR 1 = FL to I1, SECTOR 2 = I1 to FL, DIFF = Difference To Personal Best Lap, P = Crossed Finish Line in Pit Lane, D = Time Disallowed

P13 191		James SEATH		Kawasaki ZX6-RR - Ovenden Earthmoving		
IDEAL LAP TIME : 1:18.561		BEST LAP TIME : 1:18.745		DIFFERENCE : 0.184		
LAP	SECTOR 1	SECTOR 2	LAP TIME	MPH	DIFF	TIME OF DAY
1 -		28.064	1:24.978	83.84	6.233	14:32:04.439
2 -	51.110	27.635	1:18.745 (1)	90.47		14:33:23.184
3 -	51.552	27.451	1:19.003 (2)	90.18	0.258	14:34:42.187
4 -	51.412	28.233	1:19.645	89.45	0.900	14:36:01.832
5 -	52.647	27.932	1:20.579	88.41	1.834	14:37:22.411
6 -	51.465	27.872	1:19.337 (3)	89.80	0.592	14:38:41.748
7 -	53.002	27.797	1:20.799	88.17	2.054	14:40:02.547
8 -	53.062	29.636	1:22.698	86.15	3.953	14:41:25.245

P14 351		Sam DIGBY-BAKER		Yamaha R6 -		
IDEAL LAP TIME : 1:19.342		BEST LAP TIME : 1:19.355		DIFFERENCE : 0.013		
LAP	SECTOR 1	SECTOR 2	LAP TIME	MPH	DIFF	TIME OF DAY
1 -		29.125	1:25.612	83.21	6.257	14:32:05.073
2 -	52.080	28.011	1:20.091	88.95	0.736	14:33:25.164
3 -	51.856	28.781	1:20.637	88.35	1.282	14:34:45.801
4 -	52.086	27.974	1:20.060	88.99	0.705	14:36:05.861
5 -	51.938	28.023	1:19.961 (2)	89.10	0.606	14:37:25.822
6 -	52.132	27.904	1:20.036 (3)	89.01	0.681	14:38:45.858
7 -	51.438	27.917	1:19.355 (1)	89.78		14:40:05.213
8 -	51.854	28.369	1:20.223	88.81	0.868	14:41:25.436

P15 96		Neil GREGORY		Ducati MONSTER - SNC Scaffolding		
IDEAL LAP TIME : 1:21.507		BEST LAP TIME : 1:21.554		DIFFERENCE : 0.047		
LAP	SECTOR 1	SECTOR 2	LAP TIME	MPH	DIFF	TIME OF DAY
1 -		29.209	1:27.464	81.45	5.910	14:32:06.925
2 -	52.686	28.868	1:21.554 (1)	87.36		14:33:28.479
3 -	53.260	28.892	1:22.152	86.72	0.598	14:34:50.631
4 -	53.266	29.339	1:22.605	86.24	1.051	14:36:13.236
5 -	53.378	29.208	1:22.586	86.26	1.032	14:37:35.822
6 -	53.254	29.010	1:22.264	86.60	0.710	14:38:58.086
7 -	52.974	28.922	1:21.896 (3)	86.99	0.342	14:40:19.982
8 -	52.639	29.007	1:21.646 (2)	87.26	0.092	14:41:41.628

P16 50		Paul ROBSON		Kawaski ZX6R - RBProperty services & Environment Lighting		
IDEAL LAP TIME : 1:20.660		BEST LAP TIME : 1:20.660		DIFFERENCE : 0.000		
LAP	SECTOR 1	SECTOR 2	LAP TIME	MPH	DIFF	TIME OF DAY
1 -		29.664	1:28.699	80.32	8.039	14:32:08.160
2 -	53.327	28.709	1:22.036 (3)	86.84	1.376	14:33:30.196
3 -	53.476	28.702	1:22.178	86.69	1.518	14:34:52.374
4 -	53.753	28.861	1:22.614	86.24	1.954	14:36:14.988
5 -	53.083	28.402	1:21.485 (2)	87.43	0.825	14:37:36.473
6 -	53.871	28.460	1:22.331	86.53	1.671	14:38:58.804
7 -	53.838	28.464	1:22.302	86.56	1.642	14:40:21.106
8 -	52.505	28.155	1:20.660 (1)	88.32		14:41:41.766

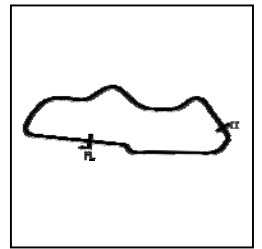
Weather / Track : Cloudy / Dry

Donington Park National
Circuit Length = 1.9790 miles
Start: 14:30 Flag 14:40 End: 14:42

BMCRC - MRO Championships 2020 - Rnd 3 @ Donington Park National

BMCRC Thunderbike Sport

RACE 8 - SECTOR ANALYSIS



SECTOR 1 = FL to I1, SECTOR 2 = I1 to FL, DIFF = Difference To Personal Best Lap, P = Crossed Finish Line in Pit Lane, D = Time Disallowed

P17 71		Colin CLUNE		Suzuki SV650 -			
IDEAL LAP TIME : 1:22.032		BEST LAP TIME : 1:22.092		DIFFERENCE : 0.060			
LAP	SECTOR 1	SECTOR 2	LAP TIME	MPH	DIFF	TIME OF DAY	
1 -		29.537	1:28.698	80.32	6.606	14:32:08.159	
2 -	53.961	29.140	1:23.101	85.73	1.009	14:33:31.260	
3 -	53.224	29.120	1:22.344 (3)	86.52	0.252	14:34:53.604	
4 -	53.337	28.933	1:22.270 (2)	86.60	0.178	14:36:15.874	
5 -	53.281	29.463	1:22.744	86.10	0.652	14:37:38.618	
6 -	53.284	28.808	1:22.092 (1)	86.78		14:39:00.710	
7 -	53.583	29.890	1:23.473	85.35	1.381	14:40:24.183	
8 -	53.475	29.239	1:22.714	86.13	0.622	14:41:46.897	

P18 111 R		Darren O'LEARY		Suzuki SV650 - Pompey Motorcycle Racing			
IDEAL LAP TIME : 1:22.859		BEST LAP TIME : 1:22.920		DIFFERENCE : 0.061			
LAP	SECTOR 1	SECTOR 2	LAP TIME	MPH	DIFF	TIME OF DAY	
1 -		29.480	1:29.239	79.83	6.319	14:32:08.700	
2 -	53.749	29.476	1:23.225 (3)	85.60	0.305	14:33:31.925	
3 -	53.383	29.537	1:22.920 (1)	85.92		14:34:54.845	
4 -	53.538	29.560	1:23.098 (2)	85.73	0.178	14:36:17.943	
5 -	53.965	29.699	1:23.664	85.15	0.744	14:37:41.607	
6 -	53.909	29.862	1:23.771	85.04	0.851	14:39:05.378	
7 -	53.696	29.705	1:23.401	85.42	0.481	14:40:28.779	
8 -	54.031	30.974	1:25.005	83.81	2.085	14:41:53.784	

P19 66		Andrew HARRISON		Kawasaki ZX6R - Harrison Engineering			
IDEAL LAP TIME : 1:22.872		BEST LAP TIME : 1:22.903		DIFFERENCE : 0.031			
LAP	SECTOR 1	SECTOR 2	LAP TIME	MPH	DIFF	TIME OF DAY	
1 -		29.382	1:32.298	77.19	9.395	14:32:11.759	
2 -	56.239	29.367	1:25.606	83.22	2.703	14:33:37.365	
3 -	55.815	28.841	1:24.656	84.15	1.753	14:35:02.021	
4 -	55.201	28.701	1:23.902	84.91	0.999	14:36:25.923	
5 -	55.517	29.111	1:24.628	84.18	1.725	14:37:50.551	
6 -	54.804	28.924	1:23.728 (3)	85.09	0.825	14:39:14.279	
7 -	54.278	29.114	1:23.392 (2)	85.43	0.489	14:40:37.671	
8 -	54.171	28.732	1:22.903 (1)	85.93		14:42:00.574	

P20 40		Simon WILKINSON		Suzuki SV650 - S P Wilkinson Engineering Ltd			
IDEAL LAP TIME : 1:23.741		BEST LAP TIME : 1:23.741		DIFFERENCE : 0.000			
LAP	SECTOR 1	SECTOR 2	LAP TIME	MPH	DIFF	TIME OF DAY	
1 -		29.835	1:30.668	78.57	6.927	14:32:10.129	
2 -	54.562	29.721	1:24.283 (2)	84.53	0.542	14:33:34.412	
3 -	54.960	29.883	1:24.843	83.97	1.102	14:34:59.255	
4 -	55.425	30.012	1:25.437	83.39	1.696	14:36:24.692	
5 -	54.730	29.925	1:24.655	84.16	0.914	14:37:49.347	
6 -	54.928	29.907	1:24.835	83.98	1.094	14:39:14.182	
7 -	54.814	29.800	1:24.614 (3)	84.20	0.873	14:40:38.796	
8 -	54.142	29.599	1:23.741 (1)	85.07		14:42:02.537	

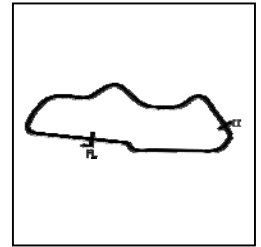
Weather / Track : Cloudy / Dry

Donington Park National
Circuit Length = 1.9790 miles
Start: 14:30 Flag 14:40 End: 14:42

BMCRC - MRO Championships 2020 - Rnd 3 @ Donington Park National

BMCRC Thunderbike Sport

RACE 8 - SECTOR ANALYSIS



SECTOR 1 = FL to I1, SECTOR 2 = I1 to FL, DIFF = Difference To Personal Best Lap, P = Crossed Finish Line in Pit Lane, D = Time Disallowed

P21 26	Lydia THOMPSON	Yamaha YZF-R6 - Flintstone Racing - David Simons Tuning
IDEAL LAP TIME : 1:21.670	BEST LAP TIME : 1:21.872	DIFFERENCE : 0.202

LAP	SECTOR 1	SECTOR 2	LAP TIME	MPH	DIFF	TIME OF DAY
1 -		29.519	1:28.159	80.81	6.287	14:32:07.620
2 -	53.613	28.699	1:22.312	86.55	0.440	14:33:29.932
3 -	53.425	28.447	1:21.872 (1)	87.02		14:34:51.804
4 -	53.802	28.341	1:22.143 (3)	86.73	0.271	14:36:13.947
5 -	53.329	28.705	1:22.034 (2)	86.84	0.162	14:37:35.981
6 -	54.115	28.425	1:22.540	86.31	0.668	14:38:58.521
7 -	53.651	54.050	1:47.701	66.15	25.829	14:40:46.222
8 -	54.514	28.817	1:23.331	85.49	1.459	14:42:09.553

P22 49 R	Oli CHAYTOR	Yamaha R6 - PearTree Racing
IDEAL LAP TIME : 1:22.743	BEST LAP TIME : 1:22.743	DIFFERENCE : 0.000

LAP	SECTOR 1	SECTOR 2	LAP TIME	MPH	DIFF	TIME OF DAY
1 -		31.357	1:36.186	74.07	13.443	14:32:15.647
2 -	56.588	31.196	1:27.784	81.16	5.041	14:33:43.431
3 -	56.016	30.033	1:26.049	82.79	3.306	14:35:09.480
4 -	55.024	29.637	1:24.661 (3)	84.15	1.918	14:36:34.141
5 -	55.608	29.394	1:25.002	83.81	2.259	14:37:59.143
6 -	54.886	29.419	1:24.305 (2)	84.51	1.562	14:39:23.448
7 -	55.547	29.947	1:25.494	83.33	2.751	14:40:48.942
8 -	53.611	29.132	1:22.743 (1)	86.10		14:42:11.685

P23 23	Claire BECKETT	Suzuki SV650 - P Sheils & Sons
IDEAL LAP TIME : 1:24.334	BEST LAP TIME : 1:25.086	DIFFERENCE : 0.752

LAP	SECTOR 1	SECTOR 2	LAP TIME	MPH	DIFF	TIME OF DAY
1 -		29.834	1:30.226	78.96	5.140	14:32:09.687
2 -	54.500	30.586	1:25.086 (1)	83.73		14:33:34.773
3 -	55.639	30.221	1:25.860 (3)	82.97	0.774	14:35:00.633
4 -	55.397	31.019	1:26.416	82.44	1.330	14:36:27.049
5 -	57.348	30.533	1:27.881	81.07	2.795	14:37:54.930
6 -	57.100	30.793	1:27.893	81.06	2.807	14:39:22.823
7 -	55.850	30.874	1:26.724	82.15	1.638	14:40:49.547
8 -	55.543	30.244	1:25.787 (2)	83.05	0.701	14:42:15.334

P24 63	Steve SMULOVIC	Suzuki SV650 - SFC Racing
IDEAL LAP TIME : 1:25.935	BEST LAP TIME : 1:26.362	DIFFERENCE : 0.427

LAP	SECTOR 1	SECTOR 2	LAP TIME	MPH	DIFF	TIME OF DAY
1 -		30.639	1:34.540	75.36	8.178	14:32:14.001
2 -	57.259	30.700	1:27.959	80.99	1.597	14:33:41.960
3 -	56.680	31.470	1:28.150	80.82	1.788	14:35:10.110
4 -	55.766	30.596	1:26.362 (1)	82.49		14:36:36.472
5 -	56.819	30.169	1:26.988	81.90	0.626	14:38:03.460
6 -	56.062	30.760	1:26.822 (3)	82.06	0.460	14:39:30.282
7 -	56.066	30.560	1:26.626 (2)	82.24	0.264	14:40:56.908

P25 333 R	Mark STUBBERFIELD	Suzuki SV650 SUPERTWIN -
IDEAL LAP TIME : 1:27.990	BEST LAP TIME : 1:27.990	DIFFERENCE : 0.000

LAP	SECTOR 1	SECTOR 2	LAP TIME	MPH	DIFF	TIME OF DAY
1 -		31.079	1:35.466	74.62	7.476	14:32:14.927
2 -	57.215	30.981	1:28.196 (2)	80.78	0.206	14:33:43.123
3 -	57.209	30.781	1:27.990 (1)	80.97		14:35:11.113
4 -	57.732	31.200	1:28.932 (3)	80.11	0.942	14:36:40.045
5 -	1:00.241	31.491	1:31.732	77.66	3.742	14:38:11.777
6 -	59.635	32.013	1:31.648	77.73	3.658	14:39:43.425
7 -	58.754	30.888	1:29.642	79.47	1.652	14:41:13.067

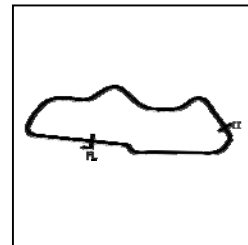
Weather / Track : Cloudy / Dry

Donington Park National
Circuit Length = 1.9790 miles
Start: 14:30 Flag 14:40 End: 14:42

BMCRC - MRO Championships 2020 - Rnd 3 @ Donington Park National

BMCRC Thunderbike Sport

RACE 8 - SECTOR ANALYSIS



SECTOR 1 = FL to I1, SECTOR 2 = I1 to FL, DIFF = Difference To Personal Best Lap, P = Crossed Finish Line in Pit Lane, D = Time Disallowed

P26 139		Rob MARLEY		Honda CBR600F3 - PearTree Racing		
IDEAL LAP TIME : 1:28.600		BEST LAP TIME : 1:28.870		DIFFERENCE : 0.270		
LAP	SECTOR 1	SECTOR 2	LAP TIME	MPH	DIFF	TIME OF DAY
1 -		33.242	1:36.895	73.52	8.025	14:32:16.356
2 -	58.842	31.735	1:30.577	78.65	1.707	14:33:46.933
3 -	57.720	31.158	1:28.878 (2)	80.16	0.008	14:35:15.811
4 -	57.741	31.799	1:29.540 (3)	79.56	0.670	14:36:45.351
5 -	57.442	31.428	1:28.870 (1)	80.16		14:38:14.221
6 -	59.152	31.216	1:30.368	78.84	1.498	14:39:44.589
7 -	58.767	31.505	1:30.272	78.92	1.402	14:41:14.861

P27 115		Albert WILLISHER		Suzuki GSXR600 K5 - willsher machinery ltd		
IDEAL LAP TIME : 1:28.378		BEST LAP TIME : 1:28.378		DIFFERENCE : 0.000		
LAP	SECTOR 1	SECTOR 2	LAP TIME	MPH	DIFF	TIME OF DAY
1 -		31.637	1:36.496	73.83	8.118	14:32:15.957
2 -	58.872	31.384	1:30.256	78.93	1.878	14:33:46.213
3 -	57.860	30.518	1:28.378 (1)	80.61		14:35:14.591
4 -	58.657	30.570	1:29.227 (2)	79.84	0.849	14:36:43.818
5 -	58.515	31.129	1:29.644 (3)	79.47	1.266	14:38:13.462
6 -	59.036	31.410	1:30.446	78.77	2.068	14:39:43.908
7 -	59.162	31.897	1:31.059	78.24	2.681	14:41:14.967

P28 138 R		Craig JARMIN		Suzuki SV650 -		
IDEAL LAP TIME : 1:28.984		BEST LAP TIME : 1:29.590		DIFFERENCE : 0.606		
LAP	SECTOR 1	SECTOR 2	LAP TIME	MPH	DIFF	TIME OF DAY
1 -		31.940	1:38.693	72.18	9.103	14:32:18.154
2 -	1:00.451	31.744	1:32.195	77.27	2.605	14:33:50.349
3 -	59.651	32.028	1:31.679	77.71	2.089	14:35:22.028
4 -	59.459	31.771	1:31.230 (3)	78.09	1.640	14:36:53.258
5 -	58.213	31.377	1:29.590 (1)	79.52		14:38:22.848
6 -	59.624	32.877	1:32.501	77.02	2.911	14:39:55.349
7 -	57.607	32.052	1:29.659 (2)	79.46	0.069	14:41:25.008

P29 88		David COURT		Kawasaki NINJA 300 -		
IDEAL LAP TIME : 1:30.291		BEST LAP TIME : 1:30.666		DIFFERENCE : 0.375		
LAP	SECTOR 1	SECTOR 2	LAP TIME	MPH	DIFF	TIME OF DAY
1 -		32.543	1:38.424	72.38	7.758	14:32:17.885
2 -	59.348	32.303	1:31.651	77.73	0.985	14:33:49.536
3 -	58.315	32.351	1:30.666 (1)	78.58		14:35:20.202
4 -	58.669	32.470	1:31.139 (3)	78.17	0.473	14:36:51.341
5 -	58.669	32.342	1:31.011 (2)	78.28	0.345	14:38:22.352
6 -	59.380	32.437	1:31.817	77.59	1.151	14:39:54.169
7 -	57.988	34.338	1:32.326	77.16	1.660	14:41:26.495

P30 272 R		Christopher COWAN		Suzuki SV650 - IMP Racing International		
IDEAL LAP TIME : 1:29.904		BEST LAP TIME : 1:30.039		DIFFERENCE : 0.135		
LAP	SECTOR 1	SECTOR 2	LAP TIME	MPH	DIFF	TIME OF DAY
1 -		32.089	1:39.393	71.68	9.354	14:32:18.854
2 -	1:00.884	31.298	1:32.182	77.28	2.143	14:33:51.036
3 -	1:01.027	31.826	1:32.853	76.73	2.814	14:35:23.889
4 -	1:00.541	31.773	1:32.314	77.17	2.275	14:36:56.203
5 -	1:00.424	30.886	1:31.310 (3)	78.02	1.271	14:38:27.513
6 -	59.018	31.681	1:30.699 (2)	78.55	0.660	14:39:58.212
7 -	59.121	30.918	1:30.039 (1)	79.12		14:41:28.251

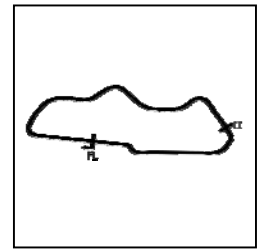
Weather / Track : Cloudy / Dry

Donington Park National
Circuit Length = 1.9790 miles
Start: 14:30 Flag 14:40 End: 14:42

BMCRC - MRO Championships 2020 - Rnd 3 @ Donington Park National

BMCRC Thunderbike Sport

RACE 8 - SECTOR ANALYSIS



SECTOR 1 = FL to I1, SECTOR 2 = I1 to FL, DIFF = Difference To Personal Best Lap, P = Crossed Finish Line in Pit Lane, D = Time Disallowed

P31 140		Tom SPALDING		Suzuki SV 650 -		
IDEAL LAP TIME : 1:30.855		BEST LAP TIME : 1:31.021		DIFFERENCE : 0.166		
LAP	SECTOR 1	SECTOR 2	LAP TIME	MPH	DIFF	TIME OF DAY
1 -		32.574	1:38.248	72.51	7.227	14:32:17.709
2 -	1:00.436	32.641	1:33.077	76.54	2.056	14:33:50.786
3 -	59.698	33.129	1:32.827	76.75	1.806	14:35:23.613
4 -	59.702	32.556	1:32.258 (3)	77.22	1.237	14:36:55.871
5 -	59.547	32.876	1:32.423	77.08	1.402	14:38:28.294
6 -	58.840	32.193	1:31.033 (2)	78.26	0.012	14:39:59.327
7 -	59.006	32.015	1:31.021 (1)	78.27		14:41:30.348

P32 114		Samuel SNELLING		Honda CBR600 RR -		
IDEAL LAP TIME : 1:39.366		BEST LAP TIME : 1:40.578		DIFFERENCE : 1.212		
LAP	SECTOR 1	SECTOR 2	LAP TIME	MPH	DIFF	TIME OF DAY
1 -		33.996	1:45.100	67.78	4.522	14:32:24.561
2 -	1:05.370	35.208	1:40.578 (1)	70.83		14:34:05.139

Weather / Track : Cloudy / Dry

Results can be found at www.tsl-timing.com

Page 8 of 8

Donington Park National
Circuit Length = 1.9790 miles
Start: 14:30 Flag 14:40 End: 14:42

Printed - 14:43 Saturday, 05 September 2020

BMCRC - MRO Championships 2020 - Rnd 3 @ Donington Park National

BMCRC Thunderbike Sport

RACE 8 - BEST SECTORS

SECTOR 1			SECTOR 2			IDEAL / BEST COMPARISON						
POS	NO	NAME	TIME	NO	NAME	TIME	POS	NO	NAME	IDEAL	BEST	DIFF
									PERFECT LAP	1:15.303		
1	152	FRICKER	48.838	624	FEDRICK	26.465	1	152	FRICKER	1:15.486	1:15.486	0.000
2	961	SIM	48.965	12	BLOCH	26.562	2	624	FEDRICK	1:15.671	1:15.763	0.092
3	624	FEDRICK	49.206	152	FRICKER	26.648	3	961	SIM	1:15.800	1:16.017	0.217
4	12	BLOCH	49.258	961	SIM	26.835	4	12	BLOCH	1:15.820	1:16.011	0.191
5	82	HINNELLS	49.628	121	MARSH	26.850	5	82	HINNELLS	1:16.889	1:16.982	0.093
6	38	REVELEY	49.874	84	BRANCO	26.970	6	38	REVELEY	1:16.909	1:17.025	0.116
7	90	WATSON	49.948	38	REVELEY	27.035	7	121	MARSH	1:17.080	1:17.080	0.000
8	84	BRANCO	50.142	90	WATSON	27.167	8	84	BRANCO	1:17.112	1:17.175	0.063
9	121	MARSH	50.230	164	SALTMER	27.240	9	90	WATSON	1:17.115	1:17.125	0.010
10	164	SALTMER	50.251	82	HINNELLS	27.261	10	164	SALTMER	1:17.491	1:17.520	0.029
11	48	WALLIS	51.080	191	SEATH	27.451	11	48	WALLIS	1:18.548	1:18.548	0.000
12	191	SEATH	51.110	48	WALLIS	27.468	12	191	SEATH	1:18.561	1:18.745	0.184
13	94	SAINT	51.430	94	SAINT	27.717	13	94	SAINT	1:19.147	1:19.257	0.110
14	351	DIGBY-BAKER	51.438	351	DIGBY-BAKER	27.904	14	351	DIGBY-BAKER	1:19.342	1:19.355	0.013
15	50	ROBSON	52.505	50	ROBSON	28.155	15	50	ROBSON	1:20.660	1:20.660	0.000
16	96	GREGORY	52.639	26	THOMPSON	28.341	16	96	GREGORY	1:21.507	1:21.554	0.047
17	71	CLUNE	53.224	66	HARRISON	28.701	17	26	THOMPSON	1:21.670	1:21.872	0.202
18	26	THOMPSON	53.329	71	CLUNE	28.808	18	71	CLUNE	1:22.032	1:22.092	0.060
19	111	O'LEARY	53.383	96	GREGORY	28.868	19	49	CHAYTOR	1:22.743	1:22.743	0.000
20	49	CHAYTOR	53.611	49	CHAYTOR	29.132	20	111	O'LEARY	1:22.859	1:22.920	0.061
21	40	WILKINSON	54.142	111	O'LEARY	29.476	21	66	HARRISON	1:22.872	1:22.903	0.031
22	66	HARRISON	54.171	40	WILKINSON	29.599	22	40	WILKINSON	1:23.741	1:23.741	0.000
23	23	BECKETT	54.500	23	BECKETT	29.834	23	23	BECKETT	1:24.334	1:25.086	0.752
24	63	SMULOVIC	55.766	63	SMULOVIC	30.169	24	63	SMULOVIC	1:25.935	1:26.362	0.427
25	333	STUBBERFIELD	57.209	115	WILLSHER	30.518	25	333	STUBBERFIELD	1:27.990	1:27.990	0.000
26	139	MARLEY	57.442	333	STUBBERFIELD	30.781	26	115	WILLSHER	1:28.378	1:28.378	0.000
27	138	JARMIN	57.607	272	COWAN	30.886	27	139	MARLEY	1:28.600	1:28.870	0.270
28	115	WILLSHER	57.860	139	MARLEY	31.158	28	138	JARMIN	1:28.984	1:29.590	0.606
29	88	COURT	57.988	138	JARMIN	31.377	29	272	COWAN	1:29.904	1:30.039	0.135
30	140	SPALDING	58.840	140	SPALDING	32.015	30	88	COURT	1:30.291	1:30.666	0.375
31	272	COWAN	59.018	88	COURT	32.303	31	140	SPALDING	1:30.855	1:31.021	0.166
32	114	SNELLING	1:05.370	114	SNELLING	33.996	32	114	SNELLING	1:39.366	1:40.578	1.212

Weather / Track : Cloudy / Dry

Results can be found at www.tsl-timing.com

Donington Park National
 Circuit Length = 1.9790 miles
 Start: 14:30 Flag 14:40 End: 14:42

Printed - 14:43 Saturday, 05 September 2020

BMCRC - MRO Championships 2020 - Rnd 3 @ Donington Park National

BMCRC Thunderbike Sport

RACE 8 - STATISTICS

Competitors Started 32
Planned Start 2020-09-05 @ 14:20:00.000
Actual Start 2020-09-05 @ 14:30:39.460
Finish Time 2020-09-05 @ 14:40:54.436
Track Length 1.9790mi.
Total Laps 242
Total Distance Covered 478.9342mi.

Session Fastest Lap History

NO	CL	NAME	LAP TIME	TIME OF DAY	LAP	VEHICLE
961		Jack SIM	1:16.939	14:33:17.256	2	Yamaha R6
152		Elliot FRICKER	1:16.180	14:33:17.764	2	Honda CBR600
624		Matthew FEDRICK	1:15.916	14:35:50.656	4	Yamaha R6
152		Elliot FRICKER	1:15.486	14:40:54.454	8	Honda CBR600

Session Leader History

NO	CL	NAME	FROM LAP	LAPS LED	DISTANCE	VEHICLE
961		Jack SIM	1	5	9.85 miles	Yamaha R6
152		Elliot FRICKER	6	3	5.93 miles	Honda CBR600

Flag History

TYPE	TIME OF DAY
GREEN	14:30:39.460
FINISH	14:40:54.436

Flag Statistics

TYPE	COUNT	TOTAL LAPS	TOTAL TIME
Green	1	8	11:39.716
Red	0	0	0.000
Safety Car	0	0	0.000
FCY	0	0	0.000

BMCRC - MRO Championships 2020 - Rnd 3 @ Donington Park National

BMCRC Thunderbike Sport

RACE 8 - STATISTICS

CLASS :

27 Starters

Fastest Lap History

NO	NAME	LAP TIME	TIME OF DAY	LAP	VEHICLE
961	Jack SIM	1:16.939	14:33:17.256	2	Yamaha R6
152	Elliot FRICKER	1:16.180	14:33:17.764	2	Honda CBR600
624	Matthew FEDRICK	1:15.916	14:35:50.656	4	Yamaha R6
152	Elliot FRICKER	1:15.486	14:40:54.454	8	Honda CBR600

Leader History

NO	NAME	FROM LAP	LAPS LED	DISTANCE	VEHICLE
961	Jack SIM	1	5	9.85 miles	Yamaha R6
152	Elliot FRICKER	6	3	5.93 miles	Honda CBR600

BMCRC - MRO Championships 2020 - Rnd 3 @ Donington Park National

BMCRC Thunderbike Sport

RACE 8 - STATISTICS

CLASS : R

5 Starters

Fastest Lap History

NO	NAME	LAP TIME	TIME OF DAY	LAP	VEHICLE
111	Darren O'LEARY	1:23.225	14:33:31.945	2	Suzuki SV650
111	Darren O'LEARY	1:22.920	14:34:54.865	3	Suzuki SV650
49	Oli CHAYTOR	1:22.743	14:42:11.688	8	Yamaha R6

Leader History

NO	NAME	FROM LAP	LAPS LED	DISTANCE	VEHICLE
111	Darren O'LEARY	1	8	15.79 miles	Suzuki SV650

BMCRC - MRO Championships 2020 - Rnd 3 @ Donington Park National



BMCRC Thunderbike Sport

RACE 19 - GRID (8 Laps)

ROW 11	33		32	12 Cedric BLOCH	31	624 Matthew FEDRICK
ROW 10	30	1:40.578 114 Samuel SNELLING	29	1:31.021 140 Tom SPALDING	28	1:30.666 88 David COURT
ROW 9	27	1:30.039 272 Christopher COWAN	26	1:29.590 138 Craig JARMIN	25	1:28.870 139 Rob MARLEY
ROW 8	24	1:28.378 115 Albert WILLISHER	23	1:27.990 333 Mark STUBBERFIELD	22	1:26.362 63 Steve SMULOVIC
ROW 7	21	1:25.086 23 Claire BECKETT	20	1:23.741 40 Simon WILKINSON	19	1:22.920 111 Darren O'LEARY
ROW 6	18	1:22.903 66 Andrew HARRISON	17	1:22.743 49 Oli CHAYTOR	16	1:22.092 71 Colin CLUNE
ROW 5	15	1:21.872 26 Lydia THOMPSON	14	1:21.554 96 Neil GREGORY	13	1:20.660 50 Paul ROBSON
ROW 4	12	1:19.355 351 Sam DIGBY-BAKER	11	1:19.257 94 Steve SAINT	10	1:18.745 191 James SEATH
ROW 3	9	1:18.548 48 Shaun WALLIS	8	1:17.520 164 Robert SALTMER	7	1:17.175 84 Ricardo BRANCO
ROW 2	6	1:17.125 90 Edward WATSON	5	1:17.080 121 Roger MARSH	4	1:17.025 38 James REVELEY
ROW 1	3	1:16.982 82 Matt HINNELLS	2	1:16.017 961 Jack SIM	1	1:15.486 152 Elliot FRICKER

Pole

Donington Park National
Circuit Length = 1.9790 miles

These results are provisional until the conclusion of any judicial and technical matters.

Clerk Of Course :	Steward :	Timekeeper :
-------------------	-----------	--------------

Results can be found at www.tsl-timing.com

Printed - 15:38 Saturday, 05 September 2020



BMCRC - MRO Championships 2020 - Rnd 3 @ Donington Park National



BMCRC Thunderbike Sport

RACE 19 - CLASSIFICATION

POS	NO	CL	PIC NAME	ENTRY	LAPS	TIME	GAP	DIFF	MPH	BEST	ON
1	152		1 Elliot FRICKER	Honda CBR600 - Ride in bike tyres	8	10:18.974			91.86	1:16.383	5
2	961		2 Jack SIM	Yamaha R6 - ALLIUM by David stead Landscapes /	8	10:21.488	2.514	2.514	91.49	1:16.323	5
3	12		3 Cedric BLOCH	Kawasaki ZX6R - Brigit's Group & SDC Performance	8	10:25.364	6.390	3.876	90.92	1:16.441	5
4	84		4 Ricardo BRANCO	Yamaha R6 - IMP Racing	8	10:28.373	9.399	3.009	90.48	1:17.461	5
5	164		5 Robert SALTMER	Kawasaki ZX6R - Capital Concrete Ltd	8	10:30.017	11.043	1.644	90.25	1:17.874	2
6	38		6 James REVELEY	Yamaha R6 - PCN Racing	8	10:30.191	11.217	0.174	90.22	1:16.833	5
7	82		7 Matt HINNELLS	Honda CBR600F - BD Racing	8	10:31.749	12.775	1.558	90.00	1:17.600	5
8	90		8 Edward WATSON	Yamaha R6 - Motorsportdays.com TEA Time Racing	8	10:34.838	15.864	3.089	89.56	1:18.077	3
9	48		9 Shaun WALLIS	Yamaha R6 - MBC Despatch Racing	8	10:43.711	24.737	8.873	88.33	1:18.697	4
10	624		10 Matthew FEDRICK	Yamaha R6 - Matthew Fedrick carriers Ltd	8	10:47.466	28.492	3.755	87.82	1:17.476	8
11	351		11 Sam DIGBY-BAKER	Yamaha R6 -	8	10:52.457	33.483	4.991	87.14	1:20.464	3
12	191		12 James SEATH	Kawasaki ZX6-RR - Ovenden Earthmoving	8	11:06.457	47.483	14.000	85.31	1:21.702	4
13	50		13 Paul ROBSON	Kawasaki ZX6R - RBProperty services & Environmen	8	11:08.900	49.926	2.443	85.00	1:22.360	5
14	26		14 Lydia THOMPSON	Yamaha YZF-R6 - Flintstone Racing - David Simons	8	11:10.946	51.972	2.046	84.74	1:22.499	3
15	96		15 Neil GREGORY	Ducati MONSTER - SNC Scaffolding	8	11:13.464	54.490	2.518	84.43	1:21.982	5
16	71		16 Colin CLUNE	Suzuki SV650 -	8	11:16.659	57.685	3.195	84.03	1:23.045	3
17	40		17 Simon WILKINSON	Suzuki SV650 - S P Wilkinson Engineering Ltd	8	11:22.953	1:03.979	6.294	83.25	1:23.771	5
18	111	R	1 Darren O'LEARY	Suzuki SV650 - Pompey Motorcycle Racing	8	11:28.651	1:09.677	5.698	82.56	1:23.547	2
19	23		18 Claire BECKETT	Suzuki SV650 - P Sheils & Sons	8	11:41.284	1:22.310	12.633	81.08	1:25.292	2
20	94		19 Steve SAINT	Yamaha 600 HYBRID - me	8	11:47.068	1:28.094	5.784	80.41	1:20.883	2
21	49	R	2 Oli CHAYTOR	Yamaha R6 - PearTree Racing	7	10:20.951	1 Lap	1 Lap	80.09	1:26.182	7
22	115		20 Albert WILLISHER	Suzuki GSXR600 K5 - willsher machinery ltd	7	10:21.106	1 Lap	0.155	80.07	1:25.559	7
23	63		21 Steve SMULOVIC	Suzuki SV650 - SFC Racing	7	10:23.001	1 Lap	1.895	79.83	1:27.080	7
24	139		22 Rob MARLEY	Honda CBR600F3 - PearTree Racing	7	10:24.109	1 Lap	1.108	79.69	1:26.459	6
25	138	R	3 Craig JARMIN	Suzuki SV650 -	7	11:02.267	1 Lap	38.158	75.09	1:32.835	2
26	272	R	4 Christopher COWAN	Suzuki SV650 - IMP Racing International	7	11:21.600	1 Lap	19.333	72.96	1:35.564	2

NOT CLASSIFIED

DNF	121		Roger MARSH	Honda CBR600 -	7	9:21.834	1 Lap		88.52	1:17.017	5
DNF	333	R	Mark STUBBERFIELD	Suzuki SV650 SUPERTWIN -	5	8:18.763	3 Laps	2 Laps	71.14	1:32.333	3
DNF	66		Andrew HARRISON	Kawasaki ZX6R - Harrison Engineering	3	4:55.691	5 Laps	2 Laps	71.82	1:28.943	2

FASTEST LAP

961			Jack SIM	Yamaha R6 - ALLIUM by David stead Landscapes /	5	1:16.323			93.34 mph	150.22 kph
111	R		Darren O'LEARY	Suzuki SV650 - Pompey Motorcycle Racing	2	1:23.547			85.27 mph	137.24 kph

Class - 92.5% of Race Speed = 84.97 mph
 Class R - 92.5% of Race Speed = 76.36 mph

Donington Park National
 Circuit Length = 1.9790 miles
 Start: 18:38 Flag 18:49 End: 18:50

Weather / Track : Cloudy / Dry

These results are provisional until the conclusion of any judicial and technical matters.

Clerk Of Course :	Steward :	Timekeeper :
-------------------	-----------	--------------

Results can be found at www.tsl-timing.com

Printed - 18:50 Saturday, 05 September 2020



BMCRC - MRO Championships 2020 - Rnd 3 @ Donington Park National

BMCRC Thunderbike Sport

RACE 19 - LAP CHART

LAP 1 @ 18:40:07.735			LAP 3 @ 18:42:41.987			LAP 5 @ 18:45:15.436			LAP 8 @ 18:49:05.513		
NO	BEHIND	LAP TIME	NO	BEHIND	LAP TIME	NO	BEHIND	LAP TIME	NO	BEHIND	LAP TIME
961		1:21.196	961		1:17.196	961		1:16.323	12	6.187	1:16.473
152	0.043	1:21.239	152	0.507	1:17.294	152	0.194	1:16.383	38	7.626	1:18.169
84	0.373	1:21.569	121	2.767	1:17.915	121	3.380	1:17.017	84	8.154	1:17.668
121	0.665	1:21.861	84	2.848	1:18.250	38	3.700	1:16.833	164	8.885	1:18.060
164	1.281	1:22.477	38	3.095	1:17.909	84	5.441	1:17.461	82	10.644	1:18.634
38	1.398	1:22.594	164	3.388	1:18.485	164	5.868	1:17.998	90	13.375	1:18.918
90	1.916	1:23.112	82	4.526	1:18.127	12	6.151	1:16.441	121	19.549	1:29.132 P
82	2.090	1:23.286	90	4.966	1:18.077	82	6.678	1:17.600	48	21.029	1:20.652
48	2.282	1:23.478	12	6.237	1:16.444	90	8.519	1:18.689	138	1 Lap	1:32.917
94	4.519	1:25.715	48	6.430	1:19.556	48	10.988	1:19.310	624	27.705	1:18.101
351	5.643	1:26.839	351	12.711	1:20.464	351	21.197	1:20.948	351	29.485	1:20.652
12	6.363	1:27.559	191	17.943	1:22.053	624	25.141	1:17.875	191	41.410	1:24.194
191	6.680	1:27.876	26	19.084	1:22.499	191	28.594	1:22.398	272	1 Lap	1:37.515
71	6.876	1:28.072	71	19.115	1:23.045	26	30.896	1:22.613	50	44.151	1:22.797
96	8.077	1:29.273	50	19.732	1:22.836	50	31.539	1:22.360	26	45.371	1:24.362
50	8.168	1:29.364	96	20.765	1:23.112	71	32.962	1:23.903	96	47.301	1:23.136
26	8.267	1:29.463	624	22.162	1:18.530	96	33.239	1:21.982	71	48.879	1:24.546
23	9.296	1:30.492	111	23.309	1:24.384	111	38.942	1:24.579	40	56.002	1:25.267
111	9.630	1:30.826	40	25.291	1:24.720	40	39.818	1:23.771	111	57.283	1:26.253
40	10.024	1:31.220	23	27.686	1:27.350	94	44.624	1:24.695	94	1:06.710	1:27.300
66	12.513	1:33.709	94	30.078	1:38.928	23	47.886	1:26.474	23	1:06.924	1:26.160
49	13.030	1:34.226	63	36.891	1:28.338	49	59.028	1:26.567	LAP 6 @ 18:46:32.092		
333	13.591	1:34.787	115	37.495	1:28.306	63	59.746	1:28.011	NO BEHIND LAP TIME		
63	14.006	1:35.202	49	38.167	1:27.609	115	1:00.996	1:27.461	152		1:16.689
115	14.260	1:35.456	139	39.017	1:27.759	139	1:01.903	1:27.359	49	1 Lap	1:26.182
139	15.850	1:37.046	333	47.340	1:32.333	LAP 7 @ 18:47:48.824			115	1 Lap	1:25.559
138	17.154	1:38.350	138	51.647	1:35.910	NO BEHIND LAP TIME			961	2.514	1:17.461
624	17.941	1:39.137	272	56.631	1:35.625	152		1:16.462	63	1 Lap	1:27.080
272	19.694	1:40.890	66	1:00.243	1:53.039 P	961	0.896	1:17.552	139	1 Lap	1:26.850
LAP 2 @ 18:41:24.791			LAP 4 @ 18:43:59.113			LAP 6 @ 18:46:32.092			12	6.390	1:16.892
NO BEHIND LAP TIME			NO BEHIND LAP TIME			NO BEHIND LAP TIME			84	9.399	1:17.934
961		1:17.056	961		1:17.126	152		1:16.462	164	11.043	1:18.847
152	0.409	1:17.422	152	0.134	1:16.753	961	0.896	1:17.552	38	11.217	1:20.280
84	1.794	1:18.477	121	2.686	1:17.045	38	6.189	1:19.145	82	12.775	1:18.820
121	2.048	1:18.439	38	3.190	1:17.221	12	6.446	1:16.951	90	15.864	1:19.178
164	2.099	1:17.874	164	4.193	1:17.931	121	7.149	1:20.425	48	24.737	1:20.397
38	2.382	1:18.040	84	4.303	1:18.581	84	7.218	1:18.433	624	28.492	1:17.476
82	3.595	1:18.561	82	5.401	1:18.001	164	7.557	1:18.345	351	33.483	1:20.687
48	4.070	1:18.844	12	6.033	1:16.922	82	8.742	1:18.720	138	1 Lap	1:33.317
90	4.085	1:19.225	90	6.153	1:18.313	138	1 Lap	1:34.893	191	47.483	1:22.762
12	6.989	1:17.682	48	8.001	1:18.697	90	11.189	1:19.326	50	49.926	1:22.464
94	8.346	1:20.883	351	16.572	1:20.987	48	17.109	1:22.777	26	51.972	1:23.290
351	9.443	1:20.856	191	22.519	1:21.702	272	1 Lap	1:38.579	96	54.490	1:23.878
191	13.086	1:23.462	624	23.589	1:18.553	351	25.565	1:21.024	71	57.685	1:25.495
71	13.266	1:23.446	26	24.606	1:22.648	624	26.336	1:17.851	272	1 Lap	1:37.803
26	13.781	1:22.570	71	25.382	1:23.393	333	1 Lap	2:02.185	40	1:03.979	1:24.666
50	14.092	1:22.980	50	25.502	1:22.896	191	33.948	1:22.010	111	1:09.677	1:29.083
96	14.849	1:23.828	96	27.580	1:23.941	26	37.741	1:23.501	23	1:22.310	1:32.075
111	16.121	1:23.547	111	30.686	1:24.503	50	38.086	1:23.203	94	1:28.094	1:38.073
23	17.532	1:25.292	40	32.370	1:24.205	96	40.897	1:24.314	LAP 8 @ 18:49:05.513		
40	17.767	1:24.799	94	36.252	1:23.300	71	41.065	1:24.759	NO BEHIND LAP TIME		
624	20.828	1:19.943	23	37.735	1:27.175	40	47.467	1:24.305	152		1:16.689
66	24.400	1:28.943	63	48.058	1:28.293	111	47.762	1:25.476	49	1 Lap	1:26.182
63	25.749	1:28.799	49	48.784	1:27.743	94	56.142	1:28.174	115	1 Lap	1:25.559
115	26.385	1:29.181	115	49.858	1:29.489	23	57.496	1:26.266	961	2.514	1:17.461
49	27.754	1:31.780	139	50.867	1:28.976	49	1:09.216	1:26.844	63	1 Lap	1:27.080
139	28.454	1:29.660	333	1:04.004	1:33.790	115	1:09.994	1:25.654	139	1 Lap	1:26.850
333	32.203	1:35.668	138	1:08.566	1:34.045	63	1:10.368	1:27.278	12	6.390	1:16.892
138	32.933	1:32.835	272	1:15.129	1:35.624	139	1:11.706	1:26.459	84	9.399	1:17.934
272	38.202	1:35.564	LAP 7 @ 18:47:48.824			LAP 8 @ 18:49:05.513			164	11.043	1:18.847
			NO BEHIND LAP TIME			NO BEHIND LAP TIME			38	11.217	1:20.280
			152 1:16.732			152 1:16.689			82	12.775	1:18.820
			961 1.742 1:17.578			49 1 Lap 1:26.182			90	15.864	1:19.178

Weather / Track : Cloudy / Dry

Results can be found at www.tsl-timing.com

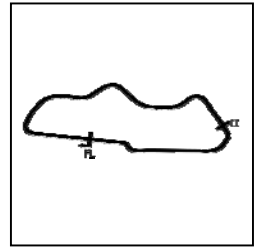
Donington Park National
Circuit Length = 1.9790 miles
Start: 18:38 Flag 18:49 End: 18:50

Printed - 18:51 Saturday, 05 September 2020

BMCRC - MRO Championships 2020 - Rnd 3 @ Donington Park National

BMCRC Thunderbike Sport

RACE 19 - SECTOR ANALYSIS



SECTOR 1 = FL to I1, SECTOR 2 = I1 to FL, DIFF = Difference To Personal Best Lap, P = Crossed Finish Line in Pit Lane, D = Time Disallowed

P1 152		Elliot FRICKER		Honda CBR600 - Ride in bike tyres		
IDEAL LAP TIME : 1:16.230		BEST LAP TIME : 1:16.383		DIFFERENCE : 0.153		
LAP	SECTOR 1	SECTOR 2	LAP TIME	MPH	DIFF	TIME OF DAY
1 -		27.479	1:21.239	87.69	4.856	18:40:07.778
2 -	50.410	27.012	1:17.422	92.02	1.039	18:41:25.200
3 -	49.965	27.329	1:17.294	92.17	0.911	18:42:42.494
4 -	50.058	26.695	1:16.753	92.82	0.370	18:43:59.247
5 -	49.778	26.605	1:16.383 (1)	93.27		18:45:15.630
6 -	49.795	26.667	1:16.462 (2)	93.17	0.079	18:46:32.092
7 -	49.690	27.042	1:16.732	92.85	0.349	18:47:48.824
8 -	49.625	27.064	1:16.689 (3)	92.90	0.306	18:49:05.513

P2 961		Jack SIM		Yamaha R6 - ALLIUM by David stead Landscapes / Platform Lift		
IDEAL LAP TIME : 1:16.323		BEST LAP TIME : 1:16.323		DIFFERENCE : 0.000		
LAP	SECTOR 1	SECTOR 2	LAP TIME	MPH	DIFF	TIME OF DAY
1 -		27.365	1:21.196	87.74	4.873	18:40:07.735
2 -	50.179	26.877	1:17.056 (2)	92.46	0.733	18:41:24.791
3 -	50.084	27.112	1:17.196	92.29	0.873	18:42:41.987
4 -	50.233	26.893	1:17.126 (3)	92.37	0.803	18:43:59.113
5 -	49.662	26.661	1:16.323 (1)	93.34		18:45:15.436
6 -	50.647	26.905	1:17.552	91.86	1.229	18:46:32.988
7 -	49.996	27.582	1:17.578	91.83	1.255	18:47:50.566
8 -	50.051	27.410	1:17.461	91.97	1.138	18:49:08.027

P3 12		Cedric BLOCH		Kawasaki ZX6R - Brigit's Group & SDC Performance		
IDEAL LAP TIME : 1:16.144		BEST LAP TIME : 1:16.441		DIFFERENCE : 0.297		
LAP	SECTOR 1	SECTOR 2	LAP TIME	MPH	DIFF	TIME OF DAY
1 -		28.519	1:27.559	81.36	11.118	18:40:14.098
2 -	50.722	26.960	1:17.682	91.71	1.241	18:41:31.780
3 -	49.542	26.902	1:16.444 (2)	93.20	0.003	18:42:48.224
4 -	49.389	27.533	1:16.922	92.62	0.481	18:44:05.146
5 -	49.686	26.755	1:16.441 (1)	93.20		18:45:21.587
6 -	50.097	26.854	1:16.951	92.58	0.510	18:46:38.538
7 -	49.420	27.053	1:16.473 (3)	93.16	0.032	18:47:55.011
8 -	49.980	26.912	1:16.892	92.65	0.451	18:49:11.903

P4 84		Ricardo BRANCO		Yamaha R6 - IMP Racing		
IDEAL LAP TIME : 1:17.461		BEST LAP TIME : 1:17.461		DIFFERENCE : 0.000		
LAP	SECTOR 1	SECTOR 2	LAP TIME	MPH	DIFF	TIME OF DAY
1 -		27.403	1:21.569	87.34	4.108	18:40:08.108
2 -	50.584	27.893	1:18.477	90.78	1.016	18:41:26.585
3 -	50.621	27.629	1:18.250	91.04	0.789	18:42:44.835
4 -	51.149	27.432	1:18.581	90.66	1.120	18:44:03.416
5 -	50.059	27.402	1:17.461 (1)	91.97		18:45:20.877
6 -	50.945	27.488	1:18.433	90.83	0.972	18:46:39.310
7 -	50.101	27.567	1:17.668 (2)	91.73	0.207	18:47:56.978
8 -	50.443	27.491	1:17.934 (3)	91.41	0.473	18:49:14.912

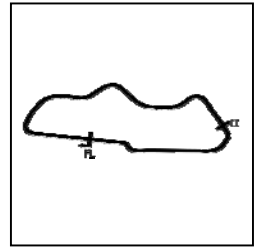
Weather / Track : Cloudy / Dry

Donington Park National
Circuit Length = 1.9790 miles
Start: 18:38 Flag 18:49 End: 18:50

BMCRC - MRO Championships 2020 - Rnd 3 @ Donington Park National

BMCRC Thunderbike Sport

RACE 19 - SECTOR ANALYSIS



SECTOR 1 = FL to I1, SECTOR 2 = I1 to FL, DIFF = Difference To Personal Best Lap, P = Crossed Finish Line in Pit Lane, D = Time Disallowed

P5 164		Robert SALTMER		Kawasaki ZX6R - Capital Concrete Ltd			
IDEAL LAP TIME : 1:17.546		BEST LAP TIME : 1:17.874		DIFFERENCE : 0.328			
LAP	SECTOR 1	SECTOR 2	LAP TIME	MPH	DIFF	TIME OF DAY	
1 -		27.452	1:22.477	86.38	4.603	18:40:09.016	
2 -	50.623	27.251	1:17.874 (1)	91.48		18:41:26.890	
3 -	51.010	27.475	1:18.485	90.77	0.611	18:42:45.375	
4 -	50.848	27.083	1:17.931 (2)	91.42	0.057	18:44:03.306	
5 -	50.741	27.257	1:17.998 (3)	91.34	0.124	18:45:21.304	
6 -	50.735	27.610	1:18.345	90.93	0.471	18:46:39.649	
7 -	50.463	27.597	1:18.060	91.27	0.186	18:47:57.709	
8 -	51.355	27.492	1:18.847	90.36	0.973	18:49:16.556	

P6 38		James REVELEY		Yamaha R6 - PCN Racing			
IDEAL LAP TIME : 1:16.832		BEST LAP TIME : 1:16.833		DIFFERENCE : 0.001			
LAP	SECTOR 1	SECTOR 2	LAP TIME	MPH	DIFF	TIME OF DAY	
1 -		27.879	1:22.594	86.26	5.761	18:40:09.133	
2 -	50.735	27.305	1:18.040	91.29	1.207	18:41:27.173	
3 -	50.544	27.365	1:17.909 (3)	91.44	1.076	18:42:45.082	
4 -	50.407	26.814	1:17.221 (2)	92.26	0.388	18:44:02.303	
5 -	50.018	26.815	1:16.833 (1)	92.72		18:45:19.136	
6 -	51.988	27.157	1:19.145	90.02	2.312	18:46:38.281	
7 -	50.384	27.785	1:18.169	91.14	1.336	18:47:56.450	
8 -	50.385	29.895	1:20.280	88.74	3.447	18:49:16.730	

P7 82		Matt HINNELLS		Honda CBR600F - BD Racing			
IDEAL LAP TIME : 1:17.592		BEST LAP TIME : 1:17.600		DIFFERENCE : 0.008			
LAP	SECTOR 1	SECTOR 2	LAP TIME	MPH	DIFF	TIME OF DAY	
1 -		28.026	1:23.286	85.54	5.686	18:40:09.825	
2 -	50.544	28.017	1:18.561	90.68	0.961	18:41:28.386	
3 -	50.529	27.598	1:18.127 (3)	91.19	0.527	18:42:46.513	
4 -	50.567	27.434	1:18.001 (2)	91.34	0.401	18:44:04.514	
5 -	50.158	27.442	1:17.600 (1)	91.81		18:45:22.114	
6 -	50.930	27.790	1:18.720	90.50	1.120	18:46:40.834	
7 -	50.702	27.932	1:18.634	90.60	1.034	18:47:59.468	
8 -	50.833	27.987	1:18.820	90.39	1.220	18:49:18.288	

P8 90		Edward WATSON		Yamaha R6 - Motorsportdays.com TEA Time Racing			
IDEAL LAP TIME : 1:18.058		BEST LAP TIME : 1:18.077		DIFFERENCE : 0.019			
LAP	SECTOR 1	SECTOR 2	LAP TIME	MPH	DIFF	TIME OF DAY	
1 -		27.655	1:23.112	85.72	5.035	18:40:09.651	
2 -	50.700	28.525	1:19.225	89.92	1.148	18:41:28.876	
3 -	50.694	27.383	1:18.077 (1)	91.25		18:42:46.953	
4 -	50.680	27.633	1:18.313 (2)	90.97	0.236	18:44:05.266	
5 -	50.675	28.014	1:18.689 (3)	90.54	0.612	18:45:23.955	
6 -	51.756	27.570	1:19.326	89.81	1.249	18:46:43.281	
7 -	50.923	27.995	1:18.918	90.27	0.841	18:48:02.199	
8 -	51.307	27.871	1:19.178	89.98	1.101	18:49:21.377	

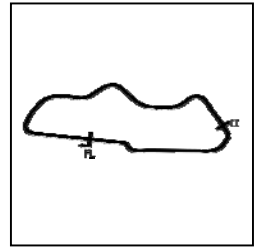
Weather / Track : Cloudy / Dry

Donington Park National
 Circuit Length = 1.9790 miles
 Start: 18:38 Flag 18:49 End: 18:50

BMCRC - MRO Championships 2020 - Rnd 3 @ Donington Park National

BMCRC Thunderbike Sport

RACE 19 - SECTOR ANALYSIS



SECTOR 1 = FL to I1, SECTOR 2 = I1 to FL, DIFF = Difference To Personal Best Lap, P = Crossed Finish Line in Pit Lane, D = Time Disallowed

P9 48		Shaun WALLIS		Yamaha R6 - MBC Despatch Racing		
IDEAL LAP TIME : 1:18.478		BEST LAP TIME : 1:18.697		DIFFERENCE : 0.219		
LAP	SECTOR 1	SECTOR 2	LAP TIME	MPH	DIFF	TIME OF DAY
1 -		27.857	1:23.478	85.34	4.781	18:40:10.017
2 -	50.962	27.882	1:18.844 (2)	90.36	0.147	18:41:28.861
3 -	51.862	27.694	1:19.556	89.55	0.859	18:42:48.417
4 -	51.181	27.516	1:18.697 (1)	90.53		18:44:07.114
5 -	51.598	27.712	1:19.310 (3)	89.83	0.613	18:45:26.424
6 -	52.613	30.164	1:22.777	86.07	4.080	18:46:49.201
7 -	52.848	27.804	1:20.652	88.33	1.955	18:48:09.853
8 -	52.491	27.906	1:20.397	88.61	1.700	18:49:30.250

P10 624		Matthew FEDRICK		Yamaha R6 - Matthew Fedrick farriers ltd		
IDEAL LAP TIME : 1:17.476		BEST LAP TIME : 1:17.476		DIFFERENCE : 0.000		
LAP	SECTOR 1	SECTOR 2	LAP TIME	MPH	DIFF	TIME OF DAY
1 -		40.681	1:39.137	71.86	21.661	18:40:25.676
2 -	52.221	27.722	1:19.943	89.12	2.467	18:41:45.619
3 -	51.288	27.242	1:18.530	90.72	1.054	18:43:04.149
4 -	51.056	27.497	1:18.553	90.69	1.077	18:44:22.702
5 -	50.492	27.383	1:17.875 (3)	91.48	0.399	18:45:40.577
6 -	50.576	27.275	1:17.851 (2)	91.51	0.375	18:46:58.428
7 -	51.000	27.101	1:18.101	91.22	0.625	18:48:16.529
8 -	50.411	27.065	1:17.476 (1)	91.95		18:49:34.005

P11 351		Sam DIGBY-BAKER		Yamaha R6 -		
IDEAL LAP TIME : 1:20.154		BEST LAP TIME : 1:20.464		DIFFERENCE : 0.310		
LAP	SECTOR 1	SECTOR 2	LAP TIME	MPH	DIFF	TIME OF DAY
1 -		29.072	1:26.839	82.04	6.375	18:40:13.378
2 -	52.590	28.266	1:20.856	88.11	0.392	18:41:34.234
3 -	52.218	28.246	1:20.464 (1)	88.54		18:42:54.698
4 -	52.510	28.477	1:20.987	87.97	0.523	18:44:15.685
5 -	52.456	28.492	1:20.948	88.01	0.484	18:45:36.633
6 -	52.630	28.394	1:21.024	87.93	0.560	18:46:57.657
7 -	52.676	27.976	1:20.652 (2)	88.33	0.188	18:48:18.309
8 -	52.178	28.509	1:20.687 (3)	88.29	0.223	18:49:38.996

P12 191		James SEATH		Kawasaki ZX6-RR - Ovenden Earthmoving		
IDEAL LAP TIME : 1:21.702		BEST LAP TIME : 1:21.702		DIFFERENCE : 0.000		
LAP	SECTOR 1	SECTOR 2	LAP TIME	MPH	DIFF	TIME OF DAY
1 -		29.729	1:27.876	81.07	6.174	18:40:14.415
2 -	54.509	28.953	1:23.462	85.36	1.760	18:41:37.877
3 -	53.160	28.893	1:22.053 (3)	86.82	0.351	18:42:59.930
4 -	53.156	28.546	1:21.702 (1)	87.20		18:44:21.632
5 -	53.728	28.670	1:22.398	86.46	0.696	18:45:44.030
6 -	53.332	28.678	1:22.010 (2)	86.87	0.308	18:47:06.040
7 -	53.589	30.605	1:24.194	84.62	2.492	18:48:30.234
8 -	53.705	29.057	1:22.762	86.08	1.060	18:49:52.996

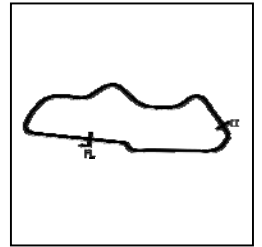
Weather / Track : Cloudy / Dry

Donington Park National
Circuit Length = 1.9790 miles
Start: 18:38 Flag 18:49 End: 18:50

BMCRC - MRO Championships 2020 - Rnd 3 @ Donington Park National

BMCRC Thunderbike Sport

RACE 19 - SECTOR ANALYSIS



SECTOR 1 = FL to I1, SECTOR 2 = I1 to FL, DIFF = Difference To Personal Best Lap, P = Crossed Finish Line in Pit Lane, D = Time Disallowed

P13 50		Paul ROBSON		Kawaski ZX6R - RBProperty services & Environment Lighting			
IDEAL LAP TIME : 1:22.057		BEST LAP TIME : 1:22.360		DIFFERENCE : 0.303			
LAP	SECTOR 1	SECTOR 2	LAP TIME	MPH	DIFF	TIME OF DAY	
1 -		30.131	1:29.364	79.72	7.004	18:40:15.903	
2 -	54.192	28.788	1:22.980	85.85	0.620	18:41:38.883	
3 -	54.210	28.626	1:22.836	86.00	0.476	18:43:01.719	
4 -	53.980	28.916	1:22.896	85.94	0.536	18:44:24.615	
5 -	53.693	28.667	1:22.360 (1)	86.50		18:45:46.975	
6 -	54.287	28.916	1:23.203	85.62	0.843	18:47:10.178	
7 -	54.043	28.754	1:22.797 (3)	86.04	0.437	18:48:32.975	
8 -	53.431	29.033	1:22.464 (2)	86.39	0.104	18:49:55.439	

P14 26		Lydia THOMPSON		Yamaha YZF-R6 - Flintstone Racing - David Simons Tuning			
IDEAL LAP TIME : 1:21.935		BEST LAP TIME : 1:22.499		DIFFERENCE : 0.564			
LAP	SECTOR 1	SECTOR 2	LAP TIME	MPH	DIFF	TIME OF DAY	
1 -		29.107	1:29.463	79.63	6.964	18:40:16.002	
2 -	53.895	28.675	1:22.570 (2)	86.28	0.071	18:41:38.572	
3 -	54.193	28.306	1:22.499 (1)	86.36		18:43:01.071	
4 -	53.629	29.019	1:22.648	86.20	0.149	18:44:23.719	
5 -	53.930	28.683	1:22.613 (3)	86.24	0.114	18:45:46.332	
6 -	54.676	28.825	1:23.501	85.32	1.002	18:47:09.833	
7 -	55.496	28.866	1:24.362	84.45	1.863	18:48:34.195	
8 -	54.219	29.071	1:23.290	85.54	0.791	18:49:57.485	

P15 96		Neil GREGORY		Ducati MONSTER - SNC Scaffolding			
IDEAL LAP TIME : 1:21.982		BEST LAP TIME : 1:21.982		DIFFERENCE : 0.000			
LAP	SECTOR 1	SECTOR 2	LAP TIME	MPH	DIFF	TIME OF DAY	
1 -		29.642	1:29.273	79.80	7.291	18:40:15.812	
2 -	54.420	29.408	1:23.828	84.99	1.846	18:41:39.640	
3 -	53.871	29.241	1:23.112 (2)	85.72	1.130	18:43:02.752	
4 -	54.087	29.854	1:23.941	84.87	1.959	18:44:26.693	
5 -	52.950	29.032	1:21.982 (1)	86.90		18:45:48.675	
6 -	53.959	30.355	1:24.314	84.50	2.332	18:47:12.989	
7 -	53.323	29.813	1:23.136 (3)	85.69	1.154	18:48:36.125	
8 -	54.265	29.613	1:23.878	84.94	1.896	18:50:00.003	

P16 71		Colin CLUNE		Suzuki SV650 -			
IDEAL LAP TIME : 1:22.899		BEST LAP TIME : 1:23.045		DIFFERENCE : 0.146			
LAP	SECTOR 1	SECTOR 2	LAP TIME	MPH	DIFF	TIME OF DAY	
1 -		29.359	1:28.072	80.89	5.027	18:40:14.611	
2 -	53.866	29.580	1:23.446 (3)	85.38	0.401	18:41:38.057	
3 -	53.615	29.430	1:23.045 (1)	85.79		18:43:01.102	
4 -	54.109	29.284	1:23.393 (2)	85.43	0.348	18:44:24.495	
5 -	54.418	29.485	1:23.903	84.91	0.858	18:45:48.398	
6 -	55.064	29.695	1:24.759	84.05	1.714	18:47:13.157	
7 -	54.631	29.915	1:24.546	84.26	1.501	18:48:37.703	
8 -	55.497	29.998	1:25.495	83.33	2.450	18:50:03.198	

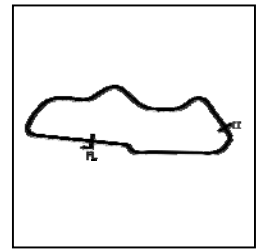
Weather / Track : Cloudy / Dry

Donington Park National
Circuit Length = 1.9790 miles
Start: 18:38 Flag 18:49 End: 18:50

BMCRC - MRO Championships 2020 - Rnd 3 @ Donington Park National

BMCRC Thunderbike Sport

RACE 19 - SECTOR ANALYSIS



SECTOR 1 = FL to I1, SECTOR 2 = I1 to FL, DIFF = Difference To Personal Best Lap, P = Crossed Finish Line in Pit Lane, D = Time Disallowed

P17 40		Simon WILKINSON		Suzuki SV650 - S P Wilkinson Engineering Ltd			
IDEAL LAP TIME : 1:23.561		BEST LAP TIME : 1:23.771		DIFFERENCE : 0.210			
LAP	SECTOR 1	SECTOR 2	LAP TIME	MPH	DIFF	TIME OF DAY	
1 -		29.953	1:31.220	78.10	7.449	18:40:17.759	
2 -	55.096	29.703	1:24.799	84.01	1.028	18:41:42.558	
3 -	55.104	29.616	1:24.720	84.09	0.949	18:43:07.278	
4 -	54.702	29.503	1:24.205 (2)	84.61	0.434	18:44:31.483	
5 -	54.146	29.625	1:23.771 (1)	85.04		18:45:55.254	
6 -	54.058	30.247	1:24.305 (3)	84.51	0.534	18:47:19.559	
7 -	55.141	30.126	1:25.267	83.55	1.496	18:48:44.826	
8 -	54.765	29.901	1:24.666	84.14	0.895	18:50:09.492	

P18 111 R		Darren O'LEARY		Suzuki SV650 - Pompey Motorcycle Racing			
IDEAL LAP TIME : 1:23.547		BEST LAP TIME : 1:23.547		DIFFERENCE : 0.000			
LAP	SECTOR 1	SECTOR 2	LAP TIME	MPH	DIFF	TIME OF DAY	
1 -		29.813	1:30.826	78.44	7.279	18:40:17.365	
2 -	53.814	29.733	1:23.547 (1)	85.27		18:41:40.912	
3 -	54.274	30.110	1:24.384 (2)	84.43	0.837	18:43:05.296	
4 -	54.631	29.872	1:24.503 (3)	84.31	0.956	18:44:29.799	
5 -	54.570	30.009	1:24.579	84.23	1.032	18:45:54.378	
6 -	54.714	30.762	1:25.476	83.35	1.929	18:47:19.854	
7 -	55.524	30.729	1:26.253	82.60	2.706	18:48:46.107	
8 -	56.760	32.323	1:29.083	79.97	5.536	18:50:15.190	

P19 23		Claire BECKETT		Suzuki SV650 - P Sheils & Sons			
IDEAL LAP TIME : 1:24.801		BEST LAP TIME : 1:25.292		DIFFERENCE : 0.491			
LAP	SECTOR 1	SECTOR 2	LAP TIME	MPH	DIFF	TIME OF DAY	
1 -		29.805	1:30.492	78.73	5.200	18:40:17.031	
2 -	55.424	29.868	1:25.292 (1)	83.53		18:41:42.323	
3 -	57.098	30.252	1:27.350	81.56	2.058	18:43:09.673	
4 -	56.751	30.424	1:27.175	81.72	1.883	18:44:36.848	
5 -	56.086	30.388	1:26.474	82.39	1.182	18:46:03.322	
6 -	56.014	30.252	1:26.266 (3)	82.58	0.974	18:47:29.588	
7 -	54.996	31.164	1:26.160 (2)	82.69	0.868	18:48:55.748	
8 -	1:01.211	30.864	1:32.075	77.37	6.783	18:50:27.823	

P20 94		Steve SAINT		Yamaha 600 HYBRID - me			
IDEAL LAP TIME : 1:20.883		BEST LAP TIME : 1:20.883		DIFFERENCE : 0.000			
LAP	SECTOR 1	SECTOR 2	LAP TIME	MPH	DIFF	TIME OF DAY	
1 -		28.409	1:25.715	83.12	4.832	18:40:12.254	
2 -	52.767	28.116	1:20.883 (1)	88.08		18:41:33.137	
3 -	52.926	46.002	1:38.928	72.01	18.045	18:43:12.065	
4 -	53.838	29.462	1:23.300 (2)	85.52	2.417	18:44:35.365	
5 -	54.721	29.974	1:24.695 (3)	84.12	3.812	18:46:00.060	
6 -	57.523	30.651	1:28.174	80.80	7.291	18:47:28.234	
7 -	55.988	31.312	1:27.300	81.61	6.417	18:48:55.534	
8 -	1:06.840	31.233	1:38.073	72.64	17.190	18:50:33.607	

P21 49 R		Oli CHAYTOR		Yamaha R6 - PearTree Racing			
IDEAL LAP TIME : 1:25.200		BEST LAP TIME : 1:26.182		DIFFERENCE : 0.982			
LAP	SECTOR 1	SECTOR 2	LAP TIME	MPH	DIFF	TIME OF DAY	
1 -		30.303	1:34.226	75.61	8.044	18:40:20.765	
2 -	58.030	33.750	1:31.780	77.62	5.598	18:41:52.545	
3 -	56.553	31.056	1:27.609	81.32	1.427	18:43:20.154	
4 -	58.198	29.545	1:27.743	81.19	1.561	18:44:47.897	
5 -	56.426	30.141	1:26.567 (2)	82.30	0.385	18:46:14.464	
6 -	55.934	30.910	1:26.844 (3)	82.03	0.662	18:47:41.308	
7 -	55.655	30.527	1:26.182 (1)	82.66		18:49:07.490	

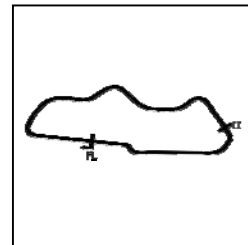
Weather / Track : Cloudy / Dry

Donington Park National
Circuit Length = 1.9790 miles
Start: 18:38 Flag 18:49 End: 18:50

BMCRC - MRO Championships 2020 - Rnd 3 @ Donington Park National

BMCRC Thunderbike Sport

RACE 19 - SECTOR ANALYSIS



SECTOR 1 = FL to I1, SECTOR 2 = I1 to FL, DIFF = Difference To Personal Best Lap, P = Crossed Finish Line in Pit Lane, D = Time Disallowed

P22 115		Albert WILLSSHER		Suzuki GSXR600 K5 - willsher machinery ltd		
IDEAL LAP TIME : 1:25.216		BEST LAP TIME : 1:25.559		DIFFERENCE : 0.343		
LAP	SECTOR 1	SECTOR 2	LAP TIME	MPH	DIFF	TIME OF DAY
1 -		30.964	1:35.456	74.63	9.897	18:40:21.995
2 -	58.626	30.555	1:29.181	79.88	3.622	18:41:51.176
3 -	57.642	30.664	1:28.306	80.68	2.747	18:43:19.482
4 -	58.804	30.685	1:29.489	79.61	3.930	18:44:48.971
5 -	57.484	29.977	1:27.461 (3)	81.46	1.902	18:46:16.432
6 -	56.141	29.513	1:25.654 (2)	83.17	0.095	18:47:42.086
7 -	55.703	29.856	1:25.559 (1)	83.27		18:49:07.645

P23 63		Steve SMULOVIC		Suzuki SV650 - SFC Racing		
IDEAL LAP TIME : 1:27.080		BEST LAP TIME : 1:27.080		DIFFERENCE : 0.000		
LAP	SECTOR 1	SECTOR 2	LAP TIME	MPH	DIFF	TIME OF DAY
1 -		31.200	1:35.202	74.83	8.122	18:40:21.741
2 -	57.825	30.974	1:28.799	80.23	1.719	18:41:50.540
3 -	57.269	31.069	1:28.338	80.65	1.258	18:43:18.878
4 -	57.401	30.892	1:28.293	80.69	1.213	18:44:47.171
5 -	57.186	30.825	1:28.011 (3)	80.95	0.931	18:46:15.182
6 -	56.515	30.763	1:27.278 (2)	81.63	0.198	18:47:42.460
7 -	56.486	30.594	1:27.080 (1)	81.81		18:49:09.540

P24 139		Rob MARLEY		Honda CBR600F3 - PearTree Racing		
IDEAL LAP TIME : 1:26.444		BEST LAP TIME : 1:26.459		DIFFERENCE : 0.015		
LAP	SECTOR 1	SECTOR 2	LAP TIME	MPH	DIFF	TIME OF DAY
1 -		31.875	1:37.046	73.41	10.587	18:40:23.585
2 -	58.420	31.240	1:29.660	79.46	3.201	18:41:53.245
3 -	56.818	30.941	1:27.759	81.18	1.300	18:43:21.004
4 -	58.127	30.849	1:28.976	80.07	2.517	18:44:49.980
5 -	56.916	30.443	1:27.359 (3)	81.55	0.900	18:46:17.339
6 -	56.001	30.458	1:26.459 (1)	82.40		18:47:43.798
7 -	56.233	30.617	1:26.850 (2)	82.03	0.391	18:49:10.648

P25 138 R		Craig JARMIN		Suzuki SV650 -		
IDEAL LAP TIME : 1:32.571		BEST LAP TIME : 1:32.835		DIFFERENCE : 0.264		
LAP	SECTOR 1	SECTOR 2	LAP TIME	MPH	DIFF	TIME OF DAY
1 -		32.781	1:38.350	72.44	5.515	18:40:24.889
2 -	59.839	32.996	1:32.835 (1)	76.74		18:41:57.724
3 -	1:03.178	32.732	1:35.910	74.28	3.075	18:43:33.634
4 -	1:01.047	32.998	1:34.045	75.75	1.210	18:45:07.679
5 -	1:01.117	33.776	1:34.893	75.08	2.058	18:46:42.572
6 -	1:00.166	32.751	1:32.917 (2)	76.67	0.082	18:48:15.489
7 -	1:00.408	32.909	1:33.317 (3)	76.34	0.482	18:49:48.806

P26 272 R		Christopher COWAN		Suzuki SV650 - IMP Racing International		
IDEAL LAP TIME : 1:34.996		BEST LAP TIME : 1:35.564		DIFFERENCE : 0.568		
LAP	SECTOR 1	SECTOR 2	LAP TIME	MPH	DIFF	TIME OF DAY
1 -		33.105	1:40.890	70.61	5.326	18:40:27.429
2 -	1:02.937	32.627	1:35.564 (1)	74.55		18:42:02.993
3 -	1:02.369	33.256	1:35.625 (3)	74.50	0.061	18:43:38.618
4 -	1:02.518	33.106	1:35.624 (2)	74.50	0.060	18:45:14.242
5 -	1:04.384	34.195	1:38.579	72.27	3.015	18:46:52.821
6 -	1:02.961	34.554	1:37.515	73.06	1.951	18:48:30.336
7 -	1:04.625	33.178	1:37.803	72.84	2.239	18:50:08.139

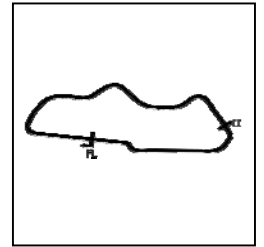
Weather / Track : Cloudy / Dry

Donington Park National
Circuit Length = 1.9790 miles
Start: 18:38 Flag 18:49 End: 18:50

BMCRC - MRO Championships 2020 - Rnd 3 @ Donington Park National

BMCRC Thunderbike Sport

RACE 19 - SECTOR ANALYSIS



SECTOR 1 = FL to I1, SECTOR 2 = I1 to FL, DIFF = Difference To Personal Best Lap, P = Crossed Finish Line in Pit Lane, D = Time Disallowed

P27 121		Roger MARSH		Honda CBR600 -		
IDEAL LAP TIME : 1:16.932		BEST LAP TIME : 1:17.017		DIFFERENCE : 0.085		
LAP	SECTOR 1	SECTOR 2	LAP TIME	MPH	DIFF	TIME OF DAY
1 -		27.357	1:21.861	87.03	4.844	18:40:08.400
2 -	50.869	27.570	1:18.439	90.83	1.422	18:41:26.839
3 -	50.754	27.161	1:17.915 (3)	91.44	0.898	18:42:44.754
4 -	50.236	26.809	1:17.045 (2)	92.47	0.028	18:44:01.799
5 -	50.123	26.894	1:17.017 (1)	92.50		18:45:18.816
6 -	52.503	27.922	1:20.425	88.58	3.408	18:46:39.241
7 -	52.154	IN PIT	1:29.132 P	79.93	12.115	18:48:08.373

P28 333 R		Mark STUBBERFIELD		Suzuki SV650 SUPERTWIN -		
IDEAL LAP TIME : 1:28.865		BEST LAP TIME : 1:32.333		DIFFERENCE : 3.468		
LAP	SECTOR 1	SECTOR 2	LAP TIME	MPH	DIFF	TIME OF DAY
1 -		31.144	1:34.787	75.16	2.454	18:40:21.326
2 -	57.721	37.947	1:35.668 (3)	74.47	3.335	18:41:56.994
3 -	1:00.820	31.513	1:32.333 (1)	77.16		18:43:29.327
4 -	1:01.587	32.203	1:33.790 (2)	75.96	1.457	18:45:03.117
5 -	1:03.210	58.975	2:02.185	58.31	29.852	18:47:05.302

P29 66		Andrew HARRISON		Kawasaki ZX6R - Harrison Engineering		
IDEAL LAP TIME : 1:28.040		BEST LAP TIME : 1:28.943		DIFFERENCE : 0.903		
LAP	SECTOR 1	SECTOR 2	LAP TIME	MPH	DIFF	TIME OF DAY
1 -		30.767	1:33.709	76.02	4.766	18:40:20.248
2 -	58.257	30.686	1:28.943 (1)	80.10		18:41:49.191
3 -	57.354	IN PIT	1:53.039 P	63.02	24.096	18:43:42.230

Weather / Track : Cloudy / Dry

Donington Park National
 Circuit Length = 1.9790 miles
 Start: 18:38 Flag 18:49 End: 18:50

BMCRC - MRO Championships 2020 - Rnd 3 @ Donington Park National

BMCRC Thunderbike Sport

RACE 19 - BEST SECTORS

SECTOR 1			SECTOR 2			IDEAL / BEST COMPARISON						
POS	NO	NAME	TIME	NO	NAME	TIME	POS	NO	NAME	IDEAL	BEST	DIFF
									PERFECT LAP	1:15.994		
1	12	BLOCH	49.389	152	FRICKER	26.605	1	12	BLOCH	1:16.144	1:16.441	0.297
2	152	FRICKER	49.625	961	SIM	26.661	2	152	FRICKER	1:16.230	1:16.383	0.153
3	961	SIM	49.662	12	BLOCH	26.755	3	961	SIM	1:16.323	1:16.323	0.000
4	38	REVELEY	50.018	121	MARSH	26.809	4	38	REVELEY	1:16.832	1:16.833	0.001
5	84	BRANCO	50.059	38	REVELEY	26.814	5	121	MARSH	1:16.932	1:17.017	0.085
6	121	MARSH	50.123	624	FEDRICK	27.065	6	84	BRANCO	1:17.461	1:17.461	0.000
7	82	HINNELLS	50.158	164	SALTMER	27.083	7	624	FEDRICK	1:17.476	1:17.476	0.000
8	624	FEDRICK	50.411	90	WATSON	27.383	8	164	SALTMER	1:17.546	1:17.874	0.328
9	164	SALTMER	50.463	84	BRANCO	27.402	9	82	HINNELLS	1:17.592	1:17.600	0.008
10	90	WATSON	50.675	82	HINNELLS	27.434	10	90	WATSON	1:18.058	1:18.077	0.019
11	48	WALLIS	50.962	48	WALLIS	27.516	11	48	WALLIS	1:18.478	1:18.697	0.219
12	351	DIGBY-BAKER	52.178	351	DIGBY-BAKER	27.976	12	351	DIGBY-BAKER	1:20.154	1:20.464	0.310
13	94	SAINT	52.767	94	SAINT	28.116	13	94	SAINT	1:20.883	1:20.883	0.000
14	96	GREGORY	52.950	26	THOMPSON	28.306	14	191	SEATH	1:21.702	1:21.702	0.000
15	191	SEATH	53.156	191	SEATH	28.546	15	26	THOMPSON	1:21.935	1:22.499	0.564
16	50	ROBSON	53.431	50	ROBSON	28.626	16	96	GREGORY	1:21.982	1:21.982	0.000
17	71	CLUNE	53.615	96	GREGORY	29.032	17	50	ROBSON	1:22.057	1:22.360	0.303
18	26	THOMPSON	53.629	71	CLUNE	29.284	18	71	CLUNE	1:22.899	1:23.045	0.146
19	111	O'LEARY	53.814	40	WILKINSON	29.503	19	111	O'LEARY	1:23.547	1:23.547	0.000
20	40	WILKINSON	54.058	115	WILLSHER	29.513	20	40	WILKINSON	1:23.561	1:23.771	0.210
21	23	BECKETT	54.996	49	CHAYTOR	29.545	21	23	BECKETT	1:24.801	1:25.292	0.491
22	49	CHAYTOR	55.655	111	O'LEARY	29.733	22	49	CHAYTOR	1:25.200	1:26.182	0.982
23	115	WILLSHER	55.703	23	BECKETT	29.805	23	115	WILLSHER	1:25.216	1:25.559	0.343
24	139	MARLEY	56.001	139	MARLEY	30.443	24	139	MARLEY	1:26.444	1:26.459	0.015
25	63	SMULOVIC	56.486	63	SMULOVIC	30.594	25	63	SMULOVIC	1:27.080	1:27.080	0.000
26	66	HARRISON	57.354	66	HARRISON	30.686	26	66	HARRISON	1:28.040	1:28.943	0.903
27	333	STUBBERFIELD	57.721	333	STUBBERFIELD	31.144	27	333	STUBBERFIELD	1:28.865	1:32.333	3.468
28	138	JARMIN	59.839	272	COWAN	32.627	28	138	JARMIN	1:32.571	1:32.835	0.264
29	272	COWAN	1:02.369	138	JARMIN	32.732	29	272	COWAN	1:34.996	1:35.564	0.568

Weather / Track : Cloudy / Dry

Results can be found at www.tsl-timing.com

Donington Park National
Circuit Length = 1.9790 miles
Start: 18:38 Flag 18:49 End: 18:50

Printed - 18:51 Saturday, 05 September 2020

BMCRC - MRO Championships 2020 - Rnd 3 @ Donington Park National

BMCRC Thunderbike Sport

RACE 19 - STATISTICS

Competitors Started 29
Planned Start 2020-09-05 @ 18:00:00.000
Actual Start 2020-09-05 @ 18:38:46.538
Finish Time 2020-09-05 @ 18:49:05.512
Track Length 1.9790mi.
Total Laps 217
Total Distance Covered 429.4575mi.

Session Fastest Lap History

NO	CL	NAME	LAP TIME	TIME OF DAY	LAP	VEHICLE
961		Jack SIM	1:17.056	18:41:24.793	2	Yamaha R6
12		Cedric BLOCH	1:16.444	18:42:48.240	3	Kawasaki ZX6R
961		Jack SIM	1:16.323	18:45:15.437	5	Yamaha R6

Session Leader History

NO	CL	NAME	FROM LAP	LAPS LED	DISTANCE	VEHICLE
961		Jack SIM	1	5	9.85 miles	Yamaha R6
152		Elliot FRICKER	6	3	5.93 miles	Honda CBR600

Flag History

TYPE	TIME OF DAY
GREEN	18:38:46.538
FINISH	18:49:05.512

Flag Statistics

TYPE	COUNT	TOTAL LAPS	TOTAL TIME
Green	1	8	11:51.755
Red	0	0	0.000
Safety Car	0	0	0.000
FCY	0	0	0.000

BMCRC - MRO Championships 2020 - Rnd 3 @ Donington Park National

BMCRC Thunderbike Sport

RACE 19 - STATISTICS

CLASS :

24 Starters

Fastest Lap History

NO	NAME	LAP TIME	TIME OF DAY	LAP	VEHICLE
961	Jack SIM	1:17.056	18:41:24.793	2	Yamaha R6
12	Cedric BLOCH	1:16.444	18:42:48.240	3	Kawasaki ZX6R
961	Jack SIM	1:16.323	18:45:15.437	5	Yamaha R6

Leader History

NO	NAME	FROM LAP	LAPS LED	DISTANCE	VEHICLE
961	Jack SIM	1	5	9.85 miles	Yamaha R6
152	Elliot FRICKER	6	3	5.93 miles	Honda CBR600

BMCRC - MRO Championships 2020 - Rnd 3 @ Donington Park National

BMCRC Thunderbike Sport

RACE 19 - STATISTICS

CLASS : R

5 Starters

Fastest Lap History

NO	NAME	LAP TIME	TIME OF DAY	LAP	VEHICLE
111	Darren O'LEARY	1:23.547	18:41:40.932	2	Suzuki SV650

Leader History

NO	NAME	FROM LAP	LAPS LED	DISTANCE	VEHICLE
111	Darren O'LEARY	1	8	15.79 miles	Suzuki SV650

BMCRC - MRO Championships 2020 - Rnd 3 @ Donington Park National



BMCRC Thunderbike Sport

RACE 9 - GRID (10 Laps)

ROW 11	33		32	114 Samuel SNELLING	31	140 Tom SPALDING
ROW 10	30	88 David COURT	29	272 Christopher COWAN 1:35.564	28	138 Craig JARMIN 1:32.835
ROW 9	27	333 Mark STUBBERFIELD 1:32.333	26	66 Andrew HARRISON 1:28.943	25	63 Steve SMULOVIC 1:27.080
ROW 8	24	139 Rob MARLEY 1:26.459	23	49 Oli CHAYTOR 1:26.182	22	115 Albert WILLISHER 1:25.559
ROW 7	21	23 Claire BECKETT 1:25.292	20	40 Simon WILKINSON 1:23.771	19	111 Darren O'LEARY 1:23.547
ROW 6	18	71 Colin CLUNE 1:23.045	17	26 Lydia THOMPSON 1:22.499	16	50 Paul ROBSON 1:22.360
ROW 5	15	96 Neil GREGORY 1:21.982	14	191 James SEATH 1:21.702	13	94 Steve SAINT 1:20.883
ROW 4	12	351 Sam DIGBY-BAKER 1:20.464	11	48 Shaun WALLIS 1:18.697	10	90 Edward WATSON 1:18.077
ROW 3	9	164 Robert SALTMER 1:17.874	8	82 Matt HINNELLS 1:17.600	7	624 Matthew FEDRICK 1:17.476
ROW 2	6	84 Ricardo BRANCO 1:17.461	5	121 Roger MARSH 1:17.017	4	38 James REVELEY 1:16.833
ROW 1	3	12 Cedric BLOCH 1:16.441	2	152 Elliot FRICKER 1:16.383	1	961 Jack SIM 1:16.323
Pole						

Donington Park National
Circuit Length = 1.9790 miles

These results are provisional until the conclusion of any judicial and technical matters.

Clerk Of Course :	Steward :	Timekeeper :
-------------------	-----------	--------------

Results can be found at www.tsl-timing.com

Printed - 18:52 Saturday, 05 September 2020



BMCRC - MRO Championships 2020 - Rnd 3 @ Donington Park National



BMCRC Thunderbike Sport

RACE 9 - CLASSIFICATION

POS	NO	CL	PIC NAME	ENTRY	LAPS	TIME	GAP	DIFF	MPH	BEST	ON
1	961		1 Jack SIM	Yamaha R6 - ALLIUM by David stead Landscapes /	8	10:11.293			93.01	1:15.340	5
2	152		2 Elliot FRICKER	Honda CBR600 - Ride in bike tyres	8	10:11.751	0.458	0.458	92.94	1:15.155	8
3	121		3 Roger MARSH	Honda CBR600 -	8	10:12.376	1.083	0.625	92.85	1:15.170	8
4	90		4 Edward WATSON	Yamaha R6 - Motorsportdays.com TEA Time Racing	8	10:23.230	11.937	10.854	91.23	1:16.258	5
5	164		5 Robert SALTMER	Kawasaki ZX6R - Capital Concrete Ltd	8	10:23.350	12.057	0.120	91.21	1:16.578	6
6	82		6 Matt HINNELLS	Honda CBR600F - BD Racing	8	10:29.488	18.195	6.138	90.32	1:17.242	4
7	84		7 Ricardo BRANCO	Yamaha R6 - IMP Racing	8	10:31.021	19.728	1.533	90.10	1:18.141	3
8	94		8 Steve SAINT	Yamaha 600 HYBRID - me	8	10:40.193	28.900	9.172	88.81	1:18.724	6
9	351		9 Sam DIGBY-BAKER	Yamaha R6 -	8	10:40.545	29.252	0.352	88.76	1:18.429	8
10	191		10 James SEATH	Kawasaki ZX6-RR - Ovenden Earthmoving	8	10:55.630	44.337	15.085	86.72	1:19.271	4
11	710	R	1 Craig HENSTOCK	Suzuki SV650 -	8	10:56.064	44.771	0.434	86.66	1:20.023	4
12	96		11 Neil GREGORY	Ducati MONSTER - SNC Scaffolding	8	10:56.397	45.104	0.333	86.62	1:20.236	6
13	62	R	2 James KING	Suzuki SV650 -	8	11:02.294	51.001	5.897	85.85	1:20.867	4
14	71		12 Colin CLUNE	Suzuki SV650 -	8	11:04.267	52.974	1.973	85.59	1:21.443	5
15	50		13 Paul ROBSON	Kawasaki ZX6R - RBProperty services & Environmen	8	11:10.428	59.135	6.161	84.81	1:21.793	4
16	40		14 Simon WILKINSON	Suzuki SV650 - S P Wilkinson Engineering Ltd	8	11:10.643	59.350	0.215	84.78	1:22.221	5
17	111	R	3 Darren O'LEARY	Suzuki SV650 - Pompey Motorcycle Racing	8	11:13.150	1:01.857	2.507	84.46	1:22.395	8
18	115		15 Albert WILLISHER	Suzuki GSXR600 K5 - willsher machinery ltd	8	11:19.621	1:08.328	6.471	83.66	1:23.168	7
19	66		16 Andrew HARRISON	Kawasaki ZX6R - Harrison Engineering	8	11:20.645	1:09.352	1.024	83.53	1:22.795	6
20	23		17 Claire BECKETT	Suzuki SV650 - P Sheils & Sons	8	11:21.580	1:10.287	0.935	83.42	1:23.544	2
21	139	R	4 Rob MARLEY	Honda CBR600F3 - PearTree Racing	8	11:21.676	1:10.383	0.096	83.41	1:22.328	5
22	63		18 Steve SMULOVIC	Suzuki SV650 - SFC Racing	8	11:34.101	1:22.808	12.425	81.91	1:24.918	4
23	138	R	5 Craig JARMIN	Suzuki SV650 -	7	10:43.651	1 Lap	1 Lap	77.27	1:30.626	5
24	272	R	6 Christopher COWAN	Suzuki SV650 - IMP Racing International	7	11:06.240	1 Lap	22.589	74.65	1:33.229	4

NOT CLASSIFIED

DNF	26		Lydia THOMPSON	Yamaha YZF-R6 - Flintstone Racing - David Simons	5	6:59.644	3 Laps	2 Laps	84.56	1:21.214	4
DNF	333	R	Mark STUBBERFIELD	Suzuki SV650 SUPERTWIN -	5	7:32.188	3 Laps	32.544	78.47	1:27.010	2
DNF	88		David COURT	Kawasaki NINJA 300 -	4	6:20.665	4 Laps	1 Lap	74.50	1:31.209	3
DNF	624		Matthew FEDRICK	Yamaha R6 - Matthew Fedrick farriers ltd	0						
DQ	12		Cedric BLOCH	Kawasaki ZX6R - Brigit's Group & SDC Performanc	0						
DQ	38		James REVELEY	Yamaha R6 - PCN Racing	0						
DQ	48		Shaun WALLIS	Yamaha R6 - MBC Despatch Racing	0						
DQ	49	R	Oli CHAYTOR	Yamaha R6 - PearTree Racing	0						

FASTEST LAP

152			Elliot FRICKER	Honda CBR600 - Ride in bike tyres	8	1:15.155			94.79 mph	152.56 kph
710	R		Craig HENSTOCK	Suzuki SV650 -	4	1:20.023			89.03 mph	143.28 kph

Blkes - 12, 38, 48 & 49 - Disqualified for failing post race technical inspection

Class - 92.5% of Race Speed = 86.03 mph

Class R - 92.5% of Race Speed = 80.16 mph

Donington Park National
Circuit Length = 1.9790 miles
Start: 12:29 Flag 12:39 End: 12:40

Weather / Track : Cloudy / Dry

These results are provisional until the conclusion of any judicial and technical matters.

Clerk Of Course :	Steward :	Timekeeper :
-------------------	-----------	--------------

Results can be found at www.tsl-timing.com

Printed - 13:25 Sunday, 06 September 2020



BMCRC - MRO Championships 2020 - Rnd 3 @ Donington Park National

BMCRC Thunderbike Sport

RACE 9 - LAP CHART

LAP 1 @ 12:30:30.297		
NO	BEHIND	LAP TIME

152		1:19.792
961	0.100	1:19.892
121	0.905	1:20.697
84	1.357	1:21.149
12	1.483	1:21.275
164	2.834	1:22.626
38	3.237	1:23.029
90	4.052	1:23.844
82	4.610	1:24.402
351	5.357	1:25.149
94	5.566	1:25.358
48	5.785	1:25.577
96	7.574	1:27.366
26	8.709	1:28.501
50	9.235	1:29.027
62	9.238	1:29.030
71	9.347	1:29.139
710	9.774	1:29.566
40	10.343	1:30.135
111	10.563	1:30.355
23	11.007	1:30.799
115	11.393	1:31.185
49	12.233	1:32.025
191	12.647	1:32.439
66	13.395	1:33.187
63	13.575	1:33.367
333	15.784	1:35.576
139	15.906	1:35.698
138	17.317	1:37.109
88	19.494	1:39.286
272	20.589	1:40.381

LAP 2 @ 12:31:46.368		
NO	BEHIND	LAP TIME

961		1:15.971
152	0.490	1:16.561
121	1.487	1:16.653
12	2.010	1:16.598
84	3.875	1:18.589
164	4.229	1:17.466
38	4.725	1:17.559
90	5.833	1:17.852
82	6.743	1:18.204
94	8.466	1:18.971
351	9.111	1:19.825
48	9.554	1:19.840
96	12.989	1:21.486
26	14.883	1:22.245
62	15.282	1:22.115
710	15.567	1:21.864
50	16.112	1:22.948
71	16.402	1:23.126
40	17.063	1:22.791
111	17.496	1:23.004
23	18.480	1:23.544
115	19.333	1:24.011
191	19.444	1:22.868
49	20.861	1:24.699
66	22.492	1:25.168
63	24.191	1:26.687
139	24.729	1:24.894
333	26.723	1:27.010

138	32.429	1:31.183
88	35.263	1:31.840
272	40.442	1:35.924

LAP 3 @ 12:33:02.424		
NO	BEHIND	LAP TIME

961		1:16.056
152	0.432	1:15.998
121	1.112	1:15.681
12	2.207	1:16.253
164	5.655	1:17.482
84	5.960	1:18.141
38	6.176	1:17.507
90	6.788	1:17.011
82	8.086	1:17.399
94	11.685	1:19.275
351	12.169	1:19.114
48	12.595	1:19.097
96	18.219	1:21.286
710	20.596	1:21.085
62	21.286	1:22.060
26	22.238	1:23.411
71	23.131	1:22.785
50	23.781	1:23.725
111	24.075	1:22.635
40	24.460	1:23.453
191	24.510	1:21.122
23	26.709	1:24.285
115	27.771	1:24.494
49	28.318	1:23.513
66	31.515	1:25.079
139	32.733	1:24.060
63	33.990	1:25.855
333	40.037	1:29.370
138	47.511	1:31.138
88	50.416	1:31.209
272	58.044	1:33.658

LAP 4 @ 12:34:18.226		
NO	BEHIND	LAP TIME

961		1:15.802
152	0.378	1:15.748
121	0.723	1:15.413
12	2.088	1:15.683
164	6.998	1:17.145
38	7.669	1:17.295
90	8.008	1:17.022
84	8.785	1:18.627
82	9.526	1:17.242
94	15.586	1:19.703
351	15.893	1:19.526
48	16.062	1:19.269
96	24.391	1:21.974
710	24.817	1:20.023
62	26.351	1:20.867
26	27.650	1:21.214
191	27.979	1:19.271
71	28.906	1:21.577
50	29.772	1:21.793
40	31.210	1:22.552
111	31.460	1:23.187
23	35.503	1:24.596
49	36.724	1:24.208
115	36.763	1:24.794

66	39.691	1:23.978
139	41.534	1:24.603
63	43.106	1:24.918
333	53.646	1:29.411
138	1:02.566	1:30.857
88	1:12.944	1:38.330 P

LAP 5 @ 12:35:33.566		
NO	BEHIND	LAP TIME

961		1:15.340
272	1 Lap	1:33.229
152	0.319	1:15.281
121	1.040	1:15.657
12	1.759	1:15.011
164	8.702	1:17.044
90	8.926	1:16.258
38	9.605	1:17.276
84	11.775	1:18.330
82	12.619	1:18.433
351	19.430	1:18.877
94	19.686	1:19.440
48	19.800	1:19.078
710	30.317	1:20.840
96	30.790	1:21.739
191	31.975	1:19.336
62	32.665	1:21.654
71	35.009	1:21.443
26	36.583	1:24.273 P
50	36.785	1:22.353
40	38.091	1:22.221
111	39.343	1:23.223
49	44.501	1:23.117
23	44.861	1:24.698
115	45.788	1:24.365
66	47.172	1:22.821
139	48.522	1:22.328
63	53.168	1:25.402
333	1:09.127	1:30.821

LAP 6 @ 12:36:49.755		
NO	BEHIND	LAP TIME

961		1:16.189
152	0.858	1:16.728
121	0.986	1:16.135
12	1.290	1:15.720
138	1 Lap	1:30.626
164	9.091	1:16.578
90	9.335	1:16.598
38	10.531	1:17.115
82	14.065	1:17.635
84	14.446	1:18.860
272	1 Lap	1:33.327
351	22.036	1:18.795
94	22.221	1:18.724
48	22.433	1:18.822
710	34.308	1:20.180
96	34.837	1:20.236
191	35.189	1:19.403
62	37.347	1:20.871
71	40.282	1:21.462
50	43.027	1:22.431
40	44.410	1:22.508
111	46.446	1:23.292
49	50.314	1:22.002

23	52.614	1:23.942
115	53.503	1:23.904
66	53.778	1:22.795
139	56.044	1:23.711
63	1:02.609	1:25.630

LAP 7 @ 12:38:06.103		
NO	BEHIND	LAP TIME

961		1:16.348
152	0.998	1:16.488
12	1.120	1:16.178
121	1.608	1:16.970
90	10.562	1:17.575
164	11.147	1:18.404
38	11.409	1:17.226
82	15.789	1:18.072
138	1 Lap	1:30.907
84	17.048	1:18.950
94	25.729	1:19.856
351	26.518	1:20.830
48	26.867	1:20.782
272	1 Lap	1:35.307
191	38.811	1:19.970
710	38.924	1:20.964
96	40.009	1:21.520
62	42.494	1:21.495
71	46.156	1:22.222
50	50.029	1:23.350
40	51.006	1:22.944
111	55.157	1:25.059
49	56.813	1:22.847
115	1:00.323	1:23.168
23	1:00.979	1:24.713
66	1:01.364	1:23.934
139	1:03.313	1:23.617
63	1:12.589	1:26.328

LAP 8 @ 12:39:21.798		
NO	BEHIND	LAP TIME

961		1:15.695
152	0.458	1:15.155
12	0.620	1:15.195
121	1.083	1:15.170
90	11.937	1:17.070
164	12.057	1:16.605
38	12.284	1:16.570
82	18.195	1:18.101
84	19.728	1:18.375
94	28.900	1:18.866
351	29.252	1:18.429
48	29.526	1:18.354
138	1 Lap	1:31.831
191	44.337	1:21.221
710	44.771	1:21.542
96	45.104	1:20.790
62	51.001	1:24.202
71	52.974	1:22.513
272	1 Lap	1:34.414
50	59.135	1:24.801
40	59.350	1:24.039
111	1:01.857	1:22.395
49	1:02.980	1:21.862
115	1:08.328	1:23.700
66	1:09.352	1:23.683

Weather / Track : Cloudy / Dry

Results can be found at www.tsl-timing.com

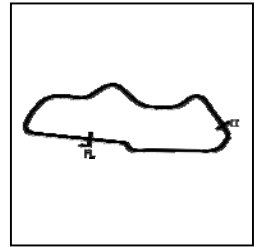
Donington Park National
Circuit Length = 1.9790 miles
Start: 12:29 Flag 12:39 End: 12:40

Printed - 12:41 Sunday, 06 September 2020

BMCRC - MRO Championships 2020 - Rnd 3 @ Donington Park National

BMCRC Thunderbike Sport

RACE 9 - SECTOR ANALYSIS



SECTOR 1 = FL to I1, SECTOR 2 = I1 to FL, DIFF = Difference To Personal Best Lap, P = Crossed Finish Line in Pit Lane, D = Time Disallowed

P1	961	Jack SIM	Yamaha R6 - ALLIUM by David stead Landscapes / Platform Lifi			
IDEAL LAP TIME : 1:15.340		BEST LAP TIME : 1:15.340	DIFFERENCE : 0.000			

LAP	SECTOR 1	SECTOR 2	LAP TIME	MPH	DIFF	TIME OF DAY
1 -		27.070	1:19.892	89.17	4.552	12:30:30.397
2 -	48.805	27.166	1:15.971	93.78	0.631	12:31:46.368
3 -	49.112	26.944	1:16.056	93.67	0.716	12:33:02.424
4 -	49.032	26.770	1:15.802 (3)	93.99	0.462	12:34:18.226
5 -	48.731	26.609	1:15.340 (1)	94.56		12:35:33.566
6 -	49.257	26.932	1:16.189	93.51	0.849	12:36:49.755
7 -	49.557	26.791	1:16.348	93.31	1.008	12:38:06.103
8 -	48.833	26.862	1:15.695 (2)	94.12	0.355	12:39:21.798

P2	152	Elliot FRICKER	Honda CBR600 - Ride in bike tyres			
IDEAL LAP TIME : 1:15.155		BEST LAP TIME : 1:15.155	DIFFERENCE : 0.000			

LAP	SECTOR 1	SECTOR 2	LAP TIME	MPH	DIFF	TIME OF DAY
1 -		26.732	1:19.792	89.28	4.637	12:30:30.297
2 -	49.410	27.151	1:16.561	93.05	1.406	12:31:46.858
3 -	49.144	26.854	1:15.998	93.74	0.843	12:33:02.856
4 -	49.009	26.739	1:15.748 (3)	94.05	0.593	12:34:18.604
5 -	48.598	26.683	1:15.281 (2)	94.64	0.126	12:35:33.885
6 -	49.054	27.674	1:16.728	92.85	1.573	12:36:50.613
7 -	49.410	27.078	1:16.488	93.14	1.333	12:38:07.101
8 -	48.586	26.569	1:15.155 (1)	94.79		12:39:22.256

P3	12	Cedric BLOCH	Kawasaki ZX6R - Brigit's Group & SDC Performance			
IDEAL LAP TIME : 1:15.011		BEST LAP TIME : 1:15.011	DIFFERENCE : 0.000			

LAP	SECTOR 1	SECTOR 2	LAP TIME	MPH	DIFF	TIME OF DAY
1 -		27.055	1:21.275	87.66	6.264	12:30:31.780
2 -	49.582	27.016	1:16.598	93.01	1.587	12:31:48.378
3 -	49.363	26.890	1:16.253	93.43	1.242	12:33:04.631
4 -	49.058	26.625	1:15.683 (3)	94.13	0.672	12:34:20.314
5 -	48.580	26.431	1:15.011 (1)	94.98		12:35:35.325
6 -	49.061	26.659	1:15.720	94.09	0.709	12:36:51.045
7 -	48.934	27.244	1:16.178	93.52	1.167	12:38:07.223
8 -	48.758	26.437	1:15.195 (2)	94.74	0.184	12:39:22.418

P4	121	Roger MARSH	Honda CBR600 -			
IDEAL LAP TIME : 1:15.170		BEST LAP TIME : 1:15.170	DIFFERENCE : 0.000			

LAP	SECTOR 1	SECTOR 2	LAP TIME	MPH	DIFF	TIME OF DAY
1 -		26.736	1:20.697	88.28	5.527	12:30:31.202
2 -	49.750	26.903	1:16.653	92.94	1.483	12:31:47.855
3 -	49.103	26.578	1:15.681	94.14	0.511	12:33:03.536
4 -	48.993	26.420	1:15.413 (2)	94.47	0.243	12:34:18.949
5 -	48.962	26.695	1:15.657 (3)	94.17	0.487	12:35:34.606
6 -	49.089	27.046	1:16.135	93.57	0.965	12:36:50.741
7 -	49.670	27.300	1:16.970	92.56	1.800	12:38:07.711
8 -	48.862	26.308	1:15.170 (1)	94.78		12:39:22.881

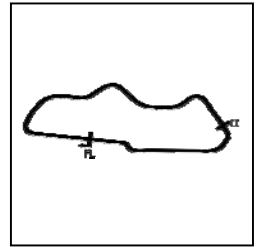
Weather / Track : Cloudy / Dry

Donington Park National
Circuit Length = 1.9790 miles
Start: 12:29 Flag 12:39 End: 12:40

BMCRC - MRO Championships 2020 - Rnd 3 @ Donington Park National

BMCRC Thunderbike Sport

RACE 9 - SECTOR ANALYSIS



SECTOR 1 = FL to I1, SECTOR 2 = I1 to FL, DIFF = Difference To Personal Best Lap, P = Crossed Finish Line in Pit Lane, D = Time Disallowed

P5 90 Edward WATSON		Yamaha R6 - Motorsportdays.com TEA Time Racing				
IDEAL LAP TIME : 1:16.258		BEST LAP TIME : 1:16.258		DIFFERENCE : 0.000		
LAP	SECTOR 1	SECTOR 2	LAP TIME	MPH	DIFF	TIME OF DAY
1 -		27.666	1:23.844	84.97	7.586	12:30:34.349
2 -	50.326	27.526	1:17.852	91.51	1.594	12:31:52.201
3 -	49.733	27.278	1:17.011 (3)	92.51	0.753	12:33:09.212
4 -	49.983	27.039	1:17.022	92.50	0.764	12:34:26.234
5 -	49.296	26.962	1:16.258 (1)	93.42		12:35:42.492
6 -	49.504	27.094	1:16.598 (2)	93.01	0.340	12:36:59.090
7 -	50.455	27.120	1:17.575	91.84	1.317	12:38:16.665
8 -	49.661	27.409	1:17.070	92.44	0.812	12:39:33.735

P6 164 Robert SALTNER		Kawasaki ZX6R - Capital Concrete Ltd				
IDEAL LAP TIME : 1:15.948		BEST LAP TIME : 1:16.578		DIFFERENCE : 0.630		
LAP	SECTOR 1	SECTOR 2	LAP TIME	MPH	DIFF	TIME OF DAY
1 -		27.584	1:22.626	86.22	6.048	12:30:33.131
2 -	50.218	27.248	1:17.466	91.97	0.888	12:31:50.597
3 -	50.307	27.175	1:17.482	91.95	0.904	12:33:08.079
4 -	49.823	27.322	1:17.145	92.35	0.567	12:34:25.224
5 -	50.318	26.726	1:17.044 (3)	92.47	0.466	12:35:42.268
6 -	50.003	26.575	1:16.578 (1)	93.03		12:36:58.846
7 -	50.654	27.750	1:18.404	90.87	1.826	12:38:17.250
8 -	49.373	27.232	1:16.605 (2)	93.00	0.027	12:39:33.855

P7 38 James REVELEY		Yamaha R6 - PCN Racing				
IDEAL LAP TIME : 1:16.456		BEST LAP TIME : 1:16.570		DIFFERENCE : 0.114		
LAP	SECTOR 1	SECTOR 2	LAP TIME	MPH	DIFF	TIME OF DAY
1 -		27.600	1:23.029	85.80	6.459	12:30:33.534
2 -	50.317	27.242	1:17.559	91.86	0.989	12:31:51.093
3 -	50.068	27.439	1:17.507	91.92	0.937	12:33:08.600
4 -	50.007	27.288	1:17.295	92.17	0.725	12:34:25.895
5 -	50.035	27.241	1:17.276	92.19	0.706	12:35:43.171
6 -	50.095	27.020	1:17.115 (2)	92.38	0.545	12:37:00.286
7 -	49.871	27.355	1:17.226 (3)	92.25	0.656	12:38:17.512
8 -	49.436	27.134	1:16.570 (1)	93.04		12:39:34.082

P8 82 Matt HINNELLS		Honda CBR600F - BD Racing				
IDEAL LAP TIME : 1:17.242		BEST LAP TIME : 1:17.242		DIFFERENCE : 0.000		
LAP	SECTOR 1	SECTOR 2	LAP TIME	MPH	DIFF	TIME OF DAY
1 -		27.564	1:24.402	84.41	7.160	12:30:34.907
2 -	50.700	27.504	1:18.204	91.10	0.962	12:31:53.111
3 -	50.106	27.293	1:17.399 (2)	92.05	0.157	12:33:10.510
4 -	49.988	27.254	1:17.242 (1)	92.23		12:34:27.752
5 -	50.927	27.506	1:18.433	90.83	1.191	12:35:46.185
6 -	50.342	27.293	1:17.635 (3)	91.77	0.393	12:37:03.820
7 -	50.316	27.756	1:18.072	91.25	0.830	12:38:21.892
8 -	50.552	27.549	1:18.101	91.22	0.859	12:39:39.993

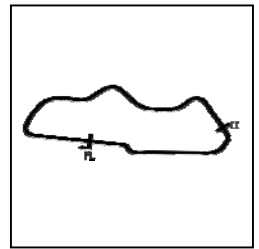
Weather / Track : Cloudy / Dry

Donington Park National
Circuit Length = 1.9790 miles
Start: 12:29 Flag 12:39 End: 12:40

BMCRC - MRO Championships 2020 - Rnd 3 @ Donington Park National

BMCRC Thunderbike Sport

RACE 9 - SECTOR ANALYSIS



SECTOR 1 = FL to I1, SECTOR 2 = I1 to FL, DIFF = Difference To Personal Best Lap, P = Crossed Finish Line in Pit Lane, D = Time Disallowed

P9 84		Ricardo BRANCO		Yamaha R6 - IMP Racing		
IDEAL LAP TIME : 1:17.856		BEST LAP TIME : 1:18.141		DIFFERENCE : 0.285		
LAP	SECTOR 1	SECTOR 2	LAP TIME	MPH	DIFF	TIME OF DAY
1 -		27.510	1:21.149	87.79	3.008	12:30:31.654
2 -	50.899	27.690	1:18.589	90.65	0.448	12:31:50.243
3 -	50.427	27.714	1:18.141 (1)	91.17		12:33:08.384
4 -	51.032	27.595	1:18.627	90.61	0.486	12:34:27.011
5 -	50.357	27.973	1:18.330 (2)	90.95	0.189	12:35:45.341
6 -	51.331	27.529	1:18.860	90.34	0.719	12:37:04.201
7 -	51.117	27.833	1:18.950	90.24	0.809	12:38:23.151
8 -	50.876	27.499	1:18.375 (3)	90.90	0.234	12:39:41.526

P10 94		Steve SAINT		Yamaha 600 HYBRID - me		
IDEAL LAP TIME : 1:18.640		BEST LAP TIME : 1:18.724		DIFFERENCE : 0.084		
LAP	SECTOR 1	SECTOR 2	LAP TIME	MPH	DIFF	TIME OF DAY
1 -		28.024	1:25.358	83.46	6.634	12:30:35.863
2 -	51.114	27.857	1:18.971 (3)	90.21	0.247	12:31:54.834
3 -	51.558	27.717	1:19.275	89.87	0.551	12:33:14.109
4 -	51.870	27.833	1:19.703	89.38	0.979	12:34:33.812
5 -	51.642	27.798	1:19.440	89.68	0.716	12:35:53.252
6 -	51.198	27.526	1:18.724 (1)	90.50		12:37:11.976
7 -	51.994	27.862	1:19.856	89.21	1.132	12:38:31.832
8 -	51.119	27.747	1:18.866 (2)	90.33	0.142	12:39:50.698

P11 351		Sam DIGBY-BAKER		Yamaha R6 -		
IDEAL LAP TIME : 1:18.429		BEST LAP TIME : 1:18.429		DIFFERENCE : 0.000		
LAP	SECTOR 1	SECTOR 2	LAP TIME	MPH	DIFF	TIME OF DAY
1 -		28.085	1:25.149	83.67	6.720	12:30:35.654
2 -	51.717	28.108	1:19.825	89.25	1.396	12:31:55.479
3 -	51.360	27.754	1:19.114	90.05	0.685	12:33:14.593
4 -	51.880	27.646	1:19.526	89.58	1.097	12:34:34.119
5 -	51.177	27.700	1:18.877 (3)	90.32	0.448	12:35:52.996
6 -	51.190	27.605	1:18.795 (2)	90.41	0.366	12:37:11.791
7 -	53.075	27.755	1:20.830	88.14	2.401	12:38:32.621
8 -	51.002	27.427	1:18.429 (1)	90.84		12:39:51.050

P12 48		Shaun WALLIS		Yamaha R6 - MBC Despatch Racing		
IDEAL LAP TIME : 1:18.354		BEST LAP TIME : 1:18.354		DIFFERENCE : 0.000		
LAP	SECTOR 1	SECTOR 2	LAP TIME	MPH	DIFF	TIME OF DAY
1 -		27.970	1:25.577	83.25	7.223	12:30:36.082
2 -	51.422	28.418	1:19.840	89.23	1.486	12:31:55.922
3 -	51.244	27.853	1:19.097	90.07	0.743	12:33:15.019
4 -	51.732	27.537	1:19.269	89.87	0.915	12:34:34.288
5 -	51.485	27.593	1:19.078 (3)	90.09	0.724	12:35:53.366
6 -	51.411	27.411	1:18.822 (2)	90.38	0.468	12:37:12.188
7 -	53.323	27.459	1:20.782	88.19	2.428	12:38:32.970
8 -	50.997	27.357	1:18.354 (1)	90.92		12:39:51.324

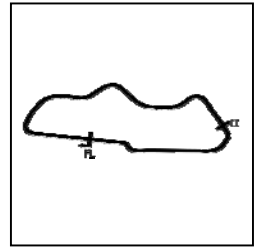
Weather / Track : Cloudy / Dry

Donington Park National
Circuit Length = 1.9790 miles
Start: 12:29 Flag 12:39 End: 12:40

BMCRC - MRO Championships 2020 - Rnd 3 @ Donington Park National

BMCRC Thunderbike Sport

RACE 9 - SECTOR ANALYSIS



SECTOR 1 = FL to I1, SECTOR 2 = I1 to FL, DIFF = Difference To Personal Best Lap, P = Crossed Finish Line in Pit Lane, D = Time Disallowed

P13 191		James SEATH		Kawasaki ZX6-RR - Ovenden Earthmoving		
IDEAL LAP TIME : 1:18.950		BEST LAP TIME : 1:19.271		DIFFERENCE : 0.321		
LAP	SECTOR 1	SECTOR 2	LAP TIME	MPH	DIFF	TIME OF DAY
1 -		28.868	1:32.439	77.07	13.168	12:30:42.944
2 -	54.362	28.506	1:22.868	85.97	3.597	12:32:05.812
3 -	52.913	28.209	1:21.122	87.82	1.851	12:33:26.934
4 -	51.789	27.482	1:19.271 (1)	89.87		12:34:46.205
5 -	51.593	27.743	1:19.336 (2)	89.80	0.065	12:36:05.541
6 -	51.468	27.935	1:19.403 (3)	89.72	0.132	12:37:24.944
7 -	51.532	28.438	1:19.970	89.09	0.699	12:38:44.914
8 -	53.299	27.922	1:21.221	87.71	1.950	12:40:06.135

P14 710 R		Craig HENSTOCK		Suzuki SV650 -		
IDEAL LAP TIME : 1:20.009		BEST LAP TIME : 1:20.023		DIFFERENCE : 0.014		
LAP	SECTOR 1	SECTOR 2	LAP TIME	MPH	DIFF	TIME OF DAY
1 -		29.038	1:29.566	79.54	9.543	12:30:40.071
2 -	52.326	29.538	1:21.864	87.03	1.841	12:32:01.935
3 -	52.390	28.695	1:21.085	87.86	1.062	12:33:23.020
4 -	51.706	28.317	1:20.023 (1)	89.03		12:34:43.043
5 -	52.430	28.410	1:20.840 (3)	88.13	0.817	12:36:03.883
6 -	51.692	28.488	1:20.180 (2)	88.85	0.157	12:37:24.063
7 -	51.890	29.074	1:20.964	87.99	0.941	12:38:45.027
8 -	52.771	28.771	1:21.542	87.37	1.519	12:40:06.569

P15 96		Neil GREGORY		Ducati MONSTER - SNC Scaffolding		
IDEAL LAP TIME : 1:20.213		BEST LAP TIME : 1:20.236		DIFFERENCE : 0.023		
LAP	SECTOR 1	SECTOR 2	LAP TIME	MPH	DIFF	TIME OF DAY
1 -		29.131	1:27.366	81.54	7.130	12:30:37.871
2 -	52.549	28.937	1:21.486	87.43	1.250	12:31:59.357
3 -	52.409	28.877	1:21.286 (3)	87.64	1.050	12:33:20.643
4 -	53.003	28.971	1:21.974	86.91	1.738	12:34:42.617
5 -	53.308	28.431	1:21.739	87.16	1.503	12:36:04.356
6 -	51.845	28.391	1:20.236 (1)	88.79		12:37:24.592
7 -	52.480	29.040	1:21.520	87.39	1.284	12:38:46.112
8 -	52.422	28.368	1:20.790 (2)	88.18	0.554	12:40:06.902

P16 62 R		James KING		Suzuki SV650 -		
IDEAL LAP TIME : 1:20.639		BEST LAP TIME : 1:20.867		DIFFERENCE : 0.228		
LAP	SECTOR 1	SECTOR 2	LAP TIME	MPH	DIFF	TIME OF DAY
1 -		29.636	1:29.030	80.02	8.163	12:30:39.535
2 -	52.633	29.482	1:22.115	86.76	1.248	12:32:01.650
3 -	53.486	28.574	1:22.060	86.82	1.193	12:33:23.710
4 -	52.083	28.784	1:20.867 (1)	88.10		12:34:44.577
5 -	52.821	28.833	1:21.654	87.25	0.787	12:36:06.231
6 -	52.065	28.806	1:20.871 (2)	88.09	0.004	12:37:27.102
7 -	52.486	29.009	1:21.495 (3)	87.42	0.628	12:38:48.597
8 -	54.967	29.235	1:24.202	84.61	3.335	12:40:12.799

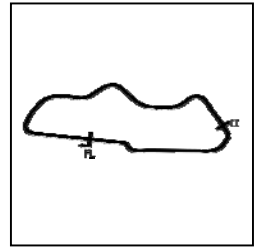
Weather / Track : Cloudy / Dry

Donington Park National
Circuit Length = 1.9790 miles
Start: 12:29 Flag 12:39 End: 12:40

BMCRC - MRO Championships 2020 - Rnd 3 @ Donington Park National

BMCRC Thunderbike Sport

RACE 9 - SECTOR ANALYSIS



SECTOR 1 = FL to I1, SECTOR 2 = I1 to FL, DIFF = Difference To Personal Best Lap, P = Crossed Finish Line in Pit Lane, D = Time Disallowed

P17 71		Colin CLUNE		Suzuki SV650 -		
IDEAL LAP TIME : 1:21.207		BEST LAP TIME : 1:21.443		DIFFERENCE : 0.236		
LAP	SECTOR 1	SECTOR 2	LAP TIME	MPH	DIFF	TIME OF DAY
1 -		30.459	1:29.139	79.92	7.696	12:30:39.644
2 -	53.819	29.307	1:23.126	85.70	1.683	12:32:02.770
3 -	53.418	29.367	1:22.785	86.06	1.342	12:33:25.555
4 -	52.541	29.036	1:21.577 (3)	87.33	0.134	12:34:47.132
5 -	52.661	28.782	1:21.443 (1)	87.48		12:36:08.575
6 -	52.796	28.666	1:21.462 (2)	87.45	0.019	12:37:30.037
7 -	53.193	29.029	1:22.222	86.65	0.779	12:38:52.259
8 -	53.537	28.976	1:22.513	86.34	1.070	12:40:14.772

P18 50		Paul ROBSON		Kawaski ZX6R - RBProperty services & Environment Lighting		
IDEAL LAP TIME : 1:21.691		BEST LAP TIME : 1:21.793		DIFFERENCE : 0.102		
LAP	SECTOR 1	SECTOR 2	LAP TIME	MPH	DIFF	TIME OF DAY
1 -		30.085	1:29.027	80.02	7.234	12:30:39.532
2 -	53.767	29.181	1:22.948	85.89	1.155	12:32:02.480
3 -	54.178	29.547	1:23.725	85.09	1.932	12:33:26.205
4 -	53.115	28.678	1:21.793 (1)	87.10		12:34:47.998
5 -	53.434	28.919	1:22.353 (2)	86.51	0.560	12:36:10.351
6 -	53.855	28.576	1:22.431 (3)	86.43	0.638	12:37:32.782
7 -	53.943	29.407	1:23.350	85.47	1.557	12:38:56.132
8 -	55.328	29.473	1:24.801	84.01	3.008	12:40:20.933

P19 40		Simon WILKINSON		Suzuki SV650 - S P Wilkinson Engineering Ltd		
IDEAL LAP TIME : 1:22.106		BEST LAP TIME : 1:22.221		DIFFERENCE : 0.115		
LAP	SECTOR 1	SECTOR 2	LAP TIME	MPH	DIFF	TIME OF DAY
1 -		29.876	1:30.135	79.04	7.914	12:30:40.640
2 -	53.493	29.298	1:22.791	86.05	0.570	12:32:03.431
3 -	53.948	29.505	1:23.453	85.37	1.232	12:33:26.884
4 -	53.270	29.282	1:22.552 (3)	86.30	0.331	12:34:49.436
5 -	53.296	28.925	1:22.221 (1)	86.65		12:36:11.657
6 -	53.181	29.327	1:22.508 (2)	86.35	0.287	12:37:34.165
7 -	53.633	29.311	1:22.944	85.89	0.723	12:38:57.109
8 -	54.586	29.453	1:24.039	84.77	1.818	12:40:21.148

P20 111 R		Darren O'LEARY		Suzuki SV650 - Pompey Motorcycle Racing		
IDEAL LAP TIME : 1:22.320		BEST LAP TIME : 1:22.395		DIFFERENCE : 0.075		
LAP	SECTOR 1	SECTOR 2	LAP TIME	MPH	DIFF	TIME OF DAY
1 -		30.271	1:30.355	78.85	7.960	12:30:40.860
2 -	53.609	29.395	1:23.004 (3)	85.83	0.609	12:32:03.864
3 -	53.130	29.505	1:22.635 (2)	86.21	0.240	12:33:26.499
4 -	53.499	29.688	1:23.187	85.64	0.792	12:34:49.686
5 -	53.500	29.723	1:23.223	85.60	0.828	12:36:12.909
6 -	53.589	29.703	1:23.292	85.53	0.897	12:37:36.201
7 -	54.684	30.375	1:25.059	83.76	2.664	12:39:01.260
8 -	53.205	29.190	1:22.395 (1)	86.46		12:40:23.655

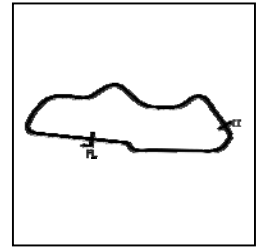
Weather / Track : Cloudy / Dry

Donington Park National
Circuit Length = 1.9790 miles
Start: 12:29 Flag 12:39 End: 12:40

BMCRC - MRO Championships 2020 - Rnd 3 @ Donington Park National

BMCRC Thunderbike Sport

RACE 9 - SECTOR ANALYSIS



SECTOR 1 = FL to I1, SECTOR 2 = I1 to FL, DIFF = Difference To Personal Best Lap, P = Crossed Finish Line in Pit Lane, D = Time Disallowed

P21 49 R		Oli CHAYTOR		Yamaha R6 - PearTree Racing		
IDEAL LAP TIME : 1:21.351		BEST LAP TIME : 1:21.862		DIFFERENCE : 0.511		
LAP	SECTOR 1	SECTOR 2	LAP TIME	MPH	DIFF	TIME OF DAY
1 -		30.019	1:32.025	77.42	10.163	12:30:42.530
2 -	55.061	29.638	1:24.699	84.11	2.837	12:32:07.229
3 -	53.980	29.533	1:23.513	85.31	1.651	12:33:30.742
4 -	54.710	29.498	1:24.208	84.60	2.346	12:34:54.950
5 -	53.747	29.370	1:23.117	85.71	1.255	12:36:18.067
6 -	52.944	29.058	1:22.002 (2)	86.88	0.140	12:37:40.069
7 -	53.894	28.953	1:22.847 (3)	85.99	0.985	12:39:02.916
8 -	52.398	29.464	1:21.862 (1)	87.03		12:40:24.778

P22 115		Albert WILLISHER		Suzuki GSXR600 K5 - willsher machinery ltd		
IDEAL LAP TIME : 1:22.788		BEST LAP TIME : 1:23.168		DIFFERENCE : 0.380		
LAP	SECTOR 1	SECTOR 2	LAP TIME	MPH	DIFF	TIME OF DAY
1 -		29.781	1:31.185	78.13	8.017	12:30:41.690
2 -	54.280	29.731	1:24.011	84.80	0.843	12:32:05.701
3 -	54.799	29.695	1:24.494	84.32	1.326	12:33:30.195
4 -	55.101	29.693	1:24.794	84.02	1.626	12:34:54.989
5 -	54.590	29.775	1:24.365	84.45	1.197	12:36:19.354
6 -	54.322	29.582	1:23.904 (3)	84.91	0.736	12:37:43.258
7 -	54.660	28.508	1:23.168 (1)	85.66		12:39:06.426
8 -	54.776	28.924	1:23.700 (2)	85.12	0.532	12:40:30.126

P23 66		Andrew HARRISON		Kawasaki ZX6R - Harrison Engineering		
IDEAL LAP TIME : 1:22.236		BEST LAP TIME : 1:22.795		DIFFERENCE : 0.559		
LAP	SECTOR 1	SECTOR 2	LAP TIME	MPH	DIFF	TIME OF DAY
1 -		30.154	1:33.187	76.45	10.392	12:30:43.692
2 -	55.737	29.431	1:25.168	83.65	2.373	12:32:08.860
3 -	55.244	29.835	1:25.079	83.74	2.284	12:33:33.939
4 -	55.248	28.730	1:23.978	84.83	1.183	12:34:57.917
5 -	54.237	28.584	1:22.821 (2)	86.02	0.026	12:36:20.738
6 -	53.652	29.143	1:22.795 (1)	86.05		12:37:43.533
7 -	55.055	28.879	1:23.934	84.88	1.139	12:39:07.467
8 -	54.527	29.156	1:23.683 (3)	85.13	0.888	12:40:31.150

P24 23		Claire BECKETT		Suzuki SV650 - P Sheils & Sons		
IDEAL LAP TIME : 1:23.544		BEST LAP TIME : 1:23.544		DIFFERENCE : 0.000		
LAP	SECTOR 1	SECTOR 2	LAP TIME	MPH	DIFF	TIME OF DAY
1 -		29.900	1:30.799	78.46	7.255	12:30:41.304
2 -	53.880	29.664	1:23.544 (1)	85.28		12:32:04.848
3 -	54.543	29.742	1:24.285 (3)	84.53	0.741	12:33:29.133
4 -	54.800	29.796	1:24.596	84.21	1.052	12:34:53.729
5 -	54.837	29.861	1:24.698	84.11	1.154	12:36:18.427
6 -	54.249	29.693	1:23.942 (2)	84.87	0.398	12:37:42.369
7 -	54.775	29.938	1:24.713	84.10	1.169	12:39:07.082
8 -	55.313	29.690	1:25.003	83.81	1.459	12:40:32.085

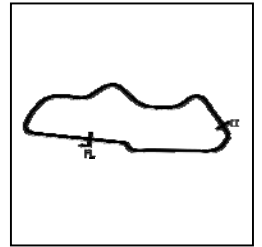
Weather / Track : Cloudy / Dry

Donington Park National
Circuit Length = 1.9790 miles
Start: 12:29 Flag 12:39 End: 12:40

BMCRC - MRO Championships 2020 - Rnd 3 @ Donington Park National

BMCRC Thunderbike Sport

RACE 9 - SECTOR ANALYSIS



SECTOR 1 = FL to I1, SECTOR 2 = I1 to FL, DIFF = Difference To Personal Best Lap, P = Crossed Finish Line in Pit Lane, D = Time Disallowed

P25 139 R Rob MARLEY			Honda CBR600F3 - PearTree Racing			
IDEAL LAP TIME : 1:22.328		BEST LAP TIME : 1:22.328		DIFFERENCE : 0.000		
LAP	SECTOR 1	SECTOR 2	LAP TIME	MPH	DIFF	TIME OF DAY
1 -		31.103	1:35.698	74.44	13.370	12:30:46.203
2 -	54.988	29.906	1:24.894	83.92	2.566	12:32:11.097
3 -	53.721	30.339	1:24.060	84.75	1.732	12:33:35.157
4 -	54.978	29.625	1:24.603	84.21	2.275	12:34:59.760
5 -	53.528	28.800	1:22.328 (1)	86.53		12:36:22.088
6 -	54.506	29.205	1:23.711	85.10	1.383	12:37:45.799
7 -	54.465	29.152	1:23.617 (3)	85.20	1.289	12:39:09.416
8 -	53.939	28.826	1:22.765 (2)	86.08	0.437	12:40:32.181

P26 63 Steve SMULOVIC			Suzuki SV650 - SFC Racing			
IDEAL LAP TIME : 1:24.918		BEST LAP TIME : 1:24.918		DIFFERENCE : 0.000		
LAP	SECTOR 1	SECTOR 2	LAP TIME	MPH	DIFF	TIME OF DAY
1 -		31.337	1:33.367	76.30	8.449	12:30:43.872
2 -	56.463	30.224	1:26.687	82.18	1.769	12:32:10.559
3 -	55.763	30.092	1:25.855	82.98	0.937	12:33:36.414
4 -	54.855	30.063	1:24.918 (1)	83.90		12:35:01.332
5 -	55.261	30.141	1:25.402 (2)	83.42	0.484	12:36:26.734
6 -	55.301	30.329	1:25.630 (3)	83.20	0.712	12:37:52.364
7 -	56.086	30.242	1:26.328	82.52	1.410	12:39:18.692
8 -	55.206	30.708	1:25.914	82.92	0.996	12:40:44.606

P27 138 R Craig JARMIN			Suzuki SV650 -			
IDEAL LAP TIME : 1:30.242		BEST LAP TIME : 1:30.626		DIFFERENCE : 0.384		
LAP	SECTOR 1	SECTOR 2	LAP TIME	MPH	DIFF	TIME OF DAY
1 -		31.745	1:37.109	73.36	6.483	12:30:47.614
2 -	58.550	32.633	1:31.183	78.13	0.557	12:32:18.797
3 -	58.927	32.211	1:31.138	78.17	0.512	12:33:49.935
4 -	58.718	32.139	1:30.857 (2)	78.41	0.231	12:35:20.792
5 -	58.683	31.943	1:30.626 (1)	78.61		12:36:51.418
6 -	59.215	31.692	1:30.907 (3)	78.37	0.281	12:38:22.325
7 -	59.513	32.318	1:31.831	77.58	1.205	12:39:54.156

P28 272 R Christopher COWAN			Suzuki SV650 - IMP Racing International			
IDEAL LAP TIME : 1:32.011		BEST LAP TIME : 1:33.229		DIFFERENCE : 1.218		
LAP	SECTOR 1	SECTOR 2	LAP TIME	MPH	DIFF	TIME OF DAY
1 -		32.368	1:40.381	70.97	7.152	12:30:50.886
2 -	1:01.891	34.033	1:35.924	74.27	2.695	12:32:26.810
3 -	1:00.473	33.185	1:33.658 (3)	76.07	0.429	12:34:00.468
4 -	1:00.835	32.394	1:33.229 (1)	76.42		12:35:33.697
5 -	1:01.789	31.538	1:33.327 (2)	76.34	0.098	12:37:07.024
6 -	1:03.173	32.134	1:35.307	74.75	2.078	12:38:42.331
7 -	1:01.869	32.545	1:34.414	75.46	1.185	12:40:16.745

P29 26 Lydia THOMPSON			Yamaha YZF-R6 - Flintstone Racing - David Simons Tuning			
IDEAL LAP TIME : 1:21.092		BEST LAP TIME : 1:21.214		DIFFERENCE : 0.122		
LAP	SECTOR 1	SECTOR 2	LAP TIME	MPH	DIFF	TIME OF DAY
1 -		28.906	1:28.501	80.50	7.287	12:30:39.006
2 -	52.848	29.397	1:22.245 (2)	86.62	1.031	12:32:01.251
3 -	54.179	29.232	1:23.411 (3)	85.41	2.197	12:33:24.662
4 -	52.970	28.244	1:21.214 (1)	87.72		12:34:45.876
5 -	53.034	IN PIT	1:24.273 P	84.54	3.059	12:36:10.149

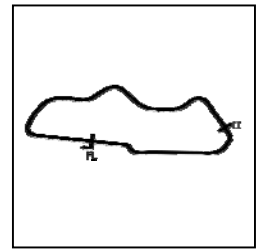
Weather / Track : Cloudy / Dry

Donington Park National
Circuit Length = 1.9790 miles
Start: 12:29 Flag 12:39 End: 12:40

BMCRC - MRO Championships 2020 - Rnd 3 @ Donington Park National

BMCRC Thunderbike Sport

RACE 9 - SECTOR ANALYSIS



SECTOR 1 = FL to I1, SECTOR 2 = I1 to FL, DIFF = Difference To Personal Best Lap, P = Crossed Finish Line in Pit Lane, D = Time Disallowed

P30 333 R		Mark STUBBERFIELD		Suzuki SV650 SUPERTWIN -		
IDEAL LAP TIME : 1:27.010		BEST LAP TIME : 1:27.010		DIFFERENCE : 0.000		
LAP	SECTOR 1	SECTOR 2	LAP TIME	MPH	DIFF	TIME OF DAY
1 -		30.976	1:35.576	74.54	8.566	12:30:46.081
2 -	56.495	30.515	1:27.010 (1)	81.88		12:32:13.091
3 -	57.632	31.738	1:29.370 (2)	79.72	2.360	12:33:42.461
4 -	58.433	30.978	1:29.411 (3)	79.68	2.401	12:35:11.872
5 -	59.848	30.973	1:30.821	78.44	3.811	12:36:42.693

P31 88		David COURT		Kawasaki NINJA 300 -		
IDEAL LAP TIME : 1:31.074		BEST LAP TIME : 1:31.209		DIFFERENCE : 0.135		
LAP	SECTOR 1	SECTOR 2	LAP TIME	MPH	DIFF	TIME OF DAY
1 -		32.942	1:39.286	71.75	8.077	12:30:49.791
2 -	58.885	32.955	1:31.840 (2)	77.57	0.631	12:32:21.631
3 -	58.675	32.534	1:31.209 (1)	78.11		12:33:52.840
4 -	58.540	IN PIT	1:38.330 P	72.45	7.121	12:35:31.170

Weather / Track : Cloudy / Dry

Results can be found at www.tsl-timing.com

Page 8 of 8

Donington Park National
Circuit Length = 1.9790 miles
Start: 12:29 Flag 12:39 End: 12:40

Printed - 12:41 Sunday, 06 September 2020

BMCRC - MRO Championships 2020 - Rnd 3 @ Donington Park National

BMCRC Thunderbike Sport

RACE 9 - BEST SECTORS

SECTOR 1			SECTOR 2			IDEAL / BEST COMPARISON						
POS	NO	NAME	TIME	NO	NAME	TIME	POS	NO	NAME	IDEAL	BEST	DIFF
									PERFECT LAP	1:14.888		
1	12	BLOCH	48.580	121	MARSH	26.308	1	12	BLOCH	1:15.011	1:15.011	0.000
2	152	FRICKER	48.586	12	BLOCH	26.431	2	152	FRICKER	1:15.155	1:15.155	0.000
3	961	SIM	48.731	152	FRICKER	26.569	3	121	MARSH	1:15.170	1:15.170	0.000
4	121	MARSH	48.862	164	SALTMER	26.575	4	961	SIM	1:15.340	1:15.340	0.000
5	90	WATSON	49.296	961	SIM	26.609	5	164	SALTMER	1:15.948	1:16.578	0.630
6	164	SALTMER	49.373	90	WATSON	26.962	6	90	WATSON	1:16.258	1:16.258	0.000
7	38	REVELEY	49.436	38	REVELEY	27.020	7	38	REVELEY	1:16.456	1:16.570	0.114
8	82	HINNELLS	49.988	82	HINNELLS	27.254	8	82	HINNELLS	1:17.242	1:17.242	0.000
9	84	BRANCO	50.357	48	WALLIS	27.357	9	84	BRANCO	1:17.856	1:18.141	0.285
10	48	WALLIS	50.997	351	DIGBY-BAKER	27.427	10	48	WALLIS	1:18.354	1:18.354	0.000
11	351	DIGBY-BAKER	51.002	191	SEATH	27.482	11	351	DIGBY-BAKER	1:18.429	1:18.429	0.000
12	94	SAINT	51.114	84	BRANCO	27.499	12	94	SAINT	1:18.640	1:18.724	0.084
13	191	SEATH	51.468	94	SAINT	27.526	13	191	SEATH	1:18.950	1:19.271	0.321
14	710	HENSTOCK	51.692	26	THOMPSON	28.244	14	710	HENSTOCK	1:20.009	1:20.023	0.014
15	96	GREGORY	51.845	710	HENSTOCK	28.317	15	96	GREGORY	1:20.213	1:20.236	0.023
16	62	KING	52.065	96	GREGORY	28.368	16	62	KING	1:20.639	1:20.867	0.228
17	49	CHAYTOR	52.398	115	WILLSHER	28.508	17	26	THOMPSON	1:21.092	1:21.214	0.122
18	71	CLUNE	52.541	62	KING	28.574	18	71	CLUNE	1:21.207	1:21.443	0.236
19	26	THOMPSON	52.848	50	ROBSON	28.576	19	49	CHAYTOR	1:21.351	1:21.862	0.511
20	50	ROBSON	53.115	66	HARRISON	28.584	20	50	ROBSON	1:21.691	1:21.793	0.102
21	111	O'LEARY	53.130	71	CLUNE	28.666	21	40	WILKINSON	1:22.106	1:22.221	0.115
22	40	WILKINSON	53.181	139	MARLEY	28.800	22	66	HARRISON	1:22.236	1:22.795	0.559
23	139	MARLEY	53.528	40	WILKINSON	28.925	23	111	O'LEARY	1:22.320	1:22.395	0.075
24	66	HARRISON	53.652	49	CHAYTOR	28.953	24	139	MARLEY	1:22.328	1:22.328	0.000
25	23	BECKETT	53.880	111	O'LEARY	29.190	25	115	WILLSHER	1:22.788	1:23.168	0.380
26	115	WILLSHER	54.280	23	BECKETT	29.664	26	23	BECKETT	1:23.544	1:23.544	0.000
27	63	SMULOVIC	54.855	63	SMULOVIC	30.063	27	63	SMULOVIC	1:24.918	1:24.918	0.000
28	333	STUBBERFIELD	56.495	333	STUBBERFIELD	30.515	28	333	STUBBERFIELD	1:27.010	1:27.010	0.000
29	88	COURT	58.540	272	COWAN	31.538	29	138	JARMIN	1:30.242	1:30.626	0.384
30	138	JARMIN	58.550	138	JARMIN	31.692	30	88	COURT	1:31.074	1:31.209	0.135
31	272	COWAN	1:00.473	88	COURT	32.534	31	272	COWAN	1:32.011	1:33.229	1.218
32												

Weather / Track : Cloudy / Dry

Results can be found at www.tsl-timing.com

Donington Park National
Circuit Length = 1.9790 miles
Start: 12:29 Flag 12:39 End: 12:40

Printed - 12:41 Sunday, 06 September 2020

BMCRC - MRO Championships 2020 - Rnd 3 @ Donington Park National

BMCRC Thunderbike Sport

RACE 9 - STATISTICS

Competitors Started 32
Planned Start 2020-09-06 @ 12:00:00.000
Actual Start 2020-09-06 @ 12:29:10.504
Finish Time 2020-09-06 @ 12:39:21.797
Track Length 1.9790mi.
Total Laps 236
Total Distance Covered 467.0598mi.

Session Fastest Lap History

NO	CL	NAME	LAP TIME	TIME OF DAY	LAP	VEHICLE
961		Jack SIM	1:15.971	12:31:46.371	2	Yamaha R6
121		Roger MARSH	1:15.681	12:33:03.543	3	Honda CBR600
121		Roger MARSH	1:15.413	12:34:18.954	4	Honda CBR600
961		Jack SIM	1:15.340	12:35:33.568	5	Yamaha R6
152		Elliot FRICKER	1:15.281	12:35:33.900	5	Honda CBR600
12		Cedric BLOCH	1:15.011	12:35:35.338	5	Kawasaki ZX6R

Session Leader History

NO	CL	NAME	FROM LAP	LAPS LED	DISTANCE	VEHICLE
152		Elliot FRICKER	1	1	1.94 miles	Honda CBR600
961		Jack SIM	2	7	13.85 miles	Yamaha R6

Flag History

TYPE	TIME OF DAY
GREEN	12:29:10.504
FINISH	12:39:21.797

Flag Statistics

TYPE	COUNT	TOTAL LAPS	TOTAL TIME
Green	1	8	11:37.519
Red	0	0	0.000
Safety Car	0	0	0.000
FCY	0	0	0.000

Weather / Track : Cloudy / Dry

BMCRC - MRO Championships 2020 - Rnd 3 @ Donington Park National

BMCRC Thunderbike Sport

RACE 9 - STATISTICS

CLASS :

24 Starters

Fastest Lap History

NO	NAME	LAP TIME	TIME OF DAY	LAP	VEHICLE
961	Jack SIM	1:15.971	12:31:46.371	2	Yamaha R6
121	Roger MARSH	1:15.681	12:33:03.543	3	Honda CBR600
121	Roger MARSH	1:15.413	12:34:18.954	4	Honda CBR600
961	Jack SIM	1:15.340	12:35:33.568	5	Yamaha R6
152	Elliot FRICKER	1:15.281	12:35:33.900	5	Honda CBR600
12	Cedric BLOCH	1:15.011	12:35:35.338	5	Kawasaki ZX6R

Leader History

NO	NAME	FROM LAP	LAPS LED	DISTANCE	VEHICLE
152	Elliot FRICKER	1	1	1.94 miles	Honda CBR600
961	Jack SIM	2	7	13.85 miles	Yamaha R6

Weather / Track : Cloudy / Dry

Results can be found at www.tsl-timing.com

Page 2 of 3

Donington Park National
Circuit Length = 1.9790 miles
Start: 12:29 Flag 12:39 End: 12:40

Printed - 12:41 Sunday, 06 September 2020

BMCRC - MRO Championships 2020 - Rnd 3 @ Donington Park National

BMCRC Thunderbike Sport

RACE 9 - STATISTICS

CLASS : R

8 Starters

Fastest Lap History

NO	NAME	LAP TIME	TIME OF DAY	LAP	VEHICLE
62	James KING	1:22.115	12:32:01.654	2	Suzuki SV650
710	Craig HENSTOCK	1:21.864	12:32:01.941	2	Suzuki SV650
710	Craig HENSTOCK	1:21.085	12:33:23.024	3	Suzuki SV650
710	Craig HENSTOCK	1:20.023	12:34:43.049	4	Suzuki SV650

Leader History

NO	NAME	FROM LAP	LAPS LED	DISTANCE	VEHICLE
62	James KING	1	2	3.92 miles	Suzuki SV650
710	Craig HENSTOCK	3	6	11.87 miles	Suzuki SV650

BMCRC - MRO Championships 2020 - Rnd 3 @ Donington Park National



BMCRC Thunderbike Sport

RACE 20 - GRID (8 Laps)

ROW 12	36		35		34	49 Oli CHAYTOR					
ROW 11		33	48 Shaun WALLIS	32	38 James REVELEY	31	12 Cedric BLOCH				
ROW 10	30	114 Samuel SNELLING	29	140 Tom SPALDING	28	624 Matthew FEDRICK					
ROW 9			1:33.229	27	272 Christopher COWAN	26	88 David COURT	25	138 Craig JARMIN		
ROW 8		1:27.010	24	333 Mark STUBBERFIELD	1:24.918	23	63 Steve SMULOVIC	1:23.544	22	23 Claire BECKETT	
ROW 7			1:23.168	21	115 Albert WILLISHER	1:22.795	20	66 Andrew HARRISON	1:22.395	19	111 Darren O'LEARY
ROW 6		1:22.328	18	139 Rob MARLEY	1:22.221	17	40 Simon WILKINSON	1:21.793	16	50 Paul ROBSON	
ROW 5			1:21.443	15	71 Colin CLUNE	1:21.214	14	26 Lydia THOMPSON	1:20.867	13	62 James KING
ROW 4		1:20.236	12	96 Neil GREGORY	1:20.023	11	710 Craig HENSTOCK	1:19.271	10	191 James SEATH	
ROW 3			1:18.724	9	94 Steve SAINT	1:18.429	8	351 Sam DIGBY-BAKER	1:18.141	7	84 Ricardo BRANCO
ROW 2		1:17.242	6	82 Matt HINNELLS	1:16.578	5	164 Robert SALTMER	1:16.258	4	90 Edward WATSON	
ROW 1			1:15.340	3	961 Jack SIM	1:15.170	2	121 Roger MARSH	1:15.155	1	152 Elliot FRICKER
										Pole	

Donington Park National
Circuit Length = 1.9790 miles

These results are provisional until the conclusion of any judicial and technical matters.

Clerk Of Course :	Steward :	Timekeeper :
-------------------	-----------	--------------

Results can be found at www.tsl-timing.com

Printed - 13:28 Sunday, 06 September 2020



BMCRC - MRO Championships 2020 - Rnd 3 @ Donington Park National



BMCRC Thunderbike Sport

RACE 20 - CLASSIFICATION - AMENDED

POS	NO	CL	PIC NAME	ENTRY	LAPS	TIME	GAP	DIFF	MPH	BEST	ON
1	961		1 Jack SIM	Yamaha R6 - ALLIUM by David stead Landscapes /	8	10:12.573			92.82	1:15.512	4
2	164		2 Robert SALTMER	Kawasaki ZX6R - Capital Concrete Ltd	8	10:22.567	9.994	9.994	91.33	1:16.305	4
3	90		3 Edward WATSON	Yamaha R6 - Motorsportdays.com TEA Time Racing	8	10:27.396	14.823	4.829	90.62	1:16.815	6
4	84		4 Ricardo BRANCO	Yamaha R6 - IMP Racing	8	10:29.693	17.120	2.297	90.29	1:17.684	6
5	152		5 Elliot FRICKER	Honda CBR600 - Ride in bike tyres	8	10:29.823	17.250	0.130	90.28	1:15.300	3
6	624		6 Matthew FEDRICK	Yamaha R6 - Matthew Fedrick farriers ltd	8	10:36.537	23.964	6.714	89.32	1:17.277	3
7	351		7 Sam DIGBY-BAKER	Yamaha R6 -	8	10:41.521	28.948	4.984	88.63	1:19.002	3
8	94		8 Steve SAINT	Yamaha 600 HYBRID - me	8	10:41.559	28.986	0.038	88.62	1:18.946	3
9	48		9 Shaun WALLIS	Yamaha R6 - MBC Despatch Racing	8	10:48.529	35.956	6.970	87.67	1:19.050	5
10	191		10 James SEATH	Kawasaki ZX6-RR - Ovenden Earthmoving	8	10:48.975	36.402	0.446	87.61	1:19.903	6
11	710	R	1 Craig HENSTOCK	Suzuki SV650 -	8	10:49.324	36.751	0.349	87.56	1:18.680	7
12	26		11 Lydia THOMPSON	Yamaha YZF-R6 - Flintstone Racing - David Simons	8	10:53.227	40.654	3.903	87.04	1:19.968	6
13	96		12 Neil GREGORY	Ducati MONSTER - SNC Scaffolding	8	11:00.413	47.840	7.186	86.09	1:21.150	5
14	40		13 Simon WILKINSON	Suzuki SV650 - S P Wilkinson Engineering Ltd	8	11:08.043	55.470	7.630	85.11	1:21.700	6
15	717	R	2 James SHEEHAN	Suzuki GLADIUS 650 -	8	11:08.224	55.651	0.181	85.09	1:21.664	6
16	71		14 Colin CLUNE	Suzuki SV650 -	8	11:08.452	55.879	0.228	85.06	1:21.645	6
17	111	R	3 Darren O'LEARY	Suzuki SV650 - Pompey Motorcycle Racing	8	11:09.754	57.181	1.302	84.89	1:22.088	6
18	66		15 Andrew HARRISON	Kawasaki ZX6R - Harrison Engineering	8	11:11.344	58.771	1.590	84.69	1:21.787	6
19	49	R	4 Oli CHAYTOR	Yamaha R6 - PearTree Racing	8	11:15.244	1:02.671	3.900	84.20	1:22.110	5
20	139	R	5 Rob MARLEY	Honda CBR600F3 - PearTree Racing	8	11:27.472	1:14.899	12.228	82.70	1:22.537	3
21	62	R	6 James KING	Suzuki SV650 -	8	11:32.600	1:20.027	5.128	82.09	1:20.518	4
22	63		16 Steve SMULOVIC	Suzuki SV650 - SFC Racing	8	11:33.021	1:20.448	0.421	82.04	1:25.054	2
23	23		17 Claire BECKETT	Suzuki SV650 - P Sheils & Sons	8	11:33.731	1:21.158	0.710	81.96	1:25.252	4
24	138	R	7 Craig JARMIN	Suzuki SV650 -	7	10:22.742	1 Lap	1 Lap	79.86	1:26.822	6
25	115*		18 Albert WILLISHER	Suzuki GSXR600 K5 - willsher machinery ltd	7	10:27.167	1 Lap	4.425	79.30	1:25.022	7
26	272	R	8 Christopher COWAN	Suzuki SV650 - IMP Racing International	7	11:30.429	1 Lap	1:03.262	72.03	1:36.659	3

NOT CLASSIFIED

DNF	333*	R	Mark STUBBERFIELD	Suzuki SV650 SUPERTWIN -	6	9:28.601	2 Laps	1 Lap	74.94	1:26.893	5
DNF	12		Cedric BLOCH	Kawasaki ZX6R - Brigit's Group & SDC Performance	4	5:34.036	4 Laps	2 Laps	84.90	1:20.663	2
DNF	82		Matt HINNELLS	Honda CBR600F - BD Racing	3	4:02.305	5 Laps	1 Lap	87.64	1:18.419	2
DQ	38		James REVELEY	Yamaha R6 - PCN Racing	0						

FASTEST LAP

152			Elliot FRICKER	Honda CBR600 - Ride in bike tyres	3	1:15.300			94.61 mph	152.27 kph	
710	R		Craig HENSTOCK	Suzuki SV650 -	7	1:18.680			90.55 mph	145.72 kph	

* Bikes 115 & 333 - 10 second penalties - jump start

Bike 38 - Disqualified for failing to attend post race technical inspection

Class - 92.5% of Race Speed = 85.85 mph

Class R - 92.5% of Race Speed = 80.99 mph

Donington Park National
Circuit Length = 1.9790 miles
Start: 16:18 Flag 16:28 End: 16:29

Weather / Track : Cloudy / Dry

These results are provisional until the conclusion of any judicial and technical matters.

Clerk Of Course :	Steward :	Timekeeper :
-------------------	-----------	--------------

Results can be found at www.tsl-timing.com

Printed - 16:43 Sunday, 06 September 2020



BMCRC - MRO Championships 2020 - Rnd 3 @ Donington Park National

BMCRC Thunderbike Sport

RACE 20 - LAP CHART

LAP 1 @ 16:19:27.976

NO	BEHIND	LAP TIME
961		1:19.797
152	2.368	1:22.165
84	2.626	1:22.423
90	3.580	1:23.377
82	3.888	1:23.685
164	4.054	1:23.851
351	5.586	1:25.383
624	6.401	1:26.198
94	6.547	1:26.344
38	6.862	1:26.659
96	6.879	1:26.676
191	7.386	1:27.183
26	8.162	1:27.959
710	8.599	1:28.396
48	8.640	1:28.437
62	8.718	1:28.515
12	9.409	1:29.206
71	10.042	1:29.839
40	10.237	1:30.034
111	10.496	1:30.293
717	10.971	1:30.768
66	12.115	1:31.912
23	12.196	1:31.993
63	13.193	1:32.990
139	13.686	1:33.483
49	14.308	1:34.105
333	15.139	1:34.936
138	16.300	1:36.097
115	17.849	1:37.646
272	24.227	1:44.024

LAP 2 @ 16:20:43.588

NO	BEHIND	LAP TIME
961		1:15.612
152	2.556	1:15.800
84	5.141	1:18.127
164	5.878	1:17.436
90	6.225	1:18.257
82	6.695	1:18.419
624	8.965	1:18.176
351	9.486	1:19.512
38	9.708	1:18.458
94	10.102	1:19.167
191	12.835	1:21.061
96	13.371	1:22.104
26	13.775	1:21.225
48	14.062	1:21.034
710	14.350	1:21.363
12	14.460	1:20.663
62	15.195	1:22.089
71	17.130	1:22.700
717	17.702	1:22.343
111	17.894	1:23.010
40	18.299	1:23.674
66	20.561	1:24.058
49	22.106	1:23.410
23	22.371	1:25.787
63	22.635	1:25.054
139	22.755	1:24.681
333	28.049	1:28.522
138	28.940	1:28.252
115	30.134	1:27.897

272 45.829 1:37.214

LAP 3 @ 16:21:59.408

NO	BEHIND	LAP TIME
961		1:15.820
152	2.036	1:15.300
164	7.115	1:17.057
84	7.422	1:18.101
90	7.599	1:17.194
624	10.422	1:17.277
82	11.076	1:20.201
38	11.704	1:17.816
351	12.668	1:19.002
94	13.228	1:18.946
191	17.099	1:20.084
26	18.871	1:20.916
96	19.166	1:21.615
12	19.308	1:20.668
48	20.244	1:22.002
710	20.599	1:22.069
62	20.893	1:21.518
71	23.789	1:22.479
717	24.119	1:22.237
111	24.749	1:22.675
40	24.912	1:22.433
66	28.314	1:23.573
49	28.992	1:22.706
139	29.472	1:22.537
23	32.667	1:26.116
63	33.050	1:26.235
138	41.427	1:28.307
115	42.180	1:27.866
333	42.306	1:30.077
272	1:06.668	1:36.659

LAP 4 @ 16:23:14.920

NO	BEHIND	LAP TIME
961		1:15.512
152	2.266	1:15.742
164	7.908	1:16.305
84	10.328	1:18.418
90	10.406	1:18.319
624	12.579	1:17.669
38	14.747	1:18.555
351	17.253	1:20.097
94	17.533	1:19.817
191	21.855	1:20.268
26	23.629	1:20.270
48	24.246	1:19.514
96	25.619	1:21.965
710	25.787	1:20.700
62	25.899	1:20.518
12	27.295	1:23.499 P
71	30.921	1:22.644
717	31.071	1:22.464
40	31.555	1:22.155
111	32.420	1:23.183
66	36.379	1:23.577
49	37.463	1:23.983
139	38.047	1:24.087
23	42.407	1:25.252
63	42.897	1:25.359
115	53.333	1:26.665
138	54.054	1:28.139

333 54.168 1:27.374

LAP 5 @ 16:24:30.717

NO	BEHIND	LAP TIME
961		1:15.797
164	9.911	1:17.800
90	12.552	1:17.943
272	1 Lap	1:37.588
84	13.045	1:18.514
624	14.823	1:18.041
38	16.992	1:18.042
152	18.818	1:32.349
351	20.707	1:19.251
94	20.960	1:19.224
191	26.476	1:20.418
48	27.499	1:19.050
26	28.272	1:20.440
710	29.246	1:19.256
96	30.972	1:21.150
62	31.931	1:21.829
717	38.506	1:23.232
40	38.809	1:23.051
71	39.055	1:23.931
111	39.442	1:22.819
66	43.091	1:22.509
49	43.776	1:22.110
139	47.380	1:25.130
23	52.248	1:25.638
63	52.602	1:25.502
115	1:04.280	1:26.744
333	1:05.264	1:26.893
138	1:06.515	1:28.258

LAP 6 @ 16:25:46.426

NO	BEHIND	LAP TIME
961		1:15.709
164	10.924	1:16.722
90	13.658	1:16.815
84	15.020	1:17.684
624	17.373	1:18.259
38	19.133	1:17.850
152	19.480	1:16.371
351	24.089	1:19.091
94	24.555	1:19.304
191	30.670	1:19.903
48	30.860	1:19.070
26	32.531	1:19.968
710	32.830	1:19.293
272	1 Lap	1:37.033
96	36.644	1:21.381
62	37.865	1:21.643
717	44.461	1:21.664
40	44.800	1:21.700
71	44.991	1:21.645
111	45.821	1:22.088
66	49.169	1:21.787
49	50.194	1:22.127
139	57.089	1:25.418
23	1:01.815	1:25.276
63	1:02.459	1:25.566
115	1:13.898	1:25.327

LAP 7 @ 16:27:02.812

NO	BEHIND	LAP TIME
961		1:16.386
138	1 Lap	1:26.822
164	11.184	1:16.646
90	14.478	1:17.206
84	16.353	1:17.719
152	18.946	1:15.852
38	19.832	1:17.085
624	23.848	1:22.861
333	1 Lap	1:50.799 P
94	27.359	1:19.190
351	27.660	1:19.957
191	34.431	1:20.147
48	34.525	1:20.051
710	35.124	1:18.680
26	36.746	1:20.601
96	42.302	1:22.044
62	43.490	1:22.011
717	50.346	1:22.271
40	50.726	1:22.312
71	51.235	1:22.630
111	52.026	1:22.591
66	54.671	1:21.888
272	1 Lap	1:38.576
49	56.833	1:23.025
139	1:05.155	1:24.452
23	1:11.597	1:26.168
63	1:12.004	1:25.931

LAP 8 @ 16:28:20.752

NO	BEHIND	LAP TIME
961		1:17.940
115	1 Lap	1:25.022
164	9.994	1:16.750
138	1 Lap	1:26.867
90	14.823	1:18.285
84	17.120	1:18.707
152	17.250	1:16.244
38	20.110	1:18.218
624	23.964	1:18.056
351	28.948	1:19.228
94	28.986	1:19.567
48	35.956	1:19.371
191	36.402	1:19.911
710	36.751	1:19.567
26	40.654	1:21.848
96	47.840	1:23.478
40	55.470	1:22.684
717	55.651	1:23.245
71	55.879	1:22.584
111	57.181	1:23.095
66	58.771	1:22.040
49	1:02.671	1:23.778
139	1:14.899	1:27.684
272	1 Lap	1:39.335
62	1:20.027	1:54.477
63	1:20.448	1:26.384
23	1:21.158	1:27.501

Weather / Track : Cloudy / Dry

Results can be found at www.tsl-timing.com

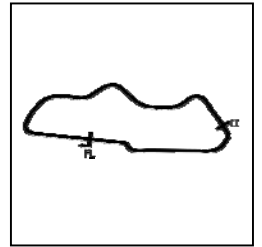
Donington Park National
 Circuit Length = 1.9790 miles
 Start: 16:18 Flag 16:28 End: 16:29

Printed - 16:30 Sunday, 06 September 2020

BMCRC - MRO Championships 2020 - Rnd 3 @ Donington Park National

BMCRC Thunderbike Sport

RACE 20 - SECTOR ANALYSIS



SECTOR 1 = FL to I1, SECTOR 2 = I1 to FL, DIFF = Difference To Personal Best Lap, P = Crossed Finish Line in Pit Lane, D = Time Disallowed

P1 961		Jack SIM		Yamaha R6 - ALLIUM by David stead Landscapes / Platform Lifi			
IDEAL LAP TIME : 1:15.451		BEST LAP TIME : 1:15.512		DIFFERENCE : 0.061			
LAP	SECTOR 1	SECTOR 2	LAP TIME	MPH	DIFF	TIME OF DAY	
1 -		26.960	1:19.797	89.28	4.285	16:19:27.976	
2 -	49.070	26.542	1:15.612 (2)	94.22	0.100	16:20:43.588	
3 -	49.185	26.635	1:15.820	93.96	0.308	16:21:59.408	
4 -	49.131	26.381	1:15.512 (1)	94.35		16:23:14.920	
5 -	49.183	26.614	1:15.797	93.99	0.285	16:24:30.717	
6 -	49.173	26.536	1:15.709 (3)	94.10	0.197	16:25:46.426	
7 -	49.344	27.042	1:16.386	93.27	0.874	16:27:02.812	
8 -	50.521	27.419	1:17.940	91.41	2.428	16:28:20.752	

P2 164		Robert SALTMER		Kawasaki ZX6R - Capital Concrete Ltd			
IDEAL LAP TIME : 1:16.305		BEST LAP TIME : 1:16.305		DIFFERENCE : 0.000			
LAP	SECTOR 1	SECTOR 2	LAP TIME	MPH	DIFF	TIME OF DAY	
1 -		28.668	1:23.851	84.96	7.546	16:19:32.030	
2 -	50.368	27.068	1:17.436	92.00	1.131	16:20:49.466	
3 -	49.798	27.259	1:17.057	92.45	0.752	16:22:06.523	
4 -	49.460	26.845	1:16.305 (1)	93.37		16:23:22.828	
5 -	50.390	27.410	1:17.800	91.57	1.495	16:24:40.628	
6 -	49.630	27.092	1:16.722 (3)	92.86	0.417	16:25:57.350	
7 -	49.791	26.855	1:16.646 (2)	92.95	0.341	16:27:13.996	
8 -	49.597	27.153	1:16.750	92.82	0.445	16:28:30.746	

P3 90		Edward WATSON		Yamaha R6 - Motorsportdays.com TEA Time Racing			
IDEAL LAP TIME : 1:16.704		BEST LAP TIME : 1:16.815		DIFFERENCE : 0.111			
LAP	SECTOR 1	SECTOR 2	LAP TIME	MPH	DIFF	TIME OF DAY	
1 -		27.857	1:23.377	85.45	6.562	16:19:31.556	
2 -	50.676	27.581	1:18.257	91.04	1.442	16:20:49.813	
3 -	49.790	27.404	1:17.194 (2)	92.29	0.379	16:22:07.007	
4 -	50.675	27.644	1:18.319	90.96	1.504	16:23:25.326	
5 -	49.936	28.007	1:17.943	91.40	1.128	16:24:43.269	
6 -	49.816	26.999	1:16.815 (1)	92.75		16:26:00.084	
7 -	49.705	27.501	1:17.206 (3)	92.28	0.391	16:27:17.290	
8 -	50.147	28.138	1:18.285	91.00	1.470	16:28:35.575	

P4 84		Ricardo BRANCO		Yamaha R6 - IMP Racing			
IDEAL LAP TIME : 1:17.504		BEST LAP TIME : 1:17.684		DIFFERENCE : 0.180			
LAP	SECTOR 1	SECTOR 2	LAP TIME	MPH	DIFF	TIME OF DAY	
1 -		27.529	1:22.423	86.43	4.739	16:19:30.602	
2 -	50.254	27.873	1:18.127	91.19	0.443	16:20:48.729	
3 -	50.442	27.659	1:18.101 (3)	91.22	0.417	16:22:06.830	
4 -	50.713	27.705	1:18.418	90.85	0.734	16:23:25.248	
5 -	51.264	27.250	1:18.514	90.74	0.830	16:24:43.762	
6 -	50.363	27.321	1:17.684 (1)	91.71		16:26:01.446	
7 -	50.317	27.402	1:17.719 (2)	91.67	0.035	16:27:19.165	
8 -	50.976	27.731	1:18.707	90.52	1.023	16:28:37.872	

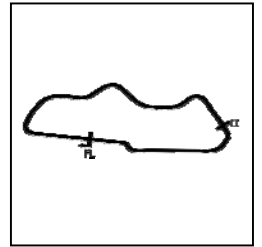
Weather / Track : Cloudy / Dry

Donington Park National
 Circuit Length = 1.9790 miles
 Start: 16:18 Flag 16:28 End: 16:29

BMCRC - MRO Championships 2020 - Rnd 3 @ Donington Park National

BMCRC Thunderbike Sport

RACE 20 - SECTOR ANALYSIS



SECTOR 1 = FL to I1, SECTOR 2 = I1 to FL, DIFF = Difference To Personal Best Lap, P = Crossed Finish Line in Pit Lane, D = Time Disallowed

P5 152		Elliot FRICKER		Honda CBR600 - Ride in bike tyres		
IDEAL LAP TIME : 1:15.118		BEST LAP TIME : 1:15.300		DIFFERENCE : 0.182		
LAP	SECTOR 1	SECTOR 2	LAP TIME	MPH	DIFF	TIME OF DAY
1 -		27.115	1:22.165	86.71	6.865	16:19:30.344
2 -	49.278	26.522	1:15.800 (3)	93.99	0.500	16:20:46.144
3 -	48.728	26.572	1:15.300 (1)	94.61		16:22:01.444
4 -	48.639	27.103	1:15.742 (2)	94.06	0.442	16:23:17.186
5 -	1:04.542	27.807	1:32.349	77.14	17.049	16:24:49.535
6 -	49.892	26.479	1:16.371	93.28	1.071	16:26:05.906
7 -	49.108	26.744	1:15.852	93.92	0.552	16:27:21.758
8 -	49.650	26.594	1:16.244	93.44	0.944	16:28:38.002

P6 38		James REVELEY		Yamaha R6 - PCN Racing		
IDEAL LAP TIME : 1:17.085		BEST LAP TIME : 1:17.085		DIFFERENCE : 0.000		
LAP	SECTOR 1	SECTOR 2	LAP TIME	MPH	DIFF	TIME OF DAY
1 -		28.417	1:26.659	82.21	9.574	16:19:34.838
2 -	51.049	27.409	1:18.458	90.80	1.373	16:20:53.296
3 -	50.273	27.543	1:17.816 (2)	91.55	0.731	16:22:11.112
4 -	51.038	27.517	1:18.555	90.69	1.470	16:23:29.667
5 -	50.543	27.499	1:18.042	91.29	0.957	16:24:47.709
6 -	50.346	27.504	1:17.850 (3)	91.51	0.765	16:26:05.559
7 -	50.161	26.924	1:17.085 (1)	92.42		16:27:22.644
8 -	50.319	27.899	1:18.218	91.08	1.133	16:28:40.862

P7 624		Matthew FEDRICK		Yamaha R6 - Matthew Fedrick farriers ltd		
IDEAL LAP TIME : 1:17.155		BEST LAP TIME : 1:17.277		DIFFERENCE : 0.122		
LAP	SECTOR 1	SECTOR 2	LAP TIME	MPH	DIFF	TIME OF DAY
1 -		28.298	1:26.198	82.65	8.921	16:19:34.377
2 -	50.811	27.365	1:18.176	91.13	0.899	16:20:52.553
3 -	50.086	27.191	1:17.277 (1)	92.19		16:22:09.830
4 -	50.336	27.333	1:17.669 (2)	91.73	0.392	16:23:27.499
5 -	50.955	27.086	1:18.041 (3)	91.29	0.764	16:24:45.540
6 -	51.108	27.151	1:18.259	91.03	0.982	16:26:03.799
7 -	55.792	27.069	1:22.861	85.98	5.584	16:27:26.660
8 -	50.680	27.376	1:18.056	91.27	0.779	16:28:44.716

P8 351		Sam DIGBY-BAKER		Yamaha R6 -		
IDEAL LAP TIME : 1:18.838		BEST LAP TIME : 1:19.002		DIFFERENCE : 0.164		
LAP	SECTOR 1	SECTOR 2	LAP TIME	MPH	DIFF	TIME OF DAY
1 -		28.171	1:25.383	83.44	6.381	16:19:33.562
2 -	51.501	28.011	1:19.512	89.60	0.510	16:20:53.074
3 -	51.206	27.796	1:19.002 (1)	90.18		16:22:12.076
4 -	51.461	28.636	1:20.097	88.95	1.095	16:23:32.173
5 -	51.619	27.632	1:19.251	89.89	0.249	16:24:51.424
6 -	51.352	27.739	1:19.091 (2)	90.08	0.089	16:26:10.515
7 -	51.522	28.435	1:19.957	89.10	0.955	16:27:30.472
8 -	51.389	27.839	1:19.228 (3)	89.92	0.226	16:28:49.700

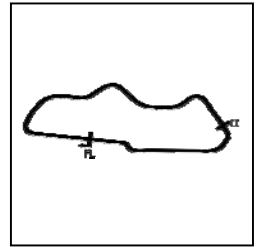
Weather / Track : Cloudy / Dry

Donington Park National
Circuit Length = 1.9790 miles
Start: 16:18 Flag 16:28 End: 16:29

BMCRC - MRO Championships 2020 - Rnd 3 @ Donington Park National

BMCRC Thunderbike Sport

RACE 20 - SECTOR ANALYSIS



SECTOR 1 = FL to I1, SECTOR 2 = I1 to FL, DIFF = Difference To Personal Best Lap, P = Crossed Finish Line in Pit Lane, D = Time Disallowed

P9 94		Steve SAINT		Yamaha 600 HYBRID - me		
IDEAL LAP TIME : 1:18.571		BEST LAP TIME : 1:18.946		DIFFERENCE : 0.375		
LAP	SECTOR 1	SECTOR 2	LAP TIME	MPH	DIFF	TIME OF DAY
1 -		29.758	1:26.344	82.51	7.398	16:19:34.523
2 -	51.632	27.535	1:19.167 (2)	89.99	0.221	16:20:53.690
3 -	51.036	27.910	1:18.946 (1)	90.24		16:22:12.636
4 -	51.990	27.827	1:19.817	89.26	0.871	16:23:32.453
5 -	51.527	27.697	1:19.224	89.93	0.278	16:24:51.677
6 -	51.720	27.584	1:19.304	89.83	0.358	16:26:10.981
7 -	51.045	28.145	1:19.190 (3)	89.96	0.244	16:27:30.171
8 -	51.916	27.651	1:19.567	89.54	0.621	16:28:49.738

P10 48		Shaun WALLIS		Yamaha R6 - MBC Despatch Racing		
IDEAL LAP TIME : 1:18.667		BEST LAP TIME : 1:19.050		DIFFERENCE : 0.383		
LAP	SECTOR 1	SECTOR 2	LAP TIME	MPH	DIFF	TIME OF DAY
1 -		28.411	1:28.437	80.56	9.387	16:19:36.616
2 -	52.713	28.321	1:21.034	87.92	1.984	16:20:57.650
3 -	53.523	28.479	1:22.002	86.88	2.952	16:22:19.652
4 -	51.526	27.988	1:19.514	89.60	0.464	16:23:39.166
5 -	51.579	27.471	1:19.050 (1)	90.12		16:24:58.216
6 -	51.196	27.874	1:19.070 (2)	90.10	0.020	16:26:17.286
7 -	52.189	27.862	1:20.051	89.00	1.001	16:27:37.337
8 -	51.840	27.531	1:19.371 (3)	89.76	0.321	16:28:56.708

P11 191		James SEATH		Kawasaki ZX6-RR - Ovenden Earthmoving		
IDEAL LAP TIME : 1:19.595		BEST LAP TIME : 1:19.903		DIFFERENCE : 0.308		
LAP	SECTOR 1	SECTOR 2	LAP TIME	MPH	DIFF	TIME OF DAY
1 -		28.880	1:27.183	81.71	7.280	16:19:35.362
2 -	52.900	28.161	1:21.061	87.89	1.158	16:20:56.423
3 -	51.828	28.256	1:20.084 (3)	88.96	0.181	16:22:16.507
4 -	52.403	27.865	1:20.268	88.76	0.365	16:23:36.775
5 -	52.372	28.046	1:20.418	88.59	0.515	16:24:57.193
6 -	52.049	27.854	1:19.903 (1)	89.16		16:26:17.096
7 -	52.288	27.859	1:20.147	88.89	0.244	16:27:37.243
8 -	51.741	28.170	1:19.911 (2)	89.15	0.008	16:28:57.154

P12 710 R		Craig HENSTOCK		Suzuki SV650 -		
IDEAL LAP TIME : 1:18.594		BEST LAP TIME : 1:18.680		DIFFERENCE : 0.086		
LAP	SECTOR 1	SECTOR 2	LAP TIME	MPH	DIFF	TIME OF DAY
1 -		29.610	1:28.396	80.59	9.716	16:19:36.575
2 -	52.113	29.250	1:21.363	87.56	2.683	16:20:57.938
3 -	52.538	29.531	1:22.069	86.81	3.389	16:22:20.007
4 -	51.546	29.154	1:20.700	88.28	2.020	16:23:40.707
5 -	51.419	27.837	1:19.256 (2)	89.89	0.576	16:24:59.963
6 -	50.845	28.448	1:19.293 (3)	89.85	0.613	16:26:19.256
7 -	50.931	27.749	1:18.680 (1)	90.55		16:27:37.936
8 -	51.612	27.955	1:19.567	89.54	0.887	16:28:57.503

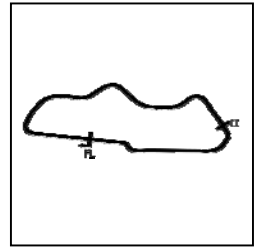
Weather / Track : Cloudy / Dry

Donington Park National
Circuit Length = 1.9790 miles
Start: 16:18 Flag 16:28 End: 16:29

BMCRC - MRO Championships 2020 - Rnd 3 @ Donington Park National

BMCRC Thunderbike Sport

RACE 20 - SECTOR ANALYSIS



SECTOR 1 = FL to I1, SECTOR 2 = I1 to FL, DIFF = Difference To Personal Best Lap, P = Crossed Finish Line in Pit Lane, D = Time Disallowed

P13 26		Lydia THOMPSON		Yamaha YZF-R6 - Flintstone Racing - David Simons Tuning		
IDEAL LAP TIME : 1:19.501		BEST LAP TIME : 1:19.968		DIFFERENCE : 0.467		
LAP	SECTOR 1	SECTOR 2	LAP TIME	MPH	DIFF	TIME OF DAY
1 -		28.780	1:27.959	80.99	7.991	16:19:36.138
2 -	52.798	28.427	1:21.225	87.71	1.257	16:20:57.363
3 -	52.926	27.990	1:20.916	88.04	0.948	16:22:18.279
4 -	52.307	27.963	1:20.270 (2)	88.75	0.302	16:23:38.549
5 -	52.349	28.091	1:20.440 (3)	88.57	0.472	16:24:58.989
6 -	51.538	28.430	1:19.968 (1)	89.09		16:26:18.957
7 -	52.269	28.332	1:20.601	88.39	0.633	16:27:39.558
8 -	53.380	28.468	1:21.848	87.04	1.880	16:29:01.406

P14 96		Neil GREGORY		Ducati MONSTER - SNC Scaffolding		
IDEAL LAP TIME : 1:20.879		BEST LAP TIME : 1:21.150		DIFFERENCE : 0.271		
LAP	SECTOR 1	SECTOR 2	LAP TIME	MPH	DIFF	TIME OF DAY
1 -		28.983	1:26.676	82.19	5.526	16:19:34.855
2 -	52.860	29.244	1:22.104	86.77	0.954	16:20:56.959
3 -	52.972	28.643	1:21.615 (3)	87.29	0.465	16:22:18.574
4 -	52.788	29.177	1:21.965	86.92	0.815	16:23:40.539
5 -	52.740	28.410	1:21.150 (1)	87.79		16:25:01.689
6 -	52.469	28.912	1:21.381 (2)	87.54	0.231	16:26:23.070
7 -	53.129	28.915	1:22.044	86.83	0.894	16:27:45.114
8 -	53.187	30.291	1:23.478	85.34	2.328	16:29:08.592

P15 40		Simon WILKINSON		Suzuki SV650 - S P Wilkinson Engineering Ltd		
IDEAL LAP TIME : 1:21.700		BEST LAP TIME : 1:21.700		DIFFERENCE : 0.000		
LAP	SECTOR 1	SECTOR 2	LAP TIME	MPH	DIFF	TIME OF DAY
1 -		29.853	1:30.034	79.13	8.334	16:19:38.213
2 -	54.193	29.481	1:23.674	85.14	1.974	16:21:01.887
3 -	53.120	29.313	1:22.433	86.42	0.733	16:22:24.320
4 -	53.199	28.956	1:22.155 (2)	86.72	0.455	16:23:46.475
5 -	53.824	29.227	1:23.051	85.78	1.351	16:25:09.526
6 -	52.869	28.831	1:21.700 (1)	87.20		16:26:31.226
7 -	53.120	29.192	1:22.312 (3)	86.55	0.612	16:27:53.538
8 -	53.524	29.160	1:22.684	86.16	0.984	16:29:16.222

P16 717 R		James SHEEHAN		Suzuki GLADIUS 650 -		
IDEAL LAP TIME : 1:21.664		BEST LAP TIME : 1:21.664		DIFFERENCE : 0.000		
LAP	SECTOR 1	SECTOR 2	LAP TIME	MPH	DIFF	TIME OF DAY
1 -		29.001	1:30.768	78.49	9.104	16:19:38.947
2 -	53.142	29.201	1:22.343	86.52	0.679	16:21:01.290
3 -	53.117	29.120	1:22.237 (2)	86.63	0.573	16:22:23.527
4 -	53.400	29.064	1:22.464	86.39	0.800	16:23:45.991
5 -	54.036	29.196	1:23.232	85.59	1.568	16:25:09.223
6 -	52.864	28.800	1:21.664 (1)	87.24		16:26:30.887
7 -	53.331	28.940	1:22.271 (3)	86.59	0.607	16:27:53.158
8 -	53.761	29.484	1:23.245	85.58	1.581	16:29:16.403

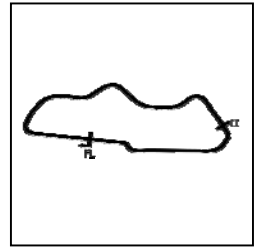
Weather / Track : Cloudy / Dry

Donington Park National
Circuit Length = 1.9790 miles
Start: 16:18 Flag 16:28 End: 16:29

BMCRC - MRO Championships 2020 - Rnd 3 @ Donington Park National

BMCRC Thunderbike Sport

RACE 20 - SECTOR ANALYSIS



SECTOR 1 = FL to I1, SECTOR 2 = I1 to FL, DIFF = Difference To Personal Best Lap, P = Crossed Finish Line in Pit Lane, D = Time Disallowed

P17 71		Colin CLUNE		Suzuki SV650 -		
IDEAL LAP TIME : 1:21.645		BEST LAP TIME : 1:21.645		DIFFERENCE : 0.000		
LAP	SECTOR 1	SECTOR 2	LAP TIME	MPH	DIFF	TIME OF DAY
1 -		29.880	1:29.839	79.30	8.194	16:19:38.018
2 -	53.483	29.217	1:22.700	86.15	1.055	16:21:00.718
3 -	53.378	29.101	1:22.479 (2)	86.38	0.834	16:22:23.197
4 -	53.427	29.217	1:22.644	86.20	0.999	16:23:45.841
5 -	54.649	29.282	1:23.931	84.88	2.286	16:25:09.772
6 -	52.957	28.688	1:21.645 (1)	87.26		16:26:31.417
7 -	53.677	28.953	1:22.630	86.22	0.985	16:27:54.047
8 -	53.265	29.319	1:22.584 (3)	86.27	0.939	16:29:16.631

P18 111 R		Darren O'LEARY		Suzuki SV650 - Pompey Motorcycle Racing		
IDEAL LAP TIME : 1:22.088		BEST LAP TIME : 1:22.088		DIFFERENCE : 0.000		
LAP	SECTOR 1	SECTOR 2	LAP TIME	MPH	DIFF	TIME OF DAY
1 -		29.606	1:30.293	78.90	8.205	16:19:38.472
2 -	53.416	29.594	1:23.010	85.82	0.922	16:21:01.482
3 -	53.222	29.453	1:22.675 (3)	86.17	0.587	16:22:24.157
4 -	53.818	29.365	1:23.183	85.65	1.095	16:23:47.340
5 -	53.508	29.311	1:22.819	86.02	0.731	16:25:10.159
6 -	52.960	29.128	1:22.088 (1)	86.79		16:26:32.247
7 -	53.336	29.255	1:22.591 (2)	86.26	0.503	16:27:54.838
8 -	53.377	29.718	1:23.095	85.74	1.007	16:29:17.933

P19 66		Andrew HARRISON		Kawasaki ZX6R - Harrison Engineering		
IDEAL LAP TIME : 1:21.511		BEST LAP TIME : 1:21.787		DIFFERENCE : 0.276		
LAP	SECTOR 1	SECTOR 2	LAP TIME	MPH	DIFF	TIME OF DAY
1 -		28.986	1:31.912	77.51	10.125	16:19:40.091
2 -	54.634	29.424	1:24.058	84.75	2.271	16:21:04.149
3 -	54.738	28.835	1:23.573	85.25	1.786	16:22:27.722
4 -	55.045	28.532	1:23.577	85.24	1.790	16:23:51.299
5 -	53.996	28.513	1:22.509	86.34	0.722	16:25:13.808
6 -	53.407	28.380	1:21.787 (1)	87.11		16:26:35.595
7 -	53.131	28.757	1:21.888 (2)	87.00	0.101	16:27:57.483
8 -	53.429	28.611	1:22.040 (3)	86.84	0.253	16:29:19.523

P20 49 R		Oli CHAYTOR		Yamaha R6 - PearTree Racing		
IDEAL LAP TIME : 1:22.022		BEST LAP TIME : 1:22.110		DIFFERENCE : 0.088		
LAP	SECTOR 1	SECTOR 2	LAP TIME	MPH	DIFF	TIME OF DAY
1 -		29.522	1:34.105	75.70	11.995	16:19:42.284
2 -	54.202	29.208	1:23.410	85.41	1.300	16:21:05.694
3 -	53.873	28.833	1:22.706 (3)	86.14	0.596	16:22:28.400
4 -	54.474	29.509	1:23.983	84.83	1.873	16:23:52.383
5 -	53.457	28.653	1:22.110 (1)	86.76		16:25:14.493
6 -	53.377	28.750	1:22.127 (2)	86.75	0.017	16:26:36.620
7 -	53.369	29.656	1:23.025	85.81	0.915	16:27:59.645
8 -	54.339	29.439	1:23.778	85.04	1.668	16:29:23.423

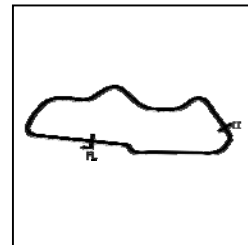
Weather / Track : Cloudy / Dry

Donington Park National
Circuit Length = 1.9790 miles
Start: 16:18 Flag 16:28 End: 16:29

BMCRC - MRO Championships 2020 - Rnd 3 @ Donington Park National

BMCRC Thunderbike Sport

RACE 20 - SECTOR ANALYSIS



SECTOR 1 = FL to I1, SECTOR 2 = I1 to FL, DIFF = Difference To Personal Best Lap, P = Crossed Finish Line in Pit Lane, D = Time Disallowed

P21 139 R		Rob MARLEY		Honda CBR600F3 - PearTree Racing		
IDEAL LAP TIME : 1:22.537		BEST LAP TIME : 1:22.537		DIFFERENCE : 0.000		
LAP	SECTOR 1	SECTOR 2	LAP TIME	MPH	DIFF	TIME OF DAY
1 -		30.034	1:33.483	76.21	10.946	16:19:41.662
2 -	54.892	29.789	1:24.681	84.13	2.144	16:21:06.343
3 -	53.457	29.080	1:22.537 (1)	86.32		16:22:28.880
4 -	54.426	29.661	1:24.087 (2)	84.72	1.550	16:23:52.967
5 -	53.740	31.390	1:25.130	83.69	2.593	16:25:18.097
6 -	55.775	29.643	1:25.418	83.40	2.881	16:26:43.515
7 -	54.796	29.656	1:24.452 (3)	84.36	1.915	16:28:07.967
8 -	57.383	30.301	1:27.684	81.25	5.147	16:29:35.651

P22 62 R		James KING		Suzuki SV650 -		
IDEAL LAP TIME : 1:20.518		BEST LAP TIME : 1:20.518		DIFFERENCE : 0.000		
LAP	SECTOR 1	SECTOR 2	LAP TIME	MPH	DIFF	TIME OF DAY
1 -		29.485	1:28.515	80.49	7.997	16:19:36.694
2 -	52.918	29.171	1:22.089	86.79	1.571	16:20:58.783
3 -	52.644	28.874	1:21.518 (2)	87.39	1.000	16:22:20.301
4 -	52.063	28.455	1:20.518 (1)	88.48		16:23:40.819
5 -	52.900	28.929	1:21.829	87.06	1.311	16:25:02.648
6 -	52.560	29.083	1:21.643 (3)	87.26	1.125	16:26:24.291
7 -	52.726	29.285	1:22.011	86.87	1.493	16:27:46.302
8 -	1:23.697	30.780	1:54.477	62.23	33.959	16:29:40.779

P23 63		Steve SMULOVIC		Suzuki SV650 - SFC Racing		
IDEAL LAP TIME : 1:24.491		BEST LAP TIME : 1:25.054		DIFFERENCE : 0.563		
LAP	SECTOR 1	SECTOR 2	LAP TIME	MPH	DIFF	TIME OF DAY
1 -		30.631	1:32.990	76.61	7.936	16:19:41.169
2 -	54.877	30.177	1:25.054 (1)	83.76		16:21:06.223
3 -	56.221	30.014	1:26.235	82.61	1.181	16:22:32.458
4 -	55.163	30.196	1:25.359 (2)	83.46	0.305	16:23:57.817
5 -	55.489	30.013	1:25.502 (3)	83.32	0.448	16:25:23.319
6 -	55.335	30.231	1:25.566	83.26	0.512	16:26:48.885
7 -	55.664	30.267	1:25.931	82.91	0.877	16:28:14.816
8 -	56.770	29.614	1:26.384	82.47	1.330	16:29:41.200

P24 23		Claire BECKETT		Suzuki SV650 - P Sheils & Sons		
IDEAL LAP TIME : 1:25.179		BEST LAP TIME : 1:25.252		DIFFERENCE : 0.073		
LAP	SECTOR 1	SECTOR 2	LAP TIME	MPH	DIFF	TIME OF DAY
1 -		30.057	1:31.993	77.44	6.741	16:19:40.172
2 -	55.495	30.292	1:25.787	83.05	0.535	16:21:05.959
3 -	56.044	30.072	1:26.116	82.73	0.864	16:22:32.075
4 -	55.226	30.026	1:25.252 (1)	83.57		16:23:57.327
5 -	55.671	29.967	1:25.638 (3)	83.19	0.386	16:25:22.965
6 -	55.323	29.953	1:25.276 (2)	83.54	0.024	16:26:48.241
7 -	55.965	30.203	1:26.168	82.68	0.916	16:28:14.409
8 -	56.960	30.541	1:27.501	81.42	2.249	16:29:41.910

P25 138 R		Craig JARMIN		Suzuki SV650 -		
IDEAL LAP TIME : 1:26.695		BEST LAP TIME : 1:26.822		DIFFERENCE : 0.127		
LAP	SECTOR 1	SECTOR 2	LAP TIME	MPH	DIFF	TIME OF DAY
1 -		31.140	1:36.097	74.13	9.275	16:19:44.276
2 -	57.087	31.165	1:28.252	80.73	1.430	16:21:12.528
3 -	57.201	31.106	1:28.307	80.68	1.485	16:22:40.835
4 -	56.773	31.366	1:28.139 (3)	80.83	1.317	16:24:08.974
5 -	57.412	30.846	1:28.258	80.72	1.436	16:25:37.232
6 -	56.096	30.726	1:26.822 (1)	82.06		16:27:04.054
7 -	56.268	30.599	1:26.867 (2)	82.01	0.045	16:28:30.921

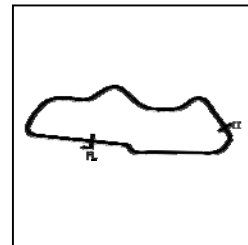
Weather / Track : Cloudy / Dry

Donington Park National
Circuit Length = 1.9790 miles
Start: 16:18 Flag 16:28 End: 16:29

BMCRC - MRO Championships 2020 - Rnd 3 @ Donington Park National

BMCRC Thunderbike Sport

RACE 20 - SECTOR ANALYSIS



SECTOR 1 = FL to I1, SECTOR 2 = I1 to FL, DIFF = Difference To Personal Best Lap, P = Crossed Finish Line in Pit Lane, D = Time Disallowed

P26 115		Albert WILLSSHER		Suzuki GSXR600 K5 - willsher machinery ltd		
IDEAL LAP TIME : 1:25.008		BEST LAP TIME : 1:25.022		DIFFERENCE : 0.014		
LAP	SECTOR 1	SECTOR 2	LAP TIME	MPH	DIFF	TIME OF DAY
1 -		31.547	1:37.646	72.96	12.624	16:19:45.825
2 -	57.072	30.825	1:27.897	81.05	2.875	16:21:13.722
3 -	57.193	30.673	1:27.866	81.08	2.844	16:22:41.588
4 -	56.499	30.166	1:26.665 (3)	82.20	1.643	16:24:08.253
5 -	56.619	30.125	1:26.744	82.13	1.722	16:25:34.997
6 -	55.414	29.913	1:25.327 (2)	83.49	0.305	16:27:00.324
7 -	55.428	29.594	1:25.022 (1)	83.79		16:28:25.346

P27 272 R		Christopher COWAN		Suzuki SV650 - IMP Racing International		
IDEAL LAP TIME : 1:36.495		BEST LAP TIME : 1:36.659		DIFFERENCE : 0.164		
LAP	SECTOR 1	SECTOR 2	LAP TIME	MPH	DIFF	TIME OF DAY
1 -		33.775	1:44.024	68.48	7.365	16:19:52.203
2 -	1:04.100	33.114	1:37.214 (3)	73.28	0.555	16:21:29.417
3 -	1:03.984	32.675	1:36.659 (1)	73.70		16:23:06.076
4 -	1:04.148	33.440	1:37.588	73.00	0.929	16:24:43.664
5 -	1:03.820	33.213	1:37.033 (2)	73.42	0.374	16:26:20.697
6 -	1:05.655	32.921	1:38.576	72.27	1.917	16:27:59.273
7 -	1:06.424	32.911	1:39.335	71.72	2.676	16:29:38.608

P28 333 R		Mark STUBBERFIELD		Suzuki SV650 SUPERTWIN -		
IDEAL LAP TIME : 1:26.876		BEST LAP TIME : 1:26.893		DIFFERENCE : 0.017		
LAP	SECTOR 1	SECTOR 2	LAP TIME	MPH	DIFF	TIME OF DAY
1 -		30.715	1:34.936	75.04	8.043	16:19:43.115
2 -	57.495	31.027	1:28.522 (3)	80.48	1.629	16:21:11.637
3 -	58.837	31.240	1:30.077	79.09	3.184	16:22:41.714
4 -	56.951	30.423	1:27.374 (2)	81.54	0.481	16:24:09.088
5 -	56.640	30.253	1:26.893 (1)	81.99		16:25:35.981
6 -	56.623	IN PIT	1:50.799 P	64.30	23.906	16:27:26.780

P29 12		Cedric BLOCH		Kawasaki ZX6R - Brigit's Group & SDC Performance		
IDEAL LAP TIME : 1:19.572		BEST LAP TIME : 1:20.663		DIFFERENCE : 1.091		
LAP	SECTOR 1	SECTOR 2	LAP TIME	MPH	DIFF	TIME OF DAY
1 -		28.368	1:29.206	79.86	8.543	16:19:37.385
2 -	51.618	29.045	1:20.663 (1)	88.32		16:20:58.048
3 -	52.646	28.022	1:20.668 (2)	88.32	0.005	16:22:18.716
4 -	51.550	IN PIT	1:23.499 P	85.32	2.836	16:23:42.215

P30 82		Matt HINNELLS		Honda CBR600F - BD Racing		
IDEAL LAP TIME : 1:18.178		BEST LAP TIME : 1:18.419		DIFFERENCE : 0.241		
LAP	SECTOR 1	SECTOR 2	LAP TIME	MPH	DIFF	TIME OF DAY
1 -		27.807	1:23.685	85.13	5.266	16:19:31.864
2 -	50.667	27.752	1:18.419 (1)	90.85		16:20:50.283
3 -	50.426	29.775	1:20.201 (2)	88.83	1.782	16:22:10.484

Weather / Track : Cloudy / Dry

Donington Park National
Circuit Length = 1.9790 miles
Start: 16:18 Flag 16:28 End: 16:29

BMCRC - MRO Championships 2020 - Rnd 3 @ Donington Park National

BMCRC Thunderbike Sport

RACE 20 - BEST SECTORS

SECTOR 1			SECTOR 2			IDEAL / BEST COMPARISON						
POS	NO	NAME	TIME	NO	NAME	TIME	POS	NO	NAME	IDEAL	BEST	DIFF
									PERFECT LAP	1:15.020		
1	152	FRICKER	48.639	961	SIM	26.381	1	152	FRICKER	1:15.118	1:15.300	0.182
2	961	SIM	49.070	152	FRICKER	26.479	2	961	SIM	1:15.451	1:15.512	0.061
3	164	SALTMER	49.460	164	SALTMER	26.845	3	164	SALTMER	1:16.305	1:16.305	0.000
4	90	WATSON	49.705	38	REVELEY	26.924	4	90	WATSON	1:16.704	1:16.815	0.111
5	624	FEDRICK	50.086	90	WATSON	26.999	5	38	REVELEY	1:17.085	1:17.085	0.000
6	38	REVELEY	50.161	624	FEDRICK	27.069	6	624	FEDRICK	1:17.155	1:17.277	0.122
7	84	BRANCO	50.254	84	BRANCO	27.250	7	84	BRANCO	1:17.504	1:17.684	0.180
8	82	HINNELLS	50.426	48	WALLIS	27.471	8	82	HINNELLS	1:18.178	1:18.419	0.241
9	710	HENSTOCK	50.845	94	SAINT	27.535	9	94	SAINT	1:18.571	1:18.946	0.375
10	94	SAINT	51.036	351	DIGBY-BAKER	27.632	10	710	HENSTOCK	1:18.594	1:18.680	0.086
11	48	WALLIS	51.196	710	HENSTOCK	27.749	11	48	WALLIS	1:18.667	1:19.050	0.383
12	351	DIGBY-BAKER	51.206	82	HINNELLS	27.752	12	351	DIGBY-BAKER	1:18.838	1:19.002	0.164
13	26	THOMPSON	51.538	191	SEATH	27.854	13	26	THOMPSON	1:19.501	1:19.968	0.467
14	12	BLOCH	51.550	26	THOMPSON	27.963	14	12	BLOCH	1:19.572	1:20.663	1.091
15	191	SEATH	51.741	12	BLOCH	28.022	15	191	SEATH	1:19.595	1:19.903	0.308
16	62	KING	52.063	66	HARRISON	28.380	16	62	KING	1:20.518	1:20.518	0.000
17	96	GREGORY	52.469	96	GREGORY	28.410	17	96	GREGORY	1:20.879	1:21.150	0.271
18	717	SHEEHAN	52.864	62	KING	28.455	18	66	HARRISON	1:21.511	1:21.787	0.276
19	40	WILKINSON	52.869	49	CHAYTOR	28.653	19	71	CLUNE	1:21.645	1:21.645	0.000
20	71	CLUNE	52.957	71	CLUNE	28.688	20	717	SHEEHAN	1:21.664	1:21.664	0.000
21	111	O'LEARY	52.960	717	SHEEHAN	28.800	21	40	WILKINSON	1:21.700	1:21.700	0.000
22	66	HARRISON	53.131	40	WILKINSON	28.831	22	49	CHAYTOR	1:22.022	1:22.110	0.088
23	49	CHAYTOR	53.369	139	MARLEY	29.080	23	111	O'LEARY	1:22.088	1:22.088	0.000
24	139	MARLEY	53.457	111	O'LEARY	29.128	24	139	MARLEY	1:22.537	1:22.537	0.000
25	63	SMULOVIC	54.877	115	WILLSHER	29.594	25	63	SMULOVIC	1:24.491	1:25.054	0.563
26	23	BECKETT	55.226	63	SMULOVIC	29.614	26	115	WILLSHER	1:25.008	1:25.022	0.014
27	115	WILLSHER	55.414	23	BECKETT	29.953	27	23	BECKETT	1:25.179	1:25.252	0.073
28	138	JARMIN	56.096	333	STUBBERFIELD	30.253	28	138	JARMIN	1:26.695	1:26.822	0.127
29	333	STUBBERFIELD	56.623	138	JARMIN	30.599	29	333	STUBBERFIELD	1:26.876	1:26.893	0.017
30	272	COWAN	1:03.820	272	COWAN	32.675	30	272	COWAN	1:36.495	1:36.659	0.164

Weather / Track : Cloudy / Dry

Results can be found at www.tsl-timing.com

Donington Park National
Circuit Length = 1.9790 miles
Start: 16:18 Flag 16:28 End: 16:29

Printed - 16:30 Sunday, 06 September 2020

BMCRC - MRO Championships 2020 - Rnd 3 @ Donington Park National

BMCRC Thunderbike Sport

RACE 20 - STATISTICS

Competitors Started 30
Planned Start 2020-09-06 @ 16:20:00.000
Actual Start 2020-09-06 @ 16:18:08.178
Finish Time 2020-09-06 @ 16:28:20.751
Track Length 1.9790mi.
Total Laps 226
Total Distance Covered 447.2691mi.

Session Fastest Lap History

NO	CL	NAME	LAP TIME	TIME OF DAY	LAP	VEHICLE
961		Jack SIM	1:15.612	16:20:43.590	2	Yamaha R6
152		Elliot FRICKER	1:15.300	16:22:01.459	3	Honda CBR600

Session Leader History

NO	CL	NAME	FROM LAP	LAPS LED	DISTANCE	VEHICLE
961		Jack SIM	1	8	15.79 miles	Yamaha R6

Flag History

TYPE	TIME OF DAY
GREEN	16:18:08.178
FINISH	16:28:20.751

Flag Statistics

TYPE	COUNT	TOTAL LAPS	TOTAL TIME
Green	1	8	11:42.298
Red	0	0	0.000
Safety Car	0	0	0.000
FCY	0	0	0.000

BMCRC - MRO Championships 2020 - Rnd 3 @ Donington Park National

BMCRC Thunderbike Sport

RACE 20 - STATISTICS

CLASS :

21 Starters

Fastest Lap History

NO	NAME	LAP TIME	TIME OF DAY	LAP	VEHICLE
961	Jack SIM	1:15.612	16:20:43.590	2	Yamaha R6
152	Elliot FRICKER	1:15.300	16:22:01.459	3	Honda CBR600

Leader History

NO	NAME	FROM LAP	LAPS LED	DISTANCE	VEHICLE
961	Jack SIM	1	8	15.79 miles	Yamaha R6

BMCRC - MRO Championships 2020 - Rnd 3 @ Donington Park National

BMCRC Thunderbike Sport

RACE 20 - STATISTICS

CLASS : R

9 Starters

Fastest Lap History

NO	NAME	LAP TIME	TIME OF DAY	LAP	VEHICLE
710	Craig HENSTOCK	1:21.363	16:20:57.939	2	Suzuki SV650
710	Craig HENSTOCK	1:20.700	16:23:40.707	4	Suzuki SV650
62	James KING	1:20.518	16:23:40.823	4	Suzuki SV650
710	Craig HENSTOCK	1:19.256	16:24:59.963	5	Suzuki SV650
710	Craig HENSTOCK	1:18.680	16:27:37.936	7	Suzuki SV650

Leader History

NO	NAME	FROM LAP	LAPS LED	DISTANCE	VEHICLE
710	Craig HENSTOCK	1	8	15.79 miles	Suzuki SV650

BMCRC-MRO Championships 2020



DFDS YAMAHA PAST MASTERS

Donington Park National Circuit

5th / 6th September 2020



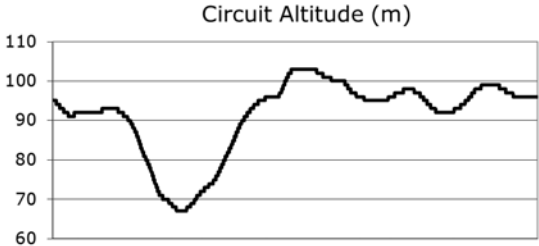
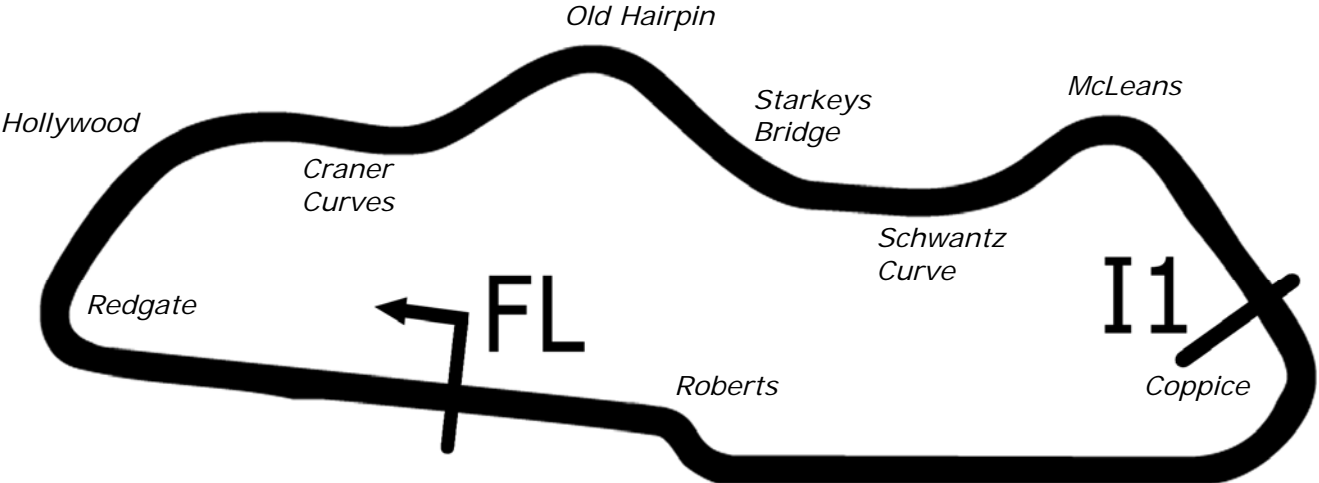
Results Provided by Timing Solutions Ltd
www.tsl-timing.com

Donington Park National



SPORTS TIMING

TIMING SOLUTIONS LTD



Length	1.9790 miles	3185.0 m	
FL		52.82971 N	1.37867 W
I1	2096m	52.82978 N	1.36508 W
Pit Entry	3100m	52.82951 N	1.37832 W
Pit Exit	229m after FL	52.82996 N	1.38205 W
Pit Entry–Pit Exit 256m, 15.3s @60kph, 11.5s @80kph			

All results available at www.tsl-timing.com

BMCR - MRO Championships 2020 - Rnd 3 @ Donington Park National

DFDS Yamaha Past Masters & Chilton Motors 250 MZ

QUALIFYING - CLASSIFICATION

POS	NO	CL	PIC NAME	ENTRY	TIME	ON	LAPS	GAP	DIFF	MPH
1	24*		1 Scott CARSON	Yamaha TZR250 - B Grays Powerbiking,All Eng. Diamon	1:21.084	6	8			87.86
2	0		2 Paul TOLAND	Yamaha TZR250 -	1:21.630	7	9	0.546	0.546	87.27
3	7		3 Peter MOORE	Yamaha TZR250 - Station Garage , Isle of Man	1:21.654	8	8	0.570	0.024	87.25
4	11		4 Andrew BOWN	Yamaha TZR250 -	1:22.261	2	9	1.177	0.607	86.61
5	81		5 Scott GRANT	Yamaha TZR250 - Avbase Flight Group	1:22.265	2	8	1.181	0.004	86.60
6	19		6 Peter BRANTON	Yamaha TZR250 - Exactweld Racing	1:22.353	4	8	1.269	0.088	86.51
7	57		7 Geoff MOOK	Yamaha TZR250 -	1:22.449	4	8	1.365	0.096	86.41
8	3		8 Alan COOPER	Yamaha TZR250 - twistgrip motorcycles	1:23.295	7	8	2.211	0.846	85.53
9	15	C	1 Billy PERKINS	Yamaha TZR250 - T.w fuggle & son / Windsor food mach	1:23.527	5	8	2.443	0.232	85.29
10	27	C	2 Richard HAYWARD	Yamaha TZR250 - Gforce Motorcycles/Hazel Motors	1:23.994	2	6	2.910	0.467	84.82
11	70		9 Andrew BURSCOUGH	Yamaha YPVS 350 - Apollo/Merlin/Abbey/Martitanium	1:24.100	4	8	3.016	0.106	84.71
12	22*		10 Rik BALLERINI	Yamaha TZR 250 - SCLS LTD, GECKO RACING, DYMA	1:24.247	5	7	3.163	0.147	84.56
13	74		11 Paul WHITBY	Yamaha TZR250 - Greybridge Ltd	1:24.904	8	8	3.820	0.657	83.91
14	92		12 Derek CRIPPS	Yamaha TZR250 - Kelly Cripps	1:25.248	5	8	4.164	0.344	83.57
15	83	C	3 Paul GODBOLD	Yamaha TZR250 - Hill farm tree services	1:26.360	6	8	5.276	1.112	82.49
16	60	C	4 Daniel GOUGH	Yamaha TZR250 - G Force Motorcycles	1:27.095	5	5	6.011	0.735	81.80
17	228		13 Clive EMERSON	Yamaha RD350YPVS -	1:27.230	8	8	6.146	0.135	81.67
18	75		1 Peter WOODALL	MZ ETZ 250 - Core Projects Ltd	1:28.027	5	8	6.943	0.797	80.93
19	75		14 Steve HIGERTY	Yamaha TZR250 - Wave Racing Developments	1:28.227	8	8	7.143	0.200	80.75
20	18		15 Marc PRENTICE	Yamaha TZR250 - Hard graft ??	1:28.259	5	8	7.175	0.032	80.72
21	17*	R	1 Dan MILES	Yamaha TZR250 -	1:28.466	5	8	7.382	0.207	80.53
22	85		2 Andrew WALES	MZ ETZ 250 - Illuminated Design LTD	1:28.627	5	8	7.543	0.161	80.38
23	69		3 Alexander MANN	MZ ETZ 250 - HS RACING	1:28.661	8	8	7.577	0.034	80.35
24	72	C	5 Chris THAY	Yamaha TZR250 - Scell-it uk	1:28.914	5	7	7.830	0.253	80.12
25	26	R	2 Damian LEE	Yamaha TZR250 - Leed Autos	1:29.004	4	8	7.920	0.090	80.04
26	96		4 Chris KENT	MZ ETZ 250 - Buxton Powder Coating	1:29.451	8	8	8.367	0.447	79.64
27	9		5 Gary HOWLETT	MZ TS250 - HS Racing	1:29.672	4	7	8.588	0.221	79.45
28	44		6 Robert DESOY	MZ ETZ 250 - Eastern Garage Racing	1:29.780	2	2	8.696	0.108	79.35
29	51		16 Richard HOLDSWORTH	Yamaha TZR250 2MA - tintwise.com	1:30.255	7	8	9.171	0.475	78.93
30	32		7 John ASHMEAD	MZ ETZ 250 -	1:30.406	5	5	9.322	0.151	78.80
31	46		17 Kevin MARSHALL	Yamaha TZR250 -	1:30.981	4	8	9.897	0.575	78.30
32	69	C	6 Mark ELLERAY	Yamaha TZR250 - Abbot Solutions Ltd	1:31.016	7	7	9.932	0.035	78.27
33	53		18 Alan COATES	Yamaha TZR250 - Clarendon Motorcycles Hull	1:32.516	7	7	11.432	1.500	77.00
34	67	C	7 Mark BAILEY	Yamaha TZR250 - Gforce motorcycles	1:32.556	7	7	11.472	0.040	76.97
35	22		8 Simon FINCH	MZ ETZ250 - BlueCloud Projects Ltd	1:32.700	2	5	11.616	0.144	76.85
36	33	C	8 Kieran LEWIS	Yamaha TZR250 - Controls For Doors Ltd/ G Force Motor	1:33.248	2	7	12.164	0.548	76.40
37	100	R	3 John HAMILTON	Yamaha TZR250 - www.ypmrc.co.uk	1:33.432	7	7	12.348	0.184	76.25
38	36		9 Joe BALDRY	MZ ETZ 251 - Chilton Motors	1:33.744	6	7	12.660	0.312	76.00
39	87		19 Denise BUTTON	Yamaha TZR250 -	1:33.967	5	7	12.883	0.223	75.82
40	56		10 Russell TURNER	MZ ETZ 250 -	1:35.075	2	7	13.991	1.108	74.93
41	99		20 Paul FIRTH	Yamaha TZR250 2MA -	1:35.284	6	7	14.200	0.209	74.77
42	108		11 Ian KEEBLE	MZ ETZ 250 -	1:35.681	6	7	14.597	0.397	74.46
43	90		12 Steve PELLIS	MZ ETZ250 - LEC Group	1:36.020	7	8	14.936	0.339	74.19
44	46		13 Steve BRIGDEN	MZ ETZ 250 -	1:36.236	7	7	15.152	0.216	74.03
45	6		14 Paul ANSELL	MZ ETZ 250 -	1:38.012	2	7	16.928	1.776	72.69
46	42	C	9 Martin PEARSON	Yamaha TZR250 - Viking Inspection	1:39.266	6	7	18.182	1.254	71.77
47	73	R	4 Colvin TURNER	Yamaha TZR250 -	1:39.307	5	7	18.223	0.041	71.74
48	566		15 Michael WILBY	MZ ETZ 250 - Sziler UK	1:39.430	4	7	18.346	0.123	71.65
49	41	C	10 Paul BOWLING	Yamaha TDR -	1:39.453	6	7	18.369	0.023	71.63
50	59	C	11 Neil HESMAN	Yamaha RD350R - Farkham Hall	1:40.421	2	6	19.337	0.968	70.94
51	94		16 Simon BURCH	MZ ETZ 250 - Chilton Motors	1:41.463	3	7	20.379	1.042	70.21
52	3		17 Max MAUD	MZ ETZ 250 -	1:43.261	2	3	22.177	1.798	68.99
53	88	R	5 Ian O'FLAHERTY	Yamaha TZR250 -	1:47.343	2	2	26.259	4.082	66.37
54	93		18 Stephen KIRKWOOD	MZ ETZ 250 - Chilton Motors	1:49.183	5	6	28.099	1.840	65.25
55	67		19 Giles SPENCER	MZ ETZ 250 -			1			

* Bike 17 - Please fit a working transponder

* Bike 24 - Fastest lap removed - overtaking under yellow flag

* Bike 22 (YPM) - Poor signal from transponder. Please move to a more suitable location

Donington Park National

Circuit Length = 1.9790 miles

Start: 09:45 Flag 09:56 End: 09:58

Weather / Track : Cloudy / Dry

These results are provisional until the conclusion of any judicial and technical matters.

Clerk Of Course :	Steward :	Timekeeper :

Results can be found at www.tsl-timing.com

Printed - 09:58 Saturday, 05 September 2020



BMCRC - MRO Championships 2020 - Rnd 3 @ Donington Park National

DFDS Yamaha Past Masters & Chilton Motors 250 MZ

QUALIFYING - SECTOR ANALYSIS



SECTOR 1 = FL to I1, SECTOR 2 = I1 to FL, DIFF = Difference To Personal Best Lap, P = Crossed Finish Line in Pit Lane, D = Time Disallowed

P1 24		Scott CARSON		Yamaha TZR250 - B Grays Powerbiking, All Eng. Diamond Drillir			
IDEAL LAP TIME : 1:19.737		BEST LAP TIME : 1:21.084		DIFFERENCE : 1.347			
LAP	SECTOR 1	SECTOR 2	LAP TIME	MPH	DIFF	TIME OF DAY	
1 -	56.010	29.527	1:25.537	83.29	4.453	09:46:49.141	
2 -	52.701	29.291	1:21.992	86.89	0.908	09:48:11.133	
3 -	52.821	28.948	1:21.769	87.13	0.685	09:49:32.902	
4 -	52.269	29.116	1:21.385 (2)	87.54	0.301	09:50:54.287	
5 -	53.762	28.686	1:22.448	86.41	1.364	09:52:16.735	
6 -	52.425	28.659	1:21.084 (1)	87.86		09:53:37.819	
7 -	51.240	28.497	1:19.737 D	89.35		09:54:57.556	
8 -	51.995	29.722	1:21.717 (3)	87.18	0.633	09:56:19.273	

P2 0		Paul TOLAND		Yamaha TZR250 -			
IDEAL LAP TIME : 1:21.561		BEST LAP TIME : 1:21.630		DIFFERENCE : 0.069			
LAP	SECTOR 1	SECTOR 2	LAP TIME	MPH	DIFF	TIME OF DAY	
1 -	54.427	29.739	1:24.166	84.64	2.536	09:46:45.646	
2 -	53.626	29.182	1:22.808	86.03	1.178	09:48:08.454	
3 -	53.669	29.124	1:22.793	86.05	1.163	09:49:31.247	
4 -	53.681	29.197	1:22.878	85.96	1.248	09:50:54.125	
5 -	54.782	29.269	1:24.051	84.76	2.421	09:52:18.176	
6 -	53.308	29.101	1:22.409 (3)	86.45	0.779	09:53:40.585	
7 -	52.477	29.153	1:21.630 (1)	87.27		09:55:02.215	
8 -	52.575	29.084	1:21.659 (2)	87.24	0.029	09:56:23.874	
9 -	54.547	29.535	1:24.082	84.73	2.452	09:57:47.956	

P3 7		Peter MOORE		Yamaha TZR250 - Station Garage , Isle of Man			
IDEAL LAP TIME : 1:21.654		BEST LAP TIME : 1:21.654		DIFFERENCE : 0.000			
LAP	SECTOR 1	SECTOR 2	LAP TIME	MPH	DIFF	TIME OF DAY	
1 -	1:03.973	31.019	1:34.992	75.00	13.338	09:48:12.664	
2 -	58.764	30.996	1:29.760	79.37	8.106	09:49:42.424	
3 -	55.055	32.731	1:27.786	81.15	6.132	09:51:10.210	
4 -	56.501	31.430	1:27.931	81.02	6.277	09:52:38.141	
5 -	53.243	29.638	1:22.881 (2)	85.96	1.227	09:54:01.022	
6 -	59.658	29.981	1:29.639	79.48	7.985	09:55:30.661	
7 -	54.581	30.590	1:25.171 (3)	83.65	3.517	09:56:55.832	
8 -	52.836	28.818	1:21.654 (1)	87.25		09:58:17.486	

P4 11		Andrew BOWN		Yamaha TZR250 -			
IDEAL LAP TIME : 1:22.199		BEST LAP TIME : 1:22.261		DIFFERENCE : 0.062			
LAP	SECTOR 1	SECTOR 2	LAP TIME	MPH	DIFF	TIME OF DAY	
1 -	55.821	30.374	1:26.195	82.65	3.934	09:46:49.399	
2 -	52.796	29.465	1:22.261 (1)	86.61		09:48:11.660	
3 -	55.192	29.627	1:24.819	83.99	2.558	09:49:36.479	
4 -	53.998	29.634	1:23.632	85.19	1.371	09:51:00.111	
5 -	54.053	29.828	1:23.881	84.93	1.620	09:52:23.992	
6 -	55.196	29.403	1:24.599	84.21	2.338	09:53:48.591	
7 -	55.273	30.548	1:25.821	83.01	3.560	09:55:14.412	
8 -	53.505	29.729	1:23.234 (3)	85.59	0.973	09:56:37.646	
9 -	52.920	30.003	1:22.923 (2)	85.91	0.662	09:58:00.569	

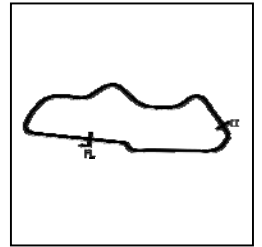
Weather / Track : Cloudy / Dry

Donington Park National
Circuit Length = 1.9790 miles
Start: 09:45 Flag 09:56 End: 09:58

BMCRC - MRO Championships 2020 - Rnd 3 @ Donington Park National

DFDS Yamaha Past Masters & Chilton Motors 250 MZ

QUALIFYING - SECTOR ANALYSIS



SECTOR 1 = FL to I1, SECTOR 2 = I1 to FL, DIFF = Difference To Personal Best Lap, P = Crossed Finish Line in Pit Lane, D = Time Disallowed

P5 81 Scott GRANT		Yamaha TZR250 - Avbase Flight Group				
IDEAL LAP TIME : 1:21.944		BEST LAP TIME : 1:22.265		DIFFERENCE : 0.321		
LAP	SECTOR 1	SECTOR 2	LAP TIME	MPH	DIFF	TIME OF DAY
1 -	56.188	30.388	1:26.576	82.29	4.311	09:47:17.473
2 -	52.997	29.268	1:22.265 (1)	86.60		09:48:39.738
3 -	54.337	29.848	1:24.185	84.63	1.920	09:50:03.923
4 -	52.997	29.398	1:22.395 (2)	86.46	0.130	09:51:26.318
5 -	55.710	30.332	1:26.042	82.80	3.777	09:52:52.360
6 -	52.676	29.817	1:22.493 (3)	86.36	0.228	09:54:14.853
7 -	54.542	29.746	1:24.288	84.52	2.023	09:55:39.141
8 -	55.513	30.405	1:25.918	82.92	3.653	09:57:05.059

P6 19 Peter BRANTON		Yamaha TZR250 - Exactweld Racing				
IDEAL LAP TIME : 1:21.753		BEST LAP TIME : 1:22.353		DIFFERENCE : 0.600		
LAP	SECTOR 1	SECTOR 2	LAP TIME	MPH	DIFF	TIME OF DAY
1 -	58.206	30.889	1:29.095	79.96	6.742	09:47:33.321
2 -	55.157	29.129	1:24.286	84.52	1.933	09:48:57.607
3 -	54.482	30.346	1:24.828	83.98	2.475	09:50:22.435
4 -	53.481	28.872	1:22.353 (1)	86.51		09:51:44.788
5 -	54.195	29.003	1:23.198	85.63	0.845	09:53:07.986
6 -	53.721	29.192	1:22.913 (3)	85.92	0.560	09:54:30.899
7 -	53.932	29.354	1:23.286	85.54	0.933	09:55:54.185
8 -	52.881	29.954	1:22.835 (2)	86.01	0.482	09:57:17.020

P7 57 Geoff MOOK		Yamaha TZR250 -				
IDEAL LAP TIME : 1:22.449		BEST LAP TIME : 1:22.449		DIFFERENCE : 0.000		
LAP	SECTOR 1	SECTOR 2	LAP TIME	MPH	DIFF	TIME OF DAY
1 -	57.752	30.817	1:28.569	80.44	6.120	09:47:20.953
2 -	54.157	30.033	1:24.190	84.62	1.741	09:48:45.143
3 -	53.700	29.463	1:23.163 (2)	85.67	0.714	09:50:08.306
4 -	53.144	29.305	1:22.449 (1)	86.41		09:51:30.755
5 -	54.690	29.615	1:24.305	84.51	1.856	09:52:55.060
6 -	54.214	29.782	1:23.996 (3)	84.82	1.547	09:54:19.056
7 -	54.052	30.037	1:24.089	84.72	1.640	09:55:43.145
8 -	55.024	30.089	1:25.113	83.70	2.664	09:57:08.258

P8 3 Alan COOPER		Yamaha TZR250 - twistgrip motorcycles				
IDEAL LAP TIME : 1:23.024		BEST LAP TIME : 1:23.295		DIFFERENCE : 0.271		
LAP	SECTOR 1	SECTOR 2	LAP TIME	MPH	DIFF	TIME OF DAY
1 -	58.079	30.623	1:28.702	80.32	5.407	09:47:33.598
2 -	55.832	29.615	1:25.447	83.38	2.152	09:48:59.045
3 -	54.729	29.533	1:24.262	84.55	0.967	09:50:23.307
4 -	54.026	29.330	1:23.356 (2)	85.47	0.061	09:51:46.663
5 -	54.805	29.138	1:23.943 (3)	84.87	0.648	09:53:10.606
6 -	54.592	30.871	1:25.463	83.36	2.168	09:54:36.069
7 -	53.886	29.409	1:23.295 (1)	85.53		09:55:59.364
8 -	54.336	30.218	1:24.554	84.26	1.259	09:57:23.918

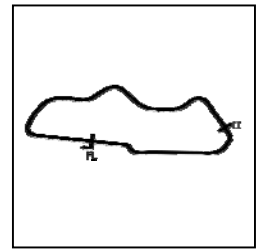
Weather / Track : Cloudy / Dry

Donington Park National
Circuit Length = 1.9790 miles
Start: 09:45 Flag 09:56 End: 09:58

BMCRC - MRO Championships 2020 - Rnd 3 @ Donington Park National

DFDS Yamaha Past Masters & Chilton Motors 250 MZ

QUALIFYING - SECTOR ANALYSIS



SECTOR 1 = FL to I1, SECTOR 2 = I1 to FL, DIFF = Difference To Personal Best Lap, P = Crossed Finish Line in Pit Lane, D = Time Disallowed

P9 15 C		Billy PERKINS		Yamaha TZR250 - T.w fuggle & son / Windsor food machinery			
IDEAL LAP TIME : 1:23.527		BEST LAP TIME : 1:23.527		DIFFERENCE : 0.000			
LAP	SECTOR 1	SECTOR 2	LAP TIME	MPH	DIFF	TIME OF DAY	
1 -	57.692	30.277	1:27.969	80.99	4.442	09:47:33.966	
2 -	57.018	30.482	1:27.500	81.42	3.973	09:49:01.466	
3 -	56.189	29.893	1:26.082	82.76	2.555	09:50:27.548	
4 -	57.409	30.045	1:27.454	81.46	3.927	09:51:55.002	
5 -	53.994	29.533	1:23.527 (1)	85.29		09:53:18.529	
6 -	54.089	29.865	1:23.954 (2)	84.86	0.427	09:54:42.483	
7 -	54.414	30.003	1:24.417 (3)	84.39	0.890	09:56:06.900	
8 -	56.298	31.001	1:27.299	81.61	3.772	09:57:34.199	

P10 27 C		Richard HAYWARD		Yamaha TZR250 - Gforce Motorcycles/Hazel Motors			
IDEAL LAP TIME : 1:23.546		BEST LAP TIME : 1:23.994		DIFFERENCE : 0.448			
LAP	SECTOR 1	SECTOR 2	LAP TIME	MPH	DIFF	TIME OF DAY	
1 -	57.281	31.097	1:28.378	80.61	4.384	09:47:17.677	
2 -	54.122	29.872	1:23.994 (1)	84.82		09:48:41.671	
3 -	54.724	29.966	1:24.690 (3)	84.12	0.696	09:50:06.361	
4 -	54.343	29.764	1:24.107 (2)	84.70	0.113	09:51:30.468	
5 -	55.332	29.424	1:24.756	84.06	0.762	09:52:55.224	
6 -	54.495	IN PIT	1:54.153 P	62.41	30.159	09:54:49.377	

P11 70		Andrew BURSCOUGH		Yamaha YPVS 350 - Apollo/Merlin/Abbey/Martitanium			
IDEAL LAP TIME : 1:23.699		BEST LAP TIME : 1:24.100		DIFFERENCE : 0.401			
LAP	SECTOR 1	SECTOR 2	LAP TIME	MPH	DIFF	TIME OF DAY	
1 -	57.314	30.288	1:27.602	81.32	3.502	09:47:19.074	
2 -	55.618	29.987	1:25.605	83.22	1.505	09:48:44.679	
3 -	55.255	29.886	1:25.141 (3)	83.68	1.041	09:50:09.820	
4 -	54.600	29.500	1:24.100 (1)	84.71		09:51:33.920	
5 -	56.443	30.648	1:27.091	81.80	2.991	09:53:01.011	
6 -	56.758	30.396	1:27.154	81.74	3.054	09:54:28.165	
7 -	56.415	30.007	1:26.422	82.44	2.322	09:55:54.587	
8 -	54.199	30.372	1:24.571 (2)	84.24	0.471	09:57:19.158	

P12 22		Rik BALLERINI		Yamaha TZR 250 - SCLS LTD, GECKO RACING, DYMAG, HIG			
IDEAL LAP TIME : 1:24.001		BEST LAP TIME : 1:24.247		DIFFERENCE : 0.246			
LAP	SECTOR 1	SECTOR 2	LAP TIME	MPH	DIFF	TIME OF DAY	
1 -	56.062	29.907	1:25.969	82.87	1.722	09:49:02.207	
2 -	54.591	29.771	1:24.362 (2)	84.45	0.115	09:50:26.569	
3 -	56.181	30.722	1:26.903	81.98	2.656	09:51:53.472	
4 -	54.504	30.152	1:24.656 (3)	84.15	0.409	09:53:18.128	
5 -	54.230	30.017	1:24.247 (1)	84.56		09:54:42.375	
6 -	55.884	30.824	1:26.708	82.16	2.461	09:56:09.083	
7 -	55.857	31.314	1:27.171	81.73	2.924	09:57:36.254	

P13 74		Paul WHITBY		Yamaha TZR250 - Greybridge Ltd			
IDEAL LAP TIME : 1:23.753		BEST LAP TIME : 1:24.904		DIFFERENCE : 1.151			
LAP	SECTOR 1	SECTOR 2	LAP TIME	MPH	DIFF	TIME OF DAY	
1 -	59.070	32.171	1:31.241	78.08	6.337	09:47:24.641	
2 -	54.796	30.957	1:25.753	83.08	0.849	09:48:50.394	
3 -	55.043	30.416	1:25.459 (3)	83.36	0.555	09:50:15.853	
4 -	56.269	29.849	1:26.118	82.73	1.214	09:51:41.971	
5 -	55.180	30.395	1:25.575	83.25	0.671	09:53:07.546	
6 -	56.216	30.154	1:26.370	82.48	1.466	09:54:33.916	
7 -	53.904	31.070	1:24.974 (2)	83.84	0.070	09:55:58.890	
8 -	54.595	30.309	1:24.904 (1)	83.91		09:57:23.794	

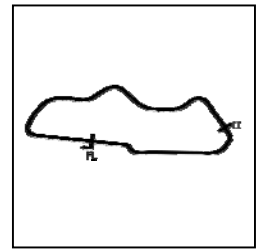
Weather / Track : Cloudy / Dry

Donington Park National
Circuit Length = 1.9790 miles
Start: 09:45 Flag 09:56 End: 09:58

BMCRC - MRO Championships 2020 - Rnd 3 @ Donington Park National

DFDS Yamaha Past Masters & Chilton Motors 250 MZ

QUALIFYING - SECTOR ANALYSIS



SECTOR 1 = FL to I1, SECTOR 2 = I1 to FL, DIFF = Difference To Personal Best Lap, P = Crossed Finish Line in Pit Lane, D = Time Disallowed

P14 92		Derek CRIPPS		Yamaha TZR250 - Kelly Cripps			
IDEAL LAP TIME : 1:25.248		BEST LAP TIME : 1:25.248		DIFFERENCE : 0.000			
LAP	SECTOR 1	SECTOR 2	LAP TIME	MPH	DIFF	TIME OF DAY	
1 -	1:01.240	32.447	1:33.687	76.04	8.439	09:47:41.835	
2 -	56.270	30.818	1:27.088	81.80	1.840	09:49:08.923	
3 -	56.040	30.360	1:26.400 (2)	82.46	1.152	09:50:35.323	
4 -	56.580	30.640	1:27.220	81.68	1.972	09:52:02.543	
5 -	55.090	30.158	1:25.248 (1)	83.57		09:53:27.791	
6 -	56.500	30.195	1:26.695	82.18	1.447	09:54:54.486	
7 -	55.858	30.622	1:26.480 (3)	82.38	1.232	09:56:20.966	
8 -	56.134	31.341	1:27.475	81.44	2.227	09:57:48.441	

P15 83 C		Paul GODBOLD		Yamaha TZR250 - Hill farm tree services			
IDEAL LAP TIME : 1:26.357		BEST LAP TIME : 1:26.360		DIFFERENCE : 0.003			
LAP	SECTOR 1	SECTOR 2	LAP TIME	MPH	DIFF	TIME OF DAY	
1 -	58.811	30.965	1:29.776	79.36	3.416	09:47:21.366	
2 -	56.794	31.252	1:28.046	80.91	1.686	09:48:49.412	
3 -	57.025	30.730	1:27.755 (3)	81.18	1.395	09:50:17.167	
4 -	56.721	30.569	1:27.290 (2)	81.62	0.930	09:51:44.457	
5 -	58.455	31.145	1:29.600	79.51	3.240	09:53:14.057	
6 -	55.788	30.572	1:26.360 (1)	82.49		09:54:40.417	
7 -	56.587	31.780	1:28.367	80.62	2.007	09:56:08.784	
8 -	57.978	31.413	1:29.391	79.70	3.031	09:57:38.175	

P16 60 C		Daniel GOUGH		Yamaha TZR250 - G Force Motorcycles			
IDEAL LAP TIME : 1:27.018		BEST LAP TIME : 1:27.095		DIFFERENCE : 0.077			
LAP	SECTOR 1	SECTOR 2	LAP TIME	MPH	DIFF	TIME OF DAY	
1 -	59.597	31.529	1:31.126	78.18	4.031	09:47:36.419	
2 -	57.206	30.546	1:27.752 (3)	81.19	0.657	09:49:04.171	
3 -	58.707	30.887	1:29.594	79.52	2.499	09:50:33.765	
4 -	56.750	30.909	1:27.659 (2)	81.27	0.564	09:52:01.424	
5 -	56.827	30.268	1:27.095 (1)	81.80		09:53:28.519	

P17 228		Clive EMERSON		Yamaha RD350YPVS -			
IDEAL LAP TIME : 1:27.069		BEST LAP TIME : 1:27.230		DIFFERENCE : 0.161			
LAP	SECTOR 1	SECTOR 2	LAP TIME	MPH	DIFF	TIME OF DAY	
1 -	1:04.860	32.394	1:37.254	73.25	10.024	09:47:45.805	
2 -	58.691	31.820	1:30.511	78.71	3.281	09:49:16.316	
3 -	59.581	31.480	1:31.061	78.24	3.831	09:50:47.377	
4 -	58.164	31.369	1:29.533	79.57	2.303	09:52:16.910	
5 -	59.187	31.214	1:30.401	78.81	3.171	09:53:47.311	
6 -	57.806	30.827	1:28.633 (3)	80.38	1.403	09:55:15.944	
7 -	56.545	31.040	1:27.585 (2)	81.34	0.355	09:56:43.529	
8 -	56.242	30.988	1:27.230 (1)	81.67		09:58:10.759	

P18 75		Peter WOODALL		MZ ETZ 250 - Core Projects Ltd			
IDEAL LAP TIME : 1:28.027		BEST LAP TIME : 1:28.027		DIFFERENCE : 0.000			
LAP	SECTOR 1	SECTOR 2	LAP TIME	MPH	DIFF	TIME OF DAY	
1 -	1:01.818	33.313	1:35.131	74.89	7.104	09:47:29.524	
2 -	57.472	31.882	1:29.354	79.73	1.327	09:48:58.878	
3 -	57.232	31.592	1:28.824 (3)	80.21	0.797	09:50:27.702	
4 -	57.312	31.994	1:29.306	79.77	1.279	09:51:57.008	
5 -	56.489	31.538	1:28.027 (1)	80.93		09:53:25.035	
6 -	56.509	31.747	1:28.256 (2)	80.72	0.229	09:54:53.291	
7 -	58.166	32.599	1:30.765	78.49	2.738	09:56:24.056	
8 -	57.158	32.177	1:29.335	79.75	1.308	09:57:53.391	

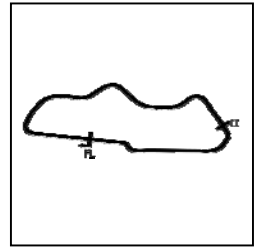
Weather / Track : Cloudy / Dry

Donington Park National
Circuit Length = 1.9790 miles
Start: 09:45 Flag 09:56 End: 09:58

BMCRC - MRO Championships 2020 - Rnd 3 @ Donington Park National

DFDS Yamaha Past Masters & Chilton Motors 250 MZ

QUALIFYING - SECTOR ANALYSIS



SECTOR 1 = FL to I1, SECTOR 2 = I1 to FL, DIFF = Difference To Personal Best Lap, P = Crossed Finish Line in Pit Lane, D = Time Disallowed

P19 75 Steve HIGERTY		Yamaha TZR250 - Wave Racing Developments				
IDEAL LAP TIME : 1:27.877		BEST LAP TIME : 1:28.227		DIFFERENCE : 0.350		
LAP	SECTOR 1	SECTOR 2	LAP TIME	MPH	DIFF	TIME OF DAY
1 -	59.023	31.682	1:30.705	78.54	2.478	09:46:56.350
2 -	57.102	31.722	1:28.824 (2)	80.21	0.597	09:48:25.174
3 -	58.749	31.759	1:30.508	78.71	2.281	09:49:55.682
4 -	58.248	31.822	1:30.070	79.10	1.843	09:51:25.752
5 -	1:00.486	30.795	1:31.281	78.05	3.054	09:52:57.033
6 -	57.791	31.808	1:29.599 (3)	79.51	1.372	09:54:26.632
7 -	59.457	32.088	1:31.545	77.82	3.318	09:55:58.177
8 -	57.082	31.145	1:28.227 (1)	80.75		09:57:26.404

P20 18 Marc PRENTICE		Yamaha TZR250 - Hard graft ??				
IDEAL LAP TIME : 1:27.836		BEST LAP TIME : 1:28.259		DIFFERENCE : 0.423		
LAP	SECTOR 1	SECTOR 2	LAP TIME	MPH	DIFF	TIME OF DAY
1 -	1:04.138	34.045	1:38.183	72.56	9.924	09:47:03.126
2 -	1:02.467	32.562	1:35.029	74.97	6.770	09:48:38.155
3 -	59.221	32.542	1:31.763	77.64	3.504	09:50:09.918
4 -	58.224	31.673	1:29.897	79.25	1.638	09:51:39.815
5 -	57.092	31.167	1:28.259 (1)	80.72		09:53:08.074
6 -	56.894	31.399	1:28.293 (2)	80.69	0.034	09:54:36.367
7 -	58.148	30.942	1:29.090	79.97	0.831	09:56:05.457
8 -	57.680	31.147	1:28.827 (3)	80.20	0.568	09:57:34.284

P21 17 R Dan MILES		Yamaha TZR250 -				
IDEAL LAP TIME :		BEST LAP TIME : 1:28.466		DIFFERENCE :		
LAP	SECTOR 1	SECTOR 2	LAP TIME	MPH	DIFF	TIME OF DAY
1 -			1:33.960	75.82	5.494	09:47:24.856
2 -			1:29.210 (2)	79.86	0.744	09:48:54.066
3 -			1:29.335 (3)	79.75	0.869	09:50:23.401
4 -			1:30.160	79.02	1.694	09:51:53.561
5 -			1:28.466 (1)	80.53		09:53:22.027
6 -			1:30.700	78.55	2.234	09:54:52.727
7 -			1:29.938	79.21	1.472	09:56:22.665
8 -			1:29.618	79.50	1.152	09:57:52.283

P22 85 Andrew WALES		MZ ETZ 250 - Illuminated Design LTD				
IDEAL LAP TIME : 1:28.627		BEST LAP TIME : 1:28.627		DIFFERENCE : 0.000		
LAP	SECTOR 1	SECTOR 2	LAP TIME	MPH	DIFF	TIME OF DAY
1 -	58.638	32.574	1:31.212	78.11	2.585	09:47:23.751
2 -	57.119	32.343	1:29.462 (2)	79.63	0.835	09:48:53.213
3 -	57.581	33.008	1:30.589	78.64	1.962	09:50:23.802
4 -	58.911	32.148	1:31.059	78.24	2.432	09:51:54.861
5 -	56.940	31.687	1:28.627 (1)	80.38		09:53:23.488
6 -	57.491	32.780	1:30.271	78.92	1.644	09:54:53.759
7 -	57.820	32.055	1:29.875 (3)	79.27	1.248	09:56:23.634
8 -	57.051	33.332	1:30.383	78.82	1.756	09:57:54.017

Weather / Track : Cloudy / Dry

Donington Park National
Circuit Length = 1.9790 miles
Start: 09:45 Flag 09:56 End: 09:58

BMCRC - MRO Championships 2020 - Rnd 3 @ Donington Park National

DFDS Yamaha Past Masters & Chilton Motors 250 MZ

QUALIFYING - SECTOR ANALYSIS



SECTOR 1 = FL to I1, SECTOR 2 = I1 to FL, DIFF = Difference To Personal Best Lap, P = Crossed Finish Line in Pit Lane, D = Time Disallowed

P23 69 Alexander MANN			MZ ETZ 250 - HS RACING			
IDEAL LAP TIME : 1:28.474		BEST LAP TIME : 1:28.661		DIFFERENCE : 0.187		
LAP	SECTOR 1	SECTOR 2	LAP TIME	MPH	DIFF	TIME OF DAY
1 -	1:02.578	33.710	1:36.288	73.99	7.627	09:47:43.092
2 -	59.183	33.543	1:32.726	76.83	4.065	09:49:15.818
3 -	1:02.500	32.887	1:35.387	74.69	6.726	09:50:51.205
4 -	59.479	32.898	1:32.377	77.12	3.716	09:52:23.582
5 -	58.652	32.381	1:31.033 (3)	78.26	2.372	09:53:54.615
6 -	57.669	31.624	1:29.293 (2)	79.78	0.632	09:55:23.908
7 -	58.539	32.666	1:31.205	78.11	2.544	09:56:55.113
8 -	56.850	31.811	1:28.661 (1)	80.35		09:58:23.774

P24 72 C Chris THAY			Yamaha TZR250 - Scell-it uk			
IDEAL LAP TIME : 1:28.722		BEST LAP TIME : 1:28.914		DIFFERENCE : 0.192		
LAP	SECTOR 1	SECTOR 2	LAP TIME	MPH	DIFF	TIME OF DAY
1 -	1:08.486	35.079	1:43.565	68.79	14.651	09:48:06.569
2 -	1:05.262	33.528	1:38.790	72.11	9.876	09:49:45.359
3 -	58.333	32.164	1:30.497 (3)	78.72	1.583	09:51:15.856
4 -	1:00.770	31.224	1:31.994	77.44	3.080	09:52:47.850
5 -	57.521	31.393	1:28.914 (1)	80.12		09:54:16.764
6 -	57.802	31.201	1:29.003 (2)	80.04	0.089	09:55:45.767
7 -	58.373	32.429	1:30.802	78.46	1.888	09:57:16.569

P25 26 R Damian LEE			Yamaha TZR250 - Leed Autos			
IDEAL LAP TIME : 1:28.956		BEST LAP TIME : 1:29.004		DIFFERENCE : 0.048		
LAP	SECTOR 1	SECTOR 2	LAP TIME	MPH	DIFF	TIME OF DAY
1 -	1:03.174	33.643	1:36.817	73.58	7.813	09:47:45.236
2 -	59.684	31.565	1:31.249	78.07	2.245	09:49:16.485
3 -	1:02.355	31.748	1:34.103	75.71	5.099	09:50:50.588
4 -	58.019	30.985	1:29.004 (1)	80.04		09:52:19.592
5 -	58.985	31.120	1:30.105	79.07	1.101	09:53:49.697
6 -	58.456	31.699	1:30.155	79.02	1.151	09:55:19.852
7 -	58.009	31.560	1:29.569 (3)	79.54	0.565	09:56:49.421
8 -	57.971	31.099	1:29.070 (2)	79.98	0.066	09:58:18.491

P26 96 Chris KENT			MZ ETZ 250 - Buxton Powder Coating			
IDEAL LAP TIME : 1:29.451		BEST LAP TIME : 1:29.451		DIFFERENCE : 0.000		
LAP	SECTOR 1	SECTOR 2	LAP TIME	MPH	DIFF	TIME OF DAY
1 -	1:02.471	34.573	1:37.044	73.41	7.593	09:47:04.088
2 -	58.359	32.480	1:30.839	78.43	1.388	09:48:34.927
3 -	59.418	32.113	1:31.531	77.83	2.080	09:50:06.458
4 -	58.140	32.957	1:31.097	78.20	1.646	09:51:37.555
5 -	58.268	32.392	1:30.660 (3)	78.58	1.209	09:53:08.215
6 -	58.023	32.363	1:30.386 (2)	78.82	0.935	09:54:38.601
7 -	59.479	41.807	1:41.286	70.34	11.835	09:56:19.887
8 -	57.850	31.601	1:29.451 (1)	79.64		09:57:49.338

P27 9 Gary HOWLETT			MZ TS250 - HS Racing			
IDEAL LAP TIME : 1:29.291		BEST LAP TIME : 1:29.672		DIFFERENCE : 0.381		
LAP	SECTOR 1	SECTOR 2	LAP TIME	MPH	DIFF	TIME OF DAY
1 -	1:00.229	33.415	1:33.644	76.08	3.972	09:47:10.833
2 -	58.844	32.472	1:31.316	78.02	1.644	09:48:42.149
3 -	58.690	32.959	1:31.649	77.73	1.977	09:50:13.798
4 -	57.877	31.795	1:29.672 (1)	79.45		09:51:43.470
5 -	58.342	31.647	1:29.989 (2)	79.17	0.317	09:53:13.459
6 -	57.644	32.573	1:30.217 (3)	78.97	0.545	09:54:43.676
7 -	58.212	33.390	1:31.602	77.77	1.930	09:56:15.278

Weather / Track : Cloudy / Dry

Donington Park National
Circuit Length = 1.9790 miles
Start: 09:45 Flag 09:56 End: 09:58

BMCRC - MRO Championships 2020 - Rnd 3 @ Donington Park National

DFDS Yamaha Past Masters & Chilton Motors 250 MZ

QUALIFYING - SECTOR ANALYSIS



SECTOR 1 = FL to I1, SECTOR 2 = I1 to FL, DIFF = Difference To Personal Best Lap, P = Crossed Finish Line in Pit Lane, D = Time Disallowed

P28 44		Robert DESOY		MZ ETZ 250 - Eastern Garage Racing		
IDEAL LAP TIME : 1:29.780		BEST LAP TIME : 1:29.780		DIFFERENCE : 0.000		
LAP	SECTOR 1	SECTOR 2	LAP TIME	MPH	DIFF	TIME OF DAY
1 -	1:00.552	33.211	1:33.763 (2)	75.98	3.983	09:47:25.537
2 -	57.869	31.911	1:29.780 (1)	79.35		09:48:55.317

P29 51		Richard HOLDSWORTH		Yamaha TZR250 2MA - tintwise.com		
IDEAL LAP TIME : 1:30.080		BEST LAP TIME : 1:30.255		DIFFERENCE : 0.175		
LAP	SECTOR 1	SECTOR 2	LAP TIME	MPH	DIFF	TIME OF DAY
1 -	1:03.464	34.211	1:37.675	72.94	7.420	09:47:30.830
2 -	1:00.243	32.851	1:33.094	76.53	2.839	09:49:03.924
3 -	1:01.709	32.462	1:34.171	75.65	3.916	09:50:38.095
4 -	1:00.644	33.084	1:33.728	76.01	3.473	09:52:11.823
5 -	59.019	32.080	1:31.099 (3)	78.20	0.844	09:53:42.922
6 -	59.419	32.312	1:31.731	77.66	1.476	09:55:14.653
7 -	58.017	32.238	1:30.255 (1)	78.93		09:56:44.908
8 -	58.461	32.063	1:30.524 (2)	78.70	0.269	09:58:15.432

P30 32		John ASHMEAD		MZ ETZ 250 -		
IDEAL LAP TIME : 1:30.406		BEST LAP TIME : 1:30.406		DIFFERENCE : 0.000		
LAP	SECTOR 1	SECTOR 2	LAP TIME	MPH	DIFF	TIME OF DAY
1 -	1:05.979	33.877	1:39.856	71.34	9.450	09:47:07.308
2 -	59.737	32.940	1:32.677	76.87	2.271	09:48:39.985
3 -	58.397	34.015	1:32.412 (3)	77.09	2.006	09:50:12.397
4 -	59.120	32.500	1:31.620 (2)	77.76	1.214	09:51:44.017
5 -	58.331	32.075	1:30.406 (1)	78.80		09:53:14.423

P31 46		Kevin MARSHALL		Yamaha TZR250 -		
IDEAL LAP TIME : 1:30.957		BEST LAP TIME : 1:30.981		DIFFERENCE : 0.024		
LAP	SECTOR 1	SECTOR 2	LAP TIME	MPH	DIFF	TIME OF DAY
1 -	1:00.371	32.885	1:33.256	76.39	2.275	09:46:56.407
2 -	59.508	32.079	1:31.587	77.79	0.606	09:48:27.994
3 -	59.628	31.951	1:31.579	77.79	0.598	09:49:59.573
4 -	59.006	31.975	1:30.981 (1)	78.30		09:51:30.554
5 -	59.431	32.059	1:31.490 (3)	77.87	0.509	09:53:02.044
6 -	59.709	33.146	1:32.855	76.72	1.874	09:54:34.899
7 -	59.084	32.191	1:31.275 (2)	78.05	0.294	09:56:06.174
8 -	59.550	32.962	1:32.512	77.01	1.531	09:57:38.686

P32 69 C		Mark ELLERAY		Yamaha TZR250 - Abbot Solutions Ltd		
IDEAL LAP TIME : 1:30.782		BEST LAP TIME : 1:31.016		DIFFERENCE : 0.234		
LAP	SECTOR 1	SECTOR 2	LAP TIME	MPH	DIFF	TIME OF DAY
1 -	1:04.654	34.096	1:38.750	72.14	7.734	09:47:48.371
2 -	1:01.044	33.836	1:34.880	75.09	3.864	09:49:23.251
3 -	1:00.362	33.394	1:33.756 (3)	75.99	2.740	09:50:57.007
4 -	1:01.402	32.586	1:33.988	75.80	2.972	09:52:30.995
5 -	58.665	33.223	1:31.888 (2)	77.53	0.872	09:54:02.883
6 -	1:02.403	32.251	1:34.654	75.27	3.638	09:55:37.537
7 -	58.899	32.117	1:31.016 (1)	78.27		09:57:08.553

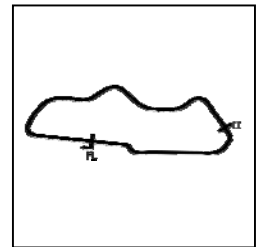
Weather / Track : Cloudy / Dry

Donington Park National
Circuit Length = 1.9790 miles
Start: 09:45 Flag 09:56 End: 09:58

BMCRC - MRO Championships 2020 - Rnd 3 @ Donington Park National

DFDS Yamaha Past Masters & Chilton Motors 250 MZ

QUALIFYING - SECTOR ANALYSIS



SECTOR 1 = FL to I1, SECTOR 2 = I1 to FL, DIFF = Difference To Personal Best Lap, P = Crossed Finish Line in Pit Lane, D = Time Disallowed

P33 53		Alan COATES		Yamaha TZR250 - Clarendon Motorcycles Hull			
IDEAL LAP TIME : 1:32.516		BEST LAP TIME : 1:32.516		DIFFERENCE : 0.000			
LAP	SECTOR 1	SECTOR 2	LAP TIME	MPH	DIFF	TIME OF DAY	
1 -	1:06.852	34.967	1:41.819	69.97	9.303	09:47:36.513	
2 -	1:03.189	34.577	1:37.766	72.87	5.250	09:49:14.279	
3 -	1:04.978	33.362	1:38.340	72.44	5.824	09:50:52.619	
4 -	1:01.076	32.898	1:33.974 (2)	75.81	1.458	09:52:26.593	
5 -	1:02.401	33.139	1:35.540 (3)	74.57	3.024	09:54:02.133	
6 -	1:02.861	33.394	1:36.255	74.01	3.739	09:55:38.388	
7 -	59.686	32.830	1:32.516 (1)	77.00		09:57:10.904	

P34 67 C		Mark BAILEY		Yamaha TZR250 - Gforce motorcycles			
IDEAL LAP TIME : 1:32.100		BEST LAP TIME : 1:32.556		DIFFERENCE : 0.456			
LAP	SECTOR 1	SECTOR 2	LAP TIME	MPH	DIFF	TIME OF DAY	
1 -	1:03.636	33.033	1:36.669	73.70	4.113	09:47:41.676	
2 -	1:00.371	32.975	1:33.346 (3)	76.32	0.790	09:49:15.022	
3 -	1:02.590	32.682	1:35.272	74.78	2.716	09:50:50.294	
4 -	1:00.088	32.885	1:32.973 (2)	76.63	0.417	09:52:23.267	
5 -	1:02.721	33.267	1:35.988	74.22	3.432	09:53:59.255	
6 -	1:03.081	32.152	1:35.233	74.81	2.677	09:55:34.488	
7 -	59.948	32.608	1:32.556 (1)	76.97		09:57:07.044	

P35 22		Simon FINCH		MZ ETZ250 - BlueCloud Projects Ltd			
IDEAL LAP TIME : 1:32.700		BEST LAP TIME : 1:32.700		DIFFERENCE : 0.000			
LAP	SECTOR 1	SECTOR 2	LAP TIME	MPH	DIFF	TIME OF DAY	
1 -	1:01.769	34.093	1:35.862 (3)	74.32	3.162	09:47:29.352	
2 -	59.354	33.346	1:32.700 (1)	76.85		09:49:02.052	
3 -	59.487	33.376	1:32.863 (2)	76.72	0.163	09:50:34.915	
4 -	1:02.395	38.183	1:40.578	70.83	7.878	09:52:15.493	
5 -	1:02.387	34.512	1:36.899	73.52	4.199	09:53:52.392	

P36 33 C		Kieran LEWIS		Yamaha TZR250 - Controls For Doors Ltd/ G Force Motorcycles			
IDEAL LAP TIME : 1:33.248		BEST LAP TIME : 1:33.248		DIFFERENCE : 0.000			
LAP	SECTOR 1	SECTOR 2	LAP TIME	MPH	DIFF	TIME OF DAY	
1 -	1:03.231	33.532	1:36.763	73.62	3.515	09:47:42.455	
2 -	1:00.421	32.827	1:33.248 (1)	76.40		09:49:15.703	
3 -	1:04.747	33.970	1:38.717	72.17	5.469	09:50:54.420	
4 -	1:00.845	32.916	1:33.761 (3)	75.98	0.513	09:52:28.181	
5 -	1:01.003	33.400	1:34.403	75.47	1.155	09:54:02.584	
6 -	1:03.061	33.633	1:36.694	73.68	3.446	09:55:39.278	
7 -	1:00.509	33.223	1:33.732 (2)	76.01	0.484	09:57:13.010	

P37 100 R		John HAMILTON		Yamaha TZR250 - www.ypmrc.co.uk			
IDEAL LAP TIME : 1:33.432		BEST LAP TIME : 1:33.432		DIFFERENCE : 0.000			
LAP	SECTOR 1	SECTOR 2	LAP TIME	MPH	DIFF	TIME OF DAY	
1 -	1:08.740	35.291	1:44.031	68.48	10.599	09:48:07.645	
2 -	1:04.882	35.231	1:40.113	71.16	6.681	09:49:47.758	
3 -	1:03.599	34.210	1:37.809	72.84	4.377	09:51:25.567	
4 -	1:02.163	33.374	1:35.537	74.57	2.105	09:53:01.104	
5 -	1:00.828	33.895	1:34.723 (2)	75.21	1.291	09:54:35.827	
6 -	1:01.054	33.940	1:34.994 (3)	75.00	1.562	09:56:10.821	
7 -	1:00.512	32.920	1:33.432 (1)	76.25		09:57:44.253	

Weather / Track : Cloudy / Dry

Donington Park National
Circuit Length = 1.9790 miles
Start: 09:45 Flag 09:56 End: 09:58

BMCRC - MRO Championships 2020 - Rnd 3 @ Donington Park National

DFDS Yamaha Past Masters & Chilton Motors 250 MZ

QUALIFYING - SECTOR ANALYSIS



SECTOR 1 = FL to I1, SECTOR 2 = I1 to FL, DIFF = Difference To Personal Best Lap, P = Crossed Finish Line in Pit Lane, D = Time Disallowed

P38 36		Joe BALDRY		MZ ETZ 251 - Chilton Motors			
IDEAL LAP TIME : 1:33.259		BEST LAP TIME : 1:33.744		DIFFERENCE : 0.485			
LAP	SECTOR 1	SECTOR 2	LAP TIME	MPH	DIFF	TIME OF DAY	
1 -	1:04.241	35.042	1:39.283	71.76	5.539	09:47:32.561	
2 -	1:02.989	33.968	1:36.957	73.48	3.213	09:49:09.518	
3 -	1:00.356	33.709	1:34.065 (3)	75.74	0.321	09:50:43.583	
4 -	1:01.208	33.545	1:34.753	75.19	1.009	09:52:18.336	
5 -	1:01.560	33.567	1:35.127	74.89	1.383	09:53:53.463	
6 -	59.776	33.968	1:33.744 (1)	76.00		09:55:27.207	
7 -	59.714	34.333	1:34.047 (2)	75.75	0.303	09:57:01.254	

P39 87		Denise BUTTON		Yamaha TZR250 -			
IDEAL LAP TIME : 1:33.967		BEST LAP TIME : 1:33.967		DIFFERENCE : 0.000			
LAP	SECTOR 1	SECTOR 2	LAP TIME	MPH	DIFF	TIME OF DAY	
1 -	1:06.615	34.419	1:41.034	70.51	7.067	09:48:04.739	
2 -	1:01.714	33.400	1:35.114 (3)	74.90	1.147	09:49:39.853	
3 -	1:01.982	33.527	1:35.509	74.59	1.542	09:51:15.362	
4 -	1:03.724	33.383	1:37.107	73.36	3.140	09:52:52.469	
5 -	1:00.815	33.152	1:33.967 (1)	75.82		09:54:26.436	
6 -	1:01.528	33.768	1:35.296	74.76	1.329	09:56:01.732	
7 -	1:01.264	33.169	1:34.433 (2)	75.44	0.466	09:57:36.165	

P40 56		Russell TURNER		MZ ETZ 250 -			
IDEAL LAP TIME : 1:34.853		BEST LAP TIME : 1:35.075		DIFFERENCE : 0.222			
LAP	SECTOR 1	SECTOR 2	LAP TIME	MPH	DIFF	TIME OF DAY	
1 -	1:06.052	34.642	1:40.694	70.75	5.619	09:48:01.236	
2 -	1:01.518	33.557	1:35.075 (1)	74.93		09:49:36.311	
3 -	1:02.330	33.747	1:36.077 (3)	74.15	1.002	09:51:12.388	
4 -	1:03.875	33.459	1:37.334	73.19	2.259	09:52:49.722	
5 -	1:03.075	34.984	1:38.059	72.65	2.984	09:54:27.781	
6 -	1:01.394	33.936	1:35.330 (2)	74.73	0.255	09:56:03.111	
7 -	1:02.056	34.940	1:36.996	73.45	1.921	09:57:40.107	

P41 99		Paul FIRTH		Yamaha TZR250 2MA -			
IDEAL LAP TIME : 1:35.058		BEST LAP TIME : 1:35.284		DIFFERENCE : 0.226			
LAP	SECTOR 1	SECTOR 2	LAP TIME	MPH	DIFF	TIME OF DAY	
1 -	1:06.849	36.366	1:43.215	69.02	7.931	09:48:05.987	
2 -	1:05.195	36.019	1:41.214	70.39	5.930	09:49:47.201	
3 -	1:03.229	34.596	1:37.825	72.83	2.541	09:51:25.026	
4 -	1:02.222	34.038	1:36.260 (3)	74.01	0.976	09:53:01.286	
5 -	1:02.900	34.713	1:37.613	72.98	2.329	09:54:38.899	
6 -	1:01.034	34.250	1:35.284 (1)	74.77		09:56:14.183	
7 -	1:02.133	34.024	1:36.157 (2)	74.09	0.873	09:57:50.340	

P42 108		Ian KEEBLE		MZ ETZ 250 -			
IDEAL LAP TIME : 1:35.669		BEST LAP TIME : 1:35.681		DIFFERENCE : 0.012			
LAP	SECTOR 1	SECTOR 2	LAP TIME	MPH	DIFF	TIME OF DAY	
1 -	1:09.618	37.739	1:47.357	66.36	11.676	09:47:13.638	
2 -	1:05.263	36.051	1:41.314	70.32	5.633	09:48:54.952	
3 -	1:03.578	35.087	1:38.665 (3)	72.21	2.984	09:50:33.617	
4 -	1:06.252	35.135	1:41.387	70.27	5.706	09:52:15.004	
5 -	1:04.546	34.365	1:38.911	72.03	3.230	09:53:53.915	
6 -	1:01.304	34.377	1:35.681 (1)	74.46		09:55:29.596	
7 -	1:01.917	35.624	1:37.541 (2)	73.04	1.860	09:57:07.137	

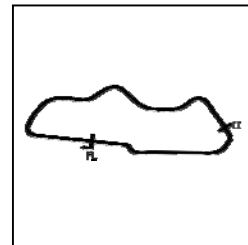
Weather / Track : Cloudy / Dry

Donington Park National
Circuit Length = 1.9790 miles
Start: 09:45 Flag 09:56 End: 09:58

BMCRC - MRO Championships 2020 - Rnd 3 @ Donington Park National

DFDS Yamaha Past Masters & Chilton Motors 250 MZ

QUALIFYING - SECTOR ANALYSIS



SECTOR 1 = FL to I1, SECTOR 2 = I1 to FL, DIFF = Difference To Personal Best Lap, P = Crossed Finish Line in Pit Lane, D = Time Disallowed

P43 90		Steve PELLIS		MZ ETZ250 - LEC Group		
IDEAL LAP TIME : 1:35.908		BEST LAP TIME : 1:36.020		DIFFERENCE : 0.112		
LAP	SECTOR 1	SECTOR 2	LAP TIME	MPH	DIFF	TIME OF DAY
1 -	1:07.357	37.000	1:44.357	68.27	8.337	09:47:11.583
2 -	1:02.517	34.411	1:36.928	73.50	0.908	09:48:48.511
3 -	1:02.385	34.782	1:37.167	73.32	1.147	09:50:25.678
4 -	1:04.882	35.698	1:40.580	70.83	4.560	09:52:06.258
5 -	1:03.503	34.165	1:37.668	72.94	1.648	09:53:43.926
6 -	1:02.474	33.943	1:36.417 (2)	73.89	0.397	09:55:20.343
7 -	1:01.965	34.055	1:36.020 (1)	74.19		09:56:56.363
8 -	1:02.015	34.594	1:36.609 (3)	73.74	0.589	09:58:32.972

P44 46		Steve BRIGDEN		MZ ETZ 250 -		
IDEAL LAP TIME : 1:36.236		BEST LAP TIME : 1:36.236		DIFFERENCE : 0.000		
LAP	SECTOR 1	SECTOR 2	LAP TIME	MPH	DIFF	TIME OF DAY
1 -	1:06.860	36.943	1:43.803	68.63	7.567	09:48:06.969
2 -	1:03.430	35.158	1:38.588	72.26	2.352	09:49:45.557
3 -	1:02.705	35.230	1:37.935	72.74	1.699	09:51:23.492
4 -	1:02.848	35.521	1:38.369	72.42	2.133	09:53:01.861
5 -	1:02.715	34.969	1:37.684 (3)	72.93	1.448	09:54:39.545
6 -	1:02.289	34.958	1:37.247 (2)	73.26	1.011	09:56:16.792
7 -	1:02.146	34.090	1:36.236 (1)	74.03		09:57:53.028

P45 6		Paul ANSELL		MZ ETZ 250 -		
IDEAL LAP TIME : 1:37.371		BEST LAP TIME : 1:38.012		DIFFERENCE : 0.641		
LAP	SECTOR 1	SECTOR 2	LAP TIME	MPH	DIFF	TIME OF DAY
1 -	1:08.580	36.203	1:44.783	67.99	6.771	09:47:23.875
2 -	1:02.596	35.416	1:38.012 (1)	72.69		09:49:01.887
3 -	1:03.302	34.775	1:38.077 (2)	72.64	0.065	09:50:39.964
4 -	1:04.851	34.934	1:39.785	71.39	1.773	09:52:19.749
5 -	1:02.795	35.509	1:38.304 (3)	72.47	0.292	09:53:58.053
6 -	1:05.803	35.696	1:41.499	70.19	3.487	09:55:39.552
7 -	1:03.570	36.922	1:40.492	70.89	2.480	09:57:20.044

P46 42 C		Martin PEARSON		Yamaha TZR250 - Viking Inspection		
IDEAL LAP TIME : 1:39.266		BEST LAP TIME : 1:39.266		DIFFERENCE : 0.000		
LAP	SECTOR 1	SECTOR 2	LAP TIME	MPH	DIFF	TIME OF DAY
1 -	1:11.190	36.689	1:47.879	66.04	8.613	09:47:12.652
2 -	1:06.023	34.936	1:40.959 (3)	70.56	1.693	09:48:53.611
3 -	1:06.124	34.328	1:40.452 (2)	70.92	1.186	09:50:34.063
4 -	1:06.667	34.419	1:41.086	70.48	1.820	09:52:15.149
5 -	1:06.835	35.408	1:42.243	69.68	2.977	09:53:57.392
6 -	1:05.345	33.921	1:39.266 (1)	71.77		09:55:36.658
7 -	1:07.280	35.814	1:43.094	69.10	3.828	09:57:19.752

P47 73 R		Colvin TURNER		Yamaha TZR250 -		
IDEAL LAP TIME : 1:39.134		BEST LAP TIME : 1:39.307		DIFFERENCE : 0.173		
LAP	SECTOR 1	SECTOR 2	LAP TIME	MPH	DIFF	TIME OF DAY
1 -	1:06.774	35.682	1:42.456	69.53	3.149	09:47:49.381
2 -	1:04.533	35.163	1:39.696 (3)	71.46	0.389	09:49:29.077
3 -	1:05.079	35.835	1:40.914	70.60	1.607	09:51:09.991
4 -	1:07.171	35.008	1:42.179	69.72	2.872	09:52:52.170
5 -	1:04.256	35.051	1:39.307 (1)	71.74		09:54:31.477
6 -	1:05.356	35.240	1:40.596	70.82	1.289	09:56:12.073
7 -	1:04.126	35.209	1:39.335 (2)	71.72	0.028	09:57:51.408

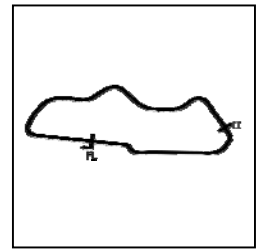
Weather / Track : Cloudy / Dry

Donington Park National
Circuit Length = 1.9790 miles
Start: 09:45 Flag 09:56 End: 09:58

BMCRC - MRO Championships 2020 - Rnd 3 @ Donington Park National

DFDS Yamaha Past Masters & Chilton Motors 250 MZ

QUALIFYING - SECTOR ANALYSIS



SECTOR 1 = FL to I1, SECTOR 2 = I1 to FL, DIFF = Difference To Personal Best Lap, P = Crossed Finish Line in Pit Lane, D = Time Disallowed

P48 566		Michael WILBY		MZ ETZ 250 - Sziler UK		
IDEAL LAP TIME : 1:38.029		BEST LAP TIME : 1:39.430		DIFFERENCE : 1.401		
LAP	SECTOR 1	SECTOR 2	LAP TIME	MPH	DIFF	TIME OF DAY
1 -	1:06.611	36.573	1:43.184	69.04	3.754	09:47:21.833
2 -	1:04.016	35.888	1:39.904 (3)	71.31	0.474	09:49:01.737
3 -	1:04.001	35.646	1:39.647 (2)	71.49	0.217	09:50:41.384
4 -	1:04.466	34.964	1:39.430 (1)	71.65		09:52:20.814
5 -	1:04.710	35.927	1:40.637	70.79	1.207	09:54:01.451
6 -	1:07.006	35.414	1:42.420	69.56	2.990	09:55:43.871
7 -	1:03.065	38.745	1:41.810	69.97	2.380	09:57:25.681

P49 41 C		Paul BOWLING		Yamaha TDR -		
IDEAL LAP TIME : 1:39.346		BEST LAP TIME : 1:39.453		DIFFERENCE : 0.107		
LAP	SECTOR 1	SECTOR 2	LAP TIME	MPH	DIFF	TIME OF DAY
1 -	1:10.255	37.107	1:47.362	66.36	7.909	09:47:28.034
2 -	1:08.092	35.746	1:43.838	68.61	4.385	09:49:11.872
3 -	1:08.666	36.202	1:44.868	67.93	5.415	09:50:56.740
4 -	1:06.526	34.961	1:41.487 (3)	70.20	2.034	09:52:38.227
5 -	1:05.641	35.298	1:40.939 (2)	70.58	1.486	09:54:19.166
6 -	1:04.385	35.068	1:39.453 (1)	71.63		09:55:58.619
7 -	1:09.749	37.135	1:46.884	66.65	7.431	09:57:45.503

P50 59 C		Neil HESMAN		Yamaha RD350R - Farkham Hall		
IDEAL LAP TIME : 1:39.669		BEST LAP TIME : 1:40.421		DIFFERENCE : 0.752		
LAP	SECTOR 1	SECTOR 2	LAP TIME	MPH	DIFF	TIME OF DAY
1 -	1:07.907	34.960	1:42.867 (3)	69.26	2.446	09:47:50.511
2 -	1:04.709	35.712	1:40.421 (1)	70.94		09:49:30.932
3 -	1:05.385	35.724	1:41.109 (2)	70.46	0.688	09:51:12.041
4 -	1:07.473	35.858	1:43.331	68.94	2.910	09:52:55.372
5 -	1:06.009	38.067	1:44.076	68.45	3.655	09:54:39.448
6 -	1:09.537	IN PIT	1:54.578 P	62.18	14.157	09:56:34.026

P51 94		Simon BURCH		MZ ETZ 250 - Chilton Motors		
IDEAL LAP TIME : 1:41.048		BEST LAP TIME : 1:41.463		DIFFERENCE : 0.415		
LAP	SECTOR 1	SECTOR 2	LAP TIME	MPH	DIFF	TIME OF DAY
1 -	1:09.847	37.779	1:47.626	66.19	6.163	09:47:29.259
2 -	1:07.187	36.242	1:43.429	68.88	1.966	09:49:12.688
3 -	1:05.121	36.342	1:41.463 (1)	70.21		09:50:54.151
4 -	1:05.614	36.261	1:41.875 (3)	69.93	0.412	09:52:36.026
5 -	1:06.421	38.408	1:44.829	67.96	3.366	09:54:20.855
6 -	1:06.532	37.162	1:43.694	68.70	2.231	09:56:04.549
7 -	1:05.589	35.927	1:41.516 (2)	70.18	0.053	09:57:46.065

P52 3		Max MAUD		MZ ETZ 250 -		
IDEAL LAP TIME : 1:43.261		BEST LAP TIME : 1:43.261		DIFFERENCE : 0.000		
LAP	SECTOR 1	SECTOR 2	LAP TIME	MPH	DIFF	TIME OF DAY
1 -	1:11.148	38.493	1:49.641 (3)	64.98	6.380	09:47:46.079
2 -	1:06.109	37.152	1:43.261 (1)	68.99		09:49:29.340
3 -	1:07.597	38.096	1:45.693 (2)	67.40	2.432	09:51:15.033

P53 88 R		Ian O'FLAHERTY		Yamaha TZR250 -		
IDEAL LAP TIME : 1:46.253		BEST LAP TIME : 1:47.343		DIFFERENCE : 1.090		
LAP	SECTOR 1	SECTOR 2	LAP TIME	MPH	DIFF	TIME OF DAY
1 -	1:13.139	37.215	1:50.354 (2)	64.56	3.011	09:48:15.765
2 -	1:09.038	38.305	1:47.343 (1)	66.37		09:50:03.108

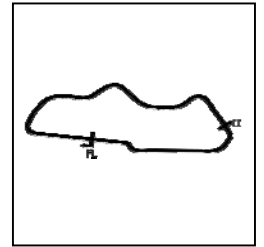
Weather / Track : Cloudy / Dry

Donington Park National
Circuit Length = 1.9790 miles
Start: 09:45 Flag 09:56 End: 09:58

BMCRC - MRO Championships 2020 - Rnd 3 @ Donington Park National

DFDS Yamaha Past Masters & Chilton Motors 250 MZ

QUALIFYING - SECTOR ANALYSIS



SECTOR 1 = FL to I1, SECTOR 2 = I1 to FL, DIFF = Difference To Personal Best Lap, P = Crossed Finish Line in Pit Lane, D = Time Disallowed

P54 93		Stephen KIRKWOOD		MZ ETZ 250 - Chilton Motors		
IDEAL LAP TIME : 1:46.937		BEST LAP TIME : 1:49.183		DIFFERENCE : 2.246		
LAP	SECTOR 1	SECTOR 2	LAP TIME	MPH	DIFF	TIME OF DAY
1 -	1:16.928	38.583	1:55.511	61.67	6.328	09:48:21.203
2 -	1:15.047	40.707	1:55.754	61.54	6.571	09:50:16.957
3 -	1:13.797	39.784	1:53.581	62.72	4.398	09:52:10.538
4 -	1:08.969	40.624	1:49.593 (2)	65.01	0.410	09:54:00.131
5 -	1:11.215	37.968	1:49.183 (1)	65.25		09:55:49.314
6 -	1:10.707	40.189	1:50.896 (3)	64.24	1.713	09:57:40.210

P55 67		Giles SPENCER		MZ ETZ 250 -		
IDEAL LAP TIME :		BEST LAP TIME :		DIFFERENCE :		
LAP	SECTOR 1	SECTOR 2	LAP TIME	MPH	DIFF	TIME OF DAY
1 -	OUTLAP	48.666	2:25.705	48.89		09:50:27.842

BMCRC - MRO Championships 2020 - Rnd 3 @ Donington Park National

DFDS Yamaha Past Masters & Chilton Motors 250 MZ

QUALIFYING - BEST SECTORS

SECTOR 1				SECTOR 2				IDEAL / BEST COMPARISON				
POS	NO	NAME	TIME	NO	NAME	TIME	POS	NO	NAME	IDEAL	BEST	DIFF
									PERFECT LAP	1:19.737		
1	24	CARSON	51.240	24	CARSON	28.497	1	24	CARSON	1:19.737	1:21.084	1.347
2	0	TOLAND	52.477	7	MOORE	28.818	2	0	TOLAND	1:21.561	1:21.630	0.069
3	81	GRANT	52.676	19	BRANTON	28.872	3	7	MOORE	1:21.654	1:21.654	0.000
4	11	BOWN	52.796	0	TOLAND	29.084	4	19	BRANTON	1:21.753	1:22.353	0.600
5	7	MOORE	52.836	3	COOPER	29.138	5	81	GRANT	1:21.944	1:22.265	0.321
6	19	BRANTON	52.881	81	GRANT	29.268	6	11	BOWN	1:22.199	1:22.261	0.062
7	57	MOOK	53.144	57	MOOK	29.305	7	57	MOOK	1:22.449	1:22.449	0.000
8	3	COOPER	53.886	11	BOWN	29.403	8	3	COOPER	1:23.024	1:23.295	0.271
9	74	WHITBY	53.904	27	HAYWARD	29.424	9	15	PERKINS	1:23.527	1:23.527	0.000
10	15	PERKINS	53.994	70	BURSCOUGH	29.500	10	27	HAYWARD	1:23.546	1:23.994	0.448
11	27	HAYWARD	54.122	15	PERKINS	29.533	11	70	BURSCOUGH	1:23.699	1:24.100	0.401
12	70	BURSCOUGH	54.199	22	BALLERINI	29.771	12	74	WHITBY	1:23.753	1:24.904	1.151
13	22	BALLERINI	54.230	74	WHITBY	29.849	13	22	BALLERINI	1:24.001	1:24.247	0.246
14	92	CRIPPS	55.090	92	CRIPPS	30.158	14	92	CRIPPS	1:25.248	1:25.248	0.000
15	83	GODBOLD	55.788	60	GOUGH	30.268	15	83	GODBOLD	1:26.357	1:26.360	0.003
16	228	EMERSON	56.242	83	GODBOLD	30.569	16	60	GOUGH	1:27.018	1:27.095	0.077
17	75	WOODALL	56.489	75	HIGERTY	30.795	17	228	EMERSON	1:27.069	1:27.230	0.161
18	60	GOUGH	56.750	228	EMERSON	30.827	18	18	PRENTICE	1:27.836	1:28.259	0.423
19	69	MANN	56.850	18	PRENTICE	30.942	19	75	HIGERTY	1:27.877	1:28.227	0.350
20	18	PRENTICE	56.894	26	LEE	30.985	20	75	WOODALL	1:28.027	1:28.027	0.000
21	85	WALES	56.940	72	THAY	31.201	21	69	MANN	1:28.474	1:28.661	0.187
22	75	HIGERTY	57.082	75	WOODALL	31.538	22	85	WALES	1:28.627	1:28.627	0.000
23	72	THAY	57.521	96	KENT	31.601	23	72	THAY	1:28.722	1:28.914	0.192
24	9	HOWLETT	57.644	69	MANN	31.624	24	26	LEE	1:28.956	1:29.004	0.048
25	96	KENT	57.850	9	HOWLETT	31.647	25	9	HOWLETT	1:29.291	1:29.672	0.381
26	44	DESSOY	57.869	85	WALES	31.687	26	96	KENT	1:29.451	1:29.451	0.000
27	26	LEE	57.971	44	DESSOY	31.911	27	44	DESSOY	1:29.780	1:29.780	0.000
28	51	HOLDSWORTH	58.017	46	MARSHALL	31.951	28	51	HOLDSWORTH	1:30.080	1:30.255	0.175
29	32	ASHMEAD	58.331	51	HOLDSWORTH	32.063	29	32	ASHMEAD	1:30.406	1:30.406	0.000
30	69	ELLERAY	58.665	32	ASHMEAD	32.075	30	69	ELLERAY	1:30.782	1:31.016	0.234
31	46	MARSHALL	59.006	69	ELLERAY	32.117	31	46	MARSHALL	1:30.957	1:30.981	0.024
32	22	FINCH	59.354	67	BAILEY	32.152	32	67	BAILEY	1:32.100	1:32.556	0.456
33	53	COATES	59.686	33	LEWIS	32.827	33	53	COATES	1:32.516	1:32.516	0.000
34	36	BALDRY	59.714	53	COATES	32.830	34	22	FINCH	1:32.700	1:32.700	0.000
35	67	BAILEY	59.948	100	HAMILTON	32.920	35	33	LEWIS	1:33.248	1:33.248	0.000
36	33	LEWIS	1:00.421	87	BUTTON	33.152	36	36	BALDRY	1:33.259	1:33.744	0.485
37	100	HAMILTON	1:00.512	22	FINCH	33.346	37	100	HAMILTON	1:33.432	1:33.432	0.000
38	87	BUTTON	1:00.815	56	TURNER	33.459	38	87	BUTTON	1:33.967	1:33.967	0.000
39	99	FIRTH	1:01.034	36	BALDRY	33.545	39	56	TURNER	1:34.853	1:35.075	0.222
40	108	KEEBLE	1:01.304	42	PEARSON	33.921	40	99	FIRTH	1:35.058	1:35.284	0.226
41	56	TURNER	1:01.394	90	PELLS	33.943	41	108	KEEBLE	1:35.669	1:35.681	0.012
42	90	PELLS	1:01.965	99	FIRTH	34.024	42	90	PELLS	1:35.908	1:36.020	0.112
43	46	BRIGDEN	1:02.146	46	BRIGDEN	34.090	43	46	BRIGDEN	1:36.236	1:36.236	0.000
44	6	ANSELL	1:02.596	108	KEEBLE	34.365	44	6	ANSELL	1:37.371	1:38.012	0.641
45	566	WILBY	1:03.065	6	ANSELL	34.775	45	566	WILBY	1:38.029	1:39.430	1.401
46	73	TURNER	1:04.126	59	HESMAN	34.960	46	73	TURNER	1:39.134	1:39.307	0.173
47	41	BOWLING	1:04.385	41	BOWLING	34.961	47	42	PEARSON	1:39.266	1:39.266	0.000
48	59	HESMAN	1:04.709	566	WILBY	34.964	48	41	BOWLING	1:39.346	1:39.453	0.107
49	94	BURCH	1:05.121	73	TURNER	35.008	49	59	HESMAN	1:39.669	1:40.421	0.752
50	42	PEARSON	1:05.345	94	BURCH	35.927	50	94	BURCH	1:41.048	1:41.463	0.415
51	3	MAUD	1:06.109	3	MAUD	37.152	51	3	MAUD	1:43.261	1:43.261	0.000
52	93	KIRKWOOD	1:08.969	88	O'FLAHERTY	37.215	52	88	O'FLAHERTY	1:46.253	1:47.343	1.090
53	88	O'FLAHERTY	1:09.038	93	KIRKWOOD	37.968	53	93	KIRKWOOD	1:46.937	1:49.183	2.246
54				67	SPENCER	48.666	54	17	MILES		1:28.466	
55							55	67	SPENCER			

Weather / Track : Cloudy / Dry

Results can be found at www.tsl-timing.com

Donington Park National
Circuit Length = 1.9790 miles
Start: 09:45 Flag 09:56 End: 09:58

Printed - 09:59 Saturday, 05 September 2020

BMCRC - MRO Championships 2020 - Rnd 3 @ Donington Park National

DFDS Yamaha Past Masters & Chilton Motors 250 MZ

QUALIFYING - STATISTICS

Competitors Started 55
Planned Start 2020-09-05 @ 09:51:00.000
Actual Start 2020-09-05 @ 09:45:13.434
Finish Time 2020-09-05 @ 09:56:57.912
Track Length 1.9790mi.
Total Laps 383
Total Distance Covered 757.9827mi.

Session Fastest Lap History

NO	CL	NAME	LAP TIME	TIME OF DAY	LAP	VEHICLE
0		Paul TOLAND	1:24.166	09:46:45.663	1	Yamaha TZR250
0		Paul TOLAND	1:22.808	09:48:08.468	2	Yamaha TZR250
24		Scott CARSON	1:21.992	09:48:11.135	2	Yamaha TZR250
24		Scott CARSON	1:21.769	09:49:32.900	3	Yamaha TZR250
24		Scott CARSON	1:21.385	09:50:54.284	4	Yamaha TZR250
24		Scott CARSON	1:21.084	09:53:37.819	6	Yamaha TZR250

Flag History

TYPE	TIME OF DAY
GREEN	09:45:13.434
FINISH	09:56:57.912

Flag Statistics

TYPE	COUNT	TOTAL LAPS	TOTAL TIME
Green	1	9	13:30.569
Red	0	0	0.000
Safety Car	0	0	0.000
FCY	0	0	0.000

BMCRC - MRO Championships 2020 - Rnd 3 @ Donington Park National

DFDS Yamaha Past Masters & Chilton Motors 250 MZ

QUALIFYING - STATISTICS

CLASS :

20 Starters

Fastest Lap History

NO	NAME	LAP TIME	TIME OF DAY	LAP	VEHICLE
0	Paul TOLAND	1:24.166	09:46:45.663	1	Yamaha TZR250
0	Paul TOLAND	1:22.808	09:48:08.468	2	Yamaha TZR250
24	Scott CARSON	1:21.992	09:48:11.135	2	Yamaha TZR250
24	Scott CARSON	1:21.769	09:49:32.900	3	Yamaha TZR250
24	Scott CARSON	1:21.385	09:50:54.284	4	Yamaha TZR250
24	Scott CARSON	1:21.084	09:53:37.819	6	Yamaha TZR250

Weather / Track : Cloudy / Dry

Results can be found at www.tsl-timing.com

Page 2 of 5

Donington Park National
Circuit Length = 1.9790 miles
Start: 09:45 Flag 09:56 End: 09:58

Printed - 09:59 Saturday, 05 September 2020

BMCRC - MRO Championships 2020 - Rnd 3 @ Donington Park National

DFDS Yamaha Past Masters & Chilton Motors 250 MZ

QUALIFYING - STATISTICS

CLASS : C

11 Starters

Fastest Lap History

NO	NAME	LAP TIME	TIME OF DAY	LAP	VEHICLE
42	Martin PEARSON	1:47.879	09:47:12.655	1	Yamaha TZR250
27	Richard HAYWARD	1:28.378	09:47:17.695	1	Yamaha TZR250
15	Billy PERKINS	1:27.969	09:47:33.974	1	Yamaha TZR250
27	Richard HAYWARD	1:23.994	09:48:41.688	2	Yamaha TZR250
15	Billy PERKINS	1:23.527	09:53:18.537	5	Yamaha TZR250

Weather / Track : Cloudy / Dry

Results can be found at www.tsl-timing.com

Page 3 of 5

Donington Park National
Circuit Length = 1.9790 miles
Start: 09:45 Flag 09:56 End: 09:58

Printed - 09:59 Saturday, 05 September 2020

BMCRC - MRO Championships 2020 - Rnd 3 @ Donington Park National

DFDS Yamaha Past Masters & Chilton Motors 250 MZ

QUALIFYING - STATISTICS

CLASS : R

5 Starters

Fastest Lap History

NO	NAME	LAP TIME	TIME OF DAY	LAP	VEHICLE
17	Dan MILES	1:33.960	09:47:24.856	1	Yamaha TZR250
17	Dan MILES	1:29.210	09:48:54.066	2	Yamaha TZR250
26	Damian LEE	1:29.004	09:52:19.595	4	Yamaha TZR250
17	Dan MILES	1:28.466	09:53:22.027	5	Yamaha TZR250

BMCRC - MRO Championships 2020 - Rnd 3 @ Donington Park National

DFDS Yamaha Past Masters & Chilton Motors 250 MZ

QUALIFYING - STATISTICS

CLASS :

19 Starters

Fastest Lap History

NO	NAME	LAP TIME	TIME OF DAY	LAP	VEHICLE
96	Chris KENT	1:37.044	09:47:04.092	1	MZ ETZ 250
9	Gary HOWLETT	1:33.644	09:47:10.854	1	MZ TS250
85	Andrew WALES	1:31.212	09:47:23.774	1	MZ ETZ 250
96	Chris KENT	1:30.839	09:48:34.931	2	MZ ETZ 250
85	Andrew WALES	1:29.462	09:48:53.236	2	MZ ETZ 250
75	Peter WOODALL	1:29.354	09:48:58.877	2	MZ ETZ 250
75	Peter WOODALL	1:28.824	09:50:27.700	3	MZ ETZ 250
85	Andrew WALES	1:28.627	09:53:23.511	5	MZ ETZ 250
75	Peter WOODALL	1:28.027	09:53:25.034	5	MZ ETZ 250

Weather / Track : Cloudy / Dry

Results can be found at www.tsl-timing.com

Page 5 of 5

Donington Park National
Circuit Length = 1.9790 miles
Start: 09:45 Flag 09:56 End: 09:58

Printed - 09:59 Saturday, 05 September 2020

BMCRC - MRO Championships 2020 - Rnd 3 @ Donington Park National
DFDS Yamaha Past Masters
RACE 9 - GRID (8 Laps)

ROW 13	39		38		37	58 Phil ATKINSON	
ROW 12	36	88 Ian O'FLAHERTY 1:47.343	35	59 Neil HESMAN 1:40.421	34	41 Paul BOWLING 1:39.453	
ROW 11		33	73 Colvin TURNER 1:39.307	32	42 Martin PEARSON 1:39.266	31	99 Paul FIRTH 1:35.284
ROW 10	30	87 Denise BUTTON 1:33.967	29	100 John HAMILTON 1:33.432	28	33 Kieran LEWIS 1:33.248	
ROW 9		27	67 Mark BAILEY 1:32.556	26	53 Alan COATES 1:32.516	25	69 Mark ELLERAY 1:31.016
ROW 8	24	46 Kevin MARSHALL 1:30.981	23	51 Richard HOLDSWORTH 1:30.255	22	26 Damian LEE 1:29.004	
ROW 7		21	72 Chris THAY 1:28.914	20	17 Dan MILES 1:28.466	19	18 Marc PRENTICE 1:28.259
ROW 6	18	75 Steve HIGERTY 1:28.227	17	228 Clive EMERSON 1:27.230	16	60 Daniel GOUGH 1:27.095	
ROW 5		15	83 Paul GODBOLD 1:26.360	14	92 Derek CRIPPS 1:25.248	13	74 Paul WHITBY 1:24.904
ROW 4	12	22 Rik BALLERINI 1:24.247	11	70 Andrew BURSCOUGH 1:24.100	10	27 Richard HAYWARD 1:23.994	
ROW 3		9	15 Billy PERKINS 1:23.527	8	3 Alan COOPER 1:23.295	7	57 Geoff MOOK 1:22.449
ROW 2	6	19 Peter BRANTON 1:22.353	5	81 Scott GRANT 1:22.265	4	11 Andrew BOWN 1:22.261	
ROW 1		3	7 Peter MOORE 1:21.654	2	0 Paul TOLAND 1:21.630	1	24 Scott CARSON 1:21.084

Pole

Donington Park National
Circuit Length = 1.9790 miles

These results are provisional until the conclusion of any judicial and technical matters.

Clerk Of Course :	Steward :	Timekeeper :
-------------------	-----------	--------------

Results can be found at www.tsl-timing.com

Printed - 10:00 Saturday, 05 September 2020



BMCRC - MRO Championships 2020 - Rnd 3 @ Donington Park National

DFDS Yamaha Past Masters

RACE 9 - CLASSIFICATION

POS	NO	CL	PIC NAME	ENTRY	LAPS	TIME	GAP	DIFF	MPH	BEST	ON
1	19		Peter BRANTON	Yamaha TZR250 - Exactweld Racing	6	8:08.360			87.25	1:20.151	2
2	81		Scott GRANT	Yamaha TZR250 - Avbase Flight Group	6	8:15.746	7.386	7.386	85.95	1:21.496	5
3	57		Geoff MOOK	Yamaha TZR250 -	6	8:15.937	7.577	0.191	85.92	1:20.814	5
4	15	C	Billy PERKINS	Yamaha TZR250 - T.w fuggle & son / Windsor food	6	8:18.412	10.052	2.475	85.49	1:21.250	5
5	74		Paul WHITBY	Yamaha TZR250 - Greybridge Ltd	6	8:19.200	10.840	0.788	85.35	1:21.635	5
6	0		Paul TOLAND	Yamaha TZR250 -	6	8:19.532	11.172	0.332	85.30	1:21.804	5
7	22		Rik BALLERINI	Yamaha TZR 250 - SCLS LTD, GECKO RACING, C	6	8:20.646	12.286	1.114	85.11	1:21.998	5
8	3		Alan COOPER	Yamaha TZR250 - twistgrip motorcycles	6	8:21.492	13.132	0.846	84.96	1:22.298	4
9	7		Peter MOORE	Yamaha TZR250 - Station Garage , Isle of Man	6	8:21.533	13.173	0.041	84.96	1:21.759	5
10	92		Derek CRIPPS	Yamaha TZR250 - Kelly Cripps	6	8:36.956	28.596	15.423	82.42	1:25.088	6
11	18		Marc PRENTICE	Yamaha TZR250 - Hard graft ??	6	8:40.755	32.395	3.799	81.82	1:25.688	5
12	60	C	Daniel GOUGH	Yamaha TZR250 - G Force Motorcycles	6	8:42.486	34.126	1.731	81.55	1:25.698	6
13	83	C	Paul GODBOLD	Yamaha TZR250 - Hill farm tree services	6	8:42.885	34.525	0.399	81.49	1:25.443	6
14	228		Clive EMERSON	Yamaha RD350YPVS -	6	8:51.164	42.804	8.279	80.22	1:26.843	2
15	72	C	Chris THAY	Yamaha TZR250 - Scell-it uk	6	9:00.107	51.747	8.943	78.89	1:28.294	5
16	26	R	Damian LEE	Yamaha TZR250 - Leed Autos	6	9:00.779	52.419	0.672	78.79	1:27.856	6
17	75		Steve HIGERTY	Yamaha TZR250 - Wave Racing Developments	6	9:01.007	52.647	0.228	78.76	1:28.640	2
18	17*	R	Dan MILES	Yamaha TZR250 -	6	9:01.856	53.496	0.849	78.63	1:28.911	2
19	51		Richard HOLDSWORTH	Yamaha TZR250 2MA - tintwise.com	6	9:02.059	53.699	0.203	78.61	1:29.006	5
20	46		Kevin MARSHALL	Yamaha TZR250 -	6	9:09.567	1:01.207	7.508	77.53	1:29.710	5
21	69	C	Mark ELLERAY	Yamaha TZR250 - Abbot Solutions Ltd	6	9:16.989	1:08.629	7.422	76.50	1:30.013	5
22	53		Alan COATES	Yamaha TZR250 - Clarendon Motorcycles Hull	6	9:19.744	1:11.384	2.755	76.12	1:30.678	5
23	67	C	Mark BAILEY	Yamaha TZR250 - Gforce motorcycles	6	9:23.083	1:14.723	3.339	75.67	1:31.914	5
24	100	R	John HAMILTON	Yamaha TZR250 - www.ypmrc.co.uk	6	9:27.013	1:18.653	3.930	75.15	1:32.848	6
25	99		Paul FIRTH	Yamaha TZR250 2MA -	5	7:58.373	1 Lap	1 Lap	74.18	1:33.074	5
26	42	C	Martin PEARSON	Yamaha TZR250 - Viking Inspection	5	8:18.112	1 Lap	19.739	71.24	1:37.677	4
27	33	C	Kieran LEWIS	Yamaha TZR250 - Controls For Doors Ltd/ G Force	5	8:18.587	1 Lap	0.475	71.17	1:37.065	4
28	73	R	Colvin TURNER	Yamaha TZR250 -	5	8:21.722	1 Lap	3.135	70.72	1:38.189	3
29	41	C	Paul BOWLING	Yamaha TDR -	5	8:23.157	1 Lap	1.435	70.52	1:38.372	5
30	59	C	Neil HESMAN	Yamaha RD350R - Farkham Hall	5	8:25.936	1 Lap	2.779	70.14	1:38.246	3

NOT CLASSIFIED

DNF	27	C	Richard HAYWARD	Yamaha TZR250 - Gforce Motorcycles/Hazel Motor:	6	8:18.813	10.453	0.000	85.42	1:21.677	5
DNF	24		Scott CARSON	Yamaha TZR250 - B Grays Powerbiking,All Eng. Di:	2	2:42.747	4 Laps	4 Laps	86.71	1:19.453	2
DNF	87		Denise BUTTON	Yamaha TZR250 -	0						

FASTEST LAP

24			Scott CARSON	Yamaha TZR250 - B Grays Powerbiking,All Eng. Di:	2	1:19.453		89.67 mph	144.31 kph
15	C		Billy PERKINS	Yamaha TZR250 - T.w fuggle & son / Windsor food	5	1:21.250		87.68 mph	141.12 kph
26	R		Damian LEE	Yamaha TZR250 - Leed Autos	6	1:27.856		81.09 mph	130.50 kph

* Bike 17 - Please fit a working transponder
 Race Stopped
 Class - 92.5% of Race Speed = 80.70 mph
 Class C - 92.5% of Race Speed = 79.07 mph
 Class R - 92.5% of Race Speed = 72.88 mph

Donington Park National
 Circuit Length = 1.9790 miles
 Start: 14:48 Flag 14:56 End: 14:59

Weather / Track : Cloudy / Dry

These results are provisional until the conclusion of any judicial and technical matters.

Clerk Of Course :	Steward :	Timekeeper :
-------------------	-----------	--------------

Results can be found at www.tsl-timing.com

Printed - 15:02 Saturday, 05 September 2020



BMCRC - MRO Championships 2020 - Rnd 3 @ Donington Park National

DFDS Yamaha Past Masters

RACE 9 - LAP CHART

LAP 1 @ 14:49:42.457

NO	BEHIND	LAP TIME
19		1:22.992
24	0.302	1:23.294
0	2.367	1:25.359
81	2.649	1:25.641
7	2.701	1:25.693
57	3.168	1:26.160
3	3.260	1:26.252
27	3.420	1:26.412
15	4.032	1:27.024
22	4.353	1:27.345
74	4.715	1:27.707
92	6.798	1:29.790
83	7.765	1:30.757
60	8.022	1:31.014
18	8.110	1:31.102
228	9.767	1:32.759
51	11.303	1:34.295
17	11.622	1:34.614
75	11.692	1:34.684
26	12.211	1:35.203
72	13.869	1:36.861
67	15.828	1:38.820
46	16.398	1:39.390
100	16.777	1:39.769
69	16.970	1:39.962
99	18.962	1:41.954
53	19.001	1:41.993
42	23.220	1:46.212
33	23.615	1:46.607
73	24.370	1:47.362
41	24.514	1:47.506
59	25.150	1:48.142

LAP 2 @ 14:51:02.212

NO	BEHIND	LAP TIME
24		1:19.453
19	0.396	1:20.151
81	4.967	1:22.073
7	5.505	1:22.559
0	5.690	1:23.078
57	5.859	1:22.446
3	6.066	1:22.561
27	6.172	1:22.507
15	6.648	1:22.371
74	6.880	1:21.920
22	7.038	1:22.440
92	12.150	1:25.107
18	14.165	1:25.810
60	14.866	1:26.599
83	15.156	1:27.146
228	16.855	1:26.843
75	20.577	1:28.640
51	20.747	1:29.199
17	20.778	1:28.911
26	21.039	1:28.583
72	23.093	1:28.979
46	27.275	1:30.632
67	28.440	1:32.367
69	29.708	1:32.493
100	30.009	1:32.987
53	32.454	1:33.208
99	33.446	1:34.239

LAP 3 @ 14:52:23.425

NO	BEHIND	LAP TIME
42	41.576	1:38.111
33	42.549	1:38.689
73	42.906	1:38.291
41	43.663	1:38.904
59	44.236	1:38.841
19		1:20.817
81	6.105	1:22.351
7	6.964	1:22.672
0	7.108	1:22.631
57	7.398	1:22.752
27	7.637	1:22.678
15	8.016	1:22.581
74	8.759	1:23.092
3	8.791	1:23.938
22	9.013	1:23.188
92	16.698	1:25.761
18	18.930	1:25.978
60	20.008	1:26.355
83	20.400	1:26.457
228	22.892	1:27.250
75	29.006	1:29.642
26	29.579	1:29.753
17	29.587	1:30.022
51	30.105	1:30.571
72	30.589	1:28.709
46	36.226	1:30.164
67	40.496	1:33.269
69	40.726	1:32.231
53	42.316	1:31.075
100	43.043	1:34.247
99	46.609	1:34.376
42	58.300	1:37.937
33	59.195	1:37.859
73	59.882	1:38.189
59	1:01.269	1:38.246
41	1:02.014	1:39.564

LAP 4 @ 14:53:44.315

NO	BEHIND	LAP TIME
19		1:20.890
81	7.393	1:22.178
57	8.354	1:21.846
0	8.409	1:22.191
27	8.651	1:21.904
15	9.200	1:22.074
74	9.819	1:21.950
7	9.904	1:23.830
3	10.199	1:22.298
22	10.533	1:22.410
92	21.418	1:25.610
18	24.303	1:26.263
60	25.611	1:26.493
83	26.479	1:26.969
228	30.090	1:28.088
75	37.489	1:29.373
17	37.907	1:29.210
72	38.461	1:28.762
51	38.758	1:29.543
26	38.974	1:30.285
46	45.177	1:29.841
69	50.683	1:30.847

LAP 5 @ 14:55:04.657

NO	BEHIND	LAP TIME
67	52.799	1:33.193
53	52.854	1:31.428
100	55.258	1:33.105
99	1:00.449	1:34.730
42	1:15.087	1:37.677
33	1:15.370	1:37.065
73	1:17.934	1:38.942
59	1:19.688	1:39.309
41	1:19.935	1:38.811
19		1:20.342
81	8.547	1:21.496
57	8.826	1:20.814
0	9.871	1:21.804
27	9.986	1:21.677
15	10.108	1:21.250
74	11.112	1:21.635
7	11.321	1:21.759
22	12.189	1:21.998
3	12.624	1:22.767
92	26.676	1:25.600
18	29.649	1:25.688
60	31.596	1:26.327
83	32.250	1:26.113
228	37.733	1:27.985
75	46.207	1:29.060
72	46.413	1:28.294
17	46.892	1:29.327
51	47.422	1:29.006
26	47.731	1:29.099
46	54.545	1:29.710
69	1:00.354	1:30.013
53	1:03.190	1:30.678
67	1:04.371	1:31.914
100	1:08.973	1:34.057
99	1:13.181	1:33.074

LAP 6 @ 14:56:27.825

NO	BEHIND	LAP TIME
19		1:23.168
81	7.386	1:22.007
57	7.577	1:21.919
42	1 Lap	1:38.175
15	10.052	1:23.112
33	1 Lap	1:38.367
27	10.453	1:23.635
74	10.840	1:22.896
0	11.172	1:24.469
22	12.286	1:23.265
3	13.132	1:23.676
7	13.173	1:25.020
73	1 Lap	1:38.938
41	1 Lap	1:38.372
59	1 Lap	1:41.398
92	28.596	1:25.088
18	32.395	1:25.914
60	34.126	1:25.698
83	34.525	1:25.443
228	42.804	1:28.239
72	51.747	1:28.502
26	52.419	1:27.856
75	52.647	1:29.608

17	53.496	1:29.772
51	53.699	1:29.445
46	1:01.207	1:29.830
69	1:08.629	1:31.443
53	1:11.384	1:31.362
67	1:14.723	1:33.520
100	1:18.653	1:32.848

Weather / Track : Cloudy / Dry

Results can be found at www.tsl-timing.com

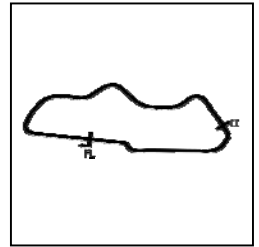
Donington Park National
Circuit Length = 1.9790 miles
Start: 14:48 Flag 14:56 End: 14:59

Printed - 15:03 Saturday, 05 September 2020

BMCRC - MRO Championships 2020 - Rnd 3 @ Donington Park National

DFDS Yamaha Past Masters

RACE 9 - SECTOR ANALYSIS



SECTOR 1 = FL to I1, SECTOR 2 = I1 to FL, DIFF = Difference To Personal Best Lap, P = Crossed Finish Line in Pit Lane, D = Time Disallowed

P1 19		Peter BRANTON		Yamaha TZR250 - Exactweld Racing		
IDEAL LAP TIME : 1:20.008		BEST LAP TIME : 1:20.151		DIFFERENCE : 0.143		
LAP	SECTOR 1	SECTOR 2	LAP TIME	MPH	DIFF	TIME OF DAY
1 -		28.250	1:22.992	85.84	2.841	14:49:42.457
2 -	51.943	28.208	1:20.151 (1)	88.89		14:51:02.608
3 -	52.418	28.399	1:20.817 (3)	88.15	0.666	14:52:23.425
4 -	52.213	28.677	1:20.890	88.07	0.739	14:53:44.315
5 -	51.800	28.542	1:20.342 (2)	88.67	0.191	14:55:04.657
6 -	53.374	29.794	1:23.168	85.66	3.017	14:56:27.825

P2 81		Scott GRANT		Yamaha TZR250 - Avbase Flight Group		
IDEAL LAP TIME : 1:21.355		BEST LAP TIME : 1:21.496		DIFFERENCE : 0.141		
LAP	SECTOR 1	SECTOR 2	LAP TIME	MPH	DIFF	TIME OF DAY
1 -		29.813	1:25.641	83.19	4.145	14:49:45.106
2 -	52.556	29.517	1:22.073 (3)	86.80	0.577	14:51:07.179
3 -	52.347	30.004	1:22.351	86.51	0.855	14:52:29.530
4 -	52.405	29.773	1:22.178	86.69	0.682	14:53:51.708
5 -	52.048	29.448	1:21.496 (1)	87.42		14:55:13.204
6 -	52.700	29.307	1:22.007 (2)	86.87	0.511	14:56:35.211

P3 57		Geoff MOOK		Yamaha TZR250 -		
IDEAL LAP TIME : 1:20.814		BEST LAP TIME : 1:20.814		DIFFERENCE : 0.000		
LAP	SECTOR 1	SECTOR 2	LAP TIME	MPH	DIFF	TIME OF DAY
1 -		29.268	1:26.160	82.69	5.346	14:49:45.625
2 -	52.812	29.634	1:22.446	86.41	1.632	14:51:08.071
3 -	53.394	29.358	1:22.752	86.09	1.938	14:52:30.823
4 -	52.599	29.247	1:21.846 (2)	87.04	1.032	14:53:52.669
5 -	51.847	28.967	1:20.814 (1)	88.16		14:55:13.483
6 -	52.803	29.116	1:21.919 (3)	86.97	1.105	14:56:35.402

P4 15 C		Billy PERKINS		Yamaha TZR250 - T.w fuggle & son / Windsor food machinery		
IDEAL LAP TIME : 1:21.237		BEST LAP TIME : 1:21.250		DIFFERENCE : 0.013		
LAP	SECTOR 1	SECTOR 2	LAP TIME	MPH	DIFF	TIME OF DAY
1 -		29.309	1:27.024	81.86	5.774	14:49:46.489
2 -	52.373	29.998	1:22.371 (3)	86.49	1.121	14:51:08.860
3 -	52.903	29.678	1:22.581	86.27	1.331	14:52:31.441
4 -	52.974	29.100	1:22.074 (2)	86.80	0.824	14:53:53.515
5 -	52.137	29.113	1:21.250 (1)	87.68		14:55:14.765
6 -	52.815	30.297	1:23.112	85.72	1.862	14:56:37.877

P5 74		Paul WHITBY		Yamaha TZR250 - Greybridge Ltd		
IDEAL LAP TIME : 1:21.502		BEST LAP TIME : 1:21.635		DIFFERENCE : 0.133		
LAP	SECTOR 1	SECTOR 2	LAP TIME	MPH	DIFF	TIME OF DAY
1 -		29.097	1:27.707	81.23	6.072	14:49:47.172
2 -	52.527	29.393	1:21.920 (2)	86.97	0.285	14:51:09.092
3 -	53.628	29.464	1:23.092	85.74	1.457	14:52:32.184
4 -	52.573	29.377	1:21.950 (3)	86.93	0.315	14:53:54.134
5 -	52.405	29.230	1:21.635 (1)	87.27		14:55:15.769
6 -	53.120	29.776	1:22.896	85.94	1.261	14:56:38.665

Weather / Track : Cloudy / Dry

Donington Park National
Circuit Length = 1.9790 miles
Start: 14:48 Flag 14:56 End: 14:59

BMCRC - MRO Championships 2020 - Rnd 3 @ Donington Park National

DFDS Yamaha Past Masters

RACE 9 - SECTOR ANALYSIS



SECTOR 1 = FL to I1, SECTOR 2 = I1 to FL, DIFF = Difference To Personal Best Lap, P = Crossed Finish Line in Pit Lane, D = Time Disallowed

P6		0		Paul TOLAND		Yamaha TZR250 -	
IDEAL LAP TIME : 1:21.804		BEST LAP TIME : 1:21.804		DIFFERENCE : 0.000			
LAP	SECTOR 1	SECTOR 2	LAP TIME	MPH	DIFF	TIME OF DAY	
1 -		29.150	1:25.359	83.46	3.555	14:49:44.824	
2 -	53.288	29.790	1:23.078	85.75	1.274	14:51:07.902	
3 -	53.531	29.100	1:22.631 (3)	86.22	0.827	14:52:30.533	
4 -	52.795	29.396	1:22.191 (2)	86.68	0.387	14:53:52.724	
5 -	52.785	29.019	1:21.804 (1)	87.09		14:55:14.528	
6 -	53.985	30.484	1:24.469	84.34	2.665	14:56:38.997	

P7		22		Rik BALLERINI		Yamaha TZR 250 - SCLS LTD, GECKO RACING, DYMAG, HIG	
IDEAL LAP TIME : 1:21.572		BEST LAP TIME : 1:21.998		DIFFERENCE : 0.426			
LAP	SECTOR 1	SECTOR 2	LAP TIME	MPH	DIFF	TIME OF DAY	
1 -		29.845	1:27.345	81.56	5.347	14:49:46.810	
2 -	52.425	30.015	1:22.440 (3)	86.42	0.442	14:51:09.250	
3 -	53.169	30.019	1:23.188	85.64	1.190	14:52:32.438	
4 -	52.726	29.684	1:22.410 (2)	86.45	0.412	14:53:54.848	
5 -	52.851	29.147	1:21.998 (1)	86.88		14:55:16.846	
6 -	52.891	30.374	1:23.265	85.56	1.267	14:56:40.111	

P8		3		Alan COOPER		Yamaha TZR250 - twistgrip motorcycles	
IDEAL LAP TIME : 1:21.632		BEST LAP TIME : 1:22.298		DIFFERENCE : 0.666			
LAP	SECTOR 1	SECTOR 2	LAP TIME	MPH	DIFF	TIME OF DAY	
1 -		29.048	1:26.252	82.60	3.954	14:49:45.717	
2 -	53.079	29.482	1:22.561 (2)	86.29	0.263	14:51:08.278	
3 -	53.823	30.115	1:23.938	84.87	1.640	14:52:32.216	
4 -	52.776	29.522	1:22.298 (1)	86.57		14:53:54.514	
5 -	53.911	28.856	1:22.767 (3)	86.08	0.469	14:55:17.281	
6 -	52.943	30.733	1:23.676	85.14	1.378	14:56:40.957	

P9		7		Peter MOORE		Yamaha TZR250 - Station Garage , Isle of Man	
IDEAL LAP TIME : 1:21.616		BEST LAP TIME : 1:21.759		DIFFERENCE : 0.143			
LAP	SECTOR 1	SECTOR 2	LAP TIME	MPH	DIFF	TIME OF DAY	
1 -		29.106	1:25.693	83.14	3.934	14:49:45.158	
2 -	52.874	29.685	1:22.559 (2)	86.29	0.800	14:51:07.717	
3 -	53.318	29.354	1:22.672 (3)	86.17	0.913	14:52:30.389	
4 -	53.616	30.214	1:23.830	84.98	2.071	14:53:54.219	
5 -	53.017	28.742	1:21.759 (1)	87.14		14:55:15.978	
6 -	53.280	31.740	1:25.020	83.79	3.261	14:56:40.998	

P10		92		Derek CRIPPS		Yamaha TZR250 - Kelly Cripps	
IDEAL LAP TIME : 1:24.871		BEST LAP TIME : 1:25.088		DIFFERENCE : 0.217			
LAP	SECTOR 1	SECTOR 2	LAP TIME	MPH	DIFF	TIME OF DAY	
1 -		30.161	1:29.790	79.34	4.702	14:49:49.255	
2 -	54.937	30.170	1:25.107 (2)	83.71	0.019	14:51:14.362	
3 -	55.395	30.366	1:25.761	83.07	0.673	14:52:40.123	
4 -	55.098	30.512	1:25.610	83.22	0.522	14:54:05.733	
5 -	55.218	30.382	1:25.600 (3)	83.23	0.512	14:55:31.333	
6 -	54.710	30.378	1:25.088 (1)	83.73		14:56:56.421	

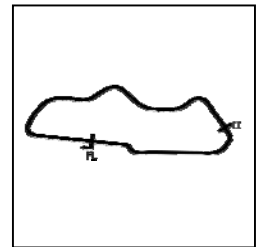
Weather / Track : Cloudy / Dry

Donington Park National
Circuit Length = 1.9790 miles
Start: 14:48 Flag 14:56 End: 14:59

BMCRC - MRO Championships 2020 - Rnd 3 @ Donington Park National

DFDS Yamaha Past Masters

RACE 9 - SECTOR ANALYSIS



SECTOR 1 = FL to I1, SECTOR 2 = I1 to FL, DIFF = Difference To Personal Best Lap, P = Crossed Finish Line in Pit Lane, D = Time Disallowed

P11 18		Marc PRENTICE		Yamaha TZR250 - Hard graft ??		
IDEAL LAP TIME : 1:25.482		BEST LAP TIME : 1:25.688		DIFFERENCE : 0.206		
LAP	SECTOR 1	SECTOR 2	LAP TIME	MPH	DIFF	TIME OF DAY
1 -		30.419	1:31.102	78.20	5.414	14:49:50.567
2 -	55.731	30.079	1:25.810 (2)	83.02	0.122	14:51:16.377
3 -	55.797	30.181	1:25.978	82.86	0.290	14:52:42.355
4 -	55.654	30.609	1:26.263	82.59	0.575	14:54:08.618
5 -	55.403	30.285	1:25.688 (1)	83.14		14:55:34.306
6 -	55.567	30.347	1:25.914 (3)	82.92	0.226	14:57:00.220

P12 60 C		Daniel GOUGH		Yamaha TZR250 - G Force Motorcycles		
IDEAL LAP TIME : 1:25.698		BEST LAP TIME : 1:25.698		DIFFERENCE : 0.000		
LAP	SECTOR 1	SECTOR 2	LAP TIME	MPH	DIFF	TIME OF DAY
1 -		30.592	1:31.014	78.28	5.316	14:49:50.479
2 -	55.803	30.796	1:26.599	82.27	0.901	14:51:17.078
3 -	55.904	30.451	1:26.355 (3)	82.50	0.657	14:52:43.433
4 -	55.802	30.691	1:26.493	82.37	0.795	14:54:09.926
5 -	55.908	30.419	1:26.327 (2)	82.53	0.629	14:55:36.253
6 -	55.373	30.325	1:25.698 (1)	83.13		14:57:01.951

P13 83 C		Paul GOBOLD		Yamaha TZR250 - Hill farm tree services		
IDEAL LAP TIME : 1:25.403		BEST LAP TIME : 1:25.443		DIFFERENCE : 0.040		
LAP	SECTOR 1	SECTOR 2	LAP TIME	MPH	DIFF	TIME OF DAY
1 -		30.104	1:30.757	78.50	5.314	14:49:50.222
2 -	55.896	31.250	1:27.146	81.75	1.703	14:51:17.368
3 -	55.922	30.535	1:26.457 (3)	82.40	1.014	14:52:43.825
4 -	55.998	30.971	1:26.969	81.92	1.526	14:54:10.794
5 -	55.698	30.415	1:26.113 (2)	82.73	0.670	14:55:36.907
6 -	55.299	30.144	1:25.443 (1)	83.38		14:57:02.350

P14 228		Clive EMERSON		Yamaha RD350YPVS -		
IDEAL LAP TIME : 1:26.843		BEST LAP TIME : 1:26.843		DIFFERENCE : 0.000		
LAP	SECTOR 1	SECTOR 2	LAP TIME	MPH	DIFF	TIME OF DAY
1 -		30.829	1:32.759	76.80	5.916	14:49:52.224
2 -	56.407	30.436	1:26.843 (1)	82.04		14:51:19.067
3 -	56.449	30.801	1:27.250 (2)	81.65	0.407	14:52:46.317
4 -	57.377	30.711	1:28.088	80.88	1.245	14:54:14.405
5 -	57.381	30.604	1:27.985 (3)	80.97	1.142	14:55:42.390
6 -	57.478	30.761	1:28.239	80.74	1.396	14:57:10.629

P15 72 C		Chris THAY		Yamaha TZR250 - Scell-it uk		
IDEAL LAP TIME : 1:27.971		BEST LAP TIME : 1:28.294		DIFFERENCE : 0.323		
LAP	SECTOR 1	SECTOR 2	LAP TIME	MPH	DIFF	TIME OF DAY
1 -		31.501	1:36.861	73.55	8.567	14:49:56.326
2 -	57.692	31.287	1:28.979	80.07	0.685	14:51:25.305
3 -	57.358	31.351	1:28.709 (3)	80.31	0.415	14:52:54.014
4 -	57.431	31.331	1:28.762	80.26	0.468	14:54:22.776
5 -	57.450	30.844	1:28.294 (1)	80.69		14:55:51.070
6 -	57.127	31.375	1:28.502 (2)	80.50	0.208	14:57:19.572

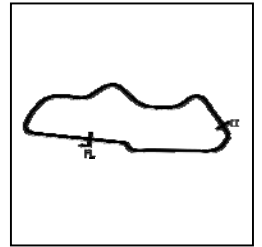
Weather / Track : Cloudy / Dry

Donington Park National
Circuit Length = 1.9790 miles
Start: 14:48 Flag 14:56 End: 14:59

BMCRC - MRO Championships 2020 - Rnd 3 @ Donington Park National

DFDS Yamaha Past Masters

RACE 9 - SECTOR ANALYSIS



SECTOR 1 = FL to I1, SECTOR 2 = I1 to FL, DIFF = Difference To Personal Best Lap, P = Crossed Finish Line in Pit Lane, D = Time Disallowed

P16 26 R		Damian LEE		Yamaha TZR250 - Leed Autos		
IDEAL LAP TIME : 1:27.553		BEST LAP TIME : 1:27.856		DIFFERENCE : 0.303		
LAP	SECTOR 1	SECTOR 2	LAP TIME	MPH	DIFF	TIME OF DAY
1 -		31.574	1:35.203	74.83	7.347	14:49:54.668
2 -	57.707	30.876	1:28.583 (2)	80.42	0.727	14:51:23.251
3 -	58.681	31.072	1:29.753	79.38	1.897	14:52:53.004
4 -	58.556	31.729	1:30.285	78.91	2.429	14:54:23.289
5 -	57.435	31.664	1:29.099 (3)	79.96	1.243	14:55:52.388
6 -	56.677	31.179	1:27.856 (1)	81.09		14:57:20.244

P17 75		Steve HIGERTY		Yamaha TZR250 - Wave Racing Developments		
IDEAL LAP TIME : 1:27.644		BEST LAP TIME : 1:28.640		DIFFERENCE : 0.996		
LAP	SECTOR 1	SECTOR 2	LAP TIME	MPH	DIFF	TIME OF DAY
1 -		30.490	1:34.684	75.24	6.044	14:49:54.149
2 -	57.214	31.426	1:28.640 (1)	80.37		14:51:22.789
3 -	58.342	31.300	1:29.642	79.47	1.002	14:52:52.431
4 -	57.154	32.219	1:29.373 (3)	79.71	0.733	14:54:21.804
5 -	57.663	31.397	1:29.060 (2)	79.99	0.420	14:55:50.864
6 -	58.630	30.978	1:29.608	79.50	0.968	14:57:20.472

P18 17 R		Dan MILES		Yamaha TZR250 -		
IDEAL LAP TIME :		BEST LAP TIME : 1:28.911		DIFFERENCE :		
LAP	SECTOR 1	SECTOR 2	LAP TIME	MPH	DIFF	TIME OF DAY
1 -			1:34.614	75.30	5.703	14:49:54.079
2 -			1:28.911 (1)	80.13		14:51:22.990
3 -			1:30.022	79.14	1.111	14:52:53.012
4 -			1:29.210 (2)	79.86	0.299	14:54:22.222
5 -			1:29.327 (3)	79.75	0.416	14:55:51.549
6 -			1:29.772	79.36	0.861	14:57:21.321

P19 51		Richard HOLDSWORTH		Yamaha TZR250 2MA - tintwise.com		
IDEAL LAP TIME : 1:28.664		BEST LAP TIME : 1:29.006		DIFFERENCE : 0.342		
LAP	SECTOR 1	SECTOR 2	LAP TIME	MPH	DIFF	TIME OF DAY
1 -		31.472	1:34.295	75.55	5.289	14:49:53.760
2 -	57.192	32.007	1:29.199 (2)	79.87	0.193	14:51:22.959
3 -	58.506	32.065	1:30.571	78.66	1.565	14:52:53.530
4 -	57.512	32.031	1:29.543	79.56	0.537	14:54:23.073
5 -	57.466	31.540	1:29.006 (1)	80.04		14:55:52.079
6 -	57.786	31.659	1:29.445 (3)	79.65	0.439	14:57:21.524

P20 46		Kevin MARSHALL		Yamaha TZR250 -		
IDEAL LAP TIME : 1:29.613		BEST LAP TIME : 1:29.710		DIFFERENCE : 0.097		
LAP	SECTOR 1	SECTOR 2	LAP TIME	MPH	DIFF	TIME OF DAY
1 -		32.929	1:39.390	71.68	9.680	14:49:58.855
2 -	58.977	31.655	1:30.632	78.61	0.922	14:51:29.487
3 -	58.121	32.043	1:30.164	79.01	0.454	14:52:59.651
4 -	57.958	31.883	1:29.841 (3)	79.30	0.131	14:54:29.492
5 -	58.031	31.679	1:29.710 (1)	79.41		14:55:59.202
6 -	58.076	31.754	1:29.830 (2)	79.31	0.120	14:57:29.032

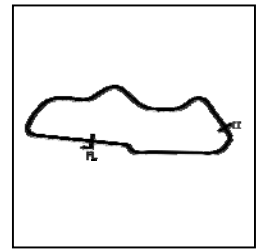
Weather / Track : Cloudy / Dry

Donington Park National
Circuit Length = 1.9790 miles
Start: 14:48 Flag 14:56 End: 14:59

BMCRC - MRO Championships 2020 - Rnd 3 @ Donington Park National

DFDS Yamaha Past Masters

RACE 9 - SECTOR ANALYSIS



SECTOR 1 = FL to I1, SECTOR 2 = I1 to FL, DIFF = Difference To Personal Best Lap, P = Crossed Finish Line in Pit Lane, D = Time Disallowed

P21 69 C		Mark ELLERAY		Yamaha TZR250 - Abbot Solutions Ltd		
IDEAL LAP TIME : 1:30.013		BEST LAP TIME : 1:30.013		DIFFERENCE : 0.000		
LAP	SECTOR 1	SECTOR 2	LAP TIME	MPH	DIFF	TIME OF DAY
1 -		33.345	1:39.962	71.27	9.949	14:49:59.427
2 -	59.511	32.982	1:32.493	77.02	2.480	14:51:31.920
3 -	59.642	32.589	1:32.231	77.24	2.218	14:53:04.151
4 -	58.338	32.509	1:30.847 (2)	78.42	0.834	14:54:34.998
5 -	57.736	32.277	1:30.013 (1)	79.15		14:56:05.011
6 -	58.167	33.276	1:31.443 (3)	77.91	1.430	14:57:36.454

P22 53		Alan COATES		Yamaha TZR250 - Clarendon Motorcycles Hull		
IDEAL LAP TIME : 1:30.625		BEST LAP TIME : 1:30.678		DIFFERENCE : 0.053		
LAP	SECTOR 1	SECTOR 2	LAP TIME	MPH	DIFF	TIME OF DAY
1 -		33.031	1:41.993	69.85	11.315	14:50:01.458
2 -	1:00.680	32.528	1:33.208	76.43	2.530	14:51:34.666
3 -	58.989	32.086	1:31.075 (2)	78.22	0.397	14:53:05.741
4 -	58.954	32.474	1:31.428	77.92	0.750	14:54:37.169
5 -	59.007	31.671	1:30.678 (1)	78.57		14:56:07.847
6 -	59.003	32.359	1:31.362 (3)	77.98	0.684	14:57:39.209

P23 67 C		Mark BAILEY		Yamaha TZR250 - Gforce motorcycles		
IDEAL LAP TIME : 1:31.914		BEST LAP TIME : 1:31.914		DIFFERENCE : 0.000		
LAP	SECTOR 1	SECTOR 2	LAP TIME	MPH	DIFF	TIME OF DAY
1 -		32.551	1:38.820	72.09	6.906	14:49:58.285
2 -	59.810	32.557	1:32.367 (2)	77.13	0.453	14:51:30.652
3 -	1:00.659	32.610	1:33.269	76.38	1.355	14:53:03.921
4 -	1:00.501	32.692	1:33.193 (3)	76.45	1.279	14:54:37.114
5 -	59.385	32.529	1:31.914 (1)	77.51		14:56:09.028
6 -	59.920	33.600	1:33.520	76.18	1.606	14:57:42.548

P24 100 R		John HAMILTON		Yamaha TZR250 - www.ypmrc.co.uk		
IDEAL LAP TIME : 1:32.091		BEST LAP TIME : 1:32.848		DIFFERENCE : 0.757		
LAP	SECTOR 1	SECTOR 2	LAP TIME	MPH	DIFF	TIME OF DAY
1 -		32.686	1:39.769	71.41	6.921	14:49:59.234
2 -	59.405	33.582	1:32.987 (2)	76.61	0.139	14:51:32.221
3 -	1:00.558	33.689	1:34.247	75.59	1.399	14:53:06.468
4 -	59.522	33.583	1:33.105 (3)	76.52	0.257	14:54:39.573
5 -	1:01.292	32.765	1:34.057	75.74	1.209	14:56:13.630
6 -	1:00.042	32.806	1:32.848 (1)	76.73		14:57:46.478

P25 99		Paul FIRTH		Yamaha TZR250 2MA -		
IDEAL LAP TIME : 1:33.074		BEST LAP TIME : 1:33.074		DIFFERENCE : 0.000		
LAP	SECTOR 1	SECTOR 2	LAP TIME	MPH	DIFF	TIME OF DAY
1 -		33.806	1:41.954	69.88	8.880	14:50:01.419
2 -	1:00.497	33.742	1:34.239 (2)	75.60	1.165	14:51:35.658
3 -	1:01.177	33.199	1:34.376 (3)	75.49	1.302	14:53:10.034
4 -	1:01.153	33.577	1:34.730	75.20	1.656	14:54:44.764
5 -	1:00.086	32.988	1:33.074 (1)	76.54		14:56:17.838

P26 42 C		Martin PEARSON		Yamaha TZR250 - Viking Inspection		
IDEAL LAP TIME : 1:37.290		BEST LAP TIME : 1:37.677		DIFFERENCE : 0.387		
LAP	SECTOR 1	SECTOR 2	LAP TIME	MPH	DIFF	TIME OF DAY
1 -		34.279	1:46.212	67.07	8.535	14:50:05.677
2 -	1:04.423	33.688	1:38.111 (3)	72.61	0.434	14:51:43.788
3 -	1:04.055	33.882	1:37.937 (2)	72.74	0.260	14:53:21.725
4 -	1:03.602	34.075	1:37.677 (1)	72.94		14:54:59.402
5 -	1:03.834	34.341	1:38.175	72.57	0.498	14:56:37.577

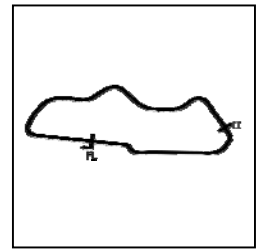
Weather / Track : Cloudy / Dry

Donington Park National
Circuit Length = 1.9790 miles
Start: 14:48 Flag 14:56 End: 14:59

BMCRC - MRO Championships 2020 - Rnd 3 @ Donington Park National

DFDS Yamaha Past Masters

RACE 9 - SECTOR ANALYSIS



SECTOR 1 = FL to I1, SECTOR 2 = I1 to FL, DIFF = Difference To Personal Best Lap, P = Crossed Finish Line in Pit Lane, D = Time Disallowed

P27 33 C		Kieran LEWIS		Yamaha TZR250 - Controls For Doors Ltd/ G Force Motorcycles		
IDEAL LAP TIME : 1:36.869		BEST LAP TIME : 1:37.065		DIFFERENCE : 0.196		
LAP	SECTOR 1	SECTOR 2	LAP TIME	MPH	DIFF	TIME OF DAY
1 -		34.638	1:46.607	66.83	9.542	14:50:06.072
2 -	1:04.223	34.466	1:38.689	72.19	1.624	14:51:44.761
3 -	1:03.982	33.877	1:37.859 (2)	72.80	0.794	14:53:22.620
4 -	1:02.992	34.073	1:37.065 (1)	73.40		14:54:59.685
5 -	1:03.776	34.591	1:38.367 (3)	72.42	1.302	14:56:38.052

P28 73 R		Colvin TURNER		Yamaha TZR250 -		
IDEAL LAP TIME : 1:37.886		BEST LAP TIME : 1:38.189		DIFFERENCE : 0.303		
LAP	SECTOR 1	SECTOR 2	LAP TIME	MPH	DIFF	TIME OF DAY
1 -		34.848	1:47.362	66.36	9.173	14:50:06.827
2 -	1:03.954	34.337	1:38.291 (2)	72.48	0.102	14:51:45.118
3 -	1:04.257	33.932	1:38.189 (1)	72.56		14:53:23.307
4 -	1:04.260	34.682	1:38.942	72.00	0.753	14:55:02.249
5 -	1:04.637	34.301	1:38.938 (3)	72.01	0.749	14:56:41.187

P29 41 C		Paul BOWLING		Yamaha TDR -		
IDEAL LAP TIME : 1:37.865		BEST LAP TIME : 1:38.372		DIFFERENCE : 0.507		
LAP	SECTOR 1	SECTOR 2	LAP TIME	MPH	DIFF	TIME OF DAY
1 -		34.436	1:47.506	66.27	9.134	14:50:06.971
2 -	1:04.435	34.469	1:38.904 (3)	72.03	0.532	14:51:45.875
3 -	1:04.785	34.779	1:39.564	71.55	1.192	14:53:25.439
4 -	1:04.352	34.459	1:38.811 (2)	72.10	0.439	14:55:04.250
5 -	1:03.429	34.943	1:38.372 (1)	72.42		14:56:42.622

P30 59 C		Neil HESMAN		Yamaha RD350R - Farkham Hall		
IDEAL LAP TIME : 1:38.246		BEST LAP TIME : 1:38.246		DIFFERENCE : 0.000		
LAP	SECTOR 1	SECTOR 2	LAP TIME	MPH	DIFF	TIME OF DAY
1 -		34.922	1:48.142	65.88	9.896	14:50:07.607
2 -	1:04.181	34.660	1:38.841 (2)	72.08	0.595	14:51:46.448
3 -	1:03.812	34.434	1:38.246 (1)	72.51		14:53:24.694
4 -	1:04.349	34.960	1:39.309 (3)	71.74	1.063	14:55:04.003
5 -	1:04.755	36.643	1:41.398	70.26	3.152	14:56:45.401

P31 27 C		Richard HAYWARD		Yamaha TZR250 - Gforce Motorcycles/Hazel Motors		
IDEAL LAP TIME : 1:21.544		BEST LAP TIME : 1:21.677		DIFFERENCE : 0.133		
LAP	SECTOR 1	SECTOR 2	LAP TIME	MPH	DIFF	TIME OF DAY
1 -		28.863	1:26.412	82.44	4.735	14:49:45.877
2 -	52.703	29.804	1:22.507 (3)	86.35	0.830	14:51:08.384
3 -	53.408	29.270	1:22.678	86.17	1.001	14:52:31.062
4 -	53.063	28.841	1:21.904 (2)	86.98	0.227	14:53:52.966
5 -	52.753	28.924	1:21.677 (1)	87.22		14:55:14.643
6 -	53.052	30.583	1:23.635	85.18	1.958	14:56:38.278

P32 24		Scott CARSON		Yamaha TZR250 - B Grays Powerbiking, All Eng. Diamond Drillir		
IDEAL LAP TIME : 1:19.453		BEST LAP TIME : 1:19.453		DIFFERENCE : 0.000		
LAP	SECTOR 1	SECTOR 2	LAP TIME	MPH	DIFF	TIME OF DAY
1 -		28.675	1:23.294	85.53	3.841	14:49:42.759
2 -	50.986	28.467	1:19.453 (1)	89.67		14:51:02.212

Weather / Track : Cloudy / Dry

Donington Park National
Circuit Length = 1.9790 miles
Start: 14:48 Flag 14:56 End: 14:59

BMCRC - MRO Championships 2020 - Rnd 3 @ Donington Park National

DFDS Yamaha Past Masters

RACE 9 - BEST SECTORS

SECTOR 1			SECTOR 2			IDEAL / BEST COMPARISON						
POS	NO	NAME	TIME	NO	NAME	TIME	POS	NO	NAME	IDEAL	BEST	DIFF
									PERFECT LAP	1:19.194		
1	24	CARSON	50.986	19	BRANTON	28.208	1	24	CARSON	1:19.453	1:19.453	0.000
2	19	BRANTON	51.800	24	CARSON	28.467	2	19	BRANTON	1:20.008	1:20.151	0.143
3	57	MOOK	51.847	7	MOORE	28.742	3	57	MOOK	1:20.814	1:20.814	0.000
4	81	GRANT	52.048	27	HAYWARD	28.841	4	15	PERKINS	1:21.237	1:21.250	0.013
5	15	PERKINS	52.137	3	COOPER	28.856	5	81	GRANT	1:21.355	1:21.496	0.141
6	74	WHITBY	52.405	57	MOOK	28.967	6	74	WHITBY	1:21.502	1:21.635	0.133
7	22	BALLERINI	52.425	0	TOLAND	29.019	7	27	HAYWARD	1:21.544	1:21.677	0.133
8	27	HAYWARD	52.703	74	WHITBY	29.097	8	22	BALLERINI	1:21.572	1:21.998	0.426
9	3	COOPER	52.776	15	PERKINS	29.100	9	7	MOORE	1:21.616	1:21.759	0.143
10	0	TOLAND	52.785	22	BALLERINI	29.147	10	3	COOPER	1:21.632	1:22.298	0.666
11	7	MOORE	52.874	81	GRANT	29.307	11	0	TOLAND	1:21.804	1:21.804	0.000
12	92	CRIPPS	54.710	18	PRENTICE	30.079	12	92	CRIPPS	1:24.871	1:25.088	0.217
13	83	GODBOLD	55.299	83	GODBOLD	30.104	13	83	GODBOLD	1:25.403	1:25.443	0.040
14	60	GOUGH	55.373	92	CRIPPS	30.161	14	18	PRENTICE	1:25.482	1:25.688	0.206
15	18	PRENTICE	55.403	60	GOUGH	30.325	15	60	GOUGH	1:25.698	1:25.698	0.000
16	228	EMERSON	56.407	228	EMERSON	30.436	16	228	EMERSON	1:26.843	1:26.843	0.000
17	26	LEE	56.677	75	HIGERTY	30.490	17	26	LEE	1:27.553	1:27.856	0.303
18	72	THAY	57.127	72	THAY	30.844	18	75	HIGERTY	1:27.644	1:28.640	0.996
19	75	HIGERTY	57.154	26	LEE	30.876	19	72	THAY	1:27.971	1:28.294	0.323
20	51	HOLDSWORTH	57.192	51	HOLDSWORTH	31.472	20	51	HOLDSWORTH	1:28.664	1:29.006	0.342
21	69	ELLERAY	57.736	46	MARSHALL	31.655	21	46	MARSHALL	1:29.613	1:29.710	0.097
22	46	MARSHALL	57.958	53	COATES	31.671	22	69	ELLERAY	1:30.013	1:30.013	0.000
23	53	COATES	58.954	69	ELLERAY	32.277	23	53	COATES	1:30.625	1:30.678	0.053
24	67	BAILEY	59.385	67	BAILEY	32.529	24	67	BAILEY	1:31.914	1:31.914	0.000
25	100	HAMILTON	59.405	100	HAMILTON	32.686	25	100	HAMILTON	1:32.091	1:32.848	0.757
26	99	FIRTH	1:00.086	99	FIRTH	32.988	26	99	FIRTH	1:33.074	1:33.074	0.000
27	33	LEWIS	1:02.992	42	PEARSON	33.688	27	33	LEWIS	1:36.869	1:37.065	0.196
28	41	BOWLING	1:03.429	33	LEWIS	33.877	28	42	PEARSON	1:37.290	1:37.677	0.387
29	42	PEARSON	1:03.602	73	TURNER	33.932	29	41	BOWLING	1:37.865	1:38.372	0.507
30	59	HESMAN	1:03.812	59	HESMAN	34.434	30	73	TURNER	1:37.886	1:38.189	0.303
31	73	TURNER	1:03.954	41	BOWLING	34.436	31	59	HESMAN	1:38.246	1:38.246	0.000
32							32	17	MILES		1:28.911	
33												

Weather / Track : Cloudy / Dry

Results can be found at www.tsl-timing.com

Donington Park National
 Circuit Length = 1.9790 miles
 Start: 14:48 Flag 14:56 End: 14:59

Printed - 15:03 Saturday, 05 September 2020

BMCRC - MRO Championships 2020 - Rnd 3 @ Donington Park National

DFDS Yamaha Past Masters

RACE 9 - STATISTICS

Competitors Started 33
Planned Start 2020-09-05 @ 14:40:00.000
Actual Start 2020-09-05 @ 14:48:19.464
Finish Time 2020-09-05 @ 14:56:17.837
Track Length 1.9790mi.
Total Laps 182
Total Distance Covered 360.1902mi.

Session Fastest Lap History

NO	CL	NAME	LAP TIME	TIME OF DAY	LAP	VEHICLE
24		Scott CARSON	1:19.453	14:51:02.215	2	Yamaha TZR250

Session Leader History

NO	CL	NAME	FROM LAP	LAPS LED	DISTANCE	VEHICLE
19		Peter BRANTON	1	1	1.94 miles	Yamaha TZR250
24		Scott CARSON	2	1	1.97 miles	Yamaha TZR250
19		Peter BRANTON	3	4	7.91 miles	Yamaha TZR250

Flag History

TYPE	TIME OF DAY
GREEN	14:48:19.464
FINISH	14:56:17.837

Flag Statistics

TYPE	COUNT	TOTAL LAPS	TOTAL TIME
Green	1	6	11:17.133
Red	0	0	0.000
Safety Car	0	0	0.000
FCY	0	0	0.000

BMCRC - MRO Championships 2020 - Rnd 3 @ Donington Park National

DFDS Yamaha Past Masters

RACE 9 - STATISTICS

CLASS :

18 Starters

Fastest Lap History

NO	NAME	LAP TIME	TIME OF DAY	LAP	VEHICLE
24	Scott CARSON	1:19.453	14:51:02.215	2	Yamaha TZR250

Leader History

NO	NAME	FROM LAP	LAPS LED	DISTANCE	VEHICLE
19	Peter BRANTON	1	1	1.94 miles	Yamaha TZR250
24	Scott CARSON	2	1	1.97 miles	Yamaha TZR250
19	Peter BRANTON	3	4	7.91 miles	Yamaha TZR250

BMCRC - MRO Championships 2020 - Rnd 3 @ Donington Park National

DFDS Yamaha Past Masters

RACE 9 - STATISTICS

CLASS : C

11 Starters

Fastest Lap History

NO	NAME	LAP TIME	TIME OF DAY	LAP	VEHICLE
27	Richard HAYWARD	1:22.507	14:51:08.360	2	Yamaha TZR250
15	Billy PERKINS	1:22.371	14:51:08.867	2	Yamaha TZR250
27	Richard HAYWARD	1:21.904	14:53:52.982	4	Yamaha TZR250
27	Richard HAYWARD	1:21.677	14:55:14.659	5	Yamaha TZR250
15	Billy PERKINS	1:21.250	14:55:14.734	5	Yamaha TZR250

Leader History

NO	NAME	FROM LAP	LAPS LED	DISTANCE	VEHICLE
27	Richard HAYWARD	1	5	9.85 miles	Yamaha TZR250
15	Billy PERKINS	6	1	1.97 miles	Yamaha TZR250

Weather / Track : Cloudy / Dry

Results can be found at www.tsl-timing.com

Page 3 of 4

Donington Park National
Circuit Length = 1.9790 miles
Start: 14:48 Flag 14:56 End: 14:59

Printed - 15:04 Saturday, 05 September 2020

BMCRC - MRO Championships 2020 - Rnd 3 @ Donington Park National

DFDS Yamaha Past Masters

RACE 9 - STATISTICS

CLASS : R

4 Starters

Fastest Lap History

NO	NAME	LAP TIME	TIME OF DAY	LAP	VEHICLE
17	Dan MILES	1:28.911	14:51:22.990	2	Yamaha TZR250
26	Damian LEE	1:28.583	14:51:23.254	2	Yamaha TZR250
26	Damian LEE	1:27.856	14:57:20.249	6	Yamaha TZR250

Leader History

NO	NAME	FROM LAP	LAPS LED	DISTANCE	VEHICLE
17	Dan MILES	1	2	3.92 miles	Yamaha TZR250
26	Damian LEE	3	1	1.97 miles	Yamaha TZR250
17	Dan MILES	4	2	3.95 miles	Yamaha TZR250
26	Damian LEE	6	1	1.97 miles	Yamaha TZR250

BMCRC - MRO Championships 2020 - Rnd 3 @ Donington Park National
DFDS Yamaha Past Masters
RACE 20 - GRID (8 Laps)

ROW 13	39		38		37	58 Phil ATKINSON
ROW 12	36	88 Ian O'FLAHERTY	35	70 Andrew BURSCOUGH	34	11 Andrew BOWN
ROW 11	33	87 Denise BUTTON	32	41 Paul BOWLING	31	59 Neil HESMAN
ROW 10	30	73 Colvin TURNER	29	42 Martin PEARSON	28	33 Kieran LEWIS
ROW 9	27	99 Paul FIRTH	26	100 John HAMILTON	25	67 Mark BAILEY
ROW 8	24	53 Alan COATES	23	69 Mark ELLERAY	22	46 Kevin MARSHALL
ROW 7	21	51 Richard HOLDSWORTH	20	17 Dan MILES	19	75 Steve HIGERTY
ROW 6	18	72 Chris THAY	17	26 Damian LEE	16	228 Clive EMERSON
ROW 5	15	60 Daniel GOUGH	14	18 Marc PRENTICE	13	83 Paul GODBOLD
ROW 4	12	92 Derek CRIPPS	11	3 Alan COOPER	10	22 Rik BALLERINI
ROW 3	9	0 Paul TOLAND	8	7 Peter MOORE	7	27 Richard HAYWARD
ROW 2	6	74 Paul WHITBY	5	81 Scott GRANT	4	15 Billy PERKINS
ROW 1	3	57 Geoff MOOK	2	19 Peter BRANTON	1	24 Scott CARSON

Pole

Donington Park National
Circuit Length = 1.9790 miles

These results are provisional until the conclusion of any judicial and technical matters.

Clerk Of Course :	Steward :	Timekeeper :
-------------------	-----------	--------------

Results can be found at www.tsl-timing.com

Printed - 15:06 Saturday, 05 September 2020



BMCRC - MRO Championships 2020 - Rnd 3 @ Donington Park National

DFDS Yamaha Past Masters

RACE 20 - CLASSIFICATION

POS	NO	CL	PIC NAME	ENTRY	LAPS	TIME	GAP	DIFF	MPH	BEST	ON
1	19		1 Peter BRANTON	Yamaha TZR250 - Exactweld Racing	8	10:41.248			88.67	1:19.082	8
2	24		2 Scott CARSON	Yamaha TZR250 - B Grays Powerbiking,All Eng. Di	8	10:42.131	0.883	0.883	88.54	1:19.449	6
3	81		3 Scott GRANT	Yamaha TZR250 - Avbase Flight Group	8	10:50.142	8.894	8.011	87.45	1:19.839	2
4	0		4 Paul TOLAND	Yamaha TZR250 -	8	10:51.307	10.059	1.165	87.30	1:20.094	2
5	11		5 Andrew BOWN	Yamaha TZR250 -	8	10:59.568	18.320	8.261	86.20	1:20.940	4
6	15	C	1 Billy PERKINS	Yamaha TZR250 - T.w fuggle & son / Windsor food	8	11:02.249	21.001	2.681	85.85	1:21.320	8
7	57		6 Geoff MOOK	Yamaha TZR250 -	8	11:02.578	21.330	0.329	85.81	1:21.401	8
8	7		7 Peter MOORE	Yamaha TZR250 - Station Garage , Isle of Man	8	11:02.881	21.633	0.303	85.77	1:21.397	8
9	74		8 Paul WHITBY	Yamaha TZR250 - Greybridge Ltd	8	11:03.151	21.903	0.270	85.74	1:21.217	8
10	3		9 Alan COOPER	Yamaha TZR250 - twistgrip motorcycles	8	11:06.371	25.123	3.220	85.32	1:21.043	8
11	18		10 Marc PRENTICE	Yamaha TZR250 - Hard graft ??	8	11:33.346	52.098	26.975	82.00	1:24.811	8
12	83	C	2 Paul GODBOLD	Yamaha TZR250 - Hill farm tree services	8	11:33.636	52.388	0.290	81.97	1:24.641	8
13	92		11 Derek CRIPPS	Yamaha TZR250 - Kelly Cripps	8	11:33.847	52.599	0.211	81.94	1:24.589	8
14	60	C	3 Daniel GOUGH	Yamaha TZR250 - G Force Motorcycles	8	11:35.933	54.685	2.086	81.70	1:25.869	8
15	72	C	4 Chris THAY	Yamaha TZR250 - Scell-it uk	8	11:40.488	59.240	4.555	81.17	1:25.962	4
16	228		12 Clive EMERSON	Yamaha RD350YPVS -	8	11:42.953	1:01.705	2.465	80.88	1:25.541	8
17	26	R	1 Damian LEE	Yamaha TZR250 - Leed Autos	8	11:50.671	1:09.423	7.718	80.00	1:27.173	8
18	75		13 Steve HIGERTY	Yamaha TZR250 - Wave Racing Developments	8	11:59.972	1:18.724	9.301	78.97	1:27.616	8
19	46		14 Kevin MARSHALL	Yamaha TZR250 -	8	12:01.366	1:20.118	1.394	78.82	1:27.758	7
20	69	C	5 Mark ELLERAY	Yamaha TZR250 - Abbot Solutions Ltd	8	12:13.571	1:32.323	12.205	77.51	1:29.137	4
21	100	R	2 John HAMILTON	Yamaha TZR250 - www.ypmrc.co.uk	7	10:39.695	1 Lap	1 Lap	77.74	1:28.713	6
22	53		15 Alan COATES	Yamaha TZR250 - Clarendon Motorcycles Hull	7	10:49.746	1 Lap	10.051	76.54	1:29.571	7
23	87		16 Denise BUTTON	Yamaha TZR250 -	7	10:53.733	1 Lap	3.987	76.07	1:31.361	7
24	33	C	6 Kieran LEWIS	Yamaha TZR250 - Controls For Doors Ltd/ G Force	7	11:04.870	1 Lap	11.137	74.80	1:32.272	7
25	42	C	7 Martin PEARSON	Yamaha TZR250 - Viking Inspection	7	11:23.212	1 Lap	18.342	72.79	1:35.303	7
26	41	C	8 Paul BOWLING	Yamaha TDR -	7	11:37.004	1 Lap	13.792	71.35	1:37.665	2
27	73	R	3 Colvin TURNER	Yamaha TZR250 -	7	11:37.199	1 Lap	0.195	71.33	1:36.674	2

NOT CLASSIFIED

DNF	67	C	Mark BAILEY	Yamaha TZR250 - Gforce motorcycles	4	6:41.832	4 Laps	3 Laps	70.58	1:34.862	2
-----	----	---	-------------	------------------------------------	---	----------	--------	--------	-------	----------	---

FASTEST LAP

19			Peter BRANTON	Yamaha TZR250 - Exactweld Racing	8	1:19.082		90.09 mph	144.98 kph
15	C		Billy PERKINS	Yamaha TZR250 - T.w fuggle & son / Windsor food	8	1:21.320		87.61 mph	140.99 kph
26	R		Damian LEE	Yamaha TZR250 - Leed Autos	8	1:27.173		81.72 mph	131.53 kph

Class - 92.5% of Race Speed = 82.01 mph
 Class C - 92.5% of Race Speed = 79.41 mph
 Class R - 92.5% of Race Speed = 74.00 mph

Donington Park National
 Circuit Length = 1.9790 miles
 Start: 09:19 Flag 09:29 End: 09:31

Weather / Track : Cloudy / Dry

These results are provisional until the conclusion of any judicial and technical matters.

Clerk Of Course :	Steward :	Timekeeper :
-------------------	-----------	--------------

Results can be found at www.tsl-timing.com

Printed - 09:32 Sunday, 06 September 2020



BMCRC - MRO Championships 2020 - Rnd 3 @ Donington Park National

DFDS Yamaha Past Masters

RACE 20 - LAP CHART

LAP 1 @ 09:20:33.358		
NO	BEHIND	LAP TIME

19		1:23.493
24	0.294	1:23.787
81	0.707	1:24.200
0	1.611	1:25.104
57	2.414	1:25.907
7	3.240	1:26.733
15	3.879	1:27.372
74	3.968	1:27.461
11	6.862	1:30.355
60	7.309	1:30.802
18	7.935	1:31.428
83	8.110	1:31.603
3	8.620	1:32.113
92	8.723	1:32.216
72	10.328	1:33.821
228	11.019	1:34.512
26	11.864	1:35.357
46	13.336	1:36.829
100	14.046	1:37.539
69	14.327	1:37.820
75	17.327	1:40.820
67	17.704	1:41.197
53	18.536	1:42.029
87	18.809	1:42.302
33	19.820	1:43.313
42	21.499	1:44.992
41	21.957	1:45.450
73	23.105	1:46.598

LAP 2 @ 09:21:53.399		
NO	BEHIND	LAP TIME

19		1:20.041
24	0.238	1:19.985
81	0.505	1:19.839
0	1.664	1:20.094
7	5.043	1:21.844
57	5.298	1:22.925
74	5.696	1:21.769
15	5.945	1:22.107
11	7.912	1:21.091
3	11.478	1:22.899
18	14.023	1:26.129
60	14.042	1:26.774
83	14.872	1:26.803
92	15.122	1:26.440
72	17.120	1:26.833
228	19.213	1:28.235
26	19.622	1:27.799
46	23.272	1:29.977
100	24.692	1:30.687
69	25.508	1:31.222
75	26.827	1:29.541
87	31.203	1:32.435
67	32.525	1:34.862
53	32.719	1:34.224
33	33.161	1:33.382
42	38.658	1:37.200
41	39.581	1:37.665
73	39.738	1:36.674

Weather / Track : Cloudy / Dry

Results can be found at www.tsl-timing.com

LAP 3 @ 09:23:13.477		
NO	BEHIND	LAP TIME

24		1:19.840
19	0.136	1:20.214
81	0.494	1:20.067
0	2.182	1:20.596
57	8.426	1:23.206
7	8.802	1:23.837
11	8.894	1:21.060
74	8.950	1:23.332
15	9.003	1:23.136
3	13.551	1:22.151
18	20.841	1:26.896
60	21.262	1:27.298
92	21.377	1:26.333
83	21.795	1:27.001
72	23.619	1:26.577
228	27.296	1:28.161
26	27.777	1:28.233
46	32.930	1:29.736
75	36.073	1:29.324
69	36.626	1:31.196
100	36.994	1:32.380
87	43.761	1:32.636
53	45.451	1:32.810
33	50.849	1:37.766
67	51.008	1:38.561
42	54.808	1:36.228
73	56.944	1:37.284
41	57.574	1:38.071

LAP 4 @ 09:24:33.401		
NO	BEHIND	LAP TIME

19		1:19.788
24	0.354	1:20.278
81	1.218	1:20.648
0	3.181	1:20.923
11	9.910	1:20.940
57	11.039	1:22.537
15	11.126	1:22.047
7	11.901	1:23.023
74	12.581	1:23.555
3	15.726	1:22.099
18	27.053	1:26.136
92	27.453	1:26.000
60	27.641	1:26.303
83	28.009	1:26.138
72	29.657	1:25.962
228	35.572	1:28.200
26	35.998	1:28.145
46	43.166	1:30.160
75	44.083	1:27.934
69	45.839	1:29.137
100	47.120	1:30.050
87	56.008	1:32.171
53	56.100	1:30.573
33	1:04.240	1:33.315
42	1:10.693	1:35.809
73	1:16.696	1:39.676
41	1:16.803	1:39.153
67	1:18.296	1:47.212 P

LAP 5 @ 09:25:52.984		
NO	BEHIND	LAP TIME

19		1:19.583
24	0.449	1:19.678
81	1.913	1:20.278
0	4.850	1:21.252
11	11.276	1:20.949
15	13.591	1:22.048
57	13.959	1:22.503
7	14.288	1:21.970
74	14.947	1:21.949
3	17.879	1:21.736
18	33.630	1:26.160
92	34.139	1:26.269
60	34.587	1:26.529
83	34.726	1:26.300
72	36.446	1:26.372
228	41.959	1:25.970
26	44.365	1:27.950
75	52.644	1:28.144
46	53.584	1:30.001
69	56.464	1:30.208
100	57.259	1:29.722
53	1:06.741	1:30.224
87	1:07.886	1:31.461
33	1:17.011	1:32.354

LAP 6 @ 09:27:12.606		
NO	BEHIND	LAP TIME

19		1:19.622
24	0.276	1:19.449
81	4.694	1:22.403
0	7.224	1:21.996
42	1 Lap	1:37.732
11	12.969	1:21.315
73	1 Lap	1:38.381
57	16.112	1:21.775
15	16.141	1:22.172
41	1 Lap	1:38.935
7	16.582	1:21.916
74	17.380	1:22.055
3	20.010	1:21.753
18	39.680	1:25.672
83	40.335	1:25.231
92	40.451	1:25.934
60	40.884	1:25.919
72	43.652	1:26.828
228	48.505	1:26.168
26	52.433	1:27.690
75	1:01.462	1:28.440
46	1:02.720	1:28.758
69	1:06.239	1:29.397
100	1:06.350	1:28.713
53	1:17.434	1:30.315

LAP 7 @ 09:28:32.031		
NO	BEHIND	LAP TIME

19		1:19.425
87	1 Lap	1:31.367
24	0.330	1:19.479
81	6.640	1:21.371
0	8.503	1:20.704
33	1 Lap	1:32.468

11	15.615	1:22.071
15	18.763	1:22.047
57	19.011	1:22.324
7	19.318	1:22.161
74	19.768	1:21.813
3	23.162	1:22.577
42	1 Lap	1:35.948
41	1 Lap	1:38.914
73	1 Lap	1:39.804
18	46.369	1:26.114
83	46.829	1:25.919
92	47.092	1:26.066
60	47.898	1:26.439
72	51.523	1:27.296
228	55.246	1:26.166
26	1:01.332	1:28.324
75	1:10.190	1:28.153
46	1:11.053	1:27.758
69	1:17.308	1:30.494
100	1:17.529	1:30.604

LAP 8 @ 09:29:51.113		
NO	BEHIND	LAP TIME

19		1:19.082
24	0.883	1:19.635
53	1 Lap	1:29.571
81	8.894	1:21.336
0	10.059	1:20.638
87	1 Lap	1:31.361
11	18.320	1:21.787
15	21.001	1:21.320
57	21.330	1:21.401
7	21.633	1:21.397
74	21.903	1:21.217
33	1 Lap	1:32.272
3	25.123	1:21.043
42	1 Lap	1:35.303
18	52.098	1:24.811
83	52.388	1:24.641
92	52.599	1:24.589
60	54.685	1:25.869
41	1 Lap	1:38.816
73	1 Lap	1:38.782
72	59.240	1:26.799
228	1:01.705	1:25.541
26	1:09.423	1:27.173
75	1:18.724	1:27.616
46	1:20.118	1:28.147
69	1:32.323	1:34.097

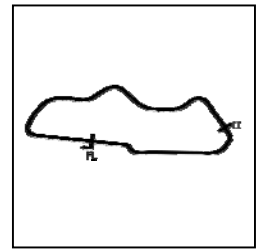
Donington Park National
Circuit Length = 1.9790 miles
Start: 09:19 Flag 09:29 End: 09:31

Printed - 09:33 Sunday, 06 September 2020

BMCRC - MRO Championships 2020 - Rnd 3 @ Donington Park National

DFDS Yamaha Past Masters

RACE 20 - SECTOR ANALYSIS



SECTOR 1 = FL to I1, SECTOR 2 = I1 to FL, DIFF = Difference To Personal Best Lap, P = Crossed Finish Line in Pit Lane, D = Time Disallowed

P1 19		Peter BRANTON		Yamaha TZR250 - Exactweld Racing			
IDEAL LAP TIME : 1:19.082		BEST LAP TIME : 1:19.082		DIFFERENCE : 0.000			
LAP	SECTOR 1	SECTOR 2	LAP TIME	MPH	DIFF	TIME OF DAY	
1 -		28.232	1:23.493	85.33	4.411	09:20:33.358	
2 -	51.745	28.296	1:20.041	89.01	0.959	09:21:53.399	
3 -	51.562	28.652	1:20.214	88.82	1.132	09:23:13.613	
4 -	51.778	28.010	1:19.788	89.29	0.706	09:24:33.401	
5 -	51.576	28.007	1:19.583 (3)	89.52	0.501	09:25:52.984	
6 -	51.796	27.826	1:19.622	89.48	0.540	09:27:12.606	
7 -	51.501	27.924	1:19.425 (2)	89.70	0.343	09:28:32.031	
8 -	51.259	27.823	1:19.082 (1)	90.09		09:29:51.113	

P2 24		Scott CARSON		Yamaha TZR250 - B Grays Powerbiking,All Eng. Diamond Drillir			
IDEAL LAP TIME : 1:19.239		BEST LAP TIME : 1:19.449		DIFFERENCE : 0.210			
LAP	SECTOR 1	SECTOR 2	LAP TIME	MPH	DIFF	TIME OF DAY	
1 -		28.188	1:23.787	85.03	4.338	09:20:33.652	
2 -	51.802	28.183	1:19.985	89.07	0.536	09:21:53.637	
3 -	51.629	28.211	1:19.840	89.23	0.391	09:23:13.477	
4 -	52.076	28.202	1:20.278	88.74	0.829	09:24:33.755	
5 -	51.224	28.454	1:19.678	89.41	0.229	09:25:53.433	
6 -	51.193	28.256	1:19.449 (1)	89.67		09:27:12.882	
7 -	51.407	28.072	1:19.479 (2)	89.64	0.030	09:28:32.361	
8 -	51.589	28.046	1:19.635 (3)	89.46	0.186	09:29:51.996	

P3 81		Scott GRANT		Yamaha TZR250 - Avbase Flight Group			
IDEAL LAP TIME : 1:19.743		BEST LAP TIME : 1:19.839		DIFFERENCE : 0.096			
LAP	SECTOR 1	SECTOR 2	LAP TIME	MPH	DIFF	TIME OF DAY	
1 -		28.248	1:24.200	84.61	4.361	09:20:34.065	
2 -	51.516	28.323	1:19.839 (1)	89.23		09:21:53.904	
3 -	51.840	28.227	1:20.067 (2)	88.98	0.228	09:23:13.971	
4 -	52.119	28.529	1:20.648	88.34	0.809	09:24:34.619	
5 -	51.686	28.592	1:20.278 (3)	88.74	0.439	09:25:54.897	
6 -	53.393	29.010	1:22.403	86.46	2.564	09:27:17.300	
7 -	52.628	28.743	1:21.371	87.55	1.532	09:28:38.671	
8 -	52.490	28.846	1:21.336	87.59	1.497	09:30:00.007	

P4 0		Paul TOLAND		Yamaha TZR250 -			
IDEAL LAP TIME : 1:19.944		BEST LAP TIME : 1:20.094		DIFFERENCE : 0.150			
LAP	SECTOR 1	SECTOR 2	LAP TIME	MPH	DIFF	TIME OF DAY	
1 -		28.287	1:25.104	83.71	5.010	09:20:34.969	
2 -	51.657	28.437	1:20.094 (1)	88.95		09:21:55.063	
3 -	52.149	28.447	1:20.596 (2)	88.39	0.502	09:23:15.659	
4 -	52.353	28.570	1:20.923	88.04	0.829	09:24:36.582	
5 -	52.647	28.605	1:21.252	87.68	1.158	09:25:57.834	
6 -	52.944	29.052	1:21.996	86.89	1.902	09:27:19.830	
7 -	52.370	28.334	1:20.704	88.28	0.610	09:28:40.534	
8 -	52.195	28.443	1:20.638 (3)	88.35	0.544	09:30:01.172	

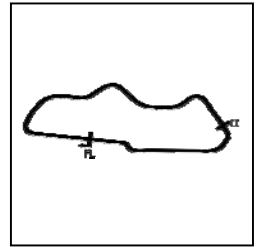
Weather / Track : Cloudy / Dry

Donington Park National
 Circuit Length = 1.9790 miles
 Start: 09:19 Flag 09:29 End: 09:31

BMCRC - MRO Championships 2020 - Rnd 3 @ Donington Park National

DFDS Yamaha Past Masters

RACE 20 - SECTOR ANALYSIS



SECTOR 1 = FL to I1, SECTOR 2 = I1 to FL, DIFF = Difference To Personal Best Lap, P = Crossed Finish Line in Pit Lane, D = Time Disallowed

P5 11 Andrew BOWN		Yamaha TZR250 -				
IDEAL LAP TIME : 1:20.814		BEST LAP TIME : 1:20.940		DIFFERENCE : 0.126		
LAP	SECTOR 1	SECTOR 2	LAP TIME	MPH	DIFF	TIME OF DAY
1 -		29.479	1:30.355	78.85	9.415	09:20:40.220
2 -	52.479	28.612	1:21.091	87.85	0.151	09:22:01.311
3 -	52.572	28.488	1:21.060 (3)	87.89	0.120	09:23:22.371
4 -	52.540	28.400	1:20.940 (1)	88.02		09:24:43.311
5 -	52.414	28.535	1:20.949 (2)	88.01	0.009	09:26:04.260
6 -	52.796	28.519	1:21.315	87.61	0.375	09:27:25.575
7 -	53.374	28.697	1:22.071	86.81	1.131	09:28:47.646
8 -	52.844	28.943	1:21.787	87.11	0.847	09:30:09.433

P6 15 C Billy PERKINS		Yamaha TZR250 - T.w fuggle & son / Windsor food machinery				
IDEAL LAP TIME : 1:21.320		BEST LAP TIME : 1:21.320		DIFFERENCE : 0.000		
LAP	SECTOR 1	SECTOR 2	LAP TIME	MPH	DIFF	TIME OF DAY
1 -		29.648	1:27.372	81.54	6.052	09:20:37.237
2 -	53.181	28.926	1:22.107	86.77	0.787	09:21:59.344
3 -	53.282	29.854	1:23.136	85.69	1.816	09:23:22.480
4 -	53.262	28.785	1:22.047 (2)	86.83	0.727	09:24:44.527
5 -	53.196	28.852	1:22.048	86.83	0.728	09:26:06.575
6 -	52.987	29.185	1:22.172	86.70	0.852	09:27:28.747
7 -	53.243	28.804	1:22.047 (2)	86.83	0.727	09:28:50.794
8 -	52.598	28.722	1:21.320 (1)	87.61		09:30:12.114

P7 57 Geoff MOOK		Yamaha TZR250 -				
IDEAL LAP TIME : 1:21.401		BEST LAP TIME : 1:21.401		DIFFERENCE : 0.000		
LAP	SECTOR 1	SECTOR 2	LAP TIME	MPH	DIFF	TIME OF DAY
1 -		28.718	1:25.907	82.93	4.506	09:20:35.772
2 -	53.451	29.474	1:22.925	85.91	1.524	09:21:58.697
3 -	53.376	29.830	1:23.206	85.62	1.805	09:23:21.903
4 -	53.687	28.850	1:22.537	86.32	1.136	09:24:44.440
5 -	53.722	28.781	1:22.503	86.35	1.102	09:26:06.943
6 -	52.876	28.899	1:21.775 (2)	87.12	0.374	09:27:28.718
7 -	53.634	28.690	1:22.324 (3)	86.54	0.923	09:28:51.042
8 -	52.790	28.611	1:21.401 (1)	87.52		09:30:12.443

P8 7 Peter MOORE		Yamaha TZR250 - Station Garage , Isle of Man				
IDEAL LAP TIME : 1:21.297		BEST LAP TIME : 1:21.397		DIFFERENCE : 0.100		
LAP	SECTOR 1	SECTOR 2	LAP TIME	MPH	DIFF	TIME OF DAY
1 -		28.741	1:26.733	82.14	5.336	09:20:36.598
2 -	52.874	28.970	1:21.844 (2)	87.05	0.447	09:21:58.442
3 -	53.523	30.314	1:23.837	84.98	2.440	09:23:22.279
4 -	54.049	28.974	1:23.023	85.81	1.626	09:24:45.302
5 -	53.122	28.848	1:21.970	86.91	0.573	09:26:07.272
6 -	52.902	29.014	1:21.916 (3)	86.97	0.519	09:27:29.188
7 -	53.467	28.694	1:22.161	86.71	0.764	09:28:51.349
8 -	52.603	28.794	1:21.397 (1)	87.52		09:30:12.746

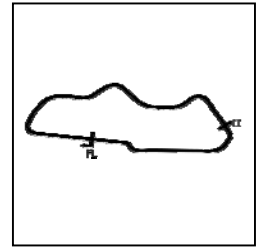
Weather / Track : Cloudy / Dry

Donington Park National
Circuit Length = 1.9790 miles
Start: 09:19 Flag 09:29 End: 09:31

BMCRC - MRO Championships 2020 - Rnd 3 @ Donington Park National

DFDS Yamaha Past Masters

RACE 20 - SECTOR ANALYSIS



SECTOR 1 = FL to I1, SECTOR 2 = I1 to FL, DIFF = Difference To Personal Best Lap, P = Crossed Finish Line in Pit Lane, D = Time Disallowed

P9 74		Paul WHITBY		Yamaha TZR250 - Greybridge Ltd		
IDEAL LAP TIME : 1:21.217		BEST LAP TIME : 1:21.217		DIFFERENCE : 0.000		
LAP	SECTOR 1	SECTOR 2	LAP TIME	MPH	DIFF	TIME OF DAY
1 -		29.333	1:27.461	81.45	6.244	09:20:37.326
2 -	52.925	28.844	1:21.769 (2)	87.13	0.552	09:21:59.095
3 -	53.927	29.405	1:23.332	85.49	2.115	09:23:22.427
4 -	54.190	29.365	1:23.555	85.26	2.338	09:24:45.982
5 -	52.638	29.311	1:21.949	86.93	0.732	09:26:07.931
6 -	52.947	29.108	1:22.055	86.82	0.838	09:27:29.986
7 -	53.052	28.761	1:21.813 (3)	87.08	0.596	09:28:51.799
8 -	52.578	28.639	1:21.217 (1)	87.72		09:30:13.016

P10 3		Alan COOPER		Yamaha TZR250 - twistgrip motorcycles		
IDEAL LAP TIME : 1:21.043		BEST LAP TIME : 1:21.043		DIFFERENCE : 0.000		
LAP	SECTOR 1	SECTOR 2	LAP TIME	MPH	DIFF	TIME OF DAY
1 -		30.464	1:32.113	77.34	11.070	09:20:41.978
2 -	53.819	29.080	1:22.899	85.94	1.856	09:22:04.877
3 -	52.973	29.178	1:22.151	86.72	1.108	09:23:27.028
4 -	53.160	28.939	1:22.099	86.78	1.056	09:24:49.127
5 -	52.963	28.773	1:21.736 (2)	87.16	0.693	09:26:10.863
6 -	52.819	28.934	1:21.753 (3)	87.14	0.710	09:27:32.616
7 -	53.412	29.165	1:22.577	86.27	1.534	09:28:55.193
8 -	52.514	28.529	1:21.043 (1)	87.91		09:30:16.236

P11 18		Marc PRENTICE		Yamaha TZR250 - Hard graft ??		
IDEAL LAP TIME : 1:24.374		BEST LAP TIME : 1:24.811		DIFFERENCE : 0.437		
LAP	SECTOR 1	SECTOR 2	LAP TIME	MPH	DIFF	TIME OF DAY
1 -		30.090	1:31.428	77.92	6.617	09:20:41.293
2 -	56.102	30.027	1:26.129	82.72	1.318	09:22:07.422
3 -	56.386	30.510	1:26.896	81.99	2.085	09:23:34.318
4 -	56.346	29.790	1:26.136	82.71	1.325	09:25:00.454
5 -	56.442	29.718	1:26.160	82.69	1.349	09:26:26.614
6 -	56.162	29.510	1:25.672 (2)	83.16	0.861	09:27:52.286
7 -	56.275	29.839	1:26.114 (3)	82.73	1.303	09:29:18.400
8 -	54.864	29.947	1:24.811 (1)	84.00		09:30:43.211

P12 83 C		Paul GODBOLD		Yamaha TZR250 - Hill farm tree services		
IDEAL LAP TIME : 1:24.641		BEST LAP TIME : 1:24.641		DIFFERENCE : 0.000		
LAP	SECTOR 1	SECTOR 2	LAP TIME	MPH	DIFF	TIME OF DAY
1 -		30.591	1:31.603	77.77	6.962	09:20:41.468
2 -	56.616	30.187	1:26.803	82.07	2.162	09:22:08.271
3 -	56.419	30.582	1:27.001	81.89	2.360	09:23:35.272
4 -	56.048	30.090	1:26.138	82.71	1.497	09:25:01.410
5 -	56.002	30.298	1:26.300	82.55	1.659	09:26:27.710
6 -	55.341	29.890	1:25.231 (2)	83.59	0.590	09:27:52.941
7 -	56.002	29.917	1:25.919 (3)	82.92	1.278	09:29:18.860
8 -	54.823	29.818	1:24.641 (1)	84.17		09:30:43.501

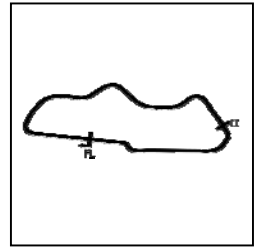
Weather / Track : Cloudy / Dry

Donington Park National
Circuit Length = 1.9790 miles
Start: 09:19 Flag 09:29 End: 09:31

BMCRC - MRO Championships 2020 - Rnd 3 @ Donington Park National

DFDS Yamaha Past Masters

RACE 20 - SECTOR ANALYSIS



SECTOR 1 = FL to I1, SECTOR 2 = I1 to FL, DIFF = Difference To Personal Best Lap, P = Crossed Finish Line in Pit Lane, D = Time Disallowed

P13 92		Derek CRIPPS		Yamaha TZR250 - Kelly Cripps		
IDEAL LAP TIME : 1:24.589		BEST LAP TIME : 1:24.589		DIFFERENCE : 0.000		
LAP	SECTOR 1	SECTOR 2	LAP TIME	MPH	DIFF	TIME OF DAY
1 -		31.455	1:32.216	77.25	7.627	09:20:42.081
2 -	55.728	30.712	1:26.440	82.42	1.851	09:22:08.521
3 -	55.763	30.570	1:26.333	82.52	1.744	09:23:34.854
4 -	55.421	30.579	1:26.000 (3)	82.84	1.411	09:25:00.854
5 -	55.853	30.416	1:26.269	82.58	1.680	09:26:27.123
6 -	55.430	30.504	1:25.934 (2)	82.90	1.345	09:27:53.057
7 -	55.934	30.132	1:26.066	82.78	1.477	09:29:19.123
8 -	54.860	29.729	1:24.589 (1)	84.22		09:30:43.712

P14 60 C		Daniel GOUGH		Yamaha TZR250 - G Force Motorcycles		
IDEAL LAP TIME : 1:25.159		BEST LAP TIME : 1:25.869		DIFFERENCE : 0.710		
LAP	SECTOR 1	SECTOR 2	LAP TIME	MPH	DIFF	TIME OF DAY
1 -		30.507	1:30.802	78.46	4.933	09:20:40.667
2 -	56.071	30.703	1:26.774	82.10	0.905	09:22:07.441
3 -	56.629	30.669	1:27.298	81.61	1.429	09:23:34.739
4 -	56.242	30.061	1:26.303 (3)	82.55	0.434	09:25:01.042
5 -	56.157	30.372	1:26.529	82.33	0.660	09:26:27.571
6 -	55.668	30.251	1:25.919 (2)	82.92	0.050	09:27:53.490
7 -	55.798	30.641	1:26.439	82.42	0.570	09:29:19.929
8 -	55.098	30.771	1:25.869 (1)	82.97		09:30:45.798

P15 72 C		Chris THAY		Yamaha TZR250 - Scell-it uk		
IDEAL LAP TIME : 1:25.864		BEST LAP TIME : 1:25.962		DIFFERENCE : 0.098		
LAP	SECTOR 1	SECTOR 2	LAP TIME	MPH	DIFF	TIME OF DAY
1 -		30.930	1:33.821	75.93	7.859	09:20:43.686
2 -	56.397	30.436	1:26.833	82.04	0.871	09:22:10.519
3 -	56.100	30.477	1:26.577 (3)	82.29	0.615	09:23:37.096
4 -	55.428	30.534	1:25.962 (1)	82.88		09:25:03.058
5 -	55.818	30.554	1:26.372 (2)	82.48	0.410	09:26:29.430
6 -	56.237	30.591	1:26.828	82.05	0.866	09:27:56.258
7 -	56.492	30.804	1:27.296	81.61	1.334	09:29:23.554
8 -	56.174	30.625	1:26.799	82.08	0.837	09:30:50.353

P16 228		Clive EMERSON		Yamaha RD350YPVS -		
IDEAL LAP TIME : 1:25.491		BEST LAP TIME : 1:25.541		DIFFERENCE : 0.050		
LAP	SECTOR 1	SECTOR 2	LAP TIME	MPH	DIFF	TIME OF DAY
1 -		31.216	1:34.512	75.38	8.971	09:20:44.377
2 -	57.532	30.703	1:28.235	80.74	2.694	09:22:12.612
3 -	57.626	30.535	1:28.161	80.81	2.620	09:23:40.773
4 -	57.571	30.629	1:28.200	80.77	2.659	09:25:08.973
5 -	55.820	30.150	1:25.970 (2)	82.87	0.429	09:26:34.943
6 -	55.913	30.255	1:26.168	82.68	0.627	09:28:01.111
7 -	56.264	29.902	1:26.166 (3)	82.68	0.625	09:29:27.277
8 -	55.589	29.952	1:25.541 (1)	83.28		09:30:52.818

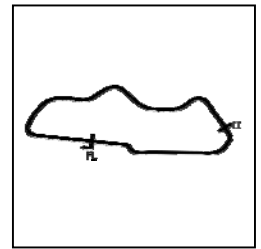
Weather / Track : Cloudy / Dry

Donington Park National
Circuit Length = 1.9790 miles
Start: 09:19 Flag 09:29 End: 09:31

BMCRC - MRO Championships 2020 - Rnd 3 @ Donington Park National

DFDS Yamaha Past Masters

RACE 20 - SECTOR ANALYSIS



SECTOR 1 = FL to I1, SECTOR 2 = I1 to FL, DIFF = Difference To Personal Best Lap, P = Crossed Finish Line in Pit Lane, D = Time Disallowed

P17 26 R		Damian LEE		Yamaha TZR250 - Leed Autos		
IDEAL LAP TIME : 1:26.788		BEST LAP TIME : 1:27.173		DIFFERENCE : 0.385		
LAP	SECTOR 1	SECTOR 2	LAP TIME	MPH	DIFF	TIME OF DAY
1 -		31.022	1:35.357	74.71	8.184	09:20:45.222
2 -	57.478	30.321	1:27.799 (3)	81.14	0.626	09:22:13.021
3 -	57.675	30.558	1:28.233	80.74	1.060	09:23:41.254
4 -	57.200	30.945	1:28.145	80.82	0.972	09:25:09.399
5 -	57.409	30.541	1:27.950	81.00	0.777	09:26:37.349
6 -	57.239	30.451	1:27.690 (2)	81.24	0.517	09:28:05.039
7 -	57.579	30.745	1:28.324	80.66	1.151	09:29:33.363
8 -	56.467	30.706	1:27.173 (1)	81.72		09:31:00.536

P18 75		Steve HIGERTY		Yamaha TZR250 - Wave Racing Developments		
IDEAL LAP TIME : 1:27.277		BEST LAP TIME : 1:27.616		DIFFERENCE : 0.339		
LAP	SECTOR 1	SECTOR 2	LAP TIME	MPH	DIFF	TIME OF DAY
1 -		33.173	1:40.820	70.66	13.204	09:20:50.685
2 -	58.070	31.471	1:29.541	79.56	1.925	09:22:20.226
3 -	57.887	31.437	1:29.324	79.76	1.708	09:23:49.550
4 -	57.102	30.832	1:27.934 (2)	81.02	0.318	09:25:17.484
5 -	56.891	31.253	1:28.144 (3)	80.82	0.528	09:26:45.628
6 -	57.549	30.891	1:28.440	80.55	0.824	09:28:14.068
7 -	57.216	30.937	1:28.153	80.82	0.537	09:29:42.221
8 -	57.230	30.386	1:27.616 (1)	81.31		09:31:09.837

P19 46		Kevin MARSHALL		Yamaha TZR250 -		
IDEAL LAP TIME : 1:27.758		BEST LAP TIME : 1:27.758		DIFFERENCE : 0.000		
LAP	SECTOR 1	SECTOR 2	LAP TIME	MPH	DIFF	TIME OF DAY
1 -		31.845	1:36.829	73.57	9.071	09:20:46.694
2 -	58.513	31.464	1:29.977	79.18	2.219	09:22:16.671
3 -	58.090	31.646	1:29.736	79.39	1.978	09:23:46.407
4 -	58.470	31.690	1:30.160	79.02	2.402	09:25:16.567
5 -	58.289	31.712	1:30.001	79.16	2.243	09:26:46.568
6 -	57.348	31.410	1:28.758 (3)	80.27	1.000	09:28:15.326
7 -	56.695	31.063	1:27.758 (1)	81.18		09:29:43.084
8 -	56.900	31.247	1:28.147 (2)	80.82	0.389	09:31:11.231

P20 69 C		Mark ELLERAY		Yamaha TZR250 - Abbot Solutions Ltd		
IDEAL LAP TIME : 1:29.096		BEST LAP TIME : 1:29.137		DIFFERENCE : 0.041		
LAP	SECTOR 1	SECTOR 2	LAP TIME	MPH	DIFF	TIME OF DAY
1 -		32.454	1:37.820	72.83	8.683	09:20:47.685
2 -	59.162	32.060	1:31.222	78.10	2.085	09:22:18.907
3 -	58.963	32.233	1:31.196	78.12	2.059	09:23:50.103
4 -	57.584	31.553	1:29.137 (1)	79.92		09:25:19.240
5 -	58.090	32.118	1:30.208 (3)	78.98	1.071	09:26:49.448
6 -	57.543	31.854	1:29.397 (2)	79.69	0.260	09:28:18.845
7 -	58.405	32.089	1:30.494	78.73	1.357	09:29:49.339
8 -	1:01.345	32.752	1:34.097	75.71	4.960	09:31:23.436

P21 100 R		John HAMILTON		Yamaha TZR250 - www.ypmrc.co.uk		
IDEAL LAP TIME : 1:28.713		BEST LAP TIME : 1:28.713		DIFFERENCE : 0.000		
LAP	SECTOR 1	SECTOR 2	LAP TIME	MPH	DIFF	TIME OF DAY
1 -		31.607	1:37.539	73.04	8.826	09:20:47.404
2 -	59.035	31.652	1:30.687	78.56	1.974	09:22:18.091
3 -	1:00.047	32.333	1:32.380	77.12	3.667	09:23:50.471
4 -	57.841	32.209	1:30.050 (3)	79.11	1.337	09:25:20.521
5 -	58.068	31.654	1:29.722 (2)	79.40	1.009	09:26:50.243
6 -	57.431	31.282	1:28.713 (1)	80.31		09:28:18.956
7 -	58.552	32.052	1:30.604	78.63	1.891	09:29:49.560

Weather / Track : Cloudy / Dry

Donington Park National
Circuit Length = 1.9790 miles
Start: 09:19 Flag 09:29 End: 09:31

BMCRC - MRO Championships 2020 - Rnd 3 @ Donington Park National

DFDS Yamaha Past Masters

RACE 20 - SECTOR ANALYSIS



SECTOR 1 = FL to I1, SECTOR 2 = I1 to FL, DIFF = Difference To Personal Best Lap, P = Crossed Finish Line in Pit Lane, D = Time Disallowed

P22 53		Alan COATES		Yamaha TZR250 - Clarendon Motorcycles Hull		
IDEAL LAP TIME : 1:29.432		BEST LAP TIME : 1:29.571		DIFFERENCE : 0.139		
LAP	SECTOR 1	SECTOR 2	LAP TIME	MPH	DIFF	TIME OF DAY
1 -		32.223	1:42.029	69.82	12.458	09:20:51.894
2 -	1:01.131	33.093	1:34.224	75.61	4.653	09:22:26.118
3 -	1:01.208	31.602	1:32.810	76.76	3.239	09:23:58.928
4 -	58.899	31.674	1:30.573	78.66	1.002	09:25:29.501
5 -	58.623	31.601	1:30.224 (2)	78.96	0.653	09:26:59.725
6 -	58.861	31.454	1:30.315 (3)	78.88	0.744	09:28:30.040
7 -	57.978	31.593	1:29.571 (1)	79.54		09:29:59.611

P23 87		Denise BUTTON		Yamaha TZR250 -		
IDEAL LAP TIME : 1:31.248		BEST LAP TIME : 1:31.361		DIFFERENCE : 0.113		
LAP	SECTOR 1	SECTOR 2	LAP TIME	MPH	DIFF	TIME OF DAY
1 -		32.308	1:42.302	69.64	10.941	09:20:52.167
2 -	1:00.289	32.146	1:32.435	77.07	1.074	09:22:24.602
3 -	1:00.353	32.283	1:32.636	76.91	1.275	09:23:57.238
4 -	1:00.042	32.129	1:32.171	77.29	0.810	09:25:29.409
5 -	59.482	31.979	1:31.461 (3)	77.89	0.100	09:27:00.870
6 -	59.269	32.098	1:31.367 (2)	77.97	0.006	09:28:32.237
7 -	59.271	32.090	1:31.361 (1)	77.98		09:30:03.598

P24 33 C		Kieran LEWIS		Yamaha TZR250 - Controls For Doors Ltd/ G Force Motorcycles		
IDEAL LAP TIME : 1:31.752		BEST LAP TIME : 1:32.272		DIFFERENCE : 0.520		
LAP	SECTOR 1	SECTOR 2	LAP TIME	MPH	DIFF	TIME OF DAY
1 -		32.509	1:43.313	68.96	11.041	09:20:53.178
2 -	1:00.450	32.932	1:33.382	76.29	1.110	09:22:26.560
3 -	1:03.196	34.570	1:37.766	72.87	5.494	09:24:04.326
4 -	1:00.683	32.632	1:33.315	76.35	1.043	09:25:37.641
5 -	1:00.019	32.335	1:32.354 (2)	77.14	0.082	09:27:09.995
6 -	1:00.396	32.072	1:32.468 (3)	77.04	0.196	09:28:42.463
7 -	59.680	32.592	1:32.272 (1)	77.21		09:30:14.735

P25 42 C		Martin PEARSON		Yamaha TZR250 - Viking Inspection		
IDEAL LAP TIME : 1:35.010		BEST LAP TIME : 1:35.303		DIFFERENCE : 0.293		
LAP	SECTOR 1	SECTOR 2	LAP TIME	MPH	DIFF	TIME OF DAY
1 -		33.729	1:44.992	67.85	9.689	09:20:54.857
2 -	1:03.368	33.832	1:37.200	73.29	1.897	09:22:32.057
3 -	1:02.799	33.429	1:36.228	74.03	0.925	09:24:08.285
4 -	1:02.552	33.257	1:35.809 (2)	74.36	0.506	09:25:44.094
5 -	1:03.554	34.178	1:37.732	72.89	2.429	09:27:21.826
6 -	1:02.872	33.076	1:35.948 (3)	74.25	0.645	09:28:57.774
7 -	1:01.934	33.369	1:35.303 (1)	74.75		09:30:33.077

P26 41 C		Paul BOWLING		Yamaha TDR -		
IDEAL LAP TIME : 1:37.133		BEST LAP TIME : 1:37.665		DIFFERENCE : 0.532		
LAP	SECTOR 1	SECTOR 2	LAP TIME	MPH	DIFF	TIME OF DAY
1 -		33.512	1:45.450	67.56	7.785	09:20:55.315
2 -	1:03.621	34.044	1:37.665 (1)	72.94		09:22:32.980
3 -	1:03.769	34.302	1:38.071 (2)	72.64	0.406	09:24:11.051
4 -	1:04.368	34.785	1:39.153	71.85	1.488	09:25:50.204
5 -	1:04.512	34.423	1:38.935	72.01	1.270	09:27:29.139
6 -	1:04.658	34.256	1:38.914	72.02	1.249	09:29:08.053
7 -	1:03.797	35.019	1:38.816 (3)	72.10	1.151	09:30:46.869

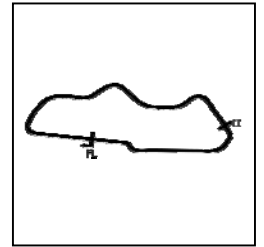
Weather / Track : Cloudy / Dry

Donington Park National
Circuit Length = 1.9790 miles
Start: 09:19 Flag 09:29 End: 09:31

BMCRC - MRO Championships 2020 - Rnd 3 @ Donington Park National

DFDS Yamaha Past Masters

RACE 20 - SECTOR ANALYSIS



SECTOR 1 = FL to I1, SECTOR 2 = I1 to FL, DIFF = Difference To Personal Best Lap, P = Crossed Finish Line in Pit Lane, D = Time Disallowed

P27 73 R		Colvin TURNER		Yamaha TZR250 -			
IDEAL LAP TIME : 1:36.674		BEST LAP TIME : 1:36.674		DIFFERENCE : 0.000			
LAP	SECTOR 1	SECTOR 2	LAP TIME	MPH	DIFF	TIME OF DAY	
1 -		34.175	1:46.598	66.83	9.924	09:20:56.463	
2 -	1:02.888	33.786	1:36.674 (1)	73.69		09:22:33.137	
3 -	1:03.267	34.017	1:37.284 (2)	73.23	0.610	09:24:10.421	
4 -	1:04.032	35.644	1:39.676	71.47	3.002	09:25:50.097	
5 -	1:04.329	34.052	1:38.381 (3)	72.41	1.707	09:27:28.478	
6 -	1:04.550	35.254	1:39.804	71.38	3.130	09:29:08.282	
7 -	1:04.321	34.461	1:38.782	72.12	2.108	09:30:47.064	

P28 67 C		Mark BAILEY		Yamaha TZR250 - Gforce motorcycles			
IDEAL LAP TIME : 1:34.862		BEST LAP TIME : 1:34.862		DIFFERENCE : 0.000			
LAP	SECTOR 1	SECTOR 2	LAP TIME	MPH	DIFF	TIME OF DAY	
1 -		33.287	1:41.197	70.40	6.335	09:20:51.062	
2 -	1:01.821	33.041	1:34.862 (1)	75.10		09:22:25.924	
3 -	1:03.493	35.068	1:38.561 (2)	72.28	3.699	09:24:04.485	
4 -	1:04.940	IN PIT	1:47.212 P	66.45	12.350	09:25:51.697	

Weather / Track : Cloudy / Dry

Donington Park National
 Circuit Length = 1.9790 miles
 Start: 09:19 Flag 09:29 End: 09:31

BMCRC - MRO Championships 2020 - Rnd 3 @ Donington Park National

DFDS Yamaha Past Masters

RACE 20 - BEST SECTORS

SECTOR 1				SECTOR 2				IDEAL / BEST COMPARISON				
POS	NO	NAME	TIME	NO	NAME	TIME	POS	NO	NAME	IDEAL	BEST	DIFF
									PERFECT LAP	1:19.016		
1	24	CARSON	51.193	19	BRANTON	27.823	1	19	BRANTON	1:19.082	1:19.082	0.000
2	19	BRANTON	51.259	24	CARSON	28.046	2	24	CARSON	1:19.239	1:19.449	0.210
3	81	GRANT	51.516	81	GRANT	28.227	3	81	GRANT	1:19.743	1:19.839	0.096
4	0	TOLAND	51.657	0	TOLAND	28.287	4	0	TOLAND	1:19.944	1:20.094	0.150
5	11	BOWN	52.414	11	BOWN	28.400	5	11	BOWN	1:20.814	1:20.940	0.126
6	3	COOPER	52.514	3	COOPER	28.529	6	3	COOPER	1:21.043	1:21.043	0.000
7	74	WHITBY	52.578	57	MOOK	28.611	7	74	WHITBY	1:21.217	1:21.217	0.000
8	15	PERKINS	52.598	74	WHITBY	28.639	8	7	MOORE	1:21.297	1:21.397	0.100
9	7	MOORE	52.603	7	MOORE	28.694	9	15	PERKINS	1:21.320	1:21.320	0.000
10	57	MOOK	52.790	15	PERKINS	28.722	10	57	MOOK	1:21.401	1:21.401	0.000
11	83	GODBOLD	54.823	18	PRENTICE	29.510	11	18	PRENTICE	1:24.374	1:24.811	0.437
12	92	CRIPPS	54.860	92	CRIPPS	29.729	12	92	CRIPPS	1:24.589	1:24.589	0.000
13	18	PRENTICE	54.864	83	GODBOLD	29.818	13	83	GODBOLD	1:24.641	1:24.641	0.000
14	60	GOUGH	55.098	228	EMERSON	29.902	14	60	GOUGH	1:25.159	1:25.869	0.710
15	72	THAY	55.428	60	GOUGH	30.061	15	228	EMERSON	1:25.491	1:25.541	0.050
16	228	EMERSON	55.589	26	LEE	30.321	16	72	THAY	1:25.864	1:25.962	0.098
17	26	LEE	56.467	75	HIGERTY	30.386	17	26	LEE	1:26.788	1:27.173	0.385
18	46	MARSHALL	56.695	72	THAY	30.436	18	75	HIGERTY	1:27.277	1:27.616	0.339
19	75	HIGERTY	56.891	46	MARSHALL	31.063	19	46	MARSHALL	1:27.758	1:27.758	0.000
20	100	HAMILTON	57.431	100	HAMILTON	31.282	20	100	HAMILTON	1:28.713	1:28.713	0.000
21	69	ELLERAY	57.543	53	COATES	31.454	21	69	ELLERAY	1:29.096	1:29.137	0.041
22	53	COATES	57.978	69	ELLERAY	31.553	22	53	COATES	1:29.432	1:29.571	0.139
23	87	BUTTON	59.269	87	BUTTON	31.979	23	87	BUTTON	1:31.248	1:31.361	0.113
24	33	LEWIS	59.680	33	LEWIS	32.072	24	33	LEWIS	1:31.752	1:32.272	0.520
25	67	BAILEY	1:01.821	67	BAILEY	33.041	25	67	BAILEY	1:34.862	1:34.862	0.000
26	42	PEARSON	1:01.934	42	PEARSON	33.076	26	42	PEARSON	1:35.010	1:35.303	0.293
27	73	TURNER	1:02.888	41	BOWLING	33.512	27	73	TURNER	1:36.674	1:36.674	0.000
28	41	BOWLING	1:03.621	73	TURNER	33.786	28	41	BOWLING	1:37.133	1:37.665	0.532

Weather / Track : Cloudy / Dry

Results can be found at www.tsl-timing.com

Donington Park National
 Circuit Length = 1.9790 miles
 Start: 09:19 Flag 09:29 End: 09:31

Printed - 09:33 Sunday, 06 September 2020

BMCRC - MRO Championships 2020 - Rnd 3 @ Donington Park National

DFDS Yamaha Past Masters

RACE 20 - STATISTICS

Competitors Started 28
Planned Start 2020-09-06 @ 09:17:00.000
Actual Start 2020-09-06 @ 09:19:09.864
Finish Time 2020-09-06 @ 09:29:49.559
Track Length 1.9790mi.
Total Laps 213
Total Distance Covered 421.5413mi.

Session Fastest Lap History

NO	CL	NAME	LAP TIME	TIME OF DAY	LAP	VEHICLE
19		Peter BRANTON	1:20.041	09:21:53.400	2	Yamaha TZR250
24		Scott CARSON	1:19.985	09:21:53.637	2	Yamaha TZR250
81		Scott GRANT	1:19.839	09:21:53.905	2	Yamaha TZR250
19		Peter BRANTON	1:19.788	09:24:33.403	4	Yamaha TZR250
19		Peter BRANTON	1:19.583	09:25:52.985	5	Yamaha TZR250
24		Scott CARSON	1:19.449	09:27:12.880	6	Yamaha TZR250
19		Peter BRANTON	1:19.425	09:28:32.028	7	Yamaha TZR250
19		Peter BRANTON	1:19.082	09:29:51.110	8	Yamaha TZR250

Session Leader History

NO	CL	NAME	FROM LAP	LAPS LED	DISTANCE	VEHICLE
19		Peter BRANTON	1	2	3.92 miles	Yamaha TZR250
24		Scott CARSON	3	1	1.97 miles	Yamaha TZR250
19		Peter BRANTON	4	5	9.89 miles	Yamaha TZR250

Flag History

TYPE	TIME OF DAY
GREEN	09:19:09.864
FINISH	09:29:49.559

Flag Statistics

TYPE	COUNT	TOTAL LAPS	TOTAL TIME
Green	1	8	12:39.389
Red	0	0	0.000
Safety Car	0	0	0.000
FCY	0	0	0.000

BMCRC - MRO Championships 2020 - Rnd 3 @ Donington Park National

DFDS Yamaha Past Masters

RACE 20 - STATISTICS

CLASS :

16 Starters

Fastest Lap History

NO	NAME	LAP TIME	TIME OF DAY	LAP	VEHICLE
19	Peter BRANTON	1:20.041	09:21:53.400	2	Yamaha TZR250
24	Scott CARSON	1:19.985	09:21:53.637	2	Yamaha TZR250
81	Scott GRANT	1:19.839	09:21:53.905	2	Yamaha TZR250
19	Peter BRANTON	1:19.788	09:24:33.403	4	Yamaha TZR250
19	Peter BRANTON	1:19.583	09:25:52.985	5	Yamaha TZR250
24	Scott CARSON	1:19.449	09:27:12.880	6	Yamaha TZR250
19	Peter BRANTON	1:19.425	09:28:32.028	7	Yamaha TZR250
19	Peter BRANTON	1:19.082	09:29:51.110	8	Yamaha TZR250

Leader History

NO	NAME	FROM LAP	LAPS LED	DISTANCE	VEHICLE
19	Peter BRANTON	1	2	3.92 miles	Yamaha TZR250
24	Scott CARSON	3	1	1.97 miles	Yamaha TZR250
19	Peter BRANTON	4	5	9.89 miles	Yamaha TZR250

BMCRC - MRO Championships 2020 - Rnd 3 @ Donington Park National

DFDS Yamaha Past Masters

RACE 20 - STATISTICS

CLASS : C

9 Starters

Fastest Lap History

NO	NAME	LAP TIME	TIME OF DAY	LAP	VEHICLE
15	Billy PERKINS	1:22.107	09:21:59.351	2	Yamaha TZR250
15	Billy PERKINS	1:22.047	09:24:44.521	4	Yamaha TZR250
15	Billy PERKINS	1:21.320	09:30:12.120	8	Yamaha TZR250

Leader History

NO	NAME	FROM LAP	LAPS LED	DISTANCE	VEHICLE
15	Billy PERKINS	1	8	15.79 miles	Yamaha TZR250

BMCRC - MRO Championships 2020 - Rnd 3 @ Donington Park National

DFDS Yamaha Past Masters

RACE 20 - STATISTICS

CLASS : R

3 Starters

Fastest Lap History

NO	NAME	LAP TIME	TIME OF DAY	LAP	VEHICLE
26	Damian LEE	1:27.799	09:22:13.026	2	Yamaha TZR250
26	Damian LEE	1:27.690	09:28:05.044	6	Yamaha TZR250
26	Damian LEE	1:27.173	09:31:00.539	8	Yamaha TZR250

Leader History

NO	NAME	FROM LAP	LAPS LED	DISTANCE	VEHICLE
26	Damian LEE	1	8	15.79 miles	Yamaha TZR250

BMCRC - MRO Championships 2020 - Rnd 3 @ Donington Park National
DFDS Yamaha Past Masters
RACE 10 - GRID (8 Laps)

ROW 12	36	88	Ian O'FLAHERTY	35	70	Andrew BURSCOUGH	34	59	Neil HESMAN		
ROW 11		33	99	Paul FIRTH	32	51	Richard HOLDSWORTH	31	17	Dan MILES	
ROW 10	30	22	Rik BALLERINI	29	27	Richard HAYWARD	28	41	Paul BOWLING	1:37.665	
ROW 9		27	73	Colvin TURNER	26	42	Martin PEARSON	25	67	Mark BAILEY	1:36.674 1:35.303 1:34.862
ROW 8	24	33	Kieran LEWIS	23	87	Denise BUTTON	22	53	Alan COATES	1:32.272 1:31.361 1:29.571	
ROW 7		21	69	Mark ELLERAY	20	100	John HAMILTON	19	46	Kevin MARSHALL	1:29.137 1:28.713 1:27.758
ROW 6	18	75	Steve HIGERTY	17	26	Damian LEE	16	72	Chris THAY	1:27.616 1:27.173 1:25.962	
ROW 5		15	60	Daniel GOUGH	14	228	Clive EMERSON	13	18	Marc PRENTICE	1:25.869 1:25.541 1:24.811
ROW 4	12	83	Paul GODBOLD	11	92	Derek CRIPPS	10	57	Geoff MOOK	1:24.641 1:24.589 1:21.401	
ROW 3		9	7	Peter MOORE	8	15	Billy PERKINS	7	74	Paul WHITBY	1:21.397 1:21.320 1:21.217
ROW 2	6	3	Alan COOPER	5	11	Andrew BOWN	4	0	Paul TOLAND	1:21.043 1:20.940 1:20.094	
ROW 1		3	81	Scott GRANT	2	24	Scott CARSON	1	19	Peter BRANTON	1:19.839 1:19.449 1:19.082

Pole

Donington Park National
Circuit Length = 1.9790 miles

These results are provisional until the conclusion of any judicial and technical matters.

Clerk Of Course :	Steward :	Timekeeper :
-------------------	-----------	--------------

Results can be found at www.tsl-timing.com

Printed - 09:37 Sunday, 06 September 2020



BMCRC - MRO Championships 2020 - Rnd 3 @ Donington Park National

DFDS Yamaha Past Masters

RACE 10 - CLASSIFICATION

POS	NO	CL	PIC NAME	ENTRY	LAPS	TIME	GAP	DIFF	MPH	BEST	ON
1	19		Peter BRANTON	Yamaha TZR250 - Exactweld Racing	8	10:42.124			88.55	1:19.387	7
2	81		Scott GRANT	Yamaha TZR250 - Avbase Flight Group	8	10:43.157	1.033	1.033	88.40	1:19.143	3
3	24		Scott CARSON	Yamaha TZR250 - B Grays Powerbiking,All Eng. Di	8	10:43.420	1.296	0.263	88.37	1:19.378	3
4	0		Paul TOLAND	Yamaha TZR250 -	8	10:50.016	7.892	6.596	87.47	1:20.414	2
5	11		Andrew BOWN	Yamaha TZR250 -	8	10:51.104	8.980	1.088	87.32	1:20.097	2
6	57		Geoff MOOK	Yamaha TZR250 -	8	10:54.638	12.514	3.534	86.85	1:20.325	2
7	15	C	Billy PERKINS	Yamaha TZR250 - T.w fuggle & son / Windsor food	8	11:05.756	23.632	11.118	85.40	1:22.087	6
8	7		Peter MOORE	Yamaha TZR250 - Station Garage , Isle of Man	8	11:10.580	28.456	4.824	84.79	1:20.853	2
9	74		Paul WHITBY	Yamaha TZR250 - Greybridge Ltd	8	11:15.503	33.379	4.923	84.17	1:21.468	2
10	70		Andrew BURSCOUGH	Yamaha YPVS 350 - Apollo/Merlin/Abbey/Martitaniu	8	11:25.920	43.796	10.417	82.89	1:24.091	8
11	18		Marc PRENTICE	Yamaha TZR250 - Hard graft ??	8	11:26.179	44.055	0.259	82.86	1:24.883	6
12	83	C	Paul GODBOLD	Yamaha TZR250 - Hill farm tree services	8	11:27.931	45.807	1.752	82.65	1:24.603	7
13	92		Derek CRIPPS	Yamaha TZR250 - Kelly Cripps	8	11:28.104	45.980	0.173	82.63	1:24.539	2
14	228		Clive EMERSON	Yamaha RD350YPVS -	8	11:39.141	57.017	11.037	81.32	1:25.737	5
15	72	C	Chris THAY	Yamaha TZR250 - Scell-it uk	8	11:40.937	58.813	1.796	81.12	1:26.063	5
16	75		Steve HIGERTY	Yamaha TZR250 - Wave Racing Developments	8	11:41.516	59.392	0.579	81.05	1:25.786	5
17	26	R	Damian LEE	Yamaha TZR250 - Leed Autos	8	11:41.785	59.661	0.269	81.02	1:25.968	5
18	60	C	Daniel GOUGH	Yamaha TZR250 - G Force Motorcycles	8	11:42.289	1:00.165	0.504	80.96	1:26.193	5
19	46		Kevin MARSHALL	Yamaha TZR250 -	8	12:02.422	1:20.298	20.133	78.70	1:28.165	3
20	51		Richard HOLDSWORTH	Yamaha TZR250 2MA - tintwise.com	8	12:05.818	1:23.694	3.396	78.34	1:28.191	2
21	22		Rik BALLERINI	Yamaha TZR 250 - SCLS LTD, GECKO RACING, L	8	12:09.010	1:26.886	3.192	77.99	1:23.798	7
22	53		Alan COATES	Yamaha TZR250 - Clarendon Motorcycles Hull	8	12:09.520	1:27.396	0.510	77.94	1:29.136	8
23	17	R	Dan MILES	Yamaha TZR250 -	7	10:42.397	1 Lap	1 Lap	77.42	1:29.567	6
24	350	C	Liam BURSCOUGH	Yamaha - Cwtch Haus Design	7	10:43.067	1 Lap	0.670	77.34	1:29.443	7
25	100	R	John HAMILTON	Yamaha TZR250 - www.ypmrc.co.uk	7	10:44.588	1 Lap	1.521	77.15	1:29.690	7
26	87		Denise BUTTON	Yamaha TZR250 -	7	10:54.755	1 Lap	10.167	75.96	1:29.755	7
27	67	C	Mark BAILEY	Yamaha TZR250 - Gforce motorcycles	7	10:58.131	1 Lap	3.376	75.57	1:32.269	6
28	42	C	Martin PEARSON	Yamaha TZR250 - Viking Inspection	7	11:13.804	1 Lap	15.673	73.81	1:34.178	4
29	99		Paul FIRTH	Yamaha TZR250 2MA -	7	11:14.743	1 Lap	0.939	73.71	1:33.487	5
30	33	C	Kieran LEWIS	Yamaha TZR250 - Controls For Doors Ltd/ G Force	7	11:28.192	1 Lap	13.449	72.27	1:35.451	7
31	73	R	Colvin TURNER	Yamaha TZR250 -	7	11:31.325	1 Lap	3.133	71.94	1:35.722	6
32	41	C	Paul BOWLING	Yamaha TDR -	7	11:32.233	1 Lap	0.908	71.84	1:36.086	6

NOT CLASSIFIED

DNF	69	C	Mark ELLERAY	Yamaha TZR250 - Abbot Solutions Ltd	6	9:22.175	2 Laps	1 Lap	75.79	1:30.374	3
DNF	3		Alan COOPER	Yamaha TZR250 - twistgrip motorcycles	3	4:10.196	5 Laps	3 Laps	84.88	1:21.425	3

FASTEST LAP

	81		Scott GRANT	Yamaha TZR250 - Avbase Flight Group	3	1:19.143			90.02 mph	144.87 kph
	15	C	Billy PERKINS	Yamaha TZR250 - T.w fuggle & son / Windsor food	6	1:22.087			86.79 mph	139.68 kph
	26	R	Damian LEE	Yamaha TZR250 - Leed Autos	5	1:25.968			82.87 mph	133.37 kph

Class - 92.5% of Race Speed = 81.90 mph
 Class C - 92.5% of Race Speed = 78.99 mph
 Class R - 92.5% of Race Speed = 74.94 mph

Donington Park National
 Circuit Length = 1.9790 miles
 Start: 12:46 Flag 12:56 End: 12:58

Weather / Track : Cloudy / Dry

These results are provisional until the conclusion of any judicial and technical matters.

Clerk Of Course :	Steward :	Timekeeper :
-------------------	-----------	--------------

Results can be found at www.tsl-timing.com

Printed - 12:58 Sunday, 06 September 2020



BMCRC - MRO Championships 2020 - Rnd 3 @ Donington Park National

DFDS Yamaha Past Masters

RACE 10 - LAP CHART

LAP 1 @ 12:47:35.039

NO	BEHIND	LAP TIME
19		1:23.457
24	0.169	1:23.626
0	0.659	1:24.116
81	0.814	1:24.271
11	1.348	1:24.805
7	1.727	1:25.184
57	2.865	1:26.322
74	3.241	1:26.698
15	3.419	1:26.876
3	3.648	1:27.105
18	5.314	1:28.771
83	6.166	1:29.623
92	7.443	1:30.900
70	8.176	1:31.633
228	8.603	1:32.060
60	9.087	1:32.544
75	9.319	1:32.776
72	9.832	1:33.289
26	10.583	1:34.040
46	11.802	1:35.259
51	13.792	1:37.249
53	14.419	1:37.876
69	15.526	1:38.983
100	15.575	1:39.032
350	16.781	1:40.238
87	17.325	1:40.782
17	17.455	1:40.912
67	17.630	1:41.087
73	19.075	1:42.532
42	19.632	1:43.089
99	21.035	1:44.492
41	21.438	1:44.895
33	21.804	1:45.261
22	49.137	2:12.594

LAP 2 @ 12:48:54.739

NO	BEHIND	LAP TIME
19		1:19.700
24	0.658	1:20.189
81	1.076	1:19.962
0	1.373	1:20.414
11	1.745	1:20.097
7	2.880	1:20.853
57	3.490	1:20.325
74	5.009	1:21.468
3	5.614	1:21.666
15	6.529	1:22.810
18	11.237	1:25.623
83	11.865	1:25.399
92	12.282	1:24.539
70	12.593	1:24.117
228	17.215	1:28.312
60	17.800	1:28.413
72	17.961	1:27.829
26	18.337	1:27.454
75	18.626	1:29.007
46	20.505	1:28.403
51	22.283	1:28.191
53	26.018	1:31.299
69	26.210	1:30.384
350	27.315	1:30.234
100	28.811	1:32.936

17	28.942	1:31.187
87	29.508	1:31.883
67	30.488	1:32.558
42	35.471	1:35.539
99	36.797	1:35.462
73	37.953	1:38.578
33	39.325	1:37.221
41	40.049	1:38.311
22	54.098	1:24.661

LAP 3 @ 12:50:14.601

NO	BEHIND	LAP TIME
19		1:19.862
24	0.174	1:19.378
81	0.357	1:19.143
0	1.926	1:20.415
11	2.043	1:20.160
7	4.377	1:21.359
57	4.748	1:21.120
3	7.177	1:21.425
15	8.980	1:22.313
74	11.812	1:26.665
70	17.021	1:24.290
18	17.215	1:25.840
83	17.684	1:25.681
92	18.002	1:25.582
228	24.662	1:27.309
72	24.893	1:26.794
60	25.778	1:27.840
26	25.935	1:27.460
75	26.407	1:27.643
46	28.808	1:28.165
51	31.600	1:29.179
69	36.722	1:30.374
53	36.869	1:30.713
350	37.816	1:30.363
17	39.586	1:30.506
100	40.062	1:31.113
87	42.690	1:33.044
67	43.102	1:32.476
42	50.047	1:34.438
99	52.093	1:35.158
73	56.913	1:38.822
33	57.570	1:38.107
22	58.277	1:24.041
41	58.330	1:38.143

LAP 4 @ 12:51:34.342

NO	BEHIND	LAP TIME
19		1:19.741
24	0.297	1:19.864
81	0.335	1:19.719
11	3.249	1:20.947
0	4.116	1:21.931
57	6.473	1:21.466
7	6.493	1:21.857
15	11.488	1:22.249
74	16.429	1:24.358
70	22.265	1:24.985
18	23.137	1:25.663
83	24.100	1:26.157
92	24.352	1:26.091
228	31.093	1:26.172
72	31.388	1:26.236

60	32.393	1:26.356
26	32.597	1:26.403
75	33.310	1:26.644
46	37.725	1:28.658
51	42.225	1:30.366
53	47.830	1:30.702
69	48.292	1:31.311
350	48.771	1:30.696
17	50.840	1:30.995
100	50.931	1:30.610
87	56.540	1:33.591
67	57.378	1:34.017
42	1:04.484	1:34.178
22	1:04.685	1:26.149
99	1:07.795	1:35.443
33	1:17.472	1:39.643
73	1:17.907	1:40.735
41	1:18.026	1:39.437

LAP 5 @ 12:52:54.139

NO	BEHIND	LAP TIME
19		1:19.797
24	0.243	1:19.743
81	0.511	1:19.973
11	4.023	1:20.571
0	5.061	1:20.742
57	7.543	1:20.867
7	8.715	1:22.019
15	14.502	1:22.811
74	20.248	1:23.616
70	28.094	1:25.626
18	28.298	1:24.958
92	29.719	1:25.164
83	30.357	1:26.054
228	37.033	1:25.737
72	37.654	1:26.063
26	38.768	1:25.968
60	38.789	1:26.193
75	39.299	1:25.786
46	47.192	1:29.264
51	53.027	1:30.599
53	58.289	1:30.256
69	59.548	1:31.053
350	59.694	1:30.720
17	1:00.662	1:29.619
100	1:02.112	1:30.978
67	1:10.323	1:32.742
87	1:10.960	1:34.217
22	1:11.052	1:26.164
42	1:20.434	1:35.747

LAP 6 @ 12:54:14.895

NO	BEHIND	LAP TIME
19		1:20.756
24	0.410	1:20.923
81	0.627	1:20.872
99	1 Lap	1:33.487
0	5.154	1:20.849
11	5.500	1:22.233
57	8.676	1:21.889
33	1 Lap	1:36.436
41	1 Lap	1:37.367
7	15.571	1:27.612
15	15.833	1:22.087

73	1 Lap	1:38.584
74	23.387	1:23.895
18	32.425	1:24.883
70	33.200	1:25.862
92	33.650	1:24.687
83	34.709	1:25.108
228	42.604	1:26.327
72	43.967	1:27.069
60	44.686	1:26.653
26	44.785	1:26.773
75	45.389	1:26.846
46	55.904	1:29.468
51	1:02.723	1:30.452
53	1:06.965	1:29.432
17	1:09.473	1:29.567
350	1:10.311	1:31.373
100	1:11.585	1:30.229
22	1:14.483	1:24.187
69	1:18.862	1:40.070 P

LAP 7 @ 12:55:34.282

NO	BEHIND	LAP TIME
19		1:19.387
24	0.666	1:19.643
81	0.689	1:19.449
87	1 Lap	1:31.483
67	1 Lap	1:32.269
0	6.346	1:20.579
11	7.206	1:21.093
57	10.562	1:21.273
42	1 Lap	1:36.186
99	1 Lap	1:35.652
15	19.284	1:22.838
7	21.361	1:25.177
74	28.785	1:24.785
33	1 Lap	1:36.073
41	1 Lap	1:36.086
73	1 Lap	1:35.722
18	38.431	1:25.393
70	39.129	1:25.316
83	39.925	1:24.603
92	40.413	1:26.150
228	49.720	1:26.503
72	51.040	1:26.460
75	51.916	1:25.914
26	52.171	1:26.773
60	52.423	1:27.124
46	1:06.460	1:29.943
51	1:13.792	1:30.456
53	1:17.684	1:30.106
22	1:18.894	1:23.798

LAP 8 @ 12:56:53.706

NO	BEHIND	LAP TIME
19		1:19.424
17	1 Lap	1:29.611
350	1 Lap	1:29.443
81	1.033	1:19.768
24	1.296	1:20.054
100	1 Lap	1:29.690
0	7.892	1:20.970
11	8.980	1:21.198
57	12.514	1:21.376
87	1 Lap	1:29.755

Donington Park National
 Circuit Length = 1.9790 miles
 Start: 12:46 Flag 12:56 End: 12:58

Weather / Track : Cloudy / Dry

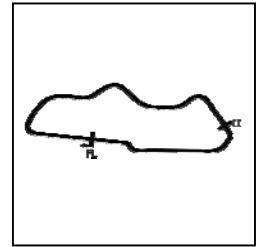
Results can be found at www.tsl-timing.com

Printed - 12:59 Sunday, 06 September 2020

BMCRC - MRO Championships 2020 - Rnd 3 @ Donington Park National

DFDS Yamaha Past Masters

RACE 10 - SECTOR ANALYSIS



SECTOR 1 = FL to I1, SECTOR 2 = I1 to FL, DIFF = Difference To Personal Best Lap, P = Crossed Finish Line in Pit Lane, D = Time Disallowed

P1 19		Peter BRANTON		Yamaha TZR250 - Exactweld Racing			
IDEAL LAP TIME : 1:18.820		BEST LAP TIME : 1:19.387		DIFFERENCE : 0.567			
LAP	SECTOR 1	SECTOR 2	LAP TIME	MPH	DIFF	TIME OF DAY	
1 -		28.540	1:23.457	85.36	4.070	12:47:35.039	
2 -	51.480	28.220	1:19.700 (3)	89.39	0.313	12:48:54.739	
3 -	51.301	28.561	1:19.862	89.21	0.475	12:50:14.601	
4 -	51.720	28.021	1:19.741	89.34	0.354	12:51:34.342	
5 -	51.693	28.104	1:19.797	89.28	0.410	12:52:54.139	
6 -	51.927	28.829	1:20.756	88.22	1.369	12:54:14.895	
7 -	51.475	27.912	1:19.387 (1)	89.74		12:55:34.282	
8 -	50.908	28.516	1:19.424 (2)	89.70	0.037	12:56:53.706	

P2 81		Scott GRANT		Yamaha TZR250 - Avbase Flight Group			
IDEAL LAP TIME : 1:18.894		BEST LAP TIME : 1:19.143		DIFFERENCE : 0.249			
LAP	SECTOR 1	SECTOR 2	LAP TIME	MPH	DIFF	TIME OF DAY	
1 -		28.469	1:24.271	84.54	5.128	12:47:35.853	
2 -	51.216	28.746	1:19.962	89.10	0.819	12:48:55.815	
3 -	50.934	28.209	1:19.143 (1)	90.02		12:50:14.958	
4 -	51.759	27.960	1:19.719 (3)	89.37	0.576	12:51:34.677	
5 -	51.530	28.443	1:19.973	89.08	0.830	12:52:54.650	
6 -	52.630	28.242	1:20.872	88.09	1.729	12:54:15.522	
7 -	51.169	28.280	1:19.449 (2)	89.67	0.306	12:55:34.971	
8 -	51.159	28.609	1:19.768	89.31	0.625	12:56:54.739	

P3 24		Scott CARSON		Yamaha TZR250 - B Grays Powerbiking, All Eng. Diamond Drillir			
IDEAL LAP TIME : 1:19.217		BEST LAP TIME : 1:19.378		DIFFERENCE : 0.161			
LAP	SECTOR 1	SECTOR 2	LAP TIME	MPH	DIFF	TIME OF DAY	
1 -		28.746	1:23.626	85.19	4.248	12:47:35.208	
2 -	51.949	28.240	1:20.189	88.84	0.811	12:48:55.397	
3 -	51.129	28.249	1:19.378 (1)	89.75		12:50:14.775	
4 -	51.728	28.136	1:19.864	89.20	0.486	12:51:34.639	
5 -	51.108	28.635	1:19.743 (3)	89.34	0.365	12:52:54.382	
6 -	52.595	28.328	1:20.923	88.04	1.545	12:54:15.305	
7 -	51.081	28.562	1:19.643 (2)	89.45	0.265	12:55:34.948	
8 -	51.426	28.628	1:20.054	88.99	0.676	12:56:55.002	

P4 0		Paul TOLAND		Yamaha TZR250 -			
IDEAL LAP TIME : 1:20.161		BEST LAP TIME : 1:20.414		DIFFERENCE : 0.253			
LAP	SECTOR 1	SECTOR 2	LAP TIME	MPH	DIFF	TIME OF DAY	
1 -		28.435	1:24.116	84.70	3.702	12:47:35.698	
2 -	51.944	28.470	1:20.414 (1)	88.59		12:48:56.112	
3 -	51.728	28.687	1:20.415 (2)	88.59	0.001	12:50:16.527	
4 -	52.397	29.534	1:21.931	86.95	1.517	12:51:38.458	
5 -	51.990	28.752	1:20.742	88.23	0.328	12:52:59.200	
6 -	52.416	28.433	1:20.849	88.12	0.435	12:54:20.049	
7 -	52.067	28.512	1:20.579 (3)	88.41	0.165	12:55:40.628	
8 -	52.214	28.756	1:20.970	87.99	0.556	12:57:01.598	

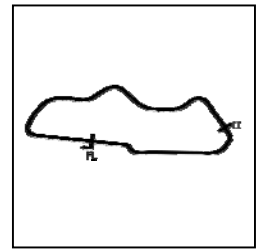
Weather / Track : Cloudy / Dry

Donington Park National
 Circuit Length = 1.9790 miles
 Start: 12:46 Flag 12:56 End: 12:58

BMCRC - MRO Championships 2020 - Rnd 3 @ Donington Park National

DFDS Yamaha Past Masters

RACE 10 - SECTOR ANALYSIS



SECTOR 1 = FL to I1, SECTOR 2 = I1 to FL, DIFF = Difference To Personal Best Lap, P = Crossed Finish Line in Pit Lane, D = Time Disallowed

P5 11		Andrew BOWN		Yamaha TZR250 -		
IDEAL LAP TIME : 1:20.036		BEST LAP TIME : 1:20.097		DIFFERENCE : 0.061		
LAP	SECTOR 1	SECTOR 2	LAP TIME	MPH	DIFF	TIME OF DAY
1 -		28.580	1:24.805	84.01	4.708	12:47:36.387
2 -	51.646	28.451	1:20.097 (1)	88.95		12:48:56.484
3 -	51.585	28.575	1:20.160 (2)	88.88	0.063	12:50:16.644
4 -	52.015	28.932	1:20.947	88.01	0.850	12:51:37.591
5 -	51.741	28.830	1:20.571 (3)	88.42	0.474	12:52:58.162
6 -	53.101	29.132	1:22.233	86.63	2.136	12:54:20.395
7 -	52.383	28.710	1:21.093	87.85	0.996	12:55:41.488
8 -	52.454	28.744	1:21.198	87.74	1.101	12:57:02.686

P6 57		Geoff MOOK		Yamaha TZR250 -		
IDEAL LAP TIME : 1:20.325		BEST LAP TIME : 1:20.325		DIFFERENCE : 0.000		
LAP	SECTOR 1	SECTOR 2	LAP TIME	MPH	DIFF	TIME OF DAY
1 -		29.198	1:26.322	82.53	5.997	12:47:37.904
2 -	51.601	28.724	1:20.325 (1)	88.69		12:48:58.229
3 -	52.232	28.888	1:21.120 (3)	87.82	0.795	12:50:19.349
4 -	52.667	28.799	1:21.466	87.45	1.141	12:51:40.815
5 -	52.023	28.844	1:20.867 (2)	88.10	0.542	12:53:01.682
6 -	53.022	28.867	1:21.889	87.00	1.564	12:54:23.571
7 -	52.438	28.835	1:21.273	87.66	0.948	12:55:44.844
8 -	52.181	29.195	1:21.376	87.55	1.051	12:57:06.220

P7 15 C		Billy PERKINS		Yamaha TZR250 - T.w fuggle & son / Windsor food machinery		
IDEAL LAP TIME : 1:21.994		BEST LAP TIME : 1:22.087		DIFFERENCE : 0.093		
LAP	SECTOR 1	SECTOR 2	LAP TIME	MPH	DIFF	TIME OF DAY
1 -		29.899	1:26.876	82.00	4.789	12:47:38.458
2 -	53.469	29.341	1:22.810	86.03	0.723	12:49:01.268
3 -	53.098	29.215	1:22.313 (3)	86.55	0.226	12:50:23.581
4 -	52.898	29.351	1:22.249 (2)	86.62	0.162	12:51:45.830
5 -	53.423	29.388	1:22.811	86.03	0.724	12:53:08.641
6 -	52.991	29.096	1:22.087 (1)	86.79		12:54:30.728
7 -	53.541	29.297	1:22.838	86.00	0.751	12:55:53.566
8 -	54.388	29.384	1:23.772	85.04	1.685	12:57:17.338

P8 7		Peter MOORE		Yamaha TZR250 - Station Garage , Isle of Man		
IDEAL LAP TIME : 1:20.543		BEST LAP TIME : 1:20.853		DIFFERENCE : 0.310		
LAP	SECTOR 1	SECTOR 2	LAP TIME	MPH	DIFF	TIME OF DAY
1 -		28.603	1:25.184	83.63	4.331	12:47:36.766
2 -	51.940	28.913	1:20.853 (1)	88.11		12:48:57.619
3 -	52.333	29.026	1:21.359 (2)	87.57	0.506	12:50:18.978
4 -	52.773	29.084	1:21.857 (3)	87.03	1.004	12:51:40.835
5 -	52.756	29.263	1:22.019	86.86	1.166	12:53:02.854
6 -	56.712	30.900	1:27.612	81.32	6.759	12:54:30.466
7 -	55.123	30.054	1:25.177	83.64	4.324	12:55:55.643
8 -	55.381	31.138	1:26.519	82.34	5.666	12:57:22.162

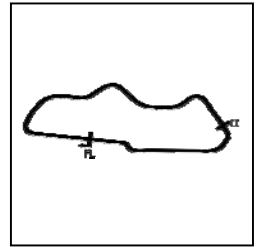
Weather / Track : Cloudy / Dry

Donington Park National
 Circuit Length = 1.9790 miles
 Start: 12:46 Flag 12:56 End: 12:58

BMCRC - MRO Championships 2020 - Rnd 3 @ Donington Park National

DFDS Yamaha Past Masters

RACE 10 - SECTOR ANALYSIS



SECTOR 1 = FL to I1, SECTOR 2 = I1 to FL, DIFF = Difference To Personal Best Lap, P = Crossed Finish Line in Pit Lane, D = Time Disallowed

P9 74 Paul WHITBY		Yamaha TZR250 - Greybridge Ltd				
IDEAL LAP TIME : 1:21.468		BEST LAP TIME : 1:21.468		DIFFERENCE : 0.000		
LAP	SECTOR 1	SECTOR 2	LAP TIME	MPH	DIFF	TIME OF DAY
1 -		29.228	1:26.698	82.17	5.230	12:47:38.280
2 -	52.429	29.039	1:21.468 (1)	87.45		12:48:59.748
3 -	56.609	30.056	1:26.665	82.20	5.197	12:50:26.413
4 -	54.138	30.220	1:24.358	84.45	2.890	12:51:50.771
5 -	54.007	29.609	1:23.616 (2)	85.20	2.148	12:53:14.387
6 -	54.090	29.805	1:23.895 (3)	84.92	2.427	12:54:38.282
7 -	54.500	30.285	1:24.785	84.03	3.317	12:56:03.067
8 -	54.195	29.823	1:24.018	84.79	2.550	12:57:27.085

P10 70 Andrew BURSCOUGH		Yamaha YPVS 350 - Apollo/Merlin/Abbey/Martitanium				
IDEAL LAP TIME : 1:23.770		BEST LAP TIME : 1:24.091		DIFFERENCE : 0.321		
LAP	SECTOR 1	SECTOR 2	LAP TIME	MPH	DIFF	TIME OF DAY
1 -		29.690	1:31.633	77.75	7.542	12:47:43.215
2 -	54.424	29.693	1:24.117 (2)	84.69	0.026	12:49:07.332
3 -	54.878	29.412	1:24.290 (3)	84.52	0.199	12:50:31.622
4 -	54.740	30.245	1:24.985	83.83	0.894	12:51:56.607
5 -	55.384	30.242	1:25.626	83.20	1.535	12:53:22.233
6 -	55.647	30.215	1:25.862	82.97	1.771	12:54:48.095
7 -	55.438	29.878	1:25.316	83.50	1.225	12:56:13.411
8 -	54.745	29.346	1:24.091 (1)	84.72		12:57:37.502

P11 18 Marc PRENTICE		Yamaha TZR250 - Hard graft ??				
IDEAL LAP TIME : 1:24.410		BEST LAP TIME : 1:24.883		DIFFERENCE : 0.473		
LAP	SECTOR 1	SECTOR 2	LAP TIME	MPH	DIFF	TIME OF DAY
1 -		29.723	1:28.771	80.25	3.888	12:47:40.353
2 -	55.370	30.253	1:25.623	83.20	0.740	12:49:05.976
3 -	55.438	30.402	1:25.840	82.99	0.957	12:50:31.816
4 -	55.390	30.273	1:25.663	83.17	0.780	12:51:57.479
5 -	54.953	30.005	1:24.958 (2)	83.86	0.075	12:53:22.437
6 -	54.687	30.196	1:24.883 (1)	83.93		12:54:47.320
7 -	55.327	30.066	1:25.393	83.43	0.510	12:56:12.713
8 -	55.176	29.872	1:25.048 (3)	83.77	0.165	12:57:37.761

P12 83 C Paul GODBOLD		Yamaha TZR250 - Hill farm tree services				
IDEAL LAP TIME : 1:24.521		BEST LAP TIME : 1:24.603		DIFFERENCE : 0.082		
LAP	SECTOR 1	SECTOR 2	LAP TIME	MPH	DIFF	TIME OF DAY
1 -		29.984	1:29.623	79.49	5.020	12:47:41.205
2 -	55.034	30.365	1:25.399	83.42	0.796	12:49:06.604
3 -	55.370	30.311	1:25.681	83.15	1.078	12:50:32.285
4 -	55.838	30.319	1:26.157	82.69	1.554	12:51:58.442
5 -	55.739	30.315	1:26.054	82.79	1.451	12:53:24.496
6 -	55.018	30.090	1:25.108 (2)	83.71	0.505	12:54:49.604
7 -	54.537	30.066	1:24.603 (1)	84.21		12:56:14.207
8 -	54.841	30.465	1:25.306 (3)	83.51	0.703	12:57:39.513

Weather / Track : Cloudy / Dry

Donington Park National
 Circuit Length = 1.9790 miles
 Start: 12:46 Flag 12:56 End: 12:58

BMCRC - MRO Championships 2020 - Rnd 3 @ Donington Park National

DFDS Yamaha Past Masters

RACE 10 - SECTOR ANALYSIS



SECTOR 1 = FL to I1, SECTOR 2 = I1 to FL, DIFF = Difference To Personal Best Lap, P = Crossed Finish Line in Pit Lane, D = Time Disallowed

P13 92		Derek CRIPPS		Yamaha TZR250 - Kelly Cripps		
IDEAL LAP TIME : 1:24.443		BEST LAP TIME : 1:24.539		DIFFERENCE : 0.096		
LAP	SECTOR 1	SECTOR 2	LAP TIME	MPH	DIFF	TIME OF DAY
1 -		30.332	1:30.900	78.37	6.361	12:47:42.482
2 -	54.512	30.027	1:24.539 (1)	84.27		12:49:07.021
3 -	55.531	30.051	1:25.582	83.24	1.043	12:50:32.603
4 -	55.348	30.743	1:26.091	82.75	1.552	12:51:58.694
5 -	55.233	29.931	1:25.164	83.65	0.625	12:53:23.858
6 -	54.677	30.010	1:24.687 (2)	84.12	0.148	12:54:48.545
7 -	55.360	30.790	1:26.150	82.70	1.611	12:56:14.695
8 -	54.634	30.357	1:24.991 (3)	83.82	0.452	12:57:39.686

P14 228		Clive EMERSON		Yamaha RD350YPVS -		
IDEAL LAP TIME : 1:25.737		BEST LAP TIME : 1:25.737		DIFFERENCE : 0.000		
LAP	SECTOR 1	SECTOR 2	LAP TIME	MPH	DIFF	TIME OF DAY
1 -		30.713	1:32.060	77.39	6.323	12:47:43.642
2 -	57.745	30.567	1:28.312	80.67	2.575	12:49:11.954
3 -	56.823	30.486	1:27.309	81.60	1.572	12:50:39.263
4 -	55.961	30.211	1:26.172 (2)	82.67	0.435	12:52:05.435
5 -	55.844	29.893	1:25.737 (1)	83.09		12:53:31.172
6 -	56.224	30.103	1:26.327 (3)	82.53	0.590	12:54:57.499
7 -	56.230	30.273	1:26.503	82.36	0.766	12:56:24.002
8 -	56.484	30.237	1:26.721	82.15	0.984	12:57:50.723

P15 72 C		Chris THAY		Yamaha TZR250 - Scell-it uk		
IDEAL LAP TIME : 1:25.938		BEST LAP TIME : 1:26.063		DIFFERENCE : 0.125		
LAP	SECTOR 1	SECTOR 2	LAP TIME	MPH	DIFF	TIME OF DAY
1 -		30.470	1:33.289	76.37	7.226	12:47:44.871
2 -	57.251	30.578	1:27.829	81.11	1.766	12:49:12.700
3 -	56.531	30.263	1:26.794	82.08	0.731	12:50:39.494
4 -	56.112	30.124	1:26.236 (2)	82.61	0.173	12:52:05.730
5 -	55.814	30.249	1:26.063 (1)	82.78		12:53:31.793
6 -	56.400	30.669	1:27.069	81.82	1.006	12:54:58.862
7 -	56.059	30.401	1:26.460 (3)	82.40	0.397	12:56:25.322
8 -	56.804	30.393	1:27.197	81.70	1.134	12:57:52.519

P16 75		Steve HIGERTY		Yamaha TZR250 - Wave Racing Developments		
IDEAL LAP TIME : 1:25.775		BEST LAP TIME : 1:25.786		DIFFERENCE : 0.011		
LAP	SECTOR 1	SECTOR 2	LAP TIME	MPH	DIFF	TIME OF DAY
1 -		30.317	1:32.776	76.79	6.990	12:47:44.358
2 -	57.539	31.468	1:29.007	80.04	3.221	12:49:13.365
3 -	56.825	30.818	1:27.643	81.29	1.857	12:50:41.008
4 -	56.062	30.582	1:26.644 (3)	82.22	0.858	12:52:07.652
5 -	55.504	30.282	1:25.786 (1)	83.05		12:53:33.438
6 -	56.031	30.815	1:26.846	82.03	1.060	12:55:00.284
7 -	55.643	30.271	1:25.914 (2)	82.92	0.128	12:56:26.198
8 -	56.158	30.742	1:26.900	81.98	1.114	12:57:53.098

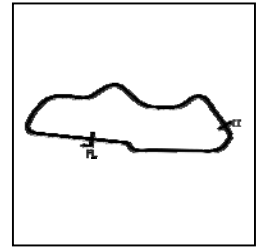
Weather / Track : Cloudy / Dry

Donington Park National
Circuit Length = 1.9790 miles
Start: 12:46 Flag 12:56 End: 12:58

BMCRC - MRO Championships 2020 - Rnd 3 @ Donington Park National

DFDS Yamaha Past Masters

RACE 10 - SECTOR ANALYSIS



SECTOR 1 = FL to I1, SECTOR 2 = I1 to FL, DIFF = Difference To Personal Best Lap, P = Crossed Finish Line in Pit Lane, D = Time Disallowed

P17	26 R	Damian LEE	Yamaha TZR250 - Leed Autos			
IDEAL LAP TIME : 1:25.878		BEST LAP TIME : 1:25.968	DIFFERENCE : 0.090			

LAP	SECTOR 1	SECTOR 2	LAP TIME	MPH	DIFF	TIME OF DAY
1 -		30.917	1:34.040	75.76	8.072	12:47:45.622
2 -	56.258	31.196	1:27.454	81.46	1.486	12:49:13.076
3 -	56.471	30.989	1:27.460	81.46	1.492	12:50:40.536
4 -	56.079	30.324	1:26.403 (2)	82.45	0.435	12:52:06.939
5 -	55.582	30.386	1:25.968 (1)	82.87		12:53:32.907
6 -	55.745	31.028	1:26.773 (3)	82.10	0.805	12:54:59.680
7 -	55.554	31.219	1:26.773 (3)	82.10	0.805	12:56:26.453
8 -	56.005	30.909	1:26.914	81.97	0.946	12:57:53.367

P18	60 C	Daniel GOUGH	Yamaha TZR250 - G Force Motorcycles			
IDEAL LAP TIME : 1:25.970		BEST LAP TIME : 1:26.193	DIFFERENCE : 0.223			

LAP	SECTOR 1	SECTOR 2	LAP TIME	MPH	DIFF	TIME OF DAY
1 -		30.825	1:32.544	76.98	6.351	12:47:44.126
2 -	57.525	30.888	1:28.413	80.58	2.220	12:49:12.539
3 -	57.302	30.538	1:27.840	81.10	1.647	12:50:40.379
4 -	55.970	30.386	1:26.356 (2)	82.50	0.163	12:52:06.735
5 -	55.584	30.609	1:26.193 (1)	82.65		12:53:32.928
6 -	56.033	30.620	1:26.653 (3)	82.22	0.460	12:54:59.581
7 -	55.688	31.436	1:27.124	81.77	0.931	12:56:26.705
8 -	56.022	31.144	1:27.166	81.73	0.973	12:57:53.871

P19	46	Kevin MARSHALL	Yamaha TZR250 -			
IDEAL LAP TIME : 1:28.165		BEST LAP TIME : 1:28.165	DIFFERENCE : 0.000			

LAP	SECTOR 1	SECTOR 2	LAP TIME	MPH	DIFF	TIME OF DAY
1 -		31.390	1:35.259	74.79	7.094	12:47:46.841
2 -	57.094	31.309	1:28.403 (2)	80.59	0.238	12:49:15.244
3 -	56.939	31.226	1:28.165 (1)	80.81		12:50:43.409
4 -	57.275	31.383	1:28.658 (3)	80.36	0.493	12:52:12.067
5 -	57.475	31.789	1:29.264	79.81	1.099	12:53:41.331
6 -	57.393	32.075	1:29.468	79.63	1.303	12:55:10.799
7 -	57.899	32.044	1:29.943	79.21	1.778	12:56:40.742
8 -	59.963	33.299	1:33.262	76.39	5.097	12:58:14.004

P20	51	Richard HOLDSWORTH	Yamaha TZR250 2MA - tintwise.com			
IDEAL LAP TIME : 1:28.110		BEST LAP TIME : 1:28.191	DIFFERENCE : 0.081			

LAP	SECTOR 1	SECTOR 2	LAP TIME	MPH	DIFF	TIME OF DAY
1 -		31.215	1:37.249	73.26	9.058	12:47:48.831
2 -	56.895	31.296	1:28.191 (1)	80.78		12:49:17.022
3 -	57.547	31.632	1:29.179 (2)	79.89	0.988	12:50:46.201
4 -	58.445	31.921	1:30.366	78.84	2.175	12:52:16.567
5 -	58.093	32.506	1:30.599	78.63	2.408	12:53:47.166
6 -	58.798	31.654	1:30.452	78.76	2.261	12:55:17.618
7 -	58.980	31.476	1:30.456	78.76	2.265	12:56:48.074
8 -	58.086	31.240	1:29.326 (3)	79.76	1.135	12:58:17.400

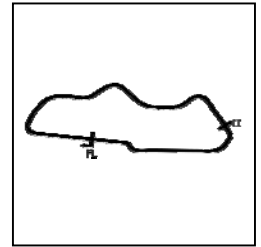
Weather / Track : Cloudy / Dry

Donington Park National
Circuit Length = 1.9790 miles
Start: 12:46 Flag 12:56 End: 12:58

BMCRC - MRO Championships 2020 - Rnd 3 @ Donington Park National

DFDS Yamaha Past Masters

RACE 10 - SECTOR ANALYSIS



SECTOR 1 = FL to I1, SECTOR 2 = I1 to FL, DIFF = Difference To Personal Best Lap, P = Crossed Finish Line in Pit Lane, D = Time Disallowed

P21 22	Rik BALLERINI	Yamaha TZR 250 - SCLS LTD, GECKO RACING, DYMAG, HIG			
IDEAL LAP TIME : 1:23.798	BEST LAP TIME : 1:23.798	DIFFERENCE : 0.000			

LAP	SECTOR 1	SECTOR 2	LAP TIME	MPH	DIFF	TIME OF DAY
1 -		31.143	2:12.594	53.73	48.796	12:48:24.176
2 -	54.462	30.199	1:24.661	84.15	0.863	12:49:48.837
3 -	54.081	29.960	1:24.041 (2)	84.77	0.243	12:51:12.878
4 -	54.800	31.349	1:26.149	82.70	2.351	12:52:39.027
5 -	54.398	31.766	1:26.164	82.68	2.366	12:54:05.191
6 -	54.158	30.029	1:24.187 (3)	84.62	0.389	12:55:29.378
7 -	54.064	29.734	1:23.798 (1)	85.02		12:56:53.176
8 -	56.856	30.560	1:27.416	81.50	3.618	12:58:20.592

P22 53	Alan COATES	Yamaha TZR250 - Clarendon Motorcycles Hull			
IDEAL LAP TIME : 1:29.049	BEST LAP TIME : 1:29.136	DIFFERENCE : 0.087			

LAP	SECTOR 1	SECTOR 2	LAP TIME	MPH	DIFF	TIME OF DAY
1 -		32.445	1:37.876	72.79	8.740	12:47:49.458
2 -	59.005	32.294	1:31.299	78.03	2.163	12:49:20.757
3 -	58.230	32.483	1:30.713	78.54	1.577	12:50:51.470
4 -	58.605	32.097	1:30.702	78.54	1.566	12:52:22.172
5 -	58.109	32.147	1:30.256	78.93	1.120	12:53:52.428
6 -	57.682	31.750	1:29.432 (2)	79.66	0.296	12:55:21.860
7 -	57.889	32.217	1:30.106 (3)	79.06	0.970	12:56:51.966
8 -	57.299	31.837	1:29.136 (1)	79.93		12:58:21.102

P23 17 R	Dan MILES	Yamaha TZR250 -			
IDEAL LAP TIME : 1:29.264	BEST LAP TIME : 1:29.567	DIFFERENCE : 0.303			

LAP	SECTOR 1	SECTOR 2	LAP TIME	MPH	DIFF	TIME OF DAY
1 -		33.434	1:40.912	70.60	11.345	12:47:52.494
2 -	59.135	32.052	1:31.187	78.13	1.620	12:49:23.681
3 -	58.184	32.322	1:30.506	78.72	0.939	12:50:54.187
4 -	58.488	32.507	1:30.995	78.29	1.428	12:52:25.182
5 -	57.855	31.764	1:29.619 (3)	79.49	0.052	12:53:54.801
6 -	57.713	31.854	1:29.567 (1)	79.54		12:55:24.368
7 -	58.060	31.551	1:29.611 (2)	79.50	0.044	12:56:53.979

P24 350 C	Liam BURSCOUGH	Yamaha - Cwtch Haus Design			
IDEAL LAP TIME : 1:29.377	BEST LAP TIME : 1:29.443	DIFFERENCE : 0.066			

LAP	SECTOR 1	SECTOR 2	LAP TIME	MPH	DIFF	TIME OF DAY
1 -		32.769	1:40.238	71.07	10.795	12:47:51.820
2 -	58.258	31.976	1:30.234 (2)	78.95	0.791	12:49:22.054
3 -	58.457	31.906	1:30.363 (3)	78.84	0.920	12:50:52.417
4 -	59.027	31.669	1:30.696	78.55	1.253	12:52:23.113
5 -	59.011	31.709	1:30.720	78.53	1.277	12:53:53.833
6 -	58.702	32.671	1:31.373	77.97	1.930	12:55:25.206
7 -	57.708	31.735	1:29.443 (1)	79.65		12:56:54.649

P25 100 R	John HAMILTON	Yamaha TZR250 - www.ypmrc.co.uk			
IDEAL LAP TIME : 1:29.279	BEST LAP TIME : 1:29.690	DIFFERENCE : 0.411			

LAP	SECTOR 1	SECTOR 2	LAP TIME	MPH	DIFF	TIME OF DAY
1 -		32.779	1:39.032	71.94	9.342	12:47:50.614
2 -	1:00.279	32.657	1:32.936	76.66	3.246	12:49:23.550
3 -	58.717	32.396	1:31.113	78.19	1.423	12:50:54.663
4 -	58.354	32.256	1:30.610 (3)	78.62	0.920	12:52:25.273
5 -	58.854	32.124	1:30.978	78.31	1.288	12:53:56.251
6 -	58.553	31.676	1:30.229 (2)	78.96	0.539	12:55:26.480
7 -	57.603	32.087	1:29.690 (1)	79.43		12:56:56.170

Weather / Track : Cloudy / Dry

Donington Park National
Circuit Length = 1.9790 miles
Start: 12:46 Flag 12:56 End: 12:58

BMCRC - MRO Championships 2020 - Rnd 3 @ Donington Park National

DFDS Yamaha Past Masters

RACE 10 - SECTOR ANALYSIS



SECTOR 1 = FL to I1, SECTOR 2 = I1 to FL, DIFF = Difference To Personal Best Lap, P = Crossed Finish Line in Pit Lane, D = Time Disallowed

P26 87		Denise BUTTON		Yamaha TZR250 -		
IDEAL LAP TIME : 1:29.755		BEST LAP TIME : 1:29.755		DIFFERENCE : 0.000		
LAP	SECTOR 1	SECTOR 2	LAP TIME	MPH	DIFF	TIME OF DAY
1 -		33.657	1:40.782	70.69	11.027	12:47:52.364
2 -	58.905	32.978	1:31.883 (3)	77.54	2.128	12:49:24.247
3 -	1:00.251	32.793	1:33.044	76.57	3.289	12:50:57.291
4 -	1:00.193	33.398	1:33.591	76.12	3.836	12:52:30.882
5 -	1:01.221	32.996	1:34.217	75.61	4.462	12:54:05.099
6 -	59.428	32.055	1:31.483 (2)	77.87	1.728	12:55:36.582
7 -	58.129	31.626	1:29.755 (1)	79.37		12:57:06.337

P27 67 C		Mark BAILEY		Yamaha TZR250 - Gforce motorcycles		
IDEAL LAP TIME : 1:31.624		BEST LAP TIME : 1:32.269		DIFFERENCE : 0.645		
LAP	SECTOR 1	SECTOR 2	LAP TIME	MPH	DIFF	TIME OF DAY
1 -		34.096	1:41.087	70.48	8.818	12:47:52.669
2 -	59.811	32.747	1:32.558 (3)	76.97	0.289	12:49:25.227
3 -	59.674	32.802	1:32.476 (2)	77.04	0.207	12:50:57.703
4 -	1:00.577	33.440	1:34.017	75.78	1.748	12:52:31.720
5 -	1:00.792	31.950	1:32.742	76.82	0.473	12:54:04.462
6 -	59.869	32.400	1:32.269 (1)	77.21		12:55:36.731
7 -	59.860	33.122	1:32.982	76.62	0.713	12:57:09.713

P28 42 C		Martin PEARSON		Yamaha TZR250 - Viking Inspection		
IDEAL LAP TIME : 1:34.041		BEST LAP TIME : 1:34.178		DIFFERENCE : 0.137		
LAP	SECTOR 1	SECTOR 2	LAP TIME	MPH	DIFF	TIME OF DAY
1 -		33.328	1:43.089	69.11	8.911	12:47:54.671
2 -	1:02.367	33.172	1:35.539	74.57	1.361	12:49:30.210
3 -	1:01.508	32.930	1:34.438 (2)	75.44	0.260	12:51:04.648
4 -	1:01.111	33.067	1:34.178 (1)	75.65		12:52:38.826
5 -	1:02.054	33.693	1:35.747	74.41	1.569	12:54:14.573
6 -	1:03.017	33.169	1:36.186	74.07	2.008	12:55:50.759
7 -	1:01.546	33.081	1:34.627 (3)	75.29	0.449	12:57:25.386

P29 99		Paul FIRTH		Yamaha TZR250 2MA -		
IDEAL LAP TIME : 1:33.487		BEST LAP TIME : 1:33.487		DIFFERENCE : 0.000		
LAP	SECTOR 1	SECTOR 2	LAP TIME	MPH	DIFF	TIME OF DAY
1 -		33.704	1:44.492	68.18	11.005	12:47:56.074
2 -	1:01.705	33.757	1:35.462	74.63	1.975	12:49:31.536
3 -	1:01.578	33.580	1:35.158 (3)	74.87	1.671	12:51:06.694
4 -	1:01.618	33.825	1:35.443	74.64	1.956	12:52:42.137
5 -	1:00.353	33.134	1:33.487 (1)	76.20		12:54:15.624
6 -	1:02.256	33.396	1:35.652	74.48	2.165	12:55:51.276
7 -	1:01.289	33.760	1:35.049 (2)	74.95	1.562	12:57:26.325

P30 33 C		Kieran LEWIS		Yamaha TZR250 - Controls For Doors Ltd/ G Force Motorcycles		
IDEAL LAP TIME : 1:34.921		BEST LAP TIME : 1:35.451		DIFFERENCE : 0.530		
LAP	SECTOR 1	SECTOR 2	LAP TIME	MPH	DIFF	TIME OF DAY
1 -		33.951	1:45.261	67.68	9.810	12:47:56.843
2 -	1:03.202	34.019	1:37.221	73.28	1.770	12:49:34.064
3 -	1:03.077	35.030	1:38.107	72.62	2.656	12:51:12.171
4 -	1:04.890	34.753	1:39.643	71.50	4.192	12:52:51.814
5 -	1:03.396	33.040	1:36.436 (3)	73.87	0.985	12:54:28.250
6 -	1:02.102	33.971	1:36.073 (2)	74.15	0.622	12:56:04.323
7 -	1:01.881	33.570	1:35.451 (1)	74.64		12:57:39.774

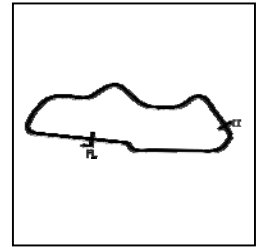
Weather / Track : Cloudy / Dry

Donington Park National
Circuit Length = 1.9790 miles
Start: 12:46 Flag 12:56 End: 12:58

BMCRC - MRO Championships 2020 - Rnd 3 @ Donington Park National

DFDS Yamaha Past Masters

RACE 10 - SECTOR ANALYSIS



SECTOR 1 = FL to I1, SECTOR 2 = I1 to FL, DIFF = Difference To Personal Best Lap, P = Crossed Finish Line in Pit Lane, D = Time Disallowed

P31 73 R		Colvin TURNER		Yamaha TZR250 -		
IDEAL LAP TIME : 1:35.624		BEST LAP TIME : 1:35.722		DIFFERENCE : 0.098		
LAP	SECTOR 1	SECTOR 2	LAP TIME	MPH	DIFF	TIME OF DAY
1 -		33.928	1:42.532	69.48	6.810	12:47:54.114
2 -	1:03.718	34.860	1:38.578 (3)	72.27	2.856	12:49:32.692
3 -	1:04.440	34.382	1:38.822	72.09	3.100	12:51:11.514
4 -	1:05.181	35.554	1:40.735	70.72	5.013	12:52:52.249
5 -	1:04.526	34.058	1:38.584	72.26	2.862	12:54:30.833
6 -	1:01.867	33.855	1:35.722 (1)	74.43		12:56:06.555
7 -	1:02.595	33.757	1:36.352 (2)	73.94	0.630	12:57:42.907

P32 41 C		Paul BOWLING		Yamaha TDR -		
IDEAL LAP TIME : 1:36.086		BEST LAP TIME : 1:36.086		DIFFERENCE : 0.000		
LAP	SECTOR 1	SECTOR 2	LAP TIME	MPH	DIFF	TIME OF DAY
1 -		34.164	1:44.895	67.92	8.809	12:47:56.477
2 -	1:03.900	34.411	1:38.311	72.47	2.225	12:49:34.788
3 -	1:03.572	34.571	1:38.143	72.59	2.057	12:51:12.931
4 -	1:04.707	34.730	1:39.437	71.64	3.351	12:52:52.368
5 -	1:03.857	33.510	1:37.367 (2)	73.17	1.281	12:54:29.735
6 -	1:02.577	33.509	1:36.086 (1)	74.14		12:56:05.821
7 -	1:03.795	34.199	1:37.994 (3)	72.70	1.908	12:57:43.815

P33 69 C		Mark ELLERAY		Yamaha TZR250 - Abbot Solutions Ltd		
IDEAL LAP TIME : 1:30.199		BEST LAP TIME : 1:30.374		DIFFERENCE : 0.175		
LAP	SECTOR 1	SECTOR 2	LAP TIME	MPH	DIFF	TIME OF DAY
1 -		32.330	1:38.983	71.97	8.609	12:47:50.565
2 -	58.179	32.205	1:30.384 (2)	78.82	0.010	12:49:20.949
3 -	58.323	32.051	1:30.374 (1)	78.83		12:50:51.323
4 -	59.291	32.020	1:31.311	78.02	0.937	12:52:22.634
5 -	58.440	32.613	1:31.053 (3)	78.24	0.679	12:53:53.687
6 -	1:01.442	IN PIT	1:40.070 P	71.19	9.696	12:55:33.757

P34 3		Alan COOPER		Yamaha TZR250 - twistgrip motorcycles		
IDEAL LAP TIME : 1:21.269		BEST LAP TIME : 1:21.425		DIFFERENCE : 0.156		
LAP	SECTOR 1	SECTOR 2	LAP TIME	MPH	DIFF	TIME OF DAY
1 -		29.255	1:27.105	81.79	5.680	12:47:38.687
2 -	52.910	28.756	1:21.666 (2)	87.24	0.241	12:49:00.353
3 -	52.637	28.788	1:21.425 (1)	87.49		12:50:21.778

BMCRC - MRO Championships 2020 - Rnd 3 @ Donington Park National

DFDS Yamaha Past Masters

RACE 10 - BEST SECTORS

SECTOR 1			SECTOR 2			IDEAL / BEST COMPARISON						
POS	NO	NAME	TIME	NO	NAME	TIME	POS	NO	NAME	IDEAL	BEST	DIFF
									PERFECT LAP	1:18.820		
1	19	BRANTON	50.908	19	BRANTON	27.912	1	19	BRANTON	1:18.820	1:19.387	0.567
2	81	GRANT	50.934	81	GRANT	27.960	2	81	GRANT	1:18.894	1:19.143	0.249
3	24	CARSON	51.081	24	CARSON	28.136	3	24	CARSON	1:19.217	1:19.378	0.161
4	11	BOWN	51.585	0	TOLAND	28.433	4	11	BOWN	1:20.036	1:20.097	0.061
5	57	MOOK	51.601	11	BOWN	28.451	5	0	TOLAND	1:20.161	1:20.414	0.253
6	0	TOLAND	51.728	7	MOORE	28.603	6	57	MOOK	1:20.325	1:20.325	0.000
7	7	MOORE	51.940	57	MOOK	28.724	7	7	MOORE	1:20.543	1:20.853	0.310
8	74	WHITBY	52.429	3	COOPER	28.756	8	3	COOPER	1:21.269	1:21.425	0.156
9	3	COOPER	52.513	74	WHITBY	29.039	9	74	WHITBY	1:21.468	1:21.468	0.000
10	15	PERKINS	52.898	15	PERKINS	29.096	10	15	PERKINS	1:21.994	1:22.087	0.093
11	22	BALLERINI	54.064	70	BURSCOUGH	29.346	11	70	BURSCOUGH	1:23.770	1:24.091	0.321
12	70	BURSCOUGH	54.424	18	PRENTICE	29.723	12	22	BALLERINI	1:23.798	1:23.798	0.000
13	92	CRIPPS	54.512	22	BALLERINI	29.734	13	18	PRENTICE	1:24.410	1:24.883	0.473
14	83	GODBOLD	54.537	228	EMERSON	29.893	14	92	CRIPPS	1:24.443	1:24.539	0.096
15	18	PRENTICE	54.687	92	CRIPPS	29.931	15	83	GODBOLD	1:24.521	1:24.603	0.082
16	75	HIGERTY	55.504	83	GODBOLD	29.984	16	228	EMERSON	1:25.737	1:25.737	0.000
17	26	LEE	55.554	72	THAY	30.124	17	75	HIGERTY	1:25.775	1:25.786	0.011
18	60	GOUGH	55.584	75	HIGERTY	30.271	18	26	LEE	1:25.878	1:25.968	0.090
19	72	THAY	55.814	26	LEE	30.324	19	72	THAY	1:25.938	1:26.063	0.125
20	228	EMERSON	55.844	60	GOUGH	30.386	20	60	GOUGH	1:25.970	1:26.193	0.223
21	51	HOLDSWORTH	56.895	51	HOLDSWORTH	31.215	21	51	HOLDSWORTH	1:28.110	1:28.191	0.081
22	46	MARSHALL	56.939	46	MARSHALL	31.226	22	46	MARSHALL	1:28.165	1:28.165	0.000
23	53	COATES	57.299	17	MILES	31.551	23	53	COATES	1:29.049	1:29.136	0.087
24	100	HAMILTON	57.603	87	BUTTON	31.626	24	17	MILES	1:29.264	1:29.567	0.303
25	350	BURSCOUGH	57.708	350	BURSCOUGH	31.669	25	100	HAMILTON	1:29.279	1:29.690	0.411
26	17	MILES	57.713	100	HAMILTON	31.676	26	350	BURSCOUGH	1:29.377	1:29.443	0.066
27	87	BUTTON	58.129	53	COATES	31.750	27	87	BUTTON	1:29.755	1:29.755	0.000
28	69	ELLERAY	58.179	67	BAILEY	31.950	28	69	ELLERAY	1:30.199	1:30.374	0.175
29	67	BAILEY	59.674	69	ELLERAY	32.020	29	67	BAILEY	1:31.624	1:32.269	0.645
30	99	FIRTH	1:00.353	42	PEARSON	32.930	30	99	FIRTH	1:33.487	1:33.487	0.000
31	42	PEARSON	1:01.111	33	LEWIS	33.040	31	42	PEARSON	1:34.041	1:34.178	0.137
32	73	TURNER	1:01.867	99	FIRTH	33.134	32	33	LEWIS	1:34.921	1:35.451	0.530
33	33	LEWIS	1:01.881	41	BOWLING	33.509	33	73	TURNER	1:35.624	1:35.722	0.098
34	41	BOWLING	1:02.577	73	TURNER	33.757	34	41	BOWLING	1:36.086	1:36.086	0.000

Weather / Track : Cloudy / Dry

Results can be found at www.tsl-timing.com

Donington Park National
 Circuit Length = 1.9790 miles
 Start: 12:46 Flag 12:56 End: 12:58

Printed - 13:00 Sunday, 06 September 2020

BMCRC - MRO Championships 2020 - Rnd 3 @ Donington Park National

DFDS Yamaha Past Masters

RACE 10 - STATISTICS

Competitors Started 34
Planned Start 2020-09-06 @ 12:20:00.000
Actual Start 2020-09-06 @ 12:46:11.581
Finish Time 2020-09-06 @ 12:56:53.705
Track Length 1.9790mi.
Total Laps 255
Total Distance Covered 504.6621mi.

Session Fastest Lap History

NO	CL	NAME	LAP TIME	TIME OF DAY	LAP	VEHICLE
19		Peter BRANTON	1:19.700	12:48:54.741	2	Yamaha TZR250
24		Scott CARSON	1:19.378	12:50:14.778	3	Yamaha TZR250
81		Scott GRANT	1:19.143	12:50:14.959	3	Yamaha TZR250

Session Leader History

NO	CL	NAME	FROM LAP	LAPS LED	DISTANCE	VEHICLE
19		Peter BRANTON	1	8	15.79 miles	Yamaha TZR250

Flag History

TYPE	TIME OF DAY
GREEN	12:46:11.581
FINISH	12:56:53.705

Flag Statistics

TYPE	COUNT	TOTAL LAPS	TOTAL TIME
Green	1	8	12:12.466
Red	0	0	0.000
Safety Car	0	0	0.000
FCY	0	0	0.000

BMCRC - MRO Championships 2020 - Rnd 3 @ Donington Park National

DFDS Yamaha Past Masters

RACE 10 - STATISTICS

CLASS :

20 Starters

Fastest Lap History

NO	NAME	LAP TIME	TIME OF DAY	LAP	VEHICLE
19	Peter BRANTON	1:19.700	12:48:54.741	2	Yamaha TZR250
24	Scott CARSON	1:19.378	12:50:14.778	3	Yamaha TZR250
81	Scott GRANT	1:19.143	12:50:14.959	3	Yamaha TZR250

Leader History

NO	NAME	FROM LAP	LAPS LED	DISTANCE	VEHICLE
19	Peter BRANTON	1	8	15.79 miles	Yamaha TZR250

BMCRC - MRO Championships 2020 - Rnd 3 @ Donington Park National

DFDS Yamaha Past Masters

RACE 10 - STATISTICS

CLASS : C

10 Starters

Fastest Lap History

NO	NAME	LAP TIME	TIME OF DAY	LAP	VEHICLE
15	Billy PERKINS	1:22.810	12:49:01.274	2	Yamaha TZR250
15	Billy PERKINS	1:22.313	12:50:23.589	3	Yamaha TZR250
15	Billy PERKINS	1:22.249	12:51:45.837	4	Yamaha TZR250
15	Billy PERKINS	1:22.087	12:54:30.732	6	Yamaha TZR250

Leader History

NO	NAME	FROM LAP	LAPS LED	DISTANCE	VEHICLE
15	Billy PERKINS	1	8	15.79 miles	Yamaha TZR250

BMCRC - MRO Championships 2020 - Rnd 3 @ Donington Park National

DFDS Yamaha Past Masters

RACE 10 - STATISTICS

CLASS : R

4 Starters

Fastest Lap History

NO	NAME	LAP TIME	TIME OF DAY	LAP	VEHICLE
26	Damian LEE	1:27.454	12:49:13.080	2	Yamaha TZR250
26	Damian LEE	1:26.403	12:52:06.939	4	Yamaha TZR250
26	Damian LEE	1:25.968	12:53:32.917	5	Yamaha TZR250

Leader History

NO	NAME	FROM LAP	LAPS LED	DISTANCE	VEHICLE
26	Damian LEE	1	8	15.79 miles	Yamaha TZR250

BMCRC - MRO Championships 2020 - Rnd 3 @ Donington Park National

DFDS Yamaha Past Masters

RACE 21 - GRID (8 Laps)

ROW 13	39		38		37	88 Ian O'FLAHERTY	
ROW 12	36	59 Neil HESMAN	35	27 Richard HAYWARD	34	41 Paul BOWLING 1:36.086	
ROW 11		33	73 Colvin TURNER 1:35.722	32	33 Kieran LEWIS 1:35.451	31	42 Martin PEARSON 1:34.178
ROW 10	30	99 Paul FIRTH 1:33.487	29	67 Mark BAILEY 1:32.269	28	69 Mark ELLERAY 1:30.374	
ROW 9		27	87 Denise BUTTON 1:29.755	26	100 John HAMILTON 1:29.690	25	17 Dan MILES 1:29.567
ROW 8	24	350 Liam BURSCOUGH 1:29.443	23	53 Alan COATES 1:29.136	22	51 Richard HOLDSWORTH 1:28.191	
ROW 7		21	46 Kevin MARSHALL 1:28.165	20	60 Daniel GOUGH 1:26.193	19	72 Chris THAY 1:26.063
ROW 6	18	26 Damian LEE 1:25.968	17	75 Steve HIGERTY 1:25.786	16	228 Clive EMERSON 1:25.737	
ROW 5		15	18 Marc PRENTICE 1:24.883	14	83 Paul GODBOLD 1:24.603	13	92 Derek CRIPPS 1:24.539
ROW 4	12	70 Andrew BURSCOUGH 1:24.091	11	22 Rik BALLERINI 1:23.798	10	15 Billy PERKINS 1:22.087	
ROW 3		9	74 Paul WHITBY 1:21.468	8	3 Alan COOPER 1:21.425	7	7 Peter MOORE 1:20.853
ROW 2	6	0 Paul TOLAND 1:20.414	5	57 Geoff MOOK 1:20.325	4	11 Andrew BOWN 1:20.097	
ROW 1		3	19 Peter BRANTON 1:19.387	2	24 Scott CARSON 1:19.378	1	81 Scott GRANT 1:19.143

Pole

Donington Park National
Circuit Length = 1.9790 miles

These results are provisional until the conclusion of any judicial and technical matters.

Clerk Of Course :	Steward :	Timekeeper :
-------------------	-----------	--------------

Results can be found at www.tsl-timing.com

Printed - 13:01 Sunday, 06 September 2020



BMCRC - MRO Championships 2020 - Rnd 3 @ Donington Park National
DFDS Yamaha Past Masters
RACE 21 - CLASSIFICATION

POS	NO	CL	PIC NAME	ENTRY	LAPS	TIME	GAP	DIFF	MPH	BEST	ON
1	19		Peter BRANTON	Yamaha TZR250 - Exactweld Racing	8	10:48.014			87.74	1:19.132	2
2	81		Scott GRANT	Yamaha TZR250 - Avbase Flight Group	8	10:54.409	6.395	6.395	86.88	1:20.096	2
3	11		Andrew BOWN	Yamaha TZR250 -	8	10:55.810	7.796	1.401	86.70	1:20.600	7
4	0		Paul TOLAND	Yamaha TZR250 -	8	10:57.212	9.198	1.402	86.51	1:21.020	7
5	15	C	Billy PERKINS	Yamaha TZR250 - T.w fuggle & son / Windsor food	8	11:01.806	13.792	4.594	85.91	1:21.538	6
6	57		Geoff MOOK	Yamaha TZR250 -	8	11:01.845	13.831	0.039	85.91	1:21.509	2
7	70		Andrew BURSCOUGH	Yamaha YPVS 350 - Apollo/Merlin/Abbey/Martitaniu	8	11:02.185	14.171	0.340	85.86	1:21.553	2
8	74		Paul WHITBY	Yamaha TZR250 - Greybridge Ltd	8	11:04.507	16.493	2.322	85.56	1:22.042	2
9	3		Alan COOPER	Yamaha TZR250 - twistgrip motorcycles	8	11:04.736	16.722	0.229	85.53	1:21.773	4
10	7		Peter MOORE	Yamaha TZR250 - Station Garage , Isle of Man	8	11:20.700	32.686	15.964	83.53	1:22.844	2
11	18		Marc PRENTICE	Yamaha TZR250 - Hard graft ??	8	11:26.450	38.436	5.750	82.83	1:23.361	2
12	228		Clive EMERSON	Yamaha RD350YPVS -	8	11:30.146	42.132	3.696	82.38	1:24.738	2
13	83	C	Paul GODBOLD	Yamaha TZR250 - Hill farm tree services	8	11:30.186	42.172	0.040	82.38	1:25.095	6
14	92*		Derek CRIPPS	Yamaha TZR250 - Kelly Cripps	8	11:36.435	48.421	6.249	81.64	1:24.453	7
15	72	C	Chris THAY	Yamaha TZR250 - Scell-it uk	8	11:47.631	59.617	11.196	80.35	1:26.485	6
16	60	C	Daniel GOUGH	Yamaha TZR250 - G Force Motorcycles	8	11:47.813	59.799	0.182	80.33	1:26.899	8
17	26	R	Damian LEE	Yamaha TZR250 - Leed Autos	8	11:51.691	1:03.677	3.878	79.89	1:26.520	8
18	46		Kevin MARSHALL	Yamaha TZR250 -	8	12:06.137	1:18.123	14.446	78.30	1:29.083	7
19	51		Richard HOLDSWORTH	Yamaha TZR250 2MA - tintwise.com	8	12:07.543	1:19.529	1.406	78.15	1:27.807	2
20	87		Denise BUTTON	Yamaha TZR250 -	8	12:15.127	1:27.113	7.584	77.34	1:29.814	2
21	350	C	Liam BURSCOUGH	Yamaha - Cwtch Haus Design	8	12:15.623	1:27.609	0.496	77.29	1:30.731	2
22	69	C	Mark ELLERAY	Yamaha TZR250 - Abbot Solutions Ltd	8	12:15.722	1:27.708	0.099	77.28	1:30.394	7
23	17	R	Dan MILES	Yamaha TZR250 -	7	11:00.009	1 Lap	1 Lap	75.35	1:29.784	7
24	99		Paul FIRTH	Yamaha TZR250 2MA -	7	11:03.721	1 Lap	3.712	74.93	1:31.479	7
25	67	C	Mark BAILEY	Yamaha TZR250 - Gforce motorcycles	7	11:04.610	1 Lap	0.889	74.83	1:32.233	5
26	73	R	Colvin TURNER	Yamaha TZR250 -	7	11:34.448	1 Lap	29.838	71.61	1:36.645	7
27	41	C	Paul BOWLING	Yamaha TDR -	7	11:40.856	1 Lap	6.408	70.96	1:38.126	7
28	33	C	Kieran LEWIS	Yamaha TZR250 - Controls For Doors Ltd/ G Force	7	11:41.219	1 Lap	0.363	70.92	1:38.198	2

NOT CLASSIFIED

DNF	42	C	Martin PEARSON	Yamaha TZR250 - Viking Inspection	4	6:45.010	4 Laps	3 Laps	70.02	1:36.449	3
DNF	24		Scott CARSON	Yamaha TZR250 - B Grays Powerbiking,All Eng. Di	3	4:03.803	5 Laps	1 Lap	87.10	1:19.614	2
DNF	100	R	John HAMILTON	Yamaha TZR250 - www.ypmrc.co.uk	1	1:39.379	7 Laps	2 Laps	70.31		

FASTEST LAP

19			Peter BRANTON	Yamaha TZR250 - Exactweld Racing	2	1:19.132		90.03 mph	144.89 kph
15	C		Billy PERKINS	Yamaha TZR250 - T.w fuggle & son / Windsor food	6	1:21.538		87.37 mph	140.62 kph
26	R		Damian LEE	Yamaha TZR250 - Leed Autos	8	1:26.520		82.34 mph	132.52 kph

* Bike 92 - 10 second penalty - yellow flag infringement

Class - 92.5% of Race Speed = 81.15 mph

Class C - 92.5% of Race Speed = 79.46 mph

Class R - 92.5% of Race Speed = 73.89 mph

Donington Park National
Circuit Length = 1.9790 miles
Start: 16:34 Flag 16:44 End: 16:46

Weather / Track : Cloudy / Dry

These results are provisional until the conclusion of any judicial and technical matters.

Clerk Of Course :	Steward :	Timekeeper :
-------------------	-----------	--------------

Results can be found at www.tsl-timing.com

Printed - 16:48 Sunday, 06 September 2020



BMCRC - MRO Championships 2020 - Rnd 3 @ Donington Park National

DFDS Yamaha Past Masters

RACE 21 - LAP CHART

LAP 1 @ 16:35:26.613

NO	BEHIND	LAP TIME
81		1:23.622
19	0.647	1:24.269
24	0.737	1:24.359
0	1.350	1:24.972
11	2.094	1:25.716
70	2.343	1:25.965
57	2.846	1:26.468
15	3.999	1:27.621
74	4.733	1:28.355
7	5.017	1:28.639
3	5.044	1:28.666
18	5.087	1:28.709
83	6.303	1:29.925
92	7.119	1:30.741
228	7.819	1:31.441
60	8.682	1:32.304
51	9.229	1:32.851
72	10.510	1:34.132
26	10.681	1:34.303
350	12.731	1:36.353
46	13.173	1:36.795
100	15.757	1:39.379
87	16.092	1:39.714
69	16.498	1:40.120
67	17.975	1:41.597
99	18.461	1:42.083
17	19.744	1:43.366
42	21.615	1:45.237
41	22.724	1:46.346
33	23.618	1:47.240
73	25.160	1:48.782

LAP 2 @ 16:36:46.392

NO	BEHIND	LAP TIME
19		1:19.132
81	0.317	1:20.096
24	0.572	1:19.614
0	2.858	1:21.287
11	3.787	1:21.472
70	4.117	1:21.553
57	4.576	1:21.509
15	6.455	1:22.235
74	6.996	1:22.042
3	7.570	1:22.305
7	8.082	1:22.844
18	8.669	1:23.361
83	11.867	1:25.343
92	12.217	1:24.877
228	12.778	1:24.738
60	16.296	1:27.393
51	17.257	1:27.807
72	18.894	1:28.163
26	19.155	1:28.253
350	23.683	1:30.731
46	24.412	1:31.018
87	26.127	1:29.814
69	27.146	1:30.427
67	32.915	1:34.719
17	33.357	1:33.392
99	34.277	1:35.595
42	38.772	1:36.936
41	41.469	1:38.524

LAP 3 @ 16:38:06.066

NO	BEHIND	LAP TIME
19		1:19.674
24	0.728	1:19.830
81	0.987	1:20.344
0	4.941	1:21.757
11	5.087	1:20.974
70	6.111	1:21.668
57	6.679	1:21.777
15	8.886	1:22.105
74	9.387	1:22.065
3	10.101	1:22.205
7	11.400	1:22.992
18	13.786	1:24.791
83	17.873	1:25.680
92	18.219	1:25.676
228	19.109	1:26.005
60	25.262	1:28.640
51	26.491	1:28.908
72	27.526	1:28.306
26	27.785	1:28.304
46	36.118	1:31.380
350	36.382	1:32.373
87	37.457	1:31.004
69	38.376	1:30.904
17	45.466	1:31.783
67	47.542	1:34.301
99	48.742	1:34.139
42	55.547	1:36.449
41	1:00.644	1:38.849
33	1:00.766	1:38.403
73	1:00.993	1:36.975

LAP 4 @ 16:39:25.579

NO	BEHIND	LAP TIME
19		1:19.513
81	2.896	1:21.422
0	7.020	1:21.592
11	7.188	1:21.614
70	9.215	1:22.617
57	9.402	1:22.236
15	11.765	1:22.392
74	12.180	1:22.306
3	12.361	1:21.773
7	15.030	1:23.143
18	20.416	1:26.143
92	24.204	1:25.498
228	25.204	1:25.608
83	25.461	1:27.101
60	35.366	1:29.617
72	35.895	1:27.882
26	37.166	1:28.894
51	37.318	1:30.340
46	46.432	1:29.827
350	48.241	1:31.372
87	49.084	1:31.140
69	49.316	1:30.453
67	1:03.118	1:35.089
17	1:03.149	1:37.196
99	1:04.317	1:35.088
73	1:21.061	1:39.581

LAP 5 @ 16:40:46.816

NO	BEHIND	LAP TIME
19		1:21.237
33	1 Lap	1:40.801
42	1 Lap	1:46.388 P
41	1 Lap	1:42.371
81	3.612	1:21.953
0	7.390	1:21.607
11	7.598	1:21.647
57	9.802	1:21.637
70	10.729	1:22.751
15	12.550	1:22.022
74	13.473	1:22.530
3	13.691	1:22.567
7	18.276	1:24.483
18	25.434	1:26.255
92	27.788	1:24.821
228	29.275	1:25.308
83	29.641	1:25.417
60	42.330	1:28.201
72	42.405	1:27.747
51	44.644	1:28.563
26	44.711	1:28.782
46	54.666	1:29.471
350	58.285	1:31.281
87	58.884	1:31.037
69	59.169	1:31.090
67	1:14.114	1:32.233
17	1:14.299	1:32.387
99	1:16.114	1:33.034

LAP 6 @ 16:42:08.278

NO	BEHIND	LAP TIME
19		1:21.462
81	5.557	1:23.407
0	8.019	1:22.091
11	8.601	1:22.465
57	11.266	1:22.926
70	12.500	1:23.233
15	12.626	1:21.538
74	14.204	1:22.193
3	14.690	1:22.461
73	1 Lap	1:36.738
33	1 Lap	1:38.661
41	1 Lap	1:38.221
7	21.330	1:24.516
18	29.753	1:25.781
92	30.912	1:24.586
228	33.019	1:25.206
83	33.274	1:25.095
72	47.428	1:26.485
60	48.075	1:27.207
26	52.742	1:29.493
51	53.040	1:29.858
46	1:02.658	1:29.454
87	1:07.959	1:30.537
350	1:08.192	1:31.369
69	1:08.423	1:30.716

LAP 7 @ 16:43:29.935

NO	BEHIND	LAP TIME
19		1:21.657
17	1 Lap	1:32.101

67	1 Lap	1:32.721
99	1 Lap	1:32.303
81	5.767	1:21.867
0	7.382	1:21.020
11	7.544	1:20.600
57	11.565	1:21.956
15	12.767	1:21.798
70	13.125	1:22.282
74	15.066	1:22.519
3	15.245	1:22.212
7	26.640	1:26.967
73	1 Lap	1:37.416
18	33.438	1:25.342
92	33.708	1:24.453
33	1 Lap	1:39.062
41	1 Lap	1:38.419
228	36.618	1:25.256
83	37.051	1:25.434
72	53.576	1:27.805
60	53.970	1:27.552
26	58.227	1:27.142
51	1:06.097	1:34.714
46	1:10.084	1:29.083
87	1:16.924	1:30.622
69	1:17.160	1:30.394
350	1:17.786	1:31.251

LAP 8 @ 16:44:51.005

NO	BEHIND	LAP TIME
19		1:21.070
81	6.395	1:21.698
11	7.796	1:21.322
0	9.198	1:22.886
17	1 Lap	1:29.784
15	13.792	1:22.095
57	13.831	1:23.336
70	14.171	1:22.116
99	1 Lap	1:31.479
74	16.493	1:22.497
67	1 Lap	1:33.950
3	16.722	1:22.547
7	32.686	1:27.116
92	38.421	1:25.783
18	38.436	1:26.068
228	42.132	1:26.584
83	42.172	1:26.191
73	1 Lap	1:36.645
41	1 Lap	1:38.126
33	1 Lap	1:38.854
72	59.617	1:27.111
60	59.799	1:26.899
26	1:03.677	1:26.520
46	1:18.123	1:29.109
51	1:19.529	1:34.502
87	1:27.113	1:31.259
350	1:27.609	1:30.893
69	1:27.708	1:31.618

Weather / Track : Cloudy / Dry

Results can be found at www.tsl-timing.com

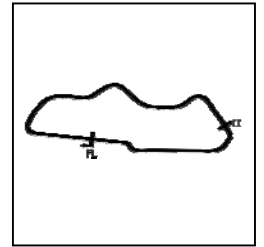
Donington Park National
 Circuit Length = 1.9790 miles
 Start: 16:34 Flag 16:44 End: 16:46

Printed - 16:49 Sunday, 06 September 2020

BMCRC - MRO Championships 2020 - Rnd 3 @ Donington Park National

DFDS Yamaha Past Masters

RACE 21 - SECTOR ANALYSIS



SECTOR 1 = FL to I1, SECTOR 2 = I1 to FL, DIFF = Difference To Personal Best Lap, P = Crossed Finish Line in Pit Lane, D = Time Disallowed

P1 19		Peter BRANTON		Yamaha TZR250 - Exactweld Racing		
IDEAL LAP TIME : 1:19.132		BEST LAP TIME : 1:19.132		DIFFERENCE : 0.000		
LAP	SECTOR 1	SECTOR 2	LAP TIME	MPH	DIFF	TIME OF DAY
1 -		28.489	1:24.269	84.54	5.137	16:35:27.260
2 -	51.148	27.984	1:19.132 (1)	90.03		16:36:46.392
3 -	51.324	28.350	1:19.674 (3)	89.42	0.542	16:38:06.066
4 -	51.416	28.097	1:19.513 (2)	89.60	0.381	16:39:25.579
5 -	52.184	29.053	1:21.237	87.70	2.105	16:40:46.816
6 -	52.752	28.710	1:21.462	87.45	2.330	16:42:08.278
7 -	52.586	29.071	1:21.657	87.25	2.525	16:43:29.935
8 -	52.342	28.728	1:21.070	87.88	1.938	16:44:51.005

P2 81		Scott GRANT		Yamaha TZR250 - Avbase Flight Group		
IDEAL LAP TIME : 1:19.985		BEST LAP TIME : 1:20.096		DIFFERENCE : 0.111		
LAP	SECTOR 1	SECTOR 2	LAP TIME	MPH	DIFF	TIME OF DAY
1 -		28.938	1:23.622	85.19	3.526	16:35:26.613
2 -	51.668	28.428	1:20.096 (1)	88.95		16:36:46.709
3 -	51.557	28.787	1:20.344 (2)	88.67	0.248	16:38:07.053
4 -	52.766	28.656	1:21.422 (3)	87.50	1.326	16:39:28.475
5 -	52.698	29.255	1:21.953	86.93	1.857	16:40:50.428
6 -	54.377	29.030	1:23.407	85.42	3.311	16:42:13.835
7 -	53.046	28.821	1:21.867	87.02	1.771	16:43:35.702
8 -	52.691	29.007	1:21.698	87.20	1.602	16:44:57.400

P3 11		Andrew BOWN		Yamaha TZR250 -		
IDEAL LAP TIME : 1:20.600		BEST LAP TIME : 1:20.600		DIFFERENCE : 0.000		
LAP	SECTOR 1	SECTOR 2	LAP TIME	MPH	DIFF	TIME OF DAY
1 -		29.036	1:25.716	83.11	5.116	16:35:28.707
2 -	52.639	28.833	1:21.472	87.44	0.872	16:36:50.179
3 -	52.162	28.812	1:20.974 (2)	87.98	0.374	16:38:11.153
4 -	52.802	28.812	1:21.614	87.29	1.014	16:39:32.767
5 -	52.791	28.856	1:21.647	87.26	1.047	16:40:54.414
6 -	53.708	28.757	1:22.465	86.39	1.865	16:42:16.879
7 -	51.919	28.681	1:20.600 (1)	88.39		16:43:37.479
8 -	52.338	28.984	1:21.322 (3)	87.61	0.722	16:44:58.801

P4 0		Paul TOLAND		Yamaha TZR250 -		
IDEAL LAP TIME : 1:20.865		BEST LAP TIME : 1:21.020		DIFFERENCE : 0.155		
LAP	SECTOR 1	SECTOR 2	LAP TIME	MPH	DIFF	TIME OF DAY
1 -		28.619	1:24.972	83.84	3.952	16:35:27.963
2 -	52.657	28.630	1:21.287 (2)	87.64	0.267	16:36:49.250
3 -	52.666	29.091	1:21.757	87.14	0.737	16:38:11.007
4 -	52.667	28.925	1:21.592 (3)	87.32	0.572	16:39:32.599
5 -	52.710	28.897	1:21.607	87.30	0.587	16:40:54.206
6 -	53.296	28.795	1:22.091	86.78	1.071	16:42:16.297
7 -	52.246	28.774	1:21.020 (1)	87.93		16:43:37.317
8 -	53.773	29.113	1:22.886	85.95	1.866	16:45:00.203

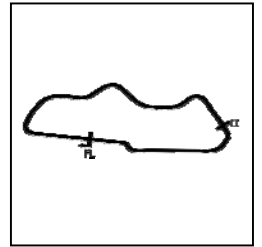
Weather / Track : Cloudy / Dry

Donington Park National
 Circuit Length = 1.9790 miles
 Start: 16:34 Flag 16:44 End: 16:46

BMCRC - MRO Championships 2020 - Rnd 3 @ Donington Park National

DFDS Yamaha Past Masters

RACE 21 - SECTOR ANALYSIS



SECTOR 1 = FL to I1, SECTOR 2 = I1 to FL, DIFF = Difference To Personal Best Lap, P = Crossed Finish Line in Pit Lane, D = Time Disallowed

P5 15 C		Billy PERKINS		Yamaha TZR250 - T.w fuggle & son / Windsor food machinery		
IDEAL LAP TIME : 1:21.406		BEST LAP TIME : 1:21.538		DIFFERENCE : 0.132		
LAP	SECTOR 1	SECTOR 2	LAP TIME	MPH	DIFF	TIME OF DAY
1 -		29.343	1:27.621	81.31	6.083	16:35:30.612
2 -	53.074	29.161	1:22.235	86.63	0.697	16:36:52.847
3 -	52.808	29.297	1:22.105	86.77	0.567	16:38:14.952
4 -	53.120	29.272	1:22.392	86.47	0.854	16:39:37.344
5 -	52.906	29.116	1:22.022 (3)	86.86	0.484	16:40:59.366
6 -	52.419	29.119	1:21.538 (1)	87.37		16:42:20.904
7 -	52.636	29.162	1:21.798 (2)	87.10	0.260	16:43:42.702
8 -	52.290	29.805	1:22.095	86.78	0.557	16:45:04.797

P6 57		Geoff MOOK		Yamaha TZR250 -		
IDEAL LAP TIME : 1:21.408		BEST LAP TIME : 1:21.509		DIFFERENCE : 0.101		
LAP	SECTOR 1	SECTOR 2	LAP TIME	MPH	DIFF	TIME OF DAY
1 -		29.225	1:26.468	82.39	4.959	16:35:29.459
2 -	52.577	28.932	1:21.509 (1)	87.40		16:36:50.968
3 -	52.787	28.990	1:21.777 (3)	87.12	0.268	16:38:12.745
4 -	53.253	28.983	1:22.236	86.63	0.727	16:39:34.981
5 -	52.806	28.831	1:21.637 (2)	87.27	0.128	16:40:56.618
6 -	53.221	29.705	1:22.926	85.91	1.417	16:42:19.544
7 -	52.985	28.971	1:21.956	86.93	0.447	16:43:41.500
8 -	53.249	30.087	1:23.336	85.49	1.827	16:45:04.836

P7 70		Andrew BURSCOUGH		Yamaha YPVS 350 - Apollo/Merlin/Abbey/Martitanium		
IDEAL LAP TIME :		BEST LAP TIME : 1:21.553		DIFFERENCE :		
LAP	SECTOR 1	SECTOR 2	LAP TIME	MPH	DIFF	TIME OF DAY
1 -			1:25.965	82.87	4.412	16:35:28.956
2 -			1:21.553 (1)	87.36		16:36:50.509
3 -			1:21.668 (2)	87.23	0.115	16:38:12.177
4 -			1:22.617	86.23	1.064	16:39:34.794
5 -			1:22.751	86.09	1.198	16:40:57.545
6 -			1:23.233	85.59	1.680	16:42:20.778
7 -			1:22.282	86.58	0.729	16:43:43.060
8 -			1:22.116 (3)	86.76	0.563	16:45:05.176

P8 74		Paul WHITBY		Yamaha TZR250 - Greybridge Ltd		
IDEAL LAP TIME : 1:21.585		BEST LAP TIME : 1:22.042		DIFFERENCE : 0.457		
LAP	SECTOR 1	SECTOR 2	LAP TIME	MPH	DIFF	TIME OF DAY
1 -		29.883	1:28.355	80.63	6.313	16:35:31.346
2 -	52.731	29.311	1:22.042 (1)	86.84		16:36:53.388
3 -	52.513	29.552	1:22.065 (2)	86.81	0.023	16:38:15.453
4 -	52.848	29.458	1:22.306	86.56	0.264	16:39:37.759
5 -	53.127	29.403	1:22.530	86.32	0.488	16:41:00.289
6 -	52.928	29.265	1:22.193 (3)	86.68	0.151	16:42:22.482
7 -	53.447	29.072	1:22.519	86.33	0.477	16:43:45.001
8 -	52.818	29.679	1:22.497	86.36	0.455	16:45:07.498

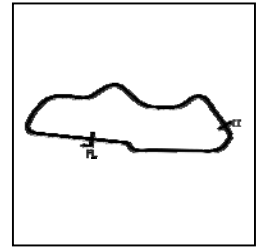
Weather / Track : Cloudy / Dry

Donington Park National
Circuit Length = 1.9790 miles
Start: 16:34 Flag 16:44 End: 16:46

BMCRC - MRO Championships 2020 - Rnd 3 @ Donington Park National

DFDS Yamaha Past Masters

RACE 21 - SECTOR ANALYSIS



SECTOR 1 = FL to I1, SECTOR 2 = I1 to FL, DIFF = Difference To Personal Best Lap, P = Crossed Finish Line in Pit Lane, D = Time Disallowed

P9 3		Alan COOPER		Yamaha TZR250 - twistgrip motorcycles		
IDEAL LAP TIME : 1:21.655		BEST LAP TIME : 1:21.773		DIFFERENCE : 0.118		
LAP	SECTOR 1	SECTOR 2	LAP TIME	MPH	DIFF	TIME OF DAY
1 -		30.147	1:28.666	80.35	6.893	16:35:31.657
2 -	53.405	28.900	1:22.305	86.56	0.532	16:36:53.962
3 -	52.873	29.332	1:22.205 (2)	86.66	0.432	16:38:16.167
4 -	52.798	28.975	1:21.773 (1)	87.12		16:39:37.940
5 -	52.755	29.812	1:22.567	86.28	0.794	16:41:00.507
6 -	53.144	29.317	1:22.461	86.40	0.688	16:42:22.968
7 -	53.152	29.060	1:22.212 (3)	86.66	0.439	16:43:45.180
8 -	52.943	29.604	1:22.547	86.31	0.774	16:45:07.727

P10 7		Peter MOORE		Yamaha TZR250 - Station Garage , Isle of Man		
IDEAL LAP TIME : 1:22.201		BEST LAP TIME : 1:22.844		DIFFERENCE : 0.643		
LAP	SECTOR 1	SECTOR 2	LAP TIME	MPH	DIFF	TIME OF DAY
1 -		30.619	1:28.639	80.37	5.795	16:35:31.630
2 -	53.796	29.048	1:22.844 (1)	86.00		16:36:54.474
3 -	53.153	29.839	1:22.992 (2)	85.84	0.148	16:38:17.466
4 -	53.541	29.602	1:23.143 (3)	85.69	0.299	16:39:40.609
5 -	54.611	29.872	1:24.483	84.33	1.639	16:41:05.092
6 -	54.441	30.075	1:24.516	84.29	1.672	16:42:29.608
7 -	56.800	30.167	1:26.967	81.92	4.123	16:43:56.575
8 -	55.891	31.225	1:27.116	81.78	4.272	16:45:23.691

P11 18		Marc PRENTICE		Yamaha TZR250 - Hard graft ??		
IDEAL LAP TIME : 1:23.361		BEST LAP TIME : 1:23.361		DIFFERENCE : 0.000		
LAP	SECTOR 1	SECTOR 2	LAP TIME	MPH	DIFF	TIME OF DAY
1 -		29.799	1:28.709	80.31	5.348	16:35:31.700
2 -	54.117	29.244	1:23.361 (1)	85.46		16:36:55.061
3 -	54.528	30.263	1:24.791 (2)	84.02	1.430	16:38:19.852
4 -	55.494	30.649	1:26.143	82.70	2.782	16:39:45.995
5 -	55.712	30.543	1:26.255	82.59	2.894	16:41:12.250
6 -	55.215	30.566	1:25.781	83.05	2.420	16:42:38.031
7 -	54.896	30.446	1:25.342 (3)	83.48	1.981	16:44:03.373
8 -	55.451	30.617	1:26.068	82.77	2.707	16:45:29.441

P12 228		Clive EMERSON		Yamaha RD350YPVS -		
IDEAL LAP TIME : 1:24.652		BEST LAP TIME : 1:24.738		DIFFERENCE : 0.086		
LAP	SECTOR 1	SECTOR 2	LAP TIME	MPH	DIFF	TIME OF DAY
1 -		29.784	1:31.441	77.91	6.703	16:35:34.432
2 -	54.868	29.870	1:24.738 (1)	84.07		16:36:59.170
3 -	55.410	30.595	1:26.005	82.83	1.267	16:38:25.175
4 -	55.697	29.911	1:25.608	83.22	0.870	16:39:50.783
5 -	55.048	30.260	1:25.308	83.51	0.570	16:41:16.091
6 -	55.125	30.081	1:25.206 (2)	83.61	0.468	16:42:41.297
7 -	54.883	30.373	1:25.256 (3)	83.56	0.518	16:44:06.553
8 -	56.234	30.350	1:26.584	82.28	1.846	16:45:33.137

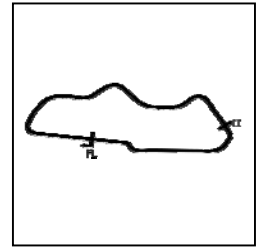
Weather / Track : Cloudy / Dry

Donington Park National
 Circuit Length = 1.9790 miles
 Start: 16:34 Flag 16:44 End: 16:46

BMCRC - MRO Championships 2020 - Rnd 3 @ Donington Park National

DFDS Yamaha Past Masters

RACE 21 - SECTOR ANALYSIS



SECTOR 1 = FL to I1, SECTOR 2 = I1 to FL, DIFF = Difference To Personal Best Lap, P = Crossed Finish Line in Pit Lane, D = Time Disallowed

P13	83 C	Paul GODBOLD	Yamaha TZR250 - Hill farm tree services			
IDEAL LAP TIME : 1:25.074		BEST LAP TIME : 1:25.095	DIFFERENCE : 0.021			

LAP	SECTOR 1	SECTOR 2	LAP TIME	MPH	DIFF	TIME OF DAY
1 -		30.079	1:29.925	79.22	4.830	16:35:32.916
2 -	55.201	30.142	1:25.343 (2)	83.48	0.248	16:36:58.259
3 -	55.615	30.065	1:25.680	83.15	0.585	16:38:23.939
4 -	56.702	30.399	1:27.101	81.79	2.006	16:39:51.040
5 -	55.432	29.985	1:25.417 (3)	83.41	0.322	16:41:16.457
6 -	55.089	30.006	1:25.095 (1)	83.72		16:42:41.552
7 -	55.303	30.131	1:25.434	83.39	0.339	16:44:06.986
8 -	55.792	30.399	1:26.191	82.66	1.096	16:45:33.177

P14	92	Derek CRIPPS	Yamaha TZR250 - Kelly Cripps			
IDEAL LAP TIME : 1:24.453		BEST LAP TIME : 1:24.453	DIFFERENCE : 0.000			

LAP	SECTOR 1	SECTOR 2	LAP TIME	MPH	DIFF	TIME OF DAY
1 -		30.311	1:30.741	78.51	6.288	16:35:33.732
2 -	54.594	30.283	1:24.877	83.94	0.424	16:36:58.609
3 -	55.061	30.615	1:25.676	83.15	1.223	16:38:24.285
4 -	55.389	30.109	1:25.498	83.33	1.045	16:39:49.783
5 -	54.563	30.258	1:24.821 (3)	83.99	0.368	16:41:14.604
6 -	54.396	30.190	1:24.586 (2)	84.22	0.133	16:42:39.190
7 -	54.349	30.104	1:24.453 (1)	84.36		16:44:03.643
8 -	55.435	30.348	1:25.783	83.05	1.330	16:45:29.426

P15	72 C	Chris THAY	Yamaha TZR250 - Scell-it uk			
IDEAL LAP TIME : 1:26.255		BEST LAP TIME : 1:26.485	DIFFERENCE : 0.230			

LAP	SECTOR 1	SECTOR 2	LAP TIME	MPH	DIFF	TIME OF DAY
1 -		31.159	1:34.132	75.68	7.647	16:35:37.123
2 -	56.910	31.253	1:28.163	80.81	1.678	16:37:05.286
3 -	57.315	30.991	1:28.306	80.68	1.821	16:38:33.592
4 -	57.273	30.609	1:27.882	81.07	1.397	16:40:01.474
5 -	56.699	31.048	1:27.747 (3)	81.19	1.262	16:41:29.221
6 -	55.646	30.839	1:26.485 (1)	82.38		16:42:55.706
7 -	56.492	31.313	1:27.805	81.14	1.320	16:44:23.511
8 -	56.295	30.816	1:27.111 (2)	81.78	0.626	16:45:50.622

P16	60 C	Daniel GOUGH	Yamaha TZR250 - G Force Motorcycles			
IDEAL LAP TIME : 1:26.837		BEST LAP TIME : 1:26.899	DIFFERENCE : 0.062			

LAP	SECTOR 1	SECTOR 2	LAP TIME	MPH	DIFF	TIME OF DAY
1 -		30.982	1:32.304	77.18	5.405	16:35:35.295
2 -	56.507	30.886	1:27.393 (3)	81.52	0.494	16:37:02.688
3 -	56.944	31.696	1:28.640	80.37	1.741	16:38:31.328
4 -	58.517	31.100	1:29.617	79.50	2.718	16:40:00.945
5 -	57.068	31.133	1:28.201	80.77	1.302	16:41:29.146
6 -	56.097	31.110	1:27.207 (2)	81.69	0.308	16:42:56.353
7 -	56.128	31.424	1:27.552	81.37	0.653	16:44:23.905
8 -	56.159	30.740	1:26.899 (1)	81.98		16:45:50.804

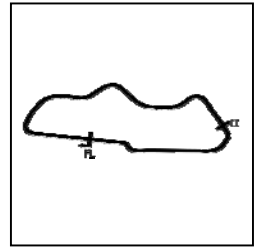
Weather / Track : Cloudy / Dry

Donington Park National
Circuit Length = 1.9790 miles
Start: 16:34 Flag 16:44 End: 16:46

BMCRC - MRO Championships 2020 - Rnd 3 @ Donington Park National

DFDS Yamaha Past Masters

RACE 21 - SECTOR ANALYSIS



SECTOR 1 = FL to I1, SECTOR 2 = I1 to FL, DIFF = Difference To Personal Best Lap, P = Crossed Finish Line in Pit Lane, D = Time Disallowed

P17 26 R		Damian LEE		Yamaha TZR250 - Leed Autos		
IDEAL LAP TIME : 1:26.520		BEST LAP TIME : 1:26.520		DIFFERENCE : 0.000		
LAP	SECTOR 1	SECTOR 2	LAP TIME	MPH	DIFF	TIME OF DAY
1 -		30.896	1:34.303	75.54	7.783	16:35:37.294
2 -	57.004	31.249	1:28.253 (3)	80.72	1.733	16:37:05.547
3 -	57.425	30.879	1:28.304	80.68	1.784	16:38:33.851
4 -	57.261	31.633	1:28.894	80.14	2.374	16:40:02.745
5 -	57.615	31.167	1:28.782	80.24	2.262	16:41:31.527
6 -	57.700	31.793	1:29.493	79.61	2.973	16:43:01.020
7 -	56.343	30.799	1:27.142 (2)	81.75	0.622	16:44:28.162
8 -	55.911	30.609	1:26.520 (1)	82.34		16:45:54.682

P18 46		Kevin MARSHALL		Yamaha TZR250 -		
IDEAL LAP TIME : 1:28.920		BEST LAP TIME : 1:29.083		DIFFERENCE : 0.163		
LAP	SECTOR 1	SECTOR 2	LAP TIME	MPH	DIFF	TIME OF DAY
1 -		31.860	1:36.795	73.60	7.712	16:35:39.786
2 -	58.860	32.158	1:31.018	78.27	1.935	16:37:10.804
3 -	59.452	31.928	1:31.380	77.96	2.297	16:38:42.184
4 -	58.067	31.760	1:29.827	79.31	0.744	16:40:12.011
5 -	57.633	31.838	1:29.471	79.63	0.388	16:41:41.482
6 -	57.586	31.868	1:29.454 (3)	79.64	0.371	16:43:10.936
7 -	57.508	31.575	1:29.083 (1)	79.97		16:44:40.019
8 -	57.345	31.764	1:29.109 (2)	79.95	0.026	16:46:09.128

P19 51		Richard HOLDSWORTH		Yamaha TZR250 2MA - tintwise.com		
IDEAL LAP TIME : 1:27.528		BEST LAP TIME : 1:27.807		DIFFERENCE : 0.279		
LAP	SECTOR 1	SECTOR 2	LAP TIME	MPH	DIFF	TIME OF DAY
1 -		30.749	1:32.851	76.73	5.044	16:35:35.842
2 -	56.779	31.028	1:27.807 (1)	81.13		16:37:03.649
3 -	57.239	31.669	1:28.908 (3)	80.13	1.101	16:38:32.557
4 -	58.096	32.244	1:30.340	78.86	2.533	16:40:02.897
5 -	57.268	31.295	1:28.563 (2)	80.44	0.756	16:41:31.460
6 -	57.545	32.313	1:29.858	79.28	2.051	16:43:01.318
7 -	1:01.150	33.564	1:34.714	75.22	6.907	16:44:36.032
8 -	1:00.829	33.673	1:34.502	75.39	6.695	16:46:10.534

P20 87		Denise BUTTON		Yamaha TZR250 -		
IDEAL LAP TIME : 1:29.814		BEST LAP TIME : 1:29.814		DIFFERENCE : 0.000		
LAP	SECTOR 1	SECTOR 2	LAP TIME	MPH	DIFF	TIME OF DAY
1 -		32.201	1:39.714	71.45	9.900	16:35:42.705
2 -	58.007	31.807	1:29.814 (1)	79.32		16:37:12.519
3 -	58.874	32.130	1:31.004	78.28	1.190	16:38:43.523
4 -	59.107	32.033	1:31.140	78.17	1.326	16:40:14.663
5 -	58.712	32.325	1:31.037	78.26	1.223	16:41:45.700
6 -	58.497	32.040	1:30.537 (2)	78.69	0.723	16:43:16.237
7 -	58.275	32.347	1:30.622 (3)	78.61	0.808	16:44:46.859
8 -	58.942	32.317	1:31.259	78.07	1.445	16:46:18.118

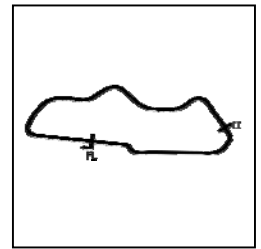
Weather / Track : Cloudy / Dry

Donington Park National
Circuit Length = 1.9790 miles
Start: 16:34 Flag 16:44 End: 16:46

BMCRC - MRO Championships 2020 - Rnd 3 @ Donington Park National

DFDS Yamaha Past Masters

RACE 21 - SECTOR ANALYSIS



SECTOR 1 = FL to I1, SECTOR 2 = I1 to FL, DIFF = Difference To Personal Best Lap, P = Crossed Finish Line in Pit Lane, D = Time Disallowed

P21 350 C		Liam BURSCOUGH		Yamaha - Cwtch Haus Design		
IDEAL LAP TIME : 1:30.610		BEST LAP TIME : 1:30.731		DIFFERENCE : 0.121		
LAP	SECTOR 1	SECTOR 2	LAP TIME	MPH	DIFF	TIME OF DAY
1 -		32.070	1:36.353	73.94	5.622	16:35:39.344
2 -	58.842	31.889	1:30.731 (1)	78.52		16:37:10.075
3 -	59.695	32.678	1:32.373	77.12	1.642	16:38:42.448
4 -	59.264	32.108	1:31.372	77.97	0.641	16:40:13.820
5 -	59.060	32.221	1:31.281	78.05	0.550	16:41:45.101
6 -	58.743	32.626	1:31.369	77.97	0.638	16:43:16.470
7 -	58.747	32.504	1:31.251 (3)	78.07	0.520	16:44:47.721
8 -	58.721	32.172	1:30.893 (2)	78.38	0.162	16:46:18.614

P22 69 C		Mark ELLERAY		Yamaha TZR250 - Abbot Solutions Ltd		
IDEAL LAP TIME : 1:30.115		BEST LAP TIME : 1:30.394		DIFFERENCE : 0.279		
LAP	SECTOR 1	SECTOR 2	LAP TIME	MPH	DIFF	TIME OF DAY
1 -		32.210	1:40.120	71.16	9.726	16:35:43.111
2 -	58.295	32.132	1:30.427 (2)	78.78	0.033	16:37:13.538
3 -	58.672	32.232	1:30.904	78.37	0.510	16:38:44.442
4 -	58.504	31.949	1:30.453 (3)	78.76	0.059	16:40:14.895
5 -	58.759	32.331	1:31.090	78.21	0.696	16:41:45.985
6 -	58.557	32.159	1:30.716	78.53	0.322	16:43:16.701
7 -	58.166	32.228	1:30.394 (1)	78.81		16:44:47.095
8 -	59.112	32.506	1:31.618	77.76	1.224	16:46:18.713

P23 17 R		Dan MILES		Yamaha TZR250 -		
IDEAL LAP TIME : 1:29.784		BEST LAP TIME : 1:29.784		DIFFERENCE : 0.000		
LAP	SECTOR 1	SECTOR 2	LAP TIME	MPH	DIFF	TIME OF DAY
1 -		33.460	1:43.366	68.92	13.582	16:35:46.357
2 -	1:00.299	33.093	1:33.392	76.28	3.608	16:37:19.749
3 -	59.218	32.565	1:31.783 (2)	77.62	1.999	16:38:51.532
4 -	1:04.141	33.055	1:37.196	73.30	7.412	16:40:28.728
5 -	59.951	32.436	1:32.387	77.11	2.603	16:42:01.115
6 -	59.726	32.375	1:32.101 (3)	77.35	2.317	16:43:33.216
7 -	57.944	31.840	1:29.784 (1)	79.35		16:45:03.000

P24 99		Paul FIRTH		Yamaha TZR250 2MA -		
IDEAL LAP TIME : 1:31.479		BEST LAP TIME : 1:31.479		DIFFERENCE : 0.000		
LAP	SECTOR 1	SECTOR 2	LAP TIME	MPH	DIFF	TIME OF DAY
1 -		32.971	1:42.083	69.79	10.604	16:35:45.074
2 -	1:01.531	34.064	1:35.595	74.52	4.116	16:37:20.669
3 -	1:00.464	33.675	1:34.139	75.68	2.660	16:38:54.808
4 -	1:02.075	33.013	1:35.088	74.92	3.609	16:40:29.896
5 -	1:00.245	32.789	1:33.034 (3)	76.58	1.555	16:42:02.930
6 -	59.605	32.698	1:32.303 (2)	77.18	0.824	16:43:35.233
7 -	59.169	32.310	1:31.479 (1)	77.88		16:45:06.712

P25 67 C		Mark BAILEY		Yamaha TZR250 - Gforce motorcycles		
IDEAL LAP TIME : 1:32.233		BEST LAP TIME : 1:32.233		DIFFERENCE : 0.000		
LAP	SECTOR 1	SECTOR 2	LAP TIME	MPH	DIFF	TIME OF DAY
1 -		33.125	1:41.597	70.12	9.364	16:35:44.588
2 -	1:00.587	34.132	1:34.719	75.21	2.486	16:37:19.307
3 -	1:00.880	33.421	1:34.301	75.55	2.068	16:38:53.608
4 -	1:02.531	32.558	1:35.089	74.92	2.856	16:40:28.697
5 -	59.769	32.464	1:32.233 (1)	77.24		16:42:00.930
6 -	1:00.154	32.567	1:32.721 (2)	76.83	0.488	16:43:33.651
7 -	1:01.274	32.676	1:33.950 (3)	75.83	1.717	16:45:07.601

Weather / Track : Cloudy / Dry

Donington Park National
Circuit Length = 1.9790 miles
Start: 16:34 Flag 16:44 End: 16:46

BMCRC - MRO Championships 2020 - Rnd 3 @ Donington Park National

DFDS Yamaha Past Masters

RACE 21 - SECTOR ANALYSIS



SECTOR 1 = FL to I1, SECTOR 2 = I1 to FL, DIFF = Difference To Personal Best Lap, P = Crossed Finish Line in Pit Lane, D = Time Disallowed

P26 73 R		Colvin TURNER		Yamaha TZR250 -		
IDEAL LAP TIME : 1:36.296		BEST LAP TIME : 1:36.645		DIFFERENCE : 0.349		
LAP	SECTOR 1	SECTOR 2	LAP TIME	MPH	DIFF	TIME OF DAY
1 -		35.869	1:48.782	65.49	12.137	16:35:51.773
2 -	1:03.707	34.604	1:38.311	72.47	1.666	16:37:30.084
3 -	1:02.210	34.765	1:36.975 (3)	73.46	0.330	16:39:07.059
4 -	1:03.957	35.624	1:39.581	71.54	2.936	16:40:46.640
5 -	1:02.416	34.322	1:36.738 (2)	73.64	0.093	16:42:23.378
6 -	1:03.330	34.086	1:37.416	73.13	0.771	16:44:00.794
7 -	1:02.510	34.135	1:36.645 (1)	73.71		16:45:37.439

P27 41 C		Paul BOWLING		Yamaha TDR -		
IDEAL LAP TIME : 1:37.264		BEST LAP TIME : 1:38.126		DIFFERENCE : 0.862		
LAP	SECTOR 1	SECTOR 2	LAP TIME	MPH	DIFF	TIME OF DAY
1 -		34.495	1:46.346	66.99	8.220	16:35:49.337
2 -	1:03.351	35.173	1:38.524	72.31	0.398	16:37:27.861
3 -	1:03.746	35.103	1:38.849	72.07	0.723	16:39:06.710
4 -	1:08.195	34.176	1:42.371	69.59	4.245	16:40:49.081
5 -	1:04.308	33.913	1:38.221 (2)	72.53	0.095	16:42:27.302
6 -	1:03.753	34.666	1:38.419 (3)	72.39	0.293	16:44:05.721
7 -	1:03.899	34.227	1:38.126 (1)	72.60		16:45:43.847

P28 33 C		Kieran LEWIS		Yamaha TZR250 - Controls For Doors Ltd/ G Force Motorcycles		
IDEAL LAP TIME : 1:37.221		BEST LAP TIME : 1:38.198		DIFFERENCE : 0.977		
LAP	SECTOR 1	SECTOR 2	LAP TIME	MPH	DIFF	TIME OF DAY
1 -		34.355	1:47.240	66.43	9.042	16:35:50.231
2 -	1:03.032	35.166	1:38.198 (1)	72.55		16:37:28.429
3 -	1:03.554	34.849	1:38.403 (2)	72.40	0.205	16:39:06.832
4 -	1:06.612	34.189	1:40.801	70.68	2.603	16:40:47.633
5 -	1:04.429	34.232	1:38.661 (3)	72.21	0.463	16:42:26.294
6 -	1:04.194	34.868	1:39.062	71.92	0.864	16:44:05.356
7 -	1:03.594	35.260	1:38.854	72.07	0.656	16:45:44.210

P29 42 C		Martin PEARSON		Yamaha TZR250 - Viking Inspection		
IDEAL LAP TIME : 1:36.438		BEST LAP TIME : 1:36.449		DIFFERENCE : 0.011		
LAP	SECTOR 1	SECTOR 2	LAP TIME	MPH	DIFF	TIME OF DAY
1 -		33.877	1:45.237	67.70	8.788	16:35:48.228
2 -	1:02.915	34.021	1:36.936 (2)	73.49	0.487	16:37:25.164
3 -	1:02.561	33.888	1:36.449 (1)	73.86		16:39:01.613
4 -	1:04.861	IN PIT	1:46.388 P	66.96	9.939	16:40:48.001

P30 24		Scott CARSON		Yamaha TZR250 - B Grays Powerbiking, All Eng. Diamond Drillir		
IDEAL LAP TIME : 1:19.614		BEST LAP TIME : 1:19.614		DIFFERENCE : 0.000		
LAP	SECTOR 1	SECTOR 2	LAP TIME	MPH	DIFF	TIME OF DAY
1 -		28.753	1:24.359	84.45	4.745	16:35:27.350
2 -	51.414	28.200	1:19.614 (1)	89.48		16:36:46.964
3 -	51.576	28.254	1:19.830 (2)	89.24	0.216	16:38:06.794

P31 100 R		John HAMILTON		Yamaha TZR250 - www.ypmrc.co.uk		
IDEAL LAP TIME :		BEST LAP TIME :		DIFFERENCE :		
LAP	SECTOR 1	SECTOR 2	LAP TIME	MPH	DIFF	TIME OF DAY
1 -			1:39.379	71.69		16:35:42.370

Weather / Track : Cloudy / Dry

Donington Park National
Circuit Length = 1.9790 miles
Start: 16:34 Flag 16:44 End: 16:46

BMCRC - MRO Championships 2020 - Rnd 3 @ Donington Park National

DFDS Yamaha Past Masters

RACE 21 - BEST SECTORS

SECTOR 1				SECTOR 2				IDEAL / BEST COMPARISON				
POS	NO	NAME	TIME	NO	NAME	TIME	POS	NO	NAME	IDEAL	BEST	DIFF
									PERFECT LAP	1:19.132		
1	19	BRANTON	51.148	19	BRANTON	27.984	1	19	BRANTON	1:19.132	1:19.132	0.000
2	24	CARSON	51.414	24	CARSON	28.200	2	24	CARSON	1:19.614	1:19.614	0.000
3	81	GRANT	51.557	81	GRANT	28.428	3	81	GRANT	1:19.985	1:20.096	0.111
4	11	BOWN	51.919	0	TOLAND	28.619	4	11	BOWN	1:20.600	1:20.600	0.000
5	0	TOLAND	52.246	11	BOWN	28.681	5	0	TOLAND	1:20.865	1:21.020	0.155
6	15	PERKINS	52.290	57	MOOK	28.831	6	15	PERKINS	1:21.406	1:21.538	0.132
7	74	WHITBY	52.513	3	COOPER	28.900	7	57	MOOK	1:21.408	1:21.509	0.101
8	57	MOOK	52.577	7	MOORE	29.048	8	74	WHITBY	1:21.585	1:22.042	0.457
9	3	COOPER	52.755	74	WHITBY	29.072	9	3	COOPER	1:21.655	1:21.773	0.118
10	7	MOORE	53.153	15	PERKINS	29.116	10	7	MOORE	1:22.201	1:22.844	0.643
11	18	PRENTICE	54.117	18	PRENTICE	29.244	11	18	PRENTICE	1:23.361	1:23.361	0.000
12	92	CRIPPS	54.349	228	EMERSON	29.784	12	92	CRIPPS	1:24.453	1:24.453	0.000
13	228	EMERSON	54.868	83	GODBOLD	29.985	13	228	EMERSON	1:24.652	1:24.738	0.086
14	83	GODBOLD	55.089	92	CRIPPS	30.104	14	83	GODBOLD	1:25.074	1:25.095	0.021
15	72	THAY	55.646	72	THAY	30.609	15	72	THAY	1:26.255	1:26.485	0.230
16	26	LEE	55.911	26	LEE	30.609	16	26	LEE	1:26.520	1:26.520	0.000
17	60	GOUGH	56.097	60	GOUGH	30.740	17	60	GOUGH	1:26.837	1:26.899	0.062
18	51	HOLDSWORTH	56.779	51	HOLDSWORTH	30.749	18	51	HOLDSWORTH	1:27.528	1:27.807	0.279
19	46	MARSHALL	57.345	46	MARSHALL	31.575	19	46	MARSHALL	1:28.920	1:29.083	0.163
20	17	MILES	57.944	87	BUTTON	31.807	20	17	MILES	1:29.784	1:29.784	0.000
21	87	BUTTON	58.007	17	MILES	31.840	21	87	BUTTON	1:29.814	1:29.814	0.000
22	69	ELLERAY	58.166	350	BURSCOUGH	31.889	22	69	ELLERAY	1:30.115	1:30.394	0.279
23	350	BURSCOUGH	58.721	69	ELLERAY	31.949	23	350	BURSCOUGH	1:30.610	1:30.731	0.121
24	99	FIRTH	59.169	99	FIRTH	32.310	24	99	FIRTH	1:31.479	1:31.479	0.000
25	67	BAILEY	59.769	67	BAILEY	32.464	25	67	BAILEY	1:32.233	1:32.233	0.000
26	73	TURNER	1:02.210	42	PEARSON	33.877	26	73	TURNER	1:36.296	1:36.645	0.349
27	42	PEARSON	1:02.561	41	BOWLING	33.913	27	42	PEARSON	1:36.438	1:36.449	0.011
28	33	LEWIS	1:03.032	73	TURNER	34.086	28	33	LEWIS	1:37.221	1:38.198	0.977
29	41	BOWLING	1:03.351	33	LEWIS	34.189	29	41	BOWLING	1:37.264	1:38.126	0.862
30							30	100	HAMILTON			
31							31	70	BURSCOUGH		1:21.553	

Weather / Track : Cloudy / Dry

Results can be found at www.tsl-timing.com

Donington Park National
 Circuit Length = 1.9790 miles
 Start: 16:34 Flag 16:44 End: 16:46

Printed - 16:49 Sunday, 06 September 2020

BMCRC - MRO Championships 2020 - Rnd 3 @ Donington Park National

DFDS Yamaha Past Masters

RACE 21 - STATISTICS

Competitors Started 31
Planned Start 2020-09-06 @ 16:40:00.000
Actual Start 2020-09-06 @ 16:34:02.990
Finish Time 2020-09-06 @ 16:44:51.004
Track Length 1.9790mi.
Total Laps 226
Total Distance Covered 447.2691mi.

Session Fastest Lap History

NO	CL	NAME	LAP TIME	TIME OF DAY	LAP	VEHICLE
19		Peter BRANTON	1:19.132	16:36:46.394	2	Yamaha TZR250

Session Leader History

NO	CL	NAME	FROM LAP	LAPS LED	DISTANCE	VEHICLE
81		Scott GRANT	1	1	1.94 miles	Yamaha TZR250
19		Peter BRANTON	2	7	13.85 miles	Yamaha TZR250

Flag History

TYPE	TIME OF DAY
GREEN	16:34:02.990
FINISH	16:44:51.004

Flag Statistics

TYPE	COUNT	TOTAL LAPS	TOTAL TIME
Green	1	8	12:26.528
Red	0	0	0.000
Safety Car	0	0	0.000
FCY	0	0	0.000

BMCRC - MRO Championships 2020 - Rnd 3 @ Donington Park National

DFDS Yamaha Past Masters

RACE 21 - STATISTICS

CLASS :

17 Starters

Fastest Lap History

NO	NAME	LAP TIME	TIME OF DAY	LAP	VEHICLE
19	Peter BRANTON	1:19.132	16:36:46.394	2	Yamaha TZR250

Leader History

NO	NAME	FROM LAP	LAPS LED	DISTANCE	VEHICLE
81	Scott GRANT	1	1	1.94 miles	Yamaha TZR250
19	Peter BRANTON	2	7	13.85 miles	Yamaha TZR250

BMCRC - MRO Championships 2020 - Rnd 3 @ Donington Park National

DFDS Yamaha Past Masters

RACE 21 - STATISTICS

CLASS : C

10 Starters

Fastest Lap History

NO	NAME	LAP TIME	TIME OF DAY	LAP	VEHICLE
15	Billy PERKINS	1:22.235	16:36:52.854	2	Yamaha TZR250
15	Billy PERKINS	1:22.105	16:38:14.959	3	Yamaha TZR250
15	Billy PERKINS	1:22.022	16:40:59.373	5	Yamaha TZR250
15	Billy PERKINS	1:21.538	16:42:20.869	6	Yamaha TZR250

Leader History

NO	NAME	FROM LAP	LAPS LED	DISTANCE	VEHICLE
15	Billy PERKINS	1	8	15.79 miles	Yamaha TZR250

BMCRC - MRO Championships 2020 - Rnd 3 @ Donington Park National

DFDS Yamaha Past Masters

RACE 21 - STATISTICS

CLASS : R

4 Starters

Fastest Lap History

NO	NAME	LAP TIME	TIME OF DAY	LAP	VEHICLE
26	Damian LEE	1:28.253	16:37:05.552	2	Yamaha TZR250
26	Damian LEE	1:27.142	16:44:28.169	7	Yamaha TZR250
26	Damian LEE	1:26.520	16:45:54.688	8	Yamaha TZR250

Leader History

NO	NAME	FROM LAP	LAPS LED	DISTANCE	VEHICLE
26	Damian LEE	1	8	15.79 miles	Yamaha TZR250