



BMCRC-MRO Championships 2020

Round 1

Brands Hatch Indy

7th / 8th March 2020



Results Provided by Timing Solutions Ltd
www.tsl-timing.com

BMCRC-MRO Championships 2020



CHILTON MOTORS LTD
MZ CHAMPIONSHIP



CHILTON MOTORS 250 MZ & G- FORCE MC BLUE HAZE

Brands Hatch Indy Circuit

7th / 8th March 2020



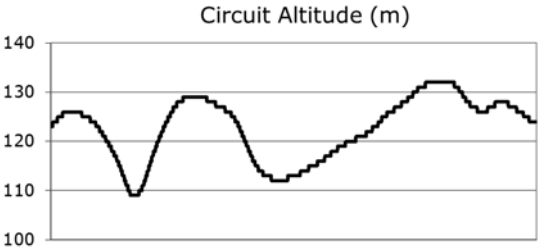
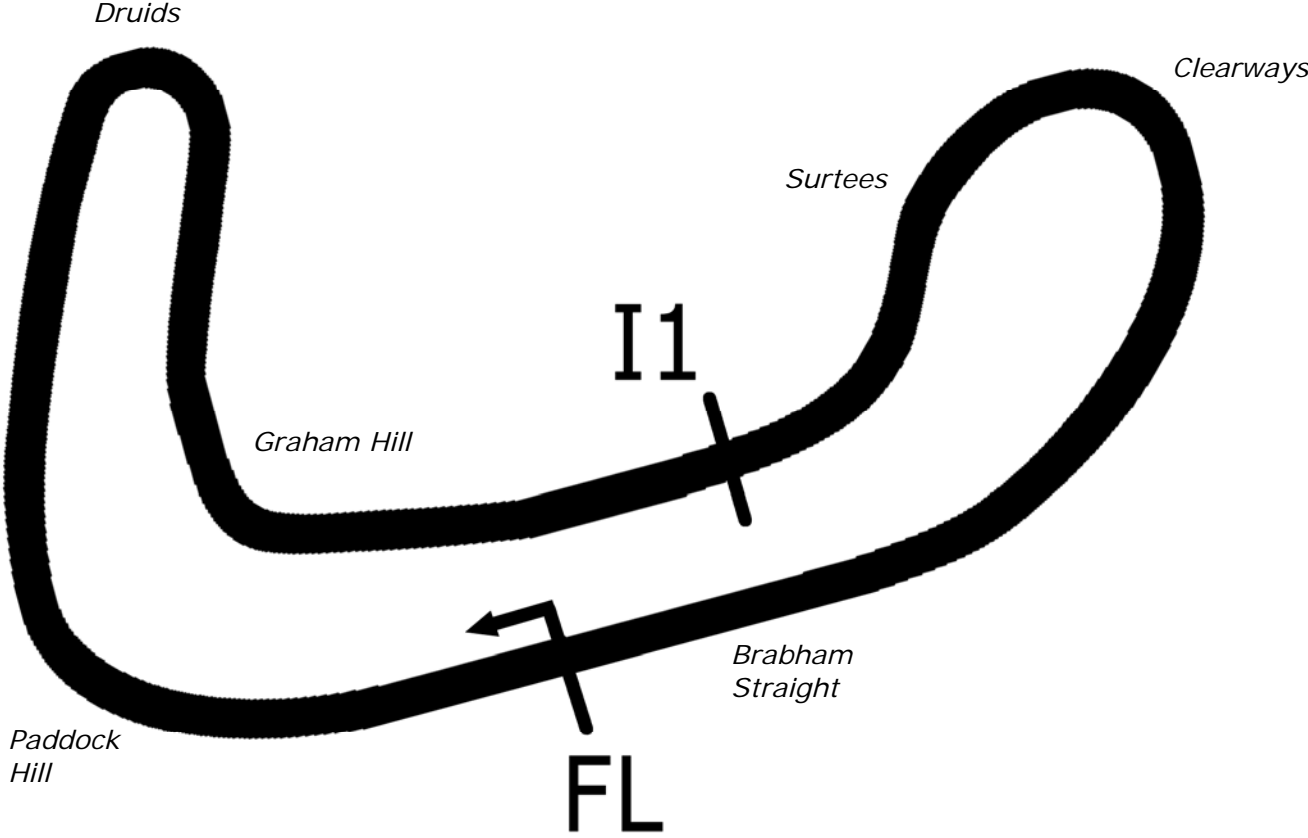
Results Provided by Timing Solutions Ltd
www.tsl-timing.com

Brands Hatch Indy



SPORTS TIMING

TIMING SOLUTIONS LTD



Length	1.2079 miles	1944.0 m	
FL		51.36032 N	0.26032 E
I1	1112m	51.35934 N	0.25955 E
Pit Entry	1669m	51.35911 N	0.25743 E
Pit Exit	26m after FL	51.36027 N	0.26078 E
Pit Entry–Pit Exit 277m, 16.6s @60kph, 12.4s @80kph			



BMCRC - MRO Championships 2020 - Rnd 1 @ Brands Hatch Indy

Chilton Motors 250MZs & G-Force MC Blue Haze

QUALIFYING - CLASSIFICATION

POS	NO	CL	PIC NAME	ENTRY	TIME	ON	LAPS	GAP	DIFF	MPH
1	8	GP	1 Phil ATKINSON	Yamaha TZ 350 - Rose mot centre	53.703	12	13			80.97
2	169	GP	2 John HOGG	Yamaha TZ 250 -	54.365	11	13	0.662	0.662	79.98
3	57	GP	3 Liam McCARTER	Yamaha TZ 250 -	54.806	8	9	1.103	0.441	79.34
4	22	GP	4 Rik BALLERINI	Yamaha SPONDON TZ250 - SCLS LTD, GECKO RACIN	55.053	5	6	1.350	0.247	78.98
5	64	GP	5 Phil ELLIS	Yamaha TZ 250B -	55.538	12	13	1.835	0.485	78.29
6	50	GP	6 Sean MORRISON	Honda RS 250 -	56.061	13	13	2.358	0.523	77.56
7	3	GP	7 Tom BARRETT	Honda RS250 - RGV Workshop	56.079	12	12	2.376	0.018	77.54
8	11	GP	8 Gael MACHARD	Yamaha TZ 250 4DP -	56.239	9	10	2.536	0.160	77.32
9	0	GPF	1 Paul TOLAND	Yamaha 350 -	56.485	13	13	2.782	0.246	76.98
10	81	GPF	2 Scott GRANT	Yamaha TZR250 3XV - Mum, Dad & Katie	56.658	7	9	2.955	0.173	76.75
11	111	GP	9 Phil GUILLOU	Yamaha TZ 250 -	56.683	11	12	2.980	0.025	76.71
12	53*	GP	10 Mark WHITING	Yamaha TZ 250 - Mark Whiting	58.279	5	5	4.576	1.596	74.61
13	60	GPF	3 Daniel GOUGH	Yamaha TZR250 - G Force Motorcycles	58.495	7	9	4.792	0.216	74.34
14	27	GPF	4 Richard HAYWARD	Yamaha TZR250 - Gforce Motorcycles/Hazel Motors	58.645	5	8	4.942	0.150	74.15
15	75		1 Peter WOODALL	MZ ETZ250 - Core Projects Ltd	58.795	8	11	5.092	0.150	73.96
16	69		2 Alexander MANN	Mz TS 250 - HS RACING	58.886	11	12	5.183	0.091	73.84
17	70	GPF	5 Andrew BURSCOUGH	Yamaha YPVS 350 - Apollo/Merlin/Abbey/Martitanium	58.973	8	12	5.270	0.087	73.73
18	14	GPF	6 Mick PENNELL	Yamaha YPVS - Everquip Racing	58.999	9	11	5.296	0.026	73.70
19	85		3 Andrew WALES	MZ ETZ250 - Illuminated Design LTD	59.334	11	13	5.631	0.335	73.29
20	71	GPF	7 Richard HICKLING	Aprilia RS 125 - All the Pickles	59.419	10	12	5.716	0.085	73.18
21	21	GP	11 Stuart THURTL	Honda RS250R NX5 - TeamTortoise	1:00.077	11	12	6.374	0.658	72.38
22	9		4 Gary HOWLETT	MZ TS250 - HS Racing	1:00.443	12	12	6.740	0.366	71.94
23	171	GPF	8 Dan MILES	Yamaha TZR 250 -	1:00.459	12	12	6.756	0.016	71.92
24	32		5 John ASHMEAD	Mz ETZ250 -	1:01.139	12	12	7.436	0.680	71.12
25	56		6 Russell TURNER	MZ ETZ250 -	1:01.551	7	12	7.848	0.412	70.65
26	96		7 Chris KENT	MZ ETZ250 - Buxton Powder Coating	1:02.438	8	12	8.735	0.887	69.64
27	38		8 Chris PETTET	MZ ETZ250 -	1:03.423	9	9	9.720	0.985	68.56
28	41		9 Gary WILLIAMS	MZ ETZ250 -	1:04.011	4	5	10.308	0.588	67.93
29	108	R	1 Ian KEEBLE	Mz ETZ250 -	1:04.314	11	12	10.611	0.303	67.61
30	93		10 Stephen PELL	MZ ETZ250 -	1:07.093	7	11	13.390	2.779	64.81
31	46	R	2 Steve BRIGDEN	MZ ETZ250 - KLB Racing	1:07.176	6	11	13.473	0.083	64.73
32	25	R	3 Jason HADLEY	Mz ETZ250 -	1:08.404	2	3	14.701	1.228	63.57
33	52	R	4 Nick MORRISON	MZ ETZ250 -	1:13.404	9	10	19.701	5.000	59.24
34	49	R	5 Andy MARKS	MZ ETZ250 -	1:14.808	8	10	21.105	1.404	58.13
35	61	GP	12 Russell COOK	Yamaha TZ 250 -	1:17.753	2	3	24.050	2.945	55.92
36	33	GPF	9 Kieran LEWIS	Yamaha TZR250 - Controls For Doors Ltd/ G Force Motor			0			

* No. 53 - Please fit a working transponder

Brands Hatch Indy
Circuit Length = 1.2079 miles
Start: 10:15 Flag 10:28 End: 10:29

Weather / Track : Cloudy / Dry
These results are provisional until the conclusion of any judicial and technical matters.

Clerk Of Course :	Steward :	Timekeeper :
-------------------	-----------	--------------

Results can be found at www.tsl-timing.com

Printed - 10:29 Saturday, 07 March 2020



BMCRC - MRO Championships 2020 - Rnd 1 @ Brands Hatch Indy

Chilton Motors 250MZs & G-Force MC Blue Haze

QUALIFYING - SECTOR ANALYSIS



SECTOR 1 = FL to I1, SECTOR 2 = I1 to FL, DIFF = Difference To Personal Best Lap, P = Crossed Finish Line in Pit Lane, D = Time Disallowed

P1 8 GP Phil ATKINSON		Yamaha TZ 350 - Rose mot centre				
IDEAL LAP TIME : 53.685		BEST LAP TIME : 53.703		DIFFERENCE : 0.018		
LAP	SECTOR 1	SECTOR 2	LAP TIME	MPH	DIFF	TIME OF DAY
1 -	36.224	22.624	58.848	73.89	5.145	10:17:08.861
2 -	33.920	22.050	55.970	77.69	2.267	10:18:04.831
3 -	33.078	23.089	56.167	77.42	2.464	10:19:00.998
4 -	32.773	22.292	55.065	78.97	1.362	10:19:56.063
5 -	32.454	21.913	54.367 (3)	79.98	0.664	10:20:50.430
6 -	34.744	IN PIT	1:48.384 P	40.12	54.681	10:22:38.814
7 -	OUTLAP	22.122	1:02.870	69.16	9.167	10:23:41.684
8 -	33.540	21.762	55.302	78.63	1.599	10:24:36.986
9 -	33.878	23.219	57.097	76.16	3.394	10:25:34.083
10 -	33.323	21.603	54.926	79.17	1.223	10:26:29.009
11 -	33.860	21.790	55.650	78.14	1.947	10:27:24.659
12 -	32.472	21.231	53.703 (1)	80.97		10:28:18.362
13 -	32.698	21.668	54.366 (2)	79.98	0.663	10:29:12.728

P2 169 GP John HOGG		Yamaha TZ 250 -				
IDEAL LAP TIME : 54.365		BEST LAP TIME : 54.365		DIFFERENCE : 0.000		
LAP	SECTOR 1	SECTOR 2	LAP TIME	MPH	DIFF	TIME OF DAY
1 -	40.325	25.075	1:05.400	66.49	11.035	10:17:57.286
2 -	37.406	24.915	1:02.321	69.77	7.956	10:18:59.607
3 -	35.520	22.780	58.300	74.59	3.935	10:19:57.907
4 -	35.414	22.752	58.166	74.76	3.801	10:20:56.073
5 -	34.898	22.265	57.163	76.07	2.798	10:21:53.236
6 -	34.383	23.806	58.189	74.73	3.824	10:22:51.425
7 -	33.642	22.288	55.930 (3)	77.75	1.565	10:23:47.355
8 -	33.633	22.618	56.251	77.30	1.886	10:24:43.606
9 -	33.734	22.157	55.891 (2)	77.80	1.526	10:25:39.497
10 -	33.986	22.522	56.508	76.95	2.143	10:26:36.005
11 -	32.826	21.539	54.365 (1)	79.98		10:27:30.370
12 -	33.583	22.795	56.378	77.13	2.013	10:28:26.748
13 -	33.883	22.127	56.010	77.63	1.645	10:29:22.758

P3 57 GP Liam McCARTER		Yamaha TZ 250 -				
IDEAL LAP TIME : 54.590		BEST LAP TIME : 54.806		DIFFERENCE : 0.216		
LAP	SECTOR 1	SECTOR 2	LAP TIME	MPH	DIFF	TIME OF DAY
1 -	38.675	24.351	1:03.026	68.99	8.220	10:17:42.393
2 -	35.946	22.950	58.896	73.83	4.090	10:18:41.289
3 -	35.036	23.050	58.086	74.86	3.280	10:19:39.375
4 -	35.018	22.292	57.310	75.87	2.504	10:20:36.685
5 -	33.649	22.055	55.704	78.06	0.898	10:21:32.389
6 -	33.962	21.670	55.632	78.16	0.826	10:22:28.021
7 -	32.920	22.032	54.952 (2)	79.13	0.146	10:23:22.973
8 -	32.970	21.836	54.806 (1)	79.34		10:24:17.779
9 -	33.333	21.874	55.207 (3)	78.76	0.401	10:25:12.986

P4 22 GP Rik BALLERINI		Yamaha SPONDON TZ250 - SCLS LTD, GECKO RACING, DY				
IDEAL LAP TIME : 55.014		BEST LAP TIME : 55.053		DIFFERENCE : 0.039		
LAP	SECTOR 1	SECTOR 2	LAP TIME	MPH	DIFF	TIME OF DAY
1 -	OUTLAP	23.705	1:06.043	65.84	10.990	10:22:06.356
2 -	34.564	22.618	57.182	76.04	2.129	10:23:03.538
3 -	34.029	22.384	56.413	77.08	1.360	10:23:59.951
4 -	33.350	22.088	55.438 (3)	78.44	0.385	10:24:55.389
5 -	33.017	22.036	55.053 (1)	78.98		10:25:50.442
6 -	33.173	21.997	55.170 (2)	78.82	0.117	10:26:45.612

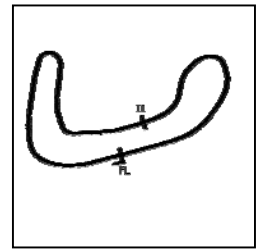
Weather / Track : Cloudy / Dry

Brands Hatch Indy
Circuit Length = 1.2079 miles
Start: 10:15 Flag 10:28 End: 10:29

BMCRC - MRO Championships 2020 - Rnd 1 @ Brands Hatch Indy

Chilton Motors 250MZs & G-Force MC Blue Haze

QUALIFYING - SECTOR ANALYSIS



SECTOR 1 = FL to I1, SECTOR 2 = I1 to FL, DIFF = Difference To Personal Best Lap, P = Crossed Finish Line in Pit Lane, D = Time Disallowed

P5 64 GP Phil ELLIS			Yamaha TZ 250B -			
IDEAL LAP TIME : 55.399		BEST LAP TIME : 55.538		DIFFERENCE : 0.139		
LAP	SECTOR 1	SECTOR 2	LAP TIME	MPH	DIFF	TIME OF DAY
1 -	39.391	25.443	1:04.834	67.07	9.296	10:17:39.925
2 -	36.664	23.660	1:00.324	72.08	4.786	10:18:40.249
3 -	35.468	23.037	58.505	74.32	2.967	10:19:38.754
4 -	35.125	22.565	57.690	75.37	2.152	10:20:36.444
5 -	35.047	23.227	58.274	74.62	2.736	10:21:34.718
6 -	33.730	22.582	56.312	77.22	0.774	10:22:31.030
7 -	33.505	22.098	55.603 (2)	78.20	0.065	10:23:26.633
8 -	34.927	22.420	57.347	75.82	1.809	10:24:23.980
9 -	34.748	23.191	57.939	75.05	2.401	10:25:21.919
10 -	33.565	22.463	56.028 (3)	77.61	0.490	10:26:17.947
11 -	33.859	22.457	56.316	77.21	0.778	10:27:14.263
12 -	33.644	21.894	55.538 (1)	78.29		10:28:09.801
13 -	33.765	22.386	56.151	77.44	0.613	10:29:05.952

P6 50 GP Sean MORRISON			Honda RS 250 -			
IDEAL LAP TIME : 55.936		BEST LAP TIME : 56.061		DIFFERENCE : 0.125		
LAP	SECTOR 1	SECTOR 2	LAP TIME	MPH	DIFF	TIME OF DAY
1 -	40.344	25.261	1:05.605	66.28	9.544	10:17:43.260
2 -	37.882	25.453	1:03.335	68.66	7.274	10:18:46.595
3 -	36.457	23.411	59.868	72.63	3.807	10:19:46.463
4 -	35.594	23.762	59.356	73.26	3.295	10:20:45.819
5 -	34.680	22.936	57.616	75.47	1.555	10:21:43.435
6 -	35.394	22.707	58.101	74.84	2.040	10:22:41.536
7 -	35.025	22.992	58.017	74.95	1.956	10:23:39.553
8 -	34.549	22.751	57.300	75.89	1.239	10:24:36.853
9 -	35.948	22.939	58.887	73.84	2.826	10:25:35.740
10 -	35.190	22.112	57.302	75.88	1.241	10:26:33.042
11 -	34.250	22.353	56.603 (2)	76.82	0.542	10:27:29.645
12 -	34.051	22.601	56.652 (3)	76.75	0.591	10:28:26.297
13 -	33.824	22.237	56.061 (1)	77.56		10:29:22.358

P7 3 GP Tom BARRETT			Honda RS250 - RGV Workshop			
IDEAL LAP TIME : 56.079		BEST LAP TIME : 56.079		DIFFERENCE : 0.000		
LAP	SECTOR 1	SECTOR 2	LAP TIME	MPH	DIFF	TIME OF DAY
1 -	41.405	25.150	1:06.555	65.33	10.476	10:17:50.734
2 -	38.706	23.614	1:02.320	69.77	6.241	10:18:53.054
3 -	38.922	25.025	1:03.947	68.00	7.868	10:19:57.001
4 -	35.893	22.986	58.879	73.85	2.800	10:20:55.880
5 -	36.959	23.831	1:00.790	71.53	4.711	10:21:56.670
6 -	36.965	24.176	1:01.141	71.12	5.062	10:22:57.811
7 -	35.842	22.687	58.529	74.29	2.450	10:23:56.340
8 -	34.797	22.441	57.238 (2)	75.97	1.159	10:24:53.578
9 -	34.790	22.475	57.265 (3)	75.93	1.186	10:25:50.843
10 -	35.351	24.537	59.888	72.61	3.809	10:26:50.731
11 -	35.740	23.974	59.714	72.82	3.635	10:27:50.445
12 -	34.164	21.915	56.079 (1)	77.54		10:28:46.524

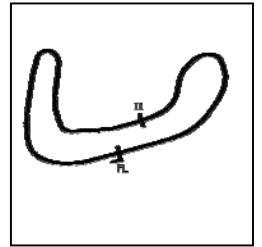
Weather / Track : Cloudy / Dry

Brands Hatch Indy
Circuit Length = 1.2079 miles
Start: 10:15 Flag 10:28 End: 10:29

BMCRC - MRO Championships 2020 - Rnd 1 @ Brands Hatch Indy

Chilton Motors 250MZs & G-Force MC Blue Haze

QUALIFYING - SECTOR ANALYSIS



SECTOR 1 = FL to I1, SECTOR 2 = I1 to FL, DIFF = Difference To Personal Best Lap, P = Crossed Finish Line in Pit Lane, D = Time Disallowed

P8		11 GP		Gael MACHARD		Yamaha TZ 250 4DP -	
IDEAL LAP TIME : 56.239		BEST LAP TIME : 56.239		DIFFERENCE : 0.000			
LAP	SECTOR 1	SECTOR 2	LAP TIME	MPH	DIFF	TIME OF DAY	
1 -	42.950	25.823	1:08.773	63.23	12.534	10:17:55.473	
2 -	39.013	24.970	1:03.983	67.96	7.744	10:18:59.456	
3 -	36.497	23.194	59.691	72.85	3.452	10:19:59.147	
4 -	35.559	23.029	58.588 (3)	74.22	2.349	10:20:57.735	
5 -	36.015	23.037	59.052	73.64	2.813	10:21:56.787	
6 -	37.393	23.965	1:01.358	70.87	5.119	10:22:58.145	
7 -	36.004	22.475	58.479 (2)	74.36	2.240	10:23:56.624	
8 -	36.977	22.312	59.289	73.34	3.050	10:24:55.913	
9 -	34.102	22.137	56.239 (1)	77.32		10:25:52.152	
10 -	35.718	25.429	1:01.147	71.11	4.908	10:26:53.299	

P9		0 GPF		Paul TOLAND		Yamaha 350 -	
IDEAL LAP TIME : 56.068		BEST LAP TIME : 56.485		DIFFERENCE : 0.417			
LAP	SECTOR 1	SECTOR 2	LAP TIME	MPH	DIFF	TIME OF DAY	
1 -	37.650	24.307	1:01.957	70.18	5.472	10:17:34.200	
2 -	35.721	24.359	1:00.080	72.38	3.595	10:18:34.280	
3 -	34.605	23.090	57.695	75.37	1.210	10:19:31.975	
4 -	34.426	23.200	57.626	75.46	1.141	10:20:29.601	
5 -	35.728	22.852	58.580	74.23	2.095	10:21:28.181	
6 -	34.019	22.684	56.703 (2)	76.69	0.218	10:22:24.884	
7 -	34.297	23.615	57.912	75.08	1.427	10:23:22.796	
8 -	35.168	22.866	58.034	74.93	1.549	10:24:20.830	
9 -	34.854	22.708	57.562	75.54	1.077	10:25:18.392	
10 -	34.258	23.411	57.669	75.40	1.184	10:26:16.061	
11 -	34.752	22.976	57.728	75.32	1.243	10:27:13.789	
12 -	34.212	22.496	56.708 (3)	76.68	0.223	10:28:10.497	
13 -	33.572	22.913	56.485 (1)	76.98		10:29:06.982	

P10		81 GPF		Scott GRANT		Yamaha TZR250 3XV - Mum, Dad & Katie	
IDEAL LAP TIME : 56.463		BEST LAP TIME : 56.658		DIFFERENCE : 0.195			
LAP	SECTOR 1	SECTOR 2	LAP TIME	MPH	DIFF	TIME OF DAY	
1 -	43.947	25.601	1:09.548	62.52	12.890	10:17:54.913	
2 -	39.444	24.820	1:04.264	67.66	7.606	10:18:59.177	
3 -	36.511	23.253	59.764	72.76	3.106	10:19:58.941	
4 -	35.251	22.908	58.159	74.77	1.501	10:20:57.100	
5 -	36.238	23.379	59.617	72.94	2.959	10:21:56.717	
6 -	35.702	23.322	59.024	73.67	2.366	10:22:55.741	
7 -	34.189	22.469	56.658 (1)	76.75		10:23:52.399	
8 -	34.463	22.274	56.737 (2)	76.64	0.079	10:24:49.136	
9 -	34.685	22.714	57.399 (3)	75.76	0.741	10:25:46.535	

P11		111 GP		Phil GUILLOU		Yamaha TZ 250 -	
IDEAL LAP TIME : 56.683		BEST LAP TIME : 56.683		DIFFERENCE : 0.000			
LAP	SECTOR 1	SECTOR 2	LAP TIME	MPH	DIFF	TIME OF DAY	
1 -	OUTLAP	23.503	1:05.501	66.38	8.818	10:18:25.774	
2 -	37.673	24.271	1:01.944	70.20	5.261	10:19:27.718	
3 -	36.442	23.466	59.908	72.58	3.225	10:20:27.626	
4 -	36.095	22.462	58.557	74.26	1.874	10:21:26.183	
5 -	35.416	22.319	57.735	75.32	1.052	10:22:23.918	
6 -	34.985	23.380	58.365	74.50	1.682	10:23:22.283	
7 -	36.525	23.785	1:00.310	72.10	3.627	10:24:22.593	
8 -	40.115	23.603	1:03.718	68.24	7.035	10:25:26.311	
9 -	34.758	22.339	57.097 (2)	76.16	0.414	10:26:23.408	
10 -	35.152	22.437	57.589	75.51	0.906	10:27:20.997	
11 -	34.475	22.208	56.683 (1)	76.71		10:28:17.680	
12 -	34.605	22.528	57.133 (3)	76.11	0.450	10:29:14.813	

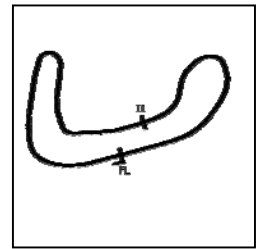
Weather / Track : Cloudy / Dry

Brands Hatch Indy
Circuit Length = 1.2079 miles
Start: 10:15 Flag 10:28 End: 10:29

BMCRC - MRO Championships 2020 - Rnd 1 @ Brands Hatch Indy

Chilton Motors 250MZs & G-Force MC Blue Haze

QUALIFYING - SECTOR ANALYSIS



SECTOR 1 = FL to I1, SECTOR 2 = I1 to FL, DIFF = Difference To Personal Best Lap, P = Crossed Finish Line in Pit Lane, D = Time Disallowed

P12 53 GP		Mark WHITING		Yamaha TZ 250 - Mark Whiting		
IDEAL LAP TIME :		BEST LAP TIME : 58.279		DIFFERENCE :		
LAP	SECTOR 1	SECTOR 2	LAP TIME	MPH	DIFF	TIME OF DAY
1 -			1:05.745	66.14	7.466	10:17:49.402
2 -			1:03.427	68.56	5.148	10:18:52.829
3 -			1:03.117 (3)	68.89	4.838	10:19:55.946
4 -			59.935 (2)	72.55	1.656	10:20:55.881
5 -			58.279 (1)	74.61		10:21:54.160

P13 60 GPF		Daniel GOUGH		Yamaha TZR250 - G Force Motorcycles		
IDEAL LAP TIME : 58.243		BEST LAP TIME : 58.495		DIFFERENCE : 0.252		
LAP	SECTOR 1	SECTOR 2	LAP TIME	MPH	DIFF	TIME OF DAY
1 -	41.452	26.548	1:08.000	63.95	9.505	10:17:45.776
2 -	38.396	24.096	1:02.492	69.58	3.997	10:18:48.268
3 -	36.135	23.527	59.662	72.88	1.167	10:19:47.930
4 -	35.822	23.558	59.380 (3)	73.23	0.885	10:20:47.310
5 -	36.611	23.254	59.865	72.64	1.370	10:21:47.175
6 -	36.184	23.366	59.550	73.02	1.055	10:22:46.725
7 -	35.106	23.389	58.495 (1)	74.34		10:23:45.220
8 -	35.563	23.137	58.700 (2)	74.08	0.205	10:24:43.920
9 -	35.288	30.532	1:05.820	66.06	7.325	10:25:49.740

P14 27 GPF		Richard HAYWARD		Yamaha TZR250 - Gforce Motorcycles/Hazel Motors		
IDEAL LAP TIME : 58.306		BEST LAP TIME : 58.645		DIFFERENCE : 0.339		
LAP	SECTOR 1	SECTOR 2	LAP TIME	MPH	DIFF	TIME OF DAY
1 -	39.463	26.296	1:05.759	66.12	7.114	10:17:45.878
2 -	37.038	24.727	1:01.765	70.40	3.120	10:18:47.643
3 -	36.266	24.116	1:00.382	72.01	1.737	10:19:48.025
4 -	36.014	23.758	59.772	72.75	1.127	10:20:47.797
5 -	35.241	23.404	58.645 (1)	74.15		10:21:46.442
6 -	36.685	23.555	1:00.240	72.18	1.595	10:22:46.682
7 -	35.569	23.188	58.757 (2)	74.00	0.112	10:23:45.439
8 -	35.449	23.660	59.109 (3)	73.56	0.464	10:24:44.548

P15 75		Peter WOODALL		MZ ETZ250 - Core Projects Ltd		
IDEAL LAP TIME : 58.760		BEST LAP TIME : 58.795		DIFFERENCE : 0.035		
LAP	SECTOR 1	SECTOR 2	LAP TIME	MPH	DIFF	TIME OF DAY
1 -	40.141	24.923	1:05.064	66.83	6.269	10:17:23.582
2 -	37.520	24.542	1:02.062	70.06	3.267	10:18:25.644
3 -	37.004	24.231	1:01.235	71.01	2.440	10:19:26.879
4 -	36.231	23.727	59.958	72.52	1.163	10:20:26.837
5 -	35.632	23.648	59.280	73.35	0.485	10:21:26.117
6 -	36.533	23.951	1:00.484	71.89	1.689	10:22:26.601
7 -	35.689	23.468	59.157 (3)	73.50	0.362	10:23:25.758
8 -	35.444	23.351	58.795 (1)	73.96		10:24:24.553
9 -	37.766	24.665	1:02.431	69.65	3.636	10:25:26.984
10 -	35.593	23.768	59.361	73.25	0.566	10:26:26.345
11 -	35.409	23.550	58.959 (2)	73.75	0.164	10:27:25.304

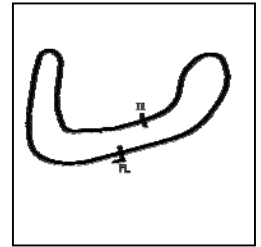
Weather / Track : Cloudy / Dry

Brands Hatch Indy
Circuit Length = 1.2079 miles
Start: 10:15 Flag 10:28 End: 10:29

BMCRC - MRO Championships 2020 - Rnd 1 @ Brands Hatch Indy

Chilton Motors 250MZs & G-Force MC Blue Haze

QUALIFYING - SECTOR ANALYSIS



SECTOR 1 = FL to I1, SECTOR 2 = I1 to FL, DIFF = Difference To Personal Best Lap, P = Crossed Finish Line in Pit Lane, D = Time Disallowed

P16 69		Alexander MANN		Mz TS 250 - HS RACING			
IDEAL LAP TIME : 58.886		BEST LAP TIME : 58.886		DIFFERENCE : 0.000			
LAP	SECTOR 1	SECTOR 2	LAP TIME	MPH	DIFF	TIME OF DAY	
1 -	43.954	28.296	1:12.250	60.18	13.364	10:17:27.784	
2 -	41.800	27.068	1:08.868	63.14	9.982	10:18:36.652	
3 -	37.196	24.489	1:01.685	70.49	2.799	10:19:38.337	
4 -	37.593	24.240	1:01.833	70.32	2.947	10:20:40.170	
5 -	36.471	24.450	1:00.921	71.38	2.035	10:21:41.091	
6 -	36.351	24.044	1:00.395	72.00	1.509	10:22:41.486	
7 -	36.426	24.261	1:00.687	71.65	1.801	10:23:42.173	
8 -	35.893	23.834	59.727 (3)	72.80	0.841	10:24:41.900	
9 -	35.825	23.894	59.719 (2)	72.81	0.833	10:25:41.619	
10 -	36.034	23.770	59.804	72.71	0.918	10:26:41.423	
11 -	35.415	23.471	58.886 (1)	73.84		10:27:40.309	
12 -	36.261	23.565	59.826	72.68	0.940	10:28:40.135	

P17 70 GPF		Andrew BURSCOUGH		Yamaha YPVS 350 - Apollo/Merlin/Abbey/Martitanium			
IDEAL LAP TIME : 58.626		BEST LAP TIME : 58.973		DIFFERENCE : 0.347			
LAP	SECTOR 1	SECTOR 2	LAP TIME	MPH	DIFF	TIME OF DAY	
1 -	39.957	25.245	1:05.202	66.69	6.229	10:17:40.534	
2 -	36.868	23.635	1:00.503	71.87	1.530	10:18:41.037	
3 -	36.462	24.140	1:00.602	71.75	1.629	10:19:41.639	
4 -	36.734	23.329	1:00.063	72.40	1.090	10:20:41.702	
5 -	35.757	24.071	59.828	72.68	0.855	10:21:41.530	
6 -	36.063	23.346	59.409	73.19	0.436	10:22:40.939	
7 -	35.752	24.028	59.780	72.74	0.807	10:23:40.719	
8 -	35.673	23.300	58.973 (1)	73.73		10:24:39.692	
9 -	35.587	24.337	59.924	72.56	0.951	10:25:39.616	
10 -	36.266	23.441	59.707	72.83	0.734	10:26:39.323	
11 -	35.733	23.411	59.144 (3)	73.52	0.171	10:27:38.467	
12 -	35.326	23.688	59.014 (2)	73.68	0.041	10:28:37.481	

P18 14 GPF		Mick PENNELL		Yamaha YPVS - Everquip Racing			
IDEAL LAP TIME : 58.999		BEST LAP TIME : 58.999		DIFFERENCE : 0.000			
LAP	SECTOR 1	SECTOR 2	LAP TIME	MPH	DIFF	TIME OF DAY	
1 -	41.084	25.727	1:06.811	65.08	7.812	10:17:52.503	
2 -	37.764	24.059	1:01.823	70.33	2.824	10:18:54.326	
3 -	37.355	24.250	1:01.605	70.58	2.606	10:19:55.931	
4 -	36.042	23.725	59.767 (3)	72.75	0.768	10:20:55.698	
5 -	37.065	23.665	1:00.730	71.60	1.731	10:21:56.428	
6 -	36.964	23.975	1:00.939	71.35	1.940	10:22:57.367	
7 -	35.854	23.628	59.482 (2)	73.10	0.483	10:23:56.849	
8 -	36.773	23.740	1:00.513	71.86	1.514	10:24:57.362	
9 -	35.704	23.295	58.999 (1)	73.70		10:25:56.361	
10 -	36.360	23.665	1:00.025	72.44	1.026	10:26:56.386	
11 -	36.481	24.905	1:01.386	70.84	2.387	10:27:57.772	

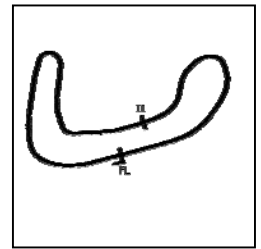
Weather / Track : Cloudy / Dry

Brands Hatch Indy
Circuit Length = 1.2079 miles
Start: 10:15 Flag 10:28 End: 10:29

BMCRC - MRO Championships 2020 - Rnd 1 @ Brands Hatch Indy

Chilton Motors 250MZs & G-Force MC Blue Haze

QUALIFYING - SECTOR ANALYSIS



SECTOR 1 = FL to I1, SECTOR 2 = I1 to FL, DIFF = Difference To Personal Best Lap, P = Crossed Finish Line in Pit Lane, D = Time Disallowed

P19 85		Andrew WALES		MZ ETZ250 - Illuminated Design LTD			
IDEAL LAP TIME : 59.334		BEST LAP TIME : 59.334		DIFFERENCE : 0.000			
LAP	SECTOR 1	SECTOR 2	LAP TIME	MPH	DIFF	TIME OF DAY	
1 -	37.049	24.552	1:01.601	70.59	2.267	10:17:13.932	
2 -	36.419	24.346	1:00.765	71.56	1.431	10:18:14.697	
3 -	35.656	24.158	59.814	72.70	0.480	10:19:14.511	
4 -	35.779	23.895	59.674 (2)	72.87	0.340	10:20:14.185	
5 -	35.967	24.323	1:00.290	72.12	0.956	10:21:14.475	
6 -	36.709	23.985	1:00.694	71.64	1.360	10:22:15.169	
7 -	36.145	24.550	1:00.695	71.64	1.361	10:23:15.864	
8 -	35.669	24.111	59.780 (3)	72.74	0.446	10:24:15.644	
9 -	36.063	23.808	59.871	72.63	0.537	10:25:15.515	
10 -	36.298	24.129	1:00.427	71.96	1.093	10:26:15.942	
11 -	35.562	23.772	59.334 (1)	73.29		10:27:15.276	
12 -	36.691	25.307	1:01.998	70.14	2.664	10:28:17.274	
13 -	37.385	25.882	1:03.267	68.73	3.933	10:29:20.541	

P20 71 GPF		Richard HICKLING		Aprilia RS 125 - All the Pickles			
IDEAL LAP TIME : 59.419		BEST LAP TIME : 59.419		DIFFERENCE : 0.000			
LAP	SECTOR 1	SECTOR 2	LAP TIME	MPH	DIFF	TIME OF DAY	
1 -	43.299	27.635	1:10.934	61.30	11.515	10:18:00.548	
2 -	39.328	28.071	1:07.399	64.52	7.980	10:19:07.947	
3 -	38.953	25.538	1:04.491	67.42	5.072	10:20:12.438	
4 -	37.586	24.601	1:02.187	69.92	2.768	10:21:14.625	
5 -	36.989	26.518	1:03.507	68.47	4.088	10:22:18.132	
6 -	38.207	26.062	1:04.269	67.66	4.850	10:23:22.401	
7 -	37.460	24.230	1:01.690	70.49	2.271	10:24:24.091	
8 -	37.876	24.908	1:02.784	69.26	3.365	10:25:26.875	
9 -	36.905	23.834	1:00.739 (2)	71.59	1.320	10:26:27.614	
10 -	35.707	23.712	59.419 (1)	73.18		10:27:27.033	
11 -	40.499	25.229	1:05.728	66.16	6.309	10:28:32.761	
12 -	36.254	24.639	1:00.893 (3)	71.41	1.474	10:29:33.654	

P21 21 GP		Stuart THURTLÉ		Honda RS250R NX5 - TeamTortoise			
IDEAL LAP TIME : 59.892		BEST LAP TIME : 1:00.077		DIFFERENCE : 0.185			
LAP	SECTOR 1	SECTOR 2	LAP TIME	MPH	DIFF	TIME OF DAY	
1 -	41.463	25.618	1:07.081	64.82	7.004	10:17:56.162	
2 -	40.996	26.400	1:07.396	64.52	7.319	10:19:03.558	
3 -	37.487	24.215	1:01.702	70.47	1.625	10:20:05.260	
4 -	37.678	25.245	1:02.923	69.10	2.846	10:21:08.183	
5 -	37.155	24.250	1:01.405	70.81	1.328	10:22:09.588	
6 -	37.021	23.921	1:00.942	71.35	0.865	10:23:10.530	
7 -	36.575	24.122	1:00.697	71.64	0.620	10:24:11.227	
8 -	36.694	23.840	1:00.534 (3)	71.83	0.457	10:25:11.761	
9 -	36.992	23.788	1:00.780	71.54	0.703	10:26:12.541	
10 -	37.714	23.340	1:01.054	71.22	0.977	10:27:13.595	
11 -	36.552	23.525	1:00.077 (1)	72.38		10:28:13.672	
12 -	36.687	23.573	1:00.260 (2)	72.16	0.183	10:29:13.932	

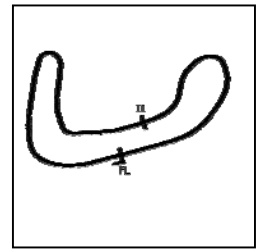
Weather / Track : Cloudy / Dry

Brands Hatch Indy
Circuit Length = 1.2079 miles
Start: 10:15 Flag 10:28 End: 10:29

BMCRC - MRO Championships 2020 - Rnd 1 @ Brands Hatch Indy

Chilton Motors 250MZs & G-Force MC Blue Haze

QUALIFYING - SECTOR ANALYSIS



SECTOR 1 = FL to I1, SECTOR 2 = I1 to FL, DIFF = Difference To Personal Best Lap, P = Crossed Finish Line in Pit Lane, D = Time Disallowed

P22 9		Gary HOWLETT		MZ TS250 - HS Racing			
IDEAL LAP TIME : 1:00.400		BEST LAP TIME : 1:00.443		DIFFERENCE : 0.043			
LAP	SECTOR 1	SECTOR 2	LAP TIME	MPH	DIFF	TIME OF DAY	
1 -	39.728	25.281	1:05.009	66.89	4.566	10:17:19.677	
2 -	37.735	25.130	1:02.865	69.17	2.422	10:18:22.542	
3 -	38.118	25.008	1:03.126	68.88	2.683	10:19:25.668	
4 -	37.449	24.613	1:02.062	70.06	1.619	10:20:27.730	
5 -	37.644	24.791	1:02.435	69.65	1.992	10:21:30.165	
6 -	37.046	24.658	1:01.704	70.47	1.261	10:22:31.869	
7 -	36.739	24.612	1:01.351	70.88	0.908	10:23:33.220	
8 -	36.994	24.313	1:01.307 (2)	70.93	0.864	10:24:34.527	
9 -	37.205	25.101	1:02.306	69.79	1.863	10:25:36.833	
10 -	37.173	24.862	1:02.035	70.09	1.592	10:26:38.868	
11 -	36.797	24.513	1:01.310 (3)	70.92	0.867	10:27:40.178	
12 -	36.782	23.661	1:00.443 (1)	71.94		10:28:40.621	

P23 171 GPF		Dan MILES		Yamaha TZR 250 -			
IDEAL LAP TIME : 1:00.459		BEST LAP TIME : 1:00.459		DIFFERENCE : 0.000			
LAP	SECTOR 1	SECTOR 2	LAP TIME	MPH	DIFF	TIME OF DAY	
1 -	42.776	27.434	1:10.210	61.93	9.751	10:17:53.958	
2 -	43.033	26.644	1:09.677	62.41	9.218	10:19:03.635	
3 -	39.216	25.418	1:04.634	67.28	4.175	10:20:08.269	
4 -	39.364	25.783	1:05.147	66.75	4.688	10:21:13.416	
5 -	39.412	24.697	1:04.109	67.83	3.650	10:22:17.525	
6 -	38.131	25.671	1:03.802	68.15	3.343	10:23:21.327	
7 -	37.147	24.447	1:01.594 (3)	70.60	1.135	10:24:22.921	
8 -	37.956	25.353	1:03.309	68.68	2.850	10:25:26.230	
9 -	37.748	24.407	1:02.155	69.96	1.696	10:26:28.385	
10 -	37.026	24.274	1:01.300 (2)	70.93	0.841	10:27:29.685	
11 -	37.286	24.356	1:01.642	70.54	1.183	10:28:31.327	
12 -	36.264	24.195	1:00.459 (1)	71.92		10:29:31.786	

P24 32		John ASHMEAD		Mz ETZ250 -			
IDEAL LAP TIME : 1:01.023		BEST LAP TIME : 1:01.139		DIFFERENCE : 0.116			
LAP	SECTOR 1	SECTOR 2	LAP TIME	MPH	DIFF	TIME OF DAY	
1 -	40.183	25.261	1:05.444	66.44	4.305	10:17:20.167	
2 -	37.404	25.300	1:02.704	69.35	1.565	10:18:22.871	
3 -	38.131	24.983	1:03.114	68.90	1.975	10:19:25.985	
4 -	37.501	24.968	1:02.469	69.61	1.330	10:20:28.454	
5 -	37.622	24.602	1:02.224	69.88	1.085	10:21:30.678	
6 -	37.383	24.679	1:02.062	70.06	0.923	10:22:32.740	
7 -	36.756	24.620	1:01.376 (2)	70.85	0.237	10:23:34.116	
8 -	37.345	24.571	1:01.916	70.23	0.777	10:24:36.032	
9 -	37.373	24.553	1:01.926	70.22	0.787	10:25:37.958	
10 -	37.161	24.294	1:01.455 (3)	70.76	0.316	10:26:39.413	
11 -	37.629	24.364	1:01.993	70.14	0.854	10:27:41.406	
12 -	36.729	24.410	1:01.139 (1)	71.12		10:28:42.545	

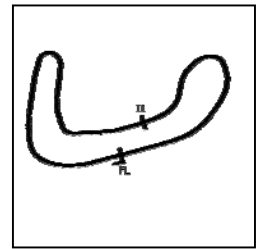
Weather / Track : Cloudy / Dry

Brands Hatch Indy
Circuit Length = 1.2079 miles
Start: 10:15 Flag 10:28 End: 10:29

BMCRC - MRO Championships 2020 - Rnd 1 @ Brands Hatch Indy

Chilton Motors 250MZs & G-Force MC Blue Haze

QUALIFYING - SECTOR ANALYSIS



SECTOR 1 = FL to I1, SECTOR 2 = I1 to FL, DIFF = Difference To Personal Best Lap, P = Crossed Finish Line in Pit Lane, D = Time Disallowed

P25 56		Russell TURNER		MZ ETZ250 -		
IDEAL LAP TIME : 1:01.551		BEST LAP TIME : 1:01.551		DIFFERENCE : 0.000		
LAP	SECTOR 1	SECTOR 2	LAP TIME	MPH	DIFF	TIME OF DAY
1 -	42.515	26.343	1:08.858	63.15	7.307	10:17:28.566
2 -	41.465	26.961	1:08.426	63.55	6.875	10:18:36.992
3 -	39.264	25.638	1:04.902	67.00	3.351	10:19:41.894
4 -	38.627	25.175	1:03.802	68.15	2.251	10:20:45.696
5 -	38.809	25.209	1:04.018	67.92	2.467	10:21:49.714
6 -	37.726	26.474	1:04.200	67.73	2.649	10:22:53.914
7 -	36.743	24.808	1:01.551 (1)	70.65		10:23:55.465
8 -	38.321	25.920	1:04.241	67.69	2.690	10:24:59.706
9 -	37.786	25.477	1:03.263	68.73	1.712	10:26:02.969
10 -	38.850	25.453	1:04.303	67.62	2.752	10:27:07.272
11 -	37.182	25.606	1:02.788 (3)	69.25	1.237	10:28:10.060
12 -	37.311	25.297	1:02.608 (2)	69.45	1.057	10:29:12.668

P26 96		Chris KENT		MZ ETZ250 - Buxton Powder Coating		
IDEAL LAP TIME : 1:01.954		BEST LAP TIME : 1:02.438		DIFFERENCE : 0.484		
LAP	SECTOR 1	SECTOR 2	LAP TIME	MPH	DIFF	TIME OF DAY
1 -	41.352	26.070	1:07.422	64.49	4.984	10:17:21.481
2 -	38.604	25.459	1:04.063	67.88	1.625	10:18:25.544
3 -	38.469	25.982	1:04.451	67.47	2.013	10:19:29.995
4 -	39.701	25.248	1:04.949	66.95	2.511	10:20:34.944
5 -	39.672	25.412	1:05.084	66.81	2.646	10:21:40.028
6 -	38.255	25.058	1:03.313	68.68	0.875	10:22:43.341
7 -	37.911	24.976	1:02.887	69.14	0.449	10:23:46.228
8 -	37.616	24.822	1:02.438 (1)	69.64		10:24:48.666
9 -	37.695	24.950	1:02.645 (3)	69.41	0.207	10:25:51.311
10 -	37.132	25.354	1:02.486 (2)	69.59	0.048	10:26:53.797
11 -	39.336	25.962	1:05.298	66.59	2.860	10:27:59.095
12 -	37.971	25.418	1:03.389	68.60	0.951	10:29:02.484

P27 38		Chris PETTET		MZ ETZ250 -		
IDEAL LAP TIME : 1:03.233		BEST LAP TIME : 1:03.423		DIFFERENCE : 0.190		
LAP	SECTOR 1	SECTOR 2	LAP TIME	MPH	DIFF	TIME OF DAY
1 -	44.242	27.436	1:11.678	60.66	8.255	10:17:29.451
2 -	40.731	26.741	1:07.472	64.45	4.049	10:18:36.923
3 -	39.152	26.210	1:05.362	66.53	1.939	10:19:42.285
4 -	39.045	26.174	1:05.219	66.67	1.796	10:20:47.504
5 -	38.463	25.520	1:03.983	67.96	0.560	10:21:51.487
6 -	38.990	26.268	1:05.258	66.63	1.835	10:22:56.745
7 -	38.333	25.527	1:03.860 (3)	68.09	0.437	10:24:00.605
8 -	37.929	25.839	1:03.768 (2)	68.19	0.345	10:25:04.373
9 -	38.119	25.304	1:03.423 (1)	68.56		10:26:07.796

P28 41		Gary WILLIAMS		MZ ETZ250 -		
IDEAL LAP TIME : 1:04.011		BEST LAP TIME : 1:04.011		DIFFERENCE : 0.000		
LAP	SECTOR 1	SECTOR 2	LAP TIME	MPH	DIFF	TIME OF DAY
1 -	42.220	27.291	1:09.511	62.55	5.500	10:17:28.280
2 -	41.356	26.842	1:08.198 (3)	63.76	4.187	10:18:36.478
3 -	39.074	26.005	1:05.079 (2)	66.82	1.068	10:19:41.557
4 -	38.705	25.306	1:04.011 (1)	67.93		10:20:45.568
5 -	38.734	31.044	1:09.778	62.32	5.767	10:21:55.346

Weather / Track : Cloudy / Dry

Brands Hatch Indy
Circuit Length = 1.2079 miles
Start: 10:15 Flag 10:28 End: 10:29

BMCRC - MRO Championships 2020 - Rnd 1 @ Brands Hatch Indy

Chilton Motors 250MZs & G-Force MC Blue Haze

QUALIFYING - SECTOR ANALYSIS



SECTOR 1 = FL to I1, SECTOR 2 = I1 to FL, DIFF = Difference To Personal Best Lap, P = Crossed Finish Line in Pit Lane, D = Time Disallowed

P29 108 R Ian KEEBLE			Mz ETZ250 -			
IDEAL LAP TIME : 1:03.709		BEST LAP TIME : 1:04.314		DIFFERENCE : 0.605		
LAP	SECTOR 1	SECTOR 2	LAP TIME	MPH	DIFF	TIME OF DAY
1 -	42.859	27.391	1:10.250	61.90	5.936	10:17:31.383
2 -	40.711	27.314	1:08.025	63.92	3.711	10:18:39.408
3 -	39.916	26.727	1:06.643	65.25	2.329	10:19:46.051
4 -	39.809	27.003	1:06.812	65.08	2.498	10:20:52.863
5 -	38.819	25.873	1:04.692 (3)	67.22	0.378	10:21:57.555
6 -	39.252	26.350	1:05.602	66.28	1.288	10:23:03.157
7 -	40.292	26.378	1:06.670	65.22	2.356	10:24:09.827
8 -	39.174	26.188	1:05.362	66.53	1.048	10:25:15.189
9 -	38.556	26.051	1:04.607 (2)	67.30	0.293	10:26:19.796
10 -	39.021	25.992	1:05.013	66.88	0.699	10:27:24.809
11 -	37.836	26.478	1:04.314 (1)	67.61		10:28:29.123
12 -	38.371	26.437	1:04.808	67.09	0.494	10:29:33.931

P30 93 Stephen PELLIS			MZ ETZ250 -			
IDEAL LAP TIME : 1:07.051		BEST LAP TIME : 1:07.093		DIFFERENCE : 0.042		
LAP	SECTOR 1	SECTOR 2	LAP TIME	MPH	DIFF	TIME OF DAY
1 -	45.843	29.629	1:15.472	57.61	8.379	10:17:38.938
2 -	41.863	28.051	1:09.914	62.19	2.821	10:18:48.852
3 -	40.325	28.321	1:08.646	63.34	1.553	10:19:57.498
4 -	40.393	27.379	1:07.772	64.16	0.679	10:21:05.270
5 -	41.666	27.662	1:09.328	62.72	2.235	10:22:14.598
6 -	40.274	27.476	1:07.750 (3)	64.18	0.657	10:23:22.348
7 -	40.293	26.800	1:07.093 (1)	64.81		10:24:29.441
8 -	40.556	28.049	1:08.605	63.38	1.512	10:25:38.046
9 -	40.852	27.007	1:07.859	64.08	0.766	10:26:45.905
10 -	43.175	26.843	1:10.018	62.10	2.925	10:27:55.923
11 -	40.353	26.777	1:07.130 (2)	64.77	0.037	10:29:03.053

P31 46 R Steve BRIGDEN			MZ ETZ250 - KLB Racing			
IDEAL LAP TIME : 1:06.871		BEST LAP TIME : 1:07.176		DIFFERENCE : 0.305		
LAP	SECTOR 1	SECTOR 2	LAP TIME	MPH	DIFF	TIME OF DAY
1 -	43.839	29.120	1:12.959	59.60	5.783	10:17:40.979
2 -	43.463	27.658	1:11.121	61.14	3.945	10:18:52.100
3 -	41.808	27.047	1:08.855	63.15	1.679	10:20:00.955
4 -	41.202	27.805	1:09.007	63.01	1.831	10:21:09.962
5 -	41.558	26.682	1:08.240	63.72	1.064	10:22:18.202
6 -	40.189	26.987	1:07.176 (1)	64.73		10:23:25.378
7 -	41.594	27.422	1:09.016	63.00	1.840	10:24:34.394
8 -	40.700	27.681	1:08.381	63.59	1.205	10:25:42.775
9 -	41.041	27.625	1:08.666	63.32	1.490	10:26:51.441
10 -	40.949	27.081	1:08.030 (3)	63.92	0.854	10:27:59.471
11 -	40.320	27.254	1:07.574 (2)	64.35	0.398	10:29:07.045

P32 25 R Jason HADLEY			Mz ETZ250 -			
IDEAL LAP TIME : 1:08.404		BEST LAP TIME : 1:08.404		DIFFERENCE : 0.000		
LAP	SECTOR 1	SECTOR 2	LAP TIME	MPH	DIFF	TIME OF DAY
1 -	45.399	27.846	1:13.245 (3)	59.37	4.841	10:17:41.583
2 -	41.408	26.996	1:08.404 (1)	63.57		10:18:49.987
3 -	42.246	27.297	1:09.543 (2)	62.53	1.139	10:19:59.530

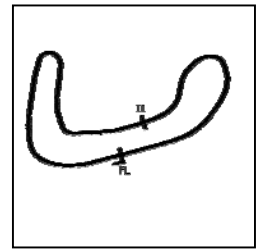
Weather / Track : Cloudy / Dry

Brands Hatch Indy
Circuit Length = 1.2079 miles
Start: 10:15 Flag 10:28 End: 10:29

BMCRC - MRO Championships 2020 - Rnd 1 @ Brands Hatch Indy

Chilton Motors 250MZs & G-Force MC Blue Haze

QUALIFYING - SECTOR ANALYSIS



SECTOR 1 = FL to I1, SECTOR 2 = I1 to FL, DIFF = Difference To Personal Best Lap, P = Crossed Finish Line in Pit Lane, D = Time Disallowed

P33 52 R Nick MORRISON			MZ ETZ250 -			
IDEAL LAP TIME : 1:13.183		BEST LAP TIME : 1:13.404		DIFFERENCE : 0.221		
LAP	SECTOR 1	SECTOR 2	LAP TIME	MPH	DIFF	TIME OF DAY
1 -	48.216	32.097	1:20.313	54.14	6.909	10:17:46.280
2 -	47.508	32.804	1:20.312	54.14	6.908	10:19:06.592
3 -	46.594	31.182	1:17.776	55.91	4.372	10:20:24.368
4 -	45.620	31.257	1:16.877	56.56	3.473	10:21:41.245
5 -	45.741	31.773	1:17.514	56.10	4.110	10:22:58.759
6 -	45.150	29.513	1:14.663	58.24	1.259	10:24:13.422
7 -	44.205	30.923	1:15.128	57.88	1.724	10:25:28.550
8 -	44.371	29.312	1:13.683 (2)	59.01	0.279	10:26:42.233
9 -	43.871	29.533	1:13.404 (1)	59.24		10:27:55.637
10 -	44.265	30.149	1:14.414 (3)	58.43	1.010	10:29:10.051

P34 49 R Andy MARKS			MZ ETZ250 -			
IDEAL LAP TIME : 1:14.377		BEST LAP TIME : 1:14.808		DIFFERENCE : 0.431		
LAP	SECTOR 1	SECTOR 2	LAP TIME	MPH	DIFF	TIME OF DAY
1 -	49.690	31.938	1:21.628	53.27	6.820	10:17:49.837
2 -	48.695	31.912	1:20.607	53.94	5.799	10:19:10.444
3 -	46.944	30.669	1:17.613	56.02	2.805	10:20:28.057
4 -	46.772	30.265	1:17.037	56.44	2.229	10:21:45.094
5 -	46.287	30.770	1:17.057	56.43	2.249	10:23:02.151
6 -	45.531	30.294	1:15.825	57.35	1.017	10:24:17.976
7 -	46.799	31.047	1:17.846	55.86	3.038	10:25:35.822
8 -	44.637	30.171	1:14.808 (1)	58.13		10:26:50.630
9 -	45.170	30.634	1:15.804 (3)	57.36	0.996	10:28:06.434
10 -	45.612	29.740	1:15.352 (2)	57.71	0.544	10:29:21.786

P35 61 GP Russell COOK			Yamaha TZ 250 -			
IDEAL LAP TIME : 1:17.638		BEST LAP TIME : 1:17.753		DIFFERENCE : 0.115		
LAP	SECTOR 1	SECTOR 2	LAP TIME	MPH	DIFF	TIME OF DAY
1 -	51.149	30.560	1:21.709 (3)	53.22	3.956	10:18:14.405
2 -	47.963	29.790	1:17.753 (1)	55.92		10:19:32.158
3 -	48.666	31.400	1:20.066 (2)	54.31	2.313	10:20:52.224

BMCRC - MRO Championships 2020 - Rnd 1 @ Brands Hatch Indy

Chilton Motors 250MZs & G-Force MC Blue Haze

QUALIFYING - BEST SECTORS

SECTOR 1			SECTOR 2			IDEAL / BEST COMPARISON						
POS	NO	NAME	TIME	NO	NAME	TIME	POS	NO	NAME	IDEAL	BEST	DIFF
									PERFECT LAP	53.685		
1	8	ATKINSON	32.454	8	ATKINSON	21.231	1	8	ATKINSON	53.685	53.703	0.018
2	169	HOGG	32.826	169	HOGG	21.539	2	169	HOGG	54.365	54.365	0.000
3	57	McCARTER	32.920	57	McCARTER	21.670	3	57	McCARTER	54.590	54.806	0.216
4	22	BALLERINI	33.017	64	ELLIS	21.894	4	22	BALLERINI	55.014	55.053	0.039
5	64	ELLIS	33.505	3	BARRETT	21.915	5	64	ELLIS	55.399	55.538	0.139
6	0	TOLAND	33.572	22	BALLERINI	21.997	6	50	MORRISON	55.936	56.061	0.125
7	50	MORRISON	33.824	50	MORRISON	22.112	7	0	TOLAND	56.068	56.485	0.417
8	11	MACHARD	34.102	11	MACHARD	22.137	8	3	BARRETT	56.079	56.079	0.000
9	3	BARRETT	34.164	111	GUILLOU	22.208	9	11	MACHARD	56.239	56.239	0.000
10	81	GRANT	34.189	81	GRANT	22.274	10	81	GRANT	56.463	56.658	0.195
11	111	GUILLOU	34.475	0	TOLAND	22.496	11	111	GUILLOU	56.683	56.683	0.000
12	60	GOUGH	35.106	60	GOUGH	23.137	12	60	GOUGH	58.243	58.495	0.252
13	27	HAYWARD	35.118	27	HAYWARD	23.188	13	27	HAYWARD	58.306	58.645	0.339
14	70	BURSCOUGH	35.326	14	PENNELL	23.295	14	70	BURSCOUGH	58.626	58.973	0.347
15	75	WOODALL	35.409	70	BURSCOUGH	23.300	15	75	WOODALL	58.760	58.795	0.035
16	69	MANN	35.415	21	THURTL	23.340	16	69	MANN	58.886	58.886	0.000
17	85	WALES	35.562	75	WOODALL	23.351	17	14	PENNELL	58.999	58.999	0.000
18	14	PENNELL	35.704	69	MANN	23.471	18	85	WALES	59.334	59.334	0.000
19	71	HICKLING	35.707	9	HOWLETT	23.661	19	71	HICKLING	59.419	59.419	0.000
20	171	MILES	36.264	71	HICKLING	23.712	20	21	THURTL	59.892	1:00.077	0.185
21	21	THURTL	36.552	85	WALES	23.772	21	9	HOWLETT	1:00.400	1:00.443	0.043
22	32	ASHMEAD	36.729	171	MILES	24.195	22	171	MILES	1:00.459	1:00.459	0.000
23	9	HOWLETT	36.739	32	ASHMEAD	24.294	23	32	ASHMEAD	1:01.023	1:01.139	0.116
24	56	TURNER	36.743	56	TURNER	24.808	24	56	TURNER	1:01.551	1:01.551	0.000
25	96	KENT	37.132	96	KENT	24.822	25	96	KENT	1:01.954	1:02.438	0.484
26	108	KEEBLE	37.836	38	PETTET	25.304	26	38	PETTET	1:03.233	1:03.423	0.190
27	38	PETTET	37.929	41	WILLIAMS	25.306	27	108	KEEBLE	1:03.709	1:04.314	0.605
28	41	WILLIAMS	38.705	108	KEEBLE	25.873	28	41	WILLIAMS	1:04.011	1:04.011	0.000
29	46	BRIGDEN	40.189	46	BRIGDEN	26.682	29	46	BRIGDEN	1:06.871	1:07.176	0.305
30	93	PELLS	40.274	93	PELLS	26.777	30	93	PELLS	1:07.051	1:07.093	0.042
31	25	HADLEY	41.408	25	HADLEY	26.996	31	25	HADLEY	1:08.404	1:08.404	0.000
32	52	MORRISON	43.871	52	MORRISON	29.312	32	52	MORRISON	1:13.183	1:13.404	0.221
33	49	MARKS	44.637	49	MARKS	29.740	33	49	MARKS	1:14.377	1:14.808	0.431
34	33	LEWIS	47.809	61	COOK	29.790	34	61	COOK	1:17.638	1:17.753	0.115
35	61	COOK	47.848				35	53	WHITING		58.279	
36												

Weather / Track : Cloudy / Dry

Results can be found at www.tsl-timing.com

Brands Hatch Indy
 Circuit Length = 1.2079 miles
 Start: 10:15 Flag 10:28 End: 10:29

Printed - 10:30 Saturday, 07 March 2020

BMCRC - MRO Championships 2020 - Rnd 1 @ Brands Hatch Indy

Chilton Motors 250MZs & G-Force MC Blue Haze

QUALIFYING - STATISTICS

Competitors Started 36
Planned Start 2020-03-07 @ 10:13:00.000
Actual Start 2020-03-07 @ 10:15:39.130
Finish Time 2020-03-07 @ 10:28:33.859
Track Length 1.2079mi.
Total Laps 362
Total Distance Covered 437.2763mi.

Session Fastest Lap History

NO	CL	NAME	LAP TIME	TIME OF DAY	LAP	VEHICLE
8	GP	Phil ATKINSON	58.848	10:17:08.869	1	Yamaha TZ 350
8	GP	Phil ATKINSON	55.970	10:18:04.839	2	Yamaha TZ 350
8	GP	Phil ATKINSON	55.065	10:19:56.071	4	Yamaha TZ 350
8	GP	Phil ATKINSON	54.367	10:20:50.438	5	Yamaha TZ 350
169	GP	John HOGG	54.365	10:27:30.390	11	Yamaha TZ 250
8	GP	Phil ATKINSON	53.703	10:28:18.370	12	Yamaha TZ 350

Flag History

TYPE	TIME OF DAY
GREEN	10:15:39.130
FINISH	10:28:33.859

Flag Statistics

TYPE	COUNT	TOTAL LAPS	TOTAL TIME
Green	1	13	13:58.200
Red	0	0	0.000
Safety Car	0	0	0.000
FCY	0	0	0.000

BMCRC - MRO Championships 2020 - Rnd 1 @ Brands Hatch Indy

Chilton Motors 250MZs & G-Force MC Blue Haze

QUALIFYING - STATISTICS

CLASS :

10 Starters

Fastest Lap History

NO	NAME	LAP TIME	TIME OF DAY	LAP	VEHICLE
85	Andrew WALES	1:01.601	10:17:13.964	1	MZ ETZ250
85	Andrew WALES	1:00.765	10:18:14.728	2	MZ ETZ250
85	Andrew WALES	59.814	10:19:14.543	3	MZ ETZ250
85	Andrew WALES	59.674	10:20:14.216	4	MZ ETZ250
75	Peter WOODALL	59.280	10:21:26.129	5	MZ ETZ250
75	Peter WOODALL	59.157	10:23:25.770	7	MZ ETZ250
75	Peter WOODALL	58.795	10:24:24.565	8	MZ ETZ250

Weather / Track : Cloudy / Dry

Results can be found at www.tsl-timing.com

Page 2 of 5

Brands Hatch Indy
Circuit Length = 1.2079 miles
Start: 10:15 Flag 10:28 End: 10:29

Printed - 10:30 Saturday, 07 March 2020

BMCRC - MRO Championships 2020 - Rnd 1 @ Brands Hatch Indy

Chilton Motors 250MZs & G-Force MC Blue Haze

QUALIFYING - STATISTICS

CLASS : R

5 Starters

Fastest Lap History

NO	NAME	LAP TIME	TIME OF DAY	LAP	VEHICLE
108	Ian KEEBLE	1:10.250	10:17:31.415	1	Mz ETZ250
108	Ian KEEBLE	1:08.025	10:18:39.440	2	Mz ETZ250
108	Ian KEEBLE	1:06.643	10:19:46.082	3	Mz ETZ250
108	Ian KEEBLE	1:04.692	10:21:57.586	5	Mz ETZ250
108	Ian KEEBLE	1:04.607	10:26:19.828	9	Mz ETZ250
108	Ian KEEBLE	1:04.314	10:28:29.155	11	Mz ETZ250

Weather / Track : Cloudy / Dry

Results can be found at www.tsl-timing.com

Page 3 of 5

Brands Hatch Indy
Circuit Length = 1.2079 miles
Start: 10:15 Flag 10:28 End: 10:29

Printed - 10:30 Saturday, 07 March 2020

BMCRC - MRO Championships 2020 - Rnd 1 @ Brands Hatch Indy

Chilton Motors 250MZs & G-Force MC Blue Haze

QUALIFYING - STATISTICS

CLASS : GP

12 Starters

Fastest Lap History

NO	NAME	LAP TIME	TIME OF DAY	LAP	VEHICLE
8	Phil ATKINSON	58.848	10:17:08.869	1	Yamaha TZ 350
8	Phil ATKINSON	55.970	10:18:04.839	2	Yamaha TZ 350
8	Phil ATKINSON	55.065	10:19:56.071	4	Yamaha TZ 350
8	Phil ATKINSON	54.367	10:20:50.438	5	Yamaha TZ 350
169	John HOGG	54.365	10:27:30.390	11	Yamaha TZ 250
8	Phil ATKINSON	53.703	10:28:18.370	12	Yamaha TZ 350

Weather / Track : Cloudy / Dry

Results can be found at www.tsl-timing.com

Page 4 of 5

Brands Hatch Indy
Circuit Length = 1.2079 miles
Start: 10:15 Flag 10:28 End: 10:29

Printed - 10:30 Saturday, 07 March 2020

BMCRC - MRO Championships 2020 - Rnd 1 @ Brands Hatch Indy

Chilton Motors 250MZs & G-Force MC Blue Haze

QUALIFYING - STATISTICS

CLASS : GPF

9 Starters

Fastest Lap History

NO	NAME	LAP TIME	TIME OF DAY	LAP	VEHICLE
0	Paul TOLAND	1:01.957	10:17:34.210	1	Yamaha 350
0	Paul TOLAND	1:00.080	10:18:34.290	2	Yamaha 350
0	Paul TOLAND	57.695	10:19:31.983	3	Yamaha 350
0	Paul TOLAND	57.626	10:20:29.612	4	Yamaha 350
0	Paul TOLAND	56.703	10:22:24.896	6	Yamaha 350
81	Scott GRANT	56.658	10:23:52.420	7	Yamaha TZR250 3XV
0	Paul TOLAND	56.485	10:29:06.985	13	Yamaha 350

Weather / Track : Cloudy / Dry

Results can be found at www.tsl-timing.com

Page 5 of 5

Brands Hatch Indy
Circuit Length = 1.2079 miles
Start: 10:15 Flag 10:28 End: 10:29
Printed - 10:30 Saturday, 07 March 2020



BMCRC - MRO Championships 2020 - Rnd 1 @ Brands Hatch Indy

Chilton Motors 250MZs & G-Force MC Blue Haze

RACE 4 - GRID (10 Laps)

ROW 15	45		44	6 Paul ANSELL	43	43 Daniel BARFORD
ROW 14	42	49 1:14.808 Andy MARKS	41	52 1:13.404 Nick MORRISON	40	25 1:08.404 Jason HADLEY
ROW 13	39	46 1:07.176 Steve BRIGDEN	38	93 1:07.093 Stephen PELLIS	37	108 1:04.314 Ian KEEBLE
ROW 12	36	41 1:04.011 Gary WILLIAMS	35	38 1:03.423 Chris PETTET	34	96 1:02.438 Chris KENT
ROW 11	33	56 1:01.551 Russell TURNER	32	32 1:01.139 John ASHMEAD	31	9 1:00.443 Gary HOWLETT
ROW 10	30	85 59.334 Andrew WALES	29	69 58.886 Alexander MANN	28	75 58.795 Peter WOODALL
ROW 9	27		26		25	
ROW 8	24		23		22	23 David BARTLETT
ROW 7	21	33 Kieran LEWIS	20	61 1:17.753 Russell COOK	19	171 1:00.459 Dan MILES
ROW 6	18	21 1:00.077 Stuart THURTLÉ	17	71 59.419 Richard HICKLING	16	14 58.999 Mick PENNELL
ROW 5	15	70 58.973 Andrew BURSCOUGH	14	27 58.645 Richard HAYWARD	13	60 58.495 Daniel GOUGH
ROW 4	12	53 58.279 Mark WHITING	11	111 56.683 Phil GUILLOU	10	81 56.658 Scott GRANT
ROW 3	9	0 56.485 Paul TOLAND	8	11 56.239 Gael MACHARD	7	3 56.079 Tom BARRETT
ROW 2	6	50 56.061 Sean MORRISON	5	64 55.538 Phil ELLIS	4	22 55.053 Rik BALLERINI
ROW 1	3	57 54.806 Liam McCARTER	2	169 54.365 John HOGG	1	8 53.703 Phil ATKINSON

Pole

Brands Hatch Indy
Circuit Length = 1.2079 miles

These results are provisional until the conclusion of any judicial and technical matters.

Clerk Of Course :	Steward :	Timekeeper :
-------------------	-----------	--------------

Results can be found at www.tsl-timing.com

Printed - 10:32 Saturday, 07 March 2020





BMCRC - MRO Championships 2020 - Rnd 1 @ Brands Hatch Indy

Chilton Motors 250MZs & G-Force MC Blue Haze

RACE 4 - CLASSIFICATION

POS	NO	CL	PIC	NAME	ENTRY	LAPS	TIME	GAP	DIFF	MPH	BEST	ON
1	8	GP	1	Phil ATKINSON	Yamaha TZ 350 - Rose mot centre	10	9:03.824			79.96	53.528	2
2	64	GP	2	Phil ELLIS	Yamaha TZ 250B -	10	9:16.599	12.775	12.775	78.12	54.085	9
3	169	GP	3	John HOGG	Yamaha TZ 250 -	10	9:19.292	15.468	2.693	77.75	54.212	6
4	22	GP	4	Rik BALLERINI	Yamaha SPONDON TZ250 - SCLS LTD, GECKO R	10	9:19.369	15.545	0.077	77.74	53.970	8
5	57	GP	5	Liam McCARTER	Yamaha TZ 250 -	10	9:19.694	15.870	0.325	77.69	53.964	8
6	50	GP	6	Sean MORRISON	Honda RS 250 -	10	9:23.120	19.296	3.426	77.22	54.961	5
7	81	GPF	1	Scott GRANT	Yamaha TZR250 3XV - Mum, Dad & Katie	10	9:23.502	19.678	0.382	77.17	54.704	6
8	0	GPF	2	Paul TOLAND	Yamaha 350 -	10	9:28.679	24.855	5.177	76.46	55.431	6
9	3	GP	7	Tom BARRETT	Honda RS250 - RGV Workshop	10	9:30.260	26.436	1.581	76.25	55.289	9
10	60	GPF	3	Daniel GOUGH	Yamaha TZR250 - G Force Motorcycles	10	9:46.396	42.572	16.136	74.15	57.254	8
11	27	GPF	4	Richard HAYWARD	Yamaha TZR250 - Gforce Motorcycles/Hazel Motor	10	9:46.460	42.636	0.064	74.14	57.382	9
12	70	GPF	5	Andrew BURSCOUGH	Yamaha YPVS 350 - Apollo/Merlin/Abbey/Martianu	10	9:46.800	42.976	0.340	74.10	57.301	8
13	21	GP	8	Stuart THURTL	Honda RS250R NX5 - TeamTortoise	9	9:12.660	1 Lap	1 Lap	70.81	59.850	7
14	71	GPF	6	Richard HICKLING	Aprilia RS 125 - All the Pickles	9	9:14.339	1 Lap	1.679	70.60	59.919	7
15	75		1	Peter WOODALL	MZ ETZ250 - Core Projects Ltd	9	9:18.812	1 Lap	4.473	70.03	58.392	6
16	85		2	Andrew WALES	MZ ETZ250 - Illuminated Design LTD	9	9:18.917	1 Lap	0.105	70.02	58.428	6
17	171	GPF	7	Dan MILES	Yamaha TZR 250 -	9	9:20.070	1 Lap	1.153	69.87	1:00.209	8
18	33	GPF	8	Kieran LEWIS	Yamaha TZR250 - Controls For Doors Ltd/ G Force	9	9:31.555	1 Lap	11.485	68.47	1:01.687	6
19	96		3	Chris KENT	MZ ETZ250 - Buxton Powder Coating	9	9:34.877	1 Lap	3.322	68.07	1:00.438	3
20	9		4	Gary HOWLETT	MZ TS250 - HS Racing	9	9:35.507	1 Lap	0.630	68.00	1:00.510	5
21	56		5	Russell TURNER	MZ ETZ250 -	9	9:43.571	1 Lap	8.064	67.06	1:00.621	6
22	32		6	John ASHMEAD	Mz ETZ250 -	9	9:47.394	1 Lap	3.823	66.62	1:00.414	6
23	38		7	Chris PETTET	MZ ETZ250 -	9	9:47.748	1 Lap	0.354	66.58	1:01.854	8
24	108	R	1	Ian KEEBLE	Mz ETZ250 -	8	9:14.511	2 Laps	1 Lap	62.73	1:04.280	7
25	93		8	Stephen PELL	MZ ETZ250 -	8	9:24.028	2 Laps	9.517	61.67	1:05.834	8
26	25	R	2	Jason HADLEY	Mz ETZ250 -	8	9:33.766	2 Laps	9.738	60.63	1:06.592	6
27	49	R	3	Andy MARKS	MZ ETZ250 -	7	9:20.851	3 Laps	1 Lap	54.27	1:14.108	7
28	52	R	4	Nick MORRISON	MZ ETZ250 -	7	9:31.645	3 Laps	10.794	53.25	1:12.626	7

NOT CLASSIFIED

DNF	111	GP		Phil GUILLOU	Yamaha TZ 250 -	8	7:37.746	2 Laps	0.000	76.00	55.607	6
DNF	11	GP		Gael MACHARD	Yamaha TZ 250 4DP -	3	2:58.649	7 Laps	5 Laps	73.02	56.273	2
DNF	41			Gary WILLIAMS	MZ ETZ250 -	2	2:39.379	8 Laps	1 Lap	54.56	1:06.090	2
DNF	46	R		Steve BRIGDEN	MZ ETZ250 - KLB Racing	2	2:40.032	8 Laps	0.653	54.34	1:05.677	2
DNF	53	GP		Mark WHITING	Yamaha TZ 250 - Mark Whiting	1	1:03.032	9 Laps	1 Lap	68.98		
DNF	14	GPF		Mick PENNELL	Yamaha YPVS - Everquip Racing	1	1:05.837	9 Laps	2.805	66.05		
DNF	61	GP		Russell COOK	Yamaha TZ 250 -	0						
DNF	69			Alexander MANN	Mz TS 250 - HS RACING	0						

FASTEST LAP

8	GP	Phil ATKINSON	Yamaha TZ 350 - Rose mot centre	2	53.528	81.23 mph	130.74 kph
81	GPF	Scott GRANT	Yamaha TZR250 3XV - Mum, Dad & Katie	6	54.704	79.49 mph	127.93 kph
75		Peter WOODALL	MZ ETZ250 - Core Projects Ltd	6	58.392	74.47 mph	119.85 kph
108	R	Ian KEEBLE	Mz ETZ250 -	7	1:04.280	67.65 mph	108.87 kph

* No. 53 - Please fit a working transponder
 Class GP - 92.5% of Race Speed = 73.96 mph
 Class GPF - 92.5% of Race Speed = 71.38 mph
 Class - 92.5% of Race Speed = 64.77 mph
 Class R - 92.5% of Race Speed = 58.02 mph

Brands Hatch Indy
 Circuit Length = 1.2079 miles
 Start: 12:56 Flag 13:05 End: 13:06

Weather / Track : Cloudy / Dry

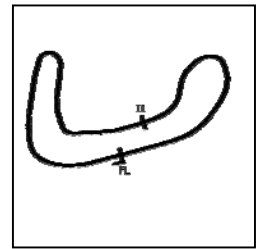
These results are provisional until the conclusion of any judicial and technical matters.

Clerk Of Course :	Steward :	Timekeeper :

BMCRC - MRO Championships 2020 - Rnd 1 @ Brands Hatch Indy

Chilton Motors 250MZs & G-Force MC Blue Haze

RACE 4 - SECTOR ANALYSIS



SECTOR 1 = FL to I1, SECTOR 2 = I1 to FL, DIFF = Difference To Personal Best Lap, P = Crossed Finish Line in Pit Lane, D = Time Disallowed

P1		8 GP		Phil ATKINSON		Yamaha TZ 350 - Rose mot centre	
IDEAL LAP TIME : 53.326		BEST LAP TIME : 53.528		DIFFERENCE : 0.202			
LAP	SECTOR 1	SECTOR 2	LAP TIME	MPH	DIFF	TIME OF DAY	
1 -		21.447	58.963	73.75	5.435	12:57:50.759	
2 -	32.282	21.246	53.528 (1)	81.23		12:58:44.287	
3 -	32.468	21.473	53.941	80.61	0.413	12:59:38.228	
4 -	32.425	21.185	53.610 (2)	81.11	0.082	13:00:31.838	
5 -	32.173	21.483	53.656	81.04	0.128	13:01:25.494	
6 -	32.371	21.506	53.877	80.71	0.349	13:02:19.371	
7 -	32.472	21.153	53.625 (3)	81.09	0.097	13:03:12.996	
8 -	32.787	21.481	54.268	80.13	0.740	13:04:07.264	
9 -	33.417	21.178	54.595	79.65	1.067	13:05:01.859	
10 -	32.473	21.288	53.761	80.88	0.233	13:05:55.620	

P2		64 GP		Phil ELLIS		Yamaha TZ 250B -	
IDEAL LAP TIME : 53.959		BEST LAP TIME : 54.085		DIFFERENCE : 0.126			
LAP	SECTOR 1	SECTOR 2	LAP TIME	MPH	DIFF	TIME OF DAY	
1 -		22.530	1:01.984	70.15	7.899	12:57:53.780	
2 -	33.517	22.092	55.609	78.19	1.524	12:58:49.389	
3 -	33.433	22.354	55.787	77.95	1.702	12:59:45.176	
4 -	33.292	22.020	55.312	78.61	1.227	13:00:40.488	
5 -	33.516	21.537	55.053	78.98	0.968	13:01:35.541	
6 -	32.581	21.581	54.162 (2)	80.28	0.077	13:02:29.703	
7 -	32.909	21.506	54.415 (3)	79.91	0.330	13:03:24.118	
8 -	32.453	22.303	54.756	79.41	0.671	13:04:18.874	
9 -	32.547	21.538	54.085 (1)	80.40		13:05:12.959	
10 -	33.871	21.565	55.436	78.44	1.351	13:06:08.395	

P3		169 GP		John HOGG		Yamaha TZ 250 -	
IDEAL LAP TIME : 54.154		BEST LAP TIME : 54.212		DIFFERENCE : 0.058			
LAP	SECTOR 1	SECTOR 2	LAP TIME	MPH	DIFF	TIME OF DAY	
1 -		22.094	1:02.123	69.99	7.911	12:57:53.919	
2 -	33.207	22.203	55.410	78.48	1.198	12:58:49.329	
3 -	33.615	22.661	56.276	77.27	2.064	12:59:45.605	
4 -	33.748	21.692	55.440	78.43	1.228	13:00:41.045	
5 -	33.296	21.627	54.923 (3)	79.17	0.711	13:01:35.968	
6 -	32.737	21.475	54.212 (1)	80.21		13:02:30.180	
7 -	33.618	21.619	55.237	78.72	1.025	13:03:25.417	
8 -	33.231	21.603	54.834 (2)	79.30	0.622	13:04:20.251	
9 -	32.679	22.735	55.414	78.47	1.202	13:05:15.665	
10 -	33.129	22.294	55.423	78.46	1.211	13:06:11.088	

P4		22 GP		Rik BALLERINI		Yamaha SPONDON TZ250 - SCLS LTD, GECKO RACING, DY	
IDEAL LAP TIME : 53.807		BEST LAP TIME : 53.970		DIFFERENCE : 0.163			
LAP	SECTOR 1	SECTOR 2	LAP TIME	MPH	DIFF	TIME OF DAY	
1 -		22.508	1:04.506	67.41	10.536	12:57:56.302	
2 -	33.145	21.835	54.980	79.09	1.010	12:58:51.282	
3 -	36.106	22.409	58.515	74.31	4.545	12:59:49.797	
4 -	32.752	21.911	54.663	79.55	0.693	13:00:44.460	
5 -	32.873	21.708	54.581 (3)	79.67	0.611	13:01:39.041	
6 -	32.518	22.113	54.631	79.59	0.661	13:02:33.672	
7 -	33.248	21.533	54.781	79.38	0.811	13:03:28.453	
8 -	32.334	21.636	53.970 (1)	80.57		13:04:22.423	
9 -	32.559	21.473	54.032 (2)	80.48	0.062	13:05:16.455	
10 -	32.517	22.193	54.710	79.48	0.740	13:06:11.165	

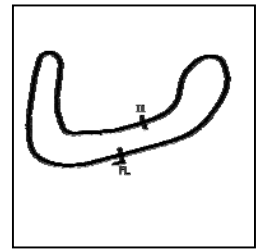
Weather / Track : Cloudy / Dry

Brands Hatch Indy
Circuit Length = 1.2079 miles
Start: 12:56 Flag 13:05 End: 13:06

BMCRC - MRO Championships 2020 - Rnd 1 @ Brands Hatch Indy

Chilton Motors 250MZs & G-Force MC Blue Haze

RACE 4 - SECTOR ANALYSIS



SECTOR 1 = FL to I1, SECTOR 2 = I1 to FL, DIFF = Difference To Personal Best Lap, P = Crossed Finish Line in Pit Lane, D = Time Disallowed

P5 57 GP		Liam McCARTER		Yamaha TZ 250 -		
IDEAL LAP TIME : 53.845		BEST LAP TIME : 53.964		DIFFERENCE : 0.119		
LAP	SECTOR 1	SECTOR 2	LAP TIME	MPH	DIFF	TIME OF DAY
1 -		22.572	1:01.774	70.39	7.810	12:57:53.570
2 -	33.425	22.066	55.491	78.36	1.527	12:58:49.061
3 -	33.950	22.954	56.904	76.42	2.940	12:59:45.965
4 -	34.582	22.530	57.112	76.14	3.148	13:00:43.077
5 -	33.783	22.063	55.846	77.86	1.882	13:01:38.923
6 -	32.632	22.187	54.819	79.32	0.855	13:02:33.742
7 -	32.543	21.616	54.159 (2)	80.29	0.195	13:03:27.901
8 -	32.533	21.431	53.964 (1)	80.58		13:04:21.865
9 -	32.414	21.885	54.299 (3)	80.08	0.335	13:05:16.164
10 -	32.921	22.405	55.326	78.59	1.362	13:06:11.490

P6 50 GP		Sean MORRISON		Honda RS 250 -		
IDEAL LAP TIME : 54.633		BEST LAP TIME : 54.961		DIFFERENCE : 0.328		
LAP	SECTOR 1	SECTOR 2	LAP TIME	MPH	DIFF	TIME OF DAY
1 -		22.043	1:01.026	71.25	6.065	12:57:52.822
2 -	33.642	21.966	55.608	78.20	0.647	12:58:48.430
3 -	34.102	22.088	56.190	77.39	1.229	12:59:44.620
4 -	35.309	22.381	57.690	75.37	2.729	13:00:42.310
5 -	33.455	21.506	54.961 (1)	79.12		13:01:37.271
6 -	33.920	22.274	56.194	77.38	1.233	13:02:33.465
7 -	34.335	21.644	55.979	77.68	1.018	13:03:29.444
8 -	33.312	21.742	55.054 (2)	78.98	0.093	13:04:24.498
9 -	33.127	22.009	55.136 (3)	78.87	0.175	13:05:19.634
10 -	33.658	21.624	55.282	78.66	0.321	13:06:14.916

P7 81 GPF		Scott GRANT		Yamaha TZR250 3XV - Mum, Dad & Katie		
IDEAL LAP TIME : 54.542		BEST LAP TIME : 54.704		DIFFERENCE : 0.162		
LAP	SECTOR 1	SECTOR 2	LAP TIME	MPH	DIFF	TIME OF DAY
1 -		22.393	1:04.207	67.72	9.503	12:57:56.003
2 -	33.713	22.128	55.841	77.87	1.137	12:58:51.844
3 -	34.638	22.116	56.754	76.62	2.050	12:59:48.598
4 -	33.630	22.074	55.704	78.06	1.000	13:00:44.302
5 -	33.633	21.854	55.487	78.37	0.783	13:01:39.789
6 -	33.095	21.609	54.704 (1)	79.49		13:02:34.493
7 -	33.571	21.781	55.352	78.56	0.648	13:03:29.845
8 -	33.010	22.037	55.047 (3)	78.99	0.343	13:04:24.892
9 -	32.933	22.042	54.975 (2)	79.10	0.271	13:05:19.867
10 -	33.630	21.801	55.431	78.45	0.727	13:06:15.298

P8 0 GPF		Paul TOLAND		Yamaha 350 -		
IDEAL LAP TIME : 55.151		BEST LAP TIME : 55.431		DIFFERENCE : 0.280		
LAP	SECTOR 1	SECTOR 2	LAP TIME	MPH	DIFF	TIME OF DAY
1 -		22.361	1:02.504	69.57	7.073	12:57:54.300
2 -	33.649	22.047	55.696 (3)	78.07	0.265	12:58:49.996
3 -	33.561	22.686	56.247	77.31	0.816	12:59:46.243
4 -	33.908	22.765	56.673	76.73	1.242	13:00:42.916
5 -	33.792	22.297	56.089	77.53	0.658	13:01:39.005
6 -	33.104	22.327	55.431 (1)	78.45		13:02:34.436
7 -	34.463	23.014	57.477	75.65	2.046	13:03:31.913
8 -	33.390	22.299	55.689 (2)	78.08	0.258	13:04:27.602
9 -	33.533	22.423	55.956	77.71	0.525	13:05:23.558
10 -	33.823	23.094	56.917	76.40	1.486	13:06:20.475

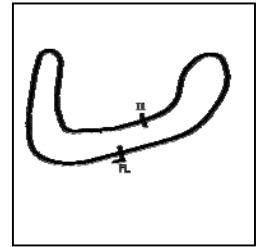
Weather / Track : Cloudy / Dry

Brands Hatch Indy
Circuit Length = 1.2079 miles
Start: 12:56 Flag 13:05 End: 13:06

BMCRC - MRO Championships 2020 - Rnd 1 @ Brands Hatch Indy

Chilton Motors 250MZs & G-Force MC Blue Haze

RACE 4 - SECTOR ANALYSIS



SECTOR 1 = FL to I1, SECTOR 2 = I1 to FL, DIFF = Difference To Personal Best Lap, P = Crossed Finish Line in Pit Lane, D = Time Disallowed

P9		3 GP		Tom BARRETT		Honda RS250 - RGV Workshop	
IDEAL LAP TIME : 55.078		BEST LAP TIME : 55.289		DIFFERENCE : 0.211			
LAP	SECTOR 1	SECTOR 2	LAP TIME	MPH	DIFF	TIME OF DAY	
1 -		22.258	1:03.161	68.84	7.872	12:57:54.957	
2 -	34.491	22.222	56.713	76.67	1.424	12:58:51.670	
3 -	35.125	22.924	58.049	74.91	2.760	12:59:49.719	
4 -	33.488	22.246	55.734 (3)	78.02	0.445	13:00:45.453	
5 -	34.184	22.580	56.764	76.60	1.475	13:01:42.217	
6 -	33.671	22.557	56.228	77.33	0.939	13:02:38.445	
7 -	33.824	21.630	55.454 (2)	78.41	0.165	13:03:33.899	
8 -	33.543	22.325	55.868	77.83	0.579	13:04:29.767	
9 -	33.448	21.841	55.289 (1)	78.65		13:05:25.056	
10 -	33.740	23.260	57.000	76.29	1.711	13:06:22.056	

P10		60 GPF		Daniel GOUGH		Yamaha TZR250 - G Force Motorcycles	
IDEAL LAP TIME : 56.927		BEST LAP TIME : 57.254		DIFFERENCE : 0.327			
LAP	SECTOR 1	SECTOR 2	LAP TIME	MPH	DIFF	TIME OF DAY	
1 -		23.480	1:05.432	66.45	8.178	12:57:57.228	
2 -	34.900	22.759	57.659 (3)	75.41	0.405	12:58:54.887	
3 -	35.041	22.679	57.720	75.33	0.466	12:59:52.607	
4 -	34.785	22.932	57.717	75.34	0.463	13:00:50.324	
5 -	35.214	23.727	58.941	73.77	1.687	13:01:49.265	
6 -	35.032	22.958	57.990	74.98	0.736	13:02:47.255	
7 -	34.848	23.070	57.918	75.08	0.664	13:03:45.173	
8 -	34.698	22.556	57.254 (1)	75.95		13:04:42.427	
9 -	34.371	23.018	57.389 (2)	75.77	0.135	13:05:39.816	
10 -	34.910	23.466	58.376	74.49	1.122	13:06:38.192	

P11		27 GPF		Richard HAYWARD		Yamaha TZR250 - Gforce Motorcycles/Hazel Motors	
IDEAL LAP TIME : 56.976		BEST LAP TIME : 57.382		DIFFERENCE : 0.406			
LAP	SECTOR 1	SECTOR 2	LAP TIME	MPH	DIFF	TIME OF DAY	
1 -		22.770	1:04.244	67.68	6.862	12:57:56.040	
2 -	34.889	22.683	57.572 (3)	75.53	0.190	12:58:53.612	
3 -	34.673	23.644	58.317	74.56	0.935	12:59:51.929	
4 -	35.116	23.206	58.322	74.56	0.940	13:00:50.251	
5 -	35.037	23.760	58.797	73.95	1.415	13:01:49.048	
6 -	34.984	23.028	58.012	74.96	0.630	13:02:47.060	
7 -	34.789	22.939	57.728	75.32	0.346	13:03:44.788	
8 -	34.814	22.737	57.551 (2)	75.56	0.169	13:04:42.339	
9 -	34.293	23.089	57.382 (1)	75.78		13:05:39.721	
10 -	34.916	23.619	58.535	74.29	1.153	13:06:38.256	

P12		70 GPF		Andrew BURSCOUGH		Yamaha YPVS 350 - Apollo/Merlin/Abbey/Martitium	
IDEAL LAP TIME : 56.768		BEST LAP TIME : 57.301		DIFFERENCE : 0.533			
LAP	SECTOR 1	SECTOR 2	LAP TIME	MPH	DIFF	TIME OF DAY	
1 -		22.535	1:04.278	67.65	6.977	12:57:56.074	
2 -	34.233	23.389	57.622 (3)	75.46	0.321	12:58:53.696	
3 -	34.565	23.444	58.009	74.96	0.708	12:59:51.705	
4 -	34.586	23.388	57.974	75.00	0.673	13:00:49.679	
5 -	34.989	24.281	59.270	73.36	1.969	13:01:48.949	
6 -	34.496	23.147	57.643	75.44	0.342	13:02:46.592	
7 -	35.388	22.602	57.990	74.98	0.689	13:03:44.582	
8 -	34.528	22.773	57.301 (1)	75.89		13:04:41.883	
9 -	34.252	23.124	57.376 (2)	75.79	0.075	13:05:39.259	
10 -	34.895	24.442	59.337	73.28	2.036	13:06:38.596	

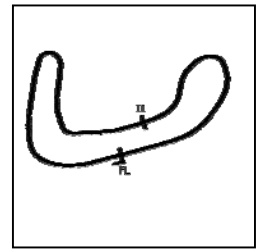
Weather / Track : Cloudy / Dry

Brands Hatch Indy
Circuit Length = 1.2079 miles
Start: 12:56 Flag 13:05 End: 13:06

BMCRC - MRO Championships 2020 - Rnd 1 @ Brands Hatch Indy

Chilton Motors 250MZs & G-Force MC Blue Haze

RACE 4 - SECTOR ANALYSIS



SECTOR 1 = FL to I1, SECTOR 2 = I1 to FL, DIFF = Difference To Personal Best Lap, P = Crossed Finish Line in Pit Lane, D = Time Disallowed

P13 21 GP		Stuart THURTLE		Honda RS250R NX5 - TeamTortoise			
IDEAL LAP TIME : 59.307		BEST LAP TIME : 59.850		DIFFERENCE : 0.543			
LAP	SECTOR 1	SECTOR 2	LAP TIME	MPH	DIFF	TIME OF DAY	
1 -		23.466	1:09.120	62.91	9.270	12:58:00.916	
2 -	37.017	23.703	1:00.720	71.61	0.870	12:59:01.636	
3 -	37.051	23.520	1:00.571	71.79	0.721	13:00:02.207	
4 -	36.851	24.033	1:00.884	71.42	1.034	13:01:03.091	
5 -	36.354	23.558	59.912 (2)	72.58	0.062	13:02:03.003	
6 -	36.227	23.716	59.943 (3)	72.54	0.093	13:03:02.946	
7 -	36.316	23.534	59.850 (1)	72.65		13:04:02.796	
8 -	38.074	23.374	1:01.448	70.76	1.598	13:05:04.244	
9 -	35.933	24.279	1:00.212	72.22	0.362	13:06:04.456	

P14 71 GPF		Richard HICKLING		Aprilia RS 125 - All the Pickles			
IDEAL LAP TIME : 59.918		BEST LAP TIME : 59.919		DIFFERENCE : 0.001			
LAP	SECTOR 1	SECTOR 2	LAP TIME	MPH	DIFF	TIME OF DAY	
1 -		24.052	1:08.007	63.94	8.088	12:57:59.803	
2 -	36.669	24.321	1:00.990	71.30	1.071	12:59:00.793	
3 -	36.708	24.546	1:01.254	70.99	1.335	13:00:02.047	
4 -	37.259	25.109	1:02.368	69.72	2.449	13:01:04.415	
5 -	36.599	24.235	1:00.834	71.48	0.915	13:02:05.249	
6 -	35.985	24.161	1:00.146 (2)	72.30	0.227	13:03:05.395	
7 -	35.986	23.933	59.919 (1)	72.57		13:04:05.314	
8 -	36.077	24.074	1:00.151 (3)	72.29	0.232	13:05:05.465	
9 -	36.184	24.486	1:00.670	71.67	0.751	13:06:06.135	

P15 75		Peter WOODALL		MZ ETZ250 - Core Projects Ltd			
IDEAL LAP TIME : 58.392		BEST LAP TIME : 58.392		DIFFERENCE : 0.000			
LAP	SECTOR 1	SECTOR 2	LAP TIME	MPH	DIFF	TIME OF DAY	
1 -		23.715	1:25.475	50.87	27.083	12:58:17.271	
2 -	35.589	23.550	59.139	73.53	0.747	12:59:16.410	
3 -	35.218	23.644	58.862 (2)	73.87	0.470	13:00:15.272	
4 -	36.051	23.680	59.731	72.80	1.339	13:01:15.003	
5 -	35.789	23.730	59.519	73.06	1.127	13:02:14.522	
6 -	34.919	23.473	58.392 (1)	74.47		13:03:12.914	
7 -	35.480	23.640	59.120 (3)	73.55	0.728	13:04:12.034	
8 -	35.386	23.862	59.248	73.39	0.856	13:05:11.282	
9 -	35.772	23.554	59.326	73.30	0.934	13:06:10.608	

P16 85		Andrew WALES		MZ ETZ250 - Illuminated Design LTD			
IDEAL LAP TIME : 58.300		BEST LAP TIME : 58.428		DIFFERENCE : 0.128			
LAP	SECTOR 1	SECTOR 2	LAP TIME	MPH	DIFF	TIME OF DAY	
1 -		23.371	1:25.560	50.82	27.132	12:58:17.356	
2 -	35.844	23.419	59.263	73.37	0.835	12:59:16.619	
3 -	35.638	23.391	59.029	73.66	0.601	13:00:15.648	
4 -	36.216	23.656	59.872	72.63	1.444	13:01:15.520	
5 -	35.559	23.770	59.329	73.29	0.901	13:02:14.849	
6 -	35.041	23.387	58.428 (1)	74.42		13:03:13.277	
7 -	34.929	23.869	58.798 (2)	73.95	0.370	13:04:12.075	
8 -	35.705	23.972	59.677	72.86	1.249	13:05:11.752	
9 -	35.518	23.443	58.961 (3)	73.75	0.533	13:06:10.713	

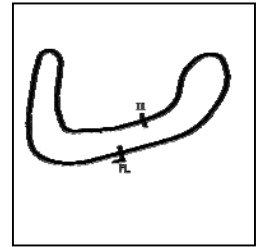
Weather / Track : Cloudy / Dry

Brands Hatch Indy
Circuit Length = 1.2079 miles
Start: 12:56 Flag 13:05 End: 13:06

BMCRC - MRO Championships 2020 - Rnd 1 @ Brands Hatch Indy

Chilton Motors 250MZs & G-Force MC Blue Haze

RACE 4 - SECTOR ANALYSIS



SECTOR 1 = FL to I1, SECTOR 2 = I1 to FL, DIFF = Difference To Personal Best Lap, P = Crossed Finish Line in Pit Lane, D = Time Disallowed

P17 171 GPF Dan MILES			Yamaha TZR 250 -			
IDEAL LAP TIME : 1:00.008		BEST LAP TIME : 1:00.209		DIFFERENCE : 0.201		
LAP	SECTOR 1	SECTOR 2	LAP TIME	MPH	DIFF	TIME OF DAY
1 -		24.788	1:09.311	62.73	9.102	12:58:01.107
2 -	37.602	24.308	1:01.910	70.24	1.701	12:59:03.017
3 -	37.186	24.867	1:02.053	70.07	1.844	13:00:05.070
4 -	37.056	25.112	1:02.168	69.94	1.959	13:01:07.238
5 -	36.464	24.476	1:00.940	71.35	0.731	13:02:08.178
6 -	36.142	24.183	1:00.325 (2)	72.08	0.116	13:03:08.503
7 -	37.341	25.014	1:02.355	69.73	2.146	13:04:10.858
8 -	36.221	23.988	1:00.209 (1)	72.22		13:05:11.067
9 -	36.933	23.866	1:00.799 (3)	71.52	0.590	13:06:11.866

P18 33 GPF Kieran LEWIS			Yamaha TZR250 - Controls For Doors Ltd/ G Force Motorcycles			
IDEAL LAP TIME : 1:01.290		BEST LAP TIME : 1:01.687		DIFFERENCE : 0.397		
LAP	SECTOR 1	SECTOR 2	LAP TIME	MPH	DIFF	TIME OF DAY
1 -		24.759	1:11.512	60.80	9.825	12:58:03.308
2 -	37.578	24.564	1:02.142 (3)	69.97	0.455	12:59:05.450
3 -	37.732	25.449	1:03.181	68.82	1.494	13:00:08.631
4 -	37.869	25.388	1:03.257	68.74	1.570	13:01:11.888
5 -	38.536	24.950	1:03.486	68.49	1.799	13:02:15.374
6 -	37.080	24.607	1:01.687 (1)	70.49		13:03:17.061
7 -	37.237	24.952	1:02.189	69.92	0.502	13:04:19.250
8 -	37.277	24.419	1:01.696 (2)	70.48	0.009	13:05:20.946
9 -	38.195	24.210	1:02.405	69.68	0.718	13:06:23.351

P19 96 Chris KENT			MZ ETZ250 - Buxton Powder Coating			
IDEAL LAP TIME : 1:00.438		BEST LAP TIME : 1:00.438		DIFFERENCE : 0.000		
LAP	SECTOR 1	SECTOR 2	LAP TIME	MPH	DIFF	TIME OF DAY
1 -		24.264	1:28.452	49.16	28.014	12:58:20.248
2 -	36.525	24.359	1:00.884	71.42	0.446	12:59:21.132
3 -	36.215	24.223	1:00.438 (1)	71.95		13:00:21.570
4 -	36.402	24.607	1:01.009	71.27	0.571	13:01:22.579
5 -	36.324	24.355	1:00.679 (3)	71.66	0.241	13:02:23.258
6 -	36.310	24.324	1:00.634 (2)	71.71	0.196	13:03:23.892
7 -	36.742	24.488	1:01.230	71.02	0.792	13:04:25.122
8 -	36.387	24.321	1:00.708	71.63	0.270	13:05:25.830
9 -	36.444	24.399	1:00.843	71.47	0.405	13:06:26.673

P20 9 Gary HOWLETT			MZ TS250 - HS Racing			
IDEAL LAP TIME : 1:00.101		BEST LAP TIME : 1:00.510		DIFFERENCE : 0.409		
LAP	SECTOR 1	SECTOR 2	LAP TIME	MPH	DIFF	TIME OF DAY
1 -		24.090	1:27.348	49.78	26.838	12:58:19.144
2 -	37.124	24.193	1:01.317	70.92	0.807	12:59:20.461
3 -	36.573	24.399	1:00.972	71.32	0.462	13:00:21.433
4 -	36.861	24.911	1:01.772	70.39	1.262	13:01:23.205
5 -	36.314	24.196	1:00.510 (1)	71.86		13:02:23.715
6 -	36.772	24.009	1:00.781 (3)	71.54	0.271	13:03:24.496
7 -	36.331	24.559	1:00.890	71.41	0.380	13:04:25.386
8 -	36.379	24.384	1:00.763 (2)	71.56	0.253	13:05:26.149
9 -	37.367	23.787	1:01.154	71.10	0.644	13:06:27.303

Weather / Track : Cloudy / Dry

Brands Hatch Indy
Circuit Length = 1.2079 miles
Start: 12:56 Flag 13:05 End: 13:06

BMCRC - MRO Championships 2020 - Rnd 1 @ Brands Hatch Indy

Chilton Motors 250MZs & G-Force MC Blue Haze

RACE 4 - SECTOR ANALYSIS



SECTOR 1 = FL to I1, SECTOR 2 = I1 to FL, DIFF = Difference To Personal Best Lap, P = Crossed Finish Line in Pit Lane, D = Time Disallowed

P21 56		Russell TURNER		MZ ETZ250 -		
IDEAL LAP TIME : 1:00.398		BEST LAP TIME : 1:00.621		DIFFERENCE : 0.223		
LAP	SECTOR 1	SECTOR 2	LAP TIME	MPH	DIFF	TIME OF DAY
1 -		24.872	1:29.526	48.57	28.905	12:58:21.322
2 -	37.197	25.667	1:02.864	69.17	2.243	12:59:24.186
3 -	37.970	24.890	1:02.860	69.17	2.239	13:00:27.046
4 -	37.350	25.054	1:02.404	69.68	1.783	13:01:29.450
5 -	36.742	24.348	1:01.090	71.18	0.469	13:02:30.540
6 -	36.397	24.224	1:00.621 (1)	71.73		13:03:31.161
7 -	36.367	24.421	1:00.788 (3)	71.53	0.167	13:04:31.949
8 -	36.174	24.523	1:00.697 (2)	71.64	0.076	13:05:32.646
9 -	37.332	25.389	1:02.721	69.33	2.100	13:06:35.367

P22 32		John ASHMEAD		Mz ETZ250 -		
IDEAL LAP TIME : 1:00.276		BEST LAP TIME : 1:00.414		DIFFERENCE : 0.138		
LAP	SECTOR 1	SECTOR 2	LAP TIME	MPH	DIFF	TIME OF DAY
1 -		24.010	1:27.661	49.60	27.247	12:58:19.457
2 -	36.971	24.330	1:01.301	70.93	0.887	12:59:20.758
3 -	36.780	24.514	1:01.294	70.94	0.880	13:00:22.052
4 -	36.513	24.724	1:01.237	71.01	0.823	13:01:23.289
5 -	36.359	24.717	1:01.076	71.19	0.662	13:02:24.365
6 -	36.266	24.148	1:00.414 (1)	71.98		13:03:24.779
7 -	36.554	24.190	1:00.744 (3)	71.58	0.330	13:04:25.523
8 -	36.413	24.128	1:00.541 (2)	71.82	0.127	13:05:26.064
9 -	47.155	25.971	1:13.126	59.46	12.712	13:06:39.190

P23 38		Chris PETTET		MZ ETZ250 -		
IDEAL LAP TIME : 1:01.764		BEST LAP TIME : 1:01.854		DIFFERENCE : 0.090		
LAP	SECTOR 1	SECTOR 2	LAP TIME	MPH	DIFF	TIME OF DAY
1 -		25.264	1:30.029	48.30	28.175	12:58:21.825
2 -	37.257	25.050	1:02.307	69.79	0.453	12:59:24.132
3 -	37.245	25.081	1:02.326	69.77	0.472	13:00:26.458
4 -	37.648	25.214	1:02.862	69.17	1.008	13:01:29.320
5 -	37.109	24.919	1:02.028 (3)	70.10	0.174	13:02:31.348
6 -	37.162	24.923	1:02.085	70.04	0.231	13:03:33.433
7 -	36.979	24.940	1:01.919 (2)	70.23	0.065	13:04:35.352
8 -	36.895	24.959	1:01.854 (1)	70.30		13:05:37.206
9 -	37.469	24.869	1:02.338	69.75	0.484	13:06:39.544

P24 108 R		Ian KEEBLE		Mz ETZ250 -		
IDEAL LAP TIME : 1:04.280		BEST LAP TIME : 1:04.280		DIFFERENCE : 0.000		
LAP	SECTOR 1	SECTOR 2	LAP TIME	MPH	DIFF	TIME OF DAY
1 -		26.487	1:33.356	46.58	29.076	12:58:25.152
2 -	40.603	26.935	1:07.538	64.38	3.258	12:59:32.690
3 -	39.584	26.840	1:06.424	65.46	2.144	13:00:39.114
4 -	39.746	26.230	1:05.976	65.91	1.696	13:01:45.090
5 -	38.765	26.510	1:05.275 (3)	66.61	0.995	13:02:50.365
6 -	38.768	27.651	1:06.419	65.47	2.139	13:03:56.784
7 -	38.535	25.745	1:04.280 (1)	67.65		13:05:01.064
8 -	38.943	26.300	1:05.243 (2)	66.65	0.963	13:06:06.307

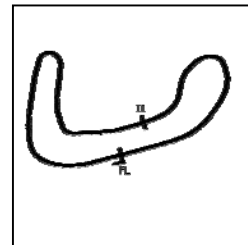
Weather / Track : Cloudy / Dry

Brands Hatch Indy
Circuit Length = 1.2079 miles
Start: 12:56 Flag 13:05 End: 13:06

BMCRC - MRO Championships 2020 - Rnd 1 @ Brands Hatch Indy

Chilton Motors 250MZs & G-Force MC Blue Haze

RACE 4 - SECTOR ANALYSIS



SECTOR 1 = FL to I1, SECTOR 2 = I1 to FL, DIFF = Difference To Personal Best Lap, P = Crossed Finish Line in Pit Lane, D = Time Disallowed

P25 93		Stephen PELLIS		MZ ETZ250 -		
IDEAL LAP TIME : 1:05.194		BEST LAP TIME : 1:05.834		DIFFERENCE : 0.640		
LAP	SECTOR 1	SECTOR 2	LAP TIME	MPH	DIFF	TIME OF DAY
1 -		26.900	1:35.949	45.32	30.115	12:58:27.745
2 -	41.282	26.744	1:08.026	63.92	2.192	12:59:35.771
3 -	40.017	27.423	1:07.440	64.48	1.606	13:00:43.211
4 -	40.347	26.922	1:07.269	64.64	1.435	13:01:50.480
5 -	39.323	26.635	1:05.958 (2)	65.92	0.124	13:02:56.438
6 -	39.821	27.070	1:06.891	65.01	1.057	13:04:03.329
7 -	40.149	26.512	1:06.661 (3)	65.23	0.827	13:05:09.990
8 -	39.963	25.871	1:05.834 (1)	66.05		13:06:15.824

P26 25 R		Jason HADLEY		Mz ETZ250 -		
IDEAL LAP TIME : 1:06.172		BEST LAP TIME : 1:06.592		DIFFERENCE : 0.420		
LAP	SECTOR 1	SECTOR 2	LAP TIME	MPH	DIFF	TIME OF DAY
1 -		26.943	1:42.025	42.62	35.433	12:58:33.821
2 -	42.139	27.077	1:09.216	62.82	2.624	12:59:43.037
3 -	40.352	26.477	1:06.829	65.07	0.237	13:00:49.866
4 -	41.177	26.818	1:07.995	63.95	1.403	13:01:57.861
5 -	41.464	26.272	1:07.736	64.19	1.144	13:03:05.597
6 -	40.047	26.545	1:06.592 (1)	65.30		13:04:12.189
7 -	39.958	26.800	1:06.758 (3)	65.13	0.166	13:05:18.947
8 -	40.401	26.214	1:06.615 (2)	65.27	0.023	13:06:25.562

P27 49 R		Andy MARKS		MZ ETZ250 -		
IDEAL LAP TIME : 1:14.108		BEST LAP TIME : 1:14.108		DIFFERENCE : 0.000		
LAP	SECTOR 1	SECTOR 2	LAP TIME	MPH	DIFF	TIME OF DAY
1 -		30.921	1:46.273	40.91	32.165	12:58:38.069
2 -	46.340	30.048	1:16.388	56.92	2.280	12:59:54.457
3 -	45.974	30.644	1:16.618	56.75	2.510	13:01:11.075
4 -	45.702	30.900	1:16.602	56.76	2.494	13:02:27.677
5 -	45.645	30.310	1:15.955 (3)	57.25	1.847	13:03:43.632
6 -	44.790	30.117	1:14.907 (2)	58.05	0.799	13:04:58.539
7 -	44.559	29.549	1:14.108 (1)	58.67		13:06:12.647

P28 52 R		Nick MORRISON		MZ ETZ250 -		
IDEAL LAP TIME : 1:12.626		BEST LAP TIME : 1:12.626		DIFFERENCE : 0.000		
LAP	SECTOR 1	SECTOR 2	LAP TIME	MPH	DIFF	TIME OF DAY
1 -		31.289	1:51.373	39.04	38.747	12:58:43.169
2 -	54.460	32.557	1:27.017	49.97	14.391	13:00:10.186
3 -	48.096	29.893	1:17.989	55.75	5.363	13:01:28.175
4 -	44.647	30.122	1:14.769 (3)	58.16	2.143	13:02:42.944
5 -	45.809	29.014	1:14.823	58.11	2.197	13:03:57.767
6 -	44.022	29.026	1:13.048 (2)	59.53	0.422	13:05:10.815
7 -	43.997	28.629	1:12.626 (1)	59.87		13:06:23.441

P29 111 GP		Phil GUILLOU		Yamaha TZ 250 -		
IDEAL LAP TIME : 55.438		BEST LAP TIME : 55.607		DIFFERENCE : 0.169		
LAP	SECTOR 1	SECTOR 2	LAP TIME	MPH	DIFF	TIME OF DAY
1 -		21.995	1:02.388	69.70	6.781	12:57:54.184
2 -	34.019	21.732	55.751 (2)	78.00	0.144	12:58:49.935
3 -	34.354	21.872	56.226 (3)	77.34	0.619	12:59:46.161
4 -	34.451	22.369	56.820	76.53	1.213	13:00:42.981
5 -	34.656	21.602	56.258	77.29	0.651	13:01:39.239
6 -	33.836	21.771	55.607 (1)	78.20		13:02:34.846
7 -	34.402	22.931	57.333	75.84	1.726	13:03:32.179
8 -	34.086	23.277	57.363	75.80	1.756	13:04:29.542

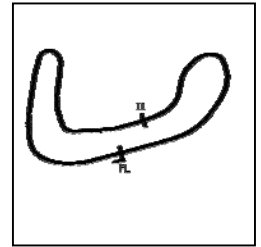
Weather / Track : Cloudy / Dry

Brands Hatch Indy
Circuit Length = 1.2079 miles
Start: 12:56 Flag 13:05 End: 13:06

BMCRC - MRO Championships 2020 - Rnd 1 @ Brands Hatch Indy

Chilton Motors 250MZs & G-Force MC Blue Haze

RACE 4 - SECTOR ANALYSIS



SECTOR 1 = FL to I1, SECTOR 2 = I1 to FL, DIFF = Difference To Personal Best Lap, P = Crossed Finish Line in Pit Lane, D = Time Disallowed

LAP	SECTOR 1	SECTOR 2	LAP TIME	MPH	DIFF	TIME OF DAY
P30 11 GP Gael MACHARD Yamaha TZ 250 4DP -						
IDEAL LAP TIME : 56.239		BEST LAP TIME : 56.273		DIFFERENCE : 0.034		
1 -		22.866	1:05.480	66.41	9.207	12:57:57.276
2 -	34.026	22.247	56.273 (1)	77.27		12:58:53.549
3 -	33.992	22.904	56.896 (2)	76.43	0.623	12:59:50.445
P31 41 Gary WILLIAMS MZ ETZ250 -						
IDEAL LAP TIME : 1:06.090		BEST LAP TIME : 1:06.090		DIFFERENCE : 0.000		
1 -		27.132	1:33.289	46.61	27.199	12:58:25.085
2 -	39.988	26.102	1:06.090 (1)	65.79		12:59:31.175
P32 46 R Steve BRIGDEN MZ ETZ250 - KLB Racing						
IDEAL LAP TIME : 1:05.677		BEST LAP TIME : 1:05.677		DIFFERENCE : 0.000		
1 -		26.341	1:34.355	46.08	28.678	12:58:26.151
2 -	39.509	26.168	1:05.677 (1)	66.21		12:59:31.828
P33 53 GP Mark WHITING Yamaha TZ 250 - Mark Whiting						
IDEAL LAP TIME :		BEST LAP TIME :		DIFFERENCE :		
1 -			1:03.032	68.98		12:57:54.828
P34 14 GPF Mick PENNELL Yamaha YPVS - Everquip Racing						
IDEAL LAP TIME :		BEST LAP TIME :		DIFFERENCE :		
1 -		23.011	1:05.837	66.05		12:57:57.633

BMCRC - MRO Championships 2020 - Rnd 1 @ Brands Hatch Indy

Chilton Motors 250MZs & G-Force MC Blue Haze

RACE 4 - BEST SECTORS

SECTOR 1			SECTOR 2			IDEAL / BEST COMPARISON						
POS	NO	NAME	TIME	NO	NAME	TIME	POS	NO	NAME	IDEAL	BEST	DIFF
									PERFECT LAP	53.326		
1	8	ATKINSON	32.173	8	ATKINSON	21.153	1	8	ATKINSON	53.326	53.528	0.202
2	22	BALLERINI	32.334	57	McCARTER	21.431	2	22	BALLERINI	53.807	53.970	0.163
3	57	McCARTER	32.414	22	BALLERINI	21.473	3	57	McCARTER	53.845	53.964	0.119
4	64	ELLIS	32.453	169	HOGG	21.475	4	64	ELLIS	53.959	54.085	0.126
5	169	HOGG	32.679	64	ELLIS	21.506	5	169	HOGG	54.154	54.212	0.058
6	81	GRANT	32.933	50	MORRISON	21.506	6	81	GRANT	54.542	54.704	0.162
7	0	TOLAND	33.104	111	GUILLOU	21.602	7	50	MORRISON	54.633	54.961	0.328
8	50	MORRISON	33.127	81	GRANT	21.609	8	3	BARRETT	55.078	55.289	0.211
9	3	BARRETT	33.448	3	BARRETT	21.630	9	0	TOLAND	55.151	55.431	0.280
10	111	GUILLOU	33.836	0	TOLAND	22.047	10	111	GUILLOU	55.438	55.607	0.169
11	11	MACHARD	33.992	11	MACHARD	22.247	11	11	MACHARD	56.239	56.273	0.034
12	70	BURSCOUGH	34.233	70	BURSCOUGH	22.535	12	70	BURSCOUGH	56.768	57.301	0.533
13	27	HAYWARD	34.293	60	GOUGH	22.556	13	60	GOUGH	56.927	57.254	0.327
14	60	GOUGH	34.371	27	HAYWARD	22.683	14	27	HAYWARD	56.976	57.382	0.406
15	75	WOODALL	34.919	14	PENNELL	23.011	15	85	WALES	58.300	58.428	0.128
16	85	WALES	34.929	85	WALES	23.371	16	75	WOODALL	58.392	58.392	0.000
17	21	THURTLÉ	35.933	21	THURTLÉ	23.374	17	21	THURTLÉ	59.307	59.850	0.543
18	71	HICKLING	35.985	75	WOODALL	23.473	18	71	HICKLING	59.918	59.919	0.001
19	171	MILES	36.142	9	HOWLETT	23.787	19	171	MILES	1:00.008	1:00.209	0.201
20	56	TURNER	36.174	171	MILES	23.866	20	9	HOWLETT	1:00.101	1:00.510	0.409
21	96	KENT	36.215	71	HICKLING	23.933	21	32	ASHMEAD	1:00.276	1:00.414	0.138
22	32	ASHMEAD	36.266	32	ASHMEAD	24.010	22	56	TURNER	1:00.398	1:00.621	0.223
23	9	HOWLETT	36.314	33	LEWIS	24.210	23	96	KENT	1:00.438	1:00.438	0.000
24	38	PETTET	36.895	96	KENT	24.223	24	33	LEWIS	1:01.290	1:01.687	0.397
25	33	LEWIS	37.080	56	TURNER	24.224	25	38	PETTET	1:01.764	1:01.854	0.090
26	108	KEEBLE	38.535	38	PETTET	24.869	26	108	KEEBLE	1:04.280	1:04.280	0.000
27	93	PELLS	39.323	108	KEEBLE	25.745	27	93	PELLS	1:05.194	1:05.834	0.640
28	46	BRIGDEN	39.509	93	PELLS	25.871	28	46	BRIGDEN	1:05.677	1:05.677	0.000
29	25	HADLEY	39.958	41	WILLIAMS	26.102	29	41	WILLIAMS	1:06.090	1:06.090	0.000
30	41	WILLIAMS	39.988	46	BRIGDEN	26.168	30	25	HADLEY	1:06.172	1:06.592	0.420
31	52	MORRISON	43.997	25	HADLEY	26.214	31	52	MORRISON	1:12.626	1:12.626	0.000
32	49	MARKS	44.559	52	MORRISON	28.629	32	49	MARKS	1:14.108	1:14.108	0.000
33				49	MARKS	29.549	33	14	PENNELL			
34							34	53	WHITING			
35												
36												

Weather / Track : Cloudy / Dry

Results can be found at www.tsl-timing.com

Brands Hatch Indy
 Circuit Length = 1.2079 miles
 Start: 12:56 Flag 13:05 End: 13:06

Printed - 13:09 Saturday, 07 March 2020

BMCRC - MRO Championships 2020 - Rnd 1 @ Brands Hatch Indy

Chilton Motors 250MZs & G-Force MC Blue Haze

RACE 4 - STATISTICS

Competitors Started 34
Planned Start 2020-03-07 @ 12:50:00.000
Actual Start 2020-03-07 @ 12:56:51.795
Finish Time 2020-03-07 @ 13:05:55.619
Track Length 1.2079mi.
Total Laps 274
Total Distance Covered 330.9770mi.

Session Fastest Lap History

NO	CL	NAME	LAP TIME	TIME OF DAY	LAP	VEHICLE
8	GP	Phil ATKINSON	53.528	12:58:44.295	2	Yamaha TZ 350

Session Leader History

NO	CL	NAME	FROM LAP	LAPS LED	DISTANCE	VEHICLE
8	GP	Phil ATKINSON	1	10	12.07 miles	Yamaha TZ 350

Flag History

TYPE	TIME OF DAY
GREEN	12:56:51.795
FINISH	13:05:55.619

Flag Statistics

TYPE	COUNT	TOTAL LAPS	TOTAL TIME
Green	1	10	9:54.021
Red	0	0	0.000
Safety Car	0	0	0.000
FCY	0	0	0.000

BMCRC - MRO Championships 2020 - Rnd 1 @ Brands Hatch Indy

Chilton Motors 250MZs & G-Force MC Blue Haze

RACE 4 - STATISTICS

CLASS : GP

11 Starters

Fastest Lap History

NO	NAME	LAP TIME	TIME OF DAY	LAP	VEHICLE
8	Phil ATKINSON	53.528	12:58:44.295	2	Yamaha TZ 350

Leader History

NO	NAME	FROM LAP	LAPS LED	DISTANCE	VEHICLE
8	Phil ATKINSON	1	10	12.07 miles	Yamaha TZ 350

BMCRC - MRO Championships 2020 - Rnd 1 @ Brands Hatch Indy

Chilton Motors 250MZs & G-Force MC Blue Haze

RACE 4 - STATISTICS

CLASS : GPF

9 Starters

Fastest Lap History

NO	NAME	LAP TIME	TIME OF DAY	LAP	VEHICLE
0	Paul TOLAND	55.696	12:58:49.996	2	Yamaha 350
81	Scott GRANT	55.487	13:01:39.810	5	Yamaha TZR250 3XV
0	Paul TOLAND	55.431	13:02:34.448	6	Yamaha 350
81	Scott GRANT	54.704	13:02:34.493	6	Yamaha TZR250 3XV

Leader History

NO	NAME	FROM LAP	LAPS LED	DISTANCE	VEHICLE
0	Paul TOLAND	1	6	7.24 miles	Yamaha 350
81	Scott GRANT	7	4	4.83 miles	Yamaha TZR250 3XV

BMCRC - MRO Championships 2020 - Rnd 1 @ Brands Hatch Indy

Chilton Motors 250MZs & G-Force MC Blue Haze

RACE 4 - STATISTICS

CLASS :

9 Starters

Fastest Lap History

NO	NAME	LAP TIME	TIME OF DAY	LAP	VEHICLE
75	Peter WOODALL	59.139	12:59:16.422	2	MZ ETZ250
75	Peter WOODALL	58.862	13:00:15.284	3	MZ ETZ250
75	Peter WOODALL	58.392	13:03:12.926	6	MZ ETZ250

Leader History

NO	NAME	FROM LAP	LAPS LED	DISTANCE	VEHICLE
75	Peter WOODALL	1	9	10.87 miles	MZ ETZ250

BMCRC - MRO Championships 2020 - Rnd 1 @ Brands Hatch Indy

Chilton Motors 250MZs & G-Force MC Blue Haze

RACE 4 - STATISTICS

CLASS : R

5 Starters

Fastest Lap History

NO	NAME	LAP TIME	TIME OF DAY	LAP	VEHICLE
46	Steve BRIGDEN	1:05.677	12:59:31.861	2	MZ ETZ250
108	Ian KEEBLE	1:05.275	13:02:50.396	5	Mz ETZ250
108	Ian KEEBLE	1:04.280	13:05:01.096	7	Mz ETZ250

Leader History

NO	NAME	FROM LAP	LAPS LED	DISTANCE	VEHICLE
108	Ian KEEBLE	1	1	1.20 miles	Mz ETZ250
46	Steve BRIGDEN	2	1	1.20 miles	MZ ETZ250
108	Ian KEEBLE	3	6	7.24 miles	Mz ETZ250



BMCRC - MRO Championships 2020 - Rnd 1 @ Brands Hatch Indy

Chilton Motors 250MZs & G-Force MC Blue Haze

RACE 14 - GRID (10 Laps)



ROW 14	42		41		40	43 Daniel BARFORD	
ROW 13		39	69 Alexander MANN	38	49 Andy MARKS	37	52 Nick MORRISON
ROW 12	36	25 Jason HADLEY	35	41 Gary WILLIAMS	34	93 Stephen PELLIS	
ROW 11		33	46 Steve BRIGDEN	32	108 Ian KEEBLE	31	38 Chris PETTET
ROW 10	30	56 Russell TURNER	29	9 Gary HOWLETT	28	96 Chris KENT	
ROW 9		27	32 John ASHMEAD	26	85 Andrew WALES	25	75 Peter WOODALL
ROW 8	24		23		22		
ROW 7		21	61 Russell COOK	20	14 Mick PENNELL	19	53 Mark WHITING
ROW 6	18	33 Kieran LEWIS	17	171 Dan MILES	16	71 Richard HICKLING	
ROW 5		15	21 Stuart THURTLÉ	14	27 Richard HAYWARD	13	70 Andrew BURSCOUGH
ROW 4	12	60 Daniel GOUGH	11	11 Gael MACHARD	10	111 Phil GUILLOU	
ROW 3		9	0 Paul TOLAND	8	3 Tom BARRETT	7	50 Sean MORRISON
ROW 2	6	81 Scott GRANT	5	169 John HOGG	4	64 Phil ELLIS	
ROW 1		3	22 Rik BALLERINI	2	57 Liam McCARTER	1	8 Phil ATKINSON

Pole

Brands Hatch Indy
Circuit Length = 1.2079 miles

These results are provisional until the conclusion of any judicial and technical matters.

Clerk Of Course :	Steward :	Timekeeper :
-------------------	-----------	--------------

Results can be found at www.tsl-timing.com

Printed - 13:12 Saturday, 07 March 2020





BMCRC - MRO Championships 2020 - Rnd 1 @ Brands Hatch Indy

Chilton Motors 250MZs & G-Force MC Blue Haze

RACE 14 - CLASSIFICATION

POS	NO	CL	PIC NAME	ENTRY	LAPS	TIME	GAP	DIFF	MPH	BEST	ON
1	8	GP	1 Phil ATKINSON	Yamaha TZ 350 - Rose mot centre	5	4:31.730			80.01	52.912	2
2	22	GP	2 Rik BALLERINI	Yamaha SPONDON TZ250 - SCLS LTD, GECKO R	5	4:36.713	4.983	4.983	78.57	53.246	5
3	64	GP	3 Phil ELLIS	Yamaha TZ 250B -	5	4:38.786	7.056	2.073	77.99	54.255	2
4	57	GP	4 Liam McCARTER	Yamaha TZ 250 -	5	4:39.031	7.301	0.245	77.92	54.119	2
5	53*	GP	5 Mark WHITING	Yamaha TZ 250 - Mark Whiting	5	4:40.789	9.059	1.758	77.43	54.292	2
6	81	GPF	1 Scott GRANT	Yamaha TZR250 3XV - Mum, Dad & Katie	5	4:41.583	9.853	0.794	77.21	54.359	5
7	3	GP	6 Tom BARRETT	Honda RS250 - RGV Workshop	5	4:42.523	10.793	0.940	76.96	53.562	3
8	0	GPF	2 Paul TOLAND	Yamaha 350 -	5	4:42.573	10.843	0.050	76.94	54.699	2
9	111	GP	7 Phil GUILLOU	Yamaha TZ 250 -	5	4:43.664	11.934	1.091	76.65	54.851	3
10	169	GP	8 John HOGG	Yamaha TZ 250 -	5	4:46.138	14.408	2.474	75.98	55.003	3
11	11	GP	9 Gael MACHARD	Yamaha TZ 250 4DP -	5	4:46.967	15.237	0.829	75.76	55.338	5
12	70	GPF	3 Andrew BURSCOUGH	Yamaha YPVS 350 - Apollo/Merlin/Abbey/Martitaniu	5	4:50.096	18.366	3.129	74.95	56.558	2
13	27	GPF	4 Richard HAYWARD	Yamaha TZR250 - Gforce Motorcycles/Hazel Motor:	5	4:53.682	21.952	3.586	74.03	56.881	5
14	60	GPF	5 Daniel GOUGH	Yamaha TZR250 - G Force Motorcycles	5	4:53.716	21.986	0.034	74.02	57.054	5
15	75		1 Peter WOODALL	MZ ETZ250 - Core Projects Ltd	5	5:02.329	30.599	8.613	71.91	58.634	2
16	85		2 Andrew WALES	MZ ETZ250 - Illuminated Design LTD	5	5:02.411	30.681	0.082	71.89	58.761	2
17	71	GPF	6 Richard HICKLING	Aprilia RS 125 - All the Pickles	5	5:02.704	30.974	0.293	71.82	58.886	4
18	96		3 Chris KENT	MZ ETZ250 - Buxton Powder Coating	5	5:04.136	32.406	1.432	71.49	58.892	2
19	9		4 Gary HOWLETT	MZ TS250 - HS Racing	5	5:07.894	36.164	3.758	70.61	59.516	2
20	171	GPF	7 Dan MILES	Yamaha TZR 250 -	5	5:08.263	36.533	0.369	70.53	59.194	4
21	21	GP	10 Stuart THURTL	Honda RS250R NX5 - TeamTortoise	5	5:08.405	36.675	0.142	70.50	58.935	3
22	32		5 John ASHMEAD	Mz ETZ250 -	5	5:10.673	38.943	2.268	69.98	1:00.171	5
23	33	GPF	8 Kieran LEWIS	Yamaha TZR250 - Controls For Doors Ltd/ G Force	5	5:15.819	44.089	5.146	68.84	1:00.791	3
24	41		6 Gary WILLIAMS	MZ ETZ250 -	5	5:20.915	49.185	5.096	67.75	1:02.003	3
25	38		7 Chris PETTET	MZ ETZ250 -	5	5:20.997	49.267	0.082	67.73	1:02.010	4
26	56		8 Russell TURNER	MZ ETZ250 -	5	5:26.414	54.684	5.417	66.61	1:02.245	2
27	108	R	1 Ian KEEBLE	Mz ETZ250 -	5	5:26.415	54.685	0.001	66.61	1:02.646	2
28	25	R	2 Jason HADLEY	Mz ETZ250 -	5	5:31.102	59.372	4.687	65.66	1:03.617	3
29	46	R	3 Steve BRIGDEN	MZ ETZ250 - KLB Racing	4	4:33.277	1 Lap	1 Lap	63.65	1:05.305	2
30	93		9 Stephen PELL	MZ ETZ250 -	4	4:33.482	1 Lap	0.205	63.60	1:04.523	3
31	49	R	4 Andy MARKS	MZ ETZ250 -	4	5:09.936	1 Lap	36.454	56.12	1:13.583	4

NOT CLASSIFIED

DNF	50	GP	Sean MORRISON	Honda RS 250 -	4	3:43.528	1 Lap		77.81	54.029	3
DNF	61	GP	Russell COOK	Yamaha TZ 250 -	1	1:25.184	4 Laps	3 Laps	51.04		

FASTEST LAP

8	GP	Phil ATKINSON	Yamaha TZ 350 - Rose mot centre	2	52.912	82.18 mph	132.26 kph
81	GPF	Scott GRANT	Yamaha TZR250 3XV - Mum, Dad & Katie	5	54.359	79.99 mph	128.74 kph
75		Peter WOODALL	MZ ETZ250 - Core Projects Ltd	2	58.634	74.16 mph	119.35 kph
108	R	Ian KEEBLE	Mz ETZ250 -	2	1:02.646	69.41 mph	111.71 kph

* No 53. - Please fit a working transponder
 Class GP - 92.5% of Race Speed = 74.00 mph
 Class GPF - 92.5% of Race Speed = 71.41 mph
 Class - 92.5% of Race Speed = 66.51 mph
 Class R - 92.5% of Race Speed = 61.61 mph

Brands Hatch Indy
 Circuit Length = 1.2079 miles
 Start: 16:19 Flag 16:23 End: 16:24

Weather / Track : Cloudy / Dry

These results are provisional until the conclusion of any judicial and technical matters.

Clerk Of Course :	Steward :	Timekeeper :
-------------------	-----------	--------------

Results can be found at www.tsl-timing.com

Printed - 16:29 Saturday, 07 March 2020



BMCRC - MRO Championships 2020 - Rnd 1 @ Brands Hatch Indy

Chilton Motors 250MZs & G-Force MC Blue Haze

RACE 14 - LAP CHART

LAP 1 @ 16:20:16.345

NO	BEHIND	LAP TIME
8		59.188
57	0.802	59.990
64	0.863	1:00.051
50	1.086	1:00.274
22	1.528	1:00.716
0	1.990	1:01.178
111	2.215	1:01.403
53	2.637	1:01.825
81	2.778	1:01.966
3	3.801	1:02.989
70	3.852	1:03.040
11	4.135	1:03.323
169	4.731	1:03.919
60	5.412	1:04.600
27	5.710	1:04.898
71	7.264	1:06.452
85	7.720	1:06.908
75	7.821	1:07.009
21	8.214	1:07.402
96	8.347	1:07.535
9	9.841	1:09.029
32	9.925	1:09.113
171	10.630	1:09.818
33	10.952	1:10.140
38	12.722	1:11.910
41	13.025	1:12.213
108	13.634	1:12.822
56	14.946	1:14.134
46	15.867	1:15.055
25	15.980	1:15.168
93	18.616	1:17.804
61	25.996	1:25.184
49	26.882	1:26.070

LAP 2 @ 16:21:09.257

NO	BEHIND	LAP TIME
8		52.912
57	2.009	54.119
64	2.206	54.255
50	2.363	54.189
22	2.693	54.077
0	3.777	54.699
53	4.017	54.292
81	4.653	54.787
3	5.759	54.870
111	5.943	56.640
11	7.460	56.237
70	7.498	56.558
169	7.934	56.115
60	9.956	57.456
27	10.360	57.562
71	13.465	59.113
75	13.543	58.634
85	13.569	58.761
96	14.327	58.892
21	14.689	59.387
9	16.445	59.516
171	17.278	59.560
32	17.346	1:00.333
33	19.189	1:01.149
38	22.034	1:02.224
41	22.214	1:02.101

108	23.368	1:02.646
56	24.279	1:02.245
25	27.355	1:04.287
46	28.260	1:05.305
93	30.447	1:04.743
49	49.812	1:15.842

LAP 3 @ 16:22:02.531

NO	BEHIND	LAP TIME
8		53.274
50	3.118	54.029
64	3.210	54.278
22	3.758	54.339
57	3.896	55.161
53	5.245	54.502
81	5.743	54.364
0	5.811	55.308
3	6.047	53.562
111	7.520	54.851
169	9.663	55.003
11	9.877	55.691
70	10.966	56.742
60	13.838	57.156
27	14.180	57.094
75	19.071	58.802
71	19.267	59.076
85	19.388	59.093
96	20.123	59.070
21	20.350	58.935
9	22.787	59.616
171	23.410	59.406
32	24.887	1:00.815
33	26.706	1:00.791
41	30.943	1:02.003
38	31.376	1:02.616
108	33.433	1:03.339
56	34.156	1:03.151
25	37.698	1:03.617
46	40.896	1:05.910
93	41.696	1:04.523

LAP 4 @ 16:22:55.595

NO	BEHIND	LAP TIME
8		53.064
64	5.011	54.865
22	5.029	54.335
50	5.090	55.036
57	5.757	54.925
53	7.307	55.126
81	8.786	56.107
0	8.902	56.155
3	9.157	56.174
111	9.588	55.132
169	12.318	55.719
11	13.191	56.378
70	15.011	57.109
49	1 Lap	1:14.441
60	18.224	57.450
27	18.363	57.247
75	24.803	58.796
71	25.089	58.886
85	25.139	58.815
96	26.265	59.206
21	27.353	1:00.067

9	29.388	59.665
171	29.540	59.194
32	32.064	1:00.241
33	34.902	1:01.260
41	40.048	1:02.169
38	40.322	1:02.010
56	44.359	1:03.267
108	44.668	1:04.299
25	48.626	1:03.992

LAP 5 @ 16:23:48.887

NO	BEHIND	LAP TIME
8		53.292
46	1 Lap	1:07.007
93	1 Lap	1:06.412
22	4.983	53.246
64	7.056	55.337
57	7.301	54.836
53	9.059	55.044
81	9.853	54.359
3	10.793	54.928
0	10.843	55.233
111	11.934	55.638
169	14.408	55.382
11	15.237	55.338
70	18.366	56.647
27	21.952	56.881
60	21.986	57.054
75	30.599	59.088
85	30.681	58.834
71	30.974	59.177
96	32.406	59.433
9	36.164	1:00.068
171	36.533	1:00.285
21	36.675	1:02.614
49	1 Lap	1:13.583
32	38.943	1:00.171
33	44.089	1:02.479
41	49.185	1:02.429
38	49.267	1:02.237
56	54.684	1:03.617
108	54.685	1:03.309
25	59.372	1:04.038

Weather / Track : Cloudy / Dry

Results can be found at www.tsl-timing.com

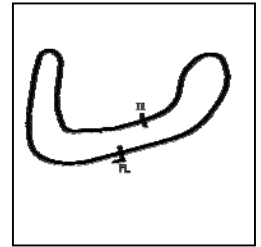
Brands Hatch Indy
Circuit Length = 1.2079 miles
Start: 16:19 Flag 16:23 End: 16:24

Printed - 16:30 Saturday, 07 March 2020

BMCRC - MRO Championships 2020 - Rnd 1 @ Brands Hatch Indy

Chilton Motors 250MZs & G-Force MC Blue Haze

RACE 14 - SECTOR ANALYSIS



SECTOR 1 = FL to I1, SECTOR 2 = I1 to FL, DIFF = Difference To Personal Best Lap, P = Crossed Finish Line in Pit Lane, D = Time Disallowed

P1		8 GP		Phil ATKINSON		Yamaha TZ 350 - Rose mot centre	
IDEAL LAP TIME : 52.847		BEST LAP TIME : 52.912		DIFFERENCE : 0.065			
LAP	SECTOR 1	SECTOR 2	LAP TIME	MPH	DIFF	TIME OF DAY	
1 -		21.299	59.188	73.47	6.276	16:20:16.345	
2 -	31.916	20.996	52.912 (1)	82.18		16:21:09.257	
3 -	31.926	21.348	53.274 (3)	81.62	0.362	16:22:02.531	
4 -	31.851	21.213	53.064 (2)	81.95	0.152	16:22:55.595	
5 -	31.902	21.390	53.292	81.59	0.380	16:23:48.887	

P2		22 GP		Rik BALLERINI		Yamaha SPONDON TZ250 - SCLS LTD, GECKO RACING, DY	
IDEAL LAP TIME : 53.246		BEST LAP TIME : 53.246		DIFFERENCE : 0.000			
LAP	SECTOR 1	SECTOR 2	LAP TIME	MPH	DIFF	TIME OF DAY	
1 -		21.655	1:00.716	71.62	7.470	16:20:17.873	
2 -	32.675	21.402	54.077 (2)	80.41	0.831	16:21:11.950	
3 -	32.492	21.847	54.339	80.02	1.093	16:22:06.289	
4 -	32.588	21.747	54.335 (3)	80.03	1.089	16:23:00.624	
5 -	31.937	21.309	53.246 (1)	81.67		16:23:53.870	

P3		64 GP		Phil ELLIS		Yamaha TZ 250B -	
IDEAL LAP TIME : 54.178		BEST LAP TIME : 54.255		DIFFERENCE : 0.077			
LAP	SECTOR 1	SECTOR 2	LAP TIME	MPH	DIFF	TIME OF DAY	
1 -		21.595	1:00.051	72.41	5.796	16:20:17.208	
2 -	32.697	21.558	54.255 (1)	80.15		16:21:11.463	
3 -	32.620	21.658	54.278 (2)	80.11	0.023	16:22:05.741	
4 -	32.984	21.881	54.865 (3)	79.26	0.610	16:23:00.606	
5 -	33.170	22.167	55.337	78.58	1.082	16:23:55.943	

P4		57 GP		Liam McCARTER		Yamaha TZ 250 -	
IDEAL LAP TIME : 54.119		BEST LAP TIME : 54.119		DIFFERENCE : 0.000			
LAP	SECTOR 1	SECTOR 2	LAP TIME	MPH	DIFF	TIME OF DAY	
1 -		21.994	59.990	72.48	5.871	16:20:17.147	
2 -	32.626	21.493	54.119 (1)	80.35		16:21:11.266	
3 -	33.029	22.132	55.161	78.83	1.042	16:22:06.427	
4 -	33.048	21.877	54.925 (3)	79.17	0.806	16:23:01.352	
5 -	32.833	22.003	54.836 (2)	79.30	0.717	16:23:56.188	

P5		53 GP		Mark WHITING		Yamaha TZ 250 - Mark Whiting	
IDEAL LAP TIME :		BEST LAP TIME : 54.292		DIFFERENCE :			
LAP	SECTOR 1	SECTOR 2	LAP TIME	MPH	DIFF	TIME OF DAY	
1 -			1:01.825	70.33	7.533	16:20:18.982	
2 -			54.292 (1)	80.09		16:21:13.274	
3 -			54.502 (2)	79.78	0.210	16:22:07.776	
4 -			55.126	78.88	0.834	16:23:02.902	
5 -			55.044 (3)	79.00	0.752	16:23:57.946	

P6		81 GPF		Scott GRANT		Yamaha TZR250 3XV - Mum, Dad & Katie	
IDEAL LAP TIME : 53.810		BEST LAP TIME : 54.359		DIFFERENCE : 0.549			
LAP	SECTOR 1	SECTOR 2	LAP TIME	MPH	DIFF	TIME OF DAY	
1 -		21.802	1:01.966	70.17	7.607	16:20:19.123	
2 -	33.370	21.417	54.787 (3)	79.37	0.428	16:21:13.910	
3 -	32.393	21.971	54.364 (2)	79.99	0.005	16:22:08.274	
4 -	34.403	21.704	56.107	77.50	1.748	16:23:04.381	
5 -	32.637	21.722	54.359 (1)	79.99		16:23:58.740	

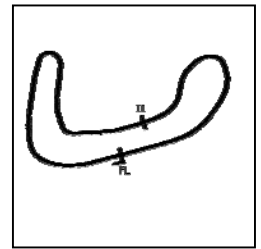
Weather / Track : Cloudy / Dry

Brands Hatch Indy
Circuit Length = 1.2079 miles
Start: 16:19 Flag 16:23 End: 16:24

BMCRC - MRO Championships 2020 - Rnd 1 @ Brands Hatch Indy

Chilton Motors 250MZs & G-Force MC Blue Haze

RACE 14 - SECTOR ANALYSIS



SECTOR 1 = FL to I1, SECTOR 2 = I1 to FL, DIFF = Difference To Personal Best Lap, P = Crossed Finish Line in Pit Lane, D = Time Disallowed

P7		3 GP		Tom BARRETT		Honda RS250 - RGV Workshop	
IDEAL LAP TIME : 53.562		BEST LAP TIME : 53.562		DIFFERENCE : 0.000			
LAP	SECTOR 1	SECTOR 2	LAP TIME	MPH	DIFF	TIME OF DAY	
1 -		22.263	1:02.989	69.03	9.427	16:20:20.146	
2 -	33.192	21.678	54.870 (2)	79.25	1.308	16:21:15.016	
3 -	32.184	21.378	53.562 (1)	81.18		16:22:08.578	
4 -	34.128	22.046	56.174	77.41	2.612	16:23:04.752	
5 -	33.193	21.735	54.928 (3)	79.16	1.366	16:23:59.680	

P8		0 GPF		Paul TOLAND		Yamaha 350 -	
IDEAL LAP TIME : 54.699		BEST LAP TIME : 54.699		DIFFERENCE : 0.000			
LAP	SECTOR 1	SECTOR 2	LAP TIME	MPH	DIFF	TIME OF DAY	
1 -		22.208	1:01.178	71.08	6.479	16:20:18.335	
2 -	32.957	21.742	54.699 (1)	79.50		16:21:13.034	
3 -	33.064	22.244	55.308 (3)	78.62	0.609	16:22:08.342	
4 -	34.180	21.975	56.155	77.43	1.456	16:23:04.497	
5 -	33.017	22.216	55.233 (2)	78.73	0.534	16:23:59.730	

P9		111 GP		Phil GUILLOU		Yamaha TZ 250 -	
IDEAL LAP TIME : 54.697		BEST LAP TIME : 54.851		DIFFERENCE : 0.154			
LAP	SECTOR 1	SECTOR 2	LAP TIME	MPH	DIFF	TIME OF DAY	
1 -		21.612	1:01.403	70.82	6.552	16:20:18.560	
2 -	34.387	22.253	56.640	76.77	1.789	16:21:15.200	
3 -	33.310	21.541	54.851 (1)	79.28		16:22:10.051	
4 -	33.156	21.976	55.132 (2)	78.87	0.281	16:23:05.183	
5 -	33.768	21.870	55.638 (3)	78.15	0.787	16:24:00.821	

P10		169 GP		John HOGG		Yamaha TZ 250 -	
IDEAL LAP TIME : 55.003		BEST LAP TIME : 55.003		DIFFERENCE : 0.000			
LAP	SECTOR 1	SECTOR 2	LAP TIME	MPH	DIFF	TIME OF DAY	
1 -		22.607	1:03.919	68.03	8.916	16:20:21.076	
2 -	34.073	22.042	56.115	77.49	1.112	16:21:17.191	
3 -	33.140	21.863	55.003 (1)	79.06		16:22:12.194	
4 -	33.282	22.437	55.719 (3)	78.04	0.716	16:23:07.913	
5 -	33.253	22.129	55.382 (2)	78.52	0.379	16:24:03.295	

P11		11 GP		Gael MACHARD		Yamaha TZ 250 4DP -	
IDEAL LAP TIME : 55.338		BEST LAP TIME : 55.338		DIFFERENCE : 0.000			
LAP	SECTOR 1	SECTOR 2	LAP TIME	MPH	DIFF	TIME OF DAY	
1 -		22.298	1:03.323	68.67	7.985	16:20:20.480	
2 -	34.098	22.139	56.237 (3)	77.32	0.899	16:21:16.717	
3 -	33.790	21.901	55.691 (2)	78.08	0.353	16:22:12.408	
4 -	33.924	22.454	56.378	77.13	1.040	16:23:08.786	
5 -	33.574	21.764	55.338 (1)	78.58		16:24:04.124	

P12		70 GPF		Andrew BURSCOUGH		Yamaha YPVS 350 - Apollo/Merlin/Abbey/Martitanium	
IDEAL LAP TIME : 56.414		BEST LAP TIME : 56.558		DIFFERENCE : 0.144			
LAP	SECTOR 1	SECTOR 2	LAP TIME	MPH	DIFF	TIME OF DAY	
1 -		22.636	1:03.040	68.98	6.482	16:20:20.197	
2 -	33.858	22.700	56.558 (1)	76.88		16:21:16.755	
3 -	34.186	22.556	56.742 (3)	76.63	0.184	16:22:13.497	
4 -	34.206	22.903	57.109	76.14	0.551	16:23:10.606	
5 -	34.000	22.647	56.647 (2)	76.76	0.089	16:24:07.253	

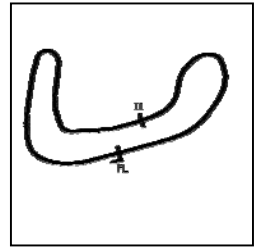
Weather / Track : Cloudy / Dry

Brands Hatch Indy
Circuit Length = 1.2079 miles
Start: 16:19 Flag 16:23 End: 16:24

BMCRC - MRO Championships 2020 - Rnd 1 @ Brands Hatch Indy

Chilton Motors 250MZs & G-Force MC Blue Haze

RACE 14 - SECTOR ANALYSIS



SECTOR 1 = FL to I1, SECTOR 2 = I1 to FL, DIFF = Difference To Personal Best Lap, P = Crossed Finish Line in Pit Lane, D = Time Disallowed

P13 27 GPF		Richard HAYWARD		Yamaha TZR250 - Gforce Motorcycles/Hazel Motors		
IDEAL LAP TIME : 56.881		BEST LAP TIME : 56.881		DIFFERENCE : 0.000		
LAP	SECTOR 1	SECTOR 2	LAP TIME	MPH	DIFF	TIME OF DAY
1 -		22.876	1:04.898	67.00	8.017	16:20:22.055
2 -	34.378	23.184	57.562	75.54	0.681	16:21:19.617
3 -	34.083	23.011	57.094 (2)	76.16	0.213	16:22:16.711
4 -	34.333	22.914	57.247 (3)	75.96	0.366	16:23:13.958
5 -	34.018	22.863	56.881 (1)	76.45		16:24:10.839

P14 60 GPF		Daniel GOUGH		Yamaha TZR250 - G Force Motorcycles		
IDEAL LAP TIME : 56.819		BEST LAP TIME : 57.054		DIFFERENCE : 0.235		
LAP	SECTOR 1	SECTOR 2	LAP TIME	MPH	DIFF	TIME OF DAY
1 -		22.821	1:04.600	67.31	7.546	16:20:21.757
2 -	34.533	22.923	57.456	75.68	0.402	16:21:19.213
3 -	34.319	22.837	57.156 (2)	76.08	0.102	16:22:16.369
4 -	34.539	22.911	57.450 (3)	75.69	0.396	16:23:13.819
5 -	34.554	22.500	57.054 (1)	76.21		16:24:10.873

P15 75		Peter WOODALL		MZ ETZ250 - Core Projects Ltd		
IDEAL LAP TIME : 58.351		BEST LAP TIME : 58.634		DIFFERENCE : 0.283		
LAP	SECTOR 1	SECTOR 2	LAP TIME	MPH	DIFF	TIME OF DAY
1 -		23.642	1:07.009	64.89	8.375	16:20:24.166
2 -	34.955	23.679	58.634 (1)	74.16		16:21:22.800
3 -	35.406	23.396	58.802 (3)	73.95	0.168	16:22:21.602
4 -	35.351	23.445	58.796 (2)	73.96	0.162	16:23:20.398
5 -	35.692	23.396	59.088	73.59	0.454	16:24:19.486

P16 85		Andrew WALES		MZ ETZ250 - Illuminated Design LTD		
IDEAL LAP TIME : 58.419		BEST LAP TIME : 58.761		DIFFERENCE : 0.342		
LAP	SECTOR 1	SECTOR 2	LAP TIME	MPH	DIFF	TIME OF DAY
1 -		23.436	1:06.908	64.99	8.147	16:20:24.065
2 -	35.231	23.530	58.761 (1)	74.00		16:21:22.826
3 -	35.905	23.188	59.093	73.58	0.332	16:22:21.919
4 -	35.349	23.466	58.815 (2)	73.93	0.054	16:23:20.734
5 -	35.527	23.307	58.834 (3)	73.91	0.073	16:24:19.568

P17 71 GPF		Richard HICKLING		Aprilia RS 125 - All the Pickles		
IDEAL LAP TIME : 58.702		BEST LAP TIME : 58.886		DIFFERENCE : 0.184		
LAP	SECTOR 1	SECTOR 2	LAP TIME	MPH	DIFF	TIME OF DAY
1 -		23.630	1:06.452	65.43	7.566	16:20:23.609
2 -	35.300	23.813	59.113 (3)	73.56	0.227	16:21:22.722
3 -	35.674	23.402	59.076 (2)	73.61	0.190	16:22:21.798
4 -	35.307	23.579	58.886 (1)	73.84		16:23:20.684
5 -	35.720	23.457	59.177	73.48	0.291	16:24:19.861

P18 96		Chris KENT		MZ ETZ250 - Buxton Powder Coating		
IDEAL LAP TIME : 58.845		BEST LAP TIME : 58.892		DIFFERENCE : 0.047		
LAP	SECTOR 1	SECTOR 2	LAP TIME	MPH	DIFF	TIME OF DAY
1 -		23.679	1:07.535	64.38	8.643	16:20:24.692
2 -	35.192	23.700	58.892 (1)	73.84		16:21:23.584
3 -	35.417	23.653	59.070 (2)	73.61	0.178	16:22:22.654
4 -	35.531	23.675	59.206 (3)	73.44	0.314	16:23:21.860
5 -	35.631	23.802	59.433	73.16	0.541	16:24:21.293

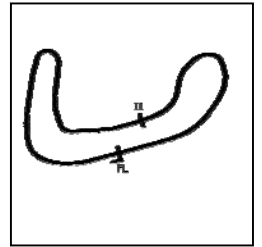
Weather / Track : Cloudy / Dry

Brands Hatch Indy
Circuit Length = 1.2079 miles
Start: 16:19 Flag 16:23 End: 16:24

BMCRC - MRO Championships 2020 - Rnd 1 @ Brands Hatch Indy

Chilton Motors 250MZs & G-Force MC Blue Haze

RACE 14 - SECTOR ANALYSIS



SECTOR 1 = FL to I1, SECTOR 2 = I1 to FL, DIFF = Difference To Personal Best Lap, P = Crossed Finish Line in Pit Lane, D = Time Disallowed

P19 9 Gary HOWLETT		MZ TS250 - HS Racing				
IDEAL LAP TIME : 59.326		BEST LAP TIME : 59.516		DIFFERENCE : 0.190		
LAP	SECTOR 1	SECTOR 2	LAP TIME	MPH	DIFF	TIME OF DAY
1 -		23.759	1:09.029	62.99	9.513	16:20:26.186
2 -	35.710	23.806	59.516 (1)	73.06		16:21:25.702
3 -	36.000	23.616	59.616 (2)	72.94	0.100	16:22:25.318
4 -	35.955	23.710	59.665 (3)	72.88	0.149	16:23:24.983
5 -	36.003	24.065	1:00.068	72.39	0.552	16:24:25.051

P20 171 GPF Dan MILES		Yamaha TZR 250 -				
IDEAL LAP TIME : 59.194		BEST LAP TIME : 59.194		DIFFERENCE : 0.000		
LAP	SECTOR 1	SECTOR 2	LAP TIME	MPH	DIFF	TIME OF DAY
1 -		24.295	1:09.818	62.28	10.624	16:20:26.975
2 -	35.921	23.639	59.560 (3)	73.01	0.366	16:21:26.535
3 -	35.737	23.669	59.406 (2)	73.20	0.212	16:22:25.941
4 -	35.663	23.531	59.194 (1)	73.46		16:23:25.135
5 -	36.116	24.169	1:00.285	72.13	1.091	16:24:25.420

P21 21 GP Stuart THURTLÉ		Honda RS250R NX5 - TeamTortoise				
IDEAL LAP TIME : 58.534		BEST LAP TIME : 58.935		DIFFERENCE : 0.401		
LAP	SECTOR 1	SECTOR 2	LAP TIME	MPH	DIFF	TIME OF DAY
1 -		23.203	1:07.402	64.51	8.467	16:20:24.559
2 -	36.143	23.244	59.387 (2)	73.22	0.452	16:21:23.946
3 -	35.331	23.604	58.935 (1)	73.78		16:22:22.881
4 -	36.581	23.486	1:00.067 (3)	72.39	1.132	16:23:22.948
5 -	36.629	25.985	1:02.614	69.45	3.679	16:24:25.562

P22 32 John ASHMEAD		Mz ETZ250 -				
IDEAL LAP TIME : 59.884		BEST LAP TIME : 1:00.171		DIFFERENCE : 0.287		
LAP	SECTOR 1	SECTOR 2	LAP TIME	MPH	DIFF	TIME OF DAY
1 -		23.896	1:09.113	62.91	8.942	16:20:26.270
2 -	36.102	24.231	1:00.333 (3)	72.07	0.162	16:21:26.603
3 -	36.523	24.292	1:00.815	71.50	0.644	16:22:27.418
4 -	35.988	24.253	1:00.241 (2)	72.18	0.070	16:23:27.659
5 -	36.034	24.137	1:00.171 (1)	72.27		16:24:27.830

P23 33 GPF Kieran LEWIS		Yamaha TZR250 - Controls For Doors Ltd/ G Force Motorcycles				
IDEAL LAP TIME : 1:00.585		BEST LAP TIME : 1:00.791		DIFFERENCE : 0.206		
LAP	SECTOR 1	SECTOR 2	LAP TIME	MPH	DIFF	TIME OF DAY
1 -		24.435	1:10.140	61.99	9.349	16:20:27.297
2 -	36.976	24.173	1:01.149 (2)	71.11	0.358	16:21:28.446
3 -	36.412	24.379	1:00.791 (1)	71.53		16:22:29.237
4 -	36.541	24.719	1:01.260 (3)	70.98	0.469	16:23:30.497
5 -	37.375	25.104	1:02.479	69.60	1.688	16:24:32.976

P24 41 Gary WILLIAMS		MZ ETZ250 -				
IDEAL LAP TIME : 1:01.814		BEST LAP TIME : 1:02.003		DIFFERENCE : 0.189		
LAP	SECTOR 1	SECTOR 2	LAP TIME	MPH	DIFF	TIME OF DAY
1 -		25.793	1:12.213	60.21	10.210	16:20:29.370
2 -	37.306	24.795	1:02.101 (2)	70.02	0.098	16:21:31.471
3 -	37.318	24.685	1:02.003 (1)	70.13		16:22:33.474
4 -	37.661	24.508	1:02.169 (3)	69.94	0.166	16:23:35.643
5 -	37.495	24.934	1:02.429	69.65	0.426	16:24:38.072

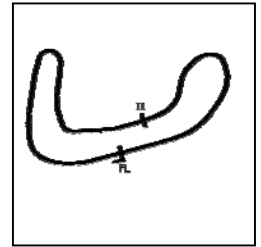
Weather / Track : Cloudy / Dry

Brands Hatch Indy
Circuit Length = 1.2079 miles
Start: 16:19 Flag 16:23 End: 16:24

BMCRC - MRO Championships 2020 - Rnd 1 @ Brands Hatch Indy

Chilton Motors 250MZs & G-Force MC Blue Haze

RACE 14 - SECTOR ANALYSIS



SECTOR 1 = FL to I1, SECTOR 2 = I1 to FL, DIFF = Difference To Personal Best Lap, P = Crossed Finish Line in Pit Lane, D = Time Disallowed

P25 38		Chris PETTET		MZ ETZ250 -		
IDEAL LAP TIME : 1:01.829		BEST LAP TIME : 1:02.010		DIFFERENCE : 0.181		
LAP	SECTOR 1	SECTOR 2	LAP TIME	MPH	DIFF	TIME OF DAY
1 -		25.203	1:11.910	60.47	9.900	16:20:29.067
2 -	37.213	25.011	1:02.224 (2)	69.88	0.214	16:21:31.291
3 -	37.666	24.950	1:02.616	69.44	0.606	16:22:33.907
4 -	37.394	24.616	1:02.010 (1)	70.12		16:23:35.917
5 -	37.274	24.963	1:02.237 (3)	69.87	0.227	16:24:38.154

P26 56		Russell TURNER		MZ ETZ250 -		
IDEAL LAP TIME : 1:02.245		BEST LAP TIME : 1:02.245		DIFFERENCE : 0.000		
LAP	SECTOR 1	SECTOR 2	LAP TIME	MPH	DIFF	TIME OF DAY
1 -		25.474	1:14.134	58.65	11.889	16:20:31.291
2 -	37.043	25.202	1:02.245 (1)	69.86		16:21:33.536
3 -	37.288	25.863	1:03.151 (2)	68.86	0.906	16:22:36.687
4 -	38.020	25.247	1:03.267 (3)	68.73	1.022	16:23:39.954
5 -	38.014	25.603	1:03.617	68.35	1.372	16:24:43.571

P27 108 R		Ian KEEBLE		Mz ETZ250 -		
IDEAL LAP TIME : 1:02.646		BEST LAP TIME : 1:02.646		DIFFERENCE : 0.000		
LAP	SECTOR 1	SECTOR 2	LAP TIME	MPH	DIFF	TIME OF DAY
1 -		25.586	1:12.822	59.71	10.176	16:20:29.979
2 -	37.607	25.039	1:02.646 (1)	69.41		16:21:32.625
3 -	37.912	25.427	1:03.339 (3)	68.65	0.693	16:22:35.964
4 -	38.735	25.564	1:04.299	67.63	1.653	16:23:40.263
5 -	37.863	25.446	1:03.309 (2)	68.68	0.663	16:24:43.572

P28 25 R		Jason HADLEY		Mz ETZ250 -		
IDEAL LAP TIME : 1:03.478		BEST LAP TIME : 1:03.617		DIFFERENCE : 0.139		
LAP	SECTOR 1	SECTOR 2	LAP TIME	MPH	DIFF	TIME OF DAY
1 -		25.616	1:15.168	57.85	11.551	16:20:32.325
2 -	38.596	25.691	1:04.287	67.64	0.670	16:21:36.612
3 -	37.973	25.644	1:03.617 (1)	68.35		16:22:40.229
4 -	38.487	25.505	1:03.992 (2)	67.95	0.375	16:23:44.221
5 -	38.361	25.677	1:04.038 (3)	67.90	0.421	16:24:48.259

P29 46 R		Steve BRIGDEN		MZ ETZ250 - KLB Racing		
IDEAL LAP TIME : 1:05.188		BEST LAP TIME : 1:05.305		DIFFERENCE : 0.117		
LAP	SECTOR 1	SECTOR 2	LAP TIME	MPH	DIFF	TIME OF DAY
1 -		26.013	1:15.055	57.93	9.750	16:20:32.212
2 -	39.175	26.130	1:05.305 (1)	66.58		16:21:37.517
3 -	39.341	26.569	1:05.910 (2)	65.97	0.605	16:22:43.427
4 -	40.345	26.662	1:07.007 (3)	64.89	1.702	16:23:50.434

P30 93		Stephen PELLIS		MZ ETZ250 -		
IDEAL LAP TIME : 1:04.523		BEST LAP TIME : 1:04.523		DIFFERENCE : 0.000		
LAP	SECTOR 1	SECTOR 2	LAP TIME	MPH	DIFF	TIME OF DAY
1 -		26.284	1:17.804	55.89	13.281	16:20:34.961
2 -	38.894	25.849	1:04.743 (2)	67.16	0.220	16:21:39.704
3 -	38.827	25.696	1:04.523 (1)	67.39		16:22:44.227
4 -	39.783	26.629	1:06.412 (3)	65.47	1.889	16:23:50.639

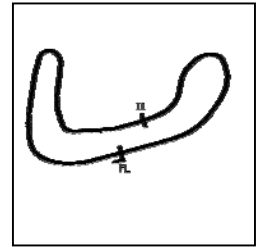
Weather / Track : Cloudy / Dry

Brands Hatch Indy
Circuit Length = 1.2079 miles
Start: 16:19 Flag 16:23 End: 16:24

BMCRC - MRO Championships 2020 - Rnd 1 @ Brands Hatch Indy

Chilton Motors 250MZs & G-Force MC Blue Haze

RACE 14 - SECTOR ANALYSIS



SECTOR 1 = FL to I1, SECTOR 2 = I1 to FL, DIFF = Difference To Personal Best Lap, P = Crossed Finish Line in Pit Lane, D = Time Disallowed

P31 49 R		Andy MARKS		MZ ETZ250 -		
IDEAL LAP TIME : 1:13.541		BEST LAP TIME : 1:13.583		DIFFERENCE : 0.042		
LAP	SECTOR 1	SECTOR 2	LAP TIME	MPH	DIFF	TIME OF DAY
1 -		30.102	1:26.070	50.52	12.487	16:20:43.227
2 -	45.982	29.860	1:15.842 (3)	57.33	2.259	16:21:59.069
3 -	45.095	29.346	1:14.441 (2)	58.41	0.858	16:23:13.510
4 -	44.195	29.388	1:13.583 (1)	59.09		16:24:27.093

P32 50 GP		Sean MORRISON		Honda RS 250 -		
IDEAL LAP TIME : 53.842		BEST LAP TIME : 54.029		DIFFERENCE : 0.187		
LAP	SECTOR 1	SECTOR 2	LAP TIME	MPH	DIFF	TIME OF DAY
1 -		21.618	1:00.274	72.14	6.245	16:20:17.431
2 -	32.871	21.318	54.189 (2)	80.24	0.160	16:21:11.620
3 -	32.524	21.505	54.029 (1)	80.48		16:22:05.649
4 -	32.718	22.318	55.036 (3)	79.01	1.007	16:23:00.685

P33 61 GP		Russell COOK		Yamaha TZ 250 -		
IDEAL LAP TIME : 1:28.630		BEST LAP TIME :		DIFFERENCE :		
LAP	SECTOR 1	SECTOR 2	LAP TIME	MPH	DIFF	TIME OF DAY
1 -		30.169	1:25.184	51.04		16:20:42.341

Weather / Track : Cloudy / Dry

Results can be found at www.tsl-timing.com

Page 6 of 6

Brands Hatch Indy
 Circuit Length = 1.2079 miles
 Start: 16:19 Flag 16:23 End: 16:24

Printed - 16:31 Saturday, 07 March 2020

BMCRC - MRO Championships 2020 - Rnd 1 @ Brands Hatch Indy

Chilton Motors 250MZs & G-Force MC Blue Haze

RACE 14 - BEST SECTORS

SECTOR 1			SECTOR 2			IDEAL / BEST COMPARISON						
POS	NO	NAME	TIME	NO	NAME	TIME	POS	NO	NAME	IDEAL	BEST	DIFF
									PERFECT LAP	52.847		
1	8	ATKINSON	31.851	8	ATKINSON	20.996	1	8	ATKINSON	52.847	52.912	0.065
2	22	BALLERINI	31.937	22	BALLERINI	21.309	2	22	BALLERINI	53.246	53.246	0.000
3	3	BARRETT	32.184	50	MORRISON	21.318	3	3	BARRETT	53.562	53.562	0.000
4	81	GRANT	32.393	3	BARRETT	21.378	4	81	GRANT	53.810	54.359	0.549
5	50	MORRISON	32.524	81	GRANT	21.417	5	50	MORRISON	53.842	54.029	0.187
6	64	ELLIS	32.620	57	McCARTER	21.493	6	57	McCARTER	54.119	54.119	0.000
7	57	McCARTER	32.626	111	GUILLOU	21.541	7	64	ELLIS	54.178	54.255	0.077
8	0	TOLAND	32.957	64	ELLIS	21.558	8	111	GUILLOU	54.697	54.851	0.154
9	169	HOGG	33.140	0	TOLAND	21.742	9	0	TOLAND	54.699	54.699	0.000
10	111	GUILLOU	33.156	11	MACHARD	21.764	10	169	HOGG	55.003	55.003	0.000
11	11	MACHARD	33.574	169	HOGG	21.863	11	11	MACHARD	55.338	55.338	0.000
12	70	BURSCOUGH	33.858	60	GOUGH	22.500	12	70	BURSCOUGH	56.414	56.558	0.144
13	27	HAYWARD	34.018	70	BURSCOUGH	22.556	13	60	GOUGH	56.819	57.054	0.235
14	60	GOUGH	34.319	27	HAYWARD	22.863	14	27	HAYWARD	56.881	56.881	0.000
15	75	WOODALL	34.955	85	WALES	23.188	15	75	WOODALL	58.351	58.634	0.283
16	96	KENT	35.192	21	THURTL	23.203	16	85	WALES	58.419	58.761	0.342
17	85	WALES	35.231	75	WOODALL	23.396	17	21	THURTL	58.534	58.935	0.401
18	71	HICKLING	35.300	71	HICKLING	23.402	18	71	HICKLING	58.702	58.886	0.184
19	21	THURTL	35.331	171	MILES	23.531	19	96	KENT	58.845	58.892	0.047
20	171	MILES	35.663	9	HOWLETT	23.616	20	171	MILES	59.194	59.194	0.000
21	9	HOWLETT	35.710	96	KENT	23.653	21	9	HOWLETT	59.326	59.516	0.190
22	32	ASHMEAD	35.988	32	ASHMEAD	23.896	22	32	ASHMEAD	59.884	1:00.171	0.287
23	33	LEWIS	36.412	33	LEWIS	24.173	23	33	LEWIS	1:00.585	1:00.791	0.206
24	56	TURNER	37.043	41	WILLIAMS	24.508	24	41	WILLIAMS	1:01.814	1:02.003	0.189
25	38	PETTET	37.213	38	PETTET	24.616	25	38	PETTET	1:01.829	1:02.010	0.181
26	41	WILLIAMS	37.306	108	KEEBLE	25.039	26	56	TURNER	1:02.245	1:02.245	0.000
27	108	KEEBLE	37.607	56	TURNER	25.202	27	108	KEEBLE	1:02.646	1:02.646	0.000
28	25	HADLEY	37.973	25	HADLEY	25.505	28	25	HADLEY	1:03.478	1:03.617	0.139
29	93	PELLS	38.827	93	PELLS	25.696	29	93	PELLS	1:04.523	1:04.523	0.000
30	46	BRIGDEN	39.175	46	BRIGDEN	26.013	30	46	BRIGDEN	1:05.188	1:05.305	0.117
31	49	MARKS	44.195	49	MARKS	29.346	31	49	MARKS	1:13.541	1:13.583	0.042
32	61	COOK	58.461	61	COOK	30.169	32	61	COOK	1:28.630		
33							33	53	WHITING		54.292	

Weather / Track : Cloudy / Dry

Results can be found at www.tsl-timing.com

Brands Hatch Indy
 Circuit Length = 1.2079 miles
 Start: 16:19 Flag 16:23 End: 16:24

Printed - 16:31 Saturday, 07 March 2020

BMCRC - MRO Championships 2020 - Rnd 1 @ Brands Hatch Indy

Chilton Motors 250MZs & G-Force MC Blue Haze

RACE 14 - STATISTICS

Competitors Started 33
Planned Start 2020-03-07 @ 16:21:00.000
Actual Start 2020-03-07 @ 16:19:17.156
Finish Time 2020-03-07 @ 16:23:48.886
Track Length 1.2079mi.
Total Laps 157
Total Distance Covered 189.6474mi.

Session Fastest Lap History

NO	CL	NAME	LAP TIME	TIME OF DAY	LAP	VEHICLE
8	GP	Phil ATKINSON	52.912	16:21:09.266	2	Yamaha TZ 350

Session Leader History

NO	CL	NAME	FROM LAP	LAPS LED	DISTANCE	VEHICLE
8	GP	Phil ATKINSON	1	5	6.03 miles	Yamaha TZ 350

Flag History

TYPE	TIME OF DAY
GREEN	16:19:17.156
FINISH	16:23:48.886

Flag Statistics

TYPE	COUNT	TOTAL LAPS	TOTAL TIME
Green	1	5	5:41.681
Red	0	0	0.000
Safety Car	0	0	0.000
FCY	0	0	0.000

BMCRC - MRO Championships 2020 - Rnd 1 @ Brands Hatch Indy

Chilton Motors 250MZs & G-Force MC Blue Haze

RACE 14 - STATISTICS

CLASS :

9 Starters

Fastest Lap History

NO	NAME	LAP TIME	TIME OF DAY	LAP	VEHICLE
75	Peter WOODALL	58.634	16:21:22.800	2	MZ ETZ250

Leader History

NO	NAME	FROM LAP	LAPS LED	DISTANCE	VEHICLE
85	Andrew WALES	1	1	1.20 miles	MZ ETZ250
75	Peter WOODALL	2	4	4.83 miles	MZ ETZ250

BMCRC - MRO Championships 2020 - Rnd 1 @ Brands Hatch Indy

Chilton Motors 250MZs & G-Force MC Blue Haze

RACE 14 - STATISTICS

CLASS : R

4 Starters

Fastest Lap History

NO	NAME	LAP TIME	TIME OF DAY	LAP	VEHICLE
108	Ian KEEBLE	1:02.646	16:21:32.657	2	Mz ETZ250

Leader History

NO	NAME	FROM LAP	LAPS LED	DISTANCE	VEHICLE
108	Ian KEEBLE	1	5	6.03 miles	Mz ETZ250

BMCRC - MRO Championships 2020 - Rnd 1 @ Brands Hatch Indy

Chilton Motors 250MZs & G-Force MC Blue Haze

RACE 14 - STATISTICS

CLASS : GP

12 Starters

Fastest Lap History

NO	NAME	LAP TIME	TIME OF DAY	LAP	VEHICLE
8	Phil ATKINSON	52.912	16:21:09.266	2	Yamaha TZ 350

Leader History

NO	NAME	FROM LAP	LAPS LED	DISTANCE	VEHICLE
8	Phil ATKINSON	1	5	6.03 miles	Yamaha TZ 350

BMCRC - MRO Championships 2020 - Rnd 1 @ Brands Hatch Indy

Chilton Motors 250MZs & G-Force MC Blue Haze

RACE 14 - STATISTICS

CLASS : GPF

8 Starters

Fastest Lap History

NO	NAME	LAP TIME	TIME OF DAY	LAP	VEHICLE
0	Paul TOLAND	54.699	16:21:13.044	2	Yamaha 350
81	Scott GRANT	54.364	16:22:08.294	3	Yamaha TZR250 3XV
81	Scott GRANT	54.359	16:23:58.763	5	Yamaha TZR250 3XV

Leader History

NO	NAME	FROM LAP	LAPS LED	DISTANCE	VEHICLE
0	Paul TOLAND	1	2	2.41 miles	Yamaha 350
81	Scott GRANT	3	3	3.62 miles	Yamaha TZR250 3XV



BMCRC - MRO Championships 2020 - Rnd 1 @ Brands Hatch Indy

Chilton Motors 250MZs & G-Force MC Blue Haze

RACE 5 - GRID (12 Laps)



ROW 14	42		41		40	43 Daniel BARFORD	
ROW 13		39	69 Alexander MANN	38	52 Nick MORRISON	37	49 Andy MARKS 1:13.583
ROW 12	36	46 Steve BRIGDEN 1:05.305	35	93 Stephen PELLIS 1:04.523	34	25 Jason HADLEY 1:03.617	
ROW 11		33	108 Ian KEEBLE 1:02.646	32	56 Russell TURNER 1:02.245	31	38 Chris PETTET 1:02.010
ROW 10	30	41 Gary WILLIAMS 1:02.003	29	32 John ASHMEAD 1:00.171	28	9 Gary HOWLETT 59.516	
ROW 9		27	96 Chris KENT 58.892	26	85 Andrew WALES 58.761	25	75 Peter WOODALL 58.634
ROW 8	24		23		22		
ROW 7		21	14 Mick PENNELL	20	61 Russell COOK	19	33 Kieran LEWIS 1:00.791
ROW 6	18	171 Dan MILES 59.194	17	21 Stuart THURTLÉ 58.935	16	71 Richard HICKLING 58.886	
ROW 5		15	60 Daniel GOUGH 57.054	14	27 Richard HAYWARD 56.881	13	70 Andrew BURSCOUGH 56.558
ROW 4	12	11 Gael MACHARD 55.338	11	169 John HOGG 55.003	10	111 Phil GUILLOU 54.851	
ROW 3		9	0 Paul TOLAND 54.699	8	81 Scott GRANT 54.359	7	53 Mark WHITING 54.292
ROW 2	6	64 Phil ELLIS 54.255	5	57 Liam McCARTER 54.119	4	50 Sean MORRISON 54.029	
ROW 1		3	3 Tom BARRETT 53.562	2	22 Rik BALLERINI 53.246	1	8 Phil ATKINSON 52.912

Pole

Brands Hatch Indy
 Circuit Length = 1.2079 miles

These results are provisional until the conclusion of any judicial and technical matters.

Clerk Of Course :	Steward :	Timekeeper :
-------------------	-----------	--------------

Results can be found at www.tsl-timing.com

Printed - 16:43 Saturday, 07 March 2020





BMCRC - MRO Championships 2020 - Rnd 1 @ Brands Hatch Indy

Chilton Motors 250MZs & G-Force MC Blue Haze

RACE 4 - CLASSIFICATION

POS	NO	CL	PIC NAME	ENTRY	LAPS	TIME	GAP	DIFF	MPH	BEST	ON
1	53	GP	1 Mark WHITING	Yamaha TZ 250 - Mark Whiting	8	8:30.520			68.14	1:02.134	4
2	64	GP	2 Phil ELLIS	Yamaha TZ 250B -	8	8:43.361	12.841	12.841	66.47	1:03.332	4
3	81	GPF	1 Scott GRANT	Yamaha TZR250 3XV - Mum, Dad & Katie	8	8:43.957	13.437	0.596	66.39	1:03.342	7
4	50	GP	3 Sean MORRISON	Honda RS 250 -	8	8:48.941	18.421	4.984	65.77	1:02.194	7
5	75		1 Peter WOODALL	MZ ETZ250 - Core Projects Ltd	8	8:56.770	26.250	7.829	64.81	1:03.913	6
6	70	GPF	2 Andrew BURSCOUGH	Yamaha YPVS 350 - Apollo/Merlin/Abbey/Martitaniu	8	8:59.257	28.737	2.487	64.51	1:05.546	4
7	85		2 Andrew WALES	MZ ETZ250 - Illuminated Design LTD	8	8:59.392	28.872	0.135	64.49	1:03.735	6
8	3	GP	4 Tom BARRETT	Honda RS250 - RGV Workshop	8	8:59.978	29.458	0.586	64.42	1:04.768	4
9	111	GP	5 Phil GUILLOU	Yamaha TZ 250 -	8	9:05.814	35.294	5.836	63.73	1:05.865	7
10	60	GPF	3 Daniel GOUGH	Yamaha TZR250 - G Force Motorcycles	8	9:12.628	42.108	6.814	62.95	1:06.147	8
11	71	GPF	4 Richard HICKLING	Aprilia RS 125 - All the Pickles	8	9:12.933	42.413	0.305	62.91	1:07.226	7
12	32		3 John ASHMEAD	Mz ETZ250 -	8	9:22.097	51.577	9.164	61.89	1:07.081	8
13	0	GPF	5 Paul TOLAND	Yamaha 350 -	8	9:25.245	54.725	3.148	61.54	1:08.491	7
14	33	GPF	6 Kieran LEWIS	Yamaha TZR250 - Controls For Doors Ltd/ G Force	8	9:33.397	1:02.877	8.152	60.67	1:09.399	4
15	96		4 Chris KENT	MZ ETZ250 - Buxton Powder Coating	8	9:36.386	1:05.866	2.989	60.35	1:08.777	7
16	21	GP	6 Stuart THURTLIE	Honda RS250R NX5 - TeamTortoise	7	8:30.651	1 Lap	1 Lap	59.61	1:09.053	7
17	9		5 Gary HOWLETT	MZ TS250 - HS Racing	7	8:31.024	1 Lap	0.373	59.56	1:09.764	5
18	57	GP	7 Liam McCARTER	Yamaha TZ 250 -	7	8:39.216	1 Lap	8.192	58.62	1:12.537	7
19	41		6 Gary WILLIAMS	MZ ETZ250 -	7	8:41.753	1 Lap	2.537	58.34	1:10.355	5
20	56		7 Russell TURNER	MZ ETZ250 -	7	8:41.861	1 Lap	0.108	58.33	1:10.454	4
21	93		8 Stephen PELLIS	MZ ETZ250 -	7	8:56.141	1 Lap	14.280	56.77	1:13.355	6
22	108	R	1 Ian KEEBLE	Mz ETZ250 -	7	9:04.921	1 Lap	8.780	55.86	1:13.789	3
23	46	R	2 Steve BRIGDEN	MZ ETZ250 - KLB Racing	7	9:09.946	1 Lap	5.025	55.35	1:14.880	6
24	49	R	3 Andy MARKS	MZ ETZ250 -	7	9:37.175	1 Lap	27.229	52.73	1:18.780	6

NOT CLASSIFIED

DNF	11	GP	Gael MACHARD	Yamaha TZ 250 4DP -	7	7:39.030	1 Lap		66.31	1:03.119	7
DNF	22	GP	Rik BALLERINI	Yamaha SPONDON TZ250 - SCLS LTD, GECKO R	5	5:18.109	3 Laps	2 Laps	68.35	1:01.171	4
DNF	38		Chris PETTET	MZ ETZ250 -	4	5:20.992	4 Laps	1 Lap	54.18	1:15.135	2
DNF	25	R	Jason HADLEY	Mz ETZ250 -	3	3:54.528	5 Laps	1 Lap	55.62	1:09.904	3
DNF	69		Alexander MANN	Mz TS 250 - HS RACING	0						

FASTEST LAP

22	GP	Rik BALLERINI	Yamaha SPONDON TZ250 - SCLS LTD, GECKO R	4	1:01.171	71.08 mph	114.40 kph
81	GPF	Scott GRANT	Yamaha TZR250 3XV - Mum, Dad & Katie	7	1:03.342	68.65 mph	110.48 kph
85		Andrew WALES	MZ ETZ250 - Illuminated Design LTD	6	1:03.735	68.22 mph	109.80 kph
25	R	Jason HADLEY	Mz ETZ250 -	3	1:09.904	62.20 mph	100.11 kph

Class GP - 92.5% of Race Speed = 63.02 mph
 Class GPF - 92.5% of Race Speed = 61.41 mph
 Class - 92.5% of Race Speed = 59.94 mph
 Class R - 92.5% of Race Speed = 51.67 mph

Brands Hatch Indy
 Circuit Length = 1.2079 miles
 Start: 13:00 Flag 13:08 End: 13:09

Weather / Track : Cloudy / Wet
 These results are provisional until the conclusion of any judicial and technical matters.

Clerk Of Course :	Steward :	Timekeeper :
-------------------	-----------	--------------

Results can be found at www.tsl-timing.com

Printed - 13:10 Sunday, 08 March 2020



BMCRC - MRO Championships 2020 - Rnd 1 @ Brands Hatch Indy

Chilton Motors 250MZs & G-Force MC Blue Haze

RACE 4 - LAP CHART

LAP 1 @ 13:01:14.377

NO	BEHIND	LAP TIME
50		1:07.796
53	1.151	1:08.947
22	2.686	1:10.482
64	4.142	1:11.938
81	4.479	1:12.275
11	4.631	1:12.427
70	6.020	1:13.816
57	8.907	1:16.703
3	9.120	1:16.916
71	9.231	1:17.027
0	9.867	1:17.663
60	9.942	1:17.738
111	9.981	1:17.777
33	11.764	1:19.560
21	12.582	1:20.378
85	15.539	1:23.335
32	16.259	1:24.055
75	16.492	1:24.288
96	20.238	1:28.034
9	20.913	1:28.709
56	21.894	1:29.690
41	23.935	1:31.731
25	24.379	1:32.175
38	25.190	1:32.986
93	26.145	1:33.941
108	28.621	1:36.417
46	29.859	1:37.655
49	33.082	1:40.878

LAP 2 @ 13:02:18.162

NO	BEHIND	LAP TIME
50		1:03.785
53	0.583	1:03.217
22	1.734	1:02.833
64	5.706	1:05.349
11	6.049	1:05.203
81	6.593	1:05.899
70	9.429	1:07.194
3	12.795	1:07.460
71	14.723	1:09.277
111	14.908	1:08.712
60	16.664	1:10.507
57	17.862	1:12.740
85	18.232	1:06.478
75	19.027	1:06.320
0	19.294	1:13.212
33	19.951	1:11.972
32	20.973	1:08.499
21	23.139	1:14.342
96	26.883	1:10.430
9	27.965	1:10.837
56	29.637	1:11.528
41	32.961	1:12.811
25	33.043	1:12.449
38	36.540	1:15.135
93	37.080	1:14.720
108	41.032	1:16.196
46	41.853	1:15.779
49	48.860	1:19.563

LAP 3 @ 13:03:22.130

NO	BEHIND	LAP TIME
22		1:02.234
50	0.037	1:04.005
53	0.261	1:03.646
64	6.121	1:04.383
11	6.838	1:04.757
81	7.246	1:04.621
70	11.200	1:05.739
3	15.253	1:06.426
111	17.060	1:06.120
71	19.021	1:08.266
85	19.054	1:04.790
75	19.768	1:04.709
60	19.950	1:07.254
0	25.676	1:10.350
32	25.968	1:08.963
33	26.542	1:10.559
57	29.433	1:15.539
21	30.510	1:11.339
96	32.559	1:09.644
9	34.646	1:10.649
56	36.734	1:11.065
25	38.979	1:09.904
41	40.876	1:11.883
93	46.536	1:13.424
38	49.305	1:16.733
108	50.853	1:13.789
46	53.189	1:15.304

LAP 4 @ 13:04:23.301

NO	BEHIND	LAP TIME
22		1:01.171
53	1.224	1:02.134
50	2.151	1:03.285
49	1 Lap	1:19.253
64	8.282	1:03.332
11	9.561	1:03.894
81	10.209	1:04.134
70	15.575	1:05.546
3	18.850	1:04.768
111	21.927	1:06.038
75	23.419	1:04.822
85	23.514	1:05.631
71	25.640	1:07.790
60	26.471	1:07.692
32	33.115	1:08.318
0	33.800	1:09.295
33	34.770	1:09.399
96	41.211	1:09.823
57	42.174	1:13.912
21	42.832	1:13.493
9	44.103	1:10.628
56	46.017	1:10.454
41	51.645	1:11.940
93	58.858	1:13.493

LAP 5 @ 13:05:24.690

NO	BEHIND	LAP TIME
22		1:01.389
53	2.208	1:02.373
38	1 Lap	1:16.138
108	1 Lap	1:14.675

50	4.080	1:03.318
46	1 Lap	1:15.003
64	11.278	1:04.385
11	12.413	1:04.241
81	13.765	1:04.945
70	20.269	1:06.083
49	1 Lap	1:19.145
3	22.946	1:05.485
75	26.435	1:04.405
85	27.052	1:04.927
111	27.467	1:06.929
71	32.163	1:07.912
60	34.103	1:09.021
32	40.053	1:08.327
0	40.908	1:08.497
33	43.693	1:10.312
96	50.341	1:10.519
9	52.478	1:09.764
21	53.441	1:11.998
57	55.219	1:14.434
56	55.270	1:10.642
41	1:00.611	1:10.355

LAP 6 @ 13:06:31.942

NO	BEHIND	LAP TIME
53		1:05.044
50	1.440	1:04.612
93	1 Lap	1:13.508
64	9.711	1:05.685
108	1 Lap	1:14.307
11	10.550	1:05.389
81	11.524	1:05.011
46	1 Lap	1:15.490
70	19.226	1:06.209
3	21.600	1:05.906
75	23.096	1:03.913
85	23.535	1:03.735
111	27.000	1:06.785
71	32.952	1:08.041
49	1 Lap	1:19.926
60	34.619	1:07.768
32	41.907	1:09.106
0	42.395	1:08.739
33	47.234	1:10.793
96	52.745	1:09.656
9	55.855	1:10.629
21	56.237	1:10.048
57	1:01.318	1:13.351
56	1:02.090	1:14.072

LAP 7 @ 13:07:34.725

NO	BEHIND	LAP TIME
53		1:02.783
50	0.851	1:02.194
41	1 Lap	1:11.547
64	10.723	1:03.795
11	10.886	1:03.119
81	12.083	1:03.342
93	1 Lap	1:13.355
108	1 Lap	1:13.839
70	23.181	1:06.738
3	24.321	1:05.504
75	24.513	1:04.200
85	25.479	1:04.727

46	1 Lap	1:14.880
111	30.082	1:05.865
71	37.395	1:07.226
60	38.337	1:06.501
32	46.872	1:07.748
0	48.103	1:08.491
49	1 Lap	1:18.780
33	55.449	1:10.998
96	58.739	1:08.777

LAP 8 @ 13:08:37.101

NO	BEHIND	LAP TIME
53		1:02.376
21	1 Lap	1:09.053
9	1 Lap	1:09.808
57	1 Lap	1:12.537
41	1 Lap	1:11.486
56	1 Lap	1:14.410
64	12.841	1:04.494
81	13.437	1:03.730
50	18.421	1:19.946
93	1 Lap	1:13.700
75	26.250	1:04.113
70	28.737	1:07.932
85	28.872	1:05.769
3	29.458	1:07.513
108	1 Lap	1:15.698
111	35.294	1:07.588
46	1 Lap	1:15.835
60	42.108	1:06.147
71	42.413	1:07.394
32	51.577	1:07.081
0	54.725	1:08.998
33	1:02.877	1:09.804
96	1:05.866	1:09.503
49	1 Lap	1:19.630

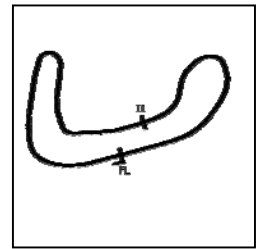
Weather / Track : Cloudy / Wet

Brands Hatch Indy
Circuit Length = 1.2079 miles
Start: 13:00 Flag 13:08 End: 13:09

BMCRC - MRO Championships 2020 - Rnd 1 @ Brands Hatch Indy

Chilton Motors 250MZs & G-Force MC Blue Haze

RACE 4 - SECTOR ANALYSIS



SECTOR 1 = FL to I1, SECTOR 2 = I1 to FL, DIFF = Difference To Personal Best Lap, P = Crossed Finish Line in Pit Lane, D = Time Disallowed

P1		53 GP		Mark WHITING		Yamaha TZ 250 - Mark Whiting	
IDEAL LAP TIME : 1:01.791		BEST LAP TIME : 1:02.134		DIFFERENCE : 0.343			
LAP	SECTOR 1	SECTOR 2	LAP TIME	MPH	DIFF	TIME OF DAY	
1 -		25.009	1:08.947	63.07	6.813	13:01:15.528	
2 -	38.541	24.676	1:03.217	68.78	1.083	13:02:18.745	
3 -	38.392	25.254	1:03.646	68.32	1.512	13:03:22.391	
4 -	37.695	24.439	1:02.134 (1)	69.98		13:04:24.525	
5 -	37.369	25.004	1:02.373 (2)	69.71	0.239	13:05:26.898	
6 -	39.281	25.763	1:05.044	66.85	2.910	13:06:31.942	
7 -	37.946	24.837	1:02.783	69.26	0.649	13:07:34.725	
8 -	37.954	24.422	1:02.376 (3)	69.71	0.242	13:08:37.101	

P2		64 GP		Phil ELLIS		Yamaha TZ 250B -	
IDEAL LAP TIME : 1:03.332		BEST LAP TIME : 1:03.332		DIFFERENCE : 0.000			
LAP	SECTOR 1	SECTOR 2	LAP TIME	MPH	DIFF	TIME OF DAY	
1 -		26.094	1:11.938	60.44	8.606	13:01:18.519	
2 -	39.391	25.958	1:05.349	66.54	2.017	13:02:23.868	
3 -	38.609	25.774	1:04.383 (3)	67.54	1.051	13:03:28.251	
4 -	38.090	25.242	1:03.332 (1)	68.66		13:04:31.583	
5 -	38.825	25.560	1:04.385	67.54	1.053	13:05:35.968	
6 -	39.952	25.733	1:05.685	66.20	2.353	13:06:41.653	
7 -	38.390	25.405	1:03.795 (2)	68.16	0.463	13:07:45.448	
8 -	39.006	25.488	1:04.494	67.42	1.162	13:08:49.942	

P3		81 GPF		Scott GRANT		Yamaha TZR250 3XV - Mum, Dad & Katie	
IDEAL LAP TIME : 1:03.342		BEST LAP TIME : 1:03.342		DIFFERENCE : 0.000			
LAP	SECTOR 1	SECTOR 2	LAP TIME	MPH	DIFF	TIME OF DAY	
1 -		25.967	1:12.275	60.16	8.933	13:01:18.856	
2 -	40.391	25.508	1:05.899	65.98	2.557	13:02:24.755	
3 -	38.878	25.743	1:04.621	67.29	1.279	13:03:29.376	
4 -	38.635	25.499	1:04.134 (3)	67.80	0.792	13:04:33.510	
5 -	38.967	25.978	1:04.945	66.95	1.603	13:05:38.455	
6 -	39.367	25.644	1:05.011	66.89	1.669	13:06:43.466	
7 -	38.151	25.191	1:03.342 (1)	68.65		13:07:46.808	
8 -	38.432	25.298	1:03.730 (2)	68.23	0.388	13:08:50.538	

P4		50 GP		Sean MORRISON		Honda RS 250 -	
IDEAL LAP TIME : 1:01.854		BEST LAP TIME : 1:02.194		DIFFERENCE : 0.340			
LAP	SECTOR 1	SECTOR 2	LAP TIME	MPH	DIFF	TIME OF DAY	
1 -		24.863	1:07.796	64.14	5.602	13:01:14.377	
2 -	39.059	24.726	1:03.785	68.17	1.591	13:02:18.162	
3 -	38.699	25.306	1:04.005	67.94	1.811	13:03:22.167	
4 -	38.286	24.999	1:03.285 (2)	68.71	1.091	13:04:25.452	
5 -	38.495	24.823	1:03.318 (3)	68.67	1.124	13:05:28.770	
6 -	39.182	25.430	1:04.612	67.30	2.418	13:06:33.382	
7 -	37.741	24.453	1:02.194 (1)	69.91		13:07:35.576	
8 -	37.401	42.545	1:19.946	54.39	17.752	13:08:55.522	

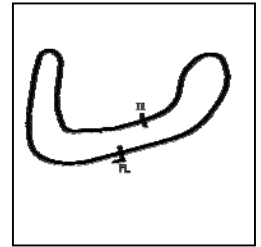
Weather / Track : Cloudy / Wet

Brands Hatch Indy
Circuit Length = 1.2079 miles
Start: 13:00 Flag 13:08 End: 13:09

BMCRC - MRO Championships 2020 - Rnd 1 @ Brands Hatch Indy

Chilton Motors 250MZs & G-Force MC Blue Haze

RACE 4 - SECTOR ANALYSIS



SECTOR 1 = FL to I1, SECTOR 2 = I1 to FL, DIFF = Difference To Personal Best Lap, P = Crossed Finish Line in Pit Lane, D = Time Disallowed

P5 75 Peter WOODALL		MZ ETZ250 - Core Projects Ltd				
IDEAL LAP TIME : 1:03.632		BEST LAP TIME : 1:03.913		DIFFERENCE : 0.281		
LAP	SECTOR 1	SECTOR 2	LAP TIME	MPH	DIFF	TIME OF DAY
1 -		26.378	1:24.288	51.59	20.375	13:01:30.869
2 -	40.024	26.296	1:06.320	65.57	2.407	13:02:37.189
3 -	38.861	25.848	1:04.709	67.20	0.796	13:03:41.898
4 -	38.843	25.979	1:04.822	67.08	0.909	13:04:46.720
5 -	39.103	25.302	1:04.405	67.51	0.492	13:05:51.125
6 -	38.488	25.425	1:03.913 (1)	68.03		13:06:55.038
7 -	38.340	25.860	1:04.200 (3)	67.73	0.287	13:07:59.238
8 -	38.821	25.292	1:04.113 (2)	67.82	0.200	13:09:03.351

P6 70 GPF Andrew BURSCOUGH		Yamaha YPVS 350 - Apollo/Merlin/Abbey/Martitanium				
IDEAL LAP TIME : 1:05.377		BEST LAP TIME : 1:05.546		DIFFERENCE : 0.169		
LAP	SECTOR 1	SECTOR 2	LAP TIME	MPH	DIFF	TIME OF DAY
1 -		26.526	1:13.816	58.91	8.270	13:01:20.397
2 -	41.246	25.948	1:07.194	64.71	1.648	13:02:27.591
3 -	39.601	26.138	1:05.739 (2)	66.14	0.193	13:03:33.330
4 -	39.656	25.890	1:05.546 (1)	66.34		13:04:38.876
5 -	40.307	25.776	1:06.083 (3)	65.80	0.537	13:05:44.959
6 -	40.034	26.175	1:06.209	65.67	0.663	13:06:51.168
7 -	40.206	26.532	1:06.738	65.15	1.192	13:07:57.906
8 -	41.498	26.434	1:07.932	64.01	2.386	13:09:05.838

P7 85 Andrew WALES		MZ ETZ250 - Illuminated Design LTD				
IDEAL LAP TIME : 1:03.735		BEST LAP TIME : 1:03.735		DIFFERENCE : 0.000		
LAP	SECTOR 1	SECTOR 2	LAP TIME	MPH	DIFF	TIME OF DAY
1 -		26.377	1:23.335	52.18	19.600	13:01:29.916
2 -	40.006	26.472	1:06.478	65.41	2.743	13:02:36.394
3 -	39.011	25.779	1:04.790 (3)	67.11	1.055	13:03:41.184
4 -	39.807	25.824	1:05.631	66.25	1.896	13:04:46.815
5 -	39.538	25.389	1:04.927	66.97	1.192	13:05:51.742
6 -	38.556	25.179	1:03.735 (1)	68.22		13:06:55.477
7 -	38.779	25.948	1:04.727 (2)	67.18	0.992	13:08:00.204
8 -	39.826	25.943	1:05.769	66.11	2.034	13:09:05.973

P8 3 GP Tom BARRETT		Honda RS250 - RGV Workshop				
IDEAL LAP TIME : 1:04.643		BEST LAP TIME : 1:04.768		DIFFERENCE : 0.125		
LAP	SECTOR 1	SECTOR 2	LAP TIME	MPH	DIFF	TIME OF DAY
1 -		27.598	1:16.916	56.53	12.148	13:01:23.497
2 -	41.749	25.711	1:07.460	64.46	2.692	13:02:30.957
3 -	40.301	26.125	1:06.426	65.46	1.658	13:03:37.383
4 -	39.210	25.558	1:04.768 (1)	67.14		13:04:42.151
5 -	39.890	25.595	1:05.485 (2)	66.40	0.717	13:05:47.636
6 -	40.473	25.433	1:05.906	65.98	1.138	13:06:53.542
7 -	39.732	25.772	1:05.504 (3)	66.38	0.736	13:07:59.046
8 -	41.273	26.240	1:07.513	64.41	2.745	13:09:06.559

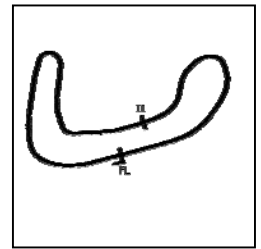
Weather / Track : Cloudy / Wet

Brands Hatch Indy
Circuit Length = 1.2079 miles
Start: 13:00 Flag 13:08 End: 13:09

BMCRC - MRO Championships 2020 - Rnd 1 @ Brands Hatch Indy

Chilton Motors 250MZs & G-Force MC Blue Haze

RACE 4 - SECTOR ANALYSIS



SECTOR 1 = FL to I1, SECTOR 2 = I1 to FL, DIFF = Difference To Personal Best Lap, P = Crossed Finish Line in Pit Lane, D = Time Disallowed

P9 111 GP Phil GUILLOU			Yamaha TZ 250 -			
IDEAL LAP TIME : 1:05.734		BEST LAP TIME : 1:05.865		DIFFERENCE : 0.131		
LAP	SECTOR 1	SECTOR 2	LAP TIME	MPH	DIFF	TIME OF DAY
1 -		27.281	1:17.777	55.91	11.912	13:01:24.358
2 -	42.796	25.916	1:08.712	63.28	2.847	13:02:33.070
3 -	40.438	25.682	1:06.120 (3)	65.76	0.255	13:03:39.190
4 -	40.671	25.367	1:06.038 (2)	65.85	0.173	13:04:45.228
5 -	41.533	25.396	1:06.929	64.97	1.064	13:05:52.157
6 -	40.998	25.787	1:06.785	65.11	0.920	13:06:58.942
7 -	40.569	25.296	1:05.865 (1)	66.02		13:08:04.807
8 -	41.540	26.048	1:07.588	64.33	1.723	13:09:12.395

P10 60 GPF Daniel GOUGH			Yamaha TZR250 - G Force Motorcycles			
IDEAL LAP TIME : 1:05.742		BEST LAP TIME : 1:06.147		DIFFERENCE : 0.405		
LAP	SECTOR 1	SECTOR 2	LAP TIME	MPH	DIFF	TIME OF DAY
1 -		27.920	1:17.738	55.93	11.591	13:01:24.319
2 -	43.545	26.962	1:10.507	61.67	4.360	13:02:34.826
3 -	40.905	26.349	1:07.254 (3)	64.65	1.107	13:03:42.080
4 -	41.141	26.551	1:07.692	64.24	1.545	13:04:49.772
5 -	42.045	26.976	1:09.021	63.00	2.874	13:05:58.793
6 -	41.012	26.756	1:07.768	64.16	1.621	13:07:06.561
7 -	40.363	26.138	1:06.501 (2)	65.39	0.354	13:08:13.062
8 -	40.768	25.379	1:06.147 (1)	65.74		13:09:19.209

P11 71 GPF Richard HICKLING			Aprilia RS 125 - All the Pickles			
IDEAL LAP TIME : 1:07.036		BEST LAP TIME : 1:07.226		DIFFERENCE : 0.190		
LAP	SECTOR 1	SECTOR 2	LAP TIME	MPH	DIFF	TIME OF DAY
1 -		27.637	1:17.027	56.45	9.801	13:01:23.608
2 -	42.649	26.628	1:09.277	62.77	2.051	13:02:32.885
3 -	41.763	26.503	1:08.266	63.70	1.040	13:03:41.151
4 -	41.134	26.656	1:07.790 (3)	64.14	0.564	13:04:48.941
5 -	41.209	26.703	1:07.912	64.03	0.686	13:05:56.853
6 -	41.504	26.537	1:08.041	63.91	0.815	13:07:04.894
7 -	40.931	26.295	1:07.226 (1)	64.68		13:08:12.120
8 -	41.289	26.105	1:07.394 (2)	64.52	0.168	13:09:19.514

P12 32 John ASHMEAD			Mz ETZ250 -			
IDEAL LAP TIME : 1:06.983		BEST LAP TIME : 1:07.081		DIFFERENCE : 0.098		
LAP	SECTOR 1	SECTOR 2	LAP TIME	MPH	DIFF	TIME OF DAY
1 -		26.259	1:24.055	51.73	16.974	13:01:30.636
2 -	41.906	26.593	1:08.499	63.48	1.418	13:02:39.135
3 -	41.307	27.656	1:08.963	63.05	1.882	13:03:48.098
4 -	41.383	26.935	1:08.318 (3)	63.65	1.237	13:04:56.416
5 -	41.102	27.225	1:08.327	63.64	1.246	13:06:04.743
6 -	41.829	27.277	1:09.106	62.92	2.025	13:07:13.849
7 -	40.724	27.024	1:07.748 (2)	64.18	0.667	13:08:21.597
8 -	40.810	26.271	1:07.081 (1)	64.82		13:09:28.678

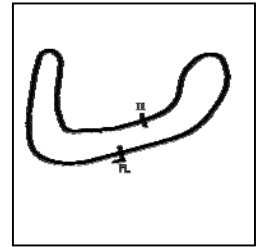
Weather / Track : Cloudy / Wet

Brands Hatch Indy
Circuit Length = 1.2079 miles
Start: 13:00 Flag 13:08 End: 13:09

BMCRC - MRO Championships 2020 - Rnd 1 @ Brands Hatch Indy

Chilton Motors 250MZs & G-Force MC Blue Haze

RACE 4 - SECTOR ANALYSIS



SECTOR 1 = FL to I1, SECTOR 2 = I1 to FL, DIFF = Difference To Personal Best Lap, P = Crossed Finish Line in Pit Lane, D = Time Disallowed

P13		0 GPF		Paul TOLAND		Yamaha 350 -	
IDEAL LAP TIME : 1:07.439		BEST LAP TIME : 1:08.491		DIFFERENCE : 1.052			
LAP	SECTOR 1	SECTOR 2	LAP TIME	MPH	DIFF	TIME OF DAY	
1 -		28.514	1:17.663	55.99	9.172	13:01:24.244	
2 -	44.295	28.917	1:13.212	59.39	4.721	13:02:37.456	
3 -	42.526	27.824	1:10.350	61.81	1.859	13:03:47.806	
4 -	41.899	27.396	1:09.295	62.75	0.804	13:04:57.101	
5 -	41.550	26.947	1:08.497 (2)	63.48	0.006	13:06:05.598	
6 -	41.805	26.934	1:08.739 (3)	63.26	0.248	13:07:14.337	
7 -	40.505	27.986	1:08.491 (1)	63.49		13:08:22.828	
8 -	41.291	27.707	1:08.998	63.02	0.507	13:09:31.826	

P14		33 GPF		Kieran LEWIS		Yamaha TZR250 - Controls For Doors Ltd/ G Force Motorcycles	
IDEAL LAP TIME : 1:09.360		BEST LAP TIME : 1:09.399		DIFFERENCE : 0.039			
LAP	SECTOR 1	SECTOR 2	LAP TIME	MPH	DIFF	TIME OF DAY	
1 -		28.511	1:19.560	54.65	10.161	13:01:26.141	
2 -	44.203	27.769	1:11.972	60.42	2.573	13:02:38.113	
3 -	42.672	27.887	1:10.559	61.63	1.160	13:03:48.672	
4 -	42.086	27.313	1:09.399 (1)	62.66		13:04:58.071	
5 -	42.466	27.846	1:10.312 (3)	61.84	0.913	13:06:08.383	
6 -	42.794	27.999	1:10.793	61.42	1.394	13:07:19.176	
7 -	43.489	27.509	1:10.998	61.24	1.599	13:08:30.174	
8 -	42.047	27.757	1:09.804 (2)	62.29	0.405	13:09:39.978	

P15		96		Chris KENT		MZ ETZ250 - Buxton Powder Coating	
IDEAL LAP TIME : 1:08.574		BEST LAP TIME : 1:08.777		DIFFERENCE : 0.203			
LAP	SECTOR 1	SECTOR 2	LAP TIME	MPH	DIFF	TIME OF DAY	
1 -		27.752	1:28.034	49.39	19.257	13:01:34.615	
2 -	42.777	27.653	1:10.430	61.74	1.653	13:02:45.045	
3 -	42.025	27.619	1:09.644 (3)	62.44	0.867	13:03:54.689	
4 -	42.176	27.647	1:09.823	62.28	1.046	13:05:04.512	
5 -	42.799	27.720	1:10.519	61.66	1.742	13:06:15.031	
6 -	42.512	27.144	1:09.656	62.42	0.879	13:07:24.687	
7 -	41.430	27.347	1:08.777 (1)	63.22		13:08:33.464	
8 -	41.852	27.651	1:09.503 (2)	62.56	0.726	13:09:42.967	

P16		21 GP		Stuart THURTLÉ		Honda RS250R NX5 - TeamTortoise	
IDEAL LAP TIME : 1:09.011		BEST LAP TIME : 1:09.053		DIFFERENCE : 0.042			
LAP	SECTOR 1	SECTOR 2	LAP TIME	MPH	DIFF	TIME OF DAY	
1 -		28.651	1:20.378	54.10	11.325	13:01:26.959	
2 -	45.928	28.414	1:14.342	58.49	5.289	13:02:41.301	
3 -	43.124	28.215	1:11.339 (3)	60.95	2.286	13:03:52.640	
4 -	45.337	28.156	1:13.493	59.17	4.440	13:05:06.133	
5 -	44.127	27.871	1:11.998	60.39	2.945	13:06:18.131	
6 -	43.043	27.005	1:10.048 (2)	62.08	0.995	13:07:28.179	
7 -	42.006	27.047	1:09.053 (1)	62.97		13:08:37.232	

P17		9		Gary HOWLETT		MZ TS250 - HS Racing	
IDEAL LAP TIME : 1:09.628		BEST LAP TIME : 1:09.764		DIFFERENCE : 0.136			
LAP	SECTOR 1	SECTOR 2	LAP TIME	MPH	DIFF	TIME OF DAY	
1 -		27.861	1:28.709	49.02	18.945	13:01:35.290	
2 -	43.054	27.783	1:10.837	61.38	1.073	13:02:46.127	
3 -	42.851	27.798	1:10.649	61.55	0.885	13:03:56.776	
4 -	42.713	27.915	1:10.628 (3)	61.57	0.864	13:05:07.404	
5 -	42.230	27.534	1:09.764 (1)	62.33		13:06:17.168	
6 -	42.850	27.779	1:10.629	61.56	0.865	13:07:27.797	
7 -	42.094	27.714	1:09.808 (2)	62.29	0.044	13:08:37.605	

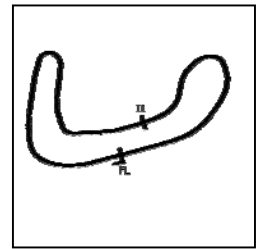
Weather / Track : Cloudy / Wet

Brands Hatch Indy
Circuit Length = 1.2079 miles
Start: 13:00 Flag 13:08 End: 13:09

BMCRC - MRO Championships 2020 - Rnd 1 @ Brands Hatch Indy

Chilton Motors 250MZs & G-Force MC Blue Haze

RACE 4 - SECTOR ANALYSIS



SECTOR 1 = FL to I1, SECTOR 2 = I1 to FL, DIFF = Difference To Personal Best Lap, P = Crossed Finish Line in Pit Lane, D = Time Disallowed

P18 57 GP		Liam McCARTER		Yamaha TZ 250 -		
IDEAL LAP TIME : 1:12.136		BEST LAP TIME : 1:12.537		DIFFERENCE : 0.401		
LAP	SECTOR 1	SECTOR 2	LAP TIME	MPH	DIFF	TIME OF DAY
1 -		27.823	1:16.703	56.69	4.166	13:01:23.284
2 -	45.038	27.702	1:12.740 (2)	59.78	0.203	13:02:36.024
3 -	46.490	29.049	1:15.539	57.56	3.002	13:03:51.563
4 -	45.776	28.136	1:13.912	58.83	1.375	13:05:05.475
5 -	45.264	29.170	1:14.434	58.42	1.897	13:06:19.909
6 -	44.434	28.917	1:13.351 (3)	59.28	0.814	13:07:33.260
7 -	44.727	27.810	1:12.537 (1)	59.95		13:08:45.797

P19 41		Gary WILLIAMS		MZ ETZ250 -		
IDEAL LAP TIME : 1:10.355		BEST LAP TIME : 1:10.355		DIFFERENCE : 0.000		
LAP	SECTOR 1	SECTOR 2	LAP TIME	MPH	DIFF	TIME OF DAY
1 -		28.885	1:31.731	47.40	21.376	13:01:38.312
2 -	44.734	28.077	1:12.811	59.72	2.456	13:02:51.123
3 -	44.061	27.822	1:11.883	60.49	1.528	13:04:03.006
4 -	44.215	27.725	1:11.940	60.44	1.585	13:05:14.946
5 -	42.917	27.438	1:10.355 (1)	61.80		13:06:25.301
6 -	43.659	27.888	1:11.547 (3)	60.77	1.192	13:07:36.848
7 -	43.198	28.288	1:11.486 (2)	60.83	1.131	13:08:48.334

P20 56		Russell TURNER		MZ ETZ250 -		
IDEAL LAP TIME : 1:09.833		BEST LAP TIME : 1:10.454		DIFFERENCE : 0.621		
LAP	SECTOR 1	SECTOR 2	LAP TIME	MPH	DIFF	TIME OF DAY
1 -		28.316	1:29.690	48.48	19.236	13:01:36.271
2 -	42.927	28.601	1:11.528	60.79	1.074	13:02:47.799
3 -	43.153	27.912	1:11.065 (3)	61.19	0.611	13:03:58.864
4 -	42.409	28.045	1:10.454 (1)	61.72		13:05:09.318
5 -	41.921	28.721	1:10.642 (2)	61.55	0.188	13:06:19.960
6 -	45.210	28.862	1:14.072	58.70	3.618	13:07:34.032
7 -	45.776	28.634	1:14.410	58.44	3.956	13:08:48.442

P21 93		Stephen PELLIS		MZ ETZ250 -		
IDEAL LAP TIME : 1:13.193		BEST LAP TIME : 1:13.355		DIFFERENCE : 0.162		
LAP	SECTOR 1	SECTOR 2	LAP TIME	MPH	DIFF	TIME OF DAY
1 -		29.108	1:33.941	46.29	20.586	13:01:40.522
2 -	45.560	29.160	1:14.720	58.19	1.365	13:02:55.242
3 -	44.100	29.324	1:13.424 (2)	59.22	0.069	13:04:08.666
4 -	44.338	29.155	1:13.493 (3)	59.17	0.138	13:05:22.159
5 -	44.103	29.405	1:13.508	59.15	0.153	13:06:35.667
6 -	44.262	29.093	1:13.355 (1)	59.28		13:07:49.022
7 -	44.197	29.503	1:13.700	59.00	0.345	13:09:02.722

P22 108 R		Ian KEEBLE		Mz ETZ250 -		
IDEAL LAP TIME : 1:13.543		BEST LAP TIME : 1:13.789		DIFFERENCE : 0.246		
LAP	SECTOR 1	SECTOR 2	LAP TIME	MPH	DIFF	TIME OF DAY
1 -		30.400	1:36.417	45.10	22.628	13:01:42.998
2 -	46.382	29.814	1:16.196	57.07	2.407	13:02:59.194
3 -	44.585	29.204	1:13.789 (1)	58.93		13:04:12.983
4 -	45.548	29.127	1:14.675	58.23	0.886	13:05:27.658
5 -	44.826	29.481	1:14.307 (3)	58.52	0.518	13:06:41.965
6 -	44.416	29.423	1:13.839 (2)	58.89	0.050	13:07:55.804
7 -	45.868	29.830	1:15.698	57.44	1.909	13:09:11.502

Weather / Track : Cloudy / Wet

Brands Hatch Indy
Circuit Length = 1.2079 miles
Start: 13:00 Flag 13:08 End: 13:09

BMCRC - MRO Championships 2020 - Rnd 1 @ Brands Hatch Indy

Chilton Motors 250MZs & G-Force MC Blue Haze

RACE 4 - SECTOR ANALYSIS



SECTOR 1 = FL to I1, SECTOR 2 = I1 to FL, DIFF = Difference To Personal Best Lap, P = Crossed Finish Line in Pit Lane, D = Time Disallowed

P23 46 R		Steve BRIGDEN		MZ ETZ250 - KLB Racing		
IDEAL LAP TIME : 1:13.913		BEST LAP TIME : 1:14.880		DIFFERENCE : 0.967		
LAP	SECTOR 1	SECTOR 2	LAP TIME	MPH	DIFF	TIME OF DAY
1 -		30.787	1:37.655	44.52	22.775	13:01:44.236
2 -	45.702	30.077	1:15.779	57.38	0.899	13:03:00.015
3 -	45.202	30.102	1:15.304 (3)	57.74	0.424	13:04:15.319
4 -	45.863	29.140	1:15.003 (2)	57.97	0.123	13:05:30.322
5 -	45.404	30.086	1:15.490	57.60	0.610	13:06:45.812
6 -	44.773	30.107	1:14.880 (1)	58.07		13:08:00.692
7 -	46.399	29.436	1:15.835	57.34	0.955	13:09:16.527

P24 49 R		Andy MARKS		MZ ETZ250 -		
IDEAL LAP TIME : 1:18.780		BEST LAP TIME : 1:18.780		DIFFERENCE : 0.000		
LAP	SECTOR 1	SECTOR 2	LAP TIME	MPH	DIFF	TIME OF DAY
1 -		31.267	1:40.878	43.10	22.098	13:01:47.459
2 -	48.005	31.558	1:19.563	54.65	0.783	13:03:07.022
3 -	48.001	31.252	1:19.253 (3)	54.86	0.473	13:04:26.275
4 -	47.780	31.365	1:19.145 (2)	54.94	0.365	13:05:45.420
5 -	48.392	31.534	1:19.926	54.40	1.146	13:07:05.346
6 -	47.548	31.232	1:18.780 (1)	55.19		13:08:24.126
7 -	48.265	31.365	1:19.630	54.61	0.850	13:09:43.756

P25 11 GP		Gael MACHARD		Yamaha TZ 250 4DP -		
IDEAL LAP TIME : 1:03.119		BEST LAP TIME : 1:03.119		DIFFERENCE : 0.000		
LAP	SECTOR 1	SECTOR 2	LAP TIME	MPH	DIFF	TIME OF DAY
1 -		25.770	1:12.427	60.04	9.308	13:01:19.008
2 -	39.043	26.160	1:05.203	66.69	2.084	13:02:24.211
3 -	38.701	26.056	1:04.757	67.15	1.638	13:03:28.968
4 -	38.459	25.435	1:03.894 (2)	68.05	0.775	13:04:32.862
5 -	39.036	25.205	1:04.241 (3)	67.69	1.122	13:05:37.103
6 -	39.413	25.976	1:05.389	66.50	2.270	13:06:42.492
7 -	37.998	25.121	1:03.119 (1)	68.89		13:07:45.611

P26 22 GP		Rik BALLERINI		Yamaha SPONDON TZ250 - SCLS LTD, GECKO RACING, DY		
IDEAL LAP TIME : 1:00.799		BEST LAP TIME : 1:01.171		DIFFERENCE : 0.372		
LAP	SECTOR 1	SECTOR 2	LAP TIME	MPH	DIFF	TIME OF DAY
1 -		25.384	1:10.482	61.69	9.311	13:01:17.063
2 -	38.264	24.569	1:02.833	69.20	1.662	13:02:19.896
3 -	37.860	24.374	1:02.234 (3)	69.87	1.063	13:03:22.130
4 -	37.188	23.983	1:01.171 (1)	71.08		13:04:23.301
5 -	36.816	24.573	1:01.389 (2)	70.83	0.218	13:05:24.690

P27 38		Chris PETTET		MZ ETZ250 -		
IDEAL LAP TIME : 1:15.135		BEST LAP TIME : 1:15.135		DIFFERENCE : 0.000		
LAP	SECTOR 1	SECTOR 2	LAP TIME	MPH	DIFF	TIME OF DAY
1 -		29.174	1:32.986	46.76	17.851	13:01:39.567
2 -	46.049	29.086	1:15.135 (1)	57.87		13:02:54.702
3 -	46.655	30.078	1:16.733 (3)	56.67	1.598	13:04:11.435
4 -	46.567	29.571	1:16.138 (2)	57.11	1.003	13:05:27.573

P28 25 R		Jason HADLEY		Mz ETZ250 -		
IDEAL LAP TIME : 1:09.904		BEST LAP TIME : 1:09.904		DIFFERENCE : 0.000		
LAP	SECTOR 1	SECTOR 2	LAP TIME	MPH	DIFF	TIME OF DAY
1 -		29.043	1:32.175	47.17	22.271	13:01:38.756
2 -	44.418	28.031	1:12.449 (2)	60.02	2.545	13:02:51.205
3 -	42.244	27.660	1:09.904 (1)	62.20		13:04:01.109

Weather / Track : Cloudy / Wet

Brands Hatch Indy
Circuit Length = 1.2079 miles
Start: 13:00 Flag 13:08 End: 13:09

BMCRC - MRO Championships 2020 - Rnd 1 @ Brands Hatch Indy

Chilton Motors 250MZs & G-Force MC Blue Haze

RACE 4 - BEST SECTORS

SECTOR 1			SECTOR 2			IDEAL / BEST COMPARISON						
POS	NO	NAME	TIME	NO	NAME	TIME	POS	NO	NAME	IDEAL	BEST	DIFF
									PERFECT LAP	1:00.799		
1	22	BALLERINI	36.816	22	BALLERINI	23.983	1	22	BALLERINI	1:00.799	1:01.171	0.372
2	53	WHITING	37.369	53	WHITING	24.422	2	53	WHITING	1:01.791	1:02.134	0.343
3	50	MORRISON	37.401	50	MORRISON	24.453	3	50	MORRISON	1:01.854	1:02.194	0.340
4	11	MACHARD	37.998	11	MACHARD	25.121	4	11	MACHARD	1:03.119	1:03.119	0.000
5	64	ELLIS	38.090	85	WALES	25.179	5	64	ELLIS	1:03.332	1:03.332	0.000
6	81	GRANT	38.151	81	GRANT	25.191	6	81	GRANT	1:03.342	1:03.342	0.000
7	75	WOODALL	38.340	64	ELLIS	25.242	7	75	WOODALL	1:03.632	1:03.913	0.281
8	85	WALES	38.556	75	WOODALL	25.292	8	85	WALES	1:03.735	1:03.735	0.000
9	3	BARRETT	39.210	111	GUILLOU	25.296	9	3	BARRETT	1:04.643	1:04.768	0.125
10	70	BURSCOUGH	39.601	60	GOUGH	25.379	10	70	BURSCOUGH	1:05.377	1:05.546	0.169
11	60	GOUGH	40.363	3	BARRETT	25.433	11	111	GUILLOU	1:05.734	1:05.865	0.131
12	111	GUILLOU	40.438	70	BURSCOUGH	25.776	12	60	GOUGH	1:05.742	1:06.147	0.405
13	0	TOLAND	40.505	71	HICKLING	26.105	13	32	ASHMEAD	1:06.983	1:07.081	0.098
14	32	ASHMEAD	40.724	32	ASHMEAD	26.259	14	71	HICKLING	1:07.036	1:07.226	0.190
15	71	HICKLING	40.931	0	TOLAND	26.934	15	0	TOLAND	1:07.439	1:08.491	1.052
16	96	KENT	41.430	21	THURTL	27.005	16	96	KENT	1:08.574	1:08.777	0.203
17	56	TURNER	41.921	96	KENT	27.144	17	21	THURTL	1:09.011	1:09.053	0.042
18	21	THURTL	42.006	33	LEWIS	27.313	18	33	LEWIS	1:09.360	1:09.399	0.039
19	33	LEWIS	42.047	41	WILLIAMS	27.438	19	9	HOWLETT	1:09.628	1:09.764	0.136
20	9	HOWLETT	42.094	9	HOWLETT	27.534	20	56	TURNER	1:09.833	1:10.454	0.621
21	25	HADLEY	42.244	25	HADLEY	27.660	21	25	HADLEY	1:09.904	1:09.904	0.000
22	41	WILLIAMS	42.917	57	McCARTER	27.702	22	41	WILLIAMS	1:10.355	1:10.355	0.000
23	93	PELLS	44.100	56	TURNER	27.912	23	57	McCARTER	1:12.136	1:12.537	0.401
24	108	KEEBLE	44.416	38	PETTET	29.086	24	93	PELLS	1:13.193	1:13.355	0.162
25	57	McCARTER	44.434	93	PELLS	29.093	25	108	KEEBLE	1:13.543	1:13.789	0.246
26	46	BRIGDEN	44.773	108	KEEBLE	29.127	26	46	BRIGDEN	1:13.913	1:14.880	0.967
27	38	PETTET	46.049	46	BRIGDEN	29.140	27	38	PETTET	1:15.135	1:15.135	0.000
28	49	MARKS	47.548	49	MARKS	31.232	28	49	MARKS	1:18.780	1:18.780	0.000
29												

Weather / Track : Cloudy / Wet

Results can be found at www.tsl-timing.com

Brands Hatch Indy
 Circuit Length = 1.2079 miles
 Start: 13:00 Flag 13:08 End: 13:09

Printed - 13:11 Sunday, 08 March 2020

BMCRC - MRO Championships 2020 - Rnd 1 @ Brands Hatch Indy

Chilton Motors 250MZs & G-Force MC Blue Haze

RACE 4 - STATISTICS

Competitors Started 29
Planned Start 2020-03-08 @ 12:30:00.000
Actual Start 2020-03-08 @ 13:00:06.580
Finish Time 2020-03-08 @ 13:08:37.100
Track Length 1.2079mi.
Total Laps 202
Total Distance Covered 244.0050mi.

Session Fastest Lap History

NO	CL	NAME	LAP TIME	TIME OF DAY	LAP	VEHICLE
50	GP	Sean MORRISON	1:03.785	13:02:18.189	2	Honda RS 250
53	GP	Mark WHITING	1:03.217	13:02:18.754	2	Yamaha TZ 250
22	GP	Rik BALLERINI	1:02.833	13:02:19.914	2	Yamaha SPONDON TZ250
22	GP	Rik BALLERINI	1:02.234	13:03:22.146	3	Yamaha SPONDON TZ250
22	GP	Rik BALLERINI	1:01.171	13:04:23.318	4	Yamaha SPONDON TZ250

Session Leader History

NO	CL	NAME	FROM LAP	LAPS LED	DISTANCE	VEHICLE
50	GP	Sean MORRISON	1	2	2.41 miles	Honda RS 250
22	GP	Rik BALLERINI	3	3	3.62 miles	Yamaha SPONDON TZ250
53	GP	Mark WHITING	6	3	3.62 miles	Yamaha TZ 250

Flag History

TYPE	TIME OF DAY
GREEN	13:00:06.580
FINISH	13:08:37.100

Flag Statistics

TYPE	COUNT	TOTAL LAPS	TOTAL TIME
Green	1	8	9:49.542
Red	0	0	0.000
Safety Car	0	0	0.000
FCY	0	0	0.000

BMCRC - MRO Championships 2020 - Rnd 1 @ Brands Hatch Indy

Chilton Motors 250MZs & G-Force MC Blue Haze

RACE 4 - STATISTICS

CLASS :

10 Starters

Fastest Lap History

NO	NAME	LAP TIME	TIME OF DAY	LAP	VEHICLE
85	Andrew WALES	1:06.478	13:02:36.426	2	MZ ETZ250
75	Peter WOODALL	1:06.320	13:02:37.202	2	MZ ETZ250
85	Andrew WALES	1:04.790	13:03:41.184	3	MZ ETZ250
75	Peter WOODALL	1:04.709	13:03:41.911	3	MZ ETZ250
75	Peter WOODALL	1:04.405	13:05:51.138	5	MZ ETZ250
75	Peter WOODALL	1:03.913	13:06:55.051	6	MZ ETZ250
85	Andrew WALES	1:03.735	13:06:55.508	6	MZ ETZ250

Leader History

NO	NAME	FROM LAP	LAPS LED	DISTANCE	VEHICLE
85	Andrew WALES	1	3	3.62 miles	MZ ETZ250
75	Peter WOODALL	4	5	6.03 miles	MZ ETZ250

BMCRC - MRO Championships 2020 - Rnd 1 @ Brands Hatch Indy

Chilton Motors 250MZs & G-Force MC Blue Haze

RACE 4 - STATISTICS

CLASS : R

4 Starters

Fastest Lap History

NO	NAME	LAP TIME	TIME OF DAY	LAP	VEHICLE
25	Jason HADLEY	1:12.449	13:02:51.234	2	Mz ETZ250
25	Jason HADLEY	1:09.904	13:04:01.143	3	Mz ETZ250

Leader History

NO	NAME	FROM LAP	LAPS LED	DISTANCE	VEHICLE
25	Jason HADLEY	1	3	3.62 miles	Mz ETZ250
108	Ian KEEBLE	4	4	4.83 miles	Mz ETZ250

BMCRC - MRO Championships 2020 - Rnd 1 @ Brands Hatch Indy

Chilton Motors 250MZs & G-Force MC Blue Haze

RACE 4 - STATISTICS

CLASS : GP

9 Starters

Fastest Lap History

NO	NAME	LAP TIME	TIME OF DAY	LAP	VEHICLE
50	Sean MORRISON	1:03.785	13:02:18.189	2	Honda RS 250
53	Mark WHITING	1:03.217	13:02:18.754	2	Yamaha TZ 250
22	Rik BALLERINI	1:02.833	13:02:19.914	2	Yamaha SPONDON TZ250
22	Rik BALLERINI	1:02.234	13:03:22.146	3	Yamaha SPONDON TZ250
22	Rik BALLERINI	1:01.171	13:04:23.318	4	Yamaha SPONDON TZ250

Leader History

NO	NAME	FROM LAP	LAPS LED	DISTANCE	VEHICLE
50	Sean MORRISON	1	2	2.41 miles	Honda RS 250
22	Rik BALLERINI	3	3	3.62 miles	Yamaha SPONDON TZ250
53	Mark WHITING	6	3	3.62 miles	Yamaha TZ 250

BMCRC - MRO Championships 2020 - Rnd 1 @ Brands Hatch Indy

Chilton Motors 250MZs & G-Force MC Blue Haze

RACE 4 - STATISTICS

CLASS : GPF

6 Starters

Fastest Lap History

NO	NAME	LAP TIME	TIME OF DAY	LAP	VEHICLE
81	Scott GRANT	1:05.899	13:02:24.771	2	Yamaha TZR250 3XV
81	Scott GRANT	1:04.621	13:03:29.392	3	Yamaha TZR250 3XV
81	Scott GRANT	1:04.134	13:04:33.525	4	Yamaha TZR250 3XV
81	Scott GRANT	1:03.342	13:07:46.823	7	Yamaha TZR250 3XV

Leader History

NO	NAME	FROM LAP	LAPS LED	DISTANCE	VEHICLE
81	Scott GRANT	1	8	9.66 miles	Yamaha TZR250 3XV



BMCRC - MRO Championships 2020 - Rnd 1 @ Brands Hatch Indy

Chilton Motors 250MZs & G-Force MC Blue Haze

RACE 15 - GRID (12 Laps)

ROW 13	39	43 Daniel BARFORD	38	69 Alexander MANN	37	49 Andy MARKS	1:18.780
ROW 12	36	1:15.135 38 Chris PETTET	35	1:14.880 46 Steve BRIGDEN	34	1:13.789 108 Ian KEEBLE	
ROW 11	33	1:13.355 93 Stephen PELLIS	32	1:10.454 56 Russell TURNER	31	1:10.355 41 Gary WILLIAMS	
ROW 10	30	1:09.904 25 Jason HADLEY	29	1:09.764 9 Gary HOWLETT	28	1:08.777 96 Chris KENT	
ROW 9	27	1:07.081 32 John ASHMEAD	26	1:03.913 75 Peter WOODALL	25	1:03.735 85 Andrew WALES	
ROW 8	24		23		22		
ROW 7	21	14 Mick PENNELL	20	61 Russell COOK	19	171 Dan MILES	
ROW 6	18	27 Richard HAYWARD	17	169 John HOGG	16	8 Phil ATKINSON	
ROW 5	15	1:12.537 57 Liam McCARTER	14	1:09.399 33 Kieran LEWIS	13	1:09.053 21 Stuart THURTLIE	
ROW 4	12	1:08.491 0 Paul TOLAND	11	1:07.226 71 Richard HICKLING	10	1:06.147 60 Daniel GOUGH	
ROW 3	9	1:05.865 111 Phil GUILLOU	8	1:05.546 70 Andrew BURSCOUGH	7	1:04.768 3 Tom BARRETT	
ROW 2	6	1:03.342 81 Scott GRANT	5	1:03.332 64 Phil ELLIS	4	1:03.119 11 Gael MACHARD	
ROW 1	3	1:02.194 50 Sean MORRISON	2	1:02.134 53 Mark WHITING	1	1:01.171 22 Rik BALLERINI	Pole

Brands Hatch Indy
 Circuit Length = 1.2079 miles

These results are provisional until the conclusion of any judicial and technical matters.

Clerk Of Course :	Steward :	Timekeeper :
-------------------	-----------	--------------

Results can be found at www.tsl-timing.com

Printed - 13:14 Sunday, 08 March 2020





BMCRC - MRO Championships 2020 - Rnd 1 @ Brands Hatch Indy

Chilton Motors 250MZs & G-Force MC Blue Haze

RACE 15 - CLASSIFICATION

POS	NO	CL	PIC NAME	ENTRY	LAPS	TIME	GAP	DIFF	MPH	BEST	ON
1	22	GP	1 Rik BALLERINI	Yamaha SPONDON TZ250 - SCLS LTD, GECKO R	9	8:50.207			73.81	57.482	7
2	53	GP	2 Mark WHITING	Yamaha TZ 250 - Mark Whiting	9	8:50.345	0.138	0.138	73.79	57.411	9
3	81	GPF	1 Scott GRANT	Yamaha TZR250 3XV - Mum, Dad & Katie	9	8:51.984	1.777	1.639	73.56	57.819	7
4	169	GP	3 John HOGG	Yamaha TZ 250 -	9	9:07.289	17.082	15.305	71.51	59.049	7
5	70	GPF	2 Andrew BURSCOUGH	Yamaha YPVS 350 - Apollo/Merlin/Abbey/Martitaniu	9	9:11.108	20.901	3.819	71.01	58.374	3
6	27	GPF	3 Richard HAYWARD	Yamaha TZR250 - Gforce Motorcycles/Hazel Motor:	9	9:13.388	23.181	2.280	70.72	59.708	6
7	60	GPF	4 Daniel GOUGH	Yamaha TZR250 - G Force Motorcycles	9	9:20.033	29.826	6.645	69.88	1:00.809	6
8	3	GP	4 Tom BARRETT	Honda RS250 - RGV Workshop	9	9:21.973	31.766	1.940	69.64	1:00.259	6
9	75		1 Peter WOODALL	MZ ETZ250 - Core Projects Ltd	9	9:27.638	37.431	5.665	68.94	59.521	9
10	85		2 Andrew WALES	MZ ETZ250 - Illuminated Design LTD	9	9:29.104	38.897	1.466	68.77	1:00.140	7
11	71	GPF	5 Richard HICKLING	Aprilia RS 125 - All the Pickles	9	9:41.141	50.934	12.037	67.34	1:02.619	4
12	21	GP	5 Stuart THURTL	Honda RS250R NX5 - TeamTortoise	9	9:45.094	54.887	3.953	66.89	1:03.122	9
13	32		3 John ASHMEAD	Mz ETZ250 -	9	9:46.620	56.413	1.526	66.71	1:02.048	8
14	69		4 Alexander MANN	Mz TS 250 - HS RACING	8	8:51.037	1 Lap	1 Lap	65.51	1:01.983	8
15	9		5 Gary HOWLETT	MZ TS250 - HS Racing	8	8:56.506	1 Lap	5.469	64.84	1:03.452	6
16	56		6 Russell TURNER	MZ ETZ250 -	8	9:04.081	1 Lap	7.575	63.94	1:04.498	7
17	41		7 Gary WILLIAMS	MZ ETZ250 -	8	9:07.323	1 Lap	3.242	63.56	1:04.761	3
18	33	GPF	6 Kieran LEWIS	Yamaha TZR250 - Controls For Doors Ltd/ G Force	8	9:09.659	1 Lap	2.336	63.29	1:06.728	6
19	25	R	1 Jason HADLEY	Mz ETZ250 -	8	9:27.993	1 Lap	18.334	61.24	1:06.712	5
20	46	R	2 Steve BRIGDEN	MZ ETZ250 - KLB Racing	8	9:29.999	1 Lap	2.006	61.03	1:06.385	8
21	108	R	3 Ian KEEBLE	Mz ETZ250 -	8	9:30.406	1 Lap	0.407	60.98	1:06.943	8
22	93		8 Stephen PELL	MZ ETZ250 -	8	9:41.999	1 Lap	11.593	59.77	1:09.097	3
23	38		9 Chris PETTET	MZ ETZ250 -	8	9:51.676	1 Lap	9.677	58.79	1:08.709	3
24	61	GP	6 Russell COOK	Yamaha TZ 250 -	7	9:09.378	2 Laps	1 Lap	55.40	1:15.456	6
25	49	R	4 Andy MARKS	MZ ETZ250 -	7	9:11.019	2 Laps	1.641	55.24	1:14.361	7

NOT CLASSIFIED

DNF	64	GP	Phil ELLIS	Yamaha TZ 250B -	7	7:01.680	2 Laps		72.18	58.054	3
DNF	50	GP	Sean MORRISON	Honda RS 250 -	0						
DNF	96		Chris KENT	MZ ETZ250 - Buxton Powder Coating	0						

FASTEST LAP

53	GP	Mark WHITING	Yamaha TZ 250 - Mark Whiting	9	57.411	75.74 mph	121.89 kph
81	GPF	Scott GRANT	Yamaha TZR250 3XV - Mum, Dad & Katie	7	57.819	75.21 mph	121.03 kph
75		Peter WOODALL	MZ ETZ250 - Core Projects Ltd	9	59.521	73.05 mph	117.57 kph
46	R	Steve BRIGDEN	MZ ETZ250 - KLB Racing	8	1:06.385	65.50 mph	105.42 kph

Class GP - 92.5% of Race Speed = 68.27 mph
 Class GPF - 92.5% of Race Speed = 68.04 mph
 Class - 92.5% of Race Speed = 63.76 mph
 Class R - 92.5% of Race Speed = 56.64 mph

Brands Hatch Indy
 Circuit Length = 1.2079 miles
 Start: 16:03 Flag 16:12 End: 16:13

Weather / Track : Cloudy / Dry

These results are provisional until the conclusion of any judicial and technical matters.

Clerk Of Course :	Steward :	Timekeeper :
-------------------	-----------	--------------

Results can be found at www.tsl-timing.com

Printed - 16:13 Sunday, 08 March 2020



BMCRC - MRO Championships 2020 - Rnd 1 @ Brands Hatch Indy

Chilton Motors 250MZs & G-Force MC Blue Haze

RACE 15 - LAP CHART

LAP 1 @ 16:04:20.179

NO	BEHIND	LAP TIME
53		1:03.423
22	1.132	1:04.555
81	1.872	1:05.295
64	2.644	1:06.067
70	3.192	1:06.615
3	4.133	1:07.556
60	4.149	1:07.572
27	4.714	1:08.137
169	6.112	1:09.535
71	9.101	1:12.524
21	10.188	1:13.611
33	11.667	1:15.090
85	16.646	1:20.069
75	17.554	1:20.977
32	19.087	1:22.510
41	23.432	1:26.855
56	23.681	1:27.104
9	23.854	1:27.277
69	23.944	1:27.367
61	25.195	1:28.618
25	25.891	1:29.314
108	27.520	1:30.943
38	27.591	1:31.014
46	27.766	1:31.189
93	28.365	1:31.788
49	34.524	1:37.947

LAP 2 @ 16:05:18.810

NO	BEHIND	LAP TIME
53		58.631
22	1.088	58.587
81	2.338	59.097
64	3.147	59.134
70	3.811	59.250
3	7.070	1:01.568
60	7.932	1:02.414
27	7.997	1:01.914
169	8.182	1:00.701
71	15.787	1:05.317
21	16.179	1:04.622
85	19.652	1:01.637
75	20.129	1:01.206
33	20.698	1:07.662
32	23.016	1:02.560
9	29.773	1:04.550
56	30.432	1:05.382
69	30.843	1:05.530
41	31.367	1:06.566
25	35.808	1:08.548
38	38.920	1:09.960
108	39.101	1:10.212
46	39.492	1:10.357
93	39.992	1:10.258
61	44.059	1:17.495
49	52.724	1:16.831

LAP 3 @ 16:06:17.232

NO	BEHIND	LAP TIME
53		58.422
22	0.497	57.831
81	2.015	58.099

64	2.779	58.054
70	3.763	58.374
27	9.311	59.736
169	9.517	59.757
3	10.323	1:01.675
60	11.175	1:01.665
71	21.175	1:03.810
21	22.541	1:04.784
85	23.071	1:01.841
75	23.239	1:01.532
32	27.919	1:03.325
33	30.147	1:07.871
9	35.514	1:04.163
69	35.606	1:03.185
41	37.706	1:04.761
56	37.914	1:05.904
25	45.176	1:07.790
38	49.207	1:08.709
46	49.494	1:08.424
108	49.796	1:09.117
93	50.667	1:09.097

LAP 4 @ 16:07:16.704

NO	BEHIND	LAP TIME
22		58.975
53	0 Laps	59.472
81	0.776	58.233
70	2.995	58.704
61	1 Lap	1:16.978
64	3.407	1:00.100
169	9.272	59.227
27	10.977	1:01.138
49	1 Lap	1:16.317
3	11.774	1:00.923
60	12.950	1:01.247
71	24.322	1:02.619
75	24.796	1:01.029
85	24.923	1:01.324
21	26.727	1:03.658
32	31.474	1:03.027
33	38.057	1:07.382
69	39.909	1:03.775
9	40.350	1:04.308
41	43.036	1:04.802
56	43.133	1:04.691
25	54.051	1:08.347

LAP 5 @ 16:08:15.201

NO	BEHIND	LAP TIME
22		58.497
53	0.039	58.536
46	1 Lap	1:08.795
81	0.597	58.318
108	1 Lap	1:09.287
38	1 Lap	1:10.084
93	1 Lap	1:10.758
70	4.498	1:00.000
64	4.847	59.937
169	10.185	59.410
27	13.765	1:01.285
3	15.315	1:02.038
60	16.253	1:01.800
61	1 Lap	1:16.963
75	27.033	1:00.734

85	27.091	1:00.665
49	1 Lap	1:15.579
71	28.906	1:03.081
21	31.423	1:03.193
32	35.694	1:02.717
69	44.446	1:03.034
9	46.643	1:04.790
33	47.416	1:07.856
41	49.827	1:05.288
56	49.930	1:05.294

LAP 6 @ 16:09:13.300

NO	BEHIND	LAP TIME
22		58.099
53	0.117	58.177
81	0.620	58.122
25	1 Lap	1:06.712
64	6.339	59.591
70	7.319	1:00.920
108	1 Lap	1:08.200
46	1 Lap	1:09.054
169	11.483	59.397
38	1 Lap	1:10.039
93	1 Lap	1:09.613
27	15.374	59.708
3	17.475	1:00.259
60	18.963	1:00.809
85	30.191	1:01.199
75	30.274	1:01.340
71	34.759	1:03.952
21	37.824	1:04.500
61	1 Lap	1:15.847
32	42.617	1:05.022
49	1 Lap	1:15.038
69	48.921	1:02.574
9	51.996	1:03.452
33	56.045	1:06.728
56	57.089	1:05.258
41	57.291	1:05.563

LAP 7 @ 16:10:10.782

NO	BEHIND	LAP TIME
22		57.482
53	0.113	57.478
81	0.957	57.819
64	7.654	58.797
70	10.800	1:00.963
169	13.050	59.049
25	1 Lap	1:08.560
27	17.876	59.984
108	1 Lap	1:07.440
46	1 Lap	1:07.776
60	22.722	1:01.241
3	23.493	1:03.500
38	1 Lap	1:09.728
93	1 Lap	1:10.912
85	32.849	1:00.140
75	33.197	1:00.405
71	39.902	1:02.625
21	44.295	1:03.953
32	47.407	1:02.272
69	55.028	1:03.589
61	1 Lap	1:15.456

LAP 8 @ 16:11:09.236

NO	BEHIND	LAP TIME
22		58.454
9	1 Lap	1:04.218
53	0.454	58.795
81	1.336	58.833
49	2 Laps	1:14.946
56	1 Lap	1:04.498
33	1 Lap	1:08.914
41	1 Lap	1:07.731
169	14.170	59.574
70	14.339	1:01.993
27	20.743	1:01.321
60	25.538	1:01.270
25	1 Lap	1:10.280
3	27.284	1:02.245
108	1 Lap	1:08.264
46	1 Lap	1:08.019
85	35.554	1:01.159
75	35.637	1:00.894
93	1 Lap	1:10.165
38	1 Lap	1:15.266
71	44.145	1:02.697
21	49.492	1:03.651
32	51.001	1:02.048

LAP 9 @ 16:12:06.963

NO	BEHIND	LAP TIME
22		57.727
53	0.138	57.411
69	1 Lap	1:01.983
81	1.777	58.168
9	1 Lap	1:03.748
56	1 Lap	1:05.950
169	17.082	1:00.639
41	1 Lap	1:05.757
61	2 Laps	1:18.021
33	1 Lap	1:08.156
49	2 Laps	1:14.361
70	20.901	1:04.289
27	23.181	1:00.165
60	29.826	1:02.015
3	31.766	1:02.209
75	37.431	59.521
25	1 Lap	1:08.442
85	38.897	1:01.070
46	1 Lap	1:06.385
108	1 Lap	1:06.943
71	50.934	1:04.516
93	1 Lap	1:09.408
21	54.887	1:03.122
32	56.413	1:03.139
38	1 Lap	1:16.876

Brands Hatch Indy

Circuit Length = 1.2079 miles

Start: 16:03 Flag 16:12 End: 16:13

Weather / Track : Cloudy / Dry

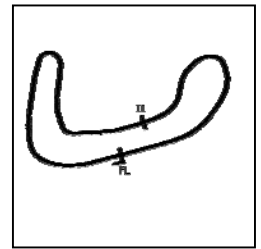
Results can be found at www.tsl-timing.com

Printed - 16:13 Sunday, 08 March 2020

BMCRC - MRO Championships 2020 - Rnd 1 @ Brands Hatch Indy

Chilton Motors 250MZs & G-Force MC Blue Haze

RACE 15 - SECTOR ANALYSIS



SECTOR 1 = FL to I1, SECTOR 2 = I1 to FL, DIFF = Difference To Personal Best Lap, P = Crossed Finish Line in Pit Lane, D = Time Disallowed

P1 22 GP		Rik BALLERINI		Yamaha SPONDON TZ250 - SCLS LTD, GECKO RACING, DY		
IDEAL LAP TIME :		BEST LAP TIME : 57.482		DIFFERENCE :		
LAP	SECTOR 1	SECTOR 2	LAP TIME	MPH	DIFF	TIME OF DAY
1 -			1:04.555	67.36	7.073	16:04:21.311
2 -			58.587	74.22	1.105	16:05:19.898
3 -			57.831 (3)	75.19	0.349	16:06:17.729
4 -			58.975	73.73	1.493	16:07:16.704
5 -			58.497	74.33	1.015	16:08:15.201
6 -			58.099	74.84	0.617	16:09:13.300
7 -			57.482 (1)	75.65		16:10:10.782
8 -			58.454	74.39	0.972	16:11:09.236
9 -			57.727 (2)	75.33	0.245	16:12:06.963

P2 53 GP		Mark WHITING		Yamaha TZ 250 - Mark Whiting		
IDEAL LAP TIME : 57.053		BEST LAP TIME : 57.411		DIFFERENCE : 0.358		
LAP	SECTOR 1	SECTOR 2	LAP TIME	MPH	DIFF	TIME OF DAY
1 -		23.400	1:03.423	68.56	6.012	16:04:20.179
2 -	35.132	23.499	58.631	74.16	1.220	16:05:18.810
3 -	35.293	23.129	58.422	74.43	1.011	16:06:17.232
4 -	35.892	23.580	59.472	73.12	2.061	16:07:16.704
5 -	34.620	23.916	58.536	74.28	1.125	16:08:15.240
6 -	35.151	23.026	58.177 (3)	74.74	0.766	16:09:13.417
7 -	34.500	22.978	57.478 (2)	75.65	0.067	16:10:10.895
8 -	35.385	23.410	58.795	73.96	1.384	16:11:09.690
9 -	34.858	22.553	57.411 (1)	75.74		16:12:07.101

P3 81 GPF		Scott GRANT		Yamaha TZR250 3XV - Mum, Dad & Katie		
IDEAL LAP TIME : 57.383		BEST LAP TIME : 57.819		DIFFERENCE : 0.436		
LAP	SECTOR 1	SECTOR 2	LAP TIME	MPH	DIFF	TIME OF DAY
1 -		23.820	1:05.295	66.59	7.476	16:04:22.051
2 -	35.719	23.378	59.097	73.58	1.278	16:05:21.148
3 -	35.027	23.072	58.099 (2)	74.84	0.280	16:06:19.247
4 -	34.910	23.323	58.233	74.67	0.414	16:07:17.480
5 -	34.311	24.007	58.318	74.56	0.499	16:08:15.798
6 -	34.932	23.190	58.122 (3)	74.81	0.303	16:09:13.920
7 -	34.439	23.380	57.819 (1)	75.21		16:10:11.739
8 -	35.111	23.722	58.833	73.91	1.014	16:11:10.572
9 -	35.059	23.109	58.168	74.75	0.349	16:12:08.740

P4 169 GP		John HOGG		Yamaha TZ 250 -		
IDEAL LAP TIME : 58.579		BEST LAP TIME : 59.049		DIFFERENCE : 0.470		
LAP	SECTOR 1	SECTOR 2	LAP TIME	MPH	DIFF	TIME OF DAY
1 -		24.738	1:09.535	62.53	10.486	16:04:26.291
2 -	36.370	24.331	1:00.701	71.63	1.652	16:05:26.992
3 -	36.204	23.553	59.757	72.77	0.708	16:06:26.749
4 -	35.640	23.587	59.227 (2)	73.42	0.178	16:07:25.976
5 -	35.758	23.652	59.410	73.19	0.361	16:08:25.386
6 -	35.290	24.107	59.397 (3)	73.21	0.348	16:09:24.783
7 -	35.026	24.023	59.049 (1)	73.64		16:10:23.832
8 -	35.726	23.848	59.574	72.99	0.525	16:11:23.406
9 -	35.760	24.879	1:00.639	71.71	1.590	16:12:24.045

Weather / Track : Cloudy / Dry

Brands Hatch Indy
Circuit Length = 1.2079 miles
Start: 16:03 Flag 16:12 End: 16:13

BMCRC - MRO Championships 2020 - Rnd 1 @ Brands Hatch Indy

Chilton Motors 250MZs & G-Force MC Blue Haze

RACE 15 - SECTOR ANALYSIS



SECTOR 1 = FL to I1, SECTOR 2 = I1 to FL, DIFF = Difference To Personal Best Lap, P = Crossed Finish Line in Pit Lane, D = Time Disallowed

P5 70 GPF Andrew BURSCOUGH		Yamaha YPVS 350 - Apollo/Merlin/Abbey/Martitanium				
IDEAL LAP TIME : 58.374		BEST LAP TIME : 58.374		DIFFERENCE : 0.000		
LAP	SECTOR 1	SECTOR 2	LAP TIME	MPH	DIFF	TIME OF DAY
1 -		24.028	1:06.615	65.27	8.241	16:04:23.371
2 -	35.708	23.542	59.250 (3)	73.39	0.876	16:05:22.621
3 -	35.063	23.311	58.374 (1)	74.49		16:06:20.995
4 -	35.241	23.463	58.704 (2)	74.07	0.330	16:07:19.699
5 -	35.960	24.040	1:00.000	72.47	1.626	16:08:19.699
6 -	36.738	24.182	1:00.920	71.38	2.546	16:09:20.619
7 -	36.595	24.368	1:00.963	71.33	2.589	16:10:21.582
8 -	37.207	24.786	1:01.993	70.14	3.619	16:11:23.575
9 -	37.563	26.726	1:04.289	67.64	5.915	16:12:27.864

P6 27 GPF Richard HAYWARD		Yamaha TZR250 - Gforce Motorcycles/Hazel Motors				
IDEAL LAP TIME : 59.372		BEST LAP TIME : 59.708		DIFFERENCE : 0.336		
LAP	SECTOR 1	SECTOR 2	LAP TIME	MPH	DIFF	TIME OF DAY
1 -		24.013	1:08.137	63.82	8.429	16:04:24.893
2 -	37.383	24.531	1:01.914	70.23	2.206	16:05:26.807
3 -	35.669	24.067	59.736 (2)	72.79	0.028	16:06:26.543
4 -	36.985	24.153	1:01.138	71.12	1.430	16:07:27.681
5 -	37.472	23.813	1:01.285	70.95	1.577	16:08:28.966
6 -	36.005	23.703	59.708 (1)	72.83		16:09:28.674
7 -	36.206	23.778	59.984 (3)	72.49	0.276	16:10:28.658
8 -	37.273	24.048	1:01.321	70.91	1.613	16:11:29.979
9 -	36.183	23.982	1:00.165	72.27	0.457	16:12:30.144

P7 60 GPF Daniel GOUGH		Yamaha TZR250 - G Force Motorcycles				
IDEAL LAP TIME : 1:00.424		BEST LAP TIME : 1:00.809		DIFFERENCE : 0.385		
LAP	SECTOR 1	SECTOR 2	LAP TIME	MPH	DIFF	TIME OF DAY
1 -		24.693	1:07.572	64.35	6.763	16:04:24.328
2 -	37.746	24.668	1:02.414	69.67	1.605	16:05:26.742
3 -	37.268	24.397	1:01.665	70.51	0.856	16:06:28.407
4 -	37.030	24.217	1:01.247 (3)	71.00	0.438	16:07:29.654
5 -	37.478	24.322	1:01.800	70.36	0.991	16:08:31.454
6 -	36.509	24.300	1:00.809 (1)	71.51		16:09:32.263
7 -	36.207	25.034	1:01.241 (2)	71.00	0.432	16:10:33.504
8 -	36.997	24.273	1:01.270	70.97	0.461	16:11:34.774
9 -	37.341	24.674	1:02.015	70.12	1.206	16:12:36.789

P8 3 GP Tom BARRETT		Honda RS250 - RGV Workshop				
IDEAL LAP TIME : 1:00.259		BEST LAP TIME : 1:00.259		DIFFERENCE : 0.000		
LAP	SECTOR 1	SECTOR 2	LAP TIME	MPH	DIFF	TIME OF DAY
1 -		24.184	1:07.556	64.37	7.297	16:04:24.312
2 -	37.316	24.252	1:01.568 (3)	70.63	1.309	16:05:25.880
3 -	37.407	24.268	1:01.675	70.50	1.416	16:06:27.555
4 -	36.681	24.242	1:00.923 (2)	71.37	0.664	16:07:28.478
5 -	38.047	23.991	1:02.038	70.09	1.779	16:08:30.516
6 -	36.603	23.656	1:00.259 (1)	72.16		16:09:30.775
7 -	38.421	25.079	1:03.500	68.48	3.241	16:10:34.275
8 -	37.788	24.457	1:02.245	69.86	1.986	16:11:36.520
9 -	37.572	24.637	1:02.209	69.90	1.950	16:12:38.729

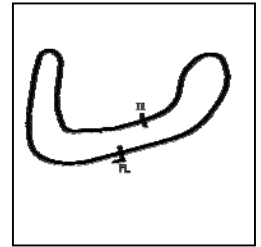
Weather / Track : Cloudy / Dry

Brands Hatch Indy
Circuit Length = 1.2079 miles
Start: 16:03 Flag 16:12 End: 16:13

BMCRC - MRO Championships 2020 - Rnd 1 @ Brands Hatch Indy

Chilton Motors 250MZs & G-Force MC Blue Haze

RACE 15 - SECTOR ANALYSIS



SECTOR 1 = FL to I1, SECTOR 2 = I1 to FL, DIFF = Difference To Personal Best Lap, P = Crossed Finish Line in Pit Lane, D = Time Disallowed

P9 75 Peter WOODALL		MZ ETZ250 - Core Projects Ltd				
IDEAL LAP TIME : 59.521		BEST LAP TIME : 59.521		DIFFERENCE : 0.000		
LAP	SECTOR 1	SECTOR 2	LAP TIME	MPH	DIFF	TIME OF DAY
1 -		24.921	1:20.977	53.70	21.456	16:04:37.733
2 -	36.323	24.883	1:01.206	71.04	1.685	16:05:38.939
3 -	36.382	25.150	1:01.532	70.67	2.011	16:06:40.471
4 -	36.620	24.409	1:01.029	71.25	1.508	16:07:41.500
5 -	36.064	24.670	1:00.734 (3)	71.60	1.213	16:08:42.234
6 -	36.782	24.558	1:01.340	70.89	1.819	16:09:43.574
7 -	35.856	24.549	1:00.405 (2)	71.99	0.884	16:10:43.979
8 -	35.823	25.071	1:00.894	71.41	1.373	16:11:44.873
9 -	35.292	24.229	59.521 (1)	73.05		16:12:44.394

P10 85 Andrew WALES		MZ ETZ250 - Illuminated Design LTD				
IDEAL LAP TIME : 59.887		BEST LAP TIME : 1:00.140		DIFFERENCE : 0.253		
LAP	SECTOR 1	SECTOR 2	LAP TIME	MPH	DIFF	TIME OF DAY
1 -		24.760	1:20.069	54.31	19.929	16:04:36.825
2 -	36.469	25.168	1:01.637	70.55	1.497	16:05:38.462
3 -	36.622	25.219	1:01.841	70.31	1.701	16:06:40.303
4 -	37.126	24.198	1:01.324	70.91	1.184	16:07:41.627
5 -	36.494	24.171	1:00.665 (2)	71.68	0.525	16:08:42.292
6 -	36.656	24.543	1:01.199	71.05	1.059	16:09:43.491
7 -	35.835	24.305	1:00.140 (1)	72.30		16:10:43.631
8 -	36.112	25.047	1:01.159	71.10	1.019	16:11:44.790
9 -	35.716	25.354	1:01.070 (3)	71.20	0.930	16:12:45.860

P11 71 GPF Richard HICKLING		Aprilia RS 125 - All the Pickles				
IDEAL LAP TIME : 1:02.400		BEST LAP TIME : 1:02.619		DIFFERENCE : 0.219		
LAP	SECTOR 1	SECTOR 2	LAP TIME	MPH	DIFF	TIME OF DAY
1 -		26.718	1:12.524	59.96	9.905	16:04:29.280
2 -	38.960	26.357	1:05.317	66.57	2.698	16:05:34.597
3 -	37.963	25.847	1:03.810	68.14	1.191	16:06:38.407
4 -	37.273	25.346	1:02.619 (1)	69.44		16:07:41.026
5 -	37.870	25.211	1:03.081	68.93	0.462	16:08:44.107
6 -	38.234	25.718	1:03.952	67.99	1.333	16:09:48.059
7 -	37.189	25.436	1:02.625 (2)	69.43	0.006	16:10:50.684
8 -	37.305	25.392	1:02.697 (3)	69.35	0.078	16:11:53.381
9 -	38.017	26.499	1:04.516	67.40	1.897	16:12:57.897

P12 21 GP Stuart THURTLÉ		Honda RS250R NX5 - TeamTortoise				
IDEAL LAP TIME : 1:03.015		BEST LAP TIME : 1:03.122		DIFFERENCE : 0.107		
LAP	SECTOR 1	SECTOR 2	LAP TIME	MPH	DIFF	TIME OF DAY
1 -		26.281	1:13.611	59.07	10.489	16:04:30.367
2 -	39.263	25.359	1:04.622	67.29	1.500	16:05:34.989
3 -	38.640	26.144	1:04.784	67.12	1.662	16:06:39.773
4 -	38.942	24.716	1:03.658	68.31	0.536	16:07:43.431
5 -	38.377	24.816	1:03.193 (2)	68.81	0.071	16:08:46.624
6 -	39.001	25.499	1:04.500	67.42	1.378	16:09:51.124
7 -	38.983	24.970	1:03.953	67.99	0.831	16:10:55.077
8 -	38.834	24.817	1:03.651 (3)	68.31	0.529	16:11:58.728
9 -	38.299	24.823	1:03.122 (1)	68.89		16:13:01.850

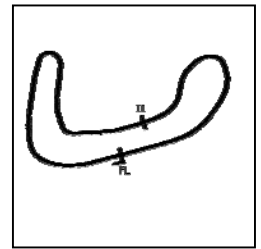
Weather / Track : Cloudy / Dry

Brands Hatch Indy
Circuit Length = 1.2079 miles
Start: 16:03 Flag 16:12 End: 16:13

BMCRC - MRO Championships 2020 - Rnd 1 @ Brands Hatch Indy

Chilton Motors 250MZs & G-Force MC Blue Haze

RACE 15 - SECTOR ANALYSIS



SECTOR 1 = FL to I1, SECTOR 2 = I1 to FL, DIFF = Difference To Personal Best Lap, P = Crossed Finish Line in Pit Lane, D = Time Disallowed

P13 32		John ASHMEAD		Mz ETZ250 -		
IDEAL LAP TIME : 1:01.917		BEST LAP TIME : 1:02.048		DIFFERENCE : 0.131		
LAP	SECTOR 1	SECTOR 2	LAP TIME	MPH	DIFF	TIME OF DAY
1 -		25.164	1:22.510	52.70	20.462	16:04:39.266
2 -	37.635	24.925	1:02.560 (3)	69.51	0.512	16:05:41.826
3 -	37.933	25.392	1:03.325	68.67	1.277	16:06:45.151
4 -	37.851	25.176	1:03.027	68.99	0.979	16:07:48.178
5 -	37.634	25.083	1:02.717	69.33	0.669	16:08:50.895
6 -	38.934	26.088	1:05.022	66.87	2.974	16:09:55.917
7 -	37.230	25.042	1:02.272 (2)	69.83	0.224	16:10:58.189
8 -	36.992	25.056	1:02.048 (1)	70.08		16:12:00.237
9 -	37.690	25.449	1:03.139	68.87	1.091	16:13:03.376

P14 69		Alexander MANN		Mz TS 250 - HS RACING		
IDEAL LAP TIME : 1:01.926		BEST LAP TIME : 1:01.983		DIFFERENCE : 0.057		
LAP	SECTOR 1	SECTOR 2	LAP TIME	MPH	DIFF	TIME OF DAY
1 -		26.769	1:27.367	49.77	25.384	16:04:44.123
2 -	39.455	26.075	1:05.530	66.36	3.547	16:05:49.653
3 -	38.085	25.100	1:03.185	68.82	1.202	16:06:52.838
4 -	38.244	25.531	1:03.775	68.18	1.792	16:07:56.613
5 -	37.506	25.528	1:03.034 (3)	68.98	1.051	16:08:59.647
6 -	37.220	25.354	1:02.574 (2)	69.49	0.591	16:10:02.221
7 -	38.183	25.406	1:03.589	68.38	1.606	16:11:05.810
8 -	36.826	25.157	1:01.983 (1)	70.15		16:12:07.793

P15 9		Gary HOWLETT		MZ TS250 - HS Racing		
IDEAL LAP TIME : 1:03.452		BEST LAP TIME : 1:03.452		DIFFERENCE : 0.000		
LAP	SECTOR 1	SECTOR 2	LAP TIME	MPH	DIFF	TIME OF DAY
1 -		26.790	1:27.277	49.82	23.825	16:04:44.033
2 -	38.842	25.708	1:04.550	67.36	1.098	16:05:48.583
3 -	38.760	25.403	1:04.163 (3)	67.77	0.711	16:06:52.746
4 -	38.467	25.841	1:04.308	67.62	0.856	16:07:57.054
5 -	39.191	25.599	1:04.790	67.11	1.338	16:09:01.844
6 -	38.076	25.376	1:03.452 (1)	68.53		16:10:05.296
7 -	38.521	25.697	1:04.218	67.71	0.766	16:11:09.514
8 -	38.273	25.475	1:03.748 (2)	68.21	0.296	16:12:13.262

P16 56		Russell TURNER		MZ ETZ250 -		
IDEAL LAP TIME : 1:04.293		BEST LAP TIME : 1:04.498		DIFFERENCE : 0.205		
LAP	SECTOR 1	SECTOR 2	LAP TIME	MPH	DIFF	TIME OF DAY
1 -		26.741	1:27.104	49.92	22.606	16:04:43.860
2 -	39.372	26.010	1:05.382	66.51	0.884	16:05:49.242
3 -	39.528	26.376	1:05.904	65.98	1.406	16:06:55.146
4 -	38.766	25.925	1:04.691 (2)	67.22	0.193	16:07:59.837
5 -	39.436	25.858	1:05.294	66.60	0.796	16:09:05.131
6 -	38.820	26.438	1:05.258 (3)	66.63	0.760	16:10:10.389
7 -	38.949	25.549	1:04.498 (1)	67.42		16:11:14.887
8 -	40.423	25.527	1:05.950	65.93	1.452	16:12:20.837

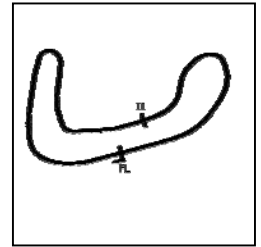
Weather / Track : Cloudy / Dry

Brands Hatch Indy
Circuit Length = 1.2079 miles
Start: 16:03 Flag 16:12 End: 16:13

BMCRC - MRO Championships 2020 - Rnd 1 @ Brands Hatch Indy

Chilton Motors 250MZs & G-Force MC Blue Haze

RACE 15 - SECTOR ANALYSIS



SECTOR 1 = FL to I1, SECTOR 2 = I1 to FL, DIFF = Difference To Personal Best Lap, P = Crossed Finish Line in Pit Lane, D = Time Disallowed

P17 41 Gary WILLIAMS		MZ ETZ250 -				
IDEAL LAP TIME : 1:04.633		BEST LAP TIME : 1:04.761		DIFFERENCE : 0.128		
LAP	SECTOR 1	SECTOR 2	LAP TIME	MPH	DIFF	TIME OF DAY
1 -		27.002	1:26.855	50.06	22.094	16:04:43.611
2 -	40.123	26.443	1:06.566	65.32	1.805	16:05:50.177
3 -	38.629	26.132	1:04.761 (1)	67.14		16:06:54.938
4 -	38.798	26.004	1:04.802 (2)	67.10	0.041	16:07:59.740
5 -	39.011	26.277	1:05.288 (3)	66.60	0.527	16:09:05.028
6 -	38.638	26.925	1:05.563	66.32	0.802	16:10:10.591
7 -	40.185	27.546	1:07.731	64.20	2.970	16:11:18.322
8 -	39.209	26.548	1:05.757	66.13	0.996	16:12:24.079

P18 33 GPF Kieran LEWIS		Yamaha TZR250 - Controls For Doors Ltd/ G Force Motorcycles				
IDEAL LAP TIME : 1:06.694		BEST LAP TIME : 1:06.728		DIFFERENCE : 0.034		
LAP	SECTOR 1	SECTOR 2	LAP TIME	MPH	DIFF	TIME OF DAY
1 -		26.786	1:15.090	57.91	8.362	16:04:31.846
2 -	40.383	27.279	1:07.662 (3)	64.26	0.934	16:05:39.508
3 -	41.208	26.663	1:07.871	64.07	1.143	16:06:47.379
4 -	40.622	26.760	1:07.382 (2)	64.53	0.654	16:07:54.761
5 -	41.302	26.554	1:07.856	64.08	1.128	16:09:02.617
6 -	40.140	26.588	1:06.728 (1)	65.16		16:10:09.345
7 -	40.916	27.998	1:08.914	63.10	2.186	16:11:18.259
8 -	40.412	27.744	1:08.156	63.80	1.428	16:12:26.415

P19 25 R Jason HADLEY		Mz ETZ250 -				
IDEAL LAP TIME : 1:06.712		BEST LAP TIME : 1:06.712		DIFFERENCE : 0.000		
LAP	SECTOR 1	SECTOR 2	LAP TIME	MPH	DIFF	TIME OF DAY
1 -		27.242	1:29.314	48.68	22.602	16:04:46.070
2 -	41.633	26.915	1:08.548	63.43	1.836	16:05:54.618
3 -	40.764	27.026	1:07.790 (2)	64.14	1.078	16:07:02.408
4 -	41.158	27.189	1:08.347 (3)	63.62	1.635	16:08:10.755
5 -	40.481	26.231	1:06.712 (1)	65.18		16:09:17.467
6 -	40.510	28.050	1:08.560	63.42	1.848	16:10:26.027
7 -	42.623	27.657	1:10.280	61.87	3.568	16:11:36.307
8 -	41.131	27.311	1:08.442	63.53	1.730	16:12:44.749

P20 46 R Steve BRIGDEN		MZ ETZ250 - KLB Racing				
IDEAL LAP TIME : 1:06.385		BEST LAP TIME : 1:06.385		DIFFERENCE : 0.000		
LAP	SECTOR 1	SECTOR 2	LAP TIME	MPH	DIFF	TIME OF DAY
1 -		28.024	1:31.189	47.68	24.804	16:04:47.945
2 -	42.666	27.691	1:10.357	61.80	3.972	16:05:58.302
3 -	41.044	27.380	1:08.424	63.55	2.039	16:07:06.726
4 -	41.026	27.769	1:08.795	63.21	2.410	16:08:15.521
5 -	40.768	28.286	1:09.054	62.97	2.669	16:09:24.575
6 -	40.464	27.312	1:07.776 (2)	64.16	1.391	16:10:32.351
7 -	40.842	27.177	1:08.019 (3)	63.93	1.634	16:11:40.370
8 -	39.867	26.518	1:06.385 (1)	65.50		16:12:46.755

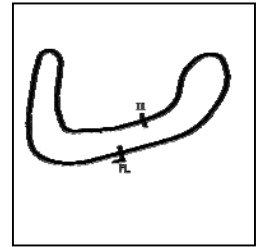
Weather / Track : Cloudy / Dry

Brands Hatch Indy
Circuit Length = 1.2079 miles
Start: 16:03 Flag 16:12 End: 16:13

BMCRC - MRO Championships 2020 - Rnd 1 @ Brands Hatch Indy

Chilton Motors 250MZs & G-Force MC Blue Haze

RACE 15 - SECTOR ANALYSIS



SECTOR 1 = FL to I1, SECTOR 2 = I1 to FL, DIFF = Difference To Personal Best Lap, P = Crossed Finish Line in Pit Lane, D = Time Disallowed

P21 108 R Ian KEEBLE			Mz ETZ250 -			
IDEAL LAP TIME : 1:06.872		BEST LAP TIME : 1:06.943		DIFFERENCE : 0.071		
LAP	SECTOR 1	SECTOR 2	LAP TIME	MPH	DIFF	TIME OF DAY
1 -		28.760	1:30.943	47.81	24.000	16:04:47.699
2 -	42.705	27.507	1:10.212	61.93	3.269	16:05:57.911
3 -	41.829	27.288	1:09.117	62.91	2.174	16:07:07.028
4 -	41.465	27.822	1:09.287	62.76	2.344	16:08:16.315
5 -	40.657	27.543	1:08.200 (3)	63.76	1.257	16:09:24.515
6 -	40.173	27.267	1:07.440 (2)	64.48	0.497	16:10:31.955
7 -	41.018	27.246	1:08.264	63.70	1.321	16:11:40.219
8 -	40.244	26.699	1:06.943 (1)	64.95		16:12:47.162

P22 93 Stephen PELLIS			MZ ETZ250 -			
IDEAL LAP TIME : 1:08.931		BEST LAP TIME : 1:09.097		DIFFERENCE : 0.166		
LAP	SECTOR 1	SECTOR 2	LAP TIME	MPH	DIFF	TIME OF DAY
1 -		27.677	1:31.788	47.37	22.691	16:04:48.544
2 -	42.477	27.781	1:10.258	61.89	1.161	16:05:58.802
3 -	41.688	27.409	1:09.097 (1)	62.93		16:07:07.899
4 -	42.384	28.374	1:10.758	61.45	1.661	16:08:18.657
5 -	41.522	28.091	1:09.613 (3)	62.46	0.516	16:09:28.270
6 -	42.305	28.607	1:10.912	61.32	1.815	16:10:39.182
7 -	41.698	28.467	1:10.165	61.97	1.068	16:11:49.347
8 -	41.583	27.825	1:09.408 (2)	62.65	0.311	16:12:58.755

P23 38 Chris PETTET			MZ ETZ250 -			
IDEAL LAP TIME : 1:08.709		BEST LAP TIME : 1:08.709		DIFFERENCE : 0.000		
LAP	SECTOR 1	SECTOR 2	LAP TIME	MPH	DIFF	TIME OF DAY
1 -		28.489	1:31.014	47.77	22.305	16:04:47.770
2 -	42.231	27.729	1:09.960 (3)	62.15	1.251	16:05:57.730
3 -	41.185	27.524	1:08.709 (1)	63.29		16:07:06.439
4 -	41.697	28.387	1:10.084	62.04	1.375	16:08:16.523
5 -	41.981	28.058	1:10.039	62.08	1.330	16:09:26.562
6 -	41.639	28.089	1:09.728 (2)	62.36	1.019	16:10:36.290
7 -	42.318	32.948	1:15.266	57.77	6.557	16:11:51.556
8 -	45.890	30.986	1:16.876	56.56	8.167	16:13:08.432

P24 61 GP Russell COOK			Yamaha TZ 250 -			
IDEAL LAP TIME : 1:15.456		BEST LAP TIME : 1:15.456		DIFFERENCE : 0.000		
LAP	SECTOR 1	SECTOR 2	LAP TIME	MPH	DIFF	TIME OF DAY
1 -		30.542	1:28.618	49.07	13.162	16:04:45.374
2 -	47.355	30.140	1:17.495	56.11	2.039	16:06:02.869
3 -	46.465	30.513	1:16.978	56.49	1.522	16:07:19.847
4 -	47.217	29.746	1:16.963 (3)	56.50	1.507	16:08:36.810
5 -	46.047	29.800	1:15.847 (2)	57.33	0.391	16:09:52.657
6 -	45.833	29.623	1:15.456 (1)	57.63		16:11:08.113
7 -	47.874	30.147	1:18.021	55.73	2.565	16:12:26.134

P25 49 R Andy MARKS			MZ ETZ250 -			
IDEAL LAP TIME : 1:14.258		BEST LAP TIME : 1:14.361		DIFFERENCE : 0.103		
LAP	SECTOR 1	SECTOR 2	LAP TIME	MPH	DIFF	TIME OF DAY
1 -		30.337	1:37.947	44.39	23.586	16:04:54.703
2 -	46.396	30.435	1:16.831	56.59	2.470	16:06:11.534
3 -	46.328	29.989	1:16.317	56.98	1.956	16:07:27.851
4 -	45.689	29.890	1:15.579	57.53	1.218	16:08:43.430
5 -	45.048	29.990	1:15.038 (3)	57.95	0.677	16:09:58.468
6 -	45.705	29.241	1:14.946 (2)	58.02	0.585	16:11:13.414
7 -	45.017	29.344	1:14.361 (1)	58.47		16:12:27.775

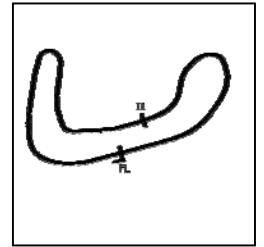
Weather / Track : Cloudy / Dry

Brands Hatch Indy
Circuit Length = 1.2079 miles
Start: 16:03 Flag 16:12 End: 16:13

BMCRC - MRO Championships 2020 - Rnd 1 @ Brands Hatch Indy

Chilton Motors 250MZs & G-Force MC Blue Haze

RACE 15 - SECTOR ANALYSIS



SECTOR 1 = FL to I1, SECTOR 2 = I1 to FL, DIFF = Difference To Personal Best Lap, P = Crossed Finish Line in Pit Lane, D = Time Disallowed

P26 64 GP Phil ELLIS			Yamaha TZ 250B -			
IDEAL LAP TIME : 58.054		BEST LAP TIME : 58.054		DIFFERENCE : 0.000		
LAP	SECTOR 1	SECTOR 2	LAP TIME	MPH	DIFF	TIME OF DAY
1 -		23.630	1:06.067	65.82	8.013	16:04:22.823
2 -	35.501	23.633	59.134 (3)	73.53	1.080	16:05:21.957
3 -	34.700	23.354	58.054 (1)	74.90		16:06:20.011
4 -	35.696	24.404	1:00.100	72.35	2.046	16:07:20.111
5 -	36.193	23.744	59.937	72.55	1.883	16:08:20.048
6 -	36.089	23.502	59.591	72.97	1.537	16:09:19.639
7 -	35.299	23.498	58.797 (2)	73.95	0.743	16:10:18.436

Weather / Track : Cloudy / Dry

Results can be found at www.tsl-timing.com

Page 7 of 7

Brands Hatch Indy
Circuit Length = 1.2079 miles
Start: 16:03 Flag 16:12 End: 16:13

Printed - 16:14 Sunday, 08 March 2020

BMCRC - MRO Championships 2020 - Rnd 1 @ Brands Hatch Indy

Chilton Motors 250MZs & G-Force MC Blue Haze

RACE 15 - BEST SECTORS

SECTOR 1			SECTOR 2			IDEAL / BEST COMPARISON						
POS	NO	NAME	TIME	NO	NAME	TIME	POS	NO	NAME	IDEAL	BEST	DIFF
									PERFECT LAP	56.864		
1	81	GRANT	34.311	53	WHITING	22.553	1	53	WHITING	57.053	57.411	0.358
2	53	WHITING	34.500	81	GRANT	23.072	2	81	GRANT	57.383	57.819	0.436
3	64	ELLIS	34.700	70	BURSCOUGH	23.311	3	64	ELLIS	58.054	58.054	0.000
4	169	HOGG	35.026	64	ELLIS	23.354	4	70	BURSCOUGH	58.374	58.374	0.000
5	70	BURSCOUGH	35.063	169	HOGG	23.553	5	169	HOGG	58.579	59.049	0.470
6	75	WOODALL	35.292	3	BARRETT	23.656	6	27	HAYWARD	59.372	59.708	0.336
7	27	HAYWARD	35.669	27	HAYWARD	23.703	7	75	WOODALL	59.521	59.521	0.000
8	85	WALES	35.716	85	WALES	24.171	8	85	WALES	59.887	1:00.140	0.253
9	60	GOUGH	36.207	60	GOUGH	24.217	9	3	BARRETT	1:00.259	1:00.259	0.000
10	3	BARRETT	36.603	75	WOODALL	24.229	10	60	GOUGH	1:00.424	1:00.809	0.385
11	69	MANN	36.826	21	THURTL	24.716	11	32	ASHMEAD	1:01.917	1:02.048	0.131
12	32	ASHMEAD	36.992	32	ASHMEAD	24.925	12	69	MANN	1:01.926	1:01.983	0.057
13	71	HICKLING	37.189	69	MANN	25.100	13	71	HICKLING	1:02.400	1:02.619	0.219
14	9	HOWLETT	38.076	71	HICKLING	25.211	14	21	THURTL	1:03.015	1:03.122	0.107
15	21	THURTL	38.299	9	HOWLETT	25.376	15	9	HOWLETT	1:03.452	1:03.452	0.000
16	41	WILLIAMS	38.629	56	TURNER	25.527	16	56	TURNER	1:04.293	1:04.498	0.205
17	56	TURNER	38.766	41	WILLIAMS	26.004	17	41	WILLIAMS	1:04.633	1:04.761	0.128
18	46	BRIGDEN	39.867	25	HADLEY	26.231	18	46	BRIGDEN	1:06.385	1:06.385	0.000
19	33	LEWIS	40.140	46	BRIGDEN	26.518	19	33	LEWIS	1:06.694	1:06.728	0.034
20	108	KEEBLE	40.173	33	LEWIS	26.554	20	25	HADLEY	1:06.712	1:06.712	0.000
21	25	HADLEY	40.481	108	KEEBLE	26.699	21	108	KEEBLE	1:06.872	1:06.943	0.071
22	38	PETTET	41.185	93	PELLS	27.409	22	38	PETTET	1:08.709	1:08.709	0.000
23	93	PELLS	41.522	38	PETTET	27.524	23	93	PELLS	1:08.931	1:09.097	0.166
24	49	MARKS	45.017	49	MARKS	29.241	24	49	MARKS	1:14.258	1:14.361	0.103
25	61	COOK	45.833	61	COOK	29.623	25	61	COOK	1:15.456	1:15.456	0.000
26							26	22	BALLERINI		57.482	
27												
28												

Weather / Track : Cloudy / Dry

Results can be found at www.tsl-timing.com

Brands Hatch Indy
 Circuit Length = 1.2079 miles
 Start: 16:03 Flag 16:12 End: 16:13

Printed - 16:14 Sunday, 08 March 2020

BMCRC - MRO Championships 2020 - Rnd 1 @ Brands Hatch Indy

Chilton Motors 250MZs & G-Force MC Blue Haze

RACE 15 - STATISTICS

Competitors Started 27
Planned Start 2020-03-08 @ 15:45:00.000
Actual Start 2020-03-08 @ 16:03:16.755
Finish Time 2020-03-08 @ 16:12:06.962
Track Length 1.2079mi.
Total Laps 218
Total Distance Covered 263.3321mi.

Session Fastest Lap History

NO	CL	NAME	LAP TIME	TIME OF DAY	LAP	VEHICLE
53	GP	Mark WHITING	58.631	16:05:18.819	2	Yamaha TZ 250
22	GP	Rik BALLERINI	58.587	16:05:19.898	2	Yamaha SPONDON TZ250
53	GP	Mark WHITING	58.422	16:06:17.244	3	Yamaha TZ 250
22	GP	Rik BALLERINI	57.831	16:06:17.729	3	Yamaha SPONDON TZ250
22	GP	Rik BALLERINI	57.482	16:10:10.782	7	Yamaha SPONDON TZ250
53	GP	Mark WHITING	57.478	16:10:10.901	7	Yamaha TZ 250
53	GP	Mark WHITING	57.411	16:12:07.107	9	Yamaha TZ 250

Session Leader History

NO	CL	NAME	FROM LAP	LAPS LED	DISTANCE	VEHICLE
53	GP	Mark WHITING	1	3	3.62 miles	Yamaha TZ 250
22	GP	Rik BALLERINI	4	6	7.24 miles	Yamaha SPONDON TZ250

Flag History

TYPE	TIME OF DAY
GREEN	16:03:16.755
FINISH	16:12:06.962

Flag Statistics

TYPE	COUNT	TOTAL LAPS	TOTAL TIME
Green	1	9	9:58.415
Red	0	0	0.000
Safety Car	0	0	0.000
FCY	0	0	0.000

BMCRC - MRO Championships 2020 - Rnd 1 @ Brands Hatch Indy

Chilton Motors 250MZs & G-Force MC Blue Haze

RACE 15 - STATISTICS

CLASS :

10 Starters

Fastest Lap History

NO	NAME	LAP TIME	TIME OF DAY	LAP	VEHICLE
85	Andrew WALES	1:01.637	16:05:38.494	2	MZ ETZ250
75	Peter WOODALL	1:01.206	16:05:38.951	2	MZ ETZ250
75	Peter WOODALL	1:01.029	16:07:41.513	4	MZ ETZ250
75	Peter WOODALL	1:00.734	16:08:42.247	5	MZ ETZ250
85	Andrew WALES	1:00.665	16:08:42.292	5	MZ ETZ250
85	Andrew WALES	1:00.140	16:10:43.664	7	MZ ETZ250
75	Peter WOODALL	59.521	16:12:44.406	9	MZ ETZ250

Leader History

NO	NAME	FROM LAP	LAPS LED	DISTANCE	VEHICLE
85	Andrew WALES	1	3	3.62 miles	MZ ETZ250
75	Peter WOODALL	4	2	2.41 miles	MZ ETZ250
85	Andrew WALES	6	3	3.62 miles	MZ ETZ250
75	Peter WOODALL	9	1	1.20 miles	MZ ETZ250

BMCRC - MRO Championships 2020 - Rnd 1 @ Brands Hatch Indy

Chilton Motors 250MZs & G-Force MC Blue Haze

RACE 15 - STATISTICS

CLASS : R

4 Starters

Fastest Lap History

NO	NAME	LAP TIME	TIME OF DAY	LAP	VEHICLE
25	Jason HADLEY	1:08.548	16:05:54.652	2	Mz ETZ250
25	Jason HADLEY	1:07.790	16:07:02.443	3	Mz ETZ250
25	Jason HADLEY	1:06.712	16:09:17.501	5	Mz ETZ250
46	Steve BRIGDEN	1:06.385	16:12:46.788	8	MZ ETZ250

Leader History

NO	NAME	FROM LAP	LAPS LED	DISTANCE	VEHICLE
25	Jason HADLEY	1	8	9.66 miles	Mz ETZ250

BMCRC - MRO Championships 2020 - Rnd 1 @ Brands Hatch Indy

Chilton Motors 250MZs & G-Force MC Blue Haze

RACE 15 - STATISTICS

CLASS : GP

7 Starters

Fastest Lap History

NO	NAME	LAP TIME	TIME OF DAY	LAP	VEHICLE
53	Mark WHITING	58.631	16:05:18.819	2	Yamaha TZ 250
22	Rik BALLERINI	58.587	16:05:19.898	2	Yamaha SPONDON TZ250
53	Mark WHITING	58.422	16:06:17.244	3	Yamaha TZ 250
22	Rik BALLERINI	57.831	16:06:17.729	3	Yamaha SPONDON TZ250
22	Rik BALLERINI	57.482	16:10:10.782	7	Yamaha SPONDON TZ250
53	Mark WHITING	57.478	16:10:10.901	7	Yamaha TZ 250
53	Mark WHITING	57.411	16:12:07.107	9	Yamaha TZ 250

Leader History

NO	NAME	FROM LAP	LAPS LED	DISTANCE	VEHICLE
53	Mark WHITING	1	3	3.62 miles	Yamaha TZ 250
22	Rik BALLERINI	4	6	7.24 miles	Yamaha SPONDON TZ250

Weather / Track : Cloudy / Dry

Results can be found at www.tsl-timing.com

Page 4 of 5

Brands Hatch Indy
Circuit Length = 1.2079 miles
Start: 16:03 Flag 16:12 End: 16:13

Printed - 16:14 Sunday, 08 March 2020

BMCRC - MRO Championships 2020 - Rnd 1 @ Brands Hatch Indy

Chilton Motors 250MZs & G-Force MC Blue Haze

RACE 15 - STATISTICS

CLASS : GPF

6 Starters

Fastest Lap History

NO	NAME	LAP TIME	TIME OF DAY	LAP	VEHICLE
81	Scott GRANT	59.097	16:05:21.163	2	Yamaha TZR250 3XV
81	Scott GRANT	58.099	16:06:19.262	3	Yamaha TZR250 3XV
81	Scott GRANT	57.819	16:10:11.754	7	Yamaha TZR250 3XV

Leader History

NO	NAME	FROM LAP	LAPS LED	DISTANCE	VEHICLE
81	Scott GRANT	1	9	10.87 miles	Yamaha TZR250 3XV

BMCRC-MRO Championships 2020



EDI asia FORMULA 400 & BMCRC JUNIOR SUPERSPORT

Brands Hatch Indy Circuit

7th / 8th March 2020



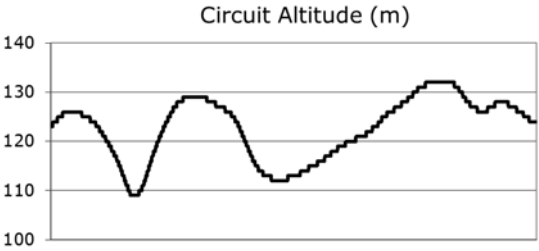
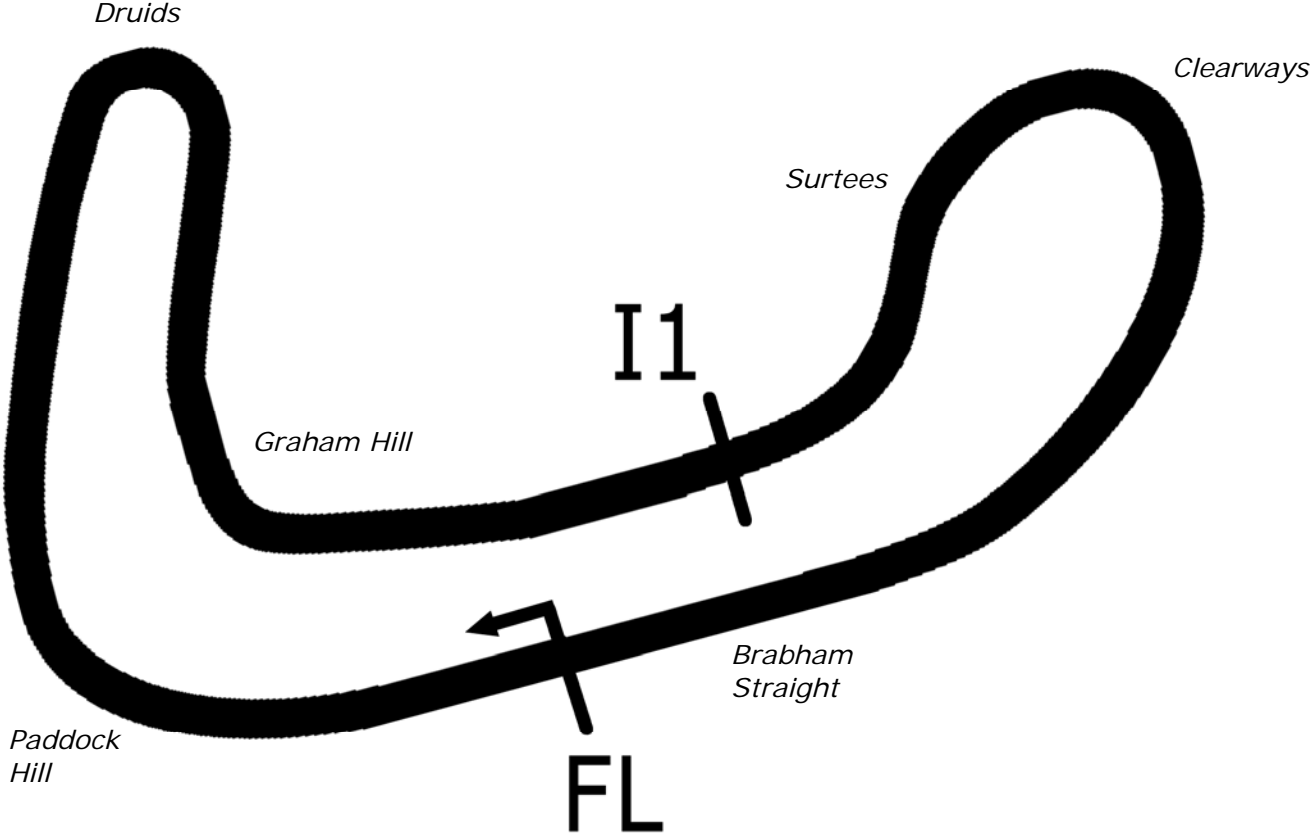
Results Provided by Timing Solutions Ltd
www.tsl-timing.com

Brands Hatch Indy



SPORTS TIMING

TIMING SOLUTIONS LTD



Length	1.2079 miles	1944.0 m	
FL		51.36032 N	0.26032 E
I1	1112m	51.35934 N	0.25955 E
Pit Entry	1669m	51.35911 N	0.25743 E
Pit Exit	26m after FL	51.36027 N	0.26078 E
Pit Entry–Pit Exit 277m, 16.6s @60kph, 12.4s @80kph			

All results available at www.tsl-timing.com

BMCRC - MRO Championships 2020 - Rnd 1 @ Brands Hatch Indy



EDlasia Formula 400 & BMCRC Junior Supersport

QUALIFYING - CLASSIFICATION

POS	NO	CL	PIC NAME	ENTRY	TIME	ON	LAPS	GAP	DIFF	MPH
1	14		1 Chris BURRAGE	Kawasaki ZXR 400 - Seton tuning	51.496	11	11			84.44
2	2		2 Andrew GILL	Kawasaki ZXR400 - The Park School. Supported by RS1	52.261	11	14	0.765	0.765	83.20
3	11		3 Dan RUTH	Yamaha FZR400RRSP - Richard Ruth	52.923	7	7	1.427	0.662	82.16
4	86		4 Mathew SCOTT	Kawasaki ZXR 400 - Dynotech Performance	53.359	12	14	1.863	0.436	81.49
5	85		5 James ROBINSON	Kawasaki ZXR400 - claire palastanga ceramics	54.005	14	14	2.509	0.646	80.52
6	69	JSPT	1 Jamie Le MASURIER	Yamaha R3 - Pipework Solutions Ltd	54.937	12	14	3.441	0.932	79.15
7	47		6 Allan CLARK	Kawasaki ZXR400 - A Clark & Sons Builders	55.672	9	13	4.176	0.735	78.11
8	157	S	1 Geoff MOOK	Yamaha TZR 250 -	55.995	7	10	4.499	0.323	77.66
9	33	S	2 Carl JOHNSTONE	Yamaha FZR400RR - EDlasia	56.384	13	13	4.888	0.389	77.12
10	191		7 James SEATH	Kawasaki ZXR400 L9 - Ovenden Earthmoving	56.514	10	13	5.018	0.130	76.94
11	52		8 Gary JARMAN	Kawasaki ZXR 400 -	56.962	6	6	5.466	0.448	76.34
12	123	JSPT	2 Joe ELLIS	Kawasaki NINJA 400 - Jp23 racing	57.286	12	13	5.790	0.324	75.91
13	90	S	3 Steve RAPA	Honda RVF400 TOOTHLESS - David Simon Tuning	57.591	13	13	6.095	0.305	75.50
14	124		9 Andy SCANLON	Kawasaki ZXR400 - Putoline, helmet city, hel, Continenta	57.819	12	12	6.323	0.228	75.21
15	351	S	4 Sam DIGBY-BAKER	Kawasaki ZXR400 -	57.898	7	13	6.402	0.079	75.10
16	20		10 Connor SWYER	Kawasaki ZXR 400 - WSC Performance & Owkay clothing	57.910	13	13	6.414	0.012	75.09
17	71	S	5 Ben BURNAL	Honda RVF 400 - Violent running syndicate	58.827	11	12	7.331	0.917	73.92
18	27	S	6 Richard HAYWARD	Yamaha TZR250 - Gforce Motorcycles/Hazel Motors	58.878	7	7	7.382	0.051	73.85
19	17	JSPT	3 Charlotte MARCUZZO	Kawasaki Ninja 300 -	59.892	9	10	8.396	1.014	72.60
20	222	S	7 Matthew EPPS	Kawasaki ZXR400 - M.E Vehicle Repairs	1:00.149	12	12	8.653	0.257	72.29
21	75	R	1 Gary FRASER	KAWASAKI ZXR 400 -	1:00.432	8	8	8.936	0.283	71.95
22	39	JSPT	4 Kim ZAREBSKI	Kawasaki NINJA 400 -	1:00.454	10	12	8.958	0.022	71.93
23	9	S	8 Karl COONEY	Kawasaki ZXR400 L5 - Ediasia	1:00.648	11	12	9.152	0.194	71.70
24	19	S/R	1 Marc BELL	Honda NC30 -	1:02.647	10	12	11.151	1.999	69.41
25	97	S/R	2 Nicholas TAIG	Honda VFR400 NC30 - Mantis Motorsports	1:02.718	5	5	11.222	0.071	69.33
26	23	R	2 David BARTLETT	Suzuki RGV250 -	1:06.299	1	1	14.803	3.581	65.59

Weather / Track : Cloudy / Dry

These results are provisional until the conclusion of any judicial and technical matters.

Brands Hatch Indy

Circuit Length = 1.2079 miles

Start: 09:35 Flag 09:48 End: 09:49

Clerk Of Course :	Steward :	Timekeeper :
-------------------	-----------	--------------

Results can be found at www.tsl-timing.com

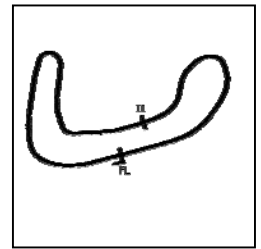
Printed - 09:49 Saturday, 07 March 2020



BMCRC - MRO Championships 2020 - Rnd 1 @ Brands Hatch Indy

EDlasia Formula 400 & BMCRC Junior Supersport

QUALIFYING - SECTOR ANALYSIS



SECTOR 1 = FL to I1, SECTOR 2 = I1 to FL, DIFF = Difference To Personal Best Lap, P = Crossed Finish Line in Pit Lane, D = Time Disallowed

P1 14		Chris BURRAGE		Kawasaki ZXR 400 - Seton tuning			
IDEAL LAP TIME : 51.356		BEST LAP TIME : 51.496		DIFFERENCE : 0.140			
LAP	SECTOR 1	SECTOR 2	LAP TIME	MPH	DIFF	TIME OF DAY	
1 -	37.875	23.667	1:01.542	70.66	10.046	09:36:42.137	
2 -	33.987	21.656	55.643	78.15	4.147	09:37:37.780	
3 -	32.377	21.149	53.526	81.24	2.030	09:38:31.306	
4 -	32.373	21.283	53.656	81.04	2.160	09:39:24.962	
5 -	31.985	21.381	53.366	81.48	1.870	09:40:18.328	
6 -	31.906	20.926	52.832	82.31	1.336	09:41:11.160	
7 -	32.463	20.861	53.324	81.55	1.828	09:42:04.484	
8 -	32.115	20.847	52.962	82.10	1.466	09:42:57.446	
9 -	31.232	20.447	51.679 (3)	84.14	0.183	09:43:49.125	
10 -	30.934	20.611	51.545 (2)	84.36	0.049	09:44:40.670	
11 -	30.909	20.587	51.496 (1)	84.44		09:45:32.166	

P2 2		Andrew GILL		Kawasaki ZXR400 - The Park School. Supported by RST Leatl			
IDEAL LAP TIME : 52.261		BEST LAP TIME : 52.261		DIFFERENCE : 0.000			
LAP	SECTOR 1	SECTOR 2	LAP TIME	MPH	DIFF	TIME OF DAY	
1 -	34.569	22.287	56.856	76.48	4.595	09:36:46.455	
2 -	32.646	21.657	54.303	80.08	2.042	09:37:40.758	
3 -	31.949	21.346	53.295	81.59	1.034	09:38:34.053	
4 -	31.812	21.873	53.685	81.00	1.424	09:39:27.738	
5 -	31.507	22.501	54.008	80.51	1.747	09:40:21.746	
6 -	31.824	21.286	53.110	81.87	0.849	09:41:14.856	
7 -	31.638	22.042	53.680	81.00	1.419	09:42:08.536	
8 -	31.589	21.114	52.703	82.51	0.442	09:43:01.239	
9 -	31.668	21.062	52.730	82.46	0.469	09:43:53.969	
10 -	31.955	21.092	53.047	81.97	0.786	09:44:47.016	
11 -	31.201	21.060	52.261 (1)	83.20		09:45:39.277	
12 -	31.241	21.127	52.368 (2)	83.03	0.107	09:46:31.645	
13 -	31.281	21.143	52.424 (3)	82.95	0.163	09:47:24.069	
14 -	31.739	21.502	53.241	81.67	0.980	09:48:17.310	

P3 11		Dan RUTH		Yamaha FZR400RRSP - Richard Ruth			
IDEAL LAP TIME : 52.923		BEST LAP TIME : 52.923		DIFFERENCE : 0.000			
LAP	SECTOR 1	SECTOR 2	LAP TIME	MPH	DIFF	TIME OF DAY	
1 -	35.470	23.346	58.816	73.93	5.893	09:36:42.202	
2 -	34.096	21.817	55.913	77.77	2.990	09:37:38.115	
3 -	33.001	21.721	54.722	79.46	1.799	09:38:32.837	
4 -	32.530	21.424	53.954 (2)	80.59	1.031	09:39:26.791	
5 -	32.242	22.375	54.617 (3)	79.61	1.694	09:40:21.408	
6 -	33.093	21.745	54.838	79.29	1.915	09:41:16.246	
7 -	31.718	21.205	52.923 (1)	82.16		09:42:09.169	

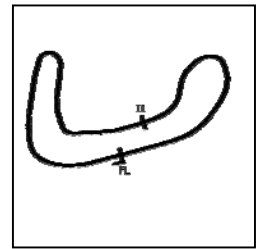
Weather / Track : Cloudy / Dry

Brands Hatch Indy
Circuit Length = 1.2079 miles
Start: 09:35 Flag 09:48 End: 09:49

BMCR - MRO Championships 2020 - Rnd 1 @ Brands Hatch Indy

EDlasia Formula 400 & BMCR Junior Supersport

QUALIFYING - SECTOR ANALYSIS



SECTOR 1 = FL to I1, SECTOR 2 = I1 to FL, DIFF = Difference To Personal Best Lap, P = Crossed Finish Line in Pit Lane, D = Time Disallowed

P4 86 Mathew SCOTT		Kawasaki ZXR 400 - Dynotech Performance				
IDEAL LAP TIME : 53.249		BEST LAP TIME : 53.359		DIFFERENCE : 0.110		
LAP	SECTOR 1	SECTOR 2	LAP TIME	MPH	DIFF	TIME OF DAY
1 -	36.753	24.197	1:00.950	71.34	7.591	09:36:59.901
2 -	33.484	22.157	55.641	78.15	2.282	09:37:55.542
3 -	33.172	21.642	54.814	79.33	1.455	09:38:50.356
4 -	32.410	21.387	53.797	80.83	0.438	09:39:44.153
5 -	32.374	21.372	53.746 (2)	80.91	0.387	09:40:37.899
6 -	32.136	21.632	53.768 (3)	80.87	0.409	09:41:31.667
7 -	32.972	22.274	55.246	78.71	1.887	09:42:26.913
8 -	32.713	21.130	53.843	80.76	0.484	09:43:20.756
9 -	32.858	21.237	54.095	80.38	0.736	09:44:14.851
10 -	33.653	22.045	55.698	78.07	2.339	09:45:10.549
11 -	35.515	22.652	58.167	74.76	4.808	09:46:08.716
12 -	32.246	21.113	53.359 (1)	81.49		09:47:02.075
13 -	32.991	22.349	55.340	78.57	1.981	09:47:57.415
14 -	33.176	21.407	54.583	79.66	1.224	09:48:51.998

P5 85 James ROBINSON		Kawasaki ZXR400 - claire palastanga ceramics				
IDEAL LAP TIME : 53.757		BEST LAP TIME : 54.005		DIFFERENCE : 0.248		
LAP	SECTOR 1	SECTOR 2	LAP TIME	MPH	DIFF	TIME OF DAY
1 -	34.998	22.444	57.442	75.70	3.437	09:36:47.262
2 -	33.165	22.265	55.430	78.45	1.425	09:37:42.692
3 -	33.091	21.835	54.926	79.17	0.921	09:38:37.618
4 -	32.822	21.923	54.745	79.43	0.740	09:39:32.363
5 -	33.121	22.767	55.888	77.80	1.883	09:40:28.251
6 -	33.145	22.098	55.243	78.71	1.238	09:41:23.494
7 -	33.078	21.878	54.956	79.12	0.951	09:42:18.450
8 -	33.140	22.128	55.268	78.68	1.263	09:43:13.718
9 -	32.640	22.307	54.947	79.14	0.942	09:44:08.665
10 -	32.499	21.843	54.342 (3)	80.02	0.337	09:45:03.007
11 -	32.784	21.934	54.718	79.47	0.713	09:45:57.725
12 -	32.886	22.102	54.988	79.08	0.983	09:46:52.713
13 -	32.585	21.593	54.178 (2)	80.26	0.173	09:47:46.891
14 -	32.164	21.841	54.005 (1)	80.52		09:48:40.896

P6 69 JSPT Jamie Le MASURIER		Yamaha R3 - Pipework Solutions Ltd				
IDEAL LAP TIME : 54.777		BEST LAP TIME : 54.937		DIFFERENCE : 0.160		
LAP	SECTOR 1	SECTOR 2	LAP TIME	MPH	DIFF	TIME OF DAY
1 -	37.013	24.142	1:01.155	71.10	6.218	09:36:43.438
2 -	33.798	22.944	56.742	76.63	1.805	09:37:40.180
3 -	33.355	22.575	55.930	77.75	0.993	09:38:36.110
4 -	32.906	22.757	55.663	78.12	0.726	09:39:31.773
5 -	33.544	23.470	57.014	76.27	2.077	09:40:28.787
6 -	33.670	22.737	56.407	77.09	1.470	09:41:25.194
7 -	35.110	23.225	58.335	74.54	3.398	09:42:23.529
8 -	32.917	22.246	55.163 (2)	78.83	0.226	09:43:18.692
9 -	32.900	22.539	55.439 (3)	78.43	0.502	09:44:14.131
10 -	32.726	22.884	55.610	78.19	0.673	09:45:09.741
11 -	33.291	22.310	55.601	78.21	0.664	09:46:05.342
12 -	32.886	22.051	54.937 (1)	79.15		09:47:00.279
13 -	34.991	23.050	58.041	74.92	3.104	09:47:58.320
14 -	33.404	22.303	55.707	78.06	0.770	09:48:54.027

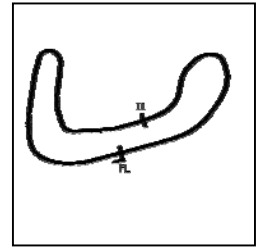
Weather / Track : Cloudy / Dry

Brands Hatch Indy
Circuit Length = 1.2079 miles
Start: 09:35 Flag 09:48 End: 09:49

BMCR - MRO Championships 2020 - Rnd 1 @ Brands Hatch Indy

EDlasia Formula 400 & BMCR Junior Supersport

QUALIFYING - SECTOR ANALYSIS



SECTOR 1 = FL to I1, SECTOR 2 = I1 to FL, DIFF = Difference To Personal Best Lap, P = Crossed Finish Line in Pit Lane, D = Time Disallowed

P7 47 Allan CLARK		Kawasaki ZXR400 - A Clark & Sons Builders				
IDEAL LAP TIME : 55.472		BEST LAP TIME : 55.672		DIFFERENCE : 0.200		
LAP	SECTOR 1	SECTOR 2	LAP TIME	MPH	DIFF	TIME OF DAY
1 -	40.783	25.499	1:06.282	65.60	10.610	09:37:24.811
2 -	37.641	24.305	1:01.946	70.19	6.274	09:38:26.757
3 -	36.135	23.522	59.657	72.89	3.985	09:39:26.414
4 -	34.705	22.971	57.676	75.39	2.004	09:40:24.090
5 -	35.305	23.551	58.856	73.88	3.184	09:41:22.946
6 -	34.340	22.499	56.839	76.50	1.167	09:42:19.785
7 -	34.215	22.673	56.888	76.44	1.216	09:43:16.673
8 -	34.095	23.710	57.805	75.22	2.133	09:44:14.478
9 -	33.187	22.485	55.672 (1)	78.11		09:45:10.150
10 -	33.627	22.285	55.912 (2)	77.77	0.240	09:46:06.062
11 -	33.515	22.558	56.073 (3)	77.55	0.401	09:47:02.135
12 -	34.125	22.373	56.498	76.96	0.826	09:47:58.633
13 -	34.099	22.339	56.438	77.05	0.766	09:48:55.071

P8 157 S Geoff MOOK		Yamaha TZR 250 -				
IDEAL LAP TIME : 55.995		BEST LAP TIME : 55.995		DIFFERENCE : 0.000		
LAP	SECTOR 1	SECTOR 2	LAP TIME	MPH	DIFF	TIME OF DAY
1 -	39.408	24.073	1:03.481	68.50	7.486	09:37:13.763
2 -	37.350	24.173	1:01.523	70.68	5.528	09:38:15.286
3 -	37.606	23.566	1:01.172	71.08	5.177	09:39:16.458
4 -	35.283	22.838	58.121	74.81	2.126	09:40:14.579
5 -	34.319	22.612	56.931 (3)	76.38	0.936	09:41:11.510
6 -	34.637	22.964	57.601	75.49	1.606	09:42:09.111
7 -	33.723	22.272	55.995 (1)	77.66		09:43:05.106
8 -	34.446	23.306	57.752	75.29	1.757	09:44:02.858
9 -	34.473	22.611	57.084	76.17	1.089	09:44:59.942
10 -	33.756	22.440	56.196 (2)	77.38	0.201	09:45:56.138

P9 33 S Carl JOHNSTONE		Yamaha FZR400RR - EDlasia				
IDEAL LAP TIME : 56.384		BEST LAP TIME : 56.384		DIFFERENCE : 0.000		
LAP	SECTOR 1	SECTOR 2	LAP TIME	MPH	DIFF	TIME OF DAY
1 -	39.493	24.306	1:03.799	68.16	7.415	09:37:14.329
2 -	37.230	24.008	1:01.238	71.01	4.854	09:38:15.567
3 -	37.760	23.513	1:01.273	70.97	4.889	09:39:16.840
4 -	36.341	23.418	59.759	72.76	3.375	09:40:16.599
5 -	34.881	22.540	57.421	75.73	1.037	09:41:14.020
6 -	34.957	22.766	57.723	75.33	1.339	09:42:11.743
7 -	35.211	23.035	58.246	74.65	1.862	09:43:09.989
8 -	35.548	22.686	58.234	74.67	1.850	09:44:08.223
9 -	34.592	22.691	57.283 (3)	75.91	0.899	09:45:05.506
10 -	34.045	22.413	56.458 (2)	77.02	0.074	09:46:01.964
11 -	34.531	22.957	57.488	75.64	1.104	09:46:59.452
12 -	34.885	22.544	57.429	75.72	1.045	09:47:56.881
13 -	33.997	22.387	56.384 (1)	77.12		09:48:53.265

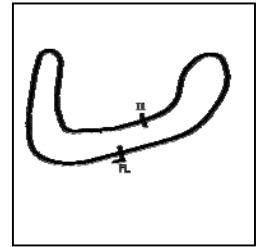
Weather / Track : Cloudy / Dry

Brands Hatch Indy
Circuit Length = 1.2079 miles
Start: 09:35 Flag 09:48 End: 09:49

BMCRC - MRO Championships 2020 - Rnd 1 @ Brands Hatch Indy

EDlasia Formula 400 & BMCRC Junior Supersport

QUALIFYING - SECTOR ANALYSIS



SECTOR 1 = FL to I1, SECTOR 2 = I1 to FL, DIFF = Difference To Personal Best Lap, P = Crossed Finish Line in Pit Lane, D = Time Disallowed

P10 191		James SEATH		Kawasaki ZXR400 L9 - Ovenden Earthmoving			
IDEAL LAP TIME : 56.435		BEST LAP TIME : 56.514		DIFFERENCE : 0.079			
LAP	SECTOR 1	SECTOR 2	LAP TIME	MPH	DIFF	TIME OF DAY	
1 -	37.305	23.836	1:01.141	71.12	4.627	09:36:51.475	
2 -	35.403	23.173	58.576	74.23	2.062	09:37:50.051	
3 -	34.391	22.583	56.974 (3)	76.32	0.460	09:38:47.025	
4 -	34.386	22.653	57.039	76.23	0.525	09:39:44.064	
5 -	34.330	22.646	56.976	76.32	0.462	09:40:41.040	
6 -	34.523	22.729	57.252	75.95	0.738	09:41:38.292	
7 -	34.205	22.920	57.125	76.12	0.611	09:42:35.417	
8 -	34.225	22.767	56.992	76.30	0.478	09:43:32.409	
9 -	34.163	23.548	57.711	75.35	1.197	09:44:30.120	
10 -	33.852	22.662	56.514 (1)	76.94		09:45:26.634	
11 -	34.200	22.698	56.898 (2)	76.42	0.384	09:46:23.532	
12 -	33.858	23.688	57.546	75.56	1.032	09:47:21.078	
13 -	34.245	22.818	57.063	76.20	0.549	09:48:18.141	

P11 52		Gary JARMAN		Kawasaki ZXR 400 -			
IDEAL LAP TIME : 56.962		BEST LAP TIME : 56.962		DIFFERENCE : 0.000			
LAP	SECTOR 1	SECTOR 2	LAP TIME	MPH	DIFF	TIME OF DAY	
1 -	36.476	24.096	1:00.572	71.79	3.610	09:36:44.669	
2 -	35.014	22.790	57.804	75.23	0.842	09:37:42.473	
3 -	34.831	23.018	57.849	75.17	0.887	09:38:40.322	
4 -	34.234	22.974	57.208 (3)	76.01	0.246	09:39:37.530	
5 -	34.300	22.838	57.138 (2)	76.10	0.176	09:40:34.668	
6 -	34.207	22.755	56.962 (1)	76.34		09:41:31.630	

P12 123 JSPT		Joe ELLIS		Kawasaki NINJA 400 - Jp23 racing			
IDEAL LAP TIME : 57.243		BEST LAP TIME : 57.286		DIFFERENCE : 0.043			
LAP	SECTOR 1	SECTOR 2	LAP TIME	MPH	DIFF	TIME OF DAY	
1 -	41.516	26.278	1:07.794	64.14	10.508	09:37:01.245	
2 -	37.738	25.142	1:02.880	69.15	5.594	09:38:04.125	
3 -	37.593	23.764	1:01.357	70.87	4.071	09:39:05.482	
4 -	36.269	23.761	1:00.030	72.44	2.744	09:40:05.512	
5 -	36.549	23.738	1:00.287	72.13	3.001	09:41:05.799	
6 -	35.906	23.329	59.235	73.41	1.949	09:42:05.034	
7 -	35.641	23.257	58.898	73.83	1.612	09:43:03.932	
8 -	35.109	23.063	58.172	74.75	0.886	09:44:02.104	
9 -	35.073	22.826	57.899 (3)	75.10	0.613	09:45:00.003	
10 -	35.316	22.723	58.039	74.92	0.753	09:45:58.042	
11 -	35.449	23.140	58.589	74.22	1.303	09:46:56.631	
12 -	34.520	22.766	57.286 (1)	75.91		09:47:53.917	
13 -	34.771	22.822	57.593 (2)	75.50	0.307	09:48:51.510	

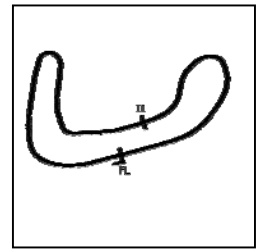
Weather / Track : Cloudy / Dry

Brands Hatch Indy
Circuit Length = 1.2079 miles
Start: 09:35 Flag 09:48 End: 09:49

BMCRC - MRO Championships 2020 - Rnd 1 @ Brands Hatch Indy

EDlasia Formula 400 & BMCRC Junior Supersport

QUALIFYING - SECTOR ANALYSIS



SECTOR 1 = FL to I1, SECTOR 2 = I1 to FL, DIFF = Difference To Personal Best Lap, P = Crossed Finish Line in Pit Lane, D = Time Disallowed

P13 90 S		Steve RAPA		Honda RVF400 TOOTHLESS - David Simon Tuning			
IDEAL LAP TIME : 57.292		BEST LAP TIME : 57.591		DIFFERENCE : 0.299			
LAP	SECTOR 1	SECTOR 2	LAP TIME	MPH	DIFF	TIME OF DAY	
1 -	38.413	24.912	1:03.325	68.67	5.734	09:37:01.876	
2 -	36.755	24.371	1:01.126	71.14	3.535	09:38:03.002	
3 -	36.258	23.622	59.880	72.62	2.289	09:39:02.882	
4 -	36.917	23.515	1:00.432	71.95	2.841	09:40:03.314	
5 -	35.698	23.478	59.176	73.48	1.585	09:41:02.490	
6 -	35.536	23.429	58.965	73.74	1.374	09:42:01.455	
7 -	35.348	22.720	58.068 (3)	74.88	0.477	09:42:59.523	
8 -	35.503	22.932	58.435	74.41	0.844	09:43:57.958	
9 -	35.111	23.113	58.224	74.68	0.633	09:44:56.182	
10 -	35.196	23.834	59.030	73.66	1.439	09:45:55.212	
11 -	34.638	23.642	58.280	74.61	0.689	09:46:53.492	
12 -	34.682	23.211	57.893 (2)	75.11	0.302	09:47:51.385	
13 -	34.572	23.019	57.591 (1)	75.50		09:48:48.976	

P14 124		Andy SCANLON		Kawasaki ZXR400 - Putoline, helmet city, hel, Continental			
IDEAL LAP TIME : 57.819		BEST LAP TIME : 57.819		DIFFERENCE : 0.000			
LAP	SECTOR 1	SECTOR 2	LAP TIME	MPH	DIFF	TIME OF DAY	
1 -	42.684	26.144	1:08.828	63.18	11.009	09:37:22.472	
2 -	39.436	24.756	1:04.192	67.74	6.373	09:38:26.664	
3 -	37.969	23.807	1:01.776	70.39	3.957	09:39:28.440	
4 -	36.662	24.103	1:00.765	71.56	2.946	09:40:29.205	
5 -	36.565	24.290	1:00.855	71.45	3.036	09:41:30.060	
6 -	36.850	23.985	1:00.835	71.48	3.016	09:42:30.895	
7 -	36.171	23.349	59.520	73.06	1.701	09:43:30.415	
8 -	35.796	23.773	59.569	73.00	1.750	09:44:29.984	
9 -	34.877	23.053	57.930 (2)	75.06	0.111	09:45:27.914	
10 -	34.876	23.172	58.048 (3)	74.91	0.229	09:46:25.962	
11 -	35.312	23.301	58.613	74.19	0.794	09:47:24.575	
12 -	34.771	23.048	57.819 (1)	75.21		09:48:22.394	

P15 351 S		Sam DIGBY-BAKER		Kawasaki ZXR400 -			
IDEAL LAP TIME : 57.606		BEST LAP TIME : 57.898		DIFFERENCE : 0.292			
LAP	SECTOR 1	SECTOR 2	LAP TIME	MPH	DIFF	TIME OF DAY	
1 -	37.661	25.462	1:03.123	68.89	5.225	09:37:09.143	
2 -	36.506	23.962	1:00.468	71.91	2.570	09:38:09.611	
3 -	35.652	23.659	59.311	73.31	1.413	09:39:08.922	
4 -	36.093	23.784	59.877	72.62	1.979	09:40:08.799	
5 -	35.818	23.985	59.803	72.71	1.905	09:41:08.602	
6 -	35.198	22.872	58.070 (3)	74.88	0.172	09:42:06.672	
7 -	34.754	23.144	57.898 (1)	75.10		09:43:04.570	
8 -	34.734	23.308	58.042 (2)	74.92	0.144	09:44:02.612	
9 -	35.377	23.440	58.817	73.93	0.919	09:45:01.429	
10 -	35.545	23.372	58.917	73.80	1.019	09:46:00.346	
11 -	35.793	23.374	59.167	73.49	1.269	09:46:59.513	
12 -	35.286	23.017	58.303	74.58	0.405	09:47:57.816	
13 -	34.961	23.187	58.148	74.78	0.250	09:48:55.964	

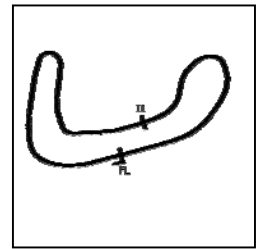
Weather / Track : Cloudy / Dry

Brands Hatch Indy
 Circuit Length = 1.2079 miles
 Start: 09:35 Flag 09:48 End: 09:49

BMCRC - MRO Championships 2020 - Rnd 1 @ Brands Hatch Indy

EDlasia Formula 400 & BMCRC Junior Supersport

QUALIFYING - SECTOR ANALYSIS



SECTOR 1 = FL to I1, SECTOR 2 = I1 to FL, DIFF = Difference To Personal Best Lap, P = Crossed Finish Line in Pit Lane, D = Time Disallowed

P16 20		Connor SWYER		Kawasaki ZXR 400 - WSC Performace & Owkay clothing			
IDEAL LAP TIME : 57.838		BEST LAP TIME : 57.910		DIFFERENCE : 0.072			
LAP	SECTOR 1	SECTOR 2	LAP TIME	MPH	DIFF	TIME OF DAY	
1 -	38.824	24.628	1:03.452	68.53	5.542	09:36:54.165	
2 -	37.452	24.642	1:02.094	70.03	4.184	09:37:56.259	
3 -	36.031	24.509	1:00.540	71.83	2.630	09:38:56.799	
4 -	36.171	23.531	59.702	72.83	1.792	09:39:56.501	
5 -	35.486	23.505	58.991	73.71	1.081	09:40:55.492	
6 -	35.187	23.582	58.769	73.99	0.859	09:41:54.261	
7 -	35.416	24.033	59.449	73.14	1.539	09:42:53.710	
8 -	35.591	23.151	58.742	74.02	0.832	09:43:52.452	
9 -	35.534	23.223	58.757	74.00	0.847	09:44:51.209	
10 -	34.951	23.156	58.107 (2)	74.83	0.197	09:45:49.316	
11 -	35.230	23.317	58.547 (3)	74.27	0.637	09:46:47.863	
12 -	35.276	23.547	58.823	73.92	0.913	09:47:46.686	
13 -	34.687	23.223	57.910 (1)	75.09		09:48:44.596	

P17 71 S		Ben BURNAL		Honda RVF 400 - Violent running syndicate			
IDEAL LAP TIME : 58.626		BEST LAP TIME : 58.827		DIFFERENCE : 0.201			
LAP	SECTOR 1	SECTOR 2	LAP TIME	MPH	DIFF	TIME OF DAY	
1 -	39.584	25.356	1:04.940	66.96	6.113	09:37:03.074	
2 -	38.431	24.677	1:03.108	68.90	4.281	09:38:06.182	
3 -	37.472	24.183	1:01.655	70.53	2.828	09:39:07.837	
4 -	36.611	24.166	1:00.777	71.55	1.950	09:40:08.614	
5 -	37.117	23.968	1:01.085	71.18	2.258	09:41:09.699	
6 -	36.833	23.908	1:00.741	71.59	1.914	09:42:10.440	
7 -	36.223	23.657	59.880	72.62	1.053	09:43:10.320	
8 -	36.157	23.580	59.737 (3)	72.79	0.910	09:44:10.057	
9 -	35.960	23.956	59.916	72.57	1.089	09:45:09.973	
10 -	36.290	23.385	59.675 (2)	72.87	0.848	09:46:09.648	
11 -	35.241	23.586	58.827 (1)	73.92		09:47:08.475	
12 -	36.013	23.899	59.912	72.58	1.085	09:48:08.387	

P18 27 S		Richard HAYWARD		Yamaha TZR250 - Gforce Motorcycles/Hazel Motors			
IDEAL LAP TIME : 58.878		BEST LAP TIME : 58.878		DIFFERENCE : 0.000			
LAP	SECTOR 1	SECTOR 2	LAP TIME	MPH	DIFF	TIME OF DAY	
1 -	40.095	25.315	1:05.410	66.48	6.532	09:37:03.989	
2 -	38.081	24.383	1:02.464	69.61	3.586	09:38:06.453	
3 -	37.561	24.311	1:01.872	70.28	2.994	09:39:08.325	
4 -	36.426	24.215	1:00.641	71.71	1.763	09:40:08.966	
5 -	35.954	24.000	59.954 (2)	72.53	1.076	09:41:08.920	
6 -	35.910	24.097	1:00.007 (3)	72.46	1.129	09:42:08.927	
7 -	35.555	23.323	58.878 (1)	73.85		09:43:07.805	

P19 17 JSPT		Charlotte MARCUZZO		Kawasaki Ninja 300 -			
IDEAL LAP TIME : 59.702		BEST LAP TIME : 59.892		DIFFERENCE : 0.190			
LAP	SECTOR 1	SECTOR 2	LAP TIME	MPH	DIFF	TIME OF DAY	
1 -	41.351	26.504	1:07.855	64.08	7.963	09:37:01.792	
2 -	38.150	24.951	1:03.101	68.91	3.209	09:38:04.893	
3 -	37.400	24.570	1:01.970	70.17	2.078	09:39:06.863	
4 -	36.656	24.500	1:01.156	71.10	1.264	09:40:08.019	
5 -	36.484	24.391	1:00.875	71.43	0.983	09:41:08.894	
6 -	36.620	24.141	1:00.761	71.56	0.869	09:42:09.655	
7 -	36.113	23.984	1:00.097 (3)	72.35	0.205	09:43:09.752	
8 -	36.019	23.926	59.945 (2)	72.54	0.053	09:44:09.697	
9 -	35.776	24.116	59.892 (1)	72.60		09:45:09.589	
10 -	36.201	24.013	1:00.214	72.21	0.322	09:46:09.803	

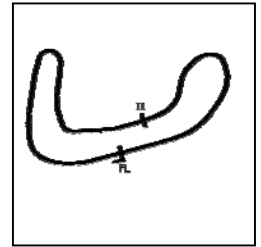
Weather / Track : Cloudy / Dry

Brands Hatch Indy
Circuit Length = 1.2079 miles
Start: 09:35 Flag 09:48 End: 09:49

BMCRC - MRO Championships 2020 - Rnd 1 @ Brands Hatch Indy

EDlasia Formula 400 & BMCRC Junior Supersport

QUALIFYING - SECTOR ANALYSIS



SECTOR 1 = FL to I1, SECTOR 2 = I1 to FL, DIFF = Difference To Personal Best Lap, P = Crossed Finish Line in Pit Lane, D = Time Disallowed

P20 222 S		Matthew EPPS		Kawasaki ZXR400 - M.E Vehicle Repairs			
IDEAL LAP TIME : 59.943		BEST LAP TIME : 1:00.149		DIFFERENCE : 0.206			
LAP	SECTOR 1	SECTOR 2	LAP TIME	MPH	DIFF	TIME OF DAY	
1 -	39.739	25.803	1:05.542	66.34	5.393	09:37:13.243	
2 -	37.546	24.056	1:01.602	70.59	1.453	09:38:14.845	
3 -	37.253	23.947	1:01.200	71.05	1.051	09:39:16.045	
4 -	36.787	23.671	1:00.458 (3)	71.92	0.309	09:40:16.503	
5 -	36.771	23.504	1:00.275 (2)	72.14	0.126	09:41:16.778	
6 -	36.678	23.918	1:00.596	71.76	0.447	09:42:17.374	
7 -	36.751	24.113	1:00.864	71.44	0.715	09:43:18.238	
8 -	36.991	23.750	1:00.741	71.59	0.592	09:44:18.979	
9 -	36.899	24.058	1:00.957	71.33	0.808	09:45:19.936	
10 -	36.768	23.815	1:00.583	71.77	0.434	09:46:20.519	
11 -	36.607	23.925	1:00.532	71.83	0.383	09:47:21.051	
12 -	36.439	23.710	1:00.149 (1)	72.29		09:48:21.200	

P21 75 R		Gary FRASER		KAWASAKI ZXR 400 -			
IDEAL LAP TIME : 1:00.220		BEST LAP TIME : 1:00.432		DIFFERENCE : 0.212			
LAP	SECTOR 1	SECTOR 2	LAP TIME	MPH	DIFF	TIME OF DAY	
1 -	39.039	25.895	1:04.934	66.96	4.502	09:37:16.120	
2 -	37.645	25.048	1:02.693	69.36	2.261	09:38:18.813	
3 -	37.752	24.354	1:02.106	70.01	1.674	09:39:20.919	
4 -	37.142	24.346	1:01.488	70.72	1.056	09:40:22.407	
5 -	36.208	24.315	1:00.523 (3)	71.85	0.091	09:41:22.930	
6 -	36.823	24.379	1:01.202	71.05	0.770	09:42:24.132	
7 -	36.485	24.012	1:00.497 (2)	71.88	0.065	09:43:24.629	
8 -	36.358	24.074	1:00.432 (1)	71.95		09:44:25.061	

P22 39 JSPT		Kim ZAREBSKI		Kawasaki NINJA 400 -			
IDEAL LAP TIME : 1:00.298		BEST LAP TIME : 1:00.454		DIFFERENCE : 0.156			
LAP	SECTOR 1	SECTOR 2	LAP TIME	MPH	DIFF	TIME OF DAY	
1 -	43.448	26.507	1:09.955	62.16	9.501	09:37:02.644	
2 -	41.732	26.046	1:07.778	64.15	7.324	09:38:10.422	
3 -	40.062	25.473	1:05.535	66.35	5.081	09:39:15.957	
4 -	39.347	25.105	1:04.452	67.47	3.998	09:40:20.409	
5 -	37.843	24.619	1:02.462	69.61	2.008	09:41:22.871	
6 -	39.314	24.788	1:04.102	67.83	3.648	09:42:26.973	
7 -	37.961	24.429	1:02.390	69.70	1.936	09:43:29.363	
8 -	37.505	23.911	1:01.416	70.80	0.962	09:44:30.779	
9 -	36.883	24.399	1:01.282	70.96	0.828	09:45:32.061	
10 -	36.387	24.067	1:00.454 (1)	71.93		09:46:32.515	
11 -	36.722	24.023	1:00.745 (2)	71.58	0.291	09:47:33.260	
12 -	36.527	24.380	1:00.907 (3)	71.39	0.453	09:48:34.167	

P23 9 S		Karl COONEY		Kawasaki ZXR400 L5 - Ediasia			
IDEAL LAP TIME : 1:00.500		BEST LAP TIME : 1:00.648		DIFFERENCE : 0.148			
LAP	SECTOR 1	SECTOR 2	LAP TIME	MPH	DIFF	TIME OF DAY	
1 -	41.639	25.205	1:06.844	65.05	6.196	09:37:14.946	
2 -	38.657	25.084	1:03.741	68.22	3.093	09:38:18.687	
3 -	37.630	24.364	1:01.994	70.14	1.346	09:39:20.681	
4 -	37.849	24.838	1:02.687	69.37	2.039	09:40:23.368	
5 -	37.302	25.276	1:02.578	69.49	1.930	09:41:25.946	
6 -	38.243	24.290	1:02.533	69.54	1.885	09:42:28.479	
7 -	36.994	23.808	1:00.802 (2)	71.52	0.154	09:43:29.281	
8 -	36.724	24.204	1:00.928	71.37	0.280	09:44:30.209	
9 -	36.725	24.326	1:01.051	71.22	0.403	09:45:31.260	
10 -	36.790	24.060	1:00.850 (3)	71.46	0.202	09:46:32.110	
11 -	36.692	23.956	1:00.648 (1)	71.70		09:47:32.758	
12 -	36.786	24.075	1:00.861	71.45	0.213	09:48:33.619	

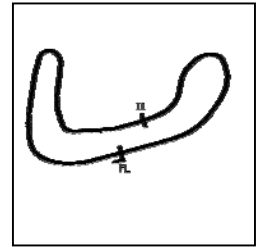
Weather / Track : Cloudy / Dry

Brands Hatch Indy
Circuit Length = 1.2079 miles
Start: 09:35 Flag 09:48 End: 09:49

BMCRC - MRO Championships 2020 - Rnd 1 @ Brands Hatch Indy

EDlasia Formula 400 & BMCRC Junior Supersport

QUALIFYING - SECTOR ANALYSIS



SECTOR 1 = FL to I1, SECTOR 2 = I1 to FL, DIFF = Difference To Personal Best Lap, P = Crossed Finish Line in Pit Lane, D = Time Disallowed

P24 19 S/R Marc BELL			Honda NC30 -			
IDEAL LAP TIME : 1:02.199		BEST LAP TIME : 1:02.647		DIFFERENCE : 0.448		
LAP	SECTOR 1	SECTOR 2	LAP TIME	MPH	DIFF	TIME OF DAY
1 -	42.936	26.834	1:09.770	62.32	7.123	09:37:20.574
2 -	40.006	26.309	1:06.315	65.57	3.668	09:38:26.889
3 -	40.469	25.569	1:06.038	65.85	3.391	09:39:32.927
4 -	39.433	25.714	1:05.147	66.75	2.500	09:40:38.074
5 -	39.264	25.301	1:04.565	67.35	1.918	09:41:42.639
6 -	38.667	25.418	1:04.085	67.85	1.438	09:42:46.724
7 -	38.513	24.869	1:03.382	68.60	0.735	09:43:50.106
8 -	38.703	24.476	1:03.179	68.82	0.532	09:44:53.285
9 -	37.766	24.994	1:02.760 (3)	69.28	0.113	09:45:56.045
10 -	37.723	24.924	1:02.647 (1)	69.41		09:46:58.692
11 -	38.205	25.340	1:03.545	68.43	0.898	09:48:02.237
12 -	37.937	24.822	1:02.759 (2)	69.29	0.112	09:49:04.996

P25 97 S/R Nicholas TAIG			Honda VFR400 NC30 - Mantis Motorsports			
IDEAL LAP TIME : 1:02.589		BEST LAP TIME : 1:02.718		DIFFERENCE : 0.129		
LAP	SECTOR 1	SECTOR 2	LAP TIME	MPH	DIFF	TIME OF DAY
1 -	41.861	26.370	1:08.231	63.73	5.513	09:37:09.861
2 -	38.973	25.705	1:04.678	67.23	1.960	09:38:14.539
3 -	38.859	25.163	1:04.022 (3)	67.92	1.304	09:39:18.561
4 -	37.984	24.901	1:02.885 (2)	69.15	0.167	09:40:21.446
5 -	38.113	24.605	1:02.718 (1)	69.33		09:41:24.164

P26 23 R David BARTLETT			Suzuki RGV250 -			
IDEAL LAP TIME : 1:06.299		BEST LAP TIME : 1:06.299		DIFFERENCE : 0.000		
LAP	SECTOR 1	SECTOR 2	LAP TIME	MPH	DIFF	TIME OF DAY
1 -	41.049	25.250	1:06.299 (1)	65.59		09:37:02.357

BMCRC - MRO Championships 2020 - Rnd 1 @ Brands Hatch Indy

EDlasia Formula 400 & BMCRC Junior Supersport

QUALIFYING - BEST SECTORS

SECTOR 1			SECTOR 2			IDEAL / BEST COMPARISON						
POS	NO	NAME	TIME	NO	NAME	TIME	POS	NO	NAME	IDEAL	BEST	DIFF
									PERFECT LAP	51.356		
1	14	BURRAGE	30.909	14	BURRAGE	20.447	1	14	BURRAGE	51.356	51.496	0.140
2	2	GILL	31.201	2	GILL	21.060	2	2	GILL	52.261	52.261	0.000
3	11	RUTH	31.718	86	SCOTT	21.113	3	11	RUTH	52.923	52.923	0.000
4	86	SCOTT	32.136	11	RUTH	21.205	4	86	SCOTT	53.249	53.359	0.110
5	85	ROBINSON	32.164	85	ROBINSON	21.593	5	85	ROBINSON	53.757	54.005	0.248
6	69	MASURIER	32.726	69	MASURIER	22.051	6	69	MASURIER	54.777	54.937	0.160
7	47	CLARK	33.187	157	MOOK	22.272	7	47	CLARK	55.472	55.672	0.200
8	157	MOOK	33.723	47	CLARK	22.285	8	157	MOOK	55.995	55.995	0.000
9	191	SEATH	33.852	33	JOHNSTONE	22.387	9	33	JOHNSTONE	56.384	56.384	0.000
10	33	JOHNSTONE	33.997	191	SEATH	22.583	10	191	SEATH	56.435	56.514	0.079
11	52	JARMAN	34.207	90	RAPA	22.720	11	52	JARMAN	56.962	56.962	0.000
12	123	ELLIS	34.520	123	ELLIS	22.723	12	123	ELLIS	57.243	57.286	0.043
13	90	RAPA	34.572	52	JARMAN	22.755	13	90	RAPA	57.292	57.591	0.299
14	20	SWYER	34.687	351	DIGBY-BAKER	22.872	14	351	DIGBY-BAKER	57.606	57.898	0.292
15	351	DIGBY-BAKER	34.734	124	SCANLON	23.048	15	124	SCANLON	57.819	57.819	0.000
16	124	SCANLON	34.771	20	SWYER	23.151	16	20	SWYER	57.838	57.910	0.072
17	71	BURNAL	35.241	27	HAYWARD	23.323	17	71	BURNAL	58.626	58.827	0.201
18	27	HAYWARD	35.555	71	BURNAL	23.385	18	27	HAYWARD	58.878	58.878	0.000
19	17	MARCUZZO	35.776	222	EPPS	23.504	19	17	MARCUZZO	59.702	59.892	0.190
20	75	FRASER	36.208	9	COONEY	23.808	20	222	EPPS	59.943	1:00.149	0.206
21	39	ZAREBSKI	36.387	39	ZAREBSKI	23.911	21	75	FRASER	1:00.220	1:00.432	0.212
22	222	EPPS	36.439	17	MARCUZZO	23.926	22	39	ZAREBSKI	1:00.298	1:00.454	0.156
23	9	COONEY	36.692	75	FRASER	24.012	23	9	COONEY	1:00.500	1:00.648	0.148
24	19	BELL	37.723	19	BELL	24.476	24	19	BELL	1:02.199	1:02.647	0.448
25	97	TAIG	37.984	97	TAIG	24.605	25	97	TAIG	1:02.589	1:02.718	0.129
26	23	BARTLETT	41.049	23	BARTLETT	25.250	26	23	BARTLETT	1:06.299	1:06.299	0.000

Weather / Track : Cloudy / Dry

Results can be found at www.tsl-timing.com

Brands Hatch Indy
Circuit Length = 1.2079 miles
Start: 09:35 Flag 09:48 End: 09:49

Printed - 09:49 Saturday, 07 March 2020

BMCRC - MRO Championships 2020 - Rnd 1 @ Brands Hatch Indy

EDlasia Formula 400 & BMCRC Junior Supersport

QUALIFYING - STATISTICS

Competitors Started 26
Planned Start 2020-03-07 @ 09:34:00.000
Actual Start 2020-03-07 @ 09:35:08.077
Finish Time 2020-03-07 @ 09:48:06.022
Track Length 1.2079mi.
Total Laps 284
Total Distance Covered 343.0565mi.

Session Fastest Lap History

NO	CL	NAME	LAP TIME	TIME OF DAY	LAP	VEHICLE
14		Chris BURRAGE	1:01.542	09:36:42.143	1	Kawasaki ZXR 400
11		Dan RUTH	58.816	09:36:42.218	1	Yamaha FZR400RRSP
2		Andrew GILL	56.856	09:36:46.465	1	Kawasaki ZXR400
14		Chris BURRAGE	55.643	09:37:37.786	2	Kawasaki ZXR 400
2		Andrew GILL	54.303	09:37:40.767	2	Kawasaki ZXR400
14		Chris BURRAGE	53.526	09:38:31.312	3	Kawasaki ZXR 400
2		Andrew GILL	53.295	09:38:34.063	3	Kawasaki ZXR400
14		Chris BURRAGE	52.832	09:41:11.165	6	Kawasaki ZXR 400
2		Andrew GILL	52.703	09:43:01.249	8	Kawasaki ZXR400
14		Chris BURRAGE	51.679	09:43:49.129	9	Kawasaki ZXR 400
14		Chris BURRAGE	51.545	09:44:40.676	10	Kawasaki ZXR 400
14		Chris BURRAGE	51.496	09:45:32.174	11	Kawasaki ZXR 400

Flag History

TYPE	TIME OF DAY
GREEN	09:35:08.077
FINISH	09:48:06.022

Flag Statistics

TYPE	COUNT	TOTAL LAPS	TOTAL TIME
Green	1	14	14:00.322
Red	0	0	0.000
Safety Car	0	0	0.000
FCY	0	0	0.000

Weather / Track : Cloudy / Dry

Results can be found at www.tsl-timing.com

Page 1 of 6

Brands Hatch Indy
Circuit Length = 1.2079 miles
Start: 09:35 Flag 09:48 End: 09:49

Printed - 09:50 Saturday, 07 March 2020

BMCRC - MRO Championships 2020 - Rnd 1 @ Brands Hatch Indy

EDlasia Formula 400 & BMCRC Junior Supersport

QUALIFYING - STATISTICS

CLASS :

10 Starters

Fastest Lap History

NO	NAME	LAP TIME	TIME OF DAY	LAP	VEHICLE
14	Chris BURRAGE	1:01.542	09:36:42.143	1	Kawasaki ZXR 400
11	Dan RUTH	58.816	09:36:42.218	1	Yamaha FZR400RRSP
2	Andrew GILL	56.856	09:36:46.465	1	Kawasaki ZXR400
14	Chris BURRAGE	55.643	09:37:37.786	2	Kawasaki ZXR 400
2	Andrew GILL	54.303	09:37:40.767	2	Kawasaki ZXR400
14	Chris BURRAGE	53.526	09:38:31.312	3	Kawasaki ZXR 400
2	Andrew GILL	53.295	09:38:34.063	3	Kawasaki ZXR400
14	Chris BURRAGE	52.832	09:41:11.165	6	Kawasaki ZXR 400
2	Andrew GILL	52.703	09:43:01.249	8	Kawasaki ZXR400
14	Chris BURRAGE	51.679	09:43:49.129	9	Kawasaki ZXR 400
14	Chris BURRAGE	51.545	09:44:40.676	10	Kawasaki ZXR 400
14	Chris BURRAGE	51.496	09:45:32.174	11	Kawasaki ZXR 400

Weather / Track : Cloudy / Dry

Results can be found at www.tsl-timing.com

Page 2 of 6

Brands Hatch Indy
Circuit Length = 1.2079 miles
Start: 09:35 Flag 09:48 End: 09:49

Printed - 09:50 Saturday, 07 March 2020

BMCRC - MRO Championships 2020 - Rnd 1 @ Brands Hatch Indy

EDlasia Formula 400 & BMCRC Junior Supersport

QUALIFYING - STATISTICS

CLASS : R

2 Starters

Fastest Lap History

NO	NAME	LAP TIME	TIME OF DAY	LAP	VEHICLE
23	David BARTLETT	1:06.299	09:37:02.363	1	Suzuki RGV250
75	Gary FRASER	1:04.934	09:37:16.131	1	KAWASAKI ZXR 400
75	Gary FRASER	1:02.693	09:38:18.825	2	KAWASAKI ZXR 400
75	Gary FRASER	1:02.106	09:39:20.930	3	KAWASAKI ZXR 400
75	Gary FRASER	1:01.488	09:40:22.418	4	KAWASAKI ZXR 400
75	Gary FRASER	1:00.523	09:41:22.930	5	KAWASAKI ZXR 400
75	Gary FRASER	1:00.497	09:43:24.640	7	KAWASAKI ZXR 400
75	Gary FRASER	1:00.432	09:44:25.072	8	KAWASAKI ZXR 400

Weather / Track : Cloudy / Dry

Results can be found at www.tsl-timing.com

Page 3 of 6

Brands Hatch Indy
Circuit Length = 1.2079 miles
Start: 09:35 Flag 09:48 End: 09:49

Printed - 09:50 Saturday, 07 March 2020

BMCRC - MRO Championships 2020 - Rnd 1 @ Brands Hatch Indy

EDlasia Formula 400 & BMCRC Junior Supersport

QUALIFYING - STATISTICS

CLASS : S

8 Starters

Fastest Lap History

NO	NAME	LAP TIME	TIME OF DAY	LAP	VEHICLE
90	Steve RAPA	1:03.325	09:37:01.890	1	Honda RVF400 TOOTHLESS
351	Sam DIGBY-BAKER	1:03.123	09:37:09.171	1	Kawasaki ZXR400
90	Steve RAPA	1:01.126	09:38:03.018	2	Honda RVF400 TOOTHLESS
351	Sam DIGBY-BAKER	1:00.468	09:38:09.640	2	Kawasaki ZXR400
90	Steve RAPA	59.880	09:39:02.898	3	Honda RVF400 TOOTHLESS
351	Sam DIGBY-BAKER	59.311	09:39:08.950	3	Kawasaki ZXR400
157	Geoff MOOK	58.121	09:40:14.591	4	Yamaha TZR 250
157	Geoff MOOK	56.931	09:41:11.522	5	Yamaha TZR 250
157	Geoff MOOK	55.995	09:43:05.118	7	Yamaha TZR 250

Weather / Track : Cloudy / Dry

Results can be found at www.tsl-timing.com

Page 4 of 6

Brands Hatch Indy
Circuit Length = 1.2079 miles
Start: 09:35 Flag 09:48 End: 09:49

Printed - 09:50 Saturday, 07 March 2020

BMCRC - MRO Championships 2020 - Rnd 1 @ Brands Hatch Indy

EDlasia Formula 400 & BMCRC Junior Supersport

QUALIFYING - STATISTICS

CLASS : S/R

2 Starters

Fastest Lap History

NO	NAME	LAP TIME	TIME OF DAY	LAP	VEHICLE
97	Nicholas TAIG	1:08.231	09:37:09.885	1	Honda VFR400 NC30
97	Nicholas TAIG	1:04.678	09:38:14.563	2	Honda VFR400 NC30
97	Nicholas TAIG	1:04.022	09:39:18.585	3	Honda VFR400 NC30
97	Nicholas TAIG	1:02.885	09:40:21.446	4	Honda VFR400 NC30
97	Nicholas TAIG	1:02.718	09:41:24.187	5	Honda VFR400 NC30
19	Marc BELL	1:02.647	09:46:58.706	10	Honda NC30

BMCRC - MRO Championships 2020 - Rnd 1 @ Brands Hatch Indy

EDlasia Formula 400 & BMCRC Junior Supersport

QUALIFYING - STATISTICS

CLASS : JSPT

4 Starters

Fastest Lap History

NO	NAME	LAP TIME	TIME OF DAY	LAP	VEHICLE
69	Jamie Le MASURIER	1:01.155	09:36:43.455	1	Yamaha R3
69	Jamie Le MASURIER	56.742	09:37:40.197	2	Yamaha R3
69	Jamie Le MASURIER	55.930	09:38:36.127	3	Yamaha R3
69	Jamie Le MASURIER	55.663	09:39:31.790	4	Yamaha R3
69	Jamie Le MASURIER	55.163	09:43:18.709	8	Yamaha R3
69	Jamie Le MASURIER	54.937	09:47:00.296	12	Yamaha R3

Weather / Track : Cloudy / Dry

Results can be found at www.tsl-timing.com

Page 6 of 6

Brands Hatch Indy
Circuit Length = 1.2079 miles
Start: 09:35 Flag 09:48 End: 09:49

Printed - 09:50 Saturday, 07 March 2020

BMCRC - MRO Championships 2020 - Rnd 1 @ Brands Hatch Indy



EDlasia Formula 400 & BMCRC Junior Supersport

RACE 3 - GRID (10 Laps)

ROW 10	30		29	67	Robben FALVEY	28	42	Christopher JOHNSON			
ROW 9		27	31	Lee MOORE	26	23	David BARTLETT	25	97	Nicholas TAIG	
ROW 8		24	19	Marc BELL	23	9	Karl COONEY	22	39	Kim ZAREBSKI	
ROW 7			21	75	Gary FRASER	20	222	Matthew EPPS	19	17	Charlotte MARCUZZO
ROW 6		18	27	Richard HAYWARD	17	71	Ben BURNAL	16	20	Connor SWYER	
ROW 5			15	351	Sam DIGBY-BAKER	14	124	Andy SCANLON	13	90	Steve RAPA
ROW 4		12	123	Joe ELLIS	11	52	Gary JARMAN	10	191	James SEATH	
ROW 3			9	33	Carl JOHNSTONE	8	157	Geoff MOOK	7	47	Allan CLARK
ROW 2		6	69	Jamie Le MASURIER	5	85	James ROBINSON	4	86	Mathew SCOTT	
ROW 1			3	11	Dan RUTH	2	2	Andrew GILL	1	14	Chris BURRAGE
										Pole	

Brands Hatch Indy
Circuit Length = 1.2079 miles

These results are provisional until the conclusion of any judicial and technical matters.

Clerk Of Course :	Steward :	Timekeeper :
-------------------	-----------	--------------

Results can be found at www.tsl-timing.com

Printed - 09:50 Saturday, 07 March 2020



BMCRC - MRO Championships 2020 - Rnd 1 @ Brands Hatch Indy



EDIASIA Formula 400 & BMCRC Junior Supersport

RACE 3 - CLASSIFICATION

POS	NO	CL	PIC NAME	ENTRY	LAPS	TIME	GAP	DIFF	MPH	BEST	ON
1	14		1 Chris BURRAGE	Kawasaki ZXR 400 - Seton tuning	10	8:41.513			83.38	51.244	3
2	2		2 Andrew GILL	Kawasaki ZXR400 - The Park School. Supported b	10	8:47.649	6.136	6.136	82.41	51.672	7
3	86		3 Mathew SCOTT	Kawasaki ZXR 400 - Dynotech Performance	10	8:57.172	15.659	9.523	80.95	52.571	8
4	11		4 Dan RUTH	Yamaha FZR400RRSP - Richard Ruth	10	8:57.189	15.676	0.017	80.95	52.808	2
5	191		5 James SEATH	Kawasaki ZXR400 L9 - Ovenden Earthmoving	10	9:12.611	31.098	15.422	78.69	54.275	7
6	47		6 Allan CLARK	Kawasaki ZXR400 - A Clark & Sons Builders	10	9:24.885	43.372	12.274	76.98	55.077	2
7	33	S	1 Carl JOHNSTONE	Yamaha FZR400RR - EDIasia	10	9:26.233	44.720	1.348	76.79	55.452	5
8	69	JSPT	1 Jamie Le MASURIER	Yamaha R3 - Pipework Solutions Ltd	10	9:26.717	45.204	0.484	76.73	55.318	5
9	123	JSPT	2 Joe ELLIS	Kawasaki NINJA 400 - Jp23 racing	10	9:26.760	45.247	0.043	76.72	55.480	9
10	157	S	2 Geoff MOOK	Yamaha TZR 250 -	10	9:27.754	46.241	0.994	76.59	55.601	2
11	90	S	3 Steve RAPA	Honda RVF400 TOOTHLESS - David Simon Tuning	9	8:41.978	1 Lap	1 Lap	74.97	56.638	6
12	52		7 Gary JARMAN	Kawasaki ZXR 400 -	9	8:42.491	1 Lap	0.513	74.90	56.157	7
13	20		8 Connor SWYER	Kawasaki ZXR 400 - WSC Performance & Owkay cl	9	8:43.582	1 Lap	1.091	74.74	55.965	7
14	351	S	4 Sam DIGBY-BAKER	Kawasaki ZXR400 -	9	8:44.052	1 Lap	0.470	74.68	56.352	8
15	31		9 Lee MOORE	Yamaha FZR400 - Mr Dale Morby	9	8:50.938	1 Lap	6.886	73.71	56.837	8
16	27	S	5 Richard HAYWARD	Yamaha TZR250 - Gforce Motorcycles/Hazel Motor:	9	8:52.958	1 Lap	2.020	73.43	57.460	7
17	9	S	6 Karl COONEY	Kawasaki ZXR400 L5 - EDIasia	9	8:58.007	1 Lap	5.049	72.74	57.979	6
18	71	S	7 Ben BURNAL	Honda RVF 400 - Violent running syndicate	9	8:58.733	1 Lap	0.726	72.64	58.491	9
19	17	JSPT	3 Charlotte MARCUZZO	Kawasaki Ninja 300 -	9	9:05.073	1 Lap	6.340	71.80	59.089	9
20	222	S	8 Matthew EPPS	Kawasaki ZXR400 - M.E Vehicle Repairs	9	9:05.593	1 Lap	0.520	71.73	59.201	7
21	75	R	1 Gary FRASER	KAWASAKI ZXR 400 -	9	9:05.999	1 Lap	0.406	71.68	58.986	3
22	97	S/R	1 Nicholas TAIG	Honda VFR400 NC30 - Mantis Motorsports	9	9:21.056	1 Lap	15.057	69.75	59.931	7
23	19	S/R	2 Marc BELL	Honda NC30 -	8	8:40.893	2 Laps	1 Lap	66.78	1:03.694	3

NOT CLASSIFIED

DNF	85		James ROBINSON	Kawasaki ZXR400 - claire palastanga ceramics	8	7:20.625	2 Laps		78.95	53.872	3
DNF	39	JSPT	Kim ZAREBSKI	Kawasaki NINJA 400 -	7	7:19.475	3 Laps	1 Lap	69.26	1:00.337	5
DNF	124		Andy SCANLON	Kawasaki ZXR400 - Putoline, helmet city, hel, Cont	1	1:07.036	9 Laps	6 Laps	64.86		

FASTEST LAP

14			Chris BURRAGE	Kawasaki ZXR 400 - Seton tuning	3	51.244		84.86 mph	136.57 kph
69	JSPT		Jamie Le MASURIER	Yamaha R3 - Pipework Solutions Ltd	5	55.318		78.61 mph	126.51 kph
33	S		Carl JOHNSTONE	Yamaha FZR400RR - EDIasia	5	55.452		78.42 mph	126.20 kph
75	R		Gary FRASER	KAWASAKI ZXR 400 -	3	58.986		73.72 mph	118.64 kph
97	S/R		Nicholas TAIG	Honda VFR400 NC30 - Mantis Motorsports	7	59.931		72.56 mph	116.77 kph

Class - 92.5% of Race Speed = 77.12 mph
 Class S - 92.5% of Race Speed = 71.03 mph
 Class JSPT - 92.5% of Race Speed = 70.97 mph
 Class R - 92.5% of Race Speed = 66.30 mph
 Class S/R - 92.5% of Race Speed = 64.51 mph

Brands Hatch Indy
 Circuit Length = 1.2079 miles
 Start: 12:41 Flag 12:50 End: 12:51

Weather / Track : Cloudy / Dry

These results are provisional until the conclusion of any judicial and technical matters.

Clerk Of Course :	Steward :	Timekeeper :
-------------------	-----------	--------------

Results can be found at www.tsl-timing.com

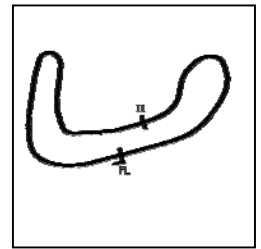
Printed - 12:51 Saturday, 07 March 2020



BMCRC - MRO Championships 2020 - Rnd 1 @ Brands Hatch Indy

EDlasia Formula 400 & BMCRC Junior Supersport

RACE 3 - SECTOR ANALYSIS



SECTOR 1 = FL to I1, SECTOR 2 = I1 to FL, DIFF = Difference To Personal Best Lap, P = Crossed Finish Line in Pit Lane, D = Time Disallowed

P1 14		Chris BURRAGE		Kawasaki ZXR 400 - Seton tuning		
IDEAL LAP TIME : 51.034		BEST LAP TIME : 51.244		DIFFERENCE : 0.210		
LAP	SECTOR 1	SECTOR 2	LAP TIME	MPH	DIFF	TIME OF DAY
1 -		20.793	57.126	76.12	5.882	12:42:40.225
2 -	31.018	20.612	51.630	84.22	0.386	12:43:31.855
3 -	30.772	20.472	51.244 (1)	84.86		12:44:23.099
4 -	31.008	20.496	51.504 (3)	84.43	0.260	12:45:14.603
5 -	30.941	20.613	51.554	84.35	0.310	12:46:06.157
6 -	30.989	20.542	51.531	84.38	0.287	12:46:57.688
7 -	30.680	20.766	51.446 (2)	84.52	0.202	12:47:49.134
8 -	31.156	20.354	51.510	84.42	0.266	12:48:40.644
9 -	30.999	20.513	51.512	84.41	0.268	12:49:32.156
10 -	31.848	20.608	52.456	82.90	1.212	12:50:24.612

P2 2		Andrew GILL		Kawasaki ZXR400 - The Park School. Supported by RST Leatl		
IDEAL LAP TIME : 51.645		BEST LAP TIME : 51.672		DIFFERENCE : 0.027		
LAP	SECTOR 1	SECTOR 2	LAP TIME	MPH	DIFF	TIME OF DAY
1 -		20.988	57.529	75.58	5.857	12:42:40.628
2 -	31.114	20.882	51.996	83.63	0.324	12:43:32.624
3 -	31.022	20.844	51.866 (2)	83.84	0.194	12:44:24.490
4 -	31.219	21.008	52.227	83.26	0.555	12:45:16.717
5 -	31.012	20.974	51.986 (3)	83.64	0.314	12:46:08.703
6 -	30.875	21.335	52.210	83.29	0.538	12:47:00.913
7 -	30.902	20.770	51.672 (1)	84.15		12:47:52.585
8 -	32.584	20.857	53.441	81.37	1.769	12:48:46.026
9 -	31.529	20.885	52.414	82.96	0.742	12:49:38.440
10 -	31.450	20.858	52.308	83.13	0.636	12:50:30.748

P3 86		Mathew SCOTT		Kawasaki ZXR 400 - Dynotech Performance		
IDEAL LAP TIME : 52.428		BEST LAP TIME : 52.571		DIFFERENCE : 0.143		
LAP	SECTOR 1	SECTOR 2	LAP TIME	MPH	DIFF	TIME OF DAY
1 -		21.395	58.999	73.70	6.428	12:42:42.098
2 -	32.242	21.178	53.420	81.40	0.849	12:43:35.518
3 -	31.681	21.127	52.808	82.34	0.237	12:44:28.326
4 -	31.932	21.117	53.049	81.97	0.478	12:45:21.375
5 -	31.812	20.941	52.753 (2)	82.43	0.182	12:46:14.128
6 -	31.650	21.108	52.758 (3)	82.42	0.187	12:47:06.886
7 -	31.628	22.224	53.852	80.75	1.281	12:48:00.738
8 -	31.487	21.084	52.571 (1)	82.71		12:48:53.309
9 -	31.662	21.793	53.455	81.35	0.884	12:49:46.764
10 -	31.655	21.852	53.507	81.27	0.936	12:50:40.271

P4 11		Dan RUTH		Yamaha FZR400RRSP - Richard Ruth		
IDEAL LAP TIME : 52.546		BEST LAP TIME : 52.808		DIFFERENCE : 0.262		
LAP	SECTOR 1	SECTOR 2	LAP TIME	MPH	DIFF	TIME OF DAY
1 -		21.348	58.667	74.12	5.859	12:42:41.766
2 -	31.819	20.989	52.808 (1)	82.34		12:43:34.574
3 -	31.812	21.134	52.946 (2)	82.13	0.138	12:44:27.520
4 -	31.732	21.231	52.963	82.10	0.155	12:45:20.483
5 -	32.012	21.198	53.210	81.72	0.402	12:46:13.693
6 -	32.107	21.300	53.407	81.42	0.599	12:47:07.100
7 -	31.697	22.015	53.712	80.96	0.904	12:48:00.812
8 -	31.838	21.114	52.952 (3)	82.12	0.144	12:48:53.764
9 -	31.626	21.789	53.415	81.41	0.607	12:49:47.179
10 -	31.557	21.552	53.109	81.88	0.301	12:50:40.288

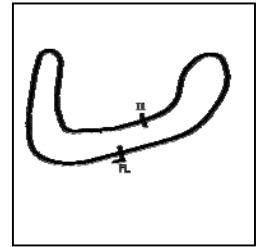
Weather / Track : Cloudy / Dry

Brands Hatch Indy
Circuit Length = 1.2079 miles
Start: 12:41 Flag 12:50 End: 12:51

BMCRC - MRO Championships 2020 - Rnd 1 @ Brands Hatch Indy

EDlasia Formula 400 & BMCRC Junior Supersport

RACE 3 - SECTOR ANALYSIS



SECTOR 1 = FL to I1, SECTOR 2 = I1 to FL, DIFF = Difference To Personal Best Lap, P = Crossed Finish Line in Pit Lane, D = Time Disallowed

P5 191 James SEATH		Kawasaki ZXR400 L9 - Ovenden Earthmoving				
IDEAL LAP TIME : 54.275		BEST LAP TIME : 54.275		DIFFERENCE : 0.000		
LAP	SECTOR 1	SECTOR 2	LAP TIME	MPH	DIFF	TIME OF DAY
1 -		21.786	1:00.151	72.29	5.876	12:42:43.250
2 -	33.258	21.645	54.903	79.20	0.628	12:43:38.153
3 -	32.895	21.736	54.631 (3)	79.59	0.356	12:44:32.784
4 -	32.935	21.761	54.696	79.50	0.421	12:45:27.480
5 -	33.040	21.760	54.800	79.35	0.525	12:46:22.280
6 -	32.941	21.861	54.802	79.35	0.527	12:47:17.082
7 -	32.739	21.536	54.275 (1)	80.12		12:48:11.357
8 -	32.851	21.572	54.423 (2)	79.90	0.148	12:49:05.780
9 -	33.311	21.885	55.196	78.78	0.921	12:50:00.976
10 -	32.895	21.839	54.734	79.44	0.459	12:50:55.710

P6 47 Allan CLARK		Kawasaki ZXR400 - A Clark & Sons Builders				
IDEAL LAP TIME : 55.077		BEST LAP TIME : 55.077		DIFFERENCE : 0.000		
LAP	SECTOR 1	SECTOR 2	LAP TIME	MPH	DIFF	TIME OF DAY
1 -		22.486	1:02.865	69.17	7.788	12:42:45.964
2 -	33.115	21.962	55.077 (1)	78.95		12:43:41.041
3 -	33.534	22.333	55.867	77.83	0.790	12:44:36.908
4 -	33.695	22.356	56.051	77.58	0.974	12:45:32.959
5 -	33.232	22.280	55.512 (3)	78.33	0.435	12:46:28.471
6 -	33.159	22.307	55.466 (2)	78.40	0.389	12:47:23.937
7 -	33.738	22.050	55.788	77.94	0.711	12:48:19.725
8 -	34.280	22.672	56.952	76.35	1.875	12:49:16.677
9 -	33.432	22.262	55.694	78.08	0.617	12:50:12.371
10 -	33.379	22.234	55.613	78.19	0.536	12:51:07.984

P7 33 S Carl JOHNSTONE		Yamaha FZR400RR - EDlasia				
IDEAL LAP TIME : 55.416		BEST LAP TIME : 55.452		DIFFERENCE : 0.036		
LAP	SECTOR 1	SECTOR 2	LAP TIME	MPH	DIFF	TIME OF DAY
1 -		22.471	1:03.446	68.53	7.994	12:42:46.545
2 -	34.031	22.251	56.282	77.26	0.830	12:43:42.827
3 -	33.716	22.358	56.074	77.55	0.622	12:44:38.901
4 -	33.697	22.377	56.074	77.55	0.622	12:45:34.975
5 -	33.231	22.221	55.452 (1)	78.42		12:46:30.427
6 -	33.327	22.354	55.681	78.09	0.229	12:47:26.108
7 -	33.354	22.185	55.539 (2)	78.29	0.087	12:48:21.647
8 -	33.557	22.490	56.047	77.58	0.595	12:49:17.694
9 -	33.826	22.196	56.022	77.62	0.570	12:50:13.716
10 -	33.424	22.192	55.616 (3)	78.18	0.164	12:51:09.332

P8 69 JSPT Jamie Le MASURIER		Yamaha R3 - Pipework Solutions Ltd				
IDEAL LAP TIME : 55.152		BEST LAP TIME : 55.318		DIFFERENCE : 0.166		
LAP	SECTOR 1	SECTOR 2	LAP TIME	MPH	DIFF	TIME OF DAY
1 -		22.710	1:02.384	69.70	7.066	12:42:45.483
2 -	33.083	22.393	55.476 (2)	78.38	0.158	12:43:40.959
3 -	33.364	22.732	56.096	77.52	0.778	12:44:37.055
4 -	34.117	22.694	56.811	76.54	1.493	12:45:33.866
5 -	32.930	22.388	55.318 (1)	78.61		12:46:29.184
6 -	33.147	22.459	55.606 (3)	78.20	0.288	12:47:24.790
7 -	33.348	22.288	55.636	78.16	0.318	12:48:20.426
8 -	34.355	23.088	57.443	75.70	2.125	12:49:17.869
9 -	34.031	22.276	56.307	77.23	0.989	12:50:14.176
10 -	33.418	22.222	55.640	78.15	0.322	12:51:09.816

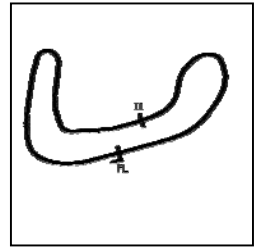
Weather / Track : Cloudy / Dry

Brands Hatch Indy
Circuit Length = 1.2079 miles
Start: 12:41 Flag 12:50 End: 12:51

BMCRC - MRO Championships 2020 - Rnd 1 @ Brands Hatch Indy

EDlasia Formula 400 & BMCRC Junior Supersport

RACE 3 - SECTOR ANALYSIS



SECTOR 1 = FL to I1, SECTOR 2 = I1 to FL, DIFF = Difference To Personal Best Lap, P = Crossed Finish Line in Pit Lane, D = Time Disallowed

P9 123 JSPT Joe ELLIS			Kawasaki NINJA 400 - Jp23 racing			
IDEAL LAP TIME : 55.375		BEST LAP TIME : 55.480	DIFFERENCE : 0.105			
LAP	SECTOR 1	SECTOR 2	LAP TIME	MPH	DIFF	TIME OF DAY
1 -		22.807	1:03.478	68.50	7.998	12:42:46.577
2 -	33.890	22.264	56.154	77.44	0.674	12:43:42.731
3 -	33.927	22.767	56.694	76.70	1.214	12:44:39.425
4 -	33.889	22.046	55.935	77.74	0.455	12:45:35.360
5 -	33.597	21.987	55.584 (2)	78.23	0.104	12:46:30.944
6 -	33.388	22.208	55.596 (3)	78.21	0.116	12:47:26.540
7 -	33.716	22.024	55.740	78.01	0.260	12:48:22.280
8 -	33.862	22.637	56.499	76.96	1.019	12:49:18.779
9 -	33.417	22.063	55.480 (1)	78.38		12:50:14.259
10 -	33.409	22.191	55.600	78.21	0.120	12:51:09.859

P10 157 S Geoff MOOK			Yamaha TZR 250 -			
IDEAL LAP TIME : 55.570		BEST LAP TIME : 55.601	DIFFERENCE : 0.031			
LAP	SECTOR 1	SECTOR 2	LAP TIME	MPH	DIFF	TIME OF DAY
1 -		22.548	1:01.784	70.38	6.183	12:42:44.883
2 -	33.330	22.271	55.601 (1)	78.21		12:43:40.484
3 -	33.518	22.590	56.108	77.50	0.507	12:44:36.592
4 -	34.027	23.230	57.257	75.94	1.656	12:45:33.849
5 -	33.576	22.660	56.236	77.32	0.635	12:46:30.085
6 -	33.457	22.615	56.072	77.55	0.471	12:47:26.157
7 -	33.577	22.276	55.853 (3)	77.85	0.252	12:48:22.010
8 -	33.687	23.265	56.952	76.35	1.351	12:49:18.962
9 -	33.760	22.408	56.168	77.42	0.567	12:50:15.130
10 -	33.299	22.424	55.723 (2)	78.03	0.122	12:51:10.853

P11 90 S Steve RAPA			Honda RVF400 TOOTHLESS - David Simon Tuning			
IDEAL LAP TIME : 56.573		BEST LAP TIME : 56.638	DIFFERENCE : 0.065			
LAP	SECTOR 1	SECTOR 2	LAP TIME	MPH	DIFF	TIME OF DAY
1 -		22.748	1:04.333	67.59	7.695	12:42:47.432
2 -	34.537	22.556	57.093	76.16	0.455	12:43:44.525
3 -	34.839	22.742	57.581	75.52	0.943	12:44:42.106
4 -	34.811	22.994	57.805	75.22	1.167	12:45:39.911
5 -	34.591	22.882	57.473	75.66	0.835	12:46:37.384
6 -	34.059	22.579	56.638 (1)	76.77		12:47:34.022
7 -	34.434	22.563	56.997 (3)	76.29	0.359	12:48:31.019
8 -	34.411	22.686	57.097	76.16	0.459	12:49:28.116
9 -	34.447	22.514	56.961 (2)	76.34	0.323	12:50:25.077

P12 52 Gary JARMAN			Kawasaki ZXR 400 -			
IDEAL LAP TIME : 56.157		BEST LAP TIME : 56.157	DIFFERENCE : 0.000			
LAP	SECTOR 1	SECTOR 2	LAP TIME	MPH	DIFF	TIME OF DAY
1 -		23.445	1:05.638	66.25	9.481	12:42:48.737
2 -	34.035	22.590	56.625 (2)	76.79	0.468	12:43:45.362
3 -	34.150	23.157	57.307	75.88	1.150	12:44:42.669
4 -	34.670	22.892	57.562	75.54	1.405	12:45:40.231
5 -	34.493	22.820	57.313	75.87	1.156	12:46:37.544
6 -	34.147	23.924	58.071	74.88	1.914	12:47:35.615
7 -	33.718	22.439	56.157 (1)	77.43		12:48:31.772
8 -	34.062	22.633	56.695 (3)	76.70	0.538	12:49:28.467
9 -	34.319	22.804	57.123	76.12	0.966	12:50:25.590

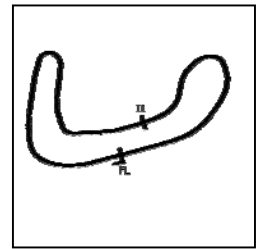
Weather / Track : Cloudy / Dry

Brands Hatch Indy
Circuit Length = 1.2079 miles
Start: 12:41 Flag 12:50 End: 12:51

BMCRC - MRO Championships 2020 - Rnd 1 @ Brands Hatch Indy

EDlasia Formula 400 & BMCRC Junior Supersport

RACE 3 - SECTOR ANALYSIS



SECTOR 1 = FL to I1, SECTOR 2 = I1 to FL, DIFF = Difference To Personal Best Lap, P = Crossed Finish Line in Pit Lane, D = Time Disallowed

P13 20		Connor SWYER		Kawasaki ZXR 400 - WSC Performace & Owkay clothing			
IDEAL LAP TIME : 55.859		BEST LAP TIME : 55.965		DIFFERENCE : 0.106			
LAP	SECTOR 1	SECTOR 2	LAP TIME	MPH	DIFF	TIME OF DAY	
1 -		23.598	1:06.489	65.40	10.524	12:42:49.588	
2 -	35.511	23.010	58.521	74.30	2.556	12:43:48.109	
3 -	35.044	22.988	58.032	74.93	2.067	12:44:46.141	
4 -	34.575	22.757	57.332	75.84	1.367	12:45:43.473	
5 -	34.476	22.642	57.118	76.13	1.153	12:46:40.591	
6 -	34.214	22.510	56.724 (3)	76.66	0.759	12:47:37.315	
7 -	33.718	22.247	55.965 (1)	77.70		12:48:33.280	
8 -	33.612	22.402	56.014 (2)	77.63	0.049	12:49:29.294	
9 -	34.936	22.451	57.387	75.77	1.422	12:50:26.681	

P14 351 S		Sam DIGBY-BAKER		Kawasaki ZXR400 -			
IDEAL LAP TIME : 56.212		BEST LAP TIME : 56.352		DIFFERENCE : 0.140			
LAP	SECTOR 1	SECTOR 2	LAP TIME	MPH	DIFF	TIME OF DAY	
1 -		23.473	1:06.000	65.88	9.648	12:42:49.099	
2 -	35.415	23.349	58.764	74.00	2.412	12:43:47.863	
3 -	34.506	22.920	57.426	75.72	1.074	12:44:45.289	
4 -	34.980	23.010	57.990	74.98	1.638	12:45:43.279	
5 -	34.316	22.771	57.087	76.17	0.735	12:46:40.366	
6 -	34.172	22.660	56.832 (3)	76.51	0.480	12:47:37.198	
7 -	34.250	22.321	56.571 (2)	76.86	0.219	12:48:33.769	
8 -	33.891	22.461	56.352 (1)	77.16		12:49:30.121	
9 -	34.676	22.354	57.030	76.25	0.678	12:50:27.151	

P15 31		Lee MOORE		Yamaha FZR400 - Mr Dale Morby			
IDEAL LAP TIME : 56.721		BEST LAP TIME : 56.837		DIFFERENCE : 0.116			
LAP	SECTOR 1	SECTOR 2	LAP TIME	MPH	DIFF	TIME OF DAY	
1 -		23.620	1:07.786	64.15	10.949	12:42:50.885	
2 -	36.216	23.803	1:00.019	72.45	3.182	12:43:50.904	
3 -	34.666	23.033	57.699	75.36	0.862	12:44:48.603	
4 -	34.949	23.239	58.188	74.73	1.351	12:45:46.791	
5 -	35.497	23.238	58.735	74.03	1.898	12:46:45.526	
6 -	34.583	22.864	57.447	75.69	0.610	12:47:42.973	
7 -	34.380	22.605	56.985 (2)	76.31	0.148	12:48:39.958	
8 -	34.201	22.636	56.837 (1)	76.51		12:49:36.795	
9 -	34.722	22.520	57.242 (3)	75.96	0.405	12:50:34.037	

P16 27 S		Richard HAYWARD		Yamaha TZR250 - Gforce Motorcycles/Hazel Motors			
IDEAL LAP TIME : 57.354		BEST LAP TIME : 57.460		DIFFERENCE : 0.106			
LAP	SECTOR 1	SECTOR 2	LAP TIME	MPH	DIFF	TIME OF DAY	
1 -		23.622	1:06.938	64.96	9.478	12:42:50.037	
2 -	35.541	23.018	58.559	74.26	1.099	12:43:48.596	
3 -	35.335	23.405	58.740	74.03	1.280	12:44:47.336	
4 -	35.103	23.063	58.166	74.76	0.706	12:45:45.502	
5 -	34.629	23.052	57.681 (3)	75.39	0.221	12:46:43.183	
6 -	34.507	23.019	57.526 (2)	75.59	0.066	12:47:40.709	
7 -	34.336	23.124	57.460 (1)	75.68		12:48:38.169	
8 -	35.124	23.579	58.703	74.07	1.243	12:49:36.872	
9 -	35.594	23.591	59.185	73.47	1.725	12:50:36.057	

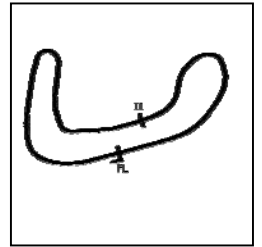
Weather / Track : Cloudy / Dry

Brands Hatch Indy
Circuit Length = 1.2079 miles
Start: 12:41 Flag 12:50 End: 12:51

BMCR - MRO Championships 2020 - Rnd 1 @ Brands Hatch Indy

EDlasia Formula 400 & BMCR Junior Supersport

RACE 3 - SECTOR ANALYSIS



SECTOR 1 = FL to I1, SECTOR 2 = I1 to FL, DIFF = Difference To Personal Best Lap, P = Crossed Finish Line in Pit Lane, D = Time Disallowed

P17		9 S		Karl COONEY		Kawasaki ZXR400 L5 - Ediasia	
IDEAL LAP TIME : 57.648		BEST LAP TIME : 57.979		DIFFERENCE : 0.331			
LAP	SECTOR 1	SECTOR 2	LAP TIME	MPH	DIFF	TIME OF DAY	
1 -		23.505	1:08.490	63.49	10.511	12:42:51.589	
2 -	35.900	24.201	1:00.101	72.35	2.122	12:43:51.690	
3 -	35.358	23.233	58.591	74.21	0.612	12:44:50.281	
4 -	35.563	23.223	58.786	73.97	0.807	12:45:49.067	
5 -	35.427	22.905	58.332 (2)	74.54	0.353	12:46:47.399	
6 -	34.854	23.125	57.979 (1)	75.00		12:47:45.378	
7 -	35.440	23.115	58.555	74.26	0.576	12:48:43.933	
8 -	35.169	23.339	58.508 (3)	74.32	0.529	12:49:42.441	
9 -	35.871	22.794	58.665	74.12	0.686	12:50:41.106	

P18		71 S		Ben BURNAL		Honda RVF 400 - Violent running syndicate	
IDEAL LAP TIME : 58.491		BEST LAP TIME : 58.491		DIFFERENCE : 0.000			
LAP	SECTOR 1	SECTOR 2	LAP TIME	MPH	DIFF	TIME OF DAY	
1 -		23.506	1:05.598	66.29	7.107	12:42:48.697	
2 -	35.702	23.339	59.041 (3)	73.65	0.550	12:43:47.738	
3 -	35.837	23.463	59.300	73.33	0.809	12:44:47.038	
4 -	35.957	23.675	59.632	72.92	1.141	12:45:46.670	
5 -	35.473	23.621	59.094	73.58	0.603	12:46:45.764	
6 -	35.898	23.682	59.580	72.98	1.089	12:47:45.344	
7 -	35.664	23.457	59.121	73.55	0.630	12:48:44.465	
8 -	35.404	23.472	58.876 (2)	73.86	0.385	12:49:43.341	
9 -	35.302	23.189	58.491 (1)	74.34		12:50:41.832	

P19		17 JSPT		Charlotte MARCUZZO		Kawasaki Ninja 300 -	
IDEAL LAP TIME : 58.862		BEST LAP TIME : 59.089		DIFFERENCE : 0.227			
LAP	SECTOR 1	SECTOR 2	LAP TIME	MPH	DIFF	TIME OF DAY	
1 -		23.797	1:08.995	63.02	9.906	12:42:52.094	
2 -	35.901	24.176	1:00.077	72.38	0.988	12:43:52.171	
3 -	35.611	23.643	59.254 (3)	73.38	0.165	12:44:51.425	
4 -	35.777	23.671	59.448	73.14	0.359	12:45:50.873	
5 -	36.115	23.812	59.927	72.56	0.838	12:46:50.800	
6 -	35.954	23.766	59.720	72.81	0.631	12:47:50.520	
7 -	35.670	23.489	59.159 (2)	73.50	0.070	12:48:49.679	
8 -	35.670	23.734	59.404	73.20	0.315	12:49:49.083	
9 -	35.838	23.251	59.089 (1)	73.59		12:50:48.172	

P20		222 S		Matthew EPPS		Kawasaki ZXR400 - M.E Vehicle Repairs	
IDEAL LAP TIME : 59.121		BEST LAP TIME : 59.201		DIFFERENCE : 0.080			
LAP	SECTOR 1	SECTOR 2	LAP TIME	MPH	DIFF	TIME OF DAY	
1 -		23.479	1:07.254	64.65	8.053	12:42:50.353	
2 -	36.134	24.184	1:00.318	72.09	1.117	12:43:50.671	
3 -	35.727	23.748	59.475 (2)	73.11	0.274	12:44:50.146	
4 -	36.050	23.544	59.594 (3)	72.97	0.393	12:45:49.740	
5 -	36.517	23.604	1:00.121	72.33	0.920	12:46:49.861	
6 -	36.181	23.511	59.692	72.85	0.491	12:47:49.553	
7 -	35.807	23.394	59.201 (1)	73.45		12:48:48.754	
8 -	35.858	23.767	59.625	72.93	0.424	12:49:48.379	
9 -	36.718	23.595	1:00.313	72.10	1.112	12:50:48.692	

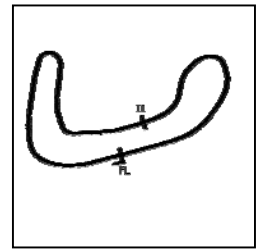
Weather / Track : Cloudy / Dry

Brands Hatch Indy
Circuit Length = 1.2079 miles
Start: 12:41 Flag 12:50 End: 12:51

BMCRC - MRO Championships 2020 - Rnd 1 @ Brands Hatch Indy

EDlasia Formula 400 & BMCRC Junior Supersport

RACE 3 - SECTOR ANALYSIS



SECTOR 1 = FL to I1, SECTOR 2 = I1 to FL, DIFF = Difference To Personal Best Lap, P = Crossed Finish Line in Pit Lane, D = Time Disallowed

P21 75 R Gary FRASER			KAWASAKI ZXR 400 -			
IDEAL LAP TIME : 58.734		BEST LAP TIME : 58.986		DIFFERENCE : 0.252		
LAP	SECTOR 1	SECTOR 2	LAP TIME	MPH	DIFF	TIME OF DAY
1 -		23.608	1:08.907	63.10	9.921	12:42:52.006
2 -	35.520	24.207	59.727	72.80	0.741	12:43:51.733
3 -	35.605	23.381	58.986 (1)	73.72		12:44:50.719
4 -	35.871	23.656	59.527 (3)	73.05	0.541	12:45:50.246
5 -	36.606	23.378	59.984	72.49	0.998	12:46:50.230
6 -	36.265	23.479	59.744	72.78	0.758	12:47:49.974
7 -	35.856	23.476	59.332 (2)	73.29	0.346	12:48:49.306
8 -	36.348	23.513	59.861	72.64	0.875	12:49:49.167
9 -	36.717	23.214	59.931	72.56	0.945	12:50:49.098

P22 97 S/R Nicholas TAIG			Honda VFR400 NC30 - Mantis Motorsports			
IDEAL LAP TIME : 59.718		BEST LAP TIME : 59.931		DIFFERENCE : 0.213		
LAP	SECTOR 1	SECTOR 2	LAP TIME	MPH	DIFF	TIME OF DAY
1 -		24.657	1:11.467	60.84	11.536	12:42:54.566
2 -	37.767	25.349	1:03.116	68.89	3.185	12:43:57.682
3 -	37.659	24.237	1:01.896	70.25	1.965	12:44:59.578
4 -	37.009	24.808	1:01.817	70.34	1.886	12:46:01.395
5 -	36.661	23.998	1:00.659 (3)	71.68	0.728	12:47:02.054
6 -	36.224	24.625	1:00.849	71.46	0.918	12:48:02.903
7 -	35.720	24.211	59.931 (1)	72.56		12:49:02.834
8 -	36.756	24.126	1:00.882	71.42	0.951	12:50:03.716
9 -	36.325	24.114	1:00.439 (2)	71.95	0.508	12:51:04.155

P23 19 S/R Marc BELL			Honda NC30 -			
IDEAL LAP TIME : 1:03.427		BEST LAP TIME : 1:03.694		DIFFERENCE : 0.267		
LAP	SECTOR 1	SECTOR 2	LAP TIME	MPH	DIFF	TIME OF DAY
1 -		25.067	1:12.822	59.71	9.128	12:42:55.921
2 -	38.786	25.308	1:04.094	67.84	0.400	12:44:00.015
3 -	38.488	25.206	1:03.694 (1)	68.27		12:45:03.709
4 -	38.591	25.572	1:04.163	67.77	0.469	12:46:07.872
5 -	38.635	25.123	1:03.758 (2)	68.20	0.064	12:47:11.630
6 -	38.598	25.272	1:03.870 (3)	68.08	0.176	12:48:15.500
7 -	39.017	25.337	1:04.354	67.57	0.660	12:49:19.854
8 -	39.199	24.939	1:04.138	67.80	0.444	12:50:23.992

P24 85 James ROBINSON			Kawasaki ZXR400 - claire palastanga ceramics			
IDEAL LAP TIME : 53.811		BEST LAP TIME : 53.872		DIFFERENCE : 0.061		
LAP	SECTOR 1	SECTOR 2	LAP TIME	MPH	DIFF	TIME OF DAY
1 -		22.016	1:00.763	71.56	6.891	12:42:43.862
2 -	32.833	21.616	54.449	79.86	0.577	12:43:38.311
3 -	32.195	21.677	53.872 (1)	80.72		12:44:32.183
4 -	32.196	21.791	53.987 (2)	80.54	0.115	12:45:26.170
5 -	32.316	21.989	54.305	80.07	0.433	12:46:20.475
6 -	32.443	22.096	54.539	79.73	0.667	12:47:15.014
7 -	32.570	21.711	54.281 (3)	80.11	0.409	12:48:09.295
8 -	32.646	21.783	54.429	79.89	0.557	12:49:03.724

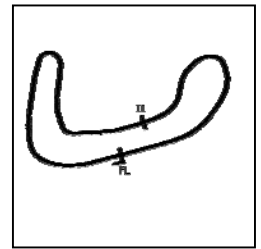
Weather / Track : Cloudy / Dry

Brands Hatch Indy
Circuit Length = 1.2079 miles
Start: 12:41 Flag 12:50 End: 12:51

BMCRC - MRO Championships 2020 - Rnd 1 @ Brands Hatch Indy

EDlasia Formula 400 & BMCRC Junior Supersport

RACE 3 - SECTOR ANALYSIS



SECTOR 1 = FL to I1, SECTOR 2 = I1 to FL, DIFF = Difference To Personal Best Lap, P = Crossed Finish Line in Pit Lane, D = Time Disallowed

P25 39 JSPT Kim ZAREBSKI		Kawasaki NINJA 400 -				
IDEAL LAP TIME : 1:00.082		BEST LAP TIME : 1:00.337		DIFFERENCE : 0.255		
LAP	SECTOR 1	SECTOR 2	LAP TIME	MPH	DIFF	TIME OF DAY
1 -		24.803	1:11.317	60.97	10.980	12:42:54.416
2 -	37.165	25.925	1:03.090	68.92	2.753	12:43:57.506
3 -	37.045	24.910	1:01.955	70.18	1.618	12:44:59.461
4 -	37.131	24.399	1:01.530	70.67	1.193	12:46:00.991
5 -	36.631	23.706	1:00.337 (1)	72.07		12:47:01.328
6 -	36.691	23.954	1:00.645 (3)	71.70	0.308	12:48:01.973
7 -	36.376	24.225	1:00.601 (2)	71.75	0.264	12:49:02.574

P26 124 Andy SCANLON		Kawasaki ZXR400 - Putoline, helmet city, hel, Continental				
IDEAL LAP TIME : 59.323		BEST LAP TIME :		DIFFERENCE :		
LAP	SECTOR 1	SECTOR 2	LAP TIME	MPH	DIFF	TIME OF DAY
1 -		23.613	1:07.036	64.86		12:42:50.135

BMCRC - MRO Championships 2020 - Rnd 1 @ Brands Hatch Indy

EDlasia Formula 400 & BMCRC Junior Supersport

RACE 3 - BEST SECTORS

SECTOR 1				SECTOR 2				IDEAL / BEST COMPARISON				
POS	NO	NAME	TIME	NO	NAME	TIME	POS	NO	NAME	IDEAL	BEST	DIFF
									PERFECT LAP	51.034		
1	14	BURRAGE	30.680	14	BURRAGE	20.354	1	14	BURRAGE	51.034	51.244	0.210
2	2	GILL	30.875	2	GILL	20.770	2	2	GILL	51.645	51.672	0.027
3	86	SCOTT	31.487	86	SCOTT	20.941	3	86	SCOTT	52.428	52.571	0.143
4	11	RUTH	31.557	11	RUTH	20.989	4	11	RUTH	52.546	52.808	0.262
5	85	ROBINSON	32.195	191	SEATH	21.536	5	85	ROBINSON	53.811	53.872	0.061
6	191	SEATH	32.739	85	ROBINSON	21.616	6	191	SEATH	54.275	54.275	0.000
7	69	MASURIER	32.930	47	CLARK	21.962	7	47	CLARK	55.077	55.077	0.000
8	47	CLARK	33.115	123	ELLIS	21.987	8	69	MASURIER	55.152	55.318	0.166
9	33	JOHNSTONE	33.231	33	JOHNSTONE	22.185	9	123	ELLIS	55.375	55.480	0.105
10	157	MOOK	33.299	69	MASURIER	22.222	10	33	JOHNSTONE	55.416	55.452	0.036
11	123	ELLIS	33.388	20	SWYER	22.247	11	157	MOOK	55.570	55.601	0.031
12	20	SWYER	33.612	157	MOOK	22.271	12	20	SWYER	55.859	55.965	0.106
13	52	JARMAN	33.718	351	DIGBY-BAKER	22.321	13	52	JARMAN	56.157	56.157	0.000
14	351	DIGBY-BAKER	33.891	52	JARMAN	22.439	14	351	DIGBY-BAKER	56.212	56.352	0.140
15	90	RAPA	34.059	90	RAPA	22.514	15	90	RAPA	56.573	56.638	0.065
16	31	MOORE	34.201	31	MOORE	22.520	16	31	MOORE	56.721	56.837	0.116
17	27	HAYWARD	34.336	9	COONEY	22.794	17	27	HAYWARD	57.354	57.460	0.106
18	9	COONEY	34.854	27	HAYWARD	23.018	18	9	COONEY	57.648	57.979	0.331
19	71	BURNAL	35.302	71	BURNAL	23.189	19	71	BURNAL	58.491	58.491	0.000
20	75	FRASER	35.520	75	FRASER	23.214	20	75	FRASER	58.734	58.986	0.252
21	17	MARCUZZO	35.611	17	MARCUZZO	23.251	21	17	MARCUZZO	58.862	59.089	0.227
22	124	SCANLON	35.710	222	EPPS	23.394	22	222	EPPS	59.121	59.201	0.080
23	97	TAIG	35.720	124	SCANLON	23.613	23	124	SCANLON	59.323		
24	222	EPPS	35.727	39	ZAREBSKI	23.706	24	97	TAIG	59.718	59.931	0.213
25	39	ZAREBSKI	36.376	97	TAIG	23.998	25	39	ZAREBSKI	1:00.082	1:00.337	0.255
26	19	BELL	38.488	19	BELL	24.939	26	19	BELL	1:03.427	1:03.694	0.267

Weather / Track : Cloudy / Dry

Results can be found at www.tsl-timing.com

Brands Hatch Indy
Circuit Length = 1.2079 miles
Start: 12:41 Flag 12:50 End: 12:51

Printed - 12:53 Saturday, 07 March 2020

BMCRC - MRO Championships 2020 - Rnd 1 @ Brands Hatch Indy

EDlasia Formula 400 & BMCRC Junior Supersport

RACE 3 - STATISTICS

Competitors Started 26
Planned Start 2020-03-07 @ 12:35:00.000
Actual Start 2020-03-07 @ 12:41:43.098
Finish Time 2020-03-07 @ 12:50:23.991
Track Length 1.2079mi.
Total Laps 232
Total Distance Covered 280.2433mi.

Session Fastest Lap History

NO	CL	NAME	LAP TIME	TIME OF DAY	LAP	VEHICLE
14		Chris BURRAGE	51.630	12:43:31.862	2	Kawasaki ZXR 400
14		Chris BURRAGE	51.244	12:44:23.105	3	Kawasaki ZXR 400

Session Leader History

NO	CL	NAME	FROM LAP	LAPS LED	DISTANCE	VEHICLE
14		Chris BURRAGE	1	10	12.07 miles	Kawasaki ZXR 400

Flag History

TYPE	TIME OF DAY
GREEN	12:41:43.098
FINISH	12:50:23.991

Flag Statistics

TYPE	COUNT	TOTAL LAPS	TOTAL TIME
Green	1	10	9:40.743
Red	0	0	0.000
Safety Car	0	0	0.000
FCY	0	0	0.000

BMCRC - MRO Championships 2020 - Rnd 1 @ Brands Hatch Indy

EDlasia Formula 400 & BMCRC Junior Supersport

RACE 3 - STATISTICS

CLASS :

11 Starters

Fastest Lap History

NO	NAME	LAP TIME	TIME OF DAY	LAP	VEHICLE
14	Chris BURRAGE	51.630	12:43:31.862	2	Kawasaki ZXR 400
14	Chris BURRAGE	51.244	12:44:23.105	3	Kawasaki ZXR 400

Leader History

NO	NAME	FROM LAP	LAPS LED	DISTANCE	VEHICLE
14	Chris BURRAGE	1	10	12.07 miles	Kawasaki ZXR 400

BMCRC - MRO Championships 2020 - Rnd 1 @ Brands Hatch Indy

EDlasia Formula 400 & BMCRC Junior Supersport

RACE 3 - STATISTICS

CLASS : R

1 Starters

Fastest Lap History

NO	NAME	LAP TIME	TIME OF DAY	LAP	VEHICLE
75	Gary FRASER	59.727	12:43:51.733	2	KAWASAKI ZXR 400
75	Gary FRASER	58.986	12:44:50.731	3	KAWASAKI ZXR 400

Leader History

NO	NAME	FROM LAP	LAPS LED	DISTANCE	VEHICLE
75	Gary FRASER	1	9	10.87 miles	KAWASAKI ZXR 400

BMCRC - MRO Championships 2020 - Rnd 1 @ Brands Hatch Indy

EDlasia Formula 400 & BMCRC Junior Supersport

RACE 3 - STATISTICS

CLASS : S

8 Starters

Fastest Lap History

NO	NAME	LAP TIME	TIME OF DAY	LAP	VEHICLE
157	Geoff MOOK	55.601	12:43:40.495	2	Yamaha TZR 250
33	Carl JOHNSTONE	55.452	12:46:30.442	5	Yamaha FZR400RR

Leader History

NO	NAME	FROM LAP	LAPS LED	DISTANCE	VEHICLE
157	Geoff MOOK	1	5	6.03 miles	Yamaha TZR 250
33	Carl JOHNSTONE	6	5	6.03 miles	Yamaha FZR400RR

BMCRC - MRO Championships 2020 - Rnd 1 @ Brands Hatch Indy

EDlasia Formula 400 & BMCRC Junior Supersport

RACE 3 - STATISTICS

CLASS : S/R

2 Starters

Fastest Lap History

NO	NAME	LAP TIME	TIME OF DAY	LAP	VEHICLE
97	Nicholas TAIG	1:03.116	12:43:57.708	2	Honda VFR400 NC30
97	Nicholas TAIG	1:01.896	12:44:59.604	3	Honda VFR400 NC30
97	Nicholas TAIG	1:01.817	12:46:01.419	4	Honda VFR400 NC30
97	Nicholas TAIG	1:00.659	12:47:02.078	5	Honda VFR400 NC30
97	Nicholas TAIG	59.931	12:49:02.858	7	Honda VFR400 NC30

Leader History

NO	NAME	FROM LAP	LAPS LED	DISTANCE	VEHICLE
97	Nicholas TAIG	1	9	10.87 miles	Honda VFR400 NC30

BMCRC - MRO Championships 2020 - Rnd 1 @ Brands Hatch Indy

EDlasia Formula 400 & BMCRC Junior Supersport

RACE 3 - STATISTICS

CLASS : JSPT

4 Starters

Fastest Lap History

NO	NAME	LAP TIME	TIME OF DAY	LAP	VEHICLE
69	Jamie Le MASURIER	55.476	12:43:40.977	2	Yamaha R3
69	Jamie Le MASURIER	55.318	12:46:29.202	5	Yamaha R3

Leader History

NO	NAME	FROM LAP	LAPS LED	DISTANCE	VEHICLE
69	Jamie Le MASURIER	1	10	12.07 miles	Yamaha R3

EDlasia Formula 400 & BMCRC Junior Supersport

RACE 12 - GRID (10 Laps)

ROW 10	30	29	28	67 Robben FALVEY				
ROW 9	27	42 Christopher JOHNSON	26	124 Andy SCANLON	25	19 Marc BELL	1:03.694	
ROW 8	24	39 Kim ZAREBSKI	23	97 Nicholas TAIG	22	222 Matthew EPPS	59.201	1:00.337
ROW 7	21	17 Charlotte MARCUZZO	20	75 Gary FRASER	19	71 Ben BURNAL	58.491	59.089
ROW 6	18	9 Karl COONEY	17	27 Richard HAYWARD	16	31 Lee MOORE	56.837	57.979
ROW 5	15	90 Steve RAPA	14	351 Sam DIGBY-BAKER	13	52 Gary JARMAN	56.157	56.638
ROW 4	12	20 Connor SWYER	11	157 Geoff MOOK	10	123 Joe ELLIS	55.480	55.965
ROW 3	9	33 Carl JOHNSTONE	8	69 Jamie Le MASURIER	7	47 Allan CLARK	55.077	55.452
ROW 2	6	191 James SEATH	5	85 James ROBINSON	4	11 Dan RUTH	52.808	54.275
ROW 1	3	86 Mathew SCOTT	2	2 Andrew GILL	1	14 Chris BURRAGE	51.244	52.571

Pole

Brands Hatch Indy
Circuit Length = 1.2079 miles

These results are provisional until the conclusion of any judicial and technical matters.

Clerk Of Course :	Steward :	Timekeeper :
-------------------	-----------	--------------

Results can be found at www.tsl-timing.com

Printed - 12:54 Saturday, 07 March 2020



BMCRC - MRO Championships 2020 - Rnd 1 @ Brands Hatch Indy



EDlasia Formula 400 & BMCRC Junior Supersport

RACE 12 - CLASSIFICATION

POS	NO	CL	PIC NAME	ENTRY	LAPS	TIME	GAP	DIFF	MPH	BEST	ON
1	14		1 Chris BURRAGE	Kawasaki ZXR 400 - Seton tuning	10	8:36.279			84.22	50.585	4
2	11		2 Dan RUTH	Yamaha FZR400RRSP - Richard Ruth	10	8:50.623	14.344	14.344	81.95	52.181	8
3	86		3 Mathew SCOTT	Kawasaki ZXR 400 - Dynotech Performance	10	8:55.458	19.179	4.835	81.21	52.694	4
4	191		4 James SEATH	Kawasaki ZXR400 L9 - Ovenden Earthmoving	10	9:08.101	31.822	12.643	79.33	53.985	8
5	47		5 Allan CLARK	Kawasaki ZXR400 - A Clark & Sons Builders	10	9:17.642	41.363	9.541	77.98	54.505	7
6	157	S	1 Geoff MOOK	Yamaha TZR 250 -	10	9:18.130	41.851	0.488	77.91	54.589	9
7	123	JSPT	1 Joe ELLIS	Kawasaki NINJA 400 - Jp23 racing	10	9:19.575	43.296	1.445	77.71	54.555	7
8	69	JSPT	2 Jamie Le MASURIER	Yamaha R3 - Pipework Solutions Ltd	10	9:19.807	43.528	0.232	77.68	54.126	10
9	52		6 Gary JARMAN	Kawasaki ZXR 400 -	10	9:26.805	50.526	6.998	76.72	55.333	7
10	90	S	2 Steve RAPA	Honda RVF400 TOOTHLESS - David Simon Tuning	10	9:29.732	53.453	2.927	76.32	55.935	10
11	351	S	3 Sam DIGBY-BAKER	Kawasaki ZXR400 -	9	8:41.939	1 Lap	1 Lap	74.98	56.207	9
12	20		7 Connor SWYER	Kawasaki ZXR 400 - WSC Performance & Owkay cl	9	8:42.209	1 Lap	0.270	74.94	56.234	9
13	31		8 Lee MOORE	Yamaha FZR400 - Mr Dale Morby	9	8:42.537	1 Lap	0.328	74.89	56.214	9
14	9	S	4 Karl COONEY	Kawasaki ZXR400 L5 - Ediasia	9	8:43.566	1 Lap	1.029	74.75	56.199	7
15	27	S	5 Richard HAYWARD	Yamaha TZR250 - Gforce Motorcycles/Hazel Motor:	9	8:51.458	1 Lap	7.892	73.64	57.075	7
16	75	R	1 Gary FRASER	KAWASAKI ZXR 400 -	9	8:55.862	1 Lap	4.404	73.03	58.124	9
17	71	S	6 Ben BURNAL	Honda RVF 400 - Violent running syndicate	9	8:58.250	1 Lap	2.388	72.71	58.920	2
18	222	S	7 Matthew EPPS	Kawasaki ZXR400 - M.E Vehicle Repairs	9	8:59.934	1 Lap	1.684	72.48	58.588	4
19	17	JSPT	3 Charlotte MARCUZZO	Kawasaki Ninja 300 -	9	9:00.520	1 Lap	0.586	72.40	58.570	4
20	97	S/R	1 Nicholas TAIG	Honda VFR400 NC30 - Mantis Motorsports	9	9:16.850	1 Lap	16.330	70.28	1:00.651	7
21	19	S/R	2 Marc BELL	Honda NC30 -	9	9:35.078	1 Lap	18.228	68.05	1:00.909	9

NOT CLASSIFIED

DNF	2		Andrew GILL	Kawasaki ZXR400 - The Park School. Supported b	5	4:24.432	5 Laps	4 Laps	82.22	51.488	2
DNF	85		James ROBINSON	Kawasaki ZXR400 - claire palastanga ceramics	0						

FASTEST LAP

14			Chris BURRAGE	Kawasaki ZXR 400 - Seton tuning	4	50.585			85.96 mph	138.34 kph
69	JSPT		Jamie Le MASURIER	Yamaha R3 - Pipework Solutions Ltd	10	54.126			80.34 mph	129.29 kph
157	S		Geoff MOOK	Yamaha TZR 250 -	9	54.589			79.66 mph	128.20 kph
75	R		Gary FRASER	KAWASAKI ZXR 400 -	9	58.124			74.81 mph	120.40 kph
97	S/R		Nicholas TAIG	Honda VFR400 NC30 - Mantis Motorsports	7	1:00.651			71.69 mph	115.38 kph

Class - 92.5% of Race Speed = 77.90 mph
 Class S - 92.5% of Race Speed = 72.06 mph
 Class JSPT - 92.5% of Race Speed = 71.88 mph
 Class R - 92.5% of Race Speed = 67.55 mph
 Class S/R - 92.5% of Race Speed = 65.00 mph

Brands Hatch Indy
 Circuit Length = 1.2079 miles
 Start: 15:34 Flag 15:43 End: 15:44

Weather / Track : Cloudy / Dry

These results are provisional until the conclusion of any judicial and technical matters.

Clerk Of Course :	Steward :	Timekeeper :
-------------------	-----------	--------------

Results can be found at www.tsl-timing.com

Printed - 15:44 Saturday, 07 March 2020



BMCRC - MRO Championships 2020 - Rnd 1 @ Brands Hatch Indy

EDlasia Formula 400 & BMCRC Junior Supersport

RACE 12 - LAP CHART

LAP 1 @ 15:35:47.499		
NO	BEHIND	LAP TIME

14		56.516
2	0.633	57.149
11	1.147	57.663
191	2.754	59.270
86	2.871	59.387
157	4.253	1:00.769
69	4.955	1:01.471
47	5.992	1:02.508
123	6.663	1:03.179
52	6.923	1:03.439
90	7.357	1:03.873
20	8.115	1:04.631
71	8.456	1:04.972
351	8.563	1:05.079
31	8.645	1:05.161
222	9.134	1:05.650
27	9.508	1:06.024
9	9.694	1:06.210
17	10.586	1:07.102
75	11.050	1:07.566
97	13.576	1:10.092
19	15.316	1:11.832

LAP 2 @ 15:36:38.725		
NO	BEHIND	LAP TIME

14		51.226
2	0.895	51.488
11	2.612	52.691
86	4.702	53.057
191	5.929	54.401
157	7.967	54.940
69	8.682	54.953
47	10.367	55.601
123	10.919	55.482
52	11.413	55.716
90	12.449	56.318
20	15.134	58.245
351	15.753	58.416
31	16.059	58.640
71	16.150	58.920
27	16.302	58.020
9	16.981	58.513
222	17.286	59.378
17	18.232	58.872
75	19.036	59.212
97	23.512	1:01.162
19	27.208	1:03.118

LAP 3 @ 15:37:29.731		
NO	BEHIND	LAP TIME

14		51.006
2	1.830	51.941
11	4.047	52.441
86	6.418	52.722
191	9.538	54.615
157	12.230	55.269
69	12.950	55.274
47	14.994	55.633
123	15.648	55.735
52	15.824	55.417
90	17.465	56.022

351	21.951	57.204
20	22.484	58.356
31	22.778	57.725
27	23.028	57.732
9	23.140	57.165
71	24.578	59.434
222	25.589	59.309
75	26.305	58.275
17	27.055	59.829
97	33.232	1:00.726
19	39.719	1:03.517

LAP 4 @ 15:38:20.316		
NO	BEHIND	LAP TIME

14		50.585
2	3.313	52.068
11	5.830	52.368
86	8.527	52.694
191	13.144	54.191
157	17.060	55.415
69	17.631	55.266
47	19.426	55.017
123	20.055	54.992
52	20.886	55.647
90	23.291	56.411
351	28.451	57.085
20	29.340	57.441
31	29.805	57.612
27	29.831	57.388
9	30.375	57.820
71	32.970	58.977
222	33.592	58.588
75	33.963	58.243
17	35.040	58.570
97	43.308	1:00.661

LAP 5 @ 15:39:11.187		
NO	BEHIND	LAP TIME

14		50.871
19	1 Lap	1:03.500
2	4.228	51.786
11	7.443	52.484
86	10.455	52.799
191	16.801	54.528
157	21.980	55.791
69	22.487	55.727
47	23.782	55.227
123	24.445	55.261
52	25.890	55.875
90	28.579	56.159
351	34.715	57.135
20	36.216	57.747
31	36.429	57.495
27	36.553	57.593
9	36.631	57.127
71	41.332	59.233
222	41.591	58.870
75	42.321	59.229
17	42.998	58.829

LAP 6 @ 15:40:02.297		
NO	BEHIND	LAP TIME

14		51.110
----	--	--------

97	1 Lap	1:01.166
11	8.874	52.541
86	12.219	52.874
19	1 Lap	1:04.915
191	20.101	54.410
157	26.491	55.621
69	27.010	55.633
47	27.306	54.634
123	27.903	54.568
52	30.640	55.860
90	33.615	56.146
351	40.847	57.242
20	41.731	56.625
31	41.927	56.608
9	42.601	57.080
27	47.562	1:02.119
71	49.418	59.196
75	49.620	58.409
222	50.198	59.717

LAP 7 @ 15:40:53.264		
NO	BEHIND	LAP TIME

14		50.967
17	1 Lap	59.229
11	10.663	52.756
97	1 Lap	1:00.684
86	14.262	53.010
191	23.478	54.344
19	1 Lap	1:02.229
157	30.807	55.283
47	30.844	54.505
69	31.037	54.994
123	31.491	54.555
52	35.006	55.333
90	39.267	56.619
351	46.674	56.794
20	47.145	56.381
31	47.529	56.569
9	47.833	56.199

LAP 8 @ 15:41:45.033		
NO	BEHIND	LAP TIME

14		51.769
27	1 Lap	57.075
75	1 Lap	58.606
71	1 Lap	59.004
222	1 Lap	59.182
17	1 Lap	59.107
11	11.075	52.181
86	15.500	53.007
97	1 Lap	1:00.651
191	25.694	53.985
47	33.959	54.884
157	34.576	55.538
123	35.930	56.208
69	36.715	57.447
19	1 Lap	1:02.079
52	38.784	55.547
90	43.691	56.193

LAP 9 @ 15:42:36.415		
NO	BEHIND	LAP TIME

14		51.382
----	--	--------

351	1 Lap	56.777
20	1 Lap	56.549
31	1 Lap	56.513
9	1 Lap	56.582
27	1 Lap	57.660
75	1 Lap	58.198
11	12.750	53.057
71	1 Lap	59.416
222	1 Lap	59.354
17	1 Lap	59.469
86	16.955	52.837
191	28.543	54.231
97	1 Lap	1:00.998
47	37.237	54.660
157	37.783	54.589
123	39.438	54.890
69	40.249	54.916
52	44.237	56.835
90	48.365	56.056
19	1 Lap	1:02.979

LAP 10 @ 15:43:27.262		
NO	BEHIND	LAP TIME

14		50.847
351	1 Lap	56.207
20	1 Lap	56.234
31	1 Lap	56.214
9	1 Lap	56.870
11	14.344	52.441
27	1 Lap	57.847
86	19.179	53.071
75	1 Lap	58.124
71	1 Lap	59.098
222	1 Lap	59.886
17	1 Lap	59.513
191	31.822	54.126
97	1 Lap	1:00.710
47	41.363	54.973
157	41.851	54.915
123	43.296	54.705
69	43.528	54.126
52	50.526	57.136
90	53.453	55.935
19	1 Lap	1:00.909

Weather / Track : Cloudy / Dry

Results can be found at www.tsl-timing.com

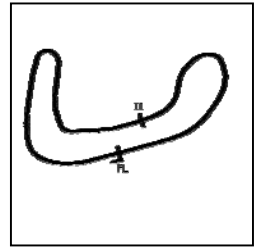
Brands Hatch Indy
Circuit Length = 1.2079 miles
Start: 15:34 Flag 15:43 End: 15:44

Printed - 15:45 Saturday, 07 March 2020

BMCRC - MRO Championships 2020 - Rnd 1 @ Brands Hatch Indy

EDlasia Formula 400 & BMCRC Junior Supersport

RACE 12 - SECTOR ANALYSIS



SECTOR 1 = FL to I1, SECTOR 2 = I1 to FL, DIFF = Difference To Personal Best Lap, P = Crossed Finish Line in Pit Lane, D = Time Disallowed

P1 14		Chris BURRAGE		Kawasaki ZXR 400 - Seton tuning			
IDEAL LAP TIME : 50.539		BEST LAP TIME : 50.585		DIFFERENCE : 0.046			
LAP	SECTOR 1	SECTOR 2	LAP TIME	MPH	DIFF	TIME OF DAY	
1 -		20.586	56.516	76.94	5.931	15:35:47.499	
2 -	30.728	20.498	51.226	84.89	0.641	15:36:38.725	
3 -	30.621	20.385	51.006	85.25	0.421	15:37:29.731	
4 -	30.315	20.270	50.585 (1)	85.96		15:38:20.316	
5 -	30.269	20.602	50.871 (3)	85.48	0.286	15:39:11.187	
6 -	30.502	20.608	51.110	85.08	0.525	15:40:02.297	
7 -	30.676	20.291	50.967	85.32	0.382	15:40:53.264	
8 -	31.122	20.647	51.769	84.00	1.184	15:41:45.033	
9 -	30.682	20.700	51.382	84.63	0.797	15:42:36.415	
10 -	30.455	20.392	50.847 (2)	85.52	0.262	15:43:27.262	

P2 11		Dan RUTH		Yamaha FZR400RRSP - Richard Ruth			
IDEAL LAP TIME : 52.152		BEST LAP TIME : 52.181		DIFFERENCE : 0.029			
LAP	SECTOR 1	SECTOR 2	LAP TIME	MPH	DIFF	TIME OF DAY	
1 -		20.989	57.663	75.41	5.482	15:35:48.646	
2 -	31.537	21.154	52.691	82.53	0.510	15:36:41.337	
3 -	31.437	21.004	52.441 (3)	82.92	0.260	15:37:33.778	
4 -	31.539	20.829	52.368 (2)	83.03	0.187	15:38:26.146	
5 -	31.639	20.845	52.484	82.85	0.303	15:39:18.630	
6 -	31.664	20.877	52.541	82.76	0.360	15:40:11.171	
7 -	31.410	21.346	52.756	82.42	0.575	15:41:03.927	
8 -	31.356	20.825	52.181 (1)	83.33		15:41:56.108	
9 -	31.580	21.477	53.057	81.96	0.876	15:42:49.165	
10 -	31.327	21.114	52.441 (3)	82.92	0.260	15:43:41.606	

P3 86		Mathew SCOTT		Kawasaki ZXR 400 - Dynotech Performance			
IDEAL LAP TIME : 52.487		BEST LAP TIME : 52.694		DIFFERENCE : 0.207			
LAP	SECTOR 1	SECTOR 2	LAP TIME	MPH	DIFF	TIME OF DAY	
1 -		21.644	59.387	73.22	6.693	15:35:50.370	
2 -	31.958	21.099	53.057	81.96	0.363	15:36:43.427	
3 -	31.610	21.112	52.722 (2)	82.48	0.028	15:37:36.149	
4 -	31.721	20.973	52.694 (1)	82.52		15:38:28.843	
5 -	31.620	21.179	52.799 (3)	82.36	0.105	15:39:21.642	
6 -	31.514	21.360	52.874	82.24	0.180	15:40:14.516	
7 -	31.876	21.134	53.010	82.03	0.316	15:41:07.526	
8 -	31.722	21.285	53.007	82.03	0.313	15:42:00.533	
9 -	31.676	21.161	52.837	82.30	0.143	15:42:53.370	
10 -	32.025	21.046	53.071	81.93	0.377	15:43:46.441	

P4 191		James SEATH		Kawasaki ZXR400 L9 - Ovenden Earthmoving			
IDEAL LAP TIME : 53.869		BEST LAP TIME : 53.985		DIFFERENCE : 0.116			
LAP	SECTOR 1	SECTOR 2	LAP TIME	MPH	DIFF	TIME OF DAY	
1 -		21.691	59.270	73.36	5.285	15:35:50.253	
2 -	32.828	21.573	54.401	79.93	0.416	15:36:44.654	
3 -	32.879	21.736	54.615	79.62	0.630	15:37:39.269	
4 -	32.748	21.443	54.191 (3)	80.24	0.206	15:38:33.460	
5 -	32.891	21.637	54.528	79.74	0.543	15:39:27.988	
6 -	32.836	21.574	54.410	79.92	0.425	15:40:22.398	
7 -	32.647	21.697	54.344	80.01	0.359	15:41:16.742	
8 -	32.432	21.553	53.985 (1)	80.55		15:42:10.727	
9 -	32.426	21.805	54.231	80.18	0.246	15:43:04.958	
10 -	32.476	21.650	54.126 (2)	80.34	0.141	15:43:59.084	

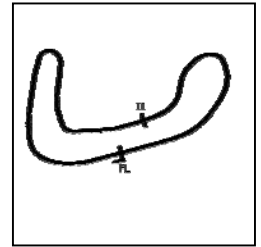
Weather / Track : Cloudy / Dry

Brands Hatch Indy
Circuit Length = 1.2079 miles
Start: 15:34 Flag 15:43 End: 15:44

BMCRC - MRO Championships 2020 - Rnd 1 @ Brands Hatch Indy

EDlasia Formula 400 & BMCRC Junior Supersport

RACE 12 - SECTOR ANALYSIS



SECTOR 1 = FL to I1, SECTOR 2 = I1 to FL, DIFF = Difference To Personal Best Lap, P = Crossed Finish Line in Pit Lane, D = Time Disallowed

P5 47 Allan CLARK		Kawasaki ZXR400 - A Clark & Sons Builders				
IDEAL LAP TIME : 54.505		BEST LAP TIME : 54.505		DIFFERENCE : 0.000		
LAP	SECTOR 1	SECTOR 2	LAP TIME	MPH	DIFF	TIME OF DAY
1 -		22.271	1:02.508	69.56	8.003	15:35:53.491
2 -	33.325	22.276	55.601	78.21	1.096	15:36:49.092
3 -	32.995	22.638	55.633	78.16	1.128	15:37:44.725
4 -	32.682	22.335	55.017	79.04	0.512	15:38:39.742
5 -	33.043	22.184	55.227	78.74	0.722	15:39:34.969
6 -	32.790	21.844	54.634 (2)	79.59	0.129	15:40:29.603
7 -	32.662	21.843	54.505 (1)	79.78		15:41:24.108
8 -	32.855	22.029	54.884	79.23	0.379	15:42:18.992
9 -	32.760	21.900	54.660 (3)	79.55	0.155	15:43:13.652
10 -	32.927	22.046	54.973	79.10	0.468	15:44:08.625

P6 157 S Geoff MOOK		Yamaha TZR 250 -				
IDEAL LAP TIME : 54.589		BEST LAP TIME : 54.589		DIFFERENCE : 0.000		
LAP	SECTOR 1	SECTOR 2	LAP TIME	MPH	DIFF	TIME OF DAY
1 -		22.118	1:00.769	71.55	6.180	15:35:51.752
2 -	32.755	22.185	54.940 (3)	79.15	0.351	15:36:46.692
3 -	33.040	22.229	55.269	78.68	0.680	15:37:41.961
4 -	33.181	22.234	55.415	78.47	0.826	15:38:37.376
5 -	33.222	22.569	55.791	77.94	1.202	15:39:33.167
6 -	33.361	22.260	55.621	78.18	1.032	15:40:28.788
7 -	32.861	22.422	55.283	78.66	0.694	15:41:24.071
8 -	33.400	22.138	55.538	78.29	0.949	15:42:19.609
9 -	32.688	21.901	54.589 (1)	79.66		15:43:14.198
10 -	32.848	22.067	54.915 (2)	79.18	0.326	15:44:09.113

P7 123 JSPT Joe ELLIS		Kawasaki NINJA 400 - Jp23 racing				
IDEAL LAP TIME : 54.553		BEST LAP TIME : 54.555		DIFFERENCE : 0.002		
LAP	SECTOR 1	SECTOR 2	LAP TIME	MPH	DIFF	TIME OF DAY
1 -		22.617	1:03.179	68.82	8.624	15:35:54.162
2 -	33.553	21.929	55.482	78.37	0.927	15:36:49.644
3 -	33.226	22.509	55.735	78.02	1.180	15:37:45.379
4 -	33.125	21.867	54.992	79.07	0.437	15:38:40.371
5 -	33.153	22.108	55.261	78.69	0.706	15:39:35.632
6 -	32.774	21.794	54.568 (2)	79.69	0.013	15:40:30.200
7 -	32.776	21.779	54.555 (1)	79.71		15:41:24.755
8 -	33.289	22.919	56.208	77.36	1.653	15:42:20.963
9 -	33.081	21.809	54.890	79.22	0.335	15:43:15.853
10 -	32.870	21.835	54.705 (3)	79.49	0.150	15:44:10.558

P8 69 JSPT Jamie Le MASURIER		Yamaha R3 - Pipework Solutions Ltd				
IDEAL LAP TIME : 54.126		BEST LAP TIME : 54.126		DIFFERENCE : 0.000		
LAP	SECTOR 1	SECTOR 2	LAP TIME	MPH	DIFF	TIME OF DAY
1 -		22.511	1:01.471	70.74	7.345	15:35:52.454
2 -	32.666	22.287	54.953 (3)	79.13	0.827	15:36:47.407
3 -	32.933	22.341	55.274	78.67	1.148	15:37:42.681
4 -	32.925	22.341	55.266	78.68	1.140	15:38:37.947
5 -	32.982	22.745	55.727	78.03	1.601	15:39:33.674
6 -	33.306	22.327	55.633	78.16	1.507	15:40:29.307
7 -	32.619	22.375	54.994	79.07	0.868	15:41:24.301
8 -	33.485	23.962	57.447	75.69	3.321	15:42:21.748
9 -	32.858	22.058	54.916 (2)	79.18	0.790	15:43:16.664
10 -	32.287	21.839	54.126 (1)	80.34		15:44:10.790

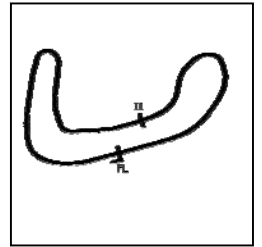
Weather / Track : Cloudy / Dry

Brands Hatch Indy
Circuit Length = 1.2079 miles
Start: 15:34 Flag 15:43 End: 15:44

BMCRC - MRO Championships 2020 - Rnd 1 @ Brands Hatch Indy

EDlasia Formula 400 & BMCRC Junior Supersport

RACE 12 - SECTOR ANALYSIS



SECTOR 1 = FL to I1, SECTOR 2 = I1 to FL, DIFF = Difference To Personal Best Lap, P = Crossed Finish Line in Pit Lane, D = Time Disallowed

P9 52 Gary JARMAN		Kawasaki ZXR 400 -				
IDEAL LAP TIME : 55.153		BEST LAP TIME : 55.333		DIFFERENCE : 0.180		
LAP	SECTOR 1	SECTOR 2	LAP TIME	MPH	DIFF	TIME OF DAY
1 -		22.641	1:03.439	68.54	8.106	15:35:54.422
2 -	33.555	22.161	55.716	78.04	0.383	15:36:50.138
3 -	33.188	22.229	55.417 (2)	78.47	0.084	15:37:45.555
4 -	33.429	22.218	55.647	78.14	0.314	15:38:41.202
5 -	33.504	22.371	55.875	77.82	0.542	15:39:37.077
6 -	33.127	22.733	55.860	77.84	0.527	15:40:32.937
7 -	33.282	22.051	55.333 (1)	78.58		15:41:28.270
8 -	33.102	22.445	55.547 (3)	78.28	0.214	15:42:23.817
9 -	33.925	22.910	56.835	76.51	1.502	15:43:20.652
10 -	33.613	23.523	57.136	76.10	1.803	15:44:17.788

P10 90 S Steve RAPA		Honda RVF400 TOOTHLESS - David Simon Tuning				
IDEAL LAP TIME : 55.757		BEST LAP TIME : 55.935		DIFFERENCE : 0.178		
LAP	SECTOR 1	SECTOR 2	LAP TIME	MPH	DIFF	TIME OF DAY
1 -		22.855	1:03.873	68.08	7.938	15:35:54.856
2 -	34.110	22.208	56.318	77.21	0.383	15:36:51.174
3 -	33.782	22.240	56.022 (2)	77.62	0.087	15:37:47.196
4 -	34.045	22.366	56.411	77.08	0.476	15:38:43.607
5 -	33.793	22.366	56.159	77.43	0.224	15:39:39.766
6 -	33.922	22.224	56.146	77.45	0.211	15:40:35.912
7 -	34.169	22.450	56.619	76.80	0.684	15:41:32.531
8 -	33.969	22.224	56.193	77.38	0.258	15:42:28.724
9 -	33.749	22.307	56.056 (3)	77.57	0.121	15:43:24.780
10 -	33.549	22.386	55.935 (1)	77.74		15:44:20.715

P11 351 S Sam DIGBY-BAKER		Kawasaki ZXR400 -				
IDEAL LAP TIME : 56.207		BEST LAP TIME : 56.207		DIFFERENCE : 0.000		
LAP	SECTOR 1	SECTOR 2	LAP TIME	MPH	DIFF	TIME OF DAY
1 -		22.979	1:05.079	66.81	8.872	15:35:56.062
2 -	35.257	23.159	58.416	74.44	2.209	15:36:54.478
3 -	34.502	22.702	57.204	76.01	0.997	15:37:51.682
4 -	34.497	22.588	57.085	76.17	0.878	15:38:48.767
5 -	34.383	22.752	57.135	76.11	0.928	15:39:45.902
6 -	34.377	22.865	57.242	75.96	1.035	15:40:43.144
7 -	34.184	22.610	56.794 (3)	76.56	0.587	15:41:39.938
8 -	34.140	22.637	56.777 (2)	76.59	0.570	15:42:36.715
9 -	33.799	22.408	56.207 (1)	77.36		15:43:32.922

P12 20 Connor SWYER		Kawasaki ZXR 400 - WSC Performace & Owkay clothing				
IDEAL LAP TIME : 56.168		BEST LAP TIME : 56.234		DIFFERENCE : 0.066		
LAP	SECTOR 1	SECTOR 2	LAP TIME	MPH	DIFF	TIME OF DAY
1 -		23.281	1:04.631	67.28	8.397	15:35:55.614
2 -	34.845	23.400	58.245	74.66	2.011	15:36:53.859
3 -	35.278	23.078	58.356	74.51	2.122	15:37:52.215
4 -	34.754	22.687	57.441	75.70	1.207	15:38:49.656
5 -	34.462	23.285	57.747	75.30	1.513	15:39:47.403
6 -	33.948	22.677	56.625	76.79	0.391	15:40:44.028
7 -	34.067	22.314	56.381 (2)	77.12	0.147	15:41:40.409
8 -	33.986	22.563	56.549 (3)	76.89	0.315	15:42:36.958
9 -	33.854	22.380	56.234 (1)	77.33		15:43:33.192

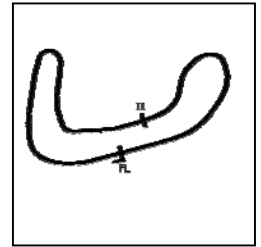
Weather / Track : Cloudy / Dry

Brands Hatch Indy
Circuit Length = 1.2079 miles
Start: 15:34 Flag 15:43 End: 15:44

BMCR - MRO Championships 2020 - Rnd 1 @ Brands Hatch Indy

EDlasia Formula 400 & BMCR Junior Supersport

RACE 12 - SECTOR ANALYSIS



SECTOR 1 = FL to I1, SECTOR 2 = I1 to FL, DIFF = Difference To Personal Best Lap, P = Crossed Finish Line in Pit Lane, D = Time Disallowed

P13 31		Lee MOORE		Yamaha FZR400 - Mr Dale Morby		
IDEAL LAP TIME : 56.193		BEST LAP TIME : 56.214		DIFFERENCE : 0.021		
LAP	SECTOR 1	SECTOR 2	LAP TIME	MPH	DIFF	TIME OF DAY
1 -		23.254	1:05.161	66.73	8.947	15:35:56.144
2 -	35.680	22.960	58.640	74.15	2.426	15:36:54.784
3 -	34.590	23.135	57.725	75.33	1.511	15:37:52.509
4 -	34.822	22.790	57.612	75.48	1.398	15:38:50.121
5 -	34.439	23.056	57.495	75.63	1.281	15:39:47.616
6 -	34.034	22.574	56.608	76.81	0.394	15:40:44.224
7 -	34.126	22.443	56.569 (3)	76.87	0.355	15:41:40.793
8 -	33.939	22.574	56.513 (2)	76.94	0.299	15:42:37.306
9 -	33.750	22.464	56.214 (1)	77.35		15:43:33.520

P14 9 S		Karl COONEY		Kawasaki ZXR400 L5 - Ediasia		
IDEAL LAP TIME : 56.199		BEST LAP TIME : 56.199		DIFFERENCE : 0.000		
LAP	SECTOR 1	SECTOR 2	LAP TIME	MPH	DIFF	TIME OF DAY
1 -		22.853	1:06.210	65.67	10.011	15:35:57.193
2 -	35.301	23.212	58.513	74.31	2.314	15:36:55.706
3 -	34.531	22.634	57.165	76.07	0.966	15:37:52.871
4 -	34.780	23.040	57.820	75.20	1.621	15:38:50.691
5 -	34.289	22.838	57.127	76.12	0.928	15:39:47.818
6 -	34.340	22.740	57.080	76.18	0.881	15:40:44.898
7 -	33.914	22.285	56.199 (1)	77.37		15:41:41.097
8 -	34.034	22.548	56.582 (2)	76.85	0.383	15:42:37.679
9 -	34.380	22.490	56.870 (3)	76.46	0.671	15:43:34.549

P15 27 S		Richard HAYWARD		Yamaha TZR250 - Gforce Motorcycles/Hazel Motors		
IDEAL LAP TIME : 56.813		BEST LAP TIME : 57.075		DIFFERENCE : 0.262		
LAP	SECTOR 1	SECTOR 2	LAP TIME	MPH	DIFF	TIME OF DAY
1 -		23.247	1:06.024	65.86	8.949	15:35:57.007
2 -	35.288	22.732	58.020	74.95	0.945	15:36:55.027
3 -	34.506	23.226	57.732	75.32	0.657	15:37:52.759
4 -	34.485	22.903	57.388 (2)	75.77	0.313	15:38:50.147
5 -	34.270	23.323	57.593 (3)	75.50	0.518	15:39:47.740
6 -	38.552	23.567	1:02.119	70.00	5.044	15:40:49.859
7 -	34.532	22.543	57.075 (1)	76.19		15:41:46.934
8 -	34.628	23.032	57.660	75.41	0.585	15:42:44.594
9 -	34.942	22.905	57.847	75.17	0.772	15:43:42.441

P16 75 R		Gary FRASER		KAWASAKI ZXR 400 -		
IDEAL LAP TIME : 58.050		BEST LAP TIME : 58.124		DIFFERENCE : 0.074		
LAP	SECTOR 1	SECTOR 2	LAP TIME	MPH	DIFF	TIME OF DAY
1 -		24.020	1:07.566	64.36	9.442	15:35:58.549
2 -	35.645	23.567	59.212	73.44	1.088	15:36:57.761
3 -	34.997	23.278	58.275	74.62	0.151	15:37:56.036
4 -	35.190	23.053	58.243 (3)	74.66	0.119	15:38:54.279
5 -	35.757	23.472	59.229	73.42	1.105	15:39:53.508
6 -	35.335	23.074	58.409	74.45	0.285	15:40:51.917
7 -	35.465	23.141	58.606	74.20	0.482	15:41:50.523
8 -	35.005	23.193	58.198 (2)	74.72	0.074	15:42:48.721
9 -	35.068	23.056	58.124 (1)	74.81		15:43:46.845

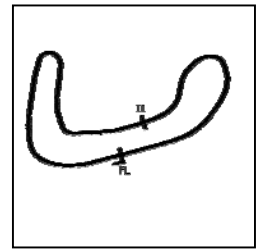
Weather / Track : Cloudy / Dry

Brands Hatch Indy
Circuit Length = 1.2079 miles
Start: 15:34 Flag 15:43 End: 15:44

BMCRC - MRO Championships 2020 - Rnd 1 @ Brands Hatch Indy

EDlasia Formula 400 & BMCRC Junior Supersport

RACE 12 - SECTOR ANALYSIS



SECTOR 1 = FL to I1, SECTOR 2 = I1 to FL, DIFF = Difference To Personal Best Lap, P = Crossed Finish Line in Pit Lane, D = Time Disallowed

P17 71 S		Ben BURNAL		Honda RVF 400 - Violent running syndicate			
IDEAL LAP TIME : 58.549		BEST LAP TIME : 58.920		DIFFERENCE : 0.371			
LAP	SECTOR 1	SECTOR 2	LAP TIME	MPH	DIFF	TIME OF DAY	
1 -		23.307	1:04.972	66.92	6.052	15:35:55.955	
2 -	35.295	23.625	58.920 (1)	73.80		15:36:54.875	
3 -	36.023	23.411	59.434	73.16	0.514	15:37:54.309	
4 -	35.723	23.254	58.977 (2)	73.73	0.057	15:38:53.286	
5 -	35.583	23.650	59.233	73.41	0.313	15:39:52.519	
6 -	35.807	23.389	59.196	73.46	0.276	15:40:51.715	
7 -	35.398	23.606	59.004 (3)	73.70	0.084	15:41:50.719	
8 -	35.875	23.541	59.416	73.18	0.496	15:42:50.135	
9 -	35.827	23.271	59.098	73.58	0.178	15:43:49.233	

P18 222 S		Matthew EPPS		Kawasaki ZXR400 - M.E Vehicle Repairs			
IDEAL LAP TIME : 58.588		BEST LAP TIME : 58.588		DIFFERENCE : 0.000			
LAP	SECTOR 1	SECTOR 2	LAP TIME	MPH	DIFF	TIME OF DAY	
1 -		23.305	1:05.650	66.23	7.062	15:35:56.633	
2 -	36.171	23.207	59.378	73.23	0.790	15:36:56.011	
3 -	35.888	23.421	59.309	73.32	0.721	15:37:55.320	
4 -	35.543	23.045	58.588 (1)	74.22		15:38:53.908	
5 -	35.582	23.288	58.870 (2)	73.86	0.282	15:39:52.778	
6 -	36.431	23.286	59.717	72.82	1.129	15:40:52.495	
7 -	35.635	23.547	59.182 (3)	73.47	0.594	15:41:51.677	
8 -	36.043	23.311	59.354	73.26	0.766	15:42:51.031	
9 -	36.090	23.796	59.886	72.61	1.298	15:43:50.917	

P19 17 JSPT		Charlotte MARCUZZO		Kawasaki Ninja 300 -			
IDEAL LAP TIME : 58.545		BEST LAP TIME : 58.570		DIFFERENCE : 0.025			
LAP	SECTOR 1	SECTOR 2	LAP TIME	MPH	DIFF	TIME OF DAY	
1 -		23.660	1:07.102	64.80	8.532	15:35:58.085	
2 -	35.359	23.513	58.872 (3)	73.86	0.302	15:36:56.957	
3 -	35.937	23.892	59.829	72.68	1.259	15:37:56.786	
4 -	35.196	23.374	58.570 (1)	74.24		15:38:55.356	
5 -	35.480	23.349	58.829 (2)	73.91	0.259	15:39:54.185	
6 -	35.249	23.980	59.229	73.42	0.659	15:40:53.414	
7 -	35.298	23.809	59.107	73.57	0.537	15:41:52.521	
8 -	35.720	23.749	59.469	73.12	0.899	15:42:51.990	
9 -	35.540	23.973	59.513	73.06	0.943	15:43:51.503	

P20 97 S/R		Nicholas TAIG		Honda VFR400 NC30 - Mantis Motorsports			
IDEAL LAP TIME : 1:00.369		BEST LAP TIME : 1:00.651		DIFFERENCE : 0.282			
LAP	SECTOR 1	SECTOR 2	LAP TIME	MPH	DIFF	TIME OF DAY	
1 -		24.453	1:10.092	62.04	9.441	15:36:01.075	
2 -	36.900	24.262	1:01.162	71.09	0.511	15:37:02.237	
3 -	36.598	24.128	1:00.726	71.61	0.075	15:38:02.963	
4 -	36.642	24.019	1:00.661 (2)	71.68	0.010	15:39:03.624	
5 -	36.579	24.587	1:01.166	71.09	0.515	15:40:04.790	
6 -	36.350	24.334	1:00.684 (3)	71.65	0.033	15:41:05.474	
7 -	36.586	24.065	1:00.651 (1)	71.69		15:42:06.125	
8 -	36.954	24.044	1:00.998	71.29	0.347	15:43:07.123	
9 -	36.531	24.179	1:00.710	71.62	0.059	15:44:07.833	

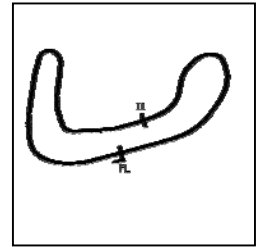
Weather / Track : Cloudy / Dry

Brands Hatch Indy
Circuit Length = 1.2079 miles
Start: 15:34 Flag 15:43 End: 15:44

BMCRC - MRO Championships 2020 - Rnd 1 @ Brands Hatch Indy

EDlasia Formula 400 & BMCRC Junior Supersport

RACE 12 - SECTOR ANALYSIS



SECTOR 1 = FL to I1, SECTOR 2 = I1 to FL, DIFF = Difference To Personal Best Lap, P = Crossed Finish Line in Pit Lane, D = Time Disallowed

P21		19 S/R		Marc BELL		Honda NC30 -	
IDEAL LAP TIME : 1:00.909		BEST LAP TIME : 1:00.909		DIFFERENCE : 0.000			
LAP	SECTOR 1	SECTOR 2	LAP TIME	MPH	DIFF	TIME OF DAY	
1 -		24.929	1:11.832	60.53	10.923	15:36:02.815	
2 -	38.101	25.017	1:03.118	68.89	2.209	15:37:05.933	
3 -	38.675	24.842	1:03.517	68.46	2.608	15:38:09.450	
4 -	38.356	25.144	1:03.500	68.48	2.591	15:39:12.950	
5 -	40.158	24.757	1:04.915	66.98	4.006	15:40:17.865	
6 -	37.679	24.550	1:02.229 (3)	69.88	1.320	15:41:20.094	
7 -	37.424	24.655	1:02.079 (2)	70.04	1.170	15:42:22.173	
8 -	38.348	24.631	1:02.979	69.04	2.070	15:43:25.152	
9 -	36.443	24.466	1:00.909 (1)	71.39		15:44:26.061	

P22		2		Andrew GILL		Kawasaki ZXR400 - The Park School. Supported by RST Leatl	
IDEAL LAP TIME : 51.488		BEST LAP TIME : 51.488		DIFFERENCE : 0.000			
LAP	SECTOR 1	SECTOR 2	LAP TIME	MPH	DIFF	TIME OF DAY	
1 -		21.082	57.149	76.09	5.661	15:35:48.132	
2 -	30.833	20.655	51.488 (1)	84.45		15:36:39.620	
3 -	30.991	20.950	51.941 (3)	83.72	0.453	15:37:31.561	
4 -	31.156	20.912	52.068	83.51	0.580	15:38:23.629	
5 -	30.952	20.834	51.786 (2)	83.97	0.298	15:39:15.415	

BMCRC - MRO Championships 2020 - Rnd 1 @ Brands Hatch Indy

EDlasia Formula 400 & BMCRC Junior Supersport

RACE 12 - BEST SECTORS

SECTOR 1			SECTOR 2			IDEAL / BEST COMPARISON						
POS	NO	NAME	TIME	NO	NAME	TIME	POS	NO	NAME	IDEAL	BEST	DIFF
									PERFECT LAP	50.539		
1	14	BURRAGE	30.269	14	BURRAGE	20.270	1	14	BURRAGE	50.539	50.585	0.046
2	2	GILL	30.833	2	GILL	20.655	2	2	GILL	51.488	51.488	0.000
3	11	RUTH	31.327	11	RUTH	20.825	3	11	RUTH	52.152	52.181	0.029
4	86	SCOTT	31.514	86	SCOTT	20.973	4	86	SCOTT	52.487	52.694	0.207
5	69	MASURIER	32.287	191	SEATH	21.443	5	191	SEATH	53.869	53.985	0.116
6	191	SEATH	32.426	123	ELLIS	21.779	6	69	MASURIER	54.126	54.126	0.000
7	47	CLARK	32.662	69	MASURIER	21.839	7	47	CLARK	54.505	54.505	0.000
8	157	MOOK	32.688	47	CLARK	21.843	8	123	ELLIS	54.553	54.555	0.002
9	123	ELLIS	32.774	157	MOOK	21.901	9	157	MOOK	54.589	54.589	0.000
10	52	JARMAN	33.102	52	JARMAN	22.051	10	52	JARMAN	55.153	55.333	0.180
11	90	RAPA	33.549	90	RAPA	22.208	11	90	RAPA	55.757	55.935	0.178
12	31	MOORE	33.750	9	COONEY	22.285	12	20	SWYER	56.168	56.234	0.066
13	351	DIGBY-BAKER	33.799	20	SWYER	22.314	13	31	MOORE	56.193	56.214	0.021
14	20	SWYER	33.854	351	DIGBY-BAKER	22.408	14	9	COONEY	56.199	56.199	0.000
15	9	COONEY	33.914	31	MOORE	22.443	15	351	DIGBY-BAKER	56.207	56.207	0.000
16	27	HAYWARD	34.270	27	HAYWARD	22.543	16	27	HAYWARD	56.813	57.075	0.262
17	75	FRASER	34.997	222	EPPS	23.045	17	75	FRASER	58.050	58.124	0.074
18	17	MARCUZZO	35.196	75	FRASER	23.053	18	17	MARCUZZO	58.545	58.570	0.025
19	71	BURNAL	35.295	71	BURNAL	23.254	19	71	BURNAL	58.549	58.920	0.371
20	222	EPPS	35.543	17	MARCUZZO	23.349	20	222	EPPS	58.588	58.588	0.000
21	97	TAIG	36.350	97	TAIG	24.019	21	97	TAIG	1:00.369	1:00.651	0.282
22	19	BELL	36.443	19	BELL	24.466	22	19	BELL	1:00.909	1:00.909	0.000
23												

Weather / Track : Cloudy / Dry

Results can be found at www.tsl-timing.com

Brands Hatch Indy
Circuit Length = 1.2079 miles
Start: 15:34 Flag 15:43 End: 15:44

Printed - 15:45 Saturday, 07 March 2020

BMCRC - MRO Championships 2020 - Rnd 1 @ Brands Hatch Indy

EDlasia Formula 400 & BMCRC Junior Supersport

RACE 12 - STATISTICS

Competitors Started 22
Planned Start 2020-03-07 @ 15:50:00.000
Actual Start 2020-03-07 @ 15:34:50.982
Finish Time 2020-03-07 @ 15:43:27.261
Track Length 1.2079mi.
Total Laps 204
Total Distance Covered 246.4209mi.

Session Fastest Lap History

NO	CL	NAME	LAP TIME	TIME OF DAY	LAP	VEHICLE
14		Chris BURRAGE	51.226	15:36:38.730	2	Kawasaki ZXR 400
14		Chris BURRAGE	51.006	15:37:29.738	3	Kawasaki ZXR 400
14		Chris BURRAGE	50.585	15:38:20.322	4	Kawasaki ZXR 400

Session Leader History

NO	CL	NAME	FROM LAP	LAPS LED	DISTANCE	VEHICLE
14		Chris BURRAGE	1	10	12.07 miles	Kawasaki ZXR 400

Flag History

TYPE	TIME OF DAY
GREEN	15:34:50.982
FINISH	15:43:27.261

Flag Statistics

TYPE	COUNT	TOTAL LAPS	TOTAL TIME
Green	1	10	9:39.861
Red	0	0	0.000
Safety Car	0	0	0.000
FCY	0	0	0.000

BMCRC - MRO Championships 2020 - Rnd 1 @ Brands Hatch Indy

EDlasia Formula 400 & BMCRC Junior Supersport

RACE 12 - STATISTICS

CLASS :

9 Starters

Fastest Lap History

NO	NAME	LAP TIME	TIME OF DAY	LAP	VEHICLE
14	Chris BURRAGE	51.226	15:36:38.730	2	Kawasaki ZXR 400
14	Chris BURRAGE	51.006	15:37:29.738	3	Kawasaki ZXR 400
14	Chris BURRAGE	50.585	15:38:20.322	4	Kawasaki ZXR 400

Leader History

NO	NAME	FROM LAP	LAPS LED	DISTANCE	VEHICLE
14	Chris BURRAGE	1	10	12.07 miles	Kawasaki ZXR 400

BMCRC - MRO Championships 2020 - Rnd 1 @ Brands Hatch Indy

EDlasia Formula 400 & BMCRC Junior Supersport

RACE 12 - STATISTICS

CLASS : R

1 Starters

Fastest Lap History

NO	NAME	LAP TIME	TIME OF DAY	LAP	VEHICLE
75	Gary FRASER	59.212	15:36:57.772	2	KAWASAKI ZXR 400
75	Gary FRASER	58.275	15:37:56.048	3	KAWASAKI ZXR 400
75	Gary FRASER	58.243	15:38:54.290	4	KAWASAKI ZXR 400
75	Gary FRASER	58.198	15:42:48.733	8	KAWASAKI ZXR 400
75	Gary FRASER	58.124	15:43:46.856	9	KAWASAKI ZXR 400

Leader History

NO	NAME	FROM LAP	LAPS LED	DISTANCE	VEHICLE
75	Gary FRASER	1	9	10.87 miles	KAWASAKI ZXR 400

BMCRC - MRO Championships 2020 - Rnd 1 @ Brands Hatch Indy

EDlasia Formula 400 & BMCRC Junior Supersport

RACE 12 - STATISTICS

CLASS : S

7 Starters

Fastest Lap History

NO	NAME	LAP TIME	TIME OF DAY	LAP	VEHICLE
157	Geoff MOOK	54.940	15:36:46.704	2	Yamaha TZR 250
157	Geoff MOOK	54.589	15:43:14.210	9	Yamaha TZR 250

Leader History

NO	NAME	FROM LAP	LAPS LED	DISTANCE	VEHICLE
157	Geoff MOOK	1	10	12.07 miles	Yamaha TZR 250

BMCRC - MRO Championships 2020 - Rnd 1 @ Brands Hatch Indy

EDlasia Formula 400 & BMCRC Junior Supersport

RACE 12 - STATISTICS

CLASS : S/R

2 Starters

Fastest Lap History

NO	NAME	LAP TIME	TIME OF DAY	LAP	VEHICLE
97	Nicholas TAIG	1:01.162	15:37:02.260	2	Honda VFR400 NC30
97	Nicholas TAIG	1:00.726	15:38:02.987	3	Honda VFR400 NC30
97	Nicholas TAIG	1:00.661	15:39:03.647	4	Honda VFR400 NC30
97	Nicholas TAIG	1:00.651	15:42:06.149	7	Honda VFR400 NC30

Leader History

NO	NAME	FROM LAP	LAPS LED	DISTANCE	VEHICLE
97	Nicholas TAIG	1	9	10.87 miles	Honda VFR400 NC30

BMCRC - MRO Championships 2020 - Rnd 1 @ Brands Hatch Indy

EDlasia Formula 400 & BMCRC Junior Supersport

RACE 12 - STATISTICS

CLASS : JSPT

3 Starters

Fastest Lap History

NO	NAME	LAP TIME	TIME OF DAY	LAP	VEHICLE
69	Jamie Le MASURIER	54.953	15:36:47.424	2	Yamaha R3
123	Joe ELLIS	54.568	15:40:30.226	6	Kawasaki NINJA 400
123	Joe ELLIS	54.555	15:41:24.781	7	Kawasaki NINJA 400
69	Jamie Le MASURIER	54.126	15:44:10.807	10	Yamaha R3

Leader History

NO	NAME	FROM LAP	LAPS LED	DISTANCE	VEHICLE
69	Jamie Le MASURIER	1	7	8.45 miles	Yamaha R3
123	Joe ELLIS	8	3	3.62 miles	Kawasaki NINJA 400

BMCRC - MRO Championships 2020 - Rnd 1 @ Brands Hatch Indy



EDlasia Formula 400 & BMCRC Junior Supersport

RACE 3 - GRID (12 Laps)

ROW 10	30		29		28	67	Robben FALVEY						
ROW 9		27	42	Christopher JOHNSON	26	124	Andy SCANLON	25	39	Kim ZAREBSKI			
ROW 8	24	33	Carl JOHNSTONE	23	85	James ROBINSON	22	1:00.909	19	Marc BELL			
ROW 7		21	1:00.651	97	Nicholas TAIG	20	58.920	71	Ben BURNAL	19	58.588	222	Matthew EPPS
ROW 6	18	58.570	17	Charlotte MARCUZZO	17	58.124	75	Gary FRASER	16	57.075	27	Richard HAYWARD	
ROW 5		15	56.234	20	Connor SWYER	14	56.214	31	Lee MOORE	13	56.207	351	Sam DIGBY-BAKER
ROW 4	12	56.199	9	Karl COONEY	11	55.935	90	Steve RAPA	10	55.333	52	Gary JARMAN	
ROW 3		9	54.589	157	Geoff MOOK	8	54.555	123	Joe ELLIS	7	54.505	47	Allan CLARK
ROW 2	6	54.126	69	Jamie Le MASURIER	5	53.985	191	James SEATH	4	52.694	86	Mathew SCOTT	
ROW 1		3	52.181	11	Dan RUTH	2	51.488	2	Andrew GILL	1	50.585	14	Chris BURRAGE
													Pole

Brands Hatch Indy
Circuit Length = 1.2079 miles

These results are provisional until the conclusion of any judicial and technical matters.

Clerk Of Course :	Steward :	Timekeeper :
-------------------	-----------	--------------

Results can be found at www.tsl-timing.com

Printed - 15:47 Saturday, 07 March 2020



BMCRC - MRO Championships 2020 - Rnd 1 @ Brands Hatch Indy



EDlasia Formula 400 & BMCRC Junior Supersport

RACE 2 - CLASSIFICATION

POS	NO	CL	PIC NAME	ENTRY	LAPS	TIME	GAP	DIFF	MPH	BEST	ON
1	14		1 Chris BURRAGE	Kawasaki ZXR 400 - Seton tuning	12	11:31.665			75.44	55.545	11
2	11		2 Dan RUTH	Yamaha FZR400RRSP - Richard Ruth	12	11:33.393	1.728	1.728	75.25	56.397	11
3	86		3 Mathew SCOTT	Kawasaki ZXR 400 - Dynotech Performance	12	11:52.610	20.945	19.217	73.22	57.882	12
4	52		4 Gary JARMAN	Kawasaki ZXR 400 -	12	11:58.565	26.900	5.955	72.62	57.813	10
5	191		5 James SEATH	Kawasaki ZXR400 L9 - Ovenden Earthmoving	12	12:05.673	34.008	7.108	71.91	58.959	2
6	47		6 Allan CLARK	Kawasaki ZXR400 - A Clark & Sons Builders	12	12:09.158	37.493	3.485	71.56	58.100	8
7	351	S	1 Sam DIGBY-BAKER	Kawasaki ZXR400 -	12	12:17.253	45.588	8.095	70.78	59.267	7
8	123	JSPT	1 Joe ELLIS	Kawasaki NINJA 400 - Jp23 racing	12	12:20.298	48.633	3.045	70.48	59.133	10
9	157	S	2 Geoff MOOK	Yamaha TZR 250 -	12	12:25.319	53.654	5.021	70.01	1:00.057	11
10	90	S	3 Steve RAPA	Honda RVF400 TOOTHLESS - David Simon Tuning	12	12:25.844	54.179	0.525	69.96	1:00.055	10
11	20		7 Connor SWYER	Kawasaki ZXR 400 - WSC Performance & Owkay cl	11	11:32.546	1 Lap	1 Lap	69.07	1:00.342	7
12	75	R	1 Gary FRASER	KAWASAKI ZXR 400 -	11	11:58.078	1 Lap	25.532	66.61	1:02.288	8
13	97	S/R	1 Nicholas TAIG	Honda VFR400 NC30 - Mantis Motorsports	11	11:58.590	1 Lap	0.512	66.56	1:02.793	9
14	33	S	4 Carl JOHNSTONE	Yamaha FZR400RR - EDlasia	11	12:00.257	1 Lap	1.667	66.41	1:02.766	6
15	71	S	5 Ben BURNAL	Honda RVF 400 - Violent running syndicate	11	12:00.866	1 Lap	0.609	66.35	1:02.677	11
16	222	S	6 Matthew EPPS	Kawasaki ZXR400 - M.E Vehicle Repairs	11	12:27.991	1 Lap	27.125	63.95	1:05.695	10
17	9	S	7 Karl COONEY	Kawasaki ZXR400 L5 - Edlasia	11	12:33.063	1 Lap	5.072	63.52	1:05.614	2
18	39	JSPT	2 Kim ZAREBSKI	Kawasaki NINJA 400 -	10	11:34.207	2 Laps	1 Lap	62.64	1:04.574	9
19	17	JSPT	3 Charlotte MARCUZZO	Kawasaki Ninja 300 -	10	11:34.377	2 Laps	0.170	62.62	1:05.326	10

NOT CLASSIFIED

DNF	2		Andrew GILL	Kawasaki ZXR400 - The Park School. Supported b	4	3:56.463	8 Laps	6 Laps	73.56	56.777	4
DNF	19	S/R	Marc BELL	Honda NC30 -	3	3:23.767	9 Laps	1 Lap	64.02	1:04.702	3
DNF	85		James ROBINSON	Kawasaki ZXR400 - claire palastanga ceramics	1	1:14.545	11 Laps	2 Laps	58.33		

FASTEST LAP

	14		Chris BURRAGE	Kawasaki ZXR 400 - Seton tuning	11	55.545			78.28 mph	125.99 kph	
	123	JSPT	Joe ELLIS	Kawasaki NINJA 400 - Jp23 racing	10	59.133			73.53 mph	118.35 kph	
	351	S	Sam DIGBY-BAKER	Kawasaki ZXR400 -	7	59.267			73.37 mph	118.08 kph	
	75	R	Gary FRASER	KAWASAKI ZXR 400 -	8	1:02.288			69.81 mph	112.35 kph	
	97	S/R	Nicholas TAIG	Honda VFR400 NC30 - Mantis Motorsports	9	1:02.793			69.25 mph	111.45 kph	

Class - 92.5% of Race Speed = 69.78 mph
 Class S - 92.5% of Race Speed = 65.47 mph
 Class JSPT - 92.5% of Race Speed = 65.19 mph
 Class R - 92.5% of Race Speed = 61.61 mph
 Class S/R - 92.5% of Race Speed = 61.56 mph

Brands Hatch Indy
 Circuit Length = 1.2079 miles
 Start: 11:04 Flag 11:15 End: 11:17

Weather / Track : Cloudy / Drying
 These results are provisional until the conclusion of any judicial and technical matters.

Clerk Of Course :	Steward :	Timekeeper :
-------------------	-----------	--------------

Results can be found at www.tsl-timing.com

Printed - 11:17 Sunday, 08 March 2020



BMCR - MRO Championships 2020 - Rnd 1 @ Brands Hatch Indy

EDlasia Formula 400 & BMCR Junior Supersport

RACE 2 - LAP CHART

LAP 1 @ 11:05:29.437		
NO	BEHIND	LAP TIME

14		1:03.774
2	0.147	1:03.921
191	0.694	1:04.468
11	1.129	1:04.903
86	1.783	1:05.557
47	2.676	1:06.450
52	4.021	1:07.795
90	5.525	1:09.299
157	6.407	1:10.181
351	7.221	1:10.995
123	7.563	1:11.337
20	7.666	1:11.440
9	8.378	1:12.152
75	9.904	1:13.678
19	10.448	1:14.222
85	10.771	1:14.545
222	11.376	1:15.150
97	11.520	1:15.294
71	11.586	1:15.360
33	15.533	1:19.307
17	15.556	1:19.330
39	16.431	1:20.205

LAP 2 @ 11:06:27.766		
NO	BEHIND	LAP TIME

14		58.329
2	0.316	58.498
191	1.324	58.959
11	1.502	58.702
86	2.900	59.446
47	4.885	1:00.538
52	5.306	59.614
90	9.629	1:02.433
351	9.972	1:01.080
157	11.079	1:03.001
20	11.985	1:02.648
123	13.628	1:04.394
9	15.663	1:05.614
75	16.074	1:04.499
19	16.962	1:04.843
97	18.835	1:05.644
71	20.159	1:06.902
222	22.498	1:09.451
33	22.742	1:05.538
39	27.533	1:09.431
17	28.460	1:11.233

LAP 3 @ 11:07:25.180		
NO	BEHIND	LAP TIME

14		57.414
2	0.169	57.267
11	1.512	57.424
191	3.227	59.317
86	4.305	58.819
47	7.657	1:00.186
52	7.980	1:00.088
351	13.730	1:01.172
90	14.988	1:02.773
157	15.770	1:02.105
20	16.845	1:02.274
123	18.116	1:01.902

Weather / Track : Cloudy / Drying

Results can be found at www.tsl-timing.com

75	23.612	1:04.952
19	24.250	1:04.702
9	24.717	1:06.468
97	24.988	1:03.567
71	29.023	1:06.278
33	29.359	1:04.031
222	31.838	1:06.754
39	41.714	1:11.595
17	42.191	1:11.145

LAP 4 @ 11:08:22.126		
NO	BEHIND	LAP TIME

2		56.777
14	0.527	57.473
11	1.843	57.277
191	5.502	59.221
86	6.183	58.824
47	10.589	59.878
52	10.945	59.911
351	16.671	59.887
90	19.447	1:01.405
157	20.993	1:02.169
20	21.732	1:01.833
123	21.988	1:00.818
75	32.198	1:05.532
97	33.336	1:05.294
71	37.246	1:05.169
33	37.453	1:05.040
9	38.105	1:10.334
222	42.891	1:07.999
17	56.519	1:11.274
39	56.656	1:11.888

LAP 5 @ 11:09:20.715		
NO	BEHIND	LAP TIME

14		58.062
11	0.795	57.541
191	5.971	59.058
86	6.164	58.570
47	10.513	58.513
52	11.459	59.103
351	18.449	1:00.367
90	22.727	1:01.869
20	25.124	1:01.981
123	25.865	1:02.466
157	26.025	1:03.621
75	40.108	1:06.499
97	40.444	1:05.697
71	43.423	1:04.766
33	43.594	1:04.730
9	48.704	1:09.188
222	52.497	1:08.195

LAP 6 @ 11:10:18.015		
NO	BEHIND	LAP TIME

14		57.300
11	0.832	57.337
86	7.630	58.766
39	1 Lap	1:07.380
191	8.592	59.921
17	1 Lap	1:09.064
47	12.375	59.162
52	12.730	58.571

351	21.175	1:00.026
90	27.010	1:01.583
123	29.612	1:01.047
20	30.044	1:02.220
157	30.131	1:01.406
75	47.664	1:04.856
97	47.905	1:04.761
33	49.060	1:02.766
71	50.512	1:04.389

LAP 7 @ 11:11:14.979		
NO	BEHIND	LAP TIME

14		56.964
11	1.173	57.305
9	1 Lap	1:08.875
222	1 Lap	1:07.303
86	8.908	58.242
191	11.127	59.499
47	15.062	59.651
52	15.422	59.656
39	1 Lap	1:08.467
17	1 Lap	1:07.687
351	23.478	59.267
90	31.777	1:01.731
123	32.099	59.451
20	33.422	1:00.342
157	33.972	1:00.805
97	55.534	1:04.593
75	55.626	1:04.926
33	56.121	1:04.025

LAP 8 @ 11:12:11.780		
NO	BEHIND	LAP TIME

14		56.801
71	1 Lap	1:04.035
11	1.189	56.817
86	11.149	59.042
9	1 Lap	1:08.013
191	14.613	1:00.287
222	1 Lap	1:06.607
47	16.361	58.100
52	16.453	57.832
351	28.032	1:01.355
39	1 Lap	1:08.997
17	1 Lap	1:08.315
123	35.070	59.772
90	35.656	1:00.680
20	37.439	1:00.818
157	37.675	1:00.504

LAP 9 @ 11:13:09.015		
NO	BEHIND	LAP TIME

14		57.235
11	0.592	56.638
75	1 Lap	1:02.288
97	1 Lap	1:03.485
33	1 Lap	1:03.689
71	1 Lap	1:03.975
86	13.302	59.388
47	17.912	58.786
52	18.117	58.899
191	18.211	1:00.833
222	1 Lap	1:07.289

LAP 10 @ 11:14:04.964		
NO	BEHIND	LAP TIME

14		55.949
11	1.269	56.626
75	1 Lap	1:03.603
97	1 Lap	1:02.793
33	1 Lap	1:02.927
71	1 Lap	1:03.798
86	16.040	58.687
52	19.981	57.813
47	21.891	59.928
191	22.936	1:00.674
222	1 Lap	1:07.615
351	38.022	1:03.152
9	1 Lap	1:07.846
123	41.174	59.133
90	43.905	1:00.055
157	45.483	1:00.593
39	1 Lap	1:04.574
17	1 Lap	1:05.551
20	50.328	1:02.879

LAP 11 @ 11:15:00.509		
NO	BEHIND	LAP TIME

14		55.545
11	2.121	56.397
75	1 Lap	1:03.711
86	19.882	59.387
97	1 Lap	1:03.724
33	1 Lap	1:03.567
52	23.251	58.815
71	1 Lap	1:03.517
191	29.948	1:02.557
47	30.303	1:03.957
351	42.536	1:00.059
123	46.286	1:00.657
222	1 Lap	1:05.695
90	49.400	1:01.040
157	49.995	1:00.057
9	1 Lap	1:07.017

LAP 12 @ 11:15:57.328		
NO	BEHIND	LAP TIME

14		56.819
20	1 Lap	1:02.917
11	1.728	56.426
39	2 Laps	1:05.198
17	2 Laps	1:05.326
86	20.945	57.882
75	1 Lap	1:03.534
52	26.900	1:00.468
97	1 Lap	1:03.738
33	1 Lap	1:04.637
71	1 Lap	1:02.677

Brands Hatch Indy

Circuit Length = 1.2079 miles

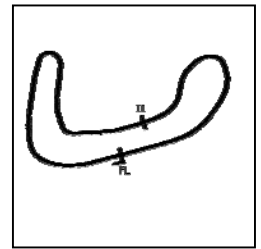
Start: 11:04 Flag 11:15 End: 11:17

Printed - 11:17 Sunday, 08 March 2020

BMCRC - MRO Championships 2020 - Rnd 1 @ Brands Hatch Indy

EDlasia Formula 400 & BMCRC Junior Supersport

RACE 2 - SECTOR ANALYSIS



SECTOR 1 = FL to I1, SECTOR 2 = I1 to FL, DIFF = Difference To Personal Best Lap, P = Crossed Finish Line in Pit Lane, D = Time Disallowed

P1 14		Chris BURRAGE		Kawasaki ZXR 400 - Seton tuning		
IDEAL LAP TIME : 55.545		BEST LAP TIME : 55.545		DIFFERENCE : 0.000		
LAP	SECTOR 1	SECTOR 2	LAP TIME	MPH	DIFF	TIME OF DAY
1 -		23.479	1:03.774	68.18	8.229	11:05:29.437
2 -	35.270	23.059	58.329	74.55	2.784	11:06:27.766
3 -	34.231	23.183	57.414	75.74	1.869	11:07:25.180
4 -	34.589	22.884	57.473	75.66	1.928	11:08:22.653
5 -	34.834	23.228	58.062	74.89	2.517	11:09:20.715
6 -	34.385	22.915	57.300	75.89	1.755	11:10:18.015
7 -	33.627	23.337	56.964	76.33	1.419	11:11:14.979
8 -	33.649	23.152	56.801 (3)	76.55	1.256	11:12:11.780
9 -	34.461	22.774	57.235	75.97	1.690	11:13:09.015
10 -	33.343	22.606	55.949 (2)	77.72	0.404	11:14:04.964
11 -	32.953	22.592	55.545 (1)	78.28		11:15:00.509
12 -	33.486	23.333	56.819	76.53	1.274	11:15:57.328

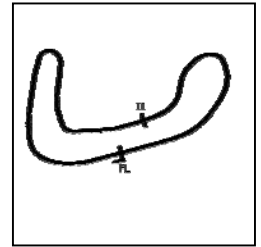
P2 11		Dan RUTH		Yamaha FZR400RRSP - Richard Ruth		
IDEAL LAP TIME : 56.212		BEST LAP TIME : 56.397		DIFFERENCE : 0.185		
LAP	SECTOR 1	SECTOR 2	LAP TIME	MPH	DIFF	TIME OF DAY
1 -		23.827	1:04.903	67.00	8.506	11:05:30.566
2 -	35.443	23.259	58.702	74.07	2.305	11:06:29.268
3 -	34.383	23.041	57.424	75.72	1.027	11:07:26.692
4 -	34.327	22.950	57.277	75.92	0.880	11:08:23.969
5 -	34.476	23.065	57.541	75.57	1.144	11:09:21.510
6 -	34.378	22.959	57.337	75.84	0.940	11:10:18.847
7 -	34.106	23.199	57.305	75.88	0.908	11:11:16.152
8 -	34.076	22.741	56.817	76.53	0.420	11:12:12.969
9 -	33.973	22.665	56.638	76.77	0.241	11:13:09.607
10 -	33.931	22.695	56.626 (3)	76.79	0.229	11:14:06.233
11 -	33.808	22.589	56.397 (1)	77.10		11:15:02.630
12 -	33.623	22.803	56.426 (2)	77.06	0.029	11:15:59.056

P3 86		Mathew SCOTT		Kawasaki ZXR 400 - Dynotech Performance		
IDEAL LAP TIME : 57.742		BEST LAP TIME : 57.882		DIFFERENCE : 0.140		
LAP	SECTOR 1	SECTOR 2	LAP TIME	MPH	DIFF	TIME OF DAY
1 -		24.068	1:05.557	66.33	7.675	11:05:31.220
2 -	35.840	23.606	59.446	73.15	1.564	11:06:30.666
3 -	35.435	23.384	58.819	73.93	0.937	11:07:29.485
4 -	35.797	23.027	58.824	73.92	0.942	11:08:28.309
5 -	35.313	23.257	58.570 (3)	74.24	0.688	11:09:26.879
6 -	34.753	24.013	58.766	73.99	0.884	11:10:25.645
7 -	34.940	23.302	58.242 (2)	74.66	0.360	11:11:23.887
8 -	35.327	23.715	59.042	73.65	1.160	11:12:22.929
9 -	35.730	23.658	59.388	73.22	1.506	11:13:22.317
10 -	35.283	23.404	58.687	74.09	0.805	11:14:21.004
11 -	34.804	24.583	59.387	73.22	1.505	11:15:20.391
12 -	34.715	23.167	57.882 (1)	75.12		11:16:18.273

BMCRC - MRO Championships 2020 - Rnd 1 @ Brands Hatch Indy

EDlasia Formula 400 & BMCRC Junior Supersport

RACE 2 - SECTOR ANALYSIS



SECTOR 1 = FL to I1, SECTOR 2 = I1 to FL, DIFF = Difference To Personal Best Lap, P = Crossed Finish Line in Pit Lane, D = Time Disallowed

P4 52 Gary JARMAN		Kawasaki ZXR 400 -				
IDEAL LAP TIME : 57.813		BEST LAP TIME : 57.813		DIFFERENCE : 0.000		
LAP	SECTOR 1	SECTOR 2	LAP TIME	MPH	DIFF	TIME OF DAY
1 -		24.774	1:07.795	64.14	9.982	11:05:33.458
2 -	35.880	23.734	59.614	72.94	1.801	11:06:33.072
3 -	36.053	24.035	1:00.088	72.37	2.275	11:07:33.160
4 -	36.028	23.883	59.911	72.58	2.098	11:08:33.071
5 -	35.322	23.781	59.103	73.57	1.290	11:09:32.174
6 -	34.763	23.808	58.571 (3)	74.24	0.758	11:10:30.745
7 -	36.242	23.414	59.656	72.89	1.843	11:11:30.401
8 -	34.586	23.246	57.832 (2)	75.19	0.019	11:12:28.233
9 -	35.280	23.619	58.899	73.83	1.086	11:13:27.132
10 -	34.567	23.246	57.813 (1)	75.21		11:14:24.945
11 -	34.828	23.987	58.815	73.93	1.002	11:15:23.760
12 -	35.712	24.756	1:00.468	71.91	2.655	11:16:24.228

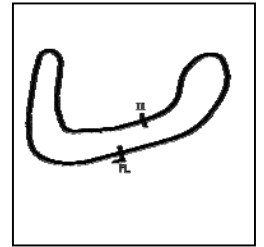
P5 191 James SEATH		Kawasaki ZXR400 L9 - Ovenden Earthmoving				
IDEAL LAP TIME : 58.923		BEST LAP TIME : 58.959		DIFFERENCE : 0.036		
LAP	SECTOR 1	SECTOR 2	LAP TIME	MPH	DIFF	TIME OF DAY
1 -		23.560	1:04.468	67.45	5.509	11:05:30.131
2 -	35.718	23.241	58.959 (1)	73.75		11:06:29.090
3 -	35.893	23.424	59.317	73.31	0.358	11:07:28.407
4 -	35.950	23.271	59.221 (3)	73.43	0.262	11:08:27.628
5 -	35.682	23.376	59.058 (2)	73.63	0.099	11:09:26.686
6 -	35.803	24.118	59.921	72.57	0.962	11:10:26.607
7 -	35.843	23.656	59.499	73.08	0.540	11:11:26.106
8 -	36.133	24.154	1:00.287	72.13	1.328	11:12:26.393
9 -	36.278	24.555	1:00.833	71.48	1.874	11:13:27.226
10 -	36.357	24.317	1:00.674	71.67	1.715	11:14:27.900
11 -	37.294	25.263	1:02.557	69.51	3.598	11:15:30.457
12 -	36.397	24.482	1:00.879	71.43	1.920	11:16:31.336

P6 47 Allan CLARK		Kawasaki ZXR400 - A Clark & Sons Builders				
IDEAL LAP TIME : 58.100		BEST LAP TIME : 58.100		DIFFERENCE : 0.000		
LAP	SECTOR 1	SECTOR 2	LAP TIME	MPH	DIFF	TIME OF DAY
1 -		24.617	1:06.450	65.44	8.350	11:05:32.113
2 -	36.190	24.348	1:00.538	71.83	2.438	11:06:32.651
3 -	36.190	23.996	1:00.186	72.25	2.086	11:07:32.837
4 -	36.019	23.859	59.878	72.62	1.778	11:08:32.715
5 -	35.125	23.388	58.513 (2)	74.31	0.413	11:09:31.228
6 -	35.216	23.946	59.162	73.50	1.062	11:10:30.390
7 -	36.117	23.534	59.651	72.90	1.551	11:11:30.041
8 -	34.773	23.327	58.100 (1)	74.84		11:12:28.141
9 -	35.106	23.680	58.786 (3)	73.97	0.686	11:13:26.927
10 -	34.798	25.130	59.928	72.56	1.828	11:14:26.855
11 -	38.123	25.834	1:03.957	67.99	5.857	11:15:30.812
12 -	38.461	25.548	1:04.009	67.93	5.909	11:16:34.821

BMCRC - MRO Championships 2020 - Rnd 1 @ Brands Hatch Indy

EDlasia Formula 400 & BMCRC Junior Supersport

RACE 2 - SECTOR ANALYSIS



SECTOR 1 = FL to I1, SECTOR 2 = I1 to FL, DIFF = Difference To Personal Best Lap, P = Crossed Finish Line in Pit Lane, D = Time Disallowed

P7 351 S		Sam DIGBY-BAKER		Kawasaki ZXR400 -		
IDEAL LAP TIME : 59.126		BEST LAP TIME : 59.267		DIFFERENCE : 0.141		
LAP	SECTOR 1	SECTOR 2	LAP TIME	MPH	DIFF	TIME OF DAY
1 -		25.296	1:10.995	61.25	11.728	11:05:36.658
2 -	36.624	24.456	1:01.080	71.19	1.813	11:06:37.738
3 -	36.872	24.300	1:01.172	71.08	1.905	11:07:38.910
4 -	35.979	23.908	59.887 (3)	72.61	0.620	11:08:38.797
5 -	35.873	24.494	1:00.367	72.03	1.100	11:09:39.164
6 -	35.933	24.093	1:00.026	72.44	0.759	11:10:39.190
7 -	35.431	23.836	59.267 (1)	73.37		11:11:38.457
8 -	37.660	23.695	1:01.355	70.87	2.088	11:12:39.812
9 -	35.764	24.258	1:00.022	72.45	0.755	11:13:39.834
10 -	37.117	26.035	1:03.152	68.85	3.885	11:14:42.986
11 -	36.281	23.778	1:00.059	72.40	0.792	11:15:43.045
12 -	36.041	23.830	59.871 (2)	72.63	0.604	11:16:42.916

P8 123 JSPT		Joe ELLIS		Kawasaki NINJA 400 - Jp23 racing		
IDEAL LAP TIME : 58.840		BEST LAP TIME : 59.133		DIFFERENCE : 0.293		
LAP	SECTOR 1	SECTOR 2	LAP TIME	MPH	DIFF	TIME OF DAY
1 -		25.768	1:11.337	60.95	12.204	11:05:37.000
2 -	39.216	25.178	1:04.394	67.53	5.261	11:06:41.394
3 -	37.769	24.133	1:01.902	70.24	2.769	11:07:43.296
4 -	36.449	24.369	1:00.818	71.50	1.685	11:08:44.114
5 -	37.339	25.127	1:02.466	69.61	3.333	11:09:46.580
6 -	36.910	24.137	1:01.047	71.23	1.914	11:10:47.627
7 -	35.603	23.848	59.451 (3)	73.14	0.318	11:11:47.078
8 -	36.248	23.524	59.772	72.75	0.639	11:12:46.850
9 -	36.732	23.423	1:00.155	72.28	1.022	11:13:47.005
10 -	35.435	23.698	59.133 (1)	73.53		11:14:46.138
11 -	36.097	24.560	1:00.657	71.69	1.524	11:15:46.795
12 -	35.761	23.405	59.166 (2)	73.49	0.033	11:16:45.961

P9 157 S		Geoff MOOK		Yamaha TZR 250 -		
IDEAL LAP TIME : 59.646		BEST LAP TIME : 1:00.057		DIFFERENCE : 0.411		
LAP	SECTOR 1	SECTOR 2	LAP TIME	MPH	DIFF	TIME OF DAY
1 -		25.491	1:10.181	61.96	10.124	11:05:35.844
2 -	38.112	24.889	1:03.001	69.02	2.944	11:06:38.845
3 -	37.500	24.605	1:02.105	70.02	2.048	11:07:40.950
4 -	37.512	24.657	1:02.169	69.94	2.112	11:08:43.119
5 -	38.166	25.455	1:03.621	68.35	3.564	11:09:46.740
6 -	37.045	24.361	1:01.406	70.81	1.349	11:10:48.146
7 -	36.320	24.485	1:00.805	71.51	0.748	11:11:48.951
8 -	36.368	24.136	1:00.504	71.87	0.447	11:12:49.455
9 -	35.725	24.674	1:00.399 (2)	71.99	0.342	11:13:49.854
10 -	36.647	23.946	1:00.593	71.76	0.536	11:14:50.447
11 -	36.136	23.921	1:00.057 (1)	72.40		11:15:50.504
12 -	36.292	24.186	1:00.478 (3)	71.90	0.421	11:16:50.982

BMCRC - MRO Championships 2020 - Rnd 1 @ Brands Hatch Indy

EDlasia Formula 400 & BMCRC Junior Supersport

RACE 2 - SECTOR ANALYSIS



SECTOR 1 = FL to I1, SECTOR 2 = I1 to FL, DIFF = Difference To Personal Best Lap, P = Crossed Finish Line in Pit Lane, D = Time Disallowed

P10 90 S		Steve RAPA		Honda RVF400 TOOTHLESS - David Simon Tuning		
IDEAL LAP TIME : 1:00.055		BEST LAP TIME : 1:00.055		DIFFERENCE : 0.000		
LAP	SECTOR 1	SECTOR 2	LAP TIME	MPH	DIFF	TIME OF DAY
1 -		25.029	1:09.299	62.75	9.244	11:05:34.962
2 -	37.531	24.902	1:02.433	69.65	2.378	11:06:37.395
3 -	38.262	24.511	1:02.773	69.27	2.718	11:07:40.168
4 -	36.999	24.406	1:01.405	70.81	1.350	11:08:41.573
5 -	37.093	24.776	1:01.869	70.28	1.814	11:09:43.442
6 -	37.289	24.294	1:01.583	70.61	1.528	11:10:45.025
7 -	37.134	24.597	1:01.731	70.44	1.676	11:11:46.756
8 -	36.237	24.443	1:00.680 (2)	71.66	0.625	11:12:47.436
9 -	36.851	24.527	1:01.378	70.84	1.323	11:13:48.814
10 -	36.132	23.923	1:00.055 (1)	72.41		11:14:48.869
11 -	36.784	24.256	1:01.040 (3)	71.24	0.985	11:15:49.909
12 -	36.898	24.700	1:01.598	70.59	1.543	11:16:51.507

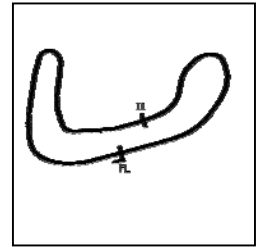
P11 20		Connor SWYER		Kawasaki ZXR 400 - WSC Performace & Owkay clothing		
IDEAL LAP TIME : 1:00.342		BEST LAP TIME : 1:00.342		DIFFERENCE : 0.000		
LAP	SECTOR 1	SECTOR 2	LAP TIME	MPH	DIFF	TIME OF DAY
1 -		25.516	1:11.440	60.87	11.098	11:05:37.103
2 -	37.599	25.049	1:02.648	69.41	2.306	11:06:39.751
3 -	37.537	24.737	1:02.274	69.83	1.932	11:07:42.025
4 -	37.276	24.557	1:01.833 (3)	70.32	1.491	11:08:43.858
5 -	36.813	25.168	1:01.981	70.16	1.639	11:09:45.839
6 -	37.401	24.819	1:02.220	69.89	1.878	11:10:48.059
7 -	36.171	24.171	1:00.342 (1)	72.06		11:11:48.401
8 -	36.358	24.460	1:00.818 (2)	71.50	0.476	11:12:49.219
9 -	37.662	25.532	1:03.194	68.81	2.852	11:13:52.413
10 -	37.863	25.016	1:02.879	69.15	2.537	11:14:55.292
11 -	37.559	25.358	1:02.917	69.11	2.575	11:15:58.209

P12 75 R		Gary FRASER		KAWASAKI ZXR 400 -		
IDEAL LAP TIME : 1:02.288		BEST LAP TIME : 1:02.288		DIFFERENCE : 0.000		
LAP	SECTOR 1	SECTOR 2	LAP TIME	MPH	DIFF	TIME OF DAY
1 -		26.311	1:13.678	59.02	11.390	11:05:39.341
2 -	39.171	25.328	1:04.499	67.42	2.211	11:06:43.840
3 -	39.336	25.616	1:04.952	66.95	2.664	11:07:48.792
4 -	38.652	26.880	1:05.532	66.35	3.244	11:08:54.324
5 -	39.669	26.830	1:06.499	65.39	4.211	11:10:00.823
6 -	39.059	25.797	1:04.856	67.05	2.568	11:11:05.679
7 -	39.673	25.253	1:04.926	66.97	2.638	11:12:10.605
8 -	37.639	24.649	1:02.288 (1)	69.81		11:13:12.893
9 -	38.581	25.022	1:03.603 (3)	68.37	1.315	11:14:16.496
10 -	38.708	25.003	1:03.711	68.25	1.423	11:15:20.207
11 -	38.656	24.878	1:03.534 (2)	68.44	1.246	11:16:23.741

BMCRC - MRO Championships 2020 - Rnd 1 @ Brands Hatch Indy

EDlasia Formula 400 & BMCRC Junior Supersport

RACE 2 - SECTOR ANALYSIS



SECTOR 1 = FL to I1, SECTOR 2 = I1 to FL, DIFF = Difference To Personal Best Lap, P = Crossed Finish Line in Pit Lane, D = Time Disallowed

P13 97 S/R Nicholas TAIG			Honda VFR400 NC30 - Mantis Motorsports			
IDEAL LAP TIME : 1:02.721		BEST LAP TIME : 1:02.793		DIFFERENCE : 0.072		
LAP	SECTOR 1	SECTOR 2	LAP TIME	MPH	DIFF	TIME OF DAY
1 -		26.828	1:15.294	57.75	12.501	11:05:40.957
2 -	40.454	25.190	1:05.644	66.24	2.851	11:06:46.601
3 -	38.649	24.918	1:03.567 (3)	68.40	0.774	11:07:50.168
4 -	39.021	26.273	1:05.294	66.60	2.501	11:08:55.462
5 -	39.239	26.458	1:05.697	66.19	2.904	11:10:01.159
6 -	39.236	25.525	1:04.761	67.14	1.968	11:11:05.920
7 -	39.383	25.210	1:04.593	67.32	1.800	11:12:10.513
8 -	38.470	25.015	1:03.485 (2)	68.49	0.692	11:13:13.998
9 -	37.803	24.990	1:02.793 (1)	69.25		11:14:16.791
10 -	38.723	25.001	1:03.724	68.24	0.931	11:15:20.515
11 -	38.755	24.983	1:03.738	68.22	0.945	11:16:24.253

P14 33 S Carl JOHNSTONE			Yamaha FZR400RR - EDlasia			
IDEAL LAP TIME : 1:02.547		BEST LAP TIME : 1:02.766		DIFFERENCE : 0.219		
LAP	SECTOR 1	SECTOR 2	LAP TIME	MPH	DIFF	TIME OF DAY
1 -		27.620	1:19.307	54.83	16.541	11:05:44.970
2 -	39.291	26.247	1:05.538	66.35	2.772	11:06:50.508
3 -	38.682	25.349	1:04.031	67.91	1.265	11:07:54.539
4 -	39.132	25.908	1:05.040	66.86	2.274	11:08:59.579
5 -	39.132	25.598	1:04.730	67.18	1.964	11:10:04.309
6 -	37.867	24.899	1:02.766 (1)	69.28		11:11:07.075
7 -	38.477	25.548	1:04.025	67.92	1.259	11:12:11.100
8 -	38.658	25.031	1:03.689	68.27	0.923	11:13:14.789
9 -	37.648	25.279	1:02.927 (2)	69.10	0.161	11:14:17.716
10 -	37.951	25.616	1:03.567 (3)	68.40	0.801	11:15:21.283
11 -	38.530	26.107	1:04.637	67.27	1.871	11:16:25.920

P15 71 S Ben BURNAL			Honda RVF 400 - Violent running syndicate			
IDEAL LAP TIME : 1:02.677		BEST LAP TIME : 1:02.677		DIFFERENCE : 0.000		
LAP	SECTOR 1	SECTOR 2	LAP TIME	MPH	DIFF	TIME OF DAY
1 -		27.653	1:15.360	57.70	12.683	11:05:41.023
2 -	40.588	26.314	1:06.902	64.99	4.225	11:06:47.925
3 -	40.286	25.992	1:06.278	65.61	3.601	11:07:54.203
4 -	39.166	26.003	1:05.169	66.72	2.492	11:08:59.372
5 -	39.134	25.632	1:04.766	67.14	2.089	11:10:04.138
6 -	39.021	25.368	1:04.389	67.53	1.712	11:11:08.527
7 -	38.674	25.361	1:04.035	67.90	1.358	11:12:12.562
8 -	38.616	25.359	1:03.975	67.97	1.298	11:13:16.537
9 -	38.853	24.945	1:03.798 (3)	68.16	1.121	11:14:20.335
10 -	38.275	25.242	1:03.517 (2)	68.46	0.840	11:15:23.852
11 -	37.946	24.731	1:02.677 (1)	69.38		11:16:26.529

P16 222 S Matthew EPPS			Kawasaki ZXR400 - M.E Vehicle Repairs			
IDEAL LAP TIME : 1:05.695		BEST LAP TIME : 1:05.695		DIFFERENCE : 0.000		
LAP	SECTOR 1	SECTOR 2	LAP TIME	MPH	DIFF	TIME OF DAY
1 -		28.110	1:15.150	57.86	9.455	11:05:40.813
2 -	42.517	26.934	1:09.451	62.61	3.756	11:06:50.264
3 -	40.357	26.397	1:06.754	65.14	1.059	11:07:57.018
4 -	41.059	26.940	1:07.999	63.95	2.304	11:09:05.017
5 -	40.958	27.237	1:08.195	63.76	2.500	11:10:13.212
6 -	40.220	27.083	1:07.303	64.61	1.608	11:11:20.515
7 -	40.210	26.397	1:06.607 (3)	65.28	0.912	11:12:27.122
8 -	40.651	26.638	1:07.289	64.62	1.594	11:13:34.411
9 -	40.646	26.969	1:07.615	64.31	1.920	11:14:42.026
10 -	39.607	26.088	1:05.695 (1)	66.19		11:15:47.721
11 -	39.722	26.211	1:05.933 (2)	65.95	0.238	11:16:53.654

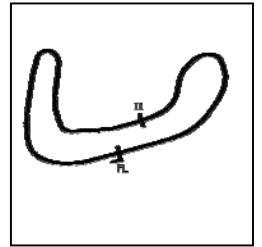
Weather / Track : Cloudy / Drying

Brands Hatch Indy
Circuit Length = 1.2079 miles
Start: 11:04 Flag 11:15 End: 11:17

BMCR - MRO Championships 2020 - Rnd 1 @ Brands Hatch Indy

EDlasia Formula 400 & BMCR Junior Supersport

RACE 2 - SECTOR ANALYSIS



SECTOR 1 = FL to I1, SECTOR 2 = I1 to FL, DIFF = Difference To Personal Best Lap, P = Crossed Finish Line in Pit Lane, D = Time Disallowed

P17		9 S		Karl COONEY		Kawasaki ZXR400 L5 - Ediasia	
IDEAL LAP TIME : 1:05.614		BEST LAP TIME : 1:05.614		DIFFERENCE : 0.000			
LAP	SECTOR 1	SECTOR 2	LAP TIME	MPH	DIFF	TIME OF DAY	
1 -		26.237	1:12.152	60.26	6.538	11:05:37.815	
2 -	39.829	25.785	1:05.614 (1)	66.27		11:06:43.429	
3 -	39.846	26.622	1:06.468 (2)	65.42	0.854	11:07:49.897	
4 -	42.322	28.012	1:10.334	61.82	4.720	11:09:00.231	
5 -	41.473	27.715	1:09.188	62.85	3.574	11:10:09.419	
6 -	41.345	27.530	1:08.875	63.13	3.261	11:11:18.294	
7 -	40.947	27.066	1:08.013	63.93	2.399	11:12:26.307	
8 -	41.675	27.924	1:09.599	62.48	3.985	11:13:35.906	
9 -	40.877	26.969	1:07.846	64.09	2.232	11:14:43.752	
10 -	40.444	26.573	1:07.017 (3)	64.88	1.403	11:15:50.769	
11 -	41.043	26.914	1:07.957	63.99	2.343	11:16:58.726	

P18		39 JSPT		Kim ZAREBSKI		Kawasaki NINJA 400 -	
IDEAL LAP TIME : 1:04.352		BEST LAP TIME : 1:04.574		DIFFERENCE : 0.222			
LAP	SECTOR 1	SECTOR 2	LAP TIME	MPH	DIFF	TIME OF DAY	
1 -		28.486	1:20.205	54.21	15.631	11:05:45.868	
2 -	41.645	27.786	1:09.431	62.63	4.857	11:06:55.299	
3 -	43.018	28.577	1:11.595	60.73	7.021	11:08:06.894	
4 -	43.069	28.819	1:11.888	60.49	7.314	11:09:18.782	
5 -	40.721	26.659	1:07.380	64.53	2.806	11:10:26.162	
6 -	41.575	26.892	1:08.467	63.51	3.893	11:11:34.629	
7 -	42.262	26.735	1:08.997	63.02	4.423	11:12:43.626	
8 -	40.940	25.532	1:06.472 (3)	65.42	1.898	11:13:50.098	
9 -	38.820	25.754	1:04.574 (1)	67.34		11:14:54.672	
10 -	38.958	26.240	1:05.198 (2)	66.69	0.624	11:15:59.870	

P19		17 JSPT		Charlotte MARCUZZO		Kawasaki Ninja 300 -	
IDEAL LAP TIME : 1:04.866		BEST LAP TIME : 1:05.326		DIFFERENCE : 0.460			
LAP	SECTOR 1	SECTOR 2	LAP TIME	MPH	DIFF	TIME OF DAY	
1 -		28.244	1:19.330	54.81	14.004	11:05:44.993	
2 -	43.047	28.186	1:11.233	61.04	5.907	11:06:56.226	
3 -	43.250	27.895	1:11.145	61.12	5.819	11:08:07.371	
4 -	43.128	28.146	1:11.274	61.01	5.948	11:09:18.645	
5 -	42.340	26.724	1:09.064	62.96	3.738	11:10:27.709	
6 -	41.189	26.498	1:07.687	64.24	2.361	11:11:35.396	
7 -	41.888	26.427	1:08.315	63.65	2.989	11:12:43.711	
8 -	40.090	25.362	1:05.452 (2)	66.43	0.126	11:13:49.163	
9 -	39.504	26.047	1:05.551 (3)	66.33	0.225	11:14:54.714	
10 -	39.590	25.736	1:05.326 (1)	66.56		11:16:00.040	

P20		2		Andrew GILL		Kawasaki ZXR400 - The Park School. Supported by RST Leatl	
IDEAL LAP TIME : 56.634		BEST LAP TIME : 56.777		DIFFERENCE : 0.143			
LAP	SECTOR 1	SECTOR 2	LAP TIME	MPH	DIFF	TIME OF DAY	
1 -		24.022	1:03.921	68.03	7.144	11:05:29.584	
2 -	35.392	23.106	58.498 (3)	74.33	1.721	11:06:28.082	
3 -	34.136	23.131	57.267 (2)	75.93	0.490	11:07:25.349	
4 -	33.528	23.249	56.777 (1)	76.59		11:08:22.126	

P21		19 S/R		Marc BELL		Honda NC30 -	
IDEAL LAP TIME : 1:04.124		BEST LAP TIME : 1:04.702		DIFFERENCE : 0.578			
LAP	SECTOR 1	SECTOR 2	LAP TIME	MPH	DIFF	TIME OF DAY	
1 -		26.226	1:14.222	58.58	9.520	11:05:39.885	
2 -	39.113	25.730	1:04.843 (2)	67.06	0.141	11:06:44.728	
3 -	38.891	25.811	1:04.702 (1)	67.20		11:07:49.430	

Weather / Track : Cloudy / Drying

Brands Hatch Indy
Circuit Length = 1.2079 miles
Start: 11:04 Flag 11:15 End: 11:17

BMCRC - MRO Championships 2020 - Rnd 1 @ Brands Hatch Indy

EDlasia Formula 400 & BMCRC Junior Supersport

RACE 2 - SECTOR ANALYSIS



SECTOR 1 = FL to I1, SECTOR 2 = I1 to FL, DIFF = Difference To Personal Best Lap, P = Crossed Finish Line in Pit Lane, D = Time Disallowed

P22	85	James ROBINSON	Kawasaki ZXR400 - claire palastanga ceramics			
IDEAL LAP TIME : 1:09.517		BEST LAP TIME :	DIFFERENCE :			
LAP	SECTOR 1	SECTOR 2	LAP TIME	MPH	DIFF	TIME OF DAY
1 -		27.701	1:14.545	58.33		11:05:40.208

BMCRC - MRO Championships 2020 - Rnd 1 @ Brands Hatch Indy

EDlasia Formula 400 & BMCRC Junior Supersport

RACE 2 - BEST SECTORS

SECTOR 1			SECTOR 2			IDEAL / BEST COMPARISON						
POS	NO	NAME	TIME	NO	NAME	TIME	POS	NO	NAME	IDEAL	BEST	DIFF
1	14	BURRAGE	32.953	11	RUTH	22.589	1	14	BURRAGE	55.545	55.545	0.000
2	2	GILL	33.528	14	BURRAGE	22.592	2	11	RUTH	56.212	56.397	0.185
3	11	RUTH	33.623	86	SCOTT	23.027	3	2	GILL	56.634	56.777	0.143
4	52	JARMAN	34.567	2	GILL	23.106	4	86	SCOTT	57.742	57.882	0.140
5	86	SCOTT	34.715	191	SEATH	23.241	5	52	JARMAN	57.813	57.813	0.000
6	47	CLARK	34.773	52	JARMAN	23.246	6	47	CLARK	58.100	58.100	0.000
7	351	DIGBY-BAKER	35.431	47	CLARK	23.327	7	123	ELLIS	58.840	59.133	0.293
8	123	ELLIS	35.435	123	ELLIS	23.405	8	191	SEATH	58.923	58.959	0.036
9	191	SEATH	35.682	351	DIGBY-BAKER	23.695	9	351	DIGBY-BAKER	59.126	59.267	0.141
10	157	MOOK	35.725	157	MOOK	23.921	10	157	MOOK	59.646	1:00.057	0.411
11	90	RAPA	36.132	90	RAPA	23.923	11	90	RAPA	1:00.055	1:00.055	0.000
12	20	SWYER	36.171	20	SWYER	24.171	12	20	SWYER	1:00.342	1:00.342	0.000
13	75	FRASER	37.639	75	FRASER	24.649	13	75	FRASER	1:02.288	1:02.288	0.000
14	33	JOHNSTONE	37.648	71	BURNAL	24.731	14	33	JOHNSTONE	1:02.547	1:02.766	0.219
15	97	TAIG	37.803	33	JOHNSTONE	24.899	15	71	BURNAL	1:02.677	1:02.677	0.000
16	71	BURNAL	37.946	97	TAIG	24.918	16	97	TAIG	1:02.721	1:02.793	0.072
17	19	BELL	38.394	17	MARCUZZO	25.362	17	19	BELL	1:04.124	1:04.702	0.578
18	39	ZAREBSKI	38.820	39	ZAREBSKI	25.532	18	39	ZAREBSKI	1:04.352	1:04.574	0.222
19	17	MARCUZZO	39.504	19	BELL	25.730	19	17	MARCUZZO	1:04.866	1:05.326	0.460
20	222	EPPS	39.607	9	COONEY	25.785	20	9	COONEY	1:05.614	1:05.614	0.000
21	9	COONEY	39.829	222	EPPS	26.088	21	222	EPPS	1:05.695	1:05.695	0.000
22	85	ROBINSON	41.816	85	ROBINSON	27.701	22	85	ROBINSON	1:09.517		

Weather / Track : Cloudy / Drying

Results can be found at www.tsl-timing.com

Brands Hatch Indy
Circuit Length = 1.2079 miles
Start: 11:04 Flag 11:15 End: 11:17

Printed - 11:18 Sunday, 08 March 2020

BMCRC - MRO Championships 2020 - Rnd 1 @ Brands Hatch Indy

EDlasia Formula 400 & BMCRC Junior Supersport

RACE 2 - STATISTICS

Competitors Started 22
Planned Start 2020-03-08 @ 11:00:00.000
Actual Start 2020-03-08 @ 11:04:25.662
Finish Time 2020-03-08 @ 11:15:57.327
Track Length 1.2079mi.
Total Laps 225
Total Distance Covered 271.7877mi.

Session Fastest Lap History

NO	CL	NAME	LAP TIME	TIME OF DAY	LAP	VEHICLE
14		Chris BURRAGE	58.329	11:06:27.771	2	Kawasaki ZXR 400
14		Chris BURRAGE	57.414	11:07:25.186	3	Kawasaki ZXR 400
2		Andrew GILL	57.267	11:07:25.359	3	Kawasaki ZXR400
2		Andrew GILL	56.777	11:08:22.136	4	Kawasaki ZXR400
11		Dan RUTH	56.638	11:13:09.622	9	Yamaha FZR400RRSP
14		Chris BURRAGE	55.949	11:14:04.970	10	Kawasaki ZXR 400
14		Chris BURRAGE	55.545	11:15:00.516	11	Kawasaki ZXR 400

Session Leader History

NO	CL	NAME	FROM LAP	LAPS LED	DISTANCE	VEHICLE
14		Chris BURRAGE	1	3	3.62 miles	Kawasaki ZXR 400
2		Andrew GILL	4	1	1.20 miles	Kawasaki ZXR400
14		Chris BURRAGE	5	8	9.66 miles	Kawasaki ZXR 400

Flag History

TYPE	TIME OF DAY
GREEN	11:04:25.662
FINISH	11:15:57.327

Flag Statistics

TYPE	COUNT	TOTAL LAPS	TOTAL TIME
Green	1	12	12:40.900
Red	0	0	0.000
Safety Car	0	0	0.000
FCY	0	0	0.000

Weather / Track : Cloudy / Drying

BMCRC - MRO Championships 2020 - Rnd 1 @ Brands Hatch Indy

EDlasia Formula 400 & BMCRC Junior Supersport

RACE 2 - STATISTICS

CLASS :

9 Starters

Fastest Lap History

NO	NAME	LAP TIME	TIME OF DAY	LAP	VEHICLE
14	Chris BURRAGE	58.329	11:06:27.771	2	Kawasaki ZXR 400
14	Chris BURRAGE	57.414	11:07:25.186	3	Kawasaki ZXR 400
2	Andrew GILL	57.267	11:07:25.359	3	Kawasaki ZXR400
2	Andrew GILL	56.777	11:08:22.136	4	Kawasaki ZXR400
11	Dan RUTH	56.638	11:13:09.622	9	Yamaha FZR400RRSP
14	Chris BURRAGE	55.949	11:14:04.970	10	Kawasaki ZXR 400
14	Chris BURRAGE	55.545	11:15:00.516	11	Kawasaki ZXR 400

Leader History

NO	NAME	FROM LAP	LAPS LED	DISTANCE	VEHICLE
14	Chris BURRAGE	1	3	3.62 miles	Kawasaki ZXR 400
2	Andrew GILL	4	1	1.20 miles	Kawasaki ZXR400
14	Chris BURRAGE	5	8	9.66 miles	Kawasaki ZXR 400

BMCRC - MRO Championships 2020 - Rnd 1 @ Brands Hatch Indy

EDlasia Formula 400 & BMCRC Junior Supersport

RACE 2 - STATISTICS

CLASS : R

1 Starters

Fastest Lap History

NO	NAME	LAP TIME	TIME OF DAY	LAP	VEHICLE
75	Gary FRASER	1:04.499	11:06:43.852	2	KAWASAKI ZXR 400
75	Gary FRASER	1:02.288	11:13:12.905	8	KAWASAKI ZXR 400

Leader History

NO	NAME	FROM LAP	LAPS LED	DISTANCE	VEHICLE
75	Gary FRASER	1	11	13.28 miles	KAWASAKI ZXR 400

BMCRC - MRO Championships 2020 - Rnd 1 @ Brands Hatch Indy

EDlasia Formula 400 & BMCRC Junior Supersport

RACE 2 - STATISTICS

CLASS : S

7 Starters

Fastest Lap History

NO	NAME	LAP TIME	TIME OF DAY	LAP	VEHICLE
90	Steve RAPA	1:02.433	11:06:37.414	2	Honda RVF400 TOOTHLESS
351	Sam DIGBY-BAKER	1:01.080	11:06:37.766	2	Kawasaki ZXR400
351	Sam DIGBY-BAKER	59.887	11:08:38.826	4	Kawasaki ZXR400
351	Sam DIGBY-BAKER	59.267	11:11:38.485	7	Kawasaki ZXR400

Leader History

NO	NAME	FROM LAP	LAPS LED	DISTANCE	VEHICLE
90	Steve RAPA	1	2	2.41 miles	Honda RVF400 TOOTHLESS
351	Sam DIGBY-BAKER	3	10	12.07 miles	Kawasaki ZXR400

BMCRC - MRO Championships 2020 - Rnd 1 @ Brands Hatch Indy

EDlasia Formula 400 & BMCRC Junior Supersport

RACE 2 - STATISTICS

CLASS : S/R

2 Starters

Fastest Lap History

NO	NAME	LAP TIME	TIME OF DAY	LAP	VEHICLE
19	Marc BELL	1:04.843	11:06:44.743	2	Honda NC30
19	Marc BELL	1:04.702	11:07:49.444	3	Honda NC30
97	Nicholas TAIG	1:03.567	11:07:50.193	3	Honda VFR400 NC30
97	Nicholas TAIG	1:03.485	11:13:14.022	8	Honda VFR400 NC30
97	Nicholas TAIG	1:02.793	11:14:16.816	9	Honda VFR400 NC30

Leader History

NO	NAME	FROM LAP	LAPS LED	DISTANCE	VEHICLE
19	Marc BELL	1	3	3.62 miles	Honda NC30
97	Nicholas TAIG	4	8	9.66 miles	Honda VFR400 NC30

BMCRC - MRO Championships 2020 - Rnd 1 @ Brands Hatch Indy

EDlasia Formula 400 & BMCRC Junior Supersport

RACE 2 - STATISTICS

CLASS : JSPT

3 Starters

Fastest Lap History

NO	NAME	LAP TIME	TIME OF DAY	LAP	VEHICLE
123	Joe ELLIS	1:04.394	11:06:41.421	2	Kawasaki NINJA 400
123	Joe ELLIS	1:01.902	11:07:43.323	3	Kawasaki NINJA 400
123	Joe ELLIS	1:00.818	11:08:44.140	4	Kawasaki NINJA 400
123	Joe ELLIS	59.451	11:11:47.105	7	Kawasaki NINJA 400
123	Joe ELLIS	59.133	11:14:46.165	10	Kawasaki NINJA 400

Leader History

NO	NAME	FROM LAP	LAPS LED	DISTANCE	VEHICLE
123	Joe ELLIS	1	12	14.49 miles	Kawasaki NINJA 400

BMCRC - MRO Championships 2020 - Rnd 1 @ Brands Hatch Indy



EDlasia Formula 400 & BMCRC Junior Supersport

RACE 13 - GRID (12 Laps)

ROW 9	27	26	124	Andy SCANLON	25	27	Richard HAYWARD					
ROW 8	24	31	Lee MOORE	23	69	Jamie Le MASURIER	22	85	James ROBINSON			
ROW 7	21	222	Matthew EPPS	1:05.695	20	9	Karl COONEY	1:05.614	19	17	Charlotte MARCUZZO	1:05.326
ROW 6	18	19	Marc BELL	1:04.702	17	39	Kim ZAREBSKI	1:04.574	16	97	Nicholas TAIG	1:02.793
ROW 5	15	33	Carl JOHNSTONE	1:02.766	14	71	Ben BURNAL	1:02.677	13	75	Gary FRASER	1:02.288
ROW 4	12	20	Connor SWYER	1:00.342	11	157	Geoff MOOK	1:00.057	10	90	Steve RAPA	1:00.055
ROW 3	9	351	Sam DIGBY-BAKER	59.267	8	123	Joe ELLIS	59.133	7	191	James SEATH	58.959
ROW 2	6	47	Allan CLARK	58.100	5	86	Mathew SCOTT	57.882	4	52	Gary JARMAN	57.813
ROW 1	3	2	Andrew GILL	56.777	2	11	Dan RUTH	56.397	1	14	Chris BURRAGE	55.545
												Pole

Brands Hatch Indy
Circuit Length = 1.2079 miles

These results are provisional until the conclusion of any judicial and technical matters.

Clerk Of Course :	Steward :	Timekeeper :
-------------------	-----------	--------------

Results can be found at www.tsl-timing.com

Printed - 11:21 Sunday, 08 March 2020



BMCRC - MRO Championships 2020 - Rnd 1 @ Brands Hatch Indy



EDlasia Formula 400 & BMCRC Junior Supersport

RACE 13 - CLASSIFICATION

POS	NO	CL	PIC NAME	ENTRY	LAPS	TIME	GAP	DIFF	MPH	BEST	ON
1	14		1 Chris BURRAGE	Kawasaki ZXR 400 - Seton tuning	9	8:42.298			74.93	56.346	9
2	2		2 Andrew GILL	Kawasaki ZXR400 - The Park School. Supported b	9	8:43.518	1.220	1.220	74.75	56.753	7
3	86		3 Mathew SCOTT	Kawasaki ZXR 400 - Dynotech Performance	9	9:04.599	22.301	21.081	71.86	57.810	7
4	85		4 James ROBINSON	Kawasaki ZXR400 - claire palastanga ceramics	9	9:09.139	26.841	4.540	71.27	59.391	3
5	191		5 James SEATH	Kawasaki ZXR400 L9 - Ovenden Earthmoving	9	9:09.316	27.018	0.177	71.24	58.484	9
6	123	JSPT	1 Joe ELLIS	Kawasaki NINJA 400 - Jp23 racing	9	9:09.607	27.309	0.291	71.20	59.597	8
7	52		6 Gary JARMAN	Kawasaki ZXR 400 -	9	9:12.545	30.247	2.938	70.83	59.222	7
8	157	S	1 Geoff MOOK	Yamaha TZR 250 -	9	9:18.998	36.700	6.453	70.01	59.739	8
9	33	S	2 Carl JOHNSTONE	Yamaha FZR400RR - EDlasia	9	9:23.692	41.394	4.694	69.43	1:00.805	6
10	90	S	3 Steve RAPA	Honda RVF400 TOOTHLESS - David Simon Tuning	9	9:30.451	48.153	6.759	68.60	1:01.842	9
11	20		7 Connor SWYER	Kawasaki ZXR 400 - WSC Performance & Owkay cl	9	9:40.800	58.502	10.349	67.38	1:03.282	8
12	31		8 Lee MOORE	Yamaha FZR400 - Mr Dale Morby	8	8:46.788	1 Lap	1 Lap	66.03	1:03.323	8
13	351	S	4 Sam DIGBY-BAKER	Kawasaki ZXR400 -	8	8:50.885	1 Lap	4.097	65.52	1:04.198	8
14	75	R	1 Gary FRASER	KAWASAKI ZXR 400 -	8	8:50.895	1 Lap	0.010	65.52	1:03.532	6
15	97	S/R	1 Nicholas TAIG	Honda VFR400 NC30 - Mantis Motorsports	8	8:51.027	1 Lap	0.132	65.51	1:04.156	8
16	71	S	5 Ben BURNAL	Honda RVF 400 - Violent running syndicate	8	8:55.527	1 Lap	4.500	64.96	1:05.407	8
17	19	S/R	2 Marc BELL	Honda NC30 -	8	8:55.718	1 Lap	0.191	64.93	1:04.605	6
18	39	JSPT	2 Kim ZAREBSKI	Kawasaki NINJA 400 -	8	9:14.605	1 Lap	18.887	62.72	1:06.757	8

NOT CLASSIFIED

DNF	11		Dan RUTH	Yamaha FZR400RRSP - Richard Ruth	2	2:09.143	7 Laps	6 Laps	67.34	1:02.853	2
DNF	9	S	Karl COONEY	Kawasaki ZXR400 L5 - Edlasia	2	2:15.662	7 Laps	6.519	64.10	1:04.196	2
DNF	69	JSPT	Jamie Le MASURIER	Yamaha R3 - Pipework Solutions Ltd	0						

FASTEST LAP

14			Chris BURRAGE	Kawasaki ZXR 400 - Seton tuning	9	56.346		77.17 mph	124.20 kph
123	JSPT		Joe ELLIS	Kawasaki NINJA 400 - Jp23 racing	8	59.597		72.96 mph	117.42 kph
157	S		Geoff MOOK	Yamaha TZR 250 -	8	59.739		72.79 mph	117.14 kph
75	R		Gary FRASER	KAWASAKI ZXR 400 -	6	1:03.532		68.44 mph	110.15 kph
97	S/R		Nicholas TAIG	Honda VFR400 NC30 - Mantis Motorsports	8	1:04.156		67.78 mph	109.08 kph

Class - 92.5% of Race Speed = 69.31 mph
 Class JSPT - 92.5% of Race Speed = 65.86 mph
 Class S - 92.5% of Race Speed = 64.75 mph
 Class R - 92.5% of Race Speed = 60.60 mph
 Class S/R - 92.5% of Race Speed = 60.59 mph

Brands Hatch Indy
 Circuit Length = 1.2079 miles
 Start: 15:32 Flag 15:40 End: 15:42

Weather / Track : Showers / Damp
 These results are provisional until the conclusion of any judicial and technical matters.

Clerk Of Course :	Steward :	Timekeeper :
-------------------	-----------	--------------

Results can be found at www.tsl-timing.com

Printed - 15:42 Sunday, 08 March 2020



BMCRC - MRO Championships 2020 - Rnd 1 @ Brands Hatch Indy

EDlasia Formula 400 & BMCRC Junior Supersport

RACE 13 - LAP CHART

LAP 1 @ 15:33:18.639

NO	BEHIND	LAP TIME
14		1:03.144
2	0.499	1:03.643
11	3.146	1:06.290
86	3.406	1:06.550
52	3.977	1:07.121
123	4.100	1:07.244
191	4.336	1:07.480
85	4.923	1:08.067
90	4.964	1:08.108
157	5.147	1:08.291
33	5.783	1:08.927
351	7.182	1:10.326
20	7.711	1:10.855
9	8.322	1:11.466
71	9.399	1:12.543
31	10.044	1:13.188
75	11.278	1:14.422
97	11.655	1:14.799
19	11.909	1:15.053
39	13.782	1:16.926

LAP 2 @ 15:34:17.440

NO	BEHIND	LAP TIME
2		58.302
14	0.032	58.833
85	7.171	1:01.049
11	7.198	1:02.853
123	7.259	1:01.960
86	7.379	1:02.774
52	7.654	1:02.478
191	8.049	1:02.514
90	9.605	1:03.442
157	10.135	1:03.789
33	10.623	1:03.641
351	13.302	1:04.921
20	13.603	1:04.693
9	13.717	1:04.196
71	17.233	1:06.635
31	17.684	1:06.441
97	19.200	1:06.346
75	19.549	1:07.072
19	20.609	1:07.501
39	24.221	1:09.240

LAP 3 @ 15:35:14.995

NO	BEHIND	LAP TIME
2		57.555
14	0.310	57.833
85	9.007	59.391
123	9.595	59.891
86	10.570	1:00.746
52	13.245	1:03.146
191	13.345	1:02.851
157	14.561	1:01.981
90	15.421	1:03.371
33	15.494	1:02.426
20	19.859	1:03.811
351	22.399	1:06.652
31	26.153	1:06.024
71	26.541	1:06.863
97	26.712	1:05.067

Weather / Track : Showers / Damp

Results can be found at www.tsl-timing.com

75	27.836	1:05.842
19	29.270	1:06.216
39	35.807	1:09.141

LAP 4 @ 15:36:12.887

NO	BEHIND	LAP TIME
14		57.582
2	0.048	57.940
123	11.735	1:00.032
85	12.425	1:01.310
86	12.700	1:00.022
191	15.466	1:00.013
52	16.158	1:00.805
157	17.859	1:01.190
33	19.237	1:01.635
90	19.949	1:02.420
20	25.720	1:03.753
351	31.234	1:06.727
31	32.969	1:04.708
71	34.478	1:05.829
97	35.276	1:06.456
75	35.718	1:05.774
19	38.013	1:06.635
39	47.104	1:09.189

LAP 5 @ 15:37:09.516

NO	BEHIND	LAP TIME
14		56.629
2	0.486	57.067
123	15.020	59.914
85	15.757	59.961
86	15.889	59.818
191	18.642	59.805
52	19.712	1:00.183
157	22.299	1:01.069
33	23.624	1:01.016
90	26.385	1:03.065
20	33.018	1:03.927
31	41.541	1:05.201
351	41.718	1:07.113
97	43.400	1:04.753
71	44.738	1:06.889
75	44.954	1:05.865
19	46.313	1:04.929

LAP 6 @ 15:38:07.036

NO	BEHIND	LAP TIME
14		57.520
2	0.270	57.304
39	1 Lap	1:08.230
123	17.609	1:00.109
85	17.714	59.477
86	17.804	59.435
191	21.217	1:00.095
52	22.201	1:00.009
157	25.668	1:00.889
33	26.909	1:00.805
90	31.910	1:03.045
20	39.070	1:03.572
31	47.938	1:03.917
351	49.845	1:05.647
97	50.296	1:04.416
75	50.966	1:03.532

71	53.118	1:05.900
19	53.398	1:04.605

LAP 7 @ 15:39:03.941

NO	BEHIND	LAP TIME
14		56.905
2	0.118	56.753
39	1 Lap	1:07.096
86	18.709	57.810
123	20.919	1:00.215
85	21.107	1:00.298
191	23.609	59.297
52	24.518	59.222
157	29.340	1:00.577
33	31.740	1:01.736
90	37.989	1:02.984
20	45.507	1:03.342
31	55.019	1:03.986

LAP 8 @ 15:40:01.447

NO	BEHIND	LAP TIME
14		57.506
2	0.310	57.698
351	1 Lap	1:05.301
97	1 Lap	1:05.034
75	1 Lap	1:04.630
71	1 Lap	1:05.461
19	1 Lap	1:05.691
86	20.395	59.192
39	1 Lap	1:08.026
123	23.010	59.597
85	23.676	1:00.075
191	24.880	58.777
52	26.744	59.732
157	31.573	59.739
33	35.704	1:01.470
90	42.657	1:02.174
20	51.283	1:03.282

LAP 9 @ 15:40:57.793

NO	BEHIND	LAP TIME
14		56.346
2	1.220	57.256
31	1 Lap	1:03.323
351	1 Lap	1:04.198
75	1 Lap	1:03.758
97	1 Lap	1:04.156
71	1 Lap	1:05.407
19	1 Lap	1:05.088
86	22.301	58.252
85	26.841	59.511
191	27.018	58.484
123	27.309	1:00.645
52	30.247	59.849
39	1 Lap	1:06.757
157	36.700	1:01.473
33	41.394	1:02.036
90	48.153	1:01.842
20	58.502	1:03.565

Brands Hatch Indy

Circuit Length = 1.2079 miles

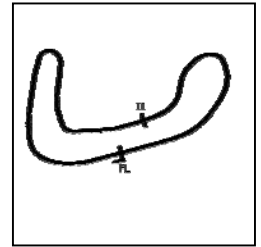
Start: 15:32 Flag 15:40 End: 15:42

Printed - 15:42 Sunday, 08 March 2020

BMCRC - MRO Championships 2020 - Rnd 1 @ Brands Hatch Indy

EDlasia Formula 400 & BMCRC Junior Supersport

RACE 13 - SECTOR ANALYSIS



SECTOR 1 = FL to I1, SECTOR 2 = I1 to FL, DIFF = Difference To Personal Best Lap, P = Crossed Finish Line in Pit Lane, D = Time Disallowed

P1 14		Chris BURRAGE		Kawasaki ZXR 400 - Seton tuning			
IDEAL LAP TIME : 56.128		BEST LAP TIME : 56.346		DIFFERENCE : 0.218			
LAP	SECTOR 1	SECTOR 2	LAP TIME	MPH	DIFF	TIME OF DAY	
1 -		23.727	1:03.144	68.86	6.798	15:33:18.639	
2 -	35.380	23.453	58.833	73.91	2.487	15:34:17.472	
3 -	34.841	22.992	57.833	75.19	1.487	15:35:15.305	
4 -	34.234	23.348	57.582	75.52	1.236	15:36:12.887	
5 -	33.913	22.716	56.629 (2)	76.79	0.283	15:37:09.516	
6 -	34.467	23.053	57.520	75.60	1.174	15:38:07.036	
7 -	33.934	22.971	56.905 (3)	76.41	0.559	15:39:03.941	
8 -	33.953	23.553	57.506	75.62	1.160	15:40:01.447	
9 -	33.412	22.934	56.346 (1)	77.17		15:40:57.793	

P2 2		Andrew GILL		Kawasaki ZXR400 - The Park School. Supported by RST Leatl			
IDEAL LAP TIME : 56.671		BEST LAP TIME : 56.753		DIFFERENCE : 0.082			
LAP	SECTOR 1	SECTOR 2	LAP TIME	MPH	DIFF	TIME OF DAY	
1 -		24.029	1:03.643	68.32	6.890	15:33:19.138	
2 -	34.894	23.408	58.302	74.58	1.549	15:34:17.440	
3 -	34.383	23.172	57.555	75.55	0.802	15:35:14.995	
4 -	34.641	23.299	57.940	75.05	1.187	15:36:12.935	
5 -	34.164	22.903	57.067 (2)	76.20	0.314	15:37:10.002	
6 -	34.155	23.149	57.304	75.88	0.551	15:38:07.306	
7 -	33.768	22.985	56.753 (1)	76.62		15:39:04.059	
8 -	34.074	23.624	57.698	75.36	0.945	15:40:01.757	
9 -	34.064	23.192	57.256 (3)	75.95	0.503	15:40:59.013	

P3 86		Mathew SCOTT		Kawasaki ZXR 400 - Dynotech Performance			
IDEAL LAP TIME : 57.765		BEST LAP TIME : 57.810		DIFFERENCE : 0.045			
LAP	SECTOR 1	SECTOR 2	LAP TIME	MPH	DIFF	TIME OF DAY	
1 -		25.018	1:06.550	65.34	8.740	15:33:22.045	
2 -	37.128	25.646	1:02.774	69.27	4.964	15:34:24.819	
3 -	36.891	23.855	1:00.746	71.58	2.936	15:35:25.565	
4 -	35.508	24.514	1:00.022	72.45	2.212	15:36:25.587	
5 -	35.730	24.088	59.818	72.69	2.008	15:37:25.405	
6 -	35.625	23.810	59.435	73.16	1.625	15:38:24.840	
7 -	34.555	23.255	57.810 (1)	75.22		15:39:22.650	
8 -	35.349	23.843	59.192 (3)	73.46	1.382	15:40:21.842	
9 -	35.042	23.210	58.252 (2)	74.65	0.442	15:41:20.094	

P4 85		James ROBINSON		Kawasaki ZXR400 - claire palastanga ceramics			
IDEAL LAP TIME : 59.352		BEST LAP TIME : 59.391		DIFFERENCE : 0.039			
LAP	SECTOR 1	SECTOR 2	LAP TIME	MPH	DIFF	TIME OF DAY	
1 -		24.898	1:08.067	63.88	8.676	15:33:23.562	
2 -	37.037	24.012	1:01.049	71.23	1.658	15:34:24.611	
3 -	35.564	23.827	59.391 (1)	73.21		15:35:24.002	
4 -	36.891	24.419	1:01.310	70.92	1.919	15:36:25.312	
5 -	35.673	24.288	59.961	72.52	0.570	15:37:25.273	
6 -	35.689	23.788	59.477 (2)	73.11	0.086	15:38:24.750	
7 -	36.054	24.244	1:00.298	72.11	0.907	15:39:25.048	
8 -	35.778	24.297	1:00.075	72.38	0.684	15:40:25.123	
9 -	35.638	23.873	59.511 (3)	73.07	0.120	15:41:24.634	

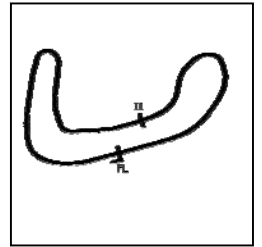
Weather / Track : Showers / Damp

Brands Hatch Indy
Circuit Length = 1.2079 miles
Start: 15:32 Flag 15:40 End: 15:42

BMCRC - MRO Championships 2020 - Rnd 1 @ Brands Hatch Indy

EDlasia Formula 400 & BMCRC Junior Supersport

RACE 13 - SECTOR ANALYSIS



SECTOR 1 = FL to I1, SECTOR 2 = I1 to FL, DIFF = Difference To Personal Best Lap, P = Crossed Finish Line in Pit Lane, D = Time Disallowed

P5 191 James SEATH		Kawasaki ZXR400 L9 - Ovenden Earthmoving				
IDEAL LAP TIME : 58.484		BEST LAP TIME : 58.484		DIFFERENCE : 0.000		
LAP	SECTOR 1	SECTOR 2	LAP TIME	MPH	DIFF	TIME OF DAY
1 -		25.528	1:07.480	64.44	8.996	15:33:22.975
2 -	38.071	24.443	1:02.514	69.56	4.030	15:34:25.489
3 -	37.479	25.372	1:02.851	69.18	4.367	15:35:28.340
4 -	35.988	24.025	1:00.013	72.46	1.529	15:36:28.353
5 -	36.012	23.793	59.805	72.71	1.321	15:37:28.158
6 -	36.023	24.072	1:00.095	72.36	1.611	15:38:28.253
7 -	35.704	23.593	59.297 (3)	73.33	0.813	15:39:27.550
8 -	35.362	23.415	58.777 (2)	73.98	0.293	15:40:26.327
9 -	35.212	23.272	58.484 (1)	74.35		15:41:24.811

P6 123 JSPT Joe ELLIS		Kawasaki NINJA 400 - Jp23 racing				
IDEAL LAP TIME : 58.977		BEST LAP TIME : 59.597		DIFFERENCE : 0.620		
LAP	SECTOR 1	SECTOR 2	LAP TIME	MPH	DIFF	TIME OF DAY
1 -		24.761	1:07.244	64.66	7.647	15:33:22.739
2 -	37.065	24.895	1:01.960	70.18	2.363	15:34:24.699
3 -	36.337	23.554	59.891 (2)	72.60	0.294	15:35:24.590
4 -	35.668	24.364	1:00.032	72.43	0.435	15:36:24.622
5 -	35.423	24.491	59.914 (3)	72.58	0.317	15:37:24.536
6 -	35.719	24.390	1:00.109	72.34	0.512	15:38:24.645
7 -	35.964	24.251	1:00.215	72.21	0.618	15:39:24.860
8 -	35.754	23.843	59.597 (1)	72.96		15:40:24.457
9 -	36.165	24.480	1:00.645	71.70	1.048	15:41:25.102

P7 52 Gary JARMAN		Kawasaki ZXR 400 -				
IDEAL LAP TIME : 59.046		BEST LAP TIME : 59.222		DIFFERENCE : 0.176		
LAP	SECTOR 1	SECTOR 2	LAP TIME	MPH	DIFF	TIME OF DAY
1 -		25.300	1:07.121	64.78	7.899	15:33:22.616
2 -	36.902	25.576	1:02.478	69.60	3.256	15:34:25.094
3 -	37.811	25.335	1:03.146	68.86	3.924	15:35:28.240
4 -	36.596	24.209	1:00.805	71.51	1.583	15:36:29.045
5 -	35.983	24.200	1:00.183	72.25	0.961	15:37:29.228
6 -	36.050	23.959	1:00.009	72.46	0.787	15:38:29.237
7 -	35.295	23.927	59.222 (1)	73.42		15:39:28.459
8 -	35.696	24.036	59.732 (2)	72.80	0.510	15:40:28.191
9 -	35.119	24.730	59.849 (3)	72.65	0.627	15:41:28.040

P8 157 S Geoff MOOK		Yamaha TZR 250 -				
IDEAL LAP TIME : 59.739		BEST LAP TIME : 59.739		DIFFERENCE : 0.000		
LAP	SECTOR 1	SECTOR 2	LAP TIME	MPH	DIFF	TIME OF DAY
1 -		25.301	1:08.291	63.67	8.552	15:33:23.786
2 -	38.576	25.213	1:03.789	68.17	4.050	15:34:27.575
3 -	36.974	25.007	1:01.981	70.16	2.242	15:35:29.556
4 -	36.540	24.650	1:01.190	71.06	1.451	15:36:30.746
5 -	36.447	24.622	1:01.069	71.20	1.330	15:37:31.815
6 -	36.079	24.810	1:00.889 (3)	71.41	1.150	15:38:32.704
7 -	35.837	24.740	1:00.577 (2)	71.78	0.838	15:39:33.281
8 -	35.580	24.159	59.739 (1)	72.79		15:40:33.020
9 -	35.703	25.770	1:01.473	70.74	1.734	15:41:34.493

Weather / Track : Showers / Damp

Brands Hatch Indy
Circuit Length = 1.2079 miles
Start: 15:32 Flag 15:40 End: 15:42

BMCRC - MRO Championships 2020 - Rnd 1 @ Brands Hatch Indy

EDlasia Formula 400 & BMCRC Junior Supersport

RACE 13 - SECTOR ANALYSIS



SECTOR 1 = FL to I1, SECTOR 2 = I1 to FL, DIFF = Difference To Personal Best Lap, P = Crossed Finish Line in Pit Lane, D = Time Disallowed

P9		33 S		Carl JOHNSTONE		Yamaha FZR400RR - EDlasia	
IDEAL LAP TIME : 1:00.784		BEST LAP TIME : 1:00.805		DIFFERENCE : 0.021			
LAP	SECTOR 1	SECTOR 2	LAP TIME	MPH	DIFF	TIME OF DAY	
1 -		25.256	1:08.927	63.08	8.122	15:33:24.422	
2 -	38.114	25.527	1:03.641	68.33	2.836	15:34:28.063	
3 -	37.251	25.175	1:02.426	69.66	1.621	15:35:30.489	
4 -	36.779	24.856	1:01.635	70.55	0.830	15:36:32.124	
5 -	36.518	24.498	1:01.016 (2)	71.26	0.211	15:37:33.140	
6 -	36.286	24.519	1:00.805 (1)	71.51		15:38:33.945	
7 -	36.807	24.929	1:01.736	70.43	0.931	15:39:35.681	
8 -	36.595	24.875	1:01.470 (3)	70.74	0.665	15:40:37.151	
9 -	37.359	24.677	1:02.036	70.09	1.231	15:41:39.187	

P10		90 S		Steve RAPA		Honda RVF400 TOOTHLESS - David Simon Tuning	
IDEAL LAP TIME : 1:01.661		BEST LAP TIME : 1:01.842		DIFFERENCE : 0.181			
LAP	SECTOR 1	SECTOR 2	LAP TIME	MPH	DIFF	TIME OF DAY	
1 -		25.372	1:08.108	63.84	6.266	15:33:23.603	
2 -	37.879	25.563	1:03.442	68.54	1.600	15:34:27.045	
3 -	37.529	25.842	1:03.371	68.62	1.529	15:35:30.416	
4 -	37.119	25.301	1:02.420 (3)	69.66	0.578	15:36:32.836	
5 -	37.606	25.459	1:03.065	68.95	1.223	15:37:35.901	
6 -	37.812	25.233	1:03.045	68.97	1.203	15:38:38.946	
7 -	37.733	25.251	1:02.984	69.04	1.142	15:39:41.930	
8 -	37.426	24.748	1:02.174 (2)	69.94	0.332	15:40:44.104	
9 -	36.913	24.929	1:01.842 (1)	70.31		15:41:45.946	

P11		20		Connor SWYER		Kawasaki ZXR 400 - WSC Performace & Owkay clothing	
IDEAL LAP TIME : 1:03.166		BEST LAP TIME : 1:03.282		DIFFERENCE : 0.116			
LAP	SECTOR 1	SECTOR 2	LAP TIME	MPH	DIFF	TIME OF DAY	
1 -		25.858	1:10.855	61.37	7.573	15:33:26.350	
2 -	38.580	26.113	1:04.693	67.21	1.411	15:34:31.043	
3 -	38.188	25.623	1:03.811	68.14	0.529	15:35:34.854	
4 -	38.088	25.665	1:03.753	68.21	0.471	15:36:38.607	
5 -	38.281	25.646	1:03.927	68.02	0.645	15:37:42.534	
6 -	38.151	25.421	1:03.572	68.40	0.290	15:38:46.106	
7 -	37.918	25.424	1:03.342 (2)	68.65	0.060	15:39:49.448	
8 -	37.745	25.537	1:03.282 (1)	68.71		15:40:52.730	
9 -	37.959	25.606	1:03.565 (3)	68.41	0.283	15:41:56.295	

P12		31		Lee MOORE		Yamaha FZR400 - Mr Dale Morby	
IDEAL LAP TIME : 1:03.212		BEST LAP TIME : 1:03.323		DIFFERENCE : 0.111			
LAP	SECTOR 1	SECTOR 2	LAP TIME	MPH	DIFF	TIME OF DAY	
1 -		26.070	1:13.188	59.41	9.865	15:33:28.683	
2 -	40.837	25.604	1:06.441	65.45	3.118	15:34:35.124	
3 -	40.135	25.889	1:06.024	65.86	2.701	15:35:41.148	
4 -	39.018	25.690	1:04.708	67.20	1.385	15:36:45.856	
5 -	38.762	26.439	1:05.201	66.69	1.878	15:37:51.057	
6 -	38.153	25.764	1:03.917 (2)	68.03	0.594	15:38:54.974	
7 -	38.421	25.565	1:03.986 (3)	67.96	0.663	15:39:58.960	
8 -	38.264	25.059	1:03.323 (1)	68.67		15:41:02.283	

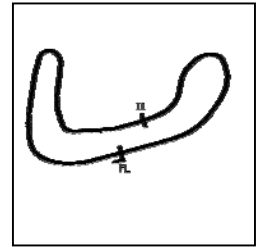
Weather / Track : Showers / Damp

Brands Hatch Indy
Circuit Length = 1.2079 miles
Start: 15:32 Flag 15:40 End: 15:42

BMCRC - MRO Championships 2020 - Rnd 1 @ Brands Hatch Indy

EDlasia Formula 400 & BMCRC Junior Supersport

RACE 13 - SECTOR ANALYSIS



SECTOR 1 = FL to I1, SECTOR 2 = I1 to FL, DIFF = Difference To Personal Best Lap, P = Crossed Finish Line in Pit Lane, D = Time Disallowed

P13 351 S		Sam DIGBY-BAKER		Kawasaki ZXR400 -		
IDEAL LAP TIME : 1:03.553		BEST LAP TIME : 1:04.198		DIFFERENCE : 0.645		
LAP	SECTOR 1	SECTOR 2	LAP TIME	MPH	DIFF	TIME OF DAY
1 -		25.708	1:10.326	61.83	6.128	15:33:25.821
2 -	38.892	26.029	1:04.921 (2)	66.98	0.723	15:34:30.742
3 -	39.722	26.930	1:06.652	65.24	2.454	15:35:37.394
4 -	39.555	27.172	1:06.727	65.17	2.529	15:36:44.121
5 -	40.068	27.045	1:07.113	64.79	2.915	15:37:51.234
6 -	39.268	26.379	1:05.647	66.24	1.449	15:38:56.881
7 -	38.707	26.594	1:05.301 (3)	66.59	1.103	15:40:02.182
8 -	37.845	26.353	1:04.198 (1)	67.73		15:41:06.380

P14 75 R		Gary FRASER		KAWASAKI ZXR 400 -		
IDEAL LAP TIME : 1:03.347		BEST LAP TIME : 1:03.532		DIFFERENCE : 0.185		
LAP	SECTOR 1	SECTOR 2	LAP TIME	MPH	DIFF	TIME OF DAY
1 -		26.789	1:14.422	58.43	10.890	15:33:29.917
2 -	40.387	26.685	1:07.072	64.83	3.540	15:34:36.989
3 -	39.688	26.154	1:05.842	66.04	2.310	15:35:42.831
4 -	39.110	26.664	1:05.774	66.11	2.242	15:36:48.605
5 -	39.603	26.262	1:05.865	66.02	2.333	15:37:54.470
6 -	38.136	25.396	1:03.532 (1)	68.44		15:38:58.002
7 -	38.269	26.361	1:04.630 (3)	67.28	1.098	15:40:02.632
8 -	37.951	25.807	1:03.758 (2)	68.20	0.226	15:41:06.390

P15 97 S/R		Nicholas TAIG		Honda VFR400 NC30 - Mantis Motorsports		
IDEAL LAP TIME : 1:03.619		BEST LAP TIME : 1:04.156		DIFFERENCE : 0.537		
LAP	SECTOR 1	SECTOR 2	LAP TIME	MPH	DIFF	TIME OF DAY
1 -		26.076	1:14.799	58.13	10.643	15:33:30.294
2 -	40.157	26.189	1:06.346	65.54	2.190	15:34:36.640
3 -	39.256	25.811	1:05.067	66.83	0.911	15:35:41.707
4 -	40.096	26.360	1:06.456	65.43	2.300	15:36:48.163
5 -	39.462	25.291	1:04.753 (3)	67.15	0.597	15:37:52.916
6 -	38.328	26.088	1:04.416 (2)	67.50	0.260	15:38:57.332
7 -	38.555	26.479	1:05.034	66.86	0.878	15:40:02.366
8 -	38.683	25.473	1:04.156 (1)	67.78		15:41:06.522

P16 71 S		Ben BURNAL		Honda RVF 400 - Violent running syndicate		
IDEAL LAP TIME : 1:05.407		BEST LAP TIME : 1:05.407		DIFFERENCE : 0.000		
LAP	SECTOR 1	SECTOR 2	LAP TIME	MPH	DIFF	TIME OF DAY
1 -		26.300	1:12.543	59.94	7.136	15:33:28.038
2 -	40.719	25.916	1:06.635	65.26	1.228	15:34:34.673
3 -	40.408	26.455	1:06.863	65.03	1.456	15:35:41.536
4 -	39.671	26.158	1:05.829 (3)	66.05	0.422	15:36:47.365
5 -	40.517	26.372	1:06.889	65.01	1.482	15:37:54.254
6 -	39.566	26.334	1:05.900	65.98	0.493	15:39:00.154
7 -	39.538	25.923	1:05.461 (2)	66.43	0.054	15:40:05.615
8 -	39.499	25.908	1:05.407 (1)	66.48		15:41:11.022

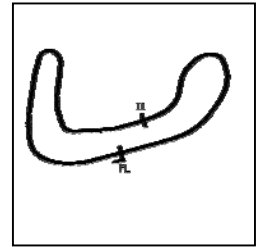
Weather / Track : Showers / Damp

Brands Hatch Indy
Circuit Length = 1.2079 miles
Start: 15:32 Flag 15:40 End: 15:42

BMCRC - MRO Championships 2020 - Rnd 1 @ Brands Hatch Indy

EDlasia Formula 400 & BMCRC Junior Supersport

RACE 13 - SECTOR ANALYSIS



SECTOR 1 = FL to I1, SECTOR 2 = I1 to FL, DIFF = Difference To Personal Best Lap, P = Crossed Finish Line in Pit Lane, D = Time Disallowed

P17 19 S/R Marc BELL			Honda NC30 -			
IDEAL LAP TIME : 1:04.398		BEST LAP TIME : 1:04.605		DIFFERENCE : 0.207		
LAP	SECTOR 1	SECTOR 2	LAP TIME	MPH	DIFF	TIME OF DAY
1 -		26.617	1:15.053	57.94	10.448	15:33:30.548
2 -	40.952	26.549	1:07.501	64.42	2.896	15:34:38.049
3 -	40.165	26.051	1:06.216	65.67	1.611	15:35:44.265
4 -	40.358	26.277	1:06.635	65.26	2.030	15:36:50.900
5 -	39.480	25.449	1:04.929 (2)	66.97	0.324	15:37:55.829
6 -	38.949	25.656	1:04.605 (1)	67.31		15:39:00.434
7 -	40.045	25.646	1:05.691	66.19	1.086	15:40:06.125
8 -	39.228	25.860	1:05.088 (3)	66.81	0.483	15:41:11.213

P18 39 JSPT Kim ZAREBSKI			Kawasaki NINJA 400 -			
IDEAL LAP TIME : 1:06.730		BEST LAP TIME : 1:06.757		DIFFERENCE : 0.027		
LAP	SECTOR 1	SECTOR 2	LAP TIME	MPH	DIFF	TIME OF DAY
1 -		27.162	1:16.926	56.52	10.169	15:33:32.421
2 -	41.852	27.388	1:09.240	62.80	2.483	15:34:41.661
3 -	41.784	27.357	1:09.141	62.89	2.384	15:35:50.802
4 -	41.737	27.452	1:09.189	62.85	2.432	15:36:59.991
5 -	41.394	26.836	1:08.230	63.73	1.473	15:38:08.221
6 -	40.295	26.801	1:07.096 (2)	64.81	0.339	15:39:15.317
7 -	40.983	27.043	1:08.026 (3)	63.92	1.269	15:40:23.343
8 -	40.322	26.435	1:06.757 (1)	65.14		15:41:30.100

P19 11 Dan RUTH			Yamaha FZR400RRSP - Richard Ruth			
IDEAL LAP TIME : 1:02.085		BEST LAP TIME : 1:02.853		DIFFERENCE : 0.768		
LAP	SECTOR 1	SECTOR 2	LAP TIME	MPH	DIFF	TIME OF DAY
1 -		24.957	1:06.290	65.59	3.437	15:33:21.785
2 -	37.128	25.725	1:02.853 (1)	69.18		15:34:24.638

P20 9 S Karl COONEY			Kawasaki ZXR400 L5 - Ediasia			
IDEAL LAP TIME : 1:03.608		BEST LAP TIME : 1:04.196		DIFFERENCE : 0.588		
LAP	SECTOR 1	SECTOR 2	LAP TIME	MPH	DIFF	TIME OF DAY
1 -		25.623	1:11.466	60.84	7.270	15:33:26.961
2 -	38.662	25.534	1:04.196 (1)	67.73		15:34:31.157

BMCRC - MRO Championships 2020 - Rnd 1 @ Brands Hatch Indy

EDlasia Formula 400 & BMCRC Junior Supersport

RACE 13 - BEST SECTORS

SECTOR 1			SECTOR 2			IDEAL / BEST COMPARISON						
POS	NO	NAME	TIME	NO	NAME	TIME	POS	NO	NAME	IDEAL	BEST	DIFF
									PERFECT LAP	56.128		
1	14	BURRAGE	33.412	14	BURRAGE	22.716	1	14	BURRAGE	56.128	56.346	0.218
2	2	GILL	33.768	2	GILL	22.903	2	2	GILL	56.671	56.753	0.082
3	86	SCOTT	34.555	86	SCOTT	23.210	3	86	SCOTT	57.765	57.810	0.045
4	52	JARMAN	35.119	191	SEATH	23.272	4	191	SEATH	58.484	58.484	0.000
5	191	SEATH	35.212	123	ELLIS	23.554	5	123	ELLIS	58.977	59.597	0.620
6	123	ELLIS	35.423	85	ROBINSON	23.788	6	52	JARMAN	59.046	59.222	0.176
7	85	ROBINSON	35.564	52	JARMAN	23.927	7	85	ROBINSON	59.352	59.391	0.039
8	157	MOOK	35.580	157	MOOK	24.159	8	157	MOOK	59.739	59.739	0.000
9	33	JOHNSTONE	36.286	33	JOHNSTONE	24.498	9	33	JOHNSTONE	1:00.784	1:00.805	0.021
10	90	RAPA	36.913	90	RAPA	24.748	10	90	RAPA	1:01.661	1:01.842	0.181
11	11	RUTH	37.128	11	RUTH	24.957	11	11	RUTH	1:02.085	1:02.853	0.768
12	20	SWYER	37.745	31	MOORE	25.059	12	20	SWYER	1:03.166	1:03.282	0.116
13	351	DIGBY-BAKER	37.845	97	TAIG	25.291	13	31	MOORE	1:03.212	1:03.323	0.111
14	75	FRASER	37.951	75	FRASER	25.396	14	75	FRASER	1:03.347	1:03.532	0.185
15	9	COONEY	38.074	20	SWYER	25.421	15	351	DIGBY-BAKER	1:03.553	1:04.198	0.645
16	31	MOORE	38.153	19	BELL	25.449	16	9	COONEY	1:03.608	1:04.196	0.588
17	97	TAIG	38.328	9	COONEY	25.534	17	97	TAIG	1:03.619	1:04.156	0.537
18	19	BELL	38.949	351	DIGBY-BAKER	25.708	18	19	BELL	1:04.398	1:04.605	0.207
19	71	BURNAL	39.499	71	BURNAL	25.908	19	71	BURNAL	1:05.407	1:05.407	0.000
20	39	ZAREBSKI	40.295	39	ZAREBSKI	26.435	20	39	ZAREBSKI	1:06.730	1:06.757	0.027
21												

Weather / Track : Showers / Damp

Results can be found at www.tsl-timing.com

Brands Hatch Indy
Circuit Length = 1.2079 miles
Start: 15:32 Flag 15:40 End: 15:42

Printed - 15:43 Sunday, 08 March 2020

BMCRC - MRO Championships 2020 - Rnd 1 @ Brands Hatch Indy

EDlasia Formula 400 & BMCRC Junior Supersport

RACE 13 - STATISTICS

Competitors Started 21
Planned Start 2020-03-08 @ 15:00:00.000
Actual Start 2020-03-08 @ 15:32:15.494
Finish Time 2020-03-08 @ 15:40:57.792
Track Length 1.2079mi.
Total Laps 159
Total Distance Covered 192.0633mi.

Session Fastest Lap History

NO	CL	NAME	LAP TIME	TIME OF DAY	LAP	VEHICLE
2		Andrew GILL	58.302	15:34:17.451	2	Kawasaki ZXR400
2		Andrew GILL	57.555	15:35:15.005	3	Kawasaki ZXR400
14		Chris BURRAGE	56.629	15:37:09.521	5	Kawasaki ZXR 400
14		Chris BURRAGE	56.346	15:40:57.800	9	Kawasaki ZXR 400

Session Leader History

NO	CL	NAME	FROM LAP	LAPS LED	DISTANCE	VEHICLE
14		Chris BURRAGE	1	1	1.20 miles	Kawasaki ZXR 400
2		Andrew GILL	2	2	2.41 miles	Kawasaki ZXR400
14		Chris BURRAGE	4	6	7.24 miles	Kawasaki ZXR 400

Flag History

TYPE	TIME OF DAY
GREEN	15:32:15.494
FINISH	15:40:57.792

Flag Statistics

TYPE	COUNT	TOTAL LAPS	TOTAL TIME
Green	1	9	9:45.176
Red	0	0	0.000
Safety Car	0	0	0.000
FCY	0	0	0.000

Weather / Track : Showers / Damp

Results can be found at www.tsl-timing.com

Page 1 of 6

Brands Hatch Indy
Circuit Length = 1.2079 miles
Start: 15:32 Flag 15:40 End: 15:42

Printed - 15:43 Sunday, 08 March 2020

BMCRC - MRO Championships 2020 - Rnd 1 @ Brands Hatch Indy

EDlasia Formula 400 & BMCRC Junior Supersport

RACE 13 - STATISTICS

CLASS :

9 Starters

Fastest Lap History

NO	NAME	LAP TIME	TIME OF DAY	LAP	VEHICLE
2	Andrew GILL	58.302	15:34:17.451	2	Kawasaki ZXR400
2	Andrew GILL	57.555	15:35:15.005	3	Kawasaki ZXR400
14	Chris BURRAGE	56.629	15:37:09.521	5	Kawasaki ZXR 400
14	Chris BURRAGE	56.346	15:40:57.800	9	Kawasaki ZXR 400

Leader History

NO	NAME	FROM LAP	LAPS LED	DISTANCE	VEHICLE
14	Chris BURRAGE	1	1	1.20 miles	Kawasaki ZXR 400
2	Andrew GILL	2	2	2.41 miles	Kawasaki ZXR400
14	Chris BURRAGE	4	6	7.24 miles	Kawasaki ZXR 400

BMCRC - MRO Championships 2020 - Rnd 1 @ Brands Hatch Indy

EDlasia Formula 400 & BMCRC Junior Supersport

RACE 13 - STATISTICS

CLASS : R

1 Starters

Fastest Lap History

NO	NAME	LAP TIME	TIME OF DAY	LAP	VEHICLE
75	Gary FRASER	1:07.072	15:34:37.001	2	KAWASAKI ZXR 400
75	Gary FRASER	1:05.842	15:35:42.843	3	KAWASAKI ZXR 400
75	Gary FRASER	1:05.774	15:36:48.617	4	KAWASAKI ZXR 400
75	Gary FRASER	1:03.532	15:38:58.014	6	KAWASAKI ZXR 400

Leader History

NO	NAME	FROM LAP	LAPS LED	DISTANCE	VEHICLE
75	Gary FRASER	1	8	9.66 miles	KAWASAKI ZXR 400

BMCRC - MRO Championships 2020 - Rnd 1 @ Brands Hatch Indy

EDlasia Formula 400 & BMCRC Junior Supersport

RACE 13 - STATISTICS

CLASS : S

6 Starters

Fastest Lap History

NO	NAME	LAP TIME	TIME OF DAY	LAP	VEHICLE
90	Steve RAPA	1:03.442	15:34:27.060	2	Honda RVF400 TOOTHLESS
157	Geoff MOOK	1:01.981	15:35:29.568	3	Yamaha TZR 250
157	Geoff MOOK	1:01.190	15:36:30.759	4	Yamaha TZR 250
157	Geoff MOOK	1:01.069	15:37:31.828	5	Yamaha TZR 250
33	Carl JOHNSTONE	1:01.016	15:37:33.155	5	Yamaha FZR400RR
157	Geoff MOOK	1:00.889	15:38:32.717	6	Yamaha TZR 250
33	Carl JOHNSTONE	1:00.805	15:38:33.960	6	Yamaha FZR400RR
157	Geoff MOOK	1:00.577	15:39:33.294	7	Yamaha TZR 250
157	Geoff MOOK	59.739	15:40:33.033	8	Yamaha TZR 250

Leader History

NO	NAME	FROM LAP	LAPS LED	DISTANCE	VEHICLE
90	Steve RAPA	1	2	2.41 miles	Honda RVF400 TOOTHLESS
157	Geoff MOOK	3	7	8.45 miles	Yamaha TZR 250

BMCRC - MRO Championships 2020 - Rnd 1 @ Brands Hatch Indy

EDlasia Formula 400 & BMCRC Junior Supersport

RACE 13 - STATISTICS

CLASS : S/R

2 Starters

Fastest Lap History

NO	NAME	LAP TIME	TIME OF DAY	LAP	VEHICLE
97	Nicholas TAIG	1:06.346	15:34:36.665	2	Honda VFR400 NC30
97	Nicholas TAIG	1:05.067	15:35:41.733	3	Honda VFR400 NC30
97	Nicholas TAIG	1:04.753	15:37:52.940	5	Honda VFR400 NC30
97	Nicholas TAIG	1:04.416	15:38:57.357	6	Honda VFR400 NC30
97	Nicholas TAIG	1:04.156	15:41:06.547	8	Honda VFR400 NC30

Leader History

NO	NAME	FROM LAP	LAPS LED	DISTANCE	VEHICLE
97	Nicholas TAIG	1	8	9.66 miles	Honda VFR400 NC30

BMCRC - MRO Championships 2020 - Rnd 1 @ Brands Hatch Indy

EDlasia Formula 400 & BMCRC Junior Supersport

RACE 13 - STATISTICS

CLASS : JSPT

3 Starters

Fastest Lap History

NO	NAME	LAP TIME	TIME OF DAY	LAP	VEHICLE
123	Joe ELLIS	1:01.960	15:34:24.699	2	Kawasaki NINJA 400
123	Joe ELLIS	59.891	15:35:24.616	3	Kawasaki NINJA 400
123	Joe ELLIS	59.597	15:40:24.484	8	Kawasaki NINJA 400

Leader History

NO	NAME	FROM LAP	LAPS LED	DISTANCE	VEHICLE
123	Joe ELLIS	1	9	10.87 miles	Kawasaki NINJA 400

BMCRC-MRO Championships 2020



**TEAM RESPRO MRO 600 / CLUBMAN
600 Supported by HM Quickshifter
& L&W Contractors Rookie 600**

Brands Hatch Indy Circuit

7th / 8th March 2020



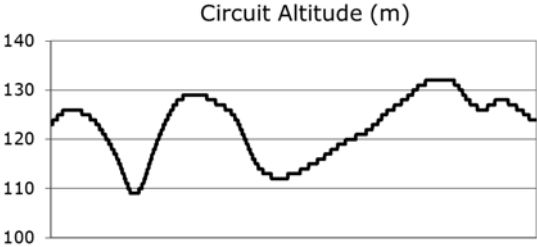
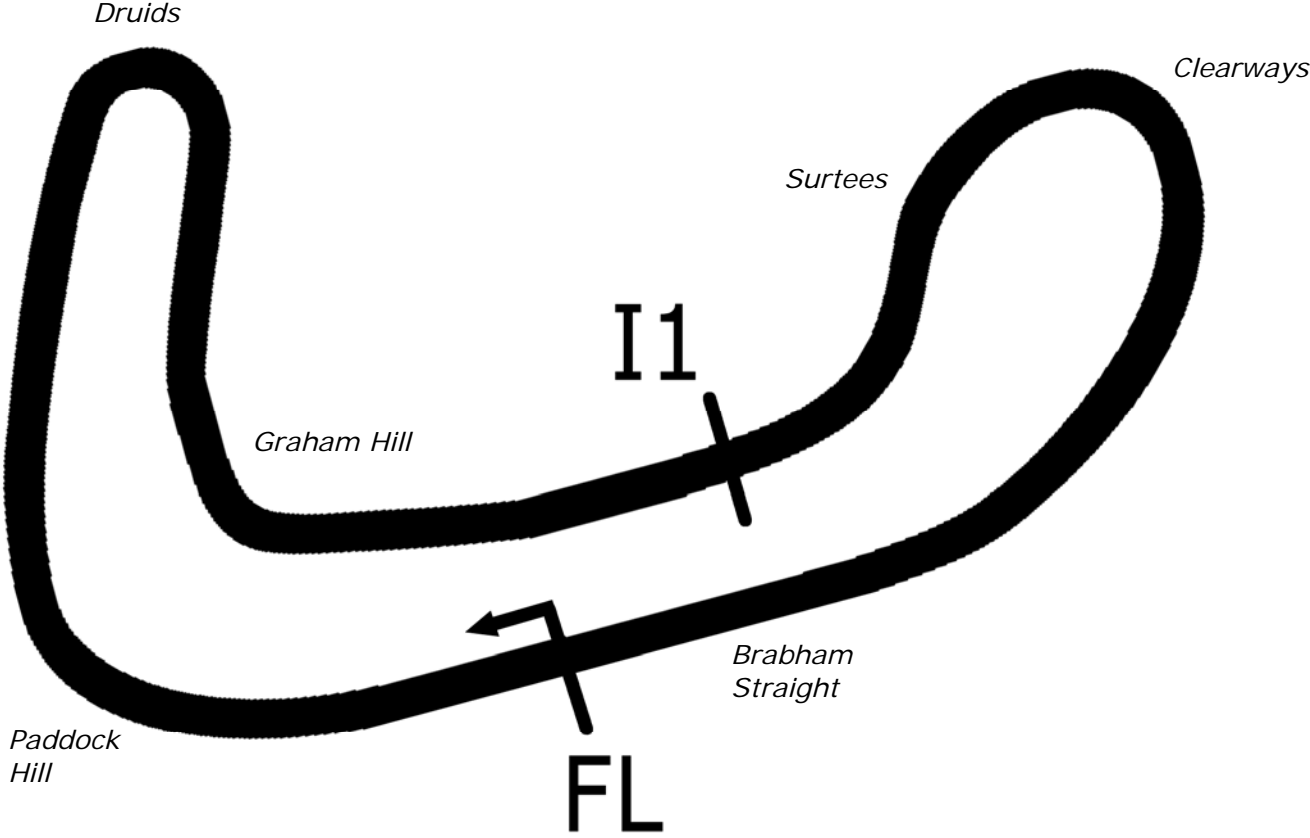
Results Provided by Timing Solutions Ltd
www.tsl-timing.com

Brands Hatch Indy



SPORTS TIMING

TIMING SOLUTIONS LTD



Length	1.2079 miles	1944.0 m	
FL		51.36032 N	0.26032 E
I1	1112m	51.35934 N	0.25955 E
Pit Entry	1669m	51.35911 N	0.25743 E
Pit Exit	26m after FL	51.36027 N	0.26078 E
Pit Entry–Pit Exit 277m, 16.6s @60kph, 12.4s @80kph			

BMCRC - MRO Championships 2020 - Rnd 1 @ Brands Hatch Indy

Team Respro MRO 600 inc Clubman 600 & BMCRC Rookie 600

QUALIFYING - CLASSIFICATION



FOR THE EDGE

CONTRACTORS LTD

POS	NO	CL	PIC NAME	ENTRY	TIME	ON	LAPS	GAP	DIFF	MPH
1	1		1 Michael MILLS	Yamaha R6 - A51 Racing	49.137	10	10			88.49
2	14		2 Chris BURRAGE	Yamaha R6 - Seton tuning	49.688	3	10	0.551	0.551	87.51
3	111		3 Ryan FOLKES	Triumph 675 - Carl Harrison Motorcyle Services	50.822	9	9	1.685	1.134	85.56
4	36		4 Harry FOWLE	Triumph 675 - BER/ Steve Jordan Motorcycles	51.156	12	12	2.019	0.334	85.00
5	2		5 Andrew GILL	Kawasaki ZX6R - The Park School, RST Leathers, ROCK	51.218	12	13	2.081	0.062	84.90
6	188		6 Dawid KRAWIECKI	Yamaha R6 - Code Blue LTD & D A East Electrical	51.371	11	13	2.234	0.153	84.65
7	29	C	1 Charlie STONE	Kawasaki ZX6R - Loveday auto repairs	51.415	14	14	2.278	0.044	84.57
8	12	C	2 Cedric BLOCH	Kawasaki ZX6R - Brigitt's Group & SDC Performance	51.689	8	8	2.552	0.274	84.13
9	173		7 Stephen DRAPER	Yamaha R6 -	51.783	12	12	2.646	0.094	83.97
10	27		8 Stuart WICKENS	MV Augusta F3 675 - Big Tone	52.344	11	14	3.207	0.561	83.07
11	118	C	3 Jim COYLE	Triumph 675 - Big Jim RIP	52.563	8	12	3.426	0.219	82.73
12	13		9 Doug EDMONDSON	Triumph 675 - Stan Stephens Tuning	53.046	8	9	3.909	0.483	81.97
13	98	C	4 Lee ELLIS	Yamaha R6 - Steve Jordan Motorcycles	53.250	14	14	4.113	0.204	81.66
14	79	R	1 Philip STORROW	Kawasaki ZX6R -	54.042	9	10	4.905	0.792	80.46
15	404	C	5 Tommy HEMPHILL	Suzuki GSXR SRAD -	54.272	12	13	5.135	0.230	80.12
16	4	C	6 Tom VAUGHAN	Yamaha R6 - Go Racing Developments	54.348	8	10	5.211	0.076	80.01
17	22	C	7 Toby TRUNDLE	Triumph 675 - Harris Motorcycles - Harlow	54.489	11	12	5.352	0.141	79.80
18	99		10 Michael SIMMONS	Yamaha R6 - Westcountry Windings	54.581	9	13	5.444	0.092	79.67
19	696	R	2 Jason MARIETTE	Yamaha YZF-R6 -	54.781	10	13	5.644	0.200	79.38
20	8	C	8 Dave SAUNDERS	Honda CBR600 -	55.207	11	13	6.070	0.426	78.76
21	636	R	3 Matthew MILLS	Kawasaki ZX6R -	55.490	7	13	6.353	0.283	78.36
22	624	C	9 Matthew FEDRICK	Yamaha R6 - Matthew Fedrick farriers ltd/TBR performan	55.649	11	11	6.512	0.159	78.14
23	717	R	4 Timothy WALSH	Triumph 675 - T P WALSH PHE	55.882	7	9	6.745	0.233	77.81
24	78	R	5 Scott FORBES-COWDRY	Yamaha R6 -	56.025	10	13	6.888	0.143	77.61
25	228	R	6 Paul McFADDEN	Kawasaki ZX6 -	56.442	10	10	7.305	0.417	77.04
26	132	R	7 Mitchell GILBERT	Suzuki GSXR 600 -	57.700	6	8	8.563	1.258	75.36
27	18	R	8 Stephen LANE	Yamaha YZF -	57.830	5	11	8.693	0.130	75.19
28	243	R	9 Fred DAVIS	Yamaha R6 - None	58.049	4	12	8.912	0.219	74.91
29	170	R	10 Paul MILLS	Yamaha R6 -	59.121	10	10	9.984	1.072	73.55
30	71	R	11 Adrian KNIGHT	Suzuki GSXR 600 -	59.178	8	8	10.041	0.057	73.48
31	58	R	12 Ben LOGAN	Kawasaki ZX6R -	59.769	6	6	10.632	0.591	72.75
32	105	R	13 Benjamin STONARD	Yamaha R6 -	59.847	6	9	10.710	0.078	72.66
33	72	R	14 James HEMPHILL	Yamaha R6 5EB -	1:00.051	3	11	10.914	0.204	72.41
34	96	C	10 Giovanni BELIOSSI	Honda CBR600RR - ASR Accident Storage Recovery	1:00.184	8	11	11.047	0.133	72.25
35	148	R	15 Matt SAYLE	Yamaha R6 5EB - The original body shop	1:00.697	11	11	11.560	0.513	71.64

Weather / Track : Cloudy / Dry

These results are provisional until the conclusion of any judicial and technical matters.

Brands Hatch Indy

Circuit Length = 1.2079 miles

Start: 11:10 Flag 11:23 End: 11:24

Clerk Of Course :	Steward :	Timekeeper :
-------------------	-----------	--------------

Results can be found at www.tsl-timing.com

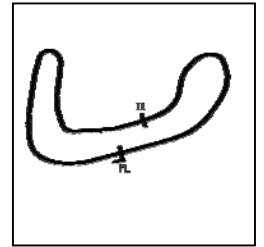
Printed - 11:25 Saturday, 07 March 2020



BMCRC - MRO Championships 2020 - Rnd 1 @ Brands Hatch Indy

Team Respro MRO 600 inc Clubman 600 & BMCRC Rookie 600

QUALIFYING - SECTOR ANALYSIS



SECTOR 1 = FL to I1, SECTOR 2 = I1 to FL, DIFF = Difference To Personal Best Lap, P = Crossed Finish Line in Pit Lane, D = Time Disallowed

P1		1		Michael MILLS		Yamaha R6 - A51 Racing	
IDEAL LAP TIME : 49.137		BEST LAP TIME : 49.137		DIFFERENCE : 0.000			
LAP	SECTOR 1	SECTOR 2	LAP TIME	MPH	DIFF	TIME OF DAY	
1 -	OUTLAP	21.223	56.344	77.17	7.207	11:13:47.649	
2 -	31.214	20.126	51.340	84.70	2.203	11:14:38.989	
3 -	30.452	20.961	51.413	84.58	2.276	11:15:30.402	
4 -	30.773	20.426	51.199	84.93	2.062	11:16:21.601	
5 -	31.662	20.794	52.456	82.90	3.319	11:17:14.057	
6 -	30.554	19.892	50.446 (2)	86.20	1.309	11:18:04.503	
7 -	29.873	20.774	50.647 (3)	85.86	1.510	11:18:55.150	
8 -	36.572	20.735	57.307	75.88	8.170	11:19:52.457	
9 -	31.457	20.494	51.951	83.70	2.814	11:20:44.408	
10 -	29.477	19.660	49.137 (1)	88.49		11:21:33.545	

P2		14		Chris BURRAGE		Yamaha R6 - Seton tuning	
IDEAL LAP TIME : 49.688		BEST LAP TIME : 49.688		DIFFERENCE : 0.000			
LAP	SECTOR 1	SECTOR 2	LAP TIME	MPH	DIFF	TIME OF DAY	
1 -	33.833	20.787	54.620	79.61	4.932	11:12:47.591	
2 -	31.824	20.101	51.925	83.74	2.237	11:13:39.516	
3 -	30.037	19.651	49.688 (1)	87.51		11:14:29.204	
4 -	31.119	19.819	50.938	85.37	1.250	11:15:20.142	
5 -	30.260	19.935	50.195 (3)	86.63	0.507	11:16:10.337	
6 -	30.261	19.856	50.117 (2)	86.76	0.429	11:17:00.454	
7 -	30.400	20.107	50.507	86.09	0.819	11:17:50.961	
8 -	31.698	IN PIT	1:31.032 P	47.77	41.344	11:19:21.993	
9 -	OUTLAP	20.347	54.937	79.15	5.249	11:20:16.930	
10 -	30.604	21.148	51.752	84.02	2.064	11:21:08.682	

P3		111		Ryan FOLKES		Triumph 675 - Carl Harrison Motorcycle Services	
IDEAL LAP TIME : 50.822		BEST LAP TIME : 50.822		DIFFERENCE : 0.000			
LAP	SECTOR 1	SECTOR 2	LAP TIME	MPH	DIFF	TIME OF DAY	
1 -	OUTLAP	21.509	1:00.430	71.96	9.608	11:14:37.233	
2 -	31.905	21.736	53.641	81.06	2.819	11:15:30.874	
3 -	31.686	20.760	52.446	82.91	1.624	11:16:23.320	
4 -	31.646	21.614	53.260	81.64	2.438	11:17:16.580	
5 -	31.033	21.932	52.965	82.10	2.143	11:18:09.545	
6 -	31.315	20.436	51.751 (3)	84.02	0.929	11:19:01.296	
7 -	31.235	20.410	51.645 (2)	84.20	0.823	11:19:52.941	
8 -	31.646	22.096	53.742	80.91	2.920	11:20:46.683	
9 -	30.423	20.399	50.822 (1)	85.56		11:21:37.505	

P4		36		Harry FOWLE		Triumph 675 - BER/ Steve Jordan Motorcycles	
IDEAL LAP TIME : 51.004		BEST LAP TIME : 51.156		DIFFERENCE : 0.152			
LAP	SECTOR 1	SECTOR 2	LAP TIME	MPH	DIFF	TIME OF DAY	
1 -	34.211	21.947	56.158	77.43	5.002	11:12:50.584	
2 -	32.373	21.643	54.016	80.50	2.860	11:13:44.600	
3 -	31.544	21.142	52.686	82.53	1.530	11:14:37.286	
4 -	31.564	21.954	53.518	81.25	2.362	11:15:30.804	
5 -	31.186	20.705	51.891 (2)	83.80	0.735	11:16:22.695	
6 -	31.785	22.523	54.308	80.07	3.152	11:17:17.003	
7 -	30.976	21.751	52.727	82.47	1.571	11:18:09.730	
8 -	31.475	20.466	51.941 (3)	83.72	0.785	11:19:01.671	
9 -	32.470	IN PIT	2:12.568 P	32.80	1:21.412	11:21:14.239	
10 -	OUTLAP	21.708	1:03.192	68.81	12.036	11:22:17.431	
11 -	32.939	22.106	55.045	79.00	3.889	11:23:12.476	
12 -	30.538	20.618	51.156 (1)	85.00		11:24:03.632	

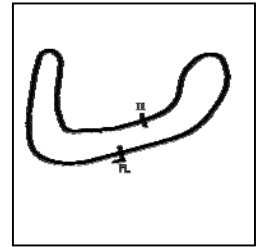
Weather / Track : Cloudy / Dry

Brands Hatch Indy
Circuit Length = 1.2079 miles
Start: 11:10 Flag 11:23 End: 11:24

BMCRC - MRO Championships 2020 - Rnd 1 @ Brands Hatch Indy

Team Respro MRO 600 inc Clubman 600 & BMCRC Rookie 600

QUALIFYING - SECTOR ANALYSIS



SECTOR 1 = FL to I1, SECTOR 2 = I1 to FL, DIFF = Difference To Personal Best Lap, P = Crossed Finish Line in Pit Lane, D = Time Disallowed

P5 2		Andrew GILL		Kawasaki ZX6R - The Park School, RST Leathers, ROCK OIL, I		
IDEAL LAP TIME : 51.185		BEST LAP TIME : 51.218		DIFFERENCE : 0.033		
LAP	SECTOR 1	SECTOR 2	LAP TIME	MPH	DIFF	TIME OF DAY
1 -	OUTLAP	21.968	59.832	72.68	8.614	11:13:56.976
2 -	32.288	21.682	53.970	80.57	2.752	11:14:50.946
3 -	32.151	21.418	53.569	81.17	2.351	11:15:44.515
4 -	32.828	21.834	54.662	79.55	3.444	11:16:39.177
5 -	31.288	20.746	52.034	83.57	0.816	11:17:31.211
6 -	31.446	20.556	52.002 (3)	83.62	0.784	11:18:23.213
7 -	32.659	21.137	53.796	80.83	2.578	11:19:17.009
8 -	32.446	20.620	53.066	81.94	1.848	11:20:10.075
9 -	30.892	20.534	51.426 (2)	84.56	0.208	11:21:01.501
10 -	31.882	20.470	52.352	83.06	1.134	11:21:53.853
11 -	32.941	21.607	54.548	79.72	3.330	11:22:48.401
12 -	30.925	20.293	51.218 (1)	84.90		11:23:39.619
13 -	31.703	20.406	52.109	83.45	0.891	11:24:31.728

P6 188		Dawid KRAWIECKI		Yamaha R6 - Code Blue LTD & D A East Electrical		
IDEAL LAP TIME : 51.334		BEST LAP TIME : 51.371		DIFFERENCE : 0.037		
LAP	SECTOR 1	SECTOR 2	LAP TIME	MPH	DIFF	TIME OF DAY
1 -	OUTLAP	21.537	57.076	76.18	5.705	11:13:51.184
2 -	33.673	21.276	54.949	79.13	3.578	11:14:46.133
3 -	31.377	20.563	51.940	83.72	0.569	11:15:38.073
4 -	31.311	20.846	52.157	83.37	0.786	11:16:30.230
5 -	32.199	21.631	53.830	80.78	2.459	11:17:24.060
6 -	31.684	20.543	52.227	83.26	0.856	11:18:16.287
7 -	30.975	20.854	51.829 (3)	83.90	0.458	11:19:08.116
8 -	31.751	21.495	53.246	81.67	1.875	11:20:01.362
9 -	31.024	20.496	51.520 (2)	84.40	0.149	11:20:52.882
10 -	31.216	20.920	52.136	83.40	0.765	11:21:45.018
11 -	30.849	20.522	51.371 (1)	84.65		11:22:36.389
12 -	30.838	21.557	52.395	82.99	1.024	11:23:28.784
13 -	32.077	20.981	53.058	81.95	1.687	11:24:21.842

P7 29 C		Charlie STONE		Kawasaki ZX6R - Loveday auto repairs		
IDEAL LAP TIME : 51.279		BEST LAP TIME : 51.415		DIFFERENCE : 0.136		
LAP	SECTOR 1	SECTOR 2	LAP TIME	MPH	DIFF	TIME OF DAY
1 -	34.184	22.040	56.224	77.34	4.809	11:13:02.946
2 -	32.899	21.548	54.447	79.86	3.032	11:13:57.393
3 -	32.299	21.381	53.680	81.00	2.265	11:14:51.073
4 -	32.526	20.801	53.327	81.54	1.912	11:15:44.400
5 -	32.602	21.680	54.282	80.11	2.867	11:16:38.682
6 -	31.413	20.565	51.978 (3)	83.66	0.563	11:17:30.660
7 -	31.612	20.535	52.147	83.39	0.732	11:18:22.807
8 -	32.565	21.295	53.860	80.73	2.445	11:19:16.667
9 -	31.824	20.726	52.550	82.75	1.135	11:20:09.217
10 -	31.476	20.527	52.003	83.62	0.588	11:21:01.220
11 -	31.195	20.458	51.653 (2)	84.18	0.238	11:21:52.873
12 -	31.670	20.519	52.189	83.32	0.774	11:22:45.062
13 -	30.821	21.674	52.495	82.83	1.080	11:23:37.557
14 -	30.840	20.575	51.415 (1)	84.57		11:24:28.972

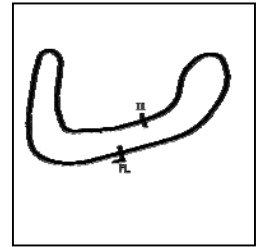
Weather / Track : Cloudy / Dry

Brands Hatch Indy
Circuit Length = 1.2079 miles
Start: 11:10 Flag 11:23 End: 11:24

BMCRC - MRO Championships 2020 - Rnd 1 @ Brands Hatch Indy

Team Respro MRO 600 inc Clubman 600 & BMCRC Rookie 600

QUALIFYING - SECTOR ANALYSIS



SECTOR 1 = FL to I1, SECTOR 2 = I1 to FL, DIFF = Difference To Personal Best Lap, P = Crossed Finish Line in Pit Lane, D = Time Disallowed

P8 12 C		Cedric BLOCH		Kawasaki ZX6R - Brigit's Group & SDC Performance		
IDEAL LAP TIME : 51.689		BEST LAP TIME : 51.689		DIFFERENCE : 0.000		
LAP	SECTOR 1	SECTOR 2	LAP TIME	MPH	DIFF	TIME OF DAY
1 -	OUTLAP	21.547	1:01.058	71.22	9.369	11:15:44.348
2 -	32.466	22.009	54.475	79.82	2.786	11:16:38.823
3 -	31.925	20.969	52.894	82.21	1.205	11:17:31.717
4 -	31.211	21.324	52.535 (3)	82.77	0.846	11:18:24.252
5 -	31.681	22.087	53.768	80.87	2.079	11:19:18.020
6 -	31.665	21.175	52.840	82.29	1.151	11:20:10.860
7 -	31.048	21.296	52.344 (2)	83.07	0.655	11:21:03.204
8 -	30.850	20.839	51.689 (1)	84.13		11:21:54.893

P9 173		Stephen DRAPER		Yamaha R6 -		
IDEAL LAP TIME : 51.565		BEST LAP TIME : 51.783		DIFFERENCE : 0.218		
LAP	SECTOR 1	SECTOR 2	LAP TIME	MPH	DIFF	TIME OF DAY
1 -	OUTLAP	22.339	1:01.119	71.14	9.336	11:14:11.715
2 -	33.125	21.710	54.835	79.30	3.052	11:15:06.550
3 -	32.402	21.429	53.831	80.78	2.048	11:16:00.381
4 -	32.550	21.086	53.636	81.07	1.853	11:16:54.017
5 -	32.623	21.278	53.901	80.67	2.118	11:17:47.918
6 -	31.647	21.319	52.966	82.10	1.183	11:18:40.884
7 -	31.626	20.810	52.436 (3)	82.93	0.653	11:19:33.320
8 -	32.742	20.959	53.701	80.97	1.918	11:20:27.021
9 -	31.001	20.820	51.821 (2)	83.91	0.038	11:21:18.842
10 -	32.497	21.243	53.740	80.91	1.957	11:22:12.582
11 -	32.681	21.062	53.743	80.91	1.960	11:23:06.325
12 -	31.219	20.564	51.783 (1)	83.97		11:23:58.108

P10 27		Stuart WICKENS		MV Augusta F3 675 - Big Tone		
IDEAL LAP TIME : 52.228		BEST LAP TIME : 52.344		DIFFERENCE : 0.116		
LAP	SECTOR 1	SECTOR 2	LAP TIME	MPH	DIFF	TIME OF DAY
1 -	36.024	22.167	58.191	74.72	5.847	11:12:35.792
2 -	33.558	21.410	54.968	79.11	2.624	11:13:30.760
3 -	32.424	22.416	54.840	79.29	2.496	11:14:25.600
4 -	32.327	20.990	53.317	81.56	0.973	11:15:18.917
5 -	32.608	21.177	53.785	80.85	1.441	11:16:12.702
6 -	32.193	22.162	54.355	80.00	2.011	11:17:07.057
7 -	31.916	21.113	53.029	82.00	0.685	11:18:00.086
8 -	32.582	21.432	54.014	80.50	1.670	11:18:54.100
9 -	32.485	20.754	53.239	81.68	0.895	11:19:47.339
10 -	31.914	20.805	52.719 (3)	82.48	0.375	11:20:40.058
11 -	31.474	20.870	52.344 (1)	83.07		11:21:32.402
12 -	32.022	22.159	54.181	80.26	1.837	11:22:26.583
13 -	31.977	22.004	53.981	80.55	1.637	11:23:20.564
14 -	31.871	20.796	52.667 (2)	82.56	0.323	11:24:13.231

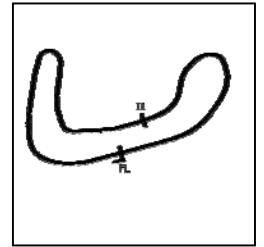
Weather / Track : Cloudy / Dry

Brands Hatch Indy
Circuit Length = 1.2079 miles
Start: 11:10 Flag 11:23 End: 11:24

BMCRC - MRO Championships 2020 - Rnd 1 @ Brands Hatch Indy

Team Respro MRO 600 inc Clubman 600 & BMCRC Rookie 600

QUALIFYING - SECTOR ANALYSIS



SECTOR 1 = FL to I1, SECTOR 2 = I1 to FL, DIFF = Difference To Personal Best Lap, P = Crossed Finish Line in Pit Lane, D = Time Disallowed

P11 118 C		Jim COYLE		Triumph 675 - Big Jim RIP		
IDEAL LAP TIME : 52.313		BEST LAP TIME : 52.563		DIFFERENCE : 0.250		
LAP	SECTOR 1	SECTOR 2	LAP TIME	MPH	DIFF	TIME OF DAY
1 -	OUTLAP	22.558	1:01.529	70.67	8.966	11:14:03.696
2 -	33.951	21.991	55.942	77.73	3.379	11:14:59.638
3 -	33.882	21.589	55.471	78.39	2.908	11:15:55.109
4 -	32.922	21.195	54.117	80.35	1.554	11:16:49.226
5 -	32.610	21.582	54.192	80.24	1.629	11:17:43.418
6 -	31.964	20.823	52.787 (3)	82.38	0.224	11:18:36.205
7 -	31.682	21.517	53.199	81.74	0.636	11:19:29.404
8 -	31.932	20.631	52.563 (1)	82.73		11:20:21.967
9 -	33.092	21.815	54.907	79.19	2.344	11:21:16.874
10 -	34.268	20.855	55.123	78.88	2.560	11:22:11.997
11 -	34.338	21.164	55.502	78.35	2.939	11:23:07.499
12 -	32.044	20.653	52.697 (2)	82.52	0.134	11:24:00.196

P12 13		Doug EDMONDSON		Triumph 675 - Stan Stephens Tuning		
IDEAL LAP TIME : 53.046		BEST LAP TIME : 53.046		DIFFERENCE : 0.000		
LAP	SECTOR 1	SECTOR 2	LAP TIME	MPH	DIFF	TIME OF DAY
1 -	OUTLAP	23.392	1:01.812	70.35	8.766	11:13:22.148
2 -	34.103	22.100	56.203	77.37	3.157	11:14:18.351
3 -	32.527	21.594	54.121	80.34	1.075	11:15:12.472
4 -	32.205	21.496	53.701 (2)	80.97	0.655	11:16:06.173
5 -	33.216	21.634	54.850	79.28	1.804	11:17:01.023
6 -	32.436	21.391	53.827	80.78	0.781	11:17:54.850
7 -	32.645	21.133	53.778 (3)	80.86	0.732	11:18:48.628
8 -	32.072	20.974	53.046 (1)	81.97		11:19:41.674
9 -	32.559	21.675	54.234	80.18	1.188	11:20:35.908

P13 98 C		Lee ELLIS		Yamaha R6 - Steve Jordan Motorcycles		
IDEAL LAP TIME : 53.236		BEST LAP TIME : 53.250		DIFFERENCE : 0.014		
LAP	SECTOR 1	SECTOR 2	LAP TIME	MPH	DIFF	TIME OF DAY
1 -	36.936	23.583	1:00.519	71.85	7.269	11:12:30.410
2 -	34.821	22.697	57.518	75.60	4.268	11:13:27.928
3 -	34.621	24.069	58.690	74.09	5.440	11:14:26.618
4 -	35.129	23.020	58.149	74.78	4.899	11:15:24.767
5 -	33.875	21.868	55.743	78.01	2.493	11:16:20.510
6 -	33.390	22.070	55.460	78.40	2.210	11:17:15.970
7 -	32.884	21.533	54.417	79.91	1.167	11:18:10.387
8 -	33.325	21.833	55.158	78.83	1.908	11:19:05.545
9 -	33.674	21.979	55.653	78.13	2.403	11:20:01.198
10 -	32.944	22.045	54.989	79.08	1.739	11:20:56.187
11 -	32.616	21.195	53.811 (3)	80.81	0.561	11:21:49.998
12 -	32.165	21.110	53.275 (2)	81.62	0.025	11:22:43.273
13 -	32.400	21.952	54.352	80.00	1.102	11:23:37.625
14 -	32.179	21.071	53.250 (1)	81.66		11:24:30.875

Weather / Track : Cloudy / Dry

Brands Hatch Indy
Circuit Length = 1.2079 miles
Start: 11:10 Flag 11:23 End: 11:24

BMCRC - MRO Championships 2020 - Rnd 1 @ Brands Hatch Indy

Team Respro MRO 600 inc Clubman 600 & BMCRC Rookie 600

QUALIFYING - SECTOR ANALYSIS



SECTOR 1 = FL to I1, SECTOR 2 = I1 to FL, DIFF = Difference To Personal Best Lap, P = Crossed Finish Line in Pit Lane, D = Time Disallowed

P14 79 R Philip STORROW			Kawasaki ZX6R -			
IDEAL LAP TIME : 53.656		BEST LAP TIME : 54.042	DIFFERENCE : 0.386			
LAP	SECTOR 1	SECTOR 2	LAP TIME	MPH	DIFF	TIME OF DAY
1 -	OUTLAP	22.269	1:00.100	72.35	6.058	11:13:13.350
2 -	33.244	21.716	54.960	79.12	0.918	11:14:08.310
3 -	34.166	21.620	55.786	77.95	1.744	11:15:04.096
4 -	33.632	21.528	55.160	78.83	1.118	11:15:59.256
5 -	32.763	21.392	54.155 (3)	80.29	0.113	11:16:53.411
6 -	32.984	21.460	54.444	79.87	0.402	11:17:47.855
7 -	32.937	21.194	54.131 (2)	80.33	0.089	11:18:41.986
8 -	33.194	21.605	54.799	79.35	0.757	11:19:36.785
9 -	32.462	21.580	54.042 (1)	80.46		11:20:30.827
10 -	32.688	22.179	54.867	79.25	0.825	11:21:25.694

P15 404 C Tommy HEMPHILL			Suzuki GSXR SRAD -			
IDEAL LAP TIME : 54.136		BEST LAP TIME : 54.272	DIFFERENCE : 0.136			
LAP	SECTOR 1	SECTOR 2	LAP TIME	MPH	DIFF	TIME OF DAY
1 -	OUTLAP	23.967	1:03.840	68.11	9.568	11:13:22.354
2 -	36.029	22.530	58.559	74.26	4.287	11:14:20.913
3 -	34.707	22.314	57.021	76.26	2.749	11:15:17.934
4 -	33.625	22.572	56.197	77.38	1.925	11:16:14.131
5 -	34.262	22.439	56.701	76.69	2.429	11:17:10.832
6 -	34.788	23.343	58.131	74.80	3.859	11:18:08.963
7 -	33.705	22.291	55.996	77.65	1.724	11:19:04.959
8 -	33.771	22.435	56.206	77.36	1.934	11:20:01.165
9 -	33.421	22.635	56.056	77.57	1.784	11:20:57.221
10 -	33.609	21.754	55.363	78.54	1.091	11:21:52.584
11 -	33.411	21.766	55.177 (3)	78.81	0.905	11:22:47.761
12 -	32.683	21.589	54.272 (1)	80.12		11:23:42.033
13 -	32.949	21.453	54.402 (2)	79.93	0.130	11:24:36.435

P16 4 C Tom VAUGHAN			Yamaha R6 - Go Racing Developments			
IDEAL LAP TIME : 54.348		BEST LAP TIME : 54.348	DIFFERENCE : 0.000			
LAP	SECTOR 1	SECTOR 2	LAP TIME	MPH	DIFF	TIME OF DAY
1 -	OUTLAP	23.117	1:02.588	69.47	8.240	11:13:48.886
2 -	35.869	22.304	58.173	74.75	3.825	11:14:47.059
3 -	33.749	22.469	56.218	77.35	1.870	11:15:43.277
4 -	33.360	21.812	55.172	78.81	0.824	11:16:38.449
5 -	33.247	21.786	55.033 (3)	79.01	0.685	11:17:33.482
6 -	32.917	21.924	54.841 (2)	79.29	0.493	11:18:28.323
7 -	34.041	21.750	55.791	77.94	1.443	11:19:24.114
8 -	32.841	21.507	54.348 (1)	80.01		11:20:18.462
9 -	35.137	22.669	57.806	75.22	3.458	11:21:16.268
10 -	33.848	21.904	55.752	77.99	1.404	11:22:12.020

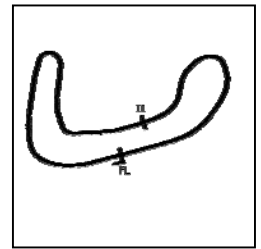
Weather / Track : Cloudy / Dry

Brands Hatch Indy
Circuit Length = 1.2079 miles
Start: 11:10 Flag 11:23 End: 11:24

BMCRC - MRO Championships 2020 - Rnd 1 @ Brands Hatch Indy

Team Respro MRO 600 inc Clubman 600 & BMCRC Rookie 600

QUALIFYING - SECTOR ANALYSIS



SECTOR 1 = FL to I1, SECTOR 2 = I1 to FL, DIFF = Difference To Personal Best Lap, P = Crossed Finish Line in Pit Lane, D = Time Disallowed

P17 22 C Toby TRUNDLE			Triumph 675 - Harris Motorcycles - Harlow			
IDEAL LAP TIME : 54.374			BEST LAP TIME : 54.489		DIFFERENCE : 0.115	
LAP	SECTOR 1	SECTOR 2	LAP TIME	MPH	DIFF	TIME OF DAY
1 -	OUTLAP	23.980	1:05.136	66.76	10.647	11:13:36.114
2 -	34.908	22.969	57.877	75.13	3.388	11:14:33.991
3 -	34.035	22.720	56.755	76.62	2.266	11:15:30.746
4 -	34.685	22.617	57.302	75.88	2.813	11:16:28.048
5 -	33.931	22.534	56.465	77.01	1.976	11:17:24.513
6 -	34.025	22.221	56.246	77.31	1.757	11:18:20.759
7 -	34.760	23.577	58.337	74.54	3.848	11:19:19.096
8 -	34.380	22.451	56.831	76.51	2.342	11:20:15.927
9 -	33.670	21.776	55.446 (3)	78.42	0.957	11:21:11.373
10 -	34.098	22.116	56.214	77.35	1.725	11:22:07.587
11 -	32.811	21.678	54.489 (1)	79.80		11:23:02.076
12 -	32.696	21.987	54.683 (2)	79.52	0.194	11:23:56.759

P18 99 Michael SIMMONS			Yamaha R6 - Westcountry Windings			
IDEAL LAP TIME : 54.207			BEST LAP TIME : 54.581		DIFFERENCE : 0.374	
LAP	SECTOR 1	SECTOR 2	LAP TIME	MPH	DIFF	TIME OF DAY
1 -	OUTLAP	22.940	1:01.960	70.18	7.379	11:13:17.956
2 -	34.519	22.049	56.568	76.87	1.987	11:14:14.524
3 -	33.592	22.318	55.910	77.77	1.329	11:15:10.434
4 -	33.252	21.824	55.076	78.95	0.495	11:16:05.510
5 -	33.598	21.722	55.320	78.60	0.739	11:17:00.830
6 -	33.523	21.620	55.143	78.86	0.562	11:17:55.973
7 -	33.375	22.361	55.736	78.02	1.155	11:18:51.709
8 -	32.699	22.155	54.854 (3)	79.27	0.273	11:19:46.563
9 -	33.073	21.508	54.581 (1)	79.67		11:20:41.144
10 -	32.982	21.656	54.638 (2)	79.58	0.057	11:21:35.782
11 -	33.616	22.231	55.847	77.86	1.266	11:22:31.629
12 -	34.441	21.638	56.079	77.54	1.498	11:23:27.708
13 -	33.445	22.876	56.321	77.21	1.740	11:24:24.029

P19 696 R Jason MARIETTE			Yamaha YZF-R6 -			
IDEAL LAP TIME : 54.550			BEST LAP TIME : 54.781		DIFFERENCE : 0.231	
LAP	SECTOR 1	SECTOR 2	LAP TIME	MPH	DIFF	TIME OF DAY
1 -	36.074	22.998	59.072	73.61	4.291	11:12:32.742
2 -	34.565	22.279	56.844	76.50	2.063	11:13:29.586
3 -	33.949	22.750	56.699	76.69	1.918	11:14:26.285
4 -	34.013	21.918	55.931	77.74	1.150	11:15:22.216
5 -	33.401	22.137	55.538	78.29	0.757	11:16:17.754
6 -	34.568	22.077	56.645	76.76	1.864	11:17:14.399
7 -	32.801	22.766	55.567	78.25	0.786	11:18:09.966
8 -	33.649	21.749	55.398 (3)	78.49	0.617	11:19:05.364
9 -	33.585	22.163	55.748	78.00	0.967	11:20:01.112
10 -	32.949	21.832	54.781 (1)	79.38		11:20:55.893
11 -	33.146	22.235	55.381 (2)	78.52	0.600	11:21:51.274
12 -	35.252	23.957	59.209	73.44	4.428	11:22:50.483
13 -	40.217	23.941	1:04.158	67.77	9.377	11:23:54.641

Weather / Track : Cloudy / Dry

Brands Hatch Indy
Circuit Length = 1.2079 miles
Start: 11:10 Flag 11:23 End: 11:24

BMCRC - MRO Championships 2020 - Rnd 1 @ Brands Hatch Indy

Team Respro MRO 600 inc Clubman 600 & BMCRC Rookie 600

QUALIFYING - SECTOR ANALYSIS



SECTOR 1 = FL to I1, SECTOR 2 = I1 to FL, DIFF = Difference To Personal Best Lap, P = Crossed Finish Line in Pit Lane, D = Time Disallowed

P20 8 C		Dave SAUNDERS		Honda CBR600 -		
IDEAL LAP TIME : 54.980		BEST LAP TIME : 55.207		DIFFERENCE : 0.227		
LAP	SECTOR 1	SECTOR 2	LAP TIME	MPH	DIFF	TIME OF DAY
1 -	38.319	23.944	1:02.263	69.84	7.056	11:12:30.341
2 -	34.422	23.027	57.449	75.69	2.242	11:13:27.790
3 -	34.390	24.194	58.584	74.22	3.377	11:14:26.374
4 -	35.583	23.221	58.804	73.95	3.597	11:15:25.178
5 -	33.929	22.535	56.464	77.01	1.257	11:16:21.642
6 -	33.640	23.756	57.396	75.76	2.189	11:17:19.038
7 -	35.266	22.020	57.286	75.91	2.079	11:18:16.324
8 -	33.067	23.000	56.067	77.56	0.860	11:19:12.391
9 -	33.899	21.978	55.877	77.82	0.670	11:20:08.268
10 -	33.390	22.073	55.463 (2)	78.40	0.256	11:21:03.731
11 -	33.002	22.205	55.207 (1)	78.76		11:21:58.938
12 -	33.433	22.228	55.661 (3)	78.12	0.454	11:22:54.599
13 -	33.469	22.917	56.386	77.12	1.179	11:23:50.985

P21 636 R		Matthew MILLS		Kawasaki ZX6R -		
IDEAL LAP TIME : 55.267		BEST LAP TIME : 55.490		DIFFERENCE : 0.223		
LAP	SECTOR 1	SECTOR 2	LAP TIME	MPH	DIFF	TIME OF DAY
1 -	37.532	24.591	1:02.123	69.99	6.633	11:12:59.815
2 -	36.271	23.704	59.975	72.50	4.485	11:13:59.790
3 -	34.365	22.380	56.745	76.63	1.255	11:14:56.535
4 -	34.683	21.993	56.676	76.72	1.186	11:15:53.211
5 -	33.994	21.930	55.924 (3)	77.75	0.434	11:16:49.135
6 -	34.241	22.095	56.336	77.19	0.846	11:17:45.471
7 -	33.835	21.655	55.490 (1)	78.36		11:18:40.961
8 -	33.916	22.093	56.009	77.64	0.519	11:19:36.970
9 -	33.612	21.923	55.535 (2)	78.30	0.045	11:20:32.505
10 -	34.286	21.667	55.953	77.71	0.463	11:21:28.458
11 -	35.110	23.863	58.973	73.73	3.483	11:22:27.431
12 -	34.359	22.834	57.193	76.03	1.703	11:23:24.624
13 -	35.612	22.325	57.937	75.05	2.447	11:24:22.561

P22 624 C		Matthew FEDRICK		Yamaha R6 - Matthew Fedrick farriers ltd/TBR performance		
IDEAL LAP TIME : 55.649		BEST LAP TIME : 55.649		DIFFERENCE : 0.000		
LAP	SECTOR 1	SECTOR 2	LAP TIME	MPH	DIFF	TIME OF DAY
1 -	OUTLAP	24.755	1:09.249	62.79	13.600	11:14:43.765
2 -	34.054	22.860	56.914	76.40	1.265	11:15:40.679
3 -	33.376	22.861	56.237	77.32	0.588	11:16:36.916
4 -	33.970	22.727	56.697	76.69	1.048	11:17:33.613
5 -	33.957	22.507	56.464	77.01	0.815	11:18:30.077
6 -	33.581	22.460	56.041 (3)	77.59	0.392	11:19:26.118
7 -	33.374	22.614	55.988 (2)	77.67	0.339	11:20:22.106
8 -	34.090	23.098	57.188	76.04	1.539	11:21:19.294
9 -	33.968	23.205	57.173	76.06	1.524	11:22:16.467
10 -	34.139	22.961	57.100	76.15	1.451	11:23:13.567
11 -	33.296	22.353	55.649 (1)	78.14		11:24:09.216

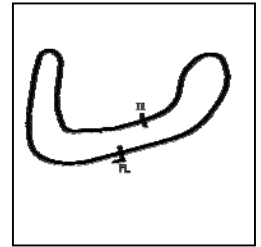
Weather / Track : Cloudy / Dry

Brands Hatch Indy
Circuit Length = 1.2079 miles
Start: 11:10 Flag 11:23 End: 11:24

BMCRC - MRO Championships 2020 - Rnd 1 @ Brands Hatch Indy

Team Respro MRO 600 inc Clubman 600 & BMCRC Rookie 600

QUALIFYING - SECTOR ANALYSIS



SECTOR 1 = FL to I1, SECTOR 2 = I1 to FL, DIFF = Difference To Personal Best Lap, P = Crossed Finish Line in Pit Lane, D = Time Disallowed

P23 717 R		Timothy WALSH		Triumph 675 - T P WALSH PHE		
IDEAL LAP TIME : 55.882		BEST LAP TIME : 55.882		DIFFERENCE : 0.000		
LAP	SECTOR 1	SECTOR 2	LAP TIME	MPH	DIFF	TIME OF DAY
1 -	OUTLAP	22.499	1:05.176	66.72	9.294	11:16:56.658
2 -	35.588	22.481	58.069	74.88	2.187	11:17:54.727
3 -	34.597	23.759	58.356	74.51	2.474	11:18:53.083
4 -	34.428	22.368	56.796 (3)	76.56	0.914	11:19:49.879
5 -	34.459	23.595	58.054	74.90	2.172	11:20:47.933
6 -	34.478	22.216	56.694 (2)	76.70	0.812	11:21:44.627
7 -	33.847	22.035	55.882 (1)	77.81		11:22:40.509
8 -	34.579	22.392	56.971	76.33	1.089	11:23:37.480
9 -	34.812	22.465	57.277	75.92	1.395	11:24:34.757

P24 78 R		Scott FORBES-COWDRY		Yamaha R6 -		
IDEAL LAP TIME : 56.025		BEST LAP TIME : 56.025		DIFFERENCE : 0.000		
LAP	SECTOR 1	SECTOR 2	LAP TIME	MPH	DIFF	TIME OF DAY
1 -	39.138	23.313	1:02.451	69.63	6.426	11:13:05.538
2 -	35.755	23.338	59.093	73.58	3.068	11:14:04.631
3 -	35.256	22.894	58.150	74.78	2.125	11:15:02.781
4 -	37.551	22.503	1:00.054	72.41	4.029	11:16:02.835
5 -	35.144	22.589	57.733	75.32	1.708	11:17:00.568
6 -	35.118	23.109	58.227	74.68	2.202	11:17:58.795
7 -	34.754	22.064	56.818	76.53	0.793	11:18:55.613
8 -	34.460	22.093	56.553	76.89	0.528	11:19:52.166
9 -	34.418	22.340	56.758	76.61	0.733	11:20:48.924
10 -	34.144	21.881	56.025 (1)	77.61		11:21:44.949
11 -	34.224	22.216	56.440 (3)	77.04	0.415	11:22:41.389
12 -	34.284	22.897	57.181	76.04	1.156	11:23:38.570
13 -	34.308	22.098	56.406 (2)	77.09	0.381	11:24:34.976

P25 228 R		Paul McFADDEN		Kawasaki ZX6 -		
IDEAL LAP TIME : 56.225		BEST LAP TIME : 56.442		DIFFERENCE : 0.217		
LAP	SECTOR 1	SECTOR 2	LAP TIME	MPH	DIFF	TIME OF DAY
1 -	OUTLAP	26.514	1:10.593	61.60	14.151	11:15:11.356
2 -	38.643	24.669	1:03.312	68.68	6.870	11:16:14.668
3 -	39.247	24.287	1:03.534	68.44	7.092	11:17:18.202
4 -	37.314	23.635	1:00.949	71.34	4.507	11:18:19.151
5 -	36.243	23.093	59.336	73.28	2.894	11:19:18.487
6 -	34.625	22.610	57.235	75.97	0.793	11:20:15.722
7 -	34.927	22.433	57.360	75.81	0.918	11:21:13.082
8 -	34.720	22.414	57.134 (2)	76.11	0.692	11:22:10.216
9 -	34.854	22.349	57.203 (3)	76.02	0.761	11:23:07.419
10 -	33.876	22.566	56.442 (1)	77.04		11:24:03.861

P26 132 R		Mitchell GILBERT		Suzuki GSXR 600 -		
IDEAL LAP TIME : 57.700		BEST LAP TIME : 57.700		DIFFERENCE : 0.000		
LAP	SECTOR 1	SECTOR 2	LAP TIME	MPH	DIFF	TIME OF DAY
1 -	OUTLAP	24.087	1:10.357	61.80	12.657	11:17:17.501
2 -	37.818	23.622	1:01.440	70.77	3.740	11:18:18.941
3 -	36.123	22.927	59.050	73.64	1.350	11:19:17.991
4 -	35.950	23.046	58.996 (3)	73.71	1.296	11:20:16.987
5 -	36.364	22.813	59.177	73.48	1.477	11:21:16.164
6 -	35.345	22.355	57.700 (1)	75.36		11:22:13.864
7 -	36.145	23.212	59.357	73.26	1.657	11:23:13.221
8 -	35.477	22.972	58.449 (2)	74.39	0.749	11:24:11.670

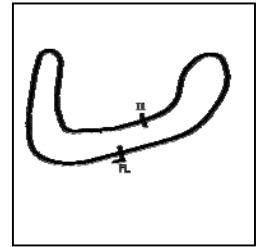
Weather / Track : Cloudy / Dry

Brands Hatch Indy
Circuit Length = 1.2079 miles
Start: 11:10 Flag 11:23 End: 11:24

BMCRC - MRO Championships 2020 - Rnd 1 @ Brands Hatch Indy

Team Respro MRO 600 inc Clubman 600 & BMCRC Rookie 600

QUALIFYING - SECTOR ANALYSIS



SECTOR 1 = FL to I1, SECTOR 2 = I1 to FL, DIFF = Difference To Personal Best Lap, P = Crossed Finish Line in Pit Lane, D = Time Disallowed

P27 18 R Stephen LANE			Yamaha YZF -			
IDEAL LAP TIME : 57.632		BEST LAP TIME : 57.830	DIFFERENCE : 0.198			
LAP	SECTOR 1	SECTOR 2	LAP TIME	MPH	DIFF	TIME OF DAY
1 -	OUTLAP	24.881	1:11.050	61.20	13.220	11:14:24.322
2 -	37.084	23.443	1:00.527	71.84	2.697	11:15:24.849
3 -	35.700	22.868	58.568	74.24	0.738	11:16:23.417
4 -	35.343	23.743	59.086	73.59	1.256	11:17:22.503
5 -	35.037	22.793	57.830 (1)	75.19		11:18:20.333
6 -	36.071	23.456	59.527	73.05	1.697	11:19:19.860
7 -	35.050	22.980	58.030 (2)	74.93	0.200	11:20:17.890
8 -	35.916	23.258	59.174	73.48	1.344	11:21:17.064
9 -	35.508	22.810	58.318 (3)	74.56	0.488	11:22:15.382
10 -	35.516	22.954	58.470	74.37	0.640	11:23:13.852
11 -	35.828	22.595	58.423	74.43	0.593	11:24:12.275

P28 243 R Fred DAVIS			Yamaha R6 - None			
IDEAL LAP TIME : 57.646		BEST LAP TIME : 58.049	DIFFERENCE : 0.403			
LAP	SECTOR 1	SECTOR 2	LAP TIME	MPH	DIFF	TIME OF DAY
1 -	OUTLAP	23.971	1:05.747	66.14	7.698	11:13:37.613
2 -	35.625	23.155	58.780	73.98	0.731	11:14:36.393
3 -	35.491	22.875	58.366	74.50	0.317	11:15:34.759
4 -	34.899	23.150	58.049 (1)	74.91		11:16:32.808
5 -	35.525	22.747	58.272 (3)	74.62	0.223	11:17:31.080
6 -	35.625	23.216	58.841	73.90	0.792	11:18:29.921
7 -	36.044	23.365	59.409	73.19	1.360	11:19:29.330
8 -	34.998	23.102	58.100 (2)	74.84	0.051	11:20:27.430
9 -	35.696	23.244	58.940	73.78	0.891	11:21:26.370
10 -	35.879	24.130	1:00.009	72.46	1.960	11:22:26.379
11 -	35.576	23.032	58.608	74.19	0.559	11:23:24.987
12 -	36.433	23.332	59.765	72.76	1.716	11:24:24.752

P29 170 R Paul MILLS			Yamaha R6 -			
IDEAL LAP TIME : 58.697		BEST LAP TIME : 59.121	DIFFERENCE : 0.424			
LAP	SECTOR 1	SECTOR 2	LAP TIME	MPH	DIFF	TIME OF DAY
1 -	OUTLAP	26.664	1:14.586	58.30	15.465	11:14:55.159
2 -	38.659	24.426	1:03.085	68.93	3.964	11:15:58.244
3 -	36.813	23.378	1:00.191	72.24	1.070	11:16:58.435
4 -	36.538	23.726	1:00.264	72.15	1.143	11:17:58.699
5 -	35.998	23.307	59.305 (2)	73.32	0.184	11:18:58.004
6 -	36.148	23.180	59.328 (3)	73.29	0.207	11:19:57.332
7 -	35.873	24.521	1:00.394	72.00	1.273	11:20:57.726
8 -	35.714	56.126	1:31.840	47.34	32.719	11:22:29.566
9 -	37.021	23.613	1:00.634	71.71	1.513	11:23:30.200
10 -	35.517	23.604	59.121 (1)	73.55		11:24:29.321

P30 71 R Adrian KNIGHT			Suzuki GSXR 600 -			
IDEAL LAP TIME : 59.178		BEST LAP TIME : 59.178	DIFFERENCE : 0.000			
LAP	SECTOR 1	SECTOR 2	LAP TIME	MPH	DIFF	TIME OF DAY
1 -	OUTLAP	27.786	1:16.573	56.79	17.395	11:17:22.476
2 -	39.925	24.665	1:04.590	67.32	5.412	11:18:27.066
3 -	38.620	24.206	1:02.826	69.21	3.648	11:19:29.892
4 -	37.430	23.457	1:00.887	71.42	1.709	11:20:30.779
5 -	36.658	23.513	1:00.171	72.27	0.993	11:21:30.950
6 -	36.003	23.962	59.965 (3)	72.51	0.787	11:22:30.915
7 -	36.380	23.377	59.757 (2)	72.77	0.579	11:23:30.672
8 -	35.814	23.364	59.178 (1)	73.48		11:24:29.850

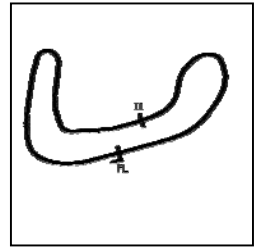
Weather / Track : Cloudy / Dry

Brands Hatch Indy
Circuit Length = 1.2079 miles
Start: 11:10 Flag 11:23 End: 11:24

BMCRC - MRO Championships 2020 - Rnd 1 @ Brands Hatch Indy

Team Respro MRO 600 inc Clubman 600 & BMCRC Rookie 600

QUALIFYING - SECTOR ANALYSIS



SECTOR 1 = FL to I1, SECTOR 2 = I1 to FL, DIFF = Difference To Personal Best Lap, P = Crossed Finish Line in Pit Lane, D = Time Disallowed

P31 58 R		Ben LOGAN		Kawasaki ZX6R -			
IDEAL LAP TIME : 59.769		BEST LAP TIME : 59.769		DIFFERENCE : 0.000			
LAP	SECTOR 1	SECTOR 2	LAP TIME	MPH	DIFF	TIME OF DAY	
1 -	41.195	26.091	1:07.286	64.62	7.517	11:12:41.684	
2 -	38.962	26.912	1:05.874	66.01	6.105	11:13:47.558	
3 -	37.516	24.590	1:02.106	70.01	2.337	11:14:49.664	
4 -	37.267	24.837	1:02.104 (3)	70.02	2.335	11:15:51.768	
5 -	36.651	24.332	1:00.983 (2)	71.30	1.214	11:16:52.751	
6 -	36.051	23.718	59.769 (1)	72.75		11:17:52.520	

P32 105 R		Benjamin STONARD		Yamaha R6 -			
IDEAL LAP TIME : 59.799		BEST LAP TIME : 59.847		DIFFERENCE : 0.048			
LAP	SECTOR 1	SECTOR 2	LAP TIME	MPH	DIFF	TIME OF DAY	
1 -	OUTLAP	24.936	1:07.635	64.29	7.788	11:13:22.260	
2 -	39.527	24.786	1:04.313	67.61	4.466	11:14:26.573	
3 -	38.452	23.946	1:02.398	69.69	2.551	11:15:28.971	
4 -	36.897	23.694	1:00.591 (3)	71.76	0.744	11:16:29.562	
5 -	36.680	23.540	1:00.220 (2)	72.21	0.373	11:17:29.782	
6 -	36.259	23.588	59.847 (1)	72.66		11:18:29.629	
7 -	36.905	23.771	1:00.676	71.66	0.829	11:19:30.305	
8 -	37.624	IN PIT	1:34.593 P	45.97	34.746	11:21:04.898	
9 -	OUTLAP	24.228	1:05.213	66.68	5.366	11:22:10.111	

P33 72 R		James HEMPHILL		Yamaha R6 5EB -			
IDEAL LAP TIME : 59.842		BEST LAP TIME : 1:00.051		DIFFERENCE : 0.209			
LAP	SECTOR 1	SECTOR 2	LAP TIME	MPH	DIFF	TIME OF DAY	
1 -	OUTLAP	24.836	1:06.581	65.31	6.530	11:13:42.541	
2 -	37.061	24.640	1:01.701	70.47	1.650	11:14:44.242	
3 -	36.064	23.987	1:00.051 (1)	72.41		11:15:44.293	
4 -	36.196	24.073	1:00.269 (2)	72.15	0.218	11:16:44.562	
5 -	36.488	23.953	1:00.441	71.94	0.390	11:17:45.003	
6 -	37.193	23.778	1:00.971	71.32	0.920	11:18:45.974	
7 -	37.067	24.208	1:01.275	70.96	1.224	11:19:47.249	
8 -	36.615	23.813	1:00.428 (3)	71.96	0.377	11:20:47.677	
9 -	37.403	24.234	1:01.637	70.55	1.586	11:21:49.314	
10 -	36.692	24.317	1:01.009	71.27	0.958	11:22:50.323	
11 -	36.962	24.494	1:01.456	70.75	1.405	11:23:51.779	

P34 96 C		Giovanni BELIOSSI		Honda CBR600RR - ASR Accident Storage Recovery			
IDEAL LAP TIME : 59.835		BEST LAP TIME : 1:00.184		DIFFERENCE : 0.349			
LAP	SECTOR 1	SECTOR 2	LAP TIME	MPH	DIFF	TIME OF DAY	
1 -	OUTLAP	24.908	1:07.501	64.42	7.317	11:13:59.682	
2 -	38.809	24.059	1:02.868	69.17	2.684	11:15:02.550	
3 -	38.331	24.655	1:02.986	69.04	2.802	11:16:05.536	
4 -	38.283	23.310	1:01.593	70.60	1.409	11:17:07.129	
5 -	38.339	24.114	1:02.453	69.63	2.269	11:18:09.582	
6 -	36.645	23.653	1:00.298 (2)	72.11	0.114	11:19:09.880	
7 -	37.839	23.190	1:01.029	71.25	0.845	11:20:10.909	
8 -	36.802	23.382	1:00.184 (1)	72.25		11:21:11.093	
9 -	36.861	24.344	1:01.205	71.04	1.021	11:22:12.298	
10 -	37.075	23.503	1:00.578	71.78	0.394	11:23:12.876	
11 -	37.117	23.322	1:00.439 (3)	71.95	0.255	11:24:13.315	

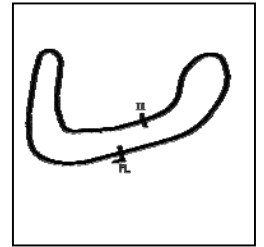
Weather / Track : Cloudy / Dry

Brands Hatch Indy
Circuit Length = 1.2079 miles
Start: 11:10 Flag 11:23 End: 11:24

BMCRC - MRO Championships 2020 - Rnd 1 @ Brands Hatch Indy

Team Respro MRO 600 inc Clubman 600 & BMCRC Rookie 600

QUALIFYING - SECTOR ANALYSIS



SECTOR 1 = FL to I1, SECTOR 2 = I1 to FL, DIFF = Difference To Personal Best Lap, P = Crossed Finish Line in Pit Lane, D = Time Disallowed

P35 148 R		Matt SAYLE		Yamaha R6 5EB - The original body shop			
IDEAL LAP TIME : 1:00.290		BEST LAP TIME : 1:00.697		DIFFERENCE : 0.407			
LAP	SECTOR 1	SECTOR 2	LAP TIME	MPH	DIFF	TIME OF DAY	
1 -	OUTLAP	27.262	1:14.259	58.55	13.562	11:13:47.372	
2 -	42.554	28.151	1:10.705	61.50	10.008	11:14:58.077	
3 -	39.713	25.577	1:05.290	66.60	4.593	11:16:03.367	
4 -	38.622	25.035	1:03.657	68.31	2.960	11:17:07.024	
5 -	37.986	24.855	1:02.841	69.20	2.144	11:18:09.865	
6 -	38.855	24.802	1:03.657	68.31	2.960	11:19:13.522	
7 -	37.876	24.576	1:02.452	69.63	1.755	11:20:15.974	
8 -	39.633	24.575	1:04.208	67.72	3.511	11:21:20.182	
9 -	37.661	24.243	1:01.904 (2)	70.24	1.207	11:22:22.086	
10 -	36.147	26.046	1:02.193 (3)	69.92	1.496	11:23:24.279	
11 -	36.554	24.143	1:00.697 (1)	71.64		11:24:24.976	

Weather / Track : Cloudy / Dry

BMCRC - MRO Championships 2020 - Rnd 1 @ Brands Hatch Indy

Team Respro MRO 600 inc Clubman 600 & BMCRC Rookie 600

QUALIFYING - BEST SECTORS

SECTOR 1				SECTOR 2				IDEAL / BEST COMPARISON				
POS	NO	NAME	TIME	NO	NAME	TIME	POS	NO	NAME	IDEAL	BEST	DIFF
									PERFECT LAP	49.128		
1	1	MILLS	29.477	14	BURRAGE	19.651	1	1	MILLS	49.137	49.137	0.000
2	14	BURRAGE	30.037	1	MILLS	19.660	2	14	BURRAGE	49.688	49.688	0.000
3	111	FOLKES	30.423	2	GILL	20.293	3	111	FOLKES	50.822	50.822	0.000
4	36	FOWLE	30.538	111	FOLKES	20.399	4	36	FOWLE	51.004	51.156	0.152
5	29	STONE	30.821	29	STONE	20.458	5	2	GILL	51.185	51.218	0.033
6	188	KRAWIECKI	30.838	36	FOWLE	20.466	6	29	STONE	51.279	51.415	0.136
7	12	BLOCH	30.850	188	KRAWIECKI	20.496	7	188	KRAWIECKI	51.334	51.371	0.037
8	2	GILL	30.892	173	DRAPER	20.564	8	173	DRAPER	51.565	51.783	0.218
9	173	DRAPER	31.001	118	COYLE	20.631	9	12	BLOCH	51.689	51.689	0.000
10	27	WICKENS	31.474	27	WICKENS	20.754	10	27	WICKENS	52.228	52.344	0.116
11	118	COYLE	31.682	12	BLOCH	20.839	11	118	COYLE	52.313	52.563	0.250
12	13	EDMONDSON	32.072	13	EDMONDSON	20.974	12	13	EDMONDSON	53.046	53.046	0.000
13	98	ELLIS	32.165	98	ELLIS	21.071	13	98	ELLIS	53.236	53.250	0.014
14	79	STORROW	32.462	79	STORROW	21.194	14	79	STORROW	53.656	54.042	0.386
15	404	HEMPHILL	32.683	404	HEMPHILL	21.453	15	404	HEMPHILL	54.136	54.272	0.136
16	22	TRUNDLE	32.696	4	VAUGHAN	21.507	16	99	SIMMONS	54.207	54.581	0.374
17	99	SIMMONS	32.699	99	SIMMONS	21.508	17	4	VAUGHAN	54.348	54.348	0.000
18	696	MARIETTE	32.801	636	MILLS	21.655	18	22	TRUNDLE	54.374	54.489	0.115
19	4	VAUGHAN	32.841	22	TRUNDLE	21.678	19	696	MARIETTE	54.550	54.781	0.231
20	8	SAUNDERS	33.002	696	MARIETTE	21.749	20	8	SAUNDERS	54.980	55.207	0.227
21	624	FEDRICK	33.296	78	FORBES-COWDRY	21.881	21	636	MILLS	55.267	55.490	0.223
22	636	MILLS	33.612	8	SAUNDERS	21.978	22	624	FEDRICK	55.649	55.649	0.000
23	717	WALSH	33.847	717	WALSH	22.035	23	717	WALSH	55.882	55.882	0.000
24	228	McFADDEN	33.876	228	McFADDEN	22.349	24	78	FORBES-COWDRY	56.025	56.025	0.000
25	78	FORBES-COWDRY	34.144	624	FEDRICK	22.353	25	228	McFADDEN	56.225	56.442	0.217
26	243	DAVIS	34.899	132	GILBERT	22.355	26	18	LANE	57.632	57.830	0.198
27	18	LANE	35.037	18	LANE	22.595	27	243	DAVIS	57.646	58.049	0.403
28	132	GILBERT	35.345	243	DAVIS	22.747	28	132	GILBERT	57.700	57.700	0.000
29	170	MILLS	35.517	170	MILLS	23.180	29	170	MILLS	58.697	59.121	0.424
30	71	KNIGHT	35.814	96	BELIOSSI	23.190	30	71	KNIGHT	59.178	59.178	0.000
31	58	LOGAN	36.051	71	KNIGHT	23.364	31	58	LOGAN	59.769	59.769	0.000
32	72	HEMPHILL	36.064	105	STONARD	23.540	32	105	STONARD	59.799	59.847	0.048
33	148	SAYLE	36.147	58	LOGAN	23.718	33	96	BELIOSSI	59.835	1:00.184	0.349
34	105	STONARD	36.259	72	HEMPHILL	23.778	34	72	HEMPHILL	59.842	1:00.051	0.209
35	96	BELIOSSI	36.645	148	SAYLE	24.143	35	148	SAYLE	1:00.290	1:00.697	0.407

Weather / Track : Cloudy / Dry

Results can be found at www.tsl-timing.com

Brands Hatch Indy
Circuit Length = 1.2079 miles
Start: 11:10 Flag 11:23 End: 11:24

Printed - 11:26 Saturday, 07 March 2020

BMCRC - MRO Championships 2020 - Rnd 1 @ Brands Hatch Indy

Team Respro MRO 600 inc Clubman 600 & BMCRC Rookie 600

QUALIFYING - STATISTICS

Competitors Started 35
Planned Start 2020-03-07 @ 11:04:00.000
Actual Start 2020-03-07 @ 11:10:58.338
Finish Time 2020-03-07 @ 11:23:48.151
Track Length 1.2079mi.
Total Laps 387
Total Distance Covered 467.4749mi.

Session Fastest Lap History

NO	CL	NAME	LAP TIME	TIME OF DAY	LAP	VEHICLE
8	C	Dave SAUNDERS	1:02.263	11:12:30.366	1	Honda CBR600
98	C	Lee ELLIS	1:00.519	11:12:30.410	1	Yamaha R6
696	R	Jason MARIETTE	59.072	11:12:32.765	1	Yamaha YZF-R6
27		Stuart WICKENS	58.191	11:12:35.812	1	MV Augusta F3 675
14		Chris BURRAGE	54.620	11:12:47.604	1	Yamaha R6
14		Chris BURRAGE	51.925	11:13:39.529	2	Yamaha R6
14		Chris BURRAGE	49.688	11:14:29.217	3	Yamaha R6
1		Michael MILLS	49.137	11:21:33.555	10	Yamaha R6

Flag History

TYPE	TIME OF DAY
GREEN	11:10:58.338
FINISH	11:23:48.151

Flag Statistics

TYPE	COUNT	TOTAL LAPS	TOTAL TIME
Green	1	14	13:51.309
Red	0	0	0.000
Safety Car	0	0	0.000
FCY	0	0	0.000

Weather / Track : Cloudy / Dry

Results can be found at www.tsl-timing.com

Page 1 of 4

Brands Hatch Indy
Circuit Length = 1.2079 miles
Start: 11:10 Flag 11:23 End: 11:24

Printed - 11:26 Saturday, 07 March 2020

BMCRC - MRO Championships 2020 - Rnd 1 @ Brands Hatch Indy

Team Respro MRO 600 inc Clubman 600 & BMCRC Rookie 600

QUALIFYING - STATISTICS

CLASS :

10 Starters

Fastest Lap History

NO	NAME	LAP TIME	TIME OF DAY	LAP	VEHICLE
27	Stuart WICKENS	58.191	11:12:35.812	1	MV Augusta F3 675
14	Chris BURRAGE	54.620	11:12:47.604	1	Yamaha R6
14	Chris BURRAGE	51.925	11:13:39.529	2	Yamaha R6
14	Chris BURRAGE	49.688	11:14:29.217	3	Yamaha R6
1	Michael MILLS	49.137	11:21:33.555	10	Yamaha R6

Weather / Track : Cloudy / Dry

Results can be found at www.tsl-timing.com

Page 2 of 4

Brands Hatch Indy
Circuit Length = 1.2079 miles
Start: 11:10 Flag 11:23 End: 11:24

Printed - 11:26 Saturday, 07 March 2020

BMCRC - MRO Championships 2020 - Rnd 1 @ Brands Hatch Indy

Team Respro MRO 600 inc Clubman 600 & BMCRC Rookie 600

QUALIFYING - STATISTICS

CLASS : C

10 Starters

Fastest Lap History

NO	NAME	LAP TIME	TIME OF DAY	LAP	VEHICLE
8	Dave SAUNDERS	1:02.263	11:12:30.366	1	Honda CBR600
98	Lee ELLIS	1:00.519	11:12:30.410	1	Yamaha R6
29	Charlie STONE	56.224	11:13:02.969	1	Kawasaki ZX6R
29	Charlie STONE	54.447	11:13:57.416	2	Kawasaki ZX6R
29	Charlie STONE	53.680	11:14:51.096	3	Kawasaki ZX6R
29	Charlie STONE	53.327	11:15:44.393	4	Kawasaki ZX6R
29	Charlie STONE	51.978	11:17:30.683	6	Kawasaki ZX6R
29	Charlie STONE	51.653	11:21:52.896	11	Kawasaki ZX6R
29	Charlie STONE	51.415	11:24:28.995	14	Kawasaki ZX6R

BMCRC - MRO Championships 2020 - Rnd 1 @ Brands Hatch Indy

Team Respro MRO 600 inc Clubman 600 & BMCRC Rookie 600

QUALIFYING - STATISTICS

CLASS : R

15 Starters

Fastest Lap History

NO	NAME	LAP TIME	TIME OF DAY	LAP	VEHICLE
696	Jason MARIETTE	59.072	11:12:32.765	1	Yamaha YZF-R6
696	Jason MARIETTE	56.844	11:13:29.610	2	Yamaha YZF-R6
79	Philip STORROW	54.960	11:14:08.333	2	Kawasaki ZX6R
79	Philip STORROW	54.155	11:16:53.435	5	Kawasaki ZX6R
79	Philip STORROW	54.131	11:18:42.011	7	Kawasaki ZX6R
79	Philip STORROW	54.042	11:20:30.827	9	Kawasaki ZX6R

Weather / Track : Cloudy / Dry

Results can be found at www.tsl-timing.com

Page 4 of 4

Brands Hatch Indy
Circuit Length = 1.2079 miles
Start: 11:10 Flag 11:23 End: 11:24

Printed - 11:26 Saturday, 07 March 2020

BMCRC - MRO Championships 2020 - Rnd 1 @ Brands Hatch Indy

Team Respro MRO 600 inc Clubman 600 & BMCRC Rookie 600

RACE 7 - GRID (10 Laps)



FOR THE EDGE



CONTRACTORS LTD

ROW 12	36	999	William GULLIFORD	1:00.697	35	148	Matt SAYLE	1:00.184	34	96	Giovanni BELIOSSI
ROW 11				1:00.051	33	72	James HEMPHILL	59.847	32	105	Benjamin STONARD
								59.769	31	58	Ben LOGAN
ROW 10	30	71	Adrian KNIGHT	59.178	29	170	Paul MILLS	59.121	28	243	Fred DAVIS
ROW 9				57.830	27	18	Stephen LANE	57.700	26	132	Mitchell GILBERT
								56.442	25	228	Paul McFADDEN
ROW 8	24	78	Scott FORBES-COWDRY	56.025	23	717	Timothy WALSH	55.882	22	624	Matthew FEDRICK
ROW 7				55.490	21	636	Matthew MILLS	55.207	20	8	Dave SAUNDERS
								54.781	19	696	Jason MARIETTE
ROW 6	18	99	Michael SIMMONS	54.581	17	22	Toby TRUNDLE	54.489	16	4	Tom VAUGHAN
ROW 5				54.272	15	404	Tommy HEMPHILL	54.042	14	79	Phillip STORROW
								53.250	13	98	Lee ELLIS
ROW 4	12	13	Doug EDMONDSON	53.046	11	118	Jim COYLE	52.563	10	27	Stuart WICKENS
ROW 3				51.783	9	173	Stephen DRAPER	51.689	8	12	Cedric BLOCH
								51.415	7	29	Charlie STONE
ROW 2	6	188	Dawid KRAWIECKI	51.371	5	2	Andrew GILL	51.218	4	36	Harry FOWLE
ROW 1				50.822	3	111	Ryan FOLKES	49.688	2	14	Chris BURRAGE
								49.137	1	1	Michael MILLS
											Pole

Brands Hatch Indy
Circuit Length = 1.2079 miles

These results are provisional until the conclusion of any judicial and technical matters.

Clerk Of Course :	Steward :	Timekeeper :
-------------------	-----------	--------------

Results can be found at www.tsl-timing.com

Printed - 11:28 Saturday, 07 March 2020



BMCRC - MRO Championships 2020 - Rnd 1 @ Brands Hatch Indy

Team Respro MRO 600 inc Clubman 600 & BMCRC Rookie 600

RACE 7 - CLASSIFICATION



FOR THE **EDGE**

CONTRACTORS LTD

POS	NO	CL	PIC NAME	ENTRY	LAPS	TIME	GAP	DIFF	MPH	BEST	ON
1	14		1 Chris BURRAGE	Yamaha R6 - Seton tuning	10	8:22.063			86.61	49.062	5
2	1		2 Michael MILLS	Yamaha R6 - A51 Racing	10	8:26.298	4.235	4.235	85.89	49.422	10
3	188		3 Dawid KRAWIECKI	Yamaha R6 - Code Blue LTD & D A East Electrical	10	8:31.982	9.919	5.684	84.93	50.190	8
4	173		4 Stephen DRAPER	Yamaha R6 -	10	8:33.266	11.203	1.284	84.72	49.937	5
5	111		5 Ryan FOLKES	Triumph 675 - Carl Harrison Motorcyle Services	10	8:33.711	11.648	0.445	84.65	50.028	5
6	2		6 Andrew GILL	Kawasaki ZX6R - The Park School, RST Leathers, f	10	8:37.166	15.103	3.455	84.08	50.292	9
7	36		7 Harry FOWLE	Triumph 675 - BER/ Steve Jordan Motorcycles	10	8:37.849	15.786	0.683	83.97	50.352	5
8	29	C	1 Charlie STONE	Kawasaki ZX6R - Loveday auto repairs	10	8:40.071	18.008	2.222	83.61	50.840	5
9	12	C	2 Cedric BLOCH	Kawasaki ZX6R - Brigit's Group & SDC Performanc	10	8:42.112	20.049	2.041	83.28	50.919	5
10	118	C	3 Jim COYLE	Triumph 675 - Big Jim RIP	10	8:48.646	26.583	6.534	82.25	51.024	3
11	27		8 Stuart WICKENS	MV Augusta F3 675 - Big Tone	10	8:52.011	29.948	3.365	81.73	51.917	5
12	13		9 Doug EDMONDSON	Triumph 675 - Stan Stephens Tuning	10	8:52.318	30.255	0.307	81.69	51.764	5
13	404	C	4 Tommy HEMPHILL	Suzuki GSXR SRAD -	10	8:57.508	35.445	5.190	80.90	52.268	6
14	98	C	5 Lee ELLIS	Yamaha R6 - Steve Jordan Motorcycles	10	9:01.531	39.468	4.023	80.30	52.428	9
15	4	C	6 Tom VAUGHAN	Yamaha R6 - Go Racing Developments	10	9:03.961	41.898	2.430	79.94	53.111	7
16	99		10 Michael SIMMONS	Yamaha R6 - Westcountry Windings	10	9:04.428	42.365	0.467	79.87	52.964	3
17	8	C	7 Dave SAUNDERS	Honda CBR600 -	10	9:15.820	53.757	11.392	78.23	53.708	5
18	22	C	8 Toby TRUNDLE	Triumph 675 - Harris Motorcycles - Harlow	9	8:22.263	1 Lap	1 Lap	77.92	54.657	5
19	624	C	9 Matthew FEDRICK	Yamaha R6 - Matthew Fedrick farriers ltd/TBR perfo	9	8:22.777	1 Lap	0.514	77.84	54.047	4
20	696	R	1 Jason MARIETTE	Yamaha YZF-R6 -	9	8:25.768	1 Lap	2.991	77.38	53.613	9
21	636	R	2 Matthew MILLS	Kawasaki ZX6R -	9	8:25.993	1 Lap	0.225	77.34	54.460	9
22	78	R	3 Scott FORBES-COWDRY	Yamaha R6 -	9	8:40.111	1 Lap	14.118	75.24	56.067	7
23	243	R	4 Fred DAVIS	Yamaha R6 - None	9	8:40.331	1 Lap	0.220	75.21	55.865	2
24	132	R	5 Mitchell GILBERT	Suzuki GSXR 600 -	9	8:40.496	1 Lap	0.165	75.19	55.528	9
25	228	R	6 Paul McFADDEN	Kawasaki ZX6 -	9	8:41.242	1 Lap	0.746	75.08	55.420	6
26	717	R	7 Timothy WALSH	Triumph 675 - T P WALSH PHE	9	8:41.432	1 Lap	0.190	75.05	56.440	7
27	18	R	8 Stephen LANE	Yamaha YZF -	9	8:50.614	1 Lap	9.182	73.75	56.988	8
28	170	R	9 Paul MILLS	Yamaha R6 -	9	8:56.051	1 Lap	5.437	73.01	56.679	9
29	999	R	10 William GULLIFORD	Yamaha R6 -	9	8:59.737	1 Lap	3.686	72.51	57.083	5
30	72	R	11 James HEMPHILL	Yamaha R6 5EB -	9	9:00.062	1 Lap	0.325	72.46	58.697	5
31	105	R	12 Benjamin STONARD	Yamaha R6 -	9	9:05.066	1 Lap	5.004	71.80	58.425	7
32	71	R	13 Adrian KNIGHT	Suzuki GSXR 600 -	9	9:05.225	1 Lap	0.159	71.78	57.603	6
33	148	R	14 Matt SAYLE	Yamaha R6 5EB - The original body shop	8	8:25.557	2 Laps	1 Lap	68.81	1:00.901	6

NOT CLASSIFIED

DNF	58	R	Ben LOGAN	Kawasaki ZX6R -	6	6:08.137	4 Laps	2 Laps	70.87	59.126	4
DNF	96	C	Giovanni BELIOSSI	Honda CBR600RR - ASR Accident Storage Recove	4	4:04.550	6 Laps	2 Laps	71.12	58.580	4
DNF	79	R	Philip STORROW	Kawasaki ZX6R -	2	1:57.194	8 Laps	2 Laps	74.21	54.929	2

FASTEST LAP

14			Chris BURRAGE	Yamaha R6 - Seton tuning	5	49.062			88.63 mph	142.64 kph
29	C		Charlie STONE	Kawasaki ZX6R - Loveday auto repairs	5	50.840			85.53 mph	137.65 kph
696	R		Jason MARIETTE	Yamaha YZF-R6 -	9	53.613			81.11 mph	130.53 kph

Class - 92.5% of Race Speed = 80.11 mph
 Class C - 92.5% of Race Speed = 77.33 mph
 Class R - 92.5% of Race Speed = 71.57 mph

Brands Hatch Indy
 Circuit Length = 1.2079 miles
 Start: 14:13 Flag 14:21 End: 14:22

Weather / Track : Cloudy / Dry

These results are provisional until the conclusion of any judicial and technical matters.

Clerk Of Course :	Steward :	Timekeeper :

BMCRC - MRO Championships 2020 - Rnd 1 @ Brands Hatch Indy

Team Respro MRO 600 inc Clubman 600 & BMCRC Rookie 600

RACE 7 - LAP CHART

LAP 1 @ 14:13:57.303

NO	BEHIND	LAP TIME
1		55.400
14	0.315	55.715
111	1.092	56.492
188	1.139	56.539
36	1.510	56.910
173	1.671	57.071
2	2.047	57.447
29	2.388	57.788
12	2.707	58.107
118	2.742	58.142
13	3.623	59.023
27	3.953	59.353
4	4.617	1:00.017
404	5.115	1:00.515
22	6.298	1:01.698
99	6.321	1:01.721
79	6.865	1:02.265
98	7.176	1:02.576
8	8.095	1:03.495
696	8.238	1:03.638
624	8.540	1:03.940
243	9.059	1:04.459
636	9.783	1:05.183
78	9.907	1:05.307
717	10.252	1:05.652
132	10.662	1:06.062
72	12.071	1:07.471
18	12.178	1:07.578
96	12.600	1:08.000
105	13.806	1:09.206
228	15.500	1:10.900
999	15.668	1:11.068
58	15.678	1:11.078
170	15.847	1:11.247
148	17.033	1:12.433
71	21.314	1:16.714

LAP 2 @ 14:14:46.982

NO	BEHIND	LAP TIME
1		49.679
14	0.168	49.532
188	2.264	50.804
111	2.618	51.205
36	2.764	50.933
173	3.053	51.061
2	3.592	51.224
29	3.872	51.163
12	4.314	51.286
118	4.328	51.265
13	6.348	52.404
27	6.762	52.488
4	8.760	53.822
404	9.658	54.222
99	10.440	53.798
22	12.018	55.399
79	12.115	54.929
98	12.230	54.733
8	14.057	55.641
696	14.313	55.754
624	14.413	55.552
243	15.245	55.865
636	15.731	55.627

Weather / Track : Cloudy / Dry

Results can be found at www.tsl-timing.com

78	17.377	57.149
717	17.711	57.138
132	18.525	57.542
72	21.367	58.975
18	21.464	58.965
96	21.961	59.040
228	22.232	56.411
105	23.772	59.645
58	25.850	59.851
999	25.902	59.913
170	26.056	59.888
148	28.693	1:01.339
71	30.291	58.656

LAP 3 @ 14:15:36.368

NO	BEHIND	LAP TIME
14		49.218
1	0.484	49.870
188	3.102	50.224
111	3.427	50.195
36	4.035	50.657
173	4.136	50.469
2	4.747	50.541
29	5.555	51.069
12	5.934	51.006
118	5.966	51.024
13	9.669	52.707
27	9.905	52.529
4	12.778	53.404
404	13.042	52.770
99	14.018	52.964
98	16.490	53.646
22	17.866	55.234
8	19.978	55.307
696	20.922	55.995
624	20.958	55.931
636	21.829	55.484
243	22.726	56.867
78	25.348	57.357
717	25.761	57.436
132	26.949	57.810
228	30.380	57.534
72	30.841	58.860
18	30.947	58.869
96	31.505	58.930
105	33.681	59.295
999	34.215	57.699
170	35.734	59.064
58	35.751	59.287
71	39.972	59.067
148	41.490	1:02.183

LAP 4 @ 14:16:25.783

NO	BEHIND	LAP TIME
14		49.415
1	0.546	49.477
188	3.985	50.298
111	4.525	50.513
173	4.929	50.208
36	5.255	50.635
2	5.744	50.412
29	7.120	50.980
12	7.581	51.062
118	8.091	51.540

13	12.376	52.122
27	12.805	52.315
404	16.252	52.625
4	17.143	53.780
99	17.724	53.121
98	20.167	53.092
22	23.334	54.883
8	24.787	54.224
624	25.590	54.047
696	27.092	55.585
636	27.685	55.271
243	29.933	56.622
78	33.093	57.160
717	33.840	57.494
132	34.476	56.942
228	37.435	56.470
18	39.147	57.615
72	40.514	59.088
96	40.670	58.580
105	44.193	59.927
999	44.589	59.789
170	44.976	58.657
58	45.462	59.126

LAP 5 @ 14:17:14.845

NO	BEHIND	LAP TIME
14		49.062
71	1 Lap	58.555
1	1.363	49.879
148	1 Lap	1:02.052
188	5.132	50.209
111	5.491	50.028
173	5.804	49.937
36	6.545	50.352
2	7.195	50.513
29	8.898	50.840
12	9.438	50.919
118	10.159	51.130
13	15.078	51.764
27	15.660	51.917
404	19.728	52.538
4	21.664	53.583
99	22.166	53.504
98	23.713	52.608
22	28.929	54.657
8	29.433	53.708
624	31.053	54.525
696	33.119	55.089
636	33.746	55.123
243	37.636	56.765
78	41.054	57.023
717	41.392	56.614
132	42.329	56.915
228	44.550	56.177
18	47.524	57.439
72	50.149	58.697

LAP 6 @ 14:18:05.220

NO	BEHIND	LAP TIME
14		50.375
1	2.011	51.023
999	1 Lap	57.083
170	1 Lap	58.216
188	5.146	50.389

58	1 Lap	59.635
111	5.933	50.817
105	1 Lap	1:01.201
173	6.370	50.941
36	7.603	51.433
2	7.974	51.154
71	1 Lap	58.687
29	9.871	51.348
12	10.184	51.121
118	12.997	53.213
148	1 Lap	1:02.263
13	16.965	52.262
27	17.495	52.210
404	21.621	52.268
4	25.146	53.857
99	25.567	53.776
98	25.922	52.584
22	33.669	55.115
8	34.136	55.078
624	35.092	54.414
636	38.521	55.150
696	38.959	56.215
243	45.002	57.741
78	48.116	57.437
717	48.339	57.322
132	49.176	57.222

LAP 7 @ 14:18:54.717

NO	BEHIND	LAP TIME
14		49.497
228	1 Lap	55.420
1	3.153	50.639
18	1 Lap	57.314
188	6.203	50.554
111	8.100	51.664
173	8.292	51.419
72	1 Lap	59.090
36	10.210	52.104
2	10.824	52.347
999	1 Lap	58.145
170	1 Lap	57.083
29	11.925	51.551
12	13.034	52.347
58	1 Lap	59.160
105	1 Lap	58.964
118	15.764	52.264
71	1 Lap	57.603
13	19.781	52.313
27	20.346	52.348
404	25.112	52.988
148	1 Lap	1:00.901
4	28.760	53.111
99	29.227	53.157
98	29.346	52.921
22	39.262	55.090
8	39.562	54.923
624	40.257	54.662
636	43.518	54.494
696	43.704	54.242

LAP 8 @ 14:19:44.399

NO	BEHIND	LAP TIME
14		49.682
243	1 Lap	57.114

1	4.066	50.595
78	1 Lap	56.067
717	1 Lap	56.440
228	1 Lap	55.503
132	1 Lap	56.341
188	6.711	50.190
111	8.735	50.317
173	8.890	50.280
36	11.850	51.322
2	12.776	51.634
18	1 Lap	58.106
29	14.121	51.878
12	15.760	52.408
72	1 Lap	59.128
170	1 Lap	57.403
118	19.580	53.498
999	1 Lap	59.008
13	23.616	53.517
27	23.866	53.202
105	1 Lap	58.425
71	1 Lap	58.706
404	28.215	52.785
98	33.329	53.665
4	33.634	54.556
99	34.067	54.522
148	1 Lap	1:02.326
22	44.549	54.969
8	44.661	54.781
624	45.275	54.700
636	49.037	55.201

LAP 9 @ 14:20:33.983

NO	BEHIND	LAP TIME
14		49.584
696	1 Lap	55.637
1	4.796	50.314
188	9.698	52.571
243	1 Lap	57.562
173	11.212	51.906
111	11.410	52.259
78	1 Lap	56.325
717	1 Lap	56.492
228	1 Lap	56.477
132	1 Lap	56.134
36	13.384	51.118
2	13.484	50.292
29	16.096	51.559
12	18.071	51.895
18	1 Lap	56.988
118	23.454	53.458
13	27.199	53.167
170	1 Lap	57.814
27	27.562	53.280
72	1 Lap	59.285
999	1 Lap	58.522
404	31.865	53.234
105	1 Lap	59.532
71	1 Lap	58.576
98	36.173	52.428
4	37.283	53.233
99	37.830	53.347
8	49.608	54.531

Brands Hatch Indy

Circuit Length = 1.2079 miles

Start: 14:13 Flag 14:21 End: 14:22

BMCRC - MRO Championships 2020 - Rnd 1 @ Brands Hatch Indy

Team Respro MRO 600 inc Clubman 600 & BMCRC Rookie 600

RACE 7 - LAP CHART

LAP 10 @ 14:21:23.966		
NO	BEHIND	LAP TIME
14		49.983
22	1 Lap	55.218
624	1 Lap	55.006
148	2 Laps	1:02.060
696	1 Lap	53.613
636	1 Lap	54.460
1	4.235	49.422
188	9.919	50.204
173	11.203	49.974
111	11.648	50.221
2	15.103	51.602
36	15.786	52.385
29	18.008	51.895
78	1 Lap	56.286
243	1 Lap	57.336
132	1 Lap	55.528
228	1 Lap	56.350
717	1 Lap	56.844
12	20.049	51.961
118	26.583	53.112
18	1 Lap	57.740
27	29.948	52.369
13	30.255	53.039
170	1 Lap	56.679
404	35.445	53.563
999	1 Lap	58.510
72	1 Lap	59.468
98	39.468	53.278
4	41.898	54.598
99	42.365	54.518
105	1 Lap	58.871
71	1 Lap	58.661
8	53.757	54.132

Weather / Track : Cloudy / Dry

Results can be found at www.tsl-timing.com

Page 2 of 2

Brands Hatch Indy
Circuit Length = 1.2079 miles
Start: 14:13 Flag 14:21 End: 14:22

Printed - 14:23 Saturday, 07 March 2020

BMCRC - MRO Championships 2020 - Rnd 1 @ Brands Hatch Indy

Team Respro MRO 600 inc Clubman 600 & BMCRC Rookie 600

RACE 7 - SECTOR ANALYSIS



SECTOR 1 = FL to I1, SECTOR 2 = I1 to FL, DIFF = Difference To Personal Best Lap, P = Crossed Finish Line in Pit Lane, D = Time Disallowed

P1 14		Chris BURRAGE		Yamaha R6 - Seton tuning			
IDEAL LAP TIME : 48.992		BEST LAP TIME : 49.062		DIFFERENCE : 0.070			
LAP	SECTOR 1	SECTOR 2	LAP TIME	MPH	DIFF	TIME OF DAY	
1 -		19.859	55.715	78.05	6.653	14:13:57.618	
2 -	29.892	19.640	49.532	87.79	0.470	14:14:47.150	
3 -	29.629	19.589	49.218 (2)	88.35	0.156	14:15:36.368	
4 -	29.653	19.762	49.415 (3)	88.00	0.353	14:16:25.783	
5 -	29.417	19.645	49.062 (1)	88.63		14:17:14.845	
6 -	30.663	19.712	50.375	86.32	1.313	14:18:05.220	
7 -	29.922	19.575	49.497	87.85	0.435	14:18:54.717	
8 -	29.845	19.837	49.682	87.52	0.620	14:19:44.399	
9 -	29.873	19.711	49.584	87.70	0.522	14:20:33.983	
10 -	29.762	20.221	49.983	87.00	0.921	14:21:23.966	

P2 1		Michael MILLS		Yamaha R6 - A51 Racing			
IDEAL LAP TIME : 49.229		BEST LAP TIME : 49.422		DIFFERENCE : 0.193			
LAP	SECTOR 1	SECTOR 2	LAP TIME	MPH	DIFF	TIME OF DAY	
1 -		19.914	55.400	78.49	5.978	14:13:57.303	
2 -	29.850	19.829	49.679 (3)	87.53	0.257	14:14:46.982	
3 -	30.104	19.766	49.870	87.19	0.448	14:15:36.852	
4 -	29.653	19.824	49.477 (2)	87.89	0.055	14:16:26.329	
5 -	29.463	20.416	49.879	87.18	0.457	14:17:16.208	
6 -	30.557	20.466	51.023	85.22	1.601	14:18:07.231	
7 -	30.646	19.993	50.639	85.87	1.217	14:18:57.870	
8 -	29.947	20.648	50.595	85.94	1.173	14:19:48.465	
9 -	30.384	19.930	50.314	86.42	0.892	14:20:38.779	
10 -	29.613	19.809	49.422 (1)	87.98		14:21:28.201	

P3 188		Dawid KRAWIECKI		Yamaha R6 - Code Blue LTD & D A East Electrical			
IDEAL LAP TIME : 50.017		BEST LAP TIME : 50.190		DIFFERENCE : 0.173			
LAP	SECTOR 1	SECTOR 2	LAP TIME	MPH	DIFF	TIME OF DAY	
1 -		20.411	56.539	76.91	6.349	14:13:58.442	
2 -	30.753	20.051	50.804	85.59	0.614	14:14:49.246	
3 -	30.305	19.919	50.224	86.58	0.034	14:15:39.470	
4 -	30.292	20.006	50.298	86.45	0.108	14:16:29.768	
5 -	30.200	20.009	50.209 (3)	86.61	0.019	14:17:19.977	
6 -	30.159	20.230	50.389	86.30	0.199	14:18:10.366	
7 -	30.490	20.064	50.554	86.01	0.364	14:19:00.920	
8 -	30.332	19.858	50.190 (1)	86.64		14:19:51.110	
9 -	32.528	20.043	52.571	82.71	2.381	14:20:43.681	
10 -	30.265	19.939	50.204 (2)	86.61	0.014	14:21:33.885	

P4 173		Stephen DRAPER		Yamaha R6 -			
IDEAL LAP TIME : 49.846		BEST LAP TIME : 49.937		DIFFERENCE : 0.091			
LAP	SECTOR 1	SECTOR 2	LAP TIME	MPH	DIFF	TIME OF DAY	
1 -		20.594	57.071	76.19	7.134	14:13:58.974	
2 -	30.607	20.454	51.061	85.16	1.124	14:14:50.035	
3 -	30.380	20.089	50.469	86.16	0.532	14:15:40.504	
4 -	30.240	19.968	50.208 (3)	86.61	0.271	14:16:30.712	
5 -	30.088	19.849	49.937 (1)	87.08		14:17:20.649	
6 -	30.504	20.437	50.941	85.36	1.004	14:18:11.590	
7 -	30.656	20.763	51.419	84.57	1.482	14:19:03.009	
8 -	30.312	19.968	50.280	86.48	0.343	14:19:53.289	
9 -	30.881	21.025	51.906	83.77	1.969	14:20:45.195	
10 -	29.997	19.977	49.974 (2)	87.01	0.037	14:21:35.169	

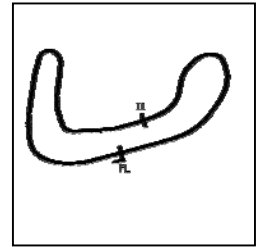
Weather / Track : Cloudy / Dry

Brands Hatch Indy
Circuit Length = 1.2079 miles
Start: 14:13 Flag 14:21 End: 14:22

BMCRC - MRO Championships 2020 - Rnd 1 @ Brands Hatch Indy

Team Respro MRO 600 inc Clubman 600 & BMCRC Rookie 600

RACE 7 - SECTOR ANALYSIS



SECTOR 1 = FL to I1, SECTOR 2 = I1 to FL, DIFF = Difference To Personal Best Lap, P = Crossed Finish Line in Pit Lane, D = Time Disallowed

P5 111		Ryan FOLKES		Triumph 675 - Carl Harrison Motorcyle Services			
IDEAL LAP TIME : 49.995		BEST LAP TIME : 50.028		DIFFERENCE : 0.033			
LAP	SECTOR 1	SECTOR 2	LAP TIME	MPH	DIFF	TIME OF DAY	
1 -		20.487	56.492	76.97	6.464	14:13:58.395	
2 -	30.989	20.216	51.205	84.92	1.177	14:14:49.600	
3 -	30.222	19.973	50.195 (2)	86.63	0.167	14:15:39.795	
4 -	30.355	20.158	50.513	86.08	0.485	14:16:30.308	
5 -	30.022	20.006	50.028 (1)	86.92		14:17:20.336	
6 -	30.490	20.327	50.817	85.57	0.789	14:18:11.153	
7 -	30.978	20.686	51.664	84.17	1.636	14:19:02.817	
8 -	30.066	20.251	50.317	86.42	0.289	14:19:53.134	
9 -	30.989	21.270	52.259	83.21	2.231	14:20:45.393	
10 -	30.111	20.110	50.221 (3)	86.58	0.193	14:21:35.614	

P6 2		Andrew GILL		Kawasaki ZX6R - The Park School, RST Leathers, ROCK OIL, I			
IDEAL LAP TIME : 50.273		BEST LAP TIME : 50.292		DIFFERENCE : 0.019			
LAP	SECTOR 1	SECTOR 2	LAP TIME	MPH	DIFF	TIME OF DAY	
1 -		20.596	57.447	75.69	7.155	14:13:59.350	
2 -	30.745	20.479	51.224	84.89	0.932	14:14:50.574	
3 -	30.502	20.039	50.541	86.04	0.249	14:15:41.115	
4 -	30.249	20.163	50.412 (2)	86.26	0.120	14:16:31.527	
5 -	30.376	20.137	50.513 (3)	86.08	0.221	14:17:22.040	
6 -	30.816	20.338	51.154	85.01	0.862	14:18:13.194	
7 -	31.333	21.014	52.347	83.07	2.055	14:19:05.541	
8 -	31.213	20.421	51.634	84.21	1.342	14:19:57.175	
9 -	30.268	20.024	50.292 (1)	86.46		14:20:47.467	
10 -	31.551	20.051	51.602	84.27	1.310	14:21:39.069	

P7 36		Harry FOWLE		Triumph 675 - BER/ Steve Jordan Motorcycles			
IDEAL LAP TIME : 50.352		BEST LAP TIME : 50.352		DIFFERENCE : 0.000			
LAP	SECTOR 1	SECTOR 2	LAP TIME	MPH	DIFF	TIME OF DAY	
1 -		20.547	56.910	76.41	6.558	14:13:58.813	
2 -	30.744	20.189	50.933	85.37	0.581	14:14:49.746	
3 -	30.606	20.051	50.657 (3)	85.84	0.305	14:15:40.403	
4 -	30.379	20.256	50.635 (2)	85.88	0.283	14:16:31.038	
5 -	30.325	20.027	50.352 (1)	86.36		14:17:21.390	
6 -	30.902	20.531	51.433	84.54	1.081	14:18:12.823	
7 -	31.370	20.734	52.104	83.46	1.752	14:19:04.927	
8 -	30.588	20.734	51.322	84.73	0.970	14:19:56.249	
9 -	30.762	20.356	51.118	85.06	0.766	14:20:47.367	
10 -	32.122	20.263	52.385	83.01	2.033	14:21:39.752	

P8 29 C		Charlie STONE		Kawasaki ZX6R - Loveday auto repairs			
IDEAL LAP TIME : 50.840		BEST LAP TIME : 50.840		DIFFERENCE : 0.000			
LAP	SECTOR 1	SECTOR 2	LAP TIME	MPH	DIFF	TIME OF DAY	
1 -		20.691	57.788	75.25	6.948	14:13:59.691	
2 -	30.751	20.412	51.163	84.99	0.323	14:14:50.854	
3 -	30.781	20.288	51.069 (3)	85.15	0.229	14:15:41.923	
4 -	30.695	20.285	50.980 (2)	85.30	0.140	14:16:32.903	
5 -	30.633	20.207	50.840 (1)	85.53		14:17:23.743	
6 -	31.089	20.259	51.348	84.68	0.508	14:18:15.091	
7 -	31.249	20.302	51.551	84.35	0.711	14:19:06.642	
8 -	31.571	20.307	51.878	83.82	1.038	14:19:58.520	
9 -	31.264	20.295	51.559	84.34	0.719	14:20:50.079	
10 -	31.263	20.632	51.895	83.79	1.055	14:21:41.974	

Weather / Track : Cloudy / Dry

Brands Hatch Indy
Circuit Length = 1.2079 miles
Start: 14:13 Flag 14:21 End: 14:22

BMCRC - MRO Championships 2020 - Rnd 1 @ Brands Hatch Indy

Team Respro MRO 600 inc Clubman 600 & BMCRC Rookie 600

RACE 7 - SECTOR ANALYSIS



SECTOR 1 = FL to I1, SECTOR 2 = I1 to FL, DIFF = Difference To Personal Best Lap, P = Crossed Finish Line in Pit Lane, D = Time Disallowed

P9 12 C Cedric BLOCH		Kawasaki ZX6R - Brigit's Group & SDC Performance				
IDEAL LAP TIME : 50.724		BEST LAP TIME : 50.919		DIFFERENCE : 0.195		
LAP	SECTOR 1	SECTOR 2	LAP TIME	MPH	DIFF	TIME OF DAY
1 -		20.674	58.107	74.83	7.188	14:14:00.010
2 -	30.677	20.609	51.286	84.79	0.367	14:14:51.296
3 -	30.476	20.530	51.006 (2)	85.25	0.087	14:15:42.302
4 -	30.411	20.651	51.062 (3)	85.16	0.143	14:16:33.364
5 -	30.562	20.357	50.919 (1)	85.40		14:17:24.283
6 -	30.808	20.313	51.121	85.06	0.202	14:18:15.404
7 -	31.219	21.128	52.347	83.07	1.428	14:19:07.751
8 -	31.536	20.872	52.408	82.97	1.489	14:20:00.159
9 -	31.104	20.791	51.895	83.79	0.976	14:20:52.054
10 -	30.731	21.230	51.961	83.68	1.042	14:21:44.015

P10 118 C Jim COYLE		Triumph 675 - Big Jim RIP				
IDEAL LAP TIME : 50.916		BEST LAP TIME : 51.024		DIFFERENCE : 0.108		
LAP	SECTOR 1	SECTOR 2	LAP TIME	MPH	DIFF	TIME OF DAY
1 -		20.470	58.142	74.79	7.118	14:14:00.045
2 -	30.887	20.378	51.265 (3)	84.82	0.241	14:14:51.310
3 -	30.911	20.113	51.024 (1)	85.22		14:15:42.334
4 -	30.966	20.574	51.540	84.37	0.516	14:16:33.874
5 -	30.803	20.327	51.130 (2)	85.04	0.106	14:17:25.004
6 -	32.351	20.862	53.213	81.72	2.189	14:18:18.217
7 -	31.416	20.848	52.264	83.20	1.240	14:19:10.481
8 -	32.717	20.781	53.498	81.28	2.474	14:20:03.979
9 -	32.574	20.884	53.458	81.34	2.434	14:20:57.437
10 -	31.736	21.376	53.112	81.87	2.088	14:21:50.549

P11 27 Stuart WICKENS		MV Augusta F3 675 - Big Tone				
IDEAL LAP TIME : 51.917		BEST LAP TIME : 51.917		DIFFERENCE : 0.000		
LAP	SECTOR 1	SECTOR 2	LAP TIME	MPH	DIFF	TIME OF DAY
1 -		21.123	59.353	73.26	7.436	14:14:01.256
2 -	31.528	20.960	52.488	82.84	0.571	14:14:53.744
3 -	31.579	20.950	52.529	82.78	0.612	14:15:46.273
4 -	31.485	20.830	52.315 (3)	83.12	0.398	14:16:38.588
5 -	31.205	20.712	51.917 (1)	83.76		14:17:30.505
6 -	31.378	20.832	52.210 (2)	83.29	0.293	14:18:22.715
7 -	31.506	20.842	52.348	83.07	0.431	14:19:15.063
8 -	31.530	21.672	53.202	81.73	1.285	14:20:08.265
9 -	31.678	21.602	53.280	81.61	1.363	14:21:01.545
10 -	31.364	21.005	52.369	83.03	0.452	14:21:53.914

P12 13 Doug EDMONDSON		Triumph 675 - Stan Stephens Tuning				
IDEAL LAP TIME : 51.764		BEST LAP TIME : 51.764		DIFFERENCE : 0.000		
LAP	SECTOR 1	SECTOR 2	LAP TIME	MPH	DIFF	TIME OF DAY
1 -		21.149	59.023	73.67	7.259	14:14:00.926
2 -	31.576	20.828	52.404	82.98	0.640	14:14:53.330
3 -	31.718	20.989	52.707	82.50	0.943	14:15:46.037
4 -	31.237	20.885	52.122 (2)	83.43	0.358	14:16:38.159
5 -	31.037	20.727	51.764 (1)	84.00		14:17:29.923
6 -	31.112	21.150	52.262 (3)	83.20	0.498	14:18:22.185
7 -	31.321	20.992	52.313	83.12	0.549	14:19:14.498
8 -	31.901	21.616	53.517	81.25	1.753	14:20:08.015
9 -	31.177	21.990	53.167	81.79	1.403	14:21:01.182
10 -	31.720	21.319	53.039	81.98	1.275	14:21:54.221

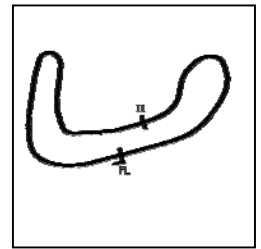
Weather / Track : Cloudy / Dry

Brands Hatch Indy
Circuit Length = 1.2079 miles
Start: 14:13 Flag 14:21 End: 14:22

BMCRC - MRO Championships 2020 - Rnd 1 @ Brands Hatch Indy

Team Respro MRO 600 inc Clubman 600 & BMCRC Rookie 600

RACE 7 - SECTOR ANALYSIS



SECTOR 1 = FL to I1, SECTOR 2 = I1 to FL, DIFF = Difference To Personal Best Lap, P = Crossed Finish Line in Pit Lane, D = Time Disallowed

P13 404 C Tommy HEMPHILL			Suzuki GSXR SRAD -			
IDEAL LAP TIME : 52.268		BEST LAP TIME : 52.268	DIFFERENCE : 0.000			
LAP	SECTOR 1	SECTOR 2	LAP TIME	MPH	DIFF	TIME OF DAY
1 -		21.520	1:00.515	71.85	8.247	14:14:02.418
2 -	32.646	21.576	54.222	80.19	1.954	14:14:56.640
3 -	31.611	21.159	52.770	82.40	0.502	14:15:49.410
4 -	31.698	20.927	52.625 (3)	82.63	0.357	14:16:42.035
5 -	31.527	21.011	52.538 (2)	82.77	0.270	14:17:34.573
6 -	31.524	20.744	52.268 (1)	83.19		14:18:26.841
7 -	32.190	20.798	52.988	82.06	0.720	14:19:19.829
8 -	31.979	20.806	52.785	82.38	0.517	14:20:12.614
9 -	32.386	20.848	53.234	81.68	0.966	14:21:05.848
10 -	32.268	21.295	53.563	81.18	1.295	14:21:59.411

P14 98 C Lee ELLIS			Yamaha R6 - Steve Jordan Motorcycles			
IDEAL LAP TIME : 52.319		BEST LAP TIME : 52.428	DIFFERENCE : 0.109			
LAP	SECTOR 1	SECTOR 2	LAP TIME	MPH	DIFF	TIME OF DAY
1 -		22.147	1:02.576	69.49	10.148	14:14:04.479
2 -	33.111	21.622	54.733	79.45	2.305	14:14:59.212
3 -	32.506	21.140	53.646	81.06	1.218	14:15:52.858
4 -	32.037	21.055	53.092	81.90	0.664	14:16:45.950
5 -	31.856	20.752	52.608 (3)	82.66	0.180	14:17:38.558
6 -	31.567	21.017	52.584 (2)	82.69	0.156	14:18:31.142
7 -	31.861	21.060	52.921	82.17	0.493	14:19:24.063
8 -	32.560	21.105	53.665	81.03	1.237	14:20:17.728
9 -	31.650	20.778	52.428 (1)	82.94		14:21:10.156
10 -	32.323	20.955	53.278	81.62	0.850	14:22:03.434

P15 4 C Tom VAUGHAN			Yamaha R6 - Go Racing Developments			
IDEAL LAP TIME : 53.031		BEST LAP TIME : 53.111	DIFFERENCE : 0.080			
LAP	SECTOR 1	SECTOR 2	LAP TIME	MPH	DIFF	TIME OF DAY
1 -		21.426	1:00.017	72.45	6.906	14:14:01.920
2 -	32.567	21.255	53.822	80.79	0.711	14:14:55.742
3 -	32.191	21.213	53.404 (3)	81.42	0.293	14:15:49.146
4 -	32.684	21.096	53.780	80.85	0.669	14:16:42.926
5 -	32.335	21.248	53.583	81.15	0.472	14:17:36.509
6 -	32.578	21.279	53.857	80.74	0.746	14:18:30.366
7 -	31.992	21.119	53.111 (1)	81.87		14:19:23.477
8 -	33.104	21.452	54.556	79.70	1.445	14:20:18.033
9 -	32.194	21.039	53.233 (2)	81.69	0.122	14:21:11.266
10 -	32.830	21.768	54.598	79.64	1.487	14:22:05.864

P16 99 Michael SIMMONS			Yamaha R6 - Westcountry Windings			
IDEAL LAP TIME : 52.824		BEST LAP TIME : 52.964	DIFFERENCE : 0.140			
LAP	SECTOR 1	SECTOR 2	LAP TIME	MPH	DIFF	TIME OF DAY
1 -		21.782	1:01.721	70.45	8.757	14:14:03.624
2 -	32.575	21.223	53.798	80.83	0.834	14:14:57.422
3 -	31.926	21.038	52.964 (1)	82.10		14:15:50.386
4 -	32.065	21.056	53.121 (2)	81.86	0.157	14:16:43.507
5 -	32.157	21.347	53.504	81.27	0.540	14:17:37.011
6 -	32.423	21.353	53.776	80.86	0.812	14:18:30.787
7 -	31.964	21.193	53.157 (3)	81.80	0.193	14:19:23.944
8 -	33.624	20.898	54.522	79.75	1.558	14:20:18.466
9 -	32.192	21.155	53.347	81.51	0.383	14:21:11.813
10 -	32.500	22.018	54.518	79.76	1.554	14:22:06.331

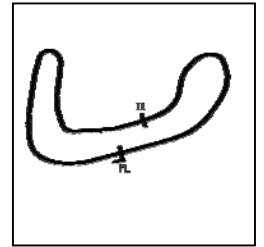
Weather / Track : Cloudy / Dry

Brands Hatch Indy
Circuit Length = 1.2079 miles
Start: 14:13 Flag 14:21 End: 14:22

BMCRC - MRO Championships 2020 - Rnd 1 @ Brands Hatch Indy

Team Respro MRO 600 inc Clubman 600 & BMCRC Rookie 600

RACE 7 - SECTOR ANALYSIS



SECTOR 1 = FL to I1, SECTOR 2 = I1 to FL, DIFF = Difference To Personal Best Lap, P = Crossed Finish Line in Pit Lane, D = Time Disallowed

P17		8 C	Dave SAUNDERS		Honda CBR600 -		
IDEAL LAP TIME : 53.687		BEST LAP TIME : 53.708		DIFFERENCE : 0.021			
LAP	SECTOR 1	SECTOR 2	LAP TIME	MPH	DIFF	TIME OF DAY	
1 -		22.463	1:03.495	68.48	9.787	14:14:05.398	
2 -	33.663	21.978	55.641	78.15	1.933	14:15:01.039	
3 -	33.451	21.856	55.307	78.62	1.599	14:15:56.346	
4 -	32.455	21.769	54.224 (3)	80.19	0.516	14:16:50.570	
5 -	32.130	21.578	53.708 (1)	80.96		14:17:44.278	
6 -	33.015	22.063	55.078	78.95	1.370	14:18:39.356	
7 -	32.741	22.182	54.923	79.17	1.215	14:19:34.279	
8 -	33.224	21.557	54.781	79.38	1.073	14:20:29.060	
9 -	32.801	21.730	54.531	79.74	0.823	14:21:23.591	
10 -	32.461	21.671	54.132 (2)	80.33	0.424	14:22:17.723	

P18		22 C	Toby TRUNDLE		Triumph 675 - Harris Motorcycles - Harlow		
IDEAL LAP TIME : 54.380		BEST LAP TIME : 54.657		DIFFERENCE : 0.277			
LAP	SECTOR 1	SECTOR 2	LAP TIME	MPH	DIFF	TIME OF DAY	
1 -		22.301	1:01.698	70.48	7.041	14:14:03.601	
2 -	33.440	21.959	55.399	78.49	0.742	14:14:59.000	
3 -	33.455	21.779	55.234	78.73	0.577	14:15:54.234	
4 -	32.981	21.902	54.883 (2)	79.23	0.226	14:16:49.117	
5 -	32.601	22.056	54.657 (1)	79.56		14:17:43.774	
6 -	33.117	21.998	55.115	78.90	0.458	14:18:38.889	
7 -	32.807	22.283	55.090	78.93	0.433	14:19:33.979	
8 -	33.037	21.932	54.969 (3)	79.11	0.312	14:20:28.948	
9 -	33.402	21.816	55.218	78.75	0.561	14:21:24.166	

P19		624 C	Matthew FEDRICK		Yamaha R6 - Matthew Fedrick farriers ltd/TBR performance		
IDEAL LAP TIME : 54.047		BEST LAP TIME : 54.047		DIFFERENCE : 0.000			
LAP	SECTOR 1	SECTOR 2	LAP TIME	MPH	DIFF	TIME OF DAY	
1 -		22.406	1:03.940	68.01	9.893	14:14:05.843	
2 -	33.480	22.072	55.552	78.27	1.505	14:15:01.395	
3 -	34.077	21.854	55.931	77.74	1.884	14:15:57.326	
4 -	32.438	21.609	54.047 (1)	80.45		14:16:51.373	
5 -	32.612	21.913	54.525 (3)	79.75	0.478	14:17:45.898	
6 -	32.621	21.793	54.414 (2)	79.91	0.367	14:18:40.312	
7 -	33.020	21.642	54.662	79.55	0.615	14:19:34.974	
8 -	33.083	21.617	54.700	79.49	0.653	14:20:29.674	
9 -	33.208	21.798	55.006	79.05	0.959	14:21:24.680	

P20		696 R	Jason MARIETTE		Yamaha YZF-R6 -		
IDEAL LAP TIME : 53.613		BEST LAP TIME : 53.613		DIFFERENCE : 0.000			
LAP	SECTOR 1	SECTOR 2	LAP TIME	MPH	DIFF	TIME OF DAY	
1 -		22.509	1:03.638	68.33	10.025	14:14:05.541	
2 -	33.845	21.909	55.754	77.99	2.141	14:15:01.295	
3 -	33.771	22.224	55.995	77.66	2.382	14:15:57.290	
4 -	33.488	22.097	55.585	78.23	1.972	14:16:52.875	
5 -	33.103	21.986	55.089 (3)	78.93	1.476	14:17:47.964	
6 -	34.470	21.745	56.215	77.35	2.602	14:18:44.179	
7 -	32.920	21.322	54.242 (2)	80.17	0.629	14:19:38.421	
8 -	34.239	21.398	55.637	78.16	2.024	14:20:34.058	
9 -	32.320	21.293	53.613 (1)	81.11		14:21:27.671	

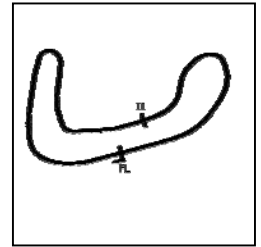
Weather / Track : Cloudy / Dry

Brands Hatch Indy
Circuit Length = 1.2079 miles
Start: 14:13 Flag 14:21 End: 14:22

BMCRC - MRO Championships 2020 - Rnd 1 @ Brands Hatch Indy

Team Respro MRO 600 inc Clubman 600 & BMCRC Rookie 600

RACE 7 - SECTOR ANALYSIS



SECTOR 1 = FL to I1, SECTOR 2 = I1 to FL, DIFF = Difference To Personal Best Lap, P = Crossed Finish Line in Pit Lane, D = Time Disallowed

P21 636 R		Matthew MILLS		Kawasaki ZX6R -		
IDEAL LAP TIME : 54.211		BEST LAP TIME : 54.460		DIFFERENCE : 0.249		
LAP	SECTOR 1	SECTOR 2	LAP TIME	MPH	DIFF	TIME OF DAY
1 -		22.839	1:05.183	66.71	10.723	14:14:07.086
2 -	34.014	21.613	55.627	78.17	1.167	14:15:02.713
3 -	33.719	21.765	55.484	78.37	1.024	14:15:58.197
4 -	33.273	21.998	55.271	78.67	0.811	14:16:53.468
5 -	32.835	22.288	55.123 (3)	78.88	0.663	14:17:48.591
6 -	33.216	21.934	55.150	78.85	0.690	14:18:43.741
7 -	32.815	21.679	54.494 (2)	79.79	0.034	14:19:38.235
8 -	33.805	21.396	55.201	78.77	0.741	14:20:33.436
9 -	32.831	21.629	54.460 (1)	79.84		14:21:27.896

P22 78 R		Scott FORBES-COWDRY		Yamaha R6 -		
IDEAL LAP TIME : 56.026		BEST LAP TIME : 56.067		DIFFERENCE : 0.041		
LAP	SECTOR 1	SECTOR 2	LAP TIME	MPH	DIFF	TIME OF DAY
1 -		22.617	1:05.307	66.58	9.240	14:14:07.210
2 -	34.828	22.321	57.149	76.09	1.082	14:15:04.359
3 -	35.228	22.129	57.357	75.81	1.290	14:16:01.716
4 -	35.070	22.090	57.160	76.07	1.093	14:16:58.876
5 -	34.663	22.360	57.023	76.26	0.956	14:17:55.899
6 -	35.114	22.323	57.437	75.71	1.370	14:18:53.336
7 -	34.170	21.897	56.067 (1)	77.56		14:19:49.403
8 -	34.254	22.071	56.325 (3)	77.20	0.258	14:20:45.728
9 -	34.129	22.157	56.286 (2)	77.25	0.219	14:21:42.014

P23 243 R		Fred DAVIS		Yamaha R6 - None		
IDEAL LAP TIME : 55.865		BEST LAP TIME : 55.865		DIFFERENCE : 0.000		
LAP	SECTOR 1	SECTOR 2	LAP TIME	MPH	DIFF	TIME OF DAY
1 -		22.487	1:04.459	67.46	8.594	14:14:06.362
2 -	33.796	22.069	55.865 (1)	77.84		14:15:02.227
3 -	34.384	22.483	56.867	76.46	1.002	14:15:59.094
4 -	34.314	22.308	56.622 (2)	76.80	0.757	14:16:55.716
5 -	34.475	22.290	56.765 (3)	76.60	0.900	14:17:52.481
6 -	35.191	22.550	57.741	75.31	1.876	14:18:50.222
7 -	34.337	22.777	57.114	76.13	1.249	14:19:47.336
8 -	34.888	22.674	57.562	75.54	1.697	14:20:44.898
9 -	34.729	22.607	57.336	75.84	1.471	14:21:42.234

P24 132 R		Mitchell GILBERT		Suzuki GSXR 600 -		
IDEAL LAP TIME : 55.528		BEST LAP TIME : 55.528		DIFFERENCE : 0.000		
LAP	SECTOR 1	SECTOR 2	LAP TIME	MPH	DIFF	TIME OF DAY
1 -		22.528	1:06.062	65.82	10.534	14:14:07.965
2 -	35.237	22.305	57.542	75.57	2.014	14:15:05.507
3 -	35.317	22.493	57.810	75.22	2.282	14:16:03.317
4 -	34.851	22.091	56.942	76.36	1.414	14:17:00.259
5 -	34.892	22.023	56.915	76.40	1.387	14:17:57.174
6 -	35.200	22.022	57.222	75.99	1.694	14:18:54.396
7 -	34.445	21.896	56.341 (3)	77.18	0.813	14:19:50.737
8 -	34.292	21.842	56.134 (2)	77.46	0.606	14:20:46.871
9 -	33.807	21.721	55.528 (1)	78.31		14:21:42.399

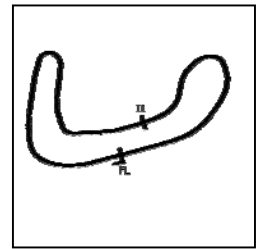
Weather / Track : Cloudy / Dry

Brands Hatch Indy
Circuit Length = 1.2079 miles
Start: 14:13 Flag 14:21 End: 14:22

BMCRC - MRO Championships 2020 - Rnd 1 @ Brands Hatch Indy

Team Respro MRO 600 inc Clubman 600 & BMCRC Rookie 600

RACE 7 - SECTOR ANALYSIS



SECTOR 1 = FL to I1, SECTOR 2 = I1 to FL, DIFF = Difference To Personal Best Lap, P = Crossed Finish Line in Pit Lane, D = Time Disallowed

P25 228 R		Paul McFADDEN		Kawasaki ZX6 -		
IDEAL LAP TIME : 55.018		BEST LAP TIME : 55.420		DIFFERENCE : 0.402		
LAP	SECTOR 1	SECTOR 2	LAP TIME	MPH	DIFF	TIME OF DAY
1 -		24.184	1:10.900	61.33	15.480	14:14:12.803
2 -	34.658	21.753	56.411	77.08	0.991	14:15:09.214
3 -	34.825	22.709	57.534	75.58	2.114	14:16:06.748
4 -	33.853	22.617	56.470	77.00	1.050	14:17:03.218
5 -	34.372	21.805	56.177 (3)	77.40	0.757	14:17:59.395
6 -	34.188	21.232	55.420 (1)	78.46		14:18:54.815
7 -	34.085	21.418	55.503 (2)	78.34	0.083	14:19:50.318
8 -	33.786	22.691	56.477	76.99	1.057	14:20:46.795
9 -	34.762	21.588	56.350	77.17	0.930	14:21:43.145

P26 717 R		Timothy WALSH		Triumph 675 - T P WALSH PHE		
IDEAL LAP TIME : 55.856		BEST LAP TIME : 56.440		DIFFERENCE : 0.584		
LAP	SECTOR 1	SECTOR 2	LAP TIME	MPH	DIFF	TIME OF DAY
1 -		22.553	1:05.652	66.23	9.212	14:14:07.555
2 -	34.541	22.597	57.138	76.10	0.698	14:15:04.693
3 -	35.434	22.002	57.436	75.71	0.996	14:16:02.129
4 -	35.251	22.243	57.494	75.63	1.054	14:16:59.623
5 -	34.286	22.328	56.614 (3)	76.81	0.174	14:17:56.237
6 -	35.183	22.139	57.322	75.86	0.882	14:18:53.559
7 -	34.113	22.327	56.440 (1)	77.04		14:19:49.999
8 -	33.854	22.638	56.492 (2)	76.97	0.052	14:20:46.491
9 -	34.700	22.144	56.844	76.50	0.404	14:21:43.335

P27 18 R		Stephen LANE		Yamaha YZF -		
IDEAL LAP TIME : 56.968		BEST LAP TIME : 56.988		DIFFERENCE : 0.020		
LAP	SECTOR 1	SECTOR 2	LAP TIME	MPH	DIFF	TIME OF DAY
1 -		23.044	1:07.578	64.34	10.590	14:14:09.481
2 -	36.140	22.825	58.965	73.74	1.977	14:15:08.446
3 -	35.698	23.171	58.869	73.86	1.881	14:16:07.315
4 -	35.285	22.330	57.615	75.47	0.627	14:17:04.930
5 -	34.940	22.499	57.439 (3)	75.70	0.451	14:18:02.369
6 -	34.809	22.505	57.314 (2)	75.87	0.326	14:18:59.683
7 -	35.544	22.562	58.106	74.83	1.118	14:19:57.789
8 -	34.638	22.350	56.988 (1)	76.30		14:20:54.777
9 -	35.012	22.728	57.740	75.31	0.752	14:21:52.517

P28 170 R		Paul MILLS		Yamaha R6 -		
IDEAL LAP TIME : 56.281		BEST LAP TIME : 56.679		DIFFERENCE : 0.398		
LAP	SECTOR 1	SECTOR 2	LAP TIME	MPH	DIFF	TIME OF DAY
1 -		24.975	1:11.247	61.03	14.568	14:14:13.150
2 -	36.437	23.451	59.888	72.61	3.209	14:15:13.038
3 -	35.936	23.128	59.064	73.62	2.385	14:16:12.102
4 -	35.698	22.959	58.657	74.13	1.978	14:17:10.759
5 -	35.730	22.486	58.216	74.69	1.537	14:18:08.975
6 -	34.327	22.756	57.083 (2)	76.18	0.404	14:19:06.058
7 -	34.625	22.778	57.403 (3)	75.75	0.724	14:20:03.461
8 -	35.208	22.606	57.814	75.21	1.135	14:21:01.275
9 -	33.795	22.884	56.679 (1)	76.72		14:21:57.954

Weather / Track : Cloudy / Dry

Brands Hatch Indy
Circuit Length = 1.2079 miles
Start: 14:13 Flag 14:21 End: 14:22

BMCRC - MRO Championships 2020 - Rnd 1 @ Brands Hatch Indy

Team Respro MRO 600 inc Clubman 600 & BMCRC Rookie 600

RACE 7 - SECTOR ANALYSIS



SECTOR 1 = FL to I1, SECTOR 2 = I1 to FL, DIFF = Difference To Personal Best Lap, P = Crossed Finish Line in Pit Lane, D = Time Disallowed

P29 999 R		William GULLIFORD		Yamaha R6 -		
IDEAL LAP TIME : 57.083		BEST LAP TIME : 57.083		DIFFERENCE : 0.000		
LAP	SECTOR 1	SECTOR 2	LAP TIME	MPH	DIFF	TIME OF DAY
1 -		24.590	1:11.068	61.18	13.985	14:14:12.971
2 -	35.859	24.054	59.913	72.58	2.830	14:15:12.884
3 -	35.261	22.438	57.699 (2)	75.36	0.616	14:16:10.583
4 -	36.527	23.262	59.789	72.73	2.706	14:17:10.372
5 -	34.695	22.388	57.083 (1)	76.18		14:18:07.455
6 -	35.398	22.747	58.145 (3)	74.78	1.062	14:19:05.600
7 -	35.728	23.280	59.008	73.69	1.925	14:20:04.608
8 -	35.395	23.127	58.522	74.30	1.439	14:21:03.130
9 -	35.315	23.195	58.510	74.32	1.427	14:22:01.640

P30 72 R		James HEMPHILL		Yamaha R6 5EB -		
IDEAL LAP TIME : 58.475		BEST LAP TIME : 58.697		DIFFERENCE : 0.222		
LAP	SECTOR 1	SECTOR 2	LAP TIME	MPH	DIFF	TIME OF DAY
1 -		23.271	1:07.471	64.45	8.774	14:14:09.374
2 -	35.204	23.771	58.975 (3)	73.73	0.278	14:15:08.349
3 -	35.494	23.366	58.860 (2)	73.88	0.163	14:16:07.209
4 -	35.585	23.503	59.088	73.59	0.391	14:17:06.297
5 -	35.206	23.491	58.697 (1)	74.08		14:18:04.994
6 -	35.547	23.543	59.090	73.59	0.393	14:19:04.084
7 -	35.797	23.331	59.128	73.54	0.431	14:20:03.212
8 -	35.503	23.782	59.285	73.35	0.588	14:21:02.497
9 -	35.659	23.809	59.468	73.12	0.771	14:22:01.965

P31 105 R		Benjamin STONARD		Yamaha R6 -		
IDEAL LAP TIME : 58.378		BEST LAP TIME : 58.425		DIFFERENCE : 0.047		
LAP	SECTOR 1	SECTOR 2	LAP TIME	MPH	DIFF	TIME OF DAY
1 -		23.934	1:09.206	62.83	10.781	14:14:11.109
2 -	36.289	23.356	59.645	72.90	1.220	14:15:10.754
3 -	35.856	23.439	59.295	73.33	0.870	14:16:10.049
4 -	36.427	23.500	59.927	72.56	1.502	14:17:09.976
5 -	38.068	23.133	1:01.201	71.05	2.776	14:18:11.177
6 -	36.094	22.870	58.964 (3)	73.75	0.539	14:19:10.141
7 -	35.582	22.843	58.425 (1)	74.43		14:20:08.566
8 -	36.736	22.796	59.532	73.04	1.107	14:21:08.098
9 -	35.606	23.265	58.871 (2)	73.86	0.446	14:22:06.969

P32 71 R		Adrian KNIGHT		Suzuki GSXR 600 -		
IDEAL LAP TIME : 57.603		BEST LAP TIME : 57.603		DIFFERENCE : 0.000		
LAP	SECTOR 1	SECTOR 2	LAP TIME	MPH	DIFF	TIME OF DAY
1 -		23.611	1:16.714	56.68	19.111	14:14:18.617
2 -	35.465	23.191	58.656	74.13	1.053	14:15:17.273
3 -	36.201	22.866	59.067	73.62	1.464	14:16:16.340
4 -	35.506	23.049	58.555 (2)	74.26	0.952	14:17:14.895
5 -	35.596	23.091	58.687	74.09	1.084	14:18:13.582
6 -	34.852	22.751	57.603 (1)	75.49		14:19:11.185
7 -	34.869	23.837	58.706	74.07	1.103	14:20:09.891
8 -	35.614	22.962	58.576 (3)	74.23	0.973	14:21:08.467
9 -	35.538	23.123	58.661	74.13	1.058	14:22:07.128

Weather / Track : Cloudy / Dry

Brands Hatch Indy
Circuit Length = 1.2079 miles
Start: 14:13 Flag 14:21 End: 14:22

BMCRC - MRO Championships 2020 - Rnd 1 @ Brands Hatch Indy

Team Respro MRO 600 inc Clubman 600 & BMCRC Rookie 600

RACE 7 - SECTOR ANALYSIS



SECTOR 1 = FL to I1, SECTOR 2 = I1 to FL, DIFF = Difference To Personal Best Lap, P = Crossed Finish Line in Pit Lane, D = Time Disallowed

P33 148 R		Matt SAYLE		Yamaha R6 5EB - The original body shop		
IDEAL LAP TIME : 1:00.819		BEST LAP TIME : 1:00.901		DIFFERENCE : 0.082		
LAP	SECTOR 1	SECTOR 2	LAP TIME	MPH	DIFF	TIME OF DAY
1 -		25.266	1:12.433	60.03	11.532	14:14:14.336
2 -	37.269	24.070	1:01.339 (2)	70.89	0.438	14:15:15.675
3 -	37.910	24.273	1:02.183	69.93	1.282	14:16:17.858
4 -	37.429	24.623	1:02.052 (3)	70.07	1.151	14:17:19.910
5 -	38.210	24.053	1:02.263	69.84	1.362	14:18:22.173
6 -	37.351	23.550	1:00.901 (1)	71.40		14:19:23.074
7 -	38.303	24.023	1:02.326	69.77	1.425	14:20:25.400
8 -	37.531	24.529	1:02.060	70.07	1.159	14:21:27.460

P34 58 R		Ben LOGAN		Kawasaki ZX6R -		
IDEAL LAP TIME : 58.598		BEST LAP TIME : 59.126		DIFFERENCE : 0.528		
LAP	SECTOR 1	SECTOR 2	LAP TIME	MPH	DIFF	TIME OF DAY
1 -		25.134	1:11.078	61.18	11.952	14:14:12.981
2 -	35.736	24.115	59.851	72.65	0.725	14:15:12.832
3 -	35.885	23.402	59.287 (3)	73.34	0.161	14:16:12.119
4 -	35.259	23.867	59.126 (1)	73.54		14:17:11.245
5 -	36.296	23.339	59.635	72.92	0.509	14:18:10.880
6 -	35.271	23.889	59.160 (2)	73.50	0.034	14:19:10.040

P35 96 C		Giovanni BELIOSSI		Honda CBR600RR - ASR Accident Storage Recovery		
IDEAL LAP TIME : 58.510		BEST LAP TIME : 58.580		DIFFERENCE : 0.070		
LAP	SECTOR 1	SECTOR 2	LAP TIME	MPH	DIFF	TIME OF DAY
1 -		23.040	1:08.000	63.94	9.420	14:14:09.903
2 -	35.882	23.158	59.040 (3)	73.65	0.460	14:15:08.943
3 -	36.214	22.716	58.930 (2)	73.79	0.350	14:16:07.873
4 -	35.794	22.786	58.580 (1)	74.23		14:17:06.453

P36 79 R		Philip STORROW		Kawasaki ZX6R -		
IDEAL LAP TIME : 54.929		BEST LAP TIME : 54.929		DIFFERENCE : 0.000		
LAP	SECTOR 1	SECTOR 2	LAP TIME	MPH	DIFF	TIME OF DAY
1 -		22.216	1:02.265	69.84	7.336	14:14:04.168
2 -	33.110	21.819	54.929 (1)	79.16		14:14:59.097

Weather / Track : Cloudy / Dry

Brands Hatch Indy
Circuit Length = 1.2079 miles
Start: 14:13 Flag 14:21 End: 14:22

BMCRC - MRO Championships 2020 - Rnd 1 @ Brands Hatch Indy

Team Respro MRO 600 inc Clubman 600 & BMCRC Rookie 600

RACE 7 - BEST SECTORS

SECTOR 1			SECTOR 2			IDEAL / BEST COMPARISON						
POS	NO	NAME	TIME	NO	NAME	TIME	POS	NO	NAME	IDEAL	BEST	DIFF
									PERFECT LAP	48.992		
1	14	BURRAGE	29.417	14	BURRAGE	19.575	1	14	BURRAGE	48.992	49.062	0.070
2	1	MILLS	29.463	1	MILLS	19.766	2	1	MILLS	49.229	49.422	0.193
3	173	DRAPER	29.997	173	DRAPER	19.849	3	173	DRAPER	49.846	49.937	0.091
4	111	FOLKES	30.022	188	KRAWIECKI	19.858	4	111	FOLKES	49.995	50.028	0.033
5	188	KRAWIECKI	30.159	111	FOLKES	19.973	5	188	KRAWIECKI	50.017	50.190	0.173
6	2	GILL	30.249	2	GILL	20.024	6	2	GILL	50.273	50.292	0.019
7	36	FOWLE	30.325	36	FOWLE	20.027	7	36	FOWLE	50.352	50.352	0.000
8	12	BLOCH	30.411	118	COYLE	20.113	8	12	BLOCH	50.724	50.919	0.195
9	29	STONE	30.633	29	STONE	20.207	9	29	STONE	50.840	50.840	0.000
10	118	COYLE	30.803	12	BLOCH	20.313	10	118	COYLE	50.916	51.024	0.108
11	13	EDMONDSON	31.037	27	WICKENS	20.712	11	13	EDMONDSON	51.764	51.764	0.000
12	27	WICKENS	31.205	13	EDMONDSON	20.727	12	27	WICKENS	51.917	51.917	0.000
13	404	HEMPHILL	31.524	404	HEMPHILL	20.744	13	404	HEMPHILL	52.268	52.268	0.000
14	98	ELLIS	31.567	98	ELLIS	20.752	14	98	ELLIS	52.319	52.428	0.109
15	99	SIMMONS	31.926	99	SIMMONS	20.898	15	99	SIMMONS	52.824	52.964	0.140
16	4	VAUGHAN	31.992	4	VAUGHAN	21.039	16	4	VAUGHAN	53.031	53.111	0.080
17	8	SAUNDERS	32.130	228	McFADDEN	21.232	17	696	MARIETTE	53.613	53.613	0.000
18	696	MARIETTE	32.320	696	MARIETTE	21.293	18	8	SAUNDERS	53.687	53.708	0.021
19	624	FEDRICK	32.438	636	MILLS	21.396	19	624	FEDRICK	54.047	54.047	0.000
20	22	TRUNDLE	32.601	8	SAUNDERS	21.557	20	636	MILLS	54.211	54.460	0.249
21	636	MILLS	32.815	624	FEDRICK	21.609	21	22	TRUNDLE	54.380	54.657	0.277
22	79	STORROW	33.110	132	GILBERT	21.721	22	79	STORROW	54.929	54.929	0.000
23	228	McFADDEN	33.786	22	TRUNDLE	21.779	23	228	McFADDEN	55.018	55.420	0.402
24	170	MILLS	33.795	79	STORROW	21.819	24	132	GILBERT	55.528	55.528	0.000
25	243	DAVIS	33.796	78	FORBES-COWDRY	21.897	25	717	WALSH	55.856	56.440	0.584
26	132	GILBERT	33.807	717	WALSH	22.002	26	243	DAVIS	55.865	55.865	0.000
27	717	WALSH	33.854	243	DAVIS	22.069	27	78	FORBES-COWDRY	56.026	56.067	0.041
28	78	FORBES-COWDRY	34.129	18	LANE	22.330	28	170	MILLS	56.281	56.679	0.398
29	18	LANE	34.638	999	GULLIFORD	22.388	29	18	LANE	56.968	56.988	0.020
30	999	GULLIFORD	34.695	170	MILLS	22.486	30	999	GULLIFORD	57.083	57.083	0.000
31	71	KNIGHT	34.852	96	BELIOSSI	22.716	31	71	KNIGHT	57.603	57.603	0.000
32	72	HEMPHILL	35.204	71	KNIGHT	22.751	32	105	STONARD	58.378	58.425	0.047
33	58	LOGAN	35.259	105	STONARD	22.796	33	72	HEMPHILL	58.475	58.697	0.222
34	105	STONARD	35.582	72	HEMPHILL	23.271	34	96	BELIOSSI	58.510	58.580	0.070
35	96	BELIOSSI	35.794	58	LOGAN	23.339	35	58	LOGAN	58.598	59.126	0.528
36	148	SAYLE	37.269	148	SAYLE	23.550	36	148	SAYLE	1:00.819	1:00.901	0.082

Weather / Track : Cloudy / Dry

Results can be found at www.tsl-timing.com

Brands Hatch Indy
Circuit Length = 1.2079 miles
Start: 14:13 Flag 14:21 End: 14:22

Printed - 14:23 Saturday, 07 March 2020

BMCRC - MRO Championships 2020 - Rnd 1 @ Brands Hatch Indy

Team Respro MRO 600 inc Clubman 600 & BMCRC Rookie 600

RACE 7 - STATISTICS

Competitors Started 36
Planned Start 2020-03-07 @ 14:10:00.000
Actual Start 2020-03-07 @ 14:13:01.902
Finish Time 2020-03-07 @ 14:21:23.965
Track Length 1.2079mi.
Total Laps 325
Total Distance Covered 392.5823mi.

Session Fastest Lap History

NO	CL	NAME	LAP TIME	TIME OF DAY	LAP	VEHICLE
1		Michael MILLS	49.679	14:14:46.993	2	Yamaha R6
14		Chris BURRAGE	49.532	14:14:47.164	2	Yamaha R6
14		Chris BURRAGE	49.218	14:15:36.381	3	Yamaha R6
14		Chris BURRAGE	49.062	14:17:14.851	5	Yamaha R6

Session Leader History

NO	CL	NAME	FROM LAP	LAPS LED	DISTANCE	VEHICLE
1		Michael MILLS	1	2	2.41 miles	Yamaha R6
14		Chris BURRAGE	3	8	9.66 miles	Yamaha R6

Flag History

TYPE	TIME OF DAY
GREEN	14:13:01.902
FINISH	14:21:23.965

Flag Statistics

TYPE	COUNT	TOTAL LAPS	TOTAL TIME
Green	1	10	9:21.787
Red	0	0	0.000
Safety Car	0	0	0.000
FCY	0	0	0.000

BMCRC - MRO Championships 2020 - Rnd 1 @ Brands Hatch Indy

Team Respro MRO 600 inc Clubman 600 & BMCRC Rookie 600

RACE 7 - STATISTICS

CLASS :

10 Starters

Fastest Lap History

NO	NAME	LAP TIME	TIME OF DAY	LAP	VEHICLE
1	Michael MILLS	49.679	14:14:46.993	2	Yamaha R6
14	Chris BURRAGE	49.532	14:14:47.164	2	Yamaha R6
14	Chris BURRAGE	49.218	14:15:36.381	3	Yamaha R6
14	Chris BURRAGE	49.062	14:17:14.851	5	Yamaha R6

Leader History

NO	NAME	FROM LAP	LAPS LED	DISTANCE	VEHICLE
1	Michael MILLS	1	2	2.41 miles	Yamaha R6
14	Chris BURRAGE	3	8	9.66 miles	Yamaha R6

BMCRC - MRO Championships 2020 - Rnd 1 @ Brands Hatch Indy

Team Respro MRO 600 inc Clubman 600 & BMCRC Rookie 600

RACE 7 - STATISTICS

CLASS : C

10 Starters

Fastest Lap History

NO	NAME	LAP TIME	TIME OF DAY	LAP	VEHICLE
29	Charlie STONE	51.163	14:14:50.876	2	Kawasaki ZX6R
29	Charlie STONE	51.069	14:15:41.946	3	Kawasaki ZX6R
12	Cedric BLOCH	51.006	14:15:42.309	3	Kawasaki ZX6R
29	Charlie STONE	50.980	14:16:32.925	4	Kawasaki ZX6R
29	Charlie STONE	50.840	14:17:23.766	5	Kawasaki ZX6R

Leader History

NO	NAME	FROM LAP	LAPS LED	DISTANCE	VEHICLE
29	Charlie STONE	1	10	12.07 miles	Kawasaki ZX6R

BMCRC - MRO Championships 2020 - Rnd 1 @ Brands Hatch Indy

Team Respro MRO 600 inc Clubman 600 & BMCRC Rookie 600

RACE 7 - STATISTICS

CLASS : R

16 Starters

Fastest Lap History

NO	NAME	LAP TIME	TIME OF DAY	LAP	VEHICLE
79	Philip STORROW	54.929	14:14:59.121	2	Kawasaki ZX6R
636	Matthew MILLS	54.494	14:19:38.261	7	Kawasaki ZX6R
696	Jason MARIETTE	54.242	14:19:38.444	7	Yamaha YZF-R6
696	Jason MARIETTE	53.613	14:21:27.694	9	Yamaha YZF-R6

Leader History

NO	NAME	FROM LAP	LAPS LED	DISTANCE	VEHICLE
79	Philip STORROW	1	2	2.41 miles	Kawasaki ZX6R
696	Jason MARIETTE	3	3	3.62 miles	Yamaha YZF-R6
636	Matthew MILLS	6	3	3.62 miles	Kawasaki ZX6R
696	Jason MARIETTE	9	1	1.20 miles	Yamaha YZF-R6

BMCRC - MRO Championships 2020 - Rnd 1 @ Brands Hatch Indy

Team Respro MRO 600 inc Clubman 600 & BMCRC Rookie 600

RACE 17 - GRID (10 Laps)



FOR THE EDGE



CONTRACTORS LTD

ROW 12	36	1:00.901	148	Matt SAYLE	35	59.126	58	Ben LOGAN	34	58.697	72	James HEMPHILL				
ROW 11					33	58.580	96	Giovanni BELIOSSI	32	58.425	105	Benjamin STONARD	31	57.603	71	Adrian KNIGHT
ROW 10					30	57.083	999	William GULLIFORD	29	56.988	18	Stephen LANE	28	56.679	170	Paul MILLS
ROW 9					27	56.440	717	Timothy WALSH	26	56.067	78	Scott FORBES-COWDRY	25	55.865	243	Fred DAVIS
ROW 8					24	55.528	132	Mitchell GILBERT	23	55.420	228	Paul McFADDEN	22	54.929	79	Philip STORROW
ROW 7					21	54.657	22	Toby TRUNDLE	20	54.460	636	Matthew MILLS	19	54.047	624	Matthew FEDRICK
ROW 6					18	53.708	8	Dave SAUNDERS	17	53.613	696	Jason MARIETTE	16	53.111	4	Tom VAUGHAN
ROW 5					15	52.964	99	Michael SIMMONS	14	52.428	98	Lee ELLIS	13	52.268	404	Tommy HEMPHILL
ROW 4					12	51.917	27	Stuart WICKENS	11	51.764	13	Doug EDMONDSON	10	51.024	118	Jim COYLE
ROW 3					9	50.919	12	Cedric BLOCH	8	50.840	29	Charlie STONE	7	50.352	36	Harry FOWLE
ROW 2					6	50.292	2	Andrew GILL	5	50.190	188	Dawid KRAWIECKI	4	50.028	111	Ryan FOLKES
ROW 1					3	49.937	173	Stephen DRAPER	2	49.422	1	Michael MILLS	1	49.062	14	Chris BURRAGE

Pole

Brands Hatch Indy
Circuit Length = 1.2079 miles

These results are provisional until the conclusion of any judicial and technical matters.

Clerk Of Course :	Steward :	Timekeeper :
-------------------	-----------	--------------

Results can be found at www.tsl-timing.com

Printed - 14:24 Saturday, 07 March 2020



BMCRC - MRO Championships 2020 - Rnd 1 @ Brands Hatch Indy

Team Respro MRO 600 inc Clubman 600 & BMCRC Rookie 600

RACE 17 - CLASSIFICATION



FOR THE EDGE

CONTRACTORS LTD

POS	NO	CL	PIC NAME	ENTRY	LAPS	TIME	GAP	DIFF	MPH	BEST	ON
1	14		1 Chris BURRAGE	Yamaha R6 - Seton tuning	10	8:22.901			86.47	48.873	5
2	1		2 Michael MILLS	Yamaha R6 - A51 Racing	10	8:25.368	2.467	2.467	86.04	49.309	5
3	188		3 Dawid KRAWIECKI	Yamaha R6 - Code Blue LTD & D A East Electrical	10	8:31.772	8.871	6.404	84.97	49.831	5
4	111		4 Ryan FOLKES	Triumph 675 - Carl Harrison Motorcyle Services	10	8:33.808	10.907	2.036	84.63	50.178	10
5	36		5 Harry FOWLE	Triumph 675 - BER/ Steve Jordan Motorcycles	10	8:39.294	16.393	5.486	83.74	50.315	9
6	173		6 Stephen DRAPER	Yamaha R6 -	10	8:40.223	17.322	0.929	83.59	50.318	9
7	2		7 Andrew GILL	Kawasaki ZX6R - The Park School, RST Leathers, f	10	8:41.303	18.402	1.080	83.41	50.703	9
8	12	C	1 Cedric BLOCH	Kawasaki ZX6R - Brigit's Group & SDC Performanc	10	8:46.499	23.598	5.196	82.59	51.054	4
9	29	C	2 Charlie STONE	Kawasaki ZX6R - Loveday auto repairs	10	8:46.786	23.885	0.287	82.54	51.415	6
10	13		8 Doug EDMONDSON	Triumph 675 - Stan Stephens Tuning	10	8:53.574	30.673	6.788	81.49	52.243	3
11	118	C	3 Jim COYLE	Triumph 675 - Big Jim RIP	10	8:54.417	31.516	0.843	81.37	52.084	4
12	4	C	4 Tom VAUGHAN	Yamaha R6 - Go Racing Developments	10	8:59.374	36.473	4.957	80.62	52.417	7
13	404	C	5 Tommy HEMPHILL	Suzuki GSXR SRAD -	10	8:59.686	36.785	0.312	80.57	52.370	7
14	98	C	6 Lee ELLIS	Yamaha R6 - Steve Jordan Motorcycles	10	9:07.058	44.157	7.372	79.49	52.965	5
15	79	R	1 Philip STORROW	Kawasaki ZX6R -	10	9:07.600	44.699	0.542	79.41	53.311	4
16	8	C	7 Dave SAUNDERS	Honda CBR600 -	10	9:09.613	46.712	2.013	79.12	53.676	5
17	99		9 Michael SIMMONS	Yamaha R6 - Westcountry Windings	10	9:10.064	47.163	0.451	79.05	53.644	4
18	696	R	2 Jason MARIETTE	Yamaha YZF-R6 -	10	9:12.833	49.932	2.769	78.66	53.730	8
19	22	C	8 Toby TRUNDLE	Triumph 675 - Harris Motorcycles - Harlow	10	9:13.412	50.511	0.579	78.57	53.421	9
20	624	C	9 Matthew FEDRICK	Yamaha R6 - Matthew Fedrick farriers ltd/TBR perfo	10	9:15.201	52.300	1.789	78.32	54.030	9
21	636	R	3 Matthew MILLS	Kawasaki ZX6R -	9	8:25.484	1 Lap	1 Lap	77.42	54.200	5
22	228	R	4 Paul McFADDEN	Kawasaki ZX6 -	9	8:35.838	1 Lap	10.354	75.87	54.688	7
23	78	R	5 Scott FORBES-COWDRY	Yamaha R6 -	9	8:42.429	1 Lap	6.591	74.91	56.459	7
24	243	R	6 Fred DAVIS	Yamaha R6 - None	9	8:47.010	1 Lap	4.581	74.26	56.608	3
25	132	R	7 Mitchell GILBERT	Suzuki GSXR 600 -	9	8:47.573	1 Lap	0.563	74.18	56.327	3
26	717	R	8 Timothy WALSH	Triumph 675 - T P WALSH PHE	9	8:49.867	1 Lap	2.294	73.86	55.570	4
27	999	R	9 William GULLIFORD	Yamaha R6 -	9	8:51.264	1 Lap	1.397	73.66	55.996	9
28	18	R	10 Stephen LANE	Yamaha YZF -	9	8:53.151	1 Lap	1.887	73.40	56.364	9
29	170	R	11 Paul MILLS	Yamaha R6 -	9	8:54.274	1 Lap	1.123	73.25	56.792	8
30	71	R	12 Adrian KNIGHT	Suzuki GSXR 600 -	9	9:02.783	1 Lap	8.509	72.10	57.144	8
31	72	R	13 James HEMPHILL	Yamaha R6 5EB -	9	9:02.810	1 Lap	0.027	72.10	58.625	4
32	105	R	14 Benjamin STONARD	Yamaha R6 -	9	9:14.016	1 Lap	11.206	70.64	1:00.124	8
33	148	R	15 Matt SAYLE	Yamaha R6 5EB - The original body shop	9	9:23.476	1 Lap	9.460	69.45	59.763	4
34	58	R	16 Ben LOGAN	Kawasaki ZX6R -	8	8:49.812	2 Laps	1 Lap	65.66	1:03.798	5

FASTEST LAP

14	Chris BURRAGE	Yamaha R6 - Seton tuning	5	48.873	88.97 mph	143.19 kph
12	Cedric BLOCH	Kawasaki ZX6R - Brigit's Group & SDC Performanc	4	51.054	85.17 mph	137.07 kph
79	Philip STORROW	Kawasaki ZX6R -	4	53.311	81.57 mph	131.27 kph

Class - 92.5% of Race Speed = 79.98 mph
 Class C - 92.5% of Race Speed = 76.39 mph
 Class R - 92.5% of Race Speed = 73.45 mph

Brands Hatch Indy
 Circuit Length = 1.2079 miles
 Start: 16:58 Flag 17:06 End: 17:07

Weather / Track : Cloudy / Dry

These results are provisional until the conclusion of any judicial and technical matters.

Clerk Of Course :	Steward :	Timekeeper :
-------------------	-----------	--------------

Results can be found at www.tsl-timing.com

Printed - 17:07 Saturday, 07 March 2020



BMCRC - MRO Championships 2020 - Rnd 1 @ Brands Hatch Indy

Team Respro MRO 600 inc Clubman 600 & BMCRC Rookie 600

RACE 17 - LAP CHART

LAP 1 @ 16:59:03.747

NO	BEHIND	LAP TIME
1		55.576
14	0.925	56.501
111	1.433	57.009
188	2.213	57.789
173	2.370	57.946
2	2.769	58.345
36	2.956	58.532
13	3.424	59.000
118	3.503	59.079
29	4.041	59.617
404	4.721	1:00.297
99	4.984	1:00.560
4	5.231	1:00.807
8	6.199	1:01.775
12	6.636	1:02.212
98	6.759	1:02.335
696	6.917	1:02.493
79	7.204	1:02.780
22	8.153	1:03.729
624	8.196	1:03.772
132	8.834	1:04.410
243	9.408	1:04.984
78	9.635	1:05.211
636	10.610	1:06.186
72	11.660	1:07.236
105	12.433	1:08.009
170	12.815	1:08.391
18	13.009	1:08.585
717	13.301	1:08.877
228	13.479	1:09.055
999	14.676	1:10.252
71	14.771	1:10.347
148	16.636	1:12.212
58	22.061	1:17.637

LAP 2 @ 16:59:53.875

NO	BEHIND	LAP TIME
1		50.128
14	0.659	49.862
111	1.943	50.638
188	2.728	50.643
173	4.445	52.203
36	4.537	51.709
2	4.872	52.231
13	5.627	52.331
118	5.649	52.274
29	6.209	52.296
404	8.993	54.400
12	9.106	52.598
4	9.371	54.268
99	9.486	54.630
8	10.475	54.404
696	12.236	55.447
98	12.495	55.864
79	12.622	55.546
22	13.071	55.046
624	13.148	55.080
132	16.289	57.583
78	16.476	56.969
636	17.069	56.587
243	17.651	58.371
72	20.252	58.720

Weather / Track : Cloudy / Dry

Results can be found at www.tsl-timing.com

228	22.509	59.158
170	22.538	59.851
105	23.166	1:00.861
18	23.277	1:00.396
999	23.772	59.224
717	23.912	1:00.739
71	24.243	59.600
148	27.326	1:00.818
58	39.430	1:07.497

LAP 3 @ 17:00:43.720

NO	BEHIND	LAP TIME
1		49.845
14	0.051	49.237
111	2.555	50.457
188	3.459	50.576
36	5.793	51.101
173	6.199	51.599
2	6.671	51.644
13	8.025	52.243
29	8.228	51.864
118	8.434	52.630
12	10.707	51.446
404	12.965	53.817
4	13.043	53.517
99	13.914	54.273
8	14.527	53.897
98	17.105	54.455
696	17.653	55.262
79	17.769	54.992
22	18.336	55.110
624	18.408	55.105
636	22.239	55.015
132	22.771	56.327
78	23.579	56.948
243	24.414	56.608
228	28.013	55.349
72	30.470	1:00.063
170	31.867	59.174
18	32.317	58.885
999	32.967	59.040
105	35.194	1:01.873
717	35.465	1:01.398
71	36.162	1:01.764
148	38.302	1:00.821

LAP 4 @ 17:01:34.096

NO	BEHIND	LAP TIME
14		50.325
1	0.088	50.464
111	2.608	50.429
188	3.343	50.260
58	1 Lap	1:05.212
36	6.247	50.830
173	6.981	51.158
2	7.471	51.176
13	10.040	52.391
29	10.133	52.281
118	10.142	52.084
12	11.385	51.054
404	15.817	53.228
4	16.029	53.362
99	17.182	53.644
8	18.236	54.085

98	20.554	53.825
79	20.704	53.311
696	22.121	54.844
624	22.613	54.581
22	22.673	54.713
636	26.083	54.220
132	29.578	57.183
78	30.514	57.311
243	31.275	57.237
228	32.723	55.086
72	38.719	58.625
170	39.611	58.120
18	40.048	58.107
999	40.535	57.944
717	40.659	55.570
105	45.085	1:00.267
71	45.444	59.658
148	47.689	59.763

LAP 5 @ 17:02:22.969

NO	BEHIND	LAP TIME
14		48.873
1	0.524	49.309
111	3.919	50.184
188	4.301	49.831
36	8.803	51.429
173	9.079	50.971
2	9.477	50.879
29	13.838	52.578
13	13.950	52.783
118	14.188	52.919
12	14.214	51.702
58	1 Lap	1:03.918
4	19.845	52.689
404	20.252	53.308
99	22.617	54.308
8	23.039	53.676
98	24.646	52.965
79	25.343	53.512
696	27.358	54.110
624	27.851	54.111
22	28.054	54.254
636	31.410	54.200
132	39.422	58.717
78	39.638	57.997
228	40.347	56.497
243	40.392	57.990
170	49.043	58.305
999	49.515	57.853

LAP 6 @ 17:03:12.677

NO	BEHIND	LAP TIME
14		49.708
717	1 Lap	58.060
18	1 Lap	58.768
72	1 Lap	1:00.205
1	0.909	50.093
111	5.373	51.162
188	5.439	50.846
105	1 Lap	1:01.370
71	1 Lap	1:01.197
36	10.012	50.917
173	10.065	50.694
148	1 Lap	1:01.208

2	10.596	50.827
29	15.545	51.415
12	16.253	51.747
13	17.327	53.085
118	17.410	52.930
4	22.965	52.828
404	23.326	52.782
99	27.580	54.671
8	28.075	54.744
98	28.465	53.527
79	28.962	53.327
696	32.354	54.704
624	33.041	54.898
22	33.159	54.813
58	1 Lap	1:03.798
636	36.505	54.803
228	46.536	55.897
78	48.299	58.369
132	48.342	58.628
243	49.019	58.335

LAP 7 @ 17:04:02.153

NO	BEHIND	LAP TIME
14		49.476
1	1.694	50.261
188	6.703	50.740
999	1 Lap	56.706
717	1 Lap	56.459
111	7.635	51.738
170	1 Lap	58.257
18	1 Lap	57.911
72	1 Lap	59.680
36	11.737	51.201
173	11.789	51.200
2	12.810	51.690
71	1 Lap	57.885
29	17.630	51.561
12	17.877	51.100
105	1 Lap	1:00.972
118	20.830	52.896
13	21.280	53.429
148	1 Lap	1:01.662
4	25.906	52.417
404	26.220	52.370
99	32.302	54.198
98	32.549	53.560
8	33.039	54.440
79	33.065	53.579
696	36.968	54.090
22	37.917	54.234
624	38.083	54.518
636	42.322	55.293
58	1 Lap	1:03.849

LAP 8 @ 17:04:51.987

NO	BEHIND	LAP TIME
14		49.834
228	1 Lap	54.688
1	2.032	50.172
78	1 Lap	56.459
132	1 Lap	57.357
243	1 Lap	57.303
188	7.046	50.177
111	8.308	50.507

36	14.151	52.248
173	14.214	52.259
999	1 Lap	57.273
717	1 Lap	57.281
2	15.629	52.653
170	1 Lap	57.431
18	1 Lap	57.062
12	19.653	51.610
29	19.831	52.035
72	1 Lap	59.455
71	1 Lap	57.373
13	24.338	52.892
118	24.361	53.365
4	29.594	53.522
404	29.727	53.341
105	1 Lap	1:00.293
148	1 Lap	1:01.156
99	36.592	54.124
98	36.743	54.028
79	36.897	53.666
8	37.414	54.209
696	40.864	53.730
22	41.748	53.665
624	43.001	54.752
636	47.399	54.911

LAP 9 @ 17:05:41.613

NO	BEHIND	LAP TIME
14		49.626
1	2.389	49.983
228	1 Lap	55.291
188	8.419	50.999
111	10.188	51.506
58	2 Laps	1:03.869
78	1 Lap	56.601
243	1 Lap	56.904
132	1 Lap	57.934
36	14.840	50.315
173	14.906	50.318
2	16.706	50.703
717	1 Lap	55.813
12	21.542	51.515
29	21.752	51.547
999	1 Lap	56.976
170	1 Lap	56.792
18	1 Lap	57.073
13	27.296	52.584
118	27.768	53.033
72	1 Lap	59.105
71	1 Lap	57.144
4	32.997	53.029
404	33.230	53.129
105	1 Lap	1:00.124
98	40.403	53.286
79	40.629	53.358
99	41.837	54.871
8	42.197	54.409
696	45.096	53.858
22	45.543	53.421
148	1 Lap	1:02.655
624	47.405	54.030

Brands Hatch Indy

Circuit Length = 1.2079 miles

Start: 16:58 Flag 17:06 End: 17:07

BMCRC - MRO Championships 2020 - Rnd 1 @ Brands Hatch Indy

Team Respro MRO 600 inc Clubman 600 & BMCRC Rookie 600

RACE 17 - LAP CHART

LAP 10 @ 17:06:31.072

NO	BEHIND	LAP TIME
14		49.459
1	2.467	49.537
636	1 Lap	54.269
188	8.871	49.911
111	10.907	50.178
228	1 Lap	54.817
36	16.393	51.012
173	17.322	51.875
2	18.402	51.155
78	1 Lap	56.564
12	23.598	51.515
29	23.885	51.592
243	1 Lap	59.278
132	1 Lap	59.434
58	2 Laps	1:04.032
717	1 Lap	55.670
999	1 Lap	55.996
18	1 Lap	56.364
13	30.673	52.836
170	1 Lap	57.953
118	31.516	53.207
4	36.473	52.935
404	36.785	53.014
71	1 Lap	57.815
72	1 Lap	59.721
98	44.157	53.213
79	44.699	53.529
8	46.712	53.974
99	47.163	54.785
696	49.932	54.295
22	50.511	54.427
105	1 Lap	1:00.247
624	52.300	54.354
148	1 Lap	1:03.181

Weather / Track : Cloudy / Dry

Results can be found at www.tsl-timing.com

Page 2 of 2

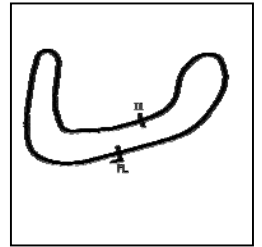
Brands Hatch Indy
Circuit Length = 1.2079 miles
Start: 16:58 Flag 17:06 End: 17:07

Printed - 17:08 Saturday, 07 March 2020

BMCRC - MRO Championships 2020 - Rnd 1 @ Brands Hatch Indy

Team Respro MRO 600 inc Clubman 600 & BMCRC Rookie 600

RACE 17 - SECTOR ANALYSIS



SECTOR 1 = FL to I1, SECTOR 2 = I1 to FL, DIFF = Difference To Personal Best Lap, P = Crossed Finish Line in Pit Lane, D = Time Disallowed

P1 14		Chris BURRAGE		Yamaha R6 - Seton tuning			
IDEAL LAP TIME : 48.873		BEST LAP TIME : 48.873		DIFFERENCE : 0.000			
LAP	SECTOR 1	SECTOR 2	LAP TIME	MPH	DIFF	TIME OF DAY	
1 -		20.096	56.501	76.96	7.628	16:59:04.672	
2 -	30.197	19.665	49.862	87.21	0.989	16:59:54.534	
3 -	29.702	19.535	49.237 (2)	88.31	0.364	17:00:43.771	
4 -	30.067	20.258	50.325	86.41	1.452	17:01:34.096	
5 -	29.446	19.427	48.873 (1)	88.97		17:02:22.969	
6 -	30.069	19.639	49.708	87.48	0.835	17:03:12.677	
7 -	29.922	19.554	49.476	87.89	0.603	17:04:02.153	
8 -	30.150	19.684	49.834	87.26	0.961	17:04:51.987	
9 -	30.081	19.545	49.626	87.62	0.753	17:05:41.613	
10 -	29.817	19.642	49.459 (3)	87.92	0.586	17:06:31.072	

P2 1		Michael MILLS		Yamaha R6 - A51 Racing			
IDEAL LAP TIME : 49.297		BEST LAP TIME : 49.309		DIFFERENCE : 0.012			
LAP	SECTOR 1	SECTOR 2	LAP TIME	MPH	DIFF	TIME OF DAY	
1 -		20.166	55.576	78.24	6.267	16:59:03.747	
2 -	30.163	19.965	50.128	86.75	0.819	16:59:53.875	
3 -	30.013	19.832	49.845 (3)	87.24	0.536	17:00:43.720	
4 -	29.949	20.515	50.464	86.17	1.155	17:01:34.184	
5 -	29.704	19.605	49.309 (1)	88.19		17:02:23.493	
6 -	30.500	19.593	50.093	86.81	0.784	17:03:13.586	
7 -	30.538	19.723	50.261	86.52	0.952	17:04:03.847	
8 -	30.276	19.896	50.172	86.67	0.863	17:04:54.019	
9 -	30.137	19.846	49.983	87.00	0.674	17:05:44.002	
10 -	29.724	19.813	49.537 (2)	87.78	0.228	17:06:33.539	

P3 188		Dawid KRAWIECKI		Yamaha R6 - Code Blue LTD & D A East Electrical			
IDEAL LAP TIME : 49.738		BEST LAP TIME : 49.831		DIFFERENCE : 0.093			
LAP	SECTOR 1	SECTOR 2	LAP TIME	MPH	DIFF	TIME OF DAY	
1 -		20.422	57.789	75.24	7.958	16:59:05.960	
2 -	30.660	19.983	50.643	85.86	0.812	16:59:56.603	
3 -	30.626	19.950	50.576	85.98	0.745	17:00:47.179	
4 -	30.347	19.913	50.260	86.52	0.429	17:01:37.439	
5 -	30.036	19.795	49.831 (1)	87.26		17:02:27.270	
6 -	30.085	20.761	50.846	85.52	1.015	17:03:18.116	
7 -	30.410	20.330	50.740	85.70	0.909	17:04:08.856	
8 -	30.163	20.014	50.177 (3)	86.66	0.346	17:04:59.033	
9 -	30.498	20.501	50.999	85.26	1.168	17:05:50.032	
10 -	29.943	19.968	49.911 (2)	87.12	0.080	17:06:39.943	

P4 111		Ryan FOLKES		Triumph 675 - Carl Harrison Motorcyle Services			
IDEAL LAP TIME : 49.968		BEST LAP TIME : 50.178		DIFFERENCE : 0.210			
LAP	SECTOR 1	SECTOR 2	LAP TIME	MPH	DIFF	TIME OF DAY	
1 -		20.481	57.009	76.27	6.831	16:59:05.180	
2 -	30.486	20.152	50.638	85.87	0.460	16:59:55.818	
3 -	30.271	20.186	50.457	86.18	0.279	17:00:46.275	
4 -	30.169	20.260	50.429 (3)	86.23	0.251	17:01:36.704	
5 -	30.026	20.158	50.184 (2)	86.65	0.006	17:02:26.888	
6 -	30.121	21.041	51.162	84.99	0.984	17:03:18.050	
7 -	30.467	21.271	51.738	84.05	1.560	17:04:09.788	
8 -	30.565	19.942	50.507	86.09	0.329	17:05:00.295	
9 -	31.035	20.471	51.506	84.42	1.328	17:05:51.801	
10 -	30.082	20.096	50.178 (1)	86.66		17:06:41.979	

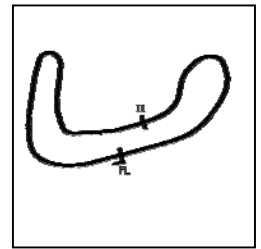
Weather / Track : Cloudy / Dry

Brands Hatch Indy
Circuit Length = 1.2079 miles
Start: 16:58 Flag 17:06 End: 17:07

BMCRC - MRO Championships 2020 - Rnd 1 @ Brands Hatch Indy

Team Respro MRO 600 inc Clubman 600 & BMCRC Rookie 600

RACE 17 - SECTOR ANALYSIS



SECTOR 1 = FL to I1, SECTOR 2 = I1 to FL, DIFF = Difference To Personal Best Lap, P = Crossed Finish Line in Pit Lane, D = Time Disallowed

P5 36		Harry FOWLE		Triumph 675 - BER/ Steve Jordan Motorcycles		
IDEAL LAP TIME : 50.245		BEST LAP TIME : 50.315		DIFFERENCE : 0.070		
LAP	SECTOR 1	SECTOR 2	LAP TIME	MPH	DIFF	TIME OF DAY
1 -		20.839	58.532	74.29	8.217	16:59:06.703
2 -	31.343	20.366	51.709	84.09	1.394	16:59:58.412
3 -	30.784	20.317	51.101	85.09	0.786	17:00:49.513
4 -	30.560	20.270	50.830 (2)	85.55	0.515	17:01:40.343
5 -	31.215	20.214	51.429	84.55	1.114	17:02:31.772
6 -	30.649	20.268	50.917 (3)	85.40	0.602	17:03:22.689
7 -	31.022	20.179	51.201	84.93	0.886	17:04:13.890
8 -	31.230	21.018	52.248	83.23	1.933	17:05:06.138
9 -	30.243	20.072	50.315 (1)	86.42		17:05:56.453
10 -	31.010	20.002	51.012	85.24	0.697	17:06:47.465

P6 173		Stephen DRAPER		Yamaha R6 -		
IDEAL LAP TIME : 50.318		BEST LAP TIME : 50.318		DIFFERENCE : 0.000		
LAP	SECTOR 1	SECTOR 2	LAP TIME	MPH	DIFF	TIME OF DAY
1 -		20.938	57.946	75.04	7.628	16:59:06.117
2 -	31.569	20.634	52.203	83.30	1.885	16:59:58.320
3 -	31.277	20.322	51.599	84.27	1.281	17:00:49.919
4 -	30.787	20.371	51.158	85.00	0.840	17:01:41.077
5 -	30.825	20.146	50.971 (3)	85.31	0.653	17:02:32.048
6 -	30.648	20.046	50.694 (2)	85.78	0.376	17:03:22.742
7 -	31.028	20.172	51.200	84.93	0.882	17:04:13.942
8 -	31.257	21.002	52.259	83.21	1.941	17:05:06.201
9 -	30.396	19.922	50.318 (1)	86.42		17:05:56.519
10 -	31.701	20.174	51.875	83.82	1.557	17:06:48.394

P7 2		Andrew GILL		Kawasaki ZX6R - The Park School, RST Leathers, ROCK OIL, I		
IDEAL LAP TIME : 50.621		BEST LAP TIME : 50.703		DIFFERENCE : 0.082		
LAP	SECTOR 1	SECTOR 2	LAP TIME	MPH	DIFF	TIME OF DAY
1 -		20.955	58.345	74.53	7.642	16:59:06.516
2 -	31.529	20.702	52.231	83.25	1.528	16:59:58.747
3 -	31.254	20.390	51.644	84.20	0.941	17:00:50.391
4 -	30.718	20.458	51.176	84.97	0.473	17:01:41.567
5 -	30.682	20.197	50.879 (3)	85.46	0.176	17:02:32.446
6 -	30.622	20.205	50.827 (2)	85.55	0.124	17:03:23.273
7 -	31.691	19.999	51.690	84.12	0.987	17:04:14.963
8 -	30.701	21.952	52.653	82.58	1.950	17:05:07.616
9 -	30.650	20.053	50.703 (1)	85.76		17:05:58.319
10 -	31.043	20.112	51.155	85.00	0.452	17:06:49.474

P8 12 C		Cedric BLOCH		Kawasaki ZX6R - Brigit's Group & SDC Performance		
IDEAL LAP TIME : 50.957		BEST LAP TIME : 51.054		DIFFERENCE : 0.097		
LAP	SECTOR 1	SECTOR 2	LAP TIME	MPH	DIFF	TIME OF DAY
1 -		21.661	1:02.212	69.89	11.158	16:59:10.383
2 -	31.015	21.583	52.598	82.67	1.544	17:00:02.981
3 -	30.871	20.575	51.446 (3)	84.52	0.392	17:00:54.427
4 -	30.571	20.483	51.054 (1)	85.17		17:01:45.481
5 -	30.649	21.053	51.702	84.10	0.648	17:02:37.183
6 -	31.324	20.423	51.747	84.03	0.693	17:03:28.930
7 -	30.714	20.386	51.100 (2)	85.09	0.046	17:04:20.030
8 -	30.962	20.648	51.610	84.25	0.556	17:05:11.640
9 -	30.748	20.767	51.515	84.41	0.461	17:06:03.155
10 -	30.678	20.837	51.515	84.41	0.461	17:06:54.670

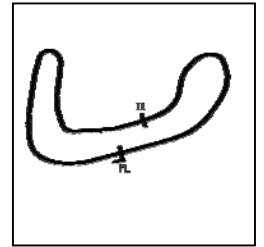
Weather / Track : Cloudy / Dry

Brands Hatch Indy
Circuit Length = 1.2079 miles
Start: 16:58 Flag 17:06 End: 17:07

BMCRC - MRO Championships 2020 - Rnd 1 @ Brands Hatch Indy

Team Respro MRO 600 inc Clubman 600 & BMCRC Rookie 600

RACE 17 - SECTOR ANALYSIS



SECTOR 1 = FL to I1, SECTOR 2 = I1 to FL, DIFF = Difference To Personal Best Lap, P = Crossed Finish Line in Pit Lane, D = Time Disallowed

P9 29 C		Charlie STONE		Kawasaki ZX6R - Loveday auto repairs			
IDEAL LAP TIME : 51.216		BEST LAP TIME : 51.415		DIFFERENCE : 0.199			
LAP	SECTOR 1	SECTOR 2	LAP TIME	MPH	DIFF	TIME OF DAY	
1 -		21.140	59.617	72.94	8.202	16:59:07.788	
2 -	31.671	20.625	52.296	83.15	0.881	17:00:00.084	
3 -	31.328	20.536	51.864	83.84	0.449	17:00:51.948	
4 -	31.430	20.851	52.281	83.17	0.866	17:01:44.229	
5 -	31.779	20.799	52.578	82.70	1.163	17:02:36.807	
6 -	31.038	20.377	51.415 (1)	84.57		17:03:28.222	
7 -	31.049	20.512	51.561 (3)	84.33	0.146	17:04:19.783	
8 -	31.296	20.739	52.035	83.57	0.620	17:05:11.818	
9 -	30.839	20.708	51.547 (2)	84.36	0.132	17:06:03.365	
10 -	30.889	20.703	51.592	84.28	0.177	17:06:54.957	

P10 13		Doug EDMONDSON		Triumph 675 - Stan Stephens Tuning			
IDEAL LAP TIME : 52.154		BEST LAP TIME : 52.243		DIFFERENCE : 0.089			
LAP	SECTOR 1	SECTOR 2	LAP TIME	MPH	DIFF	TIME OF DAY	
1 -		20.931	59.000	73.70	6.757	16:59:07.171	
2 -	31.528	20.803	52.331 (2)	83.09	0.088	16:59:59.502	
3 -	31.372	20.871	52.243 (1)	83.23		17:00:51.745	
4 -	31.351	21.040	52.391 (3)	83.00	0.148	17:01:44.136	
5 -	31.764	21.019	52.783	82.38	0.540	17:02:36.919	
6 -	31.819	21.266	53.085	81.91	0.842	17:03:30.004	
7 -	31.749	21.680	53.429	81.39	1.186	17:04:23.433	
8 -	31.965	20.927	52.892	82.21	0.649	17:05:16.325	
9 -	31.398	21.186	52.584	82.69	0.341	17:06:08.909	
10 -	31.539	21.297	52.836	82.30	0.593	17:07:01.745	

P11 118 C		Jim COYLE		Triumph 675 - Big Jim RIP			
IDEAL LAP TIME : 52.026		BEST LAP TIME : 52.084		DIFFERENCE : 0.058			
LAP	SECTOR 1	SECTOR 2	LAP TIME	MPH	DIFF	TIME OF DAY	
1 -		20.645	59.079	73.60	6.995	16:59:07.250	
2 -	31.648	20.626	52.274 (2)	83.18	0.190	16:59:59.524	
3 -	31.600	21.030	52.630 (3)	82.62	0.546	17:00:52.154	
4 -	31.400	20.684	52.084 (1)	83.49		17:01:44.238	
5 -	31.928	20.991	52.919	82.17	0.835	17:02:37.157	
6 -	31.779	21.151	52.930	82.15	0.846	17:03:30.087	
7 -	31.676	21.220	52.896	82.21	0.812	17:04:22.983	
8 -	32.604	20.761	53.365	81.48	1.281	17:05:16.348	
9 -	31.906	21.127	53.033	81.99	0.949	17:06:09.381	
10 -	32.430	20.777	53.207	81.72	1.123	17:07:02.588	

P12 4 C		Tom VAUGHAN		Yamaha R6 - Go Racing Developments			
IDEAL LAP TIME : 52.378		BEST LAP TIME : 52.417		DIFFERENCE : 0.039			
LAP	SECTOR 1	SECTOR 2	LAP TIME	MPH	DIFF	TIME OF DAY	
1 -		21.555	1:00.807	71.51	8.390	16:59:08.978	
2 -	32.778	21.490	54.268	80.13	1.851	17:00:03.246	
3 -	32.287	21.230	53.517	81.25	1.100	17:00:56.763	
4 -	32.376	20.986	53.362	81.49	0.945	17:01:50.125	
5 -	31.775	20.914	52.689 (2)	82.53	0.272	17:02:42.814	
6 -	31.973	20.855	52.828 (3)	82.31	0.411	17:03:35.642	
7 -	31.523	20.894	52.417 (1)	82.96		17:04:28.059	
8 -	32.196	21.326	53.522	81.24	1.105	17:05:21.581	
9 -	31.922	21.107	53.029	82.00	0.612	17:06:14.610	
10 -	32.020	20.915	52.935	82.14	0.518	17:07:07.545	

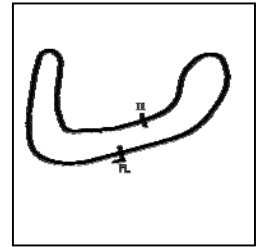
Weather / Track : Cloudy / Dry

Brands Hatch Indy
Circuit Length = 1.2079 miles
Start: 16:58 Flag 17:06 End: 17:07

BMCRC - MRO Championships 2020 - Rnd 1 @ Brands Hatch Indy

Team Respro MRO 600 inc Clubman 600 & BMCRC Rookie 600

RACE 17 - SECTOR ANALYSIS



SECTOR 1 = FL to I1, SECTOR 2 = I1 to FL, DIFF = Difference To Personal Best Lap, P = Crossed Finish Line in Pit Lane, D = Time Disallowed

P13 404 C Tommy HEMPHILL			Suzuki GSXR SRAD -			
IDEAL LAP TIME : 52.370		BEST LAP TIME : 52.370	DIFFERENCE : 0.000			
LAP	SECTOR 1	SECTOR 2	LAP TIME	MPH	DIFF	TIME OF DAY
1 -		21.501	1:00.297	72.11	7.927	16:59:08.468
2 -	32.725	21.675	54.400	79.93	2.030	17:00:02.868
3 -	32.488	21.329	53.817	80.80	1.447	17:00:56.685
4 -	32.216	21.012	53.228	81.69	0.858	17:01:49.913
5 -	32.026	21.282	53.308	81.57	0.938	17:02:43.221
6 -	31.758	21.024	52.782 (2)	82.38	0.412	17:03:36.003
7 -	31.432	20.938	52.370 (1)	83.03		17:04:28.373
8 -	32.200	21.141	53.341	81.52	0.971	17:05:21.714
9 -	31.908	21.221	53.129	81.84	0.759	17:06:14.843
10 -	32.022	20.992	53.014 (3)	82.02	0.644	17:07:07.857

P14 98 C Lee ELLIS			Yamaha R6 - Steve Jordan Motorcycles			
IDEAL LAP TIME : 52.965		BEST LAP TIME : 52.965	DIFFERENCE : 0.000			
LAP	SECTOR 1	SECTOR 2	LAP TIME	MPH	DIFF	TIME OF DAY
1 -		21.935	1:02.335	69.76	9.370	16:59:10.506
2 -	33.841	22.023	55.864	77.84	2.899	17:00:06.370
3 -	33.037	21.418	54.455	79.85	1.490	17:01:00.825
4 -	32.531	21.294	53.825	80.79	0.860	17:01:54.650
5 -	31.958	21.007	52.965 (1)	82.10		17:02:47.615
6 -	32.494	21.033	53.527	81.24	0.562	17:03:41.142
7 -	32.188	21.372	53.560	81.19	0.595	17:04:34.702
8 -	32.624	21.404	54.028	80.48	1.063	17:05:28.730
9 -	32.063	21.223	53.286 (3)	81.60	0.321	17:06:22.016
10 -	32.061	21.152	53.213 (2)	81.72	0.248	17:07:15.229

P15 79 R Philip STORROW			Kawasaki ZX6R -			
IDEAL LAP TIME : 53.072		BEST LAP TIME : 53.311	DIFFERENCE : 0.239			
LAP	SECTOR 1	SECTOR 2	LAP TIME	MPH	DIFF	TIME OF DAY
1 -		21.612	1:02.780	69.26	9.469	16:59:10.951
2 -	33.468	22.078	55.546	78.28	2.235	17:00:06.497
3 -	33.190	21.802	54.992	79.07	1.681	17:01:01.489
4 -	32.223	21.088	53.311 (1)	81.57		17:01:54.800
5 -	32.407	21.105	53.512	81.26	0.201	17:02:48.312
6 -	32.276	21.051	53.327 (2)	81.54	0.016	17:03:41.639
7 -	32.293	21.286	53.579	81.16	0.268	17:04:35.218
8 -	32.436	21.230	53.666	81.03	0.355	17:05:28.884
9 -	32.509	20.849	53.358 (3)	81.49	0.047	17:06:22.242
10 -	32.464	21.065	53.529	81.23	0.218	17:07:15.771

P16 8 C Dave SAUNDERS			Honda CBR600 -			
IDEAL LAP TIME : 53.618		BEST LAP TIME : 53.676	DIFFERENCE : 0.058			
LAP	SECTOR 1	SECTOR 2	LAP TIME	MPH	DIFF	TIME OF DAY
1 -		21.953	1:01.775	70.39	8.099	16:59:09.946
2 -	32.740	21.664	54.404	79.93	0.728	17:00:04.350
3 -	32.343	21.554	53.897 (2)	80.68	0.221	17:00:58.247
4 -	32.569	21.516	54.085	80.40	0.409	17:01:52.332
5 -	32.325	21.351	53.676 (1)	81.01		17:02:46.008
6 -	33.019	21.725	54.744	79.43	1.068	17:03:40.752
7 -	32.742	21.698	54.440	79.87	0.764	17:04:35.192
8 -	32.885	21.324	54.209	80.21	0.533	17:05:29.401
9 -	32.946	21.463	54.409	79.92	0.733	17:06:23.810
10 -	32.681	21.293	53.974 (3)	80.56	0.298	17:07:17.784

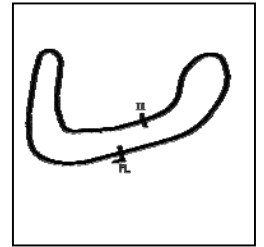
Weather / Track : Cloudy / Dry

Brands Hatch Indy
Circuit Length = 1.2079 miles
Start: 16:58 Flag 17:06 End: 17:07

BMCRC - MRO Championships 2020 - Rnd 1 @ Brands Hatch Indy

Team Respro MRO 600 inc Clubman 600 & BMCRC Rookie 600

RACE 17 - SECTOR ANALYSIS



SECTOR 1 = FL to I1, SECTOR 2 = I1 to FL, DIFF = Difference To Personal Best Lap, P = Crossed Finish Line in Pit Lane, D = Time Disallowed

P17 99 Michael SIMMONS		Yamaha R6 - Westcountry Windings				
IDEAL LAP TIME : 53.644		BEST LAP TIME : 53.644		DIFFERENCE : 0.000		
LAP	SECTOR 1	SECTOR 2	LAP TIME	MPH	DIFF	TIME OF DAY
1 -		21.453	1:00.560	71.80	6.916	16:59:08.731
2 -	32.745	21.885	54.630	79.60	0.986	17:00:03.361
3 -	32.836	21.437	54.273	80.12	0.629	17:00:57.634
4 -	32.347	21.297	53.644 (1)	81.06		17:01:51.278
5 -	32.617	21.691	54.308	80.07	0.664	17:02:45.586
6 -	33.041	21.630	54.671	79.54	1.027	17:03:40.257
7 -	32.827	21.371	54.198 (3)	80.23	0.554	17:04:34.455
8 -	32.599	21.525	54.124 (2)	80.34	0.480	17:05:28.579
9 -	33.539	21.332	54.871	79.25	1.227	17:06:23.450
10 -	33.358	21.427	54.785	79.37	1.141	17:07:18.235

P18 696 R Jason MARIETTE		Yamaha YZF-R6 -				
IDEAL LAP TIME : 53.682		BEST LAP TIME : 53.730		DIFFERENCE : 0.048		
LAP	SECTOR 1	SECTOR 2	LAP TIME	MPH	DIFF	TIME OF DAY
1 -		22.144	1:02.493	69.58	8.763	16:59:10.664
2 -	33.488	21.959	55.447	78.42	1.717	17:00:06.111
3 -	33.360	21.902	55.262	78.69	1.532	17:01:01.373
4 -	33.422	21.422	54.844	79.29	1.114	17:01:56.217
5 -	32.397	21.713	54.110	80.36	0.380	17:02:50.327
6 -	33.162	21.542	54.704	79.49	0.974	17:03:45.031
7 -	32.747	21.343	54.090 (3)	80.39	0.360	17:04:39.121
8 -	32.445	21.285	53.730 (1)	80.93		17:05:32.851
9 -	32.473	21.385	53.858 (2)	80.74	0.128	17:06:26.709
10 -	32.690	21.605	54.295	80.09	0.565	17:07:21.004

P19 22 C Toby TRUNDLE		Triumph 675 - Harris Motorcycles - Harlow				
IDEAL LAP TIME : 53.421		BEST LAP TIME : 53.421		DIFFERENCE : 0.000		
LAP	SECTOR 1	SECTOR 2	LAP TIME	MPH	DIFF	TIME OF DAY
1 -		22.215	1:03.729	68.23	10.308	16:59:11.900
2 -	33.282	21.764	55.046	78.99	1.625	17:00:06.946
3 -	33.510	21.600	55.110	78.90	1.689	17:01:02.056
4 -	33.085	21.628	54.713	79.48	1.292	17:01:56.769
5 -	32.325	21.929	54.254	80.15	0.833	17:02:51.023
6 -	32.959	21.854	54.813	79.33	1.392	17:03:45.836
7 -	32.859	21.375	54.234 (3)	80.18	0.813	17:04:40.070
8 -	32.325	21.340	53.665 (2)	81.03	0.244	17:05:33.735
9 -	32.227	21.194	53.421 (1)	81.40		17:06:27.156
10 -	32.415	22.012	54.427	79.89	1.006	17:07:21.583

P20 624 C Matthew FEDRICK		Yamaha R6 - Matthew Fedrick farriers ltd/TBR performance				
IDEAL LAP TIME : 53.763		BEST LAP TIME : 54.030		DIFFERENCE : 0.267		
LAP	SECTOR 1	SECTOR 2	LAP TIME	MPH	DIFF	TIME OF DAY
1 -		22.453	1:03.772	68.18	9.742	16:59:11.943
2 -	33.140	21.940	55.080	78.95	1.050	17:00:07.023
3 -	33.247	21.858	55.105	78.91	1.075	17:01:02.128
4 -	33.068	21.513	54.581	79.67	0.551	17:01:56.709
5 -	32.339	21.772	54.111 (2)	80.36	0.081	17:02:50.820
6 -	33.109	21.789	54.898	79.21	0.868	17:03:45.718
7 -	32.765	21.753	54.518	79.76	0.488	17:04:40.236
8 -	33.040	21.712	54.752	79.42	0.722	17:05:34.988
9 -	32.606	21.424	54.030 (1)	80.48		17:06:29.018
10 -	32.654	21.700	54.354 (3)	80.00	0.324	17:07:23.372

Weather / Track : Cloudy / Dry

Brands Hatch Indy
Circuit Length = 1.2079 miles
Start: 16:58 Flag 17:06 End: 17:07

BMCRC - MRO Championships 2020 - Rnd 1 @ Brands Hatch Indy

Team Respro MRO 600 inc Clubman 600 & BMCRC Rookie 600

RACE 17 - SECTOR ANALYSIS



SECTOR 1 = FL to I1, SECTOR 2 = I1 to FL, DIFF = Difference To Personal Best Lap, P = Crossed Finish Line in Pit Lane, D = Time Disallowed

P21 636 R		Matthew MILLS		Kawasaki ZX6R -		
IDEAL LAP TIME : 54.016		BEST LAP TIME : 54.200		DIFFERENCE : 0.184		
LAP	SECTOR 1	SECTOR 2	LAP TIME	MPH	DIFF	TIME OF DAY
1 -		22.861	1:06.186	65.70	11.986	16:59:14.357
2 -	34.374	22.213	56.587	76.84	2.387	17:00:10.944
3 -	33.446	21.569	55.015	79.04	0.815	17:01:05.959
4 -	32.650	21.570	54.220 (2)	80.20	0.020	17:02:00.179
5 -	32.739	21.461	54.200 (1)	80.23		17:02:54.379
6 -	33.437	21.366	54.803	79.34	0.603	17:03:49.182
7 -	33.618	21.675	55.293	78.64	1.093	17:04:44.475
8 -	33.010	21.901	54.911	79.19	0.711	17:05:39.386
9 -	32.885	21.384	54.269 (3)	80.13	0.069	17:06:33.655

P22 228 R		Paul McFADDEN		Kawasaki ZX6 -		
IDEAL LAP TIME : 54.319		BEST LAP TIME : 54.688		DIFFERENCE : 0.369		
LAP	SECTOR 1	SECTOR 2	LAP TIME	MPH	DIFF	TIME OF DAY
1 -		23.496	1:09.055	62.97	14.367	16:59:17.226
2 -	36.292	22.866	59.158	73.50	4.470	17:00:16.384
3 -	34.000	21.349	55.349	78.56	0.661	17:01:11.733
4 -	33.588	21.498	55.086 (3)	78.94	0.398	17:02:06.819
5 -	34.385	22.112	56.497	76.97	1.809	17:03:03.316
6 -	34.505	21.392	55.897	77.79	1.209	17:03:59.213
7 -	33.677	21.011	54.688 (1)	79.51		17:04:53.901
8 -	33.720	21.571	55.291	78.64	0.603	17:05:49.192
9 -	33.308	21.509	54.817 (2)	79.32	0.129	17:06:44.009

P23 78 R		Scott FORBES-COWDRY		Yamaha R6 -		
IDEAL LAP TIME : 56.275		BEST LAP TIME : 56.459		DIFFERENCE : 0.184		
LAP	SECTOR 1	SECTOR 2	LAP TIME	MPH	DIFF	TIME OF DAY
1 -		22.326	1:05.211	66.68	8.752	16:59:13.382
2 -	34.580	22.389	56.969	76.33	0.510	17:00:10.351
3 -	34.907	22.041	56.948	76.36	0.489	17:01:07.299
4 -	35.125	22.186	57.311	75.87	0.852	17:02:04.610
5 -	35.499	22.498	57.997	74.97	1.538	17:03:02.607
6 -	35.879	22.490	58.369	74.50	1.910	17:04:00.976
7 -	34.764	21.695	56.459 (1)	77.02		17:04:57.435
8 -	34.827	21.774	56.601 (3)	76.82	0.142	17:05:54.036
9 -	34.737	21.827	56.564 (2)	76.87	0.105	17:06:50.600

P24 243 R		Fred DAVIS		Yamaha R6 - None		
IDEAL LAP TIME : 56.579		BEST LAP TIME : 56.608		DIFFERENCE : 0.029		
LAP	SECTOR 1	SECTOR 2	LAP TIME	MPH	DIFF	TIME OF DAY
1 -		22.433	1:04.984	66.91	8.376	16:59:13.155
2 -	35.790	22.581	58.371	74.49	1.763	17:00:11.526
3 -	34.440	22.168	56.608 (1)	76.81		17:01:08.134
4 -	34.820	22.417	57.237 (3)	75.97	0.629	17:02:05.371
5 -	35.202	22.788	57.990	74.98	1.382	17:03:03.361
6 -	35.859	22.476	58.335	74.54	1.727	17:04:01.696
7 -	35.164	22.139	57.303	75.88	0.695	17:04:58.999
8 -	34.491	22.413	56.904 (2)	76.42	0.296	17:05:55.903
9 -	36.160	23.118	59.278	73.35	2.670	17:06:55.181

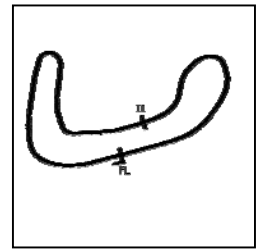
Weather / Track : Cloudy / Dry

Brands Hatch Indy
Circuit Length = 1.2079 miles
Start: 16:58 Flag 17:06 End: 17:07

BMCRC - MRO Championships 2020 - Rnd 1 @ Brands Hatch Indy

Team Respro MRO 600 inc Clubman 600 & BMCRC Rookie 600

RACE 17 - SECTOR ANALYSIS



SECTOR 1 = FL to I1, SECTOR 2 = I1 to FL, DIFF = Difference To Personal Best Lap, P = Crossed Finish Line in Pit Lane, D = Time Disallowed

P25 132 R Mitchell GILBERT		Suzuki GSXR 600 -				
IDEAL LAP TIME : 56.327		BEST LAP TIME : 56.327		DIFFERENCE : 0.000		
LAP	SECTOR 1	SECTOR 2	LAP TIME	MPH	DIFF	TIME OF DAY
1 -		22.514	1:04.410	67.51	8.083	16:59:12.581
2 -	34.827	22.756	57.583	75.51	1.256	17:00:10.164
3 -	34.431	21.896	56.327 (1)	77.20		17:01:06.491
4 -	34.548	22.635	57.183 (2)	76.04	0.856	17:02:03.674
5 -	35.208	23.509	58.717	74.06	2.390	17:03:02.391
6 -	35.634	22.994	58.628	74.17	2.301	17:04:01.019
7 -	35.002	22.355	57.357 (3)	75.81	1.030	17:04:58.376
8 -	35.234	22.700	57.934	75.06	1.607	17:05:56.310
9 -	36.175	23.259	59.434	73.16	3.107	17:06:55.744

P26 717 R Timothy WALSH		Triumph 675 - T P WALSH PHE				
IDEAL LAP TIME : 55.264		BEST LAP TIME : 55.570		DIFFERENCE : 0.306		
LAP	SECTOR 1	SECTOR 2	LAP TIME	MPH	DIFF	TIME OF DAY
1 -		23.554	1:08.877	63.13	13.307	16:59:17.048
2 -	37.314	23.425	1:00.739	71.59	5.169	17:00:17.787
3 -	37.466	23.932	1:01.398	70.82	5.828	17:01:19.185
4 -	33.871	21.699	55.570 (1)	78.25		17:02:14.755
5 -	35.064	22.996	58.060	74.89	2.490	17:03:12.815
6 -	34.472	21.987	56.459	77.02	0.889	17:04:09.274
7 -	34.686	22.595	57.281	75.91	1.711	17:05:06.555
8 -	33.894	21.919	55.813 (3)	77.91	0.243	17:06:02.368
9 -	33.565	22.105	55.670 (2)	78.11	0.100	17:06:58.038

P27 999 R William GULLIFORD		Yamaha R6 -				
IDEAL LAP TIME : 55.996		BEST LAP TIME : 55.996		DIFFERENCE : 0.000		
LAP	SECTOR 1	SECTOR 2	LAP TIME	MPH	DIFF	TIME OF DAY
1 -		24.168	1:10.252	61.89	14.256	16:59:18.423
2 -	35.725	23.499	59.224	73.42	3.228	17:00:17.647
3 -	35.821	23.219	59.040	73.65	3.044	17:01:16.687
4 -	35.024	22.920	57.944	75.04	1.948	17:02:14.631
5 -	34.602	23.251	57.853	75.16	1.857	17:03:12.484
6 -	34.044	22.662	56.706 (2)	76.68	0.710	17:04:09.190
7 -	34.522	22.751	57.273	75.92	1.277	17:05:06.463
8 -	34.316	22.660	56.976 (3)	76.32	0.980	17:06:03.439
9 -	33.837	22.159	55.996 (1)	77.65		17:06:59.435

P28 18 R Stephen LANE		Yamaha YZF -				
IDEAL LAP TIME : 56.169		BEST LAP TIME : 56.364		DIFFERENCE : 0.195		
LAP	SECTOR 1	SECTOR 2	LAP TIME	MPH	DIFF	TIME OF DAY
1 -		23.653	1:08.585	63.40	12.221	16:59:16.756
2 -	36.872	23.524	1:00.396	72.00	4.032	17:00:17.152
3 -	35.871	23.014	58.885	73.84	2.521	17:01:16.037
4 -	35.262	22.845	58.107	74.83	1.743	17:02:14.144
5 -	35.190	23.578	58.768	73.99	2.404	17:03:12.912
6 -	35.444	22.467	57.911	75.09	1.547	17:04:10.823
7 -	34.531	22.531	57.062 (2)	76.20	0.698	17:05:07.885
8 -	34.834	22.239	57.073 (3)	76.19	0.709	17:06:04.958
9 -	33.930	22.434	56.364 (1)	77.15		17:07:01.322

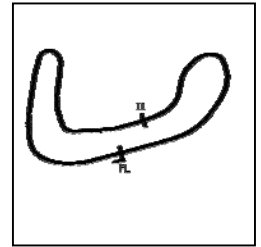
Weather / Track : Cloudy / Dry

Brands Hatch Indy
Circuit Length = 1.2079 miles
Start: 16:58 Flag 17:06 End: 17:07

BMCRC - MRO Championships 2020 - Rnd 1 @ Brands Hatch Indy

Team Respro MRO 600 inc Clubman 600 & BMCRC Rookie 600

RACE 17 - SECTOR ANALYSIS



SECTOR 1 = FL to I1, SECTOR 2 = I1 to FL, DIFF = Difference To Personal Best Lap, P = Crossed Finish Line in Pit Lane, D = Time Disallowed

P29 170 R		Paul MILLS		Yamaha R6 -		
IDEAL LAP TIME : 56.792		BEST LAP TIME : 56.792		DIFFERENCE : 0.000		
LAP	SECTOR 1	SECTOR 2	LAP TIME	MPH	DIFF	TIME OF DAY
1 -		23.771	1:08.391	63.58	11.599	16:59:16.562
2 -	36.488	23.363	59.851	72.65	3.059	17:00:16.413
3 -	35.582	23.592	59.174	73.48	2.382	17:01:15.587
4 -	35.430	22.690	58.120	74.82	1.328	17:02:13.707
5 -	35.299	23.006	58.305	74.58	1.513	17:03:12.012
6 -	35.692	22.565	58.257	74.64	1.465	17:04:10.269
7 -	34.511	22.920	57.431 (2)	75.71	0.639	17:05:07.700
8 -	34.509	22.283	56.792 (1)	76.57		17:06:04.492
9 -	35.367	22.586	57.953 (3)	75.03	1.161	17:07:02.445

P30 71 R		Adrian KNIGHT		Suzuki GSXR 600 -		
IDEAL LAP TIME : 57.144		BEST LAP TIME : 57.144		DIFFERENCE : 0.000		
LAP	SECTOR 1	SECTOR 2	LAP TIME	MPH	DIFF	TIME OF DAY
1 -		24.159	1:10.347	61.81	13.203	16:59:18.518
2 -	36.292	23.308	59.600	72.96	2.456	17:00:18.118
3 -	37.465	24.299	1:01.764	70.40	4.620	17:01:19.882
4 -	36.628	23.030	59.658	72.89	2.514	17:02:19.540
5 -	37.046	24.151	1:01.197	71.05	4.053	17:03:20.737
6 -	35.366	22.519	57.885	75.12	0.741	17:04:18.622
7 -	34.854	22.519	57.373 (2)	75.79	0.229	17:05:15.995
8 -	34.742	22.402	57.144 (1)	76.09		17:06:13.139
9 -	34.848	22.967	57.815 (3)	75.21	0.671	17:07:10.954

P31 72 R		James HEMPHILL		Yamaha R6 5EB -		
IDEAL LAP TIME : 58.539		BEST LAP TIME : 58.625		DIFFERENCE : 0.086		
LAP	SECTOR 1	SECTOR 2	LAP TIME	MPH	DIFF	TIME OF DAY
1 -		23.250	1:07.236	64.67	8.611	16:59:15.407
2 -	35.307	23.413	58.720 (2)	74.05	0.095	17:00:14.127
3 -	36.359	23.704	1:00.063	72.40	1.438	17:01:14.190
4 -	35.393	23.232	58.625 (1)	74.17		17:02:12.815
5 -	35.850	24.355	1:00.205	72.22	1.580	17:03:13.020
6 -	36.063	23.617	59.680	72.86	1.055	17:04:12.700
7 -	35.620	23.835	59.455	73.14	0.830	17:05:12.155
8 -	35.627	23.478	59.105 (3)	73.57	0.480	17:06:11.260
9 -	35.944	23.777	59.721	72.81	1.096	17:07:10.981

P32 105 R		Benjamin STONARD		Yamaha R6 -		
IDEAL LAP TIME : 59.690		BEST LAP TIME : 1:00.124		DIFFERENCE : 0.434		
LAP	SECTOR 1	SECTOR 2	LAP TIME	MPH	DIFF	TIME OF DAY
1 -		23.611	1:08.009	63.94	7.885	16:59:16.180
2 -	36.876	23.985	1:00.861	71.45	0.737	17:00:17.041
3 -	37.845	24.028	1:01.873	70.28	1.749	17:01:18.914
4 -	37.221	23.046	1:00.267 (3)	72.15	0.143	17:02:19.181
5 -	37.302	24.068	1:01.370	70.85	1.246	17:03:20.551
6 -	37.121	23.851	1:00.972	71.32	0.848	17:04:21.523
7 -	36.793	23.500	1:00.293	72.12	0.169	17:05:21.816
8 -	36.644	23.480	1:00.124 (1)	72.32		17:06:21.940
9 -	36.695	23.552	1:00.247 (2)	72.17	0.123	17:07:22.187

Weather / Track : Cloudy / Dry

Brands Hatch Indy
Circuit Length = 1.2079 miles
Start: 16:58 Flag 17:06 End: 17:07

BMCRC - MRO Championships 2020 - Rnd 1 @ Brands Hatch Indy

Team Respro MRO 600 inc Clubman 600 & BMCRC Rookie 600

RACE 17 - SECTOR ANALYSIS



SECTOR 1 = FL to I1, SECTOR 2 = I1 to FL, DIFF = Difference To Personal Best Lap, P = Crossed Finish Line in Pit Lane, D = Time Disallowed

P33 148 R		Matt SAYLE		Yamaha R6 5EB - The original body shop		
IDEAL LAP TIME : 59.763		BEST LAP TIME : 59.763		DIFFERENCE : 0.000		
LAP	SECTOR 1	SECTOR 2	LAP TIME	MPH	DIFF	TIME OF DAY
1 -		24.105	1:12.212	60.21	12.449	16:59:20.383
2 -	37.104	23.714	1:00.818 (2)	71.50	1.055	17:00:21.201
3 -	37.148	23.673	1:00.821 (3)	71.49	1.058	17:01:22.022
4 -	36.342	23.421	59.763 (1)	72.76		17:02:21.785
5 -	37.423	23.785	1:01.208	71.04	1.445	17:03:22.993
6 -	37.582	24.080	1:01.662	70.52	1.899	17:04:24.655
7 -	36.917	24.239	1:01.156	71.10	1.393	17:05:25.811
8 -	37.939	24.716	1:02.655	69.40	2.892	17:06:28.466
9 -	37.955	25.226	1:03.181	68.82	3.418	17:07:31.647

P34 58 R		Ben LOGAN		Kawasaki ZX6R -		
IDEAL LAP TIME : 1:03.213		BEST LAP TIME : 1:03.798		DIFFERENCE : 0.585		
LAP	SECTOR 1	SECTOR 2	LAP TIME	MPH	DIFF	TIME OF DAY
1 -		27.203	1:17.637	56.01	13.839	16:59:25.808
2 -	40.806	26.691	1:07.497	64.42	3.699	17:00:33.305
3 -	39.871	25.341	1:05.212	66.68	1.414	17:01:38.517
4 -	38.310	25.608	1:03.918	68.03	0.120	17:02:42.435
5 -	38.895	24.903	1:03.798 (1)	68.16		17:03:46.233
6 -	38.385	25.464	1:03.849 (2)	68.10	0.051	17:04:50.082
7 -	38.566	25.303	1:03.869 (3)	68.08	0.071	17:05:53.951
8 -	38.425	25.607	1:04.032	67.91	0.234	17:06:57.983

Weather / Track : Cloudy / Dry

Brands Hatch Indy
Circuit Length = 1.2079 miles
Start: 16:58 Flag 17:06 End: 17:07

BMCRC - MRO Championships 2020 - Rnd 1 @ Brands Hatch Indy

Team Respro MRO 600 inc Clubman 600 & BMCRC Rookie 600

RACE 17 - BEST SECTORS

SECTOR 1			SECTOR 2			IDEAL / BEST COMPARISON						
POS	NO	NAME	TIME	NO	NAME	TIME	POS	NO	NAME	IDEAL	BEST	DIFF
									PERFECT LAP	48.873		
1	14	BURRAGE	29.446	14	BURRAGE	19.427	1	14	BURRAGE	48.873	48.873	0.000
2	1	MILLS	29.704	1	MILLS	19.593	2	1	MILLS	49.297	49.309	0.012
3	188	KRAWIECKI	29.943	188	KRAWIECKI	19.795	3	188	KRAWIECKI	49.738	49.831	0.093
4	111	FOLKES	30.026	173	DRAPER	19.922	4	111	FOLKES	49.968	50.178	0.210
5	36	FOWLE	30.243	111	FOLKES	19.942	5	36	FOWLE	50.245	50.315	0.070
6	173	DRAPER	30.396	2	GILL	19.999	6	173	DRAPER	50.318	50.318	0.000
7	12	BLOCH	30.571	36	FOWLE	20.002	7	2	GILL	50.621	50.703	0.082
8	2	GILL	30.622	29	STONE	20.377	8	12	BLOCH	50.957	51.054	0.097
9	29	STONE	30.839	12	BLOCH	20.386	9	29	STONE	51.216	51.415	0.199
10	13	EDMONDSON	31.351	118	COYLE	20.626	10	118	COYLE	52.026	52.084	0.058
11	118	COYLE	31.400	13	EDMONDSON	20.803	11	13	EDMONDSON	52.154	52.243	0.089
12	404	HEMPHILL	31.432	79	STORROW	20.849	12	404	HEMPHILL	52.370	52.370	0.000
13	4	VAUGHAN	31.523	4	VAUGHAN	20.855	13	4	VAUGHAN	52.378	52.417	0.039
14	98	ELLIS	31.958	404	HEMPHILL	20.938	14	98	ELLIS	52.965	52.965	0.000
15	79	STORROW	32.223	98	ELLIS	21.007	15	79	STORROW	53.072	53.311	0.239
16	22	TRUNDLE	32.227	228	McfADDEN	21.011	16	22	TRUNDLE	53.421	53.421	0.000
17	8	SAUNDERS	32.325	22	TRUNDLE	21.194	17	8	SAUNDERS	53.618	53.676	0.058
18	624	FEDRICK	32.339	696	MARIETTE	21.285	18	99	SIMMONS	53.644	53.644	0.000
19	99	SIMMONS	32.347	8	SAUNDERS	21.293	19	696	MARIETTE	53.682	53.730	0.048
20	696	MARIETTE	32.397	99	SIMMONS	21.297	20	624	FEDRICK	53.763	54.030	0.267
21	636	MILLS	32.650	636	MILLS	21.366	21	636	MILLS	54.016	54.200	0.184
22	228	McfADDEN	33.308	624	FEDRICK	21.424	22	228	McfADDEN	54.319	54.688	0.369
23	717	WALSH	33.565	78	FORBES-COWDRY	21.695	23	717	WALSH	55.264	55.570	0.306
24	999	GULLIFORD	33.837	717	WALSH	21.699	24	999	GULLIFORD	55.996	55.996	0.000
25	18	LANE	33.930	132	GILBERT	21.896	25	18	LANE	56.169	56.364	0.195
26	132	GILBERT	34.431	243	DAVIS	22.139	26	78	FORBES-COWDRY	56.275	56.459	0.184
27	243	DAVIS	34.440	999	GULLIFORD	22.159	27	132	GILBERT	56.327	56.327	0.000
28	170	MILLS	34.509	18	LANE	22.239	28	243	DAVIS	56.579	56.608	0.029
29	78	FORBES-COWDRY	34.580	170	MILLS	22.283	29	170	MILLS	56.792	56.792	0.000
30	71	KNIGHT	34.742	71	KNIGHT	22.402	30	71	KNIGHT	57.144	57.144	0.000
31	72	HEMPHILL	35.307	105	STONARD	23.046	31	72	HEMPHILL	58.539	58.625	0.086
32	148	SAYLE	36.342	72	HEMPHILL	23.232	32	105	STONARD	59.690	1:00.124	0.434
33	105	STONARD	36.644	148	SAYLE	23.421	33	148	SAYLE	59.763	59.763	0.000
34	58	LOGAN	38.310	58	LOGAN	24.903	34	58	LOGAN	1:03.213	1:03.798	0.585

Weather / Track : Cloudy / Dry

Results can be found at www.tsl-timing.com

Brands Hatch Indy
Circuit Length = 1.2079 miles
Start: 16:58 Flag 17:06 End: 17:07

Printed - 17:08 Saturday, 07 March 2020

BMCRC - MRO Championships 2020 - Rnd 1 @ Brands Hatch Indy

Team Respro MRO 600 inc Clubman 600 & BMCRC Rookie 600

RACE 17 - STATISTICS

Competitors Started 34
Planned Start 2020-03-07 @ 17:10:00.000
Actual Start 2020-03-07 @ 16:58:08.170
Finish Time 2020-03-07 @ 17:06:31.071
Track Length 1.2079mi.
Total Laps 325
Total Distance Covered 392.5823mi.

Session Fastest Lap History

NO	CL	NAME	LAP TIME	TIME OF DAY	LAP	VEHICLE
1		Michael MILLS	50.128	16:59:53.885	2	Yamaha R6
14		Chris BURRAGE	49.862	16:59:54.547	2	Yamaha R6
1		Michael MILLS	49.845	17:00:43.730	3	Yamaha R6
14		Chris BURRAGE	49.237	17:00:43.771	3	Yamaha R6
14		Chris BURRAGE	48.873	17:02:22.983	5	Yamaha R6

Session Leader History

NO	CL	NAME	FROM LAP	LAPS LED	DISTANCE	VEHICLE
1		Michael MILLS	1	3	3.62 miles	Yamaha R6
14		Chris BURRAGE	4	7	8.45 miles	Yamaha R6

Flag History

TYPE	TIME OF DAY
GREEN	16:58:08.170
FINISH	17:06:31.071

Flag Statistics

TYPE	COUNT	TOTAL LAPS	TOTAL TIME
Green	1	10	9:26.427
Red	0	0	0.000
Safety Car	0	0	0.000
FCY	0	0	0.000

Weather / Track : Cloudy / Dry

BMCRC - MRO Championships 2020 - Rnd 1 @ Brands Hatch Indy

Team Respro MRO 600 inc Clubman 600 & BMCRC Rookie 600

RACE 17 - STATISTICS

CLASS :

9 Starters

Fastest Lap History

NO	NAME	LAP TIME	TIME OF DAY	LAP	VEHICLE
1	Michael MILLS	50.128	16:59:53.885	2	Yamaha R6
14	Chris BURRAGE	49.862	16:59:54.547	2	Yamaha R6
1	Michael MILLS	49.845	17:00:43.730	3	Yamaha R6
14	Chris BURRAGE	49.237	17:00:43.771	3	Yamaha R6
14	Chris BURRAGE	48.873	17:02:22.983	5	Yamaha R6

Leader History

NO	NAME	FROM LAP	LAPS LED	DISTANCE	VEHICLE
1	Michael MILLS	1	3	3.62 miles	Yamaha R6
14	Chris BURRAGE	4	7	8.45 miles	Yamaha R6

BMCRC - MRO Championships 2020 - Rnd 1 @ Brands Hatch Indy

Team Respro MRO 600 inc Clubman 600 & BMCRC Rookie 600

RACE 17 - STATISTICS

CLASS : C

9 Starters

Fastest Lap History

NO	NAME	LAP TIME	TIME OF DAY	LAP	VEHICLE
118	Jim COYLE	52.274	16:59:59.524	2	Triumph 675
29	Charlie STONE	51.864	17:00:51.971	3	Kawasaki ZX6R
12	Cedric BLOCH	51.446	17:00:54.436	3	Kawasaki ZX6R
12	Cedric BLOCH	51.054	17:01:45.490	4	Kawasaki ZX6R

Leader History

NO	NAME	FROM LAP	LAPS LED	DISTANCE	VEHICLE
118	Jim COYLE	1	2	2.41 miles	Triumph 675
29	Charlie STONE	3	5	6.03 miles	Kawasaki ZX6R
12	Cedric BLOCH	8	3	3.62 miles	Kawasaki ZX6R

BMCRC - MRO Championships 2020 - Rnd 1 @ Brands Hatch Indy

Team Respro MRO 600 inc Clubman 600 & BMCRC Rookie 600

RACE 17 - STATISTICS

CLASS : R

16 Starters

Fastest Lap History

NO	NAME	LAP TIME	TIME OF DAY	LAP	VEHICLE
696	Jason MARIETTE	55.447	17:00:06.134	2	Yamaha YZF-R6
696	Jason MARIETTE	55.262	17:01:01.396	3	Yamaha YZF-R6
79	Philip STORROW	54.992	17:01:01.513	3	Kawasaki ZX6R
79	Philip STORROW	53.311	17:01:54.825	4	Kawasaki ZX6R

Leader History

NO	NAME	FROM LAP	LAPS LED	DISTANCE	VEHICLE
696	Jason MARIETTE	1	3	3.62 miles	Yamaha YZF-R6
79	Philip STORROW	4	7	8.45 miles	Kawasaki ZX6R

BMCRC - MRO Championships 2020 - Rnd 1 @ Brands Hatch Indy

Team Respro MRO 600 inc Clubman 600 & BMCRC Rookie 600

RACE 8 - GRID (12 Laps)



FOR THE EDGE



CONTRACTORS LTD

ROW 12	36	96	Giovanni BELIOSSI	35	27	Stuart WICKENS	34	58	Ben LOGAN	1:03.798
ROW 11				33	105	Benjamin STONARD	32	148	Matt SAYLE	59.763
							31	72	James HEMPHILL	58.625
ROW 10	30	71	Adrian KNIGHT	29	170	Paul MILLS	28	243	Fred DAVIS	56.608
ROW 9				27	78	Scott FORBES-COWDRY	26	18	Stephen LANE	56.364
							25	132	Mitchell GILBERT	56.327
ROW 8	24	999	William GULLIFORD	23	717	Timothy WALSH	22	228	Paul McFADDEN	54.688
ROW 7				21	636	Matthew MILLS	20	624	Matthew FEDRICK	54.030
							19	696	Jason MARIETTE	53.730
ROW 6	18	8	Dave SAUNDERS	17	99	Michael SIMMONS	16	22	Toby TRUNDLE	53.421
ROW 5				15	79	Philip STORROW	14	98	Lee ELLIS	52.965
							13	4	Tom VAUGHAN	52.417
ROW 4	12	404	Tommy HEMPHILL	11	13	Doug EDMONDSON	10	118	Jim COYLE	52.084
ROW 3				9	29	Charlie STONE	8	12	Cedric BLOCH	51.054
							7	2	Andrew GILL	50.703
ROW 2	6	173	Stephen DRAPER	5	36	Harry FOWLE	4	111	Ryan FOLKES	50.178
ROW 1				3	188	Dawid KRAWIECKI	2	1	Michael MILLS	49.309
							1	14	Chris BURRAGE	48.873

Pole

Brands Hatch Indy
Circuit Length = 1.2079 miles

These results are provisional until the conclusion of any judicial and technical matters.

Clerk Of Course :	Steward :	Timekeeper :
-------------------	-----------	--------------

Results can be found at www.tsl-timing.com

Printed - 17:09 Saturday, 07 March 2020



BMCRC - MRO Championships 2020 - Rnd 1 @ Brands Hatch Indy

Team Respro MRO 600 inc Clubman 600 & BMCRC Rookie 600

RACE 8 - CLASSIFICATION



FOR THE EDGE

CONTRACTORS LTD

POS	NO	CL	PIC NAME	ENTRY	LAPS	TIME	GAP	DIFF	MPH	BEST	ON
1	188		1 Dawid KRAWIECKI	Yamaha R6 - Code Blue LTD & D A East Electrical	7	6:43.450			75.44	55.941	5
2	14		2 Chris BURRAGE	Yamaha R6 - Seton tuning	7	6:46.546	3.096	3.096	74.87	56.665	3
3	1		3 Michael MILLS	Yamaha R6 - A51 Racing	7	6:56.421	12.971	9.875	73.09	58.070	5
4	2*		4 Andrew GILL	Kawasaki ZX6R - The Park School, RST Leathers, I	7	7:03.710	20.260	7.289	71.84	58.938	6
5	12	C	1 Cedric BLOCH	Kawasaki ZX6R - Brigit's Group & SDC Performanc	7	7:07.350	23.900	3.640	71.23	59.156	3
6	36		5 Harry FOWLE	Triumph 675 - BER/ Steve Jordan Motorcycles	7	7:09.422	25.972	2.072	70.88	58.795	6
7	696	R	1 Jason MARIETTE	Yamaha YZF-R6 -	7	7:10.114	26.664	0.692	70.77	59.725	6
8	404	C	2 Tommy HEMPHILL	Yamaha GSXR SRAD -	7	7:11.416	27.966	1.302	70.55	59.489	6
9	13		6 Doug EDMONDSON	Triumph 675 - Stan Stephens Tuning	7	7:15.958	32.508	4.542	69.82	1:00.434	7
10	29	C	3 Charlie STONE	Kawasaki ZX6R - Loveday auto repairs	7	7:28.056	44.606	12.098	67.93	1:02.158	4
11	4	C	4 Tom VAUGHAN	Yamaha R6 - Go Racing Developments	6	6:46.271	1 Lap	1 Lap	64.22	1:05.726	4
12	18	R	2 Stephen LANE	Yamaha YZF -	6	6:46.658	1 Lap	0.387	64.16	1:04.232	4
13	624	C	5 Matthew FEDRICK	Yamaha R6 - Matthew Fedrick farriers ltd/TBR perfo	6	6:47.934	1 Lap	1.276	63.96	1:06.016	3
14	22	C	6 Toby TRUNDLE	Triumph 675 - Harris Motorcycles - Harlow	6	6:51.931	1 Lap	3.997	63.33	1:04.800	6
15	228	R	3 Paul McFADDEN	Kawasaki ZX6 -	6	6:52.677	1 Lap	0.746	63.22	1:04.995	6
16	243	R	4 Fred DAVIS	Yamaha R6 - None	6	6:55.394	1 Lap	2.717	62.81	1:06.241	6
17	999	R	5 William GULLIFORD	Yamaha R6 -	6	6:56.083	1 Lap	0.689	62.70	1:06.213	5
18	636	R	6 Matthew MILLS	Kawasaki ZX6R -	6	6:58.336	1 Lap	2.253	62.37	1:05.452	6
19	105	R	7 Benjamin STONARD	Yamaha R6 -	6	7:12.918	1 Lap	14.582	60.26	1:09.812	5
20	148	R	8 Matt SAYLE	Yamaha R6 5EB - The original body shop	6	7:13.359	1 Lap	0.441	60.20	1:09.885	4
21	58	R	9 Ben LOGAN	Kawasaki ZX6R -	5	6:28.372	2 Laps	1 Lap	55.98	1:15.004	5

NOT CLASSIFIED

DNF	98	C	Lee ELLIS	Yamaha R6 - Steve Jordan Motorcycles	6	6:44.705	1 Lap	0.000	64.47	1:04.048	5
DNF	8	C	Dave SAUNDERS	Honda CBR600 -	5	5:36.718	2 Laps	1 Lap	64.57	1:03.771	4
DNF	72	R	James HEMPHILL	Yamaha R6 5EB -	5	5:56.538	2 Laps	19.820	60.98	1:08.940	4
DNF	78	R	Scott FORBES-COWDRY	Yamaha R6 -	0						
DNF	111		Ryan FOLKES	Triumph 675 - Carl Harrison Motorcyle Services	0						
DNF	173		Stephen DRAPER	Yamaha R6 -	0						

FASTEST LAP

188	Dawid KRAWIECKI	Yamaha R6 - Code Blue LTD & D A East Electrical	5	55.941	77.73 mph	125.10 kph
12	Cedric BLOCH	Kawasaki ZX6R - Brigit's Group & SDC Performanc	3	59.156	73.51 mph	118.30 kph
696	R Jason MARIETTE	Yamaha YZF-R6 -	6	59.725	72.81 mph	117.17 kph

* No. 2 - Please fit a working transponder

Race stopped

Class - 92.5% of Race Speed = 69.78 mph

Class C - 92.5% of Race Speed = 65.88 mph

Class R - 92.5% of Race Speed = 65.46 mph

Brands Hatch Indy

Circuit Length = 1.2079 miles

Start: 14:14 Flag 14:21 End: 14:23

Weather / Track : Cloudy / Wet

These results are provisional until the conclusion of any judicial and technical matters.

Clerk Of Course :	Steward :	Timekeeper :
-------------------	-----------	--------------

Results can be found at www.tsl-timing.com

Printed - 14:27 Sunday, 08 March 2020



BMCRC - MRO Championships 2020 - Rnd 1 @ Brands Hatch Indy

Team Respro MRO 600 inc Clubman 600 & BMCRC Rookie 600

RACE 8 - LAP CHART

LAP 1 @ 14:15:39.624

NO	BEHIND	LAP TIME
14		1:02.770
188	0.797	1:03.567
1	1.664	1:04.434
2	2.859	1:05.629
36	3.414	1:06.184
13	4.219	1:06.989
404	4.664	1:07.434
12	4.872	1:07.642
696	4.971	1:07.741
29	8.430	1:11.200
4	9.764	1:12.534
8	10.282	1:13.052
22	12.416	1:15.186
624	12.737	1:15.507
98	13.321	1:16.091
636	14.080	1:16.850
18	14.176	1:16.946
243	14.467	1:17.237
999	15.396	1:18.166
72	16.208	1:18.978
228	16.551	1:19.321
105	18.628	1:21.398
148	19.321	1:22.091
58	23.337	1:26.107

LAP 2 @ 14:16:37.680

NO	BEHIND	LAP TIME
14		58.056
188	0.735	57.994
1	3.251	59.643
2	5.171	1:00.368
36	7.124	1:01.766
12	7.759	1:00.943
696	8.811	1:01.896
13	8.877	1:02.714
404	9.089	1:02.481
29	14.670	1:04.296
8	17.769	1:05.543
4	19.030	1:07.322
624	22.119	1:07.438
18	22.590	1:06.470
22	24.845	1:10.485
98	25.037	1:09.772
243	25.445	1:09.034
636	26.307	1:10.283
999	26.796	1:09.456
228	27.407	1:08.912
72	27.445	1:09.293
105	31.358	1:10.786
148	32.180	1:10.915
58	41.662	1:16.381

LAP 3 @ 14:17:34.345

NO	BEHIND	LAP TIME
14		56.665
188	0.927	56.857
1	5.561	58.975
2	8.149	59.643
12	10.250	59.156
36	11.325	1:00.866
696	12.222	1:00.076

404	13.863	1:01.439
13	14.824	1:02.612
29	20.908	1:02.903
8	25.530	1:04.426
4	28.469	1:06.104
624	31.470	1:06.016
18	31.850	1:05.925
98	33.476	1:05.104
22	36.179	1:07.999
243	37.437	1:08.657
636	38.656	1:09.014
228	38.873	1:08.131
999	39.264	1:09.133
72	39.903	1:09.123
105	44.616	1:09.923
148	45.526	1:10.011

LAP 4 @ 14:18:31.059

NO	BEHIND	LAP TIME
14		56.714
188	0.480	56.267
58	1 Lap	1:15.751
1	7.111	58.264
2	11.046	59.611
12	13.070	59.534
36	15.277	1:00.666
696	15.903	1:00.395
404	17.539	1:00.390
13	19.527	1:01.417
29	26.352	1:02.158
8	32.587	1:03.771
4	37.481	1:05.726
18	39.368	1:04.232
624	40.936	1:06.180
98	41.531	1:04.769
22	46.630	1:07.165
243	48.045	1:07.322
228	48.266	1:06.107
999	49.380	1:06.830
636	51.270	1:09.328
72	52.129	1:08.940

LAP 5 @ 14:19:27.480

NO	BEHIND	LAP TIME
188		55.941
14	0.557	56.978
105	1 Lap	1:10.027
148	1 Lap	1:09.885
1	8.760	58.070
2	13.647	59.022
12	16.228	59.579
36	18.942	1:00.086
696	19.337	59.855
404	21.168	1:00.050
58	1 Lap	1:15.129
13	24.355	1:01.249
29	32.136	1:02.205
8	46.092	1:09.926
18	47.610	1:04.663
4	47.890	1:06.830
98	49.158	1:04.048
624	51.009	1:06.494
22	56.505	1:06.296

LAP 6 @ 14:20:24.083

NO	BEHIND	LAP TIME
188		56.603
228	1 Lap	1:05.211
14	1.422	57.468
243	1 Lap	1:06.903
999	1 Lap	1:06.213
636	1 Lap	1:07.409
72	1 Lap	1:10.204
1	10.705	58.548
105	1 Lap	1:09.812
148	1 Lap	1:09.960
2	15.982	58.938
12	19.442	59.817
36	21.134	58.795
696	22.459	59.725
404	24.054	59.489
13	28.295	1:00.543
29	38.146	1:02.613
58	1 Lap	1:15.004

LAP 7 @ 14:21:20.304

NO	BEHIND	LAP TIME
188		56.221
98	1 Lap	1:04.921
4	1 Lap	1:07.755
14	3.096	57.895
18	1 Lap	1:08.422
624	1 Lap	1:06.299
22	1 Lap	1:04.800
228	1 Lap	1:04.995
243	1 Lap	1:06.241
999	1 Lap	1:06.285
1	12.971	58.487
636	1 Lap	1:05.452
2	20.260	1:00.499
12	23.900	1:00.679
36	25.972	1:01.059
696	26.664	1:00.426
404	27.966	1:00.133
105	1 Lap	1:10.972
148	1 Lap	1:10.497
13	32.508	1:00.434
29	44.606	1:02.681

Weather / Track : Cloudy / Wet

Results can be found at www.tsl-timing.com

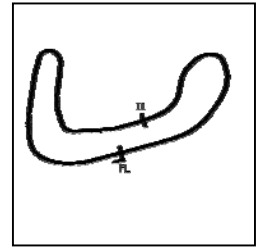
Brands Hatch Indy
Circuit Length = 1.2079 miles
Start: 14:14 Flag 14:21 End: 14:23

Printed - 14:28 Sunday, 08 March 2020

BMCRC - MRO Championships 2020 - Rnd 1 @ Brands Hatch Indy

Team Respro MRO 600 inc Clubman 600 & BMCRC Rookie 600

RACE 8 - SECTOR ANALYSIS



SECTOR 1 = FL to I1, SECTOR 2 = I1 to FL, DIFF = Difference To Personal Best Lap, P = Crossed Finish Line in Pit Lane, D = Time Disallowed

P1 188		Dawid KRAWIECKI		Yamaha R6 - Code Blue LTD & D A East Electrical		
IDEAL LAP TIME : 55.716		BEST LAP TIME : 55.941		DIFFERENCE : 0.225		
LAP	SECTOR 1	SECTOR 2	LAP TIME	MPH	DIFF	TIME OF DAY
1 -		23.398	1:03.567	68.40	7.626	14:15:40.421
2 -	34.914	23.080	57.994	74.98	2.053	14:16:38.415
3 -	34.399	22.458	56.857	76.48	0.916	14:17:35.272
4 -	33.437	22.830	56.267 (3)	77.28	0.326	14:18:31.539
5 -	33.662	22.279	55.941 (1)	77.73		14:19:27.480
6 -	33.538	23.065	56.603	76.82	0.662	14:20:24.083
7 -	33.666	22.555	56.221 (2)	77.34	0.280	14:21:20.304

P2 14		Chris BURRAGE		Yamaha R6 - Seton tuning		
IDEAL LAP TIME : 56.594		BEST LAP TIME : 56.665		DIFFERENCE : 0.071		
LAP	SECTOR 1	SECTOR 2	LAP TIME	MPH	DIFF	TIME OF DAY
1 -		23.392	1:02.770	69.27	6.105	14:15:39.624
2 -	35.023	23.033	58.056	74.90	1.391	14:16:37.680
3 -	34.076	22.589	56.665 (1)	76.74		14:17:34.345
4 -	34.005	22.709	56.714 (2)	76.67	0.049	14:18:31.059
5 -	34.180	22.798	56.978 (3)	76.32	0.313	14:19:28.037
6 -	34.824	22.644	57.468	75.67	0.803	14:20:25.505
7 -	35.091	22.804	57.895	75.11	1.230	14:21:23.400

P3 1		Michael MILLS		Yamaha R6 - A51 Racing		
IDEAL LAP TIME : 58.070		BEST LAP TIME : 58.070		DIFFERENCE : 0.000		
LAP	SECTOR 1	SECTOR 2	LAP TIME	MPH	DIFF	TIME OF DAY
1 -		24.006	1:04.434	67.48	6.364	14:15:41.288
2 -	35.980	23.663	59.643	72.91	1.573	14:16:40.931
3 -	35.506	23.469	58.975	73.73	0.905	14:17:39.906
4 -	35.063	23.201	58.264 (2)	74.63	0.194	14:18:38.170
5 -	35.059	23.011	58.070 (1)	74.88		14:19:36.240
6 -	35.414	23.134	58.548	74.27	0.478	14:20:34.788
7 -	35.419	23.068	58.487 (3)	74.35	0.417	14:21:33.275

P4 2		Andrew GILL		Kawasaki ZX6R - The Park School, RST Leathers, ROCK OIL, I		
IDEAL LAP TIME :		BEST LAP TIME : 58.938		DIFFERENCE :		
LAP	SECTOR 1	SECTOR 2	LAP TIME	MPH	DIFF	TIME OF DAY
1 -			1:05.629	66.26	6.691	14:15:42.483
2 -			1:00.368	72.03	1.430	14:16:42.851
3 -			59.643	72.91	0.705	14:17:42.494
4 -			59.611 (3)	72.94	0.673	14:18:42.105
5 -			59.022 (2)	73.67	0.084	14:19:41.127
6 -			58.938 (1)	73.78		14:20:40.065
7 -			1:00.499	71.87	1.561	14:21:40.564

P5 12 C		Cedric BLOCH		Kawasaki ZX6R - Brigit's Group & SDC Performance		
IDEAL LAP TIME : 59.113		BEST LAP TIME : 59.156		DIFFERENCE : 0.043		
LAP	SECTOR 1	SECTOR 2	LAP TIME	MPH	DIFF	TIME OF DAY
1 -		24.658	1:07.642	64.28	8.486	14:15:44.496
2 -	37.107	23.836	1:00.943	71.35	1.787	14:16:45.439
3 -	35.502	23.654	59.156 (1)	73.51		14:17:44.595
4 -	35.886	23.648	59.534 (2)	73.04	0.378	14:18:44.129
5 -	35.968	23.611	59.579 (3)	72.98	0.423	14:19:43.708
6 -	35.974	23.843	59.817	72.69	0.661	14:20:43.525
7 -	36.522	24.157	1:00.679	71.66	1.523	14:21:44.204

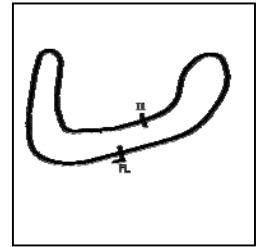
Weather / Track : Cloudy / Wet

Brands Hatch Indy
Circuit Length = 1.2079 miles
Start: 14:14 Flag 14:21 End: 14:23

BMCRC - MRO Championships 2020 - Rnd 1 @ Brands Hatch Indy

Team Respro MRO 600 inc Clubman 600 & BMCRC Rookie 600

RACE 8 - SECTOR ANALYSIS



SECTOR 1 = FL to I1, SECTOR 2 = I1 to FL, DIFF = Difference To Personal Best Lap, P = Crossed Finish Line in Pit Lane, D = Time Disallowed

P6 36 Harry FOWLE		Triumph 675 - BER/ Steve Jordan Motorcycles				
IDEAL LAP TIME : 58.795		BEST LAP TIME : 58.795		DIFFERENCE : 0.000		
LAP	SECTOR 1	SECTOR 2	LAP TIME	MPH	DIFF	TIME OF DAY
1 -		24.583	1:06.184	65.70	7.389	14:15:43.038
2 -	37.239	24.527	1:01.766	70.40	2.971	14:16:44.804
3 -	36.615	24.251	1:00.866	71.44	2.071	14:17:45.670
4 -	36.629	24.037	1:00.666 (3)	71.68	1.871	14:18:46.336
5 -	35.797	24.289	1:00.086 (2)	72.37	1.291	14:19:46.422
6 -	35.433	23.362	58.795 (1)	73.96		14:20:45.217
7 -	36.550	24.509	1:01.059	71.21	2.264	14:21:46.276

P7 696 R Jason MARIETTE		Yamaha YZF-R6 -				
IDEAL LAP TIME : 59.581		BEST LAP TIME : 59.725		DIFFERENCE : 0.144		
LAP	SECTOR 1	SECTOR 2	LAP TIME	MPH	DIFF	TIME OF DAY
1 -		24.357	1:07.741	64.19	8.016	14:15:44.595
2 -	37.642	24.254	1:01.896	70.25	2.171	14:16:46.491
3 -	36.406	23.670	1:00.076 (3)	72.38	0.351	14:17:46.567
4 -	36.666	23.729	1:00.395	72.00	0.670	14:18:46.962
5 -	36.085	23.770	59.855 (2)	72.65	0.130	14:19:46.817
6 -	36.229	23.496	59.725 (1)	72.81		14:20:46.542
7 -	36.502	23.924	1:00.426	71.96	0.701	14:21:46.968

P8 404 C Tommy HEMPHILL		Suzuki GSXR SRAD -				
IDEAL LAP TIME : 59.435		BEST LAP TIME : 59.489		DIFFERENCE : 0.054		
LAP	SECTOR 1	SECTOR 2	LAP TIME	MPH	DIFF	TIME OF DAY
1 -		24.665	1:07.434	64.48	7.945	14:15:44.288
2 -	37.803	24.678	1:02.481	69.59	2.992	14:16:46.769
3 -	36.738	24.701	1:01.439	70.77	1.950	14:17:48.208
4 -	36.543	23.847	1:00.390	72.00	0.901	14:18:48.598
5 -	36.437	23.613	1:00.050 (2)	72.41	0.561	14:19:48.648
6 -	36.077	23.412	59.489 (1)	73.09		14:20:48.137
7 -	36.023	24.110	1:00.133 (3)	72.31	0.644	14:21:48.270

P9 13 Doug EDMONDSON		Triumph 675 - Stan Stephens Tuning				
IDEAL LAP TIME : 1:00.434		BEST LAP TIME : 1:00.434		DIFFERENCE : 0.000		
LAP	SECTOR 1	SECTOR 2	LAP TIME	MPH	DIFF	TIME OF DAY
1 -		24.469	1:06.989	64.91	6.555	14:15:43.843
2 -	37.810	24.904	1:02.714	69.34	2.280	14:16:46.557
3 -	37.893	24.719	1:02.612	69.45	2.178	14:17:49.169
4 -	37.082	24.335	1:01.417	70.80	0.983	14:18:50.586
5 -	36.752	24.497	1:01.249 (3)	70.99	0.815	14:19:51.835
6 -	36.422	24.121	1:00.543 (2)	71.82	0.109	14:20:52.378
7 -	36.391	24.043	1:00.434 (1)	71.95		14:21:52.812

P10 29 C Charlie STONE		Kawasaki ZX6R - Loveday auto repairs				
IDEAL LAP TIME : 1:01.935		BEST LAP TIME : 1:02.158		DIFFERENCE : 0.223		
LAP	SECTOR 1	SECTOR 2	LAP TIME	MPH	DIFF	TIME OF DAY
1 -		26.136	1:11.200	61.07	9.042	14:15:48.054
2 -	39.053	25.243	1:04.296	67.63	2.138	14:16:52.350
3 -	38.057	24.846	1:02.903	69.13	0.745	14:17:55.253
4 -	37.493	24.665	1:02.158 (1)	69.96		14:18:57.411
5 -	37.763	24.442	1:02.205 (2)	69.90	0.047	14:19:59.616
6 -	37.749	24.864	1:02.613 (3)	69.45	0.455	14:21:02.229
7 -	38.183	24.498	1:02.681	69.37	0.523	14:22:04.910

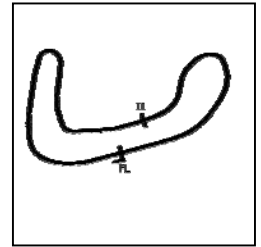
Weather / Track : Cloudy / Wet

Brands Hatch Indy
Circuit Length = 1.2079 miles
Start: 14:14 Flag 14:21 End: 14:23

BMCRC - MRO Championships 2020 - Rnd 1 @ Brands Hatch Indy

Team Respro MRO 600 inc Clubman 600 & BMCRC Rookie 600

RACE 8 - SECTOR ANALYSIS



SECTOR 1 = FL to I1, SECTOR 2 = I1 to FL, DIFF = Difference To Personal Best Lap, P = Crossed Finish Line in Pit Lane, D = Time Disallowed

P11 4 C		Tom VAUGHAN		Yamaha R6 - Go Racing Developments		
IDEAL LAP TIME : 1:04.965		BEST LAP TIME : 1:05.726		DIFFERENCE : 0.761		
LAP	SECTOR 1	SECTOR 2	LAP TIME	MPH	DIFF	TIME OF DAY
1 -		26.804	1:12.534	59.95	6.808	14:15:49.388
2 -	41.092	26.230	1:07.322	64.59	1.596	14:16:56.710
3 -	39.787	26.317	1:06.104 (2)	65.78	0.378	14:18:02.814
4 -	39.251	26.475	1:05.726 (1)	66.16		14:19:08.540
5 -	40.179	26.651	1:06.830 (3)	65.06	1.104	14:20:15.370
6 -	42.041	25.714	1:07.755	64.18	2.029	14:21:23.125

P12 18 R		Stephen LANE		Yamaha YZF -		
IDEAL LAP TIME : 1:04.134		BEST LAP TIME : 1:04.232		DIFFERENCE : 0.098		
LAP	SECTOR 1	SECTOR 2	LAP TIME	MPH	DIFF	TIME OF DAY
1 -		27.342	1:16.946	56.51	12.714	14:15:53.800
2 -	40.998	25.472	1:06.470	65.42	2.238	14:17:00.270
3 -	40.047	25.878	1:05.925 (3)	65.96	1.693	14:18:06.195
4 -	38.855	25.377	1:04.232 (1)	67.70		14:19:10.427
5 -	38.757	25.906	1:04.663 (2)	67.25	0.431	14:20:15.090
6 -	42.987	25.435	1:08.422	63.55	4.190	14:21:23.512

P13 624 C		Matthew FEDRICK		Yamaha R6 - Matthew Fedrick farriers ltd/TBR performance		
IDEAL LAP TIME : 1:06.016		BEST LAP TIME : 1:06.016		DIFFERENCE : 0.000		
LAP	SECTOR 1	SECTOR 2	LAP TIME	MPH	DIFF	TIME OF DAY
1 -		27.383	1:15.507	57.59	9.491	14:15:52.361
2 -	41.202	26.236	1:07.438	64.48	1.422	14:16:59.799
3 -	40.162	25.854	1:06.016 (1)	65.87		14:18:05.815
4 -	40.193	25.987	1:06.180 (2)	65.70	0.164	14:19:11.995
5 -	40.308	26.186	1:06.494	65.39	0.478	14:20:18.489
6 -	40.426	25.873	1:06.299 (3)	65.59	0.283	14:21:24.788

P14 22 C		Toby TRUNDLE		Triumph 675 - Harris Motorcycles - Harlow		
IDEAL LAP TIME : 1:04.800		BEST LAP TIME : 1:04.800		DIFFERENCE : 0.000		
LAP	SECTOR 1	SECTOR 2	LAP TIME	MPH	DIFF	TIME OF DAY
1 -		27.717	1:15.186	57.83	10.386	14:15:52.040
2 -	42.913	27.572	1:10.485	61.69	5.685	14:17:02.525
3 -	41.124	26.875	1:07.999	63.95	3.199	14:18:10.524
4 -	40.564	26.601	1:07.165 (3)	64.74	2.365	14:19:17.689
5 -	40.187	26.109	1:06.296 (2)	65.59	1.496	14:20:23.985
6 -	38.858	25.942	1:04.800 (1)	67.10		14:21:28.785

P15 228 R		Paul McFADDEN		Kawasaki ZX6 -		
IDEAL LAP TIME : 1:04.900		BEST LAP TIME : 1:04.995		DIFFERENCE : 0.095		
LAP	SECTOR 1	SECTOR 2	LAP TIME	MPH	DIFF	TIME OF DAY
1 -		27.968	1:19.321	54.82	14.326	14:15:56.175
2 -	41.863	27.049	1:08.912	63.10	3.917	14:17:05.087
3 -	41.032	27.099	1:08.131	63.82	3.136	14:18:13.218
4 -	39.811	26.296	1:06.107 (3)	65.78	1.112	14:19:19.325
5 -	39.420	25.791	1:05.211 (2)	66.68	0.216	14:20:24.536
6 -	39.515	25.480	1:04.995 (1)	66.90		14:21:29.531

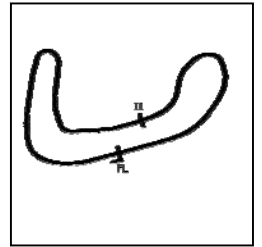
Weather / Track : Cloudy / Wet

Brands Hatch Indy
Circuit Length = 1.2079 miles
Start: 14:14 Flag 14:21 End: 14:23

BMCRC - MRO Championships 2020 - Rnd 1 @ Brands Hatch Indy

Team Respro MRO 600 inc Clubman 600 & BMCRC Rookie 600

RACE 8 - SECTOR ANALYSIS



SECTOR 1 = FL to I1, SECTOR 2 = I1 to FL, DIFF = Difference To Personal Best Lap, P = Crossed Finish Line in Pit Lane, D = Time Disallowed

P16 243 R		Fred DAVIS		Yamaha R6 - None		
IDEAL LAP TIME : 1:06.241		BEST LAP TIME : 1:06.241		DIFFERENCE : 0.000		
LAP	SECTOR 1	SECTOR 2	LAP TIME	MPH	DIFF	TIME OF DAY
1 -		27.502	1:17.237	56.30	10.996	14:15:54.091
2 -	41.719	27.315	1:09.034	62.99	2.793	14:17:03.125
3 -	41.767	26.890	1:08.657	63.33	2.416	14:18:11.782
4 -	40.852	26.470	1:07.322 (3)	64.59	1.081	14:19:19.104
5 -	40.749	26.154	1:06.903 (2)	64.99	0.662	14:20:26.007
6 -	40.696	25.545	1:06.241 (1)	65.64		14:21:32.248

P17 999 R		William GULLIFORD		Yamaha R6 -		
IDEAL LAP TIME : 1:05.432		BEST LAP TIME : 1:06.213		DIFFERENCE : 0.781		
LAP	SECTOR 1	SECTOR 2	LAP TIME	MPH	DIFF	TIME OF DAY
1 -		27.813	1:18.166	55.63	11.953	14:15:55.020
2 -	41.369	28.087	1:09.456	62.60	3.243	14:17:04.476
3 -	41.927	27.206	1:09.133	62.90	2.920	14:18:13.609
4 -	40.701	26.129	1:06.830 (3)	65.06	0.617	14:19:20.439
5 -	39.689	26.524	1:06.213 (1)	65.67		14:20:26.652
6 -	40.542	25.743	1:06.285 (2)	65.60	0.072	14:21:32.937

P18 636 R		Matthew MILLS		Kawasaki ZX6R -		
IDEAL LAP TIME : 1:05.452		BEST LAP TIME : 1:05.452		DIFFERENCE : 0.000		
LAP	SECTOR 1	SECTOR 2	LAP TIME	MPH	DIFF	TIME OF DAY
1 -		27.673	1:16.850	56.58	11.398	14:15:53.704
2 -	42.287	27.996	1:10.283	61.87	4.831	14:17:03.987
3 -	41.815	27.199	1:09.014 (3)	63.01	3.562	14:18:13.001
4 -	42.120	27.208	1:09.328	62.72	3.876	14:19:22.329
5 -	41.034	26.375	1:07.409 (2)	64.51	1.957	14:20:29.738
6 -	39.503	25.949	1:05.452 (1)	66.43		14:21:35.190

P19 105 R		Benjamin STONARD		Yamaha R6 -		
IDEAL LAP TIME : 1:09.619		BEST LAP TIME : 1:09.812		DIFFERENCE : 0.193		
LAP	SECTOR 1	SECTOR 2	LAP TIME	MPH	DIFF	TIME OF DAY
1 -		28.075	1:21.398	53.42	11.586	14:15:58.252
2 -	43.513	27.273	1:10.786	61.43	0.974	14:17:09.038
3 -	42.765	27.158	1:09.923 (2)	62.19	0.111	14:18:18.961
4 -	42.553	27.474	1:10.027 (3)	62.09	0.215	14:19:28.988
5 -	42.746	27.066	1:09.812 (1)	62.29		14:20:38.800
6 -	42.945	28.027	1:10.972	61.27	1.160	14:21:49.772

P20 148 R		Matt SAYLE		Yamaha R6 5EB - The original body shop		
IDEAL LAP TIME : 1:09.348		BEST LAP TIME : 1:09.885		DIFFERENCE : 0.537		
LAP	SECTOR 1	SECTOR 2	LAP TIME	MPH	DIFF	TIME OF DAY
1 -		27.835	1:22.091	52.97	12.206	14:15:58.945
2 -	43.202	27.713	1:10.915	61.32	1.030	14:17:09.860
3 -	42.281	27.730	1:10.011 (3)	62.11	0.126	14:18:19.871
4 -	41.816	28.069	1:09.885 (1)	62.22		14:19:29.756
5 -	42.428	27.532	1:09.960 (2)	62.15	0.075	14:20:39.716
6 -	42.113	28.384	1:10.497	61.68	0.612	14:21:50.213

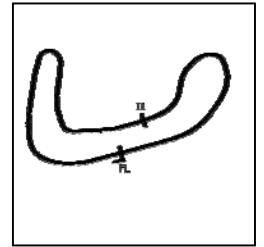
Weather / Track : Cloudy / Wet

Brands Hatch Indy
Circuit Length = 1.2079 miles
Start: 14:14 Flag 14:21 End: 14:23

BMCRC - MRO Championships 2020 - Rnd 1 @ Brands Hatch Indy

Team Respro MRO 600 inc Clubman 600 & BMCRC Rookie 600

RACE 8 - SECTOR ANALYSIS



SECTOR 1 = FL to I1, SECTOR 2 = I1 to FL, DIFF = Difference To Personal Best Lap, P = Crossed Finish Line in Pit Lane, D = Time Disallowed

P21 58 R		Ben LOGAN		Kawasaki ZX6R -		
IDEAL LAP TIME : 1:14.970		BEST LAP TIME : 1:15.004		DIFFERENCE : 0.034		
LAP	SECTOR 1	SECTOR 2	LAP TIME	MPH	DIFF	TIME OF DAY
1 -		29.532	1:26.107	50.50	11.103	14:16:02.961
2 -	46.963	29.418	1:16.381	56.93	1.377	14:17:19.342
3 -	46.467	29.284	1:15.751 (3)	57.40	0.747	14:18:35.093
4 -	45.996	29.133	1:15.129 (2)	57.88	0.125	14:19:50.222
5 -	45.903	29.101	1:15.004 (1)	57.97		14:21:05.226

P22 98 C		Lee ELLIS		Yamaha R6 - Steve Jordan Motorcycles		
IDEAL LAP TIME : 1:03.860		BEST LAP TIME : 1:04.048		DIFFERENCE : 0.188		
LAP	SECTOR 1	SECTOR 2	LAP TIME	MPH	DIFF	TIME OF DAY
1 -		27.710	1:16.091	57.14	12.043	14:15:52.945
2 -	42.916	26.856	1:09.772	62.32	5.724	14:17:02.717
3 -	39.208	25.896	1:05.104	66.79	1.056	14:18:07.821
4 -	39.183	25.586	1:04.769 (2)	67.14	0.721	14:19:12.590
5 -	39.100	24.948	1:04.048 (1)	67.89		14:20:16.638
6 -	40.161	24.760	1:04.921 (3)	66.98	0.873	14:21:21.559

P23 8 C		Dave SAUNDERS		Honda CBR600 -		
IDEAL LAP TIME : 1:03.771		BEST LAP TIME : 1:03.771		DIFFERENCE : 0.000		
LAP	SECTOR 1	SECTOR 2	LAP TIME	MPH	DIFF	TIME OF DAY
1 -		26.411	1:13.052	59.52	9.281	14:15:49.906
2 -	39.719	25.824	1:05.543 (3)	66.34	1.772	14:16:55.449
3 -	38.699	25.727	1:04.426 (2)	67.49	0.655	14:17:59.875
4 -	38.384	25.387	1:03.771 (1)	68.19		14:19:03.646
5 -	40.771	29.155	1:09.926	62.18	6.155	14:20:13.572

P24 72 R		James HEMPHILL		Yamaha R6 5EB -		
IDEAL LAP TIME : 1:08.839		BEST LAP TIME : 1:08.940		DIFFERENCE : 0.101		
LAP	SECTOR 1	SECTOR 2	LAP TIME	MPH	DIFF	TIME OF DAY
1 -		28.286	1:18.978	55.06	10.038	14:15:55.832
2 -	41.581	27.712	1:09.293 (3)	62.75	0.353	14:17:05.125
3 -	41.798	27.325	1:09.123 (2)	62.91	0.183	14:18:14.248
4 -	41.514	27.426	1:08.940 (1)	63.07		14:19:23.188
5 -	42.428	27.776	1:10.204	61.94	1.264	14:20:33.392

Weather / Track : Cloudy / Wet

Brands Hatch Indy
Circuit Length = 1.2079 miles
Start: 14:14 Flag 14:21 End: 14:23

BMCRC - MRO Championships 2020 - Rnd 1 @ Brands Hatch Indy

Team Respro MRO 600 inc Clubman 600 & BMCRC Rookie 600

RACE 8 - BEST SECTORS

SECTOR 1			SECTOR 2			IDEAL / BEST COMPARISON					
POS	NO	NAME	TIME	NO	NAME	POS	NO	NAME	IDEAL	BEST	DIFF
								PERFECT LAP	55.716		
1	188	KRAWIECKI	33.437	188	KRAWIECKI	1	188	KRAWIECKI	55.716	55.941	0.225
2	14	BURRAGE	34.005	14	BURRAGE	2	14	BURRAGE	56.594	56.665	0.071
3	1	MILLS	35.059	1	MILLS	3	1	MILLS	58.070	58.070	0.000
4	36	FOWLE	35.433	36	FOWLE	4	36	FOWLE	58.795	58.795	0.000
5	12	BLOCH	35.502	404	HEMPHILL	5	12	BLOCH	59.113	59.156	0.043
6	404	HEMPHILL	36.023	696	MARIETTE	6	404	HEMPHILL	59.435	59.489	0.054
7	696	MARIETTE	36.085	12	BLOCH	7	696	MARIETTE	59.581	59.725	0.144
8	13	EDMONDSON	36.391	13	EDMONDSON	8	13	EDMONDSON	1:00.434	1:00.434	0.000
9	29	STONE	37.493	29	STONE	9	29	STONE	1:01.935	1:02.158	0.223
10	8	SAUNDERS	38.384	98	ELLIS	10	8	SAUNDERS	1:03.771	1:03.771	0.000
11	18	LANE	38.757	18	LANE	11	98	ELLIS	1:03.860	1:04.048	0.188
12	22	TRUNDLE	38.858	8	SAUNDERS	12	18	LANE	1:04.134	1:04.232	0.098
13	98	ELLIS	39.100	228	McfADDEN	13	22	TRUNDLE	1:04.800	1:04.800	0.000
14	4	VAUGHAN	39.251	243	DAVIS	14	228	McfADDEN	1:04.900	1:04.995	0.095
15	228	McfADDEN	39.420	4	VAUGHAN	15	4	VAUGHAN	1:04.965	1:05.726	0.761
16	636	MILLS	39.503	999	GULLIFORD	16	999	GULLIFORD	1:05.432	1:06.213	0.781
17	999	GULLIFORD	39.689	624	FEDRICK	17	636	MILLS	1:05.452	1:05.452	0.000
18	624	FEDRICK	40.162	22	TRUNDLE	18	624	FEDRICK	1:06.016	1:06.016	0.000
19	243	DAVIS	40.696	636	MILLS	19	243	DAVIS	1:06.241	1:06.241	0.000
20	72	HEMPHILL	41.514	105	STONARD	20	72	HEMPHILL	1:08.839	1:08.940	0.101
21	148	SAYLE	41.816	72	HEMPHILL	21	148	SAYLE	1:09.348	1:09.885	0.537
22	105	STONARD	42.553	148	SAYLE	22	105	STONARD	1:09.619	1:09.812	0.193
23	58	LOGAN	45.869	58	LOGAN	23	58	LOGAN	1:14.970	1:15.004	0.034
24						24	2	GILL		58.938	
25											
26											
27											

Weather / Track : Cloudy / Wet

Results can be found at www.tsl-timing.com

Brands Hatch Indy
Circuit Length = 1.2079 miles
Start: 14:14 Flag 14:21 End: 14:23

Printed - 14:29 Sunday, 08 March 2020

BMCRC - MRO Championships 2020 - Rnd 1 @ Brands Hatch Indy

Team Respro MRO 600 inc Clubman 600 & BMCRC Rookie 600

RACE 8 - STATISTICS

Competitors Started 25
Planned Start 2020-03-08 @ 13:21:00.000
Actual Start 2020-03-08 @ 14:14:36.853
Finish Time 2020-03-08 @ 14:21:20.303
Track Length 1.2079mi.
Total Laps 151
Total Distance Covered 182.3997mi.

Session Fastest Lap History

NO	CL	NAME	LAP TIME	TIME OF DAY	LAP	VEHICLE
14		Chris BURRAGE	58.056	14:16:37.694	2	Yamaha R6
188		Dawid KRAWIECKI	57.994	14:16:38.439	2	Yamaha R6
14		Chris BURRAGE	56.665	14:17:34.358	3	Yamaha R6
188		Dawid KRAWIECKI	56.267	14:18:31.562	4	Yamaha R6
188		Dawid KRAWIECKI	55.941	14:19:27.503	5	Yamaha R6

Session Leader History

NO	CL	NAME	FROM LAP	LAPS LED	DISTANCE	VEHICLE
14		Chris BURRAGE	1	4	4.83 miles	Yamaha R6
188		Dawid KRAWIECKI	5	3	3.62 miles	Yamaha R6

Flag History

TYPE	TIME OF DAY
GREEN	14:14:36.853
FINISH	14:21:20.303

Flag Statistics

TYPE	COUNT	TOTAL LAPS	TOTAL TIME
Green	1	7	9:21.664
Red	0	0	0.000
Safety Car	0	0	0.000
FCY	0	0	0.000

Weather / Track : Cloudy / Wet

BMCRC - MRO Championships 2020 - Rnd 1 @ Brands Hatch Indy

Team Respro MRO 600 inc Clubman 600 & BMCRC Rookie 600

RACE 8 - STATISTICS

CLASS :

7 Starters

Fastest Lap History

NO	NAME	LAP TIME	TIME OF DAY	LAP	VEHICLE
14	Chris BURRAGE	58.056	14:16:37.694	2	Yamaha R6
188	Dawid KRAWIECKI	57.994	14:16:38.439	2	Yamaha R6
14	Chris BURRAGE	56.665	14:17:34.358	3	Yamaha R6
188	Dawid KRAWIECKI	56.267	14:18:31.562	4	Yamaha R6
188	Dawid KRAWIECKI	55.941	14:19:27.503	5	Yamaha R6

Leader History

NO	NAME	FROM LAP	LAPS LED	DISTANCE	VEHICLE
14	Chris BURRAGE	1	4	4.83 miles	Yamaha R6
188	Dawid KRAWIECKI	5	3	3.62 miles	Yamaha R6

BMCRC - MRO Championships 2020 - Rnd 1 @ Brands Hatch Indy

Team Respro MRO 600 inc Clubman 600 & BMCRC Rookie 600

RACE 8 - STATISTICS

CLASS : C

8 Starters

Fastest Lap History

NO	NAME	LAP TIME	TIME OF DAY	LAP	VEHICLE
12	Cedric BLOCH	1:00.943	14:16:45.450	2	Kawasaki ZX6R
12	Cedric BLOCH	59.156	14:17:44.606	3	Kawasaki ZX6R

Leader History

NO	NAME	FROM LAP	LAPS LED	DISTANCE	VEHICLE
404	Tommy HEMPHILL	1	1	1.20 miles	Suzuki GSXR SRAD
12	Cedric BLOCH	2	6	7.24 miles	Kawasaki ZX6R

BMCRC - MRO Championships 2020 - Rnd 1 @ Brands Hatch Indy

Team Respro MRO 600 inc Clubman 600 & BMCRC Rookie 600

RACE 8 - STATISTICS

CLASS : R

10 Starters

Fastest Lap History

NO	NAME	LAP TIME	TIME OF DAY	LAP	VEHICLE
696	Jason MARIETTE	1:01.896	14:16:46.515	2	Yamaha YZF-R6
696	Jason MARIETTE	1:00.076	14:17:46.591	3	Yamaha YZF-R6
696	Jason MARIETTE	59.855	14:19:46.840	5	Yamaha YZF-R6
696	Jason MARIETTE	59.725	14:20:46.566	6	Yamaha YZF-R6

Leader History

NO	NAME	FROM LAP	LAPS LED	DISTANCE	VEHICLE
696	Jason MARIETTE	1	7	8.45 miles	Yamaha YZF-R6

BMCRC - MRO Championships 2020 - Rnd 1 @ Brands Hatch Indy

Team Respro MRO 600 inc Clubman 600 & BMCRC Rookie 600

RACE 18 - GRID (12 Laps)



FOR THE EDGE



CONTRACTORS LTD

ROW 12	36	96	Giovanni BELIOSSI	35	27	Stuart WICKENS	34	71	Adrian KNIGHT	
ROW 11		33	170	Paul MILLS	32	132	Mitchell GILBERT	31	717	Timothy WALSH
ROW 10	30	99	Michael SIMMONS	29	79	Philip STORROW	28	118	Jim COYLE	
ROW 9		27	173	Stephen DRAPER	26	111	Ryan FOLKES	25	78	Scott FORBES-COWDRY
ROW 8		24	58	Ben LOGAN	23	148	Matt SAYLE	22	105	Benjamin STONARD
			1:15.004			1:09.885			1:09.812	
ROW 7		21	72	James HEMPHILL	20	243	Fred DAVIS	19	999	William GULLIFORD
			1:08.940			1:06.241			1:06.213	
ROW 6	18	624	Matthew FEDRICK	17	4	Tom VAUGHAN	16	636	Matthew MILLS	
			1:06.016			1:05.726			1:05.452	
ROW 5		15	228	Paul McFADDEN	14	22	Toby TRUNDLE	13	18	Stephen LANE
			1:04.995			1:04.800			1:04.232	
ROW 4	12	98	Lee ELLIS	11	8	Dave SAUNDERS	10	29	Charlie STONE	
			1:04.048			1:03.771			1:02.158	
ROW 3		9	13	Doug EDMONDSON	8	696	Jason MARIETTE	7	404	Tommy HEMPHILL
			1:00.434			59.725			59.489	
ROW 2	6	12	Cedric BLOCH	5	2	Andrew GILL	4	36	Harry FOWLE	
			59.156			58.938			58.795	
ROW 1		3	1	Michael MILLS	2	14	Chris BURRAGE	1	188	Dawid KRAWIECKI
			58.070			56.665			55.941	
									Pole	

Brands Hatch Indy
Circuit Length = 1.2079 miles

These results are provisional until the conclusion of any judicial and technical matters.

Clerk Of Course :	Steward :	Timekeeper :
-------------------	-----------	--------------

Results can be found at www.tsl-timing.com

Printed - 14:31 Sunday, 08 March 2020



BMCRC - MRO Championships 2020 - Rnd 1 @ Brands Hatch Indy

Team Respro MRO 600 inc Clubman 600 & BMCRC Rookie 600

RACE 18 - CLASSIFICATION



FOR THE **EDGE**

CONTRACTORS LTD

POS	NO	CL	PIC NAME	ENTRY	LAPS	TIME	GAP	DIFF	MPH	BEST	ON
1	1		1 Michael MILLS	Yamaha R6 - A51 Racing	9	7:50.774			83.13	50.540	8
2	14		2 Chris BURRAGE	Yamaha R6 - Seton tuning	9	7:58.190	7.416	7.416	81.84	51.613	4
3	36		3 Harry FOWLE	Triumph 675 - BER/ Steve Jordan Motorcycles	9	7:58.530	7.756	0.340	81.78	51.787	9
4	12	C	1 Cedric BLOCH	Kawasaki ZX6R - Brigit's Group & SDC Performance	9	8:04.355	13.581	5.825	80.80	51.577	9
5	29	C	2 Charlie STONE	Kawasaki ZX6R - Loveday auto repairs	9	8:04.553	13.779	0.198	80.77	51.724	9
6	188*		4 Dawid KRAWIECKI	Yamaha R6 - Code Blue LTD & D A East Electrical	9	8:06.323	15.549	1.770	80.47	52.318	8
7	2		5 Andrew GILL	Kawasaki ZX6R - The Park School, RST Leathers, f	9	8:06.659	15.885	0.336	80.42	51.622	8
8	173		6 Stephen DRAPER	Yamaha R6 -	9	8:14.223	23.449	7.564	79.18	52.582	8
9	8	C	3 Dave SAUNDERS	Honda CBR600 -	9	8:28.484	37.710	14.261	76.96	54.663	8
10	111		7 Ryan FOLKES	Triumph 675 - Carl Harrison Motorcyle Services	9	8:31.453	40.679	2.969	76.52	53.360	8
11	404	C	4 Tommy HEMPHILL	Suzuki GSXR SRAD -	9	8:35.989	45.215	4.536	75.84	54.960	8
12	22	C	5 Toby TRUNDLE	Triumph 675 - Harris Motorcycles - Harlow	9	8:39.688	48.914	3.699	75.30	55.485	8
13	696	R	1 Jason MARIETTE	Yamaha YZF-R6 -	9	8:40.318	49.544	0.630	75.21	55.224	9
14	636	R	2 Matthew MILLS	Kawasaki ZX6R -	9	8:40.477	49.703	0.159	75.19	55.155	8
15	228	R	3 Paul McFADDEN	Kawasaki ZX6 -	9	8:43.031	52.257	2.554	74.82	55.612	7
16	78	R	4 Scott FORBES-COWDRY	Yamaha R6 -	9	8:45.116	54.342	2.085	74.53	55.905	6
17	132	R	5 Mitchell GILBERT	Suzuki GSXR 600 -	8	7:57.983	1 Lap	1 Lap	72.78	56.930	7
18	18	R	6 Stephen LANE	Yamaha YZF -	8	7:58.407	1 Lap	0.424	72.71	57.993	5
19	624*	C	6 Matthew FEDRICK	Yamaha R6 - Matthew Fedrick farriers ltd/TBR perfo	8	8:04.483	1 Lap	6.076	71.80	57.065	8
20	98	C	7 Lee ELLIS	Yamaha R6 - Steve Jordan Motorcycles	8	8:13.188	1 Lap	8.705	70.53	59.384	7
21	243	R	7 Fred DAVIS	Yamaha R6 - None	8	8:22.778	1 Lap	9.590	69.19	1:00.831	8
22	72	R	8 James HEMPHILL	Yamaha R6 5EB -	8	8:35.229	1 Lap	12.451	67.52	1:02.249	7
23	105	R	9 Benjamin STONARD	Yamaha R6 -	7	7:56.738	2 Laps	1 Lap	63.85	1:06.511	3
24	148	R	10 Matt SAYLE	Yamaha R6 5EB - The original body shop	7	7:57.491	2 Laps	0.753	63.75	1:05.530	7

NOT CLASSIFIED

DNF	13		Doug EDMONDSON	Triumph 675 - Stan Stephens Tuning	8	7:42.938	1 Lap	0.000	75.14	56.016	2
DNF	4	C	Tom VAUGHAN	Yamaha R6 - Go Racing Developments	5	5:01.794	4 Laps	3 Laps	72.04	58.087	4
DNF	79	R	Philip STORROW	Kawasaki ZX6R -	5	5:08.532	4 Laps	6.738	70.47	58.363	3

FASTEST LAP

	1		Michael MILLS	Yamaha R6 - A51 Racing	8	50.540		86.04 mph	138.47 kph
	12	C	Cedric BLOCH	Kawasaki ZX6R - Brigit's Group & SDC Performance	9	51.577		84.31 mph	135.68 kph
	636	R	Matthew MILLS	Kawasaki ZX6R -	8	55.155		78.84 mph	126.88 kph

* No. 188 & 624 - No working transponder fitted

Class - 92.5% of Race Speed = 76.89 mph

Class C - 92.5% of Race Speed = 74.74 mph

Class R - 92.5% of Race Speed = 69.56 mph

Brands Hatch Indy

Circuit Length = 1.2079 miles

Start: 16:47 Flag 16:55 End: 16:56

Weather / Track : Cloudy / Dry

These results are provisional until the conclusion of any judicial and technical matters.

Clerk Of Course :	Steward :	Timekeeper :
-------------------	-----------	--------------

Results can be found at www.tsl-timing.com

Printed - 16:56 Sunday, 08 March 2020



BMCRC - MRO Championships 2020 - Rnd 1 @ Brands Hatch Indy

Team Respro MRO 600 inc Clubman 600 & BMCRC Rookie 600

RACE 18 - LAP CHART

LAP 1 @ 16:48:26.404

NO	BEHIND	LAP TIME
1		57.845
188	1.358	59.203
14	1.645	59.490
2	2.400	1:00.245
36	2.451	1:00.296
29	2.802	1:00.647
12	3.305	1:01.150
13	4.006	1:01.851
22	6.534	1:04.379
696	6.849	1:04.694
173	6.906	1:04.751
8	7.194	1:05.039
4	7.680	1:05.525
404	8.431	1:06.276
636	8.903	1:06.748
111	9.080	1:06.925
18	10.188	1:08.033
98	10.364	1:08.209
78	11.447	1:09.292
132	11.536	1:09.381
624	11.774	1:09.619
243	12.528	1:10.373
228	12.602	1:10.447
79	12.853	1:10.698
72	14.738	1:12.583
105	17.823	1:15.668
148	19.317	1:17.162

LAP 2 @ 16:49:18.767

NO	BEHIND	LAP TIME
1		52.363
188	2.788	53.793
36	2.935	52.847
14	3.385	54.103
29	4.443	54.004
2	4.681	54.644
12	4.819	53.877
13	7.659	56.016
173	10.298	55.755
22	12.226	58.055
8	12.744	57.913
696	13.210	58.724
404	15.014	58.946
4	15.055	59.738
111	15.110	58.393
636	15.410	58.870
18	16.880	59.055
78	17.871	58.787
228	18.518	58.279
132	19.571	1:00.398
98	20.209	1:02.208
624	21.687	1:02.276
79	21.786	1:01.296
243	23.565	1:03.400
72	26.664	1:04.289
105	32.821	1:07.361
148	34.280	1:07.326

LAP 3 @ 16:50:10.546

NO	BEHIND	LAP TIME
1		51.779

36	3.426	52.270
14	4.249	52.643
188	5.600	54.591
29	5.781	53.117
12	5.983	52.943
2	7.826	54.924
173	12.501	53.982
13	12.631	56.751
8	15.827	54.862
22	17.667	57.220
696	18.889	57.458
404	19.685	56.450
111	19.768	56.437
636	22.219	58.588
4	22.329	59.053
78	23.698	57.606
18	24.352	59.251
228	24.802	58.063
132	27.337	59.545
79	28.370	58.363
98	30.708	1:02.278
624	30.816	1:00.908
243	33.776	1:01.990
72	37.976	1:03.091
105	47.553	1:06.511
148	49.047	1:06.546

LAP 4 @ 16:51:02.088

NO	BEHIND	LAP TIME
1		51.542
36	4.199	52.315
14	4.320	51.613
188	6.933	52.875
29	7.192	52.953
12	8.373	53.932
2	10.430	54.146
173	14.656	53.697
13	18.706	57.617
8	19.093	54.808
22	23.633	57.508
111	23.825	55.599
696	24.603	57.256
404	24.863	56.720
636	27.484	56.807
4	28.874	58.087
78	29.483	57.327
228	29.712	56.452
18	30.912	58.102
132	33.791	57.996
79	35.853	59.025
624	37.850	58.576
98	39.908	1:00.742
243	44.216	1:01.982
72	49.336	1:02.902

LAP 5 @ 16:51:54.056

NO	BEHIND	LAP TIME
1		51.968
14	4.142	51.790
36	4.864	52.633
188	9.319	54.354
29	9.527	54.303
12	9.728	53.323
105	1 Lap	1:06.812

2	11.477	53.015
148	1 Lap	1:07.636
173	16.056	53.368
8	22.063	54.938
13	23.921	57.183
22	28.518	56.853
111	28.613	56.756
404	28.938	56.043
696	29.588	56.953
636	31.376	55.860
78	34.106	56.591
228	34.514	56.770
4	36.297	59.391
18	36.937	57.993
132	40.268	58.445
79	43.035	59.150
624	43.970	58.088
98	48.516	1:00.576

LAP 6 @ 16:52:45.533

NO	BEHIND	LAP TIME
1		51.477
243	1 Lap	1:01.617
14	5.541	52.876
36	6.001	52.614
72	1 Lap	1:03.294
12	10.832	52.581
29	10.952	52.902
188	10.957	53.115
2	12.467	52.467
173	18.138	53.559
8	26.150	55.564
105	1 Lap	1:07.007
148	1 Lap	1:05.656
13	29.445	57.001
111	30.822	53.686
404	32.864	55.403
22	34.071	57.030
696	34.392	56.281
636	35.121	55.222
78	38.534	55.905
228	38.705	55.668
18	44.320	58.860
132	46.554	57.763

LAP 7 @ 16:53:37.385

NO	BEHIND	LAP TIME
1		51.852
624	1 Lap	59.630
98	1 Lap	59.679
14	5.447	51.758
36	6.038	51.889
12	11.554	52.574
29	11.749	52.649
243	1 Lap	1:01.750
188	12.785	53.680
2	13.916	53.301
173	19.957	53.671
72	1 Lap	1:03.990
8	29.005	54.707
111	34.196	55.226
13	36.323	58.730
404	36.840	55.828
22	39.679	57.460

696	39.827	57.287
636	40.796	57.527
105	1 Lap	1:06.741
228	42.465	55.612
148	1 Lap	1:07.635
78	43.372	56.690
18	50.502	58.034

LAP 8 @ 16:54:27.925

NO	BEHIND	LAP TIME
1		50.540
132	1 Lap	56.930
14	6.910	52.003
36	7.377	51.879
624	1 Lap	58.321
12	13.412	52.398
29	13.463	52.254
98	1 Lap	59.384
188	14.563	52.318
2	14.998	51.622
173	21.999	52.582
243	1 Lap	1:00.835
72	1 Lap	1:02.249
8	33.128	54.663
111	37.016	53.360
404	41.260	54.960
13	43.572	57.789
22	44.624	55.485
636	45.411	55.155
696	45.728	56.441
228	47.820	55.895
78	49.433	56.601

LAP 9 @ 16:55:19.333

NO	BEHIND	LAP TIME
1		51.408
105	2 Laps	1:06.638
148	2 Laps	1:05.530
132	1 Lap	57.525
14	7.416	51.914
18	1 Lap	59.079
36	7.756	51.787
12	13.581	51.577
624	1 Lap	57.065
29	13.779	51.724
188	15.549	52.394
2	15.885	52.295
98	1 Lap	1:00.112
173	23.449	52.858
243	1 Lap	1:00.831
8	37.710	55.990
111	40.679	55.071
72	1 Lap	1:02.831
404	45.215	55.363
22	48.914	55.698
696	49.544	55.224
636	49.703	55.700
228	52.257	55.845
78	54.342	56.317

Brands Hatch Indy

Circuit Length = 1.2079 miles

Start: 16:47 Flag 16:55 End: 16:56

Weather / Track : Cloudy / Dry

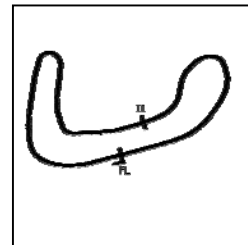
Results can be found at www.tsl-timing.com

Printed - 16:57 Sunday, 08 March 2020

BMCRC - MRO Championships 2020 - Rnd 1 @ Brands Hatch Indy

Team Respro MRO 600 inc Clubman 600 & BMCRC Rookie 600

RACE 18 - SECTOR ANALYSIS



SECTOR 1 = FL to I1, SECTOR 2 = I1 to FL, DIFF = Difference To Personal Best Lap, P = Crossed Finish Line in Pit Lane, D = Time Disallowed

P1 1		Michael MILLS		Yamaha R6 - A51 Racing			
IDEAL LAP TIME : 50.540		BEST LAP TIME : 50.540		DIFFERENCE : 0.000			
LAP	SECTOR 1	SECTOR 2	LAP TIME	MPH	DIFF	TIME OF DAY	
1 -		21.386	57.845	75.17	7.305	16:48:26.404	
2 -	31.259	21.104	52.363	83.04	1.823	16:49:18.767	
3 -	30.778	21.001	51.779	83.98	1.239	16:50:10.546	
4 -	30.723	20.819	51.542	84.37	1.002	16:51:02.088	
5 -	31.091	20.877	51.968	83.67	1.428	16:51:54.056	
6 -	30.545	20.932	51.477 (3)	84.47	0.937	16:52:45.533	
7 -	31.132	20.720	51.852	83.86	1.312	16:53:37.385	
8 -	30.159	20.381	50.540 (1)	86.04		16:54:27.925	
9 -	30.702	20.706	51.408 (2)	84.59	0.868	16:55:19.333	

P2 14		Chris BURRAGE		Yamaha R6 - Seton tuning			
IDEAL LAP TIME : 51.329		BEST LAP TIME : 51.613		DIFFERENCE : 0.284			
LAP	SECTOR 1	SECTOR 2	LAP TIME	MPH	DIFF	TIME OF DAY	
1 -		22.167	59.490	73.09	7.877	16:48:28.049	
2 -	32.667	21.436	54.103	80.37	2.490	16:49:22.152	
3 -	31.637	21.006	52.643	82.60	1.030	16:50:14.795	
4 -	31.108	20.505	51.613 (1)	84.25		16:51:06.408	
5 -	31.172	20.618	51.790 (3)	83.96	0.177	16:51:58.198	
6 -	31.239	21.637	52.876	82.24	1.263	16:52:51.074	
7 -	31.097	20.661	51.758 (2)	84.01	0.145	16:53:42.832	
8 -	31.112	20.891	52.003	83.62	0.390	16:54:34.835	
9 -	30.824	21.090	51.914	83.76	0.301	16:55:26.749	

P3 36		Harry FOWLE		Triumph 675 - BER/ Steve Jordan Motorcycles			
IDEAL LAP TIME : 51.541		BEST LAP TIME : 51.787		DIFFERENCE : 0.246			
LAP	SECTOR 1	SECTOR 2	LAP TIME	MPH	DIFF	TIME OF DAY	
1 -		22.280	1:00.296	72.12	8.509	16:48:28.855	
2 -	31.841	21.006	52.847	82.28	1.060	16:49:21.702	
3 -	30.886	21.384	52.270	83.19	0.483	16:50:13.972	
4 -	31.235	21.080	52.315	83.12	0.528	16:51:06.287	
5 -	31.573	21.060	52.633	82.62	0.846	16:51:58.920	
6 -	31.050	21.564	52.614	82.65	0.827	16:52:51.534	
7 -	31.103	20.786	51.889 (3)	83.80	0.102	16:53:43.423	
8 -	30.974	20.905	51.879 (2)	83.82	0.092	16:54:35.302	
9 -	30.755	21.032	51.787 (1)	83.97		16:55:27.089	

P4 12 C		Cedric BLOCH		Kawasaki ZX6R - Brigit's Group & SDC Performance			
IDEAL LAP TIME : 51.577		BEST LAP TIME : 51.577		DIFFERENCE : 0.000			
LAP	SECTOR 1	SECTOR 2	LAP TIME	MPH	DIFF	TIME OF DAY	
1 -		22.191	1:01.150	71.11	9.573	16:48:29.709	
2 -	31.849	22.028	53.877	80.71	2.300	16:49:23.586	
3 -	31.369	21.574	52.943	82.13	1.366	16:50:16.529	
4 -	31.587	22.345	53.932	80.63	2.355	16:51:10.461	
5 -	31.268	22.055	53.323	81.55	1.746	16:52:03.784	
6 -	31.287	21.294	52.581	82.70	1.004	16:52:56.365	
7 -	30.855	21.719	52.574 (3)	82.71	0.997	16:53:48.939	
8 -	31.005	21.393	52.398 (2)	82.99	0.821	16:54:41.337	
9 -	30.707	20.870	51.577 (1)	84.31		16:55:32.914	

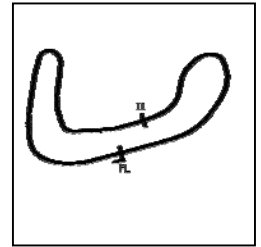
Weather / Track : Cloudy / Dry

Brands Hatch Indy
Circuit Length = 1.2079 miles
Start: 16:47 Flag 16:55 End: 16:56

BMCRC - MRO Championships 2020 - Rnd 1 @ Brands Hatch Indy

Team Respro MRO 600 inc Clubman 600 & BMCRC Rookie 600

RACE 18 - SECTOR ANALYSIS



SECTOR 1 = FL to I1, SECTOR 2 = I1 to FL, DIFF = Difference To Personal Best Lap, P = Crossed Finish Line in Pit Lane, D = Time Disallowed

P5 29 C		Charlie STONE		Kawasaki ZX6R - Loveday auto repairs		
IDEAL LAP TIME : 51.724		BEST LAP TIME : 51.724		DIFFERENCE : 0.000		
LAP	SECTOR 1	SECTOR 2	LAP TIME	MPH	DIFF	TIME OF DAY
1 -		22.295	1:00.647	71.70	8.923	16:48:29.206
2 -	32.275	21.729	54.004	80.52	2.280	16:49:23.210
3 -	31.685	21.432	53.117	81.86	1.393	16:50:16.327
4 -	31.668	21.285	52.953	82.12	1.229	16:51:09.280
5 -	31.750	22.553	54.303	80.08	2.579	16:52:03.583
6 -	31.713	21.189	52.902	82.20	1.178	16:52:56.485
7 -	31.671	20.978	52.649 (3)	82.59	0.925	16:53:49.134
8 -	31.056	21.198	52.254 (2)	83.22	0.530	16:54:41.388
9 -	30.958	20.766	51.724 (1)	84.07		16:55:33.112

P6 188		Dawid KRAWIECKI		Yamaha R6 - Code Blue LTD & D A East Electrical		
IDEAL LAP TIME :		BEST LAP TIME : 52.318		DIFFERENCE :		
LAP	SECTOR 1	SECTOR 2	LAP TIME	MPH	DIFF	TIME OF DAY
1 -			59.203	73.45	6.885	16:48:27.762
2 -			53.793	80.83	1.475	16:49:21.555
3 -			54.591	79.65	2.273	16:50:16.146
4 -			52.875 (3)	82.24	0.557	16:51:09.021
5 -			54.354	80.00	2.036	16:52:03.375
6 -			53.115	81.87	0.797	16:52:56.490
7 -			53.680	81.00	1.362	16:53:50.170
8 -			52.318 (1)	83.11		16:54:42.488
9 -			52.394 (2)	82.99	0.076	16:55:34.882

P7 2		Andrew GILL		Kawasaki ZX6R - The Park School, RST Leathers, ROCK OIL, I		
IDEAL LAP TIME : 51.622		BEST LAP TIME : 51.622		DIFFERENCE : 0.000		
LAP	SECTOR 1	SECTOR 2	LAP TIME	MPH	DIFF	TIME OF DAY
1 -		22.245	1:00.245	72.18	8.623	16:48:28.804
2 -	32.418	22.226	54.644	79.58	3.022	16:49:23.448
3 -	32.302	22.622	54.924	79.17	3.302	16:50:18.372
4 -	32.060	22.086	54.146	80.31	2.524	16:51:12.518
5 -	31.284	21.731	53.015	82.02	1.393	16:52:05.533
6 -	31.294	21.173	52.467 (3)	82.88	0.845	16:52:58.000
7 -	31.941	21.360	53.301	81.58	1.679	16:53:51.301
8 -	30.803	20.819	51.622 (1)	84.23		16:54:42.923
9 -	30.893	21.402	52.295 (2)	83.15	0.673	16:55:35.218

P8 173		Stephen DRAPER		Yamaha R6 -		
IDEAL LAP TIME : 52.534		BEST LAP TIME : 52.582		DIFFERENCE : 0.048		
LAP	SECTOR 1	SECTOR 2	LAP TIME	MPH	DIFF	TIME OF DAY
1 -		23.867	1:04.751	67.15	12.169	16:48:33.310
2 -	33.600	22.155	55.755	77.99	3.173	16:49:29.065
3 -	32.471	21.511	53.982	80.55	1.400	16:50:23.047
4 -	32.028	21.669	53.697	80.98	1.115	16:51:16.744
5 -	31.852	21.516	53.368 (3)	81.48	0.786	16:52:10.112
6 -	32.387	21.172	53.559	81.19	0.977	16:53:03.671
7 -	31.893	21.778	53.671	81.02	1.089	16:53:57.342
8 -	31.363	21.219	52.582 (1)	82.70		16:54:49.924
9 -	31.687	21.171	52.858 (2)	82.26	0.276	16:55:42.782

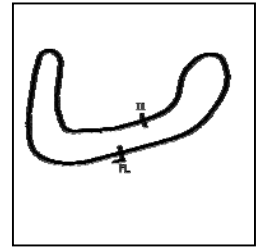
Weather / Track : Cloudy / Dry

Brands Hatch Indy
Circuit Length = 1.2079 miles
Start: 16:47 Flag 16:55 End: 16:56

BMCRC - MRO Championships 2020 - Rnd 1 @ Brands Hatch Indy

Team Respro MRO 600 inc Clubman 600 & BMCRC Rookie 600

RACE 18 - SECTOR ANALYSIS



SECTOR 1 = FL to I1, SECTOR 2 = I1 to FL, DIFF = Difference To Personal Best Lap, P = Crossed Finish Line in Pit Lane, D = Time Disallowed

P9		8 C		Dave SAUNDERS		Honda CBR600 -	
IDEAL LAP TIME : 54.557		BEST LAP TIME : 54.663		DIFFERENCE : 0.106			
LAP	SECTOR 1	SECTOR 2	LAP TIME	MPH	DIFF	TIME OF DAY	
1 -		24.374	1:05.039	66.86	10.376	16:48:33.598	
2 -	34.258	23.655	57.913	75.08	3.250	16:49:31.511	
3 -	32.711	22.151	54.862	79.26	0.199	16:50:26.373	
4 -	32.509	22.299	54.808 (3)	79.34	0.145	16:51:21.181	
5 -	32.547	22.391	54.938	79.15	0.275	16:52:16.119	
6 -	32.426	23.138	55.564	78.26	0.901	16:53:11.683	
7 -	32.484	22.223	54.707 (2)	79.48	0.044	16:54:06.390	
8 -	32.406	22.257	54.663 (1)	79.55		16:55:01.053	
9 -	33.119	22.871	55.990	77.66	1.327	16:55:57.043	

P10		111		Ryan FOLKES		Triumph 675 - Carl Harrison Motorcycle Services	
IDEAL LAP TIME : 53.329		BEST LAP TIME : 53.360		DIFFERENCE : 0.031			
LAP	SECTOR 1	SECTOR 2	LAP TIME	MPH	DIFF	TIME OF DAY	
1 -		24.205	1:06.925	64.97	13.565	16:48:35.484	
2 -	34.415	23.978	58.393	74.47	5.033	16:49:33.877	
3 -	33.843	22.594	56.437	77.05	3.077	16:50:30.314	
4 -	33.269	22.330	55.599	78.21	2.239	16:51:25.913	
5 -	33.687	23.069	56.756	76.61	3.396	16:52:22.669	
6 -	31.871	21.815	53.686 (2)	81.00	0.326	16:53:16.355	
7 -	32.905	22.321	55.226	78.74	1.866	16:54:11.581	
8 -	31.514	21.846	53.360 (1)	81.49		16:55:04.941	
9 -	32.737	22.334	55.071 (3)	78.96	1.711	16:56:00.012	

P11		404 C		Tommy HEMPHILL		Suzuki GSXR SRAD -	
IDEAL LAP TIME : 54.960		BEST LAP TIME : 54.960		DIFFERENCE : 0.000			
LAP	SECTOR 1	SECTOR 2	LAP TIME	MPH	DIFF	TIME OF DAY	
1 -		24.390	1:06.276	65.61	11.316	16:48:34.835	
2 -	34.738	24.208	58.946	73.77	3.986	16:49:33.781	
3 -	33.748	22.702	56.450	77.03	1.490	16:50:30.231	
4 -	33.697	23.023	56.720	76.66	1.760	16:51:26.951	
5 -	33.343	22.700	56.043	77.59	1.083	16:52:22.994	
6 -	33.232	22.171	55.403 (3)	78.49	0.443	16:53:18.397	
7 -	33.529	22.299	55.828	77.89	0.868	16:54:14.225	
8 -	32.862	22.098	54.960 (1)	79.12		16:55:09.185	
9 -	32.983	22.380	55.363 (2)	78.54	0.403	16:56:04.548	

P12		22 C		Toby TRUNDLE		Triumph 675 - Harris Motorcycles - Harlow	
IDEAL LAP TIME : 55.485		BEST LAP TIME : 55.485		DIFFERENCE : 0.000			
LAP	SECTOR 1	SECTOR 2	LAP TIME	MPH	DIFF	TIME OF DAY	
1 -		23.995	1:04.379	67.54	8.894	16:48:32.938	
2 -	34.596	23.459	58.055	74.90	2.570	16:49:30.993	
3 -	34.104	23.116	57.220	75.99	1.735	16:50:28.213	
4 -	34.044	23.464	57.508	75.61	2.023	16:51:25.721	
5 -	33.757	23.096	56.853 (3)	76.48	1.368	16:52:22.574	
6 -	33.847	23.183	57.030	76.25	1.545	16:53:19.604	
7 -	33.798	23.662	57.460	75.68	1.975	16:54:17.064	
8 -	32.916	22.569	55.485 (1)	78.37		16:55:12.549	
9 -	33.048	22.650	55.698 (2)	78.07	0.213	16:56:08.247	

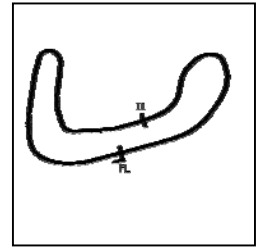
Weather / Track : Cloudy / Dry

Brands Hatch Indy
Circuit Length = 1.2079 miles
Start: 16:47 Flag 16:55 End: 16:56

BMCRC - MRO Championships 2020 - Rnd 1 @ Brands Hatch Indy

Team Respro MRO 600 inc Clubman 600 & BMCRC Rookie 600

RACE 18 - SECTOR ANALYSIS



SECTOR 1 = FL to I1, SECTOR 2 = I1 to FL, DIFF = Difference To Personal Best Lap, P = Crossed Finish Line in Pit Lane, D = Time Disallowed

P13 696 R		Jason MARIETTE		Yamaha YZF-R6 -		
IDEAL LAP TIME : 55.224		BEST LAP TIME : 55.224		DIFFERENCE : 0.000		
LAP	SECTOR 1	SECTOR 2	LAP TIME	MPH	DIFF	TIME OF DAY
1 -		24.417	1:04.694	67.21	9.470	16:48:33.253
2 -	35.747	22.977	58.724	74.05	3.500	16:49:31.977
3 -	34.305	23.153	57.458	75.68	2.234	16:50:29.435
4 -	34.358	22.898	57.256	75.95	2.032	16:51:26.691
5 -	34.361	22.592	56.953	76.35	1.729	16:52:23.644
6 -	33.589	22.692	56.281 (2)	77.26	1.057	16:53:19.925
7 -	33.980	23.307	57.287	75.90	2.063	16:54:17.212
8 -	33.842	22.599	56.441 (3)	77.04	1.217	16:55:13.653
9 -	33.129	22.095	55.224 (1)	78.74		16:56:08.877

P14 636 R		Matthew MILLS		Kawasaki ZX6R -		
IDEAL LAP TIME : 54.667		BEST LAP TIME : 55.155		DIFFERENCE : 0.488		
LAP	SECTOR 1	SECTOR 2	LAP TIME	MPH	DIFF	TIME OF DAY
1 -		24.559	1:06.748	65.14	11.593	16:48:35.307
2 -	34.628	24.242	58.870	73.86	3.715	16:49:34.177
3 -	34.850	23.738	58.588	74.22	3.433	16:50:32.765
4 -	33.831	22.976	56.807	76.55	1.652	16:51:29.572
5 -	33.050	22.810	55.860	77.84	0.705	16:52:25.432
6 -	33.351	21.871	55.222 (2)	78.74	0.067	16:53:20.654
7 -	33.424	24.103	57.527	75.59	2.372	16:54:18.181
8 -	33.056	22.099	55.155 (1)	78.84		16:55:13.336
9 -	32.796	22.904	55.700 (3)	78.07	0.545	16:56:09.036

P15 228 R		Paul McFADDEN		Kawasaki ZX6 -		
IDEAL LAP TIME : 55.413		BEST LAP TIME : 55.612		DIFFERENCE : 0.199		
LAP	SECTOR 1	SECTOR 2	LAP TIME	MPH	DIFF	TIME OF DAY
1 -		24.412	1:10.447	61.72	14.835	16:48:39.006
2 -	35.201	23.078	58.279	74.61	2.667	16:49:37.285
3 -	34.729	23.334	58.063	74.89	2.451	16:50:35.348
4 -	34.347	22.105	56.452	77.03	0.840	16:51:31.800
5 -	34.389	22.381	56.770	76.60	1.158	16:52:28.570
6 -	33.968	21.700	55.668 (2)	78.11	0.056	16:53:24.238
7 -	33.713	21.899	55.612 (1)	78.19		16:54:19.850
8 -	34.019	21.876	55.895	77.79	0.283	16:55:15.745
9 -	33.752	22.093	55.845 (3)	77.86	0.233	16:56:11.590

P16 78 R		Scott FORBES-COWDRY		Yamaha R6 -		
IDEAL LAP TIME : 55.905		BEST LAP TIME : 55.905		DIFFERENCE : 0.000		
LAP	SECTOR 1	SECTOR 2	LAP TIME	MPH	DIFF	TIME OF DAY
1 -		24.871	1:09.292	62.75	13.387	16:48:37.851
2 -	35.068	23.719	58.787	73.97	2.882	16:49:36.638
3 -	34.723	22.883	57.606	75.48	1.701	16:50:34.244
4 -	34.484	22.843	57.327	75.85	1.422	16:51:31.571
5 -	34.082	22.509	56.591 (3)	76.84	0.686	16:52:28.162
6 -	33.791	22.114	55.905 (1)	77.78		16:53:24.067
7 -	34.264	22.426	56.690	76.70	0.785	16:54:20.757
8 -	34.357	22.244	56.601	76.82	0.696	16:55:17.358
9 -	33.855	22.462	56.317 (2)	77.21	0.412	16:56:13.675

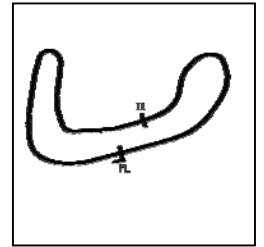
Weather / Track : Cloudy / Dry

Brands Hatch Indy
Circuit Length = 1.2079 miles
Start: 16:47 Flag 16:55 End: 16:56

BMCRC - MRO Championships 2020 - Rnd 1 @ Brands Hatch Indy

Team Respro MRO 600 inc Clubman 600 & BMCRC Rookie 600

RACE 18 - SECTOR ANALYSIS



SECTOR 1 = FL to I1, SECTOR 2 = I1 to FL, DIFF = Difference To Personal Best Lap, P = Crossed Finish Line in Pit Lane, D = Time Disallowed

P17 132 R		Mitchell GILBERT		Suzuki GSXR 600 -		
IDEAL LAP TIME : 56.891		BEST LAP TIME : 56.930		DIFFERENCE : 0.039		
LAP	SECTOR 1	SECTOR 2	LAP TIME	MPH	DIFF	TIME OF DAY
1 -		24.301	1:09.381	62.67	12.451	16:48:37.940
2 -	36.321	24.077	1:00.398	71.99	3.468	16:49:38.338
3 -	36.209	23.336	59.545	73.03	2.615	16:50:37.883
4 -	35.290	22.706	57.996	74.98	1.066	16:51:35.879
5 -	35.125	23.320	58.445	74.40	1.515	16:52:34.324
6 -	34.884	22.879	57.763 (3)	75.28	0.833	16:53:32.087
7 -	34.207	22.723	56.930 (1)	76.38		16:54:29.017
8 -	34.841	22.684	57.525 (2)	75.59	0.595	16:55:26.542

P18 18 R		Stephen LANE		Yamaha YZF -		
IDEAL LAP TIME : 57.680		BEST LAP TIME : 57.993		DIFFERENCE : 0.313		
LAP	SECTOR 1	SECTOR 2	LAP TIME	MPH	DIFF	TIME OF DAY
1 -		24.093	1:08.033	63.91	10.040	16:48:36.592
2 -	35.867	23.188	59.055	73.63	1.062	16:49:35.647
3 -	35.886	23.365	59.251	73.39	1.258	16:50:34.898
4 -	35.078	23.024	58.102 (3)	74.84	0.109	16:51:33.000
5 -	35.186	22.807	57.993 (1)	74.98		16:52:30.993
6 -	35.734	23.126	58.860	73.88	0.867	16:53:29.853
7 -	35.432	22.602	58.034 (2)	74.93	0.041	16:54:27.887
8 -	35.672	23.407	59.079	73.60	1.086	16:55:26.966

P19 624 C		Matthew FEDRICK		Yamaha R6 - Matthew Fedrick farriers ltd/TBR performance		
IDEAL LAP TIME :		BEST LAP TIME : 57.065		DIFFERENCE :		
LAP	SECTOR 1	SECTOR 2	LAP TIME	MPH	DIFF	TIME OF DAY
1 -			1:09.619	62.46	12.554	16:48:38.178
2 -			1:02.276	69.82	5.211	16:49:40.454
3 -			1:00.908	71.39	3.843	16:50:41.362
4 -			58.576	74.23	1.511	16:51:39.938
5 -			58.088 (2)	74.86	1.023	16:52:38.026
6 -			59.630	72.92	2.565	16:53:37.656
7 -			58.321 (3)	74.56	1.256	16:54:35.977
8 -			57.065 (1)	76.20		16:55:33.042

P20 98 C		Lee ELLIS		Yamaha R6 - Steve Jordan Motorcycles		
IDEAL LAP TIME : 59.053		BEST LAP TIME : 59.384		DIFFERENCE : 0.331		
LAP	SECTOR 1	SECTOR 2	LAP TIME	MPH	DIFF	TIME OF DAY
1 -		25.324	1:08.209	63.75	8.825	16:48:36.768
2 -	37.356	24.852	1:02.208	69.90	2.824	16:49:38.976
3 -	37.377	24.901	1:02.278	69.82	2.894	16:50:41.254
4 -	36.685	24.057	1:00.742	71.59	1.358	16:51:41.996
5 -	36.490	24.086	1:00.576	71.78	1.192	16:52:42.572
6 -	36.215	23.464	59.679 (2)	72.86	0.295	16:53:42.251
7 -	35.589	23.795	59.384 (1)	73.22		16:54:41.635
8 -	35.768	24.344	1:00.112 (3)	72.34	0.728	16:55:41.747

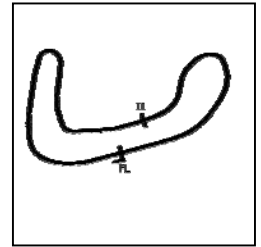
Weather / Track : Cloudy / Dry

Brands Hatch Indy
Circuit Length = 1.2079 miles
Start: 16:47 Flag 16:55 End: 16:56

BMCRC - MRO Championships 2020 - Rnd 1 @ Brands Hatch Indy

Team Respro MRO 600 inc Clubman 600 & BMCRC Rookie 600

RACE 18 - SECTOR ANALYSIS



SECTOR 1 = FL to I1, SECTOR 2 = I1 to FL, DIFF = Difference To Personal Best Lap, P = Crossed Finish Line in Pit Lane, D = Time Disallowed

P21 243 R		Fred DAVIS		Yamaha R6 - None		
IDEAL LAP TIME : 1:00.477		BEST LAP TIME : 1:00.831		DIFFERENCE : 0.354		
LAP	SECTOR 1	SECTOR 2	LAP TIME	MPH	DIFF	TIME OF DAY
1 -		25.147	1:10.373	61.79	9.542	16:48:38.932
2 -	37.920	25.480	1:03.400	68.58	2.569	16:49:42.332
3 -	37.102	24.888	1:01.990	70.15	1.159	16:50:44.322
4 -	36.407	25.575	1:01.982	70.15	1.151	16:51:46.304
5 -	37.043	24.574	1:01.617 (3)	70.57	0.786	16:52:47.921
6 -	36.739	25.011	1:01.750	70.42	0.919	16:53:49.671
7 -	36.224	24.611	1:00.835 (2)	71.48	0.004	16:54:50.506
8 -	36.578	24.253	1:00.831 (1)	71.48		16:55:51.337

P22 72 R		James HEMPHILL		Yamaha R6 5EB -		
IDEAL LAP TIME : 1:02.249		BEST LAP TIME : 1:02.249		DIFFERENCE : 0.000		
LAP	SECTOR 1	SECTOR 2	LAP TIME	MPH	DIFF	TIME OF DAY
1 -		26.189	1:12.583	59.91	10.334	16:48:41.142
2 -	38.687	25.602	1:04.289	67.64	2.040	16:49:45.431
3 -	38.058	25.033	1:03.091	68.92	0.842	16:50:48.522
4 -	37.719	25.183	1:02.902 (3)	69.13	0.653	16:51:51.424
5 -	37.875	25.419	1:03.294	68.70	1.045	16:52:54.718
6 -	38.729	25.261	1:03.990	67.95	1.741	16:53:58.708
7 -	37.323	24.926	1:02.249 (1)	69.85		16:55:00.957
8 -	37.791	25.040	1:02.831 (2)	69.21	0.582	16:56:03.788

P23 105 R		Benjamin STONARD		Yamaha R6 -		
IDEAL LAP TIME : 1:06.121		BEST LAP TIME : 1:06.511		DIFFERENCE : 0.390		
LAP	SECTOR 1	SECTOR 2	LAP TIME	MPH	DIFF	TIME OF DAY
1 -		27.167	1:15.668	57.46	9.157	16:48:44.227
2 -	40.849	26.512	1:07.361	64.55	0.850	16:49:51.588
3 -	40.296	26.215	1:06.511 (1)	65.38		16:50:58.099
4 -	40.118	26.694	1:06.812	65.08	0.301	16:52:04.911
5 -	40.389	26.618	1:07.007	64.89	0.496	16:53:11.918
6 -	39.906	26.835	1:06.741 (3)	65.15	0.230	16:54:18.659
7 -	40.229	26.409	1:06.638 (2)	65.25	0.127	16:55:25.297

P24 148 R		Matt SAYLE		Yamaha R6 5EB - The original body shop		
IDEAL LAP TIME : 1:05.530		BEST LAP TIME : 1:05.530		DIFFERENCE : 0.000		
LAP	SECTOR 1	SECTOR 2	LAP TIME	MPH	DIFF	TIME OF DAY
1 -		27.581	1:17.162	56.35	11.632	16:48:45.721
2 -	40.683	26.643	1:07.326	64.59	1.796	16:49:53.047
3 -	40.346	26.200	1:06.546 (3)	65.34	1.016	16:50:59.593
4 -	41.070	26.566	1:07.636	64.29	2.106	16:52:07.229
5 -	39.832	25.824	1:05.656 (2)	66.23	0.126	16:53:12.885
6 -	41.144	26.491	1:07.635	64.29	2.105	16:54:20.520
7 -	39.757	25.773	1:05.530 (1)	66.36		16:55:26.050

P25 13		Doug EDMONDSON		Triumph 675 - Stan Stephens Tuning		
IDEAL LAP TIME : 56.016		BEST LAP TIME : 56.016		DIFFERENCE : 0.000		
LAP	SECTOR 1	SECTOR 2	LAP TIME	MPH	DIFF	TIME OF DAY
1 -		22.965	1:01.851	70.30	5.835	16:48:30.410
2 -	33.358	22.658	56.016 (1)	77.63		16:49:26.426
3 -	33.652	23.099	56.751 (2)	76.62	0.735	16:50:23.177
4 -	34.355	23.262	57.617	75.47	1.601	16:51:20.794
5 -	34.015	23.168	57.183	76.04	1.167	16:52:17.977
6 -	33.926	23.075	57.001 (3)	76.28	0.985	16:53:14.978
7 -	35.508	23.222	58.730	74.04	2.714	16:54:13.708
8 -	34.392	23.397	57.789	75.24	1.773	16:55:11.497

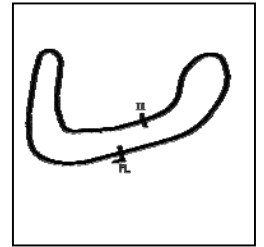
Weather / Track : Cloudy / Dry

Brands Hatch Indy
Circuit Length = 1.2079 miles
Start: 16:47 Flag 16:55 End: 16:56

BMCRC - MRO Championships 2020 - Rnd 1 @ Brands Hatch Indy

Team Respro MRO 600 inc Clubman 600 & BMCRC Rookie 600

RACE 18 - SECTOR ANALYSIS



SECTOR 1 = FL to I1, SECTOR 2 = I1 to FL, DIFF = Difference To Personal Best Lap, P = Crossed Finish Line in Pit Lane, D = Time Disallowed

P26 4 C Tom VAUGHAN		Yamaha R6 - Go Racing Developments				
IDEAL LAP TIME : 58.087		BEST LAP TIME : 58.087		DIFFERENCE : 0.000		
LAP	SECTOR 1	SECTOR 2	LAP TIME	MPH	DIFF	TIME OF DAY
1 -		24.653	1:05.525	66.36	7.438	16:48:34.084
2 -	35.188	24.550	59.738	72.79	1.651	16:49:33.822
3 -	34.895	24.158	59.053 (2)	73.63	0.966	16:50:32.875
4 -	34.679	23.408	58.087 (1)	74.86		16:51:30.962
5 -	35.968	23.423	59.391 (3)	73.21	1.304	16:52:30.353

P27 79 R Philip STORROW		Kawasaki ZX6R -				
IDEAL LAP TIME : 57.864		BEST LAP TIME : 58.363		DIFFERENCE : 0.499		
LAP	SECTOR 1	SECTOR 2	LAP TIME	MPH	DIFF	TIME OF DAY
1 -		24.107	1:10.698	61.50	12.335	16:48:39.257
2 -	36.254	25.042	1:01.296	70.94	2.933	16:49:40.553
3 -	34.659	23.704	58.363 (1)	74.50		16:50:38.916
4 -	35.820	23.205	59.025 (2)	73.67	0.662	16:51:37.941
5 -	34.844	24.306	59.150 (3)	73.51	0.787	16:52:37.091

Weather / Track : Cloudy / Dry

Results can be found at www.tsl-timing.com

Page 7 of 7

Brands Hatch Indy
Circuit Length = 1.2079 miles
Start: 16:47 Flag 16:55 End: 16:56

Printed - 16:57 Sunday, 08 March 2020

BMCRC - MRO Championships 2020 - Rnd 1 @ Brands Hatch Indy

Team Respro MRO 600 inc Clubman 600 & BMCRC Rookie 600

RACE 18 - BEST SECTORS

SECTOR 1			SECTOR 2			IDEAL / BEST COMPARISON						
POS	NO	NAME	TIME	NO	NAME	TIME	POS	NO	NAME	IDEAL	BEST	DIFF
									PERFECT LAP	50.540		
1	1	MILLS	30.159	1	MILLS	20.381	1	1	MILLS	50.540	50.540	0.000
2	12	BLOCH	30.707	14	BURRAGE	20.505	2	14	BURRAGE	51.329	51.613	0.284
3	36	FOWLE	30.755	29	STONE	20.766	3	36	FOWLE	51.541	51.787	0.246
4	2	GILL	30.803	36	FOWLE	20.786	4	12	BLOCH	51.577	51.577	0.000
5	14	BURRAGE	30.824	2	GILL	20.819	5	2	GILL	51.622	51.622	0.000
6	29	STONE	30.958	12	BLOCH	20.870	6	29	STONE	51.724	51.724	0.000
7	173	DRAPER	31.363	173	DRAPER	21.171	7	173	DRAPER	52.534	52.582	0.048
8	111	FOLKES	31.514	228	McFADDEN	21.700	8	111	FOLKES	53.329	53.360	0.031
9	8	SAUNDERS	32.406	111	FOLKES	21.815	9	8	SAUNDERS	54.557	54.663	0.106
10	636	MILLS	32.796	636	MILLS	21.871	10	636	MILLS	54.667	55.155	0.488
11	404	HEMPHILL	32.862	696	MARIETTE	22.095	11	404	HEMPHILL	54.960	54.960	0.000
12	22	TRUNDLE	32.916	404	HEMPHILL	22.098	12	696	MARIETTE	55.224	55.224	0.000
13	696	MARIETTE	33.129	78	FORBES-COWDRY	22.114	13	228	McFADDEN	55.413	55.612	0.199
14	13	EDMONDSON	33.358	8	SAUNDERS	22.151	14	22	TRUNDLE	55.485	55.485	0.000
15	228	McFADDEN	33.713	22	TRUNDLE	22.569	15	78	FORBES-COWDRY	55.905	55.905	0.000
16	78	FORBES-COWDRY	33.791	18	LANE	22.602	16	13	EDMONDSON	56.016	56.016	0.000
17	132	GILBERT	34.207	13	EDMONDSON	22.658	17	132	GILBERT	56.891	56.930	0.039
18	79	STORROW	34.659	132	GILBERT	22.684	18	18	LANE	57.680	57.993	0.313
19	4	VAUGHAN	34.679	79	STORROW	23.205	19	79	STORROW	57.864	58.363	0.499
20	18	LANE	35.078	4	VAUGHAN	23.408	20	4	VAUGHAN	58.087	58.087	0.000
21	98	ELLIS	35.589	98	ELLIS	23.464	21	98	ELLIS	59.053	59.384	0.331
22	243	DAVIS	36.224	243	DAVIS	24.253	22	243	DAVIS	1:00.477	1:00.831	0.354
23	72	HEMPHILL	37.323	72	HEMPHILL	24.926	23	72	HEMPHILL	1:02.249	1:02.249	0.000
24	148	SAYLE	39.757	148	SAYLE	25.773	24	148	SAYLE	1:05.530	1:05.530	0.000
25	105	STONARD	39.906	105	STONARD	26.215	25	105	STONARD	1:06.121	1:06.511	0.390
26							26	624	FEDRICK		57.065	
27							27	188	KRAWIECKI		52.318	

Weather / Track : Cloudy / Dry

Results can be found at www.tsl-timing.com

Brands Hatch Indy
Circuit Length = 1.2079 miles
Start: 16:47 Flag 16:55 End: 16:56

Printed - 16:57 Sunday, 08 March 2020

BMCRC - MRO Championships 2020 - Rnd 1 @ Brands Hatch Indy

Team Respro MRO 600 inc Clubman 600 & BMCRC Rookie 600

RACE 18 - STATISTICS

Competitors Started 27
Planned Start 2020-03-08 @ 16:45:00.000
Actual Start 2020-03-08 @ 16:47:28.558
Finish Time 2020-03-08 @ 16:55:19.332
Track Length 1.2079mi.
Total Laps 224
Total Distance Covered 270.5798mi.

Session Fastest Lap History

NO	CL	NAME	LAP TIME	TIME OF DAY	LAP	VEHICLE
1		Michael MILLS	52.363	16:49:18.777	2	Yamaha R6
1		Michael MILLS	51.779	16:50:10.557	3	Yamaha R6
1		Michael MILLS	51.542	16:51:02.098	4	Yamaha R6
1		Michael MILLS	51.477	16:52:45.544	6	Yamaha R6
1		Michael MILLS	50.540	16:54:27.925	8	Yamaha R6

Session Leader History

NO	CL	NAME	FROM LAP	LAPS LED	DISTANCE	VEHICLE
1		Michael MILLS	1	9	10.87 miles	Yamaha R6

Flag History

TYPE	TIME OF DAY
GREEN	16:47:28.558
FINISH	16:55:19.332

Flag Statistics

TYPE	COUNT	TOTAL LAPS	TOTAL TIME
Green	1	9	9:04.251
Red	0	0	0.000
Safety Car	0	0	0.000
FCY	0	0	0.000

Weather / Track : Cloudy / Dry

BMCRC - MRO Championships 2020 - Rnd 1 @ Brands Hatch Indy

Team Respro MRO 600 inc Clubman 600 & BMCRC Rookie 600

RACE 18 - STATISTICS

CLASS :

8 Starters

Fastest Lap History

NO	NAME	LAP TIME	TIME OF DAY	LAP	VEHICLE
1	Michael MILLS	52.363	16:49:18.777	2	Yamaha R6
1	Michael MILLS	51.779	16:50:10.557	3	Yamaha R6
1	Michael MILLS	51.542	16:51:02.098	4	Yamaha R6
1	Michael MILLS	51.477	16:52:45.544	6	Yamaha R6
1	Michael MILLS	50.540	16:54:27.925	8	Yamaha R6

Leader History

NO	NAME	FROM LAP	LAPS LED	DISTANCE	VEHICLE
1	Michael MILLS	1	9	10.87 miles	Yamaha R6

BMCRC - MRO Championships 2020 - Rnd 1 @ Brands Hatch Indy

Team Respro MRO 600 inc Clubman 600 & BMCRC Rookie 600

RACE 18 - STATISTICS

CLASS : C

8 Starters

Fastest Lap History

NO	NAME	LAP TIME	TIME OF DAY	LAP	VEHICLE
29	Charlie STONE	54.004	16:49:23.233	2	Kawasaki ZX6R
12	Cedric BLOCH	53.877	16:49:23.595	2	Kawasaki ZX6R
29	Charlie STONE	53.117	16:50:16.350	3	Kawasaki ZX6R
12	Cedric BLOCH	52.943	16:50:16.538	3	Kawasaki ZX6R
12	Cedric BLOCH	52.581	16:52:56.374	6	Kawasaki ZX6R
12	Cedric BLOCH	52.574	16:53:48.948	7	Kawasaki ZX6R
12	Cedric BLOCH	52.398	16:54:41.345	8	Kawasaki ZX6R
29	Charlie STONE	52.254	16:54:41.388	8	Kawasaki ZX6R
12	Cedric BLOCH	51.577	16:55:32.923	9	Kawasaki ZX6R

Leader History

NO	NAME	FROM LAP	LAPS LED	DISTANCE	VEHICLE
29	Charlie STONE	1	5	6.03 miles	Kawasaki ZX6R
12	Cedric BLOCH	6	4	4.83 miles	Kawasaki ZX6R

Weather / Track : Cloudy / Dry

Results can be found at www.tsl-timing.com

Page 3 of 4

Brands Hatch Indy
Circuit Length = 1.2079 miles
Start: 16:47 Flag 16:55 End: 16:56

Printed - 16:58 Sunday, 08 March 2020

BMCRC - MRO Championships 2020 - Rnd 1 @ Brands Hatch Indy

Team Respro MRO 600 inc Clubman 600 & BMCRC Rookie 600

RACE 18 - STATISTICS

CLASS : R

11 Starters

Fastest Lap History

NO	NAME	LAP TIME	TIME OF DAY	LAP	VEHICLE
696	Jason MARIETTE	58.724	16:49:32.000	2	Yamaha YZF-R6
228	Paul McFADDEN	58.279	16:49:37.307	2	Kawasaki ZX6
696	Jason MARIETTE	57.458	16:50:29.458	3	Yamaha YZF-R6
696	Jason MARIETTE	57.256	16:51:26.715	4	Yamaha YZF-R6
636	Matthew MILLS	56.807	16:51:29.596	4	Kawasaki ZX6R
228	Paul McFADDEN	56.452	16:51:31.821	4	Kawasaki ZX6
636	Matthew MILLS	55.860	16:52:25.455	5	Kawasaki ZX6R
636	Matthew MILLS	55.222	16:53:20.676	6	Kawasaki ZX6R
636	Matthew MILLS	55.155	16:55:13.359	8	Kawasaki ZX6R

Leader History

NO	NAME	FROM LAP	LAPS LED	DISTANCE	VEHICLE
696	Jason MARIETTE	1	7	8.45 miles	Yamaha YZF-R6
636	Matthew MILLS	8	1	1.20 miles	Kawasaki ZX6R
696	Jason MARIETTE	9	1	1.20 miles	Yamaha YZF-R6

BMCRC-MRO Championships 2020



MRO MINITWINS & BMCRC ROOKIE MINITWINS

supported by PROPERLY PROTECTED

Brands Hatch Indy Circuit

7th / 8th March 2020



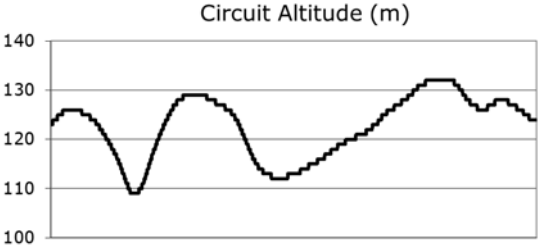
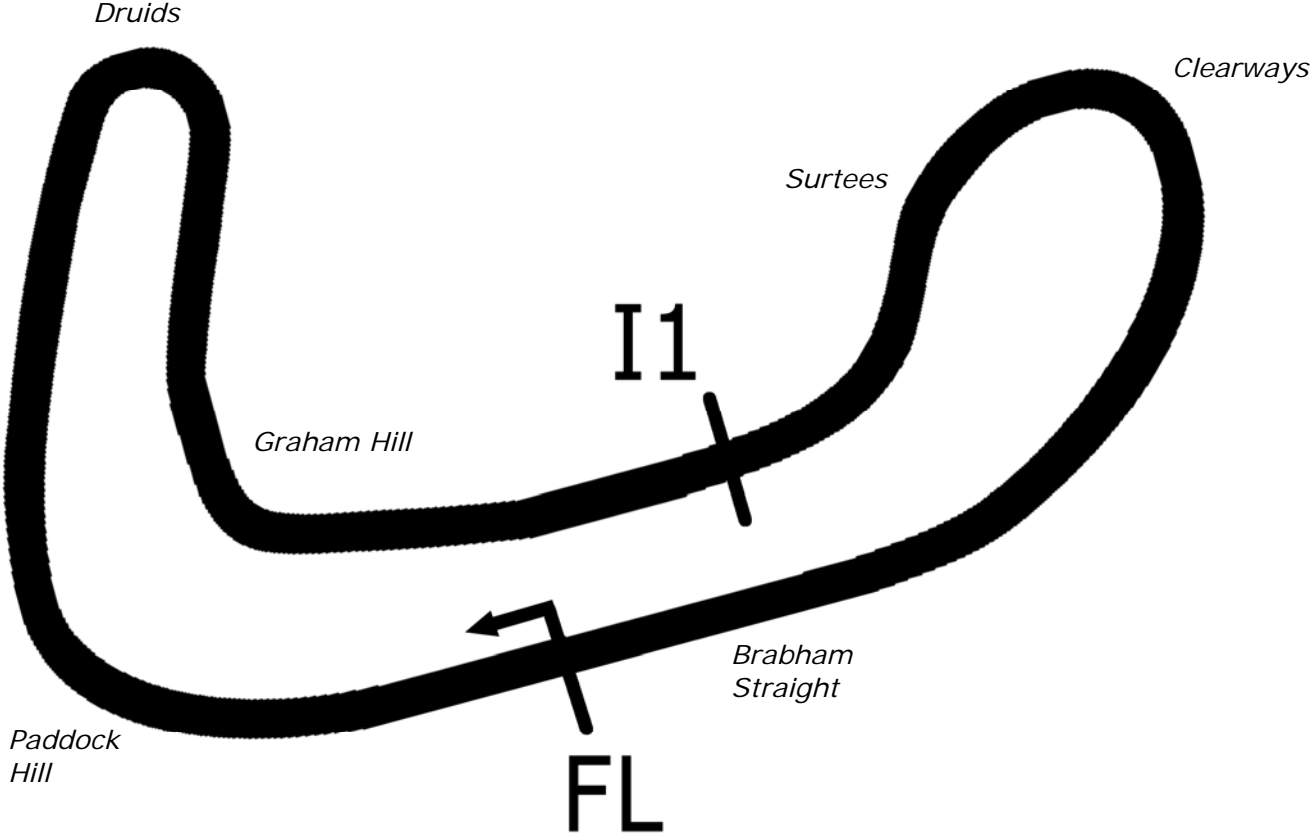
Results Provided by Timing Solutions Ltd
www.tsl-timing.com

Brands Hatch Indy



SPORTS TIMING

TIMING SOLUTIONS LTD



Length	1.2079 miles	1944.0 m	
FL		51.36032 N	0.26032 E
I1	1112m	51.35934 N	0.25955 E
Pit Entry	1669m	51.35911 N	0.25743 E
Pit Exit	26m after FL	51.36027 N	0.26078 E
Pit Entry–Pit Exit 277m, 16.6s @60kph, 12.4s @80kph			

BMCRC - MRO Championships 2020 - Rnd 1 @ Brands Hatch Indy



MRO Minitwins & BMCRC Rookie Minitwins

QUALIFYING - CLASSIFICATION

POS	NO	CL	PIC NAME	ENTRY	TIME	ON	LAPS	GAP	DIFF	MPH
1	184		1 David TWYFORD	Suzuki SV650 -	53.175	8	11			81.77
2	86		2 Paul WITHERINGTON	Suzuki SV650 - PJW Plumbers	53.308	5	13	0.133	0.133	81.57
3	96		3 Dan HARRIS	Suzuki SV650 - HP Racing	53.546	8	12	0.371	0.238	81.21
4	232		4 Matt WETHERELL	Suzuki SV650 - MSG Racing/Lamonde.com/FWR Tyres	53.676	8	14	0.501	0.130	81.01
5	155		5 Richard HARRIS	Suzuki SV650 - HP Racing	54.417	9	13	1.242	0.741	79.91
6	95		6 John REYNOLDS	Suzuki SV650 - Fins Motorcycles	54.718	10	13	1.543	0.301	79.47
7	46*		7 Jeff MORRIS	Suzuki SV650 -	54.805	6	12	1.630	0.087	79.34
8	12		8 Russell TAYLOR	Suzuki SV650 -	54.933	10	13	1.758	0.128	79.16
9	192		9 Daniel MOFFA	Suzuki SV650 - DM Racing	54.947	13	13	1.772	0.014	79.14
10	710	R	1 Craig HENSTOCK	Suzuki SV650 -	55.307	12	13	2.132	0.360	78.62
11	661		10 Cameron HARRIS	Suzuki SV650 - HARRIS PERFORMANCE	55.363	10	13	2.188	0.056	78.54
12	78		11 Keith POVAH	Suzuki SV650 - 78Plate.com Screenprinting/@crap.sack	55.394	3	3	2.219	0.031	78.50
13	160	R	2 Christopher KENNEDY	Suzuki SV650 -	55.558	10	13	2.383	0.164	78.27
14	199		12 Michael FROST	Suzuki SV650 -	56.170	6	12	2.995	0.612	77.41
15	97	R	3 Alex MANN	Suzuki SV650 - TT50 Cars,Prestige,Denham Hedley Corr	56.457	9	9	3.282	0.287	77.02
16	156		13 Michael STONE	Suzuki SV650 -	56.574	5	10	3.399	0.117	76.86
17	247	R	4 Peter BEER	Suzuki SV650 -	56.748	7	10	3.573	0.174	76.63
18	71		14 Colin CLUNE	Suzuki SV650 -	57.129	10	13	3.954	0.381	76.11
19	81		15 Malvern MAY	Suzuki SV650 -	57.235	6	8	4.060	0.106	75.97
20	5		16 Barry MANTELL	Suzuki SV650 S - Swedish car connection	57.464	8	13	4.289	0.229	75.67
21	43		17 Robert DAVIE	Suzuki SV650 -	57.672	12	13	4.497	0.208	75.40
22	717	R	5 James SHEEHAN	Suzuki GLADIUS 650 -	57.699	7	10	4.524	0.027	75.36
23	40		18 Simon WILKINSON	Suzuki SV650 - S P Wilkinson Engineering Ltd	57.992	7	13	4.817	0.293	74.98
24	84		19 Ricardo BRANCO	Suzuki SV650 - IMP Racing	58.128	12	12	4.953	0.136	74.81
25	197		20 Reece GUYETT	Suzuki SV650 - rose mot	58.293	9	9	5.118	0.165	74.59
26	51		21 Andrew DURANT	Suzuki SV650 -	58.307	13	13	5.132	0.014	74.58
27	140		22 Tom SPALDING	Suzuki SV650 - Orion Mis Ltd	59.024	8	12	5.849	0.717	73.67
28	110	R	6 Darryl PLEDGER	Suzuki SV650 -	59.071	11	12	5.896	0.047	73.61
29	257	R	7 Connor HOOD	Suzuki SV650S - CMW motorcycles	59.149	9	12	5.974	0.078	73.51
30	144		23 Nick CRONIN	Suzuki SV650 -	59.173	11	12	5.998	0.024	73.48
31	105	R	8 Connor WADE	Suzuki SV650 - WELD CARE INDUSTRIES	59.277	6	8	6.102	0.104	73.36
32	19		24 Kevin LILLEY	Suzuki SV650 - Trafalgar Cleaning Eqpt. / Vanson Leathe	1:00.079	1	1	6.904	0.802	72.38
33	159		25 Benn RIDGWELL	Suzuki SV650 - Ridgey Racing	1:00.345	3	8	7.170	0.266	72.06
34	152		26 Jason ALLEN	Suzuki SV650 - Reprobate tribe racing.	1:00.439	4	5	7.264	0.094	71.95
35	47		27 Tristan BOHANAN	Suzuki SV650 - IMY BRUV !	1:00.946	10	11	7.771	0.507	71.35
36	561		28 David LESLIE	Suzuki SV650 -	1:00.978	11	11	7.803	0.032	71.31
37	11	R	9 Darren O'LEARY	Suzuki SV650 -	1:01.368	12	12	8.193	0.390	70.86
38	272	R	10 Christopher COWAN	Suzuki SV650 - IMP Racing International	1:03.219	11	11	10.044	1.851	68.78
39	70		29 Vanessa GILLAM	Suzuki SV650 - No More Straps	1:03.376	6	12	10.201	0.157	68.61
40	321*	R	11 Illia ZHURAVEL	Suzuki SV650 -	1:04.403	6	9	11.228	1.027	67.52
41	83	R	12 Greg RYAN	Suzuki SV650 -	1:10.712	9	10	17.537	6.309	61.49

* Bikes 46 & 321 - Please fit a working transponder

Brands Hatch Indy
Circuit Length = 1.2079 miles
Start: 08:59 Flag 09:12 End: 09:13

Weather / Track : Cloudy / Dry

These results are provisional until the conclusion of any judicial and technical matters.

Clerk Of Course :	Steward :	Timekeeper :
-------------------	-----------	--------------

Results can be found at www.tsl-timing.com

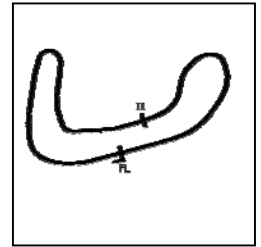
Printed - 09:14 Saturday, 07 March 2020



BMCRC - MRO Championships 2020 - Rnd 1 @ Brands Hatch Indy

MRO Minitwins & BMCRC Rookie Minitwins

QUALIFYING - SECTOR ANALYSIS



SECTOR 1 = FL to I1, SECTOR 2 = I1 to FL, DIFF = Difference To Personal Best Lap, P = Crossed Finish Line in Pit Lane, D = Time Disallowed

P1 184		David TWYFORD		Suzuki SV650 -		
IDEAL LAP TIME : 53.033		BEST LAP TIME : 53.175		DIFFERENCE : 0.142		
LAP	SECTOR 1	SECTOR 2	LAP TIME	MPH	DIFF	TIME OF DAY
1 -	OUTLAP	23.399	1:10.376	61.79	17.201	09:03:51.293
2 -	35.553	22.398	57.951	75.03	4.776	09:04:49.244
3 -	33.062	21.673	54.735	79.44	1.560	09:05:43.979
4 -	33.375	22.493	55.868	77.83	2.693	09:06:39.847
5 -	31.927	21.589	53.516 (2)	81.25	0.341	09:07:33.363
6 -	33.737	21.349	55.086	78.94	1.911	09:08:28.449
7 -	33.805	21.370	55.175	78.81	2.000	09:09:23.624
8 -	31.684	21.491	53.175 (1)	81.77		09:10:16.799
9 -	32.465	21.405	53.870	80.72	0.695	09:11:10.669
10 -	33.087	21.458	54.545	79.72	1.370	09:12:05.214
11 -	32.199	21.371	53.570 (3)	81.17	0.395	09:12:58.784

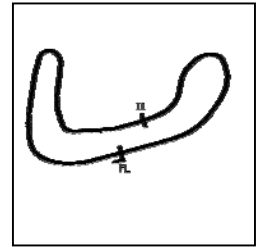
P2 86		Paul WITHERINGTON		Suzuki SV650 - PJW Plumbers		
IDEAL LAP TIME : 53.140		BEST LAP TIME : 53.308		DIFFERENCE : 0.168		
LAP	SECTOR 1	SECTOR 2	LAP TIME	MPH	DIFF	TIME OF DAY
1 -	35.505	22.347	57.852	75.16	4.544	09:01:34.508
2 -	33.585	22.287	55.872	77.83	2.564	09:02:30.380
3 -	34.862	22.798	57.660	75.41	4.352	09:03:28.040
4 -	33.362	21.839	55.201	78.77	1.893	09:04:23.241
5 -	31.880	21.428	53.308 (1)	81.57		09:05:16.549
6 -	33.869	22.478	56.347	77.17	3.039	09:06:12.896
7 -	34.049	22.078	56.127	77.47	2.819	09:07:09.023
8 -	32.126	21.420	53.546 (3)	81.21	0.238	09:08:02.569
9 -	31.720	21.675	53.395 (2)	81.44	0.087	09:08:55.964
10 -	33.510	IN PIT	1:39.315 P	43.78	46.007	09:10:35.279
11 -	OUTLAP	22.176	1:00.685	71.65	7.377	09:11:35.964
12 -	33.784	23.773	57.557	75.55	4.249	09:12:33.521
13 -	31.828	21.988	53.816	80.80	0.508	09:13:27.337

P3 96		Dan HARRIS		Suzuki SV650 - HP Racing		
IDEAL LAP TIME : 53.420		BEST LAP TIME : 53.546		DIFFERENCE : 0.126		
LAP	SECTOR 1	SECTOR 2	LAP TIME	MPH	DIFF	TIME OF DAY
1 -	35.252	22.830	58.082	74.87	4.536	09:01:35.171
2 -	33.278	22.146	55.424	78.46	1.878	09:02:30.595
3 -	32.856	22.620	55.476	78.38	1.930	09:03:26.071
4 -	33.093	21.912	55.005	79.05	1.459	09:04:21.076
5 -	32.870	22.076	54.946	79.14	1.400	09:05:16.022
6 -	33.432	22.572	56.004	77.64	2.458	09:06:12.026
7 -	32.856	21.810	54.666	79.54	1.120	09:07:06.692
8 -	31.955	21.591	53.546 (1)	81.21		09:08:00.238
9 -	33.200	21.848	55.048	78.99	1.502	09:08:55.286
10 -	32.458	21.465	53.923 (3)	80.64	0.377	09:09:49.209
11 -	33.466	21.582	55.048	78.99	1.502	09:10:44.257
12 -	32.037	21.587	53.624 (2)	81.09	0.078	09:11:37.881

BMCRC - MRO Championships 2020 - Rnd 1 @ Brands Hatch Indy

MRO Minitwins & BMCRC Rookie Minitwins

QUALIFYING - SECTOR ANALYSIS



SECTOR 1 = FL to I1, SECTOR 2 = I1 to FL, DIFF = Difference To Personal Best Lap, P = Crossed Finish Line in Pit Lane, D = Time Disallowed

P4 232		Matt WETHERELL		Suzuki SV650 - MSG Racing/Lamonde.com/FWR Tyres			
IDEAL LAP TIME : 53.676		BEST LAP TIME : 53.676		DIFFERENCE : 0.000			
LAP	SECTOR 1	SECTOR 2	LAP TIME	MPH	DIFF	TIME OF DAY	
1 -	34.625	22.704	57.329	75.85	3.653	09:01:35.422	
2 -	33.319	22.323	55.642	78.15	1.966	09:02:31.064	
3 -	33.374	22.317	55.691	78.08	2.015	09:03:26.755	
4 -	32.754	21.817	54.571	79.68	0.895	09:04:21.326	
5 -	32.843	21.917	54.760	79.41	1.084	09:05:16.086	
6 -	33.561	22.609	56.170	77.41	2.494	09:06:12.256	
7 -	32.926	21.887	54.813	79.33	1.137	09:07:07.069	
8 -	32.170	21.506	53.676 (1)	81.01		09:08:00.745	
9 -	32.359	21.683	54.042 (2)	80.46	0.366	09:08:54.787	
10 -	32.671	21.613	54.284	80.10	0.608	09:09:49.071	
11 -	33.092	21.580	54.672	79.53	0.996	09:10:43.743	
12 -	32.318	21.759	54.077 (3)	80.41	0.401	09:11:37.820	
13 -	32.437	22.501	54.938	79.15	1.262	09:12:32.758	
14 -	32.253	22.198	54.451	79.86	0.775	09:13:27.209	

P5 155		Richard HARRIS		Suzuki SV650 - HP Racing			
IDEAL LAP TIME : 54.370		BEST LAP TIME : 54.417		DIFFERENCE : 0.047			
LAP	SECTOR 1	SECTOR 2	LAP TIME	MPH	DIFF	TIME OF DAY	
1 -	36.844	23.345	1:00.189	72.24	5.772	09:02:05.032	
2 -	34.742	22.730	57.472	75.66	3.055	09:03:02.504	
3 -	34.054	23.045	57.099	76.15	2.682	09:03:59.603	
4 -	33.684	22.312	55.996	77.65	1.579	09:04:55.599	
5 -	33.483	22.256	55.739	78.01	1.322	09:05:51.338	
6 -	33.806	22.777	56.583	76.85	2.166	09:06:47.921	
7 -	34.022	22.197	56.219	77.35	1.802	09:07:44.140	
8 -	32.784	21.905	54.689 (3)	79.51	0.272	09:08:38.829	
9 -	32.749	21.668	54.417 (1)	79.91		09:09:33.246	
10 -	32.916	22.424	55.340	78.57	0.923	09:10:28.586	
11 -	33.174	22.378	55.552	78.27	1.135	09:11:24.138	
12 -	32.883	22.412	55.295	78.64	0.878	09:12:19.433	
13 -	32.702	21.955	54.657 (2)	79.56	0.240	09:13:14.090	

P6 95		John REYNOLDS		Suzuki SV650 - Fins Motorcycles			
IDEAL LAP TIME : 54.661		BEST LAP TIME : 54.718		DIFFERENCE : 0.057			
LAP	SECTOR 1	SECTOR 2	LAP TIME	MPH	DIFF	TIME OF DAY	
1 -	36.884	23.899	1:00.783	71.54	6.065	09:02:06.130	
2 -	34.650	22.573	57.223	75.99	2.505	09:03:03.353	
3 -	34.854	22.674	57.528	75.59	2.810	09:04:00.881	
4 -	34.453	22.558	57.011	76.27	2.293	09:04:57.892	
5 -	33.439	22.413	55.852	77.85	1.134	09:05:53.744	
6 -	33.788	22.091	55.879	77.82	1.161	09:06:49.623	
7 -	34.825	23.596	58.421	74.43	3.703	09:07:48.044	
8 -	33.851	22.399	56.250	77.30	1.532	09:08:44.294	
9 -	33.085	21.962	55.047 (2)	78.99	0.329	09:09:39.341	
10 -	32.699	22.019	54.718 (1)	79.47		09:10:34.059	
11 -	33.227	22.767	55.994	77.66	1.276	09:11:30.053	
12 -	33.111	22.265	55.376 (3)	78.52	0.658	09:12:25.429	
13 -	32.913	22.805	55.718	78.04	1.000	09:13:21.147	

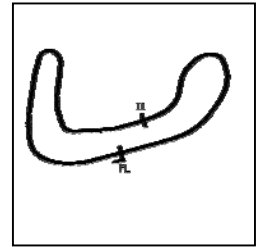
Weather / Track : Cloudy / Dry

Brands Hatch Indy
Circuit Length = 1.2079 miles
Start: 08:59 Flag 09:12 End: 09:13

BMCRC - MRO Championships 2020 - Rnd 1 @ Brands Hatch Indy

MRO Minitwins & BMCRC Rookie Minitwins

QUALIFYING - SECTOR ANALYSIS



SECTOR 1 = FL to I1, SECTOR 2 = I1 to FL, DIFF = Difference To Personal Best Lap, P = Crossed Finish Line in Pit Lane, D = Time Disallowed

P7 46		Jeff MORRIS		Suzuki SV650 -		
IDEAL LAP TIME :		BEST LAP TIME : 54.805		DIFFERENCE :		
LAP	SECTOR 1	SECTOR 2	LAP TIME	MPH	DIFF	TIME OF DAY
1 -			59.391	73.21	4.586	09:03:23.654
2 -			56.794	76.56	1.989	09:04:20.448
3 -			55.678	78.10	0.873	09:05:16.126
4 -			56.697	76.69	1.892	09:06:12.823
5 -			56.140	77.45	1.335	09:07:08.963
6 -			54.805 (1)	79.34		09:08:03.768
7 -			54.909 (3)	79.19	0.104	09:08:58.677
8 -			56.372	77.14	1.567	09:09:55.049
9 -			56.709	76.68	1.904	09:10:51.758
10 -			55.556	78.27	0.751	09:11:47.314
11 -			55.489	78.36	0.684	09:12:42.803
12 -			54.857 (2)	79.27	0.052	09:13:37.660

P8 12		Russell TAYLOR		Suzuki SV650 -		
IDEAL LAP TIME : 54.820		BEST LAP TIME : 54.933		DIFFERENCE : 0.113		
LAP	SECTOR 1	SECTOR 2	LAP TIME	MPH	DIFF	TIME OF DAY
1 -	37.866	24.635	1:02.501	69.57	7.568	09:01:41.873
2 -	35.023	23.171	58.194	74.72	3.261	09:02:40.067
3 -	35.084	22.983	58.067	74.88	3.134	09:03:38.134
4 -	33.917	22.473	56.390	77.11	1.457	09:04:34.524
5 -	33.527	22.309	55.836	77.88	0.903	09:05:30.360
6 -	33.764	23.135	56.899	76.42	1.966	09:06:27.259
7 -	32.973	22.530	55.503	78.34	0.570	09:07:22.762
8 -	33.716	22.763	56.479	76.99	1.546	09:08:19.241
9 -	33.387	22.737	56.124	77.48	1.191	09:09:15.365
10 -	32.909	22.024	54.933 (1)	79.16		09:10:10.298
11 -	33.142	21.949	55.091 (3)	78.93	0.158	09:11:05.389
12 -	33.080	21.911	54.991 (2)	79.07	0.058	09:12:00.380
13 -	33.068	22.268	55.336	78.58	0.403	09:12:55.716

P9 192		Daniel MOFFA		Suzuki SV650 - DM Racing		
IDEAL LAP TIME : 54.947		BEST LAP TIME : 54.947		DIFFERENCE : 0.000		
LAP	SECTOR 1	SECTOR 2	LAP TIME	MPH	DIFF	TIME OF DAY
1 -	38.665	24.996	1:03.661	68.30	8.714	09:02:15.768
2 -	35.703	24.053	59.756	72.77	4.809	09:03:15.524
3 -	35.429	23.781	59.210	73.44	4.263	09:04:14.734
4 -	33.765	22.674	56.439	77.04	1.492	09:05:11.173
5 -	35.164	22.516	57.680	75.39	2.733	09:06:08.853
6 -	33.654	22.373	56.027	77.61	1.080	09:07:04.880
7 -	33.142	22.065	55.207 (2)	78.76	0.260	09:08:00.087
8 -	33.524	22.222	55.746	78.00	0.799	09:08:55.833
9 -	34.295	23.265	57.560	75.54	2.613	09:09:53.393
10 -	35.697	22.450	58.147	74.78	3.200	09:10:51.540
11 -	36.868	23.776	1:00.644	71.70	5.697	09:11:52.184
12 -	33.390	22.105	55.495 (3)	78.36	0.548	09:12:47.679
13 -	32.938	22.009	54.947 (1)	79.14		09:13:42.626

Weather / Track : Cloudy / Dry

Brands Hatch Indy
Circuit Length = 1.2079 miles
Start: 08:59 Flag 09:12 End: 09:13

BMCRC - MRO Championships 2020 - Rnd 1 @ Brands Hatch Indy

MRO Minitwins & BMCRC Rookie Minitwins

QUALIFYING - SECTOR ANALYSIS



SECTOR 1 = FL to I1, SECTOR 2 = I1 to FL, DIFF = Difference To Personal Best Lap, P = Crossed Finish Line in Pit Lane, D = Time Disallowed

P10 710 R		Craig HENSTOCK		Suzuki SV650 -		
IDEAL LAP TIME : 55.002		BEST LAP TIME : 55.307		DIFFERENCE : 0.305		
LAP	SECTOR 1	SECTOR 2	LAP TIME	MPH	DIFF	TIME OF DAY
1 -	37.555	24.691	1:02.246	69.86	6.939	09:01:43.005
2 -	35.779	23.322	59.101	73.57	3.794	09:02:42.106
3 -	35.319	22.871	58.190	74.73	2.883	09:03:40.296
4 -	34.865	22.374	57.239	75.97	1.932	09:04:37.535
5 -	35.323	22.432	57.755	75.29	2.448	09:05:35.290
6 -	33.585	22.359	55.944	77.73	0.637	09:06:31.234
7 -	33.801	23.308	57.109	76.14	1.802	09:07:28.343
8 -	35.755	23.696	59.451	73.14	4.144	09:08:27.794
9 -	35.006	22.261	57.267	75.93	1.960	09:09:25.061
10 -	34.500	22.467	56.967	76.33	1.660	09:10:22.028
11 -	33.575	21.966	55.541 (2)	78.29	0.234	09:11:17.569
12 -	33.036	22.271	55.307 (1)	78.62		09:12:12.876
13 -	33.565	22.089	55.654 (3)	78.13	0.347	09:13:08.530

P11 661		Cameron HARRIS		Suzuki SV650 - HARRIS PERFORMANCE		
IDEAL LAP TIME : 54.770		BEST LAP TIME : 55.363		DIFFERENCE : 0.593		
LAP	SECTOR 1	SECTOR 2	LAP TIME	MPH	DIFF	TIME OF DAY
1 -	35.791	23.757	59.548	73.02	4.185	09:02:05.677
2 -	34.342	22.953	57.295	75.89	1.932	09:03:02.972
3 -	34.590	22.979	57.569	75.53	2.206	09:04:00.541
4 -	34.265	22.434	56.699	76.69	1.336	09:04:57.240
5 -	33.779	22.267	56.046	77.58	0.683	09:05:53.286
6 -	33.548	22.207	55.755	77.99	0.392	09:06:49.041
7 -	34.901	22.965	57.866	75.14	2.503	09:07:46.907
8 -	33.227	22.770	55.997	77.65	0.634	09:08:42.904
9 -	33.541	22.149	55.690 (3)	78.08	0.327	09:09:38.594
10 -	33.173	22.190	55.363 (1)	78.54		09:10:33.957
11 -	34.184	22.358	56.542	76.90	1.179	09:11:30.499
12 -	33.375	22.618	55.993	77.66	0.630	09:12:26.492
13 -	32.621	22.912	55.533 (2)	78.30	0.170	09:13:22.025

P12 78		Keith POVAH		Suzuki SV650 - 78Plate.com Screenprinting/@crap.sack		
IDEAL LAP TIME : 55.102		BEST LAP TIME : 55.394		DIFFERENCE : 0.292		
LAP	SECTOR 1	SECTOR 2	LAP TIME	MPH	DIFF	TIME OF DAY
1 -	35.392	22.405	57.797 (3)	75.23	2.403	09:01:36.058
2 -	33.031	22.515	55.546 (2)	78.28	0.152	09:02:31.604
3 -	33.323	22.071	55.394 (1)	78.50		09:03:26.998

P13 160 R		Christopher KENNEDY		Suzuki SV650 -		
IDEAL LAP TIME : 55.405		BEST LAP TIME : 55.558		DIFFERENCE : 0.153		
LAP	SECTOR 1	SECTOR 2	LAP TIME	MPH	DIFF	TIME OF DAY
1 -	36.845	22.563	59.408	73.19	3.850	09:01:35.890
2 -	34.416	23.104	57.520	75.60	1.962	09:02:33.410
3 -	34.705	22.454	57.159	76.07	1.601	09:03:30.569
4 -	35.044	22.475	57.519	75.60	1.961	09:04:28.088
5 -	35.494	23.880	59.374	73.24	3.816	09:05:27.462
6 -	33.755	21.947	55.702 (3)	78.06	0.144	09:06:23.164
7 -	35.828	22.558	58.386	74.48	2.828	09:07:21.550
8 -	34.186	23.014	57.200	76.02	1.642	09:08:18.750
9 -	33.495	22.406	55.901	77.79	0.343	09:09:14.651
10 -	33.458	22.100	55.558 (1)	78.27		09:10:10.209
11 -	33.482	22.130	55.612 (2)	78.19	0.054	09:11:05.821
12 -	35.214	22.499	57.713	75.34	2.155	09:12:03.534
13 -	34.378	22.424	56.802	76.55	1.244	09:13:00.336

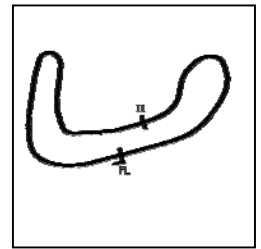
Weather / Track : Cloudy / Dry

Brands Hatch Indy
Circuit Length = 1.2079 miles
Start: 08:59 Flag 09:12 End: 09:13

BMCRC - MRO Championships 2020 - Rnd 1 @ Brands Hatch Indy

MRO Minitwins & BMCRC Rookie Minitwins

QUALIFYING - SECTOR ANALYSIS



SECTOR 1 = FL to I1, SECTOR 2 = I1 to FL, DIFF = Difference To Personal Best Lap, P = Crossed Finish Line in Pit Lane, D = Time Disallowed

P14 199		Michael FROST		Suzuki SV650 -			
IDEAL LAP TIME : 56.159		BEST LAP TIME : 56.170		DIFFERENCE : 0.011			
LAP	SECTOR 1	SECTOR 2	LAP TIME	MPH	DIFF	TIME OF DAY	
1 -	39.560	24.637	1:04.197	67.73	8.027	09:01:42.521	
2 -	36.123	23.024	59.147	73.52	2.977	09:02:41.668	
3 -	35.317	23.114	58.431	74.42	2.261	09:03:40.099	
4 -	35.248	22.596	57.844	75.17	1.674	09:04:37.943	
5 -	35.672	22.552	58.224	74.68	2.054	09:05:36.167	
6 -	33.889	22.281	56.170 (1)	77.41		09:06:32.337	
7 -	34.477	22.571	57.048	76.22	0.878	09:07:29.385	
8 -	35.287	23.441	58.728	74.04	2.558	09:08:28.113	
9 -	36.239	23.176	59.415	73.19	3.245	09:09:27.528	
10 -	35.423	23.191	58.614	74.19	2.444	09:10:26.142	
11 -	34.318	22.270	56.588 (3)	76.84	0.418	09:11:22.730	
12 -	34.125	22.410	56.535 (2)	76.91	0.365	09:12:19.265	

P15 97 R		Alex MANN		Suzuki SV650 - TT50 Cars,Prestige,Denham Hedley Commerci			
IDEAL LAP TIME : 55.878		BEST LAP TIME : 56.457		DIFFERENCE : 0.579			
LAP	SECTOR 1	SECTOR 2	LAP TIME	MPH	DIFF	TIME OF DAY	
1 -	37.032	22.655	59.687	72.85	3.230	09:01:37.847	
2 -	34.598	23.706	58.304	74.58	1.847	09:02:36.151	
3 -	34.081	22.879	56.960	76.34	0.503	09:03:33.111	
4 -	34.593	22.597	57.190	76.03	0.733	09:04:30.301	
5 -	34.076	23.386	57.462	75.67	1.005	09:05:27.763	
6 -	34.236	22.231	56.467 (2)	77.01	0.010	09:06:24.230	
7 -	35.505	22.446	57.951	75.03	1.494	09:07:22.181	
8 -	34.256	22.620	56.876 (3)	76.45	0.419	09:08:19.057	
9 -	33.647	22.810	56.457 (1)	77.02		09:09:15.514	

P16 156		Michael STONE		Suzuki SV650 -			
IDEAL LAP TIME : 56.574		BEST LAP TIME : 56.574		DIFFERENCE : 0.000			
LAP	SECTOR 1	SECTOR 2	LAP TIME	MPH	DIFF	TIME OF DAY	
1 -	38.306	24.768	1:03.074	68.94	6.500	09:01:42.402	
2 -	34.926	23.472	58.398	74.46	1.824	09:02:40.800	
3 -	34.874	23.223	58.097	74.85	1.523	09:03:38.897	
4 -	34.886	23.086	57.972	75.01	1.398	09:04:36.869	
5 -	33.857	22.717	56.574 (1)	76.86		09:05:33.443	
6 -	33.960	23.302	57.262 (2)	75.94	0.688	09:06:30.705	
7 -	33.975	23.863	57.838 (3)	75.18	1.264	09:07:28.543	
8 -	35.287	IN PIT	1:24.815 P	51.27	28.241	09:08:53.358	
9 -	OUTLAP	22.787	1:01.603	70.59	5.029	09:09:54.961	
10 -	34.711	23.494	58.205	74.71	1.631	09:10:53.166	

P17 247 R		Peter BEER		Suzuki SV650 -			
IDEAL LAP TIME : 56.748		BEST LAP TIME : 56.748		DIFFERENCE : 0.000			
LAP	SECTOR 1	SECTOR 2	LAP TIME	MPH	DIFF	TIME OF DAY	
1 -	37.867	23.915	1:01.782	70.38	5.034	09:01:45.934	
2 -	35.773	23.926	59.699	72.84	2.951	09:02:45.633	
3 -	36.122	23.067	59.189	73.46	2.441	09:03:44.822	
4 -	34.519	23.013	57.532 (3)	75.58	0.784	09:04:42.354	
5 -	34.501	22.902	57.403 (2)	75.75	0.655	09:05:39.757	
6 -	34.706	22.856	57.562	75.54	0.814	09:06:37.319	
7 -	34.119	22.629	56.748 (1)	76.63		09:07:34.067	
8 -	35.724	22.818	58.542	74.28	1.794	09:08:32.609	
9 -	35.262	24.504	59.766	72.76	3.018	09:09:32.375	
10 -	34.572	23.015	57.587	75.51	0.839	09:10:29.962	

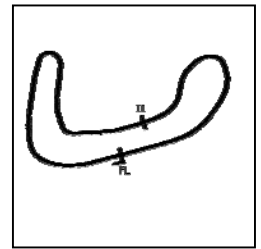
Weather / Track : Cloudy / Dry

Brands Hatch Indy
Circuit Length = 1.2079 miles
Start: 08:59 Flag 09:12 End: 09:13

BMCRC - MRO Championships 2020 - Rnd 1 @ Brands Hatch Indy

MRO Minitwins & BMCRC Rookie Minitwins

QUALIFYING - SECTOR ANALYSIS



SECTOR 1 = FL to I1, SECTOR 2 = I1 to FL, DIFF = Difference To Personal Best Lap, P = Crossed Finish Line in Pit Lane, D = Time Disallowed

P18 71		Colin CLUNE		Suzuki SV650 -			
IDEAL LAP TIME : 56.717		BEST LAP TIME : 57.129		DIFFERENCE : 0.412			
LAP	SECTOR 1	SECTOR 2	LAP TIME	MPH	DIFF	TIME OF DAY	
1 -	36.814	23.571	1:00.385	72.01	3.256	09:01:39.063	
2 -	34.691	23.943	58.634	74.16	1.505	09:02:37.697	
3 -	34.932	23.041	57.973	75.01	0.844	09:03:35.670	
4 -	34.239	24.935	59.174	73.48	2.045	09:04:34.844	
5 -	34.652	22.968	57.620	75.47	0.491	09:05:32.464	
6 -	34.338	22.995	57.333 (3)	75.84	0.204	09:06:29.797	
7 -	34.552	23.596	58.148	74.78	1.019	09:07:27.945	
8 -	35.622	23.851	59.473	73.11	2.344	09:08:27.418	
9 -	34.773	22.570	57.343	75.83	0.214	09:09:24.761	
10 -	34.421	22.708	57.129 (1)	76.11		09:10:21.890	
11 -	35.191	22.946	58.137	74.79	1.008	09:11:20.027	
12 -	34.147	22.998	57.145 (2)	76.09	0.016	09:12:17.172	
13 -	34.899	22.734	57.633	75.45	0.504	09:13:14.805	

P19 81		Malvern MAY		Suzuki SV650 -			
IDEAL LAP TIME : 57.235		BEST LAP TIME : 57.235		DIFFERENCE : 0.000			
LAP	SECTOR 1	SECTOR 2	LAP TIME	MPH	DIFF	TIME OF DAY	
1 -	39.649	25.256	1:04.905	66.99	7.670	09:02:07.205	
2 -	35.343	23.973	59.316	73.31	2.081	09:03:06.521	
3 -	34.937	22.874	57.811 (2)	75.22	0.576	09:04:04.332	
4 -	35.298	23.280	58.578	74.23	1.343	09:05:02.910	
5 -	35.242	22.959	58.201 (3)	74.71	0.966	09:06:01.111	
6 -	34.464	22.771	57.235 (1)	75.97		09:06:58.346	
7 -	35.760	23.622	59.382	73.23	2.147	09:07:57.728	
8 -	34.991	23.298	58.289	74.60	1.054	09:08:56.017	

P20 5		Barry MANTELL		Suzuki SV650 S - Swedish car connection			
IDEAL LAP TIME : 57.055		BEST LAP TIME : 57.464		DIFFERENCE : 0.409			
LAP	SECTOR 1	SECTOR 2	LAP TIME	MPH	DIFF	TIME OF DAY	
1 -	40.975	26.054	1:07.029	64.87	9.565	09:01:43.316	
2 -	38.158	25.022	1:03.180	68.82	5.716	09:02:46.496	
3 -	37.478	26.424	1:03.902	68.05	6.438	09:03:50.398	
4 -	37.199	23.800	1:00.999	71.28	3.535	09:04:51.397	
5 -	35.259	23.911	59.170	73.49	1.706	09:05:50.567	
6 -	35.029	23.231	58.260	74.64	0.796	09:06:48.827	
7 -	35.390	23.487	58.877	73.85	1.413	09:07:47.704	
8 -	34.232	23.232	57.464 (1)	75.67		09:08:45.168	
9 -	35.540	23.219	58.759	74.00	1.295	09:09:43.927	
10 -	34.901	22.823	57.724 (2)	75.33	0.260	09:10:41.651	
11 -	34.786	23.072	57.858	75.15	0.394	09:11:39.509	
12 -	34.603	23.262	57.865	75.15	0.401	09:12:37.374	
13 -	34.237	23.556	57.793 (3)	75.24	0.329	09:13:35.167	

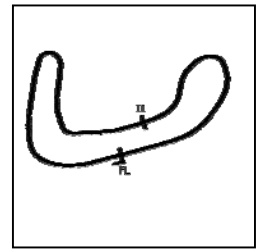
Weather / Track : Cloudy / Dry

Brands Hatch Indy
Circuit Length = 1.2079 miles
Start: 08:59 Flag 09:12 End: 09:13

BMCRC - MRO Championships 2020 - Rnd 1 @ Brands Hatch Indy

MRO Minitwins & BMCRC Rookie Minitwins

QUALIFYING - SECTOR ANALYSIS



SECTOR 1 = FL to I1, SECTOR 2 = I1 to FL, DIFF = Difference To Personal Best Lap, P = Crossed Finish Line in Pit Lane, D = Time Disallowed

P21 43		Robert DAVIE		Suzuki SV650 -			
IDEAL LAP TIME : 57.672		BEST LAP TIME : 57.672		DIFFERENCE : 0.000			
LAP	SECTOR 1	SECTOR 2	LAP TIME	MPH	DIFF	TIME OF DAY	
1 -	37.780	23.667	1:01.447	70.76	3.775	09:01:45.345	
2 -	36.926	24.737	1:01.663	70.52	3.991	09:02:47.008	
3 -	37.726	25.491	1:03.217	68.78	5.545	09:03:50.225	
4 -	36.259	23.667	59.926	72.56	2.254	09:04:50.151	
5 -	35.768	23.314	59.082	73.60	1.410	09:05:49.233	
6 -	35.524	23.249	58.773	73.98	1.101	09:06:48.006	
7 -	37.359	23.658	1:01.017	71.26	3.345	09:07:49.023	
8 -	36.661	23.151	59.812	72.70	2.140	09:08:48.835	
9 -	35.406	23.574	58.980	73.73	1.308	09:09:47.815	
10 -	36.127	23.847	59.974	72.50	2.302	09:10:47.789	
11 -	35.550	23.068	58.618 (3)	74.18	0.946	09:11:46.407	
12 -	34.971	22.701	57.672 (1)	75.40		09:12:44.079	
13 -	34.974	23.031	58.005 (2)	74.96	0.333	09:13:42.084	

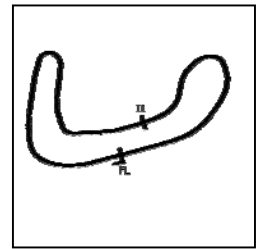
P22 717 R		James SHEEHAN		Suzuki GLADIUS 650 -			
IDEAL LAP TIME : 57.646		BEST LAP TIME : 57.699		DIFFERENCE : 0.053			
LAP	SECTOR 1	SECTOR 2	LAP TIME	MPH	DIFF	TIME OF DAY	
1 -	37.356	23.367	1:00.723	71.61	3.024	09:01:37.102	
2 -	34.820	24.196	59.016	73.68	1.317	09:02:36.118	
3 -	34.920	23.913	58.833	73.91	1.134	09:03:34.951	
4 -	34.766	24.618	59.384	73.22	1.685	09:04:34.335	
5 -	34.663	23.390	58.053 (3)	74.90	0.354	09:05:32.388	
6 -	35.016	23.810	58.826	73.92	1.127	09:06:31.214	
7 -	34.716	22.983	57.699 (1)	75.36		09:07:28.913	
8 -	35.705	23.471	59.176	73.48	1.477	09:08:28.089	
9 -	35.307	23.222	58.529	74.29	0.830	09:09:26.618	
10 -	34.902	23.116	58.018 (2)	74.95	0.319	09:10:24.636	

P23 40		Simon WILKINSON		Suzuki SV650 - S P Wilkinson Engineering Ltd			
IDEAL LAP TIME : 57.674		BEST LAP TIME : 57.992		DIFFERENCE : 0.318			
LAP	SECTOR 1	SECTOR 2	LAP TIME	MPH	DIFF	TIME OF DAY	
1 -	37.358	23.908	1:01.266	70.97	3.274	09:01:44.035	
2 -	37.179	23.589	1:00.768	71.56	2.776	09:02:44.803	
3 -	37.336	23.117	1:00.453	71.93	2.461	09:03:45.256	
4 -	35.809	22.934	58.743	74.02	0.751	09:04:43.999	
5 -	35.258	22.939	58.197 (3)	74.72	0.205	09:05:42.196	
6 -	35.355	23.494	58.849	73.89	0.857	09:06:41.045	
7 -	35.081	22.911	57.992 (1)	74.98		09:07:39.037	
8 -	35.071	23.839	58.910	73.81	0.918	09:08:37.947	
9 -	35.271	22.927	58.198	74.72	0.206	09:09:36.145	
10 -	35.785	22.789	58.574	74.24	0.582	09:10:34.719	
11 -	34.885	23.181	58.066 (2)	74.89	0.074	09:11:32.785	
12 -	36.711	24.560	1:01.271	70.97	3.279	09:12:34.056	
13 -	36.720	24.339	1:01.059	71.21	3.067	09:13:35.115	

BMCRC - MRO Championships 2020 - Rnd 1 @ Brands Hatch Indy

MRO Minitwins & BMCRC Rookie Minitwins

QUALIFYING - SECTOR ANALYSIS



SECTOR 1 = FL to I1, SECTOR 2 = I1 to FL, DIFF = Difference To Personal Best Lap, P = Crossed Finish Line in Pit Lane, D = Time Disallowed

P24 84		Ricardo BRANCO		Suzuki SV650 - IMP Racing			
IDEAL LAP TIME : 58.128		BEST LAP TIME : 58.128		DIFFERENCE : 0.000			
LAP	SECTOR 1	SECTOR 2	LAP TIME	MPH	DIFF	TIME OF DAY	
1 -	40.046	24.794	1:04.840	67.06	6.712	09:02:06.192	
2 -	36.786	23.678	1:00.464	71.92	2.336	09:03:06.656	
3 -	36.589	23.630	1:00.219	72.21	2.091	09:04:06.875	
4 -	36.873	24.822	1:01.695	70.48	3.567	09:05:08.570	
5 -	37.818	23.585	1:01.403	70.82	3.275	09:06:09.973	
6 -	37.263	24.124	1:01.387	70.83	3.259	09:07:11.360	
7 -	36.095	23.510	59.605	72.95	1.477	09:08:10.965	
8 -	35.966	23.634	59.600	72.96	1.472	09:09:10.565	
9 -	35.855	23.725	59.580 (3)	72.98	1.452	09:10:10.145	
10 -	35.576	23.217	58.793 (2)	73.96	0.665	09:11:08.938	
11 -	35.551	24.394	59.945	72.54	1.817	09:12:08.883	
12 -	35.138	22.990	58.128 (1)	74.81		09:13:07.011	

P25 197		Reece GUYETT		Suzuki SV650 - rose mot			
IDEAL LAP TIME : 58.293		BEST LAP TIME : 58.293		DIFFERENCE : 0.000			
LAP	SECTOR 1	SECTOR 2	LAP TIME	MPH	DIFF	TIME OF DAY	
1 -	38.458	24.570	1:03.028	68.99	4.735	09:02:04.670	
2 -	37.106	24.041	1:01.147	71.11	2.854	09:03:05.817	
3 -	36.711	23.664	1:00.375	72.02	2.082	09:04:06.192	
4 -	37.089	24.759	1:01.848	70.31	3.555	09:05:08.040	
5 -	36.710	23.632	1:00.342 (3)	72.06	2.049	09:06:08.382	
6 -	38.488	IN PIT	2:13.942 P	32.46	1:15.649	09:08:22.324	
7 -	OUTLAP	23.610	1:04.419	67.50	6.126	09:09:26.743	
8 -	35.971	23.606	59.577 (2)	72.99	1.284	09:10:26.320	
9 -	35.255	23.038	58.293 (1)	74.59		09:11:24.613	

P26 51		Andrew DURANT		Suzuki SV650 -			
IDEAL LAP TIME : 58.307		BEST LAP TIME : 58.307		DIFFERENCE : 0.000			
LAP	SECTOR 1	SECTOR 2	LAP TIME	MPH	DIFF	TIME OF DAY	
1 -	37.640	24.408	1:02.048	70.08	3.741	09:01:44.303	
2 -	37.407	25.044	1:02.451	69.63	4.144	09:02:46.754	
3 -	39.220	24.588	1:03.808	68.15	5.501	09:03:50.562	
4 -	36.534	23.798	1:00.332	72.07	2.025	09:04:50.894	
5 -	35.663	23.336	58.999	73.70	0.692	09:05:49.893	
6 -	35.316	23.419	58.735 (2)	74.03	0.428	09:06:48.628	
7 -	37.204	23.777	1:00.981	71.31	2.674	09:07:49.609	
8 -	36.657	23.294	59.951	72.53	1.644	09:08:49.560	
9 -	35.216	24.176	59.392	73.21	1.085	09:09:48.952	
10 -	35.499	23.773	59.272	73.36	0.965	09:10:48.224	
11 -	39.999	24.244	1:04.243	67.68	5.936	09:11:52.467	
12 -	35.448	23.361	58.809 (3)	73.94	0.502	09:12:51.276	
13 -	35.144	23.163	58.307 (1)	74.58		09:13:49.583	

Weather / Track : Cloudy / Dry

Brands Hatch Indy
Circuit Length = 1.2079 miles
Start: 08:59 Flag 09:12 End: 09:13

BMCRC - MRO Championships 2020 - Rnd 1 @ Brands Hatch Indy

MRO Minitwins & BMCRC Rookie Minitwins

QUALIFYING - SECTOR ANALYSIS



SECTOR 1 = FL to I1, SECTOR 2 = I1 to FL, DIFF = Difference To Personal Best Lap, P = Crossed Finish Line in Pit Lane, D = Time Disallowed

P27 140		Tom SPALDING		Suzuki SV650 - Orion Mis Ltd			
IDEAL LAP TIME : 58.541		BEST LAP TIME : 59.024		DIFFERENCE : 0.483			
LAP	SECTOR 1	SECTOR 2	LAP TIME	MPH	DIFF	TIME OF DAY	
1 -	39.406	25.891	1:05.297	66.59	6.273	09:02:10.906	
2 -	38.457	24.584	1:03.041	68.98	4.017	09:03:13.947	
3 -	36.366	23.762	1:00.128	72.32	1.104	09:04:14.075	
4 -	35.931	24.385	1:00.316	72.09	1.292	09:05:14.391	
5 -	36.526	24.463	1:00.989	71.30	1.965	09:06:15.380	
6 -	36.780	24.588	1:01.368	70.86	2.344	09:07:16.748	
7 -	35.632	23.691	59.323	73.30	0.299	09:08:16.071	
8 -	35.363	23.661	59.024 (1)	73.67		09:09:15.095	
9 -	35.817	23.754	59.571	72.99	0.547	09:10:14.666	
10 -	35.906	23.257	59.163 (3)	73.50	0.139	09:11:13.829	
11 -	36.160	23.272	59.432	73.16	0.408	09:12:13.261	
12 -	35.284	23.850	59.134 (2)	73.53	0.110	09:13:12.395	

P28 110 R		Darryl PLEDGER		Suzuki SV650 -			
IDEAL LAP TIME : 58.483		BEST LAP TIME : 59.071		DIFFERENCE : 0.588			
LAP	SECTOR 1	SECTOR 2	LAP TIME	MPH	DIFF	TIME OF DAY	
1 -	40.678	25.711	1:06.389	65.50	7.318	09:02:10.535	
2 -	38.326	24.521	1:02.847	69.19	3.776	09:03:13.382	
3 -	37.344	24.130	1:01.474	70.73	2.403	09:04:14.856	
4 -	37.038	24.252	1:01.290	70.95	2.219	09:05:16.146	
5 -	37.291	24.359	1:01.650	70.53	2.579	09:06:17.796	
6 -	38.075	25.204	1:03.279	68.72	4.208	09:07:21.075	
7 -	36.052	23.547	59.599 (3)	72.96	0.528	09:08:20.674	
8 -	36.182	23.713	59.895	72.60	0.824	09:09:20.569	
9 -	36.460	24.099	1:00.559	71.80	1.488	09:10:21.128	
10 -	36.122	23.235	59.357 (2)	73.26	0.286	09:11:20.485	
11 -	35.248	23.823	59.071 (1)	73.61		09:12:19.556	
12 -	36.267	25.391	1:01.658	70.52	2.587	09:13:21.214	

P29 257 R		Connor HOOD		Suzuki SV650S - CMW motorcycles			
IDEAL LAP TIME : 58.860		BEST LAP TIME : 59.149		DIFFERENCE : 0.289			
LAP	SECTOR 1	SECTOR 2	LAP TIME	MPH	DIFF	TIME OF DAY	
1 -	39.155	24.110	1:03.265	68.73	4.116	09:01:48.006	
2 -	36.707	23.602	1:00.309	72.10	1.160	09:02:48.315	
3 -	38.733	24.099	1:02.832	69.21	3.683	09:03:51.147	
4 -	37.625	23.706	1:01.331	70.90	2.182	09:04:52.478	
5 -	36.811	23.126	59.937	72.55	0.788	09:05:52.415	
6 -	36.963	23.819	1:00.782	71.54	1.633	09:06:53.197	
7 -	36.278	23.110	59.388 (2)	73.22	0.239	09:07:52.585	
8 -	36.174	23.325	59.499 (3)	73.08	0.350	09:08:52.084	
9 -	36.463	22.686	59.149 (1)	73.51		09:09:51.233	
10 -	38.105	23.897	1:02.002	70.13	2.853	09:10:53.235	
11 -	36.391	24.149	1:00.540	71.83	1.391	09:11:53.775	
12 -	36.812	23.152	59.964	72.52	0.815	09:12:53.739	

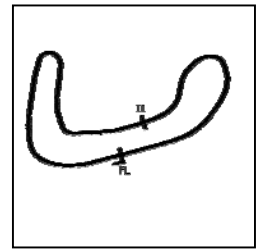
Weather / Track : Cloudy / Dry

Brands Hatch Indy
Circuit Length = 1.2079 miles
Start: 08:59 Flag 09:12 End: 09:13

BMCRC - MRO Championships 2020 - Rnd 1 @ Brands Hatch Indy

MRO Minitwins & BMCRC Rookie Minitwins

QUALIFYING - SECTOR ANALYSIS



SECTOR 1 = FL to I1, SECTOR 2 = I1 to FL, DIFF = Difference To Personal Best Lap, P = Crossed Finish Line in Pit Lane, D = Time Disallowed

P30 144		Nick CRONIN		Suzuki SV650 -			
IDEAL LAP TIME : 58.619		BEST LAP TIME : 59.173		DIFFERENCE : 0.554			
LAP	SECTOR 1	SECTOR 2	LAP TIME	MPH	DIFF	TIME OF DAY	
1 -	41.870	26.861	1:08.731	63.26	9.558	09:02:20.906	
2 -	39.589	24.440	1:04.029	67.91	4.856	09:03:24.935	
3 -	37.076	25.579	1:02.655	69.40	3.482	09:04:27.590	
4 -	35.727	24.923	1:00.650	71.69	1.477	09:05:28.240	
5 -	35.619	23.614	59.233 (3)	73.41	0.060	09:06:27.473	
6 -	35.231	24.606	59.837	72.67	0.664	09:07:27.310	
7 -	35.836	23.989	59.825	72.68	0.652	09:08:27.135	
8 -	36.912	23.388	1:00.300	72.11	1.127	09:09:27.435	
9 -	36.026	25.152	1:01.178	71.08	2.005	09:10:28.613	
10 -	36.448	23.790	1:00.238	72.19	1.065	09:11:28.851	
11 -	35.775	23.398	59.173 (1)	73.48		09:12:28.024	
12 -	35.584	23.635	59.219 (2)	73.43	0.046	09:13:27.243	

P31 105 R		Connor WADE		Suzuki SV650 - WELD CARE INDUSTRIES			
IDEAL LAP TIME : 59.277		BEST LAP TIME : 59.277		DIFFERENCE : 0.000			
LAP	SECTOR 1	SECTOR 2	LAP TIME	MPH	DIFF	TIME OF DAY	
1 -	40.859	25.730	1:06.589	65.30	7.312	09:02:17.765	
2 -	38.903	25.987	1:04.890	67.01	5.613	09:03:22.655	
3 -	38.867	25.474	1:04.341	67.58	5.064	09:04:26.996	
4 -	38.146	24.707	1:02.853	69.18	3.576	09:05:29.849	
5 -	37.127	24.054	1:01.181 (3)	71.07	1.904	09:06:31.030	
6 -	35.811	23.466	59.277 (1)	73.36		09:07:30.307	
7 -	37.071	23.630	1:00.701 (2)	71.63	1.424	09:08:31.008	
8 -	36.770	25.003	1:01.773	70.39	2.496	09:09:32.781	

P32 19		Kevin LILLEY		Suzuki SV650 - Trafalgar Cleaning Eqpt. / Vanson Leathers			
IDEAL LAP TIME : 58.519		BEST LAP TIME : 1:00.079		DIFFERENCE : 1.560			
LAP	SECTOR 1	SECTOR 2	LAP TIME	MPH	DIFF	TIME OF DAY	
1 -	36.490	23.589	1:00.079 (1)	72.38		09:02:11.362	

P33 159		Benn RIDGWELL		Suzuki SV650 - Ridgely Racing			
IDEAL LAP TIME : 59.884		BEST LAP TIME : 1:00.345		DIFFERENCE : 0.461			
LAP	SECTOR 1	SECTOR 2	LAP TIME	MPH	DIFF	TIME OF DAY	
1 -	39.192	24.949	1:04.141	67.79	3.796	09:02:11.629	
2 -	36.837	24.454	1:01.291	70.95	0.946	09:03:12.920	
3 -	36.398	23.947	1:00.345 (1)	72.06		09:04:13.265	
4 -	36.478	24.222	1:00.700	71.64	0.355	09:05:13.965	
5 -	36.436	24.480	1:00.916	71.38	0.571	09:06:14.881	
6 -	36.415	24.350	1:00.765	71.56	0.420	09:07:15.646	
7 -	36.371	24.265	1:00.636 (3)	71.71	0.291	09:08:16.282	
8 -	35.937	24.468	1:00.405 (2)	71.99	0.060	09:09:16.687	

P34 152		Jason ALLEN		Suzuki SV650 - Reprobate tribe racing.			
IDEAL LAP TIME : 1:00.439		BEST LAP TIME : 1:00.439		DIFFERENCE : 0.000			
LAP	SECTOR 1	SECTOR 2	LAP TIME	MPH	DIFF	TIME OF DAY	
1 -	39.441	25.729	1:05.170	66.72	4.731	09:02:11.079	
2 -	38.271	24.902	1:03.173	68.83	2.734	09:03:14.252	
3 -	36.748	24.478	1:01.226 (2)	71.02	0.787	09:04:15.478	
4 -	36.041	24.398	1:00.439 (1)	71.95		09:05:15.917	
5 -	37.052	25.483	1:02.535 (3)	69.53	2.096	09:06:18.452	

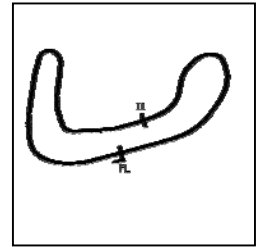
Weather / Track : Cloudy / Dry

Brands Hatch Indy
Circuit Length = 1.2079 miles
Start: 08:59 Flag 09:12 End: 09:13

BMCRC - MRO Championships 2020 - Rnd 1 @ Brands Hatch Indy

MRO Minitwins & BMCRC Rookie Minitwins

QUALIFYING - SECTOR ANALYSIS



SECTOR 1 = FL to I1, SECTOR 2 = I1 to FL, DIFF = Difference To Personal Best Lap, P = Crossed Finish Line in Pit Lane, D = Time Disallowed

P35 47		Tristan BOHANAN		Suzuki SV650 - MY BRUV !		
IDEAL LAP TIME : 1:00.533		BEST LAP TIME : 1:00.946		DIFFERENCE : 0.413		
LAP	SECTOR 1	SECTOR 2	LAP TIME	MPH	DIFF	TIME OF DAY
1 -	44.845	26.110	1:10.955	61.28	10.009	09:02:28.737
2 -	41.138	25.335	1:06.473	65.41	5.527	09:03:35.210
3 -	40.612	25.037	1:05.649	66.24	4.703	09:04:40.859
4 -	38.486	24.538	1:03.024	68.99	2.078	09:05:43.883
5 -	38.220	24.530	1:02.750	69.30	1.804	09:06:46.633
6 -	38.269	24.031	1:02.300	69.80	1.354	09:07:48.933
7 -	38.249	24.120	1:02.369	69.72	1.423	09:08:51.302
8 -	38.091	23.396	1:01.487	70.72	0.541	09:09:52.789
9 -	37.470	23.926	1:01.396 (2)	70.82	0.450	09:10:54.185
10 -	37.137	23.809	1:00.946 (1)	71.35		09:11:55.131
11 -	37.936	23.539	1:01.475 (3)	70.73	0.529	09:12:56.606

P36 561		David LESLIE		Suzuki SV650 -		
IDEAL LAP TIME : 1:00.245		BEST LAP TIME : 1:00.978		DIFFERENCE : 0.733		
LAP	SECTOR 1	SECTOR 2	LAP TIME	MPH	DIFF	TIME OF DAY
1 -	41.837	26.480	1:08.317	63.65	7.339	09:02:21.080
2 -	40.356	27.436	1:07.792	64.14	6.814	09:03:28.872
3 -	39.463	26.576	1:06.039	65.84	5.061	09:04:34.911
4 -	39.073	25.241	1:04.314	67.61	3.336	09:05:39.225
5 -	37.715	24.310	1:02.025	70.11	1.047	09:06:41.250
6 -	37.163	24.444	1:01.607	70.58	0.629	09:07:42.857
7 -	36.706	24.870	1:01.576 (3)	70.62	0.598	09:08:44.433
8 -	37.406	24.569	1:01.975	70.16	0.997	09:09:46.408
9 -	37.053	24.342	1:01.395 (2)	70.82	0.417	09:10:47.803
10 -	40.352	25.703	1:06.055	65.83	5.077	09:11:53.858
11 -	37.439	23.539	1:00.978 (1)	71.31		09:12:54.836

P37 11 R		Darren O'LEARY		Suzuki SV650 -		
IDEAL LAP TIME : 1:01.256		BEST LAP TIME : 1:01.368		DIFFERENCE : 0.112		
LAP	SECTOR 1	SECTOR 2	LAP TIME	MPH	DIFF	TIME OF DAY
1 -	41.890	26.491	1:08.381	63.59	7.013	09:01:55.516
2 -	39.825	25.039	1:04.864	67.04	3.496	09:03:00.380
3 -	39.223	24.592	1:03.815	68.14	2.447	09:04:04.195
4 -	38.916	25.620	1:04.536	67.38	3.168	09:05:08.731
5 -	39.308	25.335	1:04.643	67.27	3.275	09:06:13.374
6 -	38.694	24.745	1:03.439	68.54	2.071	09:07:16.813
7 -	38.584	25.177	1:03.761	68.20	2.393	09:08:20.574
8 -	38.699	24.881	1:03.580	68.39	2.212	09:09:24.154
9 -	38.836	25.420	1:04.256	67.67	2.888	09:10:28.410
10 -	38.941	24.255	1:03.196 (3)	68.81	1.828	09:11:31.606
11 -	37.624	24.371	1:01.995 (2)	70.14	0.627	09:12:33.601
12 -	37.001	24.367	1:01.368 (1)	70.86		09:13:34.969

Weather / Track : Cloudy / Dry

Brands Hatch Indy
Circuit Length = 1.2079 miles
Start: 08:59 Flag 09:12 End: 09:13

BMCRC - MRO Championships 2020 - Rnd 1 @ Brands Hatch Indy

MRO Minitwins & BMCRC Rookie Minitwins

QUALIFYING - SECTOR ANALYSIS



SECTOR 1 = FL to I1, SECTOR 2 = I1 to FL, DIFF = Difference To Personal Best Lap, P = Crossed Finish Line in Pit Lane, D = Time Disallowed

P38 272 R Christopher COWAN			Suzuki SV650 - IMP Racing International			
IDEAL LAP TIME : 1:02.942		BEST LAP TIME : 1:03.219	DIFFERENCE : 0.277			
LAP	SECTOR 1	SECTOR 2	LAP TIME	MPH	DIFF	TIME OF DAY
1 -	42.064	26.475	1:08.539	63.44	5.320	09:02:19.937
2 -	41.220	27.227	1:08.447	63.53	5.228	09:03:28.384
3 -	39.574	26.578	1:06.152	65.73	2.933	09:04:34.536
4 -	39.227	25.213	1:04.440 (2)	67.48	1.221	09:05:38.976
5 -	38.844	26.039	1:04.883	67.02	1.664	09:06:43.859
6 -	39.082	25.519	1:04.601	67.31	1.382	09:07:48.460
7 -	38.763	25.891	1:04.654	67.25	1.435	09:08:53.114
8 -	39.473	26.064	1:05.537	66.35	2.318	09:09:58.651
9 -	38.917	25.631	1:04.548 (3)	67.37	1.329	09:11:03.199
10 -	41.037	24.695	1:05.732	66.15	2.513	09:12:08.931
11 -	38.247	24.972	1:03.219 (1)	68.78		09:13:12.150

P39 70 Vanessa GILLAM			Suzuki SV650 - No More Straps			
IDEAL LAP TIME : 1:03.003		BEST LAP TIME : 1:03.376	DIFFERENCE : 0.373			
LAP	SECTOR 1	SECTOR 2	LAP TIME	MPH	DIFF	TIME OF DAY
1 -	41.875	26.227	1:08.102	63.85	4.726	09:01:54.690
2 -	39.541	25.011	1:04.552	67.36	1.176	09:02:59.242
3 -	39.394	24.753	1:04.147	67.79	0.771	09:04:03.389
4 -	39.112	25.944	1:05.056	66.84	1.680	09:05:08.445
5 -	39.025	24.834	1:03.859 (2)	68.09	0.483	09:06:12.304
6 -	38.250	25.126	1:03.376 (1)	68.61		09:07:15.680
7 -	39.202	24.957	1:04.159	67.77	0.783	09:08:19.839
8 -	38.974	24.990	1:03.964 (3)	67.98	0.588	09:09:23.803
9 -	38.971	25.467	1:04.438	67.48	1.062	09:10:28.241
10 -	39.366	25.621	1:04.987	66.91	1.611	09:11:33.228
11 -	38.789	25.453	1:04.242	67.69	0.866	09:12:37.470
12 -	39.119	25.403	1:04.522	67.39	1.146	09:13:41.992

P40 321 R Illia ZHURAVEL			Suzuki SV650 -			
IDEAL LAP TIME :		BEST LAP TIME : 1:04.403	DIFFERENCE :			
LAP	SECTOR 1	SECTOR 2	LAP TIME	MPH	DIFF	TIME OF DAY
1 -	OUTLAP	29.891	1:22.998	52.39	18.595	09:04:00.813
2 -			1:07.483	64.43	3.080	09:05:08.296
3 -			1:08.476	63.50	4.073	09:06:16.772
4 -			1:10.687	61.51	6.284	09:07:27.459
5 -			1:10.711	61.49	6.308	09:08:38.170
6 -			1:04.403 (1)	67.52		09:09:42.573
7 -			1:04.989 (2)	66.91	0.586	09:10:47.562
8 -			1:05.927	65.96	1.524	09:11:53.489
9 -			1:05.150 (3)	66.74	0.747	09:12:58.639

P41 83 R Greg RYAN			Suzuki SV650 -			
IDEAL LAP TIME : 1:10.131		BEST LAP TIME : 1:10.712	DIFFERENCE : 0.581			
LAP	SECTOR 1	SECTOR 2	LAP TIME	MPH	DIFF	TIME OF DAY
1 -	OUTLAP	29.986	1:18.775	55.20	8.063	09:02:38.235
2 -	44.697	29.060	1:13.757	58.95	3.045	09:03:51.992
3 -	43.393	28.246	1:11.639	60.70	0.927	09:05:03.631
4 -	43.772	28.378	1:12.150	60.27	1.438	09:06:15.781
5 -	43.555	27.854	1:11.409 (3)	60.89	0.697	09:07:27.190
6 -	43.234	28.260	1:11.494	60.82	0.782	09:08:38.684
7 -	43.141	28.516	1:11.657	60.68	0.945	09:09:50.341
8 -	43.557	28.348	1:11.905	60.47	1.193	09:11:02.246
9 -	42.336	28.376	1:10.712 (1)	61.49		09:12:12.958
10 -	42.277	28.675	1:10.952 (2)	61.28	0.240	09:13:23.910

Weather / Track : Cloudy / Dry

Brands Hatch Indy
Circuit Length = 1.2079 miles
Start: 08:59 Flag 09:12 End: 09:13

BMCRC - MRO Championships 2020 - Rnd 1 @ Brands Hatch Indy

MRO Minitwins & BMCRC Rookie Minitwins

QUALIFYING - BEST SECTORS

SECTOR 1				SECTOR 2				IDEAL / BEST COMPARISON				
POS	NO	NAME	TIME	NO	NAME	TIME	POS	NO	NAME	IDEAL	BEST	DIFF
									PERFECT LAP	53.033		
1	184	TWYFORD	31.684	184	TWYFORD	21.349	1	184	TWYFORD	53.033	53.175	0.142
2	86	WITHERINGTON	31.720	86	WITHERINGTON	21.420	2	86	WITHERINGTON	53.140	53.308	0.168
3	96	HARRIS	31.955	96	HARRIS	21.465	3	96	HARRIS	53.420	53.546	0.126
4	232	WETHERELL	32.170	232	WETHERELL	21.506	4	232	WETHERELL	53.676	53.676	0.000
5	661	HARRIS	32.621	155	HARRIS	21.668	5	155	HARRIS	54.370	54.417	0.047
6	95	REYNOLDS	32.699	12	TAYLOR	21.911	6	95	REYNOLDS	54.661	54.718	0.057
7	155	HARRIS	32.702	160	KENNEDY	21.947	7	661	HARRIS	54.770	55.363	0.593
8	12	TAYLOR	32.909	95	REYNOLDS	21.962	8	12	TAYLOR	54.820	54.933	0.113
9	192	MOFFA	32.938	710	HENSTOCK	21.966	9	192	MOFFA	54.947	54.947	0.000
10	78	POVAH	33.031	192	MOFFA	22.009	10	710	HENSTOCK	55.002	55.307	0.305
11	710	HENSTOCK	33.036	78	POVAH	22.071	11	78	POVAH	55.102	55.394	0.292
12	160	KENNEDY	33.458	661	HARRIS	22.149	12	160	KENNEDY	55.405	55.558	0.153
13	97	MANN	33.647	97	MANN	22.231	13	97	MANN	55.878	56.457	0.579
14	156	STONE	33.857	199	FROST	22.270	14	199	FROST	56.159	56.170	0.011
15	199	FROST	33.889	71	CLUNE	22.570	15	156	STONE	56.574	56.574	0.000
16	247	BEER	34.119	247	BEER	22.629	16	71	CLUNE	56.717	57.129	0.412
17	71	CLUNE	34.147	257	HOOD	22.686	17	247	BEER	56.748	56.748	0.000
18	5	MANTELL	34.232	43	DAVIE	22.701	18	5	MANTELL	57.055	57.464	0.409
19	81	MAY	34.464	156	STONE	22.717	19	81	MAY	57.235	57.235	0.000
20	717	SHEEHAN	34.663	81	MAY	22.771	20	717	SHEEHAN	57.646	57.699	0.053
21	40	WILKINSON	34.885	40	WILKINSON	22.789	21	43	DAVIE	57.672	57.672	0.000
22	19	LILLEY	34.930	5	MANTELL	22.823	22	40	WILKINSON	57.674	57.992	0.318
23	43	DAVIE	34.971	717	SHEEHAN	22.983	23	84	BRANCO	58.128	58.128	0.000
24	84	BRANCO	35.138	84	BRANCO	22.990	24	197	GUYETT	58.293	58.293	0.000
25	51	DURANT	35.144	197	GUYETT	23.038	25	51	DURANT	58.307	58.307	0.000
26	144	CRONIN	35.231	51	DURANT	23.163	26	110	PLEDGER	58.483	59.071	0.588
27	110	PLEDGER	35.248	110	PLEDGER	23.235	27	19	LILLEY	58.519	1:00.079	1.560
28	197	GUYETT	35.255	140	SPALDING	23.257	28	140	SPALDING	58.541	59.024	0.483
29	140	SPALDING	35.284	144	CRONIN	23.388	29	144	CRONIN	58.619	59.173	0.554
30	105	WADE	35.811	47	BOHANAN	23.396	30	257	HOOD	58.860	59.149	0.289
31	159	RIDGWELL	35.937	105	WADE	23.466	31	105	WADE	59.277	59.277	0.000
32	152	ALLEN	36.041	561	LESLIE	23.539	32	159	RIDGWELL	59.884	1:00.345	0.461
33	257	HOOD	36.174	19	LILLEY	23.589	33	561	LESLIE	1:00.245	1:00.978	0.733
34	561	LESLIE	36.706	159	RIDGWELL	23.947	34	152	ALLEN	1:00.439	1:00.439	0.000
35	11	O'LEARY	37.001	11	O'LEARY	24.255	35	47	BOHANAN	1:00.533	1:00.946	0.413
36	47	BOHANAN	37.137	152	ALLEN	24.398	36	11	O'LEARY	1:01.256	1:01.368	0.112
37	272	COWAN	38.247	272	COWAN	24.695	37	272	COWAN	1:02.942	1:03.219	0.277
38	70	GILLAM	38.250	70	GILLAM	24.753	38	70	GILLAM	1:03.003	1:03.376	0.373
39	83	RYAN	42.277	83	RYAN	27.854	39	83	RYAN	1:10.131	1:10.712	0.581
40				321	ZHURAVEL	29.891	40	321	ZHURAVEL		1:04.403	
41							41	46	MORRIS		54.805	

Weather / Track : Cloudy / Dry

Results can be found at www.tsl-timing.com

Brands Hatch Indy
Circuit Length = 1.2079 miles
Start: 08:59 Flag 09:12 End: 09:13

Printed - 09:15 Saturday, 07 March 2020

BMCRC - MRO Championships 2020 - Rnd 1 @ Brands Hatch Indy

MRO Minitwins & BMCRC Rookie Minitwins

QUALIFYING - STATISTICS

Competitors Started 41
Planned Start 2020-03-07 @ 09:00:00.000
Actual Start 2020-03-07 @ 08:59:59.182
Finish Time 2020-03-07 @ 09:12:52.792
Track Length 1.2079mi.
Total Laps 447
Total Distance Covered 539.9516mi.

Session Fastest Lap History

NO	CL	NAME	LAP TIME	TIME OF DAY	LAP	VEHICLE
86		Paul WITHERINGTON	57.852	09:01:34.529	1	Suzuki SV650
232		Matt WETHERELL	57.329	09:01:35.442	1	Suzuki SV650
86		Paul WITHERINGTON	55.872	09:02:30.402	2	Suzuki SV650
96		Dan HARRIS	55.424	09:02:30.617	2	Suzuki SV650
78		Keith POVAH	55.394	09:03:27.009	3	Suzuki SV650
96		Dan HARRIS	55.005	09:04:21.096	4	Suzuki SV650
232		Matt WETHERELL	54.571	09:04:21.345	4	Suzuki SV650
86		Paul WITHERINGTON	53.308	09:05:16.567	5	Suzuki SV650
184		David TWYFORD	53.175	09:10:16.814	8	Suzuki SV650

Flag History

TYPE	TIME OF DAY
GREEN	08:59:59.182
FINISH	09:12:52.792

Flag Statistics

TYPE	COUNT	TOTAL LAPS	TOTAL TIME
Green	1	14	13:59.089
Red	0	0	0.000
Safety Car	0	0	0.000
FCY	0	0	0.000

BMCRC - MRO Championships 2020 - Rnd 1 @ Brands Hatch Indy

MRO Minitwins & BMCRC Rookie Minitwins

QUALIFYING - STATISTICS

CLASS :

29 Starters

Fastest Lap History

NO	NAME	LAP TIME	TIME OF DAY	LAP	VEHICLE
86	Paul WITHERINGTON	57.852	09:01:34.529	1	Suzuki SV650
232	Matt WETHERELL	57.329	09:01:35.442	1	Suzuki SV650
86	Paul WITHERINGTON	55.872	09:02:30.402	2	Suzuki SV650
96	Dan HARRIS	55.424	09:02:30.617	2	Suzuki SV650
78	Keith POVAH	55.394	09:03:27.009	3	Suzuki SV650
96	Dan HARRIS	55.005	09:04:21.096	4	Suzuki SV650
232	Matt WETHERELL	54.571	09:04:21.345	4	Suzuki SV650
86	Paul WITHERINGTON	53.308	09:05:16.567	5	Suzuki SV650
184	David TWYFORD	53.175	09:10:16.814	8	Suzuki SV650

Weather / Track : Cloudy / Dry

Results can be found at www.tsl-timing.com

Page 2 of 3

Brands Hatch Indy
Circuit Length = 1.2079 miles
Start: 08:59 Flag 09:12 End: 09:13

Printed - 09:15 Saturday, 07 March 2020

BMCRC - MRO Championships 2020 - Rnd 1 @ Brands Hatch Indy

MRO Minitwins & BMCRC Rookie Minitwins

QUALIFYING - STATISTICS

CLASS : R

12 Starters

Fastest Lap History

NO	NAME	LAP TIME	TIME OF DAY	LAP	VEHICLE
160	Christopher KENNEDY	59.408	09:01:35.911	1	Suzuki SV650
160	Christopher KENNEDY	57.520	09:02:33.430	2	Suzuki SV650
160	Christopher KENNEDY	57.159	09:03:30.589	3	Suzuki SV650
97	Alex MANN	56.960	09:03:33.140	3	Suzuki SV650
160	Christopher KENNEDY	55.702	09:06:23.183	6	Suzuki SV650
160	Christopher KENNEDY	55.558	09:10:10.209	10	Suzuki SV650
710	Craig HENSTOCK	55.541	09:11:17.576	11	Suzuki SV650
710	Craig HENSTOCK	55.307	09:12:12.881	12	Suzuki SV650

Weather / Track : Cloudy / Dry

Results can be found at www.tsl-timing.com

Page 3 of 3

Brands Hatch Indy
Circuit Length = 1.2079 miles
Start: 08:59 Flag 09:12 End: 09:13
Printed - 09:15 Saturday, 07 March 2020

BMCRC - MRO Championships 2020 - Rnd 1 @ Brands Hatch Indy



MRO Minitwins & BMCRC Rookie Minitwins

RACE 1 - GRID (10 Laps)

ROW 14	42		1:10.712	41	83 Greg RYAN	40	1:04.403	321 Illia ZHURAVEL		
ROW 13		39	1:03.376	70 Vanessa GILLAM	38	1:03.219	272 Christopher COWAN	37	1:01.368	11 Darren O'LEARY
ROW 12	36	1:00.978	561 David LESLIE	35	1:00.946	47 Tristan BOHANAN	34	1:00.439	152 Jason ALLEN	
ROW 11		33	1:00.345	159 Benn RIDGWELL	32	1:00.079	19 Kevin LILLEY	31	59.277	105 Connor WADE
ROW 10	30	59.173	144 Nick CRONIN	29	59.149	257 Connor HOOD	28	59.071	110 Darryl PLEDGER	
ROW 9		27	59.024	140 Tom SPALDING	26	58.307	51 Andrew DURANT	25	58.293	197 Reece GUYETT
ROW 8	24	58.128	84 Ricardo BRANCO	23	57.992	40 Simon WILKINSON	22	57.699	717 James SHEEHAN	
ROW 7		21	57.672	43 Robert DAVIE	20	57.464	5 Barry MANTELL	19	57.235	81 Malvern MAY
ROW 6	18	57.129	71 Colin CLUNE	17	56.748	247 Peter BEER	16	56.574	156 Michael STONE	
ROW 5		15	56.457	97 Alex MANN	14	56.170	199 Michael FROST	13	55.558	160 Christopher KENNEDY
ROW 4	12	55.394	78 Keith POVAH	11	55.363	661 Cameron HARRIS	10	55.307	710 Craig HENSTOCK	
ROW 3		9	54.947	192 Daniel MOFFA	8	54.933	12 Russell TAYLOR	7	54.805	46 Jeff MORRIS
ROW 2	6	54.718	95 John REYNOLDS	5	54.417	155 Richard HARRIS	4	53.676	232 Matt WETHERELL	
ROW 1		3	53.546	96 Dan HARRIS	2	53.308	86 Paul WITHERINGTON	1	53.175	184 David TWYFORD

Pole

Brands Hatch Indy
Circuit Length = 1.2079 miles

These results are provisional until the conclusion of any judicial and technical matters.

Clerk Of Course :	Steward :	Timekeeper :
-------------------	-----------	--------------

Results can be found at www.tsl-timing.com

Printed - 09:16 Saturday, 07 March 2020



BMCRC - MRO Championships 2020 - Rnd 1 @ Brands Hatch Indy



MRO Minitwins & BMCRC Rookie Minitwins

RACE 1 - CLASSIFICATION

POS	NO	CL	PIC NAME	ENTRY	LAPS	TIME	GAP	DIFF	MPH	BEST	ON
1	184		1 David TWYFORD	Suzuki SV650 -	10	9:02.365			80.17	52.850	3
2	232		2 Matt WETHERELL	Suzuki SV650 - MSG Racing/Lamonde.com/FWR T	10	9:02.977	0.612	0.612	80.08	53.227	10
3	95		3 John REYNOLDS	Suzuki SV650 - Fins Motorcycles	10	9:03.335	0.970	0.358	80.03	53.340	3
4	12		4 Russell TAYLOR	Suzuki SV650 -	10	9:03.569	1.204	0.234	80.00	52.955	6
5	86		5 Paul WITHERINGTON	Suzuki SV650 - PJW Plumbers	10	9:03.747	1.382	0.178	79.97	53.425	6
6	96		6 Dan HARRIS	Suzuki SV650 - HP Racing	10	9:03.863	1.498	0.116	79.95	52.984	8
7	155		7 Richard HARRIS	Suzuki SV650 - HP Racing	10	9:08.793	6.428	4.930	79.23	53.642	6
8	661		8 Cameron HARRIS	Suzuki SV650 - HARRIS PERFORMANCE	10	9:09.827	7.462	1.034	79.09	53.765	10
9	5		9 Barry MANTELL	Suzuki SV650 S - Swedish car connection	10	9:13.033	10.668	3.206	78.63	53.891	3
10	710	R	1 Craig HENSTOCK	Suzuki SV650 -	10	9:14.451	12.086	1.418	78.43	54.123	4
11	192		10 Daniel MOFFA	Suzuki SV650 - DM Racing	10	9:15.092	12.727	0.641	78.34	53.822	6
12	156		11 Michael STONE	Suzuki SV650 -	10	9:18.239	15.874	3.147	77.89	54.540	8
13	160	R	2 Christopher KENNEDY	Suzuki SV650 -	10	9:20.628	18.263	2.389	77.56	54.727	7
14	46*		12 Jeff MORRIS	Suzuki SV650 -	10	9:21.739	19.374	1.111	77.41	54.048	6
15	97	R	3 Alex MANN	Suzuki SV650 - TT50 Cars,Prestige,Denham Hedley	10	9:26.116	23.751	4.377	76.81	55.333	8
16	19		13 Kevin LILLEY	Suzuki SV650 - Trafalgar Cleaning Eqpt. / Vanson L	10	9:31.491	29.126	5.375	76.09	54.863	10
17	199		14 Michael FROST	Suzuki SV650 -	10	9:33.848	31.483	2.357	75.77	55.865	4
18	717	R	4 James SHEEHAN	Suzuki GLADIUS 650 -	10	9:34.430	32.065	0.582	75.70	55.871	9
19	71		15 Colin CLUNE	Suzuki SV650 -	10	9:34.652	32.287	0.222	75.67	55.735	10
20	257	R	5 Connor HOOD	Suzuki SV650S - CMW motorcycles	10	9:42.640	40.275	7.988	74.63	56.229	8
21	40		16 Simon WILKINSON	Suzuki SV650 - S P Wilkinson Engineering Ltd	10	9:43.375	41.010	0.735	74.54	57.000	6
22	247	R	6 Peter BEER	Suzuki SV650 -	10	9:43.868	41.503	0.493	74.47	56.646	2
23	43		17 Robert DAVIE	Suzuki SV650 -	10	9:47.345	44.980	3.477	74.03	56.482	7
24	159		18 Benn RIDGWELL	Suzuki SV650 - Ridgely Racing	10	9:54.165	51.800	6.820	73.18	57.555	2
25	197		19 Reece GUYETT	Suzuki SV650 - rose mot	10	9:56.594	54.229	2.429	72.89	58.252	4
26	51		20 Andrew DURANT	Suzuki SV650 -	10	9:58.556	56.191	1.962	72.65	57.927	5
27	144		21 Nick CRONIN	Suzuki SV650 -	10	9:58.888	56.523	0.332	72.61	57.857	4
28	110	R	7 Darryl PLEDGER	Suzuki SV650 -	9	9:06.591	1 Lap	1 Lap	71.60	57.512	9
29	105	R	8 Connor WADE	Suzuki SV650 - WELD CARE INDUSTRIES	9	9:08.257	1 Lap	1.666	71.38	58.933	6
30	47		22 Tristan BOHANAN	Suzuki SV650 - MY BRUV !	9	9:08.400	1 Lap	0.143	71.36	58.790	6
31	152		23 Jason ALLEN	Suzuki SV650 - Reprobate tribe racing.	9	9:08.810	1 Lap	0.410	71.31	58.048	8
32	561*		24 David LESLIE	Suzuki SV650 -	9	9:09.729	1 Lap	0.919	71.19	58.488	9
33	272	R	9 Christopher COWAN	Suzuki SV650 - IMP Racing International	9	9:16.145	1 Lap	6.416	70.37	1:00.208	6
34	11	R	10 Darren O'LEARY	Suzuki SV650 -	9	9:16.370	1 Lap	0.225	70.34	59.808	9
35	70		25 Vanessa GILLAM	Suzuki SV650 - No More Straps	9	9:30.988	1 Lap	14.618	68.54	1:01.847	2
36	321	R	11 Illia ZHURAVEL	Suzuki SV650 -	9	9:58.725	1 Lap	27.737	65.36	1:03.600	6
37	83	R	12 Greg RYAN	Suzuki SV650 -	8	9:47.091	2 Laps	1 Lap	59.25	1:11.266	2

NOT CLASSIFIED

DNF	78		Keith POVAH	Suzuki SV650 - 78Plate.com Screenprinting/@crap.	2	2:01.008	8 Laps	6 Laps	71.87	59.145	2
-----	----	--	-------------	--	---	----------	--------	--------	-------	--------	---

FASTEST LAP

	184		David TWYFORD	Suzuki SV650 -	3	52.850			82.28 mph	132.42 kph	
	710	R	Craig HENSTOCK	Suzuki SV650 -	4	54.123			80.34 mph	129.30 kph	

* No 46 - 10 second penalty - jump start

* No. 561 - Please fit a working transponder

Class - 92.5% of Race Speed = 74.15 mph

Class R - 92.5% of Race Speed = 72.54 mph

Brands Hatch Indy

Circuit Length = 1.2079 miles

Start: 12:02 Flag 12:11 End: 12:12

Weather / Track : Cloudy / Dry

These results are provisional until the conclusion of any judicial and technical matters.

Clerk Of Course :	Steward :	Timekeeper :

Results can be found at www.tsl-timing.com

Printed - 12:12 Saturday, 07 March 2020



BMCRC - MRO Championships 2020 - Rnd 1 @ Brands Hatch Indy

MRO Minitwins & BMCRC Rookie Minitwins

RACE 1 - LAP CHART

LAP 1 @ 12:03:00.731

NO	BEHIND	LAP TIME
184		59.445
95	0.130	59.575
232	0.356	59.801
155	0.955	1:00.400
86	1.087	1:00.532
96	1.480	1:00.925
12	1.533	1:00.978
78	2.418	1:01.863
661	2.439	1:01.884
46	2.519	1:01.964
192	2.663	1:02.108
710	2.981	1:02.426
5	3.497	1:02.942
156	3.526	1:02.971
160	3.608	1:03.053
199	4.892	1:04.337
97	5.067	1:04.512
71	5.689	1:05.134
717	5.954	1:05.399
40	6.211	1:05.656
247	7.186	1:06.631
159	7.570	1:07.015
197	7.786	1:07.231
43	8.030	1:07.475
19	9.345	1:08.790
144	9.408	1:08.853
257	9.639	1:09.084
51	10.353	1:09.798
272	10.551	1:09.996
110	10.958	1:10.403
47	11.080	1:10.525
105	11.568	1:11.013
152	11.718	1:11.163
561	12.013	1:11.458
11	12.586	1:12.031
70	13.205	1:12.650
321	20.720	1:20.165
83	21.175	1:20.620

LAP 2 @ 12:03:54.836

NO	BEHIND	LAP TIME
184		54.105
95	0.671	54.646
232	0.934	54.683
86	1.130	54.148
155	1.590	54.740
12	1.823	54.395
96	1.939	54.564
661	2.959	54.625
46	3.078	54.664
192	3.486	54.928
5	4.149	54.757
710	4.608	55.732
156	5.542	56.121
160	6.136	56.633
97	6.878	55.916
78	7.458	59.145
199	7.596	56.809
71	8.116	56.532
717	8.627	56.778
40	9.359	57.253
247	9.727	56.646

Weather / Track : Cloudy / Dry

Results can be found at www.tsl-timing.com

159	11.020	57.555
19	12.654	57.414
197	12.784	59.103
43	12.879	58.954
257	13.631	58.097
144	14.982	59.679
51	15.393	59.145
272	17.842	1:01.396
47	18.033	1:01.058
110	18.553	1:01.700
105	18.615	1:01.152
561	19.041	1:01.133
152	19.350	1:01.737
11	19.547	1:01.066
70	20.947	1:01.847
321	33.130	1:06.515
83	38.336	1:11.266

LAP 3 @ 12:04:47.686

NO	BEHIND	LAP TIME
184		52.850
95	1.161	53.340
232	1.536	53.452
86	1.875	53.595
96	2.395	53.306
12	2.625	53.652
155	3.194	54.454
661	4.176	54.067
46	4.610	54.382
192	4.874	54.238
5	5.190	53.891
710	6.169	54.411
156	7.595	54.903
160	8.423	55.137
97	9.499	55.471
71	11.664	56.398
717	12.363	56.586
199	12.962	58.216
40	13.851	57.342
247	14.185	57.308
19	16.510	56.706
159	16.867	58.697
197	18.573	58.639
257	18.667	57.886
43	18.736	58.707
144	20.836	58.704
51	21.045	58.502
47	25.320	1:00.137
272	25.929	1:00.937
110	26.093	1:00.390
105	26.143	1:00.378
561	26.595	1:00.404
11	27.178	1:00.481
152	27.714	1:01.214
70	30.123	1:02.026
321	44.805	1:04.525

LAP 4 @ 12:05:40.921

NO	BEHIND	LAP TIME
184		53.235
95	1.285	53.359
232	1.640	53.339
86	2.097	53.457
96	2.273	53.113

12	3.056	53.666
155	3.911	53.952
83	1 Lap	1:11.924
661	5.066	54.125
192	5.504	53.865
46	5.950	54.575
5	6.214	54.259
710	7.057	54.123
156	9.186	54.826
160	9.973	54.785
97	11.873	55.609
71	14.820	56.391
199	15.592	55.865
717	16.066	56.938
40	18.022	57.406
247	18.285	57.335
19	18.817	55.542
159	21.852	58.220
197	23.590	58.252
257	23.716	58.284
43	24.079	58.578
144	25.458	57.857
51	26.298	58.488
47	31.938	59.853
110	32.022	59.164
105	32.239	59.331
272	33.800	1:01.106
561	34.067	1:00.707
11	34.924	1:00.981
152	35.124	1:00.645
70	39.225	1:02.337

LAP 5 @ 12:06:34.532

NO	BEHIND	LAP TIME
184		53.611
95	1.581	53.907
232	1.928	53.899
86	2.122	53.636
96	2.237	53.575
321	1 Lap	1:04.516
12	2.729	53.284
155	4.174	53.874
661	5.438	53.983
192	6.352	54.459
46	6.799	54.460
5	6.935	54.332
710	7.947	54.501
156	10.635	55.060
160	11.806	55.444
97	14.345	56.083
71	18.274	57.065
199	18.413	56.432
717	19.257	56.802
40	21.704	57.293
19	21.790	56.584
247	22.197	57.523
83	1 Lap	1:13.045
159	26.652	58.411
257	27.119	57.014
197	28.660	58.681
43	28.863	58.395
144	29.927	58.080
51	30.614	57.927
110	38.048	59.637
105	38.322	59.694

LAP 6 @ 12:07:28.054

NO	BEHIND	LAP TIME
184		53.522
95	1.475	53.416
232	1.711	53.305
96	1.873	53.158
86	2.025	53.425
12	2.162	52.955
155	4.294	53.642
661	6.454	54.538
192	6.652	53.822
46	7.325	54.048
5	8.291	54.878
710	8.592	54.167
156	12.305	55.192
321	1 Lap	1:03.720
160	13.155	54.871
97	16.385	55.562
71	21.341	56.589
199	21.415	56.524
717	21.652	55.917
19	23.660	55.392
40	25.182	57.000
247	25.805	57.130
257	30.672	57.075
159	32.258	59.128
43	32.421	57.080
197	34.493	59.355
144	36.426	1:00.021
51	37.012	59.920
83	1 Lap	1:13.284
110	43.413	58.887
105	43.733	58.933
47	44.327	58.790
561	45.890	58.943
152	46.511	58.548
272	47.774	1:00.208
11	48.295	59.932

LAP 7 @ 12:08:22.628

NO	BEHIND	LAP TIME
184		54.574
95	0.491	53.590
232	0.765	53.628
96	1.423	54.124
86	1.465	54.014
12	1.511	53.923
70	1 Lap	1:02.803
155	3.721	54.001
661	6.347	54.467
46	6.888	54.137
5	7.791	54.074
192	7.857	55.779
710	8.191	54.173
156	12.384	54.653
160	13.308	54.727
97	17.231	55.420

321	1 Lap	1:03.600
71	22.945	56.178
199	23.075	56.234
717	23.704	56.626
19	24.104	55.018
40	27.967	57.359
247	28.561	57.330
257	32.394	56.296
43	34.329	56.482
159	36.274	58.590
197	39.171	59.252
144	39.946	58.094
51	40.613	58.175
110	48.214	59.375
105	48.415	59.256
47	48.845	59.092
152	50.648	58.711
561	51.074	59.758

LAP 8 @ 12:09:16.299

NO	BEHIND	LAP TIME
184		53.671
272	1 Lap	1:00.743
95	0.460	53.640
232	0.613	53.519
96	0.736	52.984
11	1 Lap	1:00.909
86	1.443	53.649
12	1.753	53.913
155	4.177	54.127
661	6.604	53.928
46	7.536	54.319
83	2 Laps	1:12.778
5	9.160	55.040
192	9.989	55.803
710	10.199	55.679
70	1 Lap	1:02.013
156	13.253	54.540
160	14.944	55.307
97	18.893	55.333
199	25.931	56.527
19	26.522	56.089
717	26.914	56.881
71	27.978	58.704
40	32.360	58.064
321	1 Lap	1:04.614
247	32.726	57.836
257	34.952	56.229
43	37.273	56.615
159	41.611	59.008
197	44.477	58.977
144	45.230	58.955
51	45.328	58.386
110	54.066	59.523
105	54.278	59.534

LAP 9 @ 12:10:10.630

NO	BEHIND	LAP TIME
184		54.331
95	0.172	54.043
47	1 Lap	59.362
96	0.257	53.852
232	0.406	54.124
152	1 Lap	58.048

Brands Hatch Indy

Circuit Length = 1.2079 miles

Start: 12:02 Flag 12:11 End: 12:12

BMCRC - MRO Championships 2020 - Rnd 1 @ Brands Hatch Indy

MRO Minitwins & BMCRC Rookie Minitwins

RACE 1 - LAP CHART

86	0.786	53.674	197	54.229	58.461
12	1.033	53.611	51	56.191	59.979
561	1 Lap	58.825	321	1 Lap	1:06.841
155	5.187	55.341	144	56.523	59.880
272	1 Lap	1:00.626			
661	6.718	54.445			
11	1 Lap	1:00.590			
46	7.768	54.563			
5	8.819	53.990			
710	10.516	54.648			
192	10.917	55.259			
156	14.000	55.078			
160	16.176	55.563			
70	1 Lap	1:02.640			
97	20.177	55.615			
83	2 Laps	1:12.770			
19	27.284	55.093			
199	27.780	56.180			
717	28.454	55.871			
71	29.573	55.926			
40	35.598	57.569			
247	36.187	57.792			
257	37.014	56.393			
43	40.807	57.865			
321	1 Lap	1:04.229			
159	46.071	58.791			
197	48.789	58.643			
51	49.233	58.236			
144	49.664	58.765			

LAP 10 @ 12:11:03.651

NO	BEHIND	LAP TIME
----	--------	----------

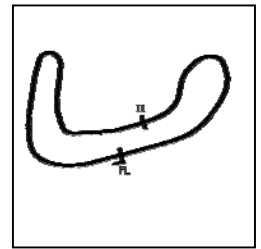
184		53.021
232	0.612	53.227
95	0.970	53.819
12	1.204	53.192
86	1.382	53.617
96	1.498	54.262
110	1 Lap	57.512
105	1 Lap	58.966
47	1 Lap	58.851
155	6.428	54.262
152	1 Lap	58.772
561	1 Lap	58.488
661	7.462	53.765
46	9.374	54.627
5	10.668	54.870
710	12.086	54.591
192	12.727	54.831
272	1 Lap	1:00.234
11	1 Lap	59.808
156	15.874	54.895
160	18.263	55.108
97	23.751	56.595
70	1 Lap	1:02.686
19	29.126	54.863
199	31.483	56.724
717	32.065	56.632
71	32.287	55.735
257	40.275	56.282
40	41.010	58.433
247	41.503	58.337
83	2 Laps	1:11.404
43	44.980	57.194
159	51.800	58.750

Weather / Track : Cloudy / Dry

BMCRC - MRO Championships 2020 - Rnd 1 @ Brands Hatch Indy

MRO Minitwins & BMCRC Rookie Minitwins

RACE 1 - SECTOR ANALYSIS



SECTOR 1 = FL to I1, SECTOR 2 = I1 to FL, DIFF = Difference To Personal Best Lap, P = Crossed Finish Line in Pit Lane, D = Time Disallowed

P1 184		David TWYFORD		Suzuki SV650 -		
IDEAL LAP TIME : 52.850		BEST LAP TIME : 52.850		DIFFERENCE : 0.000		
LAP	SECTOR 1	SECTOR 2	LAP TIME	MPH	DIFF	TIME OF DAY
1 -		22.220	59.445	73.15	6.595	12:03:00.731
2 -	32.457	21.648	54.105	80.37	1.255	12:03:54.836
3 -	31.638	21.212	52.850 (1)	82.28		12:04:47.686
4 -	31.762	21.473	53.235 (3)	81.68	0.385	12:05:40.921
5 -	31.854	21.757	53.611	81.11	0.761	12:06:34.532
6 -	32.186	21.336	53.522	81.24	0.672	12:07:28.054
7 -	32.190	22.384	54.574	79.68	1.724	12:08:22.628
8 -	31.869	21.802	53.671	81.02	0.821	12:09:16.299
9 -	32.413	21.918	54.331	80.03	1.481	12:10:10.630
10 -	31.804	21.217	53.021 (2)	82.01	0.171	12:11:03.651

P2 232		Matt WETHERELL		Suzuki SV650 - MSG Racing/Lamonde.com/FWR Tyres		
IDEAL LAP TIME : 52.972		BEST LAP TIME : 53.227		DIFFERENCE : 0.255		
LAP	SECTOR 1	SECTOR 2	LAP TIME	MPH	DIFF	TIME OF DAY
1 -		21.781	59.801	72.71	6.574	12:03:01.087
2 -	33.028	21.655	54.683	79.52	1.456	12:03:55.770
3 -	32.147	21.305	53.452	81.35	0.225	12:04:49.222
4 -	31.985	21.354	53.339 (3)	81.52	0.112	12:05:42.561
5 -	32.029	21.870	53.899	80.68	0.672	12:06:36.460
6 -	32.076	21.229	53.305 (2)	81.57	0.078	12:07:29.765
7 -	32.123	21.505	53.628	81.08	0.401	12:08:23.393
8 -	31.970	21.549	53.519	81.25	0.292	12:09:16.912
9 -	32.459	21.665	54.124	80.34	0.897	12:10:11.036
10 -	32.225	21.002	53.227 (1)	81.69		12:11:04.263

P3 95		John REYNOLDS		Suzuki SV650 - Fins Motorcycles		
IDEAL LAP TIME : 52.972		BEST LAP TIME : 53.340		DIFFERENCE : 0.368		
LAP	SECTOR 1	SECTOR 2	LAP TIME	MPH	DIFF	TIME OF DAY
1 -		21.992	59.575	72.99	6.235	12:03:00.861
2 -	32.733	21.913	54.646	79.57	1.306	12:03:55.507
3 -	31.847	21.493	53.340 (1)	81.52		12:04:48.847
4 -	31.917	21.442	53.359 (2)	81.49	0.019	12:05:42.206
5 -	32.343	21.564	53.907	80.66	0.567	12:06:36.113
6 -	32.079	21.337	53.416 (3)	81.41	0.076	12:07:29.529
7 -	31.735	21.855	53.590	81.14	0.250	12:08:23.119
8 -	31.965	21.675	53.640	81.07	0.300	12:09:16.759
9 -	32.020	22.023	54.043	80.46	0.703	12:10:10.802
10 -	32.582	21.237	53.819	80.80	0.479	12:11:04.621

P4 12		Russell TAYLOR		Suzuki SV650 -		
IDEAL LAP TIME : 52.885		BEST LAP TIME : 52.955		DIFFERENCE : 0.070		
LAP	SECTOR 1	SECTOR 2	LAP TIME	MPH	DIFF	TIME OF DAY
1 -		22.110	1:00.978	71.31	8.023	12:03:02.264
2 -	32.849	21.546	54.395	79.94	1.440	12:03:56.659
3 -	32.453	21.199	53.652	81.05	0.697	12:04:50.311
4 -	32.169	21.497	53.666	81.03	0.711	12:05:43.977
5 -	31.994	21.290	53.284 (3)	81.61	0.329	12:06:37.261
6 -	31.861	21.094	52.955 (1)	82.11		12:07:30.216
7 -	32.246	21.677	53.923	80.64	0.968	12:08:24.139
8 -	32.141	21.772	53.913	80.65	0.958	12:09:18.052
9 -	31.946	21.665	53.611	81.11	0.656	12:10:11.663
10 -	32.168	21.024	53.192 (2)	81.75	0.237	12:11:04.855

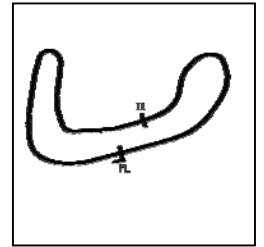
Weather / Track : Cloudy / Dry

Brands Hatch Indy
Circuit Length = 1.2079 miles
Start: 12:02 Flag 12:11 End: 12:12

BMCRC - MRO Championships 2020 - Rnd 1 @ Brands Hatch Indy

MRO Minitwins & BMCRC Rookie Minitwins

RACE 1 - SECTOR ANALYSIS



SECTOR 1 = FL to I1, SECTOR 2 = I1 to FL, DIFF = Difference To Personal Best Lap, P = Crossed Finish Line in Pit Lane, D = Time Disallowed

P5 86 Paul WITHERINGTON		Suzuki SV650 - PJW Plumbers				
IDEAL LAP TIME : 52.911		BEST LAP TIME : 53.425		DIFFERENCE : 0.514		
LAP	SECTOR 1	SECTOR 2	LAP TIME	MPH	DIFF	TIME OF DAY
1 -		22.398	1:00.532	71.83	7.107	12:03:01.818
2 -	32.564	21.584	54.148	80.30	0.723	12:03:55.966
3 -	32.180	21.415	53.595 (3)	81.13	0.170	12:04:49.561
4 -	31.968	21.489	53.457 (2)	81.34	0.032	12:05:43.018
5 -	31.914	21.722	53.636	81.07	0.211	12:06:36.654
6 -	32.219	21.206	53.425 (1)	81.39		12:07:30.079
7 -	32.224	21.790	54.014	80.50	0.589	12:08:24.093
8 -	31.757	21.892	53.649	81.05	0.224	12:09:17.742
9 -	32.084	21.590	53.674	81.01	0.249	12:10:11.416
10 -	32.463	21.154	53.617	81.10	0.192	12:11:05.033

P6 96 Dan HARRIS		Suzuki SV650 - HP Racing				
IDEAL LAP TIME : 52.491		BEST LAP TIME : 52.984		DIFFERENCE : 0.493		
LAP	SECTOR 1	SECTOR 2	LAP TIME	MPH	DIFF	TIME OF DAY
1 -		22.193	1:00.925	71.37	7.941	12:03:02.211
2 -	32.644	21.920	54.564	79.69	1.580	12:03:56.775
3 -	32.058	21.248	53.306	81.57	0.322	12:04:50.081
4 -	31.688	21.425	53.113 (2)	81.87	0.129	12:05:43.194
5 -	31.936	21.639	53.575	81.16	0.591	12:06:36.769
6 -	31.909	21.249	53.158 (3)	81.80	0.174	12:07:29.927
7 -	32.210	21.914	54.124	80.34	1.140	12:08:24.051
8 -	31.534	21.450	52.984 (1)	82.07		12:09:17.035
9 -	32.298	21.554	53.852	80.75	0.868	12:10:10.887
10 -	33.305	20.957	54.262	80.14	1.278	12:11:05.149

P7 155 Richard HARRIS		Suzuki SV650 - HP Racing				
IDEAL LAP TIME : 53.642		BEST LAP TIME : 53.642		DIFFERENCE : 0.000		
LAP	SECTOR 1	SECTOR 2	LAP TIME	MPH	DIFF	TIME OF DAY
1 -		22.255	1:00.400	71.99	6.758	12:03:01.686
2 -	32.911	21.829	54.740	79.44	1.098	12:03:56.426
3 -	32.847	21.607	54.454	79.85	0.812	12:04:50.880
4 -	32.373	21.579	53.952 (3)	80.60	0.310	12:05:44.832
5 -	32.307	21.567	53.874 (2)	80.71	0.232	12:06:38.706
6 -	32.193	21.449	53.642 (1)	81.06		12:07:32.348
7 -	32.446	21.555	54.001	80.52	0.359	12:08:26.349
8 -	32.326	21.801	54.127	80.34	0.485	12:09:20.476
9 -	32.806	22.535	55.341	78.57	1.699	12:10:15.817
10 -	32.334	21.928	54.262	80.14	0.620	12:11:10.079

P8 661 Cameron HARRIS		Suzuki SV650 - HARRIS PERFORMANCE				
IDEAL LAP TIME : 53.641		BEST LAP TIME : 53.765		DIFFERENCE : 0.124		
LAP	SECTOR 1	SECTOR 2	LAP TIME	MPH	DIFF	TIME OF DAY
1 -		22.457	1:01.884	70.27	8.119	12:03:03.170
2 -	32.717	21.908	54.625	79.60	0.860	12:03:57.795
3 -	32.405	21.662	54.067	80.42	0.302	12:04:51.862
4 -	32.406	21.719	54.125	80.34	0.360	12:05:45.987
5 -	32.286	21.697	53.983 (3)	80.55	0.218	12:06:39.970
6 -	32.792	21.746	54.538	79.73	0.773	12:07:34.508
7 -	32.724	21.743	54.467	79.83	0.702	12:08:28.975
8 -	32.053	21.875	53.928 (2)	80.63	0.163	12:09:22.903
9 -	32.167	22.278	54.445	79.87	0.680	12:10:17.348
10 -	32.177	21.588	53.765 (1)	80.88		12:11:11.113

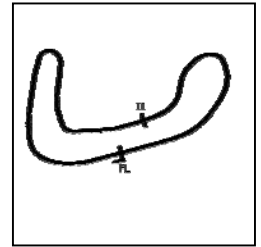
Weather / Track : Cloudy / Dry

Brands Hatch Indy
Circuit Length = 1.2079 miles
Start: 12:02 Flag 12:11 End: 12:12

BMCRC - MRO Championships 2020 - Rnd 1 @ Brands Hatch Indy

MRO Minitwins & BMCRC Rookie Minitwins

RACE 1 - SECTOR ANALYSIS



SECTOR 1 = FL to I1, SECTOR 2 = I1 to FL, DIFF = Difference To Personal Best Lap, P = Crossed Finish Line in Pit Lane, D = Time Disallowed

P9 5		Barry MANTELL		Suzuki SV650 S - Swedish car connection		
IDEAL LAP TIME : 53.756		BEST LAP TIME : 53.891		DIFFERENCE : 0.135		
LAP	SECTOR 1	SECTOR 2	LAP TIME	MPH	DIFF	TIME OF DAY
1 -		22.022	1:02.942	69.08	9.051	12:03:04.228
2 -	33.007	21.750	54.757	79.41	0.866	12:03:58.985
3 -	32.469	21.422	53.891 (1)	80.69		12:04:52.876
4 -	32.425	21.834	54.259	80.14	0.368	12:05:47.135
5 -	32.887	21.445	54.332	80.03	0.441	12:06:41.467
6 -	33.359	21.519	54.878	79.24	0.987	12:07:36.345
7 -	32.393	21.681	54.074 (3)	80.41	0.183	12:08:30.419
8 -	32.833	22.207	55.040	79.00	1.149	12:09:25.459
9 -	32.334	21.656	53.990 (2)	80.54	0.099	12:10:19.449
10 -	33.218	21.652	54.870	79.25	0.979	12:11:14.319

P10 710 R		Craig HENSTOCK		Suzuki SV650 -		
IDEAL LAP TIME : 53.970		BEST LAP TIME : 54.123		DIFFERENCE : 0.153		
LAP	SECTOR 1	SECTOR 2	LAP TIME	MPH	DIFF	TIME OF DAY
1 -		22.401	1:02.426	69.66	8.303	12:03:03.712
2 -	33.463	22.269	55.732	78.02	1.609	12:03:59.444
3 -	32.715	21.696	54.411	79.92	0.288	12:04:53.855
4 -	32.461	21.662	54.123 (1)	80.34		12:05:47.978
5 -	32.744	21.757	54.501	79.78	0.378	12:06:42.479
6 -	32.658	21.509	54.167 (2)	80.28	0.044	12:07:36.646
7 -	32.597	21.576	54.173 (3)	80.27	0.050	12:08:30.819
8 -	33.123	22.556	55.679	78.10	1.556	12:09:26.498
9 -	33.071	21.577	54.648	79.57	0.525	12:10:21.146
10 -	32.618	21.973	54.591	79.65	0.468	12:11:15.737

P11 192		Daniel MOFFA		Suzuki SV650 - DM Racing		
IDEAL LAP TIME : 53.781		BEST LAP TIME : 53.822		DIFFERENCE : 0.041		
LAP	SECTOR 1	SECTOR 2	LAP TIME	MPH	DIFF	TIME OF DAY
1 -		22.279	1:02.108	70.01	8.286	12:03:03.394
2 -	33.156	21.772	54.928	79.16	1.106	12:03:58.322
3 -	32.572	21.666	54.238 (3)	80.17	0.416	12:04:52.560
4 -	32.308	21.557	53.865 (2)	80.73	0.043	12:05:46.425
5 -	32.919	21.540	54.459	79.85	0.637	12:06:40.884
6 -	32.349	21.473	53.822 (1)	80.79		12:07:34.706
7 -	33.563	22.216	55.779	77.96	1.957	12:08:30.485
8 -	33.326	22.477	55.803	77.92	1.981	12:09:26.288
9 -	33.593	21.666	55.259	78.69	1.437	12:10:21.547
10 -	32.445	22.386	54.831	79.30	1.009	12:11:16.378

P12 156		Michael STONE		Suzuki SV650 -		
IDEAL LAP TIME : 54.526		BEST LAP TIME : 54.540		DIFFERENCE : 0.014		
LAP	SECTOR 1	SECTOR 2	LAP TIME	MPH	DIFF	TIME OF DAY
1 -		22.436	1:02.971	69.05	8.431	12:03:04.257
2 -	33.515	22.606	56.121	77.48	1.581	12:04:00.378
3 -	32.655	22.248	54.903	79.20	0.363	12:04:55.281
4 -	32.682	22.144	54.826 (3)	79.31	0.286	12:05:50.107
5 -	32.945	22.115	55.060	78.97	0.520	12:06:45.167
6 -	32.674	22.518	55.192	78.79	0.652	12:07:40.359
7 -	32.473	22.180	54.653 (2)	79.56	0.113	12:08:35.012
8 -	32.422	22.118	54.540 (1)	79.73		12:09:29.552
9 -	32.974	22.104	55.078	78.95	0.538	12:10:24.630
10 -	32.460	22.435	54.895	79.21	0.355	12:11:19.525

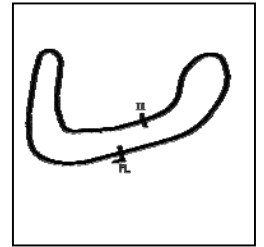
Weather / Track : Cloudy / Dry

Brands Hatch Indy
Circuit Length = 1.2079 miles
Start: 12:02 Flag 12:11 End: 12:12

BMCRC - MRO Championships 2020 - Rnd 1 @ Brands Hatch Indy

MRO Minitwins & BMCRC Rookie Minitwins

RACE 1 - SECTOR ANALYSIS



SECTOR 1 = FL to I1, SECTOR 2 = I1 to FL, DIFF = Difference To Personal Best Lap, P = Crossed Finish Line in Pit Lane, D = Time Disallowed

P13 160 R		Christopher KENNEDY		Suzuki SV650 -		
IDEAL LAP TIME : 54.722		BEST LAP TIME : 54.727		DIFFERENCE : 0.005		
LAP	SECTOR 1	SECTOR 2	LAP TIME	MPH	DIFF	TIME OF DAY
1 -		21.975	1:03.053	68.96	8.326	12:03:04.339
2 -	33.733	22.900	56.633	76.78	1.906	12:04:00.972
3 -	33.232	21.905	55.137	78.86	0.410	12:04:56.109
4 -	32.923	21.862	54.785 (2)	79.37	0.058	12:05:50.894
5 -	33.583	21.861	55.444	78.43	0.717	12:06:46.338
6 -	32.930	21.941	54.871 (3)	79.25	0.144	12:07:41.209
7 -	32.928	21.799	54.727 (1)	79.45		12:08:35.936
8 -	33.444	21.863	55.307	78.62	0.580	12:09:31.243
9 -	33.543	22.020	55.563	78.26	0.836	12:10:26.806
10 -	33.052	22.056	55.108	78.91	0.381	12:11:21.914

P14 46		Jeff MORRIS		Suzuki SV650 -		
IDEAL LAP TIME : 53.914		BEST LAP TIME : 54.048		DIFFERENCE : 0.134		
LAP	SECTOR 1	SECTOR 2	LAP TIME	MPH	DIFF	TIME OF DAY
1 -		22.411	1:01.964	70.17	7.916	12:03:03.250
2 -	32.833	21.831	54.664	79.55	0.616	12:03:57.914
3 -	32.756	21.626	54.382	79.96	0.334	12:04:52.296
4 -	32.757	21.818	54.575	79.68	0.527	12:05:46.871
5 -	32.884	21.576	54.460	79.84	0.412	12:06:41.331
6 -	32.430	21.618	54.048 (1)	80.45		12:07:35.379
7 -	32.338	21.799	54.137 (2)	80.32	0.089	12:08:29.516
8 -	32.475	21.844	54.319 (3)	80.05	0.271	12:09:23.835
9 -	32.764	21.799	54.563	79.69	0.515	12:10:18.398
10 -	32.757	21.870	54.627	79.60	0.579	12:11:13.025

P15 97 R		Alex MANN		Suzuki SV650 - TT50 Cars,Prestige,Denham Hedley Commerci		
IDEAL LAP TIME : 55.239		BEST LAP TIME : 55.333		DIFFERENCE : 0.094		
LAP	SECTOR 1	SECTOR 2	LAP TIME	MPH	DIFF	TIME OF DAY
1 -		22.650	1:04.512	67.40	9.179	12:03:05.798
2 -	33.924	21.992	55.916	77.77	0.583	12:04:01.714
3 -	33.509	21.962	55.471 (3)	78.39	0.138	12:04:57.185
4 -	33.485	22.124	55.609	78.19	0.276	12:05:52.794
5 -	34.016	22.067	56.083	77.53	0.750	12:06:48.877
6 -	33.332	22.230	55.562	78.26	0.229	12:07:44.439
7 -	33.462	21.958	55.420 (2)	78.46	0.087	12:08:39.859
8 -	33.281	22.052	55.333 (1)	78.58		12:09:35.192
9 -	33.346	22.269	55.615	78.19	0.282	12:10:30.807
10 -	34.195	22.400	56.595	76.83	1.262	12:11:27.402

P16 19		Kevin LILLEY		Suzuki SV650 - Trafalgar Cleaning Eqpt. / Vanson Leathers		
IDEAL LAP TIME : 54.825		BEST LAP TIME : 54.863		DIFFERENCE : 0.038		
LAP	SECTOR 1	SECTOR 2	LAP TIME	MPH	DIFF	TIME OF DAY
1 -		23.599	1:08.790	63.21	13.927	12:03:10.076
2 -	34.398	23.016	57.414	75.74	2.551	12:04:07.490
3 -	33.515	23.191	56.706	76.68	1.843	12:05:04.196
4 -	33.483	22.059	55.542	78.29	0.679	12:05:59.738
5 -	33.701	22.883	56.584	76.85	1.721	12:06:56.322
6 -	33.142	22.250	55.392	78.50	0.529	12:07:51.714
7 -	32.920	22.098	55.018 (2)	79.03	0.155	12:08:46.732
8 -	33.679	22.410	56.089	77.53	1.226	12:09:42.821
9 -	33.000	22.093	55.093 (3)	78.93	0.230	12:10:37.914
10 -	32.958	21.905	54.863 (1)	79.26		12:11:32.777

Weather / Track : Cloudy / Dry

Brands Hatch Indy
Circuit Length = 1.2079 miles
Start: 12:02 Flag 12:11 End: 12:12

BMCRC - MRO Championships 2020 - Rnd 1 @ Brands Hatch Indy

MRO Minitwins & BMCRC Rookie Minitwins

RACE 1 - SECTOR ANALYSIS



SECTOR 1 = FL to I1, SECTOR 2 = I1 to FL, DIFF = Difference To Personal Best Lap, P = Crossed Finish Line in Pit Lane, D = Time Disallowed

P17 199		Michael FROST		Suzuki SV650 -		
IDEAL LAP TIME : 55.476		BEST LAP TIME : 55.865		DIFFERENCE : 0.389		
LAP	SECTOR 1	SECTOR 2	LAP TIME	MPH	DIFF	TIME OF DAY
1 -		22.617	1:04.337	67.59	8.472	12:03:05.623
2 -	34.612	22.197	56.809	76.54	0.944	12:04:02.432
3 -	35.759	22.457	58.216	74.69	2.351	12:05:00.648
4 -	33.381	22.484	55.865 (1)	77.84		12:05:56.513
5 -	33.523	22.909	56.432	77.05	0.567	12:06:52.945
6 -	34.044	22.480	56.524	76.93	0.659	12:07:49.469
7 -	33.804	22.430	56.234 (3)	77.33	0.369	12:08:45.703
8 -	34.128	22.399	56.527	76.92	0.662	12:09:42.230
9 -	34.085	22.095	56.180 (2)	77.40	0.315	12:10:38.410
10 -	34.370	22.354	56.724	76.66	0.859	12:11:35.134

P18 717 R		James SHEEHAN		Suzuki GLADIUS 650 -		
IDEAL LAP TIME : 55.836		BEST LAP TIME : 55.871		DIFFERENCE : 0.035		
LAP	SECTOR 1	SECTOR 2	LAP TIME	MPH	DIFF	TIME OF DAY
1 -		23.355	1:05.399	66.49	9.528	12:03:06.685
2 -	34.237	22.541	56.778	76.58	0.907	12:04:03.463
3 -	34.056	22.530	56.586 (3)	76.84	0.715	12:05:00.049
4 -	34.043	22.895	56.938	76.37	1.067	12:05:56.987
5 -	34.053	22.749	56.802	76.55	0.931	12:06:53.789
6 -	33.604	22.313	55.917 (2)	77.76	0.046	12:07:49.706
7 -	34.171	22.455	56.626	76.79	0.755	12:08:46.332
8 -	34.532	22.349	56.881	76.45	1.010	12:09:43.213
9 -	33.639	22.232	55.871 (1)	77.83		12:10:39.084
10 -	34.348	22.284	56.632	76.78	0.761	12:11:35.716

P19 71		Colin CLUNE		Suzuki SV650 -		
IDEAL LAP TIME : 55.641		BEST LAP TIME : 55.735		DIFFERENCE : 0.094		
LAP	SECTOR 1	SECTOR 2	LAP TIME	MPH	DIFF	TIME OF DAY
1 -		23.336	1:05.134	66.76	9.399	12:03:06.420
2 -	34.064	22.468	56.532	76.92	0.797	12:04:02.952
3 -	33.874	22.524	56.398	77.10	0.663	12:04:59.350
4 -	33.613	22.778	56.391	77.11	0.656	12:05:55.741
5 -	33.744	23.321	57.065	76.20	1.330	12:06:52.806
6 -	33.880	22.709	56.589	76.84	0.854	12:07:49.395
7 -	33.702	22.476	56.178 (3)	77.40	0.443	12:08:45.573
8 -	34.638	24.066	58.704	74.07	2.969	12:09:44.277
9 -	33.659	22.267	55.926 (2)	77.75	0.191	12:10:40.203
10 -	33.374	22.361	55.735 (1)	78.02		12:11:35.938

P20 257 R		Connor HOOD		Suzuki SV650S - CMW motorcycles		
IDEAL LAP TIME : 55.443		BEST LAP TIME : 56.229		DIFFERENCE : 0.786		
LAP	SECTOR 1	SECTOR 2	LAP TIME	MPH	DIFF	TIME OF DAY
1 -		23.841	1:09.084	62.94	12.855	12:03:10.370
2 -	35.518	22.579	58.097	74.85	1.868	12:04:08.467
3 -	34.684	23.202	57.886	75.12	1.657	12:05:06.353
4 -	35.660	22.624	58.284	74.61	2.055	12:06:04.637
5 -	34.730	22.284	57.014	76.27	0.785	12:07:01.651
6 -	34.883	22.192	57.075	76.19	0.846	12:07:58.726
7 -	34.386	21.910	56.296 (3)	77.24	0.067	12:08:55.022
8 -	34.090	22.139	56.229 (1)	77.33		12:09:51.251
9 -	34.392	22.001	56.393	77.11	0.164	12:10:47.644
10 -	33.533	22.749	56.282 (2)	77.26	0.053	12:11:43.926

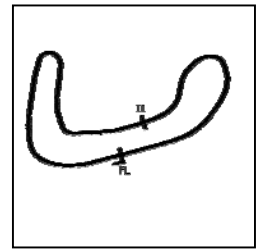
Weather / Track : Cloudy / Dry

Brands Hatch Indy
Circuit Length = 1.2079 miles
Start: 12:02 Flag 12:11 End: 12:12

BMCRC - MRO Championships 2020 - Rnd 1 @ Brands Hatch Indy

MRO Minitwins & BMCRC Rookie Minitwins

RACE 1 - SECTOR ANALYSIS



SECTOR 1 = FL to I1, SECTOR 2 = I1 to FL, DIFF = Difference To Personal Best Lap, P = Crossed Finish Line in Pit Lane, D = Time Disallowed

P21 40		Simon WILKINSON		Suzuki SV650 - S P Wilkinson Engineering Ltd		
IDEAL LAP TIME : 56.942		BEST LAP TIME : 57.000		DIFFERENCE : 0.058		
LAP	SECTOR 1	SECTOR 2	LAP TIME	MPH	DIFF	TIME OF DAY
1 -		23.114	1:05.656	66.23	8.656	12:03:06.942
2 -	34.434	22.819	57.253 (2)	75.95	0.253	12:04:04.195
3 -	34.477	22.865	57.342	75.83	0.342	12:05:01.537
4 -	34.387	23.019	57.406	75.75	0.406	12:05:58.943
5 -	34.330	22.963	57.293 (3)	75.90	0.293	12:06:56.236
6 -	34.123	22.877	57.000 (1)	76.29		12:07:53.236
7 -	34.528	22.831	57.359	75.81	0.359	12:08:50.595
8 -	34.709	23.355	58.064	74.89	1.064	12:09:48.659
9 -	34.687	22.882	57.569	75.53	0.569	12:10:46.228
10 -	34.849	23.584	58.433	74.42	1.433	12:11:44.661

P22 247 R		Peter BEER		Suzuki SV650 -		
IDEAL LAP TIME : 56.646		BEST LAP TIME : 56.646		DIFFERENCE : 0.000		
LAP	SECTOR 1	SECTOR 2	LAP TIME	MPH	DIFF	TIME OF DAY
1 -		23.241	1:06.631	65.26	9.985	12:03:07.917
2 -	33.806	22.840	56.646 (1)	76.76		12:04:04.563
3 -	34.451	22.857	57.308 (3)	75.88	0.662	12:05:01.871
4 -	34.376	22.959	57.335	75.84	0.689	12:05:59.206
5 -	34.412	23.111	57.523	75.59	0.877	12:06:56.729
6 -	33.914	23.216	57.130 (2)	76.11	0.484	12:07:53.859
7 -	34.296	23.034	57.330	75.85	0.684	12:08:51.189
8 -	34.308	23.528	57.836	75.18	1.190	12:09:49.025
9 -	34.478	23.314	57.792	75.24	1.146	12:10:46.817
10 -	34.451	23.886	58.337	74.54	1.691	12:11:45.154

P23 43		Robert DAVIE		Suzuki SV650 -		
IDEAL LAP TIME : 56.283		BEST LAP TIME : 56.482		DIFFERENCE : 0.199		
LAP	SECTOR 1	SECTOR 2	LAP TIME	MPH	DIFF	TIME OF DAY
1 -		23.537	1:07.475	64.44	10.993	12:03:08.761
2 -	35.532	23.422	58.954	73.76	2.472	12:04:07.715
3 -	35.256	23.451	58.707	74.07	2.225	12:05:06.422
4 -	35.865	22.713	58.578	74.23	2.096	12:06:05.000
5 -	35.463	22.932	58.395	74.46	1.913	12:07:03.395
6 -	34.789	22.291	57.080 (3)	76.18	0.598	12:08:00.475
7 -	34.435	22.047	56.482 (1)	76.99		12:08:56.957
8 -	34.236	22.379	56.615 (2)	76.81	0.133	12:09:53.572
9 -	34.581	23.284	57.865	75.15	1.383	12:10:51.437
10 -	34.674	22.520	57.194	76.03	0.712	12:11:48.631

P24 159		Benn RIDGWELL		Suzuki SV650 - Ridgely Racing		
IDEAL LAP TIME : 57.555		BEST LAP TIME : 57.555		DIFFERENCE : 0.000		
LAP	SECTOR 1	SECTOR 2	LAP TIME	MPH	DIFF	TIME OF DAY
1 -		23.479	1:07.015	64.88	9.460	12:03:08.301
2 -	34.275	23.280	57.555 (1)	75.55		12:04:05.856
3 -	34.917	23.780	58.697	74.08	1.142	12:05:04.553
4 -	34.864	23.356	58.220 (2)	74.69	0.665	12:06:02.773
5 -	34.844	23.567	58.411 (3)	74.44	0.856	12:07:01.184
6 -	35.749	23.379	59.128	73.54	1.573	12:08:00.312
7 -	35.192	23.398	58.590	74.22	1.035	12:08:58.902
8 -	35.486	23.522	59.008	73.69	1.453	12:09:57.910
9 -	35.347	23.444	58.791	73.96	1.236	12:10:56.701
10 -	35.341	23.409	58.750	74.01	1.195	12:11:55.451

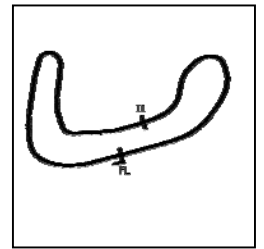
Weather / Track : Cloudy / Dry

Brands Hatch Indy
Circuit Length = 1.2079 miles
Start: 12:02 Flag 12:11 End: 12:12

BMCRC - MRO Championships 2020 - Rnd 1 @ Brands Hatch Indy

MRO Minitwins & BMCRC Rookie Minitwins

RACE 1 - SECTOR ANALYSIS



SECTOR 1 = FL to I1, SECTOR 2 = I1 to FL, DIFF = Difference To Personal Best Lap, P = Crossed Finish Line in Pit Lane, D = Time Disallowed

P25 197		Reece GUYETT		Suzuki SV650 - rose mot		
IDEAL LAP TIME : 58.025		BEST LAP TIME : 58.252		DIFFERENCE : 0.227		
LAP	SECTOR 1	SECTOR 2	LAP TIME	MPH	DIFF	TIME OF DAY
1 -		23.515	1:07.231	64.68	8.979	12:03:08.517
2 -	35.381	23.722	59.103	73.57	0.851	12:04:07.620
3 -	35.039	23.600	58.639 (3)	74.15	0.387	12:05:06.259
4 -	35.225	23.027	58.252 (1)	74.65		12:06:04.511
5 -	35.622	23.059	58.681	74.10	0.429	12:07:03.192
6 -	36.176	23.179	59.355	73.26	1.103	12:08:02.547
7 -	35.824	23.428	59.252	73.39	1.000	12:09:01.799
8 -	35.574	23.403	58.977	73.73	0.725	12:10:00.776
9 -	35.657	22.986	58.643	74.15	0.391	12:10:59.419
10 -	35.070	23.391	58.461 (2)	74.38	0.209	12:11:57.880

P26 51		Andrew DURANT		Suzuki SV650 -		
IDEAL LAP TIME : 57.729		BEST LAP TIME : 57.927		DIFFERENCE : 0.198		
LAP	SECTOR 1	SECTOR 2	LAP TIME	MPH	DIFF	TIME OF DAY
1 -		25.516	1:09.798	62.30	11.871	12:03:11.084
2 -	35.660	23.485	59.145	73.52	1.218	12:04:10.229
3 -	35.464	23.038	58.502	74.33	0.575	12:05:08.731
4 -	35.555	22.933	58.488	74.35	0.561	12:06:07.219
5 -	34.981	22.946	57.927 (1)	75.07		12:07:05.146
6 -	36.365	23.555	59.920	72.57	1.993	12:08:05.066
7 -	35.393	22.782	58.175 (2)	74.75	0.248	12:09:03.241
8 -	34.974	23.412	58.386	74.48	0.459	12:10:01.627
9 -	34.947	23.289	58.236 (3)	74.67	0.309	12:10:59.863
10 -	35.192	24.787	59.979	72.50	2.052	12:11:59.842

P27 144		Nick CRONIN		Suzuki SV650 -		
IDEAL LAP TIME : 57.857		BEST LAP TIME : 57.857		DIFFERENCE : 0.000		
LAP	SECTOR 1	SECTOR 2	LAP TIME	MPH	DIFF	TIME OF DAY
1 -		24.297	1:08.853	63.15	10.996	12:03:10.139
2 -	36.123	23.556	59.679	72.86	1.822	12:04:09.818
3 -	34.983	23.721	58.704	74.07	0.847	12:05:08.522
4 -	34.827	23.030	57.857 (1)	75.16		12:06:06.379
5 -	34.881	23.199	58.080 (2)	74.87	0.223	12:07:04.459
6 -	36.781	23.240	1:00.021	72.45	2.164	12:08:04.480
7 -	34.842	23.252	58.094 (3)	74.85	0.237	12:09:02.574
8 -	35.077	23.878	58.955	73.76	1.098	12:10:01.529
9 -	35.441	23.324	58.765	73.99	0.908	12:11:00.294
10 -	34.992	24.888	59.880	72.62	2.023	12:12:00.174

P28 110 R		Darryl PLEDGER		Suzuki SV650 -		
IDEAL LAP TIME : 57.512		BEST LAP TIME : 57.512		DIFFERENCE : 0.000		
LAP	SECTOR 1	SECTOR 2	LAP TIME	MPH	DIFF	TIME OF DAY
1 -		24.659	1:10.403	61.76	12.891	12:03:11.689
2 -	37.053	24.647	1:01.700	70.47	4.188	12:04:13.389
3 -	36.573	23.817	1:00.390	72.00	2.878	12:05:13.779
4 -	35.919	23.245	59.164 (3)	73.50	1.652	12:06:12.943
5 -	36.312	23.325	59.637	72.91	2.125	12:07:12.580
6 -	35.346	23.541	58.887 (2)	73.84	1.375	12:08:11.467
7 -	35.923	23.452	59.375	73.23	1.863	12:09:10.842
8 -	36.049	23.474	59.523	73.05	2.011	12:10:10.365
9 -	34.806	22.706	57.512 (1)	75.61		12:11:07.877

Weather / Track : Cloudy / Dry

Brands Hatch Indy
Circuit Length = 1.2079 miles
Start: 12:02 Flag 12:11 End: 12:12

BMCRC - MRO Championships 2020 - Rnd 1 @ Brands Hatch Indy

MRO Minitwins & BMCRC Rookie Minitwins

RACE 1 - SECTOR ANALYSIS



SECTOR 1 = FL to I1, SECTOR 2 = I1 to FL, DIFF = Difference To Personal Best Lap, P = Crossed Finish Line in Pit Lane, D = Time Disallowed

P29 105 R		Connor WADE		Suzuki SV650 - WELD CARE INDUSTRIES			
IDEAL LAP TIME : 58.557		BEST LAP TIME : 58.933		DIFFERENCE : 0.376			
LAP	SECTOR 1	SECTOR 2	LAP TIME	MPH	DIFF	TIME OF DAY	
1 -		24.184	1:11.013	61.23	12.080	12:03:12.299	
2 -	36.545	24.607	1:01.152	71.11	2.219	12:04:13.451	
3 -	36.576	23.802	1:00.378	72.02	1.445	12:05:13.829	
4 -	36.084	23.247	59.331	73.29	0.398	12:06:13.160	
5 -	36.345	23.349	59.694	72.84	0.761	12:07:12.854	
6 -	35.815	23.118	58.933 (1)	73.78		12:08:11.787	
7 -	35.797	23.459	59.256 (3)	73.38	0.323	12:09:11.043	
8 -	35.824	23.710	59.534	73.04	0.601	12:10:10.577	
9 -	35.439	23.527	58.966 (2)	73.74	0.033	12:11:09.543	

P30 47		Tristan BOHANAN		Suzuki SV650 - MY BRUV !			
IDEAL LAP TIME : 58.459		BEST LAP TIME : 58.790		DIFFERENCE : 0.331			
LAP	SECTOR 1	SECTOR 2	LAP TIME	MPH	DIFF	TIME OF DAY	
1 -		24.496	1:10.525	61.66	11.735	12:03:11.811	
2 -	36.966	24.092	1:01.058	71.22	2.268	12:04:12.869	
3 -	36.759	23.378	1:00.137	72.31	1.347	12:05:13.006	
4 -	36.379	23.474	59.853	72.65	1.063	12:06:12.859	
5 -	37.013	23.719	1:00.732	71.60	1.942	12:07:13.591	
6 -	35.928	22.862	58.790 (1)	73.96		12:08:12.381	
7 -	36.124	22.968	59.092 (3)	73.59	0.302	12:09:11.473	
8 -	35.877	23.485	59.362	73.25	0.572	12:10:10.835	
9 -	35.597	23.254	58.851 (2)	73.89	0.061	12:11:09.686	

P31 152		Jason ALLEN		Suzuki SV650 - Reprobate tribe racing.			
IDEAL LAP TIME : 58.012		BEST LAP TIME : 58.048		DIFFERENCE : 0.036			
LAP	SECTOR 1	SECTOR 2	LAP TIME	MPH	DIFF	TIME OF DAY	
1 -		24.548	1:11.163	61.10	13.115	12:03:12.449	
2 -	37.295	24.442	1:01.737	70.43	3.689	12:04:14.186	
3 -	37.372	23.842	1:01.214	71.03	3.166	12:05:15.400	
4 -	36.777	23.868	1:00.645	71.70	2.597	12:06:16.045	
5 -	36.205	23.767	59.972	72.51	1.924	12:07:16.017	
6 -	35.313	23.235	58.548 (2)	74.27	0.500	12:08:14.565	
7 -	35.495	23.216	58.711 (3)	74.06	0.663	12:09:13.276	
8 -	34.796	23.252	58.048 (1)	74.91		12:10:11.324	
9 -	35.552	23.220	58.772	73.99	0.724	12:11:10.096	

P32 561		David LESLIE		Suzuki SV650 -			
IDEAL LAP TIME :		BEST LAP TIME : 58.488		DIFFERENCE :			
LAP	SECTOR 1	SECTOR 2	LAP TIME	MPH	DIFF	TIME OF DAY	
1 -			1:11.458	60.85	12.970	12:03:12.744	
2 -			1:01.133	71.13	2.645	12:04:13.877	
3 -			1:00.404	71.99	1.916	12:05:14.281	
4 -			1:00.707	71.63	2.219	12:06:14.988	
5 -			1:00.013	72.46	1.525	12:07:15.001	
6 -			58.943 (3)	73.77	0.455	12:08:13.944	
7 -			59.758	72.77	1.270	12:09:13.702	
8 -			58.825 (2)	73.92	0.337	12:10:12.527	
9 -			58.488 (1)	74.35		12:11:11.015	

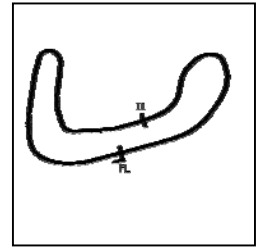
Weather / Track : Cloudy / Dry

Brands Hatch Indy
Circuit Length = 1.2079 miles
Start: 12:02 Flag 12:11 End: 12:12

BMCRC - MRO Championships 2020 - Rnd 1 @ Brands Hatch Indy

MRO Minitwins & BMCRC Rookie Minitwins

RACE 1 - SECTOR ANALYSIS



SECTOR 1 = FL to I1, SECTOR 2 = I1 to FL, DIFF = Difference To Personal Best Lap, P = Crossed Finish Line in Pit Lane, D = Time Disallowed

P33 272 R Christopher COWAN		Suzuki SV650 - IMP Racing International				
IDEAL LAP TIME : 59.975		BEST LAP TIME : 1:00.208		DIFFERENCE : 0.233		
LAP	SECTOR 1	SECTOR 2	LAP TIME	MPH	DIFF	TIME OF DAY
1 -		24.630	1:09.996	62.12	9.788	12:03:11.282
2 -	37.239	24.157	1:01.396	70.82	1.188	12:04:12.678
3 -	36.955	23.982	1:00.937	71.36	0.729	12:05:13.615
4 -	36.887	24.219	1:01.106	71.16	0.898	12:06:14.721
5 -	36.822	24.077	1:00.899	71.40	0.691	12:07:15.620
6 -	36.081	24.127	1:00.208 (1)	72.22		12:08:15.828
7 -	36.849	23.894	1:00.743	71.59	0.535	12:09:16.571
8 -	36.282	24.344	1:00.626 (3)	71.72	0.418	12:10:17.197
9 -	36.155	24.079	1:00.234 (2)	72.19	0.026	12:11:17.431

P34 11 R Darren O'LEARY		Suzuki SV650 -				
IDEAL LAP TIME : 59.531		BEST LAP TIME : 59.808		DIFFERENCE : 0.277		
LAP	SECTOR 1	SECTOR 2	LAP TIME	MPH	DIFF	TIME OF DAY
1 -		24.453	1:12.031	60.37	12.223	12:03:13.317
2 -	36.857	24.209	1:01.066	71.21	1.258	12:04:14.383
3 -	36.658	23.823	1:00.481 (3)	71.90	0.673	12:05:14.864
4 -	36.990	23.991	1:00.981	71.31	1.173	12:06:15.845
5 -	36.946	23.626	1:00.572	71.79	0.764	12:07:16.417
6 -	35.905	24.027	59.932 (2)	72.55	0.124	12:08:16.349
7 -	36.966	23.943	1:00.909	71.39	1.101	12:09:17.258
8 -	36.190	24.400	1:00.590	71.77	0.782	12:10:17.848
9 -	36.095	23.713	59.808 (1)	72.70		12:11:17.656

P35 70 Vanessa GILLAM		Suzuki SV650 - No More Straps				
IDEAL LAP TIME : 1:01.210		BEST LAP TIME : 1:01.847		DIFFERENCE : 0.637		
LAP	SECTOR 1	SECTOR 2	LAP TIME	MPH	DIFF	TIME OF DAY
1 -		24.358	1:12.650	59.85	10.803	12:03:13.936
2 -	37.920	23.927	1:01.847 (1)	70.31		12:04:15.783
3 -	37.711	24.315	1:02.026	70.10	0.179	12:05:17.809
4 -	37.777	24.560	1:02.337	69.75	0.490	12:06:20.146
5 -	37.733	24.253	1:01.986 (2)	70.15	0.139	12:07:22.132
6 -	37.567	25.236	1:02.803	69.24	0.956	12:08:24.935
7 -	37.283	24.730	1:02.013 (3)	70.12	0.166	12:09:26.948
8 -	38.196	24.444	1:02.640	69.42	0.793	12:10:29.588
9 -	38.002	24.684	1:02.686	69.37	0.839	12:11:32.274

P36 321 R Illia ZHURAVEL		Suzuki SV650 -				
IDEAL LAP TIME : 1:03.570		BEST LAP TIME : 1:03.600		DIFFERENCE : 0.030		
LAP	SECTOR 1	SECTOR 2	LAP TIME	MPH	DIFF	TIME OF DAY
1 -		27.197	1:20.165	54.24	16.565	12:03:21.451
2 -	40.479	26.036	1:06.515	65.37	2.915	12:04:27.966
3 -	38.917	25.608	1:04.525	67.39	0.925	12:05:32.491
4 -	39.169	25.347	1:04.516	67.40	0.916	12:06:37.007
5 -	38.684	25.036	1:03.720 (2)	68.24	0.120	12:07:40.727
6 -	38.714	24.886	1:03.600 (1)	68.37		12:08:44.327
7 -	39.522	25.092	1:04.614	67.30	1.014	12:09:48.941
8 -	38.762	25.467	1:04.229 (3)	67.70	0.629	12:10:53.170
9 -	40.880	25.961	1:06.841	65.05	3.241	12:12:00.011

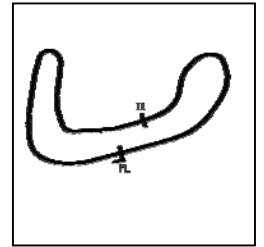
Weather / Track : Cloudy / Dry

Brands Hatch Indy
Circuit Length = 1.2079 miles
Start: 12:02 Flag 12:11 End: 12:12

BMCRC - MRO Championships 2020 - Rnd 1 @ Brands Hatch Indy

MRO Minitwins & BMCRC Rookie Minitwins

RACE 1 - SECTOR ANALYSIS



SECTOR 1 = FL to I1, SECTOR 2 = I1 to FL, DIFF = Difference To Personal Best Lap, P = Crossed Finish Line in Pit Lane, D = Time Disallowed

P37 83 R		Greg RYAN		Suzuki SV650 -		
IDEAL LAP TIME : 1:11.108		BEST LAP TIME : 1:11.266		DIFFERENCE : 0.158		
LAP	SECTOR 1	SECTOR 2	LAP TIME	MPH	DIFF	TIME OF DAY
1 -		28.282	1:20.620	53.93	9.354	12:03:21.906
2 -	42.856	28.410	1:11.266 (1)	61.01		12:04:33.172
3 -	43.259	28.665	1:11.924 (3)	60.46	0.658	12:05:45.096
4 -	43.705	29.340	1:13.045	59.53	1.779	12:06:58.141
5 -	44.143	29.141	1:13.284	59.33	2.018	12:08:11.425
6 -	43.777	29.001	1:12.778	59.75	1.512	12:09:24.203
7 -	43.818	28.952	1:12.770	59.75	1.504	12:10:36.973
8 -	42.826	28.578	1:11.404 (2)	60.90	0.138	12:11:48.377

P38 78		Keith POVAH		Suzuki SV650 - 78Plate.com Screenprinting/@crap.sack		
IDEAL LAP TIME : 57.366		BEST LAP TIME : 59.145		DIFFERENCE : 1.779		
LAP	SECTOR 1	SECTOR 2	LAP TIME	MPH	DIFF	TIME OF DAY
1 -		22.671	1:01.863	70.29	2.718	12:03:03.149
2 -	34.695	24.450	59.145 (1)	73.52		12:04:02.294

BMCRC - MRO Championships 2020 - Rnd 1 @ Brands Hatch Indy

MRO Minitwins & BMCRC Rookie Minitwins

RACE 1 - BEST SECTORS

SECTOR 1			SECTOR 2			IDEAL / BEST COMPARISON						
POS	NO	NAME	TIME	NO	NAME	TIME	POS	NO	NAME	IDEAL	BEST	DIFF
									PERFECT LAP	52.491		
1	96	HARRIS	31.534	96	HARRIS	20.957	1	96	HARRIS	52.491	52.984	0.493
2	184	TWYFORD	31.638	232	WETHERELL	21.002	2	184	TWYFORD	52.850	52.850	0.000
3	95	REYNOLDS	31.735	12	TAYLOR	21.024	3	12	TAYLOR	52.885	52.955	0.070
4	86	WITHERINGTON	31.757	86	WITHERINGTON	21.154	4	86	WITHERINGTON	52.911	53.425	0.514
5	12	TAYLOR	31.861	184	TWYFORD	21.212	5	232	WETHERELL	52.972	53.227	0.255
6	232	WETHERELL	31.970	95	REYNOLDS	21.237	6	95	REYNOLDS	52.972	53.340	0.368
7	661	HARRIS	32.053	5	MANTELL	21.422	7	661	HARRIS	53.641	53.765	0.124
8	155	HARRIS	32.193	155	HARRIS	21.449	8	155	HARRIS	53.642	53.642	0.000
9	192	MOFFA	32.308	192	MOFFA	21.473	9	5	MANTELL	53.756	53.891	0.135
10	5	MANTELL	32.334	710	HENSTOCK	21.509	10	192	MOFFA	53.781	53.822	0.041
11	46	MORRIS	32.338	46	MORRIS	21.576	11	46	MORRIS	53.914	54.048	0.134
12	156	STONE	32.422	661	HARRIS	21.588	12	710	HENSTOCK	53.970	54.123	0.153
13	710	HENSTOCK	32.461	160	KENNEDY	21.799	13	156	STONE	54.526	54.540	0.014
14	19	LILLEY	32.920	19	LILLEY	21.905	14	160	KENNEDY	54.722	54.727	0.005
15	160	KENNEDY	32.923	257	HOOD	21.910	15	19	LILLEY	54.825	54.863	0.038
16	97	MANN	33.281	97	MANN	21.958	16	97	MANN	55.239	55.333	0.094
17	71	CLUNE	33.374	43	DAVIE	22.047	17	257	HOOD	55.443	56.229	0.786
18	199	FROST	33.381	199	FROST	22.095	18	199	FROST	55.476	55.865	0.389
19	257	HOOD	33.533	156	STONE	22.104	19	71	CLUNE	55.641	55.735	0.094
20	717	SHEEHAN	33.604	717	SHEEHAN	22.232	20	717	SHEEHAN	55.836	55.871	0.035
21	247	BEER	33.806	71	CLUNE	22.267	21	43	DAVIE	56.283	56.482	0.199
22	40	WILKINSON	34.123	78	POVAH	22.671	22	247	BEER	56.646	56.646	0.000
23	43	DAVIE	34.236	110	PLEDGER	22.706	23	40	WILKINSON	56.942	57.000	0.058
24	159	RIDGWELL	34.275	51	DURANT	22.782	24	78	POVAH	57.366	59.145	1.779
25	78	POVAH	34.695	40	WILKINSON	22.819	25	110	PLEDGER	57.512	57.512	0.000
26	152	ALLEN	34.796	247	BEER	22.840	26	159	RIDGWELL	57.555	57.555	0.000
27	110	PLEDGER	34.806	47	BOHANAN	22.862	27	51	DURANT	57.729	57.927	0.198
28	144	CRONIN	34.827	197	GUYETT	22.986	28	144	CRONIN	57.857	57.857	0.000
29	51	DURANT	34.947	144	CRONIN	23.030	29	152	ALLEN	58.012	58.048	0.036
30	197	GUYETT	35.039	105	WADE	23.118	30	197	GUYETT	58.025	58.252	0.227
31	105	WADE	35.439	152	ALLEN	23.216	31	47	BOHANAN	58.459	58.790	0.331
32	47	BOHANAN	35.597	159	RIDGWELL	23.280	32	105	WADE	58.557	58.933	0.376
33	11	O'LEARY	35.905	11	O'LEARY	23.626	33	11	O'LEARY	59.531	59.808	0.277
34	272	COWAN	36.081	272	COWAN	23.894	34	272	COWAN	59.975	1:00.208	0.233
35	70	GILLAM	37.283	70	GILLAM	23.927	35	70	GILLAM	1:01.210	1:01.847	0.637
36	321	ZHURAVEL	38.684	321	ZHURAVEL	24.886	36	321	ZHURAVEL	1:03.570	1:03.600	0.030
37	83	RYAN	42.826	83	RYAN	28.282	37	83	RYAN	1:11.108	1:11.266	0.158
38							38	561	LESLIE		58.488	

Weather / Track : Cloudy / Dry

Results can be found at www.tsl-timing.com

Brands Hatch Indy
Circuit Length = 1.2079 miles
Start: 12:02 Flag 12:11 End: 12:12

Printed - 12:13 Saturday, 07 March 2020

BMCRC - MRO Championships 2020 - Rnd 1 @ Brands Hatch Indy

MRO Minitwins & BMCRC Rookie Minitwins

RACE 1 - STATISTICS

Competitors Started 38
Planned Start 2020-03-07 @ 11:55:00.000
Actual Start 2020-03-07 @ 12:02:01.285
Finish Time 2020-03-07 @ 12:11:03.650
Track Length 1.2079mi.
Total Laps 361
Total Distance Covered 436.0683mi.

Session Fastest Lap History

NO	CL	NAME	LAP TIME	TIME OF DAY	LAP	VEHICLE
184		David TWYFORD	54.105	12:03:54.851	2	Suzuki SV650
184		David TWYFORD	52.850	12:04:47.701	3	Suzuki SV650

Session Leader History

NO	CL	NAME	FROM LAP	LAPS LED	DISTANCE	VEHICLE
184		David TWYFORD	1	10	12.07 miles	Suzuki SV650

Flag History

TYPE	TIME OF DAY
GREEN	12:02:01.285
FINISH	12:11:03.650

Flag Statistics

TYPE	COUNT	TOTAL LAPS	TOTAL TIME
Green	1	10	10:04.693
Red	0	0	0.000
Safety Car	0	0	0.000
FCY	0	0	0.000

BMCRC - MRO Championships 2020 - Rnd 1 @ Brands Hatch Indy

MRO Minitwins & BMCRC Rookie Minitwins

RACE 1 - STATISTICS

CLASS :

26 Starters

Fastest Lap History

NO	NAME	LAP TIME	TIME OF DAY	LAP	VEHICLE
184	David TWYFORD	54.105	12:03:54.851	2	Suzuki SV650
184	David TWYFORD	52.850	12:04:47.701	3	Suzuki SV650

Leader History

NO	NAME	FROM LAP	LAPS LED	DISTANCE	VEHICLE
184	David TWYFORD	1	10	12.07 miles	Suzuki SV650

BMCRC - MRO Championships 2020 - Rnd 1 @ Brands Hatch Indy

MRO Minitwins & BMCRC Rookie Minitwins

RACE 1 - STATISTICS

CLASS : R

12 Starters

Fastest Lap History

NO	NAME	LAP TIME	TIME OF DAY	LAP	VEHICLE
710	Craig HENSTOCK	55.732	12:03:59.452	2	Suzuki SV650
710	Craig HENSTOCK	54.411	12:04:53.861	3	Suzuki SV650
710	Craig HENSTOCK	54.123	12:05:47.984	4	Suzuki SV650

Leader History

NO	NAME	FROM LAP	LAPS LED	DISTANCE	VEHICLE
710	Craig HENSTOCK	1	10	12.07 miles	Suzuki SV650

BMCRC - MRO Championships 2020 - Rnd 1 @ Brands Hatch Indy



MRO Minitwins & BMCRC Rookie Minitwins

RACE 10 - GRID (10 Laps)

ROW 14	42		41	140 Tom SPALDING	40	84 Ricardo BRANCO		
ROW 13		39	81 Malvern MAY	38	83 Greg RYAN	37	321 Illia ZHURAVEL	
ROW 12		36	70 Vanessa GILLAM	35	272 Christopher COWAN	34	11 Darren O'LEARY	
ROW 11			33	78 Keith POVAH	32	105 Connor WADE	31	47 Tristan BOHANAN
ROW 10		30	561 David LESLIE	29	197 Reece GUYETT	28	152 Jason ALLEN	
ROW 9			27	51 Andrew DURANT	26	144 Nick CRONIN	25	159 Benn RIDGWELL
ROW 8		24	110 Darryl PLEDGER	23	40 Simon WILKINSON	22	247 Peter BEER	
ROW 7			21	43 Robert DAVIE	20	257 Connor HOOD	19	717 James SHEEHAN
ROW 6		18	199 Michael FROST	17	71 Colin CLUNE	16	97 Alex MANN	
ROW 5			15	19 Kevin LILLEY	14	160 Christopher KENNEDY	13	156 Michael STONE
ROW 4		12	710 Craig HENSTOCK	11	46 Jeff MORRIS	10	5 Barry MANTELL	
ROW 3			9	192 Daniel MOFFA	8	661 Cameron HARRIS	7	155 Richard HARRIS
ROW 2		6	86 Paul WITHERINGTON	5	95 John REYNOLDS	4	232 Matt WETHERELL	
ROW 1			3	96 Dan HARRIS	2	12 Russell TAYLOR	1	184 David TWYFORD
							Pole	

Brands Hatch Indy
Circuit Length = 1.2079 miles

These results are provisional until the conclusion of any judicial and technical matters.

Clerk Of Course :	Steward :	Timekeeper :
-------------------	-----------	--------------

Results can be found at www.tsl-timing.com

Printed - 12:14 Saturday, 07 March 2020



BMCRC - MRO Championships 2020 - Rnd 1 @ Brands Hatch Indy



MRO Minitwins & BMCRC Rookie Minitwins

RACE 10 - CLASSIFICATION

POS	NO	CL	PIC NAME	ENTRY	LAPS	TIME	GAP	DIFF	MPH	BEST	ON
1	184		1 David TWYFORD	Suzuki SV650 -	5	4:29.753			80.60	52.650	5
2	232		2 Matt WETHERELL	Suzuki SV650 - MSG Racing/Lamonde.com/FWR T	5	4:30.002	0.249	0.249	80.52	52.681	2
3	12		3 Russell TAYLOR	Suzuki SV650 -	5	4:30.436	0.683	0.434	80.39	52.682	3
4	95		4 John REYNOLDS	Suzuki SV650 - Fins Motorcycles	5	4:31.696	1.943	1.260	80.02	53.006	2
5	661		5 Cameron HARRIS	Suzuki SV650 - HARRIS PERFORMANCE	5	4:32.551	2.798	0.855	79.77	53.013	3
6	96		6 Dan HARRIS	Suzuki SV650 - HP Racing	5	4:32.694	2.941	0.143	79.73	52.964	4
7	86		7 Paul WITHERINGTON	Suzuki SV650 - PJW Plumbers	5	4:32.759	3.006	0.065	79.71	52.726	3
8	192		8 Daniel MOFFA	Suzuki SV650 - DM Racing	5	4:34.320	4.567	1.561	79.26	52.863	3
9	5		9 Barry MANTELL	Suzuki SV650 S - Swedish car connection	5	4:35.352	5.599	1.032	78.96	53.206	3
10	78		10 Keith POVAH	Suzuki SV650 - 78Plate.com Screenprinting/@crap.	5	4:35.957	6.204	0.605	78.79	53.004	4
11	19		11 Kevin LILLEY	Suzuki SV650 - Trafalgar Cleaning Eqpt. / Vanson L	5	4:38.158	8.405	2.201	78.16	53.723	4
12	46		12 Jeff MORRIS	Suzuki SV650 -	5	4:38.451	8.698	0.293	78.08	54.057	3
13	710	R	1 Craig HENSTOCK	Suzuki SV650 -	5	4:38.703	8.950	0.252	78.01	53.794	3
14	156		13 Michael STONE	Suzuki SV650 -	5	4:39.780	10.027	1.077	77.71	54.328	2
15	160	R	2 Christopher KENNEDY	Suzuki SV650 -	5	4:42.875	13.122	3.095	76.86	54.904	4
16	257	R	3 Connor HOOD	Suzuki SV650S - CMW motorcycles	5	4:43.877	14.124	1.002	76.59	54.612	4
17	199		14 Michael FROST	Suzuki SV650 -	5	4:44.305	14.552	0.428	76.47	54.785	4
18	71		15 Colin CLUNE	Suzuki SV650 -	5	4:47.199	17.446	2.894	75.70	55.291	4
19	247	R	4 Peter BEER	Suzuki SV650 -	5	4:47.757	18.004	0.558	75.56	55.763	3
20	717	R	5 James SHEEHAN	Suzuki GLADIUS 650 -	5	4:48.980	19.227	1.223	75.24	56.015	2
21	40		16 Simon WILKINSON	Suzuki SV650 - S P Wilkinson Engineering Ltd	5	4:57.338	27.585	8.358	73.12	57.111	3
22	159		17 Benn RIDGWELL	Suzuki SV650 - Ridgely Racing	5	4:57.451	27.698	0.113	73.09	57.342	2
23	84		18 Ricardo BRANCO	Suzuki SV650 - IMP Racing	5	4:57.592	27.839	0.141	73.06	57.195	3
24	197		19 Reece GUYETT	Suzuki SV650 - rose mot	5	4:57.815	28.062	0.223	73.00	57.375	2
25	43		20 Robert DAVIE	Suzuki SV650 -	5	4:58.231	28.478	0.416	72.90	57.006	2
26	110	R	6 Darryl PLEDGER	Suzuki SV650 -	5	4:59.310	29.557	1.079	72.64	57.587	4
27	152		21 Jason ALLEN	Suzuki SV650 - Reprobate tribe racing.	5	5:02.093	32.340	2.783	71.97	57.932	3
28	105	R	7 Connor WADE	Suzuki SV650 - WELD CARE INDUSTRIES	5	5:02.445	32.692	0.352	71.89	57.974	3
29	144		22 Nick CRONIN	Suzuki SV650 -	5	5:02.876	33.123	0.431	71.78	58.045	2
30	51		23 Andrew DURANT	Suzuki SV650 -	5	5:03.389	33.636	0.513	71.66	58.150	3
31	47		24 Tristan BOHANAN	Suzuki SV650 - MY BRUV !	5	5:04.534	34.781	1.145	71.39	58.447	4
32	561 *		25 David LESLIE	Suzuki SV650 -	5	5:10.393	40.640	5.859	70.04	59.491	5
33	272	R	8 Christopher COWAN	Suzuki SV650 - IMP Racing International	5	5:11.232	41.479	0.839	69.86	59.622	4
34	11	R	9 Darren O'LEARY	Suzuki SV650 -	5	5:14.627	44.874	3.395	69.10	1:00.573	4
35	70		26 Vanessa GILLAM	Suzuki SV650 - No More Straps	5	5:19.378	49.625	4.751	68.07	1:01.490	2
36	321	R	10 Illia ZHURAVEL	Suzuki SV650 -	4	4:38.770	1 Lap	1 Lap	62.39	1:02.515	2
37	83	R	11 Greg RYAN	Suzuki SV650 -	4	4:54.569	1 Lap	15.799	59.05	1:11.573	2

NOT CLASSIFIED

DNF	155		Richard HARRIS	Suzuki SV650 - HP Racing	4	3:39.733	1 Lap		79.16	53.181	2
-----	-----	--	----------------	--------------------------	---	----------	-------	--	-------	--------	---

FASTEST LAP

	184		David TWYFORD	Suzuki SV650 -	5	52.650			82.59 mph	132.92 kph	
	710	R	Craig HENSTOCK	Suzuki SV650 -	3	53.794			80.83 mph	130.09 kph	

* No. 561 - Please fit a working transponder
 Class - 92.5% of Race Speed = 74.55 mph
 Class R - 92.5% of Race Speed = 72.15 mph

Brands Hatch Indy
 Circuit Length = 1.2079 miles
 Start: 15:09 Flag 15:14 End: 15:15

Weather / Track : Cloudy / Dry

These results are provisional until the conclusion of any judicial and technical matters.

Clerk Of Course :	Steward :	Timekeeper :
-------------------	-----------	--------------

Results can be found at www.tsl-timing.com

Printed - 15:15 Saturday, 07 March 2020



BMCRC - MRO Championships 2020 - Rnd 1 @ Brands Hatch Indy

MRO Minitwins & BMCRC Rookie Minitwins

RACE 10 - LAP CHART

LAP 1 @ 15:10:49.642

NO	BEHIND	LAP TIME
232		58.202
184	0.120	58.322
12	0.292	58.494
95	0.528	58.730
96	0.783	58.985
661	1.372	59.574
155	1.514	59.716
86	1.786	59.988
192	2.338	1:00.540
5	2.400	1:00.602
156	3.099	1:01.301
46	3.183	1:01.385
160	3.438	1:01.640
710	3.542	1:01.744
19	3.665	1:01.867
78	3.733	1:01.935
257	4.650	1:02.852
199	4.831	1:03.033
71	5.427	1:03.629
247	5.702	1:03.904
717	5.922	1:04.124
159	6.557	1:04.759
40	7.271	1:05.473
110	8.345	1:06.547
197	8.400	1:06.602
47	8.940	1:07.142
43	9.102	1:07.304
84	9.332	1:07.534
105	9.744	1:07.946
144	10.395	1:08.597
51	10.782	1:08.984
152	11.415	1:09.617
11	11.919	1:10.121
272	12.290	1:10.492
561	12.566	1:10.768
70	13.582	1:11.784
321	14.123	1:12.325
83	20.954	1:19.156

LAP 2 @ 15:11:42.323

NO	BEHIND	LAP TIME
232		52.681
184	0.116	52.677
12	0.608	52.997
95	0.853	53.006
96	1.101	52.999
661	1.863	53.172
155	2.014	53.181
86	2.209	53.104
192	2.765	53.108
5	3.335	53.616
46	4.717	54.215
156	4.746	54.328
19	5.048	54.064
78	5.147	54.095
710	5.934	55.073
160	6.325	55.568
257	7.948	55.979
199	8.088	55.938
71	8.676	55.930
247	8.945	55.924
717	9.256	56.015

159	11.218	57.342
40	11.914	57.324
197	13.094	57.375
43	13.427	57.006
84	14.152	57.501
110	14.692	59.028
105	15.459	58.396
144	15.759	58.045
47	16.414	1:00.155
51	16.856	58.755
152	17.260	58.526
11	19.936	1:00.698
272	20.054	1:00.445
561	20.303	1:00.418
70	22.391	1:01.490
321	23.957	1:02.515
83	39.846	1:11.573

LAP 3 @ 15:12:35.010

NO	BEHIND	LAP TIME
232		52.687
184	0.419	52.990
12	0.603	52.682
95	1.247	53.081
96	1.623	53.209
661	2.189	53.013
86	2.248	52.726
155	2.658	53.331
192	2.941	52.863
5	3.854	53.206
78	5.889	53.429
46	6.087	54.057
19	6.543	54.182
156	6.709	54.650
710	7.041	53.794
160	8.568	54.930
257	10.739	55.478
199	10.949	55.548
71	11.519	55.530
247	12.021	55.763
717	12.656	56.087
159	16.071	57.540
40	16.338	57.111
197	18.068	57.661
43	18.393	57.653
84	18.660	57.195
110	19.630	57.625
105	20.746	57.974
144	21.251	58.179
51	22.319	58.150
152	22.505	57.932
47	23.465	59.738
272	27.404	1:00.037
561	27.626	1:00.010
11	28.635	1:01.386
70	31.318	1:01.614
321	49.741	1:18.471

LAP 4 @ 15:13:28.267

NO	BEHIND	LAP TIME
232		53.257
184	0.276	53.114
12	0.579	53.233
95	1.200	53.210

96	1.330	52.964
661	2.337	53.405
86	2.468	53.477
155	2.906	53.505
192	3.553	53.869
5	4.134	53.537
78	5.636	53.004
83	1 Lap	1:11.904
19	7.009	53.723
46	7.078	54.248
710	7.615	53.831
156	7.783	54.331
160	10.215	54.904
257	12.094	54.612
199	12.477	54.785
71	13.553	55.291
247	14.543	55.779
717	15.542	56.143
159	21.109	58.295
40	21.177	58.096
197	22.501	57.690
84	22.857	57.454
43	23.582	58.446
110	23.960	57.587
105	26.629	59.140
144	26.980	58.986
152	27.282	58.034
51	27.641	58.579
47	28.655	58.447
272	33.769	59.622
561	34.075	59.706
11	35.951	1:00.573
70	40.012	1:01.951

LAP 5 @ 15:14:21.193

NO	BEHIND	LAP TIME
184		52.650
232	0.249	53.175
12	0.683	53.030
95	1.943	53.669
661	2.798	53.387
96	2.941	54.537
86	3.006	53.464
192	4.567	53.940
5	5.599	54.391
78	6.204	53.494
19	8.405	54.322
46	8.698	54.546
710	8.950	54.261
321	1 Lap	1:05.459
156	10.027	55.170
160	13.122	55.833
257	14.124	54.956
199	14.552	55.001
71	17.446	56.819
247	18.004	56.387
717	19.227	56.611
83	1 Lap	1:11.936
40	27.585	59.334
159	27.698	59.515
84	27.839	57.908
197	28.062	58.487
43	28.478	57.822
110	29.557	58.523
152	32.340	57.984

105	32.692	58.989
144	33.123	59.069
51	33.636	58.921
47	34.781	59.052
561	40.640	59.491
272	41.479	1:00.636
11	44.874	1:01.849
70	49.625	1:02.539

Weather / Track : Cloudy / Dry

Brands Hatch Indy
Circuit Length = 1.2079 miles
Start: 15:09 Flag 15:14 End: 15:15

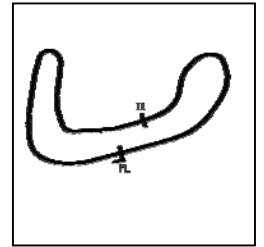
Results can be found at www.tsl-timing.com

Printed - 15:15 Saturday, 07 March 2020

BMCRC - MRO Championships 2020 - Rnd 1 @ Brands Hatch Indy

MRO Minitwins & BMCRC Rookie Minitwins

RACE 10 - SECTOR ANALYSIS



SECTOR 1 = FL to I1, SECTOR 2 = I1 to FL, DIFF = Difference To Personal Best Lap, P = Crossed Finish Line in Pit Lane, D = Time Disallowed

P1 184		David TWYFORD		Suzuki SV650 -		
IDEAL LAP TIME : 52.301		BEST LAP TIME : 52.650		DIFFERENCE : 0.349		
LAP	SECTOR 1	SECTOR 2	LAP TIME	MPH	DIFF	TIME OF DAY
1 -		21.508	58.322	74.56	5.672	15:10:49.762
2 -	31.730	20.947	52.677 (2)	82.55	0.027	15:11:42.439
3 -	31.831	21.159	52.990 (3)	82.06	0.340	15:12:35.429
4 -	31.364	21.750	53.114	81.87	0.464	15:13:28.543
5 -	31.354	21.296	52.650 (1)	82.59		15:14:21.193

P2 232		Matt WETHERELL		Suzuki SV650 - MSG Racing/Lamonde.com/FWR Tyres		
IDEAL LAP TIME : 52.598		BEST LAP TIME : 52.681		DIFFERENCE : 0.083		
LAP	SECTOR 1	SECTOR 2	LAP TIME	MPH	DIFF	TIME OF DAY
1 -		21.546	58.202	74.71	5.521	15:10:49.642
2 -	31.488	21.193	52.681 (1)	82.54		15:11:42.323
3 -	31.523	21.164	52.687 (2)	82.53	0.006	15:12:35.010
4 -	31.434	21.823	53.257	81.65	0.576	15:13:28.267
5 -	31.631	21.544	53.175 (3)	81.77	0.494	15:14:21.442

P3 12		Russell TAYLOR		Suzuki SV650 -		
IDEAL LAP TIME : 52.619		BEST LAP TIME : 52.682		DIFFERENCE : 0.063		
LAP	SECTOR 1	SECTOR 2	LAP TIME	MPH	DIFF	TIME OF DAY
1 -		21.570	58.494	74.34	5.812	15:10:49.934
2 -	31.768	21.229	52.997 (2)	82.05	0.315	15:11:42.931
3 -	31.469	21.213	52.682 (1)	82.54		15:12:35.613
4 -	31.406	21.827	53.233	81.69	0.551	15:13:28.846
5 -	31.545	21.485	53.030 (3)	82.00	0.348	15:14:21.876

P4 95		John REYNOLDS		Suzuki SV650 - Fins Motorcycles		
IDEAL LAP TIME : 52.844		BEST LAP TIME : 53.006		DIFFERENCE : 0.162		
LAP	SECTOR 1	SECTOR 2	LAP TIME	MPH	DIFF	TIME OF DAY
1 -		21.565	58.730	74.04	5.724	15:10:50.170
2 -	31.729	21.277	53.006 (1)	82.03		15:11:43.176
3 -	31.828	21.253	53.081 (2)	81.92	0.075	15:12:36.257
4 -	31.591	21.619	53.210 (3)	81.72	0.204	15:13:29.467
5 -	32.408	21.261	53.669	81.02	0.663	15:14:23.136

P5 661		Cameron HARRIS		Suzuki SV650 - HARRIS PERFORMANCE		
IDEAL LAP TIME : 52.975		BEST LAP TIME : 53.013		DIFFERENCE : 0.038		
LAP	SECTOR 1	SECTOR 2	LAP TIME	MPH	DIFF	TIME OF DAY
1 -		21.727	59.574	72.99	6.561	15:10:51.014
2 -	31.854	21.318	53.172 (2)	81.78	0.159	15:11:44.186
3 -	31.657	21.356	53.013 (1)	82.02		15:12:37.199
4 -	31.838	21.567	53.405	81.42	0.392	15:13:30.604
5 -	31.973	21.414	53.387 (3)	81.45	0.374	15:14:23.991

P6 96		Dan HARRIS		Suzuki SV650 - HP Racing		
IDEAL LAP TIME : 52.834		BEST LAP TIME : 52.964		DIFFERENCE : 0.130		
LAP	SECTOR 1	SECTOR 2	LAP TIME	MPH	DIFF	TIME OF DAY
1 -		21.505	58.985	73.72	6.021	15:10:50.425
2 -	31.878	21.121	52.999 (2)	82.05	0.035	15:11:43.424
3 -	31.892	21.317	53.209 (3)	81.72	0.245	15:12:36.633
4 -	31.713	21.251	52.964 (1)	82.10		15:13:29.597
5 -	33.297	21.240	54.537	79.73	1.573	15:14:24.134

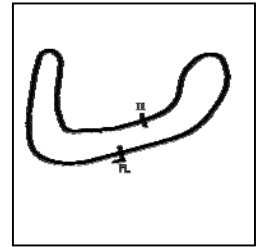
Weather / Track : Cloudy / Dry

Brands Hatch Indy
Circuit Length = 1.2079 miles
Start: 15:09 Flag 15:14 End: 15:15

BMCRC - MRO Championships 2020 - Rnd 1 @ Brands Hatch Indy

MRO Minitwins & BMCRC Rookie Minitwins

RACE 10 - SECTOR ANALYSIS



SECTOR 1 = FL to I1, SECTOR 2 = I1 to FL, DIFF = Difference To Personal Best Lap, P = Crossed Finish Line in Pit Lane, D = Time Disallowed

P7 86		Paul WITHERINGTON		Suzuki SV650 - PJW Plumbers			
IDEAL LAP TIME : 52.662		BEST LAP TIME : 52.726		DIFFERENCE : 0.064			
LAP	SECTOR 1	SECTOR 2	LAP TIME	MPH	DIFF	TIME OF DAY	
1 -		21.636	59.988	72.49	7.262	15:10:51.428	
2 -	31.932	21.172	53.104 (2)	81.88	0.378	15:11:44.532	
3 -	31.661	21.065	52.726 (1)	82.47		15:12:37.258	
4 -	31.983	21.494	53.477	81.31	0.751	15:13:30.735	
5 -	32.463	21.001	53.464 (3)	81.33	0.738	15:14:24.199	

P8 192		Daniel MOFFA		Suzuki SV650 - DM Racing			
IDEAL LAP TIME : 52.863		BEST LAP TIME : 52.863		DIFFERENCE : 0.000			
LAP	SECTOR 1	SECTOR 2	LAP TIME	MPH	DIFF	TIME OF DAY	
1 -		21.941	1:00.540	71.82	7.677	15:10:51.980	
2 -	31.842	21.266	53.108 (2)	81.88	0.245	15:11:45.088	
3 -	31.623	21.240	52.863 (1)	82.26		15:12:37.951	
4 -	32.360	21.509	53.869 (3)	80.72	1.006	15:13:31.820	
5 -	32.286	21.654	53.940	80.61	1.077	15:14:25.760	

P9 5		Barry MANTELL		Suzuki SV650 S - Swedish car connection			
IDEAL LAP TIME : 53.206		BEST LAP TIME : 53.206		DIFFERENCE : 0.000			
LAP	SECTOR 1	SECTOR 2	LAP TIME	MPH	DIFF	TIME OF DAY	
1 -		22.124	1:00.602	71.75	7.396	15:10:52.042	
2 -	32.154	21.462	53.616 (3)	81.10	0.410	15:11:45.658	
3 -	31.860	21.346	53.206 (1)	81.73		15:12:38.864	
4 -	31.938	21.599	53.537 (2)	81.22	0.331	15:13:32.401	
5 -	32.332	22.059	54.391	79.95	1.185	15:14:26.792	

P10 78		Keith POVAH		Suzuki SV650 - 78Plate.com Screenprinting/@crap.sack			
IDEAL LAP TIME : 52.992		BEST LAP TIME : 53.004		DIFFERENCE : 0.012			
LAP	SECTOR 1	SECTOR 2	LAP TIME	MPH	DIFF	TIME OF DAY	
1 -		21.698	1:01.935	70.21	8.931	15:10:53.375	
2 -	32.836	21.259	54.095	80.38	1.091	15:11:47.470	
3 -	31.867	21.562	53.429 (2)	81.39	0.425	15:12:40.899	
4 -	31.733	21.271	53.004 (1)	82.04		15:13:33.903	
5 -	31.934	21.560	53.494 (3)	81.29	0.490	15:14:27.397	

P11 19		Kevin LILLEY		Suzuki SV650 - Trafalgar Cleaning Eqpt. / Vanson Leathers			
IDEAL LAP TIME : 53.723		BEST LAP TIME : 53.723		DIFFERENCE : 0.000			
LAP	SECTOR 1	SECTOR 2	LAP TIME	MPH	DIFF	TIME OF DAY	
1 -		22.054	1:01.867	70.28	8.144	15:10:53.307	
2 -	32.568	21.496	54.064 (2)	80.43	0.341	15:11:47.371	
3 -	32.544	21.638	54.182 (3)	80.25	0.459	15:12:41.553	
4 -	32.381	21.342	53.723 (1)	80.94		15:13:35.276	
5 -	32.523	21.799	54.322	80.05	0.599	15:14:29.598	

P12 46		Jeff MORRIS		Suzuki SV650 -			
IDEAL LAP TIME : 53.912		BEST LAP TIME : 54.057		DIFFERENCE : 0.145			
LAP	SECTOR 1	SECTOR 2	LAP TIME	MPH	DIFF	TIME OF DAY	
1 -		22.236	1:01.385	70.84	7.328	15:10:52.825	
2 -	32.559	21.656	54.215 (2)	80.21	0.158	15:11:47.040	
3 -	32.267	21.790	54.057 (1)	80.44		15:12:41.097	
4 -	32.582	21.666	54.248 (3)	80.16	0.191	15:13:35.345	
5 -	32.901	21.645	54.546	79.72	0.489	15:14:29.891	

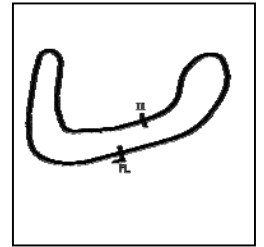
Weather / Track : Cloudy / Dry

Brands Hatch Indy
Circuit Length = 1.2079 miles
Start: 15:09 Flag 15:14 End: 15:15

BMCRC - MRO Championships 2020 - Rnd 1 @ Brands Hatch Indy

MRO Minitwins & BMCRC Rookie Minitwins

RACE 10 - SECTOR ANALYSIS



SECTOR 1 = FL to I1, SECTOR 2 = I1 to FL, DIFF = Difference To Personal Best Lap, P = Crossed Finish Line in Pit Lane, D = Time Disallowed

P13 710 R		Craig HENSTOCK		Suzuki SV650 -		
IDEAL LAP TIME : 53.794		BEST LAP TIME : 53.794		DIFFERENCE : 0.000		
LAP	SECTOR 1	SECTOR 2	LAP TIME	MPH	DIFF	TIME OF DAY
1 -		22.257	1:01.744	70.42	7.950	15:10:53.184
2 -	33.495	21.578	55.073	78.96	1.279	15:11:48.257
3 -	32.303	21.491	53.794 (1)	80.83		15:12:42.051
4 -	32.319	21.512	53.831 (2)	80.78	0.037	15:13:35.882
5 -	32.526	21.735	54.261 (3)	80.14	0.467	15:14:30.143

P14 156		Michael STONE		Suzuki SV650 -		
IDEAL LAP TIME : 54.293		BEST LAP TIME : 54.328		DIFFERENCE : 0.035		
LAP	SECTOR 1	SECTOR 2	LAP TIME	MPH	DIFF	TIME OF DAY
1 -		22.218	1:01.301	70.93	6.973	15:10:52.741
2 -	32.413	21.915	54.328 (1)	80.04		15:11:47.069
3 -	32.661	21.989	54.650 (3)	79.57	0.322	15:12:41.719
4 -	32.451	21.880	54.331 (2)	80.03	0.003	15:13:36.050
5 -	33.174	21.996	55.170	78.82	0.842	15:14:31.220

P15 160 R		Christopher KENNEDY		Suzuki SV650 -		
IDEAL LAP TIME : 54.779		BEST LAP TIME : 54.904		DIFFERENCE : 0.125		
LAP	SECTOR 1	SECTOR 2	LAP TIME	MPH	DIFF	TIME OF DAY
1 -		22.278	1:01.640	70.54	6.736	15:10:53.080
2 -	33.635	21.933	55.568 (3)	78.25	0.664	15:11:48.648
3 -	33.014	21.916	54.930 (2)	79.16	0.026	15:12:43.578
4 -	33.139	21.765	54.904 (1)	79.20		15:13:38.482
5 -	33.818	22.015	55.833	77.88	0.929	15:14:34.315

P16 257 R		Connor HOOD		Suzuki SV650S - CMW motorcycles		
IDEAL LAP TIME : 54.612		BEST LAP TIME : 54.612		DIFFERENCE : 0.000		
LAP	SECTOR 1	SECTOR 2	LAP TIME	MPH	DIFF	TIME OF DAY
1 -		22.470	1:02.852	69.18	8.240	15:10:54.292
2 -	33.911	22.068	55.979	77.68	1.367	15:11:50.271
3 -	33.410	22.068	55.478 (3)	78.38	0.866	15:12:45.749
4 -	33.033	21.579	54.612 (1)	79.62		15:13:40.361
5 -	33.128	21.828	54.956 (2)	79.12	0.344	15:14:35.317

P17 199		Michael FROST		Suzuki SV650 -		
IDEAL LAP TIME : 54.785		BEST LAP TIME : 54.785		DIFFERENCE : 0.000		
LAP	SECTOR 1	SECTOR 2	LAP TIME	MPH	DIFF	TIME OF DAY
1 -		22.326	1:03.033	68.98	8.248	15:10:54.473
2 -	33.800	22.138	55.938	77.73	1.153	15:11:50.411
3 -	33.596	21.952	55.548 (3)	78.28	0.763	15:12:45.959
4 -	33.026	21.759	54.785 (1)	79.37		15:13:40.744
5 -	33.208	21.793	55.001 (2)	79.06	0.216	15:14:35.745

P18 71		Colin CLUNE		Suzuki SV650 -		
IDEAL LAP TIME : 55.291		BEST LAP TIME : 55.291		DIFFERENCE : 0.000		
LAP	SECTOR 1	SECTOR 2	LAP TIME	MPH	DIFF	TIME OF DAY
1 -		22.528	1:03.629	68.34	8.338	15:10:55.069
2 -	33.562	22.368	55.930 (3)	77.75	0.639	15:11:50.999
3 -	33.370	22.160	55.530 (2)	78.31	0.239	15:12:46.529
4 -	33.262	22.029	55.291 (1)	78.64		15:13:41.820
5 -	34.412	22.407	56.819	76.53	1.528	15:14:38.639

Weather / Track : Cloudy / Dry

Brands Hatch Indy
Circuit Length = 1.2079 miles
Start: 15:09 Flag 15:14 End: 15:15

BMCRC - MRO Championships 2020 - Rnd 1 @ Brands Hatch Indy

MRO Minitwins & BMCRC Rookie Minitwins

RACE 10 - SECTOR ANALYSIS



SECTOR 1 = FL to I1, SECTOR 2 = I1 to FL, DIFF = Difference To Personal Best Lap, P = Crossed Finish Line in Pit Lane, D = Time Disallowed

P19 247 R		Peter BEER		Suzuki SV650 -		
IDEAL LAP TIME : 55.483		BEST LAP TIME : 55.763		DIFFERENCE : 0.280		
LAP	SECTOR 1	SECTOR 2	LAP TIME	MPH	DIFF	TIME OF DAY
1 -		22.649	1:03.904	68.04	8.141	15:10:55.344
2 -	33.431	22.493	55.924 (3)	77.75	0.161	15:11:51.268
3 -	33.318	22.445	55.763 (1)	77.98		15:12:47.031
4 -	33.614	22.165	55.779 (2)	77.96	0.016	15:13:42.810
5 -	33.639	22.748	56.387	77.12	0.624	15:14:39.197

P20 717 R		James SHEEHAN		Suzuki GLADIUS 650 -		
IDEAL LAP TIME : 55.757		BEST LAP TIME : 56.015		DIFFERENCE : 0.258		
LAP	SECTOR 1	SECTOR 2	LAP TIME	MPH	DIFF	TIME OF DAY
1 -		22.609	1:04.124	67.81	8.109	15:10:55.564
2 -	33.877	22.138	56.015 (1)	77.63		15:11:51.579
3 -	33.619	22.468	56.087 (2)	77.53	0.072	15:12:47.666
4 -	33.674	22.469	56.143 (3)	77.45	0.128	15:13:43.809
5 -	33.832	22.779	56.611	76.81	0.596	15:14:40.420

P21 40		Simon WILKINSON		Suzuki SV650 - S P Wilkinson Engineering Ltd		
IDEAL LAP TIME : 57.111		BEST LAP TIME : 57.111		DIFFERENCE : 0.000		
LAP	SECTOR 1	SECTOR 2	LAP TIME	MPH	DIFF	TIME OF DAY
1 -		23.026	1:05.473	66.41	8.362	15:10:56.913
2 -	34.493	22.831	57.324 (2)	75.86	0.213	15:11:54.237
3 -	34.293	22.818	57.111 (1)	76.14		15:12:51.348
4 -	35.095	23.001	58.096 (3)	74.85	0.985	15:13:49.444
5 -	35.332	24.002	59.334	73.29	2.223	15:14:48.778

P22 159		Benn RIDGWELL		Suzuki SV650 - Ridgely Racing		
IDEAL LAP TIME : 57.196		BEST LAP TIME : 57.342		DIFFERENCE : 0.146		
LAP	SECTOR 1	SECTOR 2	LAP TIME	MPH	DIFF	TIME OF DAY
1 -		22.768	1:04.759	67.15	7.417	15:10:56.199
2 -	34.428	22.914	57.342 (1)	75.83		15:11:53.541
3 -	34.471	23.069	57.540 (2)	75.57	0.198	15:12:51.081
4 -	35.007	23.288	58.295 (3)	74.59	0.953	15:13:49.376
5 -	35.212	24.303	59.515	73.06	2.173	15:14:48.891

P23 84		Ricardo BRANCO		Suzuki SV650 - IMP Racing		
IDEAL LAP TIME : 57.011		BEST LAP TIME : 57.195		DIFFERENCE : 0.184		
LAP	SECTOR 1	SECTOR 2	LAP TIME	MPH	DIFF	TIME OF DAY
1 -		23.485	1:07.534	64.39	10.339	15:10:58.974
2 -	34.687	22.814	57.501 (3)	75.62	0.306	15:11:56.475
3 -	34.625	22.570	57.195 (1)	76.03		15:12:53.670
4 -	34.780	22.674	57.454 (2)	75.68	0.259	15:13:51.124
5 -	34.441	23.467	57.908	75.09	0.713	15:14:49.032

P24 197		Reece GUYETT		Suzuki SV650 - rose mot		
IDEAL LAP TIME : 57.179		BEST LAP TIME : 57.375		DIFFERENCE : 0.196		
LAP	SECTOR 1	SECTOR 2	LAP TIME	MPH	DIFF	TIME OF DAY
1 -		23.118	1:06.602	65.29	9.227	15:10:58.042
2 -	34.489	22.886	57.375 (1)	75.79		15:11:55.417
3 -	34.971	22.690	57.661 (2)	75.41	0.286	15:12:53.078
4 -	34.956	22.734	57.690 (3)	75.37	0.315	15:13:50.768
5 -	34.734	23.753	58.487	74.35	1.112	15:14:49.255

Weather / Track : Cloudy / Dry

Brands Hatch Indy
Circuit Length = 1.2079 miles
Start: 15:09 Flag 15:14 End: 15:15

BMCRC - MRO Championships 2020 - Rnd 1 @ Brands Hatch Indy

MRO Minitwins & BMCRC Rookie Minitwins

RACE 10 - SECTOR ANALYSIS



SECTOR 1 = FL to I1, SECTOR 2 = I1 to FL, DIFF = Difference To Personal Best Lap, P = Crossed Finish Line in Pit Lane, D = Time Disallowed

P25 43		Robert DAVIE		Suzuki SV650 -		
IDEAL LAP TIME : 57.006		BEST LAP TIME : 57.006		DIFFERENCE : 0.000		
LAP	SECTOR 1	SECTOR 2	LAP TIME	MPH	DIFF	TIME OF DAY
1 -		23.435	1:07.304	64.61	10.298	15:10:58.744
2 -	34.744	22.262	57.006 (1)	76.28		15:11:55.750
3 -	35.082	22.571	57.653 (2)	75.42	0.647	15:12:53.403
4 -	35.357	23.089	58.446	74.40	1.440	15:13:51.849
5 -	35.355	22.467	57.822 (3)	75.20	0.816	15:14:49.671

P26 110 R		Darryl PLEDGER		Suzuki SV650 -		
IDEAL LAP TIME : 57.587		BEST LAP TIME : 57.587		DIFFERENCE : 0.000		
LAP	SECTOR 1	SECTOR 2	LAP TIME	MPH	DIFF	TIME OF DAY
1 -		23.449	1:06.547	65.34	8.960	15:10:57.987
2 -	35.646	23.382	59.028	73.67	1.441	15:11:57.015
3 -	34.649	22.976	57.625 (2)	75.46	0.038	15:12:54.640
4 -	34.640	22.947	57.587 (1)	75.51		15:13:52.227
5 -	35.176	23.347	58.523 (3)	74.30	0.936	15:14:50.750

P27 152		Jason ALLEN		Suzuki SV650 - Reprobate tribe racing.		
IDEAL LAP TIME : 57.375		BEST LAP TIME : 57.932		DIFFERENCE : 0.557		
LAP	SECTOR 1	SECTOR 2	LAP TIME	MPH	DIFF	TIME OF DAY
1 -		24.128	1:09.617	62.46	11.685	15:11:01.057
2 -	35.254	23.272	58.526	74.30	0.594	15:11:59.583
3 -	35.174	22.758	57.932 (1)	75.06		15:12:57.515
4 -	34.617	23.417	58.034 (3)	74.93	0.102	15:13:55.549
5 -	34.770	23.214	57.984 (2)	74.99	0.052	15:14:53.533

P28 105 R		Connor WADE		Suzuki SV650 - WELD CARE INDUSTRIES		
IDEAL LAP TIME : 57.740		BEST LAP TIME : 57.974		DIFFERENCE : 0.234		
LAP	SECTOR 1	SECTOR 2	LAP TIME	MPH	DIFF	TIME OF DAY
1 -		23.448	1:07.946	64.00	9.972	15:10:59.386
2 -	35.388	23.008	58.396 (2)	74.46	0.422	15:11:57.782
3 -	34.732	23.242	57.974 (1)	75.00		15:12:55.756
4 -	35.688	23.452	59.140	73.53	1.166	15:13:54.896
5 -	35.608	23.381	58.989 (3)	73.71	1.015	15:14:53.885

P29 144		Nick CRONIN		Suzuki SV650 -		
IDEAL LAP TIME : 57.687		BEST LAP TIME : 58.045		DIFFERENCE : 0.358		
LAP	SECTOR 1	SECTOR 2	LAP TIME	MPH	DIFF	TIME OF DAY
1 -		23.780	1:08.597	63.39	10.552	15:11:00.037
2 -	35.251	22.794	58.045 (1)	74.91		15:11:58.082
3 -	34.893	23.286	58.179 (2)	74.74	0.134	15:12:56.261
4 -	35.492	23.494	58.986 (3)	73.72	0.941	15:13:55.247
5 -	35.613	23.456	59.069	73.61	1.024	15:14:54.316

P30 51		Andrew DURANT		Suzuki SV650 -		
IDEAL LAP TIME : 58.079		BEST LAP TIME : 58.150		DIFFERENCE : 0.071		
LAP	SECTOR 1	SECTOR 2	LAP TIME	MPH	DIFF	TIME OF DAY
1 -		23.919	1:08.984	63.03	10.834	15:11:00.424
2 -	35.373	23.382	58.755 (3)	74.01	0.605	15:11:59.179
3 -	35.291	22.859	58.150 (1)	74.78		15:12:57.329
4 -	35.220	23.359	58.579 (2)	74.23	0.429	15:13:55.908
5 -	35.575	23.346	58.921	73.80	0.771	15:14:54.829

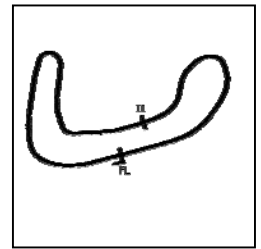
Weather / Track : Cloudy / Dry

Brands Hatch Indy
Circuit Length = 1.2079 miles
Start: 15:09 Flag 15:14 End: 15:15

BMCRC - MRO Championships 2020 - Rnd 1 @ Brands Hatch Indy

MRO Minitwins & BMCRC Rookie Minitwins

RACE 10 - SECTOR ANALYSIS



SECTOR 1 = FL to I1, SECTOR 2 = I1 to FL, DIFF = Difference To Personal Best Lap, P = Crossed Finish Line in Pit Lane, D = Time Disallowed

P31 47		Tristan BOHANAN		Suzuki SV650 - MY BRUV !		
IDEAL LAP TIME : 58.447		BEST LAP TIME : 58.447		DIFFERENCE : 0.000		
LAP	SECTOR 1	SECTOR 2	LAP TIME	MPH	DIFF	TIME OF DAY
1 -		23.516	1:07.142	64.76	8.695	15:10:58.582
2 -	36.860	23.295	1:00.155	72.28	1.708	15:11:58.737
3 -	36.611	23.127	59.738 (3)	72.79	1.291	15:12:58.475
4 -	35.520	22.927	58.447 (1)	74.40		15:13:56.922
5 -	35.610	23.442	59.052 (2)	73.64	0.605	15:14:55.974

P32 561		David LESLIE		Suzuki SV650 -		
IDEAL LAP TIME :		BEST LAP TIME : 59.491		DIFFERENCE :		
LAP	SECTOR 1	SECTOR 2	LAP TIME	MPH	DIFF	TIME OF DAY
1 -			1:10.768	61.44	11.277	15:11:02.208
2 -			1:00.418	71.97	0.927	15:12:02.626
3 -			1:00.010 (3)	72.46	0.519	15:13:02.636
4 -			59.706 (2)	72.83	0.215	15:14:02.342
5 -			59.491 (1)	73.09		15:15:01.833

P33 272 R		Christopher COWAN		Suzuki SV650 - IMP Racing International		
IDEAL LAP TIME : 59.392		BEST LAP TIME : 59.622		DIFFERENCE : 0.230		
LAP	SECTOR 1	SECTOR 2	LAP TIME	MPH	DIFF	TIME OF DAY
1 -		24.509	1:10.492	61.68	10.870	15:11:01.932
2 -	36.297	24.148	1:00.445 (3)	71.94	0.823	15:12:02.377
3 -	35.975	24.062	1:00.037 (2)	72.43	0.415	15:13:02.414
4 -	36.205	23.417	59.622 (1)	72.93		15:14:02.036
5 -	36.386	24.250	1:00.636	71.71	1.014	15:15:02.672

P34 11 R		Darren O'LEARY		Suzuki SV650 -		
IDEAL LAP TIME : 59.898		BEST LAP TIME : 1:00.573		DIFFERENCE : 0.675		
LAP	SECTOR 1	SECTOR 2	LAP TIME	MPH	DIFF	TIME OF DAY
1 -		24.105	1:10.121	62.01	9.548	15:11:01.561
2 -	36.726	23.972	1:00.698 (2)	71.64	0.125	15:12:02.259
3 -	36.261	25.125	1:01.386 (3)	70.84	0.813	15:13:03.645
4 -	36.936	23.637	1:00.573 (1)	71.79		15:14:04.218
5 -	37.300	24.549	1:01.849	70.31	1.276	15:15:06.067

P35 70		Vanessa GILLAM		Suzuki SV650 - No More Straps		
IDEAL LAP TIME : 1:01.490		BEST LAP TIME : 1:01.490		DIFFERENCE : 0.000		
LAP	SECTOR 1	SECTOR 2	LAP TIME	MPH	DIFF	TIME OF DAY
1 -		24.922	1:11.784	60.57	10.294	15:11:03.224
2 -	37.494	23.996	1:01.490 (1)	70.72		15:12:04.714
3 -	37.511	24.103	1:01.614 (2)	70.57	0.124	15:13:06.328
4 -	37.695	24.256	1:01.951 (3)	70.19	0.461	15:14:08.279
5 -	37.848	24.691	1:02.539	69.53	1.049	15:15:10.818

P36 321 R		Illia ZHURAVEL		Suzuki SV650 -		
IDEAL LAP TIME : 1:02.515		BEST LAP TIME : 1:02.515		DIFFERENCE : 0.000		
LAP	SECTOR 1	SECTOR 2	LAP TIME	MPH	DIFF	TIME OF DAY
1 -		24.935	1:12.325	60.12	9.810	15:11:03.765
2 -	38.395	24.120	1:02.515 (1)	69.56		15:12:06.280
3 -	51.649	26.822	1:18.471 (3)	55.41	15.956	15:13:24.751
4 -	39.963	25.496	1:05.459 (2)	66.43	2.944	15:14:30.210

Weather / Track : Cloudy / Dry

Brands Hatch Indy
Circuit Length = 1.2079 miles
Start: 15:09 Flag 15:14 End: 15:15

BMCRC - MRO Championships 2020 - Rnd 1 @ Brands Hatch Indy

MRO Minitwins & BMCRC Rookie Minitwins

RACE 10 - SECTOR ANALYSIS



SECTOR 1 = FL to I1, SECTOR 2 = I1 to FL, DIFF = Difference To Personal Best Lap, P = Crossed Finish Line in Pit Lane, D = Time Disallowed

P37 83 R		Greg RYAN		Suzuki SV650 -		
IDEAL LAP TIME : 1:11.053		BEST LAP TIME : 1:11.573		DIFFERENCE : 0.520		
LAP	SECTOR 1	SECTOR 2	LAP TIME	MPH	DIFF	TIME OF DAY
1 -		27.977	1:19.156	54.93	7.583	15:11:10.596
2 -	43.175	28.398	1:11.573 (1)	60.75		15:12:22.169
3 -	43.076	28.828	1:11.904 (2)	60.47	0.331	15:13:34.073
4 -	43.152	28.784	1:11.936 (3)	60.45	0.363	15:14:46.009

P38 155		Richard HARRIS		Suzuki SV650 - HP Racing		
IDEAL LAP TIME : 53.181		BEST LAP TIME : 53.181		DIFFERENCE : 0.000		
LAP	SECTOR 1	SECTOR 2	LAP TIME	MPH	DIFF	TIME OF DAY
1 -		21.879	59.716	72.82	6.535	15:10:51.156
2 -	31.863	21.318	53.181 (1)	81.76		15:11:44.337
3 -	31.963	21.368	53.331 (2)	81.53	0.150	15:12:37.668
4 -	31.952	21.553	53.505 (3)	81.27	0.324	15:13:31.173

Weather / Track : Cloudy / Dry

Results can be found at www.tsl-timing.com

Page 7 of 7

Brands Hatch Indy
 Circuit Length = 1.2079 miles
 Start: 15:09 Flag 15:14 End: 15:15

Printed - 15:16 Saturday, 07 March 2020

BMCRC - MRO Championships 2020 - Rnd 1 @ Brands Hatch Indy

MRO Minitwins & BMCRC Rookie Minitwins

RACE 10 - BEST SECTORS

SECTOR 1				SECTOR 2				IDEAL / BEST COMPARISON				
POS	NO	NAME	TIME	NO	NAME	TIME	POS	NO	NAME	IDEAL	BEST	DIFF
									PERFECT LAP	52.301		
1	184	TWYFORD	31.354	184	TWYFORD	20.947	1	184	TWYFORD	52.301	52.650	0.349
2	12	TAYLOR	31.406	86	WITHERINGTON	21.001	2	232	WETHERELL	52.598	52.681	0.083
3	232	WETHERELL	31.434	96	HARRIS	21.121	3	12	TAYLOR	52.619	52.682	0.063
4	95	REYNOLDS	31.591	232	WETHERELL	21.164	4	86	WITHERINGTON	52.662	52.726	0.064
5	192	MOFFA	31.623	12	TAYLOR	21.213	5	96	HARRIS	52.834	52.964	0.130
6	661	HARRIS	31.657	192	MOFFA	21.240	6	95	REYNOLDS	52.844	53.006	0.162
7	86	WITHERINGTON	31.661	95	REYNOLDS	21.253	7	192	MOFFA	52.863	52.863	0.000
8	96	HARRIS	31.713	78	POVAH	21.259	8	661	HARRIS	52.975	53.013	0.038
9	78	POVAH	31.733	661	HARRIS	21.318	9	78	POVAH	52.992	53.004	0.012
10	5	MANTELL	31.860	155	HARRIS	21.318	10	155	HARRIS	53.181	53.181	0.000
11	155	HARRIS	31.863	19	LILLEY	21.342	11	5	MANTELL	53.206	53.206	0.000
12	46	MORRIS	32.267	5	MANTELL	21.346	12	19	LILLEY	53.723	53.723	0.000
13	710	HENSTOCK	32.303	710	HENSTOCK	21.491	13	710	HENSTOCK	53.794	53.794	0.000
14	19	LILLEY	32.381	257	HOOD	21.579	14	46	MORRIS	53.912	54.057	0.145
15	156	STONE	32.413	46	MORRIS	21.645	15	156	STONE	54.293	54.328	0.035
16	160	KENNEDY	33.014	199	FROST	21.759	16	257	HOOD	54.612	54.612	0.000
17	199	FROST	33.026	160	KENNEDY	21.765	17	160	KENNEDY	54.779	54.904	0.125
18	257	HOOD	33.033	156	STONE	21.880	18	199	FROST	54.785	54.785	0.000
19	71	CLUNE	33.262	71	CLUNE	22.029	19	71	CLUNE	55.291	55.291	0.000
20	247	BEER	33.318	717	SHEEHAN	22.138	20	247	BEER	55.483	55.763	0.280
21	717	SHEEHAN	33.619	247	BEER	22.165	21	717	SHEEHAN	55.757	56.015	0.258
22	40	WILKINSON	34.293	43	DAVIE	22.262	22	43	DAVIE	57.006	57.006	0.000
23	159	RIDGWELL	34.428	84	BRANCO	22.570	23	84	BRANCO	57.011	57.195	0.184
24	84	BRANCO	34.441	197	GUYETT	22.690	24	40	WILKINSON	57.111	57.111	0.000
25	197	GUYETT	34.489	152	ALLEN	22.758	25	197	GUYETT	57.179	57.375	0.196
26	152	ALLEN	34.617	159	RIDGWELL	22.768	26	159	RIDGWELL	57.196	57.342	0.146
27	110	PLEDGER	34.640	144	CRONIN	22.794	27	152	ALLEN	57.375	57.932	0.557
28	105	WADE	34.732	40	WILKINSON	22.818	28	110	PLEDGER	57.587	57.587	0.000
29	43	DAVIE	34.744	51	DURANT	22.859	29	144	CRONIN	57.687	58.045	0.358
30	144	CRONIN	34.893	47	BOHANAN	22.927	30	105	WADE	57.740	57.974	0.234
31	51	DURANT	35.220	110	PLEDGER	22.947	31	51	DURANT	58.079	58.150	0.071
32	47	BOHANAN	35.520	105	WADE	23.008	32	47	BOHANAN	58.447	58.447	0.000
33	272	COWAN	35.975	272	COWAN	23.417	33	272	COWAN	59.392	59.622	0.230
34	11	O'LEARY	36.261	11	O'LEARY	23.637	34	11	O'LEARY	59.898	1:00.573	0.675
35	70	GILLAM	37.494	70	GILLAM	23.996	35	70	GILLAM	1:01.490	1:01.490	0.000
36	321	ZHURAVEL	38.395	321	ZHURAVEL	24.120	36	321	ZHURAVEL	1:02.515	1:02.515	0.000
37	83	RYAN	43.076	83	RYAN	27.977	37	83	RYAN	1:11.053	1:11.573	0.520
38							38	561	LESLIE		59.491	

Weather / Track : Cloudy / Dry

Results can be found at www.tsl-timing.com

Brands Hatch Indy
Circuit Length = 1.2079 miles
Start: 15:09 Flag 15:14 End: 15:15

Printed - 15:16 Saturday, 07 March 2020

BMCRC - MRO Championships 2020 - Rnd 1 @ Brands Hatch Indy

MRO Minitwins & BMCRC Rookie Minitwins

RACE 10 - STATISTICS

Competitors Started 38
Planned Start 2020-03-07 @ 15:11:00.000
Actual Start 2020-03-07 @ 15:09:51.439
Finish Time 2020-03-07 @ 15:14:21.192
Track Length 1.2079mi.
Total Laps 187
Total Distance Covered 225.8858mi.

Session Fastest Lap History

NO	CL	NAME	LAP TIME	TIME OF DAY	LAP	VEHICLE
232		Matt WETHERELL	52.681	15:11:42.338	2	Suzuki SV650
184		David TWYFORD	52.677	15:11:42.454	2	Suzuki SV650
184		David TWYFORD	52.650	15:14:21.208	5	Suzuki SV650

Session Leader History

NO	CL	NAME	FROM LAP	LAPS LED	DISTANCE	VEHICLE
232		Matt WETHERELL	1	4	4.83 miles	Suzuki SV650
184		David TWYFORD	5	1	1.20 miles	Suzuki SV650

Flag History

TYPE	TIME OF DAY
GREEN	15:09:51.439
FINISH	15:14:21.192

Flag Statistics

TYPE	COUNT	TOTAL LAPS	TOTAL TIME
Green	1	5	5:24.043
Red	0	0	0.000
Safety Car	0	0	0.000
FCY	0	0	0.000

BMCRC - MRO Championships 2020 - Rnd 1 @ Brands Hatch Indy

MRO Minitwins & BMCRC Rookie Minitwins

RACE 10 - STATISTICS

CLASS :

27 Starters

Fastest Lap History

NO	NAME	LAP TIME	TIME OF DAY	LAP	VEHICLE
232	Matt WETHERELL	52.681	15:11:42.338	2	Suzuki SV650
184	David TWYFORD	52.677	15:11:42.454	2	Suzuki SV650
184	David TWYFORD	52.650	15:14:21.208	5	Suzuki SV650

Leader History

NO	NAME	FROM LAP	LAPS LED	DISTANCE	VEHICLE
232	Matt WETHERELL	1	4	4.83 miles	Suzuki SV650
184	David TWYFORD	5	1	1.20 miles	Suzuki SV650

BMCRC - MRO Championships 2020 - Rnd 1 @ Brands Hatch Indy

MRO Minitwins & BMCRC Rookie Minitwins

RACE 10 - STATISTICS

CLASS : R

11 Starters

Fastest Lap History

NO	NAME	LAP TIME	TIME OF DAY	LAP	VEHICLE
710	Craig HENSTOCK	55.073	15:11:48.264	2	Suzuki SV650
710	Craig HENSTOCK	53.794	15:12:42.060	3	Suzuki SV650

Leader History

NO	NAME	FROM LAP	LAPS LED	DISTANCE	VEHICLE
160	Christopher KENNEDY	1	1	1.20 miles	Suzuki SV650
710	Craig HENSTOCK	2	4	4.83 miles	Suzuki SV650

BMCRC - MRO Championships 2020 - Rnd 1 @ Brands Hatch Indy



MRO Minitwins & BMCRC Rookie Minitwins

RACE 1 - GRID (12 Laps)

ROW 14	42		41	140 Tom SPALDING	40	81 Malvern MAY	
ROW 13		39	97 Alex MANN	38	83 Greg RYAN	37	321 Illia ZHURAVEL
ROW 12	36	70 Vanessa GILLAM	35	11 Darren O'LEARY	34	272 Christopher COWAN	
ROW 11		33	561 David LESLIE	32	47 Tristan BOHANAN	31	51 Andrew DURANT
ROW 10	30	144 Nick CRONIN	29	105 Connor WADE	28	152 Jason ALLEN	
ROW 9		27	110 Darryl PLEDGER	26	197 Reece GUYETT	25	159 Benn RIDGWELL
ROW 8	24	84 Ricardo BRANCO	23	40 Simon WILKINSON	22	43 Robert DAVIE	
ROW 7		21	717 James SHEEHAN	20	247 Peter BEER	19	71 Colin CLUNE
ROW 6	18	160 Christopher KENNEDY	17	199 Michael FROST	16	257 Connor HOOD	
ROW 5		15	156 Michael STONE	14	46 Jeff MORRIS	13	710 Craig HENSTOCK
ROW 4	12	19 Kevin LILLEY	11	5 Barry MANTELL	10	155 Richard HARRIS	
ROW 3		9	661 Cameron HARRIS	8	95 John REYNOLDS	7	78 Keith POVAH
ROW 2	6	96 Dan HARRIS	5	192 Daniel MOFFA	4	86 Paul WITHERINGTON	
ROW 1		3	12 Russell TAYLOR	2	232 Matt WETHERELL	1	184 David TWYFORD
							Pole

Brands Hatch Indy
Circuit Length = 1.2079 miles

These results are provisional until the conclusion of any judicial and technical matters.

Clerk Of Course :	Steward :	Timekeeper :
-------------------	-----------	--------------

Results can be found at www.tsl-timing.com

Printed - 15:17 Saturday, 07 March 2020



BMCRC - MRO Championships 2020 - Rnd 1 @ Brands Hatch Indy



MRO Minitwins & BMCRC Rookie Minitwins

RACE 1 - CLASSIFICATION

POS	NO	CL	PIC NAME	ENTRY	LAPS	TIME	GAP	DIFF	MPH	BEST	ON
1	96		Dan HARRIS	Suzuki SV650 - HP Racing	8	7:49.028			74.17	57.213	4
2	232		Matt WETHERELL	Suzuki SV650 - MSG Racing/Lamonde.com/FWR T	8	8:05.878	16.850	16.850	71.59	58.822	7
3	86		Paul WITHERINGTON	Suzuki SV650 - PJW Plumbers	8	8:05.982	16.954	0.104	71.58	58.509	8
4	78		Keith POVAH	Suzuki SV650 - 78Plate.com Screenprinting/@crap.	8	8:06.369	17.341	0.387	71.52	58.985	7
5	184		David TWYFORD	Suzuki SV650 -	8	8:07.334	18.306	0.965	71.38	58.957	8
6	155		Richard HARRIS	Suzuki SV650 - HP Racing	8	8:07.409	18.381	0.075	71.37	58.938	8
7	95		John REYNOLDS	Suzuki SV650 - Fins Motorcycles	8	8:08.025	18.997	0.616	71.28	58.884	8
8	661		Cameron HARRIS	Suzuki SV650 - HARRIS PERFORMANCE	8	8:11.125	22.097	3.100	70.83	59.425	6
9	12		Russell TAYLOR	Suzuki SV650 -	8	8:15.208	26.180	4.083	70.25	59.719	8
10	97	R	Alex MANN	Suzuki SV650 - TT50 Cars,Prestige,Denham Hedley	8	8:16.122	27.094	0.914	70.12	58.598	5
11	199		Michael FROST	Suzuki SV650 -	8	8:22.212	33.184	6.090	69.27	59.513	7
12	717	R	James SHEEHAN	Suzuki GLADIUS 650 -	8	8:26.163	37.135	3.951	68.73	1:01.191	5
13	19		Kevin LILLEY	Suzuki SV650 - Trafalgar Cleaning Eqpt. / Vanson L	8	8:26.257	37.229	0.094	68.71	1:01.529	7
14	5		Barry MANTELL	Suzuki SV650 S - Swedish car connection	8	8:26.877	37.849	0.620	68.63	1:01.422	7
15	71		Colin CLUNE	Suzuki SV650 -	8	8:26.880	37.852	0.003	68.63	1:01.114	5
16	40		Simon WILKINSON	Suzuki SV650 - S P Wilkinson Engineering Ltd	8	8:32.265	43.237	5.385	67.91	1:01.990	5
17	159		Benn RIDGWELL	Suzuki SV650 - Ridgely Racing	8	8:34.971	45.943	2.706	67.55	1:01.804	5
18	105	R	Connor WADE	Suzuki SV650 - WELD CARE INDUSTRIES	8	8:41.191	52.163	6.220	66.74	1:03.434	8
19	43		Robert DAVIE	Suzuki SV650 -	8	8:41.663	52.635	0.472	66.68	1:03.651	8
20	81		Malvern MAY	Suzuki SV650 -	7	7:46.112	1 Lap	1 Lap	65.30	1:04.062	5
21	156		Michael STONE	Suzuki SV650 -	7	7:46.201	1 Lap	0.089	65.29	1:02.367	6
22	51		Andrew DURANT	Suzuki SV650 -	7	7:50.708	1 Lap	4.507	64.66	1:04.980	6
23	11*	R	Darren O'LEARY	Suzuki SV650 -	7	7:52.558	1 Lap	1.850	64.41	1:05.394	6
24	197		Reece GUYETT	Suzuki SV650 - rose mot	7	7:56.600	1 Lap	4.042	63.86	1:04.321	6
25	84		Ricardo BRANCO	Suzuki SV650 - IMP Racing	7	7:56.776	1 Lap	0.176	63.84	1:05.273	7
26	561		David LESLIE	Suzuki SV650 -	7	7:59.443	1 Lap	2.667	63.49	1:05.571	7
27	70		Vanessa GILLAM	Suzuki SV650 - No More Straps	7	8:06.086	1 Lap	6.643	62.62	1:06.726	7
28	83	R	Greg RYAN	Suzuki SV650 -	6	7:46.022	2 Laps	1 Lap	55.98	1:15.417	6

NOT CLASSIFIED

DNF	710	R	Craig HENSTOCK	Suzuki SV650 -	7	7:11.783	1 Lap	0.000	70.49	59.308	6
DNF	152		Jason ALLEN	Suzuki SV650 - Reprobate tribe racing.	5	5:48.048	3 Laps	2 Laps	62.47	1:05.420	5
DNF	272	R	Christopher COWAN	Suzuki SV650 - IMP Racing International	1	1:14.609	7 Laps	4 Laps	58.28		
DNF	321	R	Illia ZHURAVEL	Suzuki SV650 -	1	1:21.968	7 Laps	7.359	53.05		
DNF	192		Daniel MOFFA	Suzuki SV650 - DM Racing	0						

FASTEST LAP

96			Dan HARRIS	Suzuki SV650 - HP Racing	4	57.213	76.00 mph	122.32 kph
97	R		Alex MANN	Suzuki SV650 - TT50 Cars,Prestige,Denham Hedley	5	58.598	74.21 mph	119.43 kph

* No. 11 & 321 - Please fit a working transponder

No. 272 - 10 second penalty - jump start

Race stopped

Class - 92.5% of Race Speed = 68.60 mph

Class R - 92.5% of Race Speed = 64.86 mph

Brands Hatch Indy

Circuit Length = 1.2079 miles

Start: 10:30 Flag 10:38 End: 10:40

Weather / Track : Cloudy / Wet

These results are provisional until the conclusion of any judicial and technical matters.

Clerk Of Course :	Steward :	Timekeeper :
-------------------	-----------	--------------

Results can be found at www.tsl-timing.com

Printed - 10:42 Sunday, 08 March 2020



BMCRC - MRO Championships 2020 - Rnd 1 @ Brands Hatch Indy

MRO Minitwins & BMCRC Rookie Minitwins

RACE 1 - LAP CHART

LAP 1 @ 10:31:41.653		
NO	BEHIND	LAP TIME

96		1:04.223
184	1.429	1:05.652
232	1.722	1:05.945
78	1.907	1:06.130
95	2.331	1:06.554
661	2.970	1:07.193
155	3.322	1:07.545
86	3.423	1:07.646
12	4.121	1:08.344
5	4.832	1:09.055
19	5.354	1:09.577
710	5.512	1:09.735
199	6.522	1:10.745
71	6.730	1:10.953
159	7.485	1:11.708
717	7.599	1:11.822
40	8.158	1:12.381
43	8.416	1:12.639
97	9.084	1:13.307
105	9.262	1:13.485
272	10.386	1:14.609
84	10.890	1:15.113
51	11.189	1:15.412
81	12.188	1:16.411
156	12.655	1:16.878
197	12.997	1:17.220
11	13.138	1:17.361
561	13.772	1:17.995
70	14.333	1:18.556
152	14.927	1:19.150
321	17.745	1:21.968
83	20.281	1:24.504

LAP 2 @ 10:32:39.520		
NO	BEHIND	LAP TIME

96		57.867
184	4.141	1:00.579
232	4.435	1:00.580
78	5.088	1:01.048
95	5.342	1:00.878
155	5.953	1:00.498
86	6.901	1:01.345
661	7.127	1:02.024
710	8.855	1:01.210
12	8.940	1:02.686
19	11.133	1:03.646
5	11.228	1:04.263
71	11.354	1:02.491
199	11.539	1:02.884
717	12.533	1:02.801
97	12.640	1:01.423
159	13.287	1:03.669
40	14.165	1:03.874
105	15.018	1:03.623
43	15.862	1:05.313
51	19.421	1:06.099
81	20.244	1:05.923
156	21.032	1:06.244
84	21.504	1:08.481
11	21.877	1:06.606
197	23.888	1:08.758
561	24.537	1:08.632

LAP 3 @ 10:33:37.410		
NO	BEHIND	LAP TIME

96		57.890
184	7.939	1:01.688
232	8.041	1:01.496
78	8.572	1:01.374
95	9.057	1:01.605
86	9.160	1:00.149
155	9.277	1:01.214
661	10.952	1:01.715
710	11.954	1:00.989
12	13.928	1:02.878
19	16.224	1:02.981
199	16.790	1:03.141
5	16.967	1:03.629
97	17.101	1:02.351
717	17.363	1:02.720
71	17.851	1:04.387
159	18.506	1:03.109
40	19.351	1:03.076
105	21.553	1:04.425
43	22.213	1:04.241
51	28.664	1:07.133
81	28.973	1:06.619
156	29.405	1:06.263
11	29.982	1:05.995
84	31.171	1:07.557
197	34.859	1:08.861
561	35.180	1:08.533
70	36.019	1:08.942
152	36.456	1:08.474

LAP 4 @ 10:34:34.623		
NO	BEHIND	LAP TIME

96		57.213
83	1 Lap	1:16.779
184	10.976	1:00.250
232	11.062	1:00.234
78	11.467	1:00.108
86	11.606	59.659
95	11.900	1:00.056
155	12.000	59.936
661	14.451	1:00.712
710	14.953	1:00.212
12	17.764	1:01.049
199	21.624	1:02.047
19	21.718	1:02.707
97	21.747	1:01.859
717	21.874	1:01.724
5	22.456	1:02.702
71	22.807	1:02.169
159	23.830	1:02.537
40	24.697	1:02.559
105	28.699	1:04.359
43	29.266	1:04.266
81	35.823	1:04.063
51	37.861	1:06.410
11	38.325	1:05.556
156	38.740	1:06.548
84	40.509	1:06.551

LAP 5 @ 10:35:31.846		
NO	BEHIND	LAP TIME

96		57.223
232	14.003	1:00.164
78	14.829	1:00.585
184	15.073	1:01.320
95	15.176	1:00.499
86	15.279	1:00.896
155	15.326	1:00.549
661	17.785	1:00.557
710	18.072	1:00.342
83	1 Lap	1:16.683
12	20.678	1:00.137
97	23.122	58.598
717	25.842	1:01.191
199	25.900	1:01.499
19	26.509	1:02.014
71	26.698	1:01.114
5	27.539	1:02.306
159	28.411	1:01.804
40	29.464	1:01.990
105	35.642	1:04.166
43	35.955	1:03.912
81	42.662	1:04.062
156	45.758	1:04.241
51	46.283	1:05.645
11	46.539	1:05.437
84	51.168	1:07.882
197	52.038	1:05.228
561	53.296	1:05.982
152	53.632	1:05.420
70	56.194	1:07.649

LAP 6 @ 10:36:29.306		
NO	BEHIND	LAP TIME

96		57.460
232	15.590	59.047
78	16.513	59.144
86	16.594	58.775
184	17.318	59.705
95	17.448	59.732
155	17.537	59.671
661	19.750	59.425
710	19.920	59.308
12	23.326	1:00.108
97	24.815	59.153
199	30.531	1:02.091
717	30.637	1:02.255
19	31.016	1:01.967
71	31.396	1:02.158
5	32.157	1:02.078
159	33.456	1:02.505
40	34.815	1:02.811
83	1 Lap	1:16.096
105	42.165	1:03.983
43	42.354	1:03.859
81	49.363	1:04.161
156	50.665	1:02.367
51	53.803	1:04.980

LAP 7 @ 10:37:28.006		
NO	BEHIND	LAP TIME

96		58.700
197	1 Lap	1:04.321
84	1 Lap	1:05.919
561	1 Lap	1:06.160
70	1 Lap	1:08.750
232	15.712	58.822
78	16.798	58.985
86	16.897	59.003
184	17.801	59.183
155	17.895	59.058
95	18.565	59.817
661	20.923	59.873
710	21.207	59.987
12	24.913	1:00.287
97	25.673	59.558
199	31.344	59.513
19	33.845	1:01.529
717	33.888	1:01.951
71	34.408	1:01.712
5	34.879	1:01.422
40	38.799	1:02.684
159	39.646	1:04.890
105	47.181	1:03.716
43	47.436	1:03.782
83	1 Lap	1:15.417
81	55.536	1:04.873
156	55.625	1:03.660

LAP 8 @ 10:38:26.458		
NO	BEHIND	LAP TIME

96		58.452
51	1 Lap	1:05.029
11	1 Lap	1:06.209
197	1 Lap	1:05.825
84	1 Lap	1:05.273
561	1 Lap	1:05.571
232	16.850	59.590
86	16.954	58.509
70	1 Lap	1:06.726
78	17.341	58.995
184	18.306	58.957
155	18.381	58.938
95	18.997	58.884
661	22.097	59.626
12	26.180	59.719
97	27.094	59.873
199	33.184	1:00.292
717	37.135	1:01.699
19	37.229	1:01.836
5	37.849	1:01.422
71	37.852	1:01.896
40	43.237	1:02.890
159	45.943	1:04.749
105	52.163	1:03.434
43	52.635	1:03.651

Weather / Track : Cloudy / Wet

Brands Hatch Indy
Circuit Length = 1.2079 miles
Start: 10:30 Flag 10:38 End: 10:40

BMCRC - MRO Championships 2020 - Rnd 1 @ Brands Hatch Indy

MRO Minitwins & BMCRC Rookie Minitwins

RACE 1 - SECTOR ANALYSIS



SECTOR 1 = FL to I1, SECTOR 2 = I1 to FL, DIFF = Difference To Personal Best Lap, P = Crossed Finish Line in Pit Lane, D = Time Disallowed

P1 96		Dan HARRIS		Suzuki SV650 - HP Racing		
IDEAL LAP TIME : 57.146		BEST LAP TIME : 57.213		DIFFERENCE : 0.067		
LAP	SECTOR 1	SECTOR 2	LAP TIME	MPH	DIFF	TIME OF DAY
1 -		23.392	1:04.223	67.71	7.010	10:31:41.653
2 -	34.918	22.949	57.867	75.14	0.654	10:32:39.520
3 -	34.789	23.101	57.890	75.11	0.677	10:33:37.410
4 -	34.318	22.895	57.213 (1)	76.00		10:34:34.623
5 -	34.251	22.972	57.223 (2)	75.99	0.010	10:35:31.846
6 -	34.283	23.177	57.460 (3)	75.68	0.247	10:36:29.306
7 -	35.218	23.482	58.700	74.08	1.487	10:37:28.006
8 -	34.998	23.454	58.452	74.39	1.239	10:38:26.458

P2 232		Matt WETHERELL		Suzuki SV650 - MSG Racing/Lamonde.com/FWR Tyres		
IDEAL LAP TIME : 58.822		BEST LAP TIME : 58.822		DIFFERENCE : 0.000		
LAP	SECTOR 1	SECTOR 2	LAP TIME	MPH	DIFF	TIME OF DAY
1 -		24.438	1:05.945	65.94	7.123	10:31:43.375
2 -	36.574	24.006	1:00.580	71.78	1.758	10:32:43.955
3 -	37.124	24.372	1:01.496	70.71	2.674	10:33:45.451
4 -	36.414	23.820	1:00.234	72.19	1.412	10:34:45.685
5 -	36.178	23.986	1:00.164	72.27	1.342	10:35:45.849
6 -	35.463	23.584	59.047 (2)	73.64	0.225	10:36:44.896
7 -	35.398	23.424	58.822 (1)	73.92		10:37:43.718
8 -	35.801	23.789	59.590 (3)	72.97	0.768	10:38:43.308

P3 86		Paul WITHERINGTON		Suzuki SV650 - PJW Plumbers		
IDEAL LAP TIME : 58.143		BEST LAP TIME : 58.509		DIFFERENCE : 0.366		
LAP	SECTOR 1	SECTOR 2	LAP TIME	MPH	DIFF	TIME OF DAY
1 -		24.435	1:07.646	64.28	9.137	10:31:45.076
2 -	37.405	23.940	1:01.345	70.88	2.836	10:32:46.421
3 -	36.399	23.750	1:00.149	72.29	1.640	10:33:46.570
4 -	36.300	23.359	59.659	72.89	1.150	10:34:46.229
5 -	36.456	24.440	1:00.896	71.41	2.387	10:35:47.125
6 -	35.792	22.983	58.775 (2)	73.98	0.266	10:36:45.900
7 -	35.962	23.041	59.003 (3)	73.70	0.494	10:37:44.903
8 -	35.160	23.349	58.509 (1)	74.32		10:38:43.412

P4 78		Keith POVAH		Suzuki SV650 - 78Plate.com Screenprinting/@crap.sack		
IDEAL LAP TIME : 58.753		BEST LAP TIME : 58.985		DIFFERENCE : 0.232		
LAP	SECTOR 1	SECTOR 2	LAP TIME	MPH	DIFF	TIME OF DAY
1 -		24.340	1:06.130	65.75	7.145	10:31:43.560
2 -	37.111	23.937	1:01.048	71.23	2.063	10:32:44.608
3 -	37.182	24.192	1:01.374	70.85	2.389	10:33:45.982
4 -	36.389	23.719	1:00.108	72.34	1.123	10:34:46.090
5 -	36.351	24.234	1:00.585	71.77	1.600	10:35:46.675
6 -	35.807	23.337	59.144 (3)	73.52	0.159	10:36:45.819
7 -	35.663	23.322	58.985 (1)	73.72		10:37:44.804
8 -	35.905	23.090	58.995 (2)	73.71	0.010	10:38:43.799

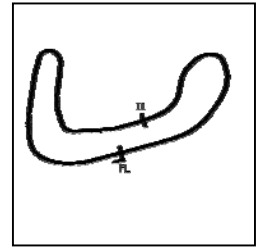
Weather / Track : Cloudy / Wet

Brands Hatch Indy
Circuit Length = 1.2079 miles
Start: 10:30 Flag 10:38 End: 10:40

BMCRC - MRO Championships 2020 - Rnd 1 @ Brands Hatch Indy

MRO Minitwins & BMCRC Rookie Minitwins

RACE 1 - SECTOR ANALYSIS



SECTOR 1 = FL to I1, SECTOR 2 = I1 to FL, DIFF = Difference To Personal Best Lap, P = Crossed Finish Line in Pit Lane, D = Time Disallowed

P5 184		David TWYFORD		Suzuki SV650 -		
IDEAL LAP TIME : 58.957		BEST LAP TIME : 58.957		DIFFERENCE : 0.000		
LAP	SECTOR 1	SECTOR 2	LAP TIME	MPH	DIFF	TIME OF DAY
1 -		24.222	1:05.652	66.23	6.695	10:31:43.082
2 -	36.582	23.997	1:00.579	71.78	1.622	10:32:43.661
3 -	37.201	24.487	1:01.688	70.49	2.731	10:33:45.349
4 -	36.321	23.929	1:00.250	72.17	1.293	10:34:45.599
5 -	36.532	24.788	1:01.320	70.91	2.363	10:35:46.919
6 -	36.199	23.506	59.705 (3)	72.83	0.748	10:36:46.624
7 -	35.866	23.317	59.183 (2)	73.47	0.226	10:37:45.807
8 -	35.646	23.311	58.957 (1)	73.75		10:38:44.764

P6 155		Richard HARRIS		Suzuki SV650 - HP Racing		
IDEAL LAP TIME : 58.938		BEST LAP TIME : 58.938		DIFFERENCE : 0.000		
LAP	SECTOR 1	SECTOR 2	LAP TIME	MPH	DIFF	TIME OF DAY
1 -		24.801	1:07.545	64.38	8.607	10:31:44.975
2 -	36.758	23.740	1:00.498	71.88	1.560	10:32:45.473
3 -	36.976	24.238	1:01.214	71.03	2.276	10:33:46.687
4 -	36.519	23.417	59.936	72.55	0.998	10:34:46.623
5 -	36.039	24.510	1:00.549	71.81	1.611	10:35:47.172
6 -	36.137	23.534	59.671 (3)	72.87	0.733	10:36:46.843
7 -	35.755	23.303	59.058 (2)	73.63	0.120	10:37:45.901
8 -	35.659	23.279	58.938 (1)	73.78		10:38:44.839

P7 95		John REYNOLDS		Suzuki SV650 - Fins Motorcycles		
IDEAL LAP TIME : 58.884		BEST LAP TIME : 58.884		DIFFERENCE : 0.000		
LAP	SECTOR 1	SECTOR 2	LAP TIME	MPH	DIFF	TIME OF DAY
1 -		24.378	1:06.554	65.33	7.670	10:31:43.984
2 -	36.827	24.051	1:00.878	71.43	1.994	10:32:44.862
3 -	37.275	24.330	1:01.605	70.58	2.721	10:33:46.467
4 -	36.044	24.012	1:00.056	72.40	1.172	10:34:46.523
5 -	36.103	24.396	1:00.499	71.87	1.615	10:35:47.022
6 -	36.235	23.497	59.732 (2)	72.80	0.848	10:36:46.754
7 -	36.235	23.582	59.817 (3)	72.69	0.933	10:37:46.571
8 -	35.399	23.485	58.884 (1)	73.85		10:38:45.455

P8 661		Cameron HARRIS		Suzuki SV650 - HARRIS PERFORMANCE		
IDEAL LAP TIME : 59.422		BEST LAP TIME : 59.425		DIFFERENCE : 0.003		
LAP	SECTOR 1	SECTOR 2	LAP TIME	MPH	DIFF	TIME OF DAY
1 -		24.572	1:07.193	64.71	7.768	10:31:44.623
2 -	37.593	24.431	1:02.024	70.11	2.599	10:32:46.647
3 -	37.236	24.479	1:01.715	70.46	2.290	10:33:48.362
4 -	36.488	24.224	1:00.712	71.62	1.287	10:34:49.074
5 -	36.235	24.322	1:00.557	71.81	1.132	10:35:49.631
6 -	35.826	23.599	59.425 (1)	73.17		10:36:49.056
7 -	36.028	23.845	59.873 (3)	72.63	0.448	10:37:48.929
8 -	35.823	23.803	59.626 (2)	72.93	0.201	10:38:48.555

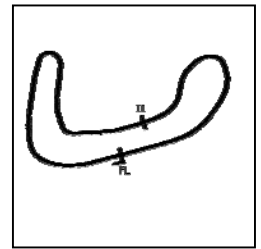
Weather / Track : Cloudy / Wet

Brands Hatch Indy
Circuit Length = 1.2079 miles
Start: 10:30 Flag 10:38 End: 10:40

BMCRC - MRO Championships 2020 - Rnd 1 @ Brands Hatch Indy

MRO Minitwins & BMCRC Rookie Minitwins

RACE 1 - SECTOR ANALYSIS



SECTOR 1 = FL to I1, SECTOR 2 = I1 to FL, DIFF = Difference To Personal Best Lap, P = Crossed Finish Line in Pit Lane, D = Time Disallowed

P9 12		Russell TAYLOR		Suzuki SV650 -		
IDEAL LAP TIME : 59.617		BEST LAP TIME : 59.719		DIFFERENCE : 0.102		
LAP	SECTOR 1	SECTOR 2	LAP TIME	MPH	DIFF	TIME OF DAY
1 -		24.637	1:08.344	63.62	8.625	10:31:45.774
2 -	37.894	24.792	1:02.686	69.37	2.967	10:32:48.460
3 -	38.259	24.619	1:02.878	69.15	3.159	10:33:51.338
4 -	36.983	24.066	1:01.049	71.23	1.330	10:34:52.387
5 -	36.418	23.719	1:00.137 (3)	72.31	0.418	10:35:52.524
6 -	36.197	23.911	1:00.108 (2)	72.34	0.389	10:36:52.632
7 -	36.515	23.772	1:00.287	72.13	0.568	10:37:52.919
8 -	35.898	23.821	59.719 (1)	72.81		10:38:52.638

P10 97 R		Alex MANN		Suzuki SV650 - TT50 Cars,Prestige,Denham Hedley Commerci		
IDEAL LAP TIME : 58.505		BEST LAP TIME : 58.598		DIFFERENCE : 0.093		
LAP	SECTOR 1	SECTOR 2	LAP TIME	MPH	DIFF	TIME OF DAY
1 -		24.970	1:13.307	59.31	14.709	10:31:50.737
2 -	37.185	24.238	1:01.423	70.79	2.825	10:32:52.160
3 -	37.589	24.762	1:02.351	69.74	3.753	10:33:54.511
4 -	37.541	24.318	1:01.859	70.29	3.261	10:34:56.370
5 -	35.301	23.297	58.598 (1)	74.21		10:35:54.968
6 -	35.949	23.204	59.153 (2)	73.51	0.555	10:36:54.121
7 -	35.843	23.715	59.558 (3)	73.01	0.960	10:37:53.679
8 -	36.089	23.784	59.873	72.63	1.275	10:38:53.552

P11 199		Michael FROST		Suzuki SV650 -		
IDEAL LAP TIME : 59.488		BEST LAP TIME : 59.513		DIFFERENCE : 0.025		
LAP	SECTOR 1	SECTOR 2	LAP TIME	MPH	DIFF	TIME OF DAY
1 -		25.431	1:10.745	61.46	11.232	10:31:48.175
2 -	38.457	24.427	1:02.884	69.15	3.371	10:32:51.059
3 -	38.270	24.871	1:03.141	68.87	3.628	10:33:54.200
4 -	37.206	24.841	1:02.047	70.08	2.534	10:34:56.247
5 -	37.566	23.933	1:01.499 (3)	70.71	1.986	10:35:57.746
6 -	37.867	24.224	1:02.091	70.03	2.578	10:36:59.837
7 -	36.059	23.454	59.513 (1)	73.06		10:37:59.350
8 -	36.034	24.258	1:00.292 (2)	72.12	0.779	10:38:59.642

P12 717 R		James SHEEHAN		Suzuki GLADIUS 650 -		
IDEAL LAP TIME : 1:00.700		BEST LAP TIME : 1:01.191		DIFFERENCE : 0.491		
LAP	SECTOR 1	SECTOR 2	LAP TIME	MPH	DIFF	TIME OF DAY
1 -		25.619	1:11.822	60.54	10.631	10:31:49.252
2 -	38.164	24.637	1:02.801	69.24	1.610	10:32:52.053
3 -	38.158	24.562	1:02.720	69.33	1.529	10:33:54.773
4 -	37.232	24.492	1:01.724 (3)	70.45	0.533	10:34:56.497
5 -	36.765	24.426	1:01.191 (1)	71.06		10:35:57.688
6 -	37.486	24.769	1:02.255	69.85	1.064	10:36:59.943
7 -	38.016	23.935	1:01.951	70.19	0.760	10:38:01.894
8 -	37.016	24.683	1:01.699 (2)	70.48	0.508	10:39:03.593

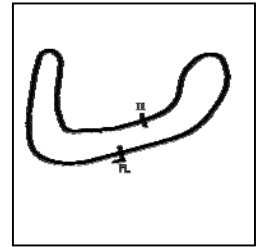
Weather / Track : Cloudy / Wet

Brands Hatch Indy
Circuit Length = 1.2079 miles
Start: 10:30 Flag 10:38 End: 10:40

BMCRC - MRO Championships 2020 - Rnd 1 @ Brands Hatch Indy

MRO Minitwins & BMCRC Rookie Minitwins

RACE 1 - SECTOR ANALYSIS



SECTOR 1 = FL to I1, SECTOR 2 = I1 to FL, DIFF = Difference To Personal Best Lap, P = Crossed Finish Line in Pit Lane, D = Time Disallowed

P13 19		Kevin LILLEY		Suzuki SV650 - Trafalgar Cleaning Eqpt. / Vanson Leathers		
IDEAL LAP TIME : 1:01.221		BEST LAP TIME : 1:01.529		DIFFERENCE : 0.308		
LAP	SECTOR 1	SECTOR 2	LAP TIME	MPH	DIFF	TIME OF DAY
1 -		25.214	1:09.577	62.49	8.048	10:31:47.007
2 -	38.213	25.433	1:03.646	68.32	2.117	10:32:50.653
3 -	37.973	25.008	1:02.981	69.04	1.452	10:33:53.634
4 -	37.591	25.116	1:02.707	69.34	1.178	10:34:56.341
5 -	37.293	24.721	1:02.014	70.12	0.485	10:35:58.355
6 -	37.710	24.257	1:01.967 (3)	70.17	0.438	10:37:00.322
7 -	36.964	24.565	1:01.529 (1)	70.67		10:38:01.851
8 -	37.178	24.658	1:01.836 (2)	70.32	0.307	10:39:03.687

P14 5		Barry MANTELL		Suzuki SV650 S - Swedish car connection		
IDEAL LAP TIME : 1:01.119		BEST LAP TIME : 1:01.422		DIFFERENCE : 0.303		
LAP	SECTOR 1	SECTOR 2	LAP TIME	MPH	DIFF	TIME OF DAY
1 -		25.062	1:09.055	62.97	7.633	10:31:46.485
2 -	38.467	25.796	1:04.263	67.66	2.841	10:32:50.748
3 -	38.311	25.318	1:03.629	68.34	2.207	10:33:54.377
4 -	37.998	24.704	1:02.702	69.35	1.280	10:34:57.079
5 -	37.666	24.640	1:02.306	69.79	0.884	10:35:59.385
6 -	37.702	24.376	1:02.078 (3)	70.05	0.656	10:37:01.463
7 -	36.965	24.457	1:01.422 (1)	70.79		10:38:02.885
8 -	36.743	24.679	1:01.422 (1)	70.79		10:39:04.307

P15 71		Colin CLUNE		Suzuki SV650 -		
IDEAL LAP TIME : 1:00.990		BEST LAP TIME : 1:01.114		DIFFERENCE : 0.124		
LAP	SECTOR 1	SECTOR 2	LAP TIME	MPH	DIFF	TIME OF DAY
1 -		25.324	1:10.953	61.28	9.839	10:31:48.383
2 -	37.966	24.525	1:02.491	69.58	1.377	10:32:50.874
3 -	39.064	25.323	1:04.387	67.53	3.273	10:33:55.261
4 -	37.466	24.703	1:02.169	69.94	1.055	10:34:57.430
5 -	36.931	24.183	1:01.114 (1)	71.15		10:35:58.544
6 -	37.911	24.247	1:02.158	69.96	1.044	10:37:00.702
7 -	37.406	24.306	1:01.712 (2)	70.46	0.598	10:38:02.414
8 -	36.807	25.089	1:01.896 (3)	70.25	0.782	10:39:04.310

P16 40		Simon WILKINSON		Suzuki SV650 - S P Wilkinson Engineering Ltd		
IDEAL LAP TIME : 1:01.973		BEST LAP TIME : 1:01.990		DIFFERENCE : 0.017		
LAP	SECTOR 1	SECTOR 2	LAP TIME	MPH	DIFF	TIME OF DAY
1 -		25.703	1:12.381	60.07	10.391	10:31:49.811
2 -	39.053	24.821	1:03.874	68.08	1.884	10:32:53.685
3 -	38.237	24.839	1:03.076	68.94	1.086	10:33:56.761
4 -	38.000	24.559	1:02.559 (2)	69.51	0.569	10:34:59.320
5 -	37.591	24.399	1:01.990 (1)	70.15		10:36:01.310
6 -	37.574	25.237	1:02.811	69.23	0.821	10:37:04.121
7 -	37.916	24.768	1:02.684 (3)	69.37	0.694	10:38:06.805
8 -	37.848	25.042	1:02.890	69.14	0.900	10:39:09.695

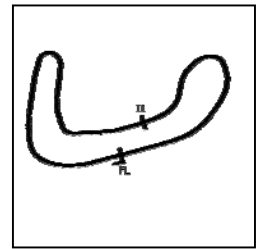
Weather / Track : Cloudy / Wet

Brands Hatch Indy
 Circuit Length = 1.2079 miles
 Start: 10:30 Flag 10:38 End: 10:40

BMCRC - MRO Championships 2020 - Rnd 1 @ Brands Hatch Indy

MRO Minitwins & BMCRC Rookie Minitwins

RACE 1 - SECTOR ANALYSIS



SECTOR 1 = FL to I1, SECTOR 2 = I1 to FL, DIFF = Difference To Personal Best Lap, P = Crossed Finish Line in Pit Lane, D = Time Disallowed

P17 159		Benn RIDGWELL		Suzuki SV650 - Ridgely Racing		
IDEAL LAP TIME : 1:01.804		BEST LAP TIME : 1:01.804		DIFFERENCE : 0.000		
LAP	SECTOR 1	SECTOR 2	LAP TIME	MPH	DIFF	TIME OF DAY
1 -		25.640	1:11.708	60.64	9.904	10:31:49.138
2 -	38.695	24.974	1:03.669	68.30	1.865	10:32:52.807
3 -	37.835	25.274	1:03.109	68.90	1.305	10:33:55.916
4 -	37.565	24.972	1:02.537 (3)	69.53	0.733	10:34:58.453
5 -	37.101	24.703	1:01.804 (1)	70.36		10:36:00.257
6 -	37.310	25.195	1:02.505 (2)	69.57	0.701	10:37:02.762
7 -	38.828	26.062	1:04.890	67.01	3.086	10:38:07.652
8 -	38.662	26.087	1:04.749	67.16	2.945	10:39:12.401

P18 105 R		Connor WADE		Suzuki SV650 - WELD CARE INDUSTRIES		
IDEAL LAP TIME : 1:03.287		BEST LAP TIME : 1:03.434		DIFFERENCE : 0.147		
LAP	SECTOR 1	SECTOR 2	LAP TIME	MPH	DIFF	TIME OF DAY
1 -		26.019	1:13.485	59.17	10.051	10:31:50.915
2 -	38.481	25.142	1:03.623 (2)	68.34	0.189	10:32:54.538
3 -	38.816	25.609	1:04.425	67.49	0.991	10:33:58.963
4 -	38.922	25.437	1:04.359	67.56	0.925	10:35:03.322
5 -	38.826	25.340	1:04.166	67.77	0.732	10:36:07.488
6 -	38.527	25.456	1:03.983	67.96	0.549	10:37:11.471
7 -	38.513	25.203	1:03.716 (3)	68.24	0.282	10:38:15.187
8 -	38.145	25.289	1:03.434 (1)	68.55		10:39:18.621

P19 43		Robert DAVIE		Suzuki SV650 -		
IDEAL LAP TIME : 1:02.942		BEST LAP TIME : 1:03.651		DIFFERENCE : 0.709		
LAP	SECTOR 1	SECTOR 2	LAP TIME	MPH	DIFF	TIME OF DAY
1 -		25.572	1:12.639	59.86	8.988	10:31:50.069
2 -	40.197	25.116	1:05.313	66.58	1.662	10:32:55.382
3 -	39.304	24.937	1:04.241	67.69	0.590	10:33:59.623
4 -	38.955	25.311	1:04.266	67.66	0.615	10:35:03.889
5 -	38.910	25.002	1:03.912	68.04	0.261	10:36:07.801
6 -	38.745	25.114	1:03.859 (3)	68.09	0.208	10:37:11.660
7 -	39.156	24.626	1:03.782 (2)	68.17	0.131	10:38:15.442
8 -	38.316	25.335	1:03.651 (1)	68.31		10:39:19.093

P20 81		Malvern MAY		Suzuki SV650 -		
IDEAL LAP TIME : 1:04.001		BEST LAP TIME : 1:04.062		DIFFERENCE : 0.061		
LAP	SECTOR 1	SECTOR 2	LAP TIME	MPH	DIFF	TIME OF DAY
1 -		26.811	1:16.411	56.91	12.349	10:31:53.841
2 -	40.348	25.575	1:05.923	65.96	1.861	10:32:59.764
3 -	39.673	26.946	1:06.619	65.27	2.557	10:34:06.383
4 -	38.787	25.276	1:04.063 (2)	67.88	0.001	10:35:10.446
5 -	38.725	25.337	1:04.062 (1)	67.88		10:36:14.508
6 -	38.804	25.357	1:04.161 (3)	67.77	0.099	10:37:18.669
7 -	39.445	25.428	1:04.873	67.03	0.811	10:38:23.542

P21 156		Michael STONE		Suzuki SV650 -		
IDEAL LAP TIME : 1:02.046		BEST LAP TIME : 1:02.367		DIFFERENCE : 0.321		
LAP	SECTOR 1	SECTOR 2	LAP TIME	MPH	DIFF	TIME OF DAY
1 -		26.775	1:16.878	56.56	14.511	10:31:54.308
2 -	40.320	25.924	1:06.244	65.64	3.877	10:33:00.552
3 -	39.556	26.707	1:06.263	65.62	3.896	10:34:06.815
4 -	40.107	26.441	1:06.548	65.34	4.181	10:35:13.363
5 -	39.083	25.158	1:04.241 (3)	67.69	1.874	10:36:17.604
6 -	37.750	24.617	1:02.367 (1)	69.72		10:37:19.971
7 -	38.478	25.182	1:03.660 (2)	68.30	1.293	10:38:23.631

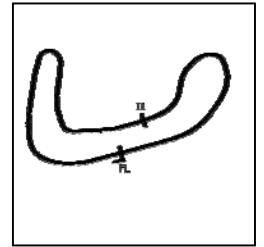
Weather / Track : Cloudy / Wet

Brands Hatch Indy
Circuit Length = 1.2079 miles
Start: 10:30 Flag 10:38 End: 10:40

BMCRC - MRO Championships 2020 - Rnd 1 @ Brands Hatch Indy

MRO Minitwins & BMCRC Rookie Minitwins

RACE 1 - SECTOR ANALYSIS



SECTOR 1 = FL to I1, SECTOR 2 = I1 to FL, DIFF = Difference To Personal Best Lap, P = Crossed Finish Line in Pit Lane, D = Time Disallowed

P22 51		Andrew DURANT		Suzuki SV650 -		
IDEAL LAP TIME : 1:04.780		BEST LAP TIME : 1:04.980		DIFFERENCE : 0.200		
LAP	SECTOR 1	SECTOR 2	LAP TIME	MPH	DIFF	TIME OF DAY
1 -		26.157	1:15.412	57.66	10.432	10:31:52.842
2 -	40.225	25.874	1:06.099	65.78	1.119	10:32:58.941
3 -	40.550	26.583	1:07.133	64.77	2.153	10:34:06.074
4 -	40.677	25.733	1:06.410	65.48	1.430	10:35:12.484
5 -	39.711	25.934	1:05.645 (3)	66.24	0.665	10:36:18.129
6 -	39.544	25.436	1:04.980 (1)	66.92		10:37:23.109
7 -	39.344	25.685	1:05.029 (2)	66.87	0.049	10:38:28.138

P23 11 R		Darren O'LEARY		Suzuki SV650 -		
IDEAL LAP TIME :		BEST LAP TIME : 1:05.394		DIFFERENCE :		
LAP	SECTOR 1	SECTOR 2	LAP TIME	MPH	DIFF	TIME OF DAY
1 -			1:17.361	56.21	11.967	10:31:54.791
2 -			1:06.606	65.28	1.212	10:33:01.397
3 -			1:05.995	65.89	0.601	10:34:07.392
4 -			1:05.556 (3)	66.33	0.162	10:35:12.948
5 -			1:05.437 (2)	66.45	0.043	10:36:18.385
6 -			1:05.394 (1)	66.49		10:37:23.779
7 -			1:06.209	65.67	0.815	10:38:29.988

P24 197		Reece GUYETT		Suzuki SV650 - rose mot		
IDEAL LAP TIME : 1:04.321		BEST LAP TIME : 1:04.321		DIFFERENCE : 0.000		
LAP	SECTOR 1	SECTOR 2	LAP TIME	MPH	DIFF	TIME OF DAY
1 -		27.544	1:17.220	56.31	12.899	10:31:54.650
2 -	42.281	26.477	1:08.758	63.24	4.437	10:33:03.408
3 -	42.295	26.566	1:08.861	63.15	4.540	10:34:12.269
4 -	40.466	25.921	1:06.387	65.50	2.066	10:35:18.656
5 -	39.549	25.679	1:05.228 (2)	66.66	0.907	10:36:23.884
6 -	38.982	25.339	1:04.321 (1)	67.60		10:37:28.205
7 -	39.786	26.039	1:05.825 (3)	66.06	1.504	10:38:34.030

P25 84		Ricardo BRANCO		Suzuki SV650 - IMP Racing		
IDEAL LAP TIME : 1:05.236		BEST LAP TIME : 1:05.273		DIFFERENCE : 0.037		
LAP	SECTOR 1	SECTOR 2	LAP TIME	MPH	DIFF	TIME OF DAY
1 -		26.371	1:15.113	57.89	9.840	10:31:52.543
2 -	42.433	26.048	1:08.481	63.50	3.208	10:33:01.024
3 -	40.857	26.700	1:07.557	64.36	2.284	10:34:08.581
4 -	40.706	25.845	1:06.551 (3)	65.34	1.278	10:35:15.132
5 -	41.132	26.750	1:07.882	64.06	2.609	10:36:23.014
6 -	39.959	25.960	1:05.919 (2)	65.96	0.646	10:37:28.933
7 -	39.996	25.277	1:05.273 (1)	66.62		10:38:34.206

P26 561		David LESLIE		Suzuki SV650 -		
IDEAL LAP TIME : 1:05.571		BEST LAP TIME : 1:05.571		DIFFERENCE : 0.000		
LAP	SECTOR 1	SECTOR 2	LAP TIME	MPH	DIFF	TIME OF DAY
1 -		27.423	1:17.995	55.75	12.424	10:31:55.425
2 -	42.182	26.450	1:08.632	63.36	3.061	10:33:04.057
3 -	42.214	26.319	1:08.533	63.45	2.962	10:34:12.590
4 -	40.831	25.739	1:06.570	65.32	0.999	10:35:19.160
5 -	40.246	25.736	1:05.982 (2)	65.90	0.411	10:36:25.142
6 -	40.457	25.703	1:06.160 (3)	65.72	0.589	10:37:31.302
7 -	40.063	25.508	1:05.571 (1)	66.31		10:38:36.873

Weather / Track : Cloudy / Wet

Brands Hatch Indy
Circuit Length = 1.2079 miles
Start: 10:30 Flag 10:38 End: 10:40

BMCRC - MRO Championships 2020 - Rnd 1 @ Brands Hatch Indy

MRO Minitwins & BMCRC Rookie Minitwins

RACE 1 - SECTOR ANALYSIS



SECTOR 1 = FL to I1, SECTOR 2 = I1 to FL, DIFF = Difference To Personal Best Lap, P = Crossed Finish Line in Pit Lane, D = Time Disallowed

P27 70		Vanessa GILLAM		Suzuki SV650 - No More Straps		
IDEAL LAP TIME : 1:06.507		BEST LAP TIME : 1:06.726		DIFFERENCE : 0.219		
LAP	SECTOR 1	SECTOR 2	LAP TIME	MPH	DIFF	TIME OF DAY
1 -		27.626	1:18.556	55.35	11.830	10:31:55.986
2 -	42.546	25.955	1:08.501	63.48	1.775	10:33:04.487
3 -	42.514	26.428	1:08.942	63.07	2.216	10:34:13.429
4 -	40.552	26.410	1:06.962 (2)	64.94	0.236	10:35:20.391
5 -	41.400	26.249	1:07.649 (3)	64.28	0.923	10:36:28.040
6 -	41.808	26.942	1:08.750	63.25	2.024	10:37:36.790
7 -	40.573	26.153	1:06.726 (1)	65.17		10:38:43.516

P28 83 R		Greg RYAN		Suzuki SV650 -		
IDEAL LAP TIME : 1:13.467		BEST LAP TIME : 1:15.417		DIFFERENCE : 1.950		
LAP	SECTOR 1	SECTOR 2	LAP TIME	MPH	DIFF	TIME OF DAY
1 -		30.280	1:24.504	51.45	9.087	10:32:01.934
2 -	45.775	30.768	1:16.543 (3)	56.81	1.126	10:33:18.477
3 -	46.830	29.949	1:16.779	56.63	1.362	10:34:35.256
4 -	45.948	30.735	1:16.683	56.70	1.266	10:35:51.939
5 -	45.628	30.468	1:16.096 (2)	57.14	0.679	10:37:08.035
6 -	46.188	29.229	1:15.417 (1)	57.66		10:38:23.452

P29 710 R		Craig HENSTOCK		Suzuki SV650 -		
IDEAL LAP TIME : 59.156		BEST LAP TIME : 59.308		DIFFERENCE : 0.152		
LAP	SECTOR 1	SECTOR 2	LAP TIME	MPH	DIFF	TIME OF DAY
1 -		24.749	1:09.735	62.35	10.427	10:31:47.165
2 -	36.699	24.511	1:01.210	71.04	1.902	10:32:48.375
3 -	36.854	24.135	1:00.989	71.30	1.681	10:33:49.364
4 -	36.262	23.950	1:00.212 (3)	72.22	0.904	10:34:49.576
5 -	36.206	24.136	1:00.342	72.06	1.034	10:35:49.918
6 -	35.915	23.393	59.308 (1)	73.32		10:36:49.226
7 -	36.069	23.918	59.987 (2)	72.49	0.679	10:37:49.213

P30 152		Jason ALLEN		Suzuki SV650 - Reprobate tribe racing.		
IDEAL LAP TIME : 1:05.420		BEST LAP TIME : 1:05.420		DIFFERENCE : 0.000		
LAP	SECTOR 1	SECTOR 2	LAP TIME	MPH	DIFF	TIME OF DAY
1 -		27.186	1:19.150	54.94	13.730	10:31:56.580
2 -	42.402	26.410	1:08.812	63.19	3.392	10:33:05.392
3 -	41.905	26.569	1:08.474 (3)	63.50	3.054	10:34:13.866
4 -	40.386	25.806	1:06.192 (2)	65.69	0.772	10:35:20.058
5 -	39.644	25.776	1:05.420 (1)	66.47		10:36:25.478

P31 272 R		Christopher COWAN		Suzuki SV650 - IMP Racing International		
IDEAL LAP TIME :		BEST LAP TIME :		DIFFERENCE :		
LAP	SECTOR 1	SECTOR 2	LAP TIME	MPH	DIFF	TIME OF DAY
1 -		26.715	1:14.609	58.28		10:31:52.039

P32 321 R		Illia ZHURAVEL		Suzuki SV650 -		
IDEAL LAP TIME :		BEST LAP TIME :		DIFFERENCE :		
LAP	SECTOR 1	SECTOR 2	LAP TIME	MPH	DIFF	TIME OF DAY
1 -			1:21.968	53.05		10:31:59.398

BMCRC - MRO Championships 2020 - Rnd 1 @ Brands Hatch Indy

MRO Minitwins & BMCRC Rookie Minitwins

RACE 1 - BEST SECTORS

SECTOR 1			SECTOR 2			IDEAL / BEST COMPARISON						
POS	NO	NAME	TIME	NO	NAME	TIME	POS	NO	NAME	IDEAL	BEST	DIFF
									PERFECT LAP	57.146		
1	96	HARRIS	34.251	96	HARRIS	22.895	1	96	HARRIS	57.146	57.213	0.067
2	86	WITHERINGTON	35.160	86	WITHERINGTON	22.983	2	86	WITHERINGTON	58.143	58.509	0.366
3	97	MANN	35.301	78	POVAH	23.090	3	97	MANN	58.505	58.598	0.093
4	232	WETHERELL	35.398	97	MANN	23.204	4	78	POVAH	58.753	58.985	0.232
5	95	REYNOLDS	35.399	155	HARRIS	23.279	5	232	WETHERELL	58.822	58.822	0.000
6	184	TWYFORD	35.646	184	TWYFORD	23.311	6	95	REYNOLDS	58.884	58.884	0.000
7	155	HARRIS	35.659	710	HENSTOCK	23.393	7	155	HARRIS	58.938	58.938	0.000
8	78	POVAH	35.663	232	WETHERELL	23.424	8	184	TWYFORD	58.957	58.957	0.000
9	710	HENSTOCK	35.763	199	FROST	23.454	9	710	HENSTOCK	59.156	59.308	0.152
10	661	HARRIS	35.823	95	REYNOLDS	23.485	10	661	HARRIS	59.422	59.425	0.003
11	12	TAYLOR	35.898	661	HARRIS	23.599	11	199	FROST	59.488	59.513	0.025
12	199	FROST	36.034	12	TAYLOR	23.719	12	12	TAYLOR	59.617	59.719	0.102
13	5	MANTELL	36.743	717	SHEEHAN	23.935	13	717	SHEEHAN	1:00.700	1:01.191	0.491
14	717	SHEEHAN	36.765	71	CLUNE	24.183	14	71	CLUNE	1:00.990	1:01.114	0.124
15	71	CLUNE	36.807	19	LILLEY	24.257	15	5	MANTELL	1:01.119	1:01.422	0.303
16	19	LILLEY	36.964	5	MANTELL	24.376	16	19	LILLEY	1:01.221	1:01.529	0.308
17	159	RIDGWELL	37.101	40	WILKINSON	24.399	17	159	RIDGWELL	1:01.804	1:01.804	0.000
18	156	STONE	37.429	156	STONE	24.617	18	40	WILKINSON	1:01.973	1:01.990	0.017
19	40	WILKINSON	37.574	43	DAVIE	24.626	19	156	STONE	1:02.046	1:02.367	0.321
20	105	WADE	38.145	159	RIDGWELL	24.703	20	43	DAVIE	1:02.942	1:03.651	0.709
21	43	DAVIE	38.316	105	WADE	25.142	21	105	WADE	1:03.287	1:03.434	0.147
22	81	MAY	38.725	81	MAY	25.276	22	81	MAY	1:04.001	1:04.062	0.061
23	197	GUYETT	38.982	84	BRANCO	25.277	23	197	GUYETT	1:04.321	1:04.321	0.000
24	51	DURANT	39.344	197	GUYETT	25.339	24	51	DURANT	1:04.780	1:04.980	0.200
25	152	ALLEN	39.644	51	DURANT	25.436	25	84	BRANCO	1:05.236	1:05.273	0.037
26	84	BRANCO	39.959	561	LESLIE	25.508	26	152	ALLEN	1:05.420	1:05.420	0.000
27	561	LESLIE	40.063	152	ALLEN	25.776	27	561	LESLIE	1:05.571	1:05.571	0.000
28	70	GILLAM	40.552	70	GILLAM	25.955	28	70	GILLAM	1:06.507	1:06.726	0.219
29	83	RYAN	44.238	272	COWAN	26.715	29	83	RYAN	1:13.467	1:15.417	1.950
30				83	RYAN	29.229	30	272	COWAN			
31							31	321	ZHURAVEL			
32							32	11	O'LEARY		1:05.394	
33												

Weather / Track : Cloudy / Wet

Results can be found at www.tsl-timing.com

Brands Hatch Indy
 Circuit Length = 1.2079 miles
 Start: 10:30 Flag 10:38 End: 10:40

Printed - 10:44 Sunday, 08 March 2020

BMCRC - MRO Championships 2020 - Rnd 1 @ Brands Hatch Indy

MRO Minitwins & BMCRC Rookie Minitwins

RACE 1 - STATISTICS

Competitors Started 32
Planned Start 2020-03-08 @ 10:21:00.000
Actual Start 2020-03-08 @ 10:30:37.429
Finish Time 2020-03-08 @ 10:38:26.457
Track Length 1.2079mi.
Total Laps 228
Total Distance Covered 275.4115mi.

Session Fastest Lap History

NO	CL	NAME	LAP TIME	TIME OF DAY	LAP	VEHICLE
96		Dan HARRIS	57.867	10:32:39.543	2	Suzuki SV650
96		Dan HARRIS	57.213	10:34:34.646	4	Suzuki SV650

Session Leader History

NO	CL	NAME	FROM LAP	LAPS LED	DISTANCE	VEHICLE
96		Dan HARRIS	1	8	9.66 miles	Suzuki SV650

Flag History

TYPE	TIME OF DAY
GREEN	10:30:37.429
FINISH	10:38:26.457

Flag Statistics

TYPE	COUNT	TOTAL LAPS	TOTAL TIME
Green	1	8	9:34.842
Red	0	0	0.000
Safety Car	0	0	0.000
FCY	0	0	0.000

BMCRC - MRO Championships 2020 - Rnd 1 @ Brands Hatch Indy

MRO Minitwins & BMCRC Rookie Minitwins

RACE 1 - STATISTICS

CLASS :

24 Starters

Fastest Lap History

NO	NAME	LAP TIME	TIME OF DAY	LAP	VEHICLE
96	Dan HARRIS	57.867	10:32:39.543	2	Suzuki SV650
96	Dan HARRIS	57.213	10:34:34.646	4	Suzuki SV650

Leader History

NO	NAME	FROM LAP	LAPS LED	DISTANCE	VEHICLE
96	Dan HARRIS	1	8	9.66 miles	Suzuki SV650

BMCRC - MRO Championships 2020 - Rnd 1 @ Brands Hatch Indy

MRO Minitwins & BMCRC Rookie Minitwins

RACE 1 - STATISTICS

CLASS : R

8 Starters

Fastest Lap History

NO	NAME	LAP TIME	TIME OF DAY	LAP	VEHICLE
710	Craig HENSTOCK	1:01.210	10:32:48.380	2	Suzuki SV650
710	Craig HENSTOCK	1:00.989	10:33:49.372	3	Suzuki SV650
710	Craig HENSTOCK	1:00.212	10:34:49.584	4	Suzuki SV650
97	Alex MANN	58.598	10:35:54.997	5	Suzuki SV650

Leader History

NO	NAME	FROM LAP	LAPS LED	DISTANCE	VEHICLE
710	Craig HENSTOCK	1	7	8.45 miles	Suzuki SV650
97	Alex MANN	8	1	1.20 miles	Suzuki SV650

BMCRC - MRO Championships 2020 - Rnd 1 @ Brands Hatch Indy



MRO Minitwins & BMCRC Rookie Minitwins

RACE 11 - GRID (12 Laps)

ROW 14	42		41		40	47 Tristan BOHANAN		
ROW 13		39	144 Nick CRONIN	38	110 Darryl PLEDGER	37	247 Peter BEER	
ROW 12	36	160 Christopher KENNEDY	35	257 Connor HOOD	34	46 Jeff MORRIS		
ROW 11		33	192 Daniel MOFFA	32	321 Illia ZHURAVEL	31	272 Christopher COWAN	
ROW 10		30	83 Greg RYAN 1:15.417	29	70 Vanessa GILLAM 1:06.726	28	561 David LESLIE 1:05.571	
ROW 9			27	152 Jason ALLEN 1:05.420	26	11 Darren O'LEARY 1:05.394	25	84 Ricardo BRANCO 1:05.273
ROW 8		24	51 Andrew DURANT 1:04.980	23	197 Reece GUYETT 1:04.321	22	81 Malvern MAY 1:04.062	
ROW 7			21	43 Robert DAVIE 1:03.651	20	105 Connor WADE 1:03.434	19	156 Michael STONE 1:02.367
ROW 6		18	40 Simon WILKINSON 1:01.990	17	159 Benn RIDGWELL 1:01.804	16	19 Kevin LILLEY 1:01.529	
ROW 5			15	5 Barry MANTELL 1:01.422	14	717 James SHEEHAN 1:01.191	13	71 Colin CLUNE 1:01.114
ROW 4		12	12 Russell TAYLOR 59.719	11	199 Michael FROST 59.513	10	661 Cameron HARRIS 59.425	
ROW 3			9	710 Craig HENSTOCK 59.308	8	78 Keith POVAH 58.985	7	184 David TWYFORD 58.957
ROW 2		6	155 Richard HARRIS 58.938	5	95 John REYNOLDS 58.884	4	232 Matt WETHERELL 58.822	
ROW 1			3	97 Alex MANN 58.598	2	86 Paul WITHERINGTON 58.509	1	96 Dan HARRIS 57.213

Pole

Brands Hatch Indy
Circuit Length = 1.2079 miles

These results are provisional until the conclusion of any judicial and technical matters.

Clerk Of Course :	Steward :	Timekeeper :
-------------------	-----------	--------------

Results can be found at www.tsl-timing.com

Printed - 10:50 Sunday, 08 March 2020



BMCRC - MRO Championships 2020 - Rnd 1 @ Brands Hatch Indy



MRO Minitwins & BMCRC Rookie Minitwins

RACE 11 - CLASSIFICATION

POS	NO	CL	PIC NAME	ENTRY	LAPS	TIME	GAP	DIFF	MPH	BEST	ON
1	96		1 Dan HARRIS	Suzuki SV650 - HP Racing	9	8:36.836			75.72	56.333	6
2	86		2 Paul WITHERINGTON	Suzuki SV650 - PJW Plumbers	9	8:41.095	4.259	4.259	75.10	56.145	7
3	95		3 John REYNOLDS	Suzuki SV650 - Fins Motorcycles	9	8:47.525	10.689	6.430	74.19	56.412	7
4	155		4 Richard HARRIS	Suzuki SV650 - HP Racing	9	8:48.957	12.121	1.432	73.98	57.385	8
5	232*		5 Matt WETHERELL	Suzuki SV650 - MSG Racing/Lamonde.com/FWR T	9	8:51.165	14.329	2.208	73.68	56.721	3
6	78		6 Keith POVAH	Suzuki SV650 - 78Plate.com Screenprinting/@crap.	9	8:59.111	22.275	7.946	72.59	57.211	3
7	12		7 Russell TAYLOR	Suzuki SV650 -	9	9:00.609	23.773	1.498	72.39	58.556	2
8	184		8 David TWYFORD	Suzuki SV650 -	9	9:04.552	27.716	3.943	71.87	59.086	9
9	199		9 Michael FROST	Suzuki SV650 -	9	9:05.459	28.623	0.907	71.75	59.020	5
10	97	R	1 Alex MANN	Suzuki SV650 - TT50 Cars,Prestige,Denham Hedley	9	9:06.015	29.179	0.556	71.67	59.001	7
11	717	R	2 James SHEEHAN	Suzuki GLADIUS 650 -	9	9:09.354	32.518	3.339	71.24	59.498	8
12	19		10 Kevin LILLEY	Suzuki SV650 - Trafalgar Cleaning Eqpt. / Vanson L	9	9:09.444	32.608	0.090	71.23	59.279	9
13	661		11 Cameron HARRIS	Suzuki SV650 - HARRIS PERFORMANCE	9	9:10.098	33.262	0.654	71.14	59.152	8
14	71		12 Colin CLUNE	Suzuki SV650 -	9	9:16.217	39.381	6.119	70.36	1:00.593	2
15	160	R	3 Christopher KENNEDY	Suzuki SV650 -	9	9:17.240	40.404	1.023	70.23	59.352	4
16	5		13 Barry MANTELL	Suzuki SV650 S - Swedish car connection	9	9:23.376	46.540	6.136	69.46	1:00.983	9
17	105	R	4 Connor WADE	Suzuki SV650 - WELD CARE INDUSTRIES	9	9:24.356	47.520	0.980	69.34	58.993	9
18	81		14 Malvern MAY	Suzuki SV650 -	9	9:24.779	47.943	0.423	69.29	59.473	9
19	40		15 Simon WILKINSON	Suzuki SV650 - S P Wilkinson Engineering Ltd	9	9:25.019	48.183	0.240	69.26	59.136	9
20	156		16 Michael STONE	Suzuki SV650 -	9	9:30.968	54.132	5.949	68.54	1:00.277	9
21	159		17 Benn RIDGWELL	Suzuki SV650 - Ridgely Racing	9	9:37.063	1:00.227	6.095	67.82	1:02.500	4
22	43		18 Robert DAVIE	Suzuki SV650 -	8	8:38.906	1 Lap	1 Lap	67.04	1:02.468	5
23	197		19 Reece GUYETT	Suzuki SV650 - rose mot	8	8:39.339	1 Lap	0.433	66.98	1:02.153	7
24	84		20 Ricardo BRANCO	Suzuki SV650 - IMP Racing	8	8:47.547	1 Lap	8.208	65.94	1:03.602	7
25	152		21 Jason ALLEN	Suzuki SV650 - Reprobate tribe racing.	8	8:48.350	1 Lap	0.803	65.84	1:03.217	8
26	11	R	5 Darren O'LEARY	Suzuki SV650 -	8	8:49.938	1 Lap	1.588	65.64	1:04.234	6
27	51		22 Andrew DURANT	Suzuki SV650 -	8	8:49.983	1 Lap	0.045	65.64	1:04.234	3
28	70		23 Vanessa GILLAM	Suzuki SV650 - No More Straps	8	9:14.573	1 Lap	24.590	62.73	1:05.819	8
29	83	R	6 Greg RYAN	Suzuki SV650 -	7	8:48.629	2 Laps	1 Lap	57.58	1:13.332	7

NOT CLASSIFIED

DNF	257	R	Connor HOOD	Suzuki SV650S - CMW motorcycles	3	3:17.578	6 Laps	4 Laps	66.02	1:01.707	3
DNF	247	R	Peter BEER	Suzuki SV650 -	3	3:29.414	6 Laps	11.836	62.29	1:06.087	3
DNF	47		Tristan BOHANAN	Suzuki SV650 - MY BRUV !	0						

FASTEST LAP

86			Paul WITHERINGTON	Suzuki SV650 - PJW Plumbers	7	56.145		77.45 mph		124.64 kph	
105	R		Connor WADE	Suzuki SV650 - WELD CARE INDUSTRIES	9	58.993		73.71 mph		118.63 kph	

* No. 232 - 10 second penalty - jump start
 Class - 92.5% of Race Speed = 70.04 mph
 Class R - 92.5% of Race Speed = 66.29 mph

Brands Hatch Indy
 Circuit Length = 1.2079 miles
 Start: 15:03 Flag 15:12 End: 15:13

Weather / Track : Cloudy / Drying

These results are provisional until the conclusion of any judicial and technical matters.

Clerk Of Course :	Steward :	Timekeeper :
-------------------	-----------	--------------

Results can be found at www.tsl-timing.com

Printed - 15:13 Sunday, 08 March 2020



BMCRC - MRO Championships 2020 - Rnd 1 @ Brands Hatch Indy

MRO Minitwins & BMCRC Rookie Minitwins

RACE 11 - LAP CHART

LAP 1 @ 15:04:53.215		
NO	BEHIND	LAP TIME

96		1:02.668
232	0.698	1:03.366
95	0.998	1:03.666
86	1.277	1:03.945
78	1.557	1:04.225
155	1.776	1:04.444
184	4.000	1:06.668
12	4.011	1:06.679
661	4.203	1:06.871
71	5.335	1:08.003
199	5.832	1:08.500
717	6.173	1:08.841
97	6.678	1:09.346
19	6.785	1:09.453
159	7.736	1:10.404
5	8.308	1:10.976
40	9.069	1:11.737
156	9.099	1:11.767
105	9.512	1:12.180
81	10.136	1:12.804
257	10.187	1:12.855
197	10.513	1:13.181
160	10.661	1:13.329
84	10.858	1:13.526
51	11.522	1:14.190
43	11.942	1:14.610
11	12.500	1:15.168
70	13.493	1:16.161
247	13.613	1:16.281
152	14.751	1:17.419
83	19.720	1:22.388

LAP 2 @ 15:05:50.428		
NO	BEHIND	LAP TIME

96		57.213
232	1.124	57.639
95	1.490	57.705
78	1.764	57.420
86	2.384	58.320
155	2.848	58.285
12	5.354	58.556
184	7.475	1:00.688
661	7.955	1:00.965
71	8.715	1:00.593
199	8.846	1:00.227
717	10.053	1:01.093
97	10.303	1:00.838
19	11.024	1:01.452
159	13.072	1:02.549
5	13.139	1:02.044
40	14.877	1:03.021
105	15.503	1:03.204
81	15.916	1:02.993
257	15.990	1:03.016
160	16.213	1:02.765
156	16.276	1:04.390
197	17.345	1:04.045
84	19.504	1:05.859
51	19.736	1:05.427
43	19.925	1:05.196
11	21.557	1:06.270
247	23.446	1:07.046

70	23.897	1:07.617
152	24.199	1:06.661
83	37.147	1:14.640

LAP 3 @ 15:06:47.377		
NO	BEHIND	LAP TIME

96		56.949
232	0.896	56.721
78	2.026	57.211
95	2.505	57.964
86	2.657	57.222
155	3.398	57.499
12	7.348	58.943
184	10.021	59.495
661	11.318	1:00.312
199	11.718	59.821
97	12.734	59.380
71	12.930	1:01.164
717	13.035	59.931
19	14.434	1:00.359
5	17.993	1:01.803
159	18.848	1:02.725
40	19.941	1:02.013
257	20.748	1:01.707
105	20.841	1:02.287
160	20.951	1:01.687
81	21.305	1:02.338
156	23.397	1:04.070
197	25.676	1:05.280
51	27.021	1:04.234
43	27.833	1:04.857
84	28.634	1:06.079
11	28.999	1:04.391
152	32.286	1:05.036
247	32.584	1:06.087
70	35.036	1:08.088
83	55.230	1:15.032

LAP 4 @ 15:07:44.188		
NO	BEHIND	LAP TIME

96		56.811
232	1.189	57.104
78	2.737	57.522
86	2.916	57.070
95	3.679	57.985
155	4.225	57.638
12	10.292	59.755
184	12.572	59.362
661	14.663	1:00.156
199	14.815	59.908
97	15.259	59.336
717	15.981	59.757
71	17.083	1:00.964
19	17.330	59.707
5	23.076	1:01.894
160	23.492	59.352
159	24.537	1:02.500
105	26.439	1:02.409
81	26.769	1:02.275
40	26.847	1:03.717
156	29.858	1:03.272
197	33.348	1:04.483
43	34.618	1:03.596
51	35.644	1:05.434

84	37.679	1:05.856
11	38.079	1:05.891
152	38.953	1:03.478
70	49.144	1:10.919

LAP 5 @ 15:08:40.973		
NO	BEHIND	LAP TIME

96		56.785
232	1.590	57.186
86	3.191	57.060
78	4.962	59.010
95	5.408	58.514
155	5.832	58.392
12	13.368	59.861
184	16.367	1:00.580
199	17.050	59.020
83	1 Lap	1:15.599
97	18.126	59.652
661	18.868	1:00.990
717	18.929	59.733
19	20.885	1:00.340
71	21.919	1:01.621
160	27.176	1:00.469
5	27.556	1:01.265
81	32.176	1:02.192
105	32.541	1:02.887
159	32.646	1:04.894
40	32.755	1:02.693
156	35.319	1:02.246
197	40.190	1:03.627
43	40.301	1:02.468
51	43.636	1:04.777
84	45.407	1:04.513
11	46.038	1:04.744
152	46.865	1:04.697

LAP 6 @ 15:09:37.306		
NO	BEHIND	LAP TIME

96		56.333
232	2.344	57.087
86	3.701	56.843
70	1 Lap	1:09.137
95	6.036	56.961
155	8.414	58.915
78	8.510	59.881
12	16.397	59.362
184	19.937	59.903
199	20.046	59.329
97	21.364	59.571
717	22.952	1:00.356
661	23.741	1:01.206
19	24.395	59.843
71	26.549	1:00.963
160	31.281	1:00.438
5	33.482	1:02.259
83	1 Lap	1:13.818
81	36.188	1:00.345
105	37.256	1:01.048
40	37.489	1:01.067
159	39.121	1:02.808
156	40.303	1:01.317
43	46.556	1:02.588
197	47.526	1:03.669
51	52.294	1:04.991

84	53.371	1:04.297
11	53.939	1:04.234
152	54.551	1:04.019

LAP 7 @ 15:10:33.651		
NO	BEHIND	LAP TIME

96		56.345
232	3.103	57.104
86	3.501	56.145
95	6.103	56.412
155	10.118	58.049
78	12.980	1:00.815
70	1 Lap	1:09.646
12	19.610	59.558
184	22.795	59.203
199	22.945	59.244
97	24.020	59.001
717	26.116	59.509
19	27.618	59.568
661	28.041	1:00.645
71	31.385	1:01.181
160	34.598	59.662
5	38.273	1:01.136
105	41.772	1:00.861
81	41.823	1:01.980
40	42.956	1:01.812
159	46.233	1:03.457
156	46.390	1:02.432
83	1 Lap	1:13.820
43	52.938	1:02.727
197	53.334	1:02.153

LAP 8 @ 15:11:30.934		
NO	BEHIND	LAP TIME

96		57.283
84	1 Lap	1:03.602
86	3.888	57.670
232	4.015	58.195
51	1 Lap	1:05.916
152	1 Lap	1:03.823
11	1 Lap	1:04.506
95	6.693	57.873
155	10.220	57.385
78	15.684	59.987
12	21.423	59.096
184	25.079	59.567
199	25.801	1:00.139
97	26.041	59.304
717	28.331	59.498
70	1 Lap	1:07.186
19	29.778	59.443
661	29.910	59.152
71	34.914	1:00.812
160	37.221	59.906
5	42.006	1:01.016
81	44.919	1:00.379
105	44.976	1:00.487
40	45.496	59.823
156	50.304	1:01.197
159	52.390	1:03.440

LAP 9 @ 15:12:27.383		
NO	BEHIND	LAP TIME

96		56.449
43	1 Lap	1:02.864
197	1 Lap	1:02.901
86	4.259	56.820
232	4.329	56.763
95	10.689	1:00.445
84	1 Lap	1:03.815
152	1 Lap	1:03.217
83	2 Laps	1:13.332
155	12.121	58.350
11	1 Lap	1:04.734
51	1 Lap	1:05.014
78	22.275	1:03.040
12	23.773	58.799
184	27.716	59.086
199	28.623	59.271
97	29.179	59.587
717	32.518	1:00.636
19	32.608	59.279
661	33.262	59.801
70	1 Lap	1:05.819
71	39.381	1:00.916
160	40.404	59.632
5	46.540	1:00.983
105	47.520	58.993
81	47.943	59.473
40	48.183	59.136
156	54.132	1:00.277
159	1:00.227	1:04.286

Weather / Track : Cloudy / Drying

Brands Hatch Indy
Circuit Length = 1.2079 miles
Start: 15:03 Flag 15:12 End: 15:13

BMCR - MRO Championships 2020 - Rnd 1 @ Brands Hatch Indy

MRO Minitwins & BMCR Rookie Minitwins

RACE 11 - LAP CHART

LAP 1	@ 15:04:53.215	
NO	BEHIND	LAP TIME

96		1:02.668
232	0.698	1:03.366
95	0.998	1:03.666
86	1.277	1:03.945
78	1.557	1:04.225
155	1.776	1:04.444
184	4.000	1:06.668
12	4.011	1:06.679
661	4.203	1:06.871
71	5.335	1:08.003
199	5.832	1:08.500
717	6.173	1:08.841
97	6.678	1:09.346
19	6.785	1:09.453
159	7.736	1:10.404
5	8.308	1:10.976
40	9.069	1:11.737
156	9.099	1:11.767
105	9.512	1:12.180
81	10.136	1:12.804
257	10.187	1:12.855
197	10.513	1:13.181
160	10.661	1:13.329
84	10.858	1:13.526
51	11.522	1:14.190
43	11.942	1:14.610
11	12.500	1:15.168
70	13.493	1:16.161
247	13.613	1:16.281
152	14.751	1:17.419
83	19.720	1:22.388

LAP 2	@ 15:05:50.428	
NO	BEHIND	LAP TIME

96		57.213
232	1.124	57.639
95	1.490	57.705
78	1.764	57.420
86	2.384	58.320
155	2.848	58.285
12	5.354	58.556
184	7.475	1:00.688
661	7.955	1:00.965
71	8.715	1:00.593
199	8.846	1:00.227
717	10.053	1:01.093
97	10.303	1:00.838
19	11.024	1:01.452
159	13.072	1:02.549
5	13.139	1:02.044
40	14.877	1:03.021
105	15.503	1:03.204
81	15.916	1:02.993
257	15.990	1:03.016
160	16.213	1:02.765
156	16.276	1:04.390
197	17.345	1:04.045
84	19.504	1:05.859
51	19.736	1:05.427
43	19.925	1:05.196
11	21.557	1:06.270
247	23.446	1:07.046

LAP 3	@ 15:06:47.377	
NO	BEHIND	LAP TIME

96		56.949
232	0.896	56.721
78	2.026	57.211
95	2.505	57.964
86	2.657	57.222
155	3.398	57.499
12	7.348	58.943
184	10.021	59.495
661	11.318	1:00.312
199	11.718	59.821
97	12.734	59.380
71	12.930	1:01.164
717	13.035	59.931
19	14.434	1:00.359
5	17.993	1:01.803
159	18.848	1:02.725
40	19.941	1:02.013
257	20.748	1:01.707
105	20.841	1:02.287
160	20.951	1:01.687
81	21.305	1:02.338
156	23.397	1:04.070
197	25.676	1:05.280
51	27.021	1:04.234
43	27.833	1:04.857
84	28.634	1:06.079
11	28.999	1:04.391
152	32.286	1:05.036
247	32.584	1:06.087
70	35.036	1:08.088
83	55.230	1:15.032

LAP 4	@ 15:07:44.188	
NO	BEHIND	LAP TIME

96		56.811
232	1.189	57.104
78	2.737	57.522
86	2.916	57.070
95	3.679	57.985
155	4.225	57.638
12	10.292	59.755
184	12.572	59.362
661	14.663	1:00.156
199	14.815	59.908
97	15.259	59.336
717	15.981	59.757
71	17.083	1:00.964
19	17.330	59.707
5	23.076	1:01.894
160	23.492	59.352
159	24.537	1:02.500
105	26.439	1:02.409
81	26.769	1:02.275
40	26.847	1:03.717
156	29.858	1:03.272
197	33.348	1:04.483
43	34.618	1:03.596
51	35.644	1:05.434

LAP 5	@ 15:08:40.973	
NO	BEHIND	LAP TIME

96		56.785
232	1.590	57.186
86	3.191	57.060
78	4.962	59.010
95	5.408	58.514
155	5.832	58.392
12	13.368	59.861
184	16.367	1:00.580
199	17.050	59.020
83	1 Lap	1:15.599
97	18.126	59.652
661	18.868	1:00.990
717	18.929	59.733
19	20.885	1:00.340
71	21.919	1:01.621
160	27.176	1:00.469
5	27.556	1:01.265
81	32.176	1:02.192
105	32.541	1:02.887
159	32.646	1:04.894
40	32.755	1:02.693
156	35.319	1:02.246
197	40.190	1:03.627
43	40.301	1:02.468
51	43.636	1:04.777
84	45.407	1:04.513
11	46.038	1:04.744
152	46.865	1:04.697

LAP 6	@ 15:09:37.306	
NO	BEHIND	LAP TIME

96		56.333
232	2.344	57.087
86	3.701	56.843
70	1 Lap	1:09.137
95	6.036	56.961
155	8.414	58.915
78	8.510	59.881
12	16.397	59.362
184	19.937	59.903
199	20.046	59.329
97	21.364	59.571
717	22.952	1:00.356
661	23.741	1:01.206
19	24.395	59.843
71	26.549	1:00.963
160	31.281	1:00.438
5	33.482	1:02.259
83	1 Lap	1:13.818
81	36.188	1:00.345
105	37.256	1:01.048
40	37.489	1:01.067
159	39.121	1:02.808
156	40.303	1:01.317
43	46.556	1:02.588
197	47.526	1:03.669
51	52.294	1:04.991

LAP 7	@ 15:10:33.651	
NO	BEHIND	LAP TIME

96		56.345
232	3.103	57.104
86	3.501	56.145
95	6.103	56.412
155	10.118	58.049
78	12.980	1:00.815
70	1 Lap	1:09.646
12	19.610	59.558
184	22.795	59.203
199	22.945	59.244
97	24.020	59.001
717	26.116	59.509
19	27.618	59.568
661	28.041	1:00.645
71	31.385	1:01.181
160	34.598	59.662
5	38.273	1:01.136
105	41.772	1:00.861
81	41.823	1:01.980
40	42.956	1:01.812
159	46.233	1:03.457
156	46.390	1:02.432
83	1 Lap	1:13.820
43	52.938	1:02.727
197	53.334	1:02.153

LAP 8	@ 15:11:30.934	
NO	BEHIND	LAP TIME

96		57.283
84	1 Lap	1:03.602
86	3.888	57.670
232	4.015	58.195
51	1 Lap	1:05.916
152	1 Lap	1:03.823
11	1 Lap	1:04.506
95	6.693	57.873
155	10.220	57.385
78	15.684	59.987
12	21.423	59.096
184	25.079	59.567
199	25.801	1:00.139
97	26.041	59.304
717	28.331	59.498
70	1 Lap	1:07.186
19	29.778	59.443
661	29.910	59.152
71	34.914	1:00.812
160	37.221	59.906
5	42.006	1:01.016
81	44.919	1:00.379
105	44.976	1:00.487
40	45.496	59.823
156	50.304	1:01.197
159	52.390	1:03.440

LAP 9	@ 15:12:27.383	
NO	BEHIND	LAP TIME

96		56.449
43	1 Lap	1:02.864
197	1 Lap	1:02.901
86	4.259	56.820
232	4.329	56.763
95	10.689	1:00.445
84	1 Lap	1:03.815
152	1 Lap	1:03.217
83	2 Laps	1:13.332
155	12.121	58.350
11	1 Lap	1:04.734
51	1 Lap	1:05.014
78	22.275	1:03.040
12	23.773	58.799
184	27.716	59.086
199	28.623	59.271
97	29.179	59.587
717	32.518	1:00.636
19	32.608	59.279
661	33.262	59.801
70	1 Lap	1:05.819
71	39.381	1:00.916
160	40.404	59.632
5	46.540	1:00.983
105	47.520	58.993
81	47.943	59.473
40	48.183	59.136
156	54.132	1:00.277
159	1:00.227	1:04.286

Weather / Track : Cloudy / Drying

Brands Hatch Indy
Circuit Length = 1.2079 miles
Start: 15:03 Flag 15:12 End: 15:13

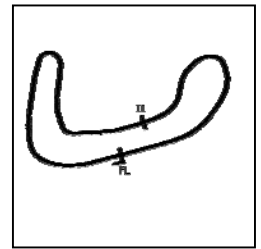
Results can be found at www.tsl-timing.com

Printed - 15:14 Sunday, 08 March 2020

BMCRC - MRO Championships 2020 - Rnd 1 @ Brands Hatch Indy

MRO Minitwins & BMCRC Rookie Minitwins

RACE 11 - SECTOR ANALYSIS



SECTOR 1 = FL to I1, SECTOR 2 = I1 to FL, DIFF = Difference To Personal Best Lap, P = Crossed Finish Line in Pit Lane, D = Time Disallowed

P1 96		Dan HARRIS		Suzuki SV650 - HP Racing			
IDEAL LAP TIME : 56.060		BEST LAP TIME : 56.333		DIFFERENCE : 0.273			
LAP	SECTOR 1	SECTOR 2	LAP TIME	MPH	DIFF	TIME OF DAY	
1 -		23.355	1:02.668	69.39	6.335	15:04:53.215	
2 -	34.217	22.996	57.213	76.00	0.880	15:05:50.428	
3 -	34.020	22.929	56.949	76.35	0.616	15:06:47.377	
4 -	33.910	22.901	56.811	76.54	0.478	15:07:44.188	
5 -	33.942	22.843	56.785	76.58	0.452	15:08:40.973	
6 -	33.461	22.872	56.333 (1)	77.19		15:09:37.306	
7 -	33.580	22.765	56.345 (2)	77.17	0.012	15:10:33.651	
8 -	34.386	22.897	57.283	75.91	0.950	15:11:30.934	
9 -	33.850	22.599	56.449 (3)	77.03	0.116	15:12:27.383	

P2 86		Paul WITHERINGTON		Suzuki SV650 - PJW Plumbers			
IDEAL LAP TIME : 56.145		BEST LAP TIME : 56.145		DIFFERENCE : 0.000			
LAP	SECTOR 1	SECTOR 2	LAP TIME	MPH	DIFF	TIME OF DAY	
1 -		23.443	1:03.945	68.00	7.800	15:04:54.492	
2 -	35.299	23.021	58.320	74.56	2.175	15:05:52.812	
3 -	34.417	22.805	57.222	75.99	1.077	15:06:50.034	
4 -	34.239	22.831	57.070	76.19	0.925	15:07:47.104	
5 -	34.208	22.852	57.060	76.21	0.915	15:08:44.164	
6 -	33.501	23.342	56.843 (3)	76.50	0.698	15:09:41.007	
7 -	33.396	22.749	56.145 (1)	77.45		15:10:37.152	
8 -	33.886	23.784	57.670	75.40	1.525	15:11:34.822	
9 -	33.889	22.931	56.820 (2)	76.53	0.675	15:12:31.642	

P3 95		John REYNOLDS		Suzuki SV650 - Fins Motorcycles			
IDEAL LAP TIME : 56.297		BEST LAP TIME : 56.412		DIFFERENCE : 0.115			
LAP	SECTOR 1	SECTOR 2	LAP TIME	MPH	DIFF	TIME OF DAY	
1 -		23.564	1:03.666	68.30	7.254	15:04:54.213	
2 -	34.211	23.494	57.705 (3)	75.35	1.293	15:05:51.918	
3 -	34.700	23.264	57.964	75.02	1.552	15:06:49.882	
4 -	34.725	23.260	57.985	74.99	1.573	15:07:47.867	
5 -	35.311	23.203	58.514	74.31	2.102	15:08:46.381	
6 -	34.260	22.701	56.961 (2)	76.34	0.549	15:09:43.342	
7 -	33.596	22.816	56.412 (1)	77.08		15:10:39.754	
8 -	33.725	24.148	57.873	75.14	1.461	15:11:37.627	
9 -	35.806	24.639	1:00.445	71.94	4.033	15:12:38.072	

P4 155		Richard HARRIS		Suzuki SV650 - HP Racing			
IDEAL LAP TIME : 57.045		BEST LAP TIME : 57.385		DIFFERENCE : 0.340			
LAP	SECTOR 1	SECTOR 2	LAP TIME	MPH	DIFF	TIME OF DAY	
1 -		23.388	1:04.444	67.47	7.059	15:04:54.991	
2 -	34.855	23.430	58.285	74.60	0.900	15:05:53.276	
3 -	34.674	22.825	57.499 (2)	75.62	0.114	15:06:50.775	
4 -	34.604	23.034	57.638 (3)	75.44	0.253	15:07:48.413	
5 -	35.228	23.164	58.392	74.47	1.007	15:08:46.805	
6 -	35.073	23.842	58.915	73.81	1.530	15:09:45.720	
7 -	34.829	23.220	58.049	74.91	0.664	15:10:43.769	
8 -	34.220	23.165	57.385 (1)	75.77		15:11:41.154	
9 -	34.779	23.571	58.350	74.52	0.965	15:12:39.504	

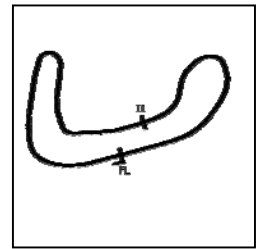
Weather / Track : Cloudy / Drying

Brands Hatch Indy
Circuit Length = 1.2079 miles
Start: 15:03 Flag 15:12 End: 15:13

BMCRC - MRO Championships 2020 - Rnd 1 @ Brands Hatch Indy

MRO Minitwins & BMCRC Rookie Minitwins

RACE 11 - SECTOR ANALYSIS



SECTOR 1 = FL to I1, SECTOR 2 = I1 to FL, DIFF = Difference To Personal Best Lap, P = Crossed Finish Line in Pit Lane, D = Time Disallowed

P5 232		Matt WETHERELL		Suzuki SV650 - MSG Racing/Lamonde.com/FWR Tyres			
IDEAL LAP TIME : 56.421		BEST LAP TIME : 56.721		DIFFERENCE : 0.300			
LAP	SECTOR 1	SECTOR 2	LAP TIME	MPH	DIFF	TIME OF DAY	
1 -		23.499	1:03.366	68.62	6.645	15:04:53.913	
2 -	34.368	23.271	57.639	75.44	0.918	15:05:51.552	
3 -	33.840	22.881	56.721 (1)	76.66		15:06:48.273	
4 -	33.948	23.156	57.104	76.15	0.383	15:07:45.377	
5 -	34.015	23.171	57.186	76.04	0.465	15:08:42.563	
6 -	33.560	23.527	57.087 (3)	76.17	0.366	15:09:39.650	
7 -	34.058	23.046	57.104	76.15	0.383	15:10:36.754	
8 -	34.004	24.191	58.195	74.72	1.474	15:11:34.949	
9 -	33.902	22.861	56.763 (2)	76.60	0.042	15:12:31.712	

P6 78		Keith POVAH		Suzuki SV650 - 78Plate.com Screenprinting/@crap.sack			
IDEAL LAP TIME : 57.211		BEST LAP TIME : 57.211		DIFFERENCE : 0.000			
LAP	SECTOR 1	SECTOR 2	LAP TIME	MPH	DIFF	TIME OF DAY	
1 -		23.233	1:04.225	67.70	7.014	15:04:54.772	
2 -	34.443	22.977	57.420 (2)	75.73	0.209	15:05:52.192	
3 -	34.265	22.946	57.211 (1)	76.00		15:06:49.403	
4 -	34.370	23.152	57.522 (3)	75.59	0.311	15:07:46.925	
5 -	35.500	23.510	59.010	73.69	1.799	15:08:45.935	
6 -	35.865	24.016	59.881	72.62	2.670	15:09:45.816	
7 -	37.000	23.815	1:00.815	71.50	3.604	15:10:46.631	
8 -	35.895	24.092	59.987	72.49	2.776	15:11:46.618	
9 -	38.449	24.591	1:03.040	68.98	5.829	15:12:49.658	

P7 12		Russell TAYLOR		Suzuki SV650 -			
IDEAL LAP TIME : 58.465		BEST LAP TIME : 58.556		DIFFERENCE : 0.091			
LAP	SECTOR 1	SECTOR 2	LAP TIME	MPH	DIFF	TIME OF DAY	
1 -		24.313	1:06.679	65.21	8.123	15:04:57.226	
2 -	35.126	23.430	58.556 (1)	74.26		15:05:55.782	
3 -	35.035	23.908	58.943 (3)	73.77	0.387	15:06:54.725	
4 -	35.952	23.803	59.755	72.77	1.199	15:07:54.480	
5 -	35.342	24.519	59.861	72.64	1.305	15:08:54.341	
6 -	35.584	23.778	59.362	73.25	0.806	15:09:53.703	
7 -	35.688	23.870	59.558	73.01	1.002	15:10:53.261	
8 -	35.182	23.914	59.096	73.58	0.540	15:11:52.357	
9 -	35.084	23.715	58.799 (2)	73.95	0.243	15:12:51.156	

P8 184		David TWYFORD		Suzuki SV650 -			
IDEAL LAP TIME : 59.086		BEST LAP TIME : 59.086		DIFFERENCE : 0.000			
LAP	SECTOR 1	SECTOR 2	LAP TIME	MPH	DIFF	TIME OF DAY	
1 -		24.536	1:06.668	65.22	7.582	15:04:57.215	
2 -	36.549	24.139	1:00.688	71.65	1.602	15:05:57.903	
3 -	35.360	24.135	59.495	73.09	0.409	15:06:57.398	
4 -	35.462	23.900	59.362 (3)	73.25	0.276	15:07:56.760	
5 -	36.076	24.504	1:00.580	71.78	1.494	15:08:57.340	
6 -	35.789	24.114	59.903	72.59	0.817	15:09:57.243	
7 -	35.231	23.972	59.203 (2)	73.45	0.117	15:10:56.446	
8 -	35.356	24.211	59.567	73.00	0.481	15:11:56.013	
9 -	35.231	23.855	59.086 (1)	73.59		15:12:55.099	

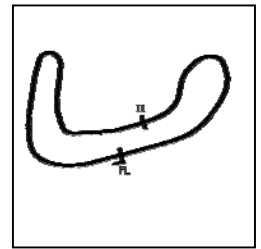
Weather / Track : Cloudy / Drying

Brands Hatch Indy
Circuit Length = 1.2079 miles
Start: 15:03 Flag 15:12 End: 15:13

BMCRC - MRO Championships 2020 - Rnd 1 @ Brands Hatch Indy

MRO Minitwins & BMCRC Rookie Minitwins

RACE 11 - SECTOR ANALYSIS



SECTOR 1 = FL to I1, SECTOR 2 = I1 to FL, DIFF = Difference To Personal Best Lap, P = Crossed Finish Line in Pit Lane, D = Time Disallowed

P9 199		Michael FROST		Suzuki SV650 -		
IDEAL LAP TIME : 58.804		BEST LAP TIME : 59.020		DIFFERENCE : 0.216		
LAP	SECTOR 1	SECTOR 2	LAP TIME	MPH	DIFF	TIME OF DAY
1 -		24.803	1:08.500	63.48	9.480	15:04:59.047
2 -	36.123	24.104	1:00.227	72.20	1.207	15:05:59.274
3 -	35.924	23.897	59.821	72.69	0.801	15:06:59.095
4 -	35.967	23.941	59.908	72.58	0.888	15:07:59.003
5 -	35.350	23.670	59.020 (1)	73.68		15:08:58.023
6 -	35.288	24.041	59.329	73.29	0.309	15:09:57.352
7 -	35.434	23.810	59.244 (2)	73.40	0.224	15:10:56.596
8 -	35.709	24.430	1:00.139	72.30	1.119	15:11:56.735
9 -	35.134	24.137	59.271 (3)	73.36	0.251	15:12:56.006

P10 97 R		Alex MANN		Suzuki SV650 - TT50 Cars, Prestige, Denham Hedley Commerci		
IDEAL LAP TIME : 58.893		BEST LAP TIME : 59.001		DIFFERENCE : 0.108		
LAP	SECTOR 1	SECTOR 2	LAP TIME	MPH	DIFF	TIME OF DAY
1 -		24.840	1:09.346	62.70	10.345	15:04:59.893
2 -	36.647	24.191	1:00.838	71.47	1.837	15:06:00.731
3 -	35.586	23.794	59.380	73.23	0.379	15:07:00.111
4 -	35.418	23.918	59.336 (3)	73.28	0.335	15:07:59.447
5 -	35.972	23.680	59.652	72.89	0.651	15:08:59.099
6 -	35.857	23.714	59.571	72.99	0.570	15:09:58.670
7 -	35.349	23.652	59.001 (1)	73.70		15:10:57.671
8 -	35.241	24.063	59.304 (2)	73.32	0.303	15:11:56.975
9 -	35.461	24.126	59.587	72.97	0.586	15:12:56.562

P11 717 R		James SHEEHAN		Suzuki GLADIUS 650 -		
IDEAL LAP TIME : 59.088		BEST LAP TIME : 59.498		DIFFERENCE : 0.410		
LAP	SECTOR 1	SECTOR 2	LAP TIME	MPH	DIFF	TIME OF DAY
1 -		24.739	1:08.841	63.16	9.343	15:04:59.388
2 -	36.636	24.457	1:01.093	71.18	1.595	15:06:00.481
3 -	36.141	23.790	59.931	72.56	0.433	15:07:00.412
4 -	35.892	23.865	59.757	72.77	0.259	15:08:00.169
5 -	35.981	23.752	59.733 (3)	72.80	0.235	15:08:59.902
6 -	36.487	23.869	1:00.356	72.04	0.858	15:10:00.258
7 -	35.866	23.643	59.509 (2)	73.07	0.011	15:10:59.767
8 -	35.445	24.053	59.498 (1)	73.08		15:11:59.265
9 -	36.186	24.450	1:00.636	71.71	1.138	15:12:59.901

P12 19		Kevin LILLEY		Suzuki SV650 - Trafalgar Cleaning Eqpt. / Vanson Leathers		
IDEAL LAP TIME : 58.801		BEST LAP TIME : 59.279		DIFFERENCE : 0.478		
LAP	SECTOR 1	SECTOR 2	LAP TIME	MPH	DIFF	TIME OF DAY
1 -		25.359	1:09.453	62.61	10.174	15:05:00.000
2 -	36.676	24.776	1:01.452	70.76	2.173	15:06:01.452
3 -	36.009	24.350	1:00.359	72.04	1.080	15:07:01.811
4 -	35.555	24.152	59.707	72.83	0.428	15:08:01.518
5 -	36.260	24.080	1:00.340	72.06	1.061	15:09:01.858
6 -	35.999	23.844	59.843	72.66	0.564	15:10:01.701
7 -	35.379	24.189	59.568 (3)	73.00	0.289	15:11:01.269
8 -	35.560	23.883	59.443 (2)	73.15	0.164	15:12:00.712
9 -	34.957	24.322	59.279 (1)	73.35		15:12:59.991

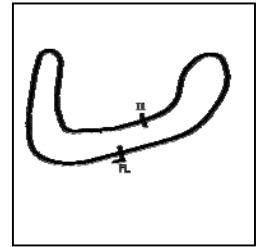
Weather / Track : Cloudy / Drying

Brands Hatch Indy
Circuit Length = 1.2079 miles
Start: 15:03 Flag 15:12 End: 15:13

BMCRC - MRO Championships 2020 - Rnd 1 @ Brands Hatch Indy

MRO Minitwins & BMCRC Rookie Minitwins

RACE 11 - SECTOR ANALYSIS



SECTOR 1 = FL to I1, SECTOR 2 = I1 to FL, DIFF = Difference To Personal Best Lap, P = Crossed Finish Line in Pit Lane, D = Time Disallowed

P13 661		Cameron HARRIS		Suzuki SV650 - HARRIS PERFORMANCE			
IDEAL LAP TIME : 59.152		BEST LAP TIME : 59.152		DIFFERENCE : 0.000			
LAP	SECTOR 1	SECTOR 2	LAP TIME	MPH	DIFF	TIME OF DAY	
1 -		24.460	1:06.871	65.02	7.719	15:04:57.418	
2 -	36.450	24.515	1:00.965	71.32	1.813	15:05:58.383	
3 -	36.324	23.988	1:00.312	72.10	1.160	15:06:58.695	
4 -	36.061	24.095	1:00.156 (3)	72.28	1.004	15:07:58.851	
5 -	36.650	24.340	1:00.990	71.30	1.838	15:08:59.841	
6 -	37.283	23.923	1:01.206	71.04	2.054	15:10:01.047	
7 -	36.655	23.990	1:00.645	71.70	1.493	15:11:01.692	
8 -	35.480	23.672	59.152 (1)	73.51		15:12:00.844	
9 -	35.816	23.985	59.801 (2)	72.71	0.649	15:13:00.645	

P14 71		Colin CLUNE		Suzuki SV650 -			
IDEAL LAP TIME : 1:00.586		BEST LAP TIME : 1:00.593		DIFFERENCE : 0.007			
LAP	SECTOR 1	SECTOR 2	LAP TIME	MPH	DIFF	TIME OF DAY	
1 -		24.787	1:08.003	63.94	7.410	15:04:58.550	
2 -	36.027	24.566	1:00.593 (1)	71.76		15:05:59.143	
3 -	36.605	24.559	1:01.164	71.09	0.571	15:07:00.307	
4 -	36.359	24.605	1:00.964	71.33	0.371	15:08:01.271	
5 -	36.736	24.885	1:01.621	70.57	1.028	15:09:02.892	
6 -	36.368	24.595	1:00.963	71.33	0.370	15:10:03.855	
7 -	36.382	24.799	1:01.181	71.07	0.588	15:11:05.036	
8 -	36.161	24.651	1:00.812 (2)	71.50	0.219	15:12:05.848	
9 -	36.316	24.600	1:00.916 (3)	71.38	0.323	15:13:06.764	

P15 160 R		Christopher KENNEDY		Suzuki SV650 -			
IDEAL LAP TIME : 59.024		BEST LAP TIME : 59.352		DIFFERENCE : 0.328			
LAP	SECTOR 1	SECTOR 2	LAP TIME	MPH	DIFF	TIME OF DAY	
1 -		25.142	1:13.329	59.30	13.977	15:05:03.876	
2 -	37.116	25.649	1:02.765	69.28	3.413	15:06:06.641	
3 -	37.445	24.242	1:01.687	70.49	2.335	15:07:08.328	
4 -	35.563	23.789	59.352 (1)	73.26		15:08:07.680	
5 -	36.429	24.040	1:00.469	71.91	1.117	15:09:08.149	
6 -	36.243	24.195	1:00.438	71.95	1.086	15:10:08.587	
7 -	36.201	23.461	59.662 (3)	72.88	0.310	15:11:08.249	
8 -	35.995	23.911	59.906	72.59	0.554	15:12:08.155	
9 -	35.958	23.674	59.632 (2)	72.92	0.280	15:13:07.787	

P16 5		Barry MANTELL		Suzuki SV650 S - Swedish car connection			
IDEAL LAP TIME : 1:00.644		BEST LAP TIME : 1:00.983		DIFFERENCE : 0.339			
LAP	SECTOR 1	SECTOR 2	LAP TIME	MPH	DIFF	TIME OF DAY	
1 -		25.455	1:10.976	61.26	9.993	15:05:01.523	
2 -	36.915	25.129	1:02.044	70.08	1.061	15:06:03.567	
3 -	36.427	25.376	1:01.803	70.36	0.820	15:07:05.370	
4 -	36.965	24.929	1:01.894	70.25	0.911	15:08:07.264	
5 -	36.443	24.822	1:01.265	70.98	0.282	15:09:08.529	
6 -	36.483	25.776	1:02.259	69.84	1.276	15:10:10.788	
7 -	36.299	24.837	1:01.136 (3)	71.13	0.153	15:11:11.924	
8 -	35.869	25.147	1:01.016 (2)	71.26	0.033	15:12:12.940	
9 -	35.822	25.161	1:00.983 (1)	71.30		15:13:13.923	

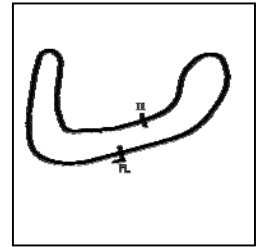
Weather / Track : Cloudy / Drying

Brands Hatch Indy
Circuit Length = 1.2079 miles
Start: 15:03 Flag 15:12 End: 15:13

BMCRC - MRO Championships 2020 - Rnd 1 @ Brands Hatch Indy

MRO Minitwins & BMCRC Rookie Minitwins

RACE 11 - SECTOR ANALYSIS



SECTOR 1 = FL to I1, SECTOR 2 = I1 to FL, DIFF = Difference To Personal Best Lap, P = Crossed Finish Line in Pit Lane, D = Time Disallowed

P17 105 R		Connor WADE		Suzuki SV650 - WELD CARE INDUSTRIES		
IDEAL LAP TIME : 58.993		BEST LAP TIME : 58.993		DIFFERENCE : 0.000		
LAP	SECTOR 1	SECTOR 2	LAP TIME	MPH	DIFF	TIME OF DAY
1 -		25.763	1:12.180	60.24	13.187	15:05:02.727
2 -	37.715	25.489	1:03.204	68.80	4.211	15:06:05.931
3 -	37.081	25.206	1:02.287	69.81	3.294	15:07:08.218
4 -	37.261	25.148	1:02.409	69.67	3.416	15:08:10.627
5 -	37.776	25.111	1:02.887	69.14	3.894	15:09:13.514
6 -	36.603	24.445	1:01.048	71.23	2.055	15:10:14.562
7 -	36.601	24.260	1:00.861 (3)	71.45	1.868	15:11:15.423
8 -	36.098	24.389	1:00.487 (2)	71.89	1.494	15:12:15.910
9 -	35.484	23.509	58.993 (1)	73.71		15:13:14.903

P18 81		Malvern MAY		Suzuki SV650 -		
IDEAL LAP TIME : 59.473		BEST LAP TIME : 59.473		DIFFERENCE : 0.000		
LAP	SECTOR 1	SECTOR 2	LAP TIME	MPH	DIFF	TIME OF DAY
1 -		26.114	1:12.804	59.72	13.331	15:05:03.351
2 -	37.484	25.509	1:02.993	69.03	3.520	15:06:06.344
3 -	37.468	24.870	1:02.338	69.75	2.865	15:07:08.682
4 -	37.276	24.999	1:02.275	69.82	2.802	15:08:10.957
5 -	37.098	25.094	1:02.192	69.92	2.719	15:09:13.149
6 -	36.126	24.219	1:00.345 (2)	72.06	0.872	15:10:13.494
7 -	37.145	24.835	1:01.980	70.16	2.507	15:11:15.474
8 -	36.059	24.320	1:00.379 (3)	72.02	0.906	15:12:15.853
9 -	35.255	24.218	59.473 (1)	73.11		15:13:15.326

P19 40		Simon WILKINSON		Suzuki SV650 - S P Wilkinson Engineering Ltd		
IDEAL LAP TIME : 59.136		BEST LAP TIME : 59.136		DIFFERENCE : 0.000		
LAP	SECTOR 1	SECTOR 2	LAP TIME	MPH	DIFF	TIME OF DAY
1 -		25.598	1:11.737	60.61	12.601	15:05:02.284
2 -	37.850	25.171	1:03.021	69.00	3.885	15:06:05.305
3 -	37.347	24.666	1:02.013	70.12	2.877	15:07:07.318
4 -	37.929	25.788	1:03.717	68.24	4.581	15:08:11.035
5 -	38.218	24.475	1:02.693	69.36	3.557	15:09:13.728
6 -	36.992	24.075	1:01.067 (3)	71.21	1.931	15:10:14.795
7 -	37.662	24.150	1:01.812	70.35	2.676	15:11:16.607
8 -	35.950	23.873	59.823 (2)	72.69	0.687	15:12:16.430
9 -	35.383	23.753	59.136 (1)	73.53		15:13:15.566

P20 156		Michael STONE		Suzuki SV650 -		
IDEAL LAP TIME : 1:00.107		BEST LAP TIME : 1:00.277		DIFFERENCE : 0.170		
LAP	SECTOR 1	SECTOR 2	LAP TIME	MPH	DIFF	TIME OF DAY
1 -		25.884	1:11.767	60.59	11.490	15:05:02.314
2 -	37.983	26.407	1:04.390	67.53	4.113	15:06:06.704
3 -	38.256	25.814	1:04.070	67.87	3.793	15:07:10.774
4 -	37.515	25.757	1:03.272	68.72	2.995	15:08:14.046
5 -	36.741	25.505	1:02.246	69.86	1.969	15:09:16.292
6 -	36.352	24.965	1:01.317 (3)	70.92	1.040	15:10:17.609
7 -	37.359	25.073	1:02.432	69.65	2.155	15:11:20.041
8 -	36.724	24.473	1:01.197 (2)	71.05	0.920	15:12:21.238
9 -	35.634	24.643	1:00.277 (1)	72.14		15:13:21.515

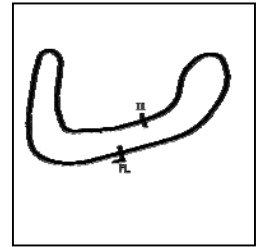
Weather / Track : Cloudy / Drying

Brands Hatch Indy
Circuit Length = 1.2079 miles
Start: 15:03 Flag 15:12 End: 15:13

BMCRC - MRO Championships 2020 - Rnd 1 @ Brands Hatch Indy

MRO Minitwins & BMCRC Rookie Minitwins

RACE 11 - SECTOR ANALYSIS



SECTOR 1 = FL to I1, SECTOR 2 = I1 to FL, DIFF = Difference To Personal Best Lap, P = Crossed Finish Line in Pit Lane, D = Time Disallowed

P21 159		Benn RIDGWELL		Suzuki SV650 - Ridgely Racing		
IDEAL LAP TIME : 1:02.113		BEST LAP TIME : 1:02.500		DIFFERENCE : 0.387		
LAP	SECTOR 1	SECTOR 2	LAP TIME	MPH	DIFF	TIME OF DAY
1 -		25.358	1:10.404	61.76	7.904	15:05:00.951
2 -	37.074	25.475	1:02.549 (2)	69.52	0.049	15:06:03.500
3 -	37.290	25.435	1:02.725 (3)	69.32	0.225	15:07:06.225
4 -	37.461	25.039	1:02.500 (1)	69.57		15:08:08.725
5 -	38.614	26.280	1:04.894	67.01	2.394	15:09:13.619
6 -	37.499	25.309	1:02.808	69.23	0.308	15:10:16.427
7 -	37.936	25.521	1:03.457	68.52	0.957	15:11:19.884
8 -	37.739	25.701	1:03.440	68.54	0.940	15:12:23.324
9 -	38.175	26.111	1:04.286	67.64	1.786	15:13:27.610

P22 43		Robert DAVIE		Suzuki SV650 -		
IDEAL LAP TIME : 1:02.234		BEST LAP TIME : 1:02.468		DIFFERENCE : 0.234		
LAP	SECTOR 1	SECTOR 2	LAP TIME	MPH	DIFF	TIME OF DAY
1 -		26.311	1:14.610	58.28	12.142	15:05:05.157
2 -	39.499	25.697	1:05.196	66.70	2.728	15:06:10.353
3 -	39.523	25.334	1:04.857	67.04	2.389	15:07:15.210
4 -	38.389	25.207	1:03.596	68.37	1.128	15:08:18.806
5 -	37.915	24.553	1:02.468 (1)	69.61		15:09:21.274
6 -	37.785	24.803	1:02.588 (2)	69.47	0.120	15:10:23.862
7 -	37.681	25.046	1:02.727 (3)	69.32	0.259	15:11:26.589
8 -	38.178	24.686	1:02.864	69.17	0.396	15:12:29.453

P23 197		Reece GUYETT		Suzuki SV650 - rose mot		
IDEAL LAP TIME : 1:01.964		BEST LAP TIME : 1:02.153		DIFFERENCE : 0.189		
LAP	SECTOR 1	SECTOR 2	LAP TIME	MPH	DIFF	TIME OF DAY
1 -		26.250	1:13.181	59.42	11.028	15:05:03.728
2 -	37.998	26.047	1:04.045	67.89	1.892	15:06:07.773
3 -	38.964	26.316	1:05.280	66.61	3.127	15:07:13.053
4 -	38.396	26.087	1:04.483	67.43	2.330	15:08:17.536
5 -	37.580	26.047	1:03.627 (3)	68.34	1.474	15:09:21.163
6 -	38.268	25.401	1:03.669	68.30	1.516	15:10:24.832
7 -	37.161	24.992	1:02.153 (1)	69.96		15:11:26.985
8 -	38.098	24.803	1:02.901 (2)	69.13	0.748	15:12:29.886

P24 84		Ricardo BRANCO		Suzuki SV650 - IMP Racing		
IDEAL LAP TIME : 1:02.790		BEST LAP TIME : 1:03.602		DIFFERENCE : 0.812		
LAP	SECTOR 1	SECTOR 2	LAP TIME	MPH	DIFF	TIME OF DAY
1 -		25.867	1:13.526	59.14	9.924	15:05:04.073
2 -	39.851	26.008	1:05.859	66.02	2.257	15:06:09.932
3 -	39.746	26.333	1:06.079	65.80	2.477	15:07:16.011
4 -	39.580	26.276	1:05.856	66.03	2.254	15:08:21.867
5 -	39.007	25.506	1:04.513	67.40	0.911	15:09:26.380
6 -	38.488	25.809	1:04.297 (3)	67.63	0.695	15:10:30.677
7 -	38.412	25.190	1:03.602 (1)	68.37		15:11:34.279
8 -	37.600	26.215	1:03.815 (2)	68.14	0.213	15:12:38.094

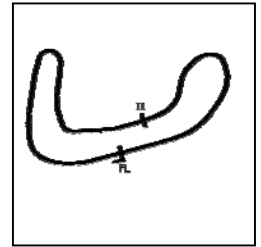
Weather / Track : Cloudy / Drying

Brands Hatch Indy
Circuit Length = 1.2079 miles
Start: 15:03 Flag 15:12 End: 15:13

BMCRC - MRO Championships 2020 - Rnd 1 @ Brands Hatch Indy

MRO Minitwins & BMCRC Rookie Minitwins

RACE 11 - SECTOR ANALYSIS



SECTOR 1 = FL to I1, SECTOR 2 = I1 to FL, DIFF = Difference To Personal Best Lap, P = Crossed Finish Line in Pit Lane, D = Time Disallowed

P25 152		Jason ALLEN		Suzuki SV650 - Reprobate tribe racing.		
IDEAL LAP TIME : 1:02.735		BEST LAP TIME : 1:03.217		DIFFERENCE : 0.482		
LAP	SECTOR 1	SECTOR 2	LAP TIME	MPH	DIFF	TIME OF DAY
1 -		27.377	1:17.419	56.16	14.202	15:05:07.966
2 -	40.108	26.553	1:06.661	65.23	3.444	15:06:14.627
3 -	39.319	25.717	1:05.036	66.86	1.819	15:07:19.663
4 -	38.507	24.971	1:03.478 (2)	68.50	0.261	15:08:23.141
5 -	39.027	25.670	1:04.697	67.21	1.480	15:09:27.838
6 -	38.608	25.411	1:04.019	67.92	0.802	15:10:31.857
7 -	37.764	26.059	1:03.823 (3)	68.13	0.606	15:11:35.680
8 -	37.773	25.444	1:03.217 (1)	68.78		15:12:38.897

P26 11 R		Darren O'LEARY		Suzuki SV650 -		
IDEAL LAP TIME : 1:03.787		BEST LAP TIME : 1:04.234		DIFFERENCE : 0.447		
LAP	SECTOR 1	SECTOR 2	LAP TIME	MPH	DIFF	TIME OF DAY
1 -		26.366	1:15.168	57.85	10.934	15:05:05.715
2 -	40.350	25.920	1:06.270	65.61	2.036	15:06:11.985
3 -	38.830	25.561	1:04.391 (2)	67.53	0.157	15:07:16.376
4 -	39.654	26.237	1:05.891	65.99	1.657	15:08:22.267
5 -	39.552	25.192	1:04.744	67.16	0.510	15:09:27.011
6 -	39.234	25.000	1:04.234 (1)	67.69		15:10:31.245
7 -	38.787	25.719	1:04.506 (3)	67.41	0.272	15:11:35.751
8 -	39.181	25.553	1:04.734	67.17	0.500	15:12:40.485

P27 51		Andrew DURANT		Suzuki SV650 -		
IDEAL LAP TIME : 1:04.218		BEST LAP TIME : 1:04.234		DIFFERENCE : 0.016		
LAP	SECTOR 1	SECTOR 2	LAP TIME	MPH	DIFF	TIME OF DAY
1 -		26.192	1:14.190	58.61	9.956	15:05:04.737
2 -	39.710	25.717	1:05.427	66.46	1.193	15:06:10.164
3 -	38.907	25.327	1:04.234 (1)	67.69		15:07:14.398
4 -	39.293	26.141	1:05.434	66.45	1.200	15:08:19.832
5 -	39.466	25.311	1:04.777 (2)	67.13	0.543	15:09:24.609
6 -	39.264	25.727	1:04.991 (3)	66.91	0.757	15:10:29.600
7 -	39.737	26.179	1:05.916	65.97	1.682	15:11:35.516
8 -	39.225	25.789	1:05.014	66.88	0.780	15:12:40.530

P28 70		Vanessa GILLAM		Suzuki SV650 - No More Straps		
IDEAL LAP TIME : 1:05.819		BEST LAP TIME : 1:05.819		DIFFERENCE : 0.000		
LAP	SECTOR 1	SECTOR 2	LAP TIME	MPH	DIFF	TIME OF DAY
1 -		26.548	1:16.161	57.09	10.342	15:05:06.708
2 -	40.841	26.776	1:07.617 (3)	64.31	1.798	15:06:14.325
3 -	41.081	27.007	1:08.088	63.86	2.269	15:07:22.413
4 -	41.733	29.186	1:10.919	61.31	5.100	15:08:33.332
5 -	41.541	27.596	1:09.137	62.89	3.318	15:09:42.469
6 -	42.302	27.344	1:09.646	62.43	3.827	15:10:52.115
7 -	40.288	26.898	1:07.186 (2)	64.72	1.367	15:11:59.301
8 -	39.584	26.235	1:05.819 (1)	66.06		15:13:05.120

P29 83 R		Greg RYAN		Suzuki SV650 -		
IDEAL LAP TIME : 1:12.863		BEST LAP TIME : 1:13.332		DIFFERENCE : 0.469		
LAP	SECTOR 1	SECTOR 2	LAP TIME	MPH	DIFF	TIME OF DAY
1 -		29.638	1:22.388	52.78	9.056	15:05:12.935
2 -	44.413	30.227	1:14.640	58.26	1.308	15:06:27.575
3 -	44.941	30.091	1:15.032	57.95	1.700	15:07:42.607
4 -	45.226	30.373	1:15.599	57.52	2.267	15:08:58.206
5 -	44.267	29.551	1:13.818 (2)	58.90	0.486	15:10:12.024
6 -	43.935	29.885	1:13.820 (3)	58.90	0.488	15:11:25.844
7 -	44.404	28.928	1:13.332 (1)	59.30		15:12:39.176

Weather / Track : Cloudy / Drying

Brands Hatch Indy
Circuit Length = 1.2079 miles
Start: 15:03 Flag 15:12 End: 15:13

BMCRC - MRO Championships 2020 - Rnd 1 @ Brands Hatch Indy

MRO Minitwins & BMCRC Rookie Minitwins

RACE 11 - SECTOR ANALYSIS



SECTOR 1 = FL to I1, SECTOR 2 = I1 to FL, DIFF = Difference To Personal Best Lap, P = Crossed Finish Line in Pit Lane, D = Time Disallowed

P30 257 R		Connor HOOD		Suzuki SV650S - CMW motorcycles		
IDEAL LAP TIME : 1:00.867		BEST LAP TIME : 1:01.707		DIFFERENCE : 0.840		
LAP	SECTOR 1	SECTOR 2	LAP TIME	MPH	DIFF	TIME OF DAY
1 -		25.580	1:12.855	59.68	11.148	15:05:03.402
2 -	37.777	25.239	1:03.016 (2)	69.00	1.309	15:06:06.418
3 -	37.469	24.238	1:01.707 (1)	70.47		15:07:08.125

P31 247 R		Peter BEER		Suzuki SV650 -		
IDEAL LAP TIME : 1:06.087		BEST LAP TIME : 1:06.087		DIFFERENCE : 0.000		
LAP	SECTOR 1	SECTOR 2	LAP TIME	MPH	DIFF	TIME OF DAY
1 -		27.220	1:16.281	57.00	10.194	15:05:06.828
2 -	40.382	26.664	1:07.046 (2)	64.86	0.959	15:06:13.874
3 -	39.427	26.660	1:06.087 (1)	65.80		15:07:19.961

BMCRC - MRO Championships 2020 - Rnd 1 @ Brands Hatch Indy

MRO Minitwins & BMCRC Rookie Minitwins

RACE 11 - BEST SECTORS

SECTOR 1				SECTOR 2				IDEAL / BEST COMPARISON				
POS	NO	NAME	TIME	NO	NAME	TIME	POS	NO	NAME	IDEAL	BEST	DIFF
									PERFECT LAP	55.995		
1	86	WITHERINGTON	33.396	96	HARRIS	22.599	1	96	HARRIS	56.060	56.333	0.273
2	96	HARRIS	33.461	95	REYNOLDS	22.701	2	86	WITHERINGTON	56.145	56.145	0.000
3	232	WETHERELL	33.560	86	WITHERINGTON	22.749	3	95	REYNOLDS	56.297	56.412	0.115
4	95	REYNOLDS	33.596	155	HARRIS	22.825	4	232	WETHERELL	56.421	56.721	0.300
5	155	HARRIS	34.220	232	WETHERELL	22.861	5	155	HARRIS	57.045	57.385	0.340
6	78	POVAH	34.265	78	POVAH	22.946	6	78	POVAH	57.211	57.211	0.000
7	19	LILLEY	34.957	12	TAYLOR	23.430	7	12	TAYLOR	58.465	58.556	0.091
8	12	TAYLOR	35.035	160	KENNEDY	23.461	8	19	LILLEY	58.801	59.279	0.478
9	199	FROST	35.134	105	WADE	23.509	9	199	FROST	58.804	59.020	0.216
10	184	TWYFORD	35.231	717	SHEEHAN	23.643	10	97	MANN	58.893	59.001	0.108
11	97	MANN	35.241	97	MANN	23.652	11	105	WADE	58.993	58.993	0.000
12	81	MAY	35.255	199	FROST	23.670	12	160	KENNEDY	59.024	59.352	0.328
13	40	WILKINSON	35.383	661	HARRIS	23.672	13	184	TWYFORD	59.086	59.086	0.000
14	717	SHEEHAN	35.445	40	WILKINSON	23.753	14	717	SHEEHAN	59.088	59.498	0.410
15	661	HARRIS	35.480	19	LILLEY	23.844	15	40	WILKINSON	59.136	59.136	0.000
16	105	WADE	35.484	184	TWYFORD	23.855	16	661	HARRIS	59.152	59.152	0.000
17	160	KENNEDY	35.563	81	MAY	24.218	17	81	MAY	59.473	59.473	0.000
18	156	STONE	35.634	257	HOOD	24.238	18	156	STONE	1:00.107	1:00.277	0.170
19	5	MANTELL	35.822	156	STONE	24.473	19	71	CLUNE	1:00.586	1:00.593	0.007
20	71	CLUNE	36.027	43	DAVIE	24.553	20	5	MANTELL	1:00.644	1:00.983	0.339
21	257	HOOD	36.629	71	CLUNE	24.559	21	257	HOOD	1:00.867	1:01.707	0.840
22	159	RIDGWELL	37.074	197	GUYETT	24.803	22	197	GUYETT	1:01.964	1:02.153	0.189
23	197	GUYETT	37.161	5	MANTELL	24.822	23	159	RIDGWELL	1:02.113	1:02.500	0.387
24	84	BRANCO	37.600	152	ALLEN	24.971	24	43	DAVIE	1:02.234	1:02.468	0.234
25	43	DAVIE	37.681	11	O'LEARY	25.000	25	152	ALLEN	1:02.735	1:03.217	0.482
26	152	ALLEN	37.764	159	RIDGWELL	25.039	26	84	BRANCO	1:02.790	1:03.602	0.812
27	11	O'LEARY	38.787	84	BRANCO	25.190	27	11	O'LEARY	1:03.787	1:04.234	0.447
28	51	DURANT	38.907	51	DURANT	25.311	28	51	DURANT	1:04.218	1:04.234	0.016
29	247	BEER	39.427	70	GILLAM	26.235	29	70	GILLAM	1:05.819	1:05.819	0.000
30	70	GILLAM	39.584	247	BEER	26.660	30	247	BEER	1:06.087	1:06.087	0.000
31	83	RYAN	43.935	83	RYAN	28.928	31	83	RYAN	1:12.863	1:13.332	0.469
32												

BMCRC - MRO Championships 2020 - Rnd 1 @ Brands Hatch Indy

MRO Minitwins & BMCRC Rookie Minitwins

RACE 11 - STATISTICS

Competitors Started 31
Planned Start 2020-03-08 @ 14:20:00.000
Actual Start 2020-03-08 @ 15:03:50.546
Finish Time 2020-03-08 @ 15:12:27.382
Track Length 1.2079mi.
Total Laps 258
Total Distance Covered 311.6499mi.

Session Fastest Lap History

NO	CL	NAME	LAP TIME	TIME OF DAY	LAP	VEHICLE
96		Dan HARRIS	57.213	15:05:50.452	2	Suzuki SV650
96		Dan HARRIS	56.949	15:06:47.401	3	Suzuki SV650
232		Matt WETHERELL	56.721	15:06:48.291	3	Suzuki SV650
96		Dan HARRIS	56.333	15:09:37.328	6	Suzuki SV650
86		Paul WITHERINGTON	56.145	15:10:37.173	7	Suzuki SV650

Session Leader History

NO	CL	NAME	FROM LAP	LAPS LED	DISTANCE	VEHICLE
96		Dan HARRIS	1	9	10.87 miles	Suzuki SV650

Flag History

TYPE	TIME OF DAY
GREEN	15:03:50.546
FINISH	15:12:27.382

Flag Statistics

TYPE	COUNT	TOTAL LAPS	TOTAL TIME
Green	1	9	9:47.214
Red	0	0	0.000
Safety Car	0	0	0.000
FCY	0	0	0.000

BMCRC - MRO Championships 2020 - Rnd 1 @ Brands Hatch Indy

MRO Minitwins & BMCRC Rookie Minitwins

RACE 11 - STATISTICS

CLASS :

23 Starters

Fastest Lap History

NO	NAME	LAP TIME	TIME OF DAY	LAP	VEHICLE
96	Dan HARRIS	57.213	15:05:50.452	2	Suzuki SV650
96	Dan HARRIS	56.949	15:06:47.401	3	Suzuki SV650
232	Matt WETHERELL	56.721	15:06:48.291	3	Suzuki SV650
96	Dan HARRIS	56.333	15:09:37.328	6	Suzuki SV650
86	Paul WITHERINGTON	56.145	15:10:37.173	7	Suzuki SV650

Leader History

NO	NAME	FROM LAP	LAPS LED	DISTANCE	VEHICLE
96	Dan HARRIS	1	9	10.87 miles	Suzuki SV650

BMCRC - MRO Championships 2020 - Rnd 1 @ Brands Hatch Indy

MRO Minitwins & BMCRC Rookie Minitwins

RACE 11 - STATISTICS

CLASS : R

8 Starters

Fastest Lap History

NO	NAME	LAP TIME	TIME OF DAY	LAP	VEHICLE
717	James SHEEHAN	1:01.093	15:06:00.499	2	Suzuki GLADIUS 650
97	Alex MANN	1:00.838	15:06:00.760	2	Suzuki SV650
97	Alex MANN	59.380	15:07:00.140	3	Suzuki SV650
97	Alex MANN	59.336	15:07:59.476	4	Suzuki SV650
97	Alex MANN	59.001	15:10:57.700	7	Suzuki SV650
105	Connor WADE	58.993	15:13:14.915	9	Suzuki SV650

Leader History

NO	NAME	FROM LAP	LAPS LED	DISTANCE	VEHICLE
717	James SHEEHAN	1	2	2.41 miles	Suzuki GLADIUS 650
97	Alex MANN	3	7	8.45 miles	Suzuki SV650

BMCRC-MRO Championships 2020



Kawasaki



ACU TEAM GREEN JUNIOR CUP & SENIOR 300

Brands Hatch Indy Circuit

7th / 8th March 2020



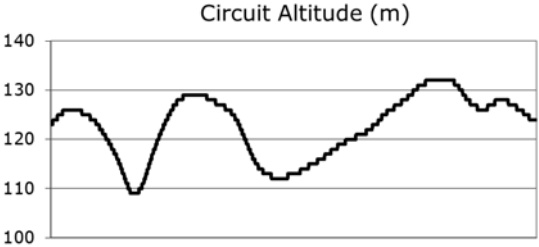
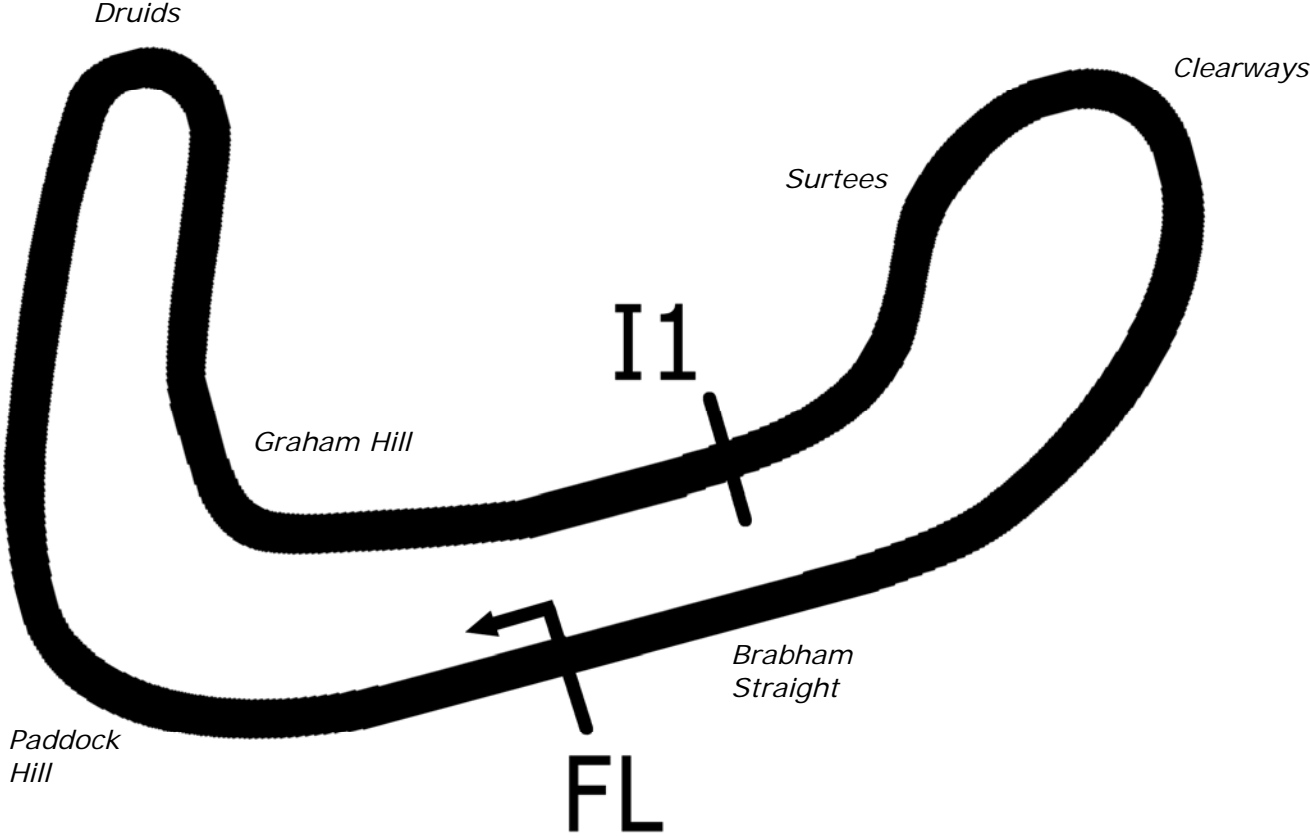
Results Provided by Timing Solutions Ltd
www.tsl-timing.com

Brands Hatch Indy



SPORTS TIMING

TIMING SOLUTIONS LTD



Length	1.2079 miles	1944.0 m	
FL		51.36032 N	0.26032 E
I1	1112m	51.35934 N	0.25955 E
Pit Entry	1669m	51.35911 N	0.25743 E
Pit Exit	26m after FL	51.36027 N	0.26078 E
Pit Entry–Pit Exit 277m, 16.6s @60kph, 12.4s @80kph			

BMCRC - MRO Championships 2020 - Rnd 1 @ Brands Hatch Indy



ACU Team Green Junior Cup & Senior 300

QUALIFYING - CLASSIFICATION



POS	NO	CL	PIC NAME	ENTRY	TIME	ON	LAPS	GAP	DIFF	MPH
1	3	J	1 Lewis JONES	Kawasaki NINJA 300 - 151 s	56.199	12	13			77.37
2	113	J	2 Mikey HARDIE	Kawasaki NINJA 400 - 113 Events Ltd	57.419	9	10	1.220	1.220	75.73
3	30	J	3 Cameron BROWN	Kawaski NINJA 300 - 3D Racing	58.002	7	12	1.803	0.583	74.97
4	2	S	1 Joe THOMAS	Kawasaki NINJA 400 - 3D Racing	58.290	11	12	2.091	0.288	74.60
5	50	J	4 Fred McMULLAN	Kawasaki NINJA - Orwells motorcycles Ipswich	59.332	10	12	3.133	1.042	73.29
6	17	J	5 Charlotte MARCUZZO	Kawasaki NINJA 300 -	59.465	5	12	3.266	0.133	73.12
7	24	S	2 Darren STOLTON	Kawasaki NINJA 300 -	59.934	8	12	3.735	0.469	72.55
8	177	S	3 Mark HARDY	Kawasaki NINJA 300 - me	59.993	8	12	3.794	0.059	72.48
9	65	S	4 Konrad BREESE	Kawasaki NINJA 300 - STIHL Racing	1:00.207	6	11	4.008	0.214	72.22
10	40	S	5 Tom SPALDING	Kawasaki NINJA 300 - Orion Mis Ltd	1:00.317	9	12	4.118	0.110	72.09
11	131	J	6 Dylan MELLOR	Kawasaki NINJA 300 -	1:00.534	11	12	4.335	0.217	71.83
12	66	S	6 Mark SMITH	Kawasaki NINJA 300 - MHP EXHAUST S	1:01.468	8	11	5.269	0.934	70.74
13	34	J	7 Oliver ARBON	Kawasaki NINJA 300 - tt plumbing and heating	1:01.572	9	12	5.373	0.104	70.62
14	14	J	8 Finn SMART-WEEDEN	Kawasak NINJA 300 - Mum and Dad	1:01.622	7	7	5.423	0.050	70.56
15	77	J	9 Joe WHITE	Kawasaki NINJA 300 - Just In Graphics / MZ Contracts	1:01.809	7	11	5.610	0.187	70.35
16	48	S	7 Kevin SABBARTON	Kawasaki NINJA 300 - Karen Castle Opticians	1:01.821	6	11	5.622	0.012	70.34
17	400	S	8 Stuart THURTL	Kawasaki NINJA 400 - TeamTortoise	1:02.232	10	11	6.033	0.411	69.87
18	47	J	10 Joe FARRAGHER	Kawasaki NINJA 400 - J C Utilities Ltd	1:02.486	11	11	6.287	0.254	69.59
19	99	S	9 Richard BUCKHAM	Kawasaki NINJA 400 -	1:02.723	7	11	6.524	0.237	69.33
20	122	S	10 Paul WILSON	Kawasaki NINJA 300 -	1:02.921	9	11	6.722	0.198	69.11
21	70	S	11 Justin WHITE	Kawasaki NINJA 300 - Just In Graphics	1:03.068	5	11	6.869	0.147	68.95
22	196	J	11 Jack KIRSCH	Kawasaki NINJA 400 -	1:03.826	10	11	7.627	0.758	68.13
23	39	S	12 Peter PARAPANOS	Kawasaki NINJA 300 -	1:03.989	6	11	7.790	0.163	67.95
24	96	S	13 Giovanni BELIOSSI	Kawasaki NINJA 300 - ASR Accident Storage Recovery	1:03.990	9	11	7.791	0.001	67.95
25	43	S	14 Colin HALL	Kawasaki NINJA 300 - simply saab	1:05.768	3	8	9.569	1.778	66.12
26	777	P12	1 Maximus HARDY	Kawasaki NINJA 300 - DAD	1:06.220	11	11	10.021	0.452	65.66
27	53	S	15 Michael HARDY	Kawaskai NINJA 300 - me	1:06.358	11	11	10.159	0.138	65.53
28	81	P12	2 Keo WALKER	Kawasaki NINJA 300 - Martin Wight Electrical	1:07.048	9	10	10.849	0.690	64.85
29	29	J	12 Ben PLATT	Kawasaki NINJA 400 - adss ltd	1:16.179	8	9	19.980	9.131	57.08
30	13	J	13 Sam SPALDING	Kawasaki NINJA 300 - Orion Mis Ltd	1:26.530	3	8	30.331	10.351	50.25

Weather / Track : Cloudy / Dry

These results are provisional until the conclusion of any judicial and technical matters.

Brands Hatch Indy

Circuit Length = 1.2079 miles

Start: 11:43 Flag 11:56 End: 11:57

Clerk Of Course :	Steward :	Timekeeper :
-------------------	-----------	--------------

Results can be found at www.tsl-timing.com

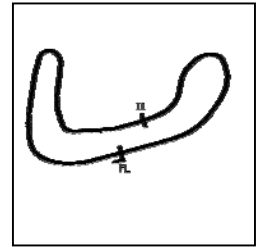
Printed - 11:57 Saturday, 07 March 2020



BMCRC - MRO Championships 2020 - Rnd 1 @ Brands Hatch Indy

ACU Team Green Junior Cup & Senior 300

QUALIFYING - SECTOR ANALYSIS



SECTOR 1 = FL to I1, SECTOR 2 = I1 to FL, DIFF = Difference To Personal Best Lap, P = Crossed Finish Line in Pit Lane, D = Time Disallowed

P1		3 J		Lewis JONES		Kawasaki NINJA 300 - 151 s	
IDEAL LAP TIME : 56.150		BEST LAP TIME : 56.199		DIFFERENCE : 0.049			
LAP	SECTOR 1	SECTOR 2	LAP TIME	MPH	DIFF	TIME OF DAY	
1 -	37.785	25.255	1:03.040	68.98	6.841	11:45:36.244	
2 -	35.556	23.580	59.136	73.53	2.937	11:46:35.380	
3 -	35.151	23.267	58.418	74.43	2.219	11:47:33.798	
4 -	34.823	22.801	57.624	75.46	1.425	11:48:31.422	
5 -	34.678	22.858	57.536	75.58	1.337	11:49:28.958	
6 -	34.009	22.855	56.864	76.47	0.665	11:50:25.822	
7 -	34.881	22.527	57.408	75.74	1.209	11:51:23.230	
8 -	34.271	23.372	57.643	75.44	1.444	11:52:20.873	
9 -	33.801	23.066	56.867	76.46	0.668	11:53:17.740	
10 -	33.821	22.396	56.217 (2)	77.35	0.018	11:54:13.957	
11 -	33.799	22.896	56.695 (3)	76.70	0.496	11:55:10.652	
12 -	33.848	22.351	56.199 (1)	77.37		11:56:06.851	
13 -	34.666	23.208	57.874	75.13	1.675	11:57:04.725	

P2		113 J		Mikey HARDIE		Kawasaki NINJA 400 - 113 Events Ltd	
IDEAL LAP TIME : 57.419		BEST LAP TIME : 57.419		DIFFERENCE : 0.000			
LAP	SECTOR 1	SECTOR 2	LAP TIME	MPH	DIFF	TIME OF DAY	
1 -	40.644	25.496	1:06.140	65.74	8.721	11:45:52.499	
2 -	37.645	24.424	1:02.069	70.06	4.650	11:46:54.568	
3 -	35.837	24.207	1:00.044	72.42	2.625	11:47:54.612	
4 -	35.494	23.436	58.930	73.79	1.511	11:48:53.542	
5 -	34.916	23.376	58.292 (3)	74.60	0.873	11:49:51.834	
6 -	34.747	23.322	58.069 (2)	74.88	0.650	11:50:49.903	
7 -	35.137	23.453	58.590	74.22	1.171	11:51:48.493	
8 -	36.013	23.022	59.035	73.66	1.616	11:52:47.528	
9 -	34.439	22.980	57.419 (1)	75.73		11:53:44.947	
10 -	37.937	26.155	1:04.092	67.84	6.673	11:54:49.039	

P3		30 J		Cameron BROWN		Kawaski NINJA 300 - 3D Racing	
IDEAL LAP TIME : 57.505		BEST LAP TIME : 58.002		DIFFERENCE : 0.497			
LAP	SECTOR 1	SECTOR 2	LAP TIME	MPH	DIFF	TIME OF DAY	
1 -	41.171	27.219	1:08.390	63.58	10.388	11:46:09.021	
2 -	36.770	23.892	1:00.662	71.68	2.660	11:47:09.683	
3 -	37.260	24.256	1:01.516	70.69	3.514	11:48:11.199	
4 -	36.430	24.087	1:00.517	71.85	2.515	11:49:11.716	
5 -	35.706	23.565	59.271	73.36	1.269	11:50:10.987	
6 -	35.396	23.182	58.578	74.23	0.576	11:51:09.565	
7 -	34.990	23.012	58.002 (1)	74.97		11:52:07.567	
8 -	35.037	23.194	58.231 (2)	74.67	0.229	11:53:05.798	
9 -	34.738	23.516	58.254 (3)	74.64	0.252	11:54:04.052	
10 -	34.927	24.038	58.965	73.74	0.963	11:55:03.017	
11 -	34.493	24.170	58.663	74.12	0.661	11:56:01.680	
12 -	35.424	23.602	59.026	73.67	1.024	11:57:00.706	

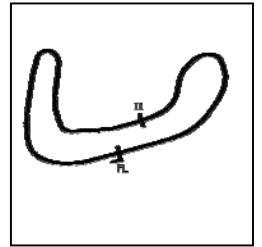
Weather / Track : Cloudy / Dry

Brands Hatch Indy
Circuit Length = 1.2079 miles
Start: 11:43 Flag 11:56 End: 11:57

BMCRC - MRO Championships 2020 - Rnd 1 @ Brands Hatch Indy

ACU Team Green Junior Cup & Senior 300

QUALIFYING - SECTOR ANALYSIS



SECTOR 1 = FL to I1, SECTOR 2 = I1 to FL, DIFF = Difference To Personal Best Lap, P = Crossed Finish Line in Pit Lane, D = Time Disallowed

P4		2 S		Joe THOMAS		Kawasaki NINJA 400 - 3D Racing	
IDEAL LAP TIME : 58.290		BEST LAP TIME : 58.290		DIFFERENCE : 0.000			
LAP	SECTOR 1	SECTOR 2	LAP TIME	MPH	DIFF	TIME OF DAY	
1 -	40.375	25.982	1:06.357	65.53	8.067	11:46:05.937	
2 -	37.763	24.635	1:02.398	69.69	4.108	11:47:08.335	
3 -	37.059	24.500	1:01.559	70.64	3.269	11:48:09.894	
4 -	37.360	24.378	1:01.738	70.43	3.448	11:49:11.632	
5 -	36.421	23.653	1:00.074	72.38	1.784	11:50:11.706	
6 -	36.414	23.918	1:00.332	72.07	2.042	11:51:12.038	
7 -	36.081	24.129	1:00.210	72.22	1.920	11:52:12.248	
8 -	35.920	24.062	59.982	72.49	1.692	11:53:12.230	
9 -	35.666	23.945	59.611 (3)	72.94	1.321	11:54:11.841	
10 -	35.511	23.669	59.180 (2)	73.48	0.890	11:55:11.021	
11 -	34.914	23.376	58.290 (1)	74.60		11:56:09.311	
12 -	35.962	24.164	1:00.126	72.32	1.836	11:57:09.437	

P5		50 J		Fred McMULLAN		Kawasaki NINJA - Orwells motorcycles Ipswich	
IDEAL LAP TIME : 58.930		BEST LAP TIME : 59.332		DIFFERENCE : 0.402			
LAP	SECTOR 1	SECTOR 2	LAP TIME	MPH	DIFF	TIME OF DAY	
1 -	39.418	26.553	1:05.971	65.91	6.639	11:45:51.383	
2 -	37.373	25.730	1:03.103	68.91	3.771	11:46:54.486	
3 -	36.578	25.591	1:02.169	69.94	2.837	11:47:56.655	
4 -	35.715	24.870	1:00.585	71.77	1.253	11:48:57.240	
5 -	35.794	23.794	59.588 (3)	72.97	0.256	11:49:56.828	
6 -	35.747	24.089	59.836	72.67	0.504	11:50:56.664	
7 -	36.263	23.696	59.959	72.52	0.627	11:51:56.623	
8 -	35.768	23.943	59.711	72.82	0.379	11:52:56.334	
9 -	35.795	23.968	59.763	72.76	0.431	11:53:56.097	
10 -	35.900	23.432	59.332 (1)	73.29		11:54:55.429	
11 -	35.498	23.984	59.482 (2)	73.10	0.150	11:55:54.911	
12 -	35.591	24.288	59.879	72.62	0.547	11:56:54.790	

P6		17 J		Charlotte MARCUZZO		Kawasaki NINJA 300 -	
IDEAL LAP TIME : 59.216		BEST LAP TIME : 59.465		DIFFERENCE : 0.249			
LAP	SECTOR 1	SECTOR 2	LAP TIME	MPH	DIFF	TIME OF DAY	
1 -	39.562	24.569	1:04.131	67.80	4.666	11:45:45.778	
2 -	36.653	24.078	1:00.731	71.60	1.266	11:46:46.509	
3 -	36.618	25.312	1:01.930	70.21	2.465	11:47:48.439	
4 -	36.433	23.915	1:00.348	72.05	0.883	11:48:48.787	
5 -	35.611	23.854	59.465 (1)	73.12		11:49:48.252	
6 -	35.817	25.057	1:00.874	71.43	1.409	11:50:49.126	
7 -	35.837	24.062	59.899 (2)	72.59	0.434	11:51:49.025	
8 -	38.054	23.824	1:01.878	70.27	2.413	11:52:50.903	
9 -	36.517	26.002	1:02.519	69.55	3.054	11:53:53.422	
10 -	36.665	23.750	1:00.415	71.97	0.950	11:54:53.837	
11 -	36.438	24.479	1:00.917	71.38	1.452	11:55:54.754	
12 -	35.466	24.542	1:00.008 (3)	72.46	0.543	11:56:54.762	

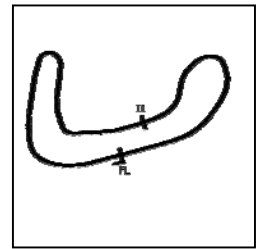
Weather / Track : Cloudy / Dry

Brands Hatch Indy
Circuit Length = 1.2079 miles
Start: 11:43 Flag 11:56 End: 11:57

BMCRC - MRO Championships 2020 - Rnd 1 @ Brands Hatch Indy

ACU Team Green Junior Cup & Senior 300

QUALIFYING - SECTOR ANALYSIS



SECTOR 1 = FL to I1, SECTOR 2 = I1 to FL, DIFF = Difference To Personal Best Lap, P = Crossed Finish Line in Pit Lane, D = Time Disallowed

P7 24 S Darren STOLTON			Kawasaki NINJA 300 -			
IDEAL LAP TIME : 59.691		BEST LAP TIME : 59.934	DIFFERENCE : 0.243			
LAP	SECTOR 1	SECTOR 2	LAP TIME	MPH	DIFF	TIME OF DAY
1 -	42.096	26.898	1:08.994	63.02	9.060	11:45:52.130
2 -	38.661	26.034	1:04.695	67.21	4.761	11:46:56.825
3 -	37.935	24.575	1:02.510	69.56	2.576	11:47:59.335
4 -	36.330	24.197	1:00.527	71.84	0.593	11:48:59.862
5 -	36.399	24.266	1:00.665	71.68	0.731	11:50:00.527
6 -	36.016	23.929	59.945 (2)	72.54	0.011	11:51:00.472
7 -	37.131	24.964	1:02.095	70.03	2.161	11:52:02.567
8 -	36.025	23.909	59.934 (1)	72.55		11:53:02.501
9 -	37.772	24.232	1:02.004	70.13	2.070	11:54:04.505
10 -	36.757	23.675	1:00.432 (3)	71.95	0.498	11:55:04.937
11 -	37.548	24.381	1:01.929	70.21	1.995	11:56:06.866
12 -	38.508	25.923	1:04.431	67.49	4.497	11:57:11.297

P8 177 S Mark HARDY			Kawasaki NINJA 300 - me			
IDEAL LAP TIME : 59.806		BEST LAP TIME : 59.993	DIFFERENCE : 0.187			
LAP	SECTOR 1	SECTOR 2	LAP TIME	MPH	DIFF	TIME OF DAY
1 -	42.649	27.298	1:09.947	62.16	9.954	11:45:51.566
2 -	38.882	25.955	1:04.837	67.06	4.844	11:46:56.403
3 -	36.710	25.619	1:02.329	69.76	2.336	11:47:58.732
4 -	36.662	24.372	1:01.034	71.24	1.041	11:48:59.766
5 -	36.296	24.522	1:00.818	71.50	0.825	11:50:00.584
6 -	36.582	24.174	1:00.756 (3)	71.57	0.763	11:51:01.340
7 -	36.623	24.973	1:01.596	70.59	1.603	11:52:02.936
8 -	35.993	24.000	59.993 (1)	72.48		11:53:02.929
9 -	37.612	24.380	1:01.992	70.14	1.999	11:54:04.921
10 -	36.603	23.813	1:00.416 (2)	71.97	0.423	11:55:05.337
11 -	36.296	24.523	1:00.819	71.50	0.826	11:56:06.156
12 -	36.149	25.367	1:01.516	70.69	1.523	11:57:07.672

P9 65 S Konrad BREESE			Kawasaki NINJA 300 - STIHL Racing			
IDEAL LAP TIME : 59.950		BEST LAP TIME : 1:00.207	DIFFERENCE : 0.257			
LAP	SECTOR 1	SECTOR 2	LAP TIME	MPH	DIFF	TIME OF DAY
1 -	53.425	30.709	1:24.134	51.68	23.927	11:46:29.097
2 -	39.058	24.854	1:03.912	68.04	3.705	11:47:33.009
3 -	37.048	24.270	1:01.318	70.91	1.111	11:48:34.327
4 -	36.398	24.086	1:00.484	71.89	0.277	11:49:34.811
5 -	37.683	25.144	1:02.827	69.21	2.620	11:50:37.638
6 -	36.252	23.955	1:00.207 (1)	72.22		11:51:37.845
7 -	36.080	24.229	1:00.309 (2)	72.10	0.102	11:52:38.154
8 -	36.441	23.870	1:00.311 (3)	72.10	0.104	11:53:38.465
9 -	38.254	24.675	1:02.929	69.10	2.722	11:54:41.394
10 -	38.629	25.618	1:04.247	67.68	4.040	11:55:45.641
11 -	36.816	23.881	1:00.697	71.64	0.490	11:56:46.338

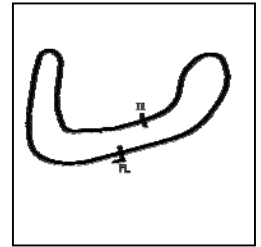
Weather / Track : Cloudy / Dry

Brands Hatch Indy
Circuit Length = 1.2079 miles
Start: 11:43 Flag 11:56 End: 11:57

BMCRC - MRO Championships 2020 - Rnd 1 @ Brands Hatch Indy

ACU Team Green Junior Cup & Senior 300

QUALIFYING - SECTOR ANALYSIS



SECTOR 1 = FL to I1, SECTOR 2 = I1 to FL, DIFF = Difference To Personal Best Lap, P = Crossed Finish Line in Pit Lane, D = Time Disallowed

P10 40 S		Tom SPALDING		Kawasaki NINJA 300 - Orion Mis Ltd			
IDEAL LAP TIME : 1:00.015		BEST LAP TIME : 1:00.317		DIFFERENCE : 0.302			
LAP	SECTOR 1	SECTOR 2	LAP TIME	MPH	DIFF	TIME OF DAY	
1 -	39.439	25.690	1:05.129	66.76	4.812	11:46:02.442	
2 -	37.229	24.728	1:01.957	70.18	1.640	11:47:04.399	
3 -	37.395	24.826	1:02.221	69.88	1.904	11:48:06.620	
4 -	37.778	24.655	1:02.433	69.65	2.116	11:49:09.053	
5 -	36.807	25.220	1:02.027	70.10	1.710	11:50:11.080	
6 -	36.121	25.071	1:01.192	71.06	0.875	11:51:12.272	
7 -	37.860	24.871	1:02.731	69.32	2.414	11:52:15.003	
8 -	36.502	24.275	1:00.777	71.55	0.460	11:53:15.780	
9 -	36.423	23.894	1:00.317 (1)	72.09		11:54:16.097	
10 -	37.195	24.383	1:01.578	70.61	1.261	11:55:17.675	
11 -	36.266	24.353	1:00.619 (2)	71.73	0.302	11:56:18.294	
12 -	36.426	24.337	1:00.763 (3)	71.56	0.446	11:57:19.057	

P11 131 J		Dylan MELLOR		Kawasaki NINJA 300 -			
IDEAL LAP TIME : 1:00.465		BEST LAP TIME : 1:00.534		DIFFERENCE : 0.069			
LAP	SECTOR 1	SECTOR 2	LAP TIME	MPH	DIFF	TIME OF DAY	
1 -	40.923	26.436	1:07.359	64.55	6.825	11:45:57.788	
2 -	38.463	25.512	1:03.975	67.97	3.441	11:47:01.763	
3 -	38.503	25.483	1:03.986	67.96	3.452	11:48:05.749	
4 -	38.881	24.795	1:03.676	68.29	3.142	11:49:09.425	
5 -	37.358	24.388	1:01.746	70.42	1.212	11:50:11.171	
6 -	36.979	24.423	1:01.402	70.82	0.868	11:51:12.573	
7 -	37.757	24.911	1:02.668	69.39	2.134	11:52:15.241	
8 -	38.148	24.910	1:03.058	68.96	2.524	11:53:18.299	
9 -	36.492	24.295	1:00.787 (2)	71.53	0.253	11:54:19.086	
10 -	36.763	24.394	1:01.157	71.10	0.623	11:55:20.243	
11 -	36.445	24.089	1:00.534 (1)	71.83		11:56:20.777	
12 -	36.376	24.484	1:00.860 (3)	71.45	0.326	11:57:21.637	

P12 66 S		Mark SMITH		Kawasaki NINJA 300 - MHP EXHAUST S			
IDEAL LAP TIME : 1:01.468		BEST LAP TIME : 1:01.468		DIFFERENCE : 0.000			
LAP	SECTOR 1	SECTOR 2	LAP TIME	MPH	DIFF	TIME OF DAY	
1 -	41.277	25.587	1:06.864	65.03	5.396	11:46:04.377	
2 -	38.729	25.364	1:04.093	67.84	2.625	11:47:08.470	
3 -	38.320	25.393	1:03.713	68.25	2.245	11:48:12.183	
4 -	38.499	25.562	1:04.061	67.88	2.593	11:49:16.244	
5 -	37.780	24.689	1:02.469 (2)	69.61	1.001	11:50:18.713	
6 -	37.595	25.376	1:02.971	69.05	1.503	11:51:21.684	
7 -	39.101	24.733	1:03.834	68.12	2.366	11:52:25.518	
8 -	37.044	24.424	1:01.468 (1)	70.74		11:53:26.986	
9 -	41.401	24.904	1:06.305	65.58	4.837	11:54:33.291	
10 -	37.921	24.769	1:02.690 (3)	69.36	1.222	11:55:35.981	
11 -	38.231	24.913	1:03.144	68.86	1.676	11:56:39.125	

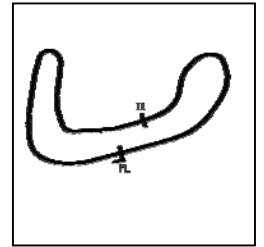
Weather / Track : Cloudy / Dry

Brands Hatch Indy
 Circuit Length = 1.2079 miles
 Start: 11:43 Flag 11:56 End: 11:57

BMCRC - MRO Championships 2020 - Rnd 1 @ Brands Hatch Indy

ACU Team Green Junior Cup & Senior 300

QUALIFYING - SECTOR ANALYSIS



SECTOR 1 = FL to I1, SECTOR 2 = I1 to FL, DIFF = Difference To Personal Best Lap, P = Crossed Finish Line in Pit Lane, D = Time Disallowed

P13 34 J Oliver ARBON			Kawasaki NINJA 300 - tt plumbing and heating			
IDEAL LAP TIME : 1:01.241		BEST LAP TIME : 1:01.572	DIFFERENCE : 0.331			
LAP	SECTOR 1	SECTOR 2	LAP TIME	MPH	DIFF	TIME OF DAY
1 -	42.376	26.767	1:09.143	62.89	7.571	11:45:48.696
2 -	39.685	26.259	1:05.944	65.94	4.372	11:46:54.640
3 -	38.014	27.110	1:05.124	66.77	3.552	11:47:59.764
4 -	38.411	25.827	1:04.238	67.69	2.666	11:49:04.002
5 -	38.485	25.867	1:04.352	67.57	2.780	11:50:08.354
6 -	38.665	25.200	1:03.865	68.09	2.293	11:51:12.219
7 -	37.565	25.326	1:02.891 (3)	69.14	1.319	11:52:15.110
8 -	37.644	25.493	1:03.137	68.87	1.565	11:53:18.247
9 -	37.074	24.498	1:01.572 (1)	70.62		11:54:19.819
10 -	36.743	26.306	1:03.049	68.97	1.477	11:55:22.868
11 -	37.469	25.269	1:02.738 (2)	69.31	1.166	11:56:25.606
12 -	37.765	25.703	1:03.468	68.51	1.896	11:57:29.074

P14 14 J Finn SMART-WEEDEN			Kawasaki NINJA 300 - Mum and Dad			
IDEAL LAP TIME : 1:00.948		BEST LAP TIME : 1:01.622	DIFFERENCE : 0.674			
LAP	SECTOR 1	SECTOR 2	LAP TIME	MPH	DIFF	TIME OF DAY
1 -	41.210	26.399	1:07.609	64.31	5.987	11:45:53.107
2 -	38.011	25.614	1:03.625	68.34	2.003	11:46:56.732
3 -	39.079	IN PIT	1:39.345 P	43.77	37.723	11:48:36.077
4 -	OUTLAP	24.790	1:07.112	64.79	5.490	11:49:43.189
5 -	37.304	24.498	1:01.802 (3)	70.36	0.180	11:50:44.991
6 -	36.509	25.154	1:01.663 (2)	70.52	0.041	11:51:46.654
7 -	37.183	24.439	1:01.622 (1)	70.56		11:52:48.276

P15 77 J Joe WHITE			Kawasaki NINJA 300 - Just In Graphics / MZ Contracts			
IDEAL LAP TIME : 1:01.776		BEST LAP TIME : 1:01.809	DIFFERENCE : 0.033			
LAP	SECTOR 1	SECTOR 2	LAP TIME	MPH	DIFF	TIME OF DAY
1 -	44.273	28.419	1:12.692	59.82	10.883	11:46:12.900
2 -	41.717	26.852	1:08.569	63.41	6.760	11:47:21.469
3 -	39.542	26.741	1:06.283	65.60	4.474	11:48:27.752
4 -	39.580	25.908	1:05.488	66.40	3.679	11:49:33.240
5 -	38.894	25.308	1:04.202	67.73	2.393	11:50:37.442
6 -	37.745	24.675	1:02.420 (3)	69.66	0.611	11:51:39.862
7 -	37.101	24.708	1:01.809 (1)	70.35		11:52:41.671
8 -	37.952	24.752	1:02.704	69.35	0.895	11:53:44.375
9 -	39.222	26.146	1:05.368	66.52	3.559	11:54:49.743
10 -	37.596	25.247	1:02.843	69.19	1.034	11:55:52.586
11 -	37.257	24.827	1:02.084 (2)	70.04	0.275	11:56:54.670

P16 48 S Kevin SABBARTON			Kawasaki NINJA 300 - Karen Castle Opticians			
IDEAL LAP TIME : 1:01.385		BEST LAP TIME : 1:01.821	DIFFERENCE : 0.436			
LAP	SECTOR 1	SECTOR 2	LAP TIME	MPH	DIFF	TIME OF DAY
1 -	40.631	27.503	1:08.134	63.82	6.313	11:46:11.173
2 -	38.980	26.347	1:05.327	66.56	3.506	11:47:16.500
3 -	37.621	25.484	1:03.105	68.91	1.284	11:48:19.605
4 -	37.593	26.431	1:04.024	67.92	2.203	11:49:23.629
5 -	37.235	24.995	1:02.230 (3)	69.87	0.409	11:50:25.859
6 -	36.703	25.118	1:01.821 (1)	70.34		11:51:27.680
7 -	37.113	26.859	1:03.972	67.97	2.151	11:52:31.652
8 -	37.380	26.182	1:03.562	68.41	1.741	11:53:35.214
9 -	37.752	25.361	1:03.113	68.90	1.292	11:54:38.327
10 -	37.552	25.084	1:02.636	69.42	0.815	11:55:40.963
11 -	37.466	24.682	1:02.148 (2)	69.97	0.327	11:56:43.111

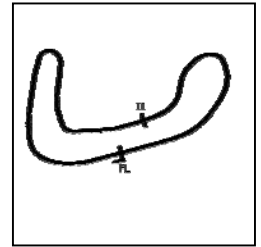
Weather / Track : Cloudy / Dry

Brands Hatch Indy
Circuit Length = 1.2079 miles
Start: 11:43 Flag 11:56 End: 11:57

BMCRC - MRO Championships 2020 - Rnd 1 @ Brands Hatch Indy

ACU Team Green Junior Cup & Senior 300

QUALIFYING - SECTOR ANALYSIS



SECTOR 1 = FL to I1, SECTOR 2 = I1 to FL, DIFF = Difference To Personal Best Lap, P = Crossed Finish Line in Pit Lane, D = Time Disallowed

P17 400 S		Stuart THURTLE		Kawasaki NINJA 400 - TeamTortoise		
IDEAL LAP TIME : 1:01.853		BEST LAP TIME : 1:02.232		DIFFERENCE : 0.379		
LAP	SECTOR 1	SECTOR 2	LAP TIME	MPH	DIFF	TIME OF DAY
1 -	42.500	27.640	1:10.140	61.99	7.908	11:46:10.736
2 -	40.569	25.773	1:06.342	65.54	4.110	11:47:17.078
3 -	39.631	26.110	1:05.741	66.14	3.509	11:48:22.819
4 -	38.734	25.840	1:04.574	67.34	2.342	11:49:27.393
5 -	38.662	25.540	1:04.202	67.73	1.970	11:50:31.595
6 -	37.907	25.279	1:03.186	68.82	0.954	11:51:34.781
7 -	37.755	24.752	1:02.507 (2)	69.56	0.275	11:52:37.288
8 -	38.144	25.906	1:04.050	67.89	1.818	11:53:41.338
9 -	37.781	25.482	1:03.263	68.73	1.031	11:54:44.601
10 -	37.493	24.739	1:02.232 (1)	69.87		11:55:46.833
11 -	38.311	24.360	1:02.671 (3)	69.38	0.439	11:56:49.504

P18 47 J		Joe FARRAGHER		Kawasaki NINJA 400 - J C Utilities Ltd		
IDEAL LAP TIME : 1:02.486		BEST LAP TIME : 1:02.486		DIFFERENCE : 0.000		
LAP	SECTOR 1	SECTOR 2	LAP TIME	MPH	DIFF	TIME OF DAY
1 -	45.587	28.506	1:14.093	58.69	11.607	11:46:07.943
2 -	41.859	26.921	1:08.780	63.22	6.294	11:47:16.723
3 -	39.794	26.032	1:05.826	66.06	3.340	11:48:22.549
4 -	38.701	26.007	1:04.708	67.20	2.222	11:49:27.257
5 -	38.535	25.656	1:04.191	67.74	1.705	11:50:31.448
6 -	37.796	25.420	1:03.216 (3)	68.78	0.730	11:51:34.664
7 -	38.019	25.378	1:03.397	68.59	0.911	11:52:38.061
8 -	38.629	25.487	1:04.116	67.82	1.630	11:53:42.177
9 -	38.260	25.809	1:04.069	67.87	1.583	11:54:46.246
10 -	37.648	25.225	1:02.873 (2)	69.16	0.387	11:55:49.119
11 -	37.405	25.081	1:02.486 (1)	69.59		11:56:51.605

P19 99 S		Richard BUCKHAM		Kawasaki NINJA 400 -		
IDEAL LAP TIME : 1:02.598		BEST LAP TIME : 1:02.723		DIFFERENCE : 0.125		
LAP	SECTOR 1	SECTOR 2	LAP TIME	MPH	DIFF	TIME OF DAY
1 -	43.331	28.693	1:12.024	60.37	9.301	11:46:08.368
2 -	39.002	25.747	1:04.749	67.16	2.026	11:47:13.117
3 -	39.184	25.883	1:05.067	66.83	2.344	11:48:18.184
4 -	38.655	26.754	1:05.409	66.48	2.686	11:49:23.593
5 -	38.475	25.376	1:03.851	68.10	1.128	11:50:27.444
6 -	38.015	25.487	1:03.502	68.47	0.779	11:51:30.946
7 -	37.444	25.279	1:02.723 (1)	69.33		11:52:33.669
8 -	37.808	25.185	1:02.993 (2)	69.03	0.270	11:53:36.662
9 -	39.597	25.313	1:04.910	66.99	2.187	11:54:41.572
10 -	38.031	25.278	1:03.309 (3)	68.68	0.586	11:55:44.881
11 -	38.970	25.154	1:04.124	67.81	1.401	11:56:49.005

P20 122 S		Paul WILSON		Kawasaki NINJA 300 -		
IDEAL LAP TIME : 1:02.921		BEST LAP TIME : 1:02.921		DIFFERENCE : 0.000		
LAP	SECTOR 1	SECTOR 2	LAP TIME	MPH	DIFF	TIME OF DAY
1 -	45.453	28.272	1:13.725	58.98	10.804	11:46:20.072
2 -	40.747	26.676	1:07.423	64.49	4.502	11:47:27.495
3 -	40.080	25.802	1:05.882	66.00	2.961	11:48:33.377
4 -	38.568	25.377	1:03.945 (2)	68.00	1.024	11:49:37.322
5 -	38.659	26.279	1:04.938	66.96	2.017	11:50:42.260
6 -	38.553	25.528	1:04.081 (3)	67.86	1.160	11:51:46.341
7 -	39.505	25.534	1:05.039	66.86	2.118	11:52:51.380
8 -	38.385	25.927	1:04.312	67.61	1.391	11:53:55.692
9 -	38.044	24.877	1:02.921 (1)	69.11		11:54:58.613
10 -	38.522	25.969	1:04.491	67.42	1.570	11:56:03.104
11 -	38.353	25.876	1:04.229	67.70	1.308	11:57:07.333

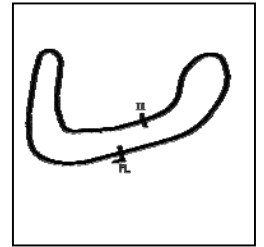
Weather / Track : Cloudy / Dry

Brands Hatch Indy
Circuit Length = 1.2079 miles
Start: 11:43 Flag 11:56 End: 11:57

BMCRC - MRO Championships 2020 - Rnd 1 @ Brands Hatch Indy

ACU Team Green Junior Cup & Senior 300

QUALIFYING - SECTOR ANALYSIS



SECTOR 1 = FL to I1, SECTOR 2 = I1 to FL, DIFF = Difference To Personal Best Lap, P = Crossed Finish Line in Pit Lane, D = Time Disallowed

P21 70 S Justin WHITE			Kawasaki NINJA 300 - Just In Graphics			
IDEAL LAP TIME : 1:02.966		BEST LAP TIME : 1:03.068		DIFFERENCE : 0.102		
LAP	SECTOR 1	SECTOR 2	LAP TIME	MPH	DIFF	TIME OF DAY
1 -	44.214	28.578	1:12.792	59.74	9.724	11:46:13.647
2 -	39.589	25.951	1:05.540	66.35	2.472	11:47:19.187
3 -	40.770	25.648	1:06.418	65.47	3.350	11:48:25.605
4 -	37.990	25.235	1:03.225 (3)	68.77	0.157	11:49:28.830
5 -	37.834	25.234	1:03.068 (1)	68.95		11:50:31.898
6 -	38.013	25.132	1:03.145 (2)	68.86	0.077	11:51:35.043
7 -	37.929	25.707	1:03.636	68.33	0.568	11:52:38.679
8 -	38.639	26.147	1:04.786	67.12	1.718	11:53:43.465
9 -	39.718	26.885	1:06.603	65.29	3.535	11:54:50.068
10 -	39.275	25.241	1:04.516	67.40	1.448	11:55:54.584
11 -	37.912	25.358	1:03.270	68.73	0.202	11:56:57.854

P22 196 J Jack KIRSCH			Kawasaki NINJA 400 -			
IDEAL LAP TIME : 1:03.826		BEST LAP TIME : 1:03.826		DIFFERENCE : 0.000		
LAP	SECTOR 1	SECTOR 2	LAP TIME	MPH	DIFF	TIME OF DAY
1 -	46.772	30.259	1:17.031	56.45	13.205	11:46:11.842
2 -	42.228	27.237	1:09.465	62.60	5.639	11:47:21.307
3 -	39.433	26.607	1:06.040	65.84	2.214	11:48:27.347
4 -	39.461	26.320	1:05.781	66.10	1.955	11:49:33.128
5 -	40.401	26.334	1:06.735	65.16	2.909	11:50:39.863
6 -	39.683	25.578	1:05.261	66.63	1.435	11:51:45.124
7 -	43.448	26.771	1:10.219	61.92	6.393	11:52:55.343
8 -	38.870	25.413	1:04.283 (2)	67.64	0.457	11:53:59.626
9 -	38.810	25.847	1:04.657 (3)	67.25	0.831	11:55:04.283
10 -	38.753	25.073	1:03.826 (1)	68.13		11:56:08.109
11 -	40.231	25.304	1:05.535	66.35	1.709	11:57:13.644

P23 39 S Peter PARAPANOS			Kawasaki NINJA 300 -			
IDEAL LAP TIME : 1:03.949		BEST LAP TIME : 1:03.989		DIFFERENCE : 0.040		
LAP	SECTOR 1	SECTOR 2	LAP TIME	MPH	DIFF	TIME OF DAY
1 -	42.581	27.845	1:10.426	61.74	6.437	11:46:12.422
2 -	40.367	26.473	1:06.840	65.05	2.851	11:47:19.262
3 -	40.753	26.597	1:07.350	64.56	3.361	11:48:26.612
4 -	39.383	26.338	1:05.721	66.16	1.732	11:49:32.333
5 -	40.858	25.710	1:06.568	65.32	2.579	11:50:38.901
6 -	38.252	25.737	1:03.989 (1)	67.95		11:51:42.890
7 -	38.674	26.179	1:04.853	67.05	0.864	11:52:47.743
8 -	39.383	26.349	1:05.732	66.15	1.743	11:53:53.475
9 -	38.637	25.853	1:04.490 (2)	67.43	0.501	11:54:57.965
10 -	38.855	25.697	1:04.552	67.36	0.563	11:56:02.517
11 -	38.483	26.053	1:04.536 (3)	67.38	0.547	11:57:07.053

P24 96 S Giovanni BELIOSSI			Kawasaki NINJA 300 - ASR Accident Storage Recovery			
IDEAL LAP TIME : 1:03.831		BEST LAP TIME : 1:03.990		DIFFERENCE : 0.159		
LAP	SECTOR 1	SECTOR 2	LAP TIME	MPH	DIFF	TIME OF DAY
1 -	43.622	27.514	1:11.136	61.13	7.146	11:46:16.783
2 -	41.832	26.032	1:07.864	64.07	3.874	11:47:24.647
3 -	40.788	25.615	1:06.403	65.48	2.413	11:48:31.050
4 -	40.187	25.096	1:05.283	66.61	1.293	11:49:36.333
5 -	39.388	25.381	1:04.769	67.14	0.779	11:50:41.102
6 -	39.908	25.731	1:05.639	66.25	1.649	11:51:46.741
7 -	40.811	24.973	1:05.784	66.10	1.794	11:52:52.525
8 -	39.629	24.983	1:04.612 (2)	67.30	0.622	11:53:57.137
9 -	38.858	25.132	1:03.990 (1)	67.95		11:55:01.127
10 -	40.003	24.990	1:04.993	66.90	1.003	11:56:06.120
11 -	39.144	25.496	1:04.640 (3)	67.27	0.650	11:57:10.760

Weather / Track : Cloudy / Dry

Brands Hatch Indy
Circuit Length = 1.2079 miles
Start: 11:43 Flag 11:56 End: 11:57

BMCRC - MRO Championships 2020 - Rnd 1 @ Brands Hatch Indy

ACU Team Green Junior Cup & Senior 300

QUALIFYING - SECTOR ANALYSIS



SECTOR 1 = FL to I1, SECTOR 2 = I1 to FL, DIFF = Difference To Personal Best Lap, P = Crossed Finish Line in Pit Lane, D = Time Disallowed

P25 43 S Colin HALL			Kawasaki NINJA 300 - simply saab			
IDEAL LAP TIME : 1:05.395		BEST LAP TIME : 1:05.768		DIFFERENCE : 0.373		
LAP	SECTOR 1	SECTOR 2	LAP TIME	MPH	DIFF	TIME OF DAY
1 -	40.160	28.817	1:08.977	63.04	3.209	11:45:50.040
2 -	40.215	26.339	1:06.554	65.33	0.786	11:46:56.594
3 -	39.056	26.712	1:05.768 (1)	66.12		11:48:02.362
4 -	40.184	26.600	1:06.784	65.11	1.016	11:49:09.146
5 -	39.619	26.354	1:05.973 (2)	65.91	0.205	11:50:15.119
6 -	39.313	27.060	1:06.373 (3)	65.51	0.605	11:51:21.492
7 -	39.566	27.336	1:06.902	64.99	1.134	11:52:28.394
8 -	40.432	26.800	1:07.232	64.68	1.464	11:53:35.626

P26 777 P12 Maximus HARDY			Kawasaki NINJA 300 - DAD			
IDEAL LAP TIME : 1:06.210		BEST LAP TIME : 1:06.220		DIFFERENCE : 0.010		
LAP	SECTOR 1	SECTOR 2	LAP TIME	MPH	DIFF	TIME OF DAY
1 -	42.845	28.025	1:10.870	61.36	4.650	11:45:52.019
2 -	41.043	27.395	1:08.438	63.54	2.218	11:47:00.457
3 -	40.444	26.948	1:07.392	64.52	1.172	11:48:07.849
4 -	39.870	26.771	1:06.641 (3)	65.25	0.421	11:49:14.490
5 -	40.032	26.968	1:07.000	64.90	0.780	11:50:21.490
6 -	39.883	26.710	1:06.593 (2)	65.30	0.373	11:51:28.083
7 -	40.242	26.911	1:07.153	64.75	0.933	11:52:35.236
8 -	39.789	27.008	1:06.797	65.10	0.577	11:53:42.033
9 -	39.794	27.457	1:07.251	64.66	1.031	11:54:49.284
10 -	40.175	26.617	1:06.792	65.10	0.572	11:55:56.076
11 -	39.593	26.627	1:06.220 (1)	65.66		11:57:02.296

P27 53 S Michael HARDY			Kawaskai NINJA 300 - me			
IDEAL LAP TIME : 1:05.257		BEST LAP TIME : 1:06.358		DIFFERENCE : 1.101		
LAP	SECTOR 1	SECTOR 2	LAP TIME	MPH	DIFF	TIME OF DAY
1 -	42.233	28.823	1:11.056	61.19	4.698	11:45:53.529
2 -	40.097	26.956	1:07.053	64.85	0.695	11:47:00.582
3 -	40.596	26.869	1:07.465	64.45	1.107	11:48:08.047
4 -	40.068	26.488	1:06.556 (3)	65.33	0.198	11:49:14.603
5 -	40.180	26.796	1:06.976	64.92	0.618	11:50:21.579
6 -	40.232	26.451	1:06.683	65.21	0.325	11:51:28.262
7 -	40.350	26.789	1:07.139	64.77	0.781	11:52:35.401
8 -	40.567	26.437	1:07.004	64.90	0.646	11:53:42.405
9 -	41.097	27.634	1:08.731	63.26	2.373	11:54:51.136
10 -	40.522	26.006	1:06.528 (2)	65.36	0.170	11:55:57.664
11 -	41.169	25.189	1:06.358 (1)	65.53		11:57:04.022

P28 81 P12 Keo WALKER			Kawasaki NINJA 300 - Martin Wight Electrical			
IDEAL LAP TIME : 1:06.903		BEST LAP TIME : 1:07.048		DIFFERENCE : 0.145		
LAP	SECTOR 1	SECTOR 2	LAP TIME	MPH	DIFF	TIME OF DAY
1 -	52.741	32.987	1:25.728	50.72	18.680	11:46:33.907
2 -	46.163	29.131	1:15.294	57.75	8.246	11:47:49.201
3 -	42.365	28.381	1:10.746	61.46	3.698	11:48:59.947
4 -	43.469	27.859	1:11.328	60.96	4.280	11:50:11.275
5 -	42.744	28.202	1:10.946	61.29	3.898	11:51:22.221
6 -	42.350	27.490	1:09.840	62.26	2.792	11:52:32.061
7 -	42.821	27.399	1:10.220	61.92	3.172	11:53:42.281
8 -	40.906	27.251	1:08.157 (3)	63.80	1.109	11:54:50.438
9 -	40.812	26.236	1:07.048 (1)	64.85		11:55:57.486
10 -	41.492	26.091	1:07.583 (2)	64.34	0.535	11:57:05.069

Weather / Track : Cloudy / Dry

Brands Hatch Indy
Circuit Length = 1.2079 miles
Start: 11:43 Flag 11:56 End: 11:57

BMCRC - MRO Championships 2020 - Rnd 1 @ Brands Hatch Indy

ACU Team Green Junior Cup & Senior 300

QUALIFYING - SECTOR ANALYSIS



SECTOR 1 = FL to I1, SECTOR 2 = I1 to FL, DIFF = Difference To Personal Best Lap, P = Crossed Finish Line in Pit Lane, D = Time Disallowed

P29		29 J		Ben PLATT		Kawasaki NINJA 400 - adss ltd	
IDEAL LAP TIME : 1:15.321		BEST LAP TIME : 1:16.179		DIFFERENCE : 0.858			
LAP	SECTOR 1	SECTOR 2	LAP TIME	MPH	DIFF	TIME OF DAY	
1 -	55.132	34.234	1:29.366	48.66	13.187	11:46:35.799	
2 -	51.806	31.590	1:23.396	52.14	7.217	11:47:59.195	
3 -	51.556	32.699	1:24.255	51.61	8.076	11:49:23.450	
4 -	49.942	31.338	1:21.280	53.50	5.101	11:50:44.730	
5 -	48.882	31.003	1:19.885	54.43	3.706	11:52:04.615	
6 -	46.850	30.604	1:17.454	56.14	1.275	11:53:22.069	
7 -	47.419	29.175	1:16.594 (2)	56.77	0.415	11:54:38.663	
8 -	46.146	30.033	1:16.179 (1)	57.08		11:55:54.842	
9 -	46.340	30.949	1:17.289 (3)	56.26	1.110	11:57:12.131	

P30		13 J		Sam SPALDING		Kawasaki NINJA 300 - Orion Mis Ltd	
IDEAL LAP TIME : 1:26.490		BEST LAP TIME : 1:26.530		DIFFERENCE : 0.040			
LAP	SECTOR 1	SECTOR 2	LAP TIME	MPH	DIFF	TIME OF DAY	
1 -	54.930	36.233	1:31.163	47.70	4.633	11:46:32.712	
2 -	55.559	33.813	1:29.372	48.65	2.842	11:48:02.084	
3 -	52.677	33.853	1:26.530 (1)	50.25		11:49:28.614	
4 -	52.851	35.305	1:28.156 (2)	49.32	1.626	11:50:56.770	
5 -	53.649	35.298	1:28.947 (3)	48.88	2.417	11:52:25.717	
6 -	56.947	35.984	1:32.931	46.79	6.401	11:53:58.648	
7 -	56.772	35.721	1:32.493	47.01	5.963	11:55:31.141	
8 -	55.784	34.627	1:30.411	48.09	3.881	11:57:01.552	

Weather / Track : Cloudy / Dry

Brands Hatch Indy
 Circuit Length = 1.2079 miles
 Start: 11:43 Flag 11:56 End: 11:57

BMCRC - MRO Championships 2020 - Rnd 1 @ Brands Hatch Indy

ACU Team Green Junior Cup & Senior 300

QUALIFYING - BEST SECTORS

SECTOR 1			SECTOR 2			IDEAL / BEST COMPARISON						
POS	NO	NAME	TIME	NO	NAME	TIME	POS	NO	NAME	IDEAL	BEST	DIFF
									PERFECT LAP	56.150		
1	3	JONES	33.799	3	JONES	22.351	1	3	JONES	56.150	56.199	0.049
2	113	HARDIE	34.439	113	HARDIE	22.980	2	113	HARDIE	57.419	57.419	0.000
3	30	BROWN	34.493	30	BROWN	23.012	3	30	BROWN	57.505	58.002	0.497
4	2	THOMAS	34.914	2	THOMAS	23.376	4	2	THOMAS	58.290	58.290	0.000
5	17	MARCUZZO	35.466	50	McMULLAN	23.432	5	50	McMULLAN	58.930	59.332	0.402
6	50	McMULLAN	35.498	24	STOLTON	23.675	6	17	MARCUZZO	59.216	59.465	0.249
7	177	HARDY	35.993	17	MARCUZZO	23.750	7	24	STOLTON	59.691	59.934	0.243
8	24	STOLTON	36.016	177	HARDY	23.813	8	177	HARDY	59.806	59.993	0.187
9	65	BREESE	36.080	65	BREESE	23.870	9	65	BREESE	59.950	1:00.207	0.257
10	40	SPALDING	36.121	40	SPALDING	23.894	10	40	SPALDING	1:00.015	1:00.317	0.302
11	131	MELLOR	36.376	131	MELLOR	24.089	11	131	MELLOR	1:00.465	1:00.534	0.069
12	14	SMART-WEEDEN	36.509	400	THURTL	24.360	12	14	SMART-WEEDEN	1:00.948	1:01.622	0.674
13	48	SABBARTON	36.703	66	SMITH	24.424	13	34	ARBON	1:01.241	1:01.572	0.331
14	34	ARBON	36.743	14	SMART-WEEDEN	24.439	14	48	SABBARTON	1:01.385	1:01.821	0.436
15	66	SMITH	37.044	34	ARBON	24.498	15	66	SMITH	1:01.468	1:01.468	0.000
16	77	WHITE	37.101	77	WHITE	24.675	16	77	WHITE	1:01.776	1:01.809	0.033
17	47	FARRAGHER	37.405	48	SABBARTON	24.682	17	400	THURTL	1:01.853	1:02.232	0.379
18	99	BUCKHAM	37.444	122	WILSON	24.877	18	47	FARRAGHER	1:02.486	1:02.486	0.000
19	400	THURTL	37.493	96	BELIOSSI	24.973	19	99	BUCKHAM	1:02.598	1:02.723	0.125
20	70	WHITE	37.834	196	KIRSCH	25.073	20	122	WILSON	1:02.921	1:02.921	0.000
21	122	WILSON	38.044	47	FARRAGHER	25.081	21	70	WHITE	1:02.966	1:03.068	0.102
22	39	PARAPANOS	38.252	70	WHITE	25.132	22	196	KIRSCH	1:03.826	1:03.826	0.000
23	196	KIRSCH	38.753	99	BUCKHAM	25.154	23	96	BELIOSSI	1:03.831	1:03.990	0.159
24	96	BELIOSSI	38.858	53	HARDY	25.189	24	39	PARAPANOS	1:03.949	1:03.989	0.040
25	43	HALL	39.056	39	PARAPANOS	25.697	25	53	HARDY	1:05.257	1:06.358	1.101
26	777	HARDY	39.593	81	WALKER	26.091	26	43	HALL	1:05.395	1:05.768	0.373
27	53	HARDY	40.068	43	HALL	26.339	27	777	HARDY	1:06.210	1:06.220	0.010
28	81	WALKER	40.812	777	HARDY	26.617	28	81	WALKER	1:06.903	1:07.048	0.145
29	29	PLATT	46.146	29	PLATT	29.175	29	29	PLATT	1:15.321	1:16.179	0.858
30	13	SPALDING	52.677	13	SPALDING	33.813	30	13	SPALDING	1:26.490	1:26.530	0.040

Weather / Track : Cloudy / Dry

Results can be found at www.tsl-timing.com

Brands Hatch Indy
 Circuit Length = 1.2079 miles
 Start: 11:43 Flag 11:56 End: 11:57

Printed - 11:59 Saturday, 07 March 2020

BMCRC - MRO Championships 2020 - Rnd 1 @ Brands Hatch Indy

ACU Team Green Junior Cup & Senior 300

QUALIFYING - STATISTICS

Competitors Started 30
Planned Start 2020-03-07 @ 11:38:00.000
Actual Start 2020-03-07 @ 11:43:51.223
Finish Time 2020-03-07 @ 11:56:36.173
Track Length 1.2079mi.
Total Laps 327
Total Distance Covered 394.9982mi.

Session Fastest Lap History

NO	CL	NAME	LAP TIME	TIME OF DAY	LAP	VEHICLE
3	J	Lewis JONES	1:03.040	11:45:36.258	1	Kawasaki NINJA 300
3	J	Lewis JONES	59.136	11:46:35.395	2	Kawasaki NINJA 300
3	J	Lewis JONES	58.418	11:47:33.813	3	Kawasaki NINJA 300
3	J	Lewis JONES	57.624	11:48:31.436	4	Kawasaki NINJA 300
3	J	Lewis JONES	57.536	11:49:28.973	5	Kawasaki NINJA 300
3	J	Lewis JONES	56.864	11:50:25.853	6	Kawasaki NINJA 300
3	J	Lewis JONES	56.217	11:54:13.972	10	Kawasaki NINJA 300
3	J	Lewis JONES	56.199	11:56:06.866	12	Kawasaki NINJA 300

Flag History

TYPE	TIME OF DAY
GREEN	11:43:51.223
FINISH	11:56:36.173

Flag Statistics

TYPE	COUNT	TOTAL LAPS	TOTAL TIME
Green	1	13	13:44.181
Red	0	0	0.000
Safety Car	0	0	0.000
FCY	0	0	0.000

BMCRC - MRO Championships 2020 - Rnd 1 @ Brands Hatch Indy

ACU Team Green Junior Cup & Senior 300

QUALIFYING - STATISTICS

CLASS : J

13 Starters

Fastest Lap History

NO	NAME	LAP TIME	TIME OF DAY	LAP	VEHICLE
3	Lewis JONES	1:03.040	11:45:36.258	1	Kawasaki NINJA 300
3	Lewis JONES	59.136	11:46:35.395	2	Kawasaki NINJA 300
3	Lewis JONES	58.418	11:47:33.813	3	Kawasaki NINJA 300
3	Lewis JONES	57.624	11:48:31.436	4	Kawasaki NINJA 300
3	Lewis JONES	57.536	11:49:28.973	5	Kawasaki NINJA 300
3	Lewis JONES	56.864	11:50:25.853	6	Kawasaki NINJA 300
3	Lewis JONES	56.217	11:54:13.972	10	Kawasaki NINJA 300
3	Lewis JONES	56.199	11:56:06.866	12	Kawasaki NINJA 300

Weather / Track : Cloudy / Dry

Results can be found at www.tsl-timing.com

Page 2 of 4

Brands Hatch Indy
Circuit Length = 1.2079 miles
Start: 11:43 Flag 11:56 End: 11:57

Printed - 11:59 Saturday, 07 March 2020

BMCRC - MRO Championships 2020 - Rnd 1 @ Brands Hatch Indy

ACU Team Green Junior Cup & Senior 300

QUALIFYING - STATISTICS

CLASS : S

15 Starters

Fastest Lap History

NO	NAME	LAP TIME	TIME OF DAY	LAP	VEHICLE
43	Colin HALL	1:08.977	11:45:50.057	1	Kawasaki NINJA 300
40	Tom SPALDING	1:05.129	11:46:02.474	1	Kawasaki NINJA 300
177	Mark HARDY	1:04.837	11:46:56.421	2	Kawasaki NINJA 300
24	Darren STOLTON	1:04.695	11:46:56.788	2	Kawasaki NINJA 300
40	Tom SPALDING	1:01.957	11:47:04.431	2	Kawasaki NINJA 300
2	Joe THOMAS	1:01.559	11:48:09.905	3	Kawasaki NINJA 400
65	Konrad BREESE	1:01.318	11:48:34.339	3	Kawasaki NINJA 300
177	Mark HARDY	1:01.034	11:48:59.784	4	Kawasaki NINJA 300
24	Darren STOLTON	1:00.527	11:48:59.873	4	Kawasaki NINJA 300
65	Konrad BREESE	1:00.484	11:49:34.822	4	Kawasaki NINJA 300
2	Joe THOMAS	1:00.074	11:50:11.716	5	Kawasaki NINJA 400
24	Darren STOLTON	59.945	11:51:00.482	6	Kawasaki NINJA 300
24	Darren STOLTON	59.934	11:53:02.511	8	Kawasaki NINJA 300
2	Joe THOMAS	59.611	11:54:11.851	9	Kawasaki NINJA 400
2	Joe THOMAS	59.180	11:55:11.031	10	Kawasaki NINJA 400
2	Joe THOMAS	58.290	11:56:09.322	11	Kawasaki NINJA 400

Weather / Track : Cloudy / Dry

Results can be found at www.tsl-timing.com

Page 3 of 4

Brands Hatch Indy
Circuit Length = 1.2079 miles
Start: 11:43 Flag 11:56 End: 11:57

Printed - 11:59 Saturday, 07 March 2020

BMCRC - MRO Championships 2020 - Rnd 1 @ Brands Hatch Indy

ACU Team Green Junior Cup & Senior 300

QUALIFYING - STATISTICS

CLASS : P12

2 Starters

Fastest Lap History

NO	NAME	LAP TIME	TIME OF DAY	LAP	VEHICLE
777	Maximus HARDY	1:10.870	11:45:52.034	1	Kawasaki NINJA 300
777	Maximus HARDY	1:08.438	11:47:00.475	2	Kawasaki NINJA 300
777	Maximus HARDY	1:07.392	11:48:07.860	3	Kawasaki NINJA 300
777	Maximus HARDY	1:06.641	11:49:14.504	4	Kawasaki NINJA 300
777	Maximus HARDY	1:06.593	11:51:28.099	6	Kawasaki NINJA 300
777	Maximus HARDY	1:06.220	11:57:02.307	11	Kawasaki NINJA 300

Weather / Track : Cloudy / Dry

Results can be found at www.tsl-timing.com

Page 4 of 4

Brands Hatch Indy
Circuit Length = 1.2079 miles
Start: 11:43 Flag 11:56 End: 11:57

Printed - 11:59 Saturday, 07 March 2020

ROW 11	33		32		31	130 Owen MELLOR
ROW 10	30	13 Sam SPALDING 1:26.530	29	29 Ben PLATT 1:16.179	28	81 Keo WALKER 1:07.048
ROW 9	27	53 Michael HARDY 1:06.358	26	777 Maximus HARDY 1:06.220	25	43 Colin HALL 1:05.768
ROW 8	24	96 Giovanni BELIOSSI 1:03.990	23	39 Peter PARAPANOS 1:03.989	22	196 Jack KIRSCH 1:03.826
ROW 7	21	70 Justin WHITE 1:03.068	20	122 Paul WILSON 1:02.921	19	99 Richard BUCKHAM 1:02.723
ROW 6	18	47 Joe FARRAGHER 1:02.486	17	400 Stuart THURTLÉ 1:02.232	16	48 Kevin SABBARTON 1:01.821
ROW 5	15	77 Joe WHITE 1:01.809	14	14 Finn SMART-WEEDEN 1:01.622	13	34 Oliver ARBON 1:01.572
ROW 4	12	66 Mark SMITH 1:01.468	11	131 Dylan MELLOR 1:00.534	10	40 Tom SPALDING 1:00.317
ROW 3	9	65 Konrad BREESE 1:00.207	8	177 Mark HARDY 59.993	7	24 Darren STOLTON 59.934
ROW 2	6	17 Charlotte MARCUZZO 59.465	5	50 Fred McMULLAN 59.332	4	2 Joe THOMAS 58.290
ROW 1	3	30 Cameron BROWN 58.002	2	113 Mikey HARDIE 57.419	1	3 Lewis JONES 56.199
Pole						

Brands Hatch Indy
Circuit Length = 1.2079 miles

These results are provisional until the conclusion of any judicial and technical matters.

Clerk Of Course :	Steward :	Timekeeper :
-------------------	-----------	--------------

Results can be found at www.tsl-timing.com

Printed - 12:00 Saturday, 07 March 2020



ACU Team Green Junior Cup & Senior 300

RACE 9 - CLASSIFICATION



POS	NO	CL	PIC NAME	ENTRY	LAPS	TIME	GAP	DIFF	MPH	BEST	ON
1	3	J	1 Lewis JONES	Kawasaki NINJA 300 - 151 s	10	9:35.119			75.61	56.235	7
2	30	J	2 Cameron BROWN	Kawaski NINJA 300 - 3D Racing	10	9:38.575	3.456	3.456	75.16	56.121	10
3	113	J	3 Mikey HARDIE	Kawasaki NINJA 400 - 113 Events Ltd	10	9:38.633	3.514	0.058	75.15	56.209	6
4	50	J	4 Fred McMULLAN	Kawasaki NINJA - Orwells motorcycles Ipswich	10	9:52.881	17.762	14.248	73.34	57.753	6
5	2	S	1 Joe THOMAS	Kawasaki NINJA 400 - 3D Racing	10	9:53.025	17.906	0.144	73.32	57.819	8
6	65	S	2 Konrad BREESE	Kawasaki NINJA 300 - STIHL Racing	10	9:54.813	19.694	1.788	73.10	58.268	10
7	17	J	5 Charlotte MARCUZZO	Kawasaki NINJA 300 -	10	9:55.480	20.361	0.667	73.02	58.364	7
8	177	S	3 Mark HARDY	Kawasaki NINJA 300 - me	10	9:56.240	21.121	0.760	72.93	58.261	8
9	24	S	4 Darren STOLTON	Kawasaki NINJA 300 -	10	10:02.980	27.861	6.740	72.11	58.229	5
10	131	J	6 Dylan MELLOR	Kawasaki NINJA 300 -	10	10:08.774	33.655	5.794	71.43	59.046	8
11	14	J	7 Finn SMART-WEEDEN	Kawasak NINJA 300 - Mum and Dad	10	10:09.221	34.102	0.447	71.37	59.259	10
12	122	S	5 Paul WILSON	Kawasaki NINJA 300 -	10	10:09.259	34.140	0.038	71.37	59.089	8
13	40	S	6 Tom SPALDING	Kawasaki NINJA 300 - Orion Mis Ltd	10	10:10.083	34.964	0.824	71.27	59.570	4
14	66	S	7 Mark SMITH	Kawasaki NINJA 300 - MHP EXHAUST S	10	10:19.710	44.591	9.627	70.17	1:00.574	6
15	77	J	8 Joe WHITE	Kawasaki NINJA 300 - Just In Graphics / MZ Contra	10	10:20.153	45.034	0.443	70.12	1:00.638	10
16	48	S	8 Kevin SABBARTON	Kawasaki NINJA 300 - Karen Castle Opticians	10	10:20.260	45.141	0.107	70.10	1:00.656	8
17	47	J	9 Joe FARRAGHER	Kawasaki NINJA 400 - J C Utilities Ltd	10	10:36.943	1:01.824	16.683	68.27	1:01.831	6
18	400	S	9 Stuart THURTLIE	Kawasaki NINJA 400 - TeamTortoise	9	9:34.609	1 Lap	1 Lap	68.11	1:02.100	8
19	70	S	10 Justin WHITE	Kawasaki NINJA 300 - Just In Graphics	9	9:34.747	1 Lap	0.138	68.09	1:01.779	3
20	99	S	11 Richard BUCKHAM	Kawasaki NINJA 400 -	9	9:35.304	1 Lap	0.557	68.02	1:02.371	9
21	43	S	12 Colin HALL	Kawasaki NINJA 300 - simply saab	9	9:39.290	1 Lap	3.986	67.56	1:01.952	2
22	34	J	10 Oliver ARBON	Kawasaki NINJA 300 - tt plumbing and heating	9	9:45.324	1 Lap	6.034	66.86	1:02.633	9
23	39	S	13 Peter PARAPANOS	Kawasaki NINJA 300 -	9	9:45.633	1 Lap	0.309	66.82	1:02.653	8
24	196	J	11 Jack KIRSCH	Kawasaki NINJA 400 -	9	9:45.727	1 Lap	0.094	66.81	1:02.544	9
25	777	P12	1 Maximus HARDY	Kawasaki NINJA 300 - DAD	9	9:56.124	1 Lap	10.397	65.65	1:03.941	6
26	53	S	14 Michael HARDY	Kawaskai NINJA 300 - me	9	9:57.710	1 Lap	1.586	65.47	1:04.413	6
27	81	P12	2 Keo WALKER	Kawasaki NINJA 300 - Martin Wight Elecrical	9	10:09.174	1 Lap	11.464	64.24	1:05.064	8

NOT CLASSIFIED

DNF	29	J	Ben PLATT	Kawasaki NINJA 400 - adss ltd	1	1:32.171	9 Laps	8 Laps	47.17
-----	----	---	-----------	-------------------------------	---	----------	--------	--------	-------

FASTEST LAP

30	J	Cameron BROWN	Kawaski NINJA 300 - 3D Racing	10	56.121	77.48 mph	124.70 kph
2	S	Joe THOMAS	Kawasaki NINJA 400 - 3D Racing	8	57.819	75.21 mph	121.03 kph
777	P12	Maximus HARDY	Kawasaki NINJA 300 - DAD	6	1:03.941	68.00 mph	109.45 kph

Class J - 92.5% of Race Speed = 69.93 mph
 Class S - 92.5% of Race Speed = 67.82 mph
 Class P12 - 92.5% of Race Speed = 60.72 mph

Brands Hatch Indy
 Circuit Length = 1.2079 miles
 Start: 14:44 Flag 14:53 End: 14:55

Weather / Track : Cloudy / Dry
 These results are provisional until the conclusion of any judicial and technical matters.

Clerk Of Course :	Steward :	Timekeeper :
-------------------	-----------	--------------



BMCRC - MRO Championships 2020 - Rnd 1 @ Brands Hatch Indy

ACU Team Green Junior Cup & Senior 300

RACE 9 - LAP CHART

LAP 1 @ 14:45:26.138		
NO	BEHIND	LAP TIME

3		1:03.181
30	1.133	1:04.314
2	1.789	1:04.970
17	2.074	1:05.255
113	2.253	1:05.434
50	2.480	1:05.661
177	3.791	1:06.972
40	4.343	1:07.524
65	4.433	1:07.614
24	4.825	1:08.006
66	6.314	1:09.495
122	6.667	1:09.848
14	6.783	1:09.964
48	7.071	1:10.252
77	7.330	1:10.511
131	7.700	1:10.881
43	8.347	1:11.528
400	8.741	1:11.922
99	9.432	1:12.613
47	10.512	1:13.693
39	10.579	1:13.760
196	10.873	1:14.054
70	10.977	1:14.158
34	12.052	1:15.233
777	13.527	1:16.708
81	14.339	1:17.520
53	14.717	1:17.898
29	28.990	1:32.171

LAP 2 @ 14:46:23.961		
NO	BEHIND	LAP TIME

3		57.823
30	1.174	57.864
113	2.498	58.068
17	3.098	58.847
2	3.232	59.266
50	3.531	58.874
65	5.677	59.067
177	5.875	59.907
24	6.482	59.480
40	7.141	1:00.621
122	9.350	1:00.506
14	9.614	1:00.654
66	10.333	1:01.842
48	10.856	1:01.608
131	10.937	1:01.060
77	11.425	1:01.918
43	12.476	1:01.952
400	13.505	1:02.587
99	14.648	1:03.039
70	15.373	1:02.219
47	16.223	1:03.534
39	17.105	1:04.349
196	17.323	1:04.273
34	17.575	1:03.346
53	22.403	1:05.509
777	22.486	1:06.782
81	23.698	1:07.182

LAP 5 @ 14:49:15.650		
NO	BEHIND	LAP TIME

3		56.969
---	--	--------

LAP 3 @ 14:47:21.353		
NO	BEHIND	LAP TIME

3		57.392
30	1.284	57.502
113	1.857	56.751
50	4.261	58.122
2	4.716	58.876
17	4.897	59.191
65	6.614	58.329
177	7.581	59.098
24	7.603	58.513
40	9.801	1:00.052
14	12.510	1:00.288
122	12.627	1:00.669
131	13.105	59.560
66	14.046	1:01.105
48	14.652	1:01.188
77	15.575	1:01.542
43	17.505	1:02.421
400	19.261	1:03.148
70	19.760	1:01.779
99	20.540	1:03.284
47	21.385	1:02.554
34	23.171	1:02.988
39	23.913	1:04.200
196	24.207	1:04.276
53	29.948	1:04.937
777	31.204	1:06.110
81	33.490	1:07.184

LAP 4 @ 14:48:18.681		
NO	BEHIND	LAP TIME

3		57.328
30	1.079	57.123
113	1.310	56.781
50	4.753	57.820
17	6.842	59.273
2	6.923	59.535
65	8.167	58.881
177	8.984	58.731
24	9.265	58.990
40	12.043	59.570
122	15.463	1:00.164
14	15.676	1:00.494
131	15.713	59.936
66	17.369	1:00.651
48	18.690	1:01.366
77	19.251	1:01.004
43	23.220	1:03.043
70	24.915	1:02.483
400	25.021	1:03.088
99	25.981	1:02.769
47	26.666	1:02.609
34	31.273	1:05.430
196	31.364	1:04.485
39	31.772	1:05.187
53	37.515	1:04.895
777	39.270	1:05.394
81	43.208	1:07.046

LAP 6 @ 14:50:12.054		
NO	BEHIND	LAP TIME

3		56.404
---	--	--------

30	0.955	56.845
113	1.179	56.838
50	6.304	58.520
17	8.571	58.698
2	8.999	59.045
65	10.019	58.821
177	10.435	58.420
24	10.525	58.229
40	15.281	1:00.207
14	18.748	1:00.041
122	18.830	1:00.336
131	18.930	1:00.186
66	21.203	1:00.803
48	22.626	1:00.905
77	23.345	1:01.063
43	29.669	1:03.418
70	30.340	1:02.394
99	31.629	1:02.617
400	31.749	1:03.697
47	31.995	1:02.298
34	38.911	1:04.607
39	39.313	1:04.510
196	39.446	1:05.051
53	45.369	1:04.823
777	46.760	1:04.459
81	53.336	1:07.097

LAP 7 @ 14:51:08.289		
NO	BEHIND	LAP TIME

3		56.235
113	1.264	56.515
30	1.474	56.676
81	1 Lap	1:06.113
50	10.267	58.849
2	12.568	58.141
17	13.387	58.364
65	14.171	58.357
177	14.847	58.338
24	18.152	1:01.600
40	24.113	1:01.086
122	25.354	59.483
14	25.440	59.339
131	25.618	59.261
66	31.315	1:02.177
48	31.996	1:00.740
77	32.593	1:01.171
70	43.661	1:03.254
47	44.296	1:03.109
43	44.474	1:04.316
400	44.625	1:02.833
99	44.694	1:03.023
34	53.489	1:03.710
196	53.795	1:03.209
39	54.418	1:04.009

LAP 8 @ 14:52:04.725		
NO	BEHIND	LAP TIME

3		56.436
113	1.781	56.953
30	2.042	57.004
777	1 Lap	1:03.998
53	1 Lap	1:05.476
50	13.460	59.629
2	13.951	57.819
17	15.887	58.936
65	16.392	58.657
177	16.672	58.261
81	1 Lap	1:06.474
24	21.737	1:00.021
122	28.007	59.089
40	28.063	1:00.386
131	28.228	59.046
14	28.620	59.616
66	36.025	1:01.146
48	36.216	1:00.656
77	36.861	1:00.704
70	49.936	1:02.711
47	49.985	1:02.125
400	50.289	1:02.100
99	51.165	1:02.907
43	52.971	1:04.933

3		56.667
---	--	--------

LAP 9 @ 14:53:01.392		
NO	BEHIND	LAP TIME

3		56.667
113	3.374	58.260
39	1 Lap	1:02.653
30	4.019	58.644
34	1 Lap	1:03.870
196	1 Lap	1:04.056
777	1 Lap	1:04.509
53	1 Lap	1:04.981
2	15.790	58.506
50	15.877	59.084
65	18.110	58.385
17	18.191	58.971
177	18.815	58.810
24	24.670	59.600
81	1 Lap	1:05.064

LAP 10 @ 14:53:58.076		
NO	BEHIND	LAP TIME

3		56.684
99	1 Lap	1:02.371
30	3.456	56.121
113	3.514	56.824
43	1 Lap	1:04.551
34	1 Lap	1:02.633
39	1 Lap	1:03.230
196	1 Lap	1:02.544
50	17.762	58.569
2	17.906	58.800
65	19.694	58.268
17	20.361	58.854
777	1 Lap	1:04.223
177	21.121	58.990
53	1 Lap	1:04.778
24	27.861	59.875
131	33.655	59.295
81	1 Lap	1:05.494
14	34.102	59.259
122	34.140	59.642
40	34.964	1:00.032
66	44.591	1:00.744
77	45.034	1:00.638
48	45.141	1:01.453
47	1:01.824	1:03.078

Weather / Track : Cloudy / Dry

Brands Hatch Indy

Circuit Length = 1.2079 miles

Start: 14:44 Flag 14:53 End: 14:55

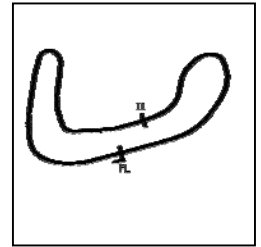
Results can be found at www.tsl-timing.com

Printed - 14:56 Saturday, 07 March 2020

BMCRC - MRO Championships 2020 - Rnd 1 @ Brands Hatch Indy

ACU Team Green Junior Cup & Senior 300

RACE 9 - SECTOR ANALYSIS



SECTOR 1 = FL to I1, SECTOR 2 = I1 to FL, DIFF = Difference To Personal Best Lap, P = Crossed Finish Line in Pit Lane, D = Time Disallowed

P1		3 J		Lewis JONES		Kawasaki NINJA 300 - 151 s	
IDEAL LAP TIME : 56.199		BEST LAP TIME : 56.235		DIFFERENCE : 0.036			
LAP	SECTOR 1	SECTOR 2	LAP TIME	MPH	DIFF	TIME OF DAY	
1 -		23.131	1:03.181	68.82	6.946	14:45:26.138	
2 -	34.867	22.956	57.823	75.20	1.588	14:46:23.961	
3 -	34.435	22.957	57.392	75.77	1.157	14:47:21.353	
4 -	34.487	22.841	57.328	75.85	1.093	14:48:18.681	
5 -	34.209	22.760	56.969	76.33	0.734	14:49:15.650	
6 -	33.950	22.454	56.404 (2)	77.09	0.169	14:50:12.054	
7 -	33.911	22.324	56.235 (1)	77.32		14:51:08.289	
8 -	33.875	22.561	56.436 (3)	77.05	0.201	14:52:04.725	
9 -	34.252	22.415	56.667	76.73	0.432	14:53:01.392	
10 -	34.229	22.455	56.684	76.71	0.449	14:53:58.076	

P2		30 J		Cameron BROWN		Kawaski NINJA 300 - 3D Racing	
IDEAL LAP TIME : 56.023		BEST LAP TIME : 56.121		DIFFERENCE : 0.098			
LAP	SECTOR 1	SECTOR 2	LAP TIME	MPH	DIFF	TIME OF DAY	
1 -		23.321	1:04.314	67.61	8.193	14:45:27.271	
2 -	34.793	23.071	57.864	75.15	1.743	14:46:25.135	
3 -	34.530	22.972	57.502	75.62	1.381	14:47:22.637	
4 -	34.281	22.842	57.123	76.12	1.002	14:48:19.760	
5 -	33.979	22.866	56.845	76.49	0.724	14:49:16.605	
6 -	33.819	22.663	56.482 (2)	76.99	0.361	14:50:13.087	
7 -	34.154	22.522	56.676 (3)	76.72	0.555	14:51:09.763	
8 -	34.028	22.976	57.004	76.28	0.883	14:52:06.767	
9 -	33.946	24.698	58.644	74.15	2.523	14:53:05.411	
10 -	33.501	22.620	56.121 (1)	77.48		14:54:01.532	

P3		113 J		Mikey HARDIE		Kawasaki NINJA 400 - 113 Events Ltd	
IDEAL LAP TIME : 56.209		BEST LAP TIME : 56.209		DIFFERENCE : 0.000			
LAP	SECTOR 1	SECTOR 2	LAP TIME	MPH	DIFF	TIME OF DAY	
1 -		23.394	1:05.434	66.45	9.225	14:45:28.391	
2 -	34.939	23.129	58.068	74.88	1.859	14:46:26.459	
3 -	34.070	22.681	56.751 (3)	76.62	0.542	14:47:23.210	
4 -	34.158	22.623	56.781	76.58	0.572	14:48:19.991	
5 -	33.875	22.963	56.838	76.50	0.629	14:49:16.829	
6 -	33.835	22.374	56.209 (1)	77.36		14:50:13.038	
7 -	33.941	22.574	56.515 (2)	76.94	0.306	14:51:09.553	
8 -	34.232	22.721	56.953	76.35	0.744	14:52:06.506	
9 -	34.372	23.888	58.260	74.64	2.051	14:53:04.766	
10 -	33.881	22.943	56.824	76.52	0.615	14:54:01.590	

P4		50 J		Fred McMULLAN		Kawasaki NINJA - Orwells motorcycles Ipswich	
IDEAL LAP TIME : 57.638		BEST LAP TIME : 57.753		DIFFERENCE : 0.115			
LAP	SECTOR 1	SECTOR 2	LAP TIME	MPH	DIFF	TIME OF DAY	
1 -		23.876	1:05.661	66.22	7.908	14:45:28.618	
2 -	35.428	23.446	58.874	73.86	1.121	14:46:27.492	
3 -	34.764	23.358	58.122 (3)	74.81	0.369	14:47:25.614	
4 -	34.559	23.261	57.820 (2)	75.20	0.067	14:48:23.434	
5 -	35.054	23.466	58.520	74.30	0.767	14:49:21.954	
6 -	34.674	23.079	57.753 (1)	75.29		14:50:19.707	
7 -	35.232	23.617	58.849	73.89	1.096	14:51:18.556	
8 -	35.967	23.662	59.629	72.92	1.876	14:52:18.185	
9 -	35.891	23.193	59.084	73.60	1.331	14:53:17.269	
10 -	35.368	23.201	58.569	74.24	0.816	14:54:15.838	

Weather / Track : Cloudy / Dry

Brands Hatch Indy
Circuit Length = 1.2079 miles
Start: 14:44 Flag 14:53 End: 14:55

BMCRC - MRO Championships 2020 - Rnd 1 @ Brands Hatch Indy

ACU Team Green Junior Cup & Senior 300

RACE 9 - SECTOR ANALYSIS



SECTOR 1 = FL to I1, SECTOR 2 = I1 to FL, DIFF = Difference To Personal Best Lap, P = Crossed Finish Line in Pit Lane, D = Time Disallowed

P5		2 S		Joe THOMAS		Kawasaki NINJA 400 - 3D Racing	
IDEAL LAP TIME : 57.610		BEST LAP TIME : 57.819		DIFFERENCE : 0.209			
LAP	SECTOR 1	SECTOR 2	LAP TIME	MPH	DIFF	TIME OF DAY	
1 -		23.540	1:04.970	66.93	7.151	14:45:27.927	
2 -	35.371	23.895	59.266	73.37	1.447	14:46:27.193	
3 -	35.340	23.536	58.876	73.86	1.057	14:47:26.069	
4 -	35.738	23.797	59.535	73.04	1.716	14:48:25.604	
5 -	35.421	23.624	59.045	73.64	1.226	14:49:24.649	
6 -	34.919	23.148	58.067 (2)	74.88	0.248	14:50:22.716	
7 -	34.462	23.679	58.141 (3)	74.79	0.322	14:51:20.857	
8 -	34.516	23.303	57.819 (1)	75.21		14:52:18.676	
9 -	35.120	23.386	58.506	74.32	0.687	14:53:17.182	
10 -	35.351	23.449	58.800	73.95	0.981	14:54:15.982	

P6		65 S		Konrad BREESE		Kawasaki NINJA 300 - STIHL Racing	
IDEAL LAP TIME : 58.076		BEST LAP TIME : 58.268		DIFFERENCE : 0.192			
LAP	SECTOR 1	SECTOR 2	LAP TIME	MPH	DIFF	TIME OF DAY	
1 -		24.203	1:07.614	64.31	9.346	14:45:30.571	
2 -	35.518	23.549	59.067	73.62	0.799	14:46:29.638	
3 -	35.088	23.241	58.329 (2)	74.55	0.061	14:47:27.967	
4 -	35.562	23.319	58.881	73.85	0.613	14:48:26.848	
5 -	35.366	23.455	58.821	73.92	0.553	14:49:25.669	
6 -	35.263	23.171	58.434	74.41	0.166	14:50:24.103	
7 -	35.024	23.333	58.357 (3)	74.51	0.089	14:51:22.460	
8 -	35.187	23.470	58.657	74.13	0.389	14:52:21.117	
9 -	35.027	23.358	58.385	74.48	0.117	14:53:19.502	
10 -	34.905	23.363	58.268 (1)	74.63		14:54:17.770	

P7		17 J		Charlotte MARCUZZO		Kawasaki NINJA 300 -	
IDEAL LAP TIME : 57.923		BEST LAP TIME : 58.364		DIFFERENCE : 0.441			
LAP	SECTOR 1	SECTOR 2	LAP TIME	MPH	DIFF	TIME OF DAY	
1 -		23.553	1:05.255	66.63	6.891	14:45:28.212	
2 -	35.682	23.165	58.847 (3)	73.89	0.483	14:46:27.059	
3 -	35.184	24.007	59.191	73.46	0.827	14:47:26.250	
4 -	35.677	23.596	59.273	73.36	0.909	14:48:25.523	
5 -	35.248	23.450	58.698 (2)	74.08	0.334	14:49:24.221	
6 -	35.377	23.714	59.091	73.59	0.727	14:50:23.312	
7 -	35.123	23.241	58.364 (1)	74.50		14:51:21.676	
8 -	34.758	24.178	58.936	73.78	0.572	14:52:20.612	
9 -	35.745	23.226	58.971	73.74	0.607	14:53:19.583	
10 -	35.278	23.576	58.854	73.88	0.490	14:54:18.437	

P8		177 S		Mark HARDY		Kawasaki NINJA 300 - me	
IDEAL LAP TIME : 58.166		BEST LAP TIME : 58.261		DIFFERENCE : 0.095			
LAP	SECTOR 1	SECTOR 2	LAP TIME	MPH	DIFF	TIME OF DAY	
1 -		24.112	1:06.972	64.93	8.711	14:45:29.929	
2 -	35.813	24.094	59.907	72.58	1.646	14:46:29.836	
3 -	35.493	23.605	59.098	73.58	0.837	14:47:28.934	
4 -	35.264	23.467	58.731	74.04	0.470	14:48:27.665	
5 -	34.910	23.510	58.420 (3)	74.43	0.159	14:49:26.085	
6 -	35.219	23.494	58.713	74.06	0.452	14:50:24.798	
7 -	34.907	23.431	58.338 (2)	74.54	0.077	14:51:23.136	
8 -	34.735	23.526	58.261 (1)	74.64		14:52:21.397	
9 -	35.306	23.504	58.810	73.94	0.549	14:53:20.207	
10 -	35.167	23.823	58.990	73.71	0.729	14:54:19.197	

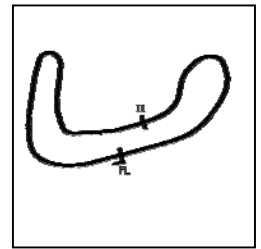
Weather / Track : Cloudy / Dry

Brands Hatch Indy
Circuit Length = 1.2079 miles
Start: 14:44 Flag 14:53 End: 14:55

BMCRC - MRO Championships 2020 - Rnd 1 @ Brands Hatch Indy

ACU Team Green Junior Cup & Senior 300

RACE 9 - SECTOR ANALYSIS



SECTOR 1 = FL to I1, SECTOR 2 = I1 to FL, DIFF = Difference To Personal Best Lap, P = Crossed Finish Line in Pit Lane, D = Time Disallowed

P9 24 S		Darren STOLTON		Kawasaki NINJA 300 -		
IDEAL LAP TIME : 58.207		BEST LAP TIME : 58.229		DIFFERENCE : 0.022		
LAP	SECTOR 1	SECTOR 2	LAP TIME	MPH	DIFF	TIME OF DAY
1 -		24.201	1:08.006	63.94	9.777	14:45:30.963
2 -	35.876	23.604	59.480	73.11	1.251	14:46:30.443
3 -	35.057	23.456	58.513 (2)	74.31	0.284	14:47:28.956
4 -	35.761	23.229	58.990	73.71	0.761	14:48:27.946
5 -	35.079	23.150	58.229 (1)	74.68		14:49:26.175
6 -	35.426	23.240	58.666 (3)	74.12	0.437	14:50:24.841
7 -	37.904	23.696	1:01.600	70.59	3.371	14:51:26.441
8 -	36.072	23.949	1:00.021	72.45	1.792	14:52:26.462
9 -	35.690	23.910	59.600	72.96	1.371	14:53:26.062
10 -	36.076	23.799	59.875	72.62	1.646	14:54:25.937

P10 131 J		Dylan MELLOR		Kawasaki NINJA 300 -		
IDEAL LAP TIME : 58.559		BEST LAP TIME : 59.046		DIFFERENCE : 0.487		
LAP	SECTOR 1	SECTOR 2	LAP TIME	MPH	DIFF	TIME OF DAY
1 -		24.833	1:10.881	61.35	11.835	14:45:33.838
2 -	36.533	24.527	1:01.060	71.21	2.014	14:46:34.898
3 -	35.869	23.691	59.560	73.01	0.514	14:47:34.458
4 -	36.209	23.727	59.936	72.55	0.890	14:48:34.394
5 -	36.459	23.727	1:00.186	72.25	1.140	14:49:34.580
6 -	36.334	23.732	1:00.066	72.39	1.020	14:50:34.646
7 -	35.682	23.579	59.261 (2)	73.38	0.215	14:51:33.907
8 -	35.670	23.376	59.046 (1)	73.64		14:52:32.953
9 -	35.447	24.036	59.483	73.10	0.437	14:53:32.436
10 -	35.183	24.112	59.295 (3)	73.33	0.249	14:54:31.731

P11 14 J		Finn SMART-WEEDEN		Kawasaki NINJA 300 - Mum and Dad		
IDEAL LAP TIME : 59.011		BEST LAP TIME : 59.259		DIFFERENCE : 0.248		
LAP	SECTOR 1	SECTOR 2	LAP TIME	MPH	DIFF	TIME OF DAY
1 -		24.849	1:09.964	62.15	10.705	14:45:32.921
2 -	36.708	23.946	1:00.654	71.69	1.395	14:46:33.575
3 -	36.054	24.234	1:00.288	72.13	1.029	14:47:33.863
4 -	36.553	23.941	1:00.494	71.88	1.235	14:48:34.357
5 -	36.330	23.711	1:00.041	72.42	0.782	14:49:34.398
6 -	36.224	23.768	59.992	72.48	0.733	14:50:34.390
7 -	35.767	23.572	59.339 (2)	73.28	0.080	14:51:33.729
8 -	35.439	24.177	59.616	72.94	0.357	14:52:33.345
9 -	35.796	23.778	59.574 (3)	72.99	0.315	14:53:32.919
10 -	35.578	23.681	59.259 (1)	73.38		14:54:32.178

P12 122 S		Paul WILSON		Kawasaki NINJA 300 -		
IDEAL LAP TIME : 58.878		BEST LAP TIME : 59.089		DIFFERENCE : 0.211		
LAP	SECTOR 1	SECTOR 2	LAP TIME	MPH	DIFF	TIME OF DAY
1 -		24.901	1:09.848	62.25	10.759	14:45:32.805
2 -	36.310	24.196	1:00.506	71.87	1.417	14:46:33.311
3 -	36.437	24.232	1:00.669	71.67	1.580	14:47:33.980
4 -	36.124	24.040	1:00.164	72.27	1.075	14:48:34.144
5 -	36.257	24.079	1:00.336	72.07	1.247	14:49:34.480
6 -	35.949	23.731	59.680	72.86	0.591	14:50:34.160
7 -	35.720	23.763	59.483 (2)	73.10	0.394	14:51:33.643
8 -	35.147	23.942	59.089 (1)	73.59		14:52:32.732
9 -	35.689	24.153	59.842	72.66	0.753	14:53:32.574
10 -	35.767	23.875	59.642 (3)	72.91	0.553	14:54:32.216

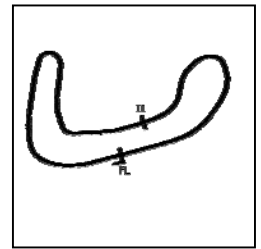
Weather / Track : Cloudy / Dry

Brands Hatch Indy
Circuit Length = 1.2079 miles
Start: 14:44 Flag 14:53 End: 14:55

BMCRC - MRO Championships 2020 - Rnd 1 @ Brands Hatch Indy

ACU Team Green Junior Cup & Senior 300

RACE 9 - SECTOR ANALYSIS



SECTOR 1 = FL to I1, SECTOR 2 = I1 to FL, DIFF = Difference To Personal Best Lap, P = Crossed Finish Line in Pit Lane, D = Time Disallowed

P13 40 S		Tom SPALDING		Kawasaki NINJA 300 - Orion Mis Ltd		
IDEAL LAP TIME : 59.570		BEST LAP TIME : 59.570		DIFFERENCE : 0.000		
LAP	SECTOR 1	SECTOR 2	LAP TIME	MPH	DIFF	TIME OF DAY
1 -		24.226	1:07.524	64.40	7.954	14:45:30.481
2 -	36.706	23.915	1:00.621	71.73	1.051	14:46:31.102
3 -	36.162	23.890	1:00.052 (3)	72.41	0.482	14:47:31.154
4 -	35.861	23.709	59.570 (1)	72.99		14:48:30.724
5 -	36.285	23.922	1:00.207	72.22	0.637	14:49:30.931
6 -	36.400	23.985	1:00.385	72.01	0.815	14:50:31.316
7 -	36.731	24.355	1:01.086	71.18	1.516	14:51:32.402
8 -	36.163	24.223	1:00.386	72.01	0.816	14:52:32.788
9 -	36.109	24.111	1:00.220	72.21	0.650	14:53:33.008
10 -	35.971	24.061	1:00.032 (2)	72.43	0.462	14:54:33.040

P14 66 S		Mark SMITH		Kawasaki NINJA 300 - MHP EXHAUST'S		
IDEAL LAP TIME : 1:00.339		BEST LAP TIME : 1:00.574		DIFFERENCE : 0.235		
LAP	SECTOR 1	SECTOR 2	LAP TIME	MPH	DIFF	TIME OF DAY
1 -		24.818	1:09.495	62.57	8.921	14:45:32.452
2 -	37.331	24.511	1:01.842	70.31	1.268	14:46:34.294
3 -	36.775	24.330	1:01.105	71.16	0.531	14:47:35.399
4 -	36.328	24.323	1:00.651 (2)	71.69	0.077	14:48:36.050
5 -	36.635	24.168	1:00.803	71.51	0.229	14:49:36.853
6 -	36.563	24.011	1:00.574 (1)	71.78		14:50:37.427
7 -	37.479	24.698	1:02.177	69.93	1.603	14:51:39.604
8 -	36.756	24.390	1:01.146	71.11	0.572	14:52:40.750
9 -	36.876	24.297	1:01.173	71.08	0.599	14:53:41.923
10 -	36.597	24.147	1:00.744 (3)	71.58	0.170	14:54:42.667

P15 77 J		Joe WHITE		Kawasaki NINJA 300 - Just In Graphics / MZ Contracts		
IDEAL LAP TIME : 1:00.520		BEST LAP TIME : 1:00.638		DIFFERENCE : 0.118		
LAP	SECTOR 1	SECTOR 2	LAP TIME	MPH	DIFF	TIME OF DAY
1 -		24.677	1:10.511	61.67	9.873	14:45:33.468
2 -	37.500	24.418	1:01.918	70.23	1.280	14:46:35.386
3 -	37.133	24.409	1:01.542	70.66	0.904	14:47:36.928
4 -	36.966	24.038	1:01.004	71.28	0.366	14:48:37.932
5 -	36.939	24.124	1:01.063	71.21	0.425	14:49:38.995
6 -	36.857	23.859	1:00.716 (3)	71.62	0.078	14:50:39.711
7 -	36.951	24.220	1:01.171	71.08	0.533	14:51:40.882
8 -	36.775	23.929	1:00.704 (2)	71.63	0.066	14:52:41.586
9 -	36.665	24.221	1:00.886	71.42	0.248	14:53:42.472
10 -	36.661	23.977	1:00.638 (1)	71.71		14:54:43.110

P16 48 S		Kevin SABBARTON		Kawasaki NINJA 300 - Karen Castle Opticians		
IDEAL LAP TIME : 1:00.601		BEST LAP TIME : 1:00.656		DIFFERENCE : 0.055		
LAP	SECTOR 1	SECTOR 2	LAP TIME	MPH	DIFF	TIME OF DAY
1 -		25.287	1:10.252	61.89	9.596	14:45:33.209
2 -	37.012	24.596	1:01.608	70.58	0.952	14:46:34.817
3 -	36.749	24.439	1:01.188	71.06	0.532	14:47:36.005
4 -	36.768	24.598	1:01.366	70.86	0.710	14:48:37.371
5 -	36.447	24.458	1:00.905	71.39	0.249	14:49:38.276
6 -	36.479	24.790	1:01.269	70.97	0.613	14:50:39.545
7 -	36.290	24.450	1:00.740 (2)	71.59	0.084	14:51:40.285
8 -	36.260	24.396	1:00.656 (1)	71.69		14:52:40.941
9 -	36.205	24.618	1:00.823 (3)	71.49	0.167	14:53:41.764
10 -	36.951	24.502	1:01.453	70.76	0.797	14:54:43.217

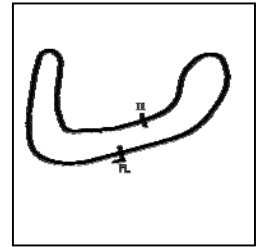
Weather / Track : Cloudy / Dry

Brands Hatch Indy
Circuit Length = 1.2079 miles
Start: 14:44 Flag 14:53 End: 14:55

BMCRC - MRO Championships 2020 - Rnd 1 @ Brands Hatch Indy

ACU Team Green Junior Cup & Senior 300

RACE 9 - SECTOR ANALYSIS



SECTOR 1 = FL to I1, SECTOR 2 = I1 to FL, DIFF = Difference To Personal Best Lap, P = Crossed Finish Line in Pit Lane, D = Time Disallowed

P17 47 J		Joe FARRAGHER		Kawasaki NINJA 400 - J C Utilities Ltd		
IDEAL LAP TIME : 1:01.730		BEST LAP TIME : 1:01.831		DIFFERENCE : 0.101		
LAP	SECTOR 1	SECTOR 2	LAP TIME	MPH	DIFF	TIME OF DAY
1 -		25.988	1:13.693	59.00	11.862	14:45:36.650
2 -	38.543	24.991	1:03.534	68.44	1.703	14:46:40.184
3 -	37.819	24.735	1:02.554	69.51	0.723	14:47:42.738
4 -	37.872	24.737	1:02.609	69.45	0.778	14:48:45.347
5 -	37.635	24.663	1:02.298	69.80	0.467	14:49:47.645
6 -	37.246	24.585	1:01.831 (1)	70.33		14:50:49.476
7 -	37.740	25.369	1:03.109	68.90	1.278	14:51:52.585
8 -	37.358	24.767	1:02.125 (3)	69.99	0.294	14:52:54.710
9 -	37.145	24.967	1:02.112 (2)	70.01	0.281	14:53:56.822
10 -	37.677	25.401	1:03.078	68.94	1.247	14:54:59.900

P18 400 S		Stuart THURTLÉ		Kawasaki NINJA 400 - TeamTortoise		
IDEAL LAP TIME : 1:01.947		BEST LAP TIME : 1:02.100		DIFFERENCE : 0.153		
LAP	SECTOR 1	SECTOR 2	LAP TIME	MPH	DIFF	TIME OF DAY
1 -		24.959	1:11.922	60.46	9.822	14:45:34.879
2 -	37.759	24.828	1:02.587 (3)	69.48	0.487	14:46:37.466
3 -	38.331	24.817	1:03.148	68.86	1.048	14:47:40.614
4 -	38.438	24.650	1:03.088	68.92	0.988	14:48:43.702
5 -	39.116	24.581	1:03.697	68.27	1.597	14:49:47.399
6 -	37.897	24.785	1:02.682	69.37	0.582	14:50:50.081
7 -	37.629	25.204	1:02.833	69.20	0.733	14:51:52.914
8 -	37.751	24.349	1:02.100 (1)	70.02		14:52:55.014
9 -	37.598	24.954	1:02.552 (2)	69.51	0.452	14:53:57.566

P19 70 S		Justin WHITE		Kawasaki NINJA 300 - Just In Graphics		
IDEAL LAP TIME : 1:01.589		BEST LAP TIME : 1:01.779		DIFFERENCE : 0.190		
LAP	SECTOR 1	SECTOR 2	LAP TIME	MPH	DIFF	TIME OF DAY
1 -		25.137	1:14.158	58.63	12.379	14:45:37.115
2 -	37.663	24.556	1:02.219 (2)	69.89	0.440	14:46:39.334
3 -	37.033	24.746	1:01.779 (1)	70.38		14:47:41.113
4 -	37.629	24.854	1:02.483	69.59	0.704	14:48:43.596
5 -	37.605	24.789	1:02.394 (3)	69.69	0.615	14:49:45.990
6 -	37.551	25.155	1:02.706	69.34	0.927	14:50:48.696
7 -	38.098	25.156	1:03.254	68.74	1.475	14:51:51.950
8 -	37.728	24.983	1:02.711	69.34	0.932	14:52:54.661
9 -	37.831	25.212	1:03.043	68.97	1.264	14:53:57.704

P20 99 S		Richard BUCKHAM		Kawasaki NINJA 400 -		
IDEAL LAP TIME : 1:01.578		BEST LAP TIME : 1:02.371		DIFFERENCE : 0.793		
LAP	SECTOR 1	SECTOR 2	LAP TIME	MPH	DIFF	TIME OF DAY
1 -		25.200	1:12.613	59.88	10.242	14:45:35.570
2 -	37.982	25.057	1:03.039	68.98	0.668	14:46:38.609
3 -	38.219	25.065	1:03.284	68.71	0.913	14:47:41.893
4 -	38.023	24.746	1:02.769	69.27	0.398	14:48:44.662
5 -	37.757	24.860	1:02.617 (2)	69.44	0.246	14:49:47.279
6 -	37.918	24.763	1:02.681 (3)	69.37	0.310	14:50:49.960
7 -	37.537	25.486	1:03.023	69.00	0.652	14:51:52.983
8 -	38.393	24.514	1:02.907	69.12	0.536	14:52:55.890
9 -	37.064	25.307	1:02.371 (1)	69.72		14:53:58.261

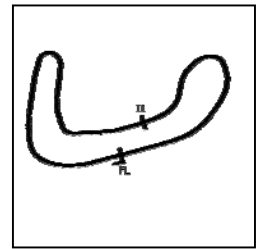
Weather / Track : Cloudy / Dry

Brands Hatch Indy
Circuit Length = 1.2079 miles
Start: 14:44 Flag 14:53 End: 14:55

BMCRC - MRO Championships 2020 - Rnd 1 @ Brands Hatch Indy

ACU Team Green Junior Cup & Senior 300

RACE 9 - SECTOR ANALYSIS



SECTOR 1 = FL to I1, SECTOR 2 = I1 to FL, DIFF = Difference To Personal Best Lap, P = Crossed Finish Line in Pit Lane, D = Time Disallowed

P21 43 S		Colin HALL		Kawasaki NINJA 300 - simply saab		
IDEAL LAP TIME : 1:01.952		BEST LAP TIME : 1:01.952		DIFFERENCE : 0.000		
LAP	SECTOR 1	SECTOR 2	LAP TIME	MPH	DIFF	TIME OF DAY
1 -		25.317	1:11.528	60.79	9.576	14:45:34.485
2 -	37.265	24.687	1:01.952 (1)	70.19		14:46:36.437
3 -	37.349	25.072	1:02.421 (2)	69.66	0.469	14:47:38.858
4 -	37.391	25.652	1:03.043 (3)	68.97	1.091	14:48:41.901
5 -	37.549	25.869	1:03.418	68.57	1.466	14:49:45.319
6 -	37.727	25.401	1:03.128	68.88	1.176	14:50:48.447
7 -	38.532	25.784	1:04.316	67.61	2.364	14:51:52.763
8 -	38.826	26.107	1:04.933	66.97	2.981	14:52:57.696
9 -	38.991	25.560	1:04.551	67.36	2.599	14:54:02.247

P22 34 J		Oliver ARBON		Kawasaki NINJA 300 - tt plumbing and heating		
IDEAL LAP TIME : 1:02.562		BEST LAP TIME : 1:02.633		DIFFERENCE : 0.071		
LAP	SECTOR 1	SECTOR 2	LAP TIME	MPH	DIFF	TIME OF DAY
1 -		25.763	1:15.233	57.80	12.600	14:45:38.190
2 -	37.702	25.644	1:03.346 (3)	68.64	0.713	14:46:41.536
3 -	37.682	25.306	1:02.988 (2)	69.03	0.355	14:47:44.524
4 -	39.005	26.425	1:05.430	66.46	2.797	14:48:49.954
5 -	39.236	25.371	1:04.607	67.30	1.974	14:49:54.561
6 -	38.302	25.205	1:03.507	68.47	0.874	14:50:58.068
7 -	38.281	25.429	1:03.710	68.25	1.077	14:52:01.778
8 -	38.681	25.189	1:03.870	68.08	1.237	14:53:05.648
9 -	37.373	25.260	1:02.633 (1)	69.42		14:54:08.281

P23 39 S		Peter PARAPANOS		Kawasaki NINJA 300 -		
IDEAL LAP TIME : 1:02.653		BEST LAP TIME : 1:02.653		DIFFERENCE : 0.000		
LAP	SECTOR 1	SECTOR 2	LAP TIME	MPH	DIFF	TIME OF DAY
1 -		26.000	1:13.760	58.95	11.107	14:45:36.717
2 -	39.088	25.261	1:04.349	67.57	1.696	14:46:41.066
3 -	38.470	25.730	1:04.200	67.73	1.547	14:47:45.266
4 -	38.822	26.365	1:05.187	66.70	2.534	14:48:50.453
5 -	39.066	25.444	1:04.510	67.40	1.857	14:49:54.963
6 -	38.191	25.544	1:03.735 (3)	68.22	1.082	14:50:58.698
7 -	38.468	25.541	1:04.009	67.93	1.356	14:52:02.707
8 -	37.641	25.012	1:02.653 (1)	69.40		14:53:05.360
9 -	38.053	25.177	1:03.230 (2)	68.77	0.577	14:54:08.590

P24 196 J		Jack KIRSCH		Kawasaki NINJA 400 -		
IDEAL LAP TIME : 1:02.027		BEST LAP TIME : 1:02.544		DIFFERENCE : 0.517		
LAP	SECTOR 1	SECTOR 2	LAP TIME	MPH	DIFF	TIME OF DAY
1 -		25.714	1:14.054	58.72	11.510	14:45:37.011
2 -	38.723	25.550	1:04.273	67.65	1.729	14:46:41.284
3 -	39.456	24.820	1:04.276	67.65	1.732	14:47:45.560
4 -	38.276	26.209	1:04.485	67.43	1.941	14:48:50.045
5 -	39.585	25.466	1:05.051	66.84	2.507	14:49:55.096
6 -	38.278	25.501	1:03.779 (3)	68.18	1.235	14:50:58.875
7 -	38.179	25.030	1:03.209 (2)	68.79	0.665	14:52:02.084
8 -	38.605	25.451	1:04.056	67.88	1.512	14:53:06.140
9 -	37.207	25.337	1:02.544 (1)	69.52		14:54:08.684

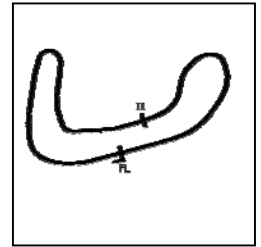
Weather / Track : Cloudy / Dry

Brands Hatch Indy
Circuit Length = 1.2079 miles
Start: 14:44 Flag 14:53 End: 14:55

BMCRC - MRO Championships 2020 - Rnd 1 @ Brands Hatch Indy

ACU Team Green Junior Cup & Senior 300

RACE 9 - SECTOR ANALYSIS



SECTOR 1 = FL to I1, SECTOR 2 = I1 to FL, DIFF = Difference To Personal Best Lap, P = Crossed Finish Line in Pit Lane, D = Time Disallowed

P25 777 P12 Maximus HARDY			Kawasaki NINJA 300 - DAD			
IDEAL LAP TIME : 1:03.842		BEST LAP TIME : 1:03.941		DIFFERENCE : 0.099		
LAP	SECTOR 1	SECTOR 2	LAP TIME	MPH	DIFF	TIME OF DAY
1 -		26.738	1:16.708	56.68	12.767	14:45:39.665
2 -	40.024	26.758	1:06.782	65.11	2.841	14:46:46.447
3 -	39.732	26.378	1:06.110	65.77	2.169	14:47:52.557
4 -	39.329	26.065	1:05.394	66.49	1.453	14:48:57.951
5 -	38.722	25.737	1:04.459	67.46	0.518	14:50:02.410
6 -	38.215	25.726	1:03.941 (1)	68.00		14:51:06.351
7 -	38.371	25.627	1:03.998 (2)	67.94	0.057	14:52:10.349
8 -	38.562	25.947	1:04.509	67.41	0.568	14:53:14.858
9 -	38.585	25.638	1:04.223 (3)	67.71	0.282	14:54:19.081

P26 53 S Michael HARDY			Kawaskai NINJA 300 - me			
IDEAL LAP TIME : 1:04.271		BEST LAP TIME : 1:04.413		DIFFERENCE : 0.142		
LAP	SECTOR 1	SECTOR 2	LAP TIME	MPH	DIFF	TIME OF DAY
1 -		26.998	1:17.898	55.82	13.485	14:45:40.855
2 -	39.212	26.297	1:05.509	66.38	1.096	14:46:46.364
3 -	39.394	25.543	1:04.937	66.96	0.524	14:47:51.301
4 -	39.006	25.889	1:04.895	67.00	0.482	14:48:56.196
5 -	39.128	25.695	1:04.823 (3)	67.08	0.410	14:50:01.019
6 -	38.768	25.645	1:04.413 (1)	67.51		14:51:05.432
7 -	39.822	25.654	1:05.476	66.41	1.063	14:52:10.908
8 -	39.313	25.668	1:04.981	66.92	0.568	14:53:15.889
9 -	38.728	26.050	1:04.778 (2)	67.13	0.365	14:54:20.667

P27 81 P12 Keo WALKER			Kawasaki NINJA 300 - Martin Wight Electrical			
IDEAL LAP TIME : 1:05.064		BEST LAP TIME : 1:05.064		DIFFERENCE : 0.000		
LAP	SECTOR 1	SECTOR 2	LAP TIME	MPH	DIFF	TIME OF DAY
1 -		26.562	1:17.520	56.09	12.456	14:45:40.477
2 -	40.808	26.374	1:07.182	64.72	2.118	14:46:47.659
3 -	40.737	26.447	1:07.184	64.72	2.120	14:47:54.843
4 -	40.398	26.648	1:07.046	64.86	1.982	14:49:01.889
5 -	40.579	26.518	1:07.097	64.81	2.033	14:50:08.986
6 -	40.075	26.038	1:06.113 (3)	65.77	1.049	14:51:15.099
7 -	40.257	26.217	1:06.474	65.41	1.410	14:52:21.573
8 -	39.295	25.769	1:05.064 (1)	66.83		14:53:26.637
9 -	39.390	26.104	1:05.494 (2)	66.39	0.430	14:54:32.131

P28 29 J Ben PLATT			Kawasaki NINJA 400 - adss ltd			
IDEAL LAP TIME : 1:21.450		BEST LAP TIME :		DIFFERENCE :		
LAP	SECTOR 1	SECTOR 2	LAP TIME	MPH	DIFF	TIME OF DAY
1 -		31.331	1:32.171	47.17		14:45:55.128

BMCRC - MRO Championships 2020 - Rnd 1 @ Brands Hatch Indy

ACU Team Green Junior Cup & Senior 300

RACE 9 - BEST SECTORS

SECTOR 1			SECTOR 2			IDEAL / BEST COMPARISON						
POS	NO	NAME	TIME	NO	NAME	TIME	POS	NO	NAME	IDEAL	BEST	DIFF
									PERFECT LAP	55.825		
1	30	BROWN	33.501	3	JONES	22.324	1	30	BROWN	56.023	56.121	0.098
2	113	HARDIE	33.835	113	HARDIE	22.374	2	3	JONES	56.199	56.235	0.036
3	3	JONES	33.875	30	BROWN	22.522	3	113	HARDIE	56.209	56.209	0.000
4	2	THOMAS	34.462	50	McMULLAN	23.079	4	2	THOMAS	57.610	57.819	0.209
5	50	McMULLAN	34.559	2	THOMAS	23.148	5	50	McMULLAN	57.638	57.753	0.115
6	177	HARDY	34.735	24	STOLTON	23.150	6	17	MARCUZZO	57.923	58.364	0.441
7	17	MARCUZZO	34.758	17	MARCUZZO	23.165	7	65	BREESE	58.076	58.268	0.192
8	65	BREESE	34.905	65	BREESE	23.171	8	177	HARDY	58.166	58.261	0.095
9	24	STOLTON	35.057	131	MELLOR	23.376	9	24	STOLTON	58.207	58.229	0.022
10	122	WILSON	35.147	177	HARDY	23.431	10	131	MELLOR	58.559	59.046	0.487
11	131	MELLOR	35.183	14	SMART-WEEDEN	23.572	11	122	WILSON	58.878	59.089	0.211
12	14	SMART-WEEDEN	35.439	40	SPALDING	23.709	12	14	SMART-WEEDEN	59.011	59.259	0.248
13	40	SPALDING	35.861	122	WILSON	23.731	13	40	SPALDING	59.570	59.570	0.000
14	48	SABBARTON	36.205	77	WHITE	23.859	14	66	SMITH	1:00.339	1:00.574	0.235
15	66	SMITH	36.328	66	SMITH	24.011	15	77	WHITE	1:00.520	1:00.638	0.118
16	77	WHITE	36.661	400	THURTL	24.349	16	48	SABBARTON	1:00.601	1:00.656	0.055
17	70	WHITE	37.033	48	SABBARTON	24.396	17	99	BUCKHAM	1:01.578	1:02.371	0.793
18	99	BUCKHAM	37.064	99	BUCKHAM	24.514	18	70	WHITE	1:01.589	1:01.779	0.190
19	47	FARRAGHER	37.145	70	WHITE	24.556	19	47	FARRAGHER	1:01.730	1:01.831	0.101
20	196	KIRSCH	37.207	47	FARRAGHER	24.585	20	400	THURTL	1:01.947	1:02.100	0.153
21	43	HALL	37.265	43	HALL	24.687	21	43	HALL	1:01.952	1:01.952	0.000
22	34	ARBON	37.373	196	KIRSCH	24.820	22	196	KIRSCH	1:02.027	1:02.544	0.517
23	400	THURTL	37.598	39	PARAPANOS	25.012	23	34	ARBON	1:02.562	1:02.633	0.071
24	39	PARAPANOS	37.641	34	ARBON	25.189	24	39	PARAPANOS	1:02.653	1:02.653	0.000
25	777	HARDY	38.215	53	HARDY	25.543	25	777	HARDY	1:03.842	1:03.941	0.099
26	53	HARDY	38.728	777	HARDY	25.627	26	53	HARDY	1:04.271	1:04.413	0.142
27	81	WALKER	39.295	81	WALKER	25.769	27	81	WALKER	1:05.064	1:05.064	0.000
28	29	PLATT	50.119	29	PLATT	31.331	28	29	PLATT	1:21.450		

Weather / Track : Cloudy / Dry

Results can be found at www.tsl-timing.com

Brands Hatch Indy
 Circuit Length = 1.2079 miles
 Start: 14:44 Flag 14:53 End: 14:55

Printed - 14:56 Saturday, 07 March 2020

BMCRC - MRO Championships 2020 - Rnd 1 @ Brands Hatch Indy

ACU Team Green Junior Cup & Senior 300

RACE 9 - STATISTICS

Competitors Started 28
Planned Start 2020-03-07 @ 14:50:00.000
Actual Start 2020-03-07 @ 14:44:22.956
Finish Time 2020-03-07 @ 14:53:57.565
Track Length 1.2079mi.
Total Laps 261
Total Distance Covered 315.2738mi.

Session Fastest Lap History

NO	CL	NAME	LAP TIME	TIME OF DAY	LAP	VEHICLE
3	J	Lewis JONES	57.823	14:46:23.975	2	Kawasaki NINJA 300
3	J	Lewis JONES	57.392	14:47:21.368	3	Kawasaki NINJA 300
113	J	Mikey HARDIE	56.751	14:47:23.241	3	Kawasaki NINJA 400
3	J	Lewis JONES	56.404	14:50:12.068	6	Kawasaki NINJA 300
113	J	Mikey HARDIE	56.209	14:50:13.072	6	Kawasaki NINJA 400
30	J	Cameron BROWN	56.121	14:54:01.545	10	Kawaski NINJA 300

Session Leader History

NO	CL	NAME	FROM LAP	LAPS LED	DISTANCE	VEHICLE
3	J	Lewis JONES	1	10	12.07 miles	Kawasaki NINJA 300

Flag History

TYPE	TIME OF DAY
GREEN	14:44:22.956
FINISH	14:53:57.565

Flag Statistics

TYPE	COUNT	TOTAL LAPS	TOTAL TIME
Green	1	10	10:44.833
Red	0	0	0.000
Safety Car	0	0	0.000
FCY	0	0	0.000

BMCRC - MRO Championships 2020 - Rnd 1 @ Brands Hatch Indy

ACU Team Green Junior Cup & Senior 300

RACE 9 - STATISTICS

CLASS : J

12 Starters

Fastest Lap History

NO	NAME	LAP TIME	TIME OF DAY	LAP	VEHICLE
3	Lewis JONES	57.823	14:46:23.975	2	Kawasaki NINJA 300
3	Lewis JONES	57.392	14:47:21.368	3	Kawasaki NINJA 300
113	Mikey HARDIE	56.751	14:47:23.241	3	Kawasaki NINJA 400
3	Lewis JONES	56.404	14:50:12.068	6	Kawasaki NINJA 300
113	Mikey HARDIE	56.209	14:50:13.072	6	Kawasaki NINJA 400
30	Cameron BROWN	56.121	14:54:01.545	10	Kawaski NINJA 300

Leader History

NO	NAME	FROM LAP	LAPS LED	DISTANCE	VEHICLE
3	Lewis JONES	1	10	12.07 miles	Kawasaki NINJA 300

Weather / Track : Cloudy / Dry

Results can be found at www.tsl-timing.com

Page 2 of 4

Brands Hatch Indy
Circuit Length = 1.2079 miles
Start: 14:44 Flag 14:53 End: 14:55

Printed - 14:56 Saturday, 07 March 2020

BMCRC - MRO Championships 2020 - Rnd 1 @ Brands Hatch Indy

ACU Team Green Junior Cup & Senior 300

RACE 9 - STATISTICS

CLASS : S

14 Starters

Fastest Lap History

NO	NAME	LAP TIME	TIME OF DAY	LAP	VEHICLE
2	Joe THOMAS	59.266	14:46:27.204	2	Kawasaki NINJA 400
65	Konrad BREESE	59.067	14:46:29.650	2	Kawasaki NINJA 300
2	Joe THOMAS	58.876	14:47:26.080	3	Kawasaki NINJA 400
65	Konrad BREESE	58.329	14:47:27.979	3	Kawasaki NINJA 300
24	Darren STOLTON	58.229	14:49:26.186	5	Kawasaki NINJA 300
2	Joe THOMAS	58.067	14:50:22.726	6	Kawasaki NINJA 400
2	Joe THOMAS	57.819	14:52:18.686	8	Kawasaki NINJA 400

Leader History

NO	NAME	FROM LAP	LAPS LED	DISTANCE	VEHICLE
2	Joe THOMAS	1	10	12.07 miles	Kawasaki NINJA 400

BMCRC - MRO Championships 2020 - Rnd 1 @ Brands Hatch Indy

ACU Team Green Junior Cup & Senior 300

RACE 9 - STATISTICS

CLASS : P12

2 Starters

Fastest Lap History

NO	NAME	LAP TIME	TIME OF DAY	LAP	VEHICLE
777	Maximus HARDY	1:06.782	14:46:46.451	2	Kawasaki NINJA 300
777	Maximus HARDY	1:06.110	14:47:52.573	3	Kawasaki NINJA 300
777	Maximus HARDY	1:05.394	14:48:57.972	4	Kawasaki NINJA 300
777	Maximus HARDY	1:04.459	14:50:02.426	5	Kawasaki NINJA 300
777	Maximus HARDY	1:03.941	14:51:06.371	6	Kawasaki NINJA 300

Leader History

NO	NAME	FROM LAP	LAPS LED	DISTANCE	VEHICLE
777	Maximus HARDY	1	9	10.87 miles	Kawasaki NINJA 300

ROW 11	33		32		31	130 Owen MELLOR
ROW 10	30	13 Sam SPALDING	29	96 Giovanni BELIOSSI	28	29 Ben PLATT
ROW 9		1:05.064	27	81 Keo WALKER	26	1:04.413 53 Michael HARDY
					25	1:03.941 777 Maximus HARDY
ROW 8	24	1:02.653 39 Peter PARAPANOS	23	1:02.633 34 Oliver ARBON	22	1:02.544 196 Jack KIRSCH
ROW 7		1:02.371	21	99 Richard BUCKHAM	20	1:02.100 400 Stuart THURTL
					19	1:01.952 43 Colin HALL
ROW 6	18	1:01.831 47 Joe FARRAGHER	17	1:01.779 70 Justin WHITE	16	1:00.656 48 Kevin SABBARTON
ROW 5		1:00.638	15	77 Joe WHITE	14	1:00.574 66 Mark SMITH
					13	59.570 40 Tom SPALDING
ROW 4	12	59.259 14 Finn SMART-WEEDEN	11	59.089 122 Paul WILSON	10	59.046 131 Dylan MELLOR
ROW 3		58.364	9	17 Charlotte MARCUZZO	8	58.268 65 Konrad BREESE
					7	58.261 177 Mark HARDY
ROW 2	6	58.229 24 Darren STOLTON	5	57.819 2 Joe THOMAS	4	57.753 50 Fred McMULLAN
ROW 1		56.235	3	3 Lewis JONES	2	56.209 113 Mikey HARDIE
					1	56.121 30 Cameron BROWN
						Pole

Brands Hatch Indy
Circuit Length = 1.2079 miles

These results are provisional until the conclusion of any judicial and technical matters.

Clerk Of Course :	Steward :	Timekeeper :
-------------------	-----------	--------------

Results can be found at www.tsl-timing.com

Printed - 14:58 Saturday, 07 March 2020



ACU Team Green Junior Cup & Senior 300

RACE 19 - CLASSIFICATION



POS	NO	CL	PIC NAME	ENTRY	LAPS	TIME	GAP	DIFF	MPH	BEST	ON
1	3	J	1 Lewis JONES	Kawasaki NINJA 300 - 151 s	10	9:35.587			75.55	56.441	4
2	2	S	1 Joe THOMAS	Kawasaki NINJA 400 - 3D Racing	10	9:42.114	6.527	6.527	74.70	57.203	8
3	30	J	2 Cameron BROWN	Kawasaki NINJA 300 - 3D Racing	10	9:43.278	7.691	1.164	74.55	56.864	8
4	113	J	3 Mikey HARDIE	Kawasaki NINJA 400 - 113 Events Ltd	10	9:49.325	13.738	6.047	73.78	57.137	10
5	50	J	4 Fred McMULLAN	Kawasaki NINJA - Orwells motorcycles Ipswich	10	9:50.438	14.851	1.113	73.65	57.421	8
6	65	S	2 Konrad BREESE	Kawasaki NINJA 300 - STIHL Racing	10	9:54.468	18.881	4.030	73.15	58.323	7
7	17	J	5 Charlotte MARCUZZO	Kawasaki NINJA 300 -	10	10:00.769	25.182	6.301	72.38	58.542	8
8	177	S	3 Mark HARDY	Kawasaki NINJA 300 - me	10	10:01.441	25.854	0.672	72.30	58.954	7
9	131	J	6 Dylan MELLOR	Kawasaki NINJA 300 -	10	10:10.027	34.440	8.586	71.28	58.532	8
10	40	S	4 Tom SPALDING	Kawasaki NINJA 300 - Orion Mis Ltd	10	10:10.646	35.059	0.619	71.21	59.303	10
11	24	S	5 Darren STOLTON	Kawasaki NINJA 300 -	10	10:11.753	36.166	1.107	71.08	59.876	10
12	122	S	6 Paul WILSON	Kawasaki NINJA 300 -	10	10:16.570	40.983	4.817	70.52	59.833	2
13	43	S	7 Colin HALL	Kawasaki NINJA 300 - simply saab	10	10:17.513	41.926	0.943	70.42	59.381	10
14	48	S	8 Kevin SABBARTON	Kawasaki NINJA 300 - Karen Castle Opticians	10	10:21.699	46.112	4.186	69.94	1:00.565	8
15	66	S	9 Mark SMITH	Kawasaki NINJA 300 - MHP EXHAUST S	10	10:22.025	46.438	0.326	69.91	1:00.576	10
16	47	J	7 Joe FARRAGHER	Kawasaki NINJA 400 - J C Utilities Ltd	10	10:26.770	51.183	4.745	69.38	1:00.642	9
17	196	J	8 Jack KIRSCH	Kawasaki NINJA 400 -	10	10:32.995	57.408	6.225	68.69	1:00.948	8
18	77	J	9 Joe WHITE	Kawasaki NINJA 300 - Just In Graphics / MZ Contra	9	9:40.108	1 Lap	1 Lap	67.46	1:02.093	5
19	34	J	10 Oliver ARBON	Kawasaki NINJA 300 - tt plumbing and heating	9	9:40.271	1 Lap	0.163	67.44	1:02.722	3
20	70	S	10 Justin WHITE	Kawasaki NINJA 300 - Just In Graphics	9	9:40.805	1 Lap	0.534	67.38	1:02.260	3
21	400	S	11 Stuart THURTLIE	Kawasaki NINJA 400 - TeamTortoise	9	9:44.105	1 Lap	3.300	67.00	1:02.824	9
22	99	S	12 Richard BUCKHAM	Kawasaki NINJA 400 -	9	9:44.898	1 Lap	0.793	66.91	1:02.570	9
23	53	S	13 Michael HARDY	Kawaskai NINJA 300 - me	9	9:51.650	1 Lap	6.752	66.14	1:03.753	6
24	777	P12	1 Maximus HARDY	Kawasaki NINJA 300 - DAD	9	9:54.164	1 Lap	2.514	65.86	1:03.771	8
25	81	P12	2 Keo WALKER	Kawasaki NINJA 300 - Martin Wight Electrical	9	10:02.821	1 Lap	8.657	64.92	1:03.357	7
26	96	S	14 Giovanni BELIOSSI	Kawasaki NINJA 300 - ASR Accident Storage Reco	9	10:09.591	1 Lap	6.770	64.20	1:05.936	8
27	29	J	11 Ben PLATT	Kawasaki NINJA 400 - adsss ltd	8	10:16.333	2 Laps	1 Lap	56.44	1:12.669	3

NOT CLASSIFIED

DNF	14	J	Finn SMART-WEEDEN	Kawasaki NINJA 300 - Mum and Dad	6	6:11.095	4 Laps	2 Laps	70.30	59.643	2
DNF	39	S	Peter PARAPANOS	Kawasaki NINJA 300 -	4	4:30.910	6 Laps	2 Laps	64.20	1:04.951	3

FASTEST LAP

3	J	Lewis JONES	Kawasaki NINJA 300 - 151 s	4	56.441	77.04 mph	123.99 kph
2	S	Joe THOMAS	Kawasaki NINJA 400 - 3D Racing	8	57.203	76.02 mph	122.34 kph
81	P12	Keo WALKER	Kawasaki NINJA 300 - Martin Wight Electrical	7	1:03.357	68.63 mph	110.45 kph

Class J - 92.5% of Race Speed = 69.88 mph
 Class S - 92.5% of Race Speed = 69.09 mph
 Class P12 - 92.5% of Race Speed = 60.92 mph

Brands Hatch Indy
 Circuit Length = 1.2079 miles
 Start: 17:24 Flag 17:34 End: 17:35

Weather / Track : Cloudy / Dry
 These results are provisional until the conclusion of any judicial and technical matters.

Clerk Of Course :	Steward :	Timekeeper :
-------------------	-----------	--------------



BMCRC - MRO Championships 2020 - Rnd 1 @ Brands Hatch Indy

ACU Team Green Junior Cup & Senior 300

RACE 19 - LAP CHART

LAP 1 @ 17:25:40.815			LAP 3 @ 17:27:35.204			LAP 5 @ 17:29:28.151			LAP 8 @ 17:32:18.892			LAP 10 @ 17:34:13.842		
NO	BEHIND	LAP TIME	NO	BEHIND	LAP TIME	NO	BEHIND	LAP TIME	NO	BEHIND	LAP TIME	NO	BEHIND	LAP TIME
3		1:02.560	3		56.909	3		56.506	2		61.72	81		1 Lap 1:05.426
2	1.644	1:04.204	2	2.679	57.805	2	4.798	57.591	81	1 Lap	1:04.832	177	23.209	59.577
30	1.667	1:04.227	30	2.963	57.630	30	5.879	57.183	30	6.694	57.000	17	23.518	59.941
65	3.275	1:05.835	50	6.103	58.150	50	10.630	58.780	96	1 Lap	1:06.961	29	2 Laps	1:13.957
50	3.960	1:06.520	65	7.356	59.444	113	10.719	57.630	50	12.993	58.036	96	1 Lap	1:05.936
24	4.015	1:06.575	113	8.795	57.916	65	12.005	58.513	113	13.097	57.920	131	33.055	59.845
177	4.875	1:07.435	177	9.115	59.413	177	14.731	59.385	65	15.418	58.323	40	33.257	1:00.258
17	4.926	1:07.486	17	9.130	59.457	17	14.980	59.296	177	19.338	58.954	24	33.791	1:00.861
122	5.071	1:07.631	24	10.155	1:00.578	24	19.251	1:01.185	17	19.762	59.132	122	37.122	1:01.502
14	5.369	1:07.929	14	11.161	1:00.538	14	19.292	1:00.540	24	26.635	1:00.519	43	40.046	59.750
40	5.885	1:08.445	122	11.632	1:01.117	40	19.507	59.759	40	26.921	1:00.585	48	42.653	1:00.965
66	6.943	1:09.503	40	11.687	1:00.573	122	20.240	1:00.583	131	29.405	59.146	66	43.363	1:00.825
113	7.247	1:09.807	66	15.493	1:01.405	131	24.472	59.741	122	29.551	1:01.482	47	47.955	1:00.642
48	7.292	1:09.852	48	15.898	1:01.240	66	26.120	1:01.808	66	35.529	1:01.867	196	53.574	1:02.455
43	8.430	1:10.990	43	16.585	1:00.769	48	26.338	1:01.488	43	35.628	1:01.528			
47	9.058	1:11.618	131	16.619	59.346	43	26.597	1:01.064	48	35.850	1:02.018			
131	10.756	1:13.316	47	19.883	1:02.213	29	1 Lap	1:15.900	47	41.068	1:01.521			
39	10.886	1:13.446	196	23.534	1:02.025	47	30.781	1:01.956	196	44.898	1:01.208			
400	11.336	1:13.896	34	24.340	1:02.722	196	33.863	1:01.540	77	50.449	1:02.526			
34	11.526	1:14.086	70	24.727	1:02.260	34	37.486	1:02.738	34	50.932	1:03.307			
196	11.970	1:14.530	77	26.111	1:02.986	77	37.773	1:02.093	70	51.484	1:02.801			
777	12.690	1:15.250	400	26.782	1:04.294	70	37.801	1:02.828	400	55.083	1:04.312			
70	12.725	1:15.285	39	27.115	1:04.951	400	40.535	1:03.481	99	56.198	1:03.606			
53	13.094	1:15.654	99	27.763	1:03.914	99	43.235	1:03.185						
77	13.603	1:16.163	53	28.741	1:03.797	53	45.978	1:04.249						
99	14.519	1:17.079	777	29.778	1:05.811	777	47.622	1:05.654						
96	15.230	1:17.790	96	33.345	1:06.365	96	53.849	1:06.663						
81	16.628	1:19.188	81	37.025	1:07.639	81	55.033	1:04.775						
29	33.930	1:36.490												

LAP 2 @ 17:26:38.295			LAP 4 @ 17:28:31.645			LAP 6 @ 17:30:24.755			LAP 9 @ 17:33:16.341		
NO	BEHIND	LAP TIME	NO	BEHIND	LAP TIME	NO	BEHIND	LAP TIME	NO	BEHIND	LAP TIME
3		57.480	3		56.441	3		56.604	3		57.449
2	1.783	57.619	2	3.713	57.475	2	5.717	57.523	400	1 Lap	1:02.839
30	2.242	58.055	30	5.202	58.680	30	6.553	57.278	99	1 Lap	1:02.771
65	4.821	59.026	50	8.356	58.694	50	11.816	57.790	2	6.213	57.565
50	4.862	58.382	29	1 Lap	1:12.669	113	12.036	57.921	30	6.568	57.737
24	6.486	59.951	113	9.595	57.241	65	13.954	58.553	53	1 Lap	1:04.329
17	6.582	59.136	65	9.998	59.083	177	17.243	59.116	777	1 Lap	1:03.771
177	6.611	59.216	177	11.852	59.178	17	17.489	59.113	113	14.102	58.484
122	7.424	59.833	17	12.190	59.501	24	22.975	1:00.328	50	14.203	58.516
14	7.532	59.643	24	14.572	1:00.858	40	23.195	1:00.292	65	18.001	58.861
113	7.788	58.021	14	15.258	1:00.538	14	24.595	1:01.907			
40	8.023	59.618	122	16.163	1:00.972	122	24.928	1:01.292			
66	10.997	1:01.534	40	16.254	1:01.008	131	27.118	59.250			
48	11.567	1:01.755	66	20.818	1:01.766	66	30.521	1:01.005			
43	12.725	1:01.775	131	21.237	1:01.059	48	30.691	1:00.957			
131	14.182	1:00.906	48	21.356	1:01.899	43	30.959	1:00.966			
47	14.579	1:03.001	43	22.039	1:01.895	47	36.406	1:02.229			
196	18.418	1:03.928	47	25.331	1:01.889	196	40.549	1:03.290			
34	18.527	1:04.481	196	28.829	1:01.736	34	44.484	1:03.602			
39	19.073	1:05.667	34	31.254	1:03.355	77	44.782	1:03.613			
70	19.376	1:04.131	70	31.479	1:03.193	70	45.542	1:04.345			
400	19.397	1:05.541	77	32.186	1:02.516	29	1 Lap	1:14.766			
77	20.034	1:03.911	400	33.560	1:03.219	400	47.630	1:03.699			
99	20.758	1:03.719	99	36.556	1:05.234	99	49.451	1:02.820			
777	20.876	1:05.666	39	37.520	1:06.846	53	53.127	1:03.753			
53	21.853	1:06.239	53	38.235	1:05.935	777	55.260	1:04.242			
96	23.889	1:06.139	777	38.474	1:05.137						
81	26.295	1:07.147	96	43.692	1:06.788						
29	49.604	1:13.154	81	46.764	1:06.180						

LAP 7 @ 17:31:21.614		
NO	BEHIND	LAP TIME
3		56.859

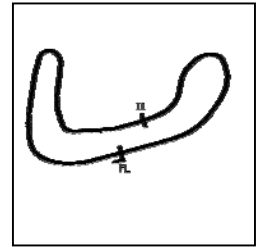
Brands Hatch Indy
 Circuit Length = 1.2079 miles
 Start: 17:24 Flag 17:34 End: 17:35

Weather / Track : Cloudy / Dry

BMCRC - MRO Championships 2020 - Rnd 1 @ Brands Hatch Indy

ACU Team Green Junior Cup & Senior 300

RACE 19 - SECTOR ANALYSIS



SECTOR 1 = FL to I1, SECTOR 2 = I1 to FL, DIFF = Difference To Personal Best Lap, P = Crossed Finish Line in Pit Lane, D = Time Disallowed

P1		3 J		Lewis JONES		Kawasaki NINJA 300 - 151 s	
IDEAL LAP TIME : 56.213		BEST LAP TIME : 56.441		DIFFERENCE : 0.228			
LAP	SECTOR 1	SECTOR 2	LAP TIME	MPH	DIFF	TIME OF DAY	
1 -		22.653	1:02.560	69.51	6.119	17:25:40.815	
2 -	34.609	22.871	57.480	75.65	1.039	17:26:38.295	
3 -	34.104	22.805	56.909	76.41	0.468	17:27:35.204	
4 -	33.862	22.579	56.441 (1)	77.04		17:28:31.645	
5 -	34.022	22.484	56.506 (2)	76.95	0.065	17:29:28.151	
6 -	34.190	22.414	56.604 (3)	76.82	0.163	17:30:24.755	
7 -	34.358	22.501	56.859	76.48	0.418	17:31:21.614	
8 -	34.927	22.351	57.278	75.92	0.837	17:32:18.892	
9 -	34.948	22.501	57.449	75.69	1.008	17:33:16.341	
10 -	34.507	22.994	57.501	75.62	1.060	17:34:13.842	

P2		2 S		Joe THOMAS		Kawasaki NINJA 400 - 3D Racing	
IDEAL LAP TIME : 56.836		BEST LAP TIME : 57.203		DIFFERENCE : 0.367			
LAP	SECTOR 1	SECTOR 2	LAP TIME	MPH	DIFF	TIME OF DAY	
1 -		23.330	1:04.204	67.73	7.001	17:25:42.459	
2 -	34.618	23.001	57.619	75.47	0.416	17:26:40.078	
3 -	34.718	23.087	57.805	75.22	0.602	17:27:37.883	
4 -	34.435	23.040	57.475 (3)	75.66	0.272	17:28:35.358	
5 -	34.580	23.011	57.591	75.50	0.388	17:29:32.949	
6 -	34.585	22.938	57.523	75.59	0.320	17:30:30.472	
7 -	34.269	23.045	57.314 (2)	75.87	0.111	17:31:27.786	
8 -	33.940	23.263	57.203 (1)	76.02		17:32:24.989	
9 -	34.669	22.896	57.565	75.54	0.362	17:33:22.554	
10 -	34.781	23.034	57.815	75.21	0.612	17:34:20.369	

P3		30 J		Cameron BROWN		Kawasaki NINJA 300 - 3D Racing	
IDEAL LAP TIME : 56.592		BEST LAP TIME : 56.864		DIFFERENCE : 0.272			
LAP	SECTOR 1	SECTOR 2	LAP TIME	MPH	DIFF	TIME OF DAY	
1 -		23.438	1:04.227	67.70	7.363	17:25:42.482	
2 -	34.877	23.178	58.055	74.90	1.191	17:26:40.537	
3 -	34.680	22.950	57.630	75.45	0.766	17:27:38.167	
4 -	34.623	24.057	58.680	74.10	1.816	17:28:36.847	
5 -	34.213	22.970	57.183 (3)	76.04	0.319	17:29:34.030	
6 -	34.330	22.948	57.278	75.92	0.414	17:30:31.308	
7 -	34.152	22.848	57.000 (2)	76.29	0.136	17:31:28.308	
8 -	33.955	22.909	56.864 (1)	76.47		17:32:25.172	
9 -	35.100	22.637	57.737	75.31	0.873	17:33:22.909	
10 -	34.954	23.670	58.624	74.17	1.760	17:34:21.533	

P4		113 J		Mikey HARDIE		Kawasaki NINJA 400 - 113 Events Ltd	
IDEAL LAP TIME : 56.846		BEST LAP TIME : 57.137		DIFFERENCE : 0.291			
LAP	SECTOR 1	SECTOR 2	LAP TIME	MPH	DIFF	TIME OF DAY	
1 -		23.698	1:09.807	62.29	12.670	17:25:48.062	
2 -	35.264	22.757	58.021	74.94	0.884	17:26:46.083	
3 -	35.022	22.894	57.916	75.08	0.779	17:27:43.999	
4 -	34.163	23.078	57.241 (2)	75.97	0.104	17:28:41.240	
5 -	34.432	23.198	57.630	75.45	0.493	17:29:38.870	
6 -	34.720	23.201	57.921	75.07	0.784	17:30:36.791	
7 -	34.598	23.322	57.920	75.07	0.783	17:31:34.711	
8 -	34.565	22.683	57.248 (3)	75.96	0.111	17:32:31.959	
9 -	35.340	23.144	58.484	74.35	1.347	17:33:30.443	
10 -	34.258	22.879	57.137 (1)	76.10		17:34:27.580	

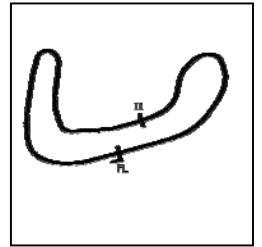
Weather / Track : Cloudy / Dry

Brands Hatch Indy
Circuit Length = 1.2079 miles
Start: 17:24 Flag 17:34 End: 17:35

BMCRC - MRO Championships 2020 - Rnd 1 @ Brands Hatch Indy

ACU Team Green Junior Cup & Senior 300

RACE 19 - SECTOR ANALYSIS



SECTOR 1 = FL to I1, SECTOR 2 = I1 to FL, DIFF = Difference To Personal Best Lap, P = Crossed Finish Line in Pit Lane, D = Time Disallowed

P5 50 J Fred McMULLAN		Kawasaki NINJA - Orwells motorcycles Ipswich				
IDEAL LAP TIME : 57.289		BEST LAP TIME : 57.421		DIFFERENCE : 0.132		
LAP	SECTOR 1	SECTOR 2	LAP TIME	MPH	DIFF	TIME OF DAY
1 -		23.495	1:06.520	65.37	9.099	17:25:44.775
2 -	35.060	23.322	58.382	74.48	0.961	17:26:43.157
3 -	34.752	23.398	58.150	74.78	0.729	17:27:41.307
4 -	35.343	23.351	58.694	74.08	1.273	17:28:40.001
5 -	35.352	23.428	58.780	73.98	1.359	17:29:38.781
6 -	34.642	23.148	57.790 (2)	75.24	0.369	17:30:36.571
7 -	34.584	23.452	58.036 (3)	74.92	0.615	17:31:34.607
8 -	34.451	22.970	57.421 (1)	75.73		17:32:32.028
9 -	35.678	22.838	58.516	74.31	1.095	17:33:30.544
10 -	34.970	23.179	58.149	74.78	0.728	17:34:28.693

P6 65 S Konrad BREESE		Kawasaki NINJA 300 - STIHL Racing				
IDEAL LAP TIME : 58.281		BEST LAP TIME : 58.323		DIFFERENCE : 0.042		
LAP	SECTOR 1	SECTOR 2	LAP TIME	MPH	DIFF	TIME OF DAY
1 -		23.839	1:05.835	66.05	7.512	17:25:44.090
2 -	35.429	23.597	59.026	73.67	0.703	17:26:43.116
3 -	35.900	23.544	59.444	73.15	1.121	17:27:42.560
4 -	35.446	23.637	59.083	73.60	0.760	17:28:41.643
5 -	35.128	23.385	58.513	74.31	0.190	17:29:40.156
6 -	35.203	23.350	58.553	74.26	0.230	17:30:38.709
7 -	35.056	23.267	58.323 (1)	74.56		17:31:37.032
8 -	35.206	23.243	58.449 (3)	74.39	0.126	17:32:35.481
9 -	35.452	23.409	58.861	73.87	0.538	17:33:34.342
10 -	35.038	23.343	58.381 (2)	74.48	0.058	17:34:32.723

P7 17 J Charlotte MARCUZZO		Kawasaki NINJA 300 -				
IDEAL LAP TIME : 58.502		BEST LAP TIME : 58.542		DIFFERENCE : 0.040		
LAP	SECTOR 1	SECTOR 2	LAP TIME	MPH	DIFF	TIME OF DAY
1 -		23.975	1:07.486	64.43	8.944	17:25:45.741
2 -	35.900	23.236	59.136	73.53	0.594	17:26:44.877
3 -	35.551	23.906	59.457	73.13	0.915	17:27:44.334
4 -	35.820	23.681	59.501	73.08	0.959	17:28:43.835
5 -	35.741	23.555	59.296	73.33	0.754	17:29:43.131
6 -	35.493	23.620	59.113 (2)	73.56	0.571	17:30:42.244
7 -	35.341	23.791	59.132 (3)	73.54	0.590	17:31:41.376
8 -	35.266	23.276	58.542 (1)	74.28		17:32:39.918
9 -	35.949	23.992	59.941	72.54	1.399	17:33:39.859
10 -	35.470	23.695	59.165	73.49	0.623	17:34:39.024

P8 177 S Mark HARDY		Kawasaki NINJA 300 - me				
IDEAL LAP TIME : 58.859		BEST LAP TIME : 58.954		DIFFERENCE : 0.095		
LAP	SECTOR 1	SECTOR 2	LAP TIME	MPH	DIFF	TIME OF DAY
1 -		24.273	1:07.435	64.48	8.481	17:25:45.690
2 -	35.538	23.678	59.216	73.43	0.262	17:26:44.906
3 -	35.453	23.960	59.413	73.19	0.459	17:27:44.319
4 -	35.394	23.784	59.178	73.48	0.224	17:28:43.497
5 -	35.685	23.700	59.385	73.22	0.431	17:29:42.882
6 -	35.501	23.615	59.116 (3)	73.56	0.162	17:30:41.998
7 -	35.262	23.692	58.954 (1)	73.76		17:31:40.952
8 -	35.244	23.777	59.021 (2)	73.67	0.067	17:32:39.973
9 -	35.503	24.074	59.577	72.99	0.623	17:33:39.550
10 -	35.786	24.360	1:00.146	72.30	1.192	17:34:39.696

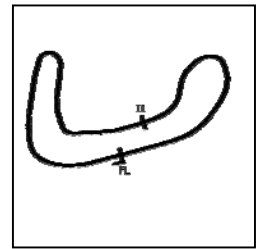
Weather / Track : Cloudy / Dry

Brands Hatch Indy
Circuit Length = 1.2079 miles
Start: 17:24 Flag 17:34 End: 17:35

BMCRC - MRO Championships 2020 - Rnd 1 @ Brands Hatch Indy

ACU Team Green Junior Cup & Senior 300

RACE 19 - SECTOR ANALYSIS



SECTOR 1 = FL to I1, SECTOR 2 = I1 to FL, DIFF = Difference To Personal Best Lap, P = Crossed Finish Line in Pit Lane, D = Time Disallowed

P9 131 J		Dylan MELLOR		Kawasaki NINJA 300 -		
IDEAL LAP TIME : 58.532		BEST LAP TIME : 58.532		DIFFERENCE : 0.000		
LAP	SECTOR 1	SECTOR 2	LAP TIME	MPH	DIFF	TIME OF DAY
1 -		25.042	1:13.316	59.31	14.784	17:25:51.571
2 -	36.636	24.270	1:00.906	71.39	2.374	17:26:52.477
3 -	35.591	23.755	59.346	73.27	0.814	17:27:51.823
4 -	36.633	24.426	1:01.059	71.21	2.527	17:28:52.882
5 -	35.509	24.232	59.741	72.79	1.209	17:29:52.623
6 -	35.433	23.817	59.250	73.39	0.718	17:30:51.873
7 -	35.591	23.555	59.146 (3)	73.52	0.614	17:31:51.019
8 -	35.229	23.303	58.532 (1)	74.29		17:32:49.551
9 -	36.449	23.396	59.845	72.66	1.313	17:33:49.396
10 -	35.577	23.309	58.886 (2)	73.84	0.354	17:34:48.282

P10 40 S		Tom SPALDING		Kawasaki NINJA 300 - Orion Mis Ltd		
IDEAL LAP TIME : 59.054		BEST LAP TIME : 59.303		DIFFERENCE : 0.249		
LAP	SECTOR 1	SECTOR 2	LAP TIME	MPH	DIFF	TIME OF DAY
1 -		23.803	1:08.445	63.53	9.142	17:25:46.700
2 -	35.966	23.652	59.618 (2)	72.94	0.315	17:26:46.318
3 -	36.319	24.254	1:00.573	71.79	1.270	17:27:46.891
4 -	36.465	24.543	1:01.008	71.27	1.705	17:28:47.899
5 -	36.194	23.565	59.759 (3)	72.76	0.456	17:29:47.658
6 -	36.607	23.685	1:00.292	72.12	0.989	17:30:47.950
7 -	36.323	24.262	1:00.585	71.77	1.282	17:31:48.535
8 -	37.229	23.576	1:00.805	71.51	1.502	17:32:49.340
9 -	36.225	24.033	1:00.258	72.16	0.955	17:33:49.598
10 -	35.489	23.814	59.303 (1)	73.32		17:34:48.901

P11 24 S		Darren STOLTON		Kawasaki NINJA 300 -		
IDEAL LAP TIME : 59.461		BEST LAP TIME : 59.876		DIFFERENCE : 0.415		
LAP	SECTOR 1	SECTOR 2	LAP TIME	MPH	DIFF	TIME OF DAY
1 -		23.893	1:06.575	65.31	6.699	17:25:44.830
2 -	35.969	23.982	59.951 (2)	72.53	0.075	17:26:44.781
3 -	36.961	23.617	1:00.578	71.78	0.702	17:27:45.359
4 -	36.656	24.202	1:00.858	71.45	0.982	17:28:46.217
5 -	36.964	24.221	1:01.185	71.07	1.309	17:29:47.402
6 -	36.382	23.946	1:00.328 (3)	72.08	0.452	17:30:47.730
7 -	36.363	24.156	1:00.519	71.85	0.643	17:31:48.249
8 -	37.098	23.924	1:01.022	71.26	1.146	17:32:49.271
9 -	36.899	23.962	1:00.861	71.45	0.985	17:33:50.132
10 -	35.844	24.032	59.876 (1)	72.62		17:34:50.008

P12 122 S		Paul WILSON		Kawasaki NINJA 300 -		
IDEAL LAP TIME : 59.833		BEST LAP TIME : 59.833		DIFFERENCE : 0.000		
LAP	SECTOR 1	SECTOR 2	LAP TIME	MPH	DIFF	TIME OF DAY
1 -		24.549	1:07.631	64.29	7.798	17:25:45.886
2 -	36.135	23.698	59.833 (1)	72.67		17:26:45.719
3 -	36.733	24.384	1:01.117	71.15	1.284	17:27:46.836
4 -	36.482	24.490	1:00.972	71.32	1.139	17:28:47.808
5 -	36.488	24.095	1:00.583 (2)	71.77	0.750	17:29:48.391
6 -	36.892	24.400	1:01.292	70.94	1.459	17:30:49.683
7 -	37.111	24.371	1:01.482	70.72	1.649	17:31:51.165
8 -	36.461	24.335	1:00.796 (3)	71.52	0.963	17:32:51.961
9 -	37.020	24.482	1:01.502	70.70	1.669	17:33:53.463
10 -	36.990	24.372	1:01.362	70.86	1.529	17:34:54.825

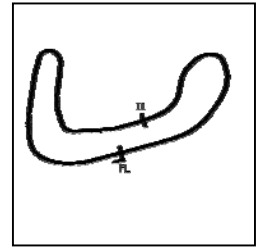
Weather / Track : Cloudy / Dry

Brands Hatch Indy
Circuit Length = 1.2079 miles
Start: 17:24 Flag 17:34 End: 17:35

BMCRC - MRO Championships 2020 - Rnd 1 @ Brands Hatch Indy

ACU Team Green Junior Cup & Senior 300

RACE 19 - SECTOR ANALYSIS



SECTOR 1 = FL to I1, SECTOR 2 = I1 to FL, DIFF = Difference To Personal Best Lap, P = Crossed Finish Line in Pit Lane, D = Time Disallowed

P13 43 S Colin HALL			Kawasaki NINJA 300 - simply saab			
IDEAL LAP TIME : 59.379		BEST LAP TIME : 59.381	DIFFERENCE : 0.002			
LAP	SECTOR 1	SECTOR 2	LAP TIME	MPH	DIFF	TIME OF DAY
1 -		25.538	1:10.990	61.25	11.609	17:25:49.245
2 -	36.973	24.802	1:01.775	70.39	2.394	17:26:51.020
3 -	36.766	24.003	1:00.769	71.55	1.388	17:27:51.789
4 -	36.533	25.362	1:01.895	70.25	2.514	17:28:53.684
5 -	36.384	24.680	1:01.064	71.21	1.683	17:29:54.748
6 -	36.503	24.463	1:00.966	71.32	1.585	17:30:55.714
7 -	36.923	24.605	1:01.528	70.67	2.147	17:31:57.242
8 -	35.558	23.837	59.395 (2)	73.21	0.014	17:32:56.637
9 -	35.879	23.871	59.750 (3)	72.77	0.369	17:33:56.387
10 -	35.560	23.821	59.381 (1)	73.23		17:34:55.768

P14 48 S Kevin SABBARTON			Kawasaki NINJA 300 - Karen Castle Opticians			
IDEAL LAP TIME : 1:00.515		BEST LAP TIME : 1:00.565	DIFFERENCE : 0.050			
LAP	SECTOR 1	SECTOR 2	LAP TIME	MPH	DIFF	TIME OF DAY
1 -		24.700	1:09.852	62.25	9.287	17:25:48.107
2 -	37.183	24.572	1:01.755	70.41	1.190	17:26:49.862
3 -	36.942	24.298	1:01.240	71.00	0.675	17:27:51.102
4 -	37.132	24.767	1:01.899	70.25	1.334	17:28:53.001
5 -	36.933	24.555	1:01.488	70.72	0.923	17:29:54.489
6 -	36.661	24.296	1:00.957 (2)	71.33	0.392	17:30:55.446
7 -	37.506	24.512	1:02.018	70.11	1.453	17:31:57.464
8 -	36.219	24.346	1:00.565 (1)	71.80		17:32:58.029
9 -	36.387	24.578	1:00.965	71.32	0.400	17:33:58.994
10 -	36.584	24.376	1:00.960 (3)	71.33	0.395	17:34:59.954

P15 66 S Mark SMITH			Kawasaki NINJA 300 - MHP EXHAUST'S			
IDEAL LAP TIME : 1:00.576		BEST LAP TIME : 1:00.576	DIFFERENCE : 0.000			
LAP	SECTOR 1	SECTOR 2	LAP TIME	MPH	DIFF	TIME OF DAY
1 -		24.660	1:09.503	62.56	8.927	17:25:47.758
2 -	37.211	24.323	1:01.534	70.66	0.958	17:26:49.292
3 -	37.005	24.400	1:01.405	70.81	0.829	17:27:50.697
4 -	37.306	24.460	1:01.766	70.40	1.190	17:28:52.463
5 -	37.013	24.795	1:01.808	70.35	1.232	17:29:54.271
6 -	36.689	24.316	1:01.005 (3)	71.28	0.429	17:30:55.276
7 -	37.165	24.702	1:01.867	70.28	1.291	17:31:57.143
8 -	37.393	24.343	1:01.736	70.43	1.160	17:32:58.879
9 -	36.648	24.177	1:00.825 (2)	71.49	0.249	17:33:59.704
10 -	36.427	24.149	1:00.576 (1)	71.78		17:35:00.280

P16 47 J Joe FARRAGHER			Kawasaki NINJA 400 - J C Utilities Ltd			
IDEAL LAP TIME : 1:00.571		BEST LAP TIME : 1:00.642	DIFFERENCE : 0.071			
LAP	SECTOR 1	SECTOR 2	LAP TIME	MPH	DIFF	TIME OF DAY
1 -		25.470	1:11.618	60.71	10.976	17:25:49.873
2 -	38.110	24.891	1:03.001	69.02	2.359	17:26:52.874
3 -	37.560	24.653	1:02.213	69.89	1.571	17:27:55.087
4 -	37.059	24.830	1:01.889	70.26	1.247	17:28:56.976
5 -	36.896	25.060	1:01.956	70.18	1.314	17:29:58.932
6 -	37.480	24.749	1:02.229	69.88	1.587	17:31:01.161
7 -	36.931	24.590	1:01.521	70.68	0.879	17:32:02.682
8 -	36.635	24.337	1:00.972 (3)	71.32	0.330	17:33:03.654
9 -	36.380	24.262	1:00.642 (1)	71.70		17:34:04.296
10 -	36.309	24.420	1:00.729 (2)	71.60	0.087	17:35:05.025

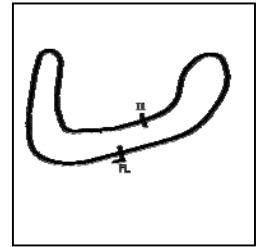
Weather / Track : Cloudy / Dry

Brands Hatch Indy
Circuit Length = 1.2079 miles
Start: 17:24 Flag 17:34 End: 17:35

BMCRC - MRO Championships 2020 - Rnd 1 @ Brands Hatch Indy

ACU Team Green Junior Cup & Senior 300

RACE 19 - SECTOR ANALYSIS



SECTOR 1 = FL to I1, SECTOR 2 = I1 to FL, DIFF = Difference To Personal Best Lap, P = Crossed Finish Line in Pit Lane, D = Time Disallowed

P17 196 J		Jack KIRSCH		Kawasaki NINJA 400 -		
IDEAL LAP TIME : 1:00.931		BEST LAP TIME : 1:00.948		DIFFERENCE : 0.017		
LAP	SECTOR 1	SECTOR 2	LAP TIME	MPH	DIFF	TIME OF DAY
1 -		25.612	1:14.530	58.34	13.582	17:25:52.785
2 -	38.326	25.602	1:03.928	68.02	2.980	17:26:56.713
3 -	37.269	24.756	1:02.025	70.11	1.077	17:27:58.738
4 -	37.233	24.503	1:01.736	70.43	0.788	17:29:00.474
5 -	36.893	24.647	1:01.540	70.66	0.592	17:30:02.014
6 -	38.573	24.717	1:03.290	68.70	2.342	17:31:05.304
7 -	36.906	24.302	1:01.208 (2)	71.04	0.260	17:32:06.512
8 -	36.629	24.319	1:00.948 (1)	71.34		17:33:07.460
9 -	36.983	25.472	1:02.455	69.62	1.507	17:34:09.915
10 -	36.896	24.439	1:01.335 (3)	70.89	0.387	17:35:11.250

P18 77 J		Joe WHITE		Kawasaki NINJA 300 - Just In Graphics / MZ Contracts		
IDEAL LAP TIME : 1:02.093		BEST LAP TIME : 1:02.093		DIFFERENCE : 0.000		
LAP	SECTOR 1	SECTOR 2	LAP TIME	MPH	DIFF	TIME OF DAY
1 -		25.528	1:16.163	57.09	14.070	17:25:54.418
2 -	38.737	25.174	1:03.911	68.04	1.818	17:26:58.329
3 -	38.220	24.766	1:02.986	69.04	0.893	17:28:01.315
4 -	37.701	24.815	1:02.516 (2)	69.55	0.423	17:29:03.831
5 -	37.520	24.573	1:02.093 (1)	70.03		17:30:05.924
6 -	38.147	25.466	1:03.613	68.36	1.520	17:31:09.537
7 -	37.860	24.666	1:02.526 (3)	69.54	0.433	17:32:12.063
8 -	38.183	25.158	1:03.341	68.65	1.248	17:33:15.404
9 -	38.097	24.862	1:02.959	69.07	0.866	17:34:18.363

P19 34 J		Oliver ARBON		Kawasaki NINJA 300 - tt plumbing and heating		
IDEAL LAP TIME : 1:02.572		BEST LAP TIME : 1:02.722		DIFFERENCE : 0.150		
LAP	SECTOR 1	SECTOR 2	LAP TIME	MPH	DIFF	TIME OF DAY
1 -		26.331	1:14.086	58.69	11.364	17:25:52.341
2 -	38.550	25.931	1:04.481	67.44	1.759	17:26:56.822
3 -	37.632	25.090	1:02.722 (1)	69.33		17:27:59.544
4 -	38.050	25.305	1:03.355	68.63	0.633	17:29:02.899
5 -	37.482	25.256	1:02.738 (2)	69.31	0.016	17:30:05.637
6 -	38.053	25.549	1:03.602	68.37	0.880	17:31:09.239
7 -	38.216	25.091	1:03.307	68.69	0.585	17:32:12.546
8 -	37.530	25.231	1:02.761 (3)	69.28	0.039	17:33:15.307
9 -	37.734	25.485	1:03.219	68.78	0.497	17:34:18.526

P20 70 S		Justin WHITE		Kawasaki NINJA 300 - Just In Graphics		
IDEAL LAP TIME : 1:02.260		BEST LAP TIME : 1:02.260		DIFFERENCE : 0.000		
LAP	SECTOR 1	SECTOR 2	LAP TIME	MPH	DIFF	TIME OF DAY
1 -		25.211	1:15.285	57.76	13.025	17:25:53.540
2 -	38.490	25.641	1:04.131	67.80	1.871	17:26:57.671
3 -	37.565	24.695	1:02.260 (1)	69.84		17:27:59.931
4 -	37.686	25.507	1:03.193	68.81	0.933	17:29:03.124
5 -	37.872	24.956	1:02.828 (3)	69.21	0.568	17:30:05.952
6 -	38.573	25.772	1:04.345	67.58	2.085	17:31:10.297
7 -	38.029	24.772	1:02.801 (2)	69.24	0.541	17:32:13.098
8 -	37.755	25.124	1:02.879	69.15	0.619	17:33:15.977
9 -	37.977	25.106	1:03.083	68.93	0.823	17:34:19.060

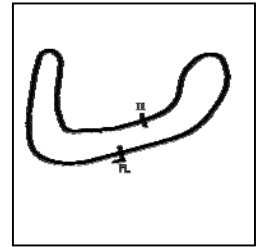
Weather / Track : Cloudy / Dry

Brands Hatch Indy
Circuit Length = 1.2079 miles
Start: 17:24 Flag 17:34 End: 17:35

BMCRC - MRO Championships 2020 - Rnd 1 @ Brands Hatch Indy

ACU Team Green Junior Cup & Senior 300

RACE 19 - SECTOR ANALYSIS



SECTOR 1 = FL to I1, SECTOR 2 = I1 to FL, DIFF = Difference To Personal Best Lap, P = Crossed Finish Line in Pit Lane, D = Time Disallowed

P21 400 S		Stuart THURTLE		Kawasaki NINJA 400 - TeamTortoise			
IDEAL LAP TIME : 1:02.528		BEST LAP TIME : 1:02.824		DIFFERENCE : 0.296			
LAP	SECTOR 1	SECTOR 2	LAP TIME	MPH	DIFF	TIME OF DAY	
1 -		26.221	1:13.896	58.84	11.072	17:25:52.151	
2 -	39.578	25.963	1:05.541	66.34	2.717	17:26:57.692	
3 -	38.839	25.455	1:04.294	67.63	1.470	17:28:01.986	
4 -	38.243	24.976	1:03.219 (3)	68.78	0.395	17:29:05.205	
5 -	38.554	24.927	1:03.481	68.50	0.657	17:30:08.686	
6 -	38.736	24.963	1:03.699	68.26	0.875	17:31:12.385	
7 -	39.382	24.930	1:04.312	67.61	1.488	17:32:16.697	
8 -	38.389	24.450	1:02.839 (2)	69.20	0.015	17:33:19.536	
9 -	38.078	24.746	1:02.824 (1)	69.21		17:34:22.360	

P22 99 S		Richard BUCKHAM		Kawasaki NINJA 400 -			
IDEAL LAP TIME : 1:02.289		BEST LAP TIME : 1:02.570		DIFFERENCE : 0.281			
LAP	SECTOR 1	SECTOR 2	LAP TIME	MPH	DIFF	TIME OF DAY	
1 -		25.769	1:17.079	56.41	14.509	17:25:55.334	
2 -	38.325	25.394	1:03.719	68.24	1.149	17:26:59.053	
3 -	38.536	25.378	1:03.914	68.03	1.344	17:28:02.967	
4 -	39.643	25.591	1:05.234	66.66	2.664	17:29:08.201	
5 -	38.172	25.013	1:03.185	68.82	0.615	17:30:11.386	
6 -	37.786	25.034	1:02.820 (3)	69.22	0.250	17:31:14.206	
7 -	38.449	25.157	1:03.606	68.36	1.036	17:32:17.812	
8 -	37.738	25.033	1:02.771 (2)	69.27	0.201	17:33:20.583	
9 -	38.019	24.551	1:02.570 (1)	69.49		17:34:23.153	

P23 53 S		Michael HARDY		Kawasaki NINJA 300 - me			
IDEAL LAP TIME : 1:03.337		BEST LAP TIME : 1:03.753		DIFFERENCE : 0.416			
LAP	SECTOR 1	SECTOR 2	LAP TIME	MPH	DIFF	TIME OF DAY	
1 -		26.091	1:15.654	57.47	11.901	17:25:53.909	
2 -	40.265	25.974	1:06.239	65.65	2.486	17:27:00.148	
3 -	38.557	25.240	1:03.797 (2)	68.16	0.044	17:28:03.945	
4 -	39.195	26.740	1:05.935	65.95	2.182	17:29:09.880	
5 -	39.052	25.197	1:04.249	67.68	0.496	17:30:14.129	
6 -	38.403	25.350	1:03.753 (1)	68.21		17:31:17.882	
7 -	38.864	24.934	1:03.798 (3)	68.16	0.045	17:32:21.680	
8 -	39.342	24.987	1:04.329	67.59	0.576	17:33:26.009	
9 -	38.835	25.061	1:03.896	68.05	0.143	17:34:29.905	

P24 777 P12		Maximus HARDY		Kawasaki NINJA 300 - DAD			
IDEAL LAP TIME : 1:03.771		BEST LAP TIME : 1:03.771		DIFFERENCE : 0.000			
LAP	SECTOR 1	SECTOR 2	LAP TIME	MPH	DIFF	TIME OF DAY	
1 -		26.766	1:15.250	57.78	11.479	17:25:53.505	
2 -	39.450	26.216	1:05.666	66.22	1.895	17:26:59.171	
3 -	39.594	26.217	1:05.811	66.07	2.040	17:28:04.982	
4 -	38.431	26.706	1:05.137	66.76	1.366	17:29:10.119	
5 -	39.599	26.055	1:05.654	66.23	1.883	17:30:15.773	
6 -	38.492	25.750	1:04.242 (3)	67.69	0.471	17:31:20.015	
7 -	38.440	26.139	1:04.579	67.33	0.808	17:32:24.594	
8 -	38.187	25.584	1:03.771 (1)	68.19		17:33:28.365	
9 -	38.377	25.677	1:04.054 (2)	67.88	0.283	17:34:32.419	

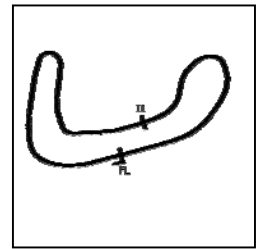
Weather / Track : Cloudy / Dry

Brands Hatch Indy
Circuit Length = 1.2079 miles
Start: 17:24 Flag 17:34 End: 17:35

BMCRC - MRO Championships 2020 - Rnd 1 @ Brands Hatch Indy

ACU Team Green Junior Cup & Senior 300

RACE 19 - SECTOR ANALYSIS



SECTOR 1 = FL to I1, SECTOR 2 = I1 to FL, DIFF = Difference To Personal Best Lap, P = Crossed Finish Line in Pit Lane, D = Time Disallowed

P25 81 P12		Keo WALKER		Kawasaki NINJA 300 - Martin Wight Elecrical			
IDEAL LAP TIME : 1:03.357		BEST LAP TIME : 1:03.357		DIFFERENCE : 0.000			
LAP	SECTOR 1	SECTOR 2	LAP TIME	MPH	DIFF	TIME OF DAY	
1 -		26.735	1:19.188	54.91	15.831	17:25:57.443	
2 -	40.875	26.272	1:07.147	64.76	3.790	17:27:04.590	
3 -	41.306	26.333	1:07.639	64.29	4.282	17:28:12.229	
4 -	39.928	26.252	1:06.180	65.70	2.823	17:29:18.409	
5 -	39.100	25.675	1:04.775 (3)	67.13	1.418	17:30:23.184	
6 -	39.248	25.584	1:04.832	67.07	1.475	17:31:28.016	
7 -	38.319	25.038	1:03.357 (1)	68.63		17:32:31.373	
8 -	39.907	25.519	1:05.426	66.46	2.069	17:33:36.799	
9 -	38.796	25.481	1:04.277 (2)	67.65	0.920	17:34:41.076	

P26 96 S		Giovanni BELIOSSI		Kawasaki NINJA 300 - ASR Accident Storage Recovery			
IDEAL LAP TIME : 1:05.721		BEST LAP TIME : 1:05.936		DIFFERENCE : 0.215			
LAP	SECTOR 1	SECTOR 2	LAP TIME	MPH	DIFF	TIME OF DAY	
1 -		26.336	1:17.790	55.90	11.854	17:25:56.045	
2 -	40.350	25.789	1:06.139 (2)	65.74	0.203	17:27:02.184	
3 -	40.563	25.802	1:06.365 (3)	65.52	0.429	17:28:08.549	
4 -	40.930	25.858	1:06.788	65.11	0.852	17:29:15.337	
5 -	40.612	26.051	1:06.663	65.23	0.727	17:30:22.000	
6 -	40.477	26.484	1:06.961	64.94	1.025	17:31:28.961	
7 -	40.822	25.684	1:06.506	65.38	0.570	17:32:35.467	
8 -	40.401	25.535	1:05.936 (1)	65.95		17:33:41.403	
9 -	41.072	25.371	1:06.443	65.44	0.507	17:34:47.846	

P27 29 J		Ben PLATT		Kawasaki NINJA 400 - adsss ltd			
IDEAL LAP TIME : 1:12.067		BEST LAP TIME : 1:12.669		DIFFERENCE : 0.602			
LAP	SECTOR 1	SECTOR 2	LAP TIME	MPH	DIFF	TIME OF DAY	
1 -		28.393	1:36.490	45.06	23.821	17:26:14.745	
2 -	44.886	28.268	1:13.154 (2)	59.44	0.485	17:27:27.899	
3 -	43.799	28.870	1:12.669 (1)	59.84		17:28:40.568	
4 -	45.977	29.923	1:15.900	57.29	3.231	17:29:56.468	
5 -	45.223	29.543	1:14.766	58.16	2.097	17:31:11.234	
6 -	46.240	29.083	1:15.323	57.73	2.654	17:32:26.557	
7 -	45.173	28.784	1:13.957 (3)	58.79	1.288	17:33:40.514	
8 -	45.040	29.034	1:14.074	58.70	1.405	17:34:54.588	

P28 14 J		Finn SMART-WEEDEN		Kawasak NINJA 300 - Mum and Dad			
IDEAL LAP TIME : 59.643		BEST LAP TIME : 59.643		DIFFERENCE : 0.000			
LAP	SECTOR 1	SECTOR 2	LAP TIME	MPH	DIFF	TIME OF DAY	
1 -		23.958	1:07.929	64.01	8.286	17:25:46.184	
2 -	36.032	23.611	59.643 (1)	72.91		17:26:45.827	
3 -	36.635	23.903	1:00.538 (2)	71.83	0.895	17:27:46.365	
4 -	36.458	24.080	1:00.538 (2)	71.83	0.895	17:28:46.903	
5 -	36.441	24.099	1:00.540	71.83	0.897	17:29:47.443	
6 -	37.698	24.209	1:01.907	70.24	2.264	17:30:49.350	

P29 39 S		Peter PARAPANOS		Kawasaki NINJA 300 -			
IDEAL LAP TIME : 1:04.951		BEST LAP TIME : 1:04.951		DIFFERENCE : 0.000			
LAP	SECTOR 1	SECTOR 2	LAP TIME	MPH	DIFF	TIME OF DAY	
1 -		26.042	1:13.446	59.20	8.495	17:25:51.701	
2 -	39.514	26.153	1:05.667 (2)	66.22	0.716	17:26:57.368	
3 -	39.203	25.748	1:04.951 (1)	66.95		17:28:02.319	
4 -	40.546	26.300	1:06.846 (3)	65.05	1.895	17:29:09.165	

Weather / Track : Cloudy / Dry

Brands Hatch Indy
Circuit Length = 1.2079 miles
Start: 17:24 Flag 17:34 End: 17:35

BMCRC - MRO Championships 2020 - Rnd 1 @ Brands Hatch Indy

ACU Team Green Junior Cup & Senior 300

RACE 19 - BEST SECTORS

SECTOR 1			SECTOR 2			IDEAL / BEST COMPARISON						
POS	NO	NAME	TIME	NO	NAME	TIME	POS	NO	NAME	IDEAL	BEST	DIFF
									PERFECT LAP	56.213		
1	3	JONES	33.862	3	JONES	22.351	1	3	JONES	56.213	56.441	0.228
2	2	THOMAS	33.940	30	BROWN	22.637	2	30	BROWN	56.592	56.864	0.272
3	30	BROWN	33.955	113	HARDIE	22.683	3	2	THOMAS	56.836	57.203	0.367
4	113	HARDIE	34.163	50	McMULLAN	22.838	4	113	HARDIE	56.846	57.137	0.291
5	50	McMULLAN	34.451	2	THOMAS	22.896	5	50	McMULLAN	57.289	57.421	0.132
6	65	BREESE	35.038	17	MARCUZZO	23.236	6	65	BREESE	58.281	58.323	0.042
7	131	MELLOR	35.229	65	BREESE	23.243	7	17	MARCUZZO	58.502	58.542	0.040
8	177	HARDY	35.244	131	MELLOR	23.303	8	131	MELLOR	58.532	58.532	0.000
9	17	MARCUZZO	35.266	40	SPALDING	23.565	9	177	HARDY	58.859	58.954	0.095
10	40	SPALDING	35.489	14	SMART-WEEDEN	23.611	10	40	SPALDING	59.054	59.303	0.249
11	43	HALL	35.558	177	HARDY	23.615	11	43	HALL	59.379	59.381	0.002
12	24	STOLTON	35.844	24	STOLTON	23.617	12	24	STOLTON	59.461	59.876	0.415
13	14	SMART-WEEDEN	36.032	122	WILSON	23.698	13	14	SMART-WEEDEN	59.643	59.643	0.000
14	122	WILSON	36.135	43	HALL	23.821	14	122	WILSON	59.833	59.833	0.000
15	48	SABBARTON	36.219	66	SMITH	24.149	15	48	SABBARTON	1:00.515	1:00.565	0.050
16	47	FARRAGHER	36.309	47	FARRAGHER	24.262	16	47	FARRAGHER	1:00.571	1:00.642	0.071
17	66	SMITH	36.427	48	SABBARTON	24.296	17	66	SMITH	1:00.576	1:00.576	0.000
18	196	KIRSCH	36.629	196	KIRSCH	24.302	18	196	KIRSCH	1:00.931	1:00.948	0.017
19	34	ARBON	37.482	400	THURTL	24.450	19	77	WHITE	1:02.093	1:02.093	0.000
20	77	WHITE	37.520	99	BUCKHAM	24.551	20	70	WHITE	1:02.260	1:02.260	0.000
21	70	WHITE	37.565	77	WHITE	24.573	21	99	BUCKHAM	1:02.289	1:02.570	0.281
22	99	BUCKHAM	37.738	70	WHITE	24.695	22	400	THURTL	1:02.528	1:02.824	0.296
23	400	THURTL	38.078	53	HARDY	24.934	23	34	ARBON	1:02.572	1:02.722	0.150
24	777	HARDY	38.187	81	WALKER	25.038	24	53	HARDY	1:03.337	1:03.753	0.416
25	81	WALKER	38.319	34	ARBON	25.090	25	81	WALKER	1:03.357	1:03.357	0.000
26	53	HARDY	38.403	96	BELIOSSI	25.371	26	777	HARDY	1:03.771	1:03.771	0.000
27	39	PARAPANOS	39.203	777	HARDY	25.584	27	39	PARAPANOS	1:04.951	1:04.951	0.000
28	96	BELIOSSI	40.350	39	PARAPANOS	25.748	28	96	BELIOSSI	1:05.721	1:05.936	0.215
29	29	PLATT	43.799	29	PLATT	28.268	29	29	PLATT	1:12.067	1:12.669	0.602

Weather / Track : Cloudy / Dry

Results can be found at www.tsl-timing.com

Brands Hatch Indy
 Circuit Length = 1.2079 miles
 Start: 17:24 Flag 17:34 End: 17:35

Printed - 17:36 Saturday, 07 March 2020

BMCRC - MRO Championships 2020 - Rnd 1 @ Brands Hatch Indy

ACU Team Green Junior Cup & Senior 300

RACE 19 - STATISTICS

Competitors Started 29
Planned Start 2020-03-07 @ 17:50:00.000
Actual Start 2020-03-07 @ 17:24:38.254
Finish Time 2020-03-07 @ 17:34:13.841
Track Length 1.2079mi.
Total Laps 269
Total Distance Covered 324.9373mi.

Session Fastest Lap History

NO	CL	NAME	LAP TIME	TIME OF DAY	LAP	VEHICLE
3	J	Lewis JONES	57.480	17:26:38.310	2	Kawasaki NINJA 300
3	J	Lewis JONES	56.909	17:27:35.219	3	Kawasaki NINJA 300
3	J	Lewis JONES	56.441	17:28:31.659	4	Kawasaki NINJA 300

Session Leader History

NO	CL	NAME	FROM LAP	LAPS LED	DISTANCE	VEHICLE
3	J	Lewis JONES	1	10	12.07 miles	Kawasaki NINJA 300

Flag History

TYPE	TIME OF DAY
GREEN	17:24:38.254
FINISH	17:34:13.841

Flag Statistics

TYPE	COUNT	TOTAL LAPS	TOTAL TIME
Green	1	10	10:36.542
Red	0	0	0.000
Safety Car	0	0	0.000
FCY	0	0	0.000

BMCRC - MRO Championships 2020 - Rnd 1 @ Brands Hatch Indy

ACU Team Green Junior Cup & Senior 300

RACE 19 - STATISTICS

CLASS : J

12 Starters

Fastest Lap History

NO	NAME	LAP TIME	TIME OF DAY	LAP	VEHICLE
3	Lewis JONES	57.480	17:26:38.310	2	Kawasaki NINJA 300
3	Lewis JONES	56.909	17:27:35.219	3	Kawasaki NINJA 300
3	Lewis JONES	56.441	17:28:31.659	4	Kawasaki NINJA 300

Leader History

NO	NAME	FROM LAP	LAPS LED	DISTANCE	VEHICLE
3	Lewis JONES	1	10	12.07 miles	Kawasaki NINJA 300

BMCRC - MRO Championships 2020 - Rnd 1 @ Brands Hatch Indy

ACU Team Green Junior Cup & Senior 300

RACE 19 - STATISTICS

CLASS : S

15 Starters

Fastest Lap History

NO	NAME	LAP TIME	TIME OF DAY	LAP	VEHICLE
2	Joe THOMAS	57.619	17:26:40.089	2	Kawasaki NINJA 400
2	Joe THOMAS	57.475	17:28:35.369	4	Kawasaki NINJA 400
2	Joe THOMAS	57.314	17:31:27.797	7	Kawasaki NINJA 400
2	Joe THOMAS	57.203	17:32:25.000	8	Kawasaki NINJA 400

Leader History

NO	NAME	FROM LAP	LAPS LED	DISTANCE	VEHICLE
2	Joe THOMAS	1	10	12.07 miles	Kawasaki NINJA 400

BMCRC - MRO Championships 2020 - Rnd 1 @ Brands Hatch Indy

ACU Team Green Junior Cup & Senior 300

RACE 19 - STATISTICS

CLASS : P12

2 Starters

Fastest Lap History

NO	NAME	LAP TIME	TIME OF DAY	LAP	VEHICLE
777	Maximus HARDY	1:05.666	17:26:59.191	2	Kawasaki NINJA 300
777	Maximus HARDY	1:05.137	17:29:10.140	4	Kawasaki NINJA 300
81	Keo WALKER	1:04.775	17:30:23.215	5	Kawasaki NINJA 300
777	Maximus HARDY	1:04.242	17:31:20.034	6	Kawasaki NINJA 300
81	Keo WALKER	1:03.357	17:32:31.404	7	Kawasaki NINJA 300

Leader History

NO	NAME	FROM LAP	LAPS LED	DISTANCE	VEHICLE
777	Maximus HARDY	1	9	10.87 miles	Kawasaki NINJA 300

ACU Team Green Junior Cup & Senior 300

RACE 10 - GRID (12 Laps)



ROW 11	33		32		31	130 Owen MELLOR	
ROW 10	30	13 Sam SPALDING	29	29 Ben PLATT 1:12.669	28	96 Giovanni BELIOSSI 1:05.936	
ROW 9		27	39 Peter PARAPANOS 1:04.951	26	777 Maximus HARDY 1:03.771	25	53 Michael HARDY 1:03.753
ROW 8	24	81 Keo WALKER 1:03.357	23	400 Stuart THURTLÉ 1:02.824	22	34 Oliver ARBON 1:02.722	
ROW 7		21	99 Richard BUCKHAM 1:02.570	20	70 Justin WHITE 1:02.260	19	77 Joe WHITE 1:02.093
ROW 6	18	196 Jack KIRSCH 1:00.948	17	47 Joe FARRAGHER 1:00.642	16	66 Mark SMITH 1:00.576	
ROW 5		15	48 Kevin SABBARTON 1:00.565	14	24 Darren STOLTON 59.876	13	122 Paul WILSON 59.833
ROW 4	12	14 Finn SMART-WEEDEN 59.643	11	43 Colin HALL 59.381	10	40 Tom SPALDING 59.303	
ROW 3		9	177 Mark HARDY 58.954	8	17 Charlotte MARCUZZO 58.542	7	131 Dylan MELLOR 58.532
ROW 2	6	65 Konrad BREESE 58.323	5	50 Fred McMULLAN 57.421	4	2 Joe THOMAS 57.203	
ROW 1		3	113 Mikey HARDIE 57.137	2	30 Cameron BROWN 56.864	1	3 Lewis JONES 56.441

Pole

Brands Hatch Indy
Circuit Length = 1.2079 miles

These results are provisional until the conclusion of any judicial and technical matters.

Clerk Of Course :	Steward :	Timekeeper :
-------------------	-----------	--------------

Results can be found at www.tsl-timing.com

Printed - 17:37 Saturday, 07 March 2020



ACU Team Green Junior Cup & Senior 300

RACE 10 - CLASSIFICATION



POS	NO	CL	PIC NAME	ENTRY	LAPS	TIME	GAP	DIFF	MPH	BEST	ON
1	2	S	1 Joe THOMAS	Kawasaki NINJA 400 - 3D Racing	6	6:29.419			67.00	1:01.934	6
2	3	J	1 Lewis JONES	Kawasaki NINJA 300 - 151 s	6	6:31.652	2.233	2.233	66.61	1:02.066	5
3	30	J	2 Cameron BROWN	Kawasaki NINJA 300 - 3D Racing	6	6:32.003	2.584	0.351	66.55	1:02.300	6
4	40	S	2 Tom SPALDING	Kawasaki NINJA 300 - Orion Mis Ltd	6	6:32.202	2.783	0.199	66.52	1:02.868	5
5	177	S	3 Mark HARDY	Kawasaki NINJA 300 - me	5	5:30.773	1 Lap	1 Lap	65.73	1:02.925	5
6	65	S	4 Konrad BREESE	Kawasaki NINJA 300 - STIHL Racing	5	5:33.991	1 Lap	3.218	65.10	1:03.501	5
7	24	S	5 Darren STOLTON	Kawasaki NINJA 300 -	5	5:35.827	1 Lap	1.836	64.74	1:03.963	5
8	43	S	6 Colin HALL	Kawasaki NINJA 300 - simply saab	5	5:37.126	1 Lap	1.299	64.49	1:04.403	5
9	70	S	7 Justin WHITE	Kawasaki NINJA 300 - Just In Graphics	5	5:46.749	1 Lap	9.623	62.70	1:06.356	5
10	48	S	8 Kevin SABBARTON	Kawasaki NINJA 300 - Karen Castle Opticians	5	5:47.553	1 Lap	0.804	62.56	1:05.661	5
11	131	J	3 Dylan MELLOR	Kawasaki NINJA 300 -	5	5:47.933	1 Lap	0.380	62.49	1:05.814	5
12	17	J	4 Charlotte MARCUZZO	Kawasaki NINJA 300 -	5	5:49.192	1 Lap	1.259	62.26	1:06.511	5
13	66	S	9 Mark SMITH	Kawasaki NINJA 300 - MHP EXHAUST S	5	5:59.555	1 Lap	10.363	60.47	1:09.771	5
14	122	S	10 Paul WILSON	Kawasaki NINJA 300 -	5	5:59.679	1 Lap	0.124	60.45	1:09.927	5
15	34	J	5 Oliver ARBON	Kawasaki NINJA 300 - tt plumbing and heating	5	6:01.961	1 Lap	2.282	60.07	1:08.754	5
16	777	P12	1 Maximus HARDY	Kawasaki NINJA 300 - DAD	5	6:02.888	1 Lap	0.927	59.91	1:09.117	3
17	400	S	11 Stuart THURTL	Kawasaki NINJA 400 - TeamTortoise	5	6:05.604	1 Lap	2.716	59.47	1:10.052	5
18	39	S	12 Peter PARAPANOS	Kawasaki NINJA 300 -	5	6:07.768	1 Lap	2.164	59.12	1:09.441	4
19	47	J	6 Joe FARRAGHER	Kawasaki NINJA 400 - J C Utilities Ltd	5	6:07.895	1 Lap	0.127	59.10	1:10.210	4
20	196	J	7 Jack KIRSCH	Kawasaki NINJA 400 -	5	6:08.230	1 Lap	0.335	59.04	1:09.874	4
21	77	J	8 Joe WHITE	Kawasaki NINJA 300 - Just In Graphics / MZ Contra	5	6:10.627	1 Lap	2.397	58.66	1:10.384	5
22	14	J	9 Finn SMART-WEEDEN	Kawasaki NINJA 300 - Mum and Dad	5	6:11.194	1 Lap	0.567	58.57	1:11.049	5
23	53	S	13 Michael HARDY	Kawasaki NINJA 300 - me	5	6:12.030	1 Lap	0.836	58.44	1:10.713	5
24	81	P12	2 Keo WALKER	Kawasaki NINJA 300 - Martin Wight Electrical	5	6:15.461	1 Lap	3.431	57.91	1:12.520	4
25	29	J	10 Ben PLATT	Kawasaki NINJA 400 - adss ltd	4	5:23.243	2 Laps	1 Lap	53.81	1:17.293	4

NOT CLASSIFIED

DNF	50	J	Fred McMULLAN	Kawasaki NINJA - Orwells motorcycles Ipswich	5	5:27.759	1 Lap	0.000	66.33	1:02.872	5
DNF	113	J	Mikey HARDIE	Kawasaki NINJA 400 - 113 Events Ltd	2	2:17.587	4 Laps	3 Laps	63.21	1:05.749	2

FASTEST LAP

	2	S	Joe THOMAS	Kawasaki NINJA 400 - 3D Racing	6	1:01.934		70.21 mph		112.99 kph	
	3	J	Lewis JONES	Kawasaki NINJA 300 - 151 s	5	1:02.066		70.06 mph		112.75 kph	
	777	P12	Maximus HARDY	Kawasaki NINJA 300 - DAD	3	1:09.117		62.91 mph		101.25 kph	

Race stopped

Class S - 92.5% of Race Speed = 61.97 mph

Class J - 92.5% of Race Speed = 61.61 mph

Class P12 - 92.5% of Race Speed = 55.41 mph

Weather / Track : Cloudy / Drying

These results are provisional until the conclusion of any judicial and technical matters.

Brands Hatch Indy

Circuit Length = 1.2079 miles

Start: 14:46 Flag 14:52 End: 14:53

Clerk Of Course :	Steward :	Timekeeper :
-------------------	-----------	--------------

Results can be found at www.tsl-timing.com

Printed - 14:56 Sunday, 08 March 2020



BMCRC - MRO Championships 2020 - Rnd 1 @ Brands Hatch Indy

ACU Team Green Junior Cup & Senior 300

RACE 10 - LAP CHART

LAP 1 @ 14:47:19.107

NO	BEHIND	LAP TIME
2		1:11.561
3	0.245	1:11.806
113	0.277	1:11.838
30	0.851	1:12.412
40	1.044	1:12.605
50	1.228	1:12.789
177	1.359	1:12.920
43	3.101	1:14.662
65	3.209	1:14.770
24	3.494	1:15.055
17	4.512	1:16.073
122	5.860	1:17.421
48	6.175	1:17.736
70	6.505	1:18.066
131	6.897	1:18.458
66	7.313	1:18.874
47	9.334	1:20.895
400	9.504	1:21.065
34	10.101	1:21.662
14	11.183	1:22.744
196	11.311	1:22.872
777	11.421	1:22.982
77	12.302	1:23.863
81	12.868	1:24.429
39	13.049	1:24.610
53	13.592	1:25.153
29	17.480	1:29.041

LAP 2 @ 14:48:24.336

NO	BEHIND	LAP TIME
2		1:05.229
40	0.128	1:04.313
113	0.797	1:05.749
30	1.259	1:05.637
50	1.398	1:05.399
3	1.931	1:06.915
177	2.189	1:06.059
43	4.467	1:06.595
65	4.563	1:06.583
24	4.907	1:06.642
17	8.680	1:09.397
70	9.092	1:07.816
131	9.847	1:08.179
48	9.950	1:09.004
122	11.556	1:10.925
66	11.917	1:09.833
34	14.989	1:10.117
400	16.878	1:12.603
777	17.886	1:11.694
47	18.020	1:13.915
196	18.145	1:12.063
14	18.763	1:12.809
77	19.457	1:12.384
39	20.134	1:12.314
81	20.230	1:12.591
53	20.884	1:12.521
29	30.890	1:18.639

LAP 3 @ 14:49:28.412

NO	BEHIND	LAP TIME
2		1:04.076

50	0.221	1:02.899
40	0.355	1:04.303
30	2.717	1:05.534
3	2.841	1:04.986
177	2.980	1:04.867
65	5.526	1:05.039
43	6.659	1:06.268
24	6.801	1:05.970
70	12.635	1:07.619
17	13.438	1:08.834
131	14.169	1:08.398
48	14.339	1:08.465
122	18.207	1:10.727
66	18.373	1:10.532
34	21.883	1:10.970
777	22.927	1:09.117
400	23.068	1:10.266
47	26.196	1:12.252
196	26.822	1:12.753
39	27.434	1:11.376
14	27.740	1:13.053
77	28.431	1:13.050
81	28.691	1:12.537
53	29.100	1:12.292
29	45.084	1:18.270

LAP 4 @ 14:50:32.068

NO	BEHIND	LAP TIME
2		1:03.656
50	0.365	1:03.800
40	0.535	1:03.836
3	1.566	1:02.381
30	2.507	1:03.446
177	3.326	1:04.002
65	5.968	1:04.098
24	7.342	1:04.197
43	8.201	1:05.198
70	15.871	1:06.892
48	17.370	1:06.687
131	17.597	1:07.084
17	18.159	1:08.377
122	25.230	1:10.679
66	25.262	1:10.545
34	28.685	1:10.458
777	29.233	1:09.962
400	31.030	1:11.618
47	32.750	1:10.210
196	33.040	1:09.874
39	33.219	1:09.441
14	35.623	1:11.539
77	35.721	1:10.946
53	36.795	1:11.351
81	37.555	1:12.520
29	58.721	1:17.293

LAP 5 @ 14:51:35.031

NO	BEHIND	LAP TIME
2		1:02.963
50	0.274	1:02.872
40	0.440	1:02.868
3	0.669	1:02.066
30	2.218	1:02.674
177	3.288	1:02.925
65	6.506	1:03.501

24	8.342	1:03.963
43	9.641	1:04.403
70	19.264	1:06.356
48	20.068	1:05.661
131	20.448	1:05.814
17	21.707	1:06.511
66	32.070	1:09.771
122	32.194	1:09.927
34	34.476	1:08.754
777	35.403	1:09.133
400	38.119	1:10.052
39	40.283	1:10.027
47	40.410	1:10.623
196	40.745	1:10.668
77	43.142	1:10.384
14	43.709	1:11.049
53	44.545	1:10.713
81	47.976	1:13.384

LAP 6 @ 14:52:36.965

NO	BEHIND	LAP TIME
2		1:01.934
3	2.233	1:03.498
30	2.584	1:02.300
40	2.783	1:04.277

Weather / Track : Cloudy / Drying

Results can be found at www.tsl-timing.com

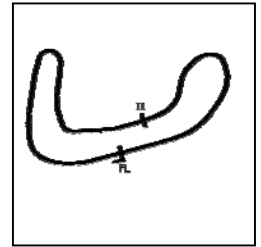
Brands Hatch Indy
Circuit Length = 1.2079 miles
Start: 14:46 Flag 14:52 End: 14:53

Printed - 14:57 Sunday, 08 March 2020

BMCRC - MRO Championships 2020 - Rnd 1 @ Brands Hatch Indy

ACU Team Green Junior Cup & Senior 300

RACE 10 - SECTOR ANALYSIS



SECTOR 1 = FL to I1, SECTOR 2 = I1 to FL, DIFF = Difference To Personal Best Lap, P = Crossed Finish Line in Pit Lane, D = Time Disallowed

P1		2 S		Joe THOMAS		Kawasaki NINJA 400 - 3D Racing	
IDEAL LAP TIME : 1:01.934		BEST LAP TIME : 1:01.934		DIFFERENCE : 0.000			
LAP	SECTOR 1	SECTOR 2	LAP TIME	MPH	DIFF	TIME OF DAY	
1 -		26.384	1:11.561	60.76	9.627	14:47:19.107	
2 -	39.968	25.261	1:05.229	66.66	3.295	14:48:24.336	
3 -	38.510	25.566	1:04.076	67.86	2.142	14:49:28.412	
4 -	38.311	25.345	1:03.656 (3)	68.31	1.722	14:50:32.068	
5 -	37.989	24.974	1:02.963 (2)	69.06	1.029	14:51:35.031	
6 -	37.270	24.664	1:01.934 (1)	70.21		14:52:36.965	

P2		3 J		Lewis JONES		Kawasaki NINJA 300 - 151 s	
IDEAL LAP TIME : 1:02.066		BEST LAP TIME : 1:02.066		DIFFERENCE : 0.000			
LAP	SECTOR 1	SECTOR 2	LAP TIME	MPH	DIFF	TIME OF DAY	
1 -		26.807	1:11.806	60.56	9.740	14:47:19.352	
2 -	41.642	25.273	1:06.915	64.98	4.849	14:48:26.267	
3 -	38.898	26.088	1:04.986	66.91	2.920	14:49:31.253	
4 -	37.730	24.651	1:02.381 (2)	69.71	0.315	14:50:33.634	
5 -	37.636	24.430	1:02.066 (1)	70.06		14:51:35.700	
6 -	37.948	25.550	1:03.498 (3)	68.48	1.432	14:52:39.198	

P3		30 J		Cameron BROWN		Kawasaki NINJA 300 - 3D Racing	
IDEAL LAP TIME : 1:02.300		BEST LAP TIME : 1:02.300		DIFFERENCE : 0.000			
LAP	SECTOR 1	SECTOR 2	LAP TIME	MPH	DIFF	TIME OF DAY	
1 -		26.688	1:12.412	60.05	10.112	14:47:19.958	
2 -	39.887	25.750	1:05.637	66.25	3.337	14:48:25.595	
3 -	38.762	26.772	1:05.534	66.35	3.234	14:49:31.129	
4 -	38.155	25.291	1:03.446 (3)	68.54	1.146	14:50:34.575	
5 -	37.698	24.976	1:02.674 (2)	69.38	0.374	14:51:37.249	
6 -	37.388	24.912	1:02.300 (1)	69.80		14:52:39.549	

P4		40 S		Tom SPALDING		Kawasaki NINJA 300 - Orion Mis Ltd	
IDEAL LAP TIME : 1:02.796		BEST LAP TIME : 1:02.868		DIFFERENCE : 0.072			
LAP	SECTOR 1	SECTOR 2	LAP TIME	MPH	DIFF	TIME OF DAY	
1 -		26.376	1:12.605	59.89	9.737	14:47:20.151	
2 -	38.630	25.683	1:04.313	67.61	1.445	14:48:24.464	
3 -	38.691	25.612	1:04.303	67.62	1.435	14:49:28.767	
4 -	38.311	25.525	1:03.836 (2)	68.12	0.968	14:50:32.603	
5 -	37.664	25.204	1:02.868 (1)	69.17		14:51:35.471	
6 -	37.592	26.685	1:04.277 (3)	67.65	1.409	14:52:39.748	

P5		177 S		Mark HARDY		Kawasaki NINJA 300 - me	
IDEAL LAP TIME : 1:02.735		BEST LAP TIME : 1:02.925		DIFFERENCE : 0.190			
LAP	SECTOR 1	SECTOR 2	LAP TIME	MPH	DIFF	TIME OF DAY	
1 -		26.460	1:12.920	59.63	9.995	14:47:20.466	
2 -	40.122	25.937	1:06.059	65.82	3.134	14:48:26.525	
3 -	38.609	26.258	1:04.867 (3)	67.03	1.942	14:49:31.392	
4 -	38.635	25.367	1:04.002 (2)	67.94	1.077	14:50:35.394	
5 -	37.616	25.309	1:02.925 (1)	69.10		14:51:38.319	

P6		65 S		Konrad BREESE		Kawasaki NINJA 300 - STIHL Racing	
IDEAL LAP TIME : 1:03.448		BEST LAP TIME : 1:03.501		DIFFERENCE : 0.053			
LAP	SECTOR 1	SECTOR 2	LAP TIME	MPH	DIFF	TIME OF DAY	
1 -		27.148	1:14.770	58.15	11.269	14:47:22.316	
2 -	40.316	26.267	1:06.583	65.31	3.082	14:48:28.899	
3 -	39.266	25.773	1:05.039 (3)	66.86	1.538	14:49:33.938	
4 -	38.749	25.349	1:04.098 (2)	67.84	0.597	14:50:38.036	
5 -	38.138	25.363	1:03.501 (1)	68.48		14:51:41.537	

Weather / Track : Cloudy / Drying

Brands Hatch Indy
Circuit Length = 1.2079 miles
Start: 14:46 Flag 14:52 End: 14:53

BMCRC - MRO Championships 2020 - Rnd 1 @ Brands Hatch Indy

ACU Team Green Junior Cup & Senior 300

RACE 10 - SECTOR ANALYSIS



SECTOR 1 = FL to I1, SECTOR 2 = I1 to FL, DIFF = Difference To Personal Best Lap, P = Crossed Finish Line in Pit Lane, D = Time Disallowed

P7 24 S		Darren STOLTON		Kawasaki NINJA 300 -		
IDEAL LAP TIME : 1:03.963		BEST LAP TIME : 1:03.963		DIFFERENCE : 0.000		
LAP	SECTOR 1	SECTOR 2	LAP TIME	MPH	DIFF	TIME OF DAY
1 -		27.048	1:15.055	57.93	11.092	14:47:22.601
2 -	40.274	26.368	1:06.642	65.25	2.679	14:48:29.243
3 -	40.020	25.950	1:05.970 (3)	65.91	2.007	14:49:35.213
4 -	38.884	25.313	1:04.197 (2)	67.73	0.234	14:50:39.410
5 -	38.798	25.165	1:03.963 (1)	67.98		14:51:43.373

P8 43 S		Colin HALL		Kawasaki NINJA 300 - simply saab		
IDEAL LAP TIME : 1:04.403		BEST LAP TIME : 1:04.403		DIFFERENCE : 0.000		
LAP	SECTOR 1	SECTOR 2	LAP TIME	MPH	DIFF	TIME OF DAY
1 -		27.464	1:14.662	58.24	10.259	14:47:22.208
2 -	40.275	26.320	1:06.595	65.29	2.192	14:48:28.803
3 -	39.990	26.278	1:06.268 (3)	65.62	1.865	14:49:35.071
4 -	39.370	25.828	1:05.198 (2)	66.69	0.795	14:50:40.269
5 -	38.772	25.631	1:04.403 (1)	67.52		14:51:44.672

P9 70 S		Justin WHITE		Kawasaki NINJA 300 - Just In Graphics		
IDEAL LAP TIME : 1:06.266		BEST LAP TIME : 1:06.356		DIFFERENCE : 0.090		
LAP	SECTOR 1	SECTOR 2	LAP TIME	MPH	DIFF	TIME OF DAY
1 -		27.481	1:18.066	55.70	11.710	14:47:25.612
2 -	40.927	26.889	1:07.816	64.12	1.460	14:48:33.428
3 -	40.912	26.707	1:07.619 (3)	64.31	1.263	14:49:41.047
4 -	40.390	26.502	1:06.892 (2)	65.00	0.536	14:50:47.939
5 -	40.025	26.331	1:06.356 (1)	65.53		14:51:54.295

P10 48 S		Kevin SABBARTON		Kawasaki NINJA 300 - Karen Castle Opticians		
IDEAL LAP TIME : 1:05.661		BEST LAP TIME : 1:05.661		DIFFERENCE : 0.000		
LAP	SECTOR 1	SECTOR 2	LAP TIME	MPH	DIFF	TIME OF DAY
1 -		28.077	1:17.736	55.94	12.075	14:47:25.282
2 -	42.231	26.773	1:09.004	63.01	3.343	14:48:34.286
3 -	41.165	27.300	1:08.465 (3)	63.51	2.804	14:49:42.751
4 -	40.118	26.569	1:06.687 (2)	65.20	1.026	14:50:49.438
5 -	39.156	26.505	1:05.661 (1)	66.22		14:51:55.099

P11 131 J		Dylan MELLOR		Kawasaki NINJA 300 -		
IDEAL LAP TIME : 1:05.607		BEST LAP TIME : 1:05.814		DIFFERENCE : 0.207		
LAP	SECTOR 1	SECTOR 2	LAP TIME	MPH	DIFF	TIME OF DAY
1 -		28.196	1:18.458	55.42	12.644	14:47:26.004
2 -	41.060	27.119	1:08.179 (3)	63.78	2.365	14:48:34.183
3 -	40.995	27.403	1:08.398	63.57	2.584	14:49:42.581
4 -	40.748	26.336	1:07.084 (2)	64.82	1.270	14:50:49.665
5 -	39.564	26.250	1:05.814 (1)	66.07		14:51:55.479

P12 17 J		Charlotte MARCUZZO		Kawasaki NINJA 300 -		
IDEAL LAP TIME : 1:06.263		BEST LAP TIME : 1:06.511		DIFFERENCE : 0.248		
LAP	SECTOR 1	SECTOR 2	LAP TIME	MPH	DIFF	TIME OF DAY
1 -		27.332	1:16.073	57.16	9.562	14:47:23.619
2 -	42.346	27.051	1:09.397	62.66	2.886	14:48:33.016
3 -	41.646	27.188	1:08.834 (3)	63.17	2.323	14:49:41.850
4 -	41.756	26.621	1:08.377 (2)	63.59	1.866	14:50:50.227
5 -	40.449	26.062	1:06.511 (1)	65.38		14:51:56.738

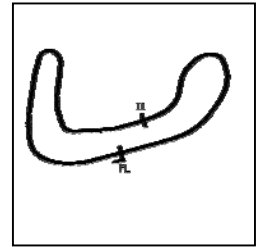
Weather / Track : Cloudy / Drying

Brands Hatch Indy
Circuit Length = 1.2079 miles
Start: 14:46 Flag 14:52 End: 14:53

BMCRC - MRO Championships 2020 - Rnd 1 @ Brands Hatch Indy

ACU Team Green Junior Cup & Senior 300

RACE 10 - SECTOR ANALYSIS



SECTOR 1 = FL to I1, SECTOR 2 = I1 to FL, DIFF = Difference To Personal Best Lap, P = Crossed Finish Line in Pit Lane, D = Time Disallowed

P13 66 S		Mark SMITH		Kawasaki NINJA 300 - MHP EXHAUST'S		
IDEAL LAP TIME : 1:09.360		BEST LAP TIME : 1:09.771		DIFFERENCE : 0.411		
LAP	SECTOR 1	SECTOR 2	LAP TIME	MPH	DIFF	TIME OF DAY
1 -		27.941	1:18.874	55.13	9.103	14:47:26.420
2 -	42.134	27.699	1:09.833 (2)	62.27	0.062	14:48:36.253
3 -	42.701	27.831	1:10.532 (3)	61.65	0.761	14:49:46.785
4 -	42.938	27.607	1:10.545	61.64	0.774	14:50:57.330
5 -	42.545	27.226	1:09.771 (1)	62.32		14:52:07.101

P14 122 S		Paul WILSON		Kawasaki NINJA 300 -		
IDEAL LAP TIME : 1:09.927		BEST LAP TIME : 1:09.927		DIFFERENCE : 0.000		
LAP	SECTOR 1	SECTOR 2	LAP TIME	MPH	DIFF	TIME OF DAY
1 -		28.074	1:17.421	56.16	7.494	14:47:24.967
2 -	42.794	28.131	1:10.925	61.31	0.998	14:48:35.892
3 -	42.303	28.424	1:10.727 (3)	61.48	0.800	14:49:46.619
4 -	42.620	28.059	1:10.679 (2)	61.52	0.752	14:50:57.298
5 -	42.188	27.739	1:09.927 (1)	62.18		14:52:07.225

P15 34 J		Oliver ARBON		Kawasaki NINJA 300 - tt plumbing and heating		
IDEAL LAP TIME : 1:08.754		BEST LAP TIME : 1:08.754		DIFFERENCE : 0.000		
LAP	SECTOR 1	SECTOR 2	LAP TIME	MPH	DIFF	TIME OF DAY
1 -		29.196	1:21.662	53.25	12.908	14:47:29.208
2 -	41.982	28.135	1:10.117 (2)	62.01	1.363	14:48:39.325
3 -	42.098	28.872	1:10.970	61.27	2.216	14:49:50.295
4 -	42.486	27.972	1:10.458 (3)	61.71	1.704	14:51:00.753
5 -	41.037	27.717	1:08.754 (1)	63.24		14:52:09.507

P16 777 P12		Maximus HARDY		Kawasaki NINJA 300 - DAD		
IDEAL LAP TIME : 1:08.740		BEST LAP TIME : 1:09.117		DIFFERENCE : 0.377		
LAP	SECTOR 1	SECTOR 2	LAP TIME	MPH	DIFF	TIME OF DAY
1 -		29.470	1:22.982	52.40	13.865	14:47:30.528
2 -	43.259	28.435	1:11.694	60.65	2.577	14:48:42.222
3 -	41.224	27.893	1:09.117 (1)	62.91		14:49:51.339
4 -	42.051	27.911	1:09.962 (3)	62.15	0.845	14:51:01.301
5 -	41.617	27.516	1:09.133 (2)	62.90	0.016	14:52:10.434

P17 400 S		Stuart THURTLE		Kawasaki NINJA 400 - TeamTortoise		
IDEAL LAP TIME : 1:09.960		BEST LAP TIME : 1:10.052		DIFFERENCE : 0.092		
LAP	SECTOR 1	SECTOR 2	LAP TIME	MPH	DIFF	TIME OF DAY
1 -		29.612	1:21.065	53.64	11.013	14:47:28.611
2 -	44.232	28.371	1:12.603	59.89	2.551	14:48:41.214
3 -	42.880	27.386	1:10.266 (2)	61.88	0.214	14:49:51.480
4 -	44.051	27.567	1:11.618 (3)	60.71	1.566	14:51:03.098
5 -	42.574	27.478	1:10.052 (1)	62.07		14:52:13.150

P18 39 S		Peter PARAPANOS		Kawasaki NINJA 300 -		
IDEAL LAP TIME : 1:09.441		BEST LAP TIME : 1:09.441		DIFFERENCE : 0.000		
LAP	SECTOR 1	SECTOR 2	LAP TIME	MPH	DIFF	TIME OF DAY
1 -		29.557	1:24.610	51.39	15.169	14:47:32.156
2 -	43.799	28.515	1:12.314	60.13	2.873	14:48:44.470
3 -	42.973	28.403	1:11.376 (3)	60.92	1.935	14:49:55.846
4 -	42.011	27.430	1:09.441 (1)	62.62		14:51:05.287
5 -	42.440	27.587	1:10.027 (2)	62.09	0.586	14:52:15.314

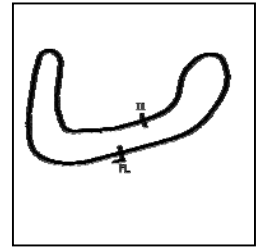
Weather / Track : Cloudy / Drying

Brands Hatch Indy
Circuit Length = 1.2079 miles
Start: 14:46 Flag 14:52 End: 14:53

BMCRC - MRO Championships 2020 - Rnd 1 @ Brands Hatch Indy

ACU Team Green Junior Cup & Senior 300

RACE 10 - SECTOR ANALYSIS



SECTOR 1 = FL to I1, SECTOR 2 = I1 to FL, DIFF = Difference To Personal Best Lap, P = Crossed Finish Line in Pit Lane, D = Time Disallowed

P19 47 J		Joe FARRAGHER		Kawasaki NINJA 400 - J C Utilities Ltd			
IDEAL LAP TIME : 1:10.210		BEST LAP TIME : 1:10.210		DIFFERENCE : 0.000			
LAP	SECTOR 1	SECTOR 2	LAP TIME	MPH	DIFF	TIME OF DAY	
1 -		29.564	1:20.895	53.75	10.685	14:47:28.441	
2 -	45.144	28.771	1:13.915	58.83	3.705	14:48:42.356	
3 -	43.742	28.510	1:12.252 (3)	60.18	2.042	14:49:54.608	
4 -	42.420	27.790	1:10.210 (1)	61.93		14:51:04.818	
5 -	42.542	28.081	1:10.623 (2)	61.57	0.413	14:52:15.441	

P20 196 J		Jack KIRSCH		Kawasaki NINJA 400 -			
IDEAL LAP TIME : 1:09.874		BEST LAP TIME : 1:09.874		DIFFERENCE : 0.000			
LAP	SECTOR 1	SECTOR 2	LAP TIME	MPH	DIFF	TIME OF DAY	
1 -		29.234	1:22.872	52.47	12.998	14:47:30.418	
2 -	43.675	28.388	1:12.063 (3)	60.34	2.189	14:48:42.481	
3 -	43.593	29.160	1:12.753	59.77	2.879	14:49:55.234	
4 -	42.103	27.771	1:09.874 (1)	62.23		14:51:05.108	
5 -	42.840	27.828	1:10.668 (2)	61.53	0.794	14:52:15.776	

P21 77 J		Joe WHITE		Kawasaki NINJA 300 - Just In Graphics / MZ Contracts			
IDEAL LAP TIME : 1:10.384		BEST LAP TIME : 1:10.384		DIFFERENCE : 0.000			
LAP	SECTOR 1	SECTOR 2	LAP TIME	MPH	DIFF	TIME OF DAY	
1 -		29.769	1:23.863	51.85	13.479	14:47:31.409	
2 -	43.975	28.409	1:12.384 (3)	60.07	2.000	14:48:43.793	
3 -	43.707	29.343	1:13.050	59.52	2.666	14:49:56.843	
4 -	42.943	28.003	1:10.946 (2)	61.29	0.562	14:51:07.789	
5 -	42.710	27.674	1:10.384 (1)	61.78		14:52:18.173	

P22 14 J		Finn SMART-WEEDEN		Kawasaki NINJA 300 - Mum and Dad			
IDEAL LAP TIME : 1:11.049		BEST LAP TIME : 1:11.049		DIFFERENCE : 0.000			
LAP	SECTOR 1	SECTOR 2	LAP TIME	MPH	DIFF	TIME OF DAY	
1 -		29.667	1:22.744	52.55	11.695	14:47:30.290	
2 -	44.273	28.536	1:12.809 (3)	59.72	1.760	14:48:43.099	
3 -	43.854	29.199	1:13.053	59.52	2.004	14:49:56.152	
4 -	43.282	28.257	1:11.539 (2)	60.78	0.490	14:51:07.691	
5 -	43.190	27.859	1:11.049 (1)	61.20		14:52:18.740	

P23 53 S		Michael HARDY		Kawasaki NINJA 300 - me			
IDEAL LAP TIME : 1:10.646		BEST LAP TIME : 1:10.713		DIFFERENCE : 0.067			
LAP	SECTOR 1	SECTOR 2	LAP TIME	MPH	DIFF	TIME OF DAY	
1 -		29.629	1:25.153	51.06	14.440	14:47:32.699	
2 -	44.161	28.360	1:12.521	59.96	1.808	14:48:45.220	
3 -	43.331	28.961	1:12.292 (3)	60.15	1.579	14:49:57.512	
4 -	42.842	28.509	1:11.351 (2)	60.94	0.638	14:51:08.863	
5 -	42.909	27.804	1:10.713 (1)	61.49		14:52:19.576	

P24 81 P12		Keo WALKER		Kawasaki NINJA 300 - Martin Wight Electrical			
IDEAL LAP TIME : 1:11.799		BEST LAP TIME : 1:12.520		DIFFERENCE : 0.721			
LAP	SECTOR 1	SECTOR 2	LAP TIME	MPH	DIFF	TIME OF DAY	
1 -		29.804	1:24.429	51.50	11.909	14:47:31.975	
2 -	44.127	28.464	1:12.591 (3)	59.90	0.071	14:48:44.566	
3 -	43.593	28.944	1:12.537 (2)	59.95	0.017	14:49:57.103	
4 -	44.314	28.206	1:12.520 (1)	59.96		14:51:09.623	
5 -	44.674	28.710	1:13.384	59.25	0.864	14:52:23.007	

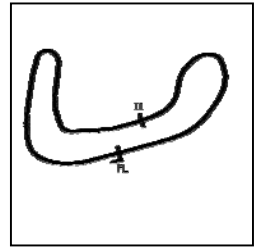
Weather / Track : Cloudy / Drying

Brands Hatch Indy
Circuit Length = 1.2079 miles
Start: 14:46 Flag 14:52 End: 14:53

BMCRC - MRO Championships 2020 - Rnd 1 @ Brands Hatch Indy

ACU Team Green Junior Cup & Senior 300

RACE 10 - SECTOR ANALYSIS



SECTOR 1 = FL to I1, SECTOR 2 = I1 to FL, DIFF = Difference To Personal Best Lap, P = Crossed Finish Line in Pit Lane, D = Time Disallowed

P25 29 J Ben PLATT		Kawasaki NINJA 400 - adss ltd				
IDEAL LAP TIME : 1:17.293		BEST LAP TIME : 1:17.293		DIFFERENCE : 0.000		
LAP	SECTOR 1	SECTOR 2	LAP TIME	MPH	DIFF	TIME OF DAY
1 -		31.038	1:29.041	48.83	11.748	14:47:36.587
2 -	47.883	30.756	1:18.639 (3)	55.29	1.346	14:48:55.226
3 -	47.241	31.029	1:18.270 (2)	55.55	0.977	14:50:13.496
4 -	46.688	30.605	1:17.293 (1)	56.26		14:51:30.789

P26 50 J Fred McMULLAN		Kawasaki NINJA - Orwells motorcycles Ipswich				
IDEAL LAP TIME : 1:01.931		BEST LAP TIME : 1:02.872		DIFFERENCE : 0.941		
LAP	SECTOR 1	SECTOR 2	LAP TIME	MPH	DIFF	TIME OF DAY
1 -		26.719	1:12.789	59.74	9.917	14:47:20.335
2 -	39.729	25.670	1:05.399	66.49	2.527	14:48:25.734
3 -	37.770	25.129	1:02.899 (2)	69.13	0.027	14:49:28.633
4 -	38.425	25.375	1:03.800 (3)	68.15	0.928	14:50:32.433
5 -	38.213	24.659	1:02.872 (1)	69.16		14:51:35.305

P27 113 J Mikey HARDIE		Kawasaki NINJA 400 - 113 Events Ltd				
IDEAL LAP TIME : 1:04.647		BEST LAP TIME : 1:05.749		DIFFERENCE : 1.102		
LAP	SECTOR 1	SECTOR 2	LAP TIME	MPH	DIFF	TIME OF DAY
1 -		26.428	1:11.838	60.53	6.089	14:47:19.384
2 -	40.188	25.561	1:05.749 (1)	66.13		14:48:25.133

BMCRC - MRO Championships 2020 - Rnd 1 @ Brands Hatch Indy

ACU Team Green Junior Cup & Senior 300

RACE 10 - BEST SECTORS

SECTOR 1			SECTOR 2			IDEAL / BEST COMPARISON						
POS	NO	NAME	TIME	NO	NAME	TIME	POS	NO	NAME	IDEAL	BEST	DIFF
									PERFECT LAP	1:01.700		
1	2	THOMAS	37.270	3	JONES	24.430	1	50	McMULLAN	1:01.931	1:02.872	0.941
2	50	McMULLAN	37.272	50	McMULLAN	24.659	2	2	THOMAS	1:01.934	1:01.934	0.000
3	30	BROWN	37.388	2	THOMAS	24.664	3	3	JONES	1:02.066	1:02.066	0.000
4	177	HARDY	37.426	30	BROWN	24.912	4	30	BROWN	1:02.300	1:02.300	0.000
5	40	SPALDING	37.592	24	STOLTON	25.165	5	177	HARDY	1:02.735	1:02.925	0.190
6	3	JONES	37.636	40	SPALDING	25.204	6	40	SPALDING	1:02.796	1:02.868	0.072
7	65	BREESE	38.099	177	HARDY	25.309	7	65	BREESE	1:03.448	1:03.501	0.053
8	43	HALL	38.772	65	BREESE	25.349	8	24	STOLTON	1:03.963	1:03.963	0.000
9	24	STOLTON	38.798	113	HARDIE	25.561	9	43	HALL	1:04.403	1:04.403	0.000
10	113	HARDIE	39.086	43	HALL	25.631	10	113	HARDIE	1:04.647	1:05.749	1.102
11	48	SABBARTON	39.156	17	MARCUZZO	26.062	11	131	MELLOR	1:05.607	1:05.814	0.207
12	131	MELLOR	39.357	131	MELLOR	26.250	12	48	SABBARTON	1:05.661	1:05.661	0.000
13	70	WHITE	39.935	70	WHITE	26.331	13	17	MARCUZZO	1:06.263	1:06.511	0.248
14	17	MARCUZZO	40.201	48	SABBARTON	26.505	14	70	WHITE	1:06.266	1:06.356	0.090
15	34	ARBON	41.037	66	SMITH	27.226	15	777	HARDY	1:08.740	1:09.117	0.377
16	777	HARDY	41.224	400	THURTLÉ	27.386	16	34	ARBON	1:08.754	1:08.754	0.000
17	39	PARAPANOS	42.011	39	PARAPANOS	27.430	17	66	SMITH	1:09.360	1:09.771	0.411
18	196	KIRSCH	42.103	777	HARDY	27.516	18	39	PARAPANOS	1:09.441	1:09.441	0.000
19	66	SMITH	42.134	77	WHITE	27.674	19	196	KIRSCH	1:09.874	1:09.874	0.000
20	122	WILSON	42.188	34	ARBON	27.717	20	122	WILSON	1:09.927	1:09.927	0.000
21	47	FARRAGHER	42.420	122	WILSON	27.739	21	400	THURTLÉ	1:09.960	1:10.052	0.092
22	400	THURTLÉ	42.574	196	KIRSCH	27.771	22	47	FARRAGHER	1:10.210	1:10.210	0.000
23	77	WHITE	42.710	47	FARRAGHER	27.790	23	77	WHITE	1:10.384	1:10.384	0.000
24	53	HARDY	42.842	53	HARDY	27.804	24	53	HARDY	1:10.646	1:10.713	0.067
25	14	SMART-WEEDEN	43.190	14	SMART-WEEDEN	27.859	25	14	SMART-WEEDEN	1:11.049	1:11.049	0.000
26	81	WALKER	43.593	81	WALKER	28.206	26	81	WALKER	1:11.799	1:12.520	0.721
27	29	PLATT	46.688	29	PLATT	30.605	27	29	PLATT	1:17.293	1:17.293	0.000

Weather / Track : Cloudy / Drying

Results can be found at www.tsl-timing.com

Brands Hatch Indy
 Circuit Length = 1.2079 miles
 Start: 14:46 Flag 14:52 End: 14:53

Printed - 14:57 Sunday, 08 March 2020

BMCRC - MRO Championships 2020 - Rnd 1 @ Brands Hatch Indy

ACU Team Green Junior Cup & Senior 300

RACE 10 - STATISTICS

Competitors Started 27
Planned Start 2020-03-08 @ 14:00:00.000
Actual Start 2020-03-08 @ 14:46:07.545
Finish Time 2020-03-08 @ 14:52:36.964
Track Length 1.2079mi.
Total Laps 135
Total Distance Covered 163.0726mi.

Session Fastest Lap History

NO	CL	NAME	LAP TIME	TIME OF DAY	LAP	VEHICLE
2	S	Joe THOMAS	1:05.229	14:48:24.346	2	Kawasaki NINJA 400
40	S	Tom SPALDING	1:04.313	14:48:24.496	2	Kawasaki NINJA 300
2	S	Joe THOMAS	1:04.076	14:49:28.422	3	Kawasaki NINJA 400
50	J	Fred McMULLAN	1:02.899	14:49:28.666	3	Kawasaki NINJA
3	J	Lewis JONES	1:02.381	14:50:33.649	4	Kawasaki NINJA 300
3	J	Lewis JONES	1:02.066	14:51:35.714	5	Kawasaki NINJA 300
2	S	Joe THOMAS	1:01.934	14:52:36.976	6	Kawasaki NINJA 400

Session Leader History

NO	CL	NAME	FROM LAP	LAPS LED	DISTANCE	VEHICLE
2	S	Joe THOMAS	1	6	7.24 miles	Kawasaki NINJA 400

Flag History

TYPE	TIME OF DAY
GREEN	14:46:07.545
FINISH	14:52:36.964

Flag Statistics

TYPE	COUNT	TOTAL LAPS	TOTAL TIME
Green	1	6	6:54.709
Red	0	0	0.000
Safety Car	0	0	0.000
FCY	0	0	0.000

BMCRC - MRO Championships 2020 - Rnd 1 @ Brands Hatch Indy

ACU Team Green Junior Cup & Senior 300

RACE 10 - STATISTICS

CLASS : J

12 Starters

Fastest Lap History

NO	NAME	LAP TIME	TIME OF DAY	LAP	VEHICLE
113	Mikey HARDIE	1:05.749	14:48:25.166	2	Kawasaki NINJA 400
30	Cameron BROWN	1:05.637	14:48:25.607	2	Kawasaki NINJA 300
50	Fred McMULLAN	1:05.399	14:48:25.764	2	Kawasaki NINJA
50	Fred McMULLAN	1:02.899	14:49:28.666	3	Kawasaki NINJA
3	Lewis JONES	1:02.381	14:50:33.649	4	Kawasaki NINJA 300
3	Lewis JONES	1:02.066	14:51:35.714	5	Kawasaki NINJA 300

Leader History

NO	NAME	FROM LAP	LAPS LED	DISTANCE	VEHICLE
3	Lewis JONES	1	1	1.20 miles	Kawasaki NINJA 300
113	Mikey HARDIE	2	1	1.20 miles	Kawasaki NINJA 400
50	Fred McMULLAN	3	3	3.62 miles	Kawasaki NINJA
3	Lewis JONES	6	1	1.20 miles	Kawasaki NINJA 300

BMCRC - MRO Championships 2020 - Rnd 1 @ Brands Hatch Indy

ACU Team Green Junior Cup & Senior 300

RACE 10 - STATISTICS

CLASS : S

13 Starters

Fastest Lap History

NO	NAME	LAP TIME	TIME OF DAY	LAP	VEHICLE
2	Joe THOMAS	1:05.229	14:48:24.346	2	Kawasaki NINJA 400
40	Tom SPALDING	1:04.313	14:48:24.496	2	Kawasaki NINJA 300
2	Joe THOMAS	1:04.076	14:49:28.422	3	Kawasaki NINJA 400
2	Joe THOMAS	1:03.656	14:50:32.078	4	Kawasaki NINJA 400
2	Joe THOMAS	1:02.963	14:51:35.041	5	Kawasaki NINJA 400
40	Tom SPALDING	1:02.868	14:51:35.502	5	Kawasaki NINJA 300
2	Joe THOMAS	1:01.934	14:52:36.976	6	Kawasaki NINJA 400

Leader History

NO	NAME	FROM LAP	LAPS LED	DISTANCE	VEHICLE
2	Joe THOMAS	1	6	7.24 miles	Kawasaki NINJA 400

BMCRC - MRO Championships 2020 - Rnd 1 @ Brands Hatch Indy

ACU Team Green Junior Cup & Senior 300

RACE 10 - STATISTICS

CLASS : P12

2 Starters

Fastest Lap History

NO	NAME	LAP TIME	TIME OF DAY	LAP	VEHICLE
777	Maximus HARDY	1:11.694	14:48:42.238	2	Kawasaki NINJA 300
777	Maximus HARDY	1:09.117	14:49:51.355	3	Kawasaki NINJA 300

Leader History

NO	NAME	FROM LAP	LAPS LED	DISTANCE	VEHICLE
777	Maximus HARDY	1	5	6.03 miles	Kawasaki NINJA 300

ACU Team Green Junior Cup & Senior 300

RACE 20 - GRID (12 Laps)



ROW 11	33		32		31	96 Giovanni BELIOSSI	
ROW 10	30	13 Sam SPALDING	29	130 Owen MELLOR	28	99 Richard BUCKHAM	
ROW 9		27	29 Ben PLATT	26	81 Keo WALKER	25	14 Finn SMART-WEEDEN
ROW 8		24	53 Michael HARDY	23	77 Joe WHITE	22	47 Joe FARRAGHER
ROW 7		21	400 Stuart THURTLÉ	20	122 Paul WILSON	19	196 Jack KIRSCH
ROW 6		18	66 Mark SMITH	17	39 Peter PARAPANOS	16	777 Maximus HARDY
ROW 5		15	34 Oliver ARBON	14	17 Charlotte MARCUZZO	13	70 Justin WHITE
ROW 4		12	131 Dylan MELLOR	11	113 Mikey HARDIE	10	48 Kevin SABBARTON
ROW 3		9	43 Colin HALL	8	24 Darren STOLTON	7	65 Konrad BREESE
ROW 2		6	177 Mark HARDY	5	50 Fred McMULLAN	4	40 Tom SPALDING
ROW 1		3	30 Cameron BROWN	2	3 Lewis JONES	1	2 Joe THOMAS
							Pole

Brands Hatch Indy
Circuit Length = 1.2079 miles

These results are provisional until the conclusion of any judicial and technical matters.

Clerk Of Course :	Steward :	Timekeeper :
-------------------	-----------	--------------

Results can be found at www.tsl-timing.com

Printed - 14:58 Sunday, 08 March 2020



ACU Team Green Junior Cup & Senior 300

RACE 20 - CLASSIFICATION



POS	NO	CL	PIC NAME	ENTRY	LAPS	TIME	GAP	DIFF	MPH	BEST	ON
1	2	S	1 Joe THOMAS	Kawasaki NINJA 400 - 3D Racing	9	8:51.562			73.62	57.925	4
2	3	J	1 Lewis JONES	Kawasaki NINJA 300 - 151 s	9	8:58.188	6.626	6.626	72.72	58.206	9
3	30	J	2 Cameron BROWN	Kawasaki NINJA 300 - 3D Racing	9	8:58.285	6.723	0.097	72.70	58.000	7
4	177	S	2 Mark HARDY	Kawasaki NINJA 300 - me	9	9:02.154	10.592	3.869	72.18	58.778	7
5	65	S	3 Konrad BREESE	Kawasaki NINJA 300 - STIHL Racing	9	9:02.253	10.691	0.099	72.17	58.721	6
6	40	S	4 Tom SPALDING	Kawasaki NINJA 300 - Orion Mis Ltd	9	9:11.440	19.878	9.187	70.97	59.124	4
7	113	J	3 Mikey HARDIE	Kawasaki NINJA 400 - 113 Events Ltd	9	9:11.721	20.159	0.281	70.93	59.596	9
8	17	J	4 Charlotte MARCUZZO	Kawasaki NINJA 300 -	9	9:15.334	23.772	3.613	70.47	59.676	9
9	131	J	5 Dylan MELLOR	Kawasaki NINJA 300 -	9	9:20.915	29.353	5.581	69.77	59.814	8
10	43	S	5 Colin HALL	Kawasaki NINJA 300 - simply saab	9	9:25.694	34.132	4.779	69.18	1:01.090	9
11	24	S	6 Darren STOLTON	Kawasaki NINJA 300 -	9	9:25.939	34.377	0.245	69.15	1:01.182	4
12	48	S	7 Kevin SABBARTON	Kawasaki NINJA 300 - Karen Castle Opticians	9	9:32.164	40.602	6.225	68.40	1:01.748	9
13	50	J	6 Fred McMULLAN	Kawasaki NINJA - Orwells motorcycles Ipswich	9	9:36.114	44.552	3.950	67.93	1:02.428	4
14	47	J	7 Joe FARRAGHER	Kawasaki NINJA 400 - J C Utilities Ltd	9	9:42.827	51.265	6.713	67.15	1:02.700	9
15	70	S	8 Justin WHITE	Kawasaki NINJA 300 - Just In Graphics	9	9:51.642	1:00.080	8.815	66.15	1:03.737	3
16	34	J	8 Oliver ARBON	Kawasaki NINJA 300 - tt plumbing and heating	8	8:51.979	1 Lap	1 Lap	65.39	1:04.436	8
17	66	S	9 Mark SMITH	Kawasaki NINJA 300 - MHP EXHAUST S	8	8:52.915	1 Lap	0.936	65.28	1:05.270	5
18	39	S	10 Peter PARAPANOS	Kawasaki NINJA 300 -	8	8:55.476	1 Lap	2.561	64.96	1:05.466	2
19	77	J	9 Joe WHITE	Kawasaki NINJA 300 - Just In Graphics / MZ Contra	8	8:55.577	1 Lap	0.101	64.95	1:04.240	7
20	400	S	11 Stuart THURTLIE	Kawasaki NINJA 400 - TeamTortoise	8	8:55.677	1 Lap	0.100	64.94	1:04.339	7
21	196	J	10 Jack KIRSCH	Kawasaki NINJA 400 -	8	8:55.930	1 Lap	0.253	64.91	1:04.746	7
22	777	P12	1 Maximus HARDY	Kawasaki NINJA 300 - DAD	8	8:57.599	1 Lap	1.669	64.71	1:05.463	2
23	99	S	12 Richard BUCKHAM	Kawasaki NINJA 400 -	8	8:58.587	1 Lap	0.988	64.59	1:04.529	7
24	14	J	11 Finn SMART-WEEDEN	Kawasaki NINJA 300 - Mum and Dad	8	9:11.650	1 Lap	13.063	63.06	1:06.289	8
25	53	S	13 Michael HARDY	Kawasaki NINJA 300 - me	8	9:12.103	1 Lap	0.453	63.01	1:06.232	8
26	81	P12	2 Keo WALKER	Kawasaki NINJA 300 - Martin Wight Electrical	8	9:12.539	1 Lap	0.436	62.96	1:06.115	7
27	29	J	12 Ben PLATT	Kawasaki NINJA 400 - adss ltd	7	9:00.012	2 Laps	1 Lap	56.36	1:14.530	6

FASTEST LAP

2	S	Joe THOMAS	Kawasaki NINJA 400 - 3D Racing	4	57.925	75.07 mph	120.81 kph
30	J	Cameron BROWN	Kawasaki NINJA 300 - 3D Racing	7	58.000	74.97 mph	120.66 kph
777	P12	Maximus HARDY	Kawasaki NINJA 300 - DAD	2	1:05.463	66.42 mph	106.90 kph

Class S - 92.5% of Race Speed = 68.09 mph

Class J - 92.5% of Race Speed = 67.26 mph

Class P12 - 92.5% of Race Speed = 59.85 mph

Brands Hatch Indy

Circuit Length = 1.2079 miles

Start: 17:16 Flag 17:24 End: 17:26

Weather / Track : Cloudy / Dry

These results are provisional until the conclusion of any judicial and technical matters.

Clerk Of Course :	Steward :	Timekeeper :
-------------------	-----------	--------------

Results can be found at www.tsl-timing.com

Printed - 17:26 Sunday, 08 March 2020



BMCRC - MRO Championships 2020 - Rnd 1 @ Brands Hatch Indy

ACU Team Green Junior Cup & Senior 300

RACE 20 - LAP CHART

LAP 1 @ 17:17:06.081

NO	BEHIND	LAP TIME
2		1:03.950
3	1.593	1:05.543
65	2.217	1:06.167
30	2.709	1:06.659
40	2.770	1:06.720
177	2.834	1:06.784
43	4.973	1:08.923
17	5.106	1:09.056
113	6.055	1:10.005
24	6.594	1:10.544
50	6.640	1:10.590
70	7.540	1:11.490
131	8.104	1:12.054
48	8.282	1:12.232
39	9.299	1:13.249
66	9.567	1:13.517
47	10.557	1:14.507
777	10.860	1:14.810
196	11.066	1:15.016
34	11.426	1:15.376
77	11.894	1:15.844
14	12.214	1:16.164
99	12.669	1:16.619
400	12.791	1:16.741
81	13.288	1:17.238
53	14.554	1:18.504
29	20.394	1:24.344

LAP 2 @ 17:18:04.284

NO	BEHIND	LAP TIME
2		58.203
3	3.295	59.905
65	4.644	1:00.630
30	4.747	1:00.241
177	4.845	1:00.214
40	5.152	1:00.585
17	8.257	1:01.354
113	8.747	1:00.895
43	10.090	1:03.320
24	10.197	1:01.806
50	11.753	1:03.316
131	12.722	1:02.821
48	13.560	1:03.481
70	14.490	1:05.153
39	16.562	1:05.466
66	16.701	1:05.337
47	16.787	1:04.433
777	18.120	1:05.463
34	18.492	1:05.269
196	18.669	1:05.806
77	20.090	1:06.399
99	20.351	1:05.885
400	20.482	1:05.894
14	21.998	1:07.987
81	24.325	1:09.240
53	24.556	1:08.205
29	38.332	1:16.141

LAP 3 @ 17:19:02.458

NO	BEHIND	LAP TIME
2		58.174

3	4.749	59.628
65	6.300	59.830
177	6.447	59.776
30	6.460	59.887
40	7.185	1:00.207
113	11.721	1:01.148
17	11.876	1:01.793
43	14.027	1:02.111
24	14.829	1:02.806
131	16.445	1:01.897
50	16.537	1:02.958
48	17.481	1:02.095
70	20.053	1:03.737
47	22.600	1:03.987
66	24.487	1:05.960
39	24.637	1:06.249
34	25.796	1:05.478
196	26.169	1:05.674
777	26.738	1:06.792
77	28.739	1:06.823
400	29.047	1:06.739
99	29.319	1:07.142
14	32.643	1:08.819
81	34.830	1:08.679
53	35.048	1:08.666
29	56.783	1:16.625

LAP 4 @ 17:20:00.383

NO	BEHIND	LAP TIME
2		57.925
3	5.753	58.929
65	7.723	59.348
30	7.762	59.227
177	8.226	59.704
40	8.384	59.124
113	14.530	1:00.734
17	15.057	1:01.106
43	18.061	1:01.959
24	18.086	1:01.182
131	19.740	1:01.220
50	21.040	1:02.428
48	21.399	1:01.843
70	26.780	1:04.652
47	28.038	1:03.363
39	32.953	1:06.241
66	33.081	1:06.519
34	33.276	1:05.405
196	33.347	1:05.103
777	34.762	1:05.949
77	36.530	1:05.716
400	36.912	1:05.790
99	37.266	1:05.872
14	43.453	1:08.735
81	44.063	1:07.158
53	44.268	1:07.145

LAP 5 @ 17:20:58.752

NO	BEHIND	LAP TIME
2		58.369
3	7.077	59.693
30	7.986	58.593
65	8.735	59.381
177	9.049	59.192
40	11.165	1:01.150

113	16.406	1:00.245
29	1 Lap	1:16.210
17	17.478	1:00.790
43	21.662	1:01.970
24	21.673	1:01.956
131	22.744	1:01.373
50	25.714	1:03.043
48	26.045	1:03.015
47	33.806	1:04.137
70	34.788	1:06.377
66	39.982	1:05.270
34	40.244	1:05.337
39	41.171	1:06.587
196	41.363	1:06.385
777	42.136	1:05.743
77	43.669	1:05.508
400	43.869	1:05.326
99	44.589	1:05.692
81	53.808	1:08.114
14	54.492	1:09.408
53	54.686	1:08.787

LAP 6 @ 17:21:57.038

NO	BEHIND	LAP TIME
2		58.286
3	7.172	58.381
30	8.067	58.367
65	9.170	58.721
177	9.628	58.865
40	13.353	1:00.474
113	17.901	59.781
17	20.241	1:01.049
131	25.774	1:01.316
43	25.841	1:02.465
24	26.524	1:03.137
48	31.254	1:03.495
50	32.241	1:04.813
29	1 Lap	1:15.277
47	38.667	1:03.147
70	40.532	1:04.030
34	46.510	1:04.552
66	47.001	1:05.305
196	48.303	1:05.226
39	48.434	1:05.549
777	49.451	1:05.601
77	50.877	1:05.494
400	51.086	1:05.503
99	51.730	1:05.427

LAP 7 @ 17:22:55.496

NO	BEHIND	LAP TIME
2		58.458
14	1 Lap	1:07.808
53	1 Lap	1:07.879
81	1 Lap	1:09.649
3	7.288	58.574
30	7.609	58.000
65	9.825	59.113
177	9.948	58.778
40	15.402	1:00.507
113	19.061	59.618
17	22.120	1:00.337
131	27.290	59.974
24	29.259	1:01.193

43	29.280	1:01.897
48	35.073	1:02.277
50	36.795	1:03.012
47	43.594	1:03.385
70	48.714	1:06.640
29	1 Lap	1:14.530
34	54.178	1:06.126
66	54.280	1:05.737
196	54.591	1:04.746
39	56.148	1:06.172
77	56.659	1:04.240
777	56.775	1:05.782
400	56.967	1:04.339
99	57.801	1:04.529

LAP 8 @ 17:23:54.152

NO	BEHIND	LAP TIME
2		58.656
3	7.961	59.329
30	8.219	59.266
65	11.150	59.981
177	11.242	59.950
14	1 Lap	1:06.440
53	1 Lap	1:06.685
81	1 Lap	1:06.115
40	17.631	1:00.885
113	20.104	59.699
17	23.637	1:00.173
131	28.448	59.814
43	32.583	1:01.959
24	32.665	1:02.062
48	38.395	1:01.978
50	40.949	1:02.810
47	48.106	1:03.168
70	54.919	1:04.861

LAP 9 @ 17:24:53.693

NO	BEHIND	LAP TIME
2		59.541
34	1 Lap	1:04.436
66	1 Lap	1:05.270
39	1 Lap	1:05.963
77	1 Lap	1:05.553
400	1 Lap	1:05.345
196	1 Lap	1:07.974
777	1 Lap	1:07.459
3	6.626	58.206
30	6.723	58.045
99	1 Lap	1:07.421
29	2 Laps	1:16.885
177	10.592	58.891
65	10.691	59.082
40	19.878	1:01.788
14	1 Lap	1:06.289
113	20.159	59.596
53	1 Lap	1:06.232
81	1 Lap	1:06.346
17	23.772	59.676
131	29.353	1:00.446
43	34.132	1:01.090
24	34.377	1:01.253
48	40.602	1:01.748
50	44.552	1:03.144
47	51.265	1:02.700

Brands Hatch Indy

Circuit Length = 1.2079 miles

Start: 17:16 Flag 17:24 End: 17:26

Weather / Track : Cloudy / Dry

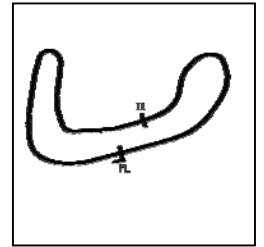
Results can be found at www.tsl-timing.com

Printed - 17:26 Sunday, 08 March 2020

BMCRC - MRO Championships 2020 - Rnd 1 @ Brands Hatch Indy

ACU Team Green Junior Cup & Senior 300

RACE 20 - SECTOR ANALYSIS



SECTOR 1 = FL to I1, SECTOR 2 = I1 to FL, DIFF = Difference To Personal Best Lap, P = Crossed Finish Line in Pit Lane, D = Time Disallowed

P1		2 S		Joe THOMAS		Kawasaki NINJA 400 - 3D Racing	
IDEAL LAP TIME : 57.809		BEST LAP TIME : 57.925		DIFFERENCE : 0.116			
LAP	SECTOR 1	SECTOR 2	LAP TIME	MPH	DIFF	TIME OF DAY	
1 -		23.598	1:03.950	67.99	6.025	17:17:06.081	
2 -	34.864	23.339	58.203 (3)	74.71	0.278	17:18:04.284	
3 -	34.699	23.475	58.174 (2)	74.75	0.249	17:19:02.458	
4 -	34.470	23.455	57.925 (1)	75.07		17:20:00.383	
5 -	34.879	23.490	58.369	74.50	0.444	17:20:58.752	
6 -	34.806	23.480	58.286	74.60	0.361	17:21:57.038	
7 -	34.926	23.532	58.458	74.38	0.533	17:22:55.496	
8 -	35.082	23.574	58.656	74.13	0.731	17:23:54.152	
9 -	35.397	24.144	59.541	73.03	1.616	17:24:53.693	

P2		3 J		Lewis JONES		Kawasaki NINJA 300 - 151 s	
IDEAL LAP TIME : 57.914		BEST LAP TIME : 58.206		DIFFERENCE : 0.292			
LAP	SECTOR 1	SECTOR 2	LAP TIME	MPH	DIFF	TIME OF DAY	
1 -		24.175	1:05.543	66.34	7.337	17:17:07.674	
2 -	35.716	24.189	59.905	72.59	1.699	17:18:07.579	
3 -	35.537	24.091	59.628	72.92	1.422	17:19:07.207	
4 -	35.278	23.651	58.929	73.79	0.723	17:20:06.136	
5 -	35.742	23.951	59.693	72.84	1.487	17:21:05.829	
6 -	35.038	23.343	58.381 (2)	74.48	0.175	17:22:04.210	
7 -	34.827	23.747	58.574 (3)	74.24	0.368	17:23:02.784	
8 -	35.738	23.591	59.329	73.29	1.123	17:24:02.113	
9 -	34.571	23.635	58.206 (1)	74.71		17:25:00.319	

P3		30 J		Cameron BROWN		Kawasaki NINJA 300 - 3D Racing	
IDEAL LAP TIME : 57.576		BEST LAP TIME : 58.000		DIFFERENCE : 0.424			
LAP	SECTOR 1	SECTOR 2	LAP TIME	MPH	DIFF	TIME OF DAY	
1 -		24.171	1:06.659	65.23	8.659	17:17:08.790	
2 -	35.617	24.624	1:00.241	72.18	2.241	17:18:09.031	
3 -	35.735	24.152	59.887	72.61	1.887	17:19:08.918	
4 -	35.428	23.799	59.227	73.42	1.227	17:20:08.145	
5 -	34.797	23.796	58.593	74.21	0.593	17:21:06.738	
6 -	34.597	23.770	58.367 (3)	74.50	0.367	17:22:05.105	
7 -	34.363	23.637	58.000 (1)	74.97		17:23:03.105	
8 -	35.569	23.697	59.266	73.37	1.266	17:24:02.371	
9 -	33.939	24.106	58.045 (2)	74.91	0.045	17:25:00.416	

P4		177 S		Mark HARDY		Kawasaki NINJA 300 - me	
IDEAL LAP TIME : 58.587		BEST LAP TIME : 58.778		DIFFERENCE : 0.191			
LAP	SECTOR 1	SECTOR 2	LAP TIME	MPH	DIFF	TIME OF DAY	
1 -		23.798	1:06.784	65.11	8.006	17:17:08.915	
2 -	35.571	24.643	1:00.214	72.21	1.436	17:18:09.129	
3 -	35.530	24.246	59.776	72.74	0.998	17:19:08.905	
4 -	35.610	24.094	59.704	72.83	0.926	17:20:08.609	
5 -	35.608	23.584	59.192	73.46	0.414	17:21:07.801	
6 -	35.003	23.862	58.865 (2)	73.87	0.087	17:22:06.666	
7 -	35.043	23.735	58.778 (1)	73.98		17:23:05.444	
8 -	35.899	24.051	59.950	72.53	1.172	17:24:05.394	
9 -	35.143	23.748	58.891 (3)	73.84	0.113	17:25:04.285	

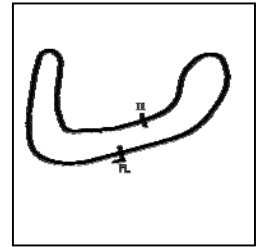
Weather / Track : Cloudy / Dry

Brands Hatch Indy
Circuit Length = 1.2079 miles
Start: 17:16 Flag 17:24 End: 17:26

BMCRC - MRO Championships 2020 - Rnd 1 @ Brands Hatch Indy

ACU Team Green Junior Cup & Senior 300

RACE 20 - SECTOR ANALYSIS



SECTOR 1 = FL to I1, SECTOR 2 = I1 to FL, DIFF = Difference To Personal Best Lap, P = Crossed Finish Line in Pit Lane, D = Time Disallowed

P5 65 S Konrad BREESE		Kawasaki NINJA 300 - STIHL Racing				
IDEAL LAP TIME : 58.647		BEST LAP TIME : 58.721		DIFFERENCE : 0.074		
LAP	SECTOR 1	SECTOR 2	LAP TIME	MPH	DIFF	TIME OF DAY
1 -		24.303	1:06.167	65.72	7.446	17:17:08.298
2 -	35.864	24.766	1:00.630	71.72	1.909	17:18:08.928
3 -	35.548	24.282	59.830	72.68	1.109	17:19:08.758
4 -	35.407	23.941	59.348	73.27	0.627	17:20:08.106
5 -	35.701	23.680	59.381	73.23	0.660	17:21:07.487
6 -	35.153	23.568	58.721 (1)	74.05		17:22:06.208
7 -	35.345	23.768	59.113 (3)	73.56	0.392	17:23:05.321
8 -	35.891	24.090	59.981	72.49	1.260	17:24:05.302
9 -	35.588	23.494	59.082 (2)	73.60	0.361	17:25:04.384

P6 40 S Tom SPALDING		Kawasaki NINJA 300 - Orion Mis Ltd				
IDEAL LAP TIME : 59.124		BEST LAP TIME : 59.124		DIFFERENCE : 0.000		
LAP	SECTOR 1	SECTOR 2	LAP TIME	MPH	DIFF	TIME OF DAY
1 -		24.589	1:06.720	65.17	7.596	17:17:08.851
2 -	35.996	24.589	1:00.585	71.77	1.461	17:18:09.436
3 -	35.512	24.695	1:00.207 (2)	72.22	1.083	17:19:09.643
4 -	35.363	23.761	59.124 (1)	73.55		17:20:08.767
5 -	36.829	24.321	1:01.150	71.11	2.026	17:21:09.917
6 -	35.978	24.496	1:00.474 (3)	71.90	1.350	17:22:10.391
7 -	36.060	24.447	1:00.507	71.86	1.383	17:23:10.898
8 -	36.443	24.442	1:00.885	71.42	1.761	17:24:11.783
9 -	35.707	26.081	1:01.788	70.37	2.664	17:25:13.571

P7 113 J Mikey HARDIE		Kawasaki NINJA 400 - 113 Events Ltd				
IDEAL LAP TIME : 58.600		BEST LAP TIME : 59.596		DIFFERENCE : 0.996		
LAP	SECTOR 1	SECTOR 2	LAP TIME	MPH	DIFF	TIME OF DAY
1 -		25.422	1:10.005	62.11	10.409	17:17:12.136
2 -	36.189	24.706	1:00.895	71.41	1.299	17:18:13.031
3 -	36.462	24.686	1:01.148	71.11	1.552	17:19:14.179
4 -	35.938	24.796	1:00.734	71.60	1.138	17:20:14.913
5 -	35.901	24.344	1:00.245	72.18	0.649	17:21:15.158
6 -	35.782	23.999	59.781	72.74	0.185	17:22:14.939
7 -	35.582	24.036	59.618 (2)	72.94	0.022	17:23:14.557
8 -	35.818	23.881	59.699 (3)	72.84	0.103	17:24:14.256
9 -	34.719	24.877	59.596 (1)	72.96		17:25:13.852

P8 17 J Charlotte MARCUZZO		Kawasaki NINJA 300 -				
IDEAL LAP TIME : 59.676		BEST LAP TIME : 59.676		DIFFERENCE : 0.000		
LAP	SECTOR 1	SECTOR 2	LAP TIME	MPH	DIFF	TIME OF DAY
1 -		25.030	1:09.056	62.97	9.380	17:17:11.187
2 -	36.704	24.650	1:01.354	70.87	1.678	17:18:12.541
3 -	36.792	25.001	1:01.793	70.37	2.117	17:19:14.334
4 -	36.535	24.571	1:01.106	71.16	1.430	17:20:15.440
5 -	36.472	24.318	1:00.790	71.53	1.114	17:21:16.230
6 -	36.678	24.371	1:01.049	71.23	1.373	17:22:17.279
7 -	36.059	24.278	1:00.337 (3)	72.07	0.661	17:23:17.616
8 -	36.190	23.983	1:00.173 (2)	72.26	0.497	17:24:17.789
9 -	35.846	23.830	59.676 (1)	72.87		17:25:17.465

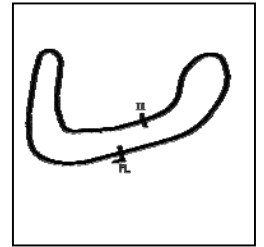
Weather / Track : Cloudy / Dry

Brands Hatch Indy
Circuit Length = 1.2079 miles
Start: 17:16 Flag 17:24 End: 17:26

BMCRC - MRO Championships 2020 - Rnd 1 @ Brands Hatch Indy

ACU Team Green Junior Cup & Senior 300

RACE 20 - SECTOR ANALYSIS



SECTOR 1 = FL to I1, SECTOR 2 = I1 to FL, DIFF = Difference To Personal Best Lap, P = Crossed Finish Line in Pit Lane, D = Time Disallowed

P9 131 J		Dylan MELLOR		Kawasaki NINJA 300 -		
IDEAL LAP TIME : 59.635		BEST LAP TIME : 59.814		DIFFERENCE : 0.179		
LAP	SECTOR 1	SECTOR 2	LAP TIME	MPH	DIFF	TIME OF DAY
1 -		25.957	1:12.054	60.35	12.240	17:17:14.185
2 -	37.857	24.964	1:02.821	69.22	3.007	17:18:17.006
3 -	36.742	25.155	1:01.897	70.25	2.083	17:19:18.903
4 -	36.361	24.859	1:01.220	71.03	1.406	17:20:20.123
5 -	36.556	24.817	1:01.373	70.85	1.559	17:21:21.496
6 -	36.633	24.683	1:01.316	70.92	1.502	17:22:22.812
7 -	35.691	24.283	59.974 (2)	72.50	0.160	17:23:22.786
8 -	35.500	24.314	59.814 (1)	72.70		17:24:22.600
9 -	35.352	25.094	1:00.446 (3)	71.94	0.632	17:25:23.046

P10 43 S		Colin HALL		Kawasaki NINJA 300 - simply saab		
IDEAL LAP TIME : 1:01.090		BEST LAP TIME : 1:01.090		DIFFERENCE : 0.000		
LAP	SECTOR 1	SECTOR 2	LAP TIME	MPH	DIFF	TIME OF DAY
1 -		25.450	1:08.923	63.09	7.833	17:17:11.054
2 -	37.119	26.201	1:03.320	68.67	2.230	17:18:14.374
3 -	36.326	25.785	1:02.111	70.01	1.021	17:19:16.485
4 -	36.563	25.396	1:01.959 (3)	70.18	0.869	17:20:18.444
5 -	36.119	25.851	1:01.970	70.17	0.880	17:21:20.414
6 -	37.173	25.292	1:02.465	69.61	1.375	17:22:22.879
7 -	36.532	25.365	1:01.897 (2)	70.25	0.807	17:23:24.776
8 -	36.257	25.702	1:01.959 (3)	70.18	0.869	17:24:26.735
9 -	36.030	25.060	1:01.090 (1)	71.18		17:25:27.825

P11 24 S		Darren STOLTON		Kawasaki NINJA 300 -		
IDEAL LAP TIME : 1:00.644		BEST LAP TIME : 1:01.182		DIFFERENCE : 0.538		
LAP	SECTOR 1	SECTOR 2	LAP TIME	MPH	DIFF	TIME OF DAY
1 -		25.489	1:10.544	61.64	9.362	17:17:12.675
2 -	36.728	25.078	1:01.806	70.35	0.624	17:18:14.481
3 -	37.365	25.441	1:02.806	69.23	1.624	17:19:17.287
4 -	36.557	24.625	1:01.182 (1)	71.07		17:20:18.469
5 -	36.840	25.116	1:01.956	70.18	0.774	17:21:20.425
6 -	37.902	25.235	1:03.137	68.87	1.955	17:22:23.562
7 -	36.019	25.174	1:01.193 (2)	71.06	0.011	17:23:24.755
8 -	36.426	25.636	1:02.062	70.06	0.880	17:24:26.817
9 -	36.560	24.693	1:01.253 (3)	70.99	0.071	17:25:28.070

P12 48 S		Kevin SABBARTON		Kawasaki NINJA 300 - Karen Castle Opticians		
IDEAL LAP TIME : 1:01.748		BEST LAP TIME : 1:01.748		DIFFERENCE : 0.000		
LAP	SECTOR 1	SECTOR 2	LAP TIME	MPH	DIFF	TIME OF DAY
1 -		25.852	1:12.232	60.20	10.484	17:17:14.363
2 -	37.783	25.698	1:03.481	68.50	1.733	17:18:17.844
3 -	36.857	25.238	1:02.095	70.03	0.347	17:19:19.939
4 -	36.706	25.137	1:01.843 (2)	70.31	0.095	17:20:21.782
5 -	37.437	25.578	1:03.015	69.00	1.267	17:21:24.797
6 -	37.295	26.200	1:03.495	68.48	1.747	17:22:28.292
7 -	37.011	25.266	1:02.277	69.82	0.529	17:23:30.569
8 -	36.807	25.171	1:01.978 (3)	70.16	0.230	17:24:32.547
9 -	36.639	25.109	1:01.748 (1)	70.42		17:25:34.295

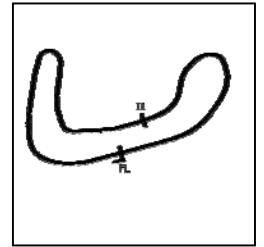
Weather / Track : Cloudy / Dry

Brands Hatch Indy
Circuit Length = 1.2079 miles
Start: 17:16 Flag 17:24 End: 17:26

BMCRC - MRO Championships 2020 - Rnd 1 @ Brands Hatch Indy

ACU Team Green Junior Cup & Senior 300

RACE 20 - SECTOR ANALYSIS



SECTOR 1 = FL to I1, SECTOR 2 = I1 to FL, DIFF = Difference To Personal Best Lap, P = Crossed Finish Line in Pit Lane, D = Time Disallowed

P13 50 J Fred McMULLAN		Kawasaki NINJA - Orwells motorcycles Ipswich				
IDEAL LAP TIME : 1:02.428		BEST LAP TIME : 1:02.428		DIFFERENCE : 0.000		
LAP	SECTOR 1	SECTOR 2	LAP TIME	MPH	DIFF	TIME OF DAY
1 -		26.346	1:10.590	61.60	8.162	17:17:12.721
2 -	37.356	25.960	1:03.316	68.68	0.888	17:18:16.037
3 -	37.491	25.467	1:02.958 (3)	69.07	0.530	17:19:18.995
4 -	36.990	25.438	1:02.428 (1)	69.65		17:20:21.423
5 -	37.604	25.439	1:03.043	68.97	0.615	17:21:24.466
6 -	37.373	27.440	1:04.813	67.09	2.385	17:22:29.279
7 -	37.544	25.468	1:03.012	69.01	0.584	17:23:32.291
8 -	37.129	25.681	1:02.810 (2)	69.23	0.382	17:24:35.101
9 -	37.451	25.693	1:03.144	68.86	0.716	17:25:38.245

P14 47 J Joe FARRAGHER		Kawasaki NINJA 400 - J C Utilities Ltd				
IDEAL LAP TIME : 1:02.483		BEST LAP TIME : 1:02.700		DIFFERENCE : 0.217		
LAP	SECTOR 1	SECTOR 2	LAP TIME	MPH	DIFF	TIME OF DAY
1 -		26.673	1:14.507	58.36	11.807	17:17:16.638
2 -	38.488	25.945	1:04.433	67.49	1.733	17:18:21.071
3 -	38.258	25.729	1:03.987	67.96	1.287	17:19:25.058
4 -	37.788	25.575	1:03.363	68.63	0.663	17:20:28.421
5 -	38.508	25.629	1:04.137	67.80	1.437	17:21:32.558
6 -	37.492	25.655	1:03.147 (2)	68.86	0.447	17:22:35.705
7 -	37.946	25.439	1:03.385	68.60	0.685	17:23:39.090
8 -	37.819	25.349	1:03.168 (3)	68.84	0.468	17:24:42.258
9 -	37.134	25.566	1:02.700 (1)	69.35		17:25:44.958

P15 70 S Justin WHITE		Kawasaki NINJA 300 - Just In Graphics				
IDEAL LAP TIME : 1:03.737		BEST LAP TIME : 1:03.737		DIFFERENCE : 0.000		
LAP	SECTOR 1	SECTOR 2	LAP TIME	MPH	DIFF	TIME OF DAY
1 -		25.756	1:11.490	60.82	7.753	17:17:13.621
2 -	38.687	26.466	1:05.153	66.74	1.416	17:18:18.774
3 -	38.025	25.712	1:03.737 (1)	68.22		17:19:22.511
4 -	38.290	26.362	1:04.652 (3)	67.26	0.915	17:20:27.163
5 -	39.991	26.386	1:06.377	65.51	2.640	17:21:33.540
6 -	38.247	25.783	1:04.030 (2)	67.91	0.293	17:22:37.570
7 -	39.265	27.375	1:06.640	65.25	2.903	17:23:44.210
8 -	38.447	26.414	1:04.861	67.04	1.124	17:24:49.071
9 -	38.636	26.066	1:04.702	67.20	0.965	17:25:53.773

P16 34 J Oliver ARBON		Kawasaki NINJA 300 - tt plumbing and heating				
IDEAL LAP TIME : 1:04.139		BEST LAP TIME : 1:04.436		DIFFERENCE : 0.297		
LAP	SECTOR 1	SECTOR 2	LAP TIME	MPH	DIFF	TIME OF DAY
1 -		26.787	1:15.376	57.69	10.940	17:17:17.507
2 -	38.346	26.923	1:05.269 (3)	66.62	0.833	17:18:22.776
3 -	38.299	27.179	1:05.478	66.41	1.042	17:19:28.254
4 -	38.700	26.705	1:05.405	66.48	0.969	17:20:33.659
5 -	39.138	26.199	1:05.337	66.55	0.901	17:21:38.996
6 -	38.142	26.410	1:04.552 (2)	67.36	0.116	17:22:43.548
7 -	39.312	26.814	1:06.126	65.76	1.690	17:23:49.674
8 -	38.439	25.997	1:04.436 (1)	67.48		17:24:54.110

Weather / Track : Cloudy / Dry

Brands Hatch Indy
Circuit Length = 1.2079 miles
Start: 17:16 Flag 17:24 End: 17:26

BMCRC - MRO Championships 2020 - Rnd 1 @ Brands Hatch Indy

ACU Team Green Junior Cup & Senior 300

RACE 20 - SECTOR ANALYSIS



SECTOR 1 = FL to I1, SECTOR 2 = I1 to FL, DIFF = Difference To Personal Best Lap, P = Crossed Finish Line in Pit Lane, D = Time Disallowed

P17 66 S		Mark SMITH		Kawasaki NINJA 300 - MHP EXHAUST'S			
IDEAL LAP TIME : 1:04.541		BEST LAP TIME : 1:05.270		DIFFERENCE : 0.729			
LAP	SECTOR 1	SECTOR 2	LAP TIME	MPH	DIFF	TIME OF DAY	
1 -		25.915	1:13.517	59.15	8.247	17:17:15.648	
2 -	38.655	26.682	1:05.337	66.55	0.067	17:18:20.985	
3 -	39.557	26.403	1:05.960	65.92	0.690	17:19:26.945	
4 -	39.756	26.763	1:06.519	65.37	1.249	17:20:33.464	
5 -	39.206	26.064	1:05.270 (1)	66.62		17:21:38.734	
6 -	38.626	26.679	1:05.305 (3)	66.58	0.035	17:22:44.039	
7 -	39.172	26.565	1:05.737	66.15	0.467	17:23:49.776	
8 -	39.171	26.099	1:05.270 (1)	66.62		17:24:55.046	

P18 39 S		Peter PARAPANOS		Kawasaki NINJA 300 -			
IDEAL LAP TIME : 1:05.073		BEST LAP TIME : 1:05.466		DIFFERENCE : 0.393			
LAP	SECTOR 1	SECTOR 2	LAP TIME	MPH	DIFF	TIME OF DAY	
1 -		26.365	1:13.249	59.36	7.783	17:17:15.380	
2 -	38.738	26.728	1:05.466 (1)	66.42		17:18:20.846	
3 -	39.552	26.697	1:06.249	65.64	0.783	17:19:27.095	
4 -	39.357	26.884	1:06.241	65.64	0.775	17:20:33.336	
5 -	39.690	26.897	1:06.587	65.30	1.121	17:21:39.923	
6 -	39.158	26.391	1:05.549 (2)	66.34	0.083	17:22:45.472	
7 -	39.732	26.440	1:06.172	65.71	0.706	17:23:51.644	
8 -	39.628	26.335	1:05.963 (3)	65.92	0.497	17:24:57.607	

P19 77 J		Joe WHITE		Kawasaki NINJA 300 - Just In Graphics / MZ Contracts			
IDEAL LAP TIME : 1:04.240		BEST LAP TIME : 1:04.240		DIFFERENCE : 0.000			
LAP	SECTOR 1	SECTOR 2	LAP TIME	MPH	DIFF	TIME OF DAY	
1 -		27.053	1:15.844	57.33	11.604	17:17:17.975	
2 -	39.747	26.652	1:06.399	65.49	2.159	17:18:24.374	
3 -	40.131	26.692	1:06.823	65.07	2.583	17:19:31.197	
4 -	39.318	26.398	1:05.716	66.17	1.476	17:20:36.913	
5 -	39.439	26.069	1:05.508 (3)	66.38	1.268	17:21:42.421	
6 -	39.379	26.115	1:05.494 (2)	66.39	1.254	17:22:47.915	
7 -	38.602	25.638	1:04.240 (1)	67.69		17:23:52.155	
8 -	39.274	26.279	1:05.553	66.33	1.313	17:24:57.708	

P20 400 S		Stuart THURTLE		Kawasaki NINJA 400 - TeamTortoise			
IDEAL LAP TIME : 1:04.339		BEST LAP TIME : 1:04.339		DIFFERENCE : 0.000			
LAP	SECTOR 1	SECTOR 2	LAP TIME	MPH	DIFF	TIME OF DAY	
1 -		26.856	1:16.741	56.66	12.402	17:17:18.872	
2 -	39.184	26.710	1:05.894	65.99	1.555	17:18:24.766	
3 -	40.076	26.663	1:06.739	65.15	2.400	17:19:31.505	
4 -	39.059	26.731	1:05.790	66.09	1.451	17:20:37.295	
5 -	39.232	26.094	1:05.326 (2)	66.56	0.987	17:21:42.621	
6 -	39.302	26.201	1:05.503	66.38	1.164	17:22:48.124	
7 -	38.653	25.686	1:04.339 (1)	67.58		17:23:52.463	
8 -	39.198	26.147	1:05.345 (3)	66.54	1.006	17:24:57.808	

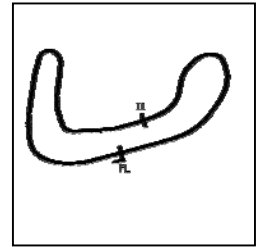
Weather / Track : Cloudy / Dry

Brands Hatch Indy
Circuit Length = 1.2079 miles
Start: 17:16 Flag 17:24 End: 17:26

BMCRC - MRO Championships 2020 - Rnd 1 @ Brands Hatch Indy

ACU Team Green Junior Cup & Senior 300

RACE 20 - SECTOR ANALYSIS



SECTOR 1 = FL to I1, SECTOR 2 = I1 to FL, DIFF = Difference To Personal Best Lap, P = Crossed Finish Line in Pit Lane, D = Time Disallowed

P21 196 J		Jack KIRSCH		Kawasaki NINJA 400 -		
IDEAL LAP TIME : 1:04.465		BEST LAP TIME : 1:04.746		DIFFERENCE : 0.281		
LAP	SECTOR 1	SECTOR 2	LAP TIME	MPH	DIFF	TIME OF DAY
1 -		26.599	1:15.016	57.96	10.270	17:17:17.147
2 -	39.495	26.311	1:05.806	66.08	1.060	17:18:22.953
3 -	38.488	27.186	1:05.674	66.21	0.928	17:19:28.627
4 -	38.655	26.448	1:05.103 (2)	66.79	0.357	17:20:33.730
5 -	39.298	27.087	1:06.385	65.50	1.639	17:21:40.115
6 -	38.989	26.237	1:05.226 (3)	66.66	0.480	17:22:45.341
7 -	38.769	25.977	1:04.746 (1)	67.16		17:23:50.087
8 -	40.598	27.376	1:07.974	63.97	3.228	17:24:58.061

P22 777 P12		Maximus HARDY		Kawasaki NINJA 300 - DAD		
IDEAL LAP TIME : 1:05.165		BEST LAP TIME : 1:05.463		DIFFERENCE : 0.298		
LAP	SECTOR 1	SECTOR 2	LAP TIME	MPH	DIFF	TIME OF DAY
1 -		26.808	1:14.810	58.12	9.347	17:17:16.941
2 -	39.208	26.255	1:05.463 (1)	66.42		17:18:22.404
3 -	39.069	27.723	1:06.792	65.10	1.329	17:19:29.196
4 -	38.910	27.039	1:05.949	65.93	0.486	17:20:35.145
5 -	39.084	26.659	1:05.743 (3)	66.14	0.280	17:21:40.888
6 -	39.158	26.443	1:05.601 (2)	66.28	0.138	17:22:46.489
7 -	39.461	26.321	1:05.782	66.10	0.319	17:23:52.271
8 -	40.598	26.861	1:07.459	64.46	1.996	17:24:59.730

P23 99 S		Richard BUCKHAM		Kawasaki NINJA 400 -		
IDEAL LAP TIME : 1:04.529		BEST LAP TIME : 1:04.529		DIFFERENCE : 0.000		
LAP	SECTOR 1	SECTOR 2	LAP TIME	MPH	DIFF	TIME OF DAY
1 -		27.087	1:16.619	56.75	12.090	17:17:18.750
2 -	39.151	26.734	1:05.885	66.00	1.356	17:18:24.635
3 -	40.280	26.862	1:07.142	64.76	2.613	17:19:31.777
4 -	39.283	26.589	1:05.872	66.01	1.343	17:20:37.649
5 -	39.270	26.422	1:05.692 (3)	66.19	1.163	17:21:43.341
6 -	38.987	26.440	1:05.427 (2)	66.46	0.898	17:22:48.768
7 -	38.745	25.784	1:04.529 (1)	67.38		17:23:53.297
8 -	39.282	28.139	1:07.421	64.49	2.892	17:25:00.718

P24 14 J		Finn SMART-WEEDEN		Kawasak NINJA 300 - Mum and Dad		
IDEAL LAP TIME : 1:05.709		BEST LAP TIME : 1:06.289		DIFFERENCE : 0.580		
LAP	SECTOR 1	SECTOR 2	LAP TIME	MPH	DIFF	TIME OF DAY
1 -		27.140	1:16.164	57.09	9.875	17:17:18.295
2 -	40.955	27.032	1:07.987	63.96	1.698	17:18:26.282
3 -	41.468	27.351	1:08.819	63.18	2.530	17:19:35.101
4 -	41.065	27.670	1:08.735	63.26	2.446	17:20:43.836
5 -	42.180	27.228	1:09.408	62.65	3.119	17:21:53.244
6 -	40.482	27.326	1:07.808 (3)	64.13	1.519	17:23:01.052
7 -	40.252	26.188	1:06.440 (2)	65.45	0.151	17:24:07.492
8 -	39.521	26.768	1:06.289 (1)	65.60		17:25:13.781

Weather / Track : Cloudy / Dry

Brands Hatch Indy
Circuit Length = 1.2079 miles
Start: 17:16 Flag 17:24 End: 17:26

BMCRC - MRO Championships 2020 - Rnd 1 @ Brands Hatch Indy

ACU Team Green Junior Cup & Senior 300

RACE 20 - SECTOR ANALYSIS



SECTOR 1 = FL to I1, SECTOR 2 = I1 to FL, DIFF = Difference To Personal Best Lap, P = Crossed Finish Line in Pit Lane, D = Time Disallowed

P25 53 S		Michael HARDY		Kawaskai NINJA 300 - me		
IDEAL LAP TIME : 1:05.379		BEST LAP TIME : 1:06.232		DIFFERENCE : 0.853		
LAP	SECTOR 1	SECTOR 2	LAP TIME	MPH	DIFF	TIME OF DAY
1 -		27.102	1:18.504	55.39	12.272	17:17:20.635
2 -	40.894	27.311	1:08.205	63.75	1.973	17:18:28.840
3 -	41.040	27.626	1:08.666	63.32	2.434	17:19:37.506
4 -	40.222	26.923	1:07.145 (3)	64.76	0.913	17:20:44.651
5 -	41.900	26.887	1:08.787	63.21	2.555	17:21:53.438
6 -	40.741	27.138	1:07.879	64.06	1.647	17:23:01.317
7 -	40.782	25.903	1:06.685 (2)	65.21	0.453	17:24:08.002
8 -	39.476	26.756	1:06.232 (1)	65.65		17:25:14.234

P26 81 P12		Keo WALKER		Kawasaki NINJA 300 - Martin Wight Electrical		
IDEAL LAP TIME : 1:05.071		BEST LAP TIME : 1:06.115		DIFFERENCE : 1.044		
LAP	SECTOR 1	SECTOR 2	LAP TIME	MPH	DIFF	TIME OF DAY
1 -		27.595	1:17.238	56.30	11.123	17:17:19.369
2 -	41.509	27.731	1:09.240	62.80	3.125	17:18:28.609
3 -	40.957	27.722	1:08.679	63.31	2.564	17:19:37.288
4 -	40.180	26.978	1:07.158 (3)	64.75	1.043	17:20:44.446
5 -	41.190	26.924	1:08.114	63.84	1.999	17:21:52.560
6 -	41.254	28.395	1:09.649	62.43	3.534	17:23:02.209
7 -	40.027	26.088	1:06.115 (1)	65.77		17:24:08.324
8 -	38.983	27.363	1:06.346 (2)	65.54	0.231	17:25:14.670

P27 29 J		Ben PLATT		Kawasaki NINJA 400 - adss ltd		
IDEAL LAP TIME : 1:14.530		BEST LAP TIME : 1:14.530		DIFFERENCE : 0.000		
LAP	SECTOR 1	SECTOR 2	LAP TIME	MPH	DIFF	TIME OF DAY
1 -		29.221	1:24.344	51.55	9.814	17:17:26.475
2 -	46.576	29.565	1:16.141 (3)	57.11	1.611	17:18:42.616
3 -	46.393	30.232	1:16.625	56.75	2.095	17:19:59.241
4 -	47.233	28.977	1:16.210	57.06	1.680	17:21:15.451
5 -	46.095	29.182	1:15.277 (2)	57.76	0.747	17:22:30.728
6 -	45.586	28.944	1:14.530 (1)	58.34		17:23:45.258
7 -	47.126	29.759	1:16.885	56.55	2.355	17:25:02.143

Weather / Track : Cloudy / Dry

Brands Hatch Indy
Circuit Length = 1.2079 miles
Start: 17:16 Flag 17:24 End: 17:26

BMCRC - MRO Championships 2020 - Rnd 1 @ Brands Hatch Indy

ACU Team Green Junior Cup & Senior 300

RACE 20 - BEST SECTORS

SECTOR 1			SECTOR 2			IDEAL / BEST COMPARISON						
POS	NO	NAME	TIME	NO	NAME	TIME	POS	NO	NAME	IDEAL	BEST	DIFF
									PERFECT LAP	57.278		
1	30	BROWN	33.939	2	THOMAS	23.339	1	30	BROWN	57.576	58.000	0.424
2	2	THOMAS	34.470	3	JONES	23.343	2	2	THOMAS	57.809	57.925	0.116
3	3	JONES	34.571	65	BREESE	23.494	3	3	JONES	57.914	58.206	0.292
4	113	HARDIE	34.719	177	HARDY	23.584	4	177	HARDY	58.587	58.778	0.191
5	177	HARDY	35.003	30	BROWN	23.637	5	113	HARDIE	58.600	59.596	0.996
6	65	BREESE	35.153	40	SPALDING	23.761	6	65	BREESE	58.647	58.721	0.074
7	131	MELLOR	35.352	17	MARCUZZO	23.830	7	40	SPALDING	59.124	59.124	0.000
8	40	SPALDING	35.363	113	HARDIE	23.881	8	131	MELLOR	59.635	59.814	0.179
9	17	MARCUZZO	35.846	131	MELLOR	24.283	9	17	MARCUZZO	59.676	59.676	0.000
10	24	STOLTON	36.019	24	STOLTON	24.625	10	24	STOLTON	1:00.644	1:01.182	0.538
11	43	HALL	36.030	43	HALL	25.060	11	43	HALL	1:01.090	1:01.090	0.000
12	48	SABBARTON	36.639	48	SABBARTON	25.109	12	48	SABBARTON	1:01.748	1:01.748	0.000
13	50	McMULLAN	36.990	47	FARRAGHER	25.349	13	50	McMULLAN	1:02.428	1:02.428	0.000
14	47	FARRAGHER	37.134	50	McMULLAN	25.438	14	47	FARRAGHER	1:02.483	1:02.700	0.217
15	70	WHITE	38.025	77	WHITE	25.638	15	70	WHITE	1:03.737	1:03.737	0.000
16	34	ARBON	38.142	400	THURTL	25.686	16	34	ARBON	1:04.139	1:04.436	0.297
17	196	KIRSCH	38.488	70	WHITE	25.712	17	77	WHITE	1:04.240	1:04.240	0.000
18	77	WHITE	38.602	99	BUCKHAM	25.784	18	400	THURTL	1:04.339	1:04.339	0.000
19	66	SMITH	38.626	53	HARDY	25.903	19	196	KIRSCH	1:04.465	1:04.746	0.281
20	400	THURTL	38.653	66	SMITH	25.915	20	99	BUCKHAM	1:04.529	1:04.529	0.000
21	39	PARAPANOS	38.738	196	KIRSCH	25.977	21	66	SMITH	1:04.541	1:05.270	0.729
22	99	BUCKHAM	38.745	34	ARBON	25.997	22	81	WALKER	1:05.071	1:06.115	1.044
23	777	HARDY	38.910	81	WALKER	26.088	23	39	PARAPANOS	1:05.073	1:05.466	0.393
24	81	WALKER	38.983	14	SMART-WEEDEN	26.188	24	777	HARDY	1:05.165	1:05.463	0.298
25	53	HARDY	39.476	777	HARDY	26.255	25	53	HARDY	1:05.379	1:06.232	0.853
26	14	SMART-WEEDEN	39.521	39	PARAPANOS	26.335	26	14	SMART-WEEDEN	1:05.709	1:06.289	0.580
27	29	PLATT	45.586	29	PLATT	28.944	27	29	PLATT	1:14.530	1:14.530	0.000

Weather / Track : Cloudy / Dry

Results can be found at www.tsl-timing.com

Brands Hatch Indy
 Circuit Length = 1.2079 miles
 Start: 17:16 Flag 17:24 End: 17:26

Printed - 17:26 Sunday, 08 March 2020

BMCRC - MRO Championships 2020 - Rnd 1 @ Brands Hatch Indy

ACU Team Green Junior Cup & Senior 300

RACE 20 - STATISTICS

Competitors Started 27
Planned Start 2020-03-08 @ 17:25:00.000
Actual Start 2020-03-08 @ 17:16:02.130
Finish Time 2020-03-08 @ 17:24:53.692
Track Length 1.2079mi.
Total Laps 230
Total Distance Covered 277.8274mi.

Session Fastest Lap History

NO	CL	NAME	LAP TIME	TIME OF DAY	LAP	VEHICLE
2	S	Joe THOMAS	58.203	17:18:04.295	2	Kawasaki NINJA 400
2	S	Joe THOMAS	58.174	17:19:02.469	3	Kawasaki NINJA 400
2	S	Joe THOMAS	57.925	17:20:00.394	4	Kawasaki NINJA 400

Session Leader History

NO	CL	NAME	FROM LAP	LAPS LED	DISTANCE	VEHICLE
2	S	Joe THOMAS	1	9	10.87 miles	Kawasaki NINJA 400

Flag History

TYPE	TIME OF DAY
GREEN	17:16:02.130
FINISH	17:24:53.692

Flag Statistics

TYPE	COUNT	TOTAL LAPS	TOTAL TIME
Green	1	9	9:58.812
Red	0	0	0.000
Safety Car	0	0	0.000
FCY	0	0	0.000

BMCRC - MRO Championships 2020 - Rnd 1 @ Brands Hatch Indy

ACU Team Green Junior Cup & Senior 300

RACE 20 - STATISTICS

CLASS : J

12 Starters

Fastest Lap History

NO	NAME	LAP TIME	TIME OF DAY	LAP	VEHICLE
3	Lewis JONES	59.905	17:18:07.594	2	Kawasaki NINJA 300
3	Lewis JONES	59.628	17:19:07.222	3	Kawasaki NINJA 300
3	Lewis JONES	58.929	17:20:06.151	4	Kawasaki NINJA 300
30	Cameron BROWN	58.593	17:21:06.751	5	Kawasaki NINJA 300
3	Lewis JONES	58.381	17:22:04.225	6	Kawasaki NINJA 300
30	Cameron BROWN	58.367	17:22:05.118	6	Kawasaki NINJA 300
30	Cameron BROWN	58.000	17:23:03.118	7	Kawasaki NINJA 300

Leader History

NO	NAME	FROM LAP	LAPS LED	DISTANCE	VEHICLE
3	Lewis JONES	1	9	10.87 miles	Kawasaki NINJA 300

BMCRC - MRO Championships 2020 - Rnd 1 @ Brands Hatch Indy

ACU Team Green Junior Cup & Senior 300

RACE 20 - STATISTICS

CLASS : S

13 Starters

Fastest Lap History

NO	NAME	LAP TIME	TIME OF DAY	LAP	VEHICLE
2	Joe THOMAS	58.203	17:18:04.295	2	Kawasaki NINJA 400
2	Joe THOMAS	58.174	17:19:02.469	3	Kawasaki NINJA 400
2	Joe THOMAS	57.925	17:20:00.394	4	Kawasaki NINJA 400

Leader History

NO	NAME	FROM LAP	LAPS LED	DISTANCE	VEHICLE
2	Joe THOMAS	1	9	10.87 miles	Kawasaki NINJA 400

BMCRC - MRO Championships 2020 - Rnd 1 @ Brands Hatch Indy

ACU Team Green Junior Cup & Senior 300

RACE 20 - STATISTICS

CLASS : P12

2 Starters

Fastest Lap History

NO	NAME	LAP TIME	TIME OF DAY	LAP	VEHICLE
777	Maximus HARDY	1:05.463	17:18:22.417	2	Kawasaki NINJA 300

Leader History

NO	NAME	FROM LAP	LAPS LED	DISTANCE	VEHICLE
777	Maximus HARDY	1	8	9.66 miles	Kawasaki NINJA 300

BMCRC-MRO Championships 2020



**REACTIVE PARTS MRO
POWERBIKES inc MSS
PERFORMANCE CLUBMAN 1000**

Brands Hatch Indy Circuit

7th / 8th March 2020



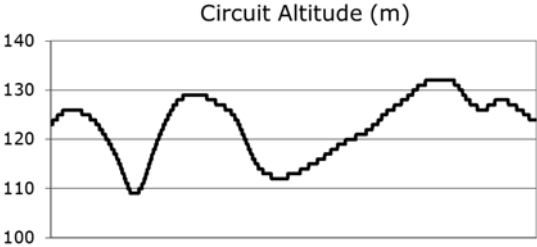
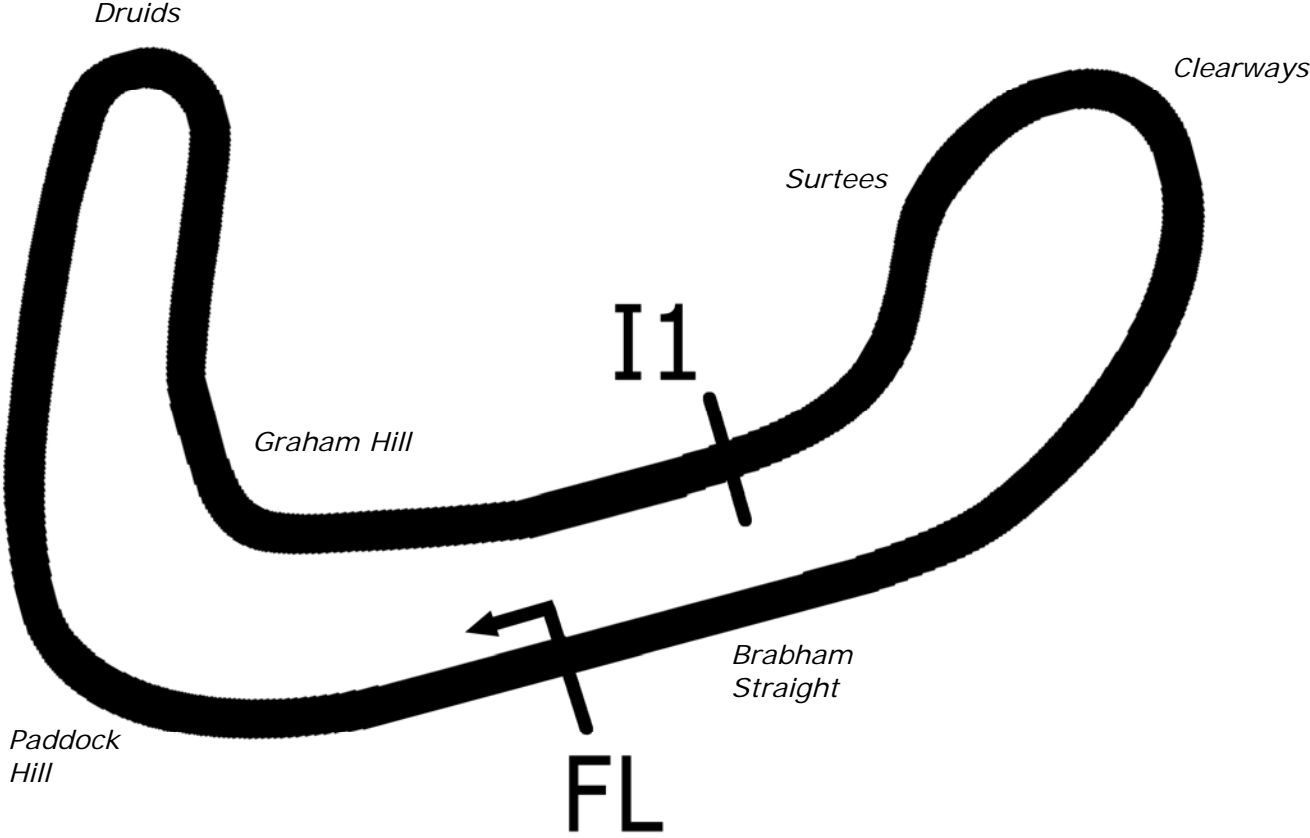
Results Provided by Timing Solutions Ltd
www.tsl-timing.com

Brands Hatch Indy



SPORTS TIMING

TIMING SOLUTIONS LTD



Length	1.2079 miles	1944.0 m	
FL		51.36032 N	0.26032 E
I1	1112m	51.35934 N	0.25955 E
Pit Entry	1669m	51.35911 N	0.25743 E
Pit Exit	26m after FL	51.36027 N	0.26078 E
Pit Entry–Pit Exit 277m, 16.6s @60kph, 12.4s @80kph			

BMCRC - MRO Championships 2020 - Rnd 1 @ Brands Hatch Indy

Reactive Parts MRO Powerbikes inc MSS Performance Clubman 1000

QUALIFYING - CLASSIFICATION



POS	NO	CL	PIC NAME	ENTRY	TIME	ON	LAPS	GAP	DIFF	MPH
1	99		1 Anthony JOHNSON	BMW S1000RR - Technical lifting service's	48.252	17	17			90.12
2	2		2 Peter BAKER	Kawasaki ZX10R - Dodfrey Engineering	48.900	6	11	0.648	0.648	88.92
3	212		3 Olly SAVAGE	Yamaha R1 - Jock Properties Ltd	49.186	12	16	0.934	0.286	88.41
4	29		4 Mark BRIDGER	Yamaha R1 - Moremoto	49.228	5	9	0.976	0.042	88.33
5	711		5 Ritchie THORNTON	Kawasaki ZX10R - Team 71	49.239	17	19	0.987	0.011	88.31
6	98		6 Rick DICKINSON	BMW S1000RR - MotorcycleRaceParts.co.uk	49.244	9	9	0.992	0.005	88.30
7	17		7 Philip BAKER	BMW S1000RR - Dickie Donna & Malcom Sausage, J10	49.268	15	18	1.016	0.024	88.26
8	119		8 Bob COLLINS	Suzuki GSXR 1000 - FWR.co.uk	49.293	13	19	1.041	0.025	88.21
9	54		9 Steve HENEGHAN	Ducati PANIGALE V4S - ReactiveParts.com	49.302	12	19	1.050	0.009	88.20
10	44		10 Nicky WILSON	Suzuki GSXR 1000 - Demon GP/Haslemere Motorcycles	49.305	14	21	1.053	0.003	88.19
11	16		11 Glenn WALSH	BMW S1000RR - Walters Medical	49.334	5	9	1.082	0.029	88.14
12	30		12 Ryan GIBSON	Kawasaki ZX10R - JMC	49.385	14	20	1.133	0.051	88.05
13	71		13 Tom NORTON	Suzuki GSXR 1000 - Mike Newman Haulage	49.400	6	12	1.148	0.015	88.02
14	24		14 Alan SMITH	Kawasaki ZX10R - Orwells Mcs	49.700	7	7	1.448	0.300	87.49
15	39		15 Max MORGAN	Kawasaki ZX10RR - MSS PERFORMANCE	49.806	15	16	1.554	0.106	87.31
16	88	C	1 Scott HALLIDAY	Suzuki GSXR 1000 - Performance fitness gym	49.846	5	8	1.594	0.040	87.24
17	272		16 Daniel JOHNSON	BMW S1000 RR -	49.952	13	15	1.700	0.106	87.05
18	177	C	2 Ryan WARRINGTON	Kawasaki ZX10R - RWC	50.081	12	12	1.829	0.129	86.83
19	12		17 David COMBRINCK	Kawasaki ZX10R -	50.270	16	17	2.018	0.189	86.50
20	15		18 Mariusz SIEMIENIUK-JUZWIUK	BMW S 1000 RR - BELMONT AUTO SERVICE	50.312	12	19	2.060	0.042	86.43
21	83	C	3 Jason SIGGS	Yamaha R1 - J Siggs Construction	50.510	19	22	2.258	0.198	86.09
22	8*		19 John COUGHLAN	Aprilia RSV4RF - BIKERSWORLD	50.543	5	13	2.291	0.033	86.03
23	191		20 Barry GRAHAM	Kawasaki ZX10R - BG BOATS	50.602	12	14	2.350	0.059	85.93
24	9	C	4 Luke DIXON	BMW S1000RR -	50.640	12	14	2.388	0.038	85.87
25	35	C	5 Robert CRESSWELL	Kawasaki ZX10R - ODDJOBROB Racing	50.779	14	14	2.527	0.139	85.63
26	114	C	6 Ricky MARTIN	Honda CBR1000RR - T.B.R Performance	51.386	13	20	3.134	0.607	84.62
27	32		21 Martin MORRIS	Kawasaki ZX10R - Morris Racing, Obsession Engineering	51.853	14	16	3.601	0.467	83.86
28	6		22 Dan SHAILER	Yamaha R1 - McShailer Racing	51.963	13	22	3.711	0.110	83.68
29	277	C	7 Adrian AVERRE	Yamaha R1 - Ryders Alley Racing	52.043	4	14	3.791	0.080	83.55
30	50	C	8 Dan WELFORD	Suzuki GSXR 1000 - SEG Sussex Electric Gates/ Vistec	52.402	8	8	4.150	0.359	82.98
31	139		23 Shane SMITH	Honda CBR1000 SP1 - Ridemoto.com	52.824	15	15	4.572	0.422	82.32
32	646		24 Sukhminder RAI	Yamaha R1 - Asian Sensation	53.004	11	12	4.752	0.180	82.04
33	51		25 Michael HOGARTH	Kawasaki ZX10 RR - WHR Racing	53.045	12	13	4.793	0.041	81.97
34	41		26 David ABRAHAM	Yamaha R1 - Cambridge Motorcycles	53.290	20	21	5.038	0.245	81.60
35	76		27 Jason BYARD	Suzuki GSXR - May Construction	53.658	5	5	5.406	0.368	81.04
36	105	C	9 Mark BALL	Kawasaki ZX10R -	53.959	17	18	5.707	0.301	80.59
37	63		28 Matthew WREN	Suzuki GSXR - TBR performance	54.367	10	12	6.115	0.408	79.98
38	67	C	10 David REDGEWICK	Aprilia RSV4 - WHEELIES MOTORCYCLES	55.875	3	10	7.623	1.508	77.82

* No. 8 - Plesae fit a working transponder

Brands Hatch Indy
Circuit Length = 1.2079 miles
Start: 09:51 Flag 10:11 End: 10:12

Weather / Track : Cloudy / Dry

These results are provisional until the conclusion of any judicial and technical matters.

Clerk Of Course :	Steward :	Timekeeper :
-------------------	-----------	--------------

Results can be found at www.tsl-timing.com

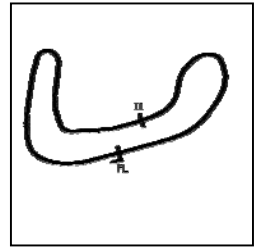
Printed - 10:12 Saturday, 07 March 2020



BMCRC - MRO Championships 2020 - Rnd 1 @ Brands Hatch Indy

Reactive Parts MRO Powerbikes inc MSS Performance Clubman 1000

QUALIFYING - SECTOR ANALYSIS



SECTOR 1 = FL to I1, SECTOR 2 = I1 to FL, DIFF = Difference To Personal Best Lap, P = Crossed Finish Line in Pit Lane, D = Time Disallowed

P1 99		Anthony JOHNSON		BMW S1000RR - Technical lifting service's		
IDEAL LAP TIME : 48.233		BEST LAP TIME : 48.252		DIFFERENCE : 0.019		
LAP	SECTOR 1	SECTOR 2	LAP TIME	MPH	DIFF	TIME OF DAY
1 -	OUTLAP	21.342	1:00.405	71.99	12.153	09:54:23.282
2 -	32.690	20.741	53.431	81.38	5.179	09:55:16.713
3 -	31.343	20.181	51.524	84.39	3.272	09:56:08.237
4 -	34.974	19.882	54.856	79.27	6.604	09:57:03.093
5 -	30.628	IN PIT	1:09.726	P 62.36	21.474	09:58:12.819
6 -	OUTLAP	20.697	54.714	79.47	6.462	09:59:07.533
7 -	29.719	19.353	49.072	88.61	0.820	09:59:56.605
8 -	30.077	19.945	50.022	86.93	1.770	10:00:46.627
9 -	29.209	19.665	48.874	88.97	0.622	10:01:35.501
10 -	29.366	19.435	48.801	89.10	0.549	10:02:24.302
11 -	29.123	19.245	48.368	(3) 89.90	0.116	10:03:12.670
12 -	29.383	20.216	49.599	87.67	1.347	10:04:02.269
13 -	29.277	19.711	48.988	88.76	0.736	10:04:51.257
14 -	29.037	19.317	48.354	(2) 89.93	0.102	10:05:39.611
15 -	34.151	20.157	54.308	80.07	6.056	10:06:33.919
16 -	29.441	19.643	49.084	88.59	0.832	10:07:23.003
17 -	28.988	19.264	48.252	(1) 90.12		10:08:11.255

P2 2		Peter BAKER		Kawasaki ZX10R - Dodfrey Engineering		
IDEAL LAP TIME : 48.895		BEST LAP TIME : 48.900		DIFFERENCE : 0.005		
LAP	SECTOR 1	SECTOR 2	LAP TIME	MPH	DIFF	TIME OF DAY
1 -	OUTLAP	20.604	59.940	72.54	11.040	09:57:14.860
2 -	30.299	20.287	50.586	85.96	1.686	09:58:05.446
3 -	30.512	20.050	50.562	86.00	1.662	09:58:56.008
4 -	29.711	19.522	49.233	88.32	0.333	09:59:45.241
5 -	30.190	19.819	50.009	86.95	1.109	10:00:35.250
6 -	29.373	19.527	48.900	(1) 88.92		10:01:24.150
7 -	30.168	19.581	49.749	87.41	0.849	10:02:13.899
8 -	29.676	19.876	49.552	87.75	0.652	10:03:03.451
9 -	29.413	19.704	49.117	(2) 88.53	0.217	10:03:52.568
10 -	29.579	19.736	49.315	88.18	0.415	10:04:41.883
11 -	29.455	19.683	49.138	(3) 88.49	0.238	10:05:31.021

P3 212		Oilly SAVAGE		Yamaha R1 - Jock Properties Ltd		
IDEAL LAP TIME : 49.097		BEST LAP TIME : 49.186		DIFFERENCE : 0.089		
LAP	SECTOR 1	SECTOR 2	LAP TIME	MPH	DIFF	TIME OF DAY
1 -	OUTLAP	21.745	1:03.535	68.44	14.349	09:55:42.663
2 -	32.366	20.826	53.192	81.75	4.006	09:56:35.855
3 -	32.951	20.471	53.422	81.40	4.236	09:57:29.277
4 -	30.176	19.742	49.918	87.11	0.732	09:58:19.195
5 -	30.098	19.879	49.977	87.01	0.791	09:59:09.172
6 -	29.830	19.934	49.764	87.38	0.578	09:59:58.936
7 -	30.307	19.987	50.294	86.46	1.108	10:00:49.230
8 -	29.968	19.846	49.814	87.29	0.628	10:01:39.044
9 -	29.863	19.673	49.536	87.78	0.350	10:02:28.580
10 -	29.849	19.845	49.694	87.50	0.508	10:03:18.274
11 -	29.716	19.640	49.356	(3) 88.10	0.170	10:04:07.630
12 -	29.537	19.649	49.186	(1) 88.41		10:04:56.816
13 -	30.479	20.100	50.579	85.97	1.393	10:05:47.395
14 -	29.990	20.038	50.028	86.92	0.842	10:06:37.423
15 -	29.831	19.611	49.442	87.95	0.256	10:07:26.865
16 -	29.652	19.560	49.212	(2) 88.36	0.026	10:08:16.077

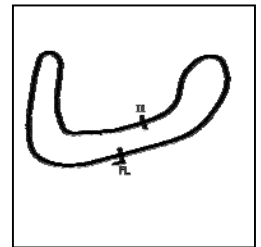
Weather / Track : Cloudy / Dry

Brands Hatch Indy
Circuit Length = 1.2079 miles
Start: 09:51 Flag 10:11 End: 10:12

BMCRC - MRO Championships 2020 - Rnd 1 @ Brands Hatch Indy

Reactive Parts MRO Powerbikes inc MSS Performance Clubman 1000

QUALIFYING - SECTOR ANALYSIS



SECTOR 1 = FL to I1, SECTOR 2 = I1 to FL, DIFF = Difference To Personal Best Lap, P = Crossed Finish Line in Pit Lane, D = Time Disallowed

P4 29		Mark BRIDGER		Yamaha R1 - Moremoto			
IDEAL LAP TIME : 49.082		BEST LAP TIME : 49.228		DIFFERENCE : 0.146			
LAP	SECTOR 1	SECTOR 2	LAP TIME	MPH	DIFF	TIME OF DAY	
1 -	32.121	20.768	52.889	82.22	3.661	09:53:04.247	
2 -	30.701	19.963	50.664	85.83	1.436	09:53:54.911	
3 -	30.209	19.738	49.947	87.06	0.719	09:54:44.858	
4 -	30.857	19.825	50.682	85.80	1.454	09:55:35.540	
5 -	29.621	19.607	49.228 (1)	88.33		09:56:24.768	
6 -	30.008	20.912	50.920	85.40	1.692	09:57:15.688	
7 -	30.062	19.849	49.911 (3)	87.12	0.683	09:58:05.599	
8 -	30.935	20.250	51.185	84.95	1.957	09:58:56.784	
9 -	29.854	19.461	49.315 (2)	88.18	0.087	09:59:46.099	

P5 711		Ritchie THORNTON		Kawasaki ZX10R - Team 71			
IDEAL LAP TIME : 49.192		BEST LAP TIME : 49.239		DIFFERENCE : 0.047			
LAP	SECTOR 1	SECTOR 2	LAP TIME	MPH	DIFF	TIME OF DAY	
1 -	32.628	21.586	54.214	80.21	4.975	09:53:04.746	
2 -	31.068	20.199	51.267	84.82	2.028	09:53:56.013	
3 -	30.449	19.721	50.170	86.67	0.931	09:54:46.183	
4 -	30.093	20.095	50.188	86.64	0.949	09:55:36.371	
5 -	29.824	19.582	49.406	88.01	0.167	09:56:25.777	
6 -	30.626	20.190	50.816	85.57	1.577	09:57:16.593	
7 -	30.828	19.773	50.601	85.93	1.362	09:58:07.194	
8 -	30.587	20.875	51.462	84.50	2.223	09:58:58.656	
9 -	30.587	19.701	50.288	86.47	1.049	09:59:48.944	
10 -	29.896	20.547	50.443	86.20	1.204	10:00:39.387	
11 -	30.911	20.443	51.354	84.67	2.115	10:01:30.741	
12 -	29.893	19.738	49.631	87.61	0.392	10:02:20.372	
13 -	29.816	20.032	49.848	87.23	0.609	10:03:10.220	
14 -	30.089	19.785	49.874	87.19	0.635	10:04:00.094	
15 -	29.643	19.760	49.403 (3)	88.02	0.164	10:04:49.497	
16 -	29.765	19.644	49.409	88.01	0.170	10:05:38.906	
17 -	29.666	19.573	49.239 (1)	88.31		10:06:28.145	
18 -	29.810	19.976	49.786	87.34	0.547	10:07:17.931	
19 -	29.619	19.748	49.367 (2)	88.08	0.128	10:08:07.298	

P6 98		Rick DICKINSON		BMW S1000RR - MotorcycleRaceParts.co.uk			
IDEAL LAP TIME : 49.244		BEST LAP TIME : 49.244		DIFFERENCE : 0.000			
LAP	SECTOR 1	SECTOR 2	LAP TIME	MPH	DIFF	TIME OF DAY	
1 -	OUTLAP	21.922	1:02.151	69.96	12.907	10:00:00.835	
2 -	33.231	21.461	54.692	79.51	5.448	10:00:55.527	
3 -	33.180	21.614	54.794	79.36	5.550	10:01:50.321	
4 -	32.488	20.643	53.131	81.84	3.887	10:02:43.452	
5 -	30.377	19.729	50.106 (3)	86.78	0.862	10:03:33.558	
6 -	31.140	20.386	51.526	84.39	2.282	10:04:25.084	
7 -	30.956	19.780	50.736	85.71	1.492	10:05:15.820	
8 -	30.020	19.607	49.627 (2)	87.62	0.383	10:06:05.447	
9 -	29.685	19.559	49.244 (1)	88.30		10:06:54.691	

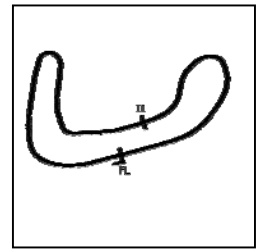
Weather / Track : Cloudy / Dry

Brands Hatch Indy
Circuit Length = 1.2079 miles
Start: 09:51 Flag 10:11 End: 10:12

BMCRC - MRO Championships 2020 - Rnd 1 @ Brands Hatch Indy

Reactive Parts MRO Powerbikes inc MSS Performance Clubman 1000

QUALIFYING - SECTOR ANALYSIS



SECTOR 1 = FL to I1, SECTOR 2 = I1 to FL, DIFF = Difference To Personal Best Lap, P = Crossed Finish Line in Pit Lane, D = Time Disallowed

P7 17 Philip BAKER		BMW S1000RR - Dickie Donna & Malcom Sausage, J10 electric				
IDEAL LAP TIME : 49.145		BEST LAP TIME : 49.268		DIFFERENCE : 0.123		
LAP	SECTOR 1	SECTOR 2	LAP TIME	MPH	DIFF	TIME OF DAY
1 -	35.050	21.982	57.032	76.24	7.764	09:53:40.106
2 -	32.216	20.504	52.720	82.48	3.452	09:54:32.826
3 -	31.492	20.841	52.333	83.09	3.065	09:55:25.159
4 -	32.448	20.415	52.863	82.26	3.595	09:56:18.022
5 -	30.371	20.949	51.320	84.73	2.052	09:57:09.342
6 -	32.913	20.541	53.454	81.35	4.186	09:58:02.796
7 -	30.475	19.927	50.402	86.27	1.134	09:58:53.198
8 -	30.580	20.603	51.183	84.96	1.915	09:59:44.381
9 -	30.791	19.874	50.665	85.83	1.397	10:00:35.046
10 -	30.296	19.622	49.918	87.11	0.650	10:01:24.964
11 -	30.448	20.696	51.144	85.02	1.876	10:02:16.108
12 -	32.178	20.557	52.735	82.46	3.467	10:03:08.843
13 -	29.924	19.653	49.577 (3)	87.71	0.309	10:03:58.420
14 -	29.973	19.512	49.485 (2)	87.87	0.217	10:04:47.905
15 -	29.633	19.635	49.268 (1)	88.26		10:05:37.173
16 -	29.853	19.882	49.735	87.43	0.467	10:06:26.908
17 -	37.205	IN PIT	1:20.541 P	53.99	31.273	10:07:47.449
18 -	OUTLAP	20.129	57.005	76.28	7.737	10:08:44.454

P8 119 Bob COLLINS		Suzuki GSXR 1000 - FWR.co.uk				
IDEAL LAP TIME : 49.136		BEST LAP TIME : 49.293		DIFFERENCE : 0.157		
LAP	SECTOR 1	SECTOR 2	LAP TIME	MPH	DIFF	TIME OF DAY
1 -	31.242	20.139	51.381	84.63	2.088	09:52:59.322
2 -	30.033	19.755	49.788	87.34	0.495	09:53:49.110
3 -	29.817	19.829	49.646	87.59	0.353	09:54:38.756
4 -	29.674	19.745	49.419 (3)	87.99	0.126	09:55:28.175
5 -	29.863	20.227	50.090	86.81	0.797	09:56:18.265
6 -	30.161	19.726	49.887	87.16	0.594	09:57:08.152
7 -	29.585	19.835	49.420	87.99	0.127	09:57:57.572
8 -	29.833	19.711	49.544	87.77	0.251	09:58:47.116
9 -	29.786	19.743	49.529	87.79	0.236	09:59:36.645
10 -	29.950	19.839	49.789	87.34	0.496	10:00:26.434
11 -	29.707	20.049	49.756	87.39	0.463	10:01:16.190
12 -	29.491	19.857	49.348 (2)	88.12	0.055	10:02:05.538
13 -	29.425	19.868	49.293 (1)	88.21		10:02:54.831
14 -	29.695	19.958	49.653	87.57	0.360	10:03:44.484
15 -	29.828	19.885	49.713	87.47	0.420	10:04:34.197
16 -	29.618	19.812	49.430	87.97	0.137	10:05:23.627
17 -	29.665	20.299	49.964	87.03	0.671	10:06:13.591
18 -	29.673	19.851	49.524	87.80	0.231	10:07:03.115
19 -	29.848	19.853	49.701	87.49	0.408	10:07:52.816

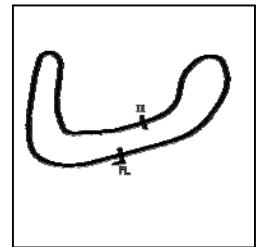
Weather / Track : Cloudy / Dry

Brands Hatch Indy
Circuit Length = 1.2079 miles
Start: 09:51 Flag 10:11 End: 10:12

BMCRC - MRO Championships 2020 - Rnd 1 @ Brands Hatch Indy

Reactive Parts MRO Powerbikes inc MSS Performance Clubman 1000

QUALIFYING - SECTOR ANALYSIS



SECTOR 1 = FL to I1, SECTOR 2 = I1 to FL, DIFF = Difference To Personal Best Lap, P = Crossed Finish Line in Pit Lane, D = Time Disallowed

P9 54 Steve HENEGHAN		Ducati PANIGALE V4S - ReactiveParts.com				
IDEAL LAP TIME : 49.011		BEST LAP TIME : 49.302		DIFFERENCE : 0.291		
LAP	SECTOR 1	SECTOR 2	LAP TIME	MPH	DIFF	TIME OF DAY
1 -	OUTLAP	20.695	57.644	75.43	8.342	09:54:32.080
2 -	31.878	20.832	52.710	82.50	3.408	09:55:24.790
3 -	30.469	19.970	50.439	86.21	1.137	09:56:15.229
4 -	30.873	19.999	50.872	85.48	1.570	09:57:06.101
5 -	30.508	20.243	50.751	85.68	1.449	09:57:56.852
6 -	31.272	19.829	51.101	85.09	1.799	09:58:47.953
7 -	30.104	19.659	49.763	87.38	0.461	09:59:37.716
8 -	30.725	20.998	51.723	84.07	2.421	10:00:29.439
9 -	30.516	IN PIT	2:19.399	P 31.19	1:30.097	10:02:48.838
10 -	OUTLAP	20.169	55.592	78.22	6.290	10:03:44.430
11 -	30.475	20.032	50.507	86.09	1.205	10:04:34.937
12 -	29.747	19.555	49.302 (1)	88.20		10:05:24.239
13 -	29.456	20.346	49.802	87.31	0.500	10:06:14.041
14 -	29.927	19.769	49.696	87.50	0.394	10:07:03.737
15 -	29.706	19.697	49.403	(2) 88.02	0.101	10:07:53.140
16 -	30.559	19.814	50.373	86.32	1.071	10:08:43.513
17 -	29.705	19.971	49.676	(3) 87.53	0.374	10:09:33.189
18 -	30.904	IN PIT	1:36.730	P 44.95	47.428	10:11:09.919
19 -	OUTLAP	20.306	54.990	79.07	5.688	10:12:04.909

P10 44 Nicky WILSON		Suzuki GSXR 1000 - Demon GP/Haslemere Motorcycles				
IDEAL LAP TIME : 49.134		BEST LAP TIME : 49.305		DIFFERENCE : 0.171		
LAP	SECTOR 1	SECTOR 2	LAP TIME	MPH	DIFF	TIME OF DAY
1 -	33.533	21.097	54.630	79.60	5.325	09:53:04.106
2 -	31.248	20.293	51.541	84.37	2.236	09:53:55.647
3 -	30.420	19.853	50.273	86.49	0.968	09:54:45.920
4 -	29.952	20.145	50.097	86.80	0.792	09:55:36.017
5 -	29.570	19.793	49.363	88.09	0.058	09:56:25.380
6 -	30.508	19.916	50.424	86.24	1.119	09:57:15.804
7 -	30.323	19.784	50.107	86.78	0.802	09:58:05.911
8 -	30.993	IN PIT	1:54.697	P 37.91	1:05.392	10:00:00.608
9 -	OUTLAP	20.045	56.244	77.31	6.939	10:00:56.852
10 -	31.081	19.904	50.985	85.29	1.680	10:01:47.837
11 -	30.158	20.363	50.521	86.07	1.216	10:02:38.358
12 -	29.777	19.564	49.341	(3) 88.13	0.036	10:03:27.699
13 -	30.182	19.714	49.896	87.15	0.591	10:04:17.595
14 -	29.677	19.628	49.305 (1)	88.19		10:05:06.900
15 -	30.003	19.756	49.759	87.39	0.454	10:05:56.659
16 -	29.758	19.864	49.622	87.63	0.317	10:06:46.281
17 -	31.053	IN PIT	1:42.787	P 42.30	53.482	10:08:29.068
18 -	OUTLAP	21.116	58.717	74.06	9.412	10:09:27.785
19 -	30.009	20.076	50.085	86.82	0.780	10:10:17.870
20 -	29.620	19.688	49.308	(2) 88.19	0.003	10:11:07.178
21 -	29.627	19.823	49.450	87.93	0.145	10:11:56.628

P11 16 Glenn WALSH		BMW S1000RR - Walters Medical				
IDEAL LAP TIME : 49.333		BEST LAP TIME : 49.334		DIFFERENCE : 0.001		
LAP	SECTOR 1	SECTOR 2	LAP TIME	MPH	DIFF	TIME OF DAY
1 -	34.028	21.835	55.863	77.84	6.529	09:53:11.027
2 -	30.893	20.315	51.208	84.92	1.874	09:54:02.235
3 -	30.105	19.738	49.843	87.24	0.509	09:54:52.078
4 -	30.287	20.447	50.734	85.71	1.400	09:55:42.812
5 -	29.755	19.579	49.334 (1)	88.14		09:56:32.146
6 -	29.801	19.669	49.470	(2) 87.90	0.136	09:57:21.616
7 -	31.416	IN PIT	1:12.115	P 60.30	22.781	09:58:33.731
8 -	OUTLAP	20.229	57.038	76.24	7.704	09:59:30.769
9 -	29.754	19.922	49.676	(3) 87.53	0.342	10:00:20.445

Weather / Track : Cloudy / Dry

Brands Hatch Indy
Circuit Length = 1.2079 miles
Start: 09:51 Flag 10:11 End: 10:12

BMCRC - MRO Championships 2020 - Rnd 1 @ Brands Hatch Indy

Reactive Parts MRO Powerbikes inc MSS Performance Clubman 1000

QUALIFYING - SECTOR ANALYSIS



SECTOR 1 = FL to I1, SECTOR 2 = I1 to FL, DIFF = Difference To Personal Best Lap, P = Crossed Finish Line in Pit Lane, D = Time Disallowed

P12 30		Ryan GIBSON		Kawasaki ZX10R - JMC		
IDEAL LAP TIME : 49.385		BEST LAP TIME : 49.385		DIFFERENCE : 0.000		
LAP	SECTOR 1	SECTOR 2	LAP TIME	MPH	DIFF	TIME OF DAY
1 -	OUTLAP	21.987	1:02.844	69.19	13.459	09:54:31.004
2 -	32.729	20.959	53.688	80.99	4.303	09:55:24.692
3 -	32.370	20.138	52.508	82.81	3.123	09:56:17.200
4 -	30.918	20.962	51.880	83.82	2.495	09:57:09.080
5 -	30.410	19.736	50.146	86.71	0.761	09:57:59.226
6 -	31.180	19.820	51.000	85.26	1.615	09:58:50.226
7 -	30.938	19.896	50.834	85.54	1.449	09:59:41.060
8 -	30.535	20.176	50.711	85.75	1.326	10:00:31.771
9 -	30.473	20.963	51.436	84.54	2.051	10:01:23.207
10 -	30.395	19.685	50.080	86.83	0.695	10:02:13.287
11 -	30.086	19.915	50.001 (3)	86.97	0.616	10:03:03.288
12 -	30.126	19.784	49.910 (2)	87.12	0.525	10:03:53.198
13 -	29.779	20.525	50.304	86.44	0.919	10:04:43.502
14 -	29.707	19.678	49.385 (1)	88.05		10:05:32.887
15 -	30.515	20.682	51.197	84.93	1.812	10:06:24.084
16 -	31.989	IN PIT	2:14.183 P	32.40	1:24.798	10:08:38.267
17 -	OUTLAP	20.899	1:01.493	70.71	12.108	10:09:39.760
18 -	30.530	20.048	50.578	85.97	1.193	10:10:30.338
19 -	30.171	20.049	50.220	86.59	0.835	10:11:20.558
20 -	30.264	19.861	50.125	86.75	0.740	10:12:10.683

P13 71		Tom NORTON		Suzuki GSXR 1000 - Mike Newman Haulage		
IDEAL LAP TIME : 49.367		BEST LAP TIME : 49.400		DIFFERENCE : 0.033		
LAP	SECTOR 1	SECTOR 2	LAP TIME	MPH	DIFF	TIME OF DAY
1 -	OUTLAP	21.349	1:03.076	68.94	13.676	09:54:14.613
2 -	33.111	21.106	54.217	80.20	4.817	09:55:08.830
3 -	32.312	20.392	52.704	82.50	3.304	09:56:01.534
4 -	30.481	19.828	50.309	86.43	0.909	09:56:51.843
5 -	30.292	19.573	49.865 (3)	87.20	0.465	09:57:41.708
6 -	29.794	19.606	49.400 (1)	88.02		09:58:31.108
7 -	34.603	IN PIT	1:27.334 P	49.79	37.934	09:59:58.442
8 -	OUTLAP	22.668	1:02.125	69.99	12.725	10:01:00.567
9 -	30.164	20.050	50.214	86.60	0.814	10:01:50.781
10 -	36.791	21.036	57.827	75.20	8.427	10:02:48.608
11 -	30.682	20.607	51.289	84.78	1.889	10:03:39.897
12 -	29.853	19.702	49.555 (2)	87.75	0.155	10:04:29.452

P14 24		Alan SMITH		Kawasaki ZX10R - Orwells Mcs		
IDEAL LAP TIME : 49.700		BEST LAP TIME : 49.700		DIFFERENCE : 0.000		
LAP	SECTOR 1	SECTOR 2	LAP TIME	MPH	DIFF	TIME OF DAY
1 -	OUTLAP	21.200	1:03.449	68.53	13.749	09:57:17.341
2 -	31.810	20.382	52.192	83.31	2.492	09:58:09.533
3 -	31.666	20.275	51.941	83.72	2.241	09:59:01.474
4 -	30.683	20.279	50.962	85.33	1.262	09:59:52.436
5 -	30.600	19.960	50.560 (2)	86.00	0.860	10:00:42.996
6 -	30.649	19.986	50.635 (3)	85.88	0.935	10:01:33.631
7 -	30.070	19.630	49.700 (1)	87.49		10:02:23.331

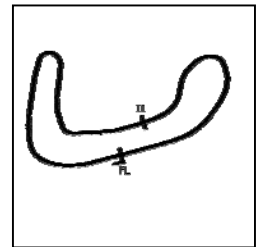
Weather / Track : Cloudy / Dry

Brands Hatch Indy
Circuit Length = 1.2079 miles
Start: 09:51 Flag 10:11 End: 10:12

BMCRC - MRO Championships 2020 - Rnd 1 @ Brands Hatch Indy

Reactive Parts MRO Powerbikes inc MSS Performance Clubman 1000

QUALIFYING - SECTOR ANALYSIS



SECTOR 1 = FL to I1, SECTOR 2 = I1 to FL, DIFF = Difference To Personal Best Lap, P = Crossed Finish Line in Pit Lane, D = Time Disallowed

P15 39		Max MORGAN		Kawasaki ZX10RR - MSS PERFORMANCE		
IDEAL LAP TIME : 49.806		BEST LAP TIME : 49.806		DIFFERENCE : 0.000		
LAP	SECTOR 1	SECTOR 2	LAP TIME	MPH	DIFF	TIME OF DAY
1 -	34.686	22.496	57.182	76.04	7.376	09:53:33.525
2 -	33.343	22.010	55.353	78.56	5.547	09:54:28.878
3 -	31.252	20.667	51.919	83.75	2.113	09:55:20.797
4 -	30.807	20.339	51.146	85.02	1.340	09:56:11.943
5 -	30.233	20.070	50.303	86.44	0.497	09:57:02.246
6 -	30.521	20.229	50.750	85.68	0.944	09:57:52.996
7 -	31.499	20.921	52.420	82.95	2.614	09:58:45.416
8 -	30.149	20.817	50.966	85.32	1.160	09:59:36.382
9 -	30.012	20.384	50.396	86.28	0.590	10:00:26.778
10 -	30.081	20.356	50.437	86.21	0.631	10:01:17.215
11 -	30.617	20.182	50.799	85.60	0.993	10:02:08.014
12 -	30.216	20.013	50.229 (3)	86.57	0.423	10:02:58.243
13 -	30.602	25.633	56.235	77.32	6.429	10:03:54.478
14 -	32.264	20.196	52.460	82.89	2.654	10:04:46.938
15 -	29.901	19.905	49.806 (1)	87.31		10:05:36.744
16 -	29.907	20.090	49.997 (2)	86.97	0.191	10:06:26.741

P16 88 C		Scott HALLIDAY		Suzuki GSXR 1000 - Performance fitness gym		
IDEAL LAP TIME : 49.611		BEST LAP TIME : 49.846		DIFFERENCE : 0.235		
LAP	SECTOR 1	SECTOR 2	LAP TIME	MPH	DIFF	TIME OF DAY
1 -	34.322	21.395	55.717	78.04	5.871	09:53:12.723
2 -	31.387	21.018	52.405	82.98	2.559	09:54:05.128
3 -	31.201	20.480	51.681	84.14	1.835	09:54:56.809
4 -	30.564	20.205	50.769	85.65	0.923	09:55:47.578
5 -	30.096	19.750	49.846 (1)	87.24		09:56:37.424
6 -	29.861	20.068	49.929 (2)	87.09	0.083	09:57:27.353
7 -	30.661	20.226	50.887	85.45	1.041	09:58:18.240
8 -	30.601	20.107	50.708 (3)	85.75	0.862	09:59:08.948

P17 272		Daniel JOHNSON		BMW S1000 RR -		
IDEAL LAP TIME : 49.892		BEST LAP TIME : 49.952		DIFFERENCE : 0.060		
LAP	SECTOR 1	SECTOR 2	LAP TIME	MPH	DIFF	TIME OF DAY
1 -	34.949	21.921	56.870	76.46	6.918	09:53:11.652
2 -	32.043	20.900	52.943	82.13	2.991	09:54:04.595
3 -	31.425	20.328	51.753	84.02	1.801	09:54:56.348
4 -	30.811	20.710	51.521	84.40	1.569	09:55:47.869
5 -	30.701	20.204	50.905	85.42	0.953	09:56:38.774
6 -	30.873	20.215	51.088	85.11	1.136	09:57:29.862
7 -	30.392	19.840	50.232 (2)	86.57	0.280	09:58:20.094
8 -	30.410	19.967	50.377 (3)	86.32	0.425	09:59:10.471
9 -	30.589	20.432	51.021	85.23	1.069	10:00:01.492
10 -	30.347	20.075	50.422	86.24	0.470	10:00:51.914
11 -	32.204	21.437	53.641	81.06	3.689	10:01:45.555
12 -	30.781	20.682	51.463	84.49	1.511	10:02:37.018
13 -	30.052	19.900	49.952 (1)	87.05		10:03:26.970
14 -	33.903	23.940	57.843	75.17	7.891	10:04:24.813
15 -	30.389	20.003	50.392	86.29	0.440	10:05:15.205

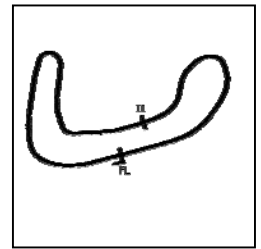
Weather / Track : Cloudy / Dry

Brands Hatch Indy
Circuit Length = 1.2079 miles
Start: 09:51 Flag 10:11 End: 10:12

BMCRC - MRO Championships 2020 - Rnd 1 @ Brands Hatch Indy

Reactive Parts MRO Powerbikes inc MSS Performance Clubman 1000

QUALIFYING - SECTOR ANALYSIS



SECTOR 1 = FL to I1, SECTOR 2 = I1 to FL, DIFF = Difference To Personal Best Lap, P = Crossed Finish Line in Pit Lane, D = Time Disallowed

P18 177 C		Ryan WARRINGTON		Kawasaki ZX10R - RWC		
IDEAL LAP TIME : 49.998		BEST LAP TIME : 50.081		DIFFERENCE : 0.083		
LAP	SECTOR 1	SECTOR 2	LAP TIME	MPH	DIFF	TIME OF DAY
1 -	34.861	21.369	56.230	77.33	6.149	09:53:29.663
2 -	32.876	20.891	53.767	80.87	3.686	09:54:23.430
3 -	31.318	20.585	51.903	83.78	1.822	09:55:15.333
4 -	30.760	20.736	51.496	84.44	1.415	09:56:06.829
5 -	32.548	20.893	53.441	81.37	3.360	09:57:00.270
6 -	31.104	20.772	51.876	83.82	1.795	09:57:52.146
7 -	30.050	20.738	50.788	85.62	0.707	09:58:42.934
8 -	30.791	20.048	50.839	85.53	0.758	09:59:33.773
9 -	30.492	20.646	51.138	85.03	1.057	10:00:24.911
10 -	30.136	20.338	50.474 (3)	86.15	0.393	10:01:15.385
11 -	30.097	19.989	50.086 (2)	86.82	0.005	10:02:05.471
12 -	30.009	20.072	50.081 (1)	86.83		10:02:55.552

P19 12		David COMBRINCK		Kawasaki ZX10R -		
IDEAL LAP TIME : 50.157		BEST LAP TIME : 50.270		DIFFERENCE : 0.113		
LAP	SECTOR 1	SECTOR 2	LAP TIME	MPH	DIFF	TIME OF DAY
1 -	38.951	23.227	1:02.178	69.93	11.908	09:53:24.646
2 -	33.897	21.912	55.809	77.91	5.539	09:54:20.455
3 -	31.960	21.110	53.070	81.94	2.800	09:55:13.525
4 -	31.748	20.992	52.740	82.45	2.470	09:56:06.265
5 -	33.801	20.646	54.447	79.86	4.177	09:57:00.712
6 -	31.318	20.408	51.726	84.06	1.456	09:57:52.438
7 -	30.948	20.234	51.182	84.96	0.912	09:58:43.620
8 -	30.751	20.124	50.875	85.47	0.605	09:59:34.495
9 -	30.536	20.286	50.822	85.56	0.552	10:00:25.317
10 -	30.848	20.743	51.591	84.28	1.321	10:01:16.908
11 -	30.631	19.977	50.608	85.92	0.338	10:02:07.516
12 -	30.374	19.975	50.349 (2)	86.36	0.079	10:02:57.865
13 -	30.629	20.308	50.937	85.37	0.667	10:03:48.802
14 -	30.475	20.137	50.612	85.92	0.342	10:04:39.414
15 -	30.985	20.343	51.328	84.72	1.058	10:05:30.742
16 -	30.182	20.088	50.270 (1)	86.50		10:06:21.012
17 -	30.397	20.090	50.487 (3)	86.13	0.217	10:07:11.499

P20 15		Mariusz SIEMIENIUK-JUZWIUK		BMW S 1000 RR - BELMONT AUTO SERVICE		
IDEAL LAP TIME : 50.311		BEST LAP TIME : 50.312		DIFFERENCE : 0.001		
LAP	SECTOR 1	SECTOR 2	LAP TIME	MPH	DIFF	TIME OF DAY
1 -	34.649	21.681	56.330	77.19	6.018	09:53:23.018
2 -	32.845	21.069	53.914	80.65	3.602	09:54:16.932
3 -	32.552	21.115	53.667	81.02	3.355	09:55:10.599
4 -	32.517	21.392	53.909	80.66	3.597	09:56:04.508
5 -	31.628	20.758	52.386	83.01	2.074	09:56:56.894
6 -	31.069	20.888	51.957	83.69	1.645	09:57:48.851
7 -	31.441	20.854	52.295	83.15	1.983	09:58:41.146
8 -	31.605	20.373	51.978	83.66	1.666	09:59:33.124
9 -	31.027	20.675	51.702	84.10	1.390	10:00:24.826
10 -	31.123	20.628	51.751	84.02	1.439	10:01:16.577
11 -	30.558	20.119	50.677 (3)	85.81	0.365	10:02:07.254
12 -	30.206	20.106	50.312 (1)	86.43		10:02:57.566
13 -	30.487	20.359	50.846	85.52	0.534	10:03:48.412
14 -	30.509	20.239	50.748	85.69	0.436	10:04:39.160
15 -	30.884	20.234	51.118	85.06	0.806	10:05:30.278
16 -	31.102	20.105	51.207	84.92	0.895	10:06:21.485
17 -	30.245	20.149	50.394 (2)	86.29	0.082	10:07:11.879
18 -	31.108	21.690	52.798	82.36	2.486	10:08:04.677
19 -	31.696	20.262	51.958	83.69	1.646	10:08:56.635

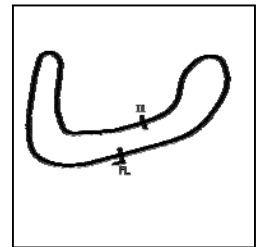
Weather / Track : Cloudy / Dry

Brands Hatch Indy
Circuit Length = 1.2079 miles
Start: 09:51 Flag 10:11 End: 10:12

BMCRC - MRO Championships 2020 - Rnd 1 @ Brands Hatch Indy

Reactive Parts MRO Powerbikes inc MSS Performance Clubman 1000

QUALIFYING - SECTOR ANALYSIS



SECTOR 1 = FL to I1, SECTOR 2 = I1 to FL, DIFF = Difference To Personal Best Lap, P = Crossed Finish Line in Pit Lane, D = Time Disallowed

P21 83 C		Jason SIGGS		Yamaha R1 - J Siggs Construction			
IDEAL LAP TIME : 50.466		BEST LAP TIME : 50.510		DIFFERENCE : 0.044			
LAP	SECTOR 1	SECTOR 2	LAP TIME	MPH	DIFF	TIME OF DAY	
1 -	34.795	21.918	56.713	76.67	6.203	09:53:26.665	
2 -	32.169	21.815	53.984	80.55	3.474	09:54:20.649	
3 -	32.146	20.968	53.114	81.87	2.604	09:55:13.763	
4 -	31.792	20.940	52.732	82.46	2.222	09:56:06.495	
5 -	32.761	20.844	53.605	81.12	3.095	09:57:00.100	
6 -	31.172	20.902	52.074	83.50	1.564	09:57:52.174	
7 -	38.509	21.159	59.668	72.88	9.158	09:58:51.842	
8 -	31.102	21.291	52.393	82.99	1.883	09:59:44.235	
9 -	31.097	20.634	51.731	84.06	1.221	10:00:35.966	
10 -	30.817	20.300	51.117	85.07	0.607	10:01:27.083	
11 -	30.903	20.430	51.333	84.71	0.823	10:02:18.416	
12 -	30.742	20.985	51.727	84.06	1.217	10:03:10.143	
13 -	34.996	21.986	56.982	76.31	6.472	10:04:07.125	
14 -	32.310	20.673	52.983	82.07	2.473	10:05:00.108	
15 -	30.853	20.419	51.272	84.81	0.762	10:05:51.380	
16 -	30.184	20.600	50.784 (2)	85.62	0.274	10:06:42.164	
17 -	30.665	20.304	50.969 (3)	85.31	0.459	10:07:33.133	
18 -	30.808	20.508	51.316	84.74	0.806	10:08:24.449	
19 -	30.166	20.344	50.510 (1)	86.09		10:09:14.959	
20 -	30.754	23.720	54.474	79.82	3.964	10:10:09.433	
21 -	30.762	IN PIT	1:21.189 P	53.56	30.679	10:11:30.622	
22 -	OUTLAP	20.909	56.772	76.59	6.262	10:12:27.394	

P22 8		John COUGHLAN		Aprilia RSV4RF - BIKERSWORLD			
IDEAL LAP TIME :		BEST LAP TIME : 50.543		DIFFERENCE :			
LAP	SECTOR 1	SECTOR 2	LAP TIME	MPH	DIFF	TIME OF DAY	
1 -			56.460	77.02	5.917	09:53:09.660	
2 -			52.993	82.05	2.450	09:54:02.653	
3 -			51.642	84.20	1.099	09:54:54.295	
4 -			51.340	84.70	0.797	09:55:45.635	
5 -			50.543 (1)	86.03		09:56:36.178	
6 -			50.804 (2)	85.59	0.261	09:57:26.982	
7 -			51.049 (3)	85.18	0.506	09:58:18.031	
8 -			51.180	84.96	0.637	09:59:09.211	
9 -			52.710	82.50	2.167	10:00:01.921	
10 -			51.849	83.87	1.306	10:00:53.770	
11 -			52.249	83.22	1.706	10:01:46.019	
12 -			52.294	83.15	1.751	10:02:38.313	
13 -			51.346	84.69	0.803	10:03:29.659	

P23 191		Barry GRAHAM		Kawasaki ZX10R - BG BOATS			
IDEAL LAP TIME : 50.602		BEST LAP TIME : 50.602		DIFFERENCE : 0.000			
LAP	SECTOR 1	SECTOR 2	LAP TIME	MPH	DIFF	TIME OF DAY	
1 -	OUTLAP	21.840	1:00.006	72.46	9.404	09:54:31.197	
2 -	32.969	20.795	53.764	80.88	3.162	09:55:24.961	
3 -	32.343	20.088	52.431	82.93	1.829	09:56:17.392	
4 -	32.630	20.125	52.755	82.43	2.153	09:57:10.147	
5 -	31.661	20.241	51.902	83.78	1.300	09:58:02.049	
6 -	30.838	20.026	50.864 (3)	85.49	0.262	09:58:52.913	
7 -	30.686	20.277	50.963	85.32	0.361	09:59:43.876	
8 -	30.771	20.239	51.010	85.25	0.408	10:00:34.886	
9 -	31.472	20.267	51.739	84.04	1.137	10:01:26.625	
10 -	30.709	19.987	50.696 (2)	85.77	0.094	10:02:17.321	
11 -	31.165	20.809	51.974	83.66	1.372	10:03:09.295	
12 -	30.665	19.937	50.602 (1)	85.93		10:03:59.897	
13 -	31.713	IN PIT	3:16.792 P	22.09	2:26.190	10:07:16.689	
14 -	OUTLAP	20.639	57.407	75.75	6.805	10:08:14.096	

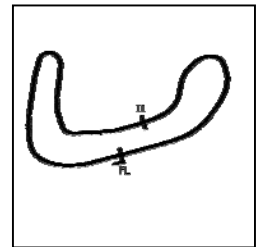
Weather / Track : Cloudy / Dry

Brands Hatch Indy
Circuit Length = 1.2079 miles
Start: 09:51 Flag 10:11 End: 10:12

BMCRC - MRO Championships 2020 - Rnd 1 @ Brands Hatch Indy

Reactive Parts MRO Powerbikes inc MSS Performance Clubman 1000

QUALIFYING - SECTOR ANALYSIS



SECTOR 1 = FL to I1, SECTOR 2 = I1 to FL, DIFF = Difference To Personal Best Lap, P = Crossed Finish Line in Pit Lane, D = Time Disallowed

P24 9 C Luke DIXON			BMW S1000RR -			
IDEAL LAP TIME : 50.503		BEST LAP TIME : 50.640	DIFFERENCE : 0.137			
LAP	SECTOR 1	SECTOR 2	LAP TIME	MPH	DIFF	TIME OF DAY
1 -	33.745	21.069	54.814	79.33	4.174	09:53:05.423
2 -	31.325	20.598	51.923	83.75	1.283	09:53:57.346
3 -	31.276	20.308	51.584	84.30	0.944	09:54:48.930
4 -	30.459	20.191	50.650 (2)	85.85	0.010	09:55:39.580
5 -	30.636	20.225	50.861 (3)	85.49	0.221	09:56:30.441
6 -	32.946	20.708	53.654	81.04	3.014	09:57:24.095
7 -	30.991	20.580	51.571	84.32	0.931	09:58:15.666
8 -	30.788	20.772	51.560	84.34	0.920	09:59:07.226
9 -	31.401	20.432	51.833	83.89	1.193	09:59:59.059
10 -	30.941	21.309	52.250	83.22	1.610	10:00:51.309
11 -	31.064	20.718	51.782	83.97	1.142	10:01:43.091
12 -	30.596	20.044	50.640 (1)	85.87		10:02:33.731
13 -	30.642	20.332	50.974	85.31	0.334	10:03:24.705
14 -	30.559	20.305	50.864	85.49	0.224	10:04:15.569

P25 35 C Robert CRESSWELL			Kawasaki ZX10R - ODDJOBROB Racing			
IDEAL LAP TIME : 50.726		BEST LAP TIME : 50.779	DIFFERENCE : 0.053			
LAP	SECTOR 1	SECTOR 2	LAP TIME	MPH	DIFF	TIME OF DAY
1 -	34.762	21.859	56.621	76.80	5.842	09:53:26.922
2 -	32.614	21.338	53.952	80.60	3.173	09:54:20.874
3 -	32.276	20.730	53.006	82.03	2.227	09:55:13.880
4 -	31.947	20.824	52.771	82.40	1.992	09:56:06.651
5 -	33.467	20.802	54.269	80.13	3.490	09:57:00.920
6 -	31.428	20.401	51.829	83.90	1.050	09:57:52.749
7 -	31.719	20.657	52.376	83.02	1.597	09:58:45.125
8 -	30.932	20.506	51.438	84.54	0.659	09:59:36.563
9 -	31.660	21.058	52.718	82.48	1.939	10:00:29.281
10 -	30.796	20.736	51.532	84.38	0.753	10:01:20.813
11 -	30.880	20.324	51.204 (3)	84.92	0.425	10:02:12.017
12 -	30.689	20.552	51.241	84.86	0.462	10:03:03.258
13 -	30.703	20.303	51.006 (2)	85.25	0.227	10:03:54.264
14 -	30.423	20.356	50.779 (1)	85.63		10:04:45.043

P26 114 C Ricky MARTIN			Honda CBR1000RR - T.B.R Performance			
IDEAL LAP TIME : 51.311		BEST LAP TIME : 51.386	DIFFERENCE : 0.075			
LAP	SECTOR 1	SECTOR 2	LAP TIME	MPH	DIFF	TIME OF DAY
1 -	36.017	22.611	58.628	74.17	7.242	09:53:29.327
2 -	34.240	21.939	56.179	77.40	4.793	09:54:25.506
3 -	33.206	21.956	55.162	78.83	3.776	09:55:20.668
4 -	32.591	21.332	53.923	80.64	2.537	09:56:14.591
5 -	33.102	21.486	54.588	79.66	3.202	09:57:09.179
6 -	32.811	21.469	54.280	80.11	2.894	09:58:03.459
7 -	32.476	20.916	53.392	81.44	2.006	09:58:56.851
8 -	32.646	20.726	53.372	81.47	1.986	09:59:50.223
9 -	31.228	20.734	51.962 (3)	83.68	0.576	10:00:42.185
10 -	31.973	21.002	52.975	82.08	1.589	10:01:35.160
11 -	31.619	20.966	52.585	82.69	1.199	10:02:27.745
12 -	31.227	20.310	51.537 (2)	84.37	0.151	10:03:19.282
13 -	31.001	20.385	51.386 (1)	84.62		10:04:10.668
14 -	32.428	IN PIT	2:30.414 P	28.91	1:39.028	10:06:41.082
15 -	OUTLAP	21.813	58.403	74.45	7.017	10:07:39.485
16 -	32.370	21.312	53.682	81.00	2.296	10:08:33.167
17 -	32.459	23.012	55.471	78.39	4.085	10:09:28.638
18 -	32.673	21.423	54.096	80.38	2.710	10:10:22.734
19 -	31.469	21.023	52.492	82.84	1.106	10:11:15.226
20 -	31.528	20.668	52.196	83.31	0.810	10:12:07.422

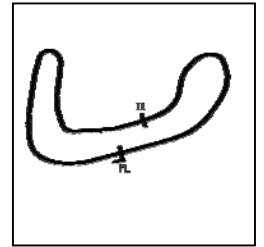
Weather / Track : Cloudy / Dry

Brands Hatch Indy
Circuit Length = 1.2079 miles
Start: 09:51 Flag 10:11 End: 10:12

BMCRC - MRO Championships 2020 - Rnd 1 @ Brands Hatch Indy

Reactive Parts MRO Powerbikes inc MSS Performance Clubman 1000

QUALIFYING - SECTOR ANALYSIS



SECTOR 1 = FL to I1, SECTOR 2 = I1 to FL, DIFF = Difference To Personal Best Lap, P = Crossed Finish Line in Pit Lane, D = Time Disallowed

P27 32		Martin MORRIS		Kawasaki ZX10R - Morris Racing, Obsession Engineering		
IDEAL LAP TIME : 51.847		BEST LAP TIME : 51.853		DIFFERENCE : 0.006		
LAP	SECTOR 1	SECTOR 2	LAP TIME	MPH	DIFF	TIME OF DAY
1 -	OUTLAP	22.279	1:02.747	69.30	10.894	09:54:13.095
2 -	33.463	21.781	55.244	78.71	3.391	09:55:08.339
3 -	32.821	21.620	54.441	79.87	2.588	09:56:02.780
4 -	32.245	21.113	53.358	81.49	1.505	09:56:56.138
5 -	32.208	21.219	53.427	81.39	1.574	09:57:49.565
6 -	32.257	21.247	53.504	81.27	1.651	09:58:43.069
7 -	32.232	21.017	53.249	81.66	1.396	09:59:36.318
8 -	32.394	21.310	53.704	80.97	1.851	10:00:30.022
9 -	32.025	21.435	53.460	81.34	1.607	10:01:23.482
10 -	31.832	21.158	52.990	82.06	1.137	10:02:16.472
11 -	31.962	21.479	53.441	81.37	1.588	10:03:09.913
12 -	32.030	20.959	52.989	82.06	1.136	10:04:02.902
13 -	31.511	20.719	52.230 (3)	83.25	0.377	10:04:55.132
14 -	31.517	20.336	51.853 (1)	83.86		10:05:46.985
15 -	31.684	20.699	52.383	83.01	0.530	10:06:39.368
16 -	31.556	20.633	52.189 (2)	83.32	0.336	10:07:31.557

P28 6		Dan SHAILER		Yamaha R1 - McShailer Racing		
IDEAL LAP TIME : 51.808		BEST LAP TIME : 51.963		DIFFERENCE : 0.155		
LAP	SECTOR 1	SECTOR 2	LAP TIME	MPH	DIFF	TIME OF DAY
1 -	37.228	22.921	1:00.149	72.29	8.186	09:53:31.978
2 -	34.605	22.602	57.207	76.01	5.244	09:54:29.185
3 -	33.253	21.382	54.635	79.59	2.672	09:55:23.820
4 -	33.553	21.359	54.912	79.19	2.949	09:56:18.732
5 -	32.606	20.908	53.514	81.26	1.551	09:57:12.246
6 -	32.293	20.916	53.209	81.72	1.246	09:58:05.455
7 -	32.134	20.929	53.063	81.95	1.100	09:58:58.518
8 -	32.330	20.760	53.090	81.91	1.127	09:59:51.608
9 -	31.634	20.579	52.213	83.28	0.250	10:00:43.821
10 -	31.778	20.778	52.556	82.74	0.593	10:01:36.377
11 -	31.444	20.672	52.116	83.44	0.153	10:02:28.493
12 -	32.173	20.797	52.970	82.09	1.007	10:03:21.463
13 -	31.342	20.621	51.963 (1)	83.68		10:04:13.426
14 -	31.517	20.672	52.189	83.32	0.226	10:05:05.615
15 -	31.713	20.466	52.179	83.34	0.216	10:05:57.794
16 -	31.587	20.758	52.345	83.07	0.382	10:06:50.139
17 -	31.764	20.698	52.462	82.89	0.499	10:07:42.601
18 -	31.521	20.543	52.064 (3)	83.52	0.101	10:08:34.665
19 -	31.821	21.593	53.414	81.41	1.451	10:09:28.079
20 -	31.747	20.702	52.449	82.91	0.486	10:10:20.528
21 -	31.360	20.682	52.042 (2)	83.55	0.079	10:11:12.570
22 -	31.562	20.755	52.317	83.12	0.354	10:12:04.887

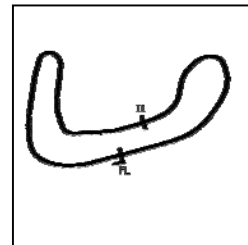
Weather / Track : Cloudy / Dry

Brands Hatch Indy
Circuit Length = 1.2079 miles
Start: 09:51 Flag 10:11 End: 10:12

BMCRC - MRO Championships 2020 - Rnd 1 @ Brands Hatch Indy

Reactive Parts MRO Powerbikes inc MSS Performance Clubman 1000

QUALIFYING - SECTOR ANALYSIS



SECTOR 1 = FL to I1, SECTOR 2 = I1 to FL, DIFF = Difference To Personal Best Lap, P = Crossed Finish Line in Pit Lane, D = Time Disallowed

P29 277 C		Adrian AVERRE		Yamaha R1 - Ryders Alley Racing		
IDEAL LAP TIME : 51.807		BEST LAP TIME : 52.043		DIFFERENCE : 0.236		
LAP	SECTOR 1	SECTOR 2	LAP TIME	MPH	DIFF	TIME OF DAY
1 -	34.925	22.334	57.259	75.94	5.216	09:53:11.280
2 -	32.044	20.991	53.035	81.99	0.992	09:54:04.315
3 -	32.573	20.834	53.407	81.42	1.364	09:54:57.722
4 -	31.394	20.649	52.043 (1)	83.55		09:55:49.765
5 -	31.518	20.728	52.246 (3)	83.23	0.203	09:56:42.011
6 -	31.294	21.109	52.403	82.98	0.360	09:57:34.414
7 -	31.372	21.019	52.391	83.00	0.348	09:58:26.805
8 -	31.938	20.951	52.889	82.22	0.846	09:59:19.694
9 -	31.517	20.848	52.365	83.04	0.322	10:00:12.059
10 -	31.714	20.849	52.563	82.73	0.520	10:01:04.622
11 -	32.586	21.707	54.293	80.09	2.250	10:01:58.915
12 -	31.477	20.960	52.437	82.93	0.394	10:02:51.352
13 -	31.634	20.753	52.387	83.00	0.344	10:03:43.739
14 -	31.584	20.513	52.097 (2)	83.47	0.054	10:04:35.836

P30 50 C		Dan WELFORD		Suzuki GSXR 1000 - SEG Sussex Electric Gates/ Vistec system		
IDEAL LAP TIME : 52.402		BEST LAP TIME : 52.402		DIFFERENCE : 0.000		
LAP	SECTOR 1	SECTOR 2	LAP TIME	MPH	DIFF	TIME OF DAY
1 -	37.183	23.809	1:00.992	71.29	8.590	09:53:23.486
2 -	33.769	21.884	55.653	78.13	3.251	09:54:19.139
3 -	32.269	21.182	53.451	81.35	1.049	09:55:12.590
4 -	32.369	20.784	53.153 (3)	81.81	0.751	09:56:05.743
5 -	32.295	20.828	53.123 (2)	81.85	0.721	09:56:58.866
6 -	32.071	21.138	53.209	81.72	0.807	09:57:52.075
7 -	32.184	21.018	53.202	81.73	0.800	09:58:45.277
8 -	31.713	20.689	52.402 (1)	82.98		09:59:37.679

P31 139		Shane SMITH		Honda CBR1000 SP1 - Ridemoto.com		
IDEAL LAP TIME : 52.627		BEST LAP TIME : 52.824		DIFFERENCE : 0.197		
LAP	SECTOR 1	SECTOR 2	LAP TIME	MPH	DIFF	TIME OF DAY
1 -	37.140	22.681	59.821	72.69	6.997	09:53:34.351
2 -	36.027	21.092	57.119	76.13	4.295	09:54:31.470
3 -	34.118	21.311	55.429	78.45	2.605	09:55:26.899
4 -	32.884	21.004	53.888	80.69	1.064	09:56:20.787
5 -	33.850	20.982	54.832	79.30	2.008	09:57:15.619
6 -	33.018	20.578	53.596	81.13	0.772	09:58:09.215
7 -	32.317	20.879	53.196 (3)	81.74	0.372	09:59:02.411
8 -	32.620	21.097	53.717	80.95	0.893	09:59:56.128
9 -	33.348	21.545	54.893	79.21	2.069	10:00:51.021
10 -	32.460	20.695	53.155 (2)	81.80	0.331	10:01:44.176
11 -	32.865	21.213	54.078	80.41	1.254	10:02:38.254
12 -	34.454	20.730	55.184	78.80	2.360	10:03:33.438
13 -	32.468	20.845	53.313	81.56	0.489	10:04:26.751
14 -	32.465	20.922	53.387	81.45	0.563	10:05:20.138
15 -	32.049	20.775	52.824 (1)	82.32		10:06:12.962

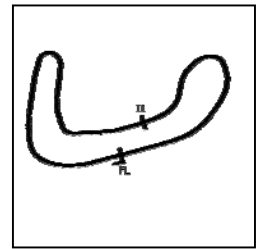
Weather / Track : Cloudy / Dry

Brands Hatch Indy
Circuit Length = 1.2079 miles
Start: 09:51 Flag 10:11 End: 10:12

BMCRC - MRO Championships 2020 - Rnd 1 @ Brands Hatch Indy

Reactive Parts MRO Powerbikes inc MSS Performance Clubman 1000

QUALIFYING - SECTOR ANALYSIS



SECTOR 1 = FL to I1, SECTOR 2 = I1 to FL, DIFF = Difference To Personal Best Lap, P = Crossed Finish Line in Pit Lane, D = Time Disallowed

P32 646		Sukhminder RAI		Yamaha R1 - Asian Sensation			
IDEAL LAP TIME : 52.941		BEST LAP TIME : 53.004		DIFFERENCE : 0.063			
LAP	SECTOR 1	SECTOR 2	LAP TIME	MPH	DIFF	TIME OF DAY	
1 -	35.474	22.149	57.623	75.46	4.619	09:53:14.855	
2 -	33.382	21.641	55.023	79.03	2.019	09:54:09.878	
3 -	33.419	21.728	55.147	78.85	2.143	09:55:05.025	
4 -	33.419	21.517	54.936	79.15	1.932	09:55:59.961	
5 -	33.030	21.384	54.414	79.91	1.410	09:56:54.375	
6 -	32.918	21.679	54.597	79.64	1.593	09:57:48.972	
7 -	32.444	20.851	53.295 (3)	81.59	0.291	09:58:42.267	
8 -	32.090	21.045	53.135 (2)	81.84	0.131	09:59:35.402	
9 -	32.702	21.384	54.086	80.40	1.082	10:00:29.488	
10 -	32.227	21.190	53.417	81.40	0.413	10:01:22.905	
11 -	32.105	20.899	53.004 (1)	82.04		10:02:15.909	
12 -	32.199	21.420	53.619	81.10	0.615	10:03:09.528	

P33 51		Michael HOGARTH		Kawasaki ZX10 RR - WHR Racing			
IDEAL LAP TIME : 52.803		BEST LAP TIME : 53.045		DIFFERENCE : 0.242			
LAP	SECTOR 1	SECTOR 2	LAP TIME	MPH	DIFF	TIME OF DAY	
1 -	32.782	21.067	53.849	80.75	0.804	09:53:01.884	
2 -	31.736	22.450	54.186	80.25	1.141	09:53:56.070	
3 -	33.392	22.143	55.535	78.30	2.490	09:54:51.605	
4 -	32.570	21.896	54.466	79.84	1.421	09:55:46.071	
5 -	32.472	22.569	55.041	79.00	1.996	09:56:41.112	
6 -	32.192	22.491	54.683	79.52	1.638	09:57:35.795	
7 -	32.145	21.386	53.531	81.23	0.486	09:58:29.326	
8 -	31.957	21.347	53.304	81.58	0.259	09:59:22.630	
9 -	31.831	21.277	53.108 (2)	81.88	0.063	10:00:15.738	
10 -	32.279	21.192	53.471	81.32	0.426	10:01:09.209	
11 -	31.875	21.287	53.162 (3)	81.79	0.117	10:02:02.371	
12 -	31.774	21.271	53.045 (1)	81.97		10:02:55.416	
13 -	32.297	21.888	54.185	80.25	1.140	10:03:49.601	

P34 41		David ABRAHAM		Yamaha R1 - Cambridge Motorcycles			
IDEAL LAP TIME : 53.156		BEST LAP TIME : 53.290		DIFFERENCE : 0.134			
LAP	SECTOR 1	SECTOR 2	LAP TIME	MPH	DIFF	TIME OF DAY	
1 -	36.581	22.814	59.395	73.21	6.105	09:53:29.165	
2 -	34.177	21.660	55.837	77.88	2.547	09:54:25.002	
3 -	33.353	21.922	55.275	78.67	1.985	09:55:20.277	
4 -	32.647	21.479	54.126	80.34	0.836	09:56:14.403	
5 -	33.025	21.354	54.379	79.96	1.089	09:57:08.782	
6 -	32.848	21.675	54.523	79.75	1.233	09:58:03.305	
7 -	33.451	21.701	55.152	78.84	1.862	09:58:58.457	
8 -	33.254	22.075	55.329	78.59	2.039	09:59:53.786	
9 -	33.040	21.591	54.631	79.59	1.341	10:00:48.417	
10 -	33.099	21.653	54.752	79.42	1.462	10:01:43.169	
11 -	32.925	21.825	54.750	79.42	1.460	10:02:37.919	
12 -	32.985	21.168	54.153	80.30	0.863	10:03:32.072	
13 -	32.719	21.301	54.020	80.49	0.730	10:04:26.092	
14 -	32.458	21.460	53.918	80.65	0.628	10:05:20.010	
15 -	33.060	21.333	54.393	79.94	1.103	10:06:14.403	
16 -	32.313	21.287	53.600 (3)	81.13	0.310	10:07:08.003	
17 -	32.569	21.093	53.662	81.03	0.372	10:08:01.665	
18 -	32.527	21.559	54.086	80.40	0.796	10:08:55.751	
19 -	32.445	21.285	53.730	80.93	0.440	10:09:49.481	
20 -	32.305	20.985	53.290 (1)	81.60		10:10:42.771	
21 -	32.171	21.177	53.348 (2)	81.51	0.058	10:11:36.119	

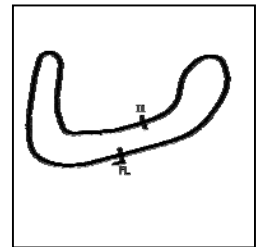
Weather / Track : Cloudy / Dry

Brands Hatch Indy
Circuit Length = 1.2079 miles
Start: 09:51 Flag 10:11 End: 10:12

BMCRC - MRO Championships 2020 - Rnd 1 @ Brands Hatch Indy

Reactive Parts MRO Powerbikes inc MSS Performance Clubman 1000

QUALIFYING - SECTOR ANALYSIS



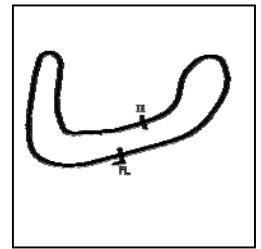
SECTOR 1 = FL to I1, SECTOR 2 = I1 to FL, DIFF = Difference To Personal Best Lap, P = Crossed Finish Line in Pit Lane, D = Time Disallowed

P35 76		Jason BYARD		Suzuki GSXR - May Construction			
IDEAL LAP TIME : 53.658		BEST LAP TIME : 53.658		DIFFERENCE : 0.000			
LAP	SECTOR 1	SECTOR 2	LAP TIME	MPH	DIFF	TIME OF DAY	
1 -	OUTLAP	IN PIT	12:12.343 P	5.93	11:18.685	10:08:24.269	
2 -	OUTLAP	23.343	1:04.124	67.81	10.466	10:09:28.393	
3 -	34.604	21.862	56.466 (3)	77.01	2.808	10:10:24.859	
4 -	33.060	21.704	54.764 (2)	79.40	1.106	10:11:19.623	
5 -	32.480	21.178	53.658 (1)	81.04		10:12:13.281	

P36 105 C		Mark BALL		Kawasaki ZX10R -			
IDEAL LAP TIME : 53.760		BEST LAP TIME : 53.959		DIFFERENCE : 0.199			
LAP	SECTOR 1	SECTOR 2	LAP TIME	MPH	DIFF	TIME OF DAY	
1 -	36.750	23.255	1:00.005	72.47	6.046	09:53:32.698	
2 -	34.758	22.670	57.428	75.72	3.469	09:54:30.126	
3 -	34.343	22.498	56.841	76.50	2.882	09:55:26.967	
4 -	33.690	22.420	56.110	77.50	2.151	09:56:23.077	
5 -	33.862	21.702	55.564	78.26	1.605	09:57:18.641	
6 -	32.906	21.809	54.715	79.47	0.756	09:58:13.356	
7 -	32.672	21.966	54.638	79.58	0.679	09:59:07.994	
8 -	33.277	IN PIT	2:35.419 P	27.97	1:41.460	10:01:43.413	
9 -	OUTLAP	22.564	1:02.873	69.16	8.914	10:02:46.286	
10 -	33.128	21.768	54.896	79.21	0.937	10:03:41.182	
11 -	32.558	21.676	54.234 (3)	80.18	0.275	10:04:35.416	
12 -	32.586	21.913	54.499	79.79	0.540	10:05:29.915	
13 -	32.727	21.515	54.242	80.17	0.283	10:06:24.157	
14 -	33.118	IN PIT	2:03.549 P	35.19	1:09.590	10:08:27.706	
15 -	OUTLAP	22.453	1:04.805	67.10	10.846	10:09:32.511	
16 -	32.878	21.325	54.203 (2)	80.22	0.244	10:10:26.714	
17 -	32.435	21.524	53.959 (1)	80.59		10:11:20.673	
18 -	32.475	21.780	54.255	80.15	0.296	10:12:14.928	

P37 63		Matthew WREN		Suzuki GSXR - TBR performance			
IDEAL LAP TIME : 54.102		BEST LAP TIME : 54.367		DIFFERENCE : 0.265			
LAP	SECTOR 1	SECTOR 2	LAP TIME	MPH	DIFF	TIME OF DAY	
1 -	35.793	23.000	58.793	73.96	4.426	09:53:17.181	
2 -	34.325	22.327	56.652	76.75	2.285	09:54:13.833	
3 -	33.604	21.902	55.506	78.34	1.139	09:55:09.339	
4 -	33.793	22.232	56.025	77.61	1.658	09:56:05.364	
5 -	33.395	21.573	54.968	79.11	0.601	09:57:00.332	
6 -	33.187	21.438	54.625	79.60	0.258	09:57:54.957	
7 -	33.397	21.523	54.920	79.18	0.553	09:58:49.877	
8 -	32.723	21.671	54.394 (2)	79.94	0.027	09:59:44.271	
9 -	33.204	21.549	54.753	79.42	0.386	10:00:39.024	
10 -	32.799	21.568	54.367 (1)	79.98		10:01:33.391	
11 -	32.701	21.726	54.427 (3)	79.89	0.060	10:02:27.818	
12 -	33.429	21.401	54.830	79.31	0.463	10:03:22.648	

BMCRC - MRO Championships 2020 - Rnd 1 @ Brands Hatch Indy
Reactive Parts MRO Powerbikes inc MSS Performance Clubman 1000
QUALIFYING - SECTOR ANALYSIS



SECTOR 1 = FL to I1, SECTOR 2 = I1 to FL, DIFF = Difference To Personal Best Lap, P = Crossed Finish Line in Pit Lane, D = Time Disallowed

P38 67 C		David REDGEWICK		Aprilia RSV4 - WHEELIES MOTORCYCLES			
IDEAL LAP TIME : 55.827		BEST LAP TIME : 55.875		DIFFERENCE : 0.048			
LAP	SECTOR 1	SECTOR 2	LAP TIME	MPH	DIFF	TIME OF DAY	
1 -	36.072	22.706	58.778	73.98	2.903	09:53:15.702	
2 -	34.540	21.991	56.531 (3)	76.92	0.656	09:54:12.233	
3 -	33.965	21.910	55.875 (1)	77.82		09:55:08.108	
4 -	34.600	21.862	56.462 (2)	77.01	0.587	09:56:04.570	
5 -	35.575	22.204	57.779	75.26	1.904	09:57:02.349	
6 -	34.445	22.290	56.735	76.64	0.860	09:57:59.084	
7 -	34.560	22.065	56.625	76.79	0.750	09:58:55.709	
8 -	35.052	22.938	57.990	74.98	2.115	09:59:53.699	
9 -	35.384	23.421	58.805	73.94	2.930	10:00:52.504	
10 -	35.752	22.932	58.684	74.10	2.809	10:01:51.188	

BMCRC - MRO Championships 2020 - Rnd 1 @ Brands Hatch Indy

Reactive Parts MRO Powerbikes inc MSS Performance Clubman 1000

QUALIFYING - BEST SECTORS

SECTOR 1			SECTOR 2			IDEAL / BEST COMPARISON						
POS	NO	NAME	TIME	NO	NAME	TIME	POS	NO	NAME	IDEAL	BEST	DIFF
									PERFECT LAP	48.233		
1	99	JOHNSON	28.988	99	JOHNSON	19.245	1	99	JOHNSON	48.233	48.252	0.019
2	2	BAKER	29.373	29	BRIDGER	19.461	2	2	BAKER	48.895	48.900	0.005
3	119	COLLINS	29.425	17	BAKER	19.512	3	54	HENEGHAN	49.011	49.302	0.291
4	54	HENEGHAN	29.456	2	BAKER	19.522	4	29	BRIDGER	49.082	49.228	0.146
5	212	SAVAGE	29.537	54	HENEGHAN	19.555	5	212	SAVAGE	49.097	49.186	0.089
6	44	WILSON	29.570	98	DICKINSON	19.559	6	44	WILSON	49.134	49.305	0.171
7	711	THORNTON	29.619	212	SAVAGE	19.560	7	119	COLLINS	49.136	49.293	0.157
8	29	BRIDGER	29.621	44	WILSON	19.564	8	17	BAKER	49.145	49.268	0.123
9	17	BAKER	29.633	711	THORNTON	19.573	9	711	THORNTON	49.192	49.239	0.047
10	98	DICKINSON	29.685	71	NORTON	19.573	10	98	DICKINSON	49.244	49.244	0.000
11	30	GIBSON	29.707	16	WALSH	19.579	11	16	WALSH	49.333	49.334	0.001
12	16	WALSH	29.754	24	SMITH	19.630	12	71	NORTON	49.367	49.400	0.033
13	71	NORTON	29.794	30	GIBSON	19.678	13	30	GIBSON	49.385	49.385	0.000
14	88	HALLIDAY	29.861	119	COLLINS	19.711	14	88	HALLIDAY	49.611	49.846	0.235
15	39	MORGAN	29.901	88	HALLIDAY	19.750	15	24	SMITH	49.700	49.700	0.000
16	177	WARRINGTON	30.009	272	JOHNSON	19.840	16	39	MORGAN	49.806	49.806	0.000
17	272	JOHNSON	30.052	39	MORGAN	19.905	17	272	JOHNSON	49.892	49.952	0.060
18	24	SMITH	30.070	191	GRAHAM	19.937	18	177	WARRINGTON	49.998	50.081	0.083
19	83	SIGGS	30.166	12	COMBRINCK	19.975	19	12	COMBRINCK	50.157	50.270	0.113
20	12	COMBRINCK	30.182	177	WARRINGTON	19.989	20	15	SIEMIENIUK-JUZWIUK	50.311	50.312	0.001
21	15	SIEMIENIUK-JUZWIUK	30.206	9	DIXON	20.044	21	83	SIGGS	50.466	50.510	0.044
22	35	CRESSWELL	30.423	15	SIEMIENIUK-JUZWIUK	20.105	22	9	DIXON	50.503	50.640	0.137
23	9	DIXON	30.459	83	SIGGS	20.300	23	191	GRAHAM	50.602	50.602	0.000
24	191	GRAHAM	30.665	35	CRESSWELL	20.303	24	35	CRESSWELL	50.726	50.779	0.053
25	114	MARTIN	31.001	114	MARTIN	20.310	25	114	MARTIN	51.311	51.386	0.075
26	277	AVERRE	31.294	32	MORRIS	20.336	26	277	AVERRE	51.807	52.043	0.236
27	6	SHAILER	31.342	6	SHAILER	20.466	27	6	SHAILER	51.808	51.963	0.155
28	32	MORRIS	31.511	277	AVERRE	20.513	28	32	MORRIS	51.847	51.853	0.006
29	50	WELFORD	31.713	139	SMITH	20.578	29	50	WELFORD	52.402	52.402	0.000
30	51	HOGARTH	31.736	50	WELFORD	20.689	30	139	SMITH	52.627	52.824	0.197
31	139	SMITH	32.049	646	RAI	20.851	31	51	HOGARTH	52.803	53.045	0.242
32	646	RAI	32.090	41	ABRAHAM	20.985	32	646	RAI	52.941	53.004	0.063
33	41	ABRAHAM	32.171	51	HOGARTH	21.067	33	41	ABRAHAM	53.156	53.290	0.134
34	105	BALL	32.435	76	BYARD	21.178	34	76	BYARD	53.658	53.658	0.000
35	76	BYARD	32.480	105	BALL	21.325	35	105	BALL	53.760	53.959	0.199
36	63	WREN	32.701	63	WREN	21.401	36	63	WREN	54.102	54.367	0.265
37	67	REDGEWICK	33.965	67	REDGEWICK	21.862	37	67	REDGEWICK	55.827	55.875	0.048
38							38	8	COUGHLAN		50.543	

Weather / Track : Cloudy / Dry

Results can be found at www.tsl-timing.com

Brands Hatch Indy
Circuit Length = 1.2079 miles
Start: 09:51 Flag 10:11 End: 10:12

Printed - 10:13 Saturday, 07 March 2020

BMCRC - MRO Championships 2020 - Rnd 1 @ Brands Hatch Indy

Reactive Parts MRO Powerbikes inc MSS Performance Clubman 1000

QUALIFYING - STATISTICS

Competitors Started 38
Planned Start 2020-03-07 @ 09:51:00.000
Actual Start 2020-03-07 @ 09:51:47.527
Finish Time 2020-03-07 @ 10:11:36.120
Track Length 1.2079mi.
Total Laps 556
Total Distance Covered 671.6177mi.

Session Fastest Lap History

NO	CL	NAME	LAP TIME	TIME OF DAY	LAP	VEHICLE
119		Bob COLLINS	51.381	09:52:59.351	1	Suzuki GSXR 1000
119		Bob COLLINS	49.788	09:53:49.138	2	Suzuki GSXR 1000
119		Bob COLLINS	49.646	09:54:38.785	3	Suzuki GSXR 1000
119		Bob COLLINS	49.419	09:55:28.204	4	Suzuki GSXR 1000
29		Mark BRIDGER	49.228	09:56:24.795	5	Yamaha R1
99		Anthony JOHNSON	49.072	09:59:56.623	7	BMW S1000RR
2		Peter BAKER	48.900	10:01:24.159	6	Kawasaki ZX10R
99		Anthony JOHNSON	48.874	10:01:35.520	9	BMW S1000RR
99		Anthony JOHNSON	48.801	10:02:24.320	10	BMW S1000RR
99		Anthony JOHNSON	48.368	10:03:12.689	11	BMW S1000RR
99		Anthony JOHNSON	48.354	10:05:39.630	14	BMW S1000RR
99		Anthony JOHNSON	48.252	10:08:11.273	17	BMW S1000RR

Flag History

TYPE	TIME OF DAY
GREEN	09:51:47.527
FINISH	10:11:36.120

Flag Statistics

TYPE	COUNT	TOTAL LAPS	TOTAL TIME
Green	1	22	20:55.072
Red	0	0	0.000
Safety Car	0	0	0.000
FCY	0	0	0.000

Weather / Track : Cloudy / Dry

Results can be found at www.tsl-timing.com

Page 1 of 3

Brands Hatch Indy
Circuit Length = 1.2079 miles
Start: 09:51 Flag 10:11 End: 10:12

Printed - 10:13 Saturday, 07 March 2020

BMCRC - MRO Championships 2020 - Rnd 1 @ Brands Hatch Indy

Reactive Parts MRO Powerbikes inc MSS Performance Clubman 1000

QUALIFYING - STATISTICS

CLASS :

28 Starters

Fastest Lap History

NO	NAME	LAP TIME	TIME OF DAY	LAP	VEHICLE
119	Bob COLLINS	51.381	09:52:59.351	1	Suzuki GSXR 1000
119	Bob COLLINS	49.788	09:53:49.138	2	Suzuki GSXR 1000
119	Bob COLLINS	49.646	09:54:38.785	3	Suzuki GSXR 1000
119	Bob COLLINS	49.419	09:55:28.204	4	Suzuki GSXR 1000
29	Mark BRIDGER	49.228	09:56:24.795	5	Yamaha R1
99	Anthony JOHNSON	49.072	09:59:56.623	7	BMW S1000RR
2	Peter BAKER	48.900	10:01:24.159	6	Kawasaki ZX10R
99	Anthony JOHNSON	48.874	10:01:35.520	9	BMW S1000RR
99	Anthony JOHNSON	48.801	10:02:24.320	10	BMW S1000RR
99	Anthony JOHNSON	48.368	10:03:12.689	11	BMW S1000RR
99	Anthony JOHNSON	48.354	10:05:39.630	14	BMW S1000RR
99	Anthony JOHNSON	48.252	10:08:11.273	17	BMW S1000RR

Weather / Track : Cloudy / Dry

Results can be found at www.tsl-timing.com

Page 2 of 3

Brands Hatch Indy
Circuit Length = 1.2079 miles
Start: 09:51 Flag 10:11 End: 10:12

Printed - 10:13 Saturday, 07 March 2020

BMCRC - MRO Championships 2020 - Rnd 1 @ Brands Hatch Indy

Reactive Parts MRO Powerbikes inc MSS Performance Clubman 1000

QUALIFYING - STATISTICS

CLASS : C

10 Starters

Fastest Lap History

NO	NAME	LAP TIME	TIME OF DAY	LAP	VEHICLE
9	Luke DIXON	54.814	09:53:05.445	1	BMW S1000RR
9	Luke DIXON	51.923	09:53:57.369	2	BMW S1000RR
9	Luke DIXON	51.584	09:54:48.953	3	BMW S1000RR
9	Luke DIXON	50.650	09:55:39.603	4	BMW S1000RR
88	Scott HALLIDAY	49.846	09:56:37.448	5	Suzuki GSXR 1000

BMCRC - MRO Championships 2020 - Rnd 1 @ Brands Hatch Indy

Reactive Parts MRO Powerbikes inc MSS Performance Clubman 1000

RACE 13 - GRID (14 Laps)



ROW 13	39		55.875	38	67	David REDGEWICK	37	63	Matthew WREN	54.367		
ROW 12	36	105	Mark BALL	53.959	35	76	Jason BYARD	53.658	34	41	David ABRAHAM	53.290
ROW 11	33	51	Michael HOGARTH	53.045	32	646	Sukhminder RAI	53.004	31	139	Shane SMITH	52.824
ROW 10	30	50	Dan WELFORD	52.402	29	277	Adrian AVERRE	52.043	28	6	Dan SHAILER	51.963
ROW 9	27	32	Martin MORRIS	51.853	26	114	Ricky MARTIN	51.386	25	35	Robert CRESSWELL	50.779
ROW 8	24	9	Luke DIXON	50.640	23	191	Barry GRAHAM	50.602	22	8	John COUGHLAN	50.543
ROW 7	21	83	Jason SIGGS	50.510	20	15	Mariusz SIEMIENIUK-JUZWIUK	50.312	19	12	David COMBRINCK	50.270
ROW 6	18	177	Ryan WARRINGTON	50.081	17	272	Daniel JOHNSON	49.952	16	88	Scott HALLIDAY	49.846
ROW 5	15	39	Max MORGAN	49.806	14	24	Alan SMITH	49.700	13	71	Tom NORTON	49.400
ROW 4	12	30	Ryan GIBSON	49.385	11	16	Glenn WALSH	49.334	10	44	Nicky WILSON	49.305
ROW 3	9	54	Steve HENEGHAN	49.302	8	119	Bob COLLINS	49.293	7	17	Philip BAKER	49.268
ROW 2	6	98	Rick DICKINSON	49.244	5	711	Ritchie THORNTON	49.239	4	29	Mark BRIDGER	49.228
ROW 1	3	212	Oilly SAVAGE	49.186	2	2	Peter BAKER	48.900	1	99	Anthony JOHNSON	48.252

Pole

Brands Hatch Indy
Circuit Length = 1.2079 miles

These results are provisional until the conclusion of any judicial and technical matters.

Clerk Of Course :	Steward :	Timekeeper :
-------------------	-----------	--------------

Results can be found at www.tsl-timing.com

Printed - 10:14 Saturday, 07 March 2020



BMCRC - MRO Championships 2020 - Rnd 1 @ Brands Hatch Indy

Reactive Parts MRO Powerbikes inc MSS Performance Clubman 1000

RACE 13 - CLASSIFICATION



POS	NO	CL	PIC NAME	ENTRY	LAPS	TIME	GAP	DIFF	MPH	BEST	ON
1	99		1 Anthony JOHNSON	BMW S1000RR - Technical lifting service's	14	11:21.914			89.27	47.930	9
2	29		2 Mark BRIDGER	Yamaha R1 - Moremoto	14	11:28.507	6.593	6.593	88.42	48.287	10
3	119		3 Bob COLLINS	Suzuki GSXR 1000 - FWR.co.uk	14	11:29.035	7.121	0.528	88.35	48.172	14
4	212		4 Olly SAVAGE	Yamaha R1 - Jock Properties Ltd	14	11:34.372	12.458	5.337	87.67	48.632	10
5	44		5 Nicky WILSON	Suzuki GSXR 1000 - Demon GP/Haslemere Motorc	14	11:34.735	12.821	0.363	87.63	48.869	10
6	17		6 Philip BAKER	BMW S1000RR - Dickie Donna & Malcom Sausage,	14	11:34.942	13.028	0.207	87.60	48.666	13
7	98		7 Rick DICKINSON	BMW S1000RR - MotorcycleRaceParts.co.uk	14	11:35.502	13.588	0.560	87.53	48.641	14
8	71		8 Tom NORTON	Suzuki GSXR 1000 - Mike Newman Haulage	14	11:36.718	14.804	1.216	87.38	48.798	9
9	54		9 Steve HENEGHAN	Ducati PANIGALE V4S - ReactiveParts.com	14	11:37.125	15.211	0.407	87.33	48.638	7
10	16		10 Glenn WALSH	BMW S1000RR - Walters Medical	14	11:37.665	15.751	0.540	87.26	48.375	4
11	39		11 Max MORGAN	Kawasaki ZX10RR - MSS PERFORMANCE	14	11:39.322	17.408	1.657	87.05	49.026	6
12	2		12 Peter BAKER	Kawasaki ZX10R - Dodfrey Engineering	14	11:41.091	19.177	1.769	86.83	48.627	9
13	30		13 Ryan GIBSON	Kawasaki ZX10R - JMC	14	11:43.982	22.068	2.891	86.48	48.815	6
14	711		14 Ritchie THORNTON	Kawasaki ZX10R - Team 71	14	11:44.030	22.116	0.048	86.47	49.191	13
15	9	C	1 Luke DIXON	BMW S1000RR -	14	11:46.156	24.242	2.126	86.21	48.764	10
16	177	C	2 Ryan WARRINGTON	Kawasaki ZX10R - RWC	14	11:48.350	26.436	2.194	85.94	49.009	14
17	272		15 Daniel JOHNSON	BMW S1000 RR -	14	11:50.291	28.377	1.941	85.71	49.929	3
18	24		16 Alan SMITH	Kawasaki ZX10R - Orwells Mcs	14	11:50.515	28.601	0.224	85.68	49.747	9
19	15		17 Mariusz SIEMIENIUK-JUZWIUK	BMW S 1000 RR - BELMONT AUTO SERVICE	14	11:50.597	28.683	0.082	85.67	49.852	12
20	88	C	3 Scott HALLIDAY	Suzuki GSXR 1000 - Performance fitness gym	14	11:51.000	29.086	0.403	85.62	49.686	14
21	8		18 John COUGHLAN	Aprilia RSV4RF - BIKERSWORLD	14	11:55.382	33.468	4.382	85.10	49.802	8
22	76		19 Jason BYARD	Suzuki GSXR - May Construction	14	11:55.620	33.706	0.238	85.07	49.762	7
23	12		20 David COMBRINCK	Kawasaki ZX10R -	14	11:55.709	33.795	0.089	85.06	49.975	13
24	35	C	4 Robert CRESSWELL	Kawasaki ZX10R - ODDJOBROB Racing	14	12:01.820	39.906	6.111	84.34	50.605	12
25	83	C	5 Jason SIGGS	Yamaha R1 - J Siggs Construction	14	12:04.770	42.856	2.950	83.99	50.291	13
26	50	C	6 Dan WELFORD	Suzuki GSXR 1000 - SEG Sussex Electric Gates/ v	14	12:08.955	47.041	4.185	83.51	51.042	12
27	277	C	7 Adrian AVERRE	Yamaha R1 - Ryders Alley Racing	14	12:13.496	51.582	4.541	83.00	51.207	8
28	6		21 Dan SHAILER	Yamaha R1 - McShailer Racing	13	11:27.624	1 Lap	1 Lap	82.21	51.761	3
29	139		22 Shane SMITH	Honda CBR1000 SP1 - Ridemoto.com	13	11:29.161	1 Lap	1.537	82.02	51.581	8
30	41		23 David ABRAHAM	Yamaha R1 - Cambridge Motorcycles	13	11:45.562	1 Lap	16.401	80.12	53.142	8
31	105	C	8 Mark BALL	Kawasaki ZX10R -	13	11:59.525	1 Lap	13.963	78.56	53.966	13

NOT CLASSIFIED

DNF	51		Michael HOGARTH	Kawasaki ZX10 RR - WHR Racing	11	10:05.981	3 Laps	2 Laps	78.93	53.073	3
DNF	646	C	Sukhminder RAI	Yamaha R1 - Asian Sensation	7	6:22.592	7 Laps	4 Laps	79.56	52.788	5
DNF	63		Matthew WREN	Suzuki GSXR - TBR performance	6	5:40.682	8 Laps	1 Lap	76.58	54.261	5
DNF	191		Barry GRAHAM	Kawasaki ZX10R - BG BOATS	5	4:23.955	9 Laps	1 Lap	82.37	50.244	4
DNF	67	C	David REDGEWICK	Aprilia RSV4 - WHEELIES MOTORCYCLES	5	4:49.315	9 Laps	25.360	75.15	55.431	3
DNF	114	C	Ricky MARTIN	Honda CBR1000RR - T.B.R Performance	1	1:04.607	13 Laps	4 Laps	67.30		

FASTEST LAP

99			Anthony JOHNSON	BMW S1000RR - Technical lifting service's	9	47.930	90.72 mph	146.01 kph
9	C		Luke DIXON	BMW S1000RR -	10	48.764	89.17 mph	143.51 kph

Class - 92.5% of Race Speed = 82.57 mph
Class C - 92.5% of Race Speed = 79.74 mph

Brands Hatch Indy
Circuit Length = 1.2079 miles
Start: 15:49 Flag 16:00 End: 16:01

Weather / Track : Cloudy / Dry

These results are provisional until the conclusion of any judicial and technical matters.

Clerk Of Course :	Steward :	Timekeeper :
-------------------	-----------	--------------

Results can be found at www.tsl-timing.com

Printed - 16:01 Saturday, 07 March 2020



BMCRC - MRO Championships 2020 - Rnd 1 @ Brands Hatch Indy

Reactive Parts MRO Powerbikes inc MSS Performance Clubman 1000

RACE 13 - LAP CHART

LAP 1 @ 15:50:09.129

NO	BEHIND	LAP TIME
17		54.373
119	0.076	54.449
212	0.484	54.857
99	0.860	55.233
71	1.007	55.380
2	1.254	55.627
29	1.341	55.714
44	1.371	55.744
39	2.142	56.515
98	2.321	56.694
88	2.669	57.042
30	2.838	57.211
54	3.015	57.388
24	3.200	57.573
711	3.447	57.820
15	3.556	57.929
272	4.077	58.450
16	4.135	58.508
12	4.564	58.937
35	4.907	59.280
83	5.196	59.569
8	5.277	59.650
191	5.473	59.846
9	5.582	59.955
76	5.719	1:00.092
177	5.853	1:00.226
50	6.679	1:01.052
6	7.085	1:01.458
277	7.360	1:01.733
646	8.444	1:02.817
139	8.821	1:03.194
41	9.780	1:04.153
51	10.200	1:04.573
114	10.234	1:04.607
105	10.608	1:04.981
67	10.859	1:05.232
63	11.137	1:05.510

LAP 2 @ 15:50:58.409

NO	BEHIND	LAP TIME
119		49.204
17	0.340	49.620
99	0.581	49.001
212	0.961	49.757
2	1.118	49.144
29	1.184	49.123
71	1.558	49.831
44	1.812	49.721
98	2.403	49.362
39	3.042	50.180
88	3.778	50.389
54	3.795	50.060
30	4.343	50.785
24	4.488	50.568
711	4.771	50.604
16	4.862	50.007
15	5.049	50.773
272	5.559	50.762
12	6.352	51.068
35	6.636	51.009
9	6.803	50.501
177	7.459	50.886

83	7.909	51.993
8	7.985	51.988
191	8.219	52.026
76	8.366	51.927
50	8.924	51.525
6	10.421	52.616
277	10.606	52.526
646	12.983	53.819
139	13.324	53.783
41	13.970	53.470
51	14.757	53.837
105	16.468	55.140
67	17.158	55.579
63	18.166	56.309

LAP 3 @ 15:51:47.558

NO	BEHIND	LAP TIME
119		49.149
99	0.106	48.674
17	0.738	49.547
212	0.807	48.995
29	0.872	48.837
2	1.335	49.366
71	1.429	49.020
44	1.572	48.909
98	2.546	49.292
39	3.421	49.528
54	3.966	49.320
16	5.090	49.377
88	5.155	50.526
30	5.309	50.115
24	5.643	50.304
711	5.963	50.341
15	6.030	50.130
272	6.339	49.929
12	7.588	50.385
9	7.702	50.048
177	8.312	50.002
35	8.973	51.486
8	10.082	51.246
191	10.517	51.447
76	10.703	51.486
83	10.840	52.080
50	11.038	51.263
6	13.033	51.761
277	13.140	51.683
646	16.794	52.960
139	17.059	52.884
41	18.246	53.425
51	18.681	53.073
105	21.798	54.479
67	23.440	55.431
63	23.630	54.613

LAP 4 @ 15:52:35.712

NO	BEHIND	LAP TIME
99		48.048
119	0.598	48.752
29	1.702	48.984
212	1.802	49.149
17	2.064	49.480
2	2.291	49.110
71	2.377	49.102
44	2.556	49.138

98	3.401	49.009
54	4.582	48.770
39	4.778	49.511
16	5.311	48.375
30	6.945	49.790
88	7.709	50.708
24	7.823	50.334
711	7.888	50.079
15	8.058	50.182
272	8.286	50.101
12	9.878	50.444
9	9.987	50.439
177	10.091	49.933
35	11.812	50.993
8	12.302	50.374
191	12.607	50.244
76	12.695	50.146
83	14.376	51.690
50	14.441	51.557
6	17.059	52.180
277	17.208	52.222
139	22.132	53.227
646	22.271	53.631
41	23.761	53.669
51	24.130	53.603
105	28.134	54.490
63	31.090	55.614
67	31.792	56.506

LAP 5 @ 15:53:23.677

NO	BEHIND	LAP TIME
99		47.965
119	1.407	48.774
29	2.121	48.384
212	3.168	49.331
17	3.403	49.304
2	3.547	49.221
71	3.744	49.332
44	3.947	49.356
98	4.319	48.883
54	5.611	48.994
16	6.404	49.058
39	6.624	49.811
30	8.418	49.438
711	9.372	49.449
88	9.944	50.200
24	10.009	50.151
272	10.343	50.022
15	10.465	50.372
177	11.689	49.563
9	11.784	49.762
12	12.768	50.855
35	14.561	50.714
8	14.589	50.252
76	14.944	50.214
191	15.034	50.392
83	17.665	51.254
50	17.867	51.391
6	21.219	52.125
277	21.464	52.221
139	25.765	51.598
646	27.094	52.788
41	29.203	53.407
51	29.646	53.481
105	34.546	54.377

LAP 6 @ 15:54:11.648

NO	BEHIND	LAP TIME
99		47.971
119	2.189	48.753
29	2.543	48.393
2	4.561	48.985
212	4.700	49.503
17	4.975	49.543
71	5.014	49.241
44	5.205	49.229
98	5.348	49.000
54	6.528	48.888
16	6.853	48.420
39	7.679	49.026
30	9.262	48.815
711	11.129	49.728
272	12.482	50.110
88	12.515	50.542
24	12.825	50.787
15	12.886	50.392
9	13.148	49.335
177	13.226	49.508
12	15.015	50.218
8	16.795	50.177
76	17.078	50.105
35	17.816	51.226
83	21.312	51.618
50	21.378	51.482
277	24.738	51.245
6	25.544	52.296
139	29.468	51.674
646	32.257	53.134
41	34.663	53.431
51	35.225	53.550
105	41.360	54.785
63	43.790	54.375

LAP 7 @ 15:54:59.735

NO	BEHIND	LAP TIME
99		48.087
119	2.809	48.707
29	2.962	48.506
2	5.377	48.903
212	5.999	49.386
17	6.282	49.394
71	6.350	49.423
44	6.460	49.342
98	6.845	49.584
54	7.079	48.638
16	7.654	48.888
39	8.645	49.053
30	10.368	49.193
711	12.537	49.495
272	14.425	50.030
9	15.063	50.002
15	15.133	50.334
88	15.159	50.731
177	15.307	50.168
24	15.442	50.704
12	17.274	50.346
8	18.640	49.932

76	18.753	49.762
35	21.093	51.364
83	24.460	51.235
50	24.716	51.425
277	28.129	51.478
6	29.774	52.317
139	33.109	51.728
646	37.613	53.443
41	39.967	53.391
51	40.528	53.390

LAP 8 @ 15:55:47.780

NO	BEHIND	LAP TIME
99		48.045
105	1 Lap	54.803
29	3.573	48.656
119	3.841	49.077
2	6.032	48.700
212	6.782	48.828
17	7.216	48.979
44	7.300	48.885
71	7.726	49.421
98	8.088	49.288
54	8.357	49.323
16	8.565	48.956
39	9.769	49.169
30	11.885	49.562
711	14.066	49.574
272	16.619	50.239
9	16.766	49.748
15	16.950	49.862
177	17.208	49.946
24	17.567	50.170
88	17.852	50.738
12	19.702	50.473
8	20.397	49.802
76	20.617	49.909
35	23.761	50.713
83	27.209	50.794
50	28.013	51.342
277	31.291	51.207
6	33.490	51.761
139	36.645	51.581
41	45.064	53.142
51	45.576	53.093

LAP 9 @ 15:56:35.710

NO	BEHIND	LAP TIME
99		47.930
29	4.029	48.386
119	4.669	48.758
105	1 Lap	54.037
2	6.729	48.627
212	7.615	48.763
17	8.088	48.802
44	8.324	48.954
71	8.594	48.798
98	8.976	48.818
54	9.235	48.808
16	9.587	48.952
39	10.998	49.159
30	13.416	49.461
711	15.502	49.366
9	18.032	49.196

Weather / Track : Cloudy / Dry

Brands Hatch Indy
Circuit Length = 1.2079 miles
Start: 15:49 Flag 16:00 End: 16:01

BMCRC - MRO Championships 2020 - Rnd 1 @ Brands Hatch Indy

Reactive Parts MRO Powerbikes inc MSS Performance Clubman 1000

RACE 13 - LAP CHART

272	18.793	50.104	39	14.438	49.931	98	13.237	48.939
15	19.087	50.067	2	15.679	56.445	71	14.022	49.394
177	19.229	49.951	30	16.522	49.761	54	14.317	49.542
24	19.384	49.747	711	18.085	49.557	16	14.896	49.724
88	19.844	49.922	105	1 Lap	54.157	39	16.666	49.314
12	22.440	50.668	9	19.817	49.204	2	17.927	49.089
8	22.729	50.262	272	22.939	49.973	41	1 Lap	53.587
76	22.826	50.139	177	23.199	49.918	30	20.203	49.827
35	26.733	50.902	15	23.323	50.190	711	20.507	49.191
83	30.291	51.012	24	23.692	50.178	9	23.209	49.734
50	31.636	51.553	88	24.038	50.113	177	25.717	49.348
277	34.816	51.455	8	27.119	50.164	272	26.678	50.164
6	37.663	52.103	12	27.753	50.930	15	26.848	50.160
139	40.729	52.014	76	27.905	50.723	24	27.118	49.942

LAP 10 @ 15:57:23.876

NO	BEHIND	LAP TIME
----	--------	----------

99		48.166
41	1 Lap	53.336
51	1 Lap	54.514
29	4.150	48.287
119	5.190	48.687
2	7.251	48.688
212	8.081	48.632
44	9.027	48.869
17	9.844	49.922
98	10.087	49.277
71	10.322	49.894
54	10.808	49.739
16	11.241	49.820
39	12.524	49.692
105	1 Lap	54.575
30	14.778	49.528
711	16.545	49.209
9	18.630	48.764
272	20.983	50.356
15	21.150	50.229
177	21.298	50.235
24	21.531	50.313
88	21.942	50.264
12	24.840	50.566
8	24.972	50.409
76	25.199	50.539
35	29.466	50.899
83	32.929	50.804
50	34.670	51.200
277	38.080	51.430
6	41.703	52.206
139	44.499	51.936

LAP 12 @ 15:59:00.191

NO	BEHIND	LAP TIME
----	--------	----------

99		48.298
139	1 Lap	52.117
29	5.471	48.726
119	6.953	48.687
212	10.599	49.436
44	11.171	49.349
17	11.724	49.051
98	12.487	49.286
71	12.817	49.207
41	1 Lap	53.483
54	12.964	48.961
16	13.361	49.029
39	15.541	49.401
2	17.027	49.646
30	18.565	50.341
711	19.505	49.718
51	1 Lap	54.726
9	21.664	50.145
177	24.558	49.657
272	24.703	50.062
105	1 Lap	54.338
15	24.877	49.852
24	25.365	49.971
88	25.785	50.045
8	29.113	50.292
12	29.904	50.449
76	29.976	50.369
35	34.412	50.605
83	37.946	50.753
50	40.730	51.042
277	44.661	51.503

LAP 14 @ 16:00:36.670

NO	BEHIND	LAP TIME
----	--------	----------

99		48.290
6	1 Lap	52.383
29	6.593	48.937
119	7.121	48.172
139	1 Lap	51.707
212	12.458	49.043
44	12.821	49.239
17	13.028	49.117
98	13.588	48.641
71	14.804	49.072
54	15.211	49.184
16	15.751	49.145
39	17.408	49.032
2	19.177	49.540
30	22.068	50.155
711	22.116	49.899
41	1 Lap	53.695
9	24.242	49.323
177	26.436	49.009
272	28.377	49.989
24	28.601	49.773
15	28.683	50.125
88	29.086	49.686
8	33.468	50.320
76	33.706	50.187
12	33.795	50.395
105	1 Lap	53.966
35	39.906	50.862
83	42.856	51.098
50	47.041	51.598
277	51.582	51.948

LAP 13 @ 15:59:48.380

NO	BEHIND	LAP TIME
----	--------	----------

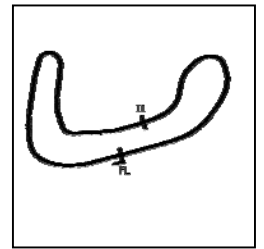
99		48.189
6	1 Lap	52.224
139	1 Lap	51.718
29	5.946	48.664
119	7.239	48.475
212	11.705	49.295
44	11.872	48.890
17	12.201	48.666

Weather / Track : Cloudy / Dry

BMCRC - MRO Championships 2020 - Rnd 1 @ Brands Hatch Indy

Reactive Parts MRO Powerbikes inc MSS Performance Clubman 1000

RACE 13 - SECTOR ANALYSIS



SECTOR 1 = FL to I1, SECTOR 2 = I1 to FL, DIFF = Difference To Personal Best Lap, P = Crossed Finish Line in Pit Lane, D = Time Disallowed

P1 99		Anthony JOHNSON		BMW S1000RR - Technical lifting service's		
IDEAL LAP TIME : 47.820		BEST LAP TIME : 47.930		DIFFERENCE : 0.110		
LAP	SECTOR 1	SECTOR 2	LAP TIME	MPH	DIFF	TIME OF DAY
1 -		20.069	55.233	78.73	7.303	15:50:09.989
2 -	29.670	19.331	49.001	88.74	1.071	15:50:58.990
3 -	29.112	19.562	48.674	89.34	0.744	15:51:47.664
4 -	28.780	19.268	48.048	90.50	0.118	15:52:35.712
5 -	28.807	19.158	47.965 (2)	90.66	0.035	15:53:23.677
6 -	28.844	19.127	47.971 (3)	90.65	0.041	15:54:11.648
7 -	28.790	19.297	48.087	90.43	0.157	15:54:59.735
8 -	28.701	19.344	48.045	90.51	0.115	15:55:47.780
9 -	28.693	19.237	47.930 (1)	90.72		15:56:35.710
10 -	28.923	19.243	48.166	90.28	0.236	15:57:23.876
11 -	28.792	19.225	48.017	90.56	0.087	15:58:11.893
12 -	28.782	19.516	48.298	90.03	0.368	15:59:00.191
13 -	28.833	19.356	48.189	90.24	0.259	15:59:48.380
14 -	28.795	19.495	48.290	90.05	0.360	16:00:36.670

P2 29		Mark BRIDGER		Yamaha R1 - Moremoto		
IDEAL LAP TIME : 48.109		BEST LAP TIME : 48.287		DIFFERENCE : 0.178		
LAP	SECTOR 1	SECTOR 2	LAP TIME	MPH	DIFF	TIME OF DAY
1 -		19.611	55.714	78.05	7.427	15:50:10.470
2 -	29.691	19.432	49.123	88.52	0.836	15:50:59.593
3 -	29.590	19.247	48.837	89.04	0.550	15:51:48.430
4 -	29.556	19.428	48.984	88.77	0.697	15:52:37.414
5 -	29.126	19.258	48.384 (2)	89.87	0.097	15:53:25.798
6 -	29.217	19.176	48.393	89.86	0.106	15:54:14.191
7 -	29.126	19.380	48.506	89.65	0.219	15:55:02.697
8 -	29.307	19.349	48.656	89.37	0.369	15:55:51.353
9 -	28.933	19.453	48.386 (3)	89.87	0.099	15:56:39.739
10 -	29.066	19.221	48.287 (1)	90.05		15:57:28.026
11 -	29.410	19.500	48.910	88.91	0.623	15:58:16.936
12 -	29.234	19.492	48.726	89.24	0.439	15:59:05.662
13 -	29.151	19.513	48.664	89.35	0.377	15:59:54.326
14 -	29.434	19.503	48.937	88.86	0.650	16:00:43.263

P3 119		Bob COLLINS		Suzuki GSXR 1000 - FWR.co.uk		
IDEAL LAP TIME : 48.172		BEST LAP TIME : 48.172		DIFFERENCE : 0.000		
LAP	SECTOR 1	SECTOR 2	LAP TIME	MPH	DIFF	TIME OF DAY
1 -		19.473	54.449	79.86	6.277	15:50:09.205
2 -	29.520	19.684	49.204	88.37	1.032	15:50:58.409
3 -	29.408	19.741	49.149	88.47	0.977	15:51:47.558
4 -	29.336	19.416	48.752	89.19	0.580	15:52:36.310
5 -	29.432	19.342	48.774	89.15	0.602	15:53:25.084
6 -	29.244	19.509	48.753	89.19	0.581	15:54:13.837
7 -	29.229	19.478	48.707	89.28	0.535	15:55:02.544
8 -	29.669	19.408	49.077	88.60	0.905	15:55:51.621
9 -	29.207	19.551	48.758	89.18	0.586	15:56:40.379
10 -	29.234	19.453	48.687 (3)	89.31	0.515	15:57:29.066
11 -	29.530	19.861	49.391	88.04	1.219	15:58:18.457
12 -	29.238	19.449	48.687 (3)	89.31	0.515	15:59:07.144
13 -	29.076	19.399	48.475 (2)	89.70	0.303	15:59:55.619
14 -	28.897	19.275	48.172 (1)	90.27		16:00:43.791

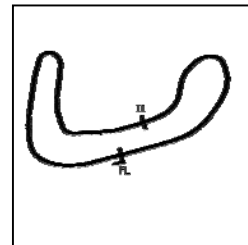
Weather / Track : Cloudy / Dry

Brands Hatch Indy
Circuit Length = 1.2079 miles
Start: 15:49 Flag 16:00 End: 16:01

BMCRC - MRO Championships 2020 - Rnd 1 @ Brands Hatch Indy

Reactive Parts MRO Powerbikes inc MSS Performance Clubman 1000

RACE 13 - SECTOR ANALYSIS



SECTOR 1 = FL to I1, SECTOR 2 = I1 to FL, DIFF = Difference To Personal Best Lap, P = Crossed Finish Line in Pit Lane, D = Time Disallowed

P4 212		Oilly SAVAGE		Yamaha R1 - Jock Properties Ltd		
IDEAL LAP TIME : 48.593		BEST LAP TIME : 48.632		DIFFERENCE : 0.039		
LAP	SECTOR 1	SECTOR 2	LAP TIME	MPH	DIFF	TIME OF DAY
1 -		19.852	54.857	79.27	6.225	15:50:09.613
2 -	29.981	19.776	49.757	87.39	1.125	15:50:59.370
3 -	29.601	19.394	48.995	88.75	0.363	15:51:48.365
4 -	29.497	19.652	49.149	88.47	0.517	15:52:37.514
5 -	29.830	19.501	49.331	88.15	0.699	15:53:26.845
6 -	29.832	19.671	49.503	87.84	0.871	15:54:16.348
7 -	29.807	19.579	49.386	88.05	0.754	15:55:05.734
8 -	29.411	19.417	48.828 (3)	89.05	0.196	15:55:54.562
9 -	29.350	19.413	48.763 (2)	89.17	0.131	15:56:43.325
10 -	29.199	19.433	48.632 (1)	89.41		15:57:31.957
11 -	29.433	19.964	49.397	88.03	0.765	15:58:21.354
12 -	29.746	19.690	49.436	87.96	0.804	15:59:10.790
13 -	29.593	19.702	49.295	88.21	0.663	16:00:00.085
14 -	29.480	19.563	49.043	88.66	0.411	16:00:49.128

P5 44		Nicky WILSON		Suzuki GSXR 1000 - Demon GP/Haslemere Motorcycles		
IDEAL LAP TIME : 48.473		BEST LAP TIME : 48.869		DIFFERENCE : 0.396		
LAP	SECTOR 1	SECTOR 2	LAP TIME	MPH	DIFF	TIME OF DAY
1 -		19.828	55.744	78.00	6.875	15:50:10.500
2 -	30.249	19.472	49.721	87.46	0.852	15:51:00.221
3 -	29.605	19.304	48.909	88.91	0.040	15:51:49.130
4 -	29.625	19.513	49.138	88.49	0.269	15:52:38.268
5 -	29.720	19.636	49.356	88.10	0.487	15:53:27.624
6 -	29.623	19.606	49.229	88.33	0.360	15:54:16.853
7 -	29.775	19.567	49.342	88.13	0.473	15:55:06.195
8 -	29.467	19.418	48.885 (2)	88.95	0.016	15:55:55.080
9 -	29.438	19.516	48.954	88.83	0.085	15:56:44.034
10 -	29.423	19.446	48.869 (1)	88.98		15:57:32.903
11 -	29.169	19.941	49.110	88.54	0.241	15:58:22.013
12 -	29.659	19.690	49.349	88.11	0.480	15:59:11.362
13 -	29.260	19.630	48.890 (3)	88.94	0.021	16:00:00.252
14 -	29.490	19.749	49.239	88.31	0.370	16:00:49.491

P6 17		Philip BAKER		BMW S1000RR - Dickie Donna & Malcom Sausage, J10 electric		
IDEAL LAP TIME : 48.583		BEST LAP TIME : 48.666		DIFFERENCE : 0.083		
LAP	SECTOR 1	SECTOR 2	LAP TIME	MPH	DIFF	TIME OF DAY
1 -		19.857	54.373	79.97	5.707	15:50:09.129
2 -	29.994	19.626	49.620	87.63	0.954	15:50:58.749
3 -	29.816	19.731	49.547	87.76	0.881	15:51:48.296
4 -	29.930	19.550	49.480	87.88	0.814	15:52:37.776
5 -	29.750	19.554	49.304	88.19	0.638	15:53:27.080
6 -	29.839	19.704	49.543	87.77	0.877	15:54:16.623
7 -	29.657	19.737	49.394	88.03	0.728	15:55:06.017
8 -	29.497	19.482	48.979 (3)	88.78	0.313	15:55:54.996
9 -	29.410	19.392	48.802 (2)	89.10	0.136	15:56:43.798
10 -	30.296	19.626	49.922	87.10	1.256	15:57:33.720
11 -	29.384	19.760	49.144	88.48	0.478	15:58:22.864
12 -	29.434	19.617	49.051	88.65	0.385	15:59:11.915
13 -	29.191	19.475	48.666 (1)	89.35		16:00:00.581
14 -	29.378	19.739	49.117	88.53	0.451	16:00:49.698

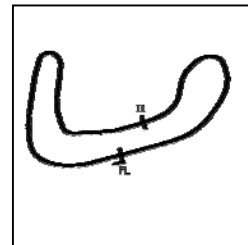
Weather / Track : Cloudy / Dry

Brands Hatch Indy
Circuit Length = 1.2079 miles
Start: 15:49 Flag 16:00 End: 16:01

BMCRC - MRO Championships 2020 - Rnd 1 @ Brands Hatch Indy

Reactive Parts MRO Powerbikes inc MSS Performance Clubman 1000

RACE 13 - SECTOR ANALYSIS



SECTOR 1 = FL to I1, SECTOR 2 = I1 to FL, DIFF = Difference To Personal Best Lap, P = Crossed Finish Line in Pit Lane, D = Time Disallowed

P7 98		Rick DICKINSON		BMW S1000RR - MotorcycleRaceParts.co.uk		
IDEAL LAP TIME : 48.629		BEST LAP TIME : 48.641		DIFFERENCE : 0.012		
LAP	SECTOR 1	SECTOR 2	LAP TIME	MPH	DIFF	TIME OF DAY
1 -		20.194	56.694	76.70	8.053	15:50:11.450
2 -	29.942	19.420	49.362	88.09	0.721	15:51:00.812
3 -	29.915	19.377	49.292	88.22	0.651	15:51:50.104
4 -	29.587	19.422	49.009	88.73	0.368	15:52:39.113
5 -	29.474	19.409	48.883 (3)	88.95	0.242	15:53:27.996
6 -	29.598	19.402	49.000	88.74	0.359	15:54:16.996
7 -	30.079	19.505	49.584	87.70	0.943	15:55:06.580
8 -	29.838	19.450	49.288	88.22	0.647	15:55:55.868
9 -	29.437	19.381	48.818 (2)	89.07	0.177	15:56:44.686
10 -	29.612	19.665	49.277	88.24	0.636	15:57:33.963
11 -	29.597	19.832	49.429	87.97	0.788	15:58:23.392
12 -	29.483	19.803	49.286	88.23	0.645	15:59:12.678
13 -	29.434	19.505	48.939	88.85	0.298	16:00:01.617
14 -	29.252	19.389	48.641 (1)	89.40		16:00:50.258

P8 71		Tom NORTON		Suzuki GSXR 1000 - Mike Newman Haulage		
IDEAL LAP TIME : 48.798		BEST LAP TIME : 48.798		DIFFERENCE : 0.000		
LAP	SECTOR 1	SECTOR 2	LAP TIME	MPH	DIFF	TIME OF DAY
1 -		19.999	55.380	78.52	6.582	15:50:10.136
2 -	30.394	19.437	49.831	87.26	1.033	15:50:59.967
3 -	29.646	19.374	49.020 (2)	88.71	0.222	15:51:48.987
4 -	29.526	19.576	49.102	88.56	0.304	15:52:38.089
5 -	29.750	19.582	49.332	88.14	0.534	15:53:27.421
6 -	29.621	19.620	49.241	88.31	0.443	15:54:16.662
7 -	29.776	19.647	49.423	87.98	0.625	15:55:06.085
8 -	29.870	19.551	49.421	87.99	0.623	15:55:55.506
9 -	29.459	19.339	48.798 (1)	89.11		15:56:44.304
10 -	30.138	19.756	49.894	87.15	1.096	15:57:34.198
11 -	29.807	19.796	49.603	87.66	0.805	15:58:23.801
12 -	29.595	19.612	49.207	88.37	0.409	15:59:13.008
13 -	29.877	19.517	49.394	88.03	0.596	16:00:02.402
14 -	29.565	19.507	49.072 (3)	88.61	0.274	16:00:51.474

P9 54		Steve HENEGHAN		Ducati PANIGALE V4S - ReactiveParts.com		
IDEAL LAP TIME : 48.573		BEST LAP TIME : 48.638		DIFFERENCE : 0.065		
LAP	SECTOR 1	SECTOR 2	LAP TIME	MPH	DIFF	TIME OF DAY
1 -		20.034	57.388	75.77	8.750	15:50:12.144
2 -	30.425	19.635	50.060	86.86	1.422	15:51:02.204
3 -	29.763	19.557	49.320	88.17	0.682	15:51:51.524
4 -	29.358	19.412	48.770 (2)	89.16	0.132	15:52:40.294
5 -	29.677	19.317	48.994	88.75	0.356	15:53:29.288
6 -	29.316	19.572	48.888	88.95	0.250	15:54:18.176
7 -	29.256	19.382	48.638 (1)	89.40		15:55:06.814
8 -	29.793	19.530	49.323	88.16	0.685	15:55:56.137
9 -	29.366	19.442	48.808 (3)	89.09	0.170	15:56:44.945
10 -	29.663	20.076	49.739	87.42	1.101	15:57:34.684
11 -	29.560	19.950	49.510	87.83	0.872	15:58:24.194
12 -	29.419	19.542	48.961	88.81	0.323	15:59:13.155
13 -	29.928	19.614	49.542	87.77	0.904	16:00:02.697
14 -	29.516	19.668	49.184	88.41	0.546	16:00:51.881

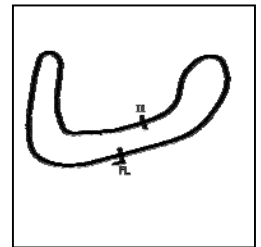
Weather / Track : Cloudy / Dry

Brands Hatch Indy
Circuit Length = 1.2079 miles
Start: 15:49 Flag 16:00 End: 16:01

BMCRC - MRO Championships 2020 - Rnd 1 @ Brands Hatch Indy

Reactive Parts MRO Powerbikes inc MSS Performance Clubman 1000

RACE 13 - SECTOR ANALYSIS



SECTOR 1 = FL to I1, SECTOR 2 = I1 to FL, DIFF = Difference To Personal Best Lap, P = Crossed Finish Line in Pit Lane, D = Time Disallowed

P10 16		Glenn WALSH		BMW S1000RR - Walters Medical		
IDEAL LAP TIME : 48.351		BEST LAP TIME : 48.375		DIFFERENCE : 0.024		
LAP	SECTOR 1	SECTOR 2	LAP TIME	MPH	DIFF	TIME OF DAY
1 -		20.055	58.508	74.32	10.133	15:50:13.264
2 -	30.219	19.788	50.007	86.95	1.632	15:51:03.271
3 -	29.854	19.523	49.377	88.06	1.002	15:51:52.648
4 -	29.230	19.145	48.375 (1)	89.89		15:52:41.023
5 -	29.711	19.347	49.058	88.64	0.683	15:53:30.081
6 -	29.299	19.121	48.420 (2)	89.81	0.045	15:54:18.501
7 -	29.374	19.514	48.888 (3)	88.95	0.513	15:55:07.389
8 -	29.563	19.393	48.956	88.82	0.581	15:55:56.345
9 -	29.540	19.412	48.952	88.83	0.577	15:56:45.297
10 -	29.521	20.299	49.820	87.28	1.445	15:57:35.117
11 -	29.489	19.917	49.406	88.01	1.031	15:58:24.523
12 -	29.553	19.476	49.029	88.69	0.654	15:59:13.552
13 -	29.849	19.875	49.724	87.45	1.349	16:00:03.276
14 -	29.681	19.464	49.145	88.48	0.770	16:00:52.421

P11 39		Max MORGAN		Kawasaki ZX10RR - MSS PERFORMANCE		
IDEAL LAP TIME : 48.999		BEST LAP TIME : 49.026		DIFFERENCE : 0.027		
LAP	SECTOR 1	SECTOR 2	LAP TIME	MPH	DIFF	TIME OF DAY
1 -		20.094	56.515	76.94	7.489	15:50:11.271
2 -	30.374	19.806	50.180	86.66	1.154	15:51:01.451
3 -	29.733	19.795	49.528	87.80	0.502	15:51:50.979
4 -	29.634	19.877	49.511	87.83	0.485	15:52:40.490
5 -	29.947	19.864	49.811	87.30	0.785	15:53:30.301
6 -	29.389	19.637	49.026 (1)	88.69		15:54:19.327
7 -	29.365	19.688	49.053 (3)	88.65	0.027	15:55:08.380
8 -	29.520	19.649	49.169	88.44	0.143	15:55:57.549
9 -	29.463	19.696	49.159	88.45	0.133	15:56:46.708
10 -	29.887	19.805	49.692	87.51	0.666	15:57:36.400
11 -	29.738	20.193	49.931	87.09	0.905	15:58:26.331
12 -	29.652	19.749	49.401	88.02	0.375	15:59:15.732
13 -	29.470	19.844	49.314	88.18	0.288	16:00:05.046
14 -	29.362	19.670	49.032 (2)	88.68	0.006	16:00:54.078

P12 2		Peter BAKER		Kawasaki ZX10R - Dodfrey Engineering		
IDEAL LAP TIME : 48.504		BEST LAP TIME : 48.627		DIFFERENCE : 0.123		
LAP	SECTOR 1	SECTOR 2	LAP TIME	MPH	DIFF	TIME OF DAY
1 -		19.988	55.627	78.17	7.000	15:50:10.383
2 -	29.785	19.359	49.144	88.48	0.517	15:50:59.527
3 -	29.914	19.452	49.366	88.08	0.739	15:51:48.893
4 -	29.450	19.660	49.110	88.54	0.483	15:52:38.003
5 -	29.681	19.540	49.221	88.34	0.594	15:53:27.224
6 -	29.428	19.557	48.985	88.77	0.358	15:54:16.209
7 -	29.449	19.454	48.903	88.92	0.276	15:55:05.112
8 -	29.145	19.555	48.700 (3)	89.29	0.073	15:55:53.812
9 -	29.149	19.478	48.627 (1)	89.42		15:56:42.439
10 -	29.197	19.491	48.688 (2)	89.31	0.061	15:57:31.127
11 -	29.286	27.159	56.445	77.04	7.818	15:58:27.572
12 -	30.224	19.422	49.646	87.59	1.019	15:59:17.218
13 -	29.366	19.723	49.089	88.58	0.462	16:00:06.307
14 -	29.597	19.943	49.540	87.77	0.913	16:00:55.847

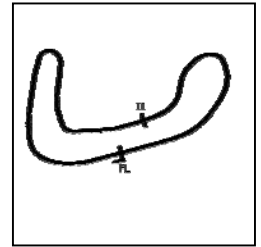
Weather / Track : Cloudy / Dry

Brands Hatch Indy
Circuit Length = 1.2079 miles
Start: 15:49 Flag 16:00 End: 16:01

BMCRC - MRO Championships 2020 - Rnd 1 @ Brands Hatch Indy

Reactive Parts MRO Powerbikes inc MSS Performance Clubman 1000

RACE 13 - SECTOR ANALYSIS



SECTOR 1 = FL to I1, SECTOR 2 = I1 to FL, DIFF = Difference To Personal Best Lap, P = Crossed Finish Line in Pit Lane, D = Time Disallowed

P13 30		Ryan GIBSON		Kawasaki ZX10R - JMC		
IDEAL LAP TIME : 48.815		BEST LAP TIME : 48.815		DIFFERENCE : 0.000		
LAP	SECTOR 1	SECTOR 2	LAP TIME	MPH	DIFF	TIME OF DAY
1 -		20.006	57.211	76.00	8.396	15:50:11.967
2 -	30.767	20.018	50.785	85.62	1.970	15:51:02.752
3 -	30.343	19.772	50.115	86.77	1.300	15:51:52.867
4 -	30.029	19.761	49.790	87.33	0.975	15:52:42.657
5 -	29.894	19.544	49.438 (3)	87.96	0.623	15:53:32.095
6 -	29.412	19.403	48.815 (1)	89.08		15:54:20.910
7 -	29.497	19.696	49.193 (2)	88.39	0.378	15:55:10.103
8 -	29.642	19.920	49.562	87.74	0.747	15:55:59.665
9 -	29.632	19.829	49.461	87.91	0.646	15:56:49.126
10 -	29.780	19.748	49.528	87.80	0.713	15:57:38.654
11 -	30.028	19.733	49.761	87.38	0.946	15:58:28.415
12 -	30.572	19.769	50.341	86.38	1.526	15:59:18.756
13 -	29.820	20.007	49.827	87.27	1.012	16:00:08.583
14 -	30.189	19.966	50.155	86.70	1.340	16:00:58.738

P14 711		Ritchie THORNTON		Kawasaki ZX10R - Team 71		
IDEAL LAP TIME : 49.056		BEST LAP TIME : 49.191		DIFFERENCE : 0.135		
LAP	SECTOR 1	SECTOR 2	LAP TIME	MPH	DIFF	TIME OF DAY
1 -		20.292	57.820	75.20	8.629	15:50:12.576
2 -	30.790	19.814	50.604	85.93	1.413	15:51:03.180
3 -	30.655	19.686	50.341	86.38	1.150	15:51:53.521
4 -	30.180	19.899	50.079	86.83	0.888	15:52:43.600
5 -	29.808	19.641	49.449	87.94	0.258	15:53:33.049
6 -	29.987	19.741	49.728	87.44	0.537	15:54:22.777
7 -	29.730	19.765	49.495	87.85	0.304	15:55:12.272
8 -	29.738	19.836	49.574	87.71	0.383	15:56:01.846
9 -	29.647	19.719	49.366 (3)	88.08	0.175	15:56:51.212
10 -	29.519	19.690	49.209 (2)	88.37	0.018	15:57:40.421
11 -	29.688	19.869	49.557	87.74	0.366	15:58:29.978
12 -	29.717	20.001	49.718	87.46	0.527	15:59:19.696
13 -	29.654	19.537	49.191 (1)	88.40		16:00:08.887
14 -	30.020	19.879	49.899	87.14	0.708	16:00:58.786

P15 9 C		Luke DIXON		BMW S1000RR -		
IDEAL LAP TIME : 48.630		BEST LAP TIME : 48.764		DIFFERENCE : 0.134		
LAP	SECTOR 1	SECTOR 2	LAP TIME	MPH	DIFF	TIME OF DAY
1 -		20.679	59.955	72.53	11.191	15:50:14.711
2 -	30.319	20.182	50.501	86.10	1.737	15:51:05.212
3 -	30.204	19.844	50.048	86.88	1.284	15:51:55.260
4 -	30.345	20.094	50.439	86.21	1.675	15:52:45.699
5 -	30.191	19.571	49.762	87.38	0.998	15:53:35.461
6 -	29.837	19.498	49.335	88.14	0.571	15:54:24.796
7 -	30.144	19.858	50.002	86.96	1.238	15:55:14.798
8 -	29.829	19.919	49.748	87.41	0.984	15:56:04.546
9 -	29.796	19.400	49.196 (2)	88.39	0.432	15:56:53.742
10 -	29.230	19.534	48.764 (1)	89.17		15:57:42.506
11 -	29.457	19.747	49.204 (3)	88.37	0.440	15:58:31.710
12 -	30.454	19.691	50.145	86.72	1.381	15:59:21.855
13 -	29.995	19.739	49.734	87.43	0.970	16:00:11.589
14 -	29.473	19.850	49.323	88.16	0.559	16:01:00.912

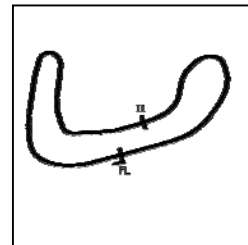
Weather / Track : Cloudy / Dry

Brands Hatch Indy
Circuit Length = 1.2079 miles
Start: 15:49 Flag 16:00 End: 16:01

BMCRC - MRO Championships 2020 - Rnd 1 @ Brands Hatch Indy

Reactive Parts MRO Powerbikes inc MSS Performance Clubman 1000

RACE 13 - SECTOR ANALYSIS



SECTOR 1 = FL to I1, SECTOR 2 = I1 to FL, DIFF = Difference To Personal Best Lap, P = Crossed Finish Line in Pit Lane, D = Time Disallowed

P16 177 C		Ryan WARRINGTON		Kawasaki ZX10R - RWC		
IDEAL LAP TIME : 48.709		BEST LAP TIME : 49.009		DIFFERENCE : 0.300		
LAP	SECTOR 1	SECTOR 2	LAP TIME	MPH	DIFF	TIME OF DAY
1 -		20.444	1:00.226	72.20	11.217	15:50:14.982
2 -	30.876	20.010	50.886	85.45	1.877	15:51:05.868
3 -	30.221	19.781	50.002	86.96	0.993	15:51:55.870
4 -	29.946	19.987	49.933	87.08	0.924	15:52:45.803
5 -	29.774	19.789	49.563	87.73	0.554	15:53:35.366
6 -	30.119	19.389	49.508 (3)	87.83	0.499	15:54:24.874
7 -	30.282	19.886	50.168	86.68	1.159	15:55:15.042
8 -	30.253	19.693	49.946	87.06	0.937	15:56:04.988
9 -	30.186	19.765	49.951	87.05	0.942	15:56:54.939
10 -	30.254	19.981	50.235	86.56	1.226	15:57:45.174
11 -	30.168	19.750	49.918	87.11	0.909	15:58:35.092
12 -	30.093	19.564	49.657	87.57	0.648	15:59:24.749
13 -	29.320	20.028	49.348 (2)	88.12	0.339	16:00:14.097
14 -	29.366	19.643	49.009 (1)	88.73		16:01:03.106

P17 272		Daniel JOHNSON		BMW S1000 RR -		
IDEAL LAP TIME : 49.642		BEST LAP TIME : 49.929		DIFFERENCE : 0.287		
LAP	SECTOR 1	SECTOR 2	LAP TIME	MPH	DIFF	TIME OF DAY
1 -		20.511	58.450	74.39	8.521	15:50:13.206
2 -	30.708	20.054	50.762	85.66	0.833	15:51:03.968
3 -	30.306	19.623	49.929 (1)	87.09		15:51:53.897
4 -	30.346	19.755	50.101	86.79	0.172	15:52:43.998
5 -	30.207	19.815	50.022	86.93	0.093	15:53:34.020
6 -	30.289	19.821	50.110	86.78	0.181	15:54:24.130
7 -	30.019	20.011	50.030	86.91	0.101	15:55:14.160
8 -	30.257	19.982	50.239	86.55	0.310	15:56:04.399
9 -	30.333	19.771	50.104	86.79	0.175	15:56:54.503
10 -	30.160	20.196	50.356	86.35	0.427	15:57:44.859
11 -	30.220	19.753	49.973 (2)	87.01	0.044	15:58:34.832
12 -	30.185	19.877	50.062	86.86	0.133	15:59:24.894
13 -	30.302	19.862	50.164	86.68	0.235	16:00:15.058
14 -	30.169	19.820	49.989 (3)	86.99	0.060	16:01:05.047

P18 24		Alan SMITH		Kawasaki ZX10R - Orwells Mcs		
IDEAL LAP TIME : 49.503		BEST LAP TIME : 49.747		DIFFERENCE : 0.244		
LAP	SECTOR 1	SECTOR 2	LAP TIME	MPH	DIFF	TIME OF DAY
1 -		20.035	57.573	75.53	7.826	15:50:12.329
2 -	30.639	19.929	50.568	85.99	0.821	15:51:02.897
3 -	30.598	19.706	50.304	86.44	0.557	15:51:53.201
4 -	30.297	20.037	50.334	86.39	0.587	15:52:43.535
5 -	30.422	19.729	50.151	86.71	0.404	15:53:33.686
6 -	30.668	20.119	50.787	85.62	1.040	15:54:24.473
7 -	30.924	19.780	50.704	85.76	0.957	15:55:15.177
8 -	30.569	19.601	50.170	86.67	0.423	15:56:05.347
9 -	29.940	19.807	49.747 (1)	87.41		15:56:55.094
10 -	30.355	19.958	50.313	86.43	0.566	15:57:45.407
11 -	30.338	19.840	50.178	86.66	0.431	15:58:35.585
12 -	29.994	19.977	49.971	87.02	0.224	15:59:25.556
13 -	30.238	19.704	49.942 (3)	87.07	0.195	16:00:15.498
14 -	29.902	19.871	49.773 (2)	87.36	0.026	16:01:05.271

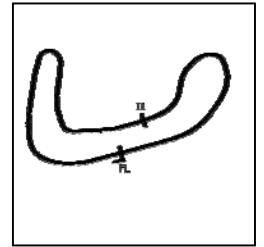
Weather / Track : Cloudy / Dry

Brands Hatch Indy
Circuit Length = 1.2079 miles
Start: 15:49 Flag 16:00 End: 16:01

BMCRC - MRO Championships 2020 - Rnd 1 @ Brands Hatch Indy

Reactive Parts MRO Powerbikes inc MSS Performance Clubman 1000

RACE 13 - SECTOR ANALYSIS



SECTOR 1 = FL to I1, SECTOR 2 = I1 to FL, DIFF = Difference To Personal Best Lap, P = Crossed Finish Line in Pit Lane, D = Time Disallowed

P19 15		Mariusz SIEMIENIUK-JUZWIUK		BMW S 1000 RR - BELMONT AUTO SERVICE		
IDEAL LAP TIME : 49.727		BEST LAP TIME : 49.852		DIFFERENCE : 0.125		
LAP	SECTOR 1	SECTOR 2	LAP TIME	MPH	DIFF	TIME OF DAY
1 -		20.039	57.929	75.06	8.077	15:50:12.685
2 -	31.069	19.704	50.773	85.64	0.921	15:51:03.458
3 -	30.493	19.637	50.130	86.74	0.278	15:51:53.588
4 -	30.272	19.910	50.182	86.65	0.330	15:52:43.770
5 -	30.761	19.611	50.372	86.32	0.520	15:53:34.142
6 -	30.382	20.010	50.392	86.29	0.540	15:54:24.534
7 -	30.167	20.167	50.334	86.39	0.482	15:55:14.868
8 -	30.151	19.711	49.862 (2)	87.21	0.010	15:56:04.730
9 -	30.116	19.951	50.067 (3)	86.85	0.215	15:56:54.797
10 -	30.184	20.045	50.229	86.57	0.377	15:57:45.026
11 -	30.530	19.660	50.190	86.64	0.338	15:58:35.216
12 -	30.177	19.675	49.852 (1)	87.23		15:59:25.068
13 -	30.479	19.681	50.160	86.69	0.308	16:00:15.228
14 -	30.379	19.746	50.125	86.75	0.273	16:01:05.353

P20 88 C		Scott HALLIDAY		Suzuki GSXR 1000 - Performance fitness gym		
IDEAL LAP TIME : 49.505		BEST LAP TIME : 49.686		DIFFERENCE : 0.181		
LAP	SECTOR 1	SECTOR 2	LAP TIME	MPH	DIFF	TIME OF DAY
1 -		20.268	57.042	76.23	7.356	15:50:11.798
2 -	30.481	19.908	50.389	86.30	0.703	15:51:02.187
3 -	30.646	19.880	50.526	86.06	0.840	15:51:52.713
4 -	30.602	20.106	50.708	85.75	1.022	15:52:43.421
5 -	30.305	19.895	50.200	86.62	0.514	15:53:33.621
6 -	30.545	19.997	50.542	86.03	0.856	15:54:24.163
7 -	30.316	20.415	50.731	85.71	1.045	15:55:14.894
8 -	30.953	19.785	50.738	85.70	1.052	15:56:05.632
9 -	30.006	19.916	49.922 (2)	87.10	0.236	15:56:55.554
10 -	30.068	20.196	50.264	86.51	0.578	15:57:45.818
11 -	30.256	19.857	50.113	86.77	0.427	15:58:35.931
12 -	29.924	20.121	50.045 (3)	86.89	0.359	15:59:25.976
13 -	30.249	19.845	50.094	86.80	0.408	16:00:16.070
14 -	29.720	19.966	49.686 (1)	87.52		16:01:05.756

P21 8		John COUGHLAN		Aprilia RSV4RF - BIKERSWORLD		
IDEAL LAP TIME : 49.797		BEST LAP TIME : 49.802		DIFFERENCE : 0.005		
LAP	SECTOR 1	SECTOR 2	LAP TIME	MPH	DIFF	TIME OF DAY
1 -		20.596	59.650	72.90	9.848	15:50:14.406
2 -	31.687	20.301	51.988	83.64	2.186	15:51:06.394
3 -	30.895	20.351	51.246	84.85	1.444	15:51:57.640
4 -	30.355	20.019	50.374	86.32	0.572	15:52:48.014
5 -	30.141	20.111	50.252	86.53	0.450	15:53:38.266
6 -	30.115	20.062	50.177	86.66	0.375	15:54:28.443
7 -	29.996	19.936	49.932 (2)	87.09	0.130	15:55:18.375
8 -	30.001	19.801	49.802 (1)	87.31		15:56:08.177
9 -	30.057	20.205	50.262	86.51	0.460	15:56:58.439
10 -	30.202	20.207	50.409	86.26	0.607	15:57:48.848
11 -	30.172	19.992	50.164 (3)	86.68	0.362	15:58:39.012
12 -	30.142	20.150	50.292	86.46	0.490	15:59:29.304
13 -	30.164	20.350	50.514	86.08	0.712	16:00:19.818
14 -	30.112	20.208	50.320	86.41	0.518	16:01:10.138

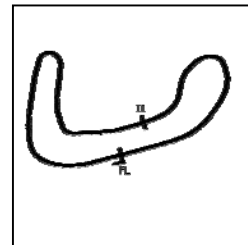
Weather / Track : Cloudy / Dry

Brands Hatch Indy
Circuit Length = 1.2079 miles
Start: 15:49 Flag 16:00 End: 16:01

BMCRC - MRO Championships 2020 - Rnd 1 @ Brands Hatch Indy

Reactive Parts MRO Powerbikes inc MSS Performance Clubman 1000

RACE 13 - SECTOR ANALYSIS



SECTOR 1 = FL to I1, SECTOR 2 = I1 to FL, DIFF = Difference To Personal Best Lap, P = Crossed Finish Line in Pit Lane, D = Time Disallowed

P22 76		Jason BYARD		Suzuki GSXR - May Construction		
IDEAL LAP TIME : 49.762		BEST LAP TIME : 49.762		DIFFERENCE : 0.000		
LAP	SECTOR 1	SECTOR 2	LAP TIME	MPH	DIFF	TIME OF DAY
1 -		20.644	1:00.092	72.36	10.330	15:50:14.848
2 -	31.800	20.127	51.927	83.74	2.165	15:51:06.775
3 -	31.179	20.307	51.486	84.46	1.724	15:51:58.261
4 -	30.401	19.745	50.146	86.71	0.384	15:52:48.407
5 -	30.297	19.917	50.214	86.60	0.452	15:53:38.621
6 -	30.357	19.748	50.105	86.78	0.343	15:54:28.726
7 -	30.183	19.579	49.762 (1)	87.38		15:55:18.488
8 -	30.270	19.639	49.909 (2)	87.13	0.147	15:56:08.397
9 -	30.202	19.937	50.139	86.73	0.377	15:56:58.536
10 -	30.837	19.702	50.539	86.04	0.777	15:57:49.075
11 -	30.706	20.017	50.723	85.73	0.961	15:58:39.798
12 -	30.556	19.813	50.369	86.33	0.607	15:59:30.167
13 -	30.354	19.668	50.022 (3)	86.93	0.260	16:00:20.189
14 -	30.361	19.826	50.187	86.64	0.425	16:01:10.376

P23 12		David COMBRINCK		Kawasaki ZX10R -		
IDEAL LAP TIME : 49.975		BEST LAP TIME : 49.975		DIFFERENCE : 0.000		
LAP	SECTOR 1	SECTOR 2	LAP TIME	MPH	DIFF	TIME OF DAY
1 -		20.588	58.937	73.78	8.962	15:50:13.693
2 -	30.638	20.430	51.068	85.15	1.093	15:51:04.761
3 -	30.303	20.082	50.385	86.30	0.410	15:51:55.146
4 -	30.343	20.101	50.444	86.20	0.469	15:52:45.590
5 -	30.767	20.088	50.855	85.50	0.880	15:53:36.445
6 -	30.185	20.033	50.218 (2)	86.59	0.243	15:54:26.663
7 -	30.290	20.056	50.346 (3)	86.37	0.371	15:55:17.009
8 -	30.340	20.133	50.473	86.15	0.498	15:56:07.482
9 -	30.551	20.117	50.668	85.82	0.693	15:56:58.150
10 -	30.291	20.275	50.566	85.99	0.591	15:57:48.716
11 -	30.778	20.152	50.930	85.38	0.955	15:58:39.646
12 -	30.294	20.155	50.449	86.19	0.474	15:59:30.095
13 -	29.961	20.014	49.975 (1)	87.01		16:00:20.070
14 -	30.260	20.135	50.395	86.29	0.420	16:01:10.465

P24 35 C		Robert CRESSWELL		Kawasaki ZX10R - ODDJOBROB Racing		
IDEAL LAP TIME : 50.582		BEST LAP TIME : 50.605		DIFFERENCE : 0.023		
LAP	SECTOR 1	SECTOR 2	LAP TIME	MPH	DIFF	TIME OF DAY
1 -		20.659	59.280	73.35	8.675	15:50:14.036
2 -	30.732	20.277	51.009	85.25	0.404	15:51:05.045
3 -	31.039	20.447	51.486	84.46	0.881	15:51:56.531
4 -	30.728	20.265	50.993	85.27	0.388	15:52:47.524
5 -	30.428	20.286	50.714	85.74	0.109	15:53:38.238
6 -	30.726	20.500	51.226	84.89	0.621	15:54:29.464
7 -	31.037	20.327	51.364	84.66	0.759	15:55:20.828
8 -	30.505	20.208	50.713 (3)	85.74	0.108	15:56:11.541
9 -	30.546	20.356	50.902	85.43	0.297	15:57:02.443
10 -	30.573	20.326	50.899	85.43	0.294	15:57:53.342
11 -	30.434	20.222	50.656 (2)	85.84	0.051	15:58:43.998
12 -	30.374	20.231	50.605 (1)	85.93		15:59:34.603
13 -	30.791	20.320	51.111	85.08	0.506	16:00:25.714
14 -	30.376	20.486	50.862	85.49	0.257	16:01:16.576

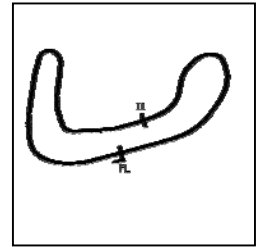
Weather / Track : Cloudy / Dry

Brands Hatch Indy
Circuit Length = 1.2079 miles
Start: 15:49 Flag 16:00 End: 16:01

BMCRC - MRO Championships 2020 - Rnd 1 @ Brands Hatch Indy

Reactive Parts MRO Powerbikes inc MSS Performance Clubman 1000

RACE 13 - SECTOR ANALYSIS



SECTOR 1 = FL to I1, SECTOR 2 = I1 to FL, DIFF = Difference To Personal Best Lap, P = Crossed Finish Line in Pit Lane, D = Time Disallowed

P25 83 C Jason SIGGS		Yamaha R1 - J Siggs Construction				
IDEAL LAP TIME : 50.277		BEST LAP TIME : 50.291		DIFFERENCE : 0.014		
LAP	SECTOR 1	SECTOR 2	LAP TIME	MPH	DIFF	TIME OF DAY
1 -		20.683	59.569	73.00	9.278	15:50:14.325
2 -	31.310	20.683	51.993	83.63	1.702	15:51:06.318
3 -	31.007	21.073	52.080	83.49	1.789	15:51:58.398
4 -	31.230	20.460	51.690	84.12	1.399	15:52:50.088
5 -	30.762	20.492	51.254	84.84	0.963	15:53:41.342
6 -	30.923	20.695	51.618	84.24	1.327	15:54:32.960
7 -	30.726	20.509	51.235	84.87	0.944	15:55:24.195
8 -	30.543	20.251	50.794	85.61	0.503	15:56:14.989
9 -	30.683	20.329	51.012	85.24	0.721	15:57:06.001
10 -	30.561	20.243	50.804	85.59	0.513	15:57:56.805
11 -	30.415	20.164	50.579 (2)	85.97	0.288	15:58:47.384
12 -	30.415	20.338	50.753 (3)	85.68	0.462	15:59:38.137
13 -	30.113	20.178	50.291 (1)	86.46		16:00:28.428
14 -	30.616	20.482	51.098	85.10	0.807	16:01:19.526

P26 50 C Dan WELFORD		Suzuki GSXR 1000 - SEG Sussex Electric Gates/ Vistec system				
IDEAL LAP TIME : 50.923		BEST LAP TIME : 51.042		DIFFERENCE : 0.119		
LAP	SECTOR 1	SECTOR 2	LAP TIME	MPH	DIFF	TIME OF DAY
1 -		20.969	1:01.052	71.22	10.010	15:50:15.808
2 -	31.235	20.290	51.525	84.39	0.483	15:51:07.333
3 -	30.880	20.383	51.263	84.82	0.221	15:51:58.596
4 -	31.283	20.274	51.557	84.34	0.515	15:52:50.153
5 -	30.999	20.392	51.391	84.61	0.349	15:53:41.544
6 -	30.976	20.506	51.482	84.46	0.440	15:54:33.026
7 -	31.096	20.329	51.425	84.56	0.383	15:55:24.451
8 -	30.943	20.399	51.342	84.69	0.300	15:56:15.793
9 -	31.168	20.385	51.553	84.35	0.511	15:57:07.346
10 -	31.029	20.171	51.200 (3)	84.93	0.158	15:57:58.546
11 -	31.039	20.294	51.333	84.71	0.291	15:58:49.879
12 -	30.752	20.290	51.042 (1)	85.19		15:59:40.921
13 -	30.857	20.335	51.192 (2)	84.94	0.150	16:00:32.113
14 -	31.136	20.462	51.598	84.27	0.556	16:01:23.711

P27 277 C Adrian AVERRE		Yamaha R1 - Ryders Alley Racing				
IDEAL LAP TIME : 51.069		BEST LAP TIME : 51.207		DIFFERENCE : 0.138		
LAP	SECTOR 1	SECTOR 2	LAP TIME	MPH	DIFF	TIME OF DAY
1 -		20.662	1:01.733	70.44	10.526	15:50:16.489
2 -	31.930	20.596	52.526	82.78	1.319	15:51:09.015
3 -	31.145	20.538	51.683	84.13	0.476	15:52:00.698
4 -	31.495	20.727	52.222	83.27	1.015	15:52:52.920
5 -	31.351	20.870	52.221	83.27	1.014	15:53:45.141
6 -	30.969	20.276	51.245 (2)	84.85	0.038	15:54:36.386
7 -	31.081	20.397	51.478	84.47	0.271	15:55:27.864
8 -	30.823	20.384	51.207 (1)	84.92		15:56:19.071
9 -	30.860	20.595	51.455	84.51	0.248	15:57:10.526
10 -	30.942	20.488	51.430	84.55	0.223	15:58:01.956
11 -	30.834	20.559	51.393 (3)	84.61	0.186	15:58:53.349
12 -	30.889	20.614	51.503	84.43	0.296	15:59:44.852
13 -	30.793	20.659	51.452	84.51	0.245	16:00:36.304
14 -	31.089	20.859	51.948	83.71	0.741	16:01:28.252

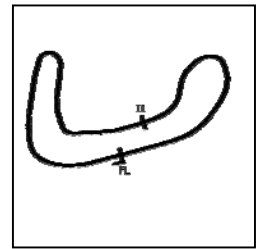
Weather / Track : Cloudy / Dry

Brands Hatch Indy
Circuit Length = 1.2079 miles
Start: 15:49 Flag 16:00 End: 16:01

BMCRC - MRO Championships 2020 - Rnd 1 @ Brands Hatch Indy

Reactive Parts MRO Powerbikes inc MSS Performance Clubman 1000

RACE 13 - SECTOR ANALYSIS



SECTOR 1 = FL to I1, SECTOR 2 = I1 to FL, DIFF = Difference To Personal Best Lap, P = Crossed Finish Line in Pit Lane, D = Time Disallowed

P28 6		Dan SHAILER		Yamaha R1 - McShailer Racing		
IDEAL LAP TIME : 51.692		BEST LAP TIME : 51.761		DIFFERENCE : 0.069		
LAP	SECTOR 1	SECTOR 2	LAP TIME	MPH	DIFF	TIME OF DAY
1 -		21.136	1:01.458	70.75	9.697	15:50:16.214
2 -	31.903	20.713	52.616	82.64	0.855	15:51:08.830
3 -	31.144	20.617	51.761 (1)	84.01		15:52:00.591
4 -	31.497	20.683	52.180	83.33	0.419	15:52:52.771
5 -	31.388	20.737	52.125	83.42	0.364	15:53:44.896
6 -	31.459	20.837	52.296	83.15	0.535	15:54:37.192
7 -	31.723	20.594	52.317	83.12	0.556	15:55:29.509
8 -	31.213	20.548	51.761 (1)	84.01		15:56:21.270
9 -	31.471	20.632	52.103 (3)	83.46	0.342	15:57:13.373
10 -	31.476	20.730	52.206	83.29	0.445	15:58:05.579
11 -	31.457	20.737	52.194	83.31	0.433	15:58:57.773
12 -	31.306	20.918	52.224	83.26	0.463	15:59:49.997
13 -	31.417	20.966	52.383	83.01	0.622	16:00:42.380

P29 139		Shane SMITH		Honda CBR1000 SP1 - Ridemoto.com		
IDEAL LAP TIME : 51.373		BEST LAP TIME : 51.581		DIFFERENCE : 0.208		
LAP	SECTOR 1	SECTOR 2	LAP TIME	MPH	DIFF	TIME OF DAY
1 -		21.514	1:03.194	68.81	11.613	15:50:17.950
2 -	32.791	20.992	53.783	80.85	2.202	15:51:11.733
3 -	32.266	20.618	52.884	82.22	1.303	15:52:04.617
4 -	32.513	20.714	53.227	81.69	1.646	15:52:57.844
5 -	31.362	20.236	51.598 (2)	84.27	0.017	15:53:49.442
6 -	31.543	20.131	51.674 (3)	84.15	0.093	15:54:41.116
7 -	31.389	20.339	51.728	84.06	0.147	15:55:32.844
8 -	31.242	20.339	51.581 (1)	84.30		15:56:24.425
9 -	31.611	20.403	52.014	83.60	0.433	15:57:16.439
10 -	31.454	20.482	51.936	83.73	0.355	15:58:08.375
11 -	31.497	20.620	52.117	83.43	0.536	15:59:00.492
12 -	31.271	20.447	51.718	84.08	0.137	15:59:52.210
13 -	31.259	20.448	51.707	84.10	0.126	16:00:43.917

P30 41		David ABRAHAM		Yamaha R1 - Cambridge Motorcycles		
IDEAL LAP TIME : 52.797		BEST LAP TIME : 53.142		DIFFERENCE : 0.345		
LAP	SECTOR 1	SECTOR 2	LAP TIME	MPH	DIFF	TIME OF DAY
1 -		22.146	1:04.153	67.78	11.011	15:50:18.909
2 -	32.582	20.888	53.470	81.32	0.328	15:51:12.379
3 -	32.415	21.010	53.425	81.39	0.283	15:52:05.804
4 -	32.614	21.055	53.669	81.02	0.527	15:52:59.473
5 -	32.445	20.962	53.407	81.42	0.265	15:53:52.880
6 -	32.435	20.996	53.431	81.38	0.289	15:54:46.311
7 -	32.281	21.110	53.391	81.44	0.249	15:55:39.702
8 -	31.909	21.233	53.142 (1)	81.82		15:56:32.844
9 -	32.216	21.120	53.336 (2)	81.53	0.194	15:57:26.180
10 -	32.061	21.312	53.373 (3)	81.47	0.231	15:58:19.553
11 -	32.294	21.189	53.483	81.30	0.341	15:59:13.036
12 -	32.252	21.335	53.587	81.15	0.445	16:00:06.623
13 -	32.612	21.083	53.695	80.98	0.553	16:01:00.318

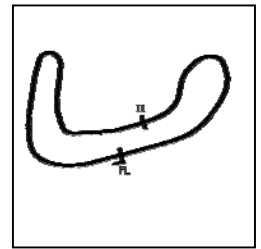
Weather / Track : Cloudy / Dry

Brands Hatch Indy
Circuit Length = 1.2079 miles
Start: 15:49 Flag 16:00 End: 16:01

BMCRC - MRO Championships 2020 - Rnd 1 @ Brands Hatch Indy

Reactive Parts MRO Powerbikes inc MSS Performance Clubman 1000

RACE 13 - SECTOR ANALYSIS



SECTOR 1 = FL to I1, SECTOR 2 = I1 to FL, DIFF = Difference To Personal Best Lap, P = Crossed Finish Line in Pit Lane, D = Time Disallowed

P31 105 C		Mark BALL		Kawasaki ZX10R -		
IDEAL LAP TIME : 53.862		BEST LAP TIME : 53.966		DIFFERENCE : 0.104		
LAP	SECTOR 1	SECTOR 2	LAP TIME	MPH	DIFF	TIME OF DAY
1 -		22.588	1:04.981	66.92	11.015	15:50:19.737
2 -	33.330	21.810	55.140	78.86	1.174	15:51:14.877
3 -	32.693	21.786	54.479	79.82	0.513	15:52:09.356
4 -	32.771	21.719	54.490	79.80	0.524	15:53:03.846
5 -	32.439	21.938	54.377	79.97	0.411	15:53:58.223
6 -	32.809	21.976	54.785	79.37	0.819	15:54:53.008
7 -	32.867	21.936	54.803	79.34	0.837	15:55:47.811
8 -	32.422	21.615	54.037 (2)	80.47	0.071	15:56:41.848
9 -	32.595	21.980	54.575	79.68	0.609	15:57:36.423
10 -	32.499	21.658	54.157 (3)	80.29	0.191	15:58:30.580
11 -	32.701	21.637	54.338	80.02	0.372	15:59:24.918
12 -	33.523	21.874	55.397	78.49	1.431	16:00:20.315
13 -	32.247	21.719	53.966 (1)	80.58		16:01:14.281

P32 51		Michael HOGARTH		Kawasaki ZX10 RR - WHR Racing		
IDEAL LAP TIME : 52.729		BEST LAP TIME : 53.073		DIFFERENCE : 0.344		
LAP	SECTOR 1	SECTOR 2	LAP TIME	MPH	DIFF	TIME OF DAY
1 -		22.464	1:04.573	67.34	11.500	15:50:19.329
2 -	32.764	21.073	53.837	80.77	0.764	15:51:13.166
3 -	32.024	21.049	53.073 (1)	81.93		15:52:06.239
4 -	32.396	21.207	53.603	81.12	0.530	15:52:59.842
5 -	32.249	21.232	53.481	81.31	0.408	15:53:53.323
6 -	32.320	21.230	53.550	81.20	0.477	15:54:46.873
7 -	32.098	21.292	53.390 (3)	81.44	0.317	15:55:40.263
8 -	31.680	21.413	53.093 (2)	81.90	0.020	15:56:33.356
9 -	33.200	21.314	54.514	79.77	1.441	15:57:27.870
10 -	32.339	25.802	58.141	74.79	5.068	15:58:26.011
11 -	33.415	21.311	54.726	79.46	1.653	15:59:20.737

P33 646 C		Sukhminder RAI		Yamaha R1 - Asian Sensation		
IDEAL LAP TIME : 52.788		BEST LAP TIME : 52.788		DIFFERENCE : 0.000		
LAP	SECTOR 1	SECTOR 2	LAP TIME	MPH	DIFF	TIME OF DAY
1 -		21.615	1:02.817	69.22	10.029	15:50:17.573
2 -	32.651	21.168	53.819	80.80	1.031	15:51:11.392
3 -	32.047	20.913	52.960 (2)	82.11	0.172	15:52:04.352
4 -	32.291	21.340	53.631	81.08	0.843	15:52:57.983
5 -	31.897	20.891	52.788 (1)	82.37		15:53:50.771
6 -	32.135	20.999	53.134 (3)	81.84	0.346	15:54:43.905
7 -	32.270	21.173	53.443	81.36	0.655	15:55:37.348

P34 63		Matthew WREN		Suzuki GSXR - TBR performance		
IDEAL LAP TIME : 54.025		BEST LAP TIME : 54.261		DIFFERENCE : 0.236		
LAP	SECTOR 1	SECTOR 2	LAP TIME	MPH	DIFF	TIME OF DAY
1 -		22.432	1:05.510	66.38	11.249	15:50:20.266
2 -	35.050	21.259	56.309	77.22	2.048	15:51:16.575
3 -	33.247	21.366	54.613 (3)	79.62	0.352	15:52:11.188
4 -	33.791	21.823	55.614	78.19	1.353	15:53:06.802
5 -	32.864	21.397	54.261 (1)	80.14		15:54:01.063
6 -	32.766	21.609	54.375 (2)	79.97	0.114	15:54:55.438

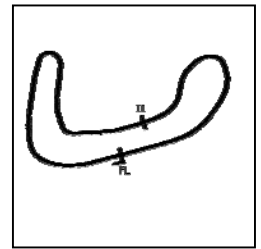
Weather / Track : Cloudy / Dry

Brands Hatch Indy
Circuit Length = 1.2079 miles
Start: 15:49 Flag 16:00 End: 16:01

BMCRC - MRO Championships 2020 - Rnd 1 @ Brands Hatch Indy

Reactive Parts MRO Powerbikes inc MSS Performance Clubman 1000

RACE 13 - SECTOR ANALYSIS



SECTOR 1 = FL to I1, SECTOR 2 = I1 to FL, DIFF = Difference To Personal Best Lap, P = Crossed Finish Line in Pit Lane, D = Time Disallowed

P35 191		Barry GRAHAM		Kawasaki ZX10R - BG BOATS		
IDEAL LAP TIME : 50.192		BEST LAP TIME : 50.244		DIFFERENCE : 0.052		
LAP	SECTOR 1	SECTOR 2	LAP TIME	MPH	DIFF	TIME OF DAY
1 -		20.745	59.846	72.66	9.602	15:50:14.602
2 -	31.824	20.202	52.026	83.58	1.782	15:51:06.628
3 -	31.072	20.375	51.447 (3)	84.52	1.203	15:51:58.075
4 -	30.317	19.927	50.244 (1)	86.54		15:52:48.319
5 -	30.265	20.127	50.392 (2)	86.29	0.148	15:53:38.711

P36 67 C		David REDGEWICK		Aprilia RSV4 - WHEELIES MOTORCYCLES		
IDEAL LAP TIME : 55.431		BEST LAP TIME : 55.431		DIFFERENCE : 0.000		
LAP	SECTOR 1	SECTOR 2	LAP TIME	MPH	DIFF	TIME OF DAY
1 -		22.345	1:05.232	66.66	9.801	15:50:19.988
2 -	33.884	21.695	55.579 (2)	78.24	0.148	15:51:15.567
3 -	33.845	21.586	55.431 (1)	78.45		15:52:10.998
4 -	34.165	22.341	56.506 (3)	76.95	1.075	15:53:07.504
5 -	34.178	22.389	56.567	76.87	1.136	15:54:04.071

P37 114 C		Ricky MARTIN		Honda CBR1000RR - T.B.R Performance		
IDEAL LAP TIME :		BEST LAP TIME :		DIFFERENCE :		
LAP	SECTOR 1	SECTOR 2	LAP TIME	MPH	DIFF	TIME OF DAY
1 -		23.161	1:04.607	67.30		15:50:19.363

BMCRC - MRO Championships 2020 - Rnd 1 @ Brands Hatch Indy

Reactive Parts MRO Powerbikes inc MSS Performance Clubman 1000

RACE 13 - BEST SECTORS

SECTOR 1			SECTOR 2			IDEAL / BEST COMPARISON						
POS	NO	NAME	TIME	NO	NAME	TIME	POS	NO	NAME	IDEAL	BEST	DIFF
									PERFECT LAP	47.814		
1	99	JOHNSON	28.693	16	WALSH	19.121	1	99	JOHNSON	47.820	47.930	0.110
2	119	COLLINS	28.897	99	JOHNSON	19.127	2	29	BRIDGER	48.109	48.287	0.178
3	29	BRIDGER	28.933	29	BRIDGER	19.176	3	119	COLLINS	48.172	48.172	0.000
4	2	BAKER	29.145	119	COLLINS	19.275	4	16	WALSH	48.351	48.375	0.024
5	44	WILSON	29.169	44	WILSON	19.304	5	44	WILSON	48.473	48.869	0.396
6	17	BAKER	29.191	54	HENEZHAN	19.317	6	2	BAKER	48.504	48.627	0.123
7	212	SAVAGE	29.199	71	NORTON	19.339	7	54	HENEZHAN	48.573	48.638	0.065
8	16	WALSH	29.230	2	BAKER	19.359	8	17	BAKER	48.583	48.666	0.083
9	9	DIXON	29.230	98	DICKINSON	19.377	9	212	SAVAGE	48.593	48.632	0.039
10	98	DICKINSON	29.252	177	WARRINGTON	19.389	10	98	DICKINSON	48.629	48.641	0.012
11	54	HENEZHAN	29.256	17	BAKER	19.392	11	9	DIXON	48.630	48.764	0.134
12	177	WARRINGTON	29.320	212	SAVAGE	19.394	12	177	WARRINGTON	48.709	49.009	0.300
13	39	MORGAN	29.362	9	DIXON	19.400	13	71	NORTON	48.798	48.798	0.000
14	30	GIBSON	29.412	30	GIBSON	19.403	14	30	GIBSON	48.815	48.815	0.000
15	71	NORTON	29.459	711	THORNTON	19.537	15	39	MORGAN	48.999	49.026	0.027
16	711	THORNTON	29.519	76	BYARD	19.579	16	711	THORNTON	49.056	49.191	0.135
17	88	HALLIDAY	29.720	24	SMITH	19.601	17	24	SMITH	49.503	49.747	0.244
18	24	SMITH	29.902	15	SIEMIENIUK-JUZWIUK	19.611	18	88	HALLIDAY	49.505	49.686	0.181
19	12	COMBRINCK	29.961	272	JOHNSON	19.623	19	272	JOHNSON	49.642	49.929	0.287
20	8	COUGHLAN	29.996	39	MORGAN	19.637	20	15	SIEMIENIUK-JUZWIU	49.727	49.852	0.125
21	272	JOHNSON	30.019	88	HALLIDAY	19.785	21	76	BYARD	49.762	49.762	0.000
22	83	SIGGS	30.113	8	COUGHLAN	19.801	22	8	COUGHLAN	49.797	49.802	0.005
23	15	SIEMIENIUK-JUZWIUK	30.116	191	GRAHAM	19.927	23	12	COMBRINCK	49.975	49.975	0.000
24	76	BYARD	30.183	12	COMBRINCK	20.014	24	191	GRAHAM	50.192	50.244	0.052
25	191	GRAHAM	30.265	139	SMITH	20.131	25	83	SIGGS	50.277	50.291	0.014
26	35	CRESSWELL	30.374	83	SIGGS	20.164	26	35	CRESSWELL	50.582	50.605	0.023
27	50	WELFORD	30.752	50	WELFORD	20.171	27	50	WELFORD	50.923	51.042	0.119
28	277	AVERRE	30.793	35	CRESSWELL	20.208	28	277	AVERRE	51.069	51.207	0.138
29	6	SHAILER	31.144	277	AVERRE	20.276	29	139	SMITH	51.373	51.581	0.208
30	139	SMITH	31.242	6	SHAILER	20.548	30	6	SHAILER	51.692	51.761	0.069
31	51	HOGARTH	31.680	41	ABRAHAM	20.888	31	51	HOGARTH	52.729	53.073	0.344
32	646	RAI	31.897	646	RAI	20.891	32	646	RAI	52.788	52.788	0.000
33	41	ABRAHAM	31.909	51	HOGARTH	21.049	33	41	ABRAHAM	52.797	53.142	0.345
34	105	BALL	32.247	63	WREN	21.259	34	105	BALL	53.862	53.966	0.104
35	63	WREN	32.766	67	REDGEWICK	21.586	35	63	WREN	54.025	54.261	0.236
36	67	REDGEWICK	33.845	105	BALL	21.615	36	67	REDGEWICK	55.431	55.431	0.000
37				114	MARTIN	23.161	37	114	MARTIN			

Weather / Track : Cloudy / Dry

Results can be found at www.tsl-timing.com

Brands Hatch Indy
Circuit Length = 1.2079 miles
Start: 15:49 Flag 16:00 End: 16:01

Printed - 16:02 Saturday, 07 March 2020

BMCRC - MRO Championships 2020 - Rnd 1 @ Brands Hatch Indy

Reactive Parts MRO Powerbikes inc MSS Performance Clubman 1000

RACE 13 - STATISTICS

Competitors Started 37
Planned Start 2020-03-07 @ 16:05:00.000
Actual Start 2020-03-07 @ 15:49:14.755
Finish Time 2020-03-07 @ 16:00:36.669
Track Length 1.2079mi.
Total Laps 465
Total Distance Covered 561.6947mi.

Session Fastest Lap History

NO	CL	NAME	LAP TIME	TIME OF DAY	LAP	VEHICLE
119		Bob COLLINS	49.204	15:50:58.438	2	Suzuki GSXR 1000
99		Anthony JOHNSON	49.001	15:50:59.008	2	BMW S1000RR
99		Anthony JOHNSON	48.674	15:51:47.683	3	BMW S1000RR
99		Anthony JOHNSON	48.048	15:52:35.732	4	BMW S1000RR
99		Anthony JOHNSON	47.965	15:53:23.695	5	BMW S1000RR
99		Anthony JOHNSON	47.930	15:56:35.729	9	BMW S1000RR

Session Leader History

NO	CL	NAME	FROM LAP	LAPS LED	DISTANCE	VEHICLE
17		Philip BAKER	1	1	1.20 miles	BMW S1000RR
119		Bob COLLINS	2	2	2.41 miles	Suzuki GSXR 1000
99		Anthony JOHNSON	4	11	13.28 miles	BMW S1000RR

Flag History

TYPE	TIME OF DAY
GREEN	15:49:14.755
FINISH	16:00:36.669

Flag Statistics

TYPE	COUNT	TOTAL LAPS	TOTAL TIME
Green	1	14	12:19.524
Red	0	0	0.000
Safety Car	0	0	0.000
FCY	0	0	0.000

Weather / Track : Cloudy / Dry

BMCRC - MRO Championships 2020 - Rnd 1 @ Brands Hatch Indy

Reactive Parts MRO Powerbikes inc MSS Performance Clubman 1000

RACE 13 - STATISTICS

CLASS :

26 Starters

Fastest Lap History

NO	NAME	LAP TIME	TIME OF DAY	LAP	VEHICLE
119	Bob COLLINS	49.204	15:50:58.438	2	Suzuki GSXR 1000
99	Anthony JOHNSON	49.001	15:50:59.008	2	BMW S1000RR
99	Anthony JOHNSON	48.674	15:51:47.683	3	BMW S1000RR
99	Anthony JOHNSON	48.048	15:52:35.732	4	BMW S1000RR
99	Anthony JOHNSON	47.965	15:53:23.695	5	BMW S1000RR
99	Anthony JOHNSON	47.930	15:56:35.729	9	BMW S1000RR

Leader History

NO	NAME	FROM LAP	LAPS LED	DISTANCE	VEHICLE
17	Philip BAKER	1	1	1.20 miles	BMW S1000RR
119	Bob COLLINS	2	2	2.41 miles	Suzuki GSXR 1000
99	Anthony JOHNSON	4	11	13.28 miles	BMW S1000RR

Weather / Track : Cloudy / Dry

Results can be found at www.tsl-timing.com

Page 2 of 3

Brands Hatch Indy
Circuit Length = 1.2079 miles
Start: 15:49 Flag 16:00 End: 16:01

Printed - 16:02 Saturday, 07 March 2020

BMCRC - MRO Championships 2020 - Rnd 1 @ Brands Hatch Indy

Reactive Parts MRO Powerbikes inc MSS Performance Clubman 1000

RACE 13 - STATISTICS

CLASS : C

11 Starters

Fastest Lap History

NO	NAME	LAP TIME	TIME OF DAY	LAP	VEHICLE
88	Scott HALLIDAY	50.389	15:51:02.204	2	Suzuki GSXR 1000
9	Luke DIXON	50.048	15:51:55.282	3	BMW S1000RR
177	Ryan WARRINGTON	50.002	15:51:55.878	3	Kawasaki ZX10R
177	Ryan WARRINGTON	49.933	15:52:45.812	4	Kawasaki ZX10R
177	Ryan WARRINGTON	49.563	15:53:35.375	5	Kawasaki ZX10R
9	Luke DIXON	49.335	15:54:24.819	6	BMW S1000RR
9	Luke DIXON	49.196	15:56:53.765	9	BMW S1000RR
9	Luke DIXON	48.764	15:57:42.528	10	BMW S1000RR

Leader History

NO	NAME	FROM LAP	LAPS LED	DISTANCE	VEHICLE
88	Scott HALLIDAY	1	6	7.24 miles	Suzuki GSXR 1000
9	Luke DIXON	7	8	9.66 miles	BMW S1000RR

Weather / Track : Cloudy / Dry

Results can be found at www.tsl-timing.com

Page 3 of 3

Brands Hatch Indy
Circuit Length = 1.2079 miles
Start: 15:49 Flag 16:00 End: 16:01

Printed - 16:02 Saturday, 07 March 2020

BMCRC - MRO Championships 2020 - Rnd 1 @ Brands Hatch Indy

Reactive Parts MRO Powerbikes inc MSS Performance Clubman 1000

RACE 4 - GRID (15 Laps)



ROW 13	39		38	32	Martin MORRIS	37	114	Ricky MARTIN				
ROW 12	36	55.431	67	David REDGEWICK	35	54.261	63	Matthew WREN	34	53.966	105	Mark BALL
ROW 11	33	53.142	41	David ABRAHAM	32	53.073	51	Michael HOGARTH	31	52.788	646	Sukhminder RAI
ROW 10	30	51.761	6	Dan SHAILER	29	51.581	139	Shane SMITH	28	51.207	277	Adrian AVERRE
ROW 9	27	51.042	50	Dan WELFORD	26	50.605	35	Robert CRESSWELL	25	50.291	83	Jason SIGGS
ROW 8	24	50.244	191	Barry GRAHAM	23	49.975	12	David COMBRINCK	22	49.929	272	Daniel JOHNSON
ROW 7	21	49.852	15	Mariusz SIEMIENIUK-JUZWIUK	20	49.802	8	John COUGHLAN	19	49.762	76	Jason BYARD
ROW 6	18	49.747	24	Alan SMITH	17	49.686	88	Scott HALLIDAY	16	49.191	711	Ritchie THORNTON
ROW 5	15	49.026	39	Max MORGAN	14	49.009	177	Ryan WARRINGTON	13	48.869	44	Nicky WILSON
ROW 4	12	48.815	30	Ryan GIBSON	11	48.798	71	Tom NORTON	10	48.764	9	Luke DIXON
ROW 3	9	48.666	17	Philip BAKER	8	48.641	98	Rick DICKINSON	7	48.638	54	Steve HENEGHAN
ROW 2	6	48.632	212	Oilly SAVAGE	5	48.627	2	Peter BAKER	4	48.375	16	Glenn WALSH
ROW 1	3	48.287	29	Mark BRIDGER	2	48.172	119	Bob COLLINS	1	47.930	99	Anthony JOHNSON
Pole												

Brands Hatch Indy
Circuit Length = 1.2079 miles

These results are provisional until the conclusion of any judicial and technical matters.

Clerk Of Course :	Steward :	Timekeeper :
-------------------	-----------	--------------

Results can be found at www.tsl-timing.com

Printed - 16:03 Saturday, 07 March 2020



BMCRC - MRO Championships 2020 - Rnd 1 @ Brands Hatch Indy

Reactive Parts MRO Powerbikes inc MSS Performance Clubman 1000

RACE 3 - CLASSIFICATION



POS	NO	CL	PIC NAME	ENTRY	LAPS	TIME	GAP	DIFF	MPH	BEST	ON
1	119		1 Bob COLLINS	Suzuki GSXR 1000 - FWR.co.uk	14	11:50.287			85.71	49.123	12
2	2		2 Peter BAKER	Kawasaki ZX10R - Dodfrey Engineering	14	11:51.145	0.858	0.858	85.60	49.205	12
3	29*		3 Mark BRIDGER	Yamaha R1 - Moremoto	14	11:55.461	5.174	4.316	85.09	49.267	12
4	711		4 Ritchie THORNTON	Kawasaki ZX10R - Team 71	13	11:13.396	1 Lap	1 Lap	83.95	49.531	12
5	177	C	1 Ryan WARRINGTON	Kawasaki ZX10R - RWC	13	11:17.101	1 Lap	3.705	83.49	50.481	13
6	39		5 Max MORGAN	Kawasaki ZX10RR - MSS PERFORMANCE	13	11:18.508	1 Lap	1.407	83.31	50.035	11
7	16		6 Glenn WALSH	BMW S1000RR - Walters Medical	13	11:18.731	1 Lap	0.223	83.29	50.785	8
8	9	C	2 Luke DIXON	BMW S1000RR -	13	11:21.476	1 Lap	2.745	82.95	50.145	12
9	71		7 Tom NORTON	Suzuki GSXR 1000 - Mike Newman Haulage	13	11:25.257	1 Lap	3.781	82.49	50.887	13
10	54		8 Steve HENEGHAN	Ducati PANIGALE V4S - ReactiveParts.com	13	11:25.455	1 Lap	0.198	82.47	50.082	10
11	99		9 Anthony JOHNSON	BMW S1000RR - Technical lifting service's	13	11:29.710	1 Lap	4.255	81.96	52.180	9
12	88	C	3 Scott HALLIDAY	Suzuki GSXR 1000 - Performance fitness gym	13	11:36.482	1 Lap	6.772	81.16	51.704	9
13	83	C	4 Jason SIGGS	Yamaha R1 - J Siggs Construction	13	11:39.602	1 Lap	3.120	80.80	51.837	12
14	44		10 Nicky WILSON	Suzuki GSXR 1000 - Demon GP/Haslemere Motorc	13	11:40.724	1 Lap	1.122	80.67	50.293	13
15	15		11 Mariusz SIEMIENIUK-JUZWIUK	BMW S 1000 RR - BELMONT AUTO SERVICE	13	11:42.271	1 Lap	1.547	80.49	51.100	13
16	35	C	5 Robert CRESSWELL	Kawasaki ZX10R - ODDJOBROB Racing	13	11:44.865	1 Lap	2.594	80.20	52.942	4
17	8		12 John COUGHLAN	Aprilia RSV4RF - BIKERSWORLD	13	11:44.912	1 Lap	0.047	80.19	51.784	12
18	272		13 Daniel JOHNSON	BMW S1000 RR -	13	11:45.405	1 Lap	0.493	80.14	52.573	11
19	50	C	6 Dan WELFORD	Kawasaki GSXR 1000 - SEG Sussex Electric Gates/ v	13	11:48.836	1 Lap	3.431	79.75	51.387	12
20	24		14 Alan SMITH	Kawasaki ZX10R - Orwells Mcs	13	11:51.209	1 Lap	2.373	79.48	52.329	6
21	17		15 Philip BAKER	BMW S1000RR - Dickie Donna & Malcom Sausage,	13	11:51.270	1 Lap	0.061	79.48	53.927	5
22	6		16 Dan SHAILER	Yamaha R1 - McShailer Racing	13	11:56.059	1 Lap	4.789	78.94	52.982	9
23	646	C	7 Sukhminder RAI	Yamaha R1 - Asian Sensation	12	11:21.363	2 Laps	1 Lap	76.58	54.257	12
24	139		17 Shane SMITH	Honda CBR1000 SP1 - Ridemoto.com	12	11:36.416	2 Laps	15.053	74.93	56.430	4

NOT CLASSIFIED

DNF	114	C	Ricky MARTIN	Honda CBR1000RR - T.B.R Performance	12	11:18.829	2 Laps		76.87	54.138	8
DNF	277	C	Adrian AVERRE	Yamaha R1 - Ryders Alley Racing	7	6:36.553	7 Laps	5 Laps	76.76	52.922	7
DNF	76		Jason BYARD	Suzuki GSXR - May Construction	6	5:44.377	8 Laps	1 Lap	75.76	54.714	3
DNF	212		Oilly SAVAGE	Yamaha R1 - Jock Properties Ltd	5	4:35.423	9 Laps	1 Lap	78.94	53.619	3
DNF	30		Ryan GIBSON	Kawasaki ZX10R - JMC	4	3:48.712	10 Laps	1 Lap	76.05	54.857	2
DNF	98		Rick DICKINSON	BMW S1000RR - MotorcycleRaceParts.co.uk	3	2:53.694	11 Laps	1 Lap	75.10	56.289	3
DNF	67	C	David REDGEWICK	Aprilia RSV4 - WHEELIES MOTORCYCLES	3	3:09.725	11 Laps	16.031	68.76	58.804	3
DNF	191		Barry GRAHAM	Kawasaki ZX10R - BG BOATS	0						

FASTEST LAP

119			Bob COLLINS	Suzuki GSXR 1000 - FWR.co.uk	12	49.123			88.52 mph	142.46 kph
9	C		Luke DIXON	BMW S1000RR -	12	50.145			86.72 mph	139.56 kph

* No. 29 - 5 second penalty - yellow flag infringement

Race stopped

Class - 92.5% of Race Speed = 79.28 mph

Class C - 92.5% of Race Speed = 77.22 mph

Brands Hatch Indy

Circuit Length = 1.2079 miles

Start: 11:22 Flag 11:34 End: 11:34

Weather / Track : Cloudy / Drying

These results are provisional until the conclusion of any judicial and technical matters.

Clerk Of Course :	Steward :	Timekeeper :
-------------------	-----------	--------------

Results can be found at www.tsl-timing.com

Printed - 11:53 Sunday, 08 March 2020



BMCRC - MRO Championships 2020 - Rnd 1 @ Brands Hatch Indy

Reactive Parts MRO Powerbikes inc MSS Performance Clubman 1000

RACE 3 - LAP CHART

LAP 1 @ 11:23:09.346		
NO	BEHIND	LAP TIME

119		57.610
99	0.316	57.926
2	0.441	58.051
29	0.566	58.176
212	1.825	59.435
17	2.028	59.638
16	2.339	59.949
71	2.723	1:00.333
177	3.467	1:01.077
98	3.503	1:01.113
711	3.582	1:01.192
9	3.738	1:01.348
35	4.502	1:02.112
30	4.870	1:02.480
39	5.004	1:02.614
272	5.628	1:03.238
54	6.166	1:03.776
88	6.738	1:04.348
15	6.932	1:04.542
83	7.413	1:05.023
8	7.764	1:05.374
44	7.878	1:05.488
24	8.352	1:05.962
76	8.851	1:06.461
139	9.236	1:06.846
6	9.543	1:07.153
114	9.978	1:07.588
646	10.495	1:08.105
50	10.909	1:08.519
277	11.024	1:08.634
67	12.798	1:10.408

LAP 2 @ 11:24:01.184		
NO	BEHIND	LAP TIME

119		51.838
2	0.583	51.980
29	0.819	52.091
99	1.467	52.989
16	3.789	53.288
212	4.017	54.030
71	4.545	53.660
17	4.622	54.432
177	4.773	53.144
711	4.941	53.197
9	5.579	53.679
35	6.751	54.087
39	6.771	53.605
30	7.889	54.857
98	7.957	56.292
272	8.379	54.589
54	8.747	54.419
88	9.675	54.775
15	10.553	55.459
83	11.012	55.437
8	11.409	55.483
44	11.484	55.444
24	12.234	55.720
76	13.215	56.202
6	14.377	56.672
139	14.404	57.006
114	14.683	56.543
50	16.398	57.327

LAP 3 @ 11:24:51.923		
NO	BEHIND	LAP TIME

277	16.558	57.372
646	17.038	58.381
67	21.473	1:00.513
119		50.739
2	0.196	50.352
29	0.937	50.857
99	2.919	52.191
16	5.039	51.989
177	5.315	51.281
71	6.624	52.818
711	6.788	52.586
212	6.897	53.619
9	7.776	52.936
39	7.931	51.899
17	7.989	54.106
35	9.184	53.172
272	12.120	54.480
54	12.219	54.211
30	12.764	55.614
98	13.507	56.289
88	13.675	54.739
15	13.872	54.058
83	14.157	53.884
8	14.476	53.806
44	14.569	53.824
24	15.032	53.537
76	17.190	54.714
6	19.149	55.511
114	19.558	55.614
50	19.990	54.331
277	20.575	54.756
139	20.647	56.982
646	23.262	56.963
67	29.538	58.804

LAP 4 @ 11:25:42.471		
NO	BEHIND	LAP TIME

2		50.352
119	0.136	50.684
29	0.698	50.309
99	4.829	52.458
16	5.872	51.381
177	6.285	51.518
71	7.670	51.594
711	7.900	51.660
39	10.450	53.067
212	10.536	54.187
9	10.558	53.330
35	11.578	52.942
17	11.645	54.204
54	15.680	54.009
272	15.817	54.245
88	17.858	54.731
30	17.977	55.761
83	18.118	54.509
15	18.195	54.871
8	18.908	54.980
44	19.252	55.231
24	19.275	54.791
76	22.223	55.581
6	23.384	54.783

LAP 5 @ 11:26:32.263		
NO	BEHIND	LAP TIME

114	23.721	54.711
50	23.939	54.497
277	24.204	54.177
139	26.529	56.430
646	28.911	56.197
2		49.792
119	0.105	49.761
29	0.627	49.721
99	7.687	52.650
177	7.776	51.283
16	7.844	51.764
711	8.876	50.768
71	9.481	51.603
39	11.956	51.298
9	14.755	53.989
212	14.896	54.152
35	15.334	53.548
17	15.780	53.927
54	18.181	52.293
272	19.821	53.796
88	20.028	51.962
83	21.439	53.113
24	23.098	53.615
15	23.243	54.840
8	24.133	55.017
44	24.219	54.759
76	27.953	55.522
6	28.043	54.451
50	28.165	54.018
277	29.057	54.645
114	29.099	55.170
139	33.634	56.897
646	34.571	55.452

LAP 6 @ 11:27:22.274		
NO	BEHIND	LAP TIME

2		50.011
119	0.101	50.007
29	0.570	49.954
16	9.187	51.354
711	10.756	51.891
99	10.860	53.184
177	10.905	53.140
71	11.105	51.635
39	13.040	51.095
9	15.533	50.789
35	19.011	53.688
54	20.457	52.287
17	20.555	54.786
88	21.751	51.734
272	22.947	53.137
83	23.509	52.081
24	25.416	52.329
15	25.765	52.533
44	26.264	52.056
8	26.291	52.169
6	31.718	53.686
50	31.816	53.662
277	33.093	54.047
76	33.839	55.897
114	34.373	55.285

LAP 7 @ 11:28:12.022		
NO	BEHIND	LAP TIME

139	41.396	57.773
646	41.456	56.896
2		49.748
119	0.068	49.715
29	0.670	49.848
16	10.595	51.156
711	11.467	50.459
177	11.823	50.666
39	14.290	50.998
99	14.376	53.264
71	16.522	55.165
9	16.637	50.852
54	22.400	51.691
35	22.803	53.540
88	23.804	51.801
17	25.247	54.440
272	26.182	52.983
83	26.322	52.561
44	29.503	52.987
24	29.594	53.926
15	29.629	53.612
8	30.128	53.585
6	35.344	53.374
50	35.445	53.377
277	36.267	52.922
114	40.665	56.040
646	46.833	55.125
139	49.716	58.068

LAP 8 @ 11:29:01.806		
NO	BEHIND	LAP TIME

119		49.716
2	0.127	49.911
29	0.854	49.968
16	11.596	50.785
711	11.802	50.119
177	12.533	50.494
39	14.934	50.428
99	16.879	52.287
9	18.047	51.194
71	18.963	52.225
54	23.292	50.676
35	26.243	53.224
88	26.321	52.301
83	29.654	53.116
17	29.780	54.317
272	29.975	53.577
44	31.135	51.416
15	31.980	52.135
8	33.579	53.235
24	34.481	54.671
50	37.899	52.238
6	39.254	53.694
114	45.019	54.138

LAP 9 @ 11:29:52.940		
NO	BEHIND	LAP TIME

119		51.134
29	0.696	50.976
646	1 Lap	55.360

2	1.702	52.709
139	1 Lap	57.433
16	11.495	51.033
711	11.529	50.861
177	12.129	50.730
39	14.200	50.400
99	17.925	52.180
9	18.050	51.137
71	19.300	51.471
54	22.586	50.428
88	26.891	51.704
35	28.834	53.725
83	30.569	52.049
17	32.800	54.154
272	32.872	54.031
44	32.925	52.924
15	33.016	52.170
8	34.731	52.286
24	37.381	54.034
50	38.970	52.205
6	41.102	52.982
114	48.548	54.663

LAP 10 @ 11:30:42.802		
NO	BEHIND	LAP TIME

119		49.862
29	0.711	49.877
2	1.376	49.536
646	1 Lap	55.423
711	12.629	50.962
16	13.010	51.377
177	13.251	50.984
139	1 Lap	57.351
39	14.623	50.285
9	18.831	50.643
71	20.483	51.045
99	20.820	52.757
54	22.806	50.082
88	28.752	51.723
35	32.583	53.611
83	32.611	51.904
272	35.947	52.937
44	36.018	52.955
15	36.726	53.572
17	37.201	54.263
8	37.310	52.441
24	40.954	53.435
50	41.041	51.933
6	44.592	53.352

LAP 11 @ 11:31:32.599		
NO	BEHIND	LAP TIME

119		49.797
29	0.740	49.826
2	0.970	49.391
114	1 Lap	57.221
646	1 Lap	54.897
711	12.829	49.997
177	14.276	50.822
16	14.621	51.408
39	14.861	50.035
9	20.143	51.109
139	1 Lap	57.188
71	21.791	51.105

Brands Hatch Indy
Circuit Length = 1.2079 miles
Start: 11:22 Flag 11:34 End: 11:34

Weather / Track : Cloudy / Drying

Results can be found at www.tsl-timing.com

BMCRC - MRO Championships 2020 - Rnd 1 @ Brands Hatch Indy

Reactive Parts MRO Powerbikes inc MSS Performance Clubman 1000

RACE 3 - LAP CHART

54	23.223	50.214	272	45.090	52.921
99	23.553	52.530	50	48.521	51.975
88	31.217	52.262			
83	34.822	52.008			
35	36.439	53.653			
272	38.723	52.573			
44	38.764	52.543			
15	38.855	51.926			
8	39.952	52.439			
17	41.465	54.061			
24	44.558	53.401			
50	44.611	53.367			
6	48.104	53.309			

LAP 14 @ 11:34:02.023

NO	BEHIND	LAP TIME
----	--------	----------

119		49.972
29	0.174	49.425
2	0.858	49.658
24	1 Lap	53.114
17	1 Lap	54.506
6	1 Lap	53.419

LAP 12 @ 11:32:21.722

NO	BEHIND	LAP TIME
----	--------	----------

119		49.123
29	0.884	49.267
2	1.052	49.205
114	1 Lap	54.917
711	13.237	49.531
177	16.634	51.481
646	1 Lap	54.307
16	17.225	51.727
39	17.729	51.991
9	21.165	50.145
71	24.384	51.716
54	24.666	50.566
99	27.488	53.058
139	1 Lap	57.320
88	34.379	52.285
83	37.536	51.837
44	40.445	50.804
35	40.942	53.626
15	41.185	51.453
272	42.498	52.898
8	42.613	51.784
17	46.778	54.436
50	46.875	51.387
24	48.109	52.674

LAP 13 @ 11:33:12.051

NO	BEHIND	LAP TIME
----	--------	----------

119		50.329
29	0.721	50.166
2	1.172	50.449
6	1 Lap	53.673
711	13.081	50.173
177	16.786	50.481
39	18.193	50.793
16	18.416	51.520
114	1 Lap	56.939
646	1 Lap	54.257
9	21.161	50.325
71	24.942	50.887
54	25.140	50.803
99	29.395	52.236
139	1 Lap	57.122
88	36.167	52.117
83	39.287	52.080
44	40.409	50.293
15	41.956	51.100
35	44.550	53.937
8	44.597	52.313

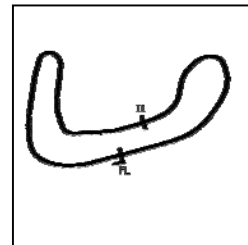
Weather / Track : Cloudy / Drying

Brands Hatch Indy
Circuit Length = 1.2079 miles
Start: 11:22 Flag 11:34 End: 11:34

BMCRC - MRO Championships 2020 - Rnd 1 @ Brands Hatch Indy

Reactive Parts MRO Powerbikes inc MSS Performance Clubman 1000

RACE 3 - SECTOR ANALYSIS



SECTOR 1 = FL to I1, SECTOR 2 = I1 to FL, DIFF = Difference To Personal Best Lap, P = Crossed Finish Line in Pit Lane, D = Time Disallowed

P1 119		Bob COLLINS		Suzuki GSXR 1000 - FWR.co.uk		
IDEAL LAP TIME : 48.989		BEST LAP TIME : 49.123		DIFFERENCE : 0.134		
LAP	SECTOR 1	SECTOR 2	LAP TIME	MPH	DIFF	TIME OF DAY
1 -		21.222	57.610	75.48	8.487	11:23:09.346
2 -	31.285	20.553	51.838	83.88	2.715	11:24:01.184
3 -	30.571	20.168	50.739	85.70	1.616	11:24:51.923
4 -	30.867	19.817	50.684	85.79	1.561	11:25:42.607
5 -	30.133	19.628	49.761	87.38	0.638	11:26:32.368
6 -	30.197	19.810	50.007	86.95	0.884	11:27:22.375
7 -	30.210	19.505	49.715 (2)	87.47	0.592	11:28:12.090
8 -	29.979	19.737	49.716 (3)	87.46	0.593	11:29:01.806
9 -	29.925	21.209	51.134	85.04	2.011	11:29:52.940
10 -	29.856	20.006	49.862	87.21	0.739	11:30:42.802
11 -	30.108	19.689	49.797	87.32	0.674	11:31:32.599
12 -	29.484	19.639	49.123 (1)	88.52		11:32:21.722
13 -	30.580	19.749	50.329	86.40	1.206	11:33:12.051
14 -	29.686	20.286	49.972	87.02	0.849	11:34:02.023

P2 2		Peter BAKER		Kawasaki ZX10R - Dodfrey Engineering		
IDEAL LAP TIME : 49.038		BEST LAP TIME : 49.205		DIFFERENCE : 0.167		
LAP	SECTOR 1	SECTOR 2	LAP TIME	MPH	DIFF	TIME OF DAY
1 -		20.847	58.051	74.90	8.846	11:23:09.787
2 -	31.421	20.559	51.980	83.65	2.775	11:24:01.767
3 -	30.266	20.086	50.352	86.36	1.147	11:24:52.119
4 -	30.374	19.978	50.352	86.36	1.147	11:25:42.471
5 -	29.804	19.988	49.792	87.33	0.587	11:26:32.263
6 -	30.131	19.880	50.011	86.95	0.806	11:27:22.274
7 -	29.989	19.759	49.748	87.41	0.543	11:28:12.022
8 -	30.209	19.702	49.911	87.12	0.706	11:29:01.933
9 -	30.009	22.700	52.709	82.50	3.504	11:29:54.642
10 -	29.689	19.847	49.536 (3)	87.78	0.331	11:30:44.178
11 -	29.722	19.669	49.391 (2)	88.04	0.186	11:31:33.569
12 -	29.603	19.602	49.205 (1)	88.37		11:32:22.774
13 -	30.389	20.060	50.449	86.19	1.244	11:33:13.223
14 -	29.436	20.222	49.658	87.57	0.453	11:34:02.881

P3 29		Mark BRIDGER		Yamaha R1 - Moremoto		
IDEAL LAP TIME : 49.019		BEST LAP TIME : 49.267		DIFFERENCE : 0.248		
LAP	SECTOR 1	SECTOR 2	LAP TIME	MPH	DIFF	TIME OF DAY
1 -		20.888	58.176	74.74	8.909	11:23:09.912
2 -	31.530	20.561	52.091	83.48	2.824	11:24:02.003
3 -	30.930	19.927	50.857	85.50	1.590	11:24:52.860
4 -	30.393	19.916	50.309	86.43	1.042	11:25:43.169
5 -	30.081	19.640	49.721 (3)	87.46	0.454	11:26:32.890
6 -	30.256	19.698	49.954	87.05	0.687	11:27:22.844
7 -	30.207	19.641	49.848	87.23	0.581	11:28:12.692
8 -	30.032	19.936	49.968	87.02	0.701	11:29:02.660
9 -	30.284	20.692	50.976	85.30	1.709	11:29:53.636
10 -	29.961	19.916	49.877	87.18	0.610	11:30:43.513
11 -	30.159	19.667	49.826	87.27	0.559	11:31:33.339
12 -	29.534	19.733	49.267 (1)	88.26		11:32:22.606
13 -	30.389	19.777	50.166	86.68	0.899	11:33:12.772
14 -	29.379	20.046	49.425 (2)	87.98	0.158	11:34:02.197

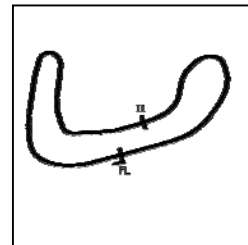
Weather / Track : Cloudy / Drying

Brands Hatch Indy
Circuit Length = 1.2079 miles
Start: 11:22 Flag 11:34 End: 11:34

BMCRC - MRO Championships 2020 - Rnd 1 @ Brands Hatch Indy

Reactive Parts MRO Powerbikes inc MSS Performance Clubman 1000

RACE 3 - SECTOR ANALYSIS



SECTOR 1 = FL to I1, SECTOR 2 = I1 to FL, DIFF = Difference To Personal Best Lap, P = Crossed Finish Line in Pit Lane, D = Time Disallowed

P4 711		Ritchie THORNTON		Kawasaki ZX10R - Team 71		
IDEAL LAP TIME : 49.412		BEST LAP TIME : 49.531		DIFFERENCE : 0.119		
LAP	SECTOR 1	SECTOR 2	LAP TIME	MPH	DIFF	TIME OF DAY
1 -		21.881	1:01.192	71.06	11.661	11:23:12.928
2 -	32.053	21.144	53.197	81.74	3.666	11:24:06.125
3 -	31.930	20.656	52.586	82.69	3.055	11:24:58.711
4 -	31.362	20.298	51.660	84.17	2.129	11:25:50.371
5 -	30.716	20.052	50.768	85.65	1.237	11:26:41.139
6 -	31.439	20.452	51.891	83.80	2.360	11:27:33.030
7 -	30.474	19.985	50.459	86.18	0.928	11:28:23.489
8 -	30.152	19.967	50.119 (3)	86.76	0.588	11:29:13.608
9 -	30.575	20.286	50.861	85.49	1.330	11:30:04.469
10 -	29.881	21.081	50.962	85.33	1.431	11:30:55.431
11 -	30.375	19.622	49.997 (2)	86.97	0.466	11:31:45.428
12 -	29.790	19.741	49.531 (1)	87.79		11:32:34.959
13 -	30.372	19.801	50.173	86.67	0.642	11:33:25.132

P5 177 C		Ryan WARRINGTON		Kawasaki ZX10R - RWC		
IDEAL LAP TIME : 50.257		BEST LAP TIME : 50.481		DIFFERENCE : 0.224		
LAP	SECTOR 1	SECTOR 2	LAP TIME	MPH	DIFF	TIME OF DAY
1 -		21.779	1:01.077	71.19	10.596	11:23:12.813
2 -	32.020	21.124	53.144	81.82	2.663	11:24:05.957
3 -	31.164	20.117	51.281	84.79	0.800	11:24:57.238
4 -	30.917	20.601	51.518	84.40	1.037	11:25:48.756
5 -	30.626	20.657	51.283	84.79	0.802	11:26:40.039
6 -	32.238	20.902	53.140	81.83	2.659	11:27:33.179
7 -	30.469	20.197	50.666 (3)	85.82	0.185	11:28:23.845
8 -	30.358	20.136	50.494 (2)	86.12	0.013	11:29:14.339
9 -	30.562	20.168	50.730	85.72	0.249	11:30:05.069
10 -	30.602	20.382	50.984	85.29	0.503	11:30:56.053
11 -	30.603	20.219	50.822	85.56	0.341	11:31:46.875
12 -	30.547	20.934	51.481	84.47	1.000	11:32:38.356
13 -	30.166	20.315	50.481 (1)	86.14		11:33:28.837

P6 39		Max MORGAN		Kawasaki ZX10RR - MSS PERFORMANCE		
IDEAL LAP TIME : 49.873		BEST LAP TIME : 50.035		DIFFERENCE : 0.162		
LAP	SECTOR 1	SECTOR 2	LAP TIME	MPH	DIFF	TIME OF DAY
1 -		21.450	1:02.614	69.45	12.579	11:23:14.350
2 -	32.818	20.787	53.605	81.12	3.570	11:24:07.955
3 -	31.271	20.628	51.899	83.78	1.864	11:24:59.854
4 -	31.575	21.492	53.067	81.94	3.032	11:25:52.921
5 -	31.010	20.288	51.298	84.77	1.263	11:26:44.219
6 -	30.888	20.207	51.095	85.10	1.060	11:27:35.314
7 -	30.720	20.278	50.998	85.27	0.963	11:28:26.312
8 -	30.344	20.084	50.428	86.23	0.393	11:29:16.740
9 -	30.390	20.010	50.400 (3)	86.28	0.365	11:30:07.140
10 -	30.449	19.836	50.285 (2)	86.47	0.250	11:30:57.425
11 -	30.420	19.615	50.035 (1)	86.91		11:31:47.460
12 -	30.922	21.069	51.991	83.64	1.956	11:32:39.451
13 -	30.443	20.350	50.793	85.61	0.758	11:33:30.244

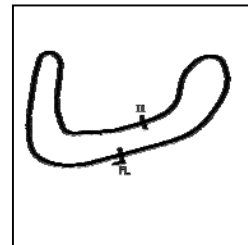
Weather / Track : Cloudy / Drying

Brands Hatch Indy
Circuit Length = 1.2079 miles
Start: 11:22 Flag 11:34 End: 11:34

BMCRC - MRO Championships 2020 - Rnd 1 @ Brands Hatch Indy

Reactive Parts MRO Powerbikes inc MSS Performance Clubman 1000

RACE 3 - SECTOR ANALYSIS



SECTOR 1 = FL to I1, SECTOR 2 = I1 to FL, DIFF = Difference To Personal Best Lap, P = Crossed Finish Line in Pit Lane, D = Time Disallowed

P7 16		Glenn WALSH		BMW S1000RR - Walters Medical		
IDEAL LAP TIME : 50.495		BEST LAP TIME : 50.785		DIFFERENCE : 0.290		
LAP	SECTOR 1	SECTOR 2	LAP TIME	MPH	DIFF	TIME OF DAY
1 -		21.373	59.949	72.53	9.164	11:23:11.685
2 -	32.595	20.693	53.288	81.60	2.503	11:24:04.973
3 -	31.594	20.395	51.989	83.64	1.204	11:24:56.962
4 -	31.132	20.249	51.381	84.63	0.596	11:25:48.343
5 -	31.396	20.368	51.764	84.00	0.979	11:26:40.107
6 -	31.099	20.255	51.354	84.67	0.569	11:27:31.461
7 -	30.928	20.228	51.156 (3)	85.00	0.371	11:28:22.617
8 -	30.704	20.081	50.785 (1)	85.62		11:29:13.402
9 -	30.619	20.414	51.033 (2)	85.21	0.248	11:30:04.435
10 -	30.755	20.622	51.377	84.64	0.592	11:30:55.812
11 -	31.240	20.168	51.408	84.59	0.623	11:31:47.220
12 -	31.107	20.620	51.727	84.06	0.942	11:32:38.947
13 -	30.414	21.106	51.520	84.40	0.735	11:33:30.467

P8 9 C		Luke DIXON		BMW S1000RR -		
IDEAL LAP TIME : 50.073		BEST LAP TIME : 50.145		DIFFERENCE : 0.072		
LAP	SECTOR 1	SECTOR 2	LAP TIME	MPH	DIFF	TIME OF DAY
1 -		21.365	1:01.348	70.88	11.203	11:23:13.084
2 -	32.411	21.268	53.679	81.01	3.534	11:24:06.763
3 -	32.091	20.845	52.936	82.14	2.791	11:24:59.699
4 -	32.316	21.014	53.330	81.54	3.185	11:25:53.029
5 -	32.624	21.365	53.989	80.54	3.844	11:26:47.018
6 -	30.735	20.054	50.789	85.62	0.644	11:27:37.807
7 -	30.622	20.230	50.852	85.51	0.707	11:28:28.659
8 -	31.123	20.071	51.194	84.94	1.049	11:29:19.853
9 -	30.593	20.544	51.137	85.03	0.992	11:30:10.990
10 -	30.704	19.939	50.643 (3)	85.86	0.498	11:31:01.633
11 -	30.136	20.973	51.109	85.08	0.964	11:31:52.742
12 -	30.208	19.937	50.145 (1)	86.72		11:32:42.887
13 -	30.228	20.097	50.325 (2)	86.41	0.180	11:33:33.212

P9 71		Tom NORTON		Suzuki GSXR 1000 - Mike Newman Haulage		
IDEAL LAP TIME : 50.822		BEST LAP TIME : 50.887		DIFFERENCE : 0.065		
LAP	SECTOR 1	SECTOR 2	LAP TIME	MPH	DIFF	TIME OF DAY
1 -		21.675	1:00.333	72.07	9.446	11:23:12.069
2 -	32.614	21.046	53.660	81.03	2.773	11:24:05.729
3 -	32.124	20.694	52.818	82.33	1.931	11:24:58.547
4 -	31.302	20.292	51.594	84.28	0.707	11:25:50.141
5 -	31.647	19.956	51.603	84.27	0.716	11:26:41.744
6 -	31.084	20.551	51.635	84.21	0.748	11:27:33.379
7 -	31.386	23.779	55.165	78.82	4.278	11:28:28.544
8 -	32.180	20.045	52.225	83.26	1.338	11:29:20.769
9 -	31.112	20.359	51.471	84.48	0.584	11:30:12.240
10 -	30.866	20.179	51.045 (2)	85.19	0.158	11:31:03.285
11 -	30.909	20.196	51.105 (3)	85.09	0.218	11:31:54.390
12 -	31.709	20.007	51.716	84.08	0.829	11:32:46.106
13 -	30.891	19.996	50.887 (1)	85.45		11:33:36.993

Weather / Track : Cloudy / Drying

Brands Hatch Indy
Circuit Length = 1.2079 miles
Start: 11:22 Flag 11:34 End: 11:34

BMCRC - MRO Championships 2020 - Rnd 1 @ Brands Hatch Indy

Reactive Parts MRO Powerbikes inc MSS Performance Clubman 1000

RACE 3 - SECTOR ANALYSIS



SECTOR 1 = FL to I1, SECTOR 2 = I1 to FL, DIFF = Difference To Personal Best Lap, P = Crossed Finish Line in Pit Lane, D = Time Disallowed

P10 54		Steve HENEGHAN		Ducati PANIGALE V4S - ReactiveParts.com		
IDEAL LAP TIME : 49.693		BEST LAP TIME : 50.082		DIFFERENCE : 0.389		
LAP	SECTOR 1	SECTOR 2	LAP TIME	MPH	DIFF	TIME OF DAY
1 -		22.323	1:03.776	68.18	13.694	11:23:15.512
2 -	33.386	21.033	54.419	79.90	4.337	11:24:09.931
3 -	33.112	21.099	54.211	80.21	4.129	11:25:04.142
4 -	33.136	20.873	54.009	80.51	3.927	11:25:58.151
5 -	31.698	20.595	52.293	83.15	2.211	11:26:50.444
6 -	31.419	20.868	52.287	83.16	2.205	11:27:42.731
7 -	31.041	20.650	51.691	84.12	1.609	11:28:34.422
8 -	30.512	20.164	50.676	85.81	0.594	11:29:25.098
9 -	30.133	20.295	50.428 (3)	86.23	0.346	11:30:15.526
10 -	30.074	20.008	50.082 (1)	86.82		11:31:05.608
11 -	29.946	20.268	50.214 (2)	86.60	0.132	11:31:55.822
12 -	30.819	19.747	50.566	85.99	0.484	11:32:46.388
13 -	30.706	20.097	50.803	85.59	0.721	11:33:37.191

P11 99		Anthony JOHNSON		BMW S1000RR - Technical lifting service's		
IDEAL LAP TIME : 52.056		BEST LAP TIME : 52.180		DIFFERENCE : 0.124		
LAP	SECTOR 1	SECTOR 2	LAP TIME	MPH	DIFF	TIME OF DAY
1 -		21.302	57.926	75.07	5.746	11:23:09.662
2 -	32.081	20.908	52.989	82.06	0.809	11:24:02.651
3 -	31.446	20.745	52.191 (2)	83.32	0.011	11:24:54.842
4 -	31.491	20.967	52.458	82.89	0.278	11:25:47.300
5 -	31.782	20.868	52.650	82.59	0.470	11:26:39.950
6 -	32.228	20.956	53.184	81.76	1.004	11:27:33.134
7 -	32.228	21.036	53.264	81.64	1.084	11:28:26.398
8 -	31.471	20.816	52.287	83.16	0.107	11:29:18.685
9 -	31.311	20.869	52.180 (1)	83.33		11:30:10.865
10 -	31.739	21.018	52.757	82.42	0.577	11:31:03.622
11 -	31.612	20.918	52.530	82.78	0.350	11:31:56.152
12 -	32.167	20.891	53.058	81.95	0.878	11:32:49.210
13 -	31.389	20.847	52.236 (3)	83.24	0.056	11:33:41.446

P12 88 C		Scott HALLIDAY		Suzuki GSXR 1000 - Performance fitness gym		
IDEAL LAP TIME : 51.326		BEST LAP TIME : 51.704		DIFFERENCE : 0.378		
LAP	SECTOR 1	SECTOR 2	LAP TIME	MPH	DIFF	TIME OF DAY
1 -		22.666	1:04.348	67.57	12.644	11:23:16.084
2 -	33.691	21.084	54.775	79.39	3.071	11:24:10.859
3 -	32.724	22.015	54.739	79.44	3.035	11:25:05.598
4 -	32.895	21.836	54.731	79.45	3.027	11:26:00.329
5 -	31.277	20.685	51.962	83.68	0.258	11:26:52.291
6 -	31.403	20.331	51.734 (3)	84.05	0.030	11:27:44.025
7 -	31.487	20.314	51.801	83.94	0.097	11:28:35.826
8 -	31.149	21.152	52.301	83.14	0.597	11:29:28.127
9 -	31.012	20.692	51.704 (1)	84.10		11:30:19.831
10 -	31.171	20.552	51.723 (2)	84.07	0.019	11:31:11.554
11 -	31.515	20.747	52.262	83.20	0.558	11:32:03.816
12 -	31.680	20.605	52.285	83.17	0.581	11:32:56.101
13 -	31.233	20.884	52.117	83.43	0.413	11:33:48.218

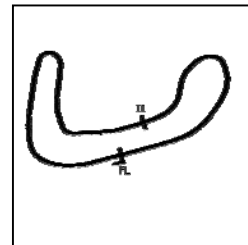
Weather / Track : Cloudy / Drying

Brands Hatch Indy
Circuit Length = 1.2079 miles
Start: 11:22 Flag 11:34 End: 11:34

BMCRC - MRO Championships 2020 - Rnd 1 @ Brands Hatch Indy

Reactive Parts MRO Powerbikes inc MSS Performance Clubman 1000

RACE 3 - SECTOR ANALYSIS



SECTOR 1 = FL to I1, SECTOR 2 = I1 to FL, DIFF = Difference To Personal Best Lap, P = Crossed Finish Line in Pit Lane, D = Time Disallowed

P13 83 C Jason SIGGS		Yamaha R1 - J Siggs Construction				
IDEAL LAP TIME : 51.546		BEST LAP TIME : 51.837		DIFFERENCE : 0.291		
LAP	SECTOR 1	SECTOR 2	LAP TIME	MPH	DIFF	TIME OF DAY
1 -		22.784	1:05.023	66.87	13.186	11:23:16.759
2 -	33.892	21.545	55.437	78.44	3.600	11:24:12.196
3 -	32.960	20.924	53.884	80.70	2.047	11:25:06.080
4 -	33.013	21.496	54.509	79.77	2.672	11:26:00.589
5 -	32.493	20.620	53.113	81.87	1.276	11:26:53.702
6 -	31.647	20.434	52.081	83.49	0.244	11:27:45.783
7 -	31.911	20.650	52.561	82.73	0.724	11:28:38.344
8 -	32.158	20.958	53.116	81.86	1.279	11:29:31.460
9 -	31.189	20.860	52.049	83.54	0.212	11:30:23.509
10 -	31.374	20.530	51.904 (2)	83.78	0.067	11:31:15.413
11 -	31.393	20.615	52.008 (3)	83.61	0.171	11:32:07.421
12 -	31.112	20.725	51.837 (1)	83.88		11:32:59.258
13 -	31.373	20.707	52.080	83.49	0.243	11:33:51.338

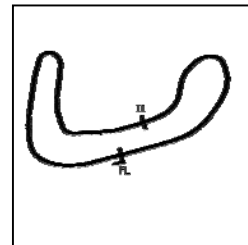
P14 44 Nicky WILSON		Suzuki GSXR 1000 - Demon GP/Haslemere Motorcycles				
IDEAL LAP TIME : 50.174		BEST LAP TIME : 50.293		DIFFERENCE : 0.119		
LAP	SECTOR 1	SECTOR 2	LAP TIME	MPH	DIFF	TIME OF DAY
1 -		22.794	1:05.488	66.40	15.195	11:23:17.224
2 -	34.004	21.440	55.444	78.43	5.151	11:24:12.668
3 -	32.955	20.869	53.824	80.79	3.531	11:25:06.492
4 -	34.111	21.120	55.231	78.73	4.938	11:26:01.723
5 -	34.032	20.727	54.759	79.41	4.466	11:26:56.482
6 -	31.621	20.435	52.056	83.53	1.763	11:27:48.538
7 -	31.810	21.177	52.987	82.06	2.694	11:28:41.525
8 -	31.105	20.311	51.416 (3)	84.57	1.123	11:29:32.941
9 -	31.440	21.484	52.924	82.16	2.631	11:30:25.865
10 -	32.662	20.293	52.955	82.11	2.662	11:31:18.820
11 -	31.736	20.807	52.543	82.76	2.250	11:32:11.363
12 -	30.308	20.496	50.804 (2)	85.59	0.511	11:33:02.167
13 -	30.427	19.866	50.293 (1)	86.46		11:33:52.460

P15 15 Mariusz SIEMIENIUK-JUZWIUK		BMW S 1000 RR - BELMONT AUTO SERVICE				
IDEAL LAP TIME : 51.100		BEST LAP TIME : 51.100		DIFFERENCE : 0.000		
LAP	SECTOR 1	SECTOR 2	LAP TIME	MPH	DIFF	TIME OF DAY
1 -		22.595	1:04.542	67.37	13.442	11:23:16.278
2 -	34.011	21.448	55.459	78.41	4.359	11:24:11.737
3 -	33.014	21.044	54.058	80.44	2.958	11:25:05.795
4 -	32.986	21.885	54.871	79.25	3.771	11:26:00.666
5 -	33.894	20.946	54.840	79.29	3.740	11:26:55.506
6 -	32.096	20.437	52.533	82.77	1.433	11:27:48.039
7 -	32.761	20.851	53.612	81.11	2.512	11:28:41.651
8 -	31.879	20.256	52.135	83.41	1.035	11:29:33.786
9 -	31.253	20.917	52.170	83.35	1.070	11:30:25.956
10 -	32.866	20.706	53.572	81.17	2.472	11:31:19.528
11 -	31.601	20.325	51.926 (3)	83.74	0.826	11:32:11.454
12 -	31.246	20.207	51.453 (2)	84.51	0.353	11:33:02.907
13 -	31.159	19.941	51.100 (1)	85.09		11:33:54.007

BMCRC - MRO Championships 2020 - Rnd 1 @ Brands Hatch Indy

Reactive Parts MRO Powerbikes inc MSS Performance Clubman 1000

RACE 3 - SECTOR ANALYSIS



SECTOR 1 = FL to I1, SECTOR 2 = I1 to FL, DIFF = Difference To Personal Best Lap, P = Crossed Finish Line in Pit Lane, D = Time Disallowed

P16 35 C		Robert CRESSWELL		Kawasaki ZX10R - ODDJOBROB Racing		
IDEAL LAP TIME : 52.524		BEST LAP TIME : 52.942		DIFFERENCE : 0.418		
LAP	SECTOR 1	SECTOR 2	LAP TIME	MPH	DIFF	TIME OF DAY
1 -		21.610	1:02.112	70.01	9.170	11:23:13.848
2 -	32.900	21.187	54.087	80.40	1.145	11:24:07.935
3 -	32.333	20.839	53.172 (2)	81.78	0.230	11:25:01.107
4 -	31.853	21.089	52.942 (1)	82.13		11:25:54.049
5 -	31.685	21.863	53.548	81.20	0.606	11:26:47.597
6 -	32.555	21.133	53.688	80.99	0.746	11:27:41.285
7 -	32.189	21.351	53.540	81.22	0.598	11:28:34.825
8 -	31.942	21.282	53.224 (3)	81.70	0.282	11:29:28.049
9 -	32.290	21.435	53.725	80.94	0.783	11:30:21.774
10 -	32.440	21.171	53.611	81.11	0.669	11:31:15.385
11 -	32.421	21.232	53.653	81.05	0.711	11:32:09.038
12 -	32.410	21.216	53.626	81.09	0.684	11:33:02.664
13 -	32.747	21.190	53.937	80.62	0.995	11:33:56.601

P17 8		John COUGHLAN		Aprilia RSV4RF - BIKERSWORLD		
IDEAL LAP TIME : 51.784		BEST LAP TIME : 51.784		DIFFERENCE : 0.000		
LAP	SECTOR 1	SECTOR 2	LAP TIME	MPH	DIFF	TIME OF DAY
1 -		22.808	1:05.374	66.51	13.590	11:23:17.110
2 -	33.948	21.535	55.483	78.37	3.699	11:24:12.593
3 -	32.867	20.939	53.806	80.82	2.022	11:25:06.399
4 -	33.613	21.367	54.980	79.09	3.196	11:26:01.379
5 -	34.075	20.942	55.017	79.04	3.233	11:26:56.396
6 -	31.614	20.555	52.169 (2)	83.35	0.385	11:27:48.565
7 -	32.462	21.123	53.585	81.15	1.801	11:28:42.150
8 -	32.555	20.680	53.235	81.68	1.451	11:29:35.385
9 -	31.491	20.795	52.286 (3)	83.16	0.502	11:30:27.671
10 -	31.512	20.929	52.441	82.92	0.657	11:31:20.112
11 -	31.666	20.773	52.439	82.92	0.655	11:32:12.551
12 -	31.237	20.547	51.784 (1)	83.97		11:33:04.335
13 -	31.562	20.751	52.313	83.12	0.529	11:33:56.648

P18 272		Daniel JOHNSON		BMW S1000 RR -		
IDEAL LAP TIME : 52.469		BEST LAP TIME : 52.573		DIFFERENCE : 0.104		
LAP	SECTOR 1	SECTOR 2	LAP TIME	MPH	DIFF	TIME OF DAY
1 -		21.879	1:03.238	68.76	10.665	11:23:14.974
2 -	33.098	21.491	54.589	79.66	2.016	11:24:09.563
3 -	32.924	21.556	54.480	79.82	1.907	11:25:04.043
4 -	32.955	21.290	54.245	80.16	1.672	11:25:58.288
5 -	32.710	21.086	53.796	80.83	1.223	11:26:52.084
6 -	32.372	20.765	53.137	81.83	0.564	11:27:45.221
7 -	32.088	20.895	52.983	82.07	0.410	11:28:38.204
8 -	32.316	21.261	53.577	81.16	1.004	11:29:31.781
9 -	32.467	21.564	54.031	80.48	1.458	11:30:25.812
10 -	32.084	20.853	52.937	82.14	0.364	11:31:18.749
11 -	31.704	20.869	52.573 (1)	82.71		11:32:11.322
12 -	32.096	20.802	52.898 (2)	82.20	0.325	11:33:04.220
13 -	32.070	20.851	52.921 (3)	82.17	0.348	11:33:57.141

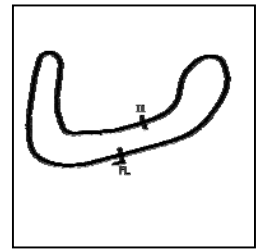
Weather / Track : Cloudy / Drying

Brands Hatch Indy
Circuit Length = 1.2079 miles
Start: 11:22 Flag 11:34 End: 11:34

BMCRC - MRO Championships 2020 - Rnd 1 @ Brands Hatch Indy

Reactive Parts MRO Powerbikes inc MSS Performance Clubman 1000

RACE 3 - SECTOR ANALYSIS



SECTOR 1 = FL to I1, SECTOR 2 = I1 to FL, DIFF = Difference To Personal Best Lap, P = Crossed Finish Line in Pit Lane, D = Time Disallowed

P19 50 C		Dan WELFORD		Suzuki GSXR 1000 - SEG Sussex Electric Gates/ Vistec system		
IDEAL LAP TIME : 51.361		BEST LAP TIME : 51.387		DIFFERENCE : 0.026		
LAP	SECTOR 1	SECTOR 2	LAP TIME	MPH	DIFF	TIME OF DAY
1 -		23.724	1:08.519	63.46	17.132	11:23:20.255
2 -	34.977	22.350	57.327	75.85	5.940	11:24:17.582
3 -	32.748	21.583	54.331	80.03	2.944	11:25:11.913
4 -	33.203	21.294	54.497	79.79	3.110	11:26:06.410
5 -	33.098	20.920	54.018	80.50	2.631	11:27:00.428
6 -	32.881	20.781	53.662	81.03	2.275	11:27:54.090
7 -	32.509	20.868	53.377	81.46	1.990	11:28:47.467
8 -	31.628	20.610	52.238	83.24	0.851	11:29:39.705
9 -	31.353	20.852	52.205	83.29	0.818	11:30:31.910
10 -	31.592	20.341	51.933 (2)	83.73	0.546	11:31:23.843
11 -	32.301	21.066	53.367	81.48	1.980	11:32:17.210
12 -	31.020	20.367	51.387 (1)	84.62		11:33:08.597
13 -	31.436	20.539	51.975 (3)	83.66	0.588	11:34:00.572

P20 24		Alan SMITH		Kawasaki ZX10R - Orwells Mcs		
IDEAL LAP TIME : 52.329		BEST LAP TIME : 52.329		DIFFERENCE : 0.000		
LAP	SECTOR 1	SECTOR 2	LAP TIME	MPH	DIFF	TIME OF DAY
1 -		23.233	1:05.962	65.92	13.633	11:23:17.698
2 -	34.073	21.647	55.720	78.04	3.391	11:24:13.418
3 -	32.792	20.745	53.537	81.22	1.208	11:25:06.955
4 -	33.499	21.292	54.791	79.36	2.462	11:26:01.746
5 -	32.673	20.942	53.615	81.10	1.286	11:26:55.361
6 -	31.675	20.654	52.329 (1)	83.10		11:27:47.690
7 -	32.539	21.387	53.926	80.64	1.597	11:28:41.616
8 -	33.365	21.306	54.671	79.54	2.342	11:29:36.287
9 -	32.760	21.274	54.034	80.47	1.705	11:30:30.321
10 -	32.552	20.883	53.435	81.38	1.106	11:31:23.756
11 -	32.228	21.173	53.401	81.43	1.072	11:32:17.157
12 -	31.851	20.823	52.674 (2)	82.55	0.345	11:33:09.831
13 -	31.704	21.410	53.114 (3)	81.87	0.785	11:34:02.945

P21 17		Philip BAKER		BMW S1000RR - Dickie Donna & Malcom Sausage, J10 electric		
IDEAL LAP TIME : 53.807		BEST LAP TIME : 53.927		DIFFERENCE : 0.120		
LAP	SECTOR 1	SECTOR 2	LAP TIME	MPH	DIFF	TIME OF DAY
1 -		21.823	59.638	72.91	5.711	11:23:11.374
2 -	33.167	21.265	54.432	79.89	0.505	11:24:05.806
3 -	32.664	21.442	54.106 (3)	80.37	0.179	11:24:59.912
4 -	32.652	21.552	54.204	80.22	0.277	11:25:54.116
5 -	32.627	21.300	53.927 (1)	80.63		11:26:48.043
6 -	32.805	21.981	54.786	79.37	0.859	11:27:42.829
7 -	33.040	21.400	54.440	79.87	0.513	11:28:37.269
8 -	32.863	21.454	54.317	80.05	0.390	11:29:31.586
9 -	32.567	21.587	54.154	80.30	0.227	11:30:25.740
10 -	32.845	21.418	54.263	80.13	0.336	11:31:20.003
11 -	32.542	21.519	54.061 (2)	80.43	0.134	11:32:14.064
12 -	32.807	21.629	54.436	79.88	0.509	11:33:08.500
13 -	32.623	21.883	54.506	79.78	0.579	11:34:03.006

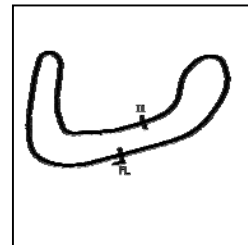
Weather / Track : Cloudy / Drying

Brands Hatch Indy
Circuit Length = 1.2079 miles
Start: 11:22 Flag 11:34 End: 11:34

BMCRC - MRO Championships 2020 - Rnd 1 @ Brands Hatch Indy

Reactive Parts MRO Powerbikes inc MSS Performance Clubman 1000

RACE 3 - SECTOR ANALYSIS



SECTOR 1 = FL to I1, SECTOR 2 = I1 to FL, DIFF = Difference To Personal Best Lap, P = Crossed Finish Line in Pit Lane, D = Time Disallowed

P22 6		Dan SHAILER		Yamaha R1 - McShailer Racing		
IDEAL LAP TIME : 52.891		BEST LAP TIME : 52.982		DIFFERENCE : 0.091		
LAP	SECTOR 1	SECTOR 2	LAP TIME	MPH	DIFF	TIME OF DAY
1 -		23.081	1:07.153	64.75	14.171	11:23:18.889
2 -	34.830	21.842	56.672	76.73	3.690	11:24:15.561
3 -	33.533	21.978	55.511	78.33	2.529	11:25:11.072
4 -	33.300	21.483	54.783	79.37	1.801	11:26:05.855
5 -	32.891	21.560	54.451	79.86	1.469	11:27:00.306
6 -	32.476	21.210	53.686	81.00	0.704	11:27:53.992
7 -	32.232	21.142	53.374	81.47	0.392	11:28:47.366
8 -	32.750	20.944	53.694	80.98	0.712	11:29:41.060
9 -	31.947	21.035	52.982 (1)	82.07		11:30:34.042
10 -	32.357	20.995	53.352 (3)	81.50	0.370	11:31:27.394
11 -	32.027	21.282	53.309 (2)	81.57	0.327	11:32:20.703
12 -	32.523	21.150	53.673	81.02	0.691	11:33:14.376
13 -	32.292	21.127	53.419	81.40	0.437	11:34:07.795

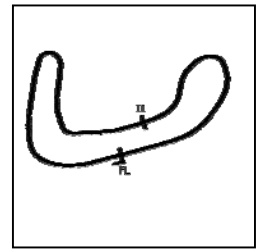
P23 646 C		Sukhminder RAI		Yamaha R1 - Asian Sensation		
IDEAL LAP TIME : 54.107		BEST LAP TIME : 54.257		DIFFERENCE : 0.150		
LAP	SECTOR 1	SECTOR 2	LAP TIME	MPH	DIFF	TIME OF DAY
1 -		23.583	1:08.105	63.85	13.848	11:23:19.841
2 -	35.229	23.152	58.381	74.48	4.124	11:24:18.222
3 -	34.383	22.580	56.963	76.34	2.706	11:25:15.185
4 -	33.986	22.211	56.197	77.38	1.940	11:26:11.382
5 -	33.575	21.877	55.452	78.42	1.195	11:27:06.834
6 -	34.102	22.794	56.896	76.43	2.639	11:28:03.730
7 -	33.423	21.702	55.125	78.88	0.868	11:28:58.855
8 -	32.677	22.683	55.360	78.55	1.103	11:29:54.215
9 -	33.049	22.374	55.423	78.46	1.166	11:30:49.638
10 -	33.399	21.498	54.897 (3)	79.21	0.640	11:31:44.535
11 -	32.713	21.594	54.307 (2)	80.07	0.050	11:32:38.842
12 -	32.827	21.430	54.257 (1)	80.14		11:33:33.099

P24 139		Shane SMITH		Honda CBR1000 SP1 - Ridemoto.com		
IDEAL LAP TIME : 56.367		BEST LAP TIME : 56.430		DIFFERENCE : 0.063		
LAP	SECTOR 1	SECTOR 2	LAP TIME	MPH	DIFF	TIME OF DAY
1 -		22.891	1:06.846	65.05	10.416	11:23:18.582
2 -	34.800	22.206	57.006	76.28	0.576	11:24:15.588
3 -	34.817	22.165	56.982 (3)	76.31	0.552	11:25:12.570
4 -	34.202	22.228	56.430 (1)	77.06		11:26:09.000
5 -	34.311	22.586	56.897 (2)	76.42	0.467	11:27:05.897
6 -	34.772	23.001	57.773	75.27	1.343	11:28:03.670
7 -	35.602	22.466	58.068	74.88	1.638	11:29:01.738
8 -	34.747	22.686	57.433	75.71	1.003	11:29:59.171
9 -	34.673	22.678	57.351	75.82	0.921	11:30:56.522
10 -	34.392	22.796	57.188	76.04	0.758	11:31:53.710
11 -	34.880	22.440	57.320	75.86	0.890	11:32:51.030
12 -	34.709	22.413	57.122	76.12	0.692	11:33:48.152

BMCRC - MRO Championships 2020 - Rnd 1 @ Brands Hatch Indy

Reactive Parts MRO Powerbikes inc MSS Performance Clubman 1000

RACE 3 - SECTOR ANALYSIS



SECTOR 1 = FL to I1, SECTOR 2 = I1 to FL, DIFF = Difference To Personal Best Lap, P = Crossed Finish Line in Pit Lane, D = Time Disallowed

P25 114 C Ricky MARTIN			Honda CBR1000RR - T.B.R Performance			
IDEAL LAP TIME : 53.998		BEST LAP TIME : 54.138		DIFFERENCE : 0.140		
LAP	SECTOR 1	SECTOR 2	LAP TIME	MPH	DIFF	TIME OF DAY
1 -		22.949	1:07.588	64.33	13.450	11:23:19.324
2 -	34.871	21.672	56.543	76.90	2.405	11:24:15.867
3 -	33.609	22.005	55.614	78.19	1.476	11:25:11.481
4 -	33.385	21.326	54.711 (3)	79.48	0.573	11:26:06.192
5 -	33.321	21.849	55.170	78.82	1.032	11:27:01.362
6 -	33.420	21.865	55.285	78.65	1.147	11:27:56.647
7 -	33.574	22.466	56.040	77.59	1.902	11:28:52.687
8 -	32.822	21.316	54.138 (1)	80.32		11:29:46.825
9 -	32.682	21.981	54.663 (2)	79.55	0.525	11:30:41.488
10 -	35.654	21.567	57.221	75.99	3.083	11:31:38.709
11 -	32.850	22.067	54.917	79.18	0.779	11:32:33.626
12 -	34.956	21.983	56.939	76.37	2.801	11:33:30.565

P26 277 C Adrian AVERRE			Yamaha R1 - Ryders Alley Racing			
IDEAL LAP TIME : 52.838		BEST LAP TIME : 52.922		DIFFERENCE : 0.084		
LAP	SECTOR 1	SECTOR 2	LAP TIME	MPH	DIFF	TIME OF DAY
1 -		23.577	1:08.634	63.35	15.712	11:23:20.370
2 -	35.210	22.162	57.372	75.79	4.450	11:24:17.742
3 -	33.115	21.641	54.756	79.41	1.834	11:25:12.498
4 -	32.850	21.327	54.177 (3)	80.26	1.255	11:26:06.675
5 -	33.281	21.364	54.645	79.57	1.723	11:27:01.320
6 -	32.947	21.100	54.047 (2)	80.45	1.125	11:27:55.367
7 -	32.201	20.721	52.922 (1)	82.17		11:28:48.289

P27 76 Jason BYARD			Suzuki GSXR - May Construction			
IDEAL LAP TIME : 54.714		BEST LAP TIME : 54.714		DIFFERENCE : 0.000		
LAP	SECTOR 1	SECTOR 2	LAP TIME	MPH	DIFF	TIME OF DAY
1 -		23.180	1:06.461	65.43	11.747	11:23:18.197
2 -	34.313	21.889	56.202	77.37	1.488	11:24:14.399
3 -	33.255	21.459	54.714 (1)	79.47		11:25:09.113
4 -	33.710	21.871	55.581 (3)	78.23	0.867	11:26:04.694
5 -	33.550	21.972	55.522 (2)	78.32	0.808	11:27:00.216
6 -	34.163	21.734	55.897	77.79	1.183	11:27:56.113

P28 212 Oilly SAVAGE			Yamaha R1 - Jock Properties Ltd			
IDEAL LAP TIME : 53.604		BEST LAP TIME : 53.619		DIFFERENCE : 0.015		
LAP	SECTOR 1	SECTOR 2	LAP TIME	MPH	DIFF	TIME OF DAY
1 -		21.412	59.435	73.16	5.816	11:23:11.171
2 -	32.326	21.704	54.030 (2)	80.48	0.411	11:24:05.201
3 -	32.341	21.278	53.619 (1)	81.10		11:24:58.820
4 -	32.373	21.814	54.187	80.25	0.568	11:25:53.007
5 -	32.367	21.785	54.152 (3)	80.30	0.533	11:26:47.159

P29 30 Ryan GIBSON			Kawasaki ZX10R - JMC			
IDEAL LAP TIME : 54.032		BEST LAP TIME : 54.857		DIFFERENCE : 0.825		
LAP	SECTOR 1	SECTOR 2	LAP TIME	MPH	DIFF	TIME OF DAY
1 -		21.631	1:02.480	69.59	7.623	11:23:14.216
2 -		21.196	54.857 (1)	79.27		11:24:09.073
3 -	32.836	22.778	55.614 (2)	78.19	0.757	11:25:04.687
4 -	33.666	22.095	55.761 (3)	77.98	0.904	11:26:00.448

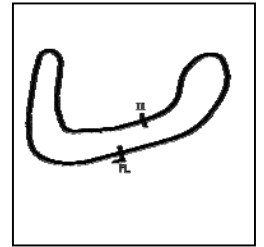
Weather / Track : Cloudy / Drying

Brands Hatch Indy
Circuit Length = 1.2079 miles
Start: 11:22 Flag 11:34 End: 11:34

BMCRC - MRO Championships 2020 - Rnd 1 @ Brands Hatch Indy

Reactive Parts MRO Powerbikes inc MSS Performance Clubman 1000

RACE 3 - SECTOR ANALYSIS



SECTOR 1 = FL to I1, SECTOR 2 = I1 to FL, DIFF = Difference To Personal Best Lap, P = Crossed Finish Line in Pit Lane, D = Time Disallowed

P30 98 Rick DICKINSON		BMW S1000RR - MotorcycleRaceParts.co.uk				
IDEAL LAP TIME : 55.884		BEST LAP TIME : 56.289		DIFFERENCE : 0.405		
LAP	SECTOR 1	SECTOR 2	LAP TIME	MPH	DIFF	TIME OF DAY
1 -		21.943	1:01.113	71.15	4.824	11:23:12.849
2 -	34.361	21.931	56.292 (2)	77.25	0.003	11:24:09.141
3 -	33.953	22.336	56.289 (1)	77.25		11:25:05.430

P31 67 C David REDGEWICK		Aprilia RSV4 - WHEELIES MOTORCYCLES				
IDEAL LAP TIME : 58.509		BEST LAP TIME : 58.804		DIFFERENCE : 0.295		
LAP	SECTOR 1	SECTOR 2	LAP TIME	MPH	DIFF	TIME OF DAY
1 -		24.221	1:10.408	61.76	11.604	11:23:22.144
2 -	37.037	23.476	1:00.513 (2)	71.86	1.709	11:24:22.657
3 -	35.957	22.847	58.804 (1)	73.95		11:25:21.461

BMCRC - MRO Championships 2020 - Rnd 1 @ Brands Hatch Indy

Reactive Parts MRO Powerbikes inc MSS Performance Clubman 1000

RACE 3 - BEST SECTORS

SECTOR 1			SECTOR 2			IDEAL / BEST COMPARISON						
POS	NO	NAME	TIME	NO	NAME	TIME	POS	NO	NAME	IDEAL	BEST	DIFF
									PERFECT LAP	48.884		
1	29	BRIDGER	29.379	119	COLLINS	19.505	1	119	COLLINS	48.989	49.123	0.134
2	2	BAKER	29.436	2	BAKER	19.602	2	29	BRIDGER	49.019	49.267	0.248
3	119	COLLINS	29.484	39	MORGAN	19.615	3	2	BAKER	49.038	49.205	0.167
4	711	THORNTON	29.790	711	THORNTON	19.622	4	711	THORNTON	49.412	49.531	0.119
5	54	HENEZHAN	29.946	29	BRIDGER	19.640	5	54	HENEZHAN	49.693	50.082	0.389
6	9	DIXON	30.136	54	HENEZHAN	19.747	6	39	MORGAN	49.873	50.035	0.162
7	177	WARRINGTON	30.140	44	WILSON	19.866	7	9	DIXON	50.073	50.145	0.072
8	39	MORGAN	30.258	9	DIXON	19.937	8	44	WILSON	50.174	50.293	0.119
9	44	WILSON	30.308	15	SIEMIENIUK-JUZWIUK	19.941	9	177	WARRINGTON	50.257	50.481	0.224
10	16	WALSH	30.414	71	NORTON	19.956	10	16	WALSH	50.495	50.785	0.290
11	71	NORTON	30.866	16	WALSH	20.081	11	71	NORTON	50.822	50.887	0.065
12	88	HALLIDAY	31.012	177	WARRINGTON	20.117	12	15	SIEMIENIUK-JUZWIUK	51.100	51.100	0.000
13	50	WELFORD	31.020	88	HALLIDAY	20.314	13	88	HALLIDAY	51.326	51.704	0.378
14	83	SIGGS	31.112	50	WELFORD	20.341	14	50	WELFORD	51.361	51.387	0.026
15	15	SIEMIENIUK-JUZWIUK	31.159	83	SIGGS	20.434	15	83	SIGGS	51.546	51.837	0.291
16	8	COUGHLAN	31.237	8	COUGHLAN	20.547	16	8	COUGHLAN	51.784	51.784	0.000
17	99	JOHNSON	31.311	24	SMITH	20.654	17	99	JOHNSON	52.056	52.180	0.124
18	24	SMITH	31.675	277	AVERRE	20.721	18	24	SMITH	52.329	52.329	0.000
19	35	CRESSWELL	31.685	99	JOHNSON	20.745	19	272	JOHNSON	52.469	52.573	0.104
20	272	JOHNSON	31.704	272	JOHNSON	20.765	20	35	CRESSWELL	52.524	52.942	0.418
21	6	SHAILER	31.947	35	CRESSWELL	20.839	21	277	AVERRE	52.838	52.922	0.084
22	277	AVERRE	32.117	6	SHAILER	20.944	22	6	SHAILER	52.891	52.982	0.091
23	212	SAVAGE	32.326	30	GIBSON	21.196	23	212	SAVAGE	53.604	53.619	0.015
24	17	BAKER	32.542	17	BAKER	21.265	24	17	BAKER	53.807	53.927	0.120
25	646	RAI	32.677	212	SAVAGE	21.278	25	114	MARTIN	53.998	54.138	0.140
26	114	MARTIN	32.682	114	MARTIN	21.316	26	30	GIBSON	54.032	54.857	0.825
27	30	GIBSON	32.836	646	RAI	21.430	27	646	RAI	54.107	54.257	0.150
28	76	BYARD	33.255	76	BYARD	21.459	28	76	BYARD	54.714	54.714	0.000
29	98	DICKINSON	33.953	98	DICKINSON	21.931	29	98	DICKINSON	55.884	56.289	0.405
30	139	SMITH	34.202	139	SMITH	22.165	30	139	SMITH	56.367	56.430	0.063
31	67	REDGEWICK	35.662	67	REDGEWICK	22.847	31	67	REDGEWICK	58.509	58.804	0.295
32												

Weather / Track : Cloudy / Drying

Brands Hatch Indy
 Circuit Length = 1.2079 miles
 Start: 11:22 Flag 11:34 End: 11:34

Results can be found at www.tsl-timing.com

Printed - 11:54 Sunday, 08 March 2020

BMCRC - MRO Championships 2020 - Rnd 1 @ Brands Hatch Indy

Reactive Parts MRO Powerbikes inc MSS Performance Clubman 1000

RACE 3 - STATISTICS

Competitors Started 31
Planned Start 2020-03-08 @ 11:30:00.000
Actual Start 2020-03-08 @ 11:22:11.735
Finish Time 2020-03-08 @ 11:34:02.022
Track Length 1.2079mi.
Total Laps 353
Total Distance Covered 426.4047mi.

Session Fastest Lap History

NO	CL	NAME	LAP TIME	TIME OF DAY	LAP	VEHICLE
119		Bob COLLINS	51.838	11:24:01.213	2	Suzuki GSXR 1000
119		Bob COLLINS	50.739	11:24:51.950	3	Suzuki GSXR 1000
2		Peter BAKER	50.352	11:24:52.128	3	Kawasaki ZX10R
29		Mark BRIDGER	50.309	11:25:43.196	4	Yamaha R1
2		Peter BAKER	49.792	11:26:32.271	5	Kawasaki ZX10R
119		Bob COLLINS	49.761	11:26:32.396	5	Suzuki GSXR 1000
29		Mark BRIDGER	49.721	11:26:32.917	5	Yamaha R1
119		Bob COLLINS	49.715	11:28:12.090	7	Suzuki GSXR 1000
2		Peter BAKER	49.536	11:30:44.186	10	Kawasaki ZX10R
2		Peter BAKER	49.391	11:31:33.577	11	Kawasaki ZX10R
119		Bob COLLINS	49.123	11:32:21.749	12	Suzuki GSXR 1000

Session Leader History

NO	CL	NAME	FROM LAP	LAPS LED	DISTANCE	VEHICLE
119		Bob COLLINS	1	3	3.62 miles	Suzuki GSXR 1000
2		Peter BAKER	4	4	4.83 miles	Kawasaki ZX10R
119		Bob COLLINS	8	7	8.45 miles	Suzuki GSXR 1000

Flag History

TYPE	TIME OF DAY
GREEN	11:22:11.735
FINISH	11:34:02.022

Flag Statistics

TYPE	COUNT	TOTAL LAPS	TOTAL TIME
Green	1	14	12:36.052
Red	0	0	0.000
Safety Car	0	0	0.000
FCY	0	0	0.000

Weather / Track : Cloudy / Drying

Brands Hatch Indy
Circuit Length = 1.2079 miles
Start: 11:22 Flag 11:34 End: 11:34

BMCRC - MRO Championships 2020 - Rnd 1 @ Brands Hatch Indy

Reactive Parts MRO Powerbikes inc MSS Performance Clubman 1000

RACE 3 - STATISTICS

CLASS :

21 Starters

Fastest Lap History

NO	NAME	LAP TIME	TIME OF DAY	LAP	VEHICLE
119	Bob COLLINS	51.838	11:24:01.213	2	Suzuki GSXR 1000
119	Bob COLLINS	50.739	11:24:51.950	3	Suzuki GSXR 1000
2	Peter BAKER	50.352	11:24:52.128	3	Kawasaki ZX10R
29	Mark BRIDGER	50.309	11:25:43.196	4	Yamaha R1
2	Peter BAKER	49.792	11:26:32.271	5	Kawasaki ZX10R
119	Bob COLLINS	49.761	11:26:32.396	5	Suzuki GSXR 1000
29	Mark BRIDGER	49.721	11:26:32.917	5	Yamaha R1
119	Bob COLLINS	49.715	11:28:12.090	7	Suzuki GSXR 1000
2	Peter BAKER	49.536	11:30:44.186	10	Kawasaki ZX10R
2	Peter BAKER	49.391	11:31:33.577	11	Kawasaki ZX10R
119	Bob COLLINS	49.123	11:32:21.749	12	Suzuki GSXR 1000

Leader History

NO	NAME	FROM LAP	LAPS LED	DISTANCE	VEHICLE
119	Bob COLLINS	1	3	3.62 miles	Suzuki GSXR 1000
2	Peter BAKER	4	4	4.83 miles	Kawasaki ZX10R
119	Bob COLLINS	8	7	8.45 miles	Suzuki GSXR 1000

Weather / Track : Cloudy / Drying

Brands Hatch Indy
Circuit Length = 1.2079 miles
Start: 11:22 Flag 11:34 End: 11:34

BMCRC - MRO Championships 2020 - Rnd 1 @ Brands Hatch Indy

Reactive Parts MRO Powerbikes inc MSS Performance Clubman 1000

RACE 3 - STATISTICS

CLASS : C

10 Starters

Fastest Lap History

NO	NAME	LAP TIME	TIME OF DAY	LAP	VEHICLE
177	Ryan WARRINGTON	53.144	11:24:05.966	2	Kawasaki ZX10R
177	Ryan WARRINGTON	51.281	11:24:57.247	3	Kawasaki ZX10R
9	Luke DIXON	50.789	11:27:37.830	6	BMW S1000RR
177	Ryan WARRINGTON	50.666	11:28:23.854	7	Kawasaki ZX10R
177	Ryan WARRINGTON	50.494	11:29:14.348	8	Kawasaki ZX10R
9	Luke DIXON	50.145	11:32:42.909	12	BMW S1000RR

Leader History

NO	NAME	FROM LAP	LAPS LED	DISTANCE	VEHICLE
177	Ryan WARRINGTON	1	13	15.70 miles	Kawasaki ZX10R

BMCRC - MRO Championships 2020 - Rnd 1 @ Brands Hatch Indy

Reactive Parts MRO Powerbikes inc MSS Performance Clubman 1000

RACE 14 - GRID (15 Laps)



ROW 13	39		38	32	Martin MORRIS	37	63	Matthew WREN	
ROW 12	36	105	Mark BALL	35	41	David ABRAHAM	34	51	Michael HOGARTH
ROW 11	33	12	David COMBRINCK	32	191	Barry GRAHAM	31	67	David REDGEWICK
ROW 10	30	139	Shane SMITH	29	98	Rick DICKINSON	28	30	Ryan GIBSON
ROW 9	27	76	Jason BYARD	26	646	Sukhminder RAI	25	114	Ricky MARTIN
ROW 8	24	17	Philip BAKER	23	212	Olly SAVAGE	22	6	Dan SHAILER
ROW 7	21	35	Robert CRESSWELL	20	277	Adrian AVERRE	19	272	Daniel JOHNSON
ROW 6	18	24	Alan SMITH	17	99	Anthony JOHNSON	16	83	Jason SIGGS
ROW 5	15	8	John COUGHLAN	14	88	Scott HALLIDAY	13	50	Dan WELFORD
ROW 4	12	15	Mariusz SIEMIENIUK-JUZWIK	11	71	Tom NORTON	10	16	Glenn WALSH
ROW 3	9	177	Ryan WARRINGTON	8	44	Nicky WILSON	7	9	Luke DIXON
ROW 2	6	54	Steve HENEGHAN	5	39	Max MORGAN	4	711	Ritchie THORNTON
ROW 1	3	29	Mark BRIDGER	2	2	Peter BAKER	1	119	Bob COLLINS

Pole

Brands Hatch Indy
Circuit Length = 1.2079 miles

These results are provisional until the conclusion of any judicial and technical matters.

Clerk Of Course :	Steward :	Timekeeper :
-------------------	-----------	--------------

Results can be found at www.tsl-timing.com

Printed - 11:57 Sunday, 08 March 2020



BMCRC - MRO Championships 2020 - Rnd 1 @ Brands Hatch Indy

Reactive Parts MRO Powerbikes inc MSS Performance Clubman 1000

RACE 14 - CLASSIFICATION



POS	NO	CL	PIC NAME	ENTRY	LAPS	TIME	GAP	DIFF	MPH	BEST	ON
1	2		1 Peter BAKER	Kawasaki ZX10R - Dodfrey Engineering	12	10:30.034			82.82	51.111	9
2	39		2 Max MORGAN	Kawasaki ZX10RR - MSS PERFORMANCE	12	10:37.913	7.879	7.879	81.80	51.291	12
3	29		3 Mark BRIDGER	Yamaha R1 - Moremoto	12	10:39.365	9.331	1.452	81.61	52.176	10
4	99		4 Anthony JOHNSON	BMW S1000RR - Technical lifting service's	12	10:41.726	11.692	2.361	81.31	51.684	9
5	119		5 Bob COLLINS	Suzuki GSXR 1000 - FWR.co.uk	12	10:42.470	12.436	0.744	81.22	52.788	12
6	711		6 Ritchie THORNTON	Kawasaki ZX10R - Team 71	12	10:43.279	13.245	0.809	81.12	52.478	12
7	71		7 Tom NORTON	Suzuki GSXR 1000 - Mike Newman Haulage	12	10:45.814	15.780	2.535	80.80	52.400	8
8	16		8 Glenn WALSH	BMW S1000RR - Walters Medical	12	10:47.343	17.309	1.529	80.61	52.913	3
9	177	C	1 Ryan WARRINGTON	Kawasaki ZX10R - RWC	12	10:48.414	18.380	1.071	80.47	52.723	12
10	9	C	2 Luke DIXON	BMW S1000RR -	12	10:49.310	19.276	0.896	80.36	52.518	12
11	44		9 Nicky WILSON	Suzuki GSXR 1000 - Demon GP/Haslemere Motorc	12	10:54.724	24.690	5.414	79.70	53.263	4
12	17		10 Philip BAKER	BMW S1000RR - Dickie Donna & Malcom Sausage,	12	10:58.453	28.419	3.729	79.25	52.270	12
13	88	C	3 Scott HALLIDAY	Suzuki GSXR 1000 - Performance fitness gym	12	11:03.275	33.241	4.822	78.67	54.077	5
14	83	C	4 Jason SIGGS	Yamaha R1 - J Siggs Construction	12	11:03.400	33.366	0.125	78.66	54.007	9
15	35	C	5 Robert CRESSWELL	Kawasaki ZX10R - ODDJOBROB Racing	12	11:04.806	34.772	1.406	78.49	54.350	12
16	15		11 Mariusz SIEMIENIUK-JUZWIK	BMW S 1000 RR - BELMONT AUTO SERVICE	12	11:11.337	41.303	6.531	77.73	54.436	10
17	24		12 Alan SMITH	Kawasaki ZX10R - Orwells Mcs	12	11:12.357	42.323	1.020	77.61	54.339	8
18	212		13 Olly SAVAGE	Yamaha R1 - Jock Properties Ltd	12	11:12.919	42.885	0.562	77.54	53.873	12
19	8		14 John COUGHLAN	Aprilia RSV4RF - BIKERSWORLD	12	11:13.475	43.441	0.556	77.48	54.301	12
20	50	C	6 Dan WELFORD	Suzuki GSXR 1000 - SEG Sussex Electric Gates/ v	12	11:23.290	53.256	9.815	76.37	55.567	7
21	646	C	7 Sukhminder RAI	Yamaha R1 - Asian Sensation	12	11:23.795	53.761	0.505	76.31	54.790	12
22	6		15 Dan SHAILER	Yamaha R1 - McShailer Racing	11	10:58.194	1 Lap	1 Lap	72.67	58.318	8

NOT CLASSIFIED

DNF	139		Shane SMITH	Honda CBR1000 SP1 - Ridemoto.com	6	6:03.976	6 Laps	5 Laps	71.68	57.128	4
DNF	76		Jason BYARD	Suzuki GSXR - May Construction	5	5:07.039	7 Laps	1 Lap	70.81	59.243	3
DNF	98		Rick DICKINSON	BMW S1000RR - MotorcycleRaceParts.co.uk	4	4:03.769	8 Laps	1 Lap	71.35	58.922	2
DNF	12		David COMBRINCK	Kawasaki ZX10R -	0						

FASTEST LAP

2			Peter BAKER	Kawasaki ZX10R - Dodfrey Engineering	9	51.111			85.08 mph	136.92 kph	
9	C		Luke DIXON	BMW S1000RR -	12	52.518			82.80 mph	133.25 kph	

Class - 92.5% of Race Speed = 76.60 mph
Class C - 92.5% of Race Speed = 74.43 mph

Brands Hatch Indy
Circuit Length = 1.2079 miles
Start: 15:46 Flag 15:57 End: 15:58

Weather / Track : Cloudy / Dry

These results are provisional until the conclusion of any judicial and technical matters.

Clerk Of Course :	Steward :	Timekeeper :
-------------------	-----------	--------------

Results can be found at www.tsl-timing.com

Printed - 16:02 Sunday, 08 March 2020



BMCRC - MRO Championships 2020 - Rnd 1 @ Brands Hatch Indy

Reactive Parts MRO Powerbikes inc MSS Performance Clubman 1000

RACE 14 - LAP CHART

LAP 1 @ 15:47:52.856

NO	BEHIND	LAP TIME
119		57.209
711	0.919	58.128
29	1.922	59.131
2	2.503	59.712
88	2.883	1:00.092
44	3.004	1:00.213
16	3.077	1:00.286
39	3.461	1:00.670
71	3.715	1:00.924
177	4.039	1:01.248
35	4.881	1:02.090
99	4.985	1:02.194
9	5.406	1:02.615
83	5.524	1:02.733
15	5.848	1:03.057
212	6.591	1:03.800
8	7.294	1:04.503
17	7.873	1:05.082
50	8.318	1:05.527
24	8.399	1:05.608
98	9.366	1:06.575
646	9.824	1:07.033
6	10.919	1:08.128
139	11.267	1:08.476
76	11.485	1:08.694

LAP 2 @ 15:48:45.773

NO	BEHIND	LAP TIME
119		52.917
711	1.554	53.552
2	2.578	52.992
29	3.322	54.317
16	3.768	53.608
88	4.896	54.930
44	4.998	54.911
39	5.097	54.553
71	5.478	54.680
177	6.228	55.106
99	6.296	54.228
9	6.518	54.029
35	7.273	55.309
83	8.214	55.607
212	9.870	56.196
15	10.426	57.495
8	10.975	56.598
17	11.471	56.515
50	11.826	56.425
24	12.137	56.655
646	14.049	57.142
98	15.371	58.922
6	17.363	59.361
139	17.615	59.265
76	18.126	59.558

LAP 3 @ 15:49:39.031

NO	BEHIND	LAP TIME
119		53.258
2	1.206	51.886
711	1.841	53.545
29	2.994	52.930
16	3.423	52.913

39	4.332	52.493
44	5.160	53.420
88	5.980	54.342
71	6.109	53.889
99	6.398	53.360
177	7.032	54.062
9	7.587	54.327
35	8.513	54.498
83	9.149	54.193
212	12.432	55.820
8	13.305	55.588
15	13.442	56.274
17	14.076	55.863
50	14.508	55.940
24	14.659	55.780
646	17.410	56.619
98	21.209	59.096
139	23.503	59.146
6	23.595	59.490
76	24.111	59.243

LAP 4 @ 15:50:32.018

NO	BEHIND	LAP TIME
2		51.781
119	0.537	53.524
711	2.268	53.414
29	3.081	53.074
39	3.792	52.447
16	3.825	53.389
44	5.436	53.263
71	6.493	53.371
88	7.203	54.210
99	7.271	53.860
177	7.618	53.573
9	8.154	53.554
35	10.234	54.708
83	10.456	54.294
212	15.066	55.621
8	15.778	55.460
15	15.927	55.472
17	16.635	55.546
50	17.249	55.728
24	17.367	55.695
646	20.523	56.100
98	27.398	59.176
139	27.644	57.128
6	29.326	58.718
76	30.436	59.312

LAP 5 @ 15:51:23.503

NO	BEHIND	LAP TIME
2		51.485
119	2.097	53.045
711	4.327	53.544
29	4.530	52.934
39	4.774	52.467
16	5.449	53.109
44	7.433	53.482
71	7.731	52.723
99	8.266	52.480
88	9.795	54.077
177	9.897	53.764
9	10.340	53.671
35	13.677	54.928

83	13.974	55.003
212	19.425	55.844
8	19.782	55.489
17	19.982	54.832
15	20.127	55.685
24	21.219	55.337
50	21.690	55.926
646	25.092	56.054
139	35.573	59.414
6	37.005	59.164
76	39.183	1:00.232

LAP 6 @ 15:52:15.175

NO	BEHIND	LAP TIME
2		51.672
119	3.427	53.002
29	5.070	52.212
39	5.975	52.873
711	6.049	53.394
16	7.097	53.320
44	9.029	53.268
71	9.099	53.040
99	9.281	52.687
177	11.134	52.909
9	12.624	53.956
88	13.638	55.515
35	17.393	55.388
83	17.476	55.174
17	22.585	54.275
212	23.018	55.265
15	23.403	54.948
8	24.215	56.105
24	24.776	55.229
50	25.923	55.905
646	29.421	56.001
139	44.448	1:00.547
6	44.711	59.378

LAP 7 @ 15:53:06.636

NO	BEHIND	LAP TIME
2		51.461
119	5.189	53.223
29	6.024	52.415
39	6.538	52.024
711	7.626	53.038
16	9.099	53.463
71	10.549	52.911
99	10.642	52.822
44	11.550	53.982
177	12.695	53.022
9	14.030	52.867
88	16.795	54.618
83	20.067	54.052
35	20.608	54.676
17	24.086	52.962
212	26.387	54.830
15	26.475	54.533
8	27.882	55.128
24	28.126	54.811
50	30.029	55.567
646	34.091	56.131

LAP 8 @ 15:53:58.988

NO	BEHIND	LAP TIME
2		52.352
6	1 Lap	59.201
119	6.452	53.615
29	6.540	52.868
39	6.644	52.458
711	8.032	52.758
16	10.369	53.622
99	10.436	52.146
71	10.597	52.400
44	12.959	53.761
177	13.104	52.761
9	14.483	52.805
88	19.093	54.650
83	21.767	54.052
35	23.019	54.763
17	24.393	52.659
15	29.458	55.335
212	29.600	55.565
24	30.113	54.339
8	30.777	55.247
50	33.720	56.043
646	37.907	56.168

LAP 9 @ 15:54:50.099

NO	BEHIND	LAP TIME
2		51.111
6	1 Lap	58.318
29	7.828	52.399
39	8.149	52.616
119	8.808	53.467
711	9.892	52.971
99	11.009	51.684
16	12.488	53.230
71	12.554	53.068
177	15.292	53.299
44	16.122	54.274
9	16.242	52.870
88	23.345	55.363
83	24.663	54.007
17	26.517	53.235
35	26.636	54.728
15	33.047	54.700
24	33.410	54.408
212	34.808	56.319
8	34.939	55.273
50	39.036	56.427
646	42.534	55.738

LAP 10 @ 15:55:41.669

NO	BEHIND	LAP TIME
2		51.570
29	8.434	52.176
39	8.763	52.184
119	10.794	53.556
99	11.893	52.454
711	12.117	53.795
71	13.751	52.767
6	1 Lap	58.866
16	14.697	53.779
177	16.584	52.862
9	17.605	52.933

44	18.735	54.183
88	27.283	55.508
17	27.438	52.491
83	27.525	54.432
35	29.695	54.629
15	35.913	54.436
24	36.834	54.994
212	38.060	54.822
8	38.274	54.905
50	44.311	56.845
646	47.115	56.151

LAP 11 @ 15:56:33.484

NO	BEHIND	LAP TIME
2		51.815
39	8.785	51.837
29	9.013	52.394
119	11.845	52.866
99	11.974	51.896
711	12.964	52.662
71	14.924	52.988
16	16.174	53.292
177	17.854	53.085
9	18.955	53.165
6	1 Lap	58.803
44	21.872	54.952
17	28.346	52.723
88	30.405	54.937
83	30.928	55.218
35	32.619	54.739
15	38.855	54.757
24	39.395	54.376
212	41.209	54.964
8	41.337	54.878
50	48.657	56.161
646	51.168	55.868

LAP 12 @ 15:57:25.681

NO	BEHIND	LAP TIME
2		52.197
39	7.879	51.291
29	9.331	52.515
99	11.692	51.915
119	12.436	52.788
711	13.245	52.478
71	15.780	53.053
16	17.309	53.332
177	18.380	52.723
9	19.276	52.518
44	24.690	55.015
6	1 Lap	58.767
17	28.419	52.270
88	33.241	55.033
83	33.366	54.635
35	34.772	54.350
15	41.303	54.645
24	42.323	55.125
212	42.885	53.873
8	43.441	54.301
50	53.256	56.796
646	53.761	54.790

Weather / Track : Cloudy / Dry

Brands Hatch Indy

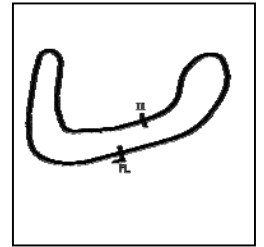
Circuit Length = 1.2079 miles

Start: 15:46 Flag 15:57 End: 15:58

BMCRC - MRO Championships 2020 - Rnd 1 @ Brands Hatch Indy

Reactive Parts MRO Powerbikes inc MSS Performance Clubman 1000

RACE 14 - SECTOR ANALYSIS



SECTOR 1 = FL to I1, SECTOR 2 = I1 to FL, DIFF = Difference To Personal Best Lap, P = Crossed Finish Line in Pit Lane, D = Time Disallowed

P1		2		Peter BAKER		Kawasaki ZX10R - Dodfrey Engineering	
IDEAL LAP TIME : 51.111		BEST LAP TIME : 51.111		DIFFERENCE : 0.000			
LAP	SECTOR 1	SECTOR 2	LAP TIME	MPH	DIFF	TIME OF DAY	
1 -		22.206	59.712	72.82	8.601	15:47:55.359	
2 -	31.757	21.235	52.992	82.06	1.881	15:48:48.351	
3 -	30.908	20.978	51.886	83.81	0.775	15:49:40.237	
4 -	30.500	21.281	51.781	83.98	0.670	15:50:32.018	
5 -	30.568	20.917	51.485 (3)	84.46	0.374	15:51:23.503	
6 -	30.632	21.040	51.672	84.15	0.561	15:52:15.175	
7 -	30.526	20.935	51.461 (2)	84.50	0.350	15:53:06.636	
8 -	30.429	21.923	52.352	83.06	1.241	15:53:58.988	
9 -	30.391	20.720	51.111 (1)	85.08		15:54:50.099	
10 -	30.446	21.124	51.570	84.32	0.459	15:55:41.669	
11 -	30.815	21.000	51.815	83.92	0.704	15:56:33.484	
12 -	31.009	21.188	52.197	83.31	1.086	15:57:25.681	

P2		39		Max MORGAN		Kawasaki ZX10RR - MSS PERFORMANCE	
IDEAL LAP TIME : 51.291		BEST LAP TIME : 51.291		DIFFERENCE : 0.000			
LAP	SECTOR 1	SECTOR 2	LAP TIME	MPH	DIFF	TIME OF DAY	
1 -		21.907	1:00.670	71.67	9.379	15:47:56.317	
2 -	32.683	21.870	54.553	79.71	3.262	15:48:50.870	
3 -	31.175	21.318	52.493	82.84	1.202	15:49:43.363	
4 -	31.298	21.149	52.447	82.91	1.156	15:50:35.810	
5 -	31.030	21.437	52.467	82.88	1.176	15:51:28.277	
6 -	31.346	21.527	52.873	82.24	1.582	15:52:21.150	
7 -	30.888	21.136	52.024 (3)	83.58	0.733	15:53:13.174	
8 -	30.878	21.580	52.458	82.89	1.167	15:54:05.632	
9 -	31.473	21.143	52.616	82.64	1.325	15:54:58.248	
10 -	31.150	21.034	52.184	83.33	0.893	15:55:50.432	
11 -	30.723	21.114	51.837 (2)	83.88	0.546	15:56:42.269	
12 -	30.404	20.887	51.291 (1)	84.78		15:57:33.560	

P3		29		Mark BRIDGER		Yamaha R1 - Moremoto	
IDEAL LAP TIME : 52.116		BEST LAP TIME : 52.176		DIFFERENCE : 0.060			
LAP	SECTOR 1	SECTOR 2	LAP TIME	MPH	DIFF	TIME OF DAY	
1 -		21.859	59.131	73.54	6.955	15:47:54.778	
2 -	32.825	21.492	54.317	80.05	2.141	15:48:49.095	
3 -	31.359	21.571	52.930	82.15	0.754	15:49:42.025	
4 -	31.690	21.384	53.074	81.93	0.898	15:50:35.099	
5 -	31.395	21.539	52.934	82.15	0.758	15:51:28.033	
6 -	31.074	21.138	52.212 (2)	83.28	0.036	15:52:20.245	
7 -	31.255	21.160	52.415	82.96	0.239	15:53:12.660	
8 -	31.166	21.702	52.868	82.25	0.692	15:54:05.528	
9 -	31.240	21.159	52.399	82.99	0.223	15:54:57.927	
10 -	30.978	21.198	52.176 (1)	83.34		15:55:50.103	
11 -	31.039	21.355	52.394 (3)	82.99	0.218	15:56:42.497	
12 -	31.291	21.224	52.515	82.80	0.339	15:57:35.012	

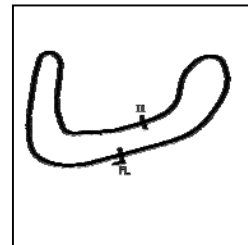
Weather / Track : Cloudy / Dry

Brands Hatch Indy
Circuit Length = 1.2079 miles
Start: 15:46 Flag 15:57 End: 15:58

BMCRC - MRO Championships 2020 - Rnd 1 @ Brands Hatch Indy

Reactive Parts MRO Powerbikes inc MSS Performance Clubman 1000

RACE 14 - SECTOR ANALYSIS



SECTOR 1 = FL to I1, SECTOR 2 = I1 to FL, DIFF = Difference To Personal Best Lap, P = Crossed Finish Line in Pit Lane, D = Time Disallowed

P4 99		Anthony JOHNSON		BMW S1000RR - Technical lifting service's		
IDEAL LAP TIME : 51.358		BEST LAP TIME : 51.684		DIFFERENCE : 0.326		
LAP	SECTOR 1	SECTOR 2	LAP TIME	MPH	DIFF	TIME OF DAY
1 -		22.228	1:02.194	69.91	10.510	15:47:57.841
2 -	32.148	22.080	54.228	80.19	2.544	15:48:52.069
3 -	31.480	21.880	53.360	81.49	1.676	15:49:45.429
4 -	31.980	21.880	53.860	80.73	2.176	15:50:39.289
5 -	31.279	21.201	52.480	82.86	0.796	15:51:31.769
6 -	31.261	21.426	52.687	82.53	1.003	15:52:24.456
7 -	31.366	21.456	52.822	82.32	1.138	15:53:17.278
8 -	30.880	21.266	52.146	83.39	0.462	15:54:09.424
9 -	30.582	21.102	51.684 (1)	84.13		15:55:01.108
10 -	31.211	21.243	52.454	82.90	0.770	15:55:53.562
11 -	30.726	21.170	51.896 (2)	83.79	0.212	15:56:45.458
12 -	31.139	20.776	51.915 (3)	83.76	0.231	15:57:37.373

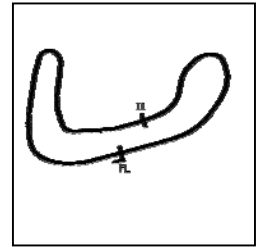
P5 119		Bob COLLINS		Suzuki GSXR 1000 - FWR.co.uk		
IDEAL LAP TIME : 52.718		BEST LAP TIME : 52.788		DIFFERENCE : 0.070		
LAP	SECTOR 1	SECTOR 2	LAP TIME	MPH	DIFF	TIME OF DAY
1 -		21.390	57.209	76.01	4.421	15:47:52.856
2 -	31.443	21.474	52.917 (3)	82.17	0.129	15:48:45.773
3 -	31.661	21.597	53.258	81.65	0.470	15:49:39.031
4 -	31.809	21.715	53.524	81.24	0.736	15:50:32.555
5 -	31.441	21.604	53.045	81.97	0.257	15:51:25.600
6 -	31.432	21.570	53.002	82.04	0.214	15:52:18.602
7 -	31.587	21.636	53.223	81.70	0.435	15:53:11.825
8 -	31.806	21.809	53.615	81.10	0.827	15:54:05.440
9 -	32.098	21.369	53.467	81.33	0.679	15:54:58.907
10 -	32.051	21.505	53.556	81.19	0.768	15:55:52.463
11 -	31.465	21.401	52.866 (2)	82.25	0.078	15:56:45.329
12 -	31.502	21.286	52.788 (1)	82.37		15:57:38.117

P6 711		Ritchie THORNTON		Kawasaki ZX10R - Team 71		
IDEAL LAP TIME : 52.478		BEST LAP TIME : 52.478		DIFFERENCE : 0.000		
LAP	SECTOR 1	SECTOR 2	LAP TIME	MPH	DIFF	TIME OF DAY
1 -		21.474	58.128	74.81	5.650	15:47:53.775
2 -	32.016	21.536	53.552	81.20	1.074	15:48:47.327
3 -	31.997	21.548	53.545	81.21	1.067	15:49:40.872
4 -	31.813	21.601	53.414	81.41	0.936	15:50:34.286
5 -	31.976	21.568	53.544	81.21	1.066	15:51:27.830
6 -	31.822	21.572	53.394	81.44	0.916	15:52:21.224
7 -	31.685	21.353	53.038	81.99	0.560	15:53:14.262
8 -	31.439	21.319	52.758 (3)	82.42	0.280	15:54:07.020
9 -	31.712	21.259	52.971	82.09	0.493	15:54:59.991
10 -	32.349	21.446	53.795	80.83	1.317	15:55:53.786
11 -	31.358	21.304	52.662 (2)	82.57	0.184	15:56:46.448
12 -	31.348	21.130	52.478 (1)	82.86		15:57:38.926

BMCRC - MRO Championships 2020 - Rnd 1 @ Brands Hatch Indy

Reactive Parts MRO Powerbikes inc MSS Performance Clubman 1000

RACE 14 - SECTOR ANALYSIS



SECTOR 1 = FL to I1, SECTOR 2 = I1 to FL, DIFF = Difference To Personal Best Lap, P = Crossed Finish Line in Pit Lane, D = Time Disallowed

P7 71 Tom NORTON		Suzuki GSXR 1000 - Mike Newman Haulage				
IDEAL LAP TIME : 52.353		BEST LAP TIME : 52.400		DIFFERENCE : 0.047		
LAP	SECTOR 1	SECTOR 2	LAP TIME	MPH	DIFF	TIME OF DAY
1 -		21.958	1:00.924	71.37	8.524	15:47:56.571
2 -	32.647	22.033	54.680	79.52	2.280	15:48:51.251
3 -	32.155	21.734	53.889	80.69	1.489	15:49:45.140
4 -	32.028	21.343	53.371	81.47	0.971	15:50:38.511
5 -	31.339	21.384	52.723 (2)	82.48	0.323	15:51:31.234
6 -	31.628	21.412	53.040	81.98	0.640	15:52:24.274
7 -	31.367	21.544	52.911	82.18	0.511	15:53:17.185
8 -	31.380	21.020	52.400 (1)	82.98		15:54:09.585
9 -	31.561	21.507	53.068	81.94	0.668	15:55:02.653
10 -	31.333	21.434	52.767 (3)	82.41	0.367	15:55:55.420
11 -	31.658	21.330	52.988	82.06	0.588	15:56:48.408
12 -	31.700	21.353	53.053	81.96	0.653	15:57:41.461

P8 16 Glenn WALSH		BMW S1000RR - Walters Medical				
IDEAL LAP TIME : 52.913		BEST LAP TIME : 52.913		DIFFERENCE : 0.000		
LAP	SECTOR 1	SECTOR 2	LAP TIME	MPH	DIFF	TIME OF DAY
1 -		21.888	1:00.286	72.13	7.373	15:47:55.933
2 -	31.869	21.739	53.608	81.11	0.695	15:48:49.541
3 -	31.490	21.423	52.913 (1)	82.18		15:49:42.454
4 -	31.660	21.729	53.389	81.45	0.476	15:50:35.843
5 -	31.657	21.452	53.109 (2)	81.88	0.196	15:51:28.952
6 -	31.662	21.658	53.320	81.55	0.407	15:52:22.272
7 -	31.672	21.791	53.463	81.33	0.550	15:53:15.735
8 -	31.765	21.857	53.622	81.09	0.709	15:54:09.357
9 -	31.679	21.551	53.230 (3)	81.69	0.317	15:55:02.587
10 -	31.896	21.883	53.779	80.86	0.866	15:55:56.366
11 -	31.617	21.675	53.292	81.59	0.379	15:56:49.658
12 -	31.599	21.733	53.332	81.53	0.419	15:57:42.990

P9 177 C Ryan WARRINGTON		Kawasaki ZX10R - RWC				
IDEAL LAP TIME : 52.567		BEST LAP TIME : 52.723		DIFFERENCE : 0.156		
LAP	SECTOR 1	SECTOR 2	LAP TIME	MPH	DIFF	TIME OF DAY
1 -		22.046	1:01.248	70.99	8.525	15:47:56.895
2 -	32.475	22.631	55.106	78.91	2.383	15:48:52.001
3 -	31.870	22.192	54.062	80.43	1.339	15:49:46.063
4 -	31.672	21.901	53.573	81.17	0.850	15:50:39.636
5 -	32.084	21.680	53.764	80.88	1.041	15:51:33.400
6 -	31.459	21.450	52.909	82.19	0.186	15:52:26.309
7 -	31.585	21.437	53.022	82.01	0.299	15:53:19.331
8 -	31.385	21.376	52.761 (2)	82.42	0.038	15:54:12.092
9 -	31.884	21.415	53.299	81.58	0.576	15:55:05.391
10 -	31.303	21.559	52.862 (3)	82.26	0.139	15:55:58.253
11 -	31.718	21.367	53.085	81.91	0.362	15:56:51.338
12 -	31.459	21.264	52.723 (1)	82.48		15:57:44.061

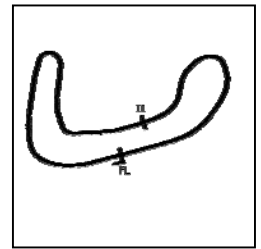
Weather / Track : Cloudy / Dry

Brands Hatch Indy
Circuit Length = 1.2079 miles
Start: 15:46 Flag 15:57 End: 15:58

BMCRC - MRO Championships 2020 - Rnd 1 @ Brands Hatch Indy

Reactive Parts MRO Powerbikes inc MSS Performance Clubman 1000

RACE 14 - SECTOR ANALYSIS



SECTOR 1 = FL to I1, SECTOR 2 = I1 to FL, DIFF = Difference To Personal Best Lap, P = Crossed Finish Line in Pit Lane, D = Time Disallowed

P10		9 C		Luke DIXON		BMW S1000RR -	
IDEAL LAP TIME : 52.487		BEST LAP TIME : 52.518		DIFFERENCE : 0.031			
LAP	SECTOR 1	SECTOR 2	LAP TIME	MPH	DIFF	TIME OF DAY	
1 -		22.184	1:02.615	69.44	10.097	15:47:58.262	
2 -	32.583	21.446	54.029	80.48	1.511	15:48:52.291	
3 -	31.952	22.375	54.327	80.04	1.809	15:49:46.618	
4 -	31.924	21.630	53.554	81.20	1.036	15:50:40.172	
5 -	32.087	21.584	53.671	81.02	1.153	15:51:33.843	
6 -	32.445	21.511	53.956	80.59	1.438	15:52:27.799	
7 -	31.727	21.140	52.867 (3)	82.25	0.349	15:53:20.666	
8 -	31.563	21.242	52.805 (2)	82.35	0.287	15:54:13.471	
9 -	31.566	21.304	52.870	82.25	0.352	15:55:06.341	
10 -	31.577	21.356	52.933	82.15	0.415	15:55:59.274	
11 -	31.863	21.302	53.165	81.79	0.647	15:56:52.439	
12 -	31.347	21.171	52.518 (1)	82.80		15:57:44.957	

P11		44		Nicky WILSON		Suzuki GSXR 1000 - Demon GP/Haslemere Motorcycles	
IDEAL LAP TIME : 53.029		BEST LAP TIME : 53.263		DIFFERENCE : 0.234			
LAP	SECTOR 1	SECTOR 2	LAP TIME	MPH	DIFF	TIME OF DAY	
1 -		22.107	1:00.213	72.21	6.950	15:47:55.860	
2 -	32.953	21.958	54.911	79.19	1.648	15:48:50.771	
3 -	31.955	21.465	53.420 (3)	81.40	0.157	15:49:44.191	
4 -	31.564	21.699	53.263 (1)	81.64		15:50:37.454	
5 -	31.848	21.634	53.482	81.30	0.219	15:51:30.936	
6 -	31.756	21.512	53.268 (2)	81.63	0.005	15:52:24.204	
7 -	32.192	21.790	53.982	80.55	0.719	15:53:18.186	
8 -	31.988	21.773	53.761	80.88	0.498	15:54:11.947	
9 -	32.433	21.841	54.274	80.12	1.011	15:55:06.221	
10 -	32.316	21.867	54.183	80.25	0.920	15:56:00.404	
11 -	32.286	22.666	54.952	79.13	1.689	15:56:55.356	
12 -	32.897	22.118	55.015	79.04	1.752	15:57:50.371	

P12		17		Philip BAKER		BMW S1000RR - Dickie Donna & Malcom Sausage, J10 electric	
IDEAL LAP TIME : 52.140		BEST LAP TIME : 52.270		DIFFERENCE : 0.130			
LAP	SECTOR 1	SECTOR 2	LAP TIME	MPH	DIFF	TIME OF DAY	
1 -		23.518	1:05.082	66.81	12.812	15:48:00.729	
2 -	33.542	22.973	56.515	76.94	4.245	15:48:57.244	
3 -	33.216	22.647	55.863	77.84	3.593	15:49:53.107	
4 -	32.998	22.548	55.546	78.28	3.276	15:50:48.653	
5 -	32.463	22.369	54.832	79.30	2.562	15:51:43.485	
6 -	32.591	21.684	54.275	80.12	2.005	15:52:37.760	
7 -	31.392	21.570	52.962	82.10	0.692	15:53:30.722	
8 -	31.154	21.505	52.659 (3)	82.58	0.389	15:54:23.381	
9 -	31.270	21.965	53.235	81.68	0.965	15:55:16.616	
10 -	30.969	21.522	52.491 (2)	82.84	0.221	15:56:09.107	
11 -	31.302	21.421	52.723	82.48	0.453	15:57:01.830	
12 -	31.099	21.171	52.270 (1)	83.19		15:57:54.100	

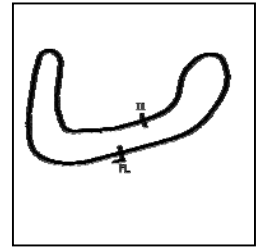
Weather / Track : Cloudy / Dry

Brands Hatch Indy
Circuit Length = 1.2079 miles
Start: 15:46 Flag 15:57 End: 15:58

BMCRC - MRO Championships 2020 - Rnd 1 @ Brands Hatch Indy

Reactive Parts MRO Powerbikes inc MSS Performance Clubman 1000

RACE 14 - SECTOR ANALYSIS



SECTOR 1 = FL to I1, SECTOR 2 = I1 to FL, DIFF = Difference To Personal Best Lap, P = Crossed Finish Line in Pit Lane, D = Time Disallowed

P13 88 C		Scott HALLIDAY		Suzuki GSXR 1000 - Performance fitness gym		
IDEAL LAP TIME : 53.992		BEST LAP TIME : 54.077		DIFFERENCE : 0.085		
LAP	SECTOR 1	SECTOR 2	LAP TIME	MPH	DIFF	TIME OF DAY
1 -		22.171	1:00.092	72.36	6.015	15:47:55.739
2 -	32.864	22.066	54.930	79.16	0.853	15:48:50.669
3 -	32.554	21.788	54.342 (3)	80.02	0.265	15:49:45.011
4 -	32.204	22.006	54.210 (2)	80.21	0.133	15:50:39.221
5 -	32.244	21.833	54.077 (1)	80.41		15:51:33.298
6 -	32.706	22.809	55.515	78.33	1.438	15:52:28.813
7 -	32.484	22.134	54.618	79.61	0.541	15:53:23.431
8 -	32.712	21.938	54.650	79.57	0.573	15:54:18.081
9 -	33.082	22.281	55.363	78.54	1.286	15:55:13.444
10 -	32.829	22.679	55.508	78.34	1.431	15:56:08.952
11 -	32.675	22.262	54.937	79.15	0.860	15:57:03.889
12 -	32.767	22.266	55.033	79.01	0.956	15:57:58.922

P14 83 C		Jason SIGGS		Yamaha R1 - J Siggs Construction		
IDEAL LAP TIME : 53.827		BEST LAP TIME : 54.007		DIFFERENCE : 0.180		
LAP	SECTOR 1	SECTOR 2	LAP TIME	MPH	DIFF	TIME OF DAY
1 -		22.746	1:02.733	69.31	8.726	15:47:58.380
2 -	33.277	22.330	55.607	78.20	1.600	15:48:53.987
3 -	32.274	21.919	54.193	80.24	0.186	15:49:48.180
4 -	32.426	21.868	54.294	80.09	0.287	15:50:42.474
5 -	32.703	22.300	55.003	79.06	0.996	15:51:37.477
6 -	33.018	22.156	55.174	78.81	1.167	15:52:32.651
7 -	32.335	21.717	54.052 (2)	80.45	0.045	15:53:26.703
8 -	32.110	21.942	54.052 (2)	80.45	0.045	15:54:20.755
9 -	32.181	21.826	54.007 (1)	80.51		15:55:14.762
10 -	32.490	21.942	54.432	79.89	0.425	15:56:09.194
11 -	32.933	22.285	55.218	78.75	1.211	15:57:04.412
12 -	32.620	22.015	54.635	79.59	0.628	15:57:59.047

P15 35 C		Robert CRESSWELL		Kawasaki ZX10R - ODDJOBROB Racing		
IDEAL LAP TIME : 54.239		BEST LAP TIME : 54.350		DIFFERENCE : 0.111		
LAP	SECTOR 1	SECTOR 2	LAP TIME	MPH	DIFF	TIME OF DAY
1 -		22.499	1:02.090	70.03	7.740	15:47:57.737
2 -	33.344	21.965	55.309	78.62	0.959	15:48:53.046
3 -	32.502	21.996	54.498 (2)	79.79	0.148	15:49:47.544
4 -	32.590	22.118	54.708	79.48	0.358	15:50:42.252
5 -	32.615	22.313	54.928	79.16	0.578	15:51:37.180
6 -	33.052	22.336	55.388	78.51	1.038	15:52:32.568
7 -	32.620	22.056	54.676	79.53	0.326	15:53:27.244
8 -	32.576	22.187	54.763	79.40	0.413	15:54:22.007
9 -	32.449	22.279	54.728	79.45	0.378	15:55:16.735
10 -	32.526	22.103	54.629 (3)	79.60	0.279	15:56:11.364
11 -	32.650	22.089	54.739	79.44	0.389	15:57:06.103
12 -	32.274	22.076	54.350 (1)	80.01		15:58:00.453

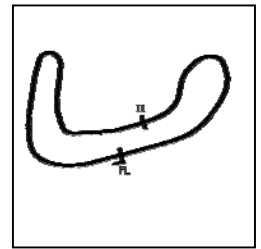
Weather / Track : Cloudy / Dry

Brands Hatch Indy
Circuit Length = 1.2079 miles
Start: 15:46 Flag 15:57 End: 15:58

BMCRC - MRO Championships 2020 - Rnd 1 @ Brands Hatch Indy

Reactive Parts MRO Powerbikes inc MSS Performance Clubman 1000

RACE 14 - SECTOR ANALYSIS



SECTOR 1 = FL to I1, SECTOR 2 = I1 to FL, DIFF = Difference To Personal Best Lap, P = Crossed Finish Line in Pit Lane, D = Time Disallowed

P16 15		Mariusz SIEMIENIUK-JUZWIUK		BMW S 1000 RR - BELMONT AUTO SERVICE		
IDEAL LAP TIME : 53.982		BEST LAP TIME : 54.436		DIFFERENCE : 0.454		
LAP	SECTOR 1	SECTOR 2	LAP TIME	MPH	DIFF	TIME OF DAY
1 -		22.384	1:03.057	68.96	8.621	15:47:58.704
2 -	35.041	22.454	57.495	75.63	3.059	15:48:56.199
3 -	34.088	22.186	56.274	77.27	1.838	15:49:52.473
4 -	33.491	21.981	55.472	78.39	1.036	15:50:47.945
5 -	33.230	22.455	55.685	78.09	1.249	15:51:43.630
6 -	33.553	21.395	54.948	79.14	0.512	15:52:38.578
7 -	32.639	21.894	54.533 (2)	79.74	0.097	15:53:33.111
8 -	33.198	22.137	55.335	78.58	0.899	15:54:28.446
9 -	32.587	22.113	54.700	79.49	0.264	15:55:23.146
10 -	32.660	21.776	54.436 (1)	79.88		15:56:17.582
11 -	32.829	21.928	54.757	79.41	0.321	15:57:12.339
12 -	32.793	21.852	54.645 (3)	79.57	0.209	15:58:06.984

P17 24		Alan SMITH		Kawasaki ZX10R - Orwells Mcs		
IDEAL LAP TIME : 54.084		BEST LAP TIME : 54.339		DIFFERENCE : 0.255		
LAP	SECTOR 1	SECTOR 2	LAP TIME	MPH	DIFF	TIME OF DAY
1 -		23.100	1:05.608	66.28	11.269	15:48:01.255
2 -	34.316	22.339	56.655	76.75	2.316	15:48:57.910
3 -	33.369	22.411	55.780	77.95	1.441	15:49:53.690
4 -	33.113	22.582	55.695	78.07	1.356	15:50:49.385
5 -	32.969	22.368	55.337	78.58	0.998	15:51:44.722
6 -	33.179	22.050	55.229	78.73	0.890	15:52:39.951
7 -	32.677	22.134	54.811	79.33	0.472	15:53:34.762
8 -	32.578	21.761	54.339 (1)	80.02		15:54:29.101
9 -	32.323	22.085	54.408 (3)	79.92	0.069	15:55:23.509
10 -	32.637	22.357	54.994	79.07	0.655	15:56:18.503
11 -	32.338	22.038	54.376 (2)	79.97	0.037	15:57:12.879
12 -	32.938	22.187	55.125	78.88	0.786	15:58:08.004

P18 212		Oily SAVAGE		Yamaha R1 - Jock Properties Ltd		
IDEAL LAP TIME : 53.873		BEST LAP TIME : 53.873		DIFFERENCE : 0.000		
LAP	SECTOR 1	SECTOR 2	LAP TIME	MPH	DIFF	TIME OF DAY
1 -		22.388	1:03.800	68.15	9.927	15:47:59.447
2 -	33.889	22.307	56.196	77.38	2.323	15:48:55.643
3 -	33.202	22.618	55.820	77.90	1.947	15:49:51.463
4 -	33.355	22.266	55.621	78.18	1.748	15:50:47.084
5 -	33.470	22.374	55.844	77.87	1.971	15:51:42.928
6 -	33.336	21.929	55.265	78.68	1.392	15:52:38.193
7 -	32.617	22.213	54.830 (3)	79.31	0.957	15:53:33.023
8 -	32.982	22.583	55.565	78.26	1.692	15:54:28.588
9 -	33.685	22.634	56.319	77.21	2.446	15:55:24.907
10 -	32.803	22.019	54.822 (2)	79.32	0.949	15:56:19.729
11 -	32.822	22.142	54.964	79.11	1.091	15:57:14.693
12 -	32.463	21.410	53.873 (1)	80.71		15:58:08.566

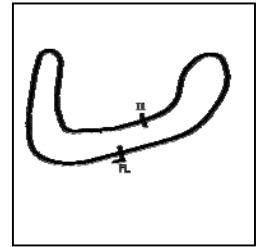
Weather / Track : Cloudy / Dry

Brands Hatch Indy
Circuit Length = 1.2079 miles
Start: 15:46 Flag 15:57 End: 15:58

BMCRC - MRO Championships 2020 - Rnd 1 @ Brands Hatch Indy

Reactive Parts MRO Powerbikes inc MSS Performance Clubman 1000

RACE 14 - SECTOR ANALYSIS



SECTOR 1 = FL to I1, SECTOR 2 = I1 to FL, DIFF = Difference To Personal Best Lap, P = Crossed Finish Line in Pit Lane, D = Time Disallowed

P19 8		John COUGHLAN		Aprilia RSV4RF - BIKERSWORLD		
IDEAL LAP TIME : 54.301		BEST LAP TIME : 54.301		DIFFERENCE : 0.000		
LAP	SECTOR 1	SECTOR 2	LAP TIME	MPH	DIFF	TIME OF DAY
1 -		23.109	1:04.503	67.41	10.202	15:48:00.150
2 -	34.059	22.539	56.598	76.83	2.297	15:48:56.748
3 -	33.183	22.405	55.588	78.22	1.287	15:49:52.336
4 -	33.220	22.240	55.460	78.40	1.159	15:50:47.796
5 -	33.165	22.324	55.489	78.36	1.188	15:51:43.285
6 -	34.135	21.970	56.105	77.50	1.804	15:52:39.390
7 -	33.074	22.054	55.128	78.88	0.827	15:53:34.518
8 -	32.804	22.443	55.247	78.71	0.946	15:54:29.765
9 -	32.823	22.450	55.273	78.67	0.972	15:55:25.038
10 -	33.178	21.727	54.905 (3)	79.20	0.604	15:56:19.943
11 -	32.808	22.070	54.878 (2)	79.24	0.577	15:57:14.821
12 -	32.669	21.632	54.301 (1)	80.08		15:58:09.122

P20 50 C		Dan WELFORD		Suzuki GSXR 1000 - SEG Sussex Electric Gates/ Vistec system		
IDEAL LAP TIME : 55.397		BEST LAP TIME : 55.567		DIFFERENCE : 0.170		
LAP	SECTOR 1	SECTOR 2	LAP TIME	MPH	DIFF	TIME OF DAY
1 -		23.478	1:05.527	66.36	9.960	15:48:01.174
2 -	33.900	22.525	56.425	77.06	0.858	15:48:57.599
3 -	33.443	22.497	55.940	77.73	0.373	15:49:53.539
4 -	32.983	22.745	55.728 (2)	78.03	0.161	15:50:49.267
5 -	33.324	22.602	55.926	77.75	0.359	15:51:45.193
6 -	33.491	22.414	55.905 (3)	77.78	0.338	15:52:41.098
7 -	33.104	22.463	55.567 (1)	78.25		15:53:36.665
8 -	33.410	22.633	56.043	77.59	0.476	15:54:32.708
9 -	33.714	22.713	56.427	77.06	0.860	15:55:29.135
10 -	33.851	22.994	56.845	76.49	1.278	15:56:25.980
11 -	33.652	22.509	56.161	77.43	0.594	15:57:22.141
12 -	34.014	22.782	56.796	76.56	1.229	15:58:18.937

P21 646 C		Sukhminder RAI		Yamaha R1 - Asian Sensation		
IDEAL LAP TIME : 54.790		BEST LAP TIME : 54.790		DIFFERENCE : 0.000		
LAP	SECTOR 1	SECTOR 2	LAP TIME	MPH	DIFF	TIME OF DAY
1 -		23.709	1:07.033	64.87	12.243	15:48:02.680
2 -	34.414	22.728	57.142	76.10	2.352	15:48:59.822
3 -	34.050	22.569	56.619	76.80	1.829	15:49:56.441
4 -	33.692	22.408	56.100	77.51	1.310	15:50:52.541
5 -	33.619	22.435	56.054	77.57	1.264	15:51:48.595
6 -	33.459	22.542	56.001	77.65	1.211	15:52:44.596
7 -	33.588	22.543	56.131	77.47	1.341	15:53:40.727
8 -	33.658	22.510	56.168	77.42	1.378	15:54:36.895
9 -	33.278	22.460	55.738 (2)	78.01	0.948	15:55:32.633
10 -	33.675	22.476	56.151	77.44	1.361	15:56:28.784
11 -	33.488	22.380	55.868 (3)	77.83	1.078	15:57:24.652
12 -	32.780	22.010	54.790 (1)	79.36		15:58:19.442

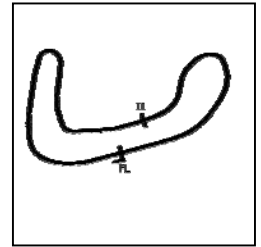
Weather / Track : Cloudy / Dry

Brands Hatch Indy
Circuit Length = 1.2079 miles
Start: 15:46 Flag 15:57 End: 15:58

BMCRC - MRO Championships 2020 - Rnd 1 @ Brands Hatch Indy

Reactive Parts MRO Powerbikes inc MSS Performance Clubman 1000

RACE 14 - SECTOR ANALYSIS



SECTOR 1 = FL to I1, SECTOR 2 = I1 to FL, DIFF = Difference To Personal Best Lap, P = Crossed Finish Line in Pit Lane, D = Time Disallowed

P22 6		Dan SHAILER		Yamaha R1 - McShailer Racing		
IDEAL LAP TIME : 58.173		BEST LAP TIME : 58.318		DIFFERENCE : 0.145		
LAP	SECTOR 1	SECTOR 2	LAP TIME	MPH	DIFF	TIME OF DAY
1 -		24.509	1:08.128	63.82	9.810	15:48:03.775
2 -	35.363	23.998	59.361	73.25	1.043	15:49:03.136
3 -	35.714	23.776	59.490	73.09	1.172	15:50:02.626
4 -	35.052	23.666	58.718 (2)	74.05	0.400	15:51:01.344
5 -	35.110	24.054	59.164	73.50	0.846	15:52:00.508
6 -	35.309	24.069	59.378	73.23	1.060	15:52:59.886
7 -	35.326	23.875	59.201	73.45	0.883	15:53:59.087
8 -	34.775	23.543	58.318 (1)	74.56		15:54:57.405
9 -	35.257	23.609	58.866	73.87	0.548	15:55:56.271
10 -	35.248	23.555	58.803	73.95	0.485	15:56:55.074
11 -	35.369	23.398	58.767 (3)	73.99	0.449	15:57:53.841

P23 139		Shane SMITH		Honda CBR1000 SP1 - Ridemoto.com		
IDEAL LAP TIME : 57.128		BEST LAP TIME : 57.128		DIFFERENCE : 0.000		
LAP	SECTOR 1	SECTOR 2	LAP TIME	MPH	DIFF	TIME OF DAY
1 -		23.812	1:08.476	63.50	11.348	15:48:04.123
2 -	35.877	23.388	59.265 (3)	73.37	2.137	15:49:03.388
3 -	35.869	23.277	59.146 (2)	73.52	2.018	15:50:02.534
4 -	34.614	22.514	57.128 (1)	76.12		15:50:59.662
5 -	35.948	23.466	59.414	73.19	2.286	15:51:59.076
6 -	36.702	23.845	1:00.547	71.82	3.419	15:52:59.623

P24 76		Jason BYARD		Suzuki GSXR - May Construction		
IDEAL LAP TIME : 59.000		BEST LAP TIME : 59.243		DIFFERENCE : 0.243		
LAP	SECTOR 1	SECTOR 2	LAP TIME	MPH	DIFF	TIME OF DAY
1 -		24.387	1:08.694	63.30	9.451	15:48:04.341
2 -	36.217	23.341	59.558 (3)	73.01	0.315	15:49:03.899
3 -	35.850	23.393	59.243 (1)	73.40		15:50:03.142
4 -	35.659	23.653	59.312 (2)	73.31	0.069	15:51:02.454
5 -	36.041	24.191	1:00.232	72.19	0.989	15:52:02.686

P25 98		Rick DICKINSON		BMW S1000RR - MotorcycleRaceParts.co.uk		
IDEAL LAP TIME : 58.892		BEST LAP TIME : 58.922		DIFFERENCE : 0.030		
LAP	SECTOR 1	SECTOR 2	LAP TIME	MPH	DIFF	TIME OF DAY
1 -		23.258	1:06.575	65.31	7.653	15:48:02.222
2 -	35.667	23.255	58.922 (1)	73.80		15:49:01.144
3 -	35.683	23.413	59.096 (2)	73.58	0.174	15:50:00.240
4 -	35.637	23.539	59.176 (3)	73.48	0.254	15:50:59.416

Weather / Track : Cloudy / Dry

Brands Hatch Indy
Circuit Length = 1.2079 miles
Start: 15:46 Flag 15:57 End: 15:58

BMCRC - MRO Championships 2020 - Rnd 1 @ Brands Hatch Indy

Reactive Parts MRO Powerbikes inc MSS Performance Clubman 1000

RACE 14 - BEST SECTORS

SECTOR 1			SECTOR 2			IDEAL / BEST COMPARISON						
POS	NO	NAME	TIME	NO	NAME	TIME	POS	NO	NAME	IDEAL	BEST	DIFF
									PERFECT LAP	51.111		
1	2	BAKER	30.391	2	BAKER	20.720	1	2	BAKER	51.111	51.111	0.000
2	39	MORGAN	30.404	99	JOHNSON	20.776	2	39	MORGAN	51.291	51.291	0.000
3	99	JOHNSON	30.582	39	MORGAN	20.887	3	99	JOHNSON	51.358	51.684	0.326
4	17	BAKER	30.969	71	NORTON	21.020	4	29	BRIDGER	52.116	52.176	0.060
5	29	BRIDGER	30.978	711	THORNTON	21.130	5	17	BAKER	52.140	52.270	0.130
6	177	WARRINGTON	31.303	29	BRIDGER	21.138	6	71	NORTON	52.353	52.400	0.047
7	71	NORTON	31.333	9	DIXON	21.140	7	711	THORNTON	52.478	52.478	0.000
8	9	DIXON	31.347	17	BAKER	21.171	8	9	DIXON	52.487	52.518	0.031
9	711	THORNTON	31.348	177	WARRINGTON	21.264	9	177	WARRINGTON	52.567	52.723	0.156
10	119	COLLINS	31.432	119	COLLINS	21.286	10	119	COLLINS	52.718	52.788	0.070
11	16	WALSH	31.490	15	SIEMIENIUK-JUZWIUK	21.395	11	16	WALSH	52.913	52.913	0.000
12	44	WILSON	31.564	212	SAVAGE	21.410	12	44	WILSON	53.029	53.263	0.234
13	83	SIGGS	32.110	16	WALSH	21.423	13	83	SIGGS	53.827	54.007	0.180
14	88	HALLIDAY	32.204	44	WILSON	21.465	14	212	SAVAGE	53.873	53.873	0.000
15	35	CRESSWELL	32.274	8	COUGHLAN	21.632	15	15	SIEMIENIUK-JUZWIUK	53.982	54.436	0.454
16	24	SMITH	32.323	83	SIGGS	21.717	16	88	HALLIDAY	53.992	54.077	0.085
17	212	SAVAGE	32.463	24	SMITH	21.761	17	24	SMITH	54.084	54.339	0.255
18	15	SIEMIENIUK-JUZWIUK	32.587	88	HALLIDAY	21.788	18	35	CRESSWELL	54.239	54.350	0.111
19	8	COUGHLAN	32.669	35	CRESSWELL	21.965	19	8	COUGHLAN	54.301	54.301	0.000
20	646	RAI	32.780	646	RAI	22.010	20	646	RAI	54.790	54.790	0.000
21	50	WELFORD	32.983	50	WELFORD	22.414	21	50	WELFORD	55.397	55.567	0.170
22	139	SMITH	34.614	139	SMITH	22.514	22	139	SMITH	57.128	57.128	0.000
23	6	SHAILER	34.775	98	DICKINSON	23.255	23	6	SHAILER	58.173	58.318	0.145
24	98	DICKINSON	35.637	76	BYARD	23.341	24	98	DICKINSON	58.892	58.922	0.030
25	76	BYARD	35.659	6	SHAILER	23.398	25	76	BYARD	59.000	59.243	0.243
26												

Weather / Track : Cloudy / Dry

Results can be found at www.tsl-timing.com

Brands Hatch Indy
Circuit Length = 1.2079 miles
Start: 15:46 Flag 15:57 End: 15:58

Printed - 16:03 Sunday, 08 March 2020

BMCRC - MRO Championships 2020 - Rnd 1 @ Brands Hatch Indy

Reactive Parts MRO Powerbikes inc MSS Performance Clubman 1000

RACE 14 - STATISTICS

Competitors Started 25
Planned Start 2020-03-08 @ 15:20:00.000
Actual Start 2020-03-08 @ 15:46:55.646
Finish Time 2020-03-08 @ 15:57:25.680
Track Length 1.2079mi.
Total Laps 278
Total Distance Covered 335.8088mi.

Session Fastest Lap History

NO	CL	NAME	LAP TIME	TIME OF DAY	LAP	VEHICLE
119		Bob COLLINS	52.917	15:48:45.790	2	Suzuki GSXR 1000
2		Peter BAKER	51.886	15:49:40.246	3	Kawasaki ZX10R
2		Peter BAKER	51.781	15:50:32.026	4	Kawasaki ZX10R
2		Peter BAKER	51.485	15:51:23.511	5	Kawasaki ZX10R
2		Peter BAKER	51.461	15:53:06.644	7	Kawasaki ZX10R
2		Peter BAKER	51.111	15:54:50.108	9	Kawasaki ZX10R

Session Leader History

NO	CL	NAME	FROM LAP	LAPS LED	DISTANCE	VEHICLE
119		Bob COLLINS	1	3	3.62 miles	Suzuki GSXR 1000
2		Peter BAKER	4	9	10.87 miles	Kawasaki ZX10R

Flag History

TYPE	TIME OF DAY
GREEN	15:46:55.646
FINISH	15:57:25.680

Flag Statistics

TYPE	COUNT	TOTAL LAPS	TOTAL TIME
Green	1	12	11:28.839
Red	0	0	0.000
Safety Car	0	0	0.000
FCY	0	0	0.000

Weather / Track : Cloudy / Dry

BMCRC - MRO Championships 2020 - Rnd 1 @ Brands Hatch Indy

Reactive Parts MRO Powerbikes inc MSS Performance Clubman 1000

RACE 14 - STATISTICS

CLASS :

18 Starters

Fastest Lap History

NO	NAME	LAP TIME	TIME OF DAY	LAP	VEHICLE
119	Bob COLLINS	52.917	15:48:45.790	2	Suzuki GSXR 1000
2	Peter BAKER	51.886	15:49:40.246	3	Kawasaki ZX10R
2	Peter BAKER	51.781	15:50:32.026	4	Kawasaki ZX10R
2	Peter BAKER	51.485	15:51:23.511	5	Kawasaki ZX10R
2	Peter BAKER	51.461	15:53:06.644	7	Kawasaki ZX10R
2	Peter BAKER	51.111	15:54:50.108	9	Kawasaki ZX10R

Leader History

NO	NAME	FROM LAP	LAPS LED	DISTANCE	VEHICLE
119	Bob COLLINS	1	3	3.62 miles	Suzuki GSXR 1000
2	Peter BAKER	4	9	10.87 miles	Kawasaki ZX10R

Weather / Track : Cloudy / Dry

Results can be found at www.tsl-timing.com

Page 2 of 3

Brands Hatch Indy
Circuit Length = 1.2079 miles
Start: 15:46 Flag 15:57 End: 15:58

Printed - 16:03 Sunday, 08 March 2020

BMCRC - MRO Championships 2020 - Rnd 1 @ Brands Hatch Indy

Reactive Parts MRO Powerbikes inc MSS Performance Clubman 1000

RACE 14 - STATISTICS

CLASS : C

7 Starters

Fastest Lap History

NO	NAME	LAP TIME	TIME OF DAY	LAP	VEHICLE
88	Scott HALLIDAY	54.930	15:48:50.681	2	Suzuki GSXR 1000
9	Luke DIXON	54.029	15:48:52.316	2	BMW S1000RR
177	Ryan WARRINGTON	53.573	15:50:39.646	4	Kawasaki ZX10R
9	Luke DIXON	53.554	15:50:40.196	4	BMW S1000RR
177	Ryan WARRINGTON	52.909	15:52:26.318	6	Kawasaki ZX10R
9	Luke DIXON	52.867	15:53:20.690	7	BMW S1000RR
177	Ryan WARRINGTON	52.761	15:54:12.101	8	Kawasaki ZX10R
177	Ryan WARRINGTON	52.723	15:57:44.071	12	Kawasaki ZX10R
9	Luke DIXON	52.518	15:57:44.982	12	BMW S1000RR

Leader History

NO	NAME	FROM LAP	LAPS LED	DISTANCE	VEHICLE
88	Scott HALLIDAY	1	5	6.03 miles	Suzuki GSXR 1000
177	Ryan WARRINGTON	6	7	8.45 miles	Kawasaki ZX10R

Weather / Track : Cloudy / Dry

Results can be found at www.tsl-timing.com

Page 3 of 3

Brands Hatch Indy
Circuit Length = 1.2079 miles
Start: 15:46 Flag 15:57 End: 15:58

Printed - 16:03 Sunday, 08 March 2020

BMCRC-MRO Championships 2020



RKB-F1

MOTORSPORT

RKB - BMCRC F1 & F2 SIDECARS

Brands Hatch Indy Circuit

7th / 8th March 2020



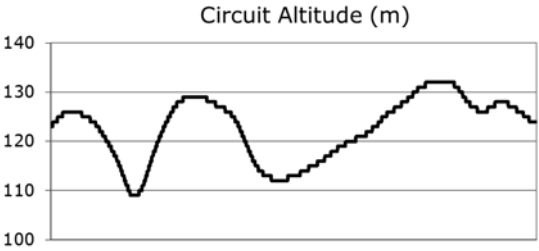
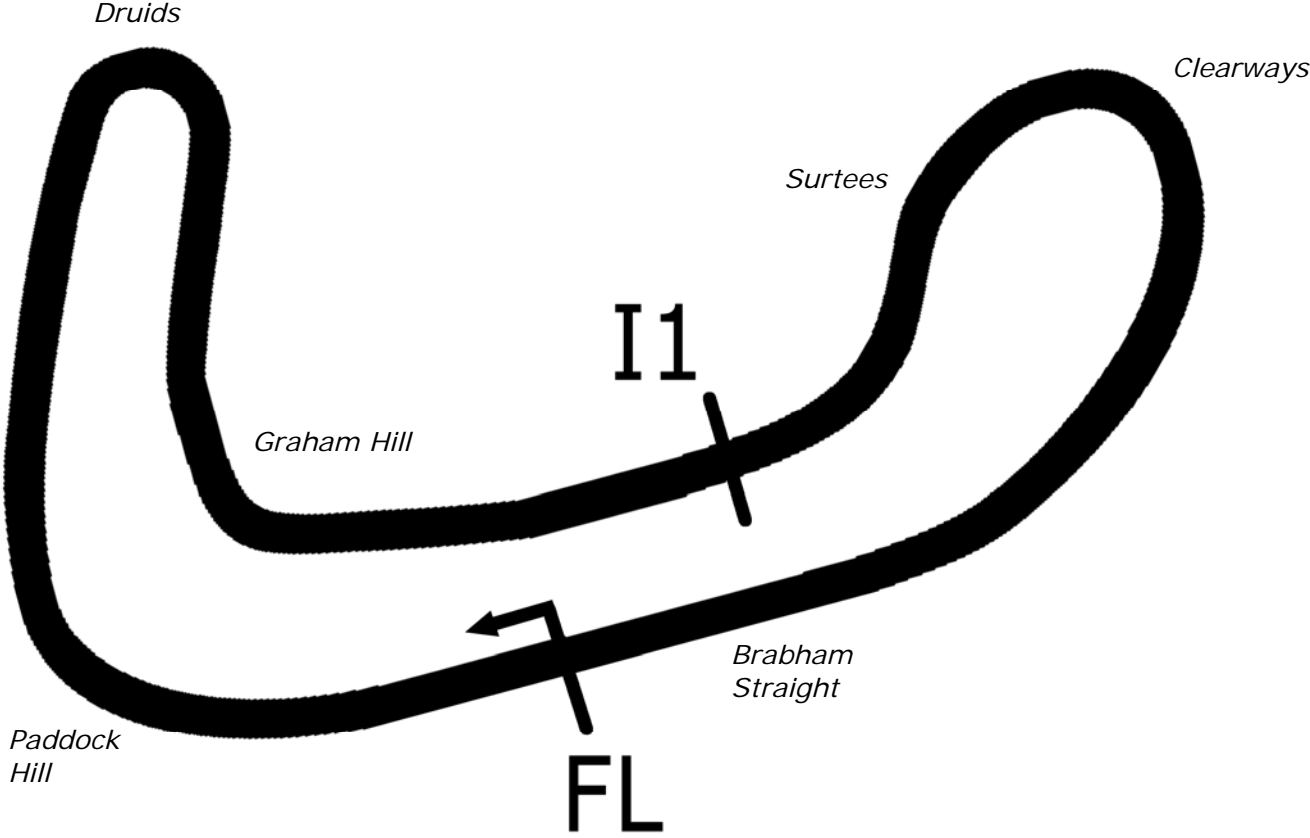
Results Provided by Timing Solutions Ltd
www.tsl-timing.com

Brands Hatch Indy



SPORTS TIMING

TIMING SOLUTIONS LTD



Length	1.2079 miles	1944.0 m	
FL		51.36032 N	0.26032 E
I1	1112m	51.35934 N	0.25955 E
Pit Entry	1669m	51.35911 N	0.25743 E
Pit Exit	26m after FL	51.36027 N	0.26078 E
Pit Entry–Pit Exit 277m, 16.6s @60kph, 12.4s @80kph			

BMCRC - MRO Championships 2020 - Rnd 1 @ Brands Hatch Indy

RKB-BMCRC F1 & F2 Sidecars

QUALIFYING - CLASSIFICATION



POS	NO	CL	PIC NAME	ENTRY	TIME	ON	LAPS	GAP	DIFF	MPH
1	4	F1	1 PEACH / EDWARDS	LCR - Lifesafety Motorsport	51.724	6	6			84.07
2	2	F2	1 HOLDEN / CAIN	LCR F2 - SBR	51.951	9	13	0.227	0.227	83.70
3	45	F2	2 PAYNE / LACE	GP-F2 Yamaha - Dave Allen Racing	53.251	9	13	1.527	1.300	81.66
4	35	F2	3 REEVES / THOMAS	LCR MW Honda - Reeves Water Services	53.703	8	10	1.979	0.452	80.97
5	13	F2	4 DIX / PARKER	Baker Honda - APACHE DEVELOPEMENTS	54.476	11	12	2.752	0.773	79.82
6	93	F1	2 HOLDEN / LAWRENCE	LCR Suzuki - Holden racing	54.539	10	12	2.815	0.063	79.73
7	27	F2	5 KIRBY / GRAVES	KRT Suzuki - DDM Suzuki	55.025	9	13	3.301	0.486	79.02
8	136	F1	3 S EDWARDS / L EDWARDS	BMR Suzuki - ECONOMY HEATING SERVICES	55.239	11	11	3.515	0.214	78.72
9	36	F2	6 SCHOFIELD / ROSTROM	DDM - SRT Motorcycles	55.907	5	11	4.183	0.668	77.78
10	44	F2	7 KING / CHILD	Lumley Ireson F2 - The Bell on the Common	56.470	4	5	4.746	0.563	77.00
11	39	F2	8 MOORE / GASH	Ireson Honda - LBS Racing/Team Stannard	56.554	10	11	4.830	0.084	76.89
12	73	F2	9 GOODIER / STONE	LCR F2 - Rowtec Ltd	56.777	4	12	5.053	0.223	76.59
13	76	F2	10 STREET / CHARLESWORTH	MRE Suzuki -	56.795	9	11	5.071	0.018	76.56
14	92	F1	4 HILDIGE / NEWMAN	LCR Yamaha -	57.479	10	10	5.755	0.684	75.65
15	31	F2	11 MUNRO / SLATER	Shelbourne Yamaha - Allbikes	57.539	9	10	5.815	0.060	75.57
16	74	F1	5 JO RESTALL / JA RESTALL	RCN R6 -	57.744	10	10	6.020	0.205	75.30
17	6	F2	12 BELLABY / GRISTWOOD	DDM Suzuki - Gristwood & Toms	57.967	10	11	6.243	0.223	75.01
18	121	F1	6 LAWRENCE / HUGHES	LCR Yamaha -	58.129	5	5	6.405	0.162	74.80
19	29	F2	13 GRISTWOOD / CRACKNALL	Suzuki - Gristwood&Toms	58.304	2	11	6.580	0.175	74.58
20	17	F1	7 THOMAS / WARD	Ireson Suzuki - Team Walters And Thomas Sidecar racing	58.591	11	11	6.867	0.287	74.21
21	167	F2	14 PETTMAN / ROBINSON	Windle Yamaha -	58.677	9	11	6.953	0.086	74.11
22	5	F2	15 TAYLOR / HART	LCR F2 - Velocity V1	58.767	10	10	7.043	0.090	73.99
23	75	F1	8 CLARKE / ANDERSON	- City Lifting .CYB fibreglass	58.833	4	6	7.109	0.066	73.91
24	67	F1	9 JEFFREY / FIELD	Windle F1 - MJP racing	1:00.799	10	10	9.075	1.966	71.52
25	24	F2	16 BOELSMA / BURG	Honda -	1:00.885	5	5	9.161	0.086	71.42
26	188	F1	10 BEST / COLBROOK	RSR Suzuki - Ecosse Consulting	1:03.715	3	4	11.991	2.830	68.25
27	131	F2	17 CHANDLER / CHANDLER	Baker Honda -			0			

Weather / Track : Cloudy / Dry

These results are provisional until the conclusion of any judicial and technical matters.

Brands Hatch Indy

Circuit Length = 1.2079 miles

Start: 10:49 Flag 11:08 End: 11:09

Clerk Of Course :	Steward :	Timekeeper :
-------------------	-----------	--------------

Results can be found at www.tsl-timing.com

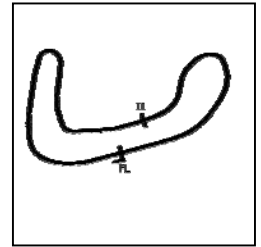
Printed - 11:09 Saturday, 07 March 2020



BMCRC - MRO Championships 2020 - Rnd 1 @ Brands Hatch Indy

RKB-BMCRC F1 & F2 Sidecars

QUALIFYING - SECTOR ANALYSIS



SECTOR 1 = FL to I1, SECTOR 2 = I1 to FL, DIFF = Difference To Personal Best Lap, P = Crossed Finish Line in Pit Lane, D = Time Disallowed

P1		4 F1		PEACH / EDWARDS		LCR - Lifesafety Motorsport	
IDEAL LAP TIME : 51.382		BEST LAP TIME : 51.724		DIFFERENCE : 0.342			
LAP	SECTOR 1	SECTOR 2	LAP TIME	MPH	DIFF	TIME OF DAY	
1 -	33.481	21.635	55.116	78.89	3.392	10:51:24.270	
2 -	31.604	21.676	53.280	81.61	1.556	10:52:17.550	
3 -	31.787	22.537	54.324	80.04	2.600	10:53:11.874	
4 -	30.971	20.768	51.739 (2)	84.04	0.015	10:54:03.613	
5 -	30.678	21.847	52.525 (3)	82.79	0.801	10:54:56.138	
6 -	30.614	21.110	51.724 (1)	84.07		10:55:47.862	

P2		2 F2		HOLDEN / CAIN		LCR F2 - SBR	
IDEAL LAP TIME : 51.826		BEST LAP TIME : 51.951		DIFFERENCE : 0.125			
LAP	SECTOR 1	SECTOR 2	LAP TIME	MPH	DIFF	TIME OF DAY	
1 -	34.544	21.945	56.489	76.98	4.538	10:51:49.138	
2 -	34.142	21.555	55.697	78.07	3.746	10:52:44.835	
3 -	31.425	21.873	53.298	81.59	1.347	10:53:38.133	
4 -	31.385	21.279	52.664 (2)	82.57	0.713	10:54:30.797	
5 -	31.013	22.308	53.321	81.55	1.370	10:55:24.118	
6 -	30.909	23.115	54.024	80.49	2.073	10:56:18.142	
7 -	43.151	IN PIT	7:40.204 P	9.44	6:48.253	11:03:58.346	
8 -	OUTLAP	21.142	56.024	77.62	4.073	11:04:54.370	
9 -	31.034	20.917	51.951 (1)	83.70		11:05:46.321	
10 -	30.926	22.073	52.999	82.05	1.048	11:06:39.320	
11 -	31.136	22.599	53.735	80.92	1.784	11:07:33.055	
12 -	31.307	21.497	52.804 (3)	82.35	0.853	11:08:25.859	
13 -	32.054	22.339	54.393	79.94	2.442	11:09:20.252	

P3		45 F2		PAYNE / LACE		GP-F2 Yamaha - Dave Allen Racing	
IDEAL LAP TIME : 53.020		BEST LAP TIME : 53.251		DIFFERENCE : 0.231			
LAP	SECTOR 1	SECTOR 2	LAP TIME	MPH	DIFF	TIME OF DAY	
1 -	33.631	22.521	56.152	77.44	2.901	10:51:24.133	
2 -	33.105	22.253	55.358	78.55	2.107	10:52:19.491	
3 -	32.786	22.781	55.567	78.25	2.316	10:53:15.058	
4 -	32.508	21.752	54.260	80.14	1.009	10:54:09.318	
5 -	31.430	21.949	53.379 (2)	81.46	0.128	10:55:02.697	
6 -	32.745	22.017	54.762	79.40	1.511	10:55:57.459	
7 -	32.557	IN PIT	8:02.449 P	9.01	7:09.198	11:03:59.908	
8 -	OUTLAP	21.929	56.771	76.59	3.520	11:04:56.679	
9 -	31.661	21.590	53.251 (1)	81.66		11:05:49.930	
10 -	31.825	22.226	54.051	80.45	0.800	11:06:43.981	
11 -	31.576	22.017	53.593 (3)	81.14	0.342	11:07:37.574	
12 -	32.867	22.523	55.390	78.50	2.139	11:08:32.964	
13 -	33.093	23.377	56.470	77.00	3.219	11:09:29.434	

P4		35 F2		REEVES / THOMAS		LCR MW Honda - Reeves Water Services	
IDEAL LAP TIME : 53.597		BEST LAP TIME : 53.703		DIFFERENCE : 0.106			
LAP	SECTOR 1	SECTOR 2	LAP TIME	MPH	DIFF	TIME OF DAY	
1 -	35.801	24.980	1:00.781	71.54	7.078	10:51:55.915	
2 -	33.535	22.246	55.781	77.95	2.078	10:52:51.696	
3 -	33.590	23.544	57.134	76.11	3.431	10:53:48.830	
4 -	32.079	22.060	54.139	80.32	0.436	10:54:42.969	
5 -	31.951	22.620	54.571	79.68	0.868	10:55:37.540	
6 -	1:20.074	IN PIT	8:37.013 P	8.41	7:43.310	11:04:14.553	
7 -	OUTLAP	22.649	59.223	73.42	5.520	11:05:13.776	
8 -	32.012	21.691	53.703 (1)	80.97		11:06:07.479	
9 -	31.906	21.838	53.744 (3)	80.91	0.041	11:07:01.223	
10 -	31.969	21.768	53.737 (2)	80.92	0.034	11:07:54.960	

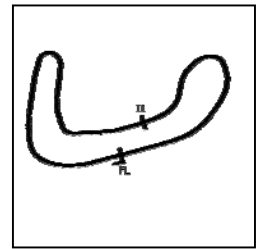
Weather / Track : Cloudy / Dry

Brands Hatch Indy
Circuit Length = 1.2079 miles
Start: 10:49 Flag 11:08 End: 11:09

BMCRC - MRO Championships 2020 - Rnd 1 @ Brands Hatch Indy

RKB-BMCRC F1 & F2 Sidecars

QUALIFYING - SECTOR ANALYSIS



SECTOR 1 = FL to I1, SECTOR 2 = I1 to FL, DIFF = Difference To Personal Best Lap, P = Crossed Finish Line in Pit Lane, D = Time Disallowed

P5 13 F2 DIX / PARKER			Baker Honda - APACHE DEVELOPEMENTS			
IDEAL LAP TIME : 54.179		BEST LAP TIME : 54.476	DIFFERENCE : 0.297			
LAP	SECTOR 1	SECTOR 2	LAP TIME	MPH	DIFF	TIME OF DAY
1 -	39.588	25.700	1:05.288	66.60	10.812	10:52:10.990
2 -	35.575	23.209	58.784	73.97	4.308	10:53:09.774
3 -	34.092	22.445	56.537	76.91	2.061	10:54:06.311
4 -	33.681	22.507	56.188	77.39	1.712	10:55:02.499
5 -	34.339	22.093	56.432	77.05	1.956	10:55:58.931
6 -	34.163	IN PIT	8:06.711	P 8.93	7:12.235	11:04:05.642
7 -	OUTLAP	22.610	1:00.763	71.56	6.287	11:05:06.405
8 -	32.561	22.109	54.670	(3) 79.54	0.194	11:06:01.075
9 -	32.626	22.210	54.836	79.30	0.360	11:06:55.911
10 -	32.711	21.994	54.705	79.49	0.229	11:07:50.616
11 -	32.395	22.081	54.476	(1) 79.82		11:08:45.092
12 -	32.862	21.784	54.646	(2) 79.57	0.170	11:09:39.738

P6 93 F1 HOLDEN / LAWRENCE			LCR Suzuki - Holden racing			
IDEAL LAP TIME : 54.376		BEST LAP TIME : 54.539	DIFFERENCE : 0.163			
LAP	SECTOR 1	SECTOR 2	LAP TIME	MPH	DIFF	TIME OF DAY
1 -	38.503	25.594	1:04.097	67.84	9.558	10:51:46.870
2 -	36.392	22.976	59.368	73.24	4.829	10:52:46.238
3 -	33.550	22.562	56.112	77.49	1.573	10:53:42.350
4 -	33.457	22.493	55.950	77.72	1.411	10:54:38.300
5 -	33.490	22.052	55.542	78.29	1.003	10:55:33.842
6 -	1:08.072	IN PIT	8:30.449	P 8.51	7:35.910	11:04:04.291
7 -	OUTLAP	22.409	59.466	73.12	4.927	11:05:03.757
8 -	32.996	21.861	54.857	(3) 79.27	0.318	11:05:58.614
9 -	32.605	22.039	54.644	(2) 79.58	0.105	11:06:53.258
10 -	32.515	22.024	54.539	(1) 79.73		11:07:47.797
11 -	32.737	22.576	55.313	78.61	0.774	11:08:43.110
12 -	32.809	22.775	55.584	78.23	1.045	11:09:38.694

P7 27 F2 KIRBY / GRAVES			KRT Suzuki - DDM Suzuki			
IDEAL LAP TIME : 54.972		BEST LAP TIME : 55.025	DIFFERENCE : 0.053			
LAP	SECTOR 1	SECTOR 2	LAP TIME	MPH	DIFF	TIME OF DAY
1 -	36.735	23.035	59.770	72.75	4.745	10:51:31.028
2 -	34.258	22.447	56.705	76.68	1.680	10:52:27.733
3 -	33.906	22.606	56.512	76.95	1.487	10:53:24.245
4 -	34.581	22.817	57.398	75.76	2.373	10:54:21.643
5 -	34.406	21.966	56.372	77.14	1.347	10:55:18.015
6 -	35.189	21.914	57.103	76.15	2.078	10:56:15.118
7 -	44.524	IN PIT	7:45.695	P 9.33	6:50.670	11:04:00.813
8 -	OUTLAP	21.925	57.641	75.44	2.616	11:04:58.454
9 -	33.102	21.923	55.025	(1) 79.02		11:05:53.479
10 -	33.058	22.667	55.725	(3) 78.03	0.700	11:06:49.204
11 -	33.568	22.293	55.861	77.84	0.836	11:07:45.065
12 -	33.587	22.015	55.602	(2) 78.20	0.577	11:08:40.667
13 -	33.742	22.550	56.292	77.25	1.267	11:09:36.959

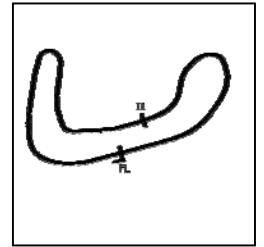
Weather / Track : Cloudy / Dry

Brands Hatch Indy
Circuit Length = 1.2079 miles
Start: 10:49 Flag 11:08 End: 11:09

BMCR - MRO Championships 2020 - Rnd 1 @ Brands Hatch Indy

RKB-BMCR F1 & F2 Sidecars

QUALIFYING - SECTOR ANALYSIS



SECTOR 1 = FL to I1, SECTOR 2 = I1 to FL, DIFF = Difference To Personal Best Lap, P = Crossed Finish Line in Pit Lane, D = Time Disallowed

P8 136 F1		S EDWARDS / L EDWARDS		BMR Suzuki - ECONOMY HEATING SERVICES			
IDEAL LAP TIME : 55.108		BEST LAP TIME : 55.239		DIFFERENCE : 0.131			
LAP	SECTOR 1	SECTOR 2	LAP TIME	MPH	DIFF	TIME OF DAY	
1 -	40.952	25.707	1:06.659	65.23	11.420	10:51:57.851	
2 -	37.297	24.384	1:01.681	70.50	6.442	10:52:59.532	
3 -	35.240	23.452	58.692	74.09	3.453	10:53:58.224	
4 -	34.757	23.279	58.036	74.92	2.797	10:54:56.260	
5 -	33.597	22.760	56.357	77.16	1.118	10:55:52.617	
6 -	33.943	IN PIT	8:20.314	P 8.69	7:25.075	11:04:12.931	
7 -	OUTLAP	23.243	1:03.225	68.77	7.986	11:05:16.156	
8 -	34.034	22.627	56.661	76.74	1.422	11:06:12.817	
9 -	32.884	22.587	55.471 (2)	78.39	0.232	11:07:08.288	
10 -	33.516	22.448	55.964 (3)	77.70	0.725	11:08:04.252	
11 -	33.015	22.224	55.239 (1)	78.72		11:08:59.491	

P9 36 F2		SCHOFIELD / ROSTROM		DDM - SRT Motorcycles			
IDEAL LAP TIME : 55.416		BEST LAP TIME : 55.907		DIFFERENCE : 0.491			
LAP	SECTOR 1	SECTOR 2	LAP TIME	MPH	DIFF	TIME OF DAY	
1 -	39.959	23.545	1:03.504	68.47	7.597	10:51:49.048	
2 -	35.385	23.682	59.067	73.62	3.160	10:52:48.115	
3 -	34.099	22.774	56.873	76.46	0.966	10:53:44.988	
4 -	33.499	22.690	56.189 (2)	77.39	0.282	10:54:41.177	
5 -	33.206	22.701	55.907 (1)	77.78		10:55:37.084	
6 -	1:12.237	IN PIT	8:51.366	P 8.18	7:55.459	11:04:28.450	
7 -	OUTLAP	24.212	1:07.900	64.04	11.993	11:05:36.350	
8 -	34.269	22.364	56.633	76.78	0.726	11:06:32.983	
9 -	34.111	22.210	56.321 (3)	77.21	0.414	11:07:29.304	
10 -	33.847	23.143	56.990	76.30	1.083	11:08:26.294	
11 -	33.904	22.530	56.434	77.05	0.527	11:09:22.728	

P10 44 F2		KING / CHILD		Lumley Ireson F2 - The Bell on the Common			
IDEAL LAP TIME : 56.470		BEST LAP TIME : 56.470		DIFFERENCE : 0.000			
LAP	SECTOR 1	SECTOR 2	LAP TIME	MPH	DIFF	TIME OF DAY	
1 -	37.206	24.749	1:01.955	70.18	5.485	10:51:57.763	
2 -	35.458	23.247	58.705	74.07	2.235	10:52:56.468	
3 -	34.270	22.881	57.151 (2)	76.08	0.681	10:53:53.619	
4 -	33.826	22.644	56.470 (1)	77.00		10:54:50.089	
5 -	34.321	23.791	58.112 (3)	74.83	1.642	10:55:48.201	

P11 39 F2		MOORE / GASH		Ireson Honda - LBS Racing/Team Stannard			
IDEAL LAP TIME : 56.449		BEST LAP TIME : 56.554		DIFFERENCE : 0.105			
LAP	SECTOR 1	SECTOR 2	LAP TIME	MPH	DIFF	TIME OF DAY	
1 -	40.074	26.177	1:06.251	65.63	9.697	10:52:11.595	
2 -	36.834	25.111	1:01.945	70.20	5.391	10:53:13.540	
3 -	35.645	23.769	59.414	73.19	2.860	10:54:12.954	
4 -	35.039	24.612	59.651	72.90	3.097	10:55:12.605	
5 -	35.520	23.713	59.233	73.41	2.679	10:56:11.838	
6 -	41.375	IN PIT	8:13.853	P 8.80	7:17.299	11:04:25.691	
7 -	OUTLAP	23.386	1:01.707	70.47	5.153	11:05:27.398	
8 -	34.734	23.062	57.796	75.24	1.242	11:06:25.194	
9 -	33.576	23.417	56.993 (2)	76.30	0.439	11:07:22.187	
10 -	33.617	22.937	56.554 (1)	76.89		11:08:18.741	
11 -	33.512	23.670	57.182 (3)	76.04	0.628	11:09:15.923	

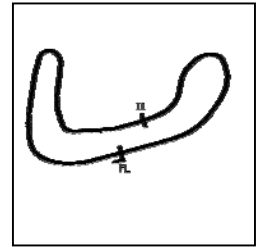
Weather / Track : Cloudy / Dry

Brands Hatch Indy
Circuit Length = 1.2079 miles
Start: 10:49 Flag 11:08 End: 11:09

BMCRC - MRO Championships 2020 - Rnd 1 @ Brands Hatch Indy

RKB-BMCRC F1 & F2 Sidecars

QUALIFYING - SECTOR ANALYSIS



SECTOR 1 = FL to I1, SECTOR 2 = I1 to FL, DIFF = Difference To Personal Best Lap, P = Crossed Finish Line in Pit Lane, D = Time Disallowed

P12 73 F2 GOODIER / STONE			LCR F2 - Rowtec Ltd			
IDEAL LAP TIME : 56.777		BEST LAP TIME : 56.777		DIFFERENCE : 0.000		
LAP	SECTOR 1	SECTOR 2	LAP TIME	MPH	DIFF	TIME OF DAY
1 -	37.111	23.385	1:00.496	71.88	3.719	10:51:31.882
2 -	34.720	23.162	57.882 (2)	75.12	1.105	10:52:29.764
3 -	34.886	23.488	58.374	74.49	1.597	10:53:28.138
4 -	34.134	22.643	56.777 (1)	76.59		10:54:24.915
5 -	35.962	24.277	1:00.239	72.18	3.462	10:55:25.154
6 -	35.848	23.165	59.013	73.68	2.236	10:56:24.167
7 -	57.501	IN PIT	8:01.892 P	9.02	7:05.115	11:04:26.059
8 -	OUTLAP	23.449	1:01.728	70.44	4.951	11:05:27.787
9 -	35.437	23.114	58.551	74.27	1.774	11:06:26.338
10 -	35.677	22.995	58.672	74.11	1.895	11:07:25.010
11 -	35.572	23.379	58.951	73.76	2.174	11:08:23.961
12 -	35.534	22.735	58.269 (3)	74.62	1.492	11:09:22.230

P13 76 F2 STREET / CHARLESWORTH			MRE Suzuki -			
IDEAL LAP TIME : 56.726		BEST LAP TIME : 56.795		DIFFERENCE : 0.069		
LAP	SECTOR 1	SECTOR 2	LAP TIME	MPH	DIFF	TIME OF DAY
1 -	38.712	24.680	1:03.392	68.59	6.597	10:51:41.072
2 -	35.086	24.060	59.146	73.52	2.351	10:52:40.218
3 -	34.696	24.202	58.898	73.83	2.103	10:53:39.116
4 -	35.252	23.959	59.211	73.44	2.416	10:54:38.327
5 -	35.498	23.626	59.124	73.55	2.329	10:55:37.451
6 -	1:22.037	IN PIT	8:51.790 P	8.17	7:54.995	11:04:29.241
7 -	OUTLAP	23.625	1:03.659	68.31	6.864	11:05:32.900
8 -	35.273	24.094	59.367	73.24	2.572	11:06:32.267
9 -	33.629	23.166	56.795 (1)	76.56		11:07:29.062
10 -	33.847	23.097	56.944 (2)	76.36	0.149	11:08:26.006
11 -	34.141	23.560	57.701 (3)	75.36	0.906	11:09:23.707

P14 92 F1 HILDIGE / NEWMAN			LCR Yamaha -			
IDEAL LAP TIME : 57.297		BEST LAP TIME : 57.479		DIFFERENCE : 0.182		
LAP	SECTOR 1	SECTOR 2	LAP TIME	MPH	DIFF	TIME OF DAY
1 -	40.990	26.276	1:07.266	64.64	9.787	10:52:18.385
2 -	37.859	26.310	1:04.169	67.76	6.690	10:53:22.554
3 -	36.943	24.817	1:01.760	70.41	4.281	10:54:24.314
4 -	36.442	24.458	1:00.900	71.40	3.421	10:55:25.214
5 -	54.572	IN PIT	9:01.941 P	8.02	8:04.462	11:04:27.155
6 -	OUTLAP	24.531	1:04.917	66.98	7.438	11:05:32.072
7 -	35.479	24.697	1:00.176 (3)	72.26	2.697	11:06:32.248
8 -	37.106	24.859	1:01.965	70.17	4.486	11:07:34.213
9 -	33.924	23.688	57.612 (2)	75.48	0.133	11:08:31.825
10 -	34.106	23.373	57.479 (1)	75.65		11:09:29.304

P15 31 F2 MUNRO / SLATER			Shelbourne Yamaha - Allbikes			
IDEAL LAP TIME : 57.539		BEST LAP TIME : 57.539		DIFFERENCE : 0.000		
LAP	SECTOR 1	SECTOR 2	LAP TIME	MPH	DIFF	TIME OF DAY
1 -	40.329	25.470	1:05.799	66.08	8.260	10:51:46.539
2 -	38.878	24.391	1:03.269	68.73	5.730	10:52:49.808
3 -	36.389	24.043	1:00.432	71.95	2.893	10:53:50.240
4 -	34.516	23.745	58.261 (3)	74.64	0.722	10:54:48.501
5 -	34.854	IN PIT	9:23.783 P	7.71	8:26.244	11:04:12.284
6 -	OUTLAP	25.461	1:07.932	64.01	10.393	11:05:20.216
7 -	37.540	23.912	1:01.452	70.76	3.913	11:06:21.668
8 -	34.999	23.607	58.606	74.20	1.067	11:07:20.274
9 -	33.958	23.581	57.539 (1)	75.57		11:08:17.813
10 -	34.031	23.974	58.005 (2)	74.96	0.466	11:09:15.818

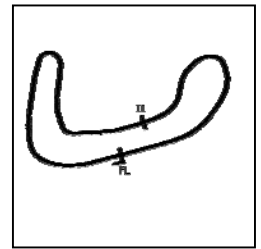
Weather / Track : Cloudy / Dry

Brands Hatch Indy
Circuit Length = 1.2079 miles
Start: 10:49 Flag 11:08 End: 11:09

BMCRC - MRO Championships 2020 - Rnd 1 @ Brands Hatch Indy

RKB-BMCRC F1 & F2 Sidecars

QUALIFYING - SECTOR ANALYSIS



SECTOR 1 = FL to I1, SECTOR 2 = I1 to FL, DIFF = Difference To Personal Best Lap, P = Crossed Finish Line in Pit Lane, D = Time Disallowed

P16 74 F1 JO RESTALL / JA RESTALL			RCN R6 -			
IDEAL LAP TIME : 57.630		BEST LAP TIME : 57.744		DIFFERENCE : 0.114		
LAP	SECTOR 1	SECTOR 2	LAP TIME	MPH	DIFF	TIME OF DAY
1 -	42.782	26.382	1:09.164	62.87	11.420	10:51:45.524
2 -	38.572	24.498	1:03.070	68.94	5.326	10:52:48.594
3 -	36.420	23.679	1:00.099	72.35	2.355	10:53:48.693
4 -	35.382	23.704	59.086	73.59	1.342	10:54:47.779
5 -	35.871	23.134	59.005	73.69	1.261	10:55:46.784
6 -	34.594	IN PIT	8:29.226 P	8.53	7:31.482	11:04:16.010
7 -	OUTLAP	24.085	1:04.161	67.77	6.417	11:05:20.171
8 -	35.419	23.580	58.999 (3)	73.70	1.255	11:06:19.170
9 -	35.154	23.190	58.344 (2)	74.53	0.600	11:07:17.514
10 -	34.708	23.036	57.744 (1)	75.30		11:08:15.258

P17 6 F2 BELLABY / GRISTWOOD			DDM Suzuki - Gristwood & Toms			
IDEAL LAP TIME : 57.704		BEST LAP TIME : 57.967		DIFFERENCE : 0.263		
LAP	SECTOR 1	SECTOR 2	LAP TIME	MPH	DIFF	TIME OF DAY
1 -	37.095	23.794	1:00.889	71.41	2.922	10:51:39.019
2 -	35.936	24.214	1:00.150	72.29	2.183	10:52:39.169
3 -	35.379	24.404	59.783	72.73	1.816	10:53:38.952
4 -	35.114	23.775	58.889 (3)	73.84	0.922	10:54:37.841
5 -	35.413	23.616	59.029	73.66	1.062	10:55:36.870
6 -	1:17.502	IN PIT	8:53.386 P	8.15	7:55.419	11:04:30.256
7 -	OUTLAP	24.113	1:02.099	70.02	4.132	11:05:32.355
8 -	35.596	24.163	59.759	72.76	1.792	11:06:32.114
9 -	36.189	23.264	59.453	73.14	1.486	11:07:31.567
10 -	34.761	23.206	57.967 (1)	75.01		11:08:29.534
11 -	34.498	23.649	58.147 (2)	74.78	0.180	11:09:27.681

P18 121 F1 LAWRENCE / HUGHES			LCR Yamaha -			
IDEAL LAP TIME : 58.129		BEST LAP TIME : 58.129		DIFFERENCE : 0.000		
LAP	SECTOR 1	SECTOR 2	LAP TIME	MPH	DIFF	TIME OF DAY
1 -	39.206	25.775	1:04.981	66.92	6.852	10:51:55.760
2 -	36.345	24.754	1:01.099 (3)	71.17	2.970	10:52:56.859
3 -	36.878	24.465	1:01.343	70.88	3.214	10:53:58.202
4 -	35.538	24.391	59.929 (2)	72.56	1.800	10:54:58.131
5 -	34.852	23.277	58.129 (1)	74.80		10:55:56.260

P19 29 F2 GRISTWOOD / CRACKNALL			Suzuki - Gristwood&Toms			
IDEAL LAP TIME : 58.304		BEST LAP TIME : 58.304		DIFFERENCE : 0.000		
LAP	SECTOR 1	SECTOR 2	LAP TIME	MPH	DIFF	TIME OF DAY
1 -	36.822	23.963	1:00.785	71.54	2.481	10:51:34.575
2 -	35.016	23.288	58.304 (1)	74.58		10:52:32.879
3 -	35.368	23.621	58.989 (3)	73.71	0.685	10:53:31.868
4 -	35.354	23.601	58.955 (2)	73.76	0.651	10:54:30.823
5 -	35.581	23.650	59.231	73.41	0.927	10:55:30.054
6 -	1:12.954	IN PIT	9:01.549 P	8.02	8:03.245	11:04:31.603
7 -	OUTLAP	23.784	1:03.547	68.43	5.243	11:05:35.150
8 -	35.953	24.070	1:00.023	72.44	1.719	11:06:35.173
9 -	35.860	24.157	1:00.017	72.45	1.713	11:07:35.190
10 -	36.613	24.012	1:00.625	71.72	2.321	11:08:35.815
11 -	36.684	24.560	1:01.244	71.00	2.940	11:09:37.059

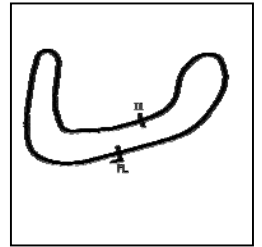
Weather / Track : Cloudy / Dry

Brands Hatch Indy
Circuit Length = 1.2079 miles
Start: 10:49 Flag 11:08 End: 11:09

BMCRC - MRO Championships 2020 - Rnd 1 @ Brands Hatch Indy

RKB-BMCRC F1 & F2 Sidecars

QUALIFYING - SECTOR ANALYSIS



SECTOR 1 = FL to I1, SECTOR 2 = I1 to FL, DIFF = Difference To Personal Best Lap, P = Crossed Finish Line in Pit Lane, D = Time Disallowed

P20 17 F1 THOMAS / WARD		Ireson Suzuki - Team Walters And Thomas Sidecar racing				
IDEAL LAP TIME : 58.161		BEST LAP TIME : 58.591		DIFFERENCE : 0.430		
LAP	SECTOR 1	SECTOR 2	LAP TIME	MPH	DIFF	TIME OF DAY
1 -	40.818	25.137	1:05.955	65.93	7.364	10:52:11.979
2 -	38.132	24.187	1:02.319	69.77	3.728	10:53:14.298
3 -	37.508	23.484	1:00.992	71.29	2.401	10:54:15.290
4 -	36.050	23.437	59.487	73.10	0.896	10:55:14.777
5 -	36.377	23.207	59.584	72.98	0.993	10:56:14.361
6 -	40.607	IN PIT	8:10.363	P 8.86	7:11.772	11:04:24.724
7 -	OUTLAP	23.359	1:02.217	69.89	3.626	11:05:26.941
8 -	36.039	22.725	58.764	(2) 74.00	0.173	11:06:25.705
9 -	35.876	22.962	58.838	(3) 73.90	0.247	11:07:24.543
10 -	36.012	22.944	58.956	73.76	0.365	11:08:23.499
11 -	35.436	23.155	58.591	(1) 74.21		11:09:22.090

P21 167 F2 PETTMAN / ROBINSON		Windle Yamaha -				
IDEAL LAP TIME : 58.677		BEST LAP TIME : 58.677		DIFFERENCE : 0.000		
LAP	SECTOR 1	SECTOR 2	LAP TIME	MPH	DIFF	TIME OF DAY
1 -	41.421	26.193	1:07.614	64.31	8.937	10:52:11.105
2 -	37.930	24.909	1:02.839	69.20	4.162	10:53:13.944
3 -	36.620	24.971	1:01.591	70.60	2.914	10:54:15.535
4 -	36.789	24.902	1:01.691	70.49	3.014	10:55:17.226
5 -	37.106	25.141	1:02.247	69.86	3.570	10:56:19.473
6 -	49.953	IN PIT	7:58.286	P 9.09	6:59.609	11:04:17.759
7 -	OUTLAP	25.050	1:05.429	66.46	6.752	11:05:23.188
8 -	36.153	24.033	1:00.186	72.25	1.509	11:06:23.374
9 -	34.947	23.730	58.677	(1) 74.11		11:07:22.051
10 -	35.662	24.055	59.717	(3) 72.82	1.040	11:08:21.768
11 -	35.298	24.046	59.344	(2) 73.27	0.667	11:09:21.112

P22 5 F2 TAYLOR / HART		LCR F2 - Velocity V1				
IDEAL LAP TIME : 58.767		BEST LAP TIME : 58.767		DIFFERENCE : 0.000		
LAP	SECTOR 1	SECTOR 2	LAP TIME	MPH	DIFF	TIME OF DAY
1 -	40.033	25.279	1:05.312	66.58	6.545	10:52:13.062
2 -	39.286	24.995	1:04.281	67.64	5.514	10:53:17.343
3 -	37.036	24.202	1:01.238	71.01	2.471	10:54:18.581
4 -	35.905	23.375	59.280	(3) 73.35	0.513	10:55:17.861
5 -	35.679	IN PIT	9:16.396	P 7.81	8:17.629	11:04:34.257
6 -	OUTLAP	25.632	1:06.577	65.31	7.810	11:05:40.834
7 -	36.062	23.462	59.524	73.05	0.757	11:06:40.358
8 -	36.333	23.758	1:00.091	72.36	1.324	11:07:40.449
9 -	35.700	23.445	59.145	(2) 73.52	0.378	11:08:39.594
10 -	35.672	23.095	58.767	(1) 73.99		11:09:38.361

P23 75 F1 CLARKE / ANDERSON		- City Lifting .CYB fibreglass				
IDEAL LAP TIME : 58.803		BEST LAP TIME : 58.833		DIFFERENCE : 0.030		
LAP	SECTOR 1	SECTOR 2	LAP TIME	MPH	DIFF	TIME OF DAY
1 -	37.652	24.620	1:02.272	69.83	3.439	10:51:50.518
2 -	35.558	23.854	59.412	(3) 73.19	0.579	10:52:49.930
3 -	35.533	24.620	1:00.153	72.29	1.320	10:53:50.083
4 -	35.051	23.782	58.833	(1) 73.91		10:54:48.916
5 -	35.021	24.203	59.224	(2) 73.42	0.391	10:55:48.140
6 -	36.109	IN PIT	8:48.563	P 8.22	7:49.730	11:04:36.703

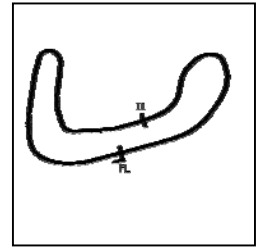
Weather / Track : Cloudy / Dry

Brands Hatch Indy
Circuit Length = 1.2079 miles
Start: 10:49 Flag 11:08 End: 11:09

BMCRC - MRO Championships 2020 - Rnd 1 @ Brands Hatch Indy

RKB-BMCRC F1 & F2 Sidecars

QUALIFYING - SECTOR ANALYSIS



SECTOR 1 = FL to I1, SECTOR 2 = I1 to FL, DIFF = Difference To Personal Best Lap, P = Crossed Finish Line in Pit Lane, D = Time Disallowed

P24 67 F1		JEFFREY / FIELD		Windle F1 - MJP racing			
IDEAL LAP TIME : 1:00.403		BEST LAP TIME : 1:00.799		DIFFERENCE : 0.396			
LAP	SECTOR 1	SECTOR 2	LAP TIME	MPH	DIFF	TIME OF DAY	
1 -	43.334	27.311	1:10.645	61.55	9.846	10:52:05.836	
2 -	40.744	27.118	1:07.862	64.08	7.063	10:53:13.698	
3 -	39.606	25.932	1:05.538	66.35	4.739	10:54:19.236	
4 -	38.823	26.317	1:05.140	66.75	4.341	10:55:24.376	
5 -	1:18.716	IN PIT	8:52.842	P 8.16	7:52.043	11:04:17.218	
6 -	OUTLAP	26.589	1:11.056	61.19	10.257	11:05:28.274	
7 -	38.367	24.927	1:03.294	68.70	2.495	11:06:31.568	
8 -	37.555	24.995	1:02.550 (3)	69.52	1.751	11:07:34.118	
9 -	36.715	24.156	1:00.871 (2)	71.43	0.072	11:08:34.989	
10 -	36.247	24.552	1:00.799 (1)	71.52		11:09:35.788	

P25 24 F2		BOELSMA / BURG		Honda -			
IDEAL LAP TIME : 1:00.800		BEST LAP TIME : 1:00.885		DIFFERENCE : 0.085			
LAP	SECTOR 1	SECTOR 2	LAP TIME	MPH	DIFF	TIME OF DAY	
1 -	41.005	26.000	1:07.005	64.89	6.120	10:51:57.459	
2 -	37.309	24.659	1:01.968	70.17	1.083	10:52:59.427	
3 -	36.930	24.642	1:01.572 (3)	70.62	0.687	10:54:00.999	
4 -	36.769	24.344	1:01.113 (2)	71.15	0.228	10:55:02.112	
5 -	36.854	24.031	1:00.885 (1)	71.42		10:56:02.997	

P26 188 F1		BEST / COLBROOK		RSR Suzuki - Ecosse Consulting			
IDEAL LAP TIME : 1:02.301		BEST LAP TIME : 1:03.715		DIFFERENCE : 1.414			
LAP	SECTOR 1	SECTOR 2	LAP TIME	MPH	DIFF	TIME OF DAY	
1 -	42.003	26.144	1:08.147	63.81	4.432	10:52:10.639	
2 -	41.090	25.043	1:06.133 (3)	65.75	2.418	10:53:16.772	
3 -	39.322	24.393	1:03.715 (1)	68.25		10:54:20.487	
4 -	37.908	25.862	1:03.770 (2)	68.19	0.055	10:55:24.257	

Weather / Track : Cloudy / Dry

BMCRC - MRO Championships 2020 - Rnd 1 @ Brands Hatch Indy

RKB-BMCRC F1 & F2 Sidecars

QUALIFYING - BEST SECTORS

SECTOR 1				SECTOR 2				IDEAL / BEST COMPARISON				
POS	NO	NAME	TIME	NO	NAME	TIME	POS	NO	NAME	IDEAL	BEST	DIFF
									PERFECT LAP	51.382		
1	4	PEACH / EDWARDS	30.614	4	PEACH / EDWARDS	20.768	1	4	PEACH / EDWARDS	51.382	51.724	0.342
2	2	HOLDEN / CAIN	30.909	2	HOLDEN / CAIN	20.917	2	2	HOLDEN / CAIN	51.826	51.951	0.125
3	45	PAYNE / LACE	31.430	45	PAYNE / LACE	21.590	3	45	PAYNE / LACE	53.020	53.251	0.231
4	35	REEVES / THOMAS	31.906	35	REEVES / THOMAS	21.691	4	35	REEVES / THOMAS	53.597	53.703	0.106
5	13	DIX / PARKER	32.395	13	DIX / PARKER	21.784	5	13	DIX / PARKER	54.179	54.476	0.297
6	93	HOLDEN / LAWRENCE	32.515	93	HOLDEN / LAWRENCE	21.861	6	93	HOLDEN / LAWRENCE	54.376	54.539	0.163
7	136	S EDWARDS / L EDWARDS	32.884	27	KIRBY / GRAVES	21.914	7	27	KIRBY / GRAVES	54.972	55.025	0.053
8	27	KIRBY / GRAVES	33.058	36	SCHOFIELD / ROSTROM	22.210	8	136	S EDWARDS / L EDW	55.108	55.239	0.131
9	36	SCHOFIELD / ROSTROM	33.206	136	S EDWARDS / L EDWARDS	22.224	9	36	SCHOFIELD / ROSTI	55.416	55.907	0.491
10	39	MOORE / GASH	33.512	73	GOODIER / STONE	22.643	10	39	MOORE / GASH	56.449	56.554	0.105
11	76	STREET / CHARLESWORTH	33.629	44	KING / CHILD	22.644	11	44	KING / CHILD	56.470	56.470	0.000
12	44	KING / CHILD	33.826	17	THOMAS / WARD	22.725	12	76	STREET / CHARLES\	56.726	56.795	0.069
13	92	HILDIGE / NEWMAN	33.924	39	MOORE / GASH	22.937	13	73	GOODIER / STONE	56.777	56.777	0.000
14	31	MUNRO / SLATER	33.958	74	JO RESTALL / JA RESTALL	23.036	14	92	HILDIGE / NEWMAN	57.297	57.479	0.182
15	73	GOODIER / STONE	34.134	5	TAYLOR / HART	23.095	15	31	MUNRO / SLATER	57.539	57.539	0.000
16	6	BELLABY / GRISTWOOD	34.498	76	STREET / CHARLESWORTH	23.097	16	74	JO RESTALL / JA RE	57.630	57.744	0.114
17	74	JO RESTALL / JA RESTALL	34.594	6	BELLABY / GRISTWOOD	23.206	17	6	BELLABY / GRISTWC	57.704	57.967	0.263
18	121	LAWRENCE / HUGHES	34.852	121	LAWRENCE / HUGHES	23.277	18	121	LAWRENCE / HUGHE	58.129	58.129	0.000
19	167	PETTMAN / ROBINSON	34.947	29	GRISTWOOD / CRACKNALL	23.288	19	17	THOMAS / WARD	58.161	58.591	0.430
20	29	GRISTWOOD / CRACKNALL	35.016	92	HILDIGE / NEWMAN	23.373	20	29	GRISTWOOD / CRAC	58.304	58.304	0.000
21	75	CLARKE / ANDERSON	35.021	31	MUNRO / SLATER	23.581	21	167	PETTMAN / ROBINS	58.677	58.677	0.000
22	17	THOMAS / WARD	35.436	167	PETTMAN / ROBINSON	23.730	22	5	TAYLOR / HART	58.767	58.767	0.000
23	5	TAYLOR / HART	35.672	75	CLARKE / ANDERSON	23.782	23	75	CLARKE / ANDERSO	58.803	58.833	0.030
24	67	JEFFREY / FIELD	36.247	24	BOELSMA / BURG	24.031	24	67	JEFFREY / FIELD	1:00.403	1:00.799	0.396
25	24	BOELSMA / BURG	36.769	67	JEFFREY / FIELD	24.156	25	24	BOELSMA / BURG	1:00.800	1:00.885	0.085
26	188	BEST / COLBROOK	37.908	188	BEST / COLBROOK	24.393	26	188	BEST / COLBROOK	1:02.301	1:03.715	1.414
27	131	CHANDLER / CHANDLER	42.815									

Weather / Track : Cloudy / Dry

Results can be found at www.tsl-timing.com

Brands Hatch Indy
Circuit Length = 1.2079 miles
Start: 10:49 Flag 11:08 End: 11:09

Printed - 11:10 Saturday, 07 March 2020

BMCRC - MRO Championships 2020 - Rnd 1 @ Brands Hatch Indy

RKB-BMCRC F1 & F2 Sidecars

QUALIFYING - STATISTICS

Competitors Started 27
Planned Start 2020-03-07 @ 10:47:00.000
Actual Start 2020-03-07 @ 10:49:58.697
Finish Time 2020-03-07 @ 11:08:46.794
Track Length 1.2079mi.
Total Laps 254
Total Distance Covered 306.8181mi.

Session Fastest Lap History

NO	CL	NAME	LAP TIME	TIME OF DAY	LAP	VEHICLE
45	F2	PAYNE / LACE	56.152	10:51:24.152	1	GP-F2 Yamaha
4	F1	PEACH / EDWARDS	55.116	10:51:24.284	1	LCR
4	F1	PEACH / EDWARDS	53.280	10:52:17.565	2	LCR
4	F1	PEACH / EDWARDS	51.739	10:54:03.627	4	LCR
4	F1	PEACH / EDWARDS	51.724	10:55:47.877	6	LCR

Flag History

TYPE	TIME OF DAY
GREEN	10:49:58.697
RED	10:56:24.299
GREEN	11:03:58.345
FINISH	11:08:46.794

Flag Statistics

TYPE	COUNT	TOTAL LAPS	TOTAL TIME
Green	2	13	12:15.530
Red	1	0	7:34.045
Safety Car	0	0	0.000
FCY	0	0	0.000

BMCRC - MRO Championships 2020 - Rnd 1 @ Brands Hatch Indy

RKB-BMCRC F1 & F2 Sidecars

QUALIFYING - STATISTICS

CLASS : F1

10 Starters

Fastest Lap History

NO	NAME	LAP TIME	TIME OF DAY	LAP	VEHICLE
4	PEACH / EDWARDS	55.116	10:51:24.284	1	LCR
4	PEACH / EDWARDS	53.280	10:52:17.565	2	LCR
4	PEACH / EDWARDS	51.739	10:54:03.627	4	LCR
4	PEACH / EDWARDS	51.724	10:55:47.877	6	LCR

BMCRC - MRO Championships 2020 - Rnd 1 @ Brands Hatch Indy

RKB-BMCRC F1 & F2 Sidecars

QUALIFYING - STATISTICS

CLASS : F2

17 Starters

Fastest Lap History

NO	NAME	LAP TIME	TIME OF DAY	LAP	VEHICLE
45	PAYNE / LACE	56.152	10:51:24.152	1	GP-F2 Yamaha
45	PAYNE / LACE	55.358	10:52:19.509	2	GP-F2 Yamaha
2	HOLDEN / CAIN	53.298	10:53:38.151	3	LCR F2
2	HOLDEN / CAIN	52.664	10:54:30.815	4	LCR F2
2	HOLDEN / CAIN	51.951	11:05:46.340	9	LCR F2

BMCRC - MRO Championships 2020 - Rnd 1 @ Brands Hatch Indy

RKB-BMCRC F1 & F2 Sidecars

RACE 6 - GRID (10 Laps)



ROW 14	28	34	GRAHAM / PYMM	27	131	CHANDLER / CHANDLER	
			1:03.715			1:00.885	
ROW 13		26	188	BEST / COLBROOK	25	24	BOELSMA / BURG
			1:00.799			58.833	
ROW 12	24	67	JEFFREY / FIELD	23	75	CLARKE / ANDERSON	
			58.767			58.677	
ROW 11		22	5	TAYLOR / HART	21	167	PETTMAN / ROBINSON
			58.591			58.304	
ROW 10	20	17	THOMAS / WARD	19	29	GRISTWOOD / CRACKNALL	
			58.129			57.967	
ROW 9		18	121	LAWRENCE / HUGHES	17	6	BELLABY / GRISTWOOD
			57.744			57.539	
ROW 8	16	74	JO RESTALL / JA RESTALL	15	31	MUNRO / SLATER	
			57.479			56.795	
ROW 7		14	92	HILDIGE / NEWMAN	13	76	STREET / CHARLESWORTH
			56.777			56.554	
ROW 6	12	73	GOODIER / STONE	11	39	MOORE / GASH	
			56.470			55.907	
ROW 5		10	44	KING / CHILD	9	36	SCHOFIELD / ROSTROM
			55.239			55.025	
ROW 4	8	136	S EDWARDS / L EDWARDS	7	27	KIRBY / GRAVES	
			54.539			54.476	
ROW 3		6	93	HOLDEN / LAWRENCE	5	13	DIX / PARKER
			53.703			53.251	
ROW 2	4	35	REEVES / THOMAS	3	45	PAYNE / LACE	
			51.951			51.724	
ROW 1		2	2	HOLDEN / CAIN	1	4	PEACH / EDWARDS
						Pole	

Brands Hatch Indy
Circuit Length = 1.2079 miles

These results are provisional until the conclusion of any judicial and technical matters.

Clerk Of Course :	Steward :	Timekeeper :

Results can be found at www.tsl-timing.com

Printed - 11:11 Saturday, 07 March 2020



BMCRC - MRO Championships 2020 - Rnd 1 @ Brands Hatch Indy

RKB-BMCRC F1 & F2 Sidecars

RACE 6 - CLASSIFICATION



POS	NO	CL	PIC NAME	ENTRY	LAPS	TIME	GAP	DIFF	MPH	BEST	ON
1	2	F2	1 HOLDEN / CAIN	LCR F2 - SBR	10	8:47.602			82.42	51.533	5
2	45	F2	2 PAYNE / LACE	GP-F2 Yamaha - Dave Allen Racing	10	9:02.238	14.636	14.636	80.19	53.064	7
3	35	F2	3 REEVES / JAMES	LCR MW Honda - Reeves Water Services	10	9:08.406	20.804	6.168	79.29	53.393	4
4	36	F2	4 SCHOFIELD / ROSTROM	DDM - SRT Motorcycles	10	9:12.106	24.504	3.700	78.76	53.820	8
5	13	F2	5 DIX / PARKER	Baker Honda - APACHE DEVEOLPEMENTS	10	9:13.664	26.062	1.558	78.54	54.204	4
6	93	F1	1 HOLDEN / LAWRENCE	LCR Suzuki - Holden racing	10	9:20.948	33.346	7.284	77.52	54.460	6
7	136	F1	2 S EDWARDS / L EDWARDS	BMR Suzuki - ECONOMY HEATING SERVICES	10	9:22.079	34.477	1.131	77.36	54.149	9
8	27	F2	6 KIRBY / GRAVES	KRT Suzuki - DDM Suzuki	10	9:31.814	44.212	9.735	76.04	55.143	5
9	73	F2	7 GOODIER / STONE	LCR F2 - Rowtec Ltd	10	9:39.882	52.280	8.068	74.99	56.425	3
10	76	F2	8 STREET / CHARLESWORTH	MRE Suzuki -	10	9:40.599	52.997	0.717	74.89	56.402	9
11	39	F2	9 MOORE / GASH	Ireson Honda - LBS Racing/Team Stannard	10	9:41.578	53.976	0.979	74.77	56.445	9
12	31	F2	10 MUNRO / GEDDES	Shelbourne Yamaha - Allbikes	10	9:44.734	57.132	3.156	74.36	57.063	3
13	17	F1	3 THOMAS / WARD	Ireson Suzuki - Team Walters And Thomas Sidecar	9	8:50.803	1 Lap	1 Lap	73.73	57.047	6
14	74	F1	4 JO RESTALL / JA RESTALL	RCN R6 -	9	8:54.491	1 Lap	3.688	73.22	57.569	9
15	5	F2	11 TAYLOR / HART	LCR F2 - Velocity V1	9	8:55.907	1 Lap	1.416	73.03	56.865	9
16	121	F1	5 LAWRENCE / HUGHES	LCR Yamaha -	9	9:06.829	1 Lap	10.922	71.57	59.250	8
17	167	F2	12 PETTMAN / ROBINSON	Windle Yamaha -	9	9:10.027	1 Lap	3.198	71.15	59.293	6
18	24	F2	13 BOELSMA / BURG	Honda -	9	9:10.913	1 Lap	0.886	71.04	59.306	3
19	67	F1	6 JEFFREY / FIELD	Windle F1 - MJP racing	9	9:20.814	1 Lap	9.901	69.78	1:00.078	9
20	188	F1	7 BEST / COLBROOK	RSR Suzuki - Ecosse Consulting	9	9:22.705	1 Lap	1.891	69.55	1:00.197	7

NOT CLASSIFIED

DNF	4	F1	PEACH / EDWARDS	LCR - Lifesafety Motorsport	8	7:01.780	2 Laps	1 Lap	82.48	51.183	4
DNF	92	F1	HILDIGE / NEWMAN	LCR Yamaha -	7	7:14.929	3 Laps	1 Lap	69.98	58.079	7
DNF	75	F1	CLARKE / ANDERSON	- City Lifting .CYB fibreglass	4	4:00.844	6 Laps	3 Laps	72.22	56.109	4
DNF	6	F2	BELLABY / GRISTWOOD	DDM Suzuki - Gristwood & Toms	1	1:08.525	9 Laps	3 Laps	63.45		
DNF	29	F2	GRISTWOOD / CRACKNALL	Suzuki - Gristwood&Toms	0						

FASTEST LAP

4	F1	PEACH / EDWARDS	LCR - Lifesafety Motorsport	4	51.183	84.96 mph	136.73 kph
2	F2	HOLDEN / CAIN	LCR F2 - SBR	5	51.533	84.38 mph	135.80 kph

Class F2 - 92.5% of Race Speed = 76.23 mph

Class F1 - 92.5% of Race Speed = 71.70 mph

Brands Hatch Indy
Circuit Length = 1.2079 miles
Start: 13:58 Flag 14:07 End: 14:08

Weather / Track : Cloudy / Dry

These results are provisional until the conclusion of any judicial and technical matters.

Clerk Of Course :	Steward :	Timekeeper :
-------------------	-----------	--------------

Results can be found at www.tsl-timing.com

Printed - 14:08 Saturday, 07 March 2020



BMCR - MRO Championships 2020 - Rnd 1 @ Brands Hatch Indy

RKB-BMCR F1 & F2 Sidecars

RACE 6 - LAP CHART

LAP 1 @ 13:59:48.079

NO	BEHIND	LAP TIME
2		57.605
35	1.346	58.951
4	1.443	59.048
45	2.209	59.814
13	3.313	1:00.918
36	4.057	1:01.662
27	5.257	1:02.862
73	6.079	1:03.684
93	6.422	1:04.027
39	7.027	1:04.632
136	7.135	1:04.740
76	8.651	1:06.256
31	9.269	1:06.874
17	9.398	1:07.003
121	10.851	1:08.456
6	10.920	1:08.525
74	11.178	1:08.783
24	12.449	1:10.054
167	12.624	1:10.229
75	12.866	1:10.471
67	14.022	1:11.627
188	15.038	1:12.643
5	15.181	1:12.786
92	15.953	1:13.558

LAP 2 @ 14:00:40.050

NO	BEHIND	LAP TIME
2		51.971
4	1.842	52.370
35	3.534	54.159
45	3.953	53.715
13	6.146	54.804
36	7.351	55.265
27	8.957	55.671
93	9.966	55.515
73	10.816	56.708
136	11.873	56.709
39	11.899	56.843
76	14.341	57.661
31	14.896	57.598
17	15.553	58.126
121	18.826	59.946
75	18.862	57.967
74	19.270	1:00.063
24	20.787	1:00.309
167	21.231	1:00.578
5	22.389	59.179
67	22.872	1:00.821
188	25.387	1:02.320
92	26.287	1:02.305

LAP 3 @ 14:01:32.133

NO	BEHIND	LAP TIME
2		52.083
4	1.077	51.318
35	5.103	53.652
45	5.487	53.617
13	8.364	54.301
36	10.013	54.745
27	12.788	55.914
93	12.860	54.977

73	15.158	56.425
136	15.379	55.589
39	17.810	57.994
76	19.478	57.220
31	19.876	57.063
17	20.618	57.148
75	23.076	56.297
74	25.322	58.135
121	26.723	59.980
24	28.010	59.306
5	28.905	58.599
167	28.996	59.848
67	31.537	1:00.748
188	33.782	1:00.478
92	37.032	1:02.828

LAP 4 @ 14:02:24.057

NO	BEHIND	LAP TIME
2		51.924
4	0.336	51.183
35	6.572	53.393
45	7.041	53.478
13	10.644	54.204
36	12.377	54.288
93	15.665	54.729
27	16.880	56.016
136	19.044	55.589
73	20.633	57.399
39	23.643	57.757
76	25.050	57.496
31	25.580	57.628
17	25.930	57.236
75	27.261	56.109
74	31.353	57.955
5	34.830	57.849
121	35.606	1:00.807
24	37.417	1:01.331
167	37.525	1:00.453
67	40.570	1:00.957
188	42.355	1:00.497
92	44.825	59.717

LAP 5 @ 14:03:15.590

NO	BEHIND	LAP TIME
2		51.533
4	0.357	51.554
35	8.437	53.398
45	8.760	53.252
13	13.608	54.497
36	15.703	54.859
93	18.738	54.606
27	20.490	55.143
136	22.143	54.632
73	25.977	56.877
39	29.861	57.751
76	30.988	57.471
31	31.415	57.368
17	32.107	57.710
74	37.630	57.810
5	40.800	57.503
121	43.726	59.653
24	46.057	1:00.173
167	46.658	1:00.666
67	50.242	1:01.205

188	51.570	1:00.748
-----	--------	----------

LAP 6 @ 14:04:07.826

NO	BEHIND	LAP TIME
2		52.236
92	1 Lap	59.035
4	0.284	52.163
45	9.774	53.250
35	10.040	53.839
13	15.972	54.600
36	17.440	53.973
93	20.962	54.460
27	23.888	55.634
136	24.079	54.172
73	30.603	56.862
39	35.017	57.392
76	35.574	56.822
31	36.762	57.583
17	36.918	57.047
74	43.431	58.037
5	46.432	57.868
121	50.858	59.368

LAP 7 @ 14:05:00.417

NO	BEHIND	LAP TIME
4		52.307
2	0.418	53.009
167	1 Lap	59.293
24	1 Lap	1:00.319
92	1 Lap	59.407
67	1 Lap	1:01.591
188	1 Lap	1:03.128
45	10.247	53.064
35	11.084	53.635
13	17.897	54.516
36	18.798	53.949
93	22.947	54.576
27	26.857	55.560
136	26.976	55.488
73	36.024	58.012
39	39.677	57.251
76	40.270	57.287
31	41.675	57.504
17	42.880	58.553
74	48.989	58.149
5	51.320	57.479

LAP 8 @ 14:05:52.254

NO	BEHIND	LAP TIME
4		51.837
2	0.551	51.970
121	1 Lap	59.816
167	1 Lap	59.522
24	1 Lap	59.605
45	12.916	54.506
92	1 Lap	58.079
35	13.948	54.701
67	1 Lap	1:01.842
188	1 Lap	1:00.197
13	20.649	54.589
36	20.781	53.820
93	26.654	55.544
136	30.587	55.448

27	31.254	56.234
73	42.031	57.844
39	44.865	57.025
76	45.386	56.953
31	47.638	57.800
17	49.656	58.613

LAP 9 @ 14:06:45.768

NO	BEHIND	LAP TIME
2		52.963
74	1 Lap	57.990
5	1 Lap	57.779
121	1 Lap	59.250
45	13.597	54.195
167	1 Lap	59.848
24	1 Lap	59.822
35	17.092	56.658
36	22.395	55.128
13	23.987	56.852
67	1 Lap	1:01.945
188	1 Lap	1:01.412
93	28.850	55.710
136	31.222	54.149
27	36.770	59.030
73	46.386	57.869
39	47.796	56.445
76	48.274	56.402
31	51.876	57.752

LAP 10 @ 14:07:38.076

NO	BEHIND	LAP TIME
2		52.308
17	1 Lap	59.367
74	1 Lap	57.569
5	1 Lap	56.865
45	14.636	53.347
121	1 Lap	59.553
35	20.804	56.020
167	1 Lap	59.590
24	1 Lap	59.994
36	24.504	54.417
13	26.062	54.383
67	1 Lap	1:00.078
93	33.346	56.804
136	34.477	55.563
188	1 Lap	1:01.282
27	44.212	59.750
73	52.280	58.202
76	52.997	57.031
39	53.976	58.488
31	57.132	57.564

Weather / Track : Cloudy / Dry

Results can be found at www.tsl-timing.com

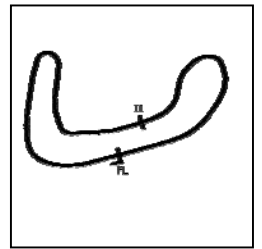
Brands Hatch Indy
Circuit Length = 1.2079 miles
Start: 13:58 Flag 14:07 End: 14:08

Printed - 14:09 Saturday, 07 March 2020

BMCRC - MRO Championships 2020 - Rnd 1 @ Brands Hatch Indy

RKB-BMCRC F1 & F2 Sidecars

RACE 6 - SECTOR ANALYSIS



SECTOR 1 = FL to I1, SECTOR 2 = I1 to FL, DIFF = Difference To Personal Best Lap, P = Crossed Finish Line in Pit Lane, D = Time Disallowed

P1		2 F2		HOLDEN / CAIN		LCR F2 - SBR	
IDEAL LAP TIME : 51.533		BEST LAP TIME : 51.533		DIFFERENCE : 0.000			
LAP	SECTOR 1	SECTOR 2	LAP TIME	MPH	DIFF	TIME OF DAY	
1 -		21.042	57.605	75.48	6.072	13:59:48.079	
2 -	31.135	20.836	51.971	83.67	0.438	14:00:40.050	
3 -	31.080	21.003	52.083	83.49	0.550	14:01:32.133	
4 -	31.074	20.850	51.924 (2)	83.74	0.391	14:02:24.057	
5 -	30.785	20.748	51.533 (1)	84.38		14:03:15.590	
6 -	30.807	21.429	52.236	83.24	0.703	14:04:07.826	
7 -	31.698	21.311	53.009	82.03	1.476	14:05:00.835	
8 -	31.095	20.875	51.970 (3)	83.67	0.437	14:05:52.805	
9 -	31.381	21.582	52.963	82.10	1.430	14:06:45.768	
10 -	31.360	20.948	52.308	83.13	0.775	14:07:38.076	

P2		45 F2		PAYNE / LACE		GP-F2 Yamaha - Dave Allen Racing	
IDEAL LAP TIME : 52.994		BEST LAP TIME : 53.064		DIFFERENCE : 0.070			
LAP	SECTOR 1	SECTOR 2	LAP TIME	MPH	DIFF	TIME OF DAY	
1 -		21.823	59.814	72.70	6.750	13:59:50.288	
2 -	31.711	22.004	53.715	80.95	0.651	14:00:44.003	
3 -	31.825	21.792	53.617	81.10	0.553	14:01:37.620	
4 -	31.623	21.855	53.478	81.31	0.414	14:02:31.098	
5 -	31.511	21.741	53.252 (3)	81.66	0.188	14:03:24.350	
6 -	31.482	21.768	53.250 (2)	81.66	0.186	14:04:17.600	
7 -	31.346	21.718	53.064 (1)	81.95		14:05:10.664	
8 -	32.177	22.329	54.506	79.78	1.442	14:06:05.170	
9 -	32.003	22.192	54.195	80.23	1.131	14:06:59.365	
10 -	31.699	21.648	53.347	81.51	0.283	14:07:52.712	

P3		35 F2		REEVES / JAMES		LCR MW Honda - Reeves Water Services	
IDEAL LAP TIME : 53.359		BEST LAP TIME : 53.393		DIFFERENCE : 0.034			
LAP	SECTOR 1	SECTOR 2	LAP TIME	MPH	DIFF	TIME OF DAY	
1 -		21.770	58.951	73.76	5.558	13:59:49.425	
2 -	31.978	22.181	54.159	80.29	0.766	14:00:43.584	
3 -	31.863	21.789	53.652	81.05	0.259	14:01:37.236	
4 -	31.694	21.699	53.393 (1)	81.44		14:02:30.629	
5 -	31.660	21.738	53.398 (2)	81.43	0.005	14:03:24.027	
6 -	31.829	22.010	53.839	80.77	0.446	14:04:17.866	
7 -	31.683	21.952	53.635 (3)	81.07	0.242	14:05:11.501	
8 -	32.498	22.203	54.701	79.49	1.308	14:06:06.202	
9 -	33.995	22.663	56.658	76.75	3.265	14:07:02.860	
10 -	33.526	22.494	56.020	77.62	2.627	14:07:58.880	

P4		36 F2		SCHOFIELD / ROSTROM		DDM - SRT Motorcycles	
IDEAL LAP TIME : 53.664		BEST LAP TIME : 53.820		DIFFERENCE : 0.156			
LAP	SECTOR 1	SECTOR 2	LAP TIME	MPH	DIFF	TIME OF DAY	
1 -		22.297	1:01.662	70.52	7.842	13:59:52.136	
2 -	33.301	21.964	55.265	78.68	1.445	14:00:47.401	
3 -	32.804	21.941	54.745	79.43	0.925	14:01:42.146	
4 -	32.529	21.759	54.288	80.10	0.468	14:02:36.434	
5 -	32.869	21.990	54.859	79.26	1.039	14:03:31.293	
6 -	32.244	21.729	53.973 (3)	80.56	0.153	14:04:25.266	
7 -	32.393	21.556	53.949 (2)	80.60	0.129	14:05:19.215	
8 -	32.108	21.712	53.820 (1)	80.79		14:06:13.035	
9 -	32.845	22.283	55.128	78.88	1.308	14:07:08.163	
10 -	32.548	21.869	54.417	79.91	0.597	14:08:02.580	

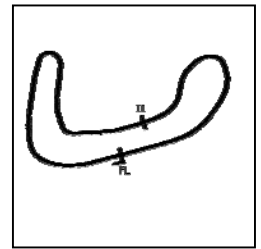
Weather / Track : Cloudy / Dry

Brands Hatch Indy
Circuit Length = 1.2079 miles
Start: 13:58 Flag 14:07 End: 14:08

BMCRC - MRO Championships 2020 - Rnd 1 @ Brands Hatch Indy

RKB-BMCRC F1 & F2 Sidecars

RACE 6 - SECTOR ANALYSIS



SECTOR 1 = FL to I1, SECTOR 2 = I1 to FL, DIFF = Difference To Personal Best Lap, P = Crossed Finish Line in Pit Lane, D = Time Disallowed

P5 13 F2		DIX / PARKER		Baker Honda - APACHE DEVELOPEMENTS		
IDEAL LAP TIME : 54.203		BEST LAP TIME : 54.204		DIFFERENCE : 0.001		
LAP	SECTOR 1	SECTOR 2	LAP TIME	MPH	DIFF	TIME OF DAY
1 -		22.202	1:00.918	71.38	6.714	13:59:51.392
2 -	32.842	21.962	54.804	79.34	0.600	14:00:46.196
3 -	32.367	21.934	54.301 (2)	80.08	0.097	14:01:40.497
4 -	32.352	21.852	54.204 (1)	80.22		14:02:34.701
5 -	32.646	21.851	54.497	79.79	0.293	14:03:29.198
6 -	32.439	22.161	54.600	79.64	0.396	14:04:23.798
7 -	32.602	21.914	54.516	79.76	0.312	14:05:18.314
8 -	32.596	21.993	54.589	79.66	0.385	14:06:12.903
9 -	33.647	23.205	56.852	76.48	2.648	14:07:09.755
10 -	32.521	21.862	54.383 (3)	79.96	0.179	14:08:04.138

P6 93 F1		HOLDEN / LAWRENCE		LCR Suzuki - Holden racing		
IDEAL LAP TIME : 54.319		BEST LAP TIME : 54.460		DIFFERENCE : 0.141		
LAP	SECTOR 1	SECTOR 2	LAP TIME	MPH	DIFF	TIME OF DAY
1 -		22.986	1:04.027	67.91	9.567	13:59:54.501
2 -	33.349	22.166	55.515	78.33	1.055	14:00:50.016
3 -	32.972	22.005	54.977	79.09	0.517	14:01:44.993
4 -	32.461	22.268	54.729	79.45	0.269	14:02:39.722
5 -	32.638	21.968	54.606 (3)	79.63	0.146	14:03:34.328
6 -	32.470	21.990	54.460 (1)	79.84		14:04:28.788
7 -	32.351	22.225	54.576 (2)	79.67	0.116	14:05:23.364
8 -	33.058	22.486	55.544	78.29	1.084	14:06:18.908
9 -	33.057	22.653	55.710	78.05	1.250	14:07:14.618
10 -	34.125	22.679	56.804	76.55	2.344	14:08:11.422

P7 136 F1		S EDWARDS / L EDWARDS		BMR Suzuki - ECONOMY HEATING SERVICES		
IDEAL LAP TIME : 53.918		BEST LAP TIME : 54.149		DIFFERENCE : 0.231		
LAP	SECTOR 1	SECTOR 2	LAP TIME	MPH	DIFF	TIME OF DAY
1 -		22.731	1:04.740	67.16	10.591	13:59:55.214
2 -	34.118	22.591	56.709	76.68	2.560	14:00:51.923
3 -	33.302	22.287	55.589	78.22	1.440	14:01:47.512
4 -	33.581	22.008	55.589	78.22	1.440	14:02:43.101
5 -	32.800	21.832	54.632 (3)	79.59	0.483	14:03:37.733
6 -	32.086	22.086	54.172 (2)	80.27	0.023	14:04:31.905
7 -	33.044	22.444	55.488	78.37	1.339	14:05:27.393
8 -	32.921	22.527	55.448	78.42	1.299	14:06:22.841
9 -	32.269	21.880	54.149 (1)	80.30		14:07:16.990
10 -	32.572	22.991	55.563	78.26	1.414	14:08:12.553

P8 27 F2		KIRBY / GRAVES		KRT Suzuki - DDM Suzuki		
IDEAL LAP TIME : 55.143		BEST LAP TIME : 55.143		DIFFERENCE : 0.000		
LAP	SECTOR 1	SECTOR 2	LAP TIME	MPH	DIFF	TIME OF DAY
1 -		22.772	1:02.862	69.17	7.719	13:59:53.336
2 -	33.148	22.523	55.671	78.11	0.528	14:00:49.007
3 -	33.318	22.596	55.914	77.77	0.771	14:01:44.921
4 -	33.755	22.261	56.016	77.63	0.873	14:02:40.937
5 -	32.986	22.157	55.143 (1)	78.86		14:03:36.080
6 -	33.231	22.403	55.634 (3)	78.16	0.491	14:04:31.714
7 -	32.998	22.562	55.560 (2)	78.26	0.417	14:05:27.274
8 -	33.480	22.754	56.234	77.33	1.091	14:06:23.508
9 -	33.620	25.410	59.030	73.66	3.887	14:07:22.538
10 -	36.092	23.658	59.750	72.77	4.607	14:08:22.288

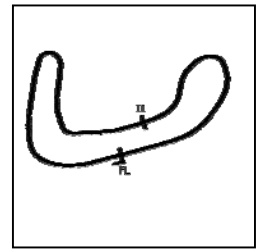
Weather / Track : Cloudy / Dry

Brands Hatch Indy
Circuit Length = 1.2079 miles
Start: 13:58 Flag 14:07 End: 14:08

BMCRC - MRO Championships 2020 - Rnd 1 @ Brands Hatch Indy

RKB-BMCRC F1 & F2 Sidecars

RACE 6 - SECTOR ANALYSIS



SECTOR 1 = FL to I1, SECTOR 2 = I1 to FL, DIFF = Difference To Personal Best Lap, P = Crossed Finish Line in Pit Lane, D = Time Disallowed

P9 73 F2 GOODIER / STONE			LCR F2 - Rowtec Ltd			
IDEAL LAP TIME : 56.141		BEST LAP TIME : 56.425		DIFFERENCE : 0.284		
LAP	SECTOR 1	SECTOR 2	LAP TIME	MPH	DIFF	TIME OF DAY
1 -		22.760	1:03.684	68.28	7.259	13:59:54.158
2 -	34.188	22.520	56.708 (2)	76.68	0.283	14:00:50.866
3 -	33.621	22.804	56.425 (1)	77.06		14:01:47.291
4 -	34.464	22.935	57.399	75.76	0.974	14:02:44.690
5 -	33.947	22.930	56.877	76.45	0.452	14:03:41.567
6 -	33.985	22.877	56.862 (3)	76.47	0.437	14:04:38.429
7 -	35.176	22.836	58.012	74.96	1.587	14:05:36.441
8 -	34.657	23.187	57.844	75.17	1.419	14:06:34.285
9 -	34.856	23.013	57.869	75.14	1.444	14:07:32.154
10 -	35.196	23.006	58.202	74.71	1.777	14:08:30.356

P10 76 F2 STREET / CHARLESWORTH			MRE Suzuki -			
IDEAL LAP TIME : 56.374		BEST LAP TIME : 56.402		DIFFERENCE : 0.028		
LAP	SECTOR 1	SECTOR 2	LAP TIME	MPH	DIFF	TIME OF DAY
1 -		24.020	1:06.256	65.63	9.854	13:59:56.730
2 -	34.124	23.537	57.661	75.41	1.259	14:00:54.391
3 -	33.813	23.407	57.220	75.99	0.818	14:01:51.611
4 -	34.086	23.410	57.496	75.63	1.094	14:02:49.107
5 -	33.995	23.476	57.471	75.66	1.069	14:03:46.578
6 -	33.878	22.944	56.822 (2)	76.53	0.420	14:04:43.400
7 -	34.064	23.223	57.287	75.90	0.885	14:05:40.687
8 -	33.796	23.157	56.953 (3)	76.35	0.551	14:06:37.640
9 -	33.430	22.972	56.402 (1)	77.10		14:07:34.042
10 -	33.905	23.126	57.031	76.24	0.629	14:08:31.073

P11 39 F2 MOORE / GASH			Ireson Honda - LBS Racing/Team Stannard			
IDEAL LAP TIME : 56.445		BEST LAP TIME : 56.445		DIFFERENCE : 0.000		
LAP	SECTOR 1	SECTOR 2	LAP TIME	MPH	DIFF	TIME OF DAY
1 -		23.602	1:04.632	67.28	8.187	13:59:55.106
2 -	33.984	22.859	56.843 (2)	76.50	0.398	14:00:51.949
3 -	34.429	23.565	57.994	74.98	1.549	14:01:49.943
4 -	34.195	23.562	57.757	75.29	1.312	14:02:47.700
5 -	34.611	23.140	57.751	75.29	1.306	14:03:45.451
6 -	34.442	22.950	57.392	75.77	0.947	14:04:42.843
7 -	34.319	22.932	57.251	75.95	0.806	14:05:40.094
8 -	34.186	22.839	57.025 (3)	76.25	0.580	14:06:37.119
9 -	33.652	22.793	56.445 (1)	77.04		14:07:33.564
10 -	35.001	23.487	58.488	74.35	2.043	14:08:32.052

P12 31 F2 MUNRO / GEDDES			Shelbourne Yamaha - Allbikes			
IDEAL LAP TIME : 56.952		BEST LAP TIME : 57.063		DIFFERENCE : 0.111		
LAP	SECTOR 1	SECTOR 2	LAP TIME	MPH	DIFF	TIME OF DAY
1 -		23.966	1:06.874	65.02	9.811	13:59:57.348
2 -	33.831	23.767	57.598	75.49	0.535	14:00:54.946
3 -	33.503	23.560	57.063 (1)	76.20		14:01:52.009
4 -	33.889	23.739	57.628	75.45	0.565	14:02:49.637
5 -	33.745	23.623	57.368 (2)	75.80	0.305	14:03:47.005
6 -	34.044	23.539	57.583	75.51	0.520	14:04:44.588
7 -	33.817	23.687	57.504 (3)	75.62	0.441	14:05:42.092
8 -	34.161	23.639	57.800	75.23	0.737	14:06:39.892
9 -	34.303	23.449	57.752	75.29	0.689	14:07:37.644
10 -	34.031	23.533	57.564	75.54	0.501	14:08:35.208

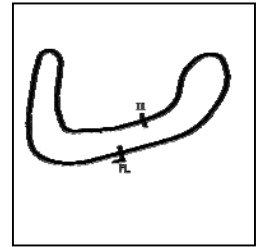
Weather / Track : Cloudy / Dry

Brands Hatch Indy
Circuit Length = 1.2079 miles
Start: 13:58 Flag 14:07 End: 14:08

BMCRC - MRO Championships 2020 - Rnd 1 @ Brands Hatch Indy

RKB-BMCRC F1 & F2 Sidecars

RACE 6 - SECTOR ANALYSIS



SECTOR 1 = FL to I1, SECTOR 2 = I1 to FL, DIFF = Difference To Personal Best Lap, P = Crossed Finish Line in Pit Lane, D = Time Disallowed

P13 17 F1 THOMAS / WARD		Ireson Suzuki - Team Walters And Thomas Sidecar racing				
IDEAL LAP TIME : 56.788		BEST LAP TIME : 57.047		DIFFERENCE : 0.259		
LAP	SECTOR 1	SECTOR 2	LAP TIME	MPH	DIFF	TIME OF DAY
1 -		23.744	1:07.003	64.90	9.956	13:59:57.477
2 -	35.111	23.015	58.126	74.81	1.079	14:00:55.603
3 -	34.605	22.543	57.148 (2)	76.09	0.101	14:01:52.751
4 -	34.296	22.940	57.236 (3)	75.97	0.189	14:02:49.987
5 -	35.178	22.532	57.710	75.35	0.663	14:03:47.697
6 -	34.555	22.492	57.047 (1)	76.22		14:04:44.744
7 -	35.337	23.216	58.553	74.26	1.506	14:05:43.297
8 -	35.483	23.130	58.613	74.19	1.566	14:06:41.910
9 -	36.360	23.007	59.367	73.24	2.320	14:07:41.277

P14 74 F1 JO RESTALL / JA RESTALL		RCN R6 -				
IDEAL LAP TIME : 57.395		BEST LAP TIME : 57.569		DIFFERENCE : 0.174		
LAP	SECTOR 1	SECTOR 2	LAP TIME	MPH	DIFF	TIME OF DAY
1 -		24.265	1:08.783	63.22	11.214	13:59:59.257
2 -	36.221	23.842	1:00.063	72.40	2.494	14:00:59.320
3 -	35.164	22.971	58.135	74.80	0.566	14:01:57.455
4 -	34.753	23.202	57.955 (3)	75.03	0.386	14:02:55.410
5 -	34.515	23.295	57.810 (2)	75.22	0.241	14:03:53.220
6 -	34.705	23.332	58.037	74.92	0.468	14:04:51.257
7 -	34.883	23.266	58.149	74.78	0.580	14:05:49.406
8 -	35.000	22.990	57.990	74.98	0.421	14:06:47.396
9 -	34.689	22.880	57.569 (1)	75.53		14:07:44.965

P15 5 F2 TAYLOR / HART		LCR F2 - Velocity V1				
IDEAL LAP TIME : 56.865		BEST LAP TIME : 56.865		DIFFERENCE : 0.000		
LAP	SECTOR 1	SECTOR 2	LAP TIME	MPH	DIFF	TIME OF DAY
1 -		24.563	1:12.786	59.74	15.921	14:00:03.260
2 -	35.956	23.223	59.179	73.48	2.314	14:01:02.439
3 -	34.825	23.774	58.599	74.20	1.734	14:02:01.038
4 -	34.452	23.397	57.849	75.17	0.984	14:02:58.887
5 -	34.252	23.251	57.503 (3)	75.62	0.638	14:03:56.390
6 -	34.412	23.456	57.868	75.14	1.003	14:04:54.258
7 -	34.404	23.075	57.479 (2)	75.65	0.614	14:05:51.737
8 -	34.581	23.198	57.779	75.26	0.914	14:06:49.516
9 -	33.970	22.895	56.865 (1)	76.47		14:07:46.381

P16 121 F1 LAWRENCE / HUGHES		LCR Yamaha -				
IDEAL LAP TIME : 58.693		BEST LAP TIME : 59.250		DIFFERENCE : 0.557		
LAP	SECTOR 1	SECTOR 2	LAP TIME	MPH	DIFF	TIME OF DAY
1 -		24.055	1:08.456	63.52	9.206	13:59:58.930
2 -	35.858	24.088	59.946	72.54	0.696	14:00:58.876
3 -	35.841	24.139	59.980	72.50	0.730	14:01:58.856
4 -	36.333	24.474	1:00.807	71.51	1.557	14:02:59.663
5 -	35.513	24.140	59.653	72.89	0.403	14:03:59.316
6 -	35.965	23.403	59.368 (2)	73.24	0.118	14:04:58.684
7 -	35.460	24.356	59.816	72.69	0.566	14:05:58.500
8 -	35.290	23.960	59.250 (1)	73.39		14:06:57.750
9 -	36.011	23.542	59.553 (3)	73.02	0.303	14:07:57.303

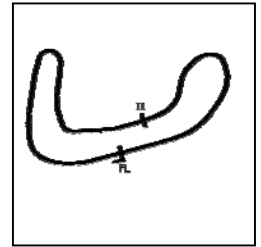
Weather / Track : Cloudy / Dry

Brands Hatch Indy
Circuit Length = 1.2079 miles
Start: 13:58 Flag 14:07 End: 14:08

BMCRC - MRO Championships 2020 - Rnd 1 @ Brands Hatch Indy

RKB-BMCRC F1 & F2 Sidecars

RACE 6 - SECTOR ANALYSIS



SECTOR 1 = FL to I1, SECTOR 2 = I1 to FL, DIFF = Difference To Personal Best Lap, P = Crossed Finish Line in Pit Lane, D = Time Disallowed

P17 167 F2		PETTMAN / ROBINSON		Windle Yamaha -		
IDEAL LAP TIME : 59.284		BEST LAP TIME : 59.293		DIFFERENCE : 0.009		
LAP	SECTOR 1	SECTOR 2	LAP TIME	MPH	DIFF	TIME OF DAY
1 -		24.924	1:10.229	61.91	10.936	14:00:00.703
2 -	36.181	24.397	1:00.578	71.78	1.285	14:01:01.281
3 -	35.798	24.050	59.848	72.66	0.555	14:02:01.129
4 -	36.055	24.398	1:00.453	71.93	1.160	14:03:01.582
5 -	36.736	23.930	1:00.666	71.68	1.373	14:04:02.248
6 -	35.402	23.891	59.293 (1)	73.34		14:05:01.541
7 -	35.393	24.129	59.522 (2)	73.05	0.229	14:06:01.063
8 -	35.610	24.238	59.848	72.66	0.555	14:07:00.911
9 -	35.539	24.051	59.590 (3)	72.97	0.297	14:08:00.501

P18 24 F2		BOELSMA / BURG		Honda -		
IDEAL LAP TIME : 59.306		BEST LAP TIME : 59.306		DIFFERENCE : 0.000		
LAP	SECTOR 1	SECTOR 2	LAP TIME	MPH	DIFF	TIME OF DAY
1 -		24.663	1:10.054	62.07	10.748	14:00:00.528
2 -	36.297	24.012	1:00.309	72.10	1.003	14:01:00.837
3 -	35.589	23.717	59.306 (1)	73.32		14:02:00.143
4 -	36.546	24.785	1:01.331	70.90	2.025	14:03:01.474
5 -	36.251	23.922	1:00.173	72.26	0.867	14:04:01.647
6 -	36.084	24.235	1:00.319	72.09	1.013	14:05:01.966
7 -	35.634	23.971	59.605 (2)	72.95	0.299	14:06:01.571
8 -	35.734	24.088	59.822 (3)	72.69	0.516	14:07:01.393
9 -	36.182	23.812	59.994	72.48	0.688	14:08:01.387

P19 67 F1		JEFFREY / FIELD		Windle F1 - MJP racing		
IDEAL LAP TIME : 59.987		BEST LAP TIME : 1:00.078		DIFFERENCE : 0.091		
LAP	SECTOR 1	SECTOR 2	LAP TIME	MPH	DIFF	TIME OF DAY
1 -		25.417	1:11.627	60.71	11.549	14:00:02.101
2 -	36.457	24.364	1:00.821 (3)	71.49	0.743	14:01:02.922
3 -	36.049	24.699	1:00.748 (2)	71.58	0.670	14:02:03.670
4 -	36.625	24.332	1:00.957	71.33	0.879	14:03:04.627
5 -	36.352	24.853	1:01.205	71.04	1.127	14:04:05.832
6 -	36.816	24.775	1:01.591	70.60	1.513	14:05:07.423
7 -	36.919	24.923	1:01.842	70.31	1.764	14:06:09.265
8 -	36.829	25.116	1:01.945	70.20	1.867	14:07:11.210
9 -	36.140	23.938	1:00.078 (1)	72.38		14:08:11.288

P20 188 F1		BEST / COLBROOK		RSR Suzuki - Ecosse Consulting		
IDEAL LAP TIME : 1:00.155		BEST LAP TIME : 1:00.197		DIFFERENCE : 0.042		
LAP	SECTOR 1	SECTOR 2	LAP TIME	MPH	DIFF	TIME OF DAY
1 -		24.707	1:12.643	59.86	12.446	14:00:03.117
2 -	38.266	24.054	1:02.320	69.77	2.123	14:01:05.437
3 -	36.364	24.114	1:00.478 (2)	71.90	0.281	14:02:05.915
4 -	36.562	23.935	1:00.497 (3)	71.88	0.300	14:03:06.412
5 -	36.850	23.898	1:00.748	71.58	0.551	14:04:07.160
6 -	38.690	24.438	1:03.128	68.88	2.931	14:05:10.288
7 -	36.406	23.791	1:00.197 (1)	72.23		14:06:10.485
8 -	37.279	24.133	1:01.412	70.81	1.215	14:07:11.897
9 -	36.800	24.482	1:01.282	70.96	1.085	14:08:13.179

Weather / Track : Cloudy / Dry

Brands Hatch Indy
Circuit Length = 1.2079 miles
Start: 13:58 Flag 14:07 End: 14:08

BMCRC - MRO Championships 2020 - Rnd 1 @ Brands Hatch Indy

RKB-BMCRC F1 & F2 Sidecars

RACE 6 - SECTOR ANALYSIS



SECTOR 1 = FL to I1, SECTOR 2 = I1 to FL, DIFF = Difference To Personal Best Lap, P = Crossed Finish Line in Pit Lane, D = Time Disallowed

P21		4 F1		PEACH / EDWARDS		LCR - Lifesafety Motorsport	
IDEAL LAP TIME : 51.183		BEST LAP TIME : 51.183		DIFFERENCE : 0.000			
LAP	SECTOR 1	SECTOR 2	LAP TIME	MPH	DIFF	TIME OF DAY	
1 -		21.711	59.048	73.64	7.865	13:59:49.522	
2 -	31.677	20.693	52.370	83.03	1.187	14:00:41.892	
3 -	30.560	20.758	51.318 (2)	84.73	0.135	14:01:33.210	
4 -	30.526	20.657	51.183 (1)	84.96		14:02:24.393	
5 -	30.665	20.889	51.554 (3)	84.35	0.371	14:03:15.947	
6 -	30.659	21.504	52.163	83.36	0.980	14:04:08.110	
7 -	31.014	21.293	52.307	83.13	1.124	14:05:00.417	
8 -	30.964	20.873	51.837	83.88	0.654	14:05:52.254	

P22		92 F1		HILDIGE / NEWMAN		LCR Yamaha -	
IDEAL LAP TIME : 58.079		BEST LAP TIME : 58.079		DIFFERENCE : 0.000			
LAP	SECTOR 1	SECTOR 2	LAP TIME	MPH	DIFF	TIME OF DAY	
1 -		25.015	1:13.558	59.11	15.479	14:00:04.032	
2 -	37.769	24.536	1:02.305	69.79	4.226	14:01:06.337	
3 -	37.273	25.555	1:02.828	69.21	4.749	14:02:09.165	
4 -	35.823	23.894	59.717	72.82	1.638	14:03:08.882	
5 -	35.257	23.778	59.035 (2)	73.66	0.956	14:04:07.917	
6 -	35.897	23.510	59.407 (3)	73.20	1.328	14:05:07.324	
7 -	34.644	23.435	58.079 (1)	74.87		14:06:05.403	

P23		75 F1		CLARKE / ANDERSON		- City Lifting .CYB fibreglass	
IDEAL LAP TIME : 56.011		BEST LAP TIME : 56.109		DIFFERENCE : 0.098			
LAP	SECTOR 1	SECTOR 2	LAP TIME	MPH	DIFF	TIME OF DAY	
1 -		23.481	1:10.471	61.70	14.362	14:00:00.945	
2 -	34.682	23.285	57.967 (3)	75.01	1.858	14:00:58.912	
3 -	33.437	22.860	56.297 (2)	77.24	0.188	14:01:55.209	
4 -	33.535	22.574	56.109 (1)	77.50		14:02:51.318	

P24		6 F2		BELLABY / GRISTWOOD		DDM Suzuki - Gristwood & Toms	
IDEAL LAP TIME :		BEST LAP TIME :		DIFFERENCE :			
LAP	SECTOR 1	SECTOR 2	LAP TIME	MPH	DIFF	TIME OF DAY	
1 -		24.423	1:08.525	63.45		13:59:58.999	

BMCRC - MRO Championships 2020 - Rnd 1 @ Brands Hatch Indy

RKB-BMCRC F1 & F2 Sidecars

RACE 6 - BEST SECTORS

SECTOR 1			SECTOR 2			IDEAL / BEST COMPARISON						
POS	NO	NAME	TIME	NO	NAME	TIME	POS	NO	NAME	IDEAL	BEST	DIFF
									PERFECT LAP	51.183		
1	4	PEACH / EDWARDS	30.526	4	PEACH / EDWARDS	20.657	1	4	PEACH / EDWARDS	51.183	51.183	0.000
2	2	HOLDEN / CAIN	30.785	2	HOLDEN / CAIN	20.748	2	2	HOLDEN / CAIN	51.533	51.533	0.000
3	45	PAYNE / LACE	31.346	36	SCHOFIELD / ROSTROM	21.556	3	45	PAYNE / LACE	52.994	53.064	0.070
4	35	REEVES / JAMES	31.660	45	PAYNE / LACE	21.648	4	35	REEVES / JAMES	53.359	53.393	0.034
5	136	S EDWARDS / L EDWARDS	32.086	35	REEVES / JAMES	21.699	5	36	SCHOFIELD / ROSTI	53.664	53.820	0.156
6	36	SCHOFIELD / ROSTROM	32.108	136	S EDWARDS / L EDWARDS	21.832	6	136	S EDWARDS / L EDV	53.918	54.149	0.231
7	93	HOLDEN / LAWRENCE	32.351	13	DIX / PARKER	21.851	7	13	DIX / PARKER	54.203	54.204	0.001
8	13	DIX / PARKER	32.352	93	HOLDEN / LAWRENCE	21.968	8	93	HOLDEN / LAWRENC	54.319	54.460	0.141
9	27	KIRBY / GRAVES	32.986	27	KIRBY / GRAVES	22.157	9	27	KIRBY / GRAVES	55.143	55.143	0.000
10	76	STREET / CHARLESWORTH	33.430	17	THOMAS / WARD	22.492	10	75	CLARKE / ANDERSO	56.011	56.109	0.098
11	75	CLARKE / ANDERSON	33.437	73	GOODIER / STONE	22.520	11	73	GOODIER / STONE	56.141	56.425	0.284
12	31	MUNRO / GEDDES	33.503	75	CLARKE / ANDERSON	22.574	12	76	STREET / CHARLES\	56.374	56.402	0.028
13	73	GOODIER / STONE	33.621	39	MOORE / GASH	22.793	13	39	MOORE / GASH	56.445	56.445	0.000
14	39	MOORE / GASH	33.652	74	JO RESTALL / JA RESTALL	22.880	14	17	THOMAS / WARD	56.788	57.047	0.259
15	5	TAYLOR / HART	33.970	5	TAYLOR / HART	22.895	15	5	TAYLOR / HART	56.865	56.865	0.000
16	17	THOMAS / WARD	34.296	76	STREET / CHARLESWORTH	22.944	16	31	MUNRO / GEDDES	56.952	57.063	0.111
17	74	JO RESTALL / JA RESTALL	34.515	121	LAWRENCE / HUGHES	23.403	17	74	JO RESTALL / JA RE	57.395	57.569	0.174
18	92	HILDIGE / NEWMAN	34.644	92	HILDIGE / NEWMAN	23.435	18	92	HILDIGE / NEWMAN	58.079	58.079	0.000
19	121	LAWRENCE / HUGHES	35.290	31	MUNRO / GEDDES	23.449	19	121	LAWRENCE / HUGHE	58.693	59.250	0.557
20	167	PETTMAN / ROBINSON	35.393	24	BOELSMA / BURG	23.717	20	167	PETTMAN / ROBINS	59.284	59.293	0.009
21	24	BOELSMA / BURG	35.589	188	BEST / COLBROOK	23.791	21	24	BOELSMA / BURG	59.306	59.306	0.000
22	67	JEFFREY / FIELD	36.049	167	PETTMAN / ROBINSON	23.891	22	67	JEFFREY / FIELD	59.987	1:00.078	0.091
23	188	BEST / COLBROOK	36.364	67	JEFFREY / FIELD	23.938	23	188	BEST / COLBROOK	1:00.155	1:00.197	0.042
24				6	BELLABY / GRISTWOOD	24.423	24	6	BELLABY / GRISTWC			
25												

Weather / Track : Cloudy / Dry

Results can be found at www.tsl-timing.com

Brands Hatch Indy
 Circuit Length = 1.2079 miles
 Start: 13:58 Flag 14:07 End: 14:08

Printed - 14:09 Saturday, 07 March 2020

BMCRC - MRO Championships 2020 - Rnd 1 @ Brands Hatch Indy

RKB-BMCRC F1 & F2 Sidecars

RACE 6 - STATISTICS

Competitors Started 24
Planned Start 2020-03-07 @ 13:55:00.000
Actual Start 2020-03-07 @ 13:58:50.473
Finish Time 2020-03-07 @ 14:07:38.075
Track Length 1.2079mi.
Total Laps 212
Total Distance Covered 256.0844mi.

Session Fastest Lap History

NO	CL	NAME	LAP TIME	TIME OF DAY	LAP	VEHICLE
2	F2	HOLDEN / CAIN	51.971	14:00:40.067	2	LCR F2
4	F1	PEACH / EDWARDS	51.318	14:01:33.225	3	LCR
4	F1	PEACH / EDWARDS	51.183	14:02:24.408	4	LCR

Session Leader History

NO	CL	NAME	FROM LAP	LAPS LED	DISTANCE	VEHICLE
2	F2	HOLDEN / CAIN	1	6	7.24 miles	LCR F2
4	F1	PEACH / EDWARDS	7	2	2.41 miles	LCR
2	F2	HOLDEN / CAIN	9	2	2.41 miles	LCR F2

Flag History

TYPE	TIME OF DAY
GREEN	13:58:50.473
FINISH	14:07:38.075

Flag Statistics

TYPE	COUNT	TOTAL LAPS	TOTAL TIME
Green	1	10	9:50.602
Red	0	0	0.000
Safety Car	0	0	0.000
FCY	0	0	0.000

BMCRC - MRO Championships 2020 - Rnd 1 @ Brands Hatch Indy

RKB-BMCRC F1 & F2 Sidecars

RACE 6 - STATISTICS

CLASS : F1

10 Starters

Fastest Lap History

NO	NAME	LAP TIME	TIME OF DAY	LAP	VEHICLE
4	PEACH / EDWARDS	52.370	14:00:41.907	2	LCR
4	PEACH / EDWARDS	51.318	14:01:33.225	3	LCR
4	PEACH / EDWARDS	51.183	14:02:24.408	4	LCR

Leader History

NO	NAME	FROM LAP	LAPS LED	DISTANCE	VEHICLE
4	PEACH / EDWARDS	1	8	9.66 miles	LCR
93	HOLDEN / LAWRENCE	9	2	2.41 miles	LCR Suzuki

BMCRC - MRO Championships 2020 - Rnd 1 @ Brands Hatch Indy

RKB-BMCRC F1 & F2 Sidecars

RACE 6 - STATISTICS

CLASS : F2

14 Starters

Fastest Lap History

NO	NAME	LAP TIME	TIME OF DAY	LAP	VEHICLE
2	HOLDEN / CAIN	51.971	14:00:40.067	2	LCR F2
2	HOLDEN / CAIN	51.924	14:02:24.075	4	LCR F2
2	HOLDEN / CAIN	51.533	14:03:15.607	5	LCR F2

Leader History

NO	NAME	FROM LAP	LAPS LED	DISTANCE	VEHICLE
2	HOLDEN / CAIN	1	10	12.07 miles	LCR F2

BMCRC - MRO Championships 2020 - Rnd 1 @ Brands Hatch Indy

RKB-BMCRC F1 & F2 Sidecars

RACE 16 - GRID (10 Laps)



ROW 14	28	34 GRAHAM / PYMM	27	131 CHANDLER / CHANDLER		
ROW 13		26	44 KING / CHILD	25	6 BELLABY / GRISTWOOD	
ROW 12	24	29 GRISTWOOD / CRACKNALL	23	188 BEST / COLBROOK	1:00.197	
ROW 11		22	67 JEFFREY / FIELD	21	24 BOELSMAN / BURG	1:00.078
ROW 10	20	167 PETTMAN / ROBINSON	19	121 LAWRENCE / HUGHES	59.306	
ROW 9		18	92 HILDIGE / NEWMAN	17	74 JO RESTALL / JA RESTALL	59.293
ROW 8	16	31 MUNRO / GEDDES	15	17 THOMAS / WARD	59.250	
ROW 7		14	5 TAYLOR / HART	13	39 MOORE / GASH	58.079
ROW 6	12	73 GOODIER / STONE	11	76 STREET / CHARLESWORTH	57.569	
ROW 5		10	75 CLARKE / ANDERSON	9	27 KIRBY / GRAVES	57.063
ROW 4	8	93 HOLDEN / LAWRENCE	7	13 DIX / PARKER	57.047	
ROW 3		6	136 S EDWARDS / L EDWARDS	5	36 SCHOFIELD / ROSTROM	56.865
ROW 2	4	35 REEVES / JAMES	3	45 PAYNE / LACE	56.445	
ROW 1		2	2 HOLDEN / CAIN	1	4 PEACH / EDWARDS	56.425
					Pole	

Brands Hatch Indy
Circuit Length = 1.2079 miles

These results are provisional until the conclusion of any judicial and technical matters.

Clerk Of Course :	Steward :	Timekeeper :
-------------------	-----------	--------------

Results can be found at www.tsl-timing.com

Printed - 14:10 Saturday, 07 March 2020



BMCRC - MRO Championships 2020 - Rnd 1 @ Brands Hatch Indy

RKB-BMCRC F1 & F2 Sidecars

RACE 16 - CLASSIFICATION



POS	NO	CL	PIC NAME	ENTRY	LAPS	TIME	GAP	DIFF	MPH	BEST	ON
1	2	F2	1 HOLDEN / CAIN	LCR F2 - SBR	10	8:52.449			81.67	51.956	4
2	4	F1	1 PEACH / EDWARDS	LCR - Lifesafety Motorsport	10	8:59.004	6.555	6.555	80.67	51.554	5
3	45	F2	2 PAYNE / LACE	GP-F2 Yamaha - Dave Allen Racing	10	9:03.989	11.540	4.985	79.93	53.039	3
4	36	F2	3 SCHOFIELD / ROSTROM	DDM - SRT Motorcycles	10	9:12.225	19.776	8.236	78.74	53.984	6
5	13	F2	4 DIX / PARKER	Baker Honda - APACHE DEVELOPEMENTS	10	9:15.274	22.825	3.049	78.31	54.220	5
6	93	F1	2 HOLDEN / LAWRENCE	LCR Suzuki - Holden racing	10	9:20.922	28.473	5.648	77.52	54.579	8
7	27	F2	5 KIRBY / GRAVES	KRT Suzuki - DDM Suzuki	10	9:25.999	33.550	5.077	76.83	55.339	10
8	136	F1	3 S EDWARDS / L EDWARDS	BMR Suzuki - ECONOMY HEATING SERVICES	10	9:26.130	33.681	0.131	76.81	54.855	10
9	75	F1	4 CLARKE / ANDERSON	- City Lifting .CYB fibreglass	10	9:30.083	37.634	3.953	76.28	54.373	7
10	44	F2	6 KING / CHILD	Lumley Ireson F2 - The Bell on the Common	10	9:30.960	38.511	0.877	76.16	55.726	4
11	73	F2	7 GOODIER / STONE	LCR F2 - Rowtec Ltd	10	9:34.714	42.265	3.754	75.66	55.978	6
12	5	F2	8 TAYLOR / HART	LCR F2 - Velocity V1	10	9:42.701	50.252	7.987	74.62	57.158	7
13	17	F1	5 THOMAS / WARD	Ireson Suzuki - Team Walters And Thomas Sidecar	10	9:48.157	55.708	5.456	73.93	57.162	6
14	39	F2	9 MOORE / GASH	Ireson Honda - LBS Racing/Team Stannard	10	9:49.049	56.600	0.892	73.82	57.280	6
15	31	F2	10 MUNRO / GEDDES	Shelbourne Yamaha - Allbikes	9	8:52.689	1 Lap	1 Lap	73.47	57.119	9
16	6	F2	11 BELLABY / GRISTWOOD	DDM Suzuki - Gristwood & Toms	9	8:57.871	1 Lap	5.182	72.76	58.374	8
17	74	F1	6 JO RESTALL / JA RESTALL	RCN R6 -	9	9:00.485	1 Lap	2.614	72.41	58.145	5
18	76	F2	12 STREET / CHARLESWORTH	MRE Suzuki -	9	9:02.941	1 Lap	2.456	72.08	57.469	3
19	29	F2	13 GRISTWOOD / CRACKNALL	Suzuki - Gristwood&Toms	9	9:07.235	1 Lap	4.294	71.51	58.802	7
20	167	F2	14 PETTMAN / ROBINSON	Windle Yamaha -	9	9:08.257	1 Lap	1.022	71.38	59.312	5
21	92	F1	7 HILDIGE / NEWMAN	LCR Yamaha -	9	9:12.547	1 Lap	4.290	70.83	57.672	8
22	24	F2	15 BOELSMA / BURG	Honda -	9	9:14.303	1 Lap	1.756	70.60	59.836	8
23	67	F1	8 JEFFREY / FIELD	Windle F1 - MJP racing	9	9:23.091	1 Lap	8.788	69.50	59.877	9
24	188	F1	9 BEST / COLBROOK	RSR Suzuki - Ecosse Consulting	9	9:40.432	1 Lap	17.341	67.42	1:02.668	5

NOT CLASSIFIED

DNF	131	F2	CHANDLER / CHANDLER	Baker Honda -	3	3:16.304	7 Laps	6 Laps	66.45	1:01.607	3
-----	-----	----	---------------------	---------------	---	----------	--------	--------	-------	----------	---

FASTEST LAP

4	F1	PEACH / EDWARDS	LCR - Lifesafety Motorsport	5	51.554	84.35 mph	135.74 kph
2	F2	HOLDEN / CAIN	LCR F2 - SBR	4	51.956	83.69 mph	134.69 kph

Class F2 - 92.5% of Race Speed = 75.54 mph

Class F1 - 92.5% of Race Speed = 74.61 mph

Weather / Track : Cloudy / Dry

These results are provisional until the conclusion of any judicial and technical matters.

Brands Hatch Indy

Circuit Length = 1.2079 miles

Start: 16:43 Flag 16:52 End: 16:53

Clerk Of Course :	Steward :	Timekeeper :
-------------------	-----------	--------------

Results can be found at www.tsl-timing.com

Printed - 16:53 Saturday, 07 March 2020



BMCRC - MRO Championships 2020 - Rnd 1 @ Brands Hatch Indy

RKB-BMCRC F1 & F2 Sidecars

RACE 16 - LAP CHART

LAP 1 @ 16:44:23.613

NO	BEHIND	LAP TIME
4		58.759
2	0.214	58.973
45	2.195	1:00.954
13	2.390	1:01.149
36	3.397	1:02.156
27	3.804	1:02.563
73	4.300	1:03.059
136	4.923	1:03.682
93	5.630	1:04.389
5	6.077	1:04.836
17	6.890	1:05.649
44	7.246	1:06.005
76	7.746	1:06.505
31	8.605	1:07.364
6	9.292	1:08.051
167	9.945	1:08.704
24	10.845	1:09.604
29	10.947	1:09.706
39	11.074	1:09.833
74	11.286	1:10.045
75	11.418	1:10.177
67	12.954	1:11.713
131	13.570	1:12.329
188	16.977	1:15.736
92	18.430	1:17.189

LAP 2 @ 16:45:17.224

NO	BEHIND	LAP TIME
2		53.397
4	0.253	53.864
45	2.059	53.475
13	3.703	54.924
36	4.562	54.776
27	6.507	56.314
73	7.553	56.864
136	8.086	56.774
93	8.208	56.189
5	10.245	57.779
44	10.947	57.312
17	12.190	58.911
31	13.026	58.032
76	13.087	58.952
6	14.288	58.607
75	14.615	56.808
39	15.526	58.063
167	16.721	1:00.387
29	17.782	1:00.446
74	18.549	1:00.874
24	18.775	1:01.541
67	21.857	1:02.514
131	22.327	1:02.368
188	26.680	1:03.314
92	27.993	1:03.174

LAP 3 @ 16:46:09.725

NO	BEHIND	LAP TIME
2		52.501
4	1.101	53.349
45	2.597	53.039
13	6.176	54.974
36	6.557	54.496

27	10.236	56.230
93	11.240	55.533
73	11.664	56.612
136	12.046	56.461
44	14.682	56.236
5	15.827	58.083
17	17.695	58.006
76	18.055	57.469
31	19.344	58.819
6	20.308	58.521
75	20.456	58.342
39	20.794	57.769
167	24.199	59.979
74	24.320	58.272
29	25.283	1:00.002
24	27.096	1:00.822
67	31.008	1:01.652
131	31.433	1:01.607
92	35.474	59.982
188	37.133	1:02.954

LAP 4 @ 16:47:01.681

NO	BEHIND	LAP TIME
2		51.956
4	1.104	51.959
45	4.080	53.439
13	8.566	54.346
36	8.820	54.219
27	14.539	56.259
93	14.630	55.346
73	16.083	56.375
136	16.362	56.272
44	18.452	55.726
5	21.587	57.716
17	23.498	57.759
75	23.849	55.349
76	24.665	58.566
31	25.535	58.147
39	27.087	58.249
6	27.579	59.227
74	30.752	58.388
167	31.889	59.646
29	33.678	1:00.351
24	35.856	1:00.716
67	40.182	1:01.130
92	44.526	1:01.008
188	47.850	1:02.673

LAP 5 @ 16:47:53.766

NO	BEHIND	LAP TIME
2		52.085
4	0.573	51.554
45	5.255	53.260
13	10.701	54.220
36	11.053	54.318
93	17.339	54.794
27	19.157	56.703
73	20.809	56.811
136	20.953	56.676
44	22.264	55.897
75	27.078	55.314
5	27.150	57.648
17	29.234	57.821
76	30.678	58.098

31	31.040	57.590
39	32.783	57.781
6	34.122	58.628
74	36.812	58.145
167	39.116	59.312
29	41.510	59.917
24	44.091	1:00.320
67	49.643	1:01.546
92	51.423	58.982

LAP 6 @ 16:48:45.964

NO	BEHIND	LAP TIME
2		52.198
4	0.510	52.135
45	6.171	53.114
188	1 Lap	1:02.668
36	12.839	53.984
13	13.351	54.848
93	19.898	54.757
27	22.812	55.853
73	24.589	55.978
136	24.911	56.156
44	25.813	55.747
75	29.320	54.440
5	32.123	57.171
17	34.198	57.162
76	37.725	59.245
39	37.865	57.280
31	38.324	59.482
6	40.554	58.630
74	43.097	58.483
29	48.688	59.376
167	48.753	1:01.835
24	52.538	1:00.645

LAP 7 @ 16:49:38.637

NO	BEHIND	LAP TIME
2		52.673
4	0.615	52.778
92	1 Lap	58.822
45	6.873	53.375
67	1 Lap	1:02.175
36	14.756	54.590
13	16.042	55.364
188	1 Lap	1:02.841
93	21.848	54.623
27	26.168	56.029
136	27.369	55.131
73	28.911	56.995
44	29.079	55.939
75	31.020	54.373
5	36.608	57.158
17	39.855	58.330
39	42.768	57.576
31	44.645	58.994
76	46.126	1:01.074
6	46.490	58.609
74	49.146	58.722

LAP 8 @ 16:50:30.800

NO	BEHIND	LAP TIME
2		52.163
4	1.920	53.468

29	1 Lap	58.802
167	1 Lap	59.656
24	1 Lap	1:00.147
45	9.053	54.343
92	1 Lap	57.960
67	1 Lap	1:01.608
36	16.964	54.371
13	18.925	55.046
93	24.264	54.579
188	1 Lap	1:02.978
27	29.367	55.362
136	30.122	54.916
44	32.670	55.754
73	33.509	56.761
75	33.658	54.801
5	41.690	57.245
17	45.563	57.871
39	47.950	57.345
31	49.624	57.142
6	52.701	58.374

LAP 9 @ 16:51:24.443

NO	BEHIND	LAP TIME
2		53.643
4	1.793	53.516
76	1 Lap	1:01.581
74	1 Lap	59.099
29	1 Lap	59.276
167	1 Lap	59.387
45	9.598	54.188
24	1 Lap	59.836
92	1 Lap	57.672
36	17.557	54.236
13	20.771	55.489
67	1 Lap	1:00.876
93	26.201	55.580
27	31.071	55.347
136	31.686	55.207
44	35.435	56.408
75	35.920	55.905
188	1 Lap	1:03.472
73	37.477	57.611
5	45.290	57.243
17	50.699	58.779
39	52.038	57.731

LAP 10 @ 16:52:17.303

NO	BEHIND	LAP TIME
2		52.860
31	1 Lap	57.119
6	1 Lap	59.224
4	6.555	57.622
74	1 Lap	58.457
76	1 Lap	1:01.451
45	11.540	54.802
29	1 Lap	59.359
167	1 Lap	59.351
36	19.776	55.079
92	1 Lap	57.758
24	1 Lap	1:00.672
13	22.825	54.914
93	28.473	55.132
67	1 Lap	59.877
27	33.550	55.339

136	33.681	54.855
75	37.634	54.574
44	38.511	55.936
73	42.265	57.648
188	1 Lap	1:03.796
5	50.252	57.822
17	55.708	57.869
39	56.600	57.422

Weather / Track : Cloudy / Dry

Brands Hatch Indy
Circuit Length = 1.2079 miles
Start: 16:43 Flag 16:52 End: 16:53

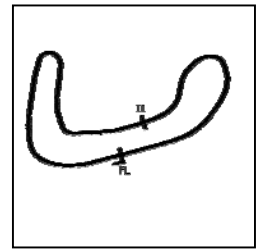
Results can be found at www.tsl-timing.com

Printed - 16:53 Saturday, 07 March 2020

BMCRC - MRO Championships 2020 - Rnd 1 @ Brands Hatch Indy

RKB-BMCRC F1 & F2 Sidecars

RACE 16 - SECTOR ANALYSIS



SECTOR 1 = FL to I1, SECTOR 2 = I1 to FL, DIFF = Difference To Personal Best Lap, P = Crossed Finish Line in Pit Lane, D = Time Disallowed

P1		2 F2		HOLDEN / CAIN		LCR F2 - SBR	
IDEAL LAP TIME : 51.806		BEST LAP TIME : 51.956		DIFFERENCE : 0.150			
LAP	SECTOR 1	SECTOR 2	LAP TIME	MPH	DIFF	TIME OF DAY	
1 -		21.443	58.973	73.73	7.017	16:44:23.827	
2 -	31.777	21.620	53.397	81.43	1.441	16:45:17.224	
3 -	31.526	20.975	52.501	82.82	0.545	16:46:09.725	
4 -	31.113	20.843	51.956 (1)	83.69		16:47:01.681	
5 -	31.149	20.936	52.085 (2)	83.49	0.129	16:47:53.766	
6 -	31.367	20.831	52.198	83.30	0.242	16:48:45.964	
7 -	31.440	21.233	52.673	82.55	0.717	16:49:38.637	
8 -	30.975	21.188	52.163 (3)	83.36	0.207	16:50:30.800	
9 -	31.536	22.107	53.643	81.06	1.687	16:51:24.443	
10 -	31.762	21.098	52.860	82.26	0.904	16:52:17.303	

P2		4 F1		PEACH / EDWARDS		LCR - Lifesafety Motorsport	
IDEAL LAP TIME : 51.512		BEST LAP TIME : 51.554		DIFFERENCE : 0.042			
LAP	SECTOR 1	SECTOR 2	LAP TIME	MPH	DIFF	TIME OF DAY	
1 -		21.364	58.759	74.00	7.205	16:44:23.613	
2 -	31.770	22.094	53.864	80.73	2.310	16:45:17.477	
3 -	31.832	21.517	53.349	81.51	1.795	16:46:10.826	
4 -	30.928	21.031	51.959 (2)	83.69	0.405	16:47:02.785	
5 -	30.707	20.847	51.554 (1)	84.35		16:47:54.339	
6 -	31.080	21.055	52.135 (3)	83.41	0.581	16:48:46.474	
7 -	31.973	20.805	52.778	82.39	1.224	16:49:39.252	
8 -	31.463	22.005	53.468	81.33	1.914	16:50:32.720	
9 -	30.939	22.577	53.516	81.25	1.962	16:51:26.236	
10 -	34.648	22.974	57.622	75.46	6.068	16:52:23.858	

P3		45 F2		PAYNE / LACE		GP-F2 Yamaha - Dave Allen Racing	
IDEAL LAP TIME : 52.750		BEST LAP TIME : 53.039		DIFFERENCE : 0.289			
LAP	SECTOR 1	SECTOR 2	LAP TIME	MPH	DIFF	TIME OF DAY	
1 -		22.218	1:00.954	71.34	7.915	16:44:25.808	
2 -	31.800	21.675	53.475	81.32	0.436	16:45:19.283	
3 -	31.681	21.358	53.039 (1)	81.98		16:46:12.322	
4 -	31.761	21.678	53.439	81.37	0.400	16:47:05.761	
5 -	31.695	21.565	53.260 (3)	81.64	0.221	16:47:59.021	
6 -	31.392	21.722	53.114 (2)	81.87	0.075	16:48:52.135	
7 -	31.512	21.863	53.375	81.47	0.336	16:49:45.510	
8 -	32.613	21.730	54.343	80.02	1.304	16:50:39.853	
9 -	31.855	22.333	54.188	80.25	1.149	16:51:34.041	
10 -	32.760	22.042	54.802	79.35	1.763	16:52:28.843	

P4		36 F2		SCHOFIELD / ROSTROM		DDM - SRT Motorcycles	
IDEAL LAP TIME : 53.963		BEST LAP TIME : 53.984		DIFFERENCE : 0.021			
LAP	SECTOR 1	SECTOR 2	LAP TIME	MPH	DIFF	TIME OF DAY	
1 -		22.641	1:02.156	69.96	8.172	16:44:27.010	
2 -	32.922	21.854	54.776	79.38	0.792	16:45:21.786	
3 -	32.674	21.822	54.496	79.79	0.512	16:46:16.282	
4 -	32.606	21.613	54.219 (2)	80.20	0.235	16:47:10.501	
5 -	32.699	21.619	54.318	80.05	0.334	16:48:04.819	
6 -	32.373	21.611	53.984 (1)	80.55		16:48:58.803	
7 -	32.473	22.117	54.590	79.65	0.606	16:49:53.393	
8 -	32.391	21.980	54.371	79.98	0.387	16:50:47.764	
9 -	32.646	21.590	54.236 (3)	80.17	0.252	16:51:42.000	
10 -	32.914	22.165	55.079	78.95	1.095	16:52:37.079	

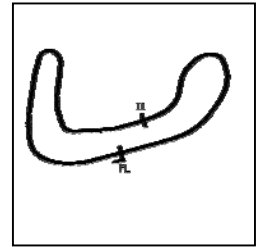
Weather / Track : Cloudy / Dry

Brands Hatch Indy
Circuit Length = 1.2079 miles
Start: 16:43 Flag 16:52 End: 16:53

BMCRC - MRO Championships 2020 - Rnd 1 @ Brands Hatch Indy

RKB-BMCRC F1 & F2 Sidecars

RACE 16 - SECTOR ANALYSIS



SECTOR 1 = FL to I1, SECTOR 2 = I1 to FL, DIFF = Difference To Personal Best Lap, P = Crossed Finish Line in Pit Lane, D = Time Disallowed

P5 13 F2		DIX / PARKER		Baker Honda - APACHE DEVELOPEMENTS		
IDEAL LAP TIME : 54.193		BEST LAP TIME : 54.220		DIFFERENCE : 0.027		
LAP	SECTOR 1	SECTOR 2	LAP TIME	MPH	DIFF	TIME OF DAY
1 -		22.442	1:01.149	71.11	6.929	16:44:26.003
2 -	32.881	22.043	54.924	79.17	0.704	16:45:20.927
3 -	32.969	22.005	54.974	79.10	0.754	16:46:15.901
4 -	32.477	21.869	54.346 (2)	80.01	0.126	16:47:10.247
5 -	32.421	21.799	54.220 (1)	80.20		16:48:04.467
6 -	33.076	21.772	54.848 (3)	79.28	0.628	16:48:59.315
7 -	32.878	22.486	55.364	78.54	1.144	16:49:54.679
8 -	32.921	22.125	55.046	78.99	0.826	16:50:49.725
9 -	33.541	21.948	55.489	78.36	1.269	16:51:45.214
10 -	32.840	22.074	54.914	79.18	0.694	16:52:40.128

P6 93 F1		HOLDEN / LAWRENCE		LCR Suzuki - Holden racing		
IDEAL LAP TIME : 54.429		BEST LAP TIME : 54.579		DIFFERENCE : 0.150		
LAP	SECTOR 1	SECTOR 2	LAP TIME	MPH	DIFF	TIME OF DAY
1 -		22.868	1:04.389	67.53	9.810	16:44:29.243
2 -	33.524	22.665	56.189	77.39	1.610	16:45:25.432
3 -	32.921	22.612	55.533	78.30	0.954	16:46:20.965
4 -	33.050	22.296	55.346	78.57	0.767	16:47:16.311
5 -	32.902	21.892	54.794	79.36	0.215	16:48:11.105
6 -	32.847	21.910	54.757 (3)	79.41	0.178	16:49:05.862
7 -	32.537	22.086	54.623 (2)	79.61	0.044	16:50:00.485
8 -	32.654	21.925	54.579 (1)	79.67		16:50:55.064
9 -	33.476	22.104	55.580	78.24	1.001	16:51:50.644
10 -	32.904	22.228	55.132	78.87	0.553	16:52:45.776

P7 27 F2		KIRBY / GRAVES		KRT Suzuki - DDM Suzuki		
IDEAL LAP TIME : 54.995		BEST LAP TIME : 55.339		DIFFERENCE : 0.344		
LAP	SECTOR 1	SECTOR 2	LAP TIME	MPH	DIFF	TIME OF DAY
1 -		22.767	1:02.563	69.50	7.224	16:44:27.417
2 -	33.596	22.718	56.314	77.22	0.975	16:45:23.731
3 -	33.503	22.727	56.230	77.33	0.891	16:46:19.961
4 -	33.625	22.634	56.259	77.29	0.920	16:47:16.220
5 -	34.200	22.503	56.703	76.69	1.364	16:48:12.923
6 -	33.586	22.267	55.853	77.85	0.514	16:49:08.776
7 -	33.361	22.668	56.029	77.61	0.690	16:50:04.805
8 -	33.033	22.329	55.362 (3)	78.54	0.023	16:51:00.167
9 -	33.385	21.962	55.347 (2)	78.56	0.008	16:51:55.514
10 -	33.123	22.216	55.339 (1)	78.58		16:52:50.853

P8 136 F1		S EDWARDS / L EDWARDS		BMR Suzuki - ECONOMY HEATING SERVICES		
IDEAL LAP TIME : 54.393		BEST LAP TIME : 54.855		DIFFERENCE : 0.462		
LAP	SECTOR 1	SECTOR 2	LAP TIME	MPH	DIFF	TIME OF DAY
1 -		22.936	1:03.682	68.28	8.827	16:44:28.536
2 -	33.873	22.901	56.774	76.59	1.919	16:45:25.310
3 -	34.117	22.344	56.461	77.01	1.606	16:46:21.771
4 -	33.881	22.391	56.272	77.27	1.417	16:47:18.043
5 -	34.345	22.331	56.676	76.72	1.821	16:48:14.719
6 -	33.579	22.577	56.156	77.43	1.301	16:49:10.875
7 -	33.397	21.734	55.131 (3)	78.87	0.276	16:50:06.006
8 -	32.706	22.210	54.916 (2)	79.18	0.061	16:51:00.922
9 -	33.520	21.687	55.207	78.76	0.352	16:51:56.129
10 -	32.767	22.088	54.855 (1)	79.27		16:52:50.984

Weather / Track : Cloudy / Dry

Brands Hatch Indy
Circuit Length = 1.2079 miles
Start: 16:43 Flag 16:52 End: 16:53

BMCRC - MRO Championships 2020 - Rnd 1 @ Brands Hatch Indy

RKB-BMCRC F1 & F2 Sidecars

RACE 16 - SECTOR ANALYSIS



SECTOR 1 = FL to I1, SECTOR 2 = I1 to FL, DIFF = Difference To Personal Best Lap, P = Crossed Finish Line in Pit Lane, D = Time Disallowed

P9 75 F1		CLARKE / ANDERSON		- City Lifting .CYB fibreglass		
IDEAL LAP TIME : 54.331		BEST LAP TIME : 54.373		DIFFERENCE : 0.042		
LAP	SECTOR 1	SECTOR 2	LAP TIME	MPH	DIFF	TIME OF DAY
1 -		24.254	1:10.177	61.96	15.804	16:44:35.031
2 -	34.579	22.229	56.808	76.54	2.435	16:45:31.839
3 -	34.750	23.592	58.342	74.53	3.969	16:46:30.181
4 -	33.006	22.343	55.349	78.56	0.976	16:47:25.530
5 -	33.090	22.224	55.314	78.61	0.941	16:48:20.844
6 -	32.645	21.795	54.440 (2)	79.87	0.067	16:49:15.284
7 -	32.593	21.780	54.373 (1)	79.97		16:50:09.657
8 -	32.551	22.250	54.801	79.35	0.428	16:51:04.458
9 -	32.640	23.265	55.905	77.78	1.532	16:52:00.363
10 -	32.643	21.931	54.574 (3)	79.68	0.201	16:52:54.937

P10 44 F2		KING / CHILD		Lumley Ireson F2 - The Bell on the Common		
IDEAL LAP TIME : 55.428		BEST LAP TIME : 55.726		DIFFERENCE : 0.298		
LAP	SECTOR 1	SECTOR 2	LAP TIME	MPH	DIFF	TIME OF DAY
1 -		23.128	1:06.005	65.88	10.279	16:44:30.859
2 -	34.633	22.679	57.312	75.87	1.586	16:45:28.171
3 -	33.763	22.473	56.236	77.32	0.510	16:46:24.407
4 -	33.430	22.296	55.726 (1)	78.03		16:47:20.133
5 -	33.557	22.340	55.897	77.79	0.171	16:48:16.030
6 -	33.433	22.314	55.747 (2)	78.00	0.021	16:49:11.777
7 -	33.426	22.513	55.939	77.73	0.213	16:50:07.716
8 -	33.384	22.370	55.754 (3)	77.99	0.028	16:51:03.470
9 -	33.270	23.138	56.408	77.09	0.682	16:51:59.878
10 -	33.132	22.804	55.936	77.74	0.210	16:52:55.814

P11 73 F2		GOODIER / STONE		LCR F2 - Rowtec Ltd		
IDEAL LAP TIME : 55.930		BEST LAP TIME : 55.978		DIFFERENCE : 0.048		
LAP	SECTOR 1	SECTOR 2	LAP TIME	MPH	DIFF	TIME OF DAY
1 -		22.884	1:03.059	68.96	7.081	16:44:27.913
2 -	34.241	22.623	56.864	76.47	0.886	16:45:24.777
3 -	33.453	23.159	56.612 (3)	76.81	0.634	16:46:21.389
4 -	33.771	22.604	56.375 (2)	77.13	0.397	16:47:17.764
5 -	34.326	22.485	56.811	76.54	0.833	16:48:14.575
6 -	33.485	22.493	55.978 (1)	77.68		16:49:10.553
7 -	33.899	23.096	56.995	76.29	1.017	16:50:07.548
8 -	34.284	22.477	56.761	76.61	0.783	16:51:04.309
9 -	34.875	22.736	57.611	75.48	1.633	16:52:01.920
10 -	34.817	22.831	57.648	75.43	1.670	16:52:59.568

P12 5 F2		TAYLOR / HART		LCR F2 - Velocity V1		
IDEAL LAP TIME : 56.898		BEST LAP TIME : 57.158		DIFFERENCE : 0.260		
LAP	SECTOR 1	SECTOR 2	LAP TIME	MPH	DIFF	TIME OF DAY
1 -		23.486	1:04.836	67.07	7.678	16:44:29.690
2 -	34.704	23.075	57.779	75.26	0.621	16:45:27.469
3 -	34.791	23.292	58.083	74.86	0.925	16:46:25.552
4 -	34.333	23.383	57.716	75.34	0.558	16:47:23.268
5 -	34.477	23.171	57.648	75.43	0.490	16:48:20.916
6 -	34.039	23.132	57.171 (2)	76.06	0.013	16:49:18.087
7 -	34.217	22.941	57.158 (1)	76.08		16:50:15.245
8 -	34.386	22.859	57.245	75.96	0.087	16:51:12.490
9 -	34.376	22.867	57.243 (3)	75.96	0.085	16:52:09.733
10 -	34.745	23.077	57.822	75.20	0.664	16:53:07.555

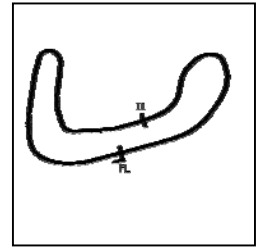
Weather / Track : Cloudy / Dry

Brands Hatch Indy
Circuit Length = 1.2079 miles
Start: 16:43 Flag 16:52 End: 16:53

BMCRC - MRO Championships 2020 - Rnd 1 @ Brands Hatch Indy

RKB-BMCRC F1 & F2 Sidecars

RACE 16 - SECTOR ANALYSIS



SECTOR 1 = FL to I1, SECTOR 2 = I1 to FL, DIFF = Difference To Personal Best Lap, P = Crossed Finish Line in Pit Lane, D = Time Disallowed

P13 17 F1 THOMAS / WARD			Ireson Suzuki - Team Walters And Thomas Sidecar racing			
IDEAL LAP TIME : 57.135		BEST LAP TIME : 57.162	DIFFERENCE : 0.027			
LAP	SECTOR 1	SECTOR 2	LAP TIME	MPH	DIFF	TIME OF DAY
1 -		23.147	1:05.649	66.23	8.487	16:44:30.503
2 -	35.717	23.194	58.911	73.81	1.749	16:45:29.414
3 -	35.280	22.726	58.006	74.96	0.844	16:46:27.420
4 -	34.881	22.878	57.759 (2)	75.28	0.597	16:47:25.179
5 -	35.372	22.449	57.821 (3)	75.20	0.659	16:48:23.000
6 -	34.686	22.476	57.162 (1)	76.07		16:49:20.162
7 -	35.236	23.094	58.330	74.55	1.168	16:50:18.492
8 -	35.189	22.682	57.871	75.14	0.709	16:51:16.363
9 -	35.859	22.920	58.779	73.98	1.617	16:52:15.142
10 -	35.230	22.639	57.869	75.14	0.707	16:53:13.011

P14 39 F2 MOORE / GASH			Ireson Honda - LBS Racing/Team Stannard			
IDEAL LAP TIME : 56.698		BEST LAP TIME : 57.280	DIFFERENCE : 0.582			
LAP	SECTOR 1	SECTOR 2	LAP TIME	MPH	DIFF	TIME OF DAY
1 -		24.137	1:09.833	62.27	12.553	16:44:34.687
2 -	34.920	23.143	58.063	74.89	0.783	16:45:32.750
3 -	34.432	23.337	57.769	75.27	0.489	16:46:30.519
4 -	34.576	23.673	58.249	74.65	0.969	16:47:28.768
5 -	34.729	23.052	57.781	75.26	0.501	16:48:26.549
6 -	33.848	23.432	57.280 (1)	75.91		16:49:23.829
7 -	34.596	22.980	57.576	75.52	0.296	16:50:21.405
8 -	34.315	23.030	57.345 (2)	75.83	0.065	16:51:18.750
9 -	34.744	22.987	57.731	75.32	0.451	16:52:16.481
10 -	34.572	22.850	57.422 (3)	75.73	0.142	16:53:13.903

P15 31 F2 MUNRO / GEDDES			Shelbourne Yamaha - Allbikes			
IDEAL LAP TIME : 57.039		BEST LAP TIME : 57.119	DIFFERENCE : 0.080			
LAP	SECTOR 1	SECTOR 2	LAP TIME	MPH	DIFF	TIME OF DAY
1 -		23.923	1:07.364	64.55	10.245	16:44:32.218
2 -	34.719	23.313	58.032	74.93	0.913	16:45:30.250
3 -	35.404	23.415	58.819	73.93	1.700	16:46:29.069
4 -	34.101	24.046	58.147	74.78	1.028	16:47:27.216
5 -	34.076	23.514	57.590 (3)	75.50	0.471	16:48:24.806
6 -	34.917	24.565	59.482	73.10	2.363	16:49:24.288
7 -	35.470	23.524	58.994	73.71	1.875	16:50:23.282
8 -	33.893	23.249	57.142 (2)	76.10	0.023	16:51:20.424
9 -	33.790	23.329	57.119 (1)	76.13		16:52:17.543

P16 6 F2 BELLABY / GRISTWOOD			DDM Suzuki - Gristwood & Toms			
IDEAL LAP TIME : 58.239		BEST LAP TIME : 58.374	DIFFERENCE : 0.135			
LAP	SECTOR 1	SECTOR 2	LAP TIME	MPH	DIFF	TIME OF DAY
1 -		24.195	1:08.051	63.90	9.677	16:44:32.905
2 -	35.013	23.594	58.607 (3)	74.19	0.233	16:45:31.512
3 -	34.955	23.566	58.521 (2)	74.30	0.147	16:46:30.033
4 -	34.936	24.291	59.227	73.42	0.853	16:47:29.260
5 -	35.021	23.607	58.628	74.17	0.254	16:48:27.888
6 -	35.144	23.486	58.630	74.17	0.256	16:49:26.518
7 -	34.950	23.659	58.609	74.19	0.235	16:50:25.127
8 -	34.753	23.621	58.374 (1)	74.49		16:51:23.501
9 -	35.603	23.621	59.224	73.42	0.850	16:52:22.725

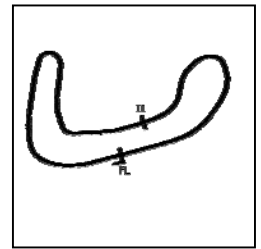
Weather / Track : Cloudy / Dry

Brands Hatch Indy
Circuit Length = 1.2079 miles
Start: 16:43 Flag 16:52 End: 16:53

BMCRC - MRO Championships 2020 - Rnd 1 @ Brands Hatch Indy

RKB-BMCRC F1 & F2 Sidecars

RACE 16 - SECTOR ANALYSIS



SECTOR 1 = FL to I1, SECTOR 2 = I1 to FL, DIFF = Difference To Personal Best Lap, P = Crossed Finish Line in Pit Lane, D = Time Disallowed

P17 74 F1 JO RESTALL / JA RESTALL			RCN R6 -			
IDEAL LAP TIME : 57.932		BEST LAP TIME : 58.145		DIFFERENCE : 0.213		
LAP	SECTOR 1	SECTOR 2	LAP TIME	MPH	DIFF	TIME OF DAY
1 -		24.554	1:10.045	62.08	11.900	16:44:34.899
2 -	36.972	23.902	1:00.874	71.43	2.729	16:45:35.773
3 -	34.969	23.303	58.272 (2)	74.62	0.127	16:46:34.045
4 -	35.208	23.180	58.388 (3)	74.47	0.243	16:47:32.433
5 -	34.822	23.323	58.145 (1)	74.78		16:48:30.578
6 -	35.178	23.305	58.483	74.35	0.338	16:49:29.061
7 -	35.410	23.312	58.722	74.05	0.577	16:50:27.783
8 -	35.636	23.463	59.099	73.58	0.954	16:51:26.882
9 -	35.347	23.110	58.457	74.38	0.312	16:52:25.339

P18 76 F2 STREET / CHARLESWORTH			MRE Suzuki -			
IDEAL LAP TIME : 57.469		BEST LAP TIME : 57.469		DIFFERENCE : 0.000		
LAP	SECTOR 1	SECTOR 2	LAP TIME	MPH	DIFF	TIME OF DAY
1 -		24.208	1:06.505	65.38	9.036	16:44:31.359
2 -	35.750	23.202	58.952	73.76	1.483	16:45:30.311
3 -	34.460	23.009	57.469 (1)	75.66		16:46:27.780
4 -	35.139	23.427	58.566 (3)	74.25	1.097	16:47:26.346
5 -	34.626	23.472	58.098 (2)	74.84	0.629	16:48:24.444
6 -	34.992	24.253	59.245	73.40	1.776	16:49:23.689
7 -	36.253	24.821	1:01.074	71.20	3.605	16:50:24.763
8 -	36.809	24.772	1:01.581	70.61	4.112	16:51:26.344
9 -	36.952	24.499	1:01.451	70.76	3.982	16:52:27.795

P19 29 F2 GRISTWOOD / CRACKNALL			Suzuki - Gristwood&Toms			
IDEAL LAP TIME : 58.784		BEST LAP TIME : 58.802		DIFFERENCE : 0.018		
LAP	SECTOR 1	SECTOR 2	LAP TIME	MPH	DIFF	TIME OF DAY
1 -		24.667	1:09.706	62.38	10.904	16:44:34.560
2 -	36.777	23.669	1:00.446	71.94	1.644	16:45:35.006
3 -	35.864	24.138	1:00.002	72.47	1.200	16:46:35.008
4 -	36.676	23.675	1:00.351	72.05	1.549	16:47:35.359
5 -	36.009	23.908	59.917	72.57	1.115	16:48:35.276
6 -	35.725	23.651	59.376	73.23	0.574	16:49:34.652
7 -	35.133	23.669	58.802 (1)	73.95		16:50:33.454
8 -	35.617	23.659	59.276 (2)	73.36	0.474	16:51:32.730
9 -	35.469	23.890	59.359 (3)	73.25	0.557	16:52:32.089

P20 167 F2 PETTMAN / ROBINSON			Windle Yamaha -			
IDEAL LAP TIME : 59.026		BEST LAP TIME : 59.312		DIFFERENCE : 0.286		
LAP	SECTOR 1	SECTOR 2	LAP TIME	MPH	DIFF	TIME OF DAY
1 -		24.650	1:08.704	63.29	9.392	16:44:33.558
2 -	36.116	24.271	1:00.387	72.01	1.075	16:45:33.945
3 -	35.894	24.085	59.979	72.50	0.667	16:46:33.924
4 -	35.507	24.139	59.646	72.90	0.334	16:47:33.570
5 -	35.184	24.128	59.312 (1)	73.31		16:48:32.882
6 -	37.351	24.484	1:01.835	70.32	2.523	16:49:34.717
7 -	35.511	24.145	59.656	72.89	0.344	16:50:34.373
8 -	35.545	23.842	59.387 (3)	73.22	0.075	16:51:33.760
9 -	35.274	24.077	59.351 (2)	73.26	0.039	16:52:33.111

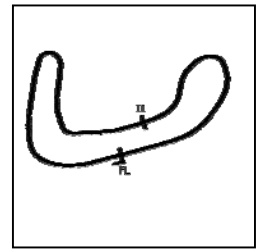
Weather / Track : Cloudy / Dry

Brands Hatch Indy
Circuit Length = 1.2079 miles
Start: 16:43 Flag 16:52 End: 16:53

BMCRC - MRO Championships 2020 - Rnd 1 @ Brands Hatch Indy

RKB-BMCRC F1 & F2 Sidecars

RACE 16 - SECTOR ANALYSIS



SECTOR 1 = FL to I1, SECTOR 2 = I1 to FL, DIFF = Difference To Personal Best Lap, P = Crossed Finish Line in Pit Lane, D = Time Disallowed

P21 92 F1		HILDIGE / NEWMAN		LCR Yamaha -		
IDEAL LAP TIME : 56.932		BEST LAP TIME : 57.672		DIFFERENCE : 0.740		
LAP	SECTOR 1	SECTOR 2	LAP TIME	MPH	DIFF	TIME OF DAY
1 -		25.592	1:17.189	56.33	19.517	16:44:42.043
2 -	37.755	25.419	1:03.174	68.83	5.502	16:45:45.217
3 -	35.571	24.411	59.982	72.49	2.310	16:46:45.199
4 -	35.653	25.355	1:01.008	71.27	3.336	16:47:46.207
5 -	34.881	24.101	58.982	73.72	1.310	16:48:45.189
6 -	35.359	23.463	58.822	73.92	1.150	16:49:44.011
7 -	34.204	23.756	57.960 (3)	75.02	0.288	16:50:41.971
8 -	34.640	23.032	57.672 (1)	75.40		16:51:39.643
9 -	35.030	22.728	57.758 (2)	75.29	0.086	16:52:37.401

P22 24 F2		BOELSMA / BURG		Honda -		
IDEAL LAP TIME : 59.836		BEST LAP TIME : 59.836		DIFFERENCE : 0.000		
LAP	SECTOR 1	SECTOR 2	LAP TIME	MPH	DIFF	TIME OF DAY
1 -		24.927	1:09.604	62.47	9.768	16:44:34.458
2 -	37.104	24.437	1:01.541	70.66	1.705	16:45:35.999
3 -	36.253	24.569	1:00.822	71.49	0.986	16:46:36.821
4 -	36.471	24.245	1:00.716	71.62	0.880	16:47:37.537
5 -	36.128	24.192	1:00.320 (3)	72.09	0.484	16:48:37.857
6 -	36.485	24.160	1:00.645	71.70	0.809	16:49:38.502
7 -	36.228	23.919	1:00.147 (2)	72.29	0.311	16:50:38.649
8 -	35.982	23.854	59.836 (1)	72.67		16:51:38.485
9 -	36.333	24.339	1:00.672	71.67	0.836	16:52:39.157

P23 67 F1		JEFFREY / FIELD		Windle F1 - MJP racing		
IDEAL LAP TIME : 59.877		BEST LAP TIME : 59.877		DIFFERENCE : 0.000		
LAP	SECTOR 1	SECTOR 2	LAP TIME	MPH	DIFF	TIME OF DAY
1 -		25.186	1:11.713	60.63	11.836	16:44:36.567
2 -	37.457	25.057	1:02.514	69.56	2.637	16:45:39.081
3 -	36.905	24.747	1:01.652	70.53	1.775	16:46:40.733
4 -	36.421	24.709	1:01.130 (3)	71.13	1.253	16:47:41.863
5 -	36.920	24.626	1:01.546	70.65	1.669	16:48:43.409
6 -	37.351	24.824	1:02.175	69.94	2.298	16:49:45.584
7 -	36.599	25.009	1:01.608	70.58	1.731	16:50:47.192
8 -	36.539	24.337	1:00.876 (2)	71.43	0.999	16:51:48.068
9 -	35.617	24.260	59.877 (1)	72.62		16:52:47.945

P24 188 F1		BEST / COLBROOK		RSR Suzuki - Ecosse Consulting		
IDEAL LAP TIME : 1:02.265		BEST LAP TIME : 1:02.668		DIFFERENCE : 0.403		
LAP	SECTOR 1	SECTOR 2	LAP TIME	MPH	DIFF	TIME OF DAY
1 -		25.914	1:15.736	57.41	13.068	16:44:40.590
2 -	38.509	24.805	1:03.314	68.68	0.646	16:45:43.904
3 -	38.261	24.693	1:02.954	69.07	0.286	16:46:46.858
4 -	37.585	25.088	1:02.673 (2)	69.38	0.005	16:47:49.531
5 -	37.845	24.823	1:02.668 (1)	69.39		16:48:52.199
6 -	37.870	24.971	1:02.841 (3)	69.20	0.173	16:49:55.040
7 -	38.080	24.898	1:02.978	69.04	0.310	16:50:58.018
8 -	38.192	25.280	1:03.472	68.51	0.804	16:52:01.490
9 -	39.116	24.680	1:03.796	68.16	1.128	16:53:05.286

P25 131 F2		CHANDLER / CHANDLER		Baker Honda -		
IDEAL LAP TIME : 1:01.607		BEST LAP TIME : 1:01.607		DIFFERENCE : 0.000		
LAP	SECTOR 1	SECTOR 2	LAP TIME	MPH	DIFF	TIME OF DAY
1 -		25.428	1:12.329	60.12	10.722	16:44:37.183
2 -	37.353	25.015	1:02.368 (2)	69.72	0.761	16:45:39.551
3 -	36.615	24.992	1:01.607 (1)	70.58		16:46:41.158

Weather / Track : Cloudy / Dry

Brands Hatch Indy
Circuit Length = 1.2079 miles
Start: 16:43 Flag 16:52 End: 16:53

BMCRC - MRO Championships 2020 - Rnd 1 @ Brands Hatch Indy

RKB-BMCRC F1 & F2 Sidecars

RACE 16 - BEST SECTORS

SECTOR 1				SECTOR 2				IDEAL / BEST COMPARISON				
POS	NO	NAME	TIME	NO	NAME	TIME	POS	NO	NAME	IDEAL	BEST	DIFF
									PERFECT LAP	51.512		
1	4	PEACH / EDWARDS	30.707	4	PEACH / EDWARDS	20.805	1	4	PEACH / EDWARDS	51.512	51.554	0.042
2	2	HOLDEN / CAIN	30.975	2	HOLDEN / CAIN	20.831	2	2	HOLDEN / CAIN	51.806	51.956	0.150
3	45	PAYNE / LACE	31.392	45	PAYNE / LACE	21.358	3	45	PAYNE / LACE	52.750	53.039	0.289
4	36	SCHOFIELD / ROSTROM	32.373	36	SCHOFIELD / ROSTROM	21.590	4	36	SCHOFIELD / ROSTI	53.963	53.984	0.021
5	13	DIX / PARKER	32.421	136	S EDWARDS / L EDWARDS	21.687	5	13	DIX / PARKER	54.193	54.220	0.027
6	93	HOLDEN / LAWRENCE	32.537	13	DIX / PARKER	21.772	6	75	CLARKE / ANDERSON	54.331	54.373	0.042
7	75	CLARKE / ANDERSON	32.551	75	CLARKE / ANDERSON	21.780	7	136	S EDWARDS / L EDV	54.393	54.855	0.462
8	136	S EDWARDS / L EDWARDS	32.706	93	HOLDEN / LAWRENCE	21.892	8	93	HOLDEN / LAWRENC	54.429	54.579	0.150
9	27	KIRBY / GRAVES	33.033	27	KIRBY / GRAVES	21.962	9	27	KIRBY / GRAVES	54.995	55.339	0.344
10	44	KING / CHILD	33.132	44	KING / CHILD	22.296	10	44	KING / CHILD	55.428	55.726	0.298
11	73	GOODIER / STONE	33.453	17	THOMAS / WARD	22.449	11	73	GOODIER / STONE	55.930	55.978	0.048
12	31	MUNRO / GEDDES	33.790	73	GOODIER / STONE	22.477	12	39	MOORE / GASH	56.698	57.280	0.582
13	39	MOORE / GASH	33.848	92	HILDIGE / NEWMAN	22.728	13	5	TAYLOR / HART	56.898	57.158	0.260
14	5	TAYLOR / HART	34.039	39	MOORE / GASH	22.850	14	92	HILDIGE / NEWMAN	56.932	57.672	0.740
15	92	HILDIGE / NEWMAN	34.204	5	TAYLOR / HART	22.859	15	31	MUNRO / GEDDES	57.039	57.119	0.080
16	76	STREET / CHARLESWORTH	34.460	76	STREET / CHARLESWORTH	23.009	16	17	THOMAS / WARD	57.135	57.162	0.027
17	17	THOMAS / WARD	34.686	74	JO RESTALL / JA RESTALL	23.110	17	76	STREET / CHARLES	57.469	57.469	0.000
18	6	BELLABY / GRISTWOOD	34.753	31	MUNRO / GEDDES	23.249	18	74	JO RESTALL / JA RE	57.932	58.145	0.213
19	74	JO RESTALL / JA RESTALL	34.822	6	BELLABY / GRISTWOOD	23.486	19	6	BELLABY / GRISTWC	58.239	58.374	0.135
20	29	GRISTWOOD / CRACKNALL	35.133	29	GRISTWOOD / CRACKNALL	23.651	20	29	GRISTWOOD / CRAC	58.784	58.802	0.018
21	167	PETTMAN / ROBINSON	35.184	167	PETTMAN / ROBINSON	23.842	21	167	PETTMAN / ROBINS	59.026	59.312	0.286
22	67	JEFFREY / FIELD	35.617	24	BOELSMA / BURG	23.854	22	24	BOELSMA / BURG	59.836	59.836	0.000
23	24	BOELSMA / BURG	35.982	67	JEFFREY / FIELD	24.260	23	67	JEFFREY / FIELD	59.877	59.877	0.000
24	131	CHANDLER / CHANDLER	36.615	188	BEST / COLBROOK	24.680	24	131	CHANDLER / CHAND	1:01.607	1:01.607	0.000
25	188	BEST / COLBROOK	37.585	131	CHANDLER / CHANDLER	24.992	25	188	BEST / COLBROOK	1:02.265	1:02.668	0.403

Weather / Track : Cloudy / Dry

Results can be found at www.tsl-timing.com

Brands Hatch Indy
Circuit Length = 1.2079 miles
Start: 16:43 Flag 16:52 End: 16:53

Printed - 16:54 Saturday, 07 March 2020

BMCRC - MRO Championships 2020 - Rnd 1 @ Brands Hatch Indy

RKB-BMCRC F1 & F2 Sidecars

RACE 16 - STATISTICS

Competitors Started 25
Planned Start 2020-03-07 @ 16:50:00.000
Actual Start 2020-03-07 @ 16:43:24.853
Finish Time 2020-03-07 @ 16:52:17.302
Track Length 1.2079mi.
Total Laps 233
Total Distance Covered 281.4513mi.

Session Fastest Lap History

NO	CL	NAME	LAP TIME	TIME OF DAY	LAP	VEHICLE
2	F2	HOLDEN / CAIN	53.397	16:45:17.242	2	LCR F2
2	F2	HOLDEN / CAIN	52.501	16:46:09.742	3	LCR F2
2	F2	HOLDEN / CAIN	51.956	16:47:01.699	4	LCR F2
4	F1	PEACH / EDWARDS	51.554	16:47:54.354	5	LCR

Session Leader History

NO	CL	NAME	FROM LAP	LAPS LED	DISTANCE	VEHICLE
4	F1	PEACH / EDWARDS	1	1	1.20 miles	LCR
2	F2	HOLDEN / CAIN	2	9	10.87 miles	LCR F2

Flag History

TYPE	TIME OF DAY
GREEN	16:43:24.853
FINISH	16:52:17.302

Flag Statistics

TYPE	COUNT	TOTAL LAPS	TOTAL TIME
Green	1	10	9:52.717
Red	0	0	0.000
Safety Car	0	0	0.000
FCY	0	0	0.000

BMCRC - MRO Championships 2020 - Rnd 1 @ Brands Hatch Indy

RKB-BMCRC F1 & F2 Sidecars

RACE 16 - STATISTICS

CLASS : F1

9 Starters

Fastest Lap History

NO	NAME	LAP TIME	TIME OF DAY	LAP	VEHICLE
4	PEACH / EDWARDS	53.864	16:45:17.492	2	LCR
4	PEACH / EDWARDS	53.349	16:46:10.841	3	LCR
4	PEACH / EDWARDS	51.959	16:47:02.800	4	LCR
4	PEACH / EDWARDS	51.554	16:47:54.354	5	LCR

Leader History

NO	NAME	FROM LAP	LAPS LED	DISTANCE	VEHICLE
4	PEACH / EDWARDS	1	10	12.07 miles	LCR

BMCRC - MRO Championships 2020 - Rnd 1 @ Brands Hatch Indy

RKB-BMCRC F1 & F2 Sidecars

RACE 16 - STATISTICS

CLASS : F2

16 Starters

Fastest Lap History

NO	NAME	LAP TIME	TIME OF DAY	LAP	VEHICLE
2	HOLDEN / CAIN	53.397	16:45:17.242	2	LCR F2
2	HOLDEN / CAIN	52.501	16:46:09.742	3	LCR F2
2	HOLDEN / CAIN	51.956	16:47:01.699	4	LCR F2

Leader History

NO	NAME	FROM LAP	LAPS LED	DISTANCE	VEHICLE
2	HOLDEN / CAIN	1	10	12.07 miles	LCR F2

BMCRC - MRO Championships 2020 - Rnd 1 @ Brands Hatch Indy

RKB-BMCRC F1 & F2 Sidecars

RACE 7 - GRID (12 Laps)



ROW 14	28	34 GRAHAM / PYMM	27	121 LAWRENCE / HUGHES	
ROW 13			26	35 REEVES / JAMES	25 188 BEST / COLBROOK 1:02.668
ROW 12		1:01.607	24	131 CHANDLER / CHANDLER	23 67 JEFFREY / FIELD 59.877
ROW 11			22	24 BOELSMA / BURG 59.836	21 167 PETTMAN / ROBINSON 59.312
ROW 10		58.802	20	29 GRISTWOOD / CRACKNALL	19 6 BELLABY / GRISTWOOD 58.374
ROW 9			18	74 JO RESTALL / JA RESTALL 58.145	17 92 HILDIGE / NEWMAN 57.672
ROW 8		57.469	16	76 STREET / CHARLESWORTH	15 39 MOORE / GASH 57.280
ROW 7			14	17 THOMAS / WARD 57.162	13 5 TAYLOR / HART 57.158
ROW 6		57.119	12	31 MUNRO / GEDDES	11 73 GOODIER / STONE 55.978
ROW 5			10	44 KING / CHILD 55.726	9 27 KIRBY / GRAVES 55.339
ROW 4		54.855	8	136 S EDWARDS / L EDWARDS	7 93 HOLDEN / LAWRENCE 54.579
ROW 3			6	75 CLARKE / ANDERSON 54.373	5 13 DIX / PARKER 54.220
ROW 2		53.984	4	36 SCHOFIELD / ROSTROM	3 45 PAYNE / LACE 53.039
ROW 1			2	2 HOLDEN / CAIN 51.956	1 4 PEACH / EDWARDS 51.554
Pole					

Brands Hatch Indy
Circuit Length = 1.2079 miles

These results are provisional until the conclusion of any judicial and technical matters.

Clerk Of Course :	Steward :	Timekeeper :
-------------------	-----------	--------------

Results can be found at www.tsl-timing.com

Printed - 16:55 Saturday, 07 March 2020



BMCRC - MRO Championships 2020 - Rnd 1 @ Brands Hatch Indy

RKB-BMCRC F1 & F2 Sidecars

RACE 6 - CLASSIFICATION



POS	NO	CL	PIC NAME	ENTRY	LAPS	TIME	GAP	DIFF	MPH	BEST	ON
1	35	F2	1 REEVES / JAMES	LCR MW Honda - Reeves Water Services	5	5:17.546			68.47	1:01.398	3
2	4	F1	1 PEACH / EDWARDS	LCR - Lifesafety Motorsport	5	5:21.538	3.992	3.992	67.62	1:03.351	3
3	2	F2	2 HOLDEN / CAIN	LCR F2 - SBR	5	5:23.754	6.208	2.216	67.15	1:02.679	3
4	13	F2	3 DIX / PARKER	Baker Honda - APACHE DEVELOPEMENTS	5	5:30.922	13.376	7.168	65.70	1:05.351	3
5	75	F1	2 CLARKE / ANDERSON	- City Lifting .CYB fibreglass	5	5:34.665	17.119	3.743	64.96	1:03.093	5
6	44	F2	4 KING / CHILD	Lumley Ireson F2 - The Bell on the Common	5	5:38.240	20.694	3.575	64.28	1:05.442	2
7	39	F2	5 MOORE / GASH	Ireson Honda - LBS Racing/Team Stannard	5	5:44.564	27.018	6.324	63.10	1:06.957	4
8	27	F2	6 KIRBY / GRAVES	KRT Suzuki - DDM Suzuki	5	5:45.326	27.780	0.762	62.96	1:07.636	3
9	73	F2	7 GOODIER / STONE	LCR F2 - Rowtec Ltd	4	4:40.393	1 Lap	1 Lap	62.03	1:08.022	3
10	29	F2	8 GRISTWOOD / CRACKNALL	Suzuki - Gristwood & Toms	4	4:41.250	1 Lap	0.857	61.84	1:08.535	3
11	6	F2	9 BELLABY / GRISTWOOD	DDM Suzuki - Gristwood & Toms	4	4:43.045	1 Lap	1.795	61.45	1:08.701	3
12	31	F2	10 MUNRO / GEDDES	Shelbourne Yamaha - Allbikes	4	4:44.215	1 Lap	1.170	61.20	1:07.966	3
13	17	F1	3 THOMAS / WARD	Ireson Suzuki - Team Walters And Thomas Sidecar	4	4:44.793	1 Lap	0.578	61.07	1:08.186	4
14	93	F1	4 HOLDEN / LAWRENCE	LCR Suzuki - Holden racing	4	4:48.347	1 Lap	3.554	60.32	1:10.793	3
15	136	F1	5 S EDWARDS / L EDWARDS	BMR Suzuki - ECONOMY HEATING SERVICES	4	4:49.851	1 Lap	1.504	60.01	1:09.749	4
16	167	F2	11 PETTMAN / ROBINSON	Windle Yamaha -	4	4:58.307	1 Lap	8.456	58.31	1:10.555	4
17	67	F1	6 JEFFREY / FIELD	Windle F1 - MJP racing	4	5:01.659	1 Lap	3.352	57.66	1:13.683	2
18	188	F1	7 BEST / COLBROOK	RSR Suzuki - Ecosse Consulting	4	5:11.304	1 Lap	9.645	55.87	1:10.987	4
19	74	F1	8 JO RESTALL / JA RESTALL	RCN R6 -	4	5:18.832	1 Lap	7.528	54.55	1:14.848	4

NOT CLASSIFIED

DNF	92	F1	HILDIGE / SLATER	LCR Yamaha -	4	5:24.266	1 Lap	5.434	53.64	1:11.629	4
DNF	76	F2	STREET / CHARLESWORTH	MRE Suzuki -	2	2:33.225	3 Laps	2 Laps	56.76	1:14.053	2
DNF	45	F2	PAYNE / LACE	GP-F2 Yamaha - Dave Allen Racing	0						
DNF	36	F2	SCHOFIELD / ROSTROM	DDM - SRT Motorcycles	0						
DNF	5	F2	TAYLOR / HART	LCR F2 - Velocity V1	0						
DNF	121	F1	LAWRENCE / HUGHES	LCR Yamaha -	0						

FASTEST LAP

	35	F2	REEVES / JAMES	LCR MW Honda - Reeves Water Services	3	1:01.398		70.82 mph		113.98 kph	
	75	F1	CLARKE / ANDERSON	- City Lifting .CYB fibreglass	5	1:03.093		68.92 mph		110.92 kph	

Race stopped

Class F2 - 92.5% of Race Speed = 63.33 mph

Class F1 - 92.5% of Race Speed = 62.54 mph

Weather / Track : Showers / Wet

These results are provisional until the conclusion of any judicial and technical matters.

Brands Hatch Indy

Circuit Length = 1.2079 miles

Start: 13:35 Flag 13:40 End: 13:41

Clerk Of Course :	Steward :	Timekeeper :
-------------------	-----------	--------------

Results can be found at www.tsl-timing.com

Printed - 13:43 Sunday, 08 March 2020



BMCRC - MRO Championships 2020 - Rnd 1 @ Brands Hatch Indy

RKB-BMCRC F1 & F2 Sidecars

RACE 6 - LAP CHART

LAP 1 @ 13:36:10.349

NO	BEHIND	LAP TIME
4		1:05.140
2	1.165	1:06.305
13	3.184	1:08.324
44	5.397	1:10.537
35	6.158	1:11.298
27	8.418	1:13.558
73	8.618	1:13.758
6	9.739	1:14.879
39	9.914	1:15.054
93	9.992	1:15.132
29	10.130	1:15.270
75	10.274	1:15.414
17	11.109	1:16.249
136	11.219	1:16.359
31	11.861	1:17.001
67	13.480	1:18.620
76	14.032	1:19.172
167	17.426	1:22.566
92	17.846	1:22.986
188	21.766	1:26.906
74	23.779	1:28.919

LAP 2 @ 13:37:14.744

NO	BEHIND	LAP TIME
4		1:04.395
2	1.370	1:04.600
35	3.491	1:01.728
13	4.677	1:05.888
44	6.444	1:05.442
27	11.883	1:07.860
39	13.044	1:07.525
75	13.127	1:07.248
73	13.208	1:08.985
29	14.548	1:08.813
6	16.066	1:10.722
93	17.166	1:11.569
17	17.575	1:10.861
31	17.754	1:10.288
136	19.548	1:12.724
67	22.768	1:13.683
76	23.690	1:14.053
167	25.769	1:12.738
188	35.868	1:18.497
74	38.335	1:18.951
92	51.231	1:37.780

LAP 3 @ 13:38:18.095

NO	BEHIND	LAP TIME
4		1:03.351
2	0.698	1:02.679
35	1.538	1:01.398
13	6.677	1:05.351
44	9.686	1:06.593
75	14.527	1:04.751
27	16.168	1:07.636
39	16.776	1:07.083
73	17.879	1:08.022
29	19.732	1:08.535
6	21.416	1:08.701
31	22.369	1:07.966
17	23.721	1:09.497

93	24.608	1:10.793
136	27.216	1:11.019
67	34.761	1:15.344
167	34.866	1:12.448
188	47.431	1:14.914
74	51.098	1:16.114
92	59.751	1:11.871

LAP 4 @ 13:39:21.212

NO	BEHIND	LAP TIME
35		1:01.579
4	1.167	1:04.284
2	3.213	1:05.632
13	9.271	1:05.711
75	15.569	1:04.159
44	15.733	1:09.164
39	20.616	1:06.957
27	20.885	1:07.834
73	24.390	1:09.628
29	25.247	1:08.632
6	27.042	1:08.743
31	28.212	1:08.960
17	28.790	1:08.186
93	32.344	1:10.853
136	33.848	1:09.749
167	42.304	1:10.555
67	45.656	1:14.012
188	55.301	1:10.987

LAP 5 @ 13:40:22.755

NO	BEHIND	LAP TIME
35		1:01.543
74	1 Lap	1:14.848
4	3.992	1:04.368
2	6.208	1:04.538
92	1 Lap	1:11.629
13	13.376	1:05.648
75	17.119	1:03.093
44	20.694	1:06.504
39	27.018	1:07.945
27	27.780	1:08.438

Weather / Track : Showers / Wet

Results can be found at www.tsl-timing.com

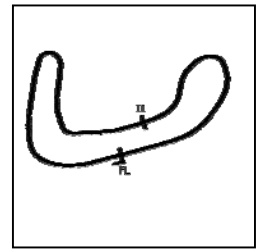
Brands Hatch Indy
Circuit Length = 1.2079 miles
Start: 13:35 Flag 13:40 End: 13:41

Printed - 13:45 Sunday, 08 March 2020

BMCRC - MRO Championships 2020 - Rnd 1 @ Brands Hatch Indy

RKB-BMCRC F1 & F2 Sidecars

RACE 6 - SECTOR ANALYSIS



SECTOR 1 = FL to I1, SECTOR 2 = I1 to FL, DIFF = Difference To Personal Best Lap, P = Crossed Finish Line in Pit Lane, D = Time Disallowed

P1 35 F2		REEVES / JAMES		LCR MW Honda - Reeves Water Services		
IDEAL LAP TIME : 1:01.184		BEST LAP TIME : 1:01.398		DIFFERENCE : 0.214		
LAP	SECTOR 1	SECTOR 2	LAP TIME	MPH	DIFF	TIME OF DAY
1 -		26.086	1:11.298	60.99	9.900	13:36:16.507
2 -	36.735	24.993	1:01.728	70.44	0.330	13:37:18.235
3 -	36.610	24.788	1:01.398 (1)	70.82		13:38:19.633
4 -	36.774	24.805	1:01.579 (3)	70.61	0.181	13:39:21.212
5 -	36.396	25.147	1:01.543 (2)	70.65	0.145	13:40:22.755

P2 4 F1		PEACH / EDWARDS		LCR - Lifesafety Motorsport		
IDEAL LAP TIME : 1:02.965		BEST LAP TIME : 1:03.351		DIFFERENCE : 0.386		
LAP	SECTOR 1	SECTOR 2	LAP TIME	MPH	DIFF	TIME OF DAY
1 -		25.151	1:05.140	66.75	1.789	13:36:10.349
2 -	38.583	25.812	1:04.395	67.53	1.044	13:37:14.744
3 -	37.844	25.507	1:03.351 (1)	68.64		13:38:18.095
4 -	38.660	25.624	1:04.284 (2)	67.64	0.933	13:39:22.379
5 -	37.814	26.554	1:04.368 (3)	67.55	1.017	13:40:26.747

P3 2 F2		HOLDEN / CAIN		LCR F2 - SBR		
IDEAL LAP TIME : 1:02.679		BEST LAP TIME : 1:02.679		DIFFERENCE : 0.000		
LAP	SECTOR 1	SECTOR 2	LAP TIME	MPH	DIFF	TIME OF DAY
1 -		25.242	1:06.305	65.58	3.626	13:36:11.514
2 -	38.947	25.653	1:04.600 (3)	67.31	1.921	13:37:16.114
3 -	37.586	25.093	1:02.679 (1)	69.37		13:38:18.793
4 -	39.189	26.443	1:05.632	66.25	2.953	13:39:24.425
5 -	38.284	26.254	1:04.538 (2)	67.38	1.859	13:40:28.963

P4 13 F2		DIX / PARKER		Baker Honda - APACHE DEVELOPEMENTS		
IDEAL LAP TIME : 1:05.141		BEST LAP TIME : 1:05.351		DIFFERENCE : 0.210		
LAP	SECTOR 1	SECTOR 2	LAP TIME	MPH	DIFF	TIME OF DAY
1 -		26.540	1:08.324	63.64	2.973	13:36:13.533
2 -	39.857	26.031	1:05.888	65.99	0.537	13:37:19.421
3 -	39.110	26.241	1:05.351 (1)	66.54		13:38:24.772
4 -	39.679	26.032	1:05.711 (3)	66.17	0.360	13:39:30.483
5 -	39.387	26.261	1:05.648 (2)	66.24	0.297	13:40:36.131

P5 75 F1		CLARKE / ANDERSON		- City Lifting .CYB fibreglass		
IDEAL LAP TIME : 1:03.093		BEST LAP TIME : 1:03.093		DIFFERENCE : 0.000		
LAP	SECTOR 1	SECTOR 2	LAP TIME	MPH	DIFF	TIME OF DAY
1 -		28.942	1:15.414	57.66	12.321	13:36:20.623
2 -	40.236	27.012	1:07.248	64.66	4.155	13:37:27.871
3 -	39.046	25.705	1:04.751 (3)	67.15	1.658	13:38:32.622
4 -	37.865	26.294	1:04.159 (2)	67.77	1.066	13:39:36.781
5 -	37.619	25.474	1:03.093 (1)	68.92		13:40:39.874

P6 44 F2		KING / CHILD		Lumley Ireson F2 - The Bell on the Common		
IDEAL LAP TIME : 1:05.442		BEST LAP TIME : 1:05.442		DIFFERENCE : 0.000		
LAP	SECTOR 1	SECTOR 2	LAP TIME	MPH	DIFF	TIME OF DAY
1 -		26.524	1:10.537	61.64	5.095	13:36:15.746
2 -	39.151	26.291	1:05.442 (1)	66.44		13:37:21.188
3 -	40.103	26.490	1:06.593 (3)	65.30	1.151	13:38:27.781
4 -	42.268	26.896	1:09.164	62.87	3.722	13:39:36.945
5 -	39.724	26.780	1:06.504 (2)	65.38	1.062	13:40:43.449

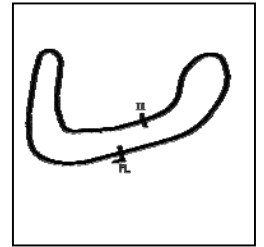
Weather / Track : Showers / Wet

Brands Hatch Indy
Circuit Length = 1.2079 miles
Start: 13:35 Flag 13:40 End: 13:41

BMCRC - MRO Championships 2020 - Rnd 1 @ Brands Hatch Indy

RKB-BMCRC F1 & F2 Sidecars

RACE 6 - SECTOR ANALYSIS



SECTOR 1 = FL to I1, SECTOR 2 = I1 to FL, DIFF = Difference To Personal Best Lap, P = Crossed Finish Line in Pit Lane, D = Time Disallowed

P7 39 F2 MOORE / GASH		Ireson Honda - LBS Racing/Team Stannard				
IDEAL LAP TIME : 1:06.276		BEST LAP TIME : 1:06.957		DIFFERENCE : 0.681		
LAP	SECTOR 1	SECTOR 2	LAP TIME	MPH	DIFF	TIME OF DAY
1 -		27.812	1:15.054	57.93	8.097	13:36:20.263
2 -	40.351	27.174	1:07.525 (3)	64.39	0.568	13:37:27.788
3 -	40.327	26.756	1:07.083 (2)	64.82	0.126	13:38:34.871
4 -	39.520	27.437	1:06.957 (1)	64.94		13:39:41.828
5 -	41.058	26.887	1:07.945	64.00	0.988	13:40:49.773

P8 27 F2 KIRBY / GRAVES		KRT Suzuki - DDM Suzuki				
IDEAL LAP TIME : 1:06.707		BEST LAP TIME : 1:07.636		DIFFERENCE : 0.929		
LAP	SECTOR 1	SECTOR 2	LAP TIME	MPH	DIFF	TIME OF DAY
1 -		28.972	1:13.558	59.11	5.922	13:36:18.767
2 -	40.353	27.507	1:07.860 (3)	64.08	0.224	13:37:26.627
3 -	40.212	27.424	1:07.636 (1)	64.29		13:38:34.263
4 -	39.602	28.232	1:07.834 (2)	64.10	0.198	13:39:42.097
5 -	41.333	27.105	1:08.438	63.54	0.802	13:40:50.535

P9 73 F2 GOODIER / STONE		LCR F2 - Rowtec ltd				
IDEAL LAP TIME : 1:08.022		BEST LAP TIME : 1:08.022		DIFFERENCE : 0.000		
LAP	SECTOR 1	SECTOR 2	LAP TIME	MPH	DIFF	TIME OF DAY
1 -		28.197	1:13.758	58.95	5.736	13:36:18.967
2 -	41.007	27.978	1:08.985 (2)	63.03	0.963	13:37:27.952
3 -	40.615	27.407	1:08.022 (1)	63.92		13:38:35.974
4 -	41.706	27.922	1:09.628 (3)	62.45	1.606	13:39:45.602

P10 29 F2 GRISTWOOD / CRACKNALL		Suzuki - Gristwood&Toms				
IDEAL LAP TIME : 1:08.134		BEST LAP TIME : 1:08.535		DIFFERENCE : 0.401		
LAP	SECTOR 1	SECTOR 2	LAP TIME	MPH	DIFF	TIME OF DAY
1 -		28.298	1:15.270	57.77	6.735	13:36:20.479
2 -	41.603	27.210	1:08.813 (3)	63.19	0.278	13:37:29.292
3 -	41.261	27.274	1:08.535 (1)	63.45		13:38:37.827
4 -	41.263	27.369	1:08.632 (2)	63.36	0.097	13:39:46.459

P11 6 F2 BELLABY / GRISTWOOD		DDM Suzuki - Gristwood & Toms				
IDEAL LAP TIME : 1:07.861		BEST LAP TIME : 1:08.701		DIFFERENCE : 0.840		
LAP	SECTOR 1	SECTOR 2	LAP TIME	MPH	DIFF	TIME OF DAY
1 -		28.037	1:14.879	58.07	6.178	13:36:20.088
2 -	42.392	28.330	1:10.722 (3)	61.48	2.021	13:37:30.810
3 -	41.542	27.159	1:08.701 (1)	63.29		13:38:39.511
4 -	41.654	27.089	1:08.743 (2)	63.25	0.042	13:39:48.254

P12 31 F2 MUNRO / GEDDES		Shelbourne Yamaha - Allbikes				
IDEAL LAP TIME : 1:07.966		BEST LAP TIME : 1:07.966		DIFFERENCE : 0.000		
LAP	SECTOR 1	SECTOR 2	LAP TIME	MPH	DIFF	TIME OF DAY
1 -		28.384	1:17.001	56.47	9.035	13:36:22.210
2 -	42.272	28.016	1:10.288 (3)	61.86	2.322	13:37:32.498
3 -	40.826	27.140	1:07.966 (1)	63.98		13:38:40.464
4 -	41.157	27.803	1:08.960 (2)	63.05	0.994	13:39:49.424

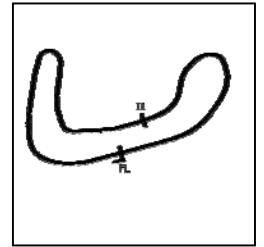
Weather / Track : Showers / Wet

Brands Hatch Indy
Circuit Length = 1.2079 miles
Start: 13:35 Flag 13:40 End: 13:41

BMCRC - MRO Championships 2020 - Rnd 1 @ Brands Hatch Indy

RKB-BMCRC F1 & F2 Sidecars

RACE 6 - SECTOR ANALYSIS



SECTOR 1 = FL to I1, SECTOR 2 = I1 to FL, DIFF = Difference To Personal Best Lap, P = Crossed Finish Line in Pit Lane, D = Time Disallowed

P13 17 F1 THOMAS / WARD		Ireson Suzuki - Team Walters And Thomas Sidecar racing				
IDEAL LAP TIME : 1:08.186		BEST LAP TIME : 1:08.186		DIFFERENCE : 0.000		
LAP	SECTOR 1	SECTOR 2	LAP TIME	MPH	DIFF	TIME OF DAY
1 -		28.057	1:16.249	57.03	8.063	13:36:21.458
2 -	42.666	28.195	1:10.861 (3)	61.36	2.675	13:37:32.319
3 -	42.010	27.487	1:09.497 (2)	62.57	1.311	13:38:41.816
4 -	41.008	27.178	1:08.186 (1)	63.77		13:39:50.002

P14 93 F1 HOLDEN / LAWRENCE		LCR Suzuki - Holden racing				
IDEAL LAP TIME : 1:09.888		BEST LAP TIME : 1:10.793		DIFFERENCE : 0.905		
LAP	SECTOR 1	SECTOR 2	LAP TIME	MPH	DIFF	TIME OF DAY
1 -		29.080	1:15.132	57.87	4.339	13:36:20.341
2 -	43.406	28.163	1:11.569 (3)	60.76	0.776	13:37:31.910
3 -	41.725	29.068	1:10.793 (1)	61.42		13:38:42.703
4 -	42.200	28.653	1:10.853 (2)	61.37	0.060	13:39:53.556

P15 136 F1 S EDWARDS / L EDWARDS		BMR Suzuki - ECONOMY HEATING SERVICES				
IDEAL LAP TIME : 1:09.749		BEST LAP TIME : 1:09.749		DIFFERENCE : 0.000		
LAP	SECTOR 1	SECTOR 2	LAP TIME	MPH	DIFF	TIME OF DAY
1 -		28.789	1:16.359	56.94	6.610	13:36:21.568
2 -	44.180	28.544	1:12.724 (3)	59.79	2.975	13:37:34.292
3 -	42.735	28.284	1:11.019 (2)	61.23	1.270	13:38:45.311
4 -	41.725	28.024	1:09.749 (1)	62.34		13:39:55.060

P16 167 F2 PETTMAN / ROBINSON		Windle Yamaha -				
IDEAL LAP TIME : 1:10.492		BEST LAP TIME : 1:10.555		DIFFERENCE : 0.063		
LAP	SECTOR 1	SECTOR 2	LAP TIME	MPH	DIFF	TIME OF DAY
1 -		30.981	1:22.566	52.66	12.011	13:36:27.775
2 -	43.822	28.916	1:12.738 (3)	59.78	2.183	13:37:40.513
3 -	42.809	29.639	1:12.448 (2)	60.02	1.893	13:38:52.961
4 -	41.886	28.669	1:10.555 (1)	61.63		13:40:03.516

P17 67 F1 JEFFREY / FIELD		Windle F1 - MJP racing				
IDEAL LAP TIME : 1:13.052		BEST LAP TIME : 1:13.683		DIFFERENCE : 0.631		
LAP	SECTOR 1	SECTOR 2	LAP TIME	MPH	DIFF	TIME OF DAY
1 -		29.755	1:18.620	55.31	4.937	13:36:23.829
2 -	43.297	30.386	1:13.683 (1)	59.01		13:37:37.512
3 -	45.220	30.124	1:15.344 (3)	57.71	1.661	13:38:52.856
4 -	43.876	30.136	1:14.012 (2)	58.75	0.329	13:40:06.868

P18 188 F1 BEST / COLBROOK		RSR Suzuki - Ecosse Consulting				
IDEAL LAP TIME : 1:10.987		BEST LAP TIME : 1:10.987		DIFFERENCE : 0.000		
LAP	SECTOR 1	SECTOR 2	LAP TIME	MPH	DIFF	TIME OF DAY
1 -		32.109	1:26.906	50.03	15.919	13:36:32.115
2 -	47.585	30.912	1:18.497 (3)	55.39	7.510	13:37:50.612
3 -	45.457	29.457	1:14.914 (2)	58.04	3.927	13:39:05.526
4 -	42.520	28.467	1:10.987 (1)	61.25		13:40:16.513

P19 74 F1 JO RESTALL / JA RESTALL		RCN R6 -				
IDEAL LAP TIME : 1:14.608		BEST LAP TIME : 1:14.848		DIFFERENCE : 0.240		
LAP	SECTOR 1	SECTOR 2	LAP TIME	MPH	DIFF	TIME OF DAY
1 -		30.922	1:28.919	48.90	14.071	13:36:34.128
2 -	48.151	30.800	1:18.951 (3)	55.07	4.103	13:37:53.079
3 -	46.197	29.917	1:16.114 (2)	57.13	1.266	13:39:09.193
4 -	44.691	30.157	1:14.848 (1)	58.09		13:40:24.041

Weather / Track : Showers / Wet

Brands Hatch Indy
Circuit Length = 1.2079 miles
Start: 13:35 Flag 13:40 End: 13:41

BMCRC - MRO Championships 2020 - Rnd 1 @ Brands Hatch Indy

RKB-BMCRC F1 & F2 Sidecars

RACE 6 - SECTOR ANALYSIS



SECTOR 1 = FL to I1, SECTOR 2 = I1 to FL, DIFF = Difference To Personal Best Lap, P = Crossed Finish Line in Pit Lane, D = Time Disallowed

P20 92 F1 HILDIGE / SLATER		LCR Yamaha -				
IDEAL LAP TIME : 1:11.629		BEST LAP TIME : 1:11.629		DIFFERENCE : 0.000		
LAP	SECTOR 1	SECTOR 2	LAP TIME	MPH	DIFF	TIME OF DAY
1 -		30.975	1:22.986	52.40	11.357	13:36:28.195
2 -	1:08.558	29.222	1:37.780 (3)	44.47	26.151	13:38:05.975
3 -	42.653	29.218	1:11.871 (2)	60.50	0.242	13:39:17.846
4 -	42.512	29.117	1:11.629 (1)	60.71		13:40:29.475

P21 76 F2 STREET / CHARLESWORTH		MRE Suzuki -				
IDEAL LAP TIME : 1:13.820		BEST LAP TIME : 1:14.053		DIFFERENCE : 0.233		
LAP	SECTOR 1	SECTOR 2	LAP TIME	MPH	DIFF	TIME OF DAY
1 -		29.844	1:19.172	54.92	5.119	13:36:24.381
2 -	43.976	30.077	1:14.053 (1)	58.72		13:37:38.434

Weather / Track : Showers / Wet

Results can be found at www.tsl-timing.com

Page 4 of 4

Brands Hatch Indy
Circuit Length = 1.2079 miles
Start: 13:35 Flag 13:40 End: 13:41

Printed - 13:45 Sunday, 08 March 2020

BMCRC - MRO Championships 2020 - Rnd 1 @ Brands Hatch Indy

RKB-BMCRC F1 & F2 Sidecars

RACE 6 - BEST SECTORS

SECTOR 1			SECTOR 2			IDEAL / BEST COMPARISON						
POS	NO	NAME	TIME	NO	NAME	TIME	POS	NO	NAME	IDEAL	BEST	DIFF
									PERFECT LAP	1:01.184		
1	35	REEVES / JAMES	36.396	35	REEVES / JAMES	24.788	1	35	REEVES / JAMES	1:01.184	1:01.398	0.214
2	2	HOLDEN / CAIN	37.586	2	HOLDEN / CAIN	25.093	2	2	HOLDEN / CAIN	1:02.679	1:02.679	0.000
3	75	CLARKE / ANDERSON	37.619	4	PEACH / EDWARDS	25.151	3	4	PEACH / EDWARDS	1:02.965	1:03.351	0.386
4	4	PEACH / EDWARDS	37.814	75	CLARKE / ANDERSON	25.474	4	75	CLARKE / ANDERSON	1:03.093	1:03.093	0.000
5	13	DIX / PARKER	39.110	13	DIX / PARKER	26.031	5	13	DIX / PARKER	1:05.141	1:05.351	0.210
6	44	KING / CHILD	39.151	44	KING / CHILD	26.291	6	44	KING / CHILD	1:05.442	1:05.442	0.000
7	39	MOORE / GASH	39.520	39	MOORE / GASH	26.756	7	39	MOORE / GASH	1:06.276	1:06.957	0.681
8	27	KIRBY / GRAVES	39.602	6	BELLABY / GRISTWOOD	27.089	8	27	KIRBY / GRAVES	1:06.707	1:07.636	0.929
9	73	GOODIER / STONE	40.615	27	KIRBY / GRAVES	27.105	9	6	BELLABY / GRISTWOOD	1:07.861	1:08.701	0.840
10	6	BELLABY / GRISTWOOD	40.772	31	MUNRO / GEDDES	27.140	10	31	MUNRO / GEDDES	1:07.966	1:07.966	0.000
11	31	MUNRO / GEDDES	40.826	17	THOMAS / WARD	27.178	11	73	GOODIER / STONE	1:08.022	1:08.022	0.000
12	29	GRISTWOOD / CRACKNALL	40.924	29	GRISTWOOD / CRACKNALL	27.210	12	29	GRISTWOOD / CRACKNALL	1:08.134	1:08.535	0.401
13	17	THOMAS / WARD	41.008	73	GOODIER / STONE	27.407	13	17	THOMAS / WARD	1:08.186	1:08.186	0.000
14	93	HOLDEN / LAWRENCE	41.725	136	S EDWARDS / L EDWARDS	28.024	14	136	S EDWARDS / L EDWARDS	1:09.749	1:09.749	0.000
15	136	S EDWARDS / L EDWARDS	41.725	93	HOLDEN / LAWRENCE	28.163	15	93	HOLDEN / LAWRENCE	1:09.888	1:10.793	0.905
16	167	PETTMAN / ROBINSON	41.823	188	BEST / COLBROOK	28.467	16	167	PETTMAN / ROBINSON	1:10.492	1:10.555	0.063
17	92	HILDIGE / SLATER	42.512	167	PETTMAN / ROBINSON	28.669	17	188	BEST / COLBROOK	1:10.987	1:10.987	0.000
18	188	BEST / COLBROOK	42.520	92	HILDIGE / SLATER	29.117	18	92	HILDIGE / SLATER	1:11.629	1:11.629	0.000
19	67	JEFFREY / FIELD	43.297	67	JEFFREY / FIELD	29.755	19	67	JEFFREY / FIELD	1:13.052	1:13.683	0.631
20	76	STREET / CHARLESWORTH	43.976	76	STREET / CHARLESWORTH	29.844	20	76	STREET / CHARLESWORTH	1:13.820	1:14.053	0.233
21	74	JO RESTALL / JA RESTALL	44.691	74	JO RESTALL / JA RESTALL	29.917	21	74	JO RESTALL / JA RESTALL	1:14.608	1:14.848	0.240
22												
23												
24												
25												

Weather / Track : Showers / Wet

Results can be found at www.tsl-timing.com

Brands Hatch Indy
 Circuit Length = 1.2079 miles
 Start: 13:35 Flag 13:40 End: 13:41

Printed - 13:45 Sunday, 08 March 2020

BMCRC - MRO Championships 2020 - Rnd 1 @ Brands Hatch Indy

RKB-BMCRC F1 & F2 Sidecars

RACE 6 - STATISTICS

Competitors Started 23
Planned Start 2020-03-08 @ 12:45:00.000
Actual Start 2020-03-08 @ 13:35:05.208
Finish Time 2020-03-08 @ 13:40:22.754
Track Length 1.2079mi.
Total Laps 90
Total Distance Covered 108.7151mi.

Session Fastest Lap History

NO	CL	NAME	LAP TIME	TIME OF DAY	LAP	VEHICLE
4	F1	PEACH / EDWARDS	1:04.395	13:37:14.760	2	LCR
35	F2	REEVES / JAMES	1:01.728	13:37:18.253	2	LCR MW Honda
35	F2	REEVES / JAMES	1:01.398	13:38:19.652	3	LCR MW Honda

Session Leader History

NO	CL	NAME	FROM LAP	LAPS LED	DISTANCE	VEHICLE
4	F1	PEACH / EDWARDS	1	3	3.62 miles	LCR
35	F2	REEVES / JAMES	4	2	2.41 miles	LCR MW Honda

Flag History

TYPE	TIME OF DAY
GREEN	13:35:05.208
FINISH	13:40:22.754

Flag Statistics

TYPE	COUNT	TOTAL LAPS	TOTAL TIME
Green	1	5	6:46.620
Red	0	0	0.000
Safety Car	0	0	0.000
FCY	0	0	0.000

BMCRC - MRO Championships 2020 - Rnd 1 @ Brands Hatch Indy

RKB-BMCRC F1 & F2 Sidecars

RACE 6 - STATISTICS

CLASS : F1

10 Starters

Fastest Lap History

NO	NAME	LAP TIME	TIME OF DAY	LAP	VEHICLE
4	PEACH / EDWARDS	1:04.395	13:37:14.760	2	LCR
4	PEACH / EDWARDS	1:03.351	13:38:18.111	3	LCR
75	CLARKE / ANDERSON	1:03.093	13:40:39.894	5	

Leader History

NO	NAME	FROM LAP	LAPS LED	DISTANCE	VEHICLE
4	PEACH / EDWARDS	1	5	6.03 miles	LCR

BMCRC - MRO Championships 2020 - Rnd 1 @ Brands Hatch Indy

RKB-BMCRC F1 & F2 Sidecars

RACE 6 - STATISTICS

CLASS : F2

13 Starters

Fastest Lap History

NO	NAME	LAP TIME	TIME OF DAY	LAP	VEHICLE
2	HOLDEN / CAIN	1:04.600	13:37:16.133	2	LCR F2
35	REEVES / JAMES	1:01.728	13:37:18.253	2	LCR MW Honda
35	REEVES / JAMES	1:01.398	13:38:19.652	3	LCR MW Honda

Leader History

NO	NAME	FROM LAP	LAPS LED	DISTANCE	VEHICLE
2	HOLDEN / CAIN	1	3	3.62 miles	LCR F2
35	REEVES / JAMES	4	2	2.41 miles	LCR MW Honda

BMCRC - MRO Championships 2020 - Rnd 1 @ Brands Hatch Indy

RKB-BMCRC F1 & F2 Sidecars

RACE 17 - GRID (12 Laps)



ROW 14		27	131	CHANDLER / CHANDLER			
ROW 13		26	24	BOELSMAN / BURG	25	121	LAWRENCE / HUGHES
ROW 12	24	5	TAYLOR / HART	23	36	SCHOFIELD / ROSTROM	
ROW 11		22	45	PAYNE / LACE	21	74	JO RESTALL / JA RESTALL
ROW 10		20	76	STREET / CHARLESWORTH	19	67	JEFFREY / FIELD
ROW 9		18	92	HILDIGE / SLATER	17	188	BEST / COLBROOK
ROW 8		16	93	HOLDEN / LAWRENCE	15	167	PETTMAN / ROBINSON
ROW 7		14	136	S EDWARDS / L EDWARDS	13	6	BELLABY / GRISTWOOD
ROW 6		12	29	GRISTWOOD / CRACKNALL	11	17	THOMAS / WARD
ROW 5		10	73	GOODIER / STONE	9	31	MUNRO / GEDDES
ROW 4		8	27	KIRBY / GRAVES	7	39	MOORE / GASH
ROW 3		6	44	KING / CHILD	5	13	DIX / PARKER
ROW 2		4	4	PEACH / EDWARDS	3	75	CLARKE / ANDERSON
ROW 1		2	2	HOLDEN / CAIN	1	35	REEVES / JAMES
Pole							

Brands Hatch Indy
Circuit Length = 1.2079 miles

These results are provisional until the conclusion of any judicial and technical matters.

Clerk Of Course :	Steward :	Timekeeper :
-------------------	-----------	--------------

Results can be found at www.tsl-timing.com

Printed - 13:46 Sunday, 08 March 2020



BMCRC - MRO Championships 2020 - Rnd 1 @ Brands Hatch Indy

RKB-BMCRC F1 & F2 Sidecars

RACE 17 - CLASSIFICATION



POS	NO	CL	PIC NAME	ENTRY	LAPS	TIME	GAP	DIFF	MPH	BEST	ON
1	36	F2	1 SCHOFIELD / ROSTROM	DDM - SRT Motorcycles	9	8:31.678			76.48	54.777	6
2	13	F2	2 DIX / PARKER	Baker Honda - APACHE DEVELOPEMENTS	9	8:32.439	0.761	0.761	76.37	54.922	6
3	4	F1	1 PEACH / EDWARDS	LCR - Lifesafety Motorsport	9	8:33.629	1.951	1.190	76.19	53.342	7
4	75	F1	2 CLARKE / ANDERSON	- City Lifting. CYB fibreglass	9	8:35.000	3.322	1.371	75.99	54.590	7
5	35	F2	3 REEVES / JAMES	LCR MW Honda - Reeves Water Services	9	8:35.630	3.952	0.630	75.90	55.884	2
6	136	F1	3 S EDWARDS / L EDWARDS	BMR Suzuki - ECONOMY HEATING SERVICES	9	8:44.448	12.770	8.818	74.62	55.489	8
7	44	F2	4 KING / CHILD	Lumley Ireson F2 - The Bell on the Common	9	8:44.554	12.876	0.106	74.61	56.707	6
8	27	F2	5 KIRBY / GRAVES	KRT Suzuki - DDM Suzuki	9	8:44.873	13.195	0.319	74.56	56.238	8
9	93	F1	4 HOLDEN / LAWRENCE	LCR Suzuki - Holden racing	9	8:44.965	13.287	0.092	74.55	55.016	6
10	73	F2	6 GOODIER / STONE	LCR F2 - Rowtec Ltd	9	8:46.978	15.300	2.013	74.26	56.673	9
11	6	F2	7 BELLABY / GRISTWOOD	DDM Suzuki - Gristwood & Toms	9	9:03.027	31.349	16.049	72.07	58.926	8
12	31	F2	8 MUNRO / GEDDES	Shelbourne Yamaha - Allbikes	9	9:03.773	32.095	0.746	71.97	58.200	5
13	29	F2	9 GRISTWOOD / CRACKNALL	Suzuki - Gristwood&Toms	9	9:05.726	34.048	1.953	71.71	59.124	6
14	39	F2	10 MOORE / GASH	Ireson Honda - LBS Racing/Team Stannard	9	9:11.345	39.667	5.619	70.98	58.195	8
15	17	F1	5 THOMAS / WARD	Ireson Suzuki - Team Walters And Thomas Sidecar	9	9:15.516	43.838	4.171	70.45	59.758	8
16	167	F2	11 PETTMAN / ROBINSON	Windle Yamaha -	9	9:16.847	45.169	1.331	70.28	59.983	9
17	76	F2	12 STREET / CHARLESWORTH	MRE Suzuki -	9	9:17.190	45.512	0.343	70.24	59.843	4
18	131	F2	13 CHANDLER / CHANDLER	Baker Honda -	9	9:20.107	48.429	2.917	69.87	57.937	6
19	24	F2	14 BOELSMA / BURG	Honda -	9	9:32.827	1:01.149	12.720	68.32	1:01.325	5
20	121	F1	6 LAWRENCE / HUGHES	LCR Yamaha -	8	8:37.483	1 Lap	1 Lap	67.22	59.423	8
21	74	F1	7 JO RESTALL / JA RESTALL	RCN R6 -	8	8:38.141	1 Lap	0.658	67.14	1:00.345	8
22	5	F2	15 TAYLOR / HART	LCR F2 - Velocity V1	8	8:41.312	1 Lap	3.171	66.73	1:02.048	5
23	67	F1	8 JEFFREY / FIELD	Windle F1 - MJP racing	8	8:41.832	1 Lap	0.520	66.66	1:00.733	8
24	188	F1	9 BEST / COLBROOK	RSR Suzuki - Ecosse Consulting	8	8:44.208	1 Lap	2.376	66.36	1:02.847	4

FASTEST LAP

4	F1	PEACH / EDWARDS	LCR - Lifesafety Motorsport	7	53.342	81.52 mph	131.19 kph
36	F2	SCHOFIELD / ROSTROM	DDM - SRT Motorcycles	6	54.777	79.38 mph	127.76 kph

Class F2 - 92.5% of Race Speed = 70.74 mph

Class F1 - 92.5% of Race Speed = 70.47 mph

Brands Hatch Indy
Circuit Length = 1.2079 miles
Start: 16:33 Flag 16:41 End: 16:43

Weather / Track : Cloudy / Dry

These results are provisional until the conclusion of any judicial and technical matters.

Clerk Of Course :	Steward :	Timekeeper :
-------------------	-----------	--------------

Results can be found at www.tsl-timing.com

Printed - 16:43 Sunday, 08 March 2020



BMCRC - MRO Championships 2020 - Rnd 1 @ Brands Hatch Indy

RKB-BMCRC F1 & F2 Sidecars

RACE 17 - LAP CHART

LAP 1 @ 16:34:16.413

NO	BEHIND	LAP TIME
35		1:00.034
13	2.578	1:02.612
44	4.980	1:05.014
27	5.284	1:05.318
73	5.385	1:05.419
75	5.711	1:05.745
36	5.823	1:05.857
29	7.548	1:07.582
6	7.927	1:07.961
136	8.028	1:08.062
4	8.933	1:08.967
17	9.154	1:09.188
167	10.199	1:10.233
93	10.641	1:10.675
31	10.666	1:10.700
131	11.006	1:11.040
76	11.285	1:11.319
188	14.631	1:14.665
24	15.223	1:15.257
39	15.773	1:15.807
5	16.189	1:16.223
67	18.999	1:19.033
121	19.457	1:19.491
74	20.576	1:20.610

LAP 2 @ 16:35:12.297

NO	BEHIND	LAP TIME
35		55.884
13	3.962	57.268
36	5.945	56.006
44	8.204	59.108
73	8.697	59.196
75	9.277	59.450
27	9.675	1:00.275
6	11.480	59.437
4	11.588	58.539
136	12.075	59.931
29	12.178	1:00.514
17	14.734	1:01.464
31	15.189	1:00.407
93	15.229	1:00.472
131	16.219	1:01.097
76	16.957	1:01.556
167	17.108	1:02.793
39	21.706	1:01.817
24	23.477	1:04.138
188	23.992	1:05.245
5	24.581	1:04.276
67	27.895	1:04.780
121	28.422	1:04.849
74	29.760	1:05.068

LAP 3 @ 16:36:08.490

NO	BEHIND	LAP TIME
35		56.193
13	4.165	56.396
36	5.376	55.624
44	9.587	57.576
75	10.541	57.457
73	10.665	58.161
27	11.266	57.784

4	11.373	55.978
136	14.372	58.490
6	15.380	1:00.093
29	16.275	1:00.290
93	16.942	57.906
31	18.762	59.766
131	20.065	1:00.039
17	20.168	1:01.627
76	20.886	1:00.122
167	21.959	1:01.044
39	25.347	59.834
24	29.497	1:02.213
188	31.479	1:03.680
5	31.658	1:03.270
121	37.062	1:04.833
74	37.226	1:03.659
67	38.279	1:06.577

LAP 4 @ 16:37:04.597

NO	BEHIND	LAP TIME
35		56.107
13	3.836	55.778
36	4.602	55.333
75	10.418	55.984
44	11.338	57.858
4	11.549	56.283
73	12.999	58.441
27	13.109	57.950
136	15.854	57.589
6	18.212	58.939
93	18.559	57.724
29	19.622	59.454
31	21.057	58.402
131	22.664	58.706
17	24.472	1:00.411
76	24.622	59.843
167	26.420	1:00.568
39	28.420	59.180
24	35.002	1:01.612
188	38.219	1:02.847
5	38.693	1:03.142
121	43.729	1:02.774
74	44.675	1:03.556
67	46.174	1:04.002

LAP 5 @ 16:38:00.792

NO	BEHIND	LAP TIME
35		56.195
13	3.707	56.066
36	4.481	56.074
75	9.086	54.863
4	9.385	54.031
44	12.123	56.980
27	13.966	57.052
73	14.140	57.336
136	15.668	56.009
93	18.155	55.791
6	21.649	59.632
29	22.600	59.173
31	23.062	58.200
131	24.474	58.005
17	28.716	1:00.439
76	29.591	1:01.164
39	31.226	59.001

167	31.322	1:01.097
24	40.132	1:01.325
5	44.546	1:02.048
188	46.410	1:04.386
121	49.658	1:02.124
74	50.013	1:01.533
67	52.067	1:02.088

LAP 6 @ 16:38:56.851

NO	BEHIND	LAP TIME
35		56.059
13	2.570	54.922
36	3.199	54.777
4	7.227	53.901
75	8.032	55.005
44	12.771	56.707
27	14.400	56.493
73	15.467	57.386
136	15.496	55.887
93	17.112	55.016
6	24.983	59.393
29	25.665	59.124
31	25.969	58.966
131	26.352	57.937
17	32.738	1:00.081
39	33.538	58.371
76	33.856	1:00.324
167	35.898	1:00.635
24	45.779	1:01.706
5	52.182	1:03.695
74	54.313	1:00.359
188	54.630	1:04.279
121	54.766	1:01.167

LAP 7 @ 16:39:52.852

NO	BEHIND	LAP TIME
35		56.001
13	1.948	55.379
36	2.147	54.949
67	1 Lap	1:02.879
4	4.568	53.342
75	6.621	54.590
44	13.761	56.991
27	14.818	56.419
136	15.453	55.958
73	16.310	56.844
93	16.665	55.554
6	28.040	59.058
131	28.608	58.257
31	29.396	59.428
29	29.559	59.895
17	37.484	1:00.747
39	37.596	1:00.059
76	38.114	1:00.259
167	40.300	1:00.403
24	51.168	1:01.390

LAP 8 @ 16:40:53.151

NO	BEHIND	LAP TIME
36		58.152
13	0.128	58.479
35	0.229	1:00.528
4	0.335	56.066

5	1 Lap	1:04.479
74	1 Lap	1:03.011
121	1 Lap	1:02.822
75	2.177	55.855
188	1 Lap	1:05.707
67	1 Lap	1:01.740
44	10.312	56.850
136	10.643	55.489
27	10.757	56.238
93	11.821	55.455
73	13.533	57.522
6	26.667	58.926
31	27.840	58.743
131	29.014	1:00.705
29	29.282	1:00.022
39	35.492	58.195
17	36.943	59.758
76	37.673	59.858
167	40.092	1:00.091
24	52.949	1:02.080

LAP 9 @ 16:41:48.057

NO	BEHIND	LAP TIME
36		54.906
13	0.761	55.539
4	1.951	56.522
75	3.322	56.051
35	3.952	58.629
121	1 Lap	59.423
74	1 Lap	1:00.345
5	1 Lap	1:04.179
67	1 Lap	1:00.733
188	1 Lap	1:03.399
136	12.770	57.033
44	12.876	57.470
27	13.195	57.344
93	13.287	56.372
73	15.300	56.673
6	31.349	59.588
31	32.095	59.161
29	34.048	59.672
39	39.667	59.081
17	43.838	1:01.801
167	45.169	59.983
76	45.512	1:02.745
131	48.429	1:14.321
24	1:01.149	1:03.106

Weather / Track : Cloudy / Dry

Brands Hatch Indy
Circuit Length = 1.2079 miles
Start: 16:33 Flag 16:41 End: 16:43

Results can be found at www.tsl-timing.com

Printed - 16:44 Sunday, 08 March 2020

BMCRC - MRO Championships 2020 - Rnd 1 @ Brands Hatch Indy

RKB-BMCRC F1 & F2 Sidecars

RACE 17 - SECTOR ANALYSIS



SECTOR 1 = FL to I1, SECTOR 2 = I1 to FL, DIFF = Difference To Personal Best Lap, P = Crossed Finish Line in Pit Lane, D = Time Disallowed

P1 36 F2		SCHOFIELD / ROSTROM		DDM - SRT Motorcycles		
IDEAL LAP TIME : 54.619		BEST LAP TIME : 54.777		DIFFERENCE : 0.158		
LAP	SECTOR 1	SECTOR 2	LAP TIME	MPH	DIFF	TIME OF DAY
1 -		22.858	1:05.857	66.03	11.080	16:34:22.236
2 -	33.567	22.439	56.006	77.64	1.229	16:35:18.242
3 -	32.934	22.690	55.624	78.17	0.847	16:36:13.866
4 -	32.913	22.420	55.333	78.58	0.556	16:37:09.199
5 -	33.504	22.570	56.074	77.55	1.297	16:38:05.273
6 -	32.574	22.203	54.777 (1)	79.38		16:39:00.050
7 -	32.823	22.126	54.949 (3)	79.13	0.172	16:39:54.999
8 -	33.495	24.657	58.152	74.77	3.375	16:40:53.151
9 -	32.861	22.045	54.906 (2)	79.20	0.129	16:41:48.057

P2 13 F2		DIX / PARKER		Baker Honda - APACHE DEVELOPEMENTS		
IDEAL LAP TIME : 54.841		BEST LAP TIME : 54.922		DIFFERENCE : 0.081		
LAP	SECTOR 1	SECTOR 2	LAP TIME	MPH	DIFF	TIME OF DAY
1 -		22.965	1:02.612	69.45	7.690	16:34:18.991
2 -	33.902	23.366	57.268	75.93	2.346	16:35:16.259
3 -	33.477	22.919	56.396	77.10	1.474	16:36:12.655
4 -	33.039	22.739	55.778	77.96	0.856	16:37:08.433
5 -	33.275	22.791	56.066	77.56	1.144	16:38:04.499
6 -	32.606	22.316	54.922 (1)	79.17		16:38:59.421
7 -	32.771	22.608	55.379 (2)	78.52	0.457	16:39:54.800
8 -	33.939	24.540	58.479	74.36	3.557	16:40:53.279
9 -	33.304	22.235	55.539 (3)	78.29	0.617	16:41:48.818

P3 4 F1		PEACH / EDWARDS		LCR - Lifesafety Motorsport		
IDEAL LAP TIME : 53.300		BEST LAP TIME : 53.342		DIFFERENCE : 0.042		
LAP	SECTOR 1	SECTOR 2	LAP TIME	MPH	DIFF	TIME OF DAY
1 -		24.446	1:08.967	63.05	15.625	16:34:25.346
2 -	34.661	23.878	58.539	74.28	5.197	16:35:23.885
3 -	32.456	23.522	55.978	77.68	2.636	16:36:19.863
4 -	32.764	23.519	56.283	77.26	2.941	16:37:16.146
5 -	31.777	22.254	54.031 (3)	80.48	0.689	16:38:10.177
6 -	32.175	21.726	53.901 (2)	80.67	0.559	16:39:04.078
7 -	31.574	21.768	53.342 (1)	81.52		16:39:57.420
8 -	32.296	23.770	56.066	77.56	2.724	16:40:53.486
9 -	33.421	23.101	56.522	76.93	3.180	16:41:50.008

P4 75 F1		CLARKE / ANDERSON		- City Lifting .CYB fibreglass		
IDEAL LAP TIME : 54.590		BEST LAP TIME : 54.590		DIFFERENCE : 0.000		
LAP	SECTOR 1	SECTOR 2	LAP TIME	MPH	DIFF	TIME OF DAY
1 -		23.659	1:05.745	66.14	11.155	16:34:22.124
2 -	35.289	24.161	59.450	73.14	4.860	16:35:21.574
3 -	33.933	23.524	57.457	75.68	2.867	16:36:19.031
4 -	33.278	22.706	55.984	77.67	1.394	16:37:15.015
5 -	32.619	22.244	54.863 (2)	79.26	0.273	16:38:09.878
6 -	32.584	22.421	55.005 (3)	79.05	0.415	16:39:04.883
7 -	32.389	22.201	54.590 (1)	79.65		16:39:59.473
8 -	32.669	23.186	55.855	77.85	1.265	16:40:55.328
9 -	33.740	22.311	56.051	77.58	1.461	16:41:51.379

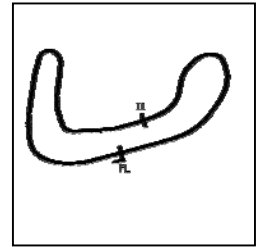
Weather / Track : Cloudy / Dry

Brands Hatch Indy
Circuit Length = 1.2079 miles
Start: 16:33 Flag 16:41 End: 16:43

BMCRC - MRO Championships 2020 - Rnd 1 @ Brands Hatch Indy

RKB-BMCRC F1 & F2 Sidecars

RACE 17 - SECTOR ANALYSIS



SECTOR 1 = FL to I1, SECTOR 2 = I1 to FL, DIFF = Difference To Personal Best Lap, P = Crossed Finish Line in Pit Lane, D = Time Disallowed

P5 35 F2 REEVES / JAMES		LCR MW Honda - Reeves Water Services				
IDEAL LAP TIME : 55.546		BEST LAP TIME : 55.884		DIFFERENCE : 0.338		
LAP	SECTOR 1	SECTOR 2	LAP TIME	MPH	DIFF	TIME OF DAY
1 -		22.589	1:00.034	72.43	4.150	16:34:16.413
2 -	32.961	22.923	55.884 (1)	77.81		16:35:12.297
3 -	33.191	23.002	56.193	77.38	0.309	16:36:08.490
4 -	33.183	22.924	56.107	77.50	0.223	16:37:04.597
5 -	33.094	23.101	56.195	77.38	0.311	16:38:00.792
6 -	33.130	22.929	56.059 (3)	77.57	0.175	16:38:56.851
7 -	32.957	23.044	56.001 (2)	77.65	0.117	16:39:52.852
8 -	35.236	25.292	1:00.528	71.84	4.644	16:40:53.380
9 -	34.295	24.334	58.629	74.17	2.745	16:41:52.009

P6 136 F1 S EDWARDS / L EDWARDS		BMR Suzuki - ECONOMY HEATING SERVICES				
IDEAL LAP TIME : 55.340		BEST LAP TIME : 55.489		DIFFERENCE : 0.149		
LAP	SECTOR 1	SECTOR 2	LAP TIME	MPH	DIFF	TIME OF DAY
1 -		24.071	1:08.062	63.89	12.573	16:34:24.441
2 -	35.854	24.077	59.931	72.56	4.442	16:35:24.372
3 -	34.895	23.595	58.490	74.34	3.001	16:36:22.862
4 -	34.171	23.418	57.589	75.51	2.100	16:37:20.451
5 -	33.245	22.764	56.009	77.64	0.520	16:38:16.460
6 -	33.137	22.750	55.887 (2)	77.81	0.398	16:39:12.347
7 -	33.052	22.906	55.958 (3)	77.71	0.469	16:40:08.305
8 -	33.201	22.288	55.489 (1)	78.36		16:41:03.794
9 -	33.353	23.680	57.033	76.24	1.544	16:42:00.827

P7 44 F2 KING / CHILD		Lumley Ireson F2 - The Bell on the Common				
IDEAL LAP TIME : 56.551		BEST LAP TIME : 56.707		DIFFERENCE : 0.156		
LAP	SECTOR 1	SECTOR 2	LAP TIME	MPH	DIFF	TIME OF DAY
1 -		24.357	1:05.014	66.88	8.307	16:34:21.393
2 -	35.759	23.349	59.108	73.57	2.401	16:35:20.501
3 -	34.343	23.233	57.576	75.52	0.869	16:36:18.077
4 -	34.228	23.630	57.858	75.15	1.151	16:37:15.935
5 -	34.009	22.971	56.980 (3)	76.31	0.273	16:38:12.915
6 -	33.580	23.127	56.707 (1)	76.68		16:39:09.622
7 -	33.908	23.083	56.991	76.30	0.284	16:40:06.613
8 -	33.626	23.224	56.850 (2)	76.49	0.143	16:41:03.463
9 -	33.944	23.526	57.470	75.66	0.763	16:42:00.933

P8 27 F2 KIRBY / GRAVES		KRT Suzuki - DDM Suzuki				
IDEAL LAP TIME : 56.238		BEST LAP TIME : 56.238		DIFFERENCE : 0.000		
LAP	SECTOR 1	SECTOR 2	LAP TIME	MPH	DIFF	TIME OF DAY
1 -		24.341	1:05.318	66.57	9.080	16:34:21.697
2 -	36.196	24.079	1:00.275	72.14	4.037	16:35:21.972
3 -	34.053	23.731	57.784	75.25	1.546	16:36:19.756
4 -	34.360	23.590	57.950	75.04	1.712	16:37:17.706
5 -	33.797	23.255	57.052	76.22	0.814	16:38:14.758
6 -	33.394	23.099	56.493 (3)	76.97	0.255	16:39:11.251
7 -	33.383	23.036	56.419 (2)	77.07	0.181	16:40:07.670
8 -	33.220	23.018	56.238 (1)	77.32		16:41:03.908
9 -	33.769	23.575	57.344	75.83	1.106	16:42:01.252

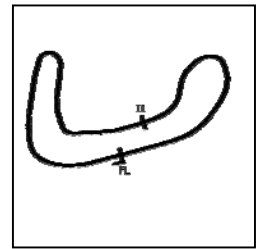
Weather / Track : Cloudy / Dry

Brands Hatch Indy
Circuit Length = 1.2079 miles
Start: 16:33 Flag 16:41 End: 16:43

BMCRC - MRO Championships 2020 - Rnd 1 @ Brands Hatch Indy

RKB-BMCRC F1 & F2 Sidecars

RACE 17 - SECTOR ANALYSIS



SECTOR 1 = FL to I1, SECTOR 2 = I1 to FL, DIFF = Difference To Personal Best Lap, P = Crossed Finish Line in Pit Lane, D = Time Disallowed

P9 93 F1 HOLDEN / LAWRENCE		LCR Suzuki - Holden racing				
IDEAL LAP TIME : 54.628		BEST LAP TIME : 55.016		DIFFERENCE : 0.388		
LAP	SECTOR 1	SECTOR 2	LAP TIME	MPH	DIFF	TIME OF DAY
1 -		25.403	1:10.675	61.52	15.659	16:34:27.054
2 -	36.542	23.930	1:00.472	71.91	5.456	16:35:27.526
3 -	34.561	23.345	57.906	75.09	2.890	16:36:25.432
4 -	34.629	23.095	57.724	75.33	2.708	16:37:23.156
5 -	33.012	22.779	55.791	77.94	0.775	16:38:18.947
6 -	32.471	22.545	55.016 (1)	79.04		16:39:13.963
7 -	32.944	22.610	55.554 (3)	78.27	0.538	16:40:09.517
8 -	33.298	22.157	55.455 (2)	78.41	0.439	16:41:04.972
9 -	32.705	23.667	56.372	77.14	1.356	16:42:01.344

P10 73 F2 GOODIER / STONE		LCR F2 - Rowtec ltd				
IDEAL LAP TIME : 56.673		BEST LAP TIME : 56.673		DIFFERENCE : 0.000		
LAP	SECTOR 1	SECTOR 2	LAP TIME	MPH	DIFF	TIME OF DAY
1 -		23.704	1:05.419	66.47	8.746	16:34:21.798
2 -	35.440	23.756	59.196	73.46	2.523	16:35:20.994
3 -	34.278	23.883	58.161	74.76	1.488	16:36:19.155
4 -	34.577	23.864	58.441	74.41	1.768	16:37:17.596
5 -	34.257	23.079	57.336 (3)	75.84	0.663	16:38:14.932
6 -	33.939	23.447	57.386	75.77	0.713	16:39:12.318
7 -	33.933	22.911	56.844 (2)	76.50	0.171	16:40:09.162
8 -	34.600	22.922	57.522	75.59	0.849	16:41:06.684
9 -	33.791	22.882	56.673 (1)	76.73		16:42:03.357

P11 6 F2 BELLABY / GRISTWOOD		DDM Suzuki - Gristwood & Toms				
IDEAL LAP TIME : 58.921		BEST LAP TIME : 58.926		DIFFERENCE : 0.005		
LAP	SECTOR 1	SECTOR 2	LAP TIME	MPH	DIFF	TIME OF DAY
1 -		24.562	1:07.961	63.98	9.035	16:34:24.340
2 -	35.490	23.947	59.437	73.16	0.511	16:35:23.777
3 -	35.717	24.376	1:00.093	72.36	1.167	16:36:23.870
4 -	35.108	23.831	58.939 (2)	73.78	0.013	16:37:22.809
5 -	35.618	24.014	59.632	72.92	0.706	16:38:22.441
6 -	35.298	24.095	59.393	73.21	0.467	16:39:21.834
7 -	35.193	23.865	59.058 (3)	73.63	0.132	16:40:20.892
8 -	35.113	23.813	58.926 (1)	73.79		16:41:19.818
9 -	35.231	24.357	59.588	72.97	0.662	16:42:19.406

P12 31 F2 MUNRO / GEDDES		Shelbourne Yamaha - Allbikes				
IDEAL LAP TIME : 57.851		BEST LAP TIME : 58.200		DIFFERENCE : 0.349		
LAP	SECTOR 1	SECTOR 2	LAP TIME	MPH	DIFF	TIME OF DAY
1 -		25.794	1:10.700	61.50	12.500	16:34:27.079
2 -	35.731	24.676	1:00.407	71.98	2.207	16:35:27.486
3 -	35.797	23.969	59.766	72.76	1.566	16:36:27.252
4 -	34.286	24.116	58.402 (2)	74.45	0.202	16:37:25.654
5 -	34.034	24.166	58.200 (1)	74.71		16:38:23.854
6 -	34.797	24.169	58.966	73.74	0.766	16:39:22.820
7 -	35.192	24.236	59.428	73.17	1.228	16:40:22.248
8 -	34.926	23.817	58.743 (3)	74.02	0.543	16:41:20.991
9 -	34.736	24.425	59.161	73.50	0.961	16:42:20.152

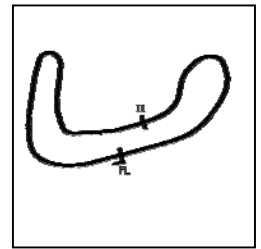
Weather / Track : Cloudy / Dry

Brands Hatch Indy
Circuit Length = 1.2079 miles
Start: 16:33 Flag 16:41 End: 16:43

BMCRC - MRO Championships 2020 - Rnd 1 @ Brands Hatch Indy

RKB-BMCRC F1 & F2 Sidecars

RACE 17 - SECTOR ANALYSIS



SECTOR 1 = FL to I1, SECTOR 2 = I1 to FL, DIFF = Difference To Personal Best Lap, P = Crossed Finish Line in Pit Lane, D = Time Disallowed

P13 29 F2		GRISTWOOD / CRACKNALL		Suzuki - Gristwood&Toms		
IDEAL LAP TIME : 58.997		BEST LAP TIME : 59.124		DIFFERENCE : 0.127		
LAP	SECTOR 1	SECTOR 2	LAP TIME	MPH	DIFF	TIME OF DAY
1 -		24.650	1:07.582	64.34	8.458	16:34:23.961
2 -	36.083	24.431	1:00.514	71.86	1.390	16:35:24.475
3 -	36.118	24.172	1:00.290	72.12	1.166	16:36:24.765
4 -	35.586	23.868	59.454 (3)	73.14	0.330	16:37:24.219
5 -	35.311	23.862	59.173 (2)	73.48	0.049	16:38:23.392
6 -	35.135	23.989	59.124 (1)	73.55		16:39:22.516
7 -	35.538	24.357	59.895	72.60	0.771	16:40:22.411
8 -	35.906	24.116	1:00.022	72.45	0.898	16:41:22.433
9 -	35.659	24.013	59.672	72.87	0.548	16:42:22.105

P14 39 F2		MOORE / GASH		Ireson Honda - LBS Racing/Team Stannard		
IDEAL LAP TIME : 57.686		BEST LAP TIME : 58.195		DIFFERENCE : 0.509		
LAP	SECTOR 1	SECTOR 2	LAP TIME	MPH	DIFF	TIME OF DAY
1 -		25.848	1:15.807	57.36	17.612	16:34:32.186
2 -	36.971	24.846	1:01.817	70.34	3.622	16:35:34.003
3 -	35.588	24.246	59.834	72.67	1.639	16:36:33.837
4 -	35.008	24.172	59.180	73.48	0.985	16:37:33.017
5 -	34.800	24.201	59.001 (3)	73.70	0.806	16:38:32.018
6 -	34.210	24.161	58.371 (2)	74.49	0.176	16:39:30.389
7 -	36.038	24.021	1:00.059	72.40	1.864	16:40:30.448
8 -	34.719	23.476	58.195 (1)	74.72		16:41:28.643
9 -	35.164	23.917	59.081	73.60	0.886	16:42:27.724

P15 17 F1		THOMAS / WARD		Ireson Suzuki - Team Walters And Thomas Sidecar racing		
IDEAL LAP TIME : 59.758		BEST LAP TIME : 59.758		DIFFERENCE : 0.000		
LAP	SECTOR 1	SECTOR 2	LAP TIME	MPH	DIFF	TIME OF DAY
1 -		25.006	1:09.188	62.85	9.430	16:34:25.567
2 -	37.039	24.425	1:01.464	70.75	1.706	16:35:27.031
3 -	37.234	24.393	1:01.627	70.56	1.869	16:36:28.658
4 -	36.144	24.267	1:00.411 (3)	71.98	0.653	16:37:29.069
5 -	36.709	23.730	1:00.439	71.95	0.681	16:38:29.508
6 -	36.248	23.833	1:00.081 (2)	72.37	0.323	16:39:29.589
7 -	36.553	24.194	1:00.747	71.58	0.989	16:40:30.336
8 -	36.139	23.619	59.758 (1)	72.77		16:41:30.094
9 -	37.313	24.488	1:01.801	70.36	2.043	16:42:31.895

P16 167 F2		PETTMAN / ROBINSON		Windle Yamaha -		
IDEAL LAP TIME : 59.687		BEST LAP TIME : 59.983		DIFFERENCE : 0.296		
LAP	SECTOR 1	SECTOR 2	LAP TIME	MPH	DIFF	TIME OF DAY
1 -		25.436	1:10.233	61.91	10.250	16:34:26.612
2 -	37.021	25.772	1:02.793	69.25	2.810	16:35:29.405
3 -	36.023	25.021	1:01.044	71.23	1.061	16:36:30.449
4 -	35.837	24.731	1:00.568	71.79	0.585	16:37:31.017
5 -	36.331	24.766	1:01.097	71.17	1.114	16:38:32.114
6 -	35.557	25.078	1:00.635	71.71	0.652	16:39:32.749
7 -	35.543	24.860	1:00.403 (3)	71.99	0.420	16:40:33.152
8 -	35.504	24.587	1:00.091 (2)	72.36	0.108	16:41:33.243
9 -	35.100	24.883	59.983 (1)	72.49		16:42:33.226

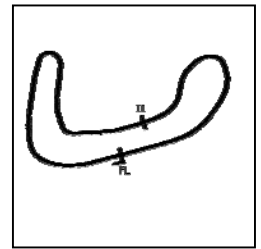
Weather / Track : Cloudy / Dry

Brands Hatch Indy
Circuit Length = 1.2079 miles
Start: 16:33 Flag 16:41 End: 16:43

BMCRC - MRO Championships 2020 - Rnd 1 @ Brands Hatch Indy

RKB-BMCRC F1 & F2 Sidecars

RACE 17 - SECTOR ANALYSIS



SECTOR 1 = FL to I1, SECTOR 2 = I1 to FL, DIFF = Difference To Personal Best Lap, P = Crossed Finish Line in Pit Lane, D = Time Disallowed

P17 76 F2 STREET / CHARLESWORTH			MRE Suzuki -			
IDEAL LAP TIME : 59.410		BEST LAP TIME : 59.843		DIFFERENCE : 0.433		
LAP	SECTOR 1	SECTOR 2	LAP TIME	MPH	DIFF	TIME OF DAY
1 -		25.564	1:11.319	60.97	11.476	16:34:27.698
2 -	36.676	24.880	1:01.556	70.64	1.713	16:35:29.254
3 -	35.432	24.690	1:00.122 (3)	72.32	0.279	16:36:29.376
4 -	35.721	24.122	59.843 (1)	72.66		16:37:29.219
5 -	36.802	24.362	1:01.164	71.09	1.321	16:38:30.383
6 -	35.693	24.631	1:00.324	72.08	0.481	16:39:30.707
7 -	36.144	24.115	1:00.259	72.16	0.416	16:40:30.966
8 -	35.880	23.978	59.858 (2)	72.64	0.015	16:41:30.824
9 -	36.874	25.871	1:02.745	69.30	2.902	16:42:33.569

P18 131 F2 CHANDLER / CHANDLER			Baker Honda -			
IDEAL LAP TIME : 57.776		BEST LAP TIME : 57.937		DIFFERENCE : 0.161		
LAP	SECTOR 1	SECTOR 2	LAP TIME	MPH	DIFF	TIME OF DAY
1 -		25.424	1:11.040	61.21	13.103	16:34:27.419
2 -	36.696	24.401	1:01.097	71.17	3.160	16:35:28.516
3 -	35.920	24.119	1:00.039	72.42	2.102	16:36:28.555
4 -	34.934	23.772	58.706	74.07	0.769	16:37:27.261
5 -	34.567	23.438	58.005 (2)	74.96	0.068	16:38:25.266
6 -	34.338	23.599	57.937 (1)	75.05		16:39:23.203
7 -	34.789	23.468	58.257 (3)	74.64	0.320	16:40:21.460
8 -	34.830	25.875	1:00.705	71.63	2.768	16:41:22.165
9 -	39.117	35.204	1:14.321	58.51	16.384	16:42:36.486

P19 24 F2 BOELSMA / BURG			Honda -			
IDEAL LAP TIME : 1:01.053		BEST LAP TIME : 1:01.325		DIFFERENCE : 0.272		
LAP	SECTOR 1	SECTOR 2	LAP TIME	MPH	DIFF	TIME OF DAY
1 -		26.068	1:15.257	57.78	13.932	16:34:31.636
2 -	38.444	25.694	1:04.138	67.80	2.813	16:35:35.774
3 -	36.931	25.282	1:02.213	69.89	0.888	16:36:37.987
4 -	36.517	25.095	1:01.612 (3)	70.58	0.287	16:37:39.599
5 -	36.334	24.991	1:01.325 (1)	70.91		16:38:40.924
6 -	36.723	24.983	1:01.706	70.47	0.381	16:39:42.630
7 -	36.671	24.719	1:01.390 (2)	70.83	0.065	16:40:44.020
8 -	37.232	24.848	1:02.080	70.04	0.755	16:41:46.100
9 -	37.871	25.235	1:03.106	68.90	1.781	16:42:49.206

P20 121 F1 LAWRENCE / HUGHES			LCR Yamaha -			
IDEAL LAP TIME : 59.423		BEST LAP TIME : 59.423		DIFFERENCE : 0.000		
LAP	SECTOR 1	SECTOR 2	LAP TIME	MPH	DIFF	TIME OF DAY
1 -		28.170	1:19.491	54.70	20.068	16:34:35.870
2 -	39.245	25.604	1:04.849	67.05	5.426	16:35:40.719
3 -	38.819	26.014	1:04.833	67.07	5.410	16:36:45.552
4 -	37.429	25.345	1:02.774	69.27	3.351	16:37:48.326
5 -	36.732	25.392	1:02.124 (3)	69.99	2.701	16:38:50.450
6 -	36.446	24.721	1:01.167 (2)	71.09	1.744	16:39:51.617
7 -	36.979	25.843	1:02.822	69.22	3.399	16:40:54.439
8 -	35.615	23.808	59.423 (1)	73.18		16:41:53.862

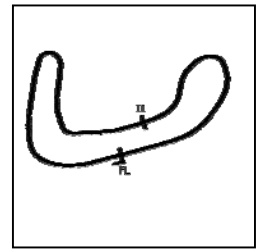
Weather / Track : Cloudy / Dry

Brands Hatch Indy
Circuit Length = 1.2079 miles
Start: 16:33 Flag 16:41 End: 16:43

BMCRC - MRO Championships 2020 - Rnd 1 @ Brands Hatch Indy

RKB-BMCRC F1 & F2 Sidecars

RACE 17 - SECTOR ANALYSIS



SECTOR 1 = FL to I1, SECTOR 2 = I1 to FL, DIFF = Difference To Personal Best Lap, P = Crossed Finish Line in Pit Lane, D = Time Disallowed

P21 74 F1 JO RESTALL / JA RESTALL			RCN R6 -			
IDEAL LAP TIME : 1:00.270		BEST LAP TIME : 1:00.345		DIFFERENCE : 0.075		
LAP	SECTOR 1	SECTOR 2	LAP TIME	MPH	DIFF	TIME OF DAY
1 -		27.506	1:20.610	53.94	20.265	16:34:36.989
2 -	39.957	25.111	1:05.068	66.83	4.723	16:35:42.057
3 -	38.056	25.603	1:03.659	68.31	3.314	16:36:45.716
4 -	38.746	24.810	1:03.556	68.42	3.211	16:37:49.272
5 -	36.624	24.909	1:01.533 (3)	70.67	1.188	16:38:50.805
6 -	35.780	24.579	1:00.359 (2)	72.04	0.014	16:39:51.164
7 -	37.173	25.838	1:03.011	69.01	2.666	16:40:54.175
8 -	35.855	24.490	1:00.345 (1)	72.06		16:41:54.520

P22 5 F2 TAYLOR / HART			LCR F2 - Velocity V1			
IDEAL LAP TIME : 1:01.981		BEST LAP TIME : 1:02.048		DIFFERENCE : 0.067		
LAP	SECTOR 1	SECTOR 2	LAP TIME	MPH	DIFF	TIME OF DAY
1 -		25.447	1:16.223	57.05	14.175	16:34:32.602
2 -	38.427	25.849	1:04.276	67.65	2.228	16:35:36.878
3 -	37.970	25.300	1:03.270 (3)	68.73	1.222	16:36:40.148
4 -	38.208	24.934	1:03.142 (2)	68.87	1.094	16:37:43.290
5 -	37.047	25.001	1:02.048 (1)	70.08		16:38:45.338
6 -	38.045	25.650	1:03.695	68.27	1.647	16:39:49.033
7 -	38.879	25.600	1:04.479	67.44	2.431	16:40:53.512
8 -	38.887	25.292	1:04.179	67.75	2.131	16:41:57.691

P23 67 F1 JEFFREY / FIELD			Windle F1 - MJP racing			
IDEAL LAP TIME : 1:00.733		BEST LAP TIME : 1:00.733		DIFFERENCE : 0.000		
LAP	SECTOR 1	SECTOR 2	LAP TIME	MPH	DIFF	TIME OF DAY
1 -		27.913	1:19.033	55.02	18.300	16:34:35.412
2 -	38.198	26.582	1:04.780	67.12	4.047	16:35:40.192
3 -	39.563	27.014	1:06.577	65.31	5.844	16:36:46.769
4 -	38.538	25.464	1:04.002	67.94	3.269	16:37:50.771
5 -	37.047	25.041	1:02.088 (3)	70.03	1.355	16:38:52.859
6 -	37.044	25.835	1:02.879	69.15	2.146	16:39:55.738
7 -	36.702	25.038	1:01.740 (2)	70.43	1.007	16:40:57.478
8 -	35.910	24.823	1:00.733 (1)	71.60		16:41:58.211

P24 188 F1 BEST / COLBROOK			RSR Suzuki - Ecosse Consulting			
IDEAL LAP TIME : 1:02.847		BEST LAP TIME : 1:02.847		DIFFERENCE : 0.000		
LAP	SECTOR 1	SECTOR 2	LAP TIME	MPH	DIFF	TIME OF DAY
1 -		26.007	1:14.665	58.24	11.818	16:34:31.044
2 -	39.585	25.660	1:05.245	66.65	2.398	16:35:36.289
3 -	38.216	25.464	1:03.680 (3)	68.28	0.833	16:36:39.969
4 -	37.889	24.958	1:02.847 (1)	69.19		16:37:42.816
5 -	38.889	25.497	1:04.386	67.53	1.539	16:38:47.202
6 -	38.738	25.541	1:04.279	67.65	1.432	16:39:51.481
7 -	40.047	25.660	1:05.707	66.18	2.860	16:40:57.188
8 -	38.439	24.960	1:03.399 (2)	68.59	0.552	16:42:00.587

Weather / Track : Cloudy / Dry

Brands Hatch Indy
Circuit Length = 1.2079 miles
Start: 16:33 Flag 16:41 End: 16:43

BMCR - MRO Championships 2020 - Rnd 1 @ Brands Hatch Indy

RKB-BMCR F1 & F2 Sidecars

RACE 17 - BEST SECTORS

SECTOR 1			SECTOR 2			IDEAL / BEST COMPARISON						
POS	NO	NAME	TIME	NO	NAME	TIME	POS	NO	NAME	IDEAL	BEST	DIFF
									PERFECT LAP	53.300		
1	4	PEACH / EDWARDS	31.574	4	PEACH / EDWARDS	21.726	1	4	PEACH / EDWARDS	53.300	53.342	0.042
2	75	CLARKE / ANDERSON	32.389	36	SCHOFIELD / ROSTROM	22.045	2	75	CLARKE / ANDERSON	54.590	54.590	0.000
3	93	HOLDEN / LAWRENCE	32.471	93	HOLDEN / LAWRENCE	22.157	3	36	SCHOFIELD / ROSTI	54.619	54.777	0.158
4	36	SCHOFIELD / ROSTROM	32.574	75	CLARKE / ANDERSON	22.201	4	93	HOLDEN / LAWRENC	54.628	55.016	0.388
5	13	DIX / PARKER	32.606	13	DIX / PARKER	22.235	5	13	DIX / PARKER	54.841	54.922	0.081
6	35	REEVES / JAMES	32.957	136	S EDWARDS / L EDWARDS	22.288	6	136	S EDWARDS / L EDV	55.340	55.489	0.149
7	136	S EDWARDS / L EDWARDS	33.052	35	REEVES / JAMES	22.589	7	35	REEVES / JAMES	55.546	55.884	0.338
8	27	KIRBY / GRAVES	33.220	73	GOODIER / STONE	22.882	8	27	KIRBY / GRAVES	56.238	56.238	0.000
9	44	KING / CHILD	33.580	44	KING / CHILD	22.971	9	44	KING / CHILD	56.551	56.707	0.156
10	73	GOODIER / STONE	33.791	27	KIRBY / GRAVES	23.018	10	73	GOODIER / STONE	56.673	56.673	0.000
11	31	MUNRO / GEDDES	34.034	131	CHANDLER / CHANDLER	23.438	11	39	MOORE / GASH	57.686	58.195	0.509
12	39	MOORE / GASH	34.210	39	MOORE / GASH	23.476	12	131	CHANDLER / CHAND	57.776	57.937	0.161
13	131	CHANDLER / CHANDLER	34.338	17	THOMAS / WARD	23.619	13	31	MUNRO / GEDDES	57.851	58.200	0.349
14	167	PETTMAN / ROBINSON	35.100	121	LAWRENCE / HUGHES	23.808	14	6	BELLABY / GRISTWC	58.921	58.926	0.005
15	6	BELLABY / GRISTWOOD	35.108	6	BELLABY / GRISTWOOD	23.813	15	29	GRISTWOOD / CRAC	58.997	59.124	0.127
16	29	GRISTWOOD / CRACKNALL	35.135	31	MUNRO / GEDDES	23.817	16	76	STREET / CHARLES\	59.410	59.843	0.433
17	76	STREET / CHARLESWORTH	35.432	29	GRISTWOOD / CRACKNALL	23.862	17	121	LAWRENCE / HUGHE	59.423	59.423	0.000
18	121	LAWRENCE / HUGHES	35.615	76	STREET / CHARLESWORTH	23.978	18	167	PETTMAN / ROBINS	59.687	59.983	0.296
19	74	JO RESTALL / JA RESTALL	35.780	74	JO RESTALL / JA RESTALL	24.490	19	17	THOMAS / WARD	59.758	59.758	0.000
20	67	JEFFREY / FIELD	35.910	167	PETTMAN / ROBINSON	24.587	20	74	JO RESTALL / JA RE	1:00.270	1:00.345	0.075
21	17	THOMAS / WARD	36.139	24	BOELSMA / BURG	24.719	21	67	JEFFREY / FIELD	1:00.733	1:00.733	0.000
22	24	BOELSMA / BURG	36.334	67	JEFFREY / FIELD	24.823	22	24	BOELSMA / BURG	1:01.053	1:01.325	0.272
23	5	TAYLOR / HART	37.047	5	TAYLOR / HART	24.934	23	5	TAYLOR / HART	1:01.981	1:02.048	0.067
24	188	BEST / COLBROOK	37.889	188	BEST / COLBROOK	24.958	24	188	BEST / COLBROOK	1:02.847	1:02.847	0.000

Weather / Track : Cloudy / Dry

Results can be found at www.tsl-timing.com

Brands Hatch Indy
Circuit Length = 1.2079 miles
Start: 16:33 Flag 16:41 End: 16:43

Printed - 16:45 Sunday, 08 March 2020

BMCRC - MRO Championships 2020 - Rnd 1 @ Brands Hatch Indy

RKB-BMCRC F1 & F2 Sidecars

RACE 17 - STATISTICS

Competitors Started 24
Planned Start 2020-03-08 @ 16:25:00.000
Actual Start 2020-03-08 @ 16:33:16.378
Finish Time 2020-03-08 @ 16:41:48.056
Track Length 1.2079mi.
Total Laps 211
Total Distance Covered 254.8765mi.

Session Fastest Lap History

NO	CL	NAME	LAP TIME	TIME OF DAY	LAP	VEHICLE
35	F2	REEVES / JAMES	55.884	16:35:12.316	2	LCR MW Honda
36	F2	SCHOFIELD / ROSTROM	55.624	16:36:13.906	3	DDM
36	F2	SCHOFIELD / ROSTROM	55.333	16:37:09.240	4	DDM
75	F1	CLARKE / ANDERSON	54.863	16:38:09.898	5	
4	F1	PEACH / EDWARDS	54.031	16:38:10.192	5	LCR
4	F1	PEACH / EDWARDS	53.901	16:39:04.093	6	LCR
4	F1	PEACH / EDWARDS	53.342	16:39:57.435	7	LCR

Session Leader History

NO	CL	NAME	FROM LAP	LAPS LED	DISTANCE	VEHICLE
35	F2	REEVES / JAMES	1	7	8.45 miles	LCR MW Honda
36	F2	SCHOFIELD / ROSTROM	8	2	2.41 miles	DDM

Flag History

TYPE	TIME OF DAY
GREEN	16:33:16.378
FINISH	16:41:48.056

Flag Statistics

TYPE	COUNT	TOTAL LAPS	TOTAL TIME
Green	1	9	9:49.212
Red	0	0	0.000
Safety Car	0	0	0.000
FCY	0	0	0.000

BMCRC - MRO Championships 2020 - Rnd 1 @ Brands Hatch Indy

RKB-BMCRC F1 & F2 Sidecars

RACE 17 - STATISTICS

CLASS : F1

9 Starters

Fastest Lap History

NO	NAME	LAP TIME	TIME OF DAY	LAP	VEHICLE
75	CLARKE / ANDERSON	59.450	16:35:21.593	2	
4	PEACH / EDWARDS	58.539	16:35:23.899	2	LCR
75	CLARKE / ANDERSON	57.457	16:36:19.050	3	
4	PEACH / EDWARDS	55.978	16:36:19.814	3	LCR
75	CLARKE / ANDERSON	54.863	16:38:09.898	5	
4	PEACH / EDWARDS	54.031	16:38:10.192	5	LCR
4	PEACH / EDWARDS	53.901	16:39:04.093	6	LCR
4	PEACH / EDWARDS	53.342	16:39:57.435	7	LCR

Leader History

NO	NAME	FROM LAP	LAPS LED	DISTANCE	VEHICLE
75	CLARKE / ANDERSON	1	5	6.03 miles	
4	PEACH / EDWARDS	6	4	4.83 miles	LCR

Weather / Track : Cloudy / Dry

Results can be found at www.tsl-timing.com

Page 2 of 3

Brands Hatch Indy
Circuit Length = 1.2079 miles
Start: 16:33 Flag 16:41 End: 16:43

Printed - 16:45 Sunday, 08 March 2020

BMCRC - MRO Championships 2020 - Rnd 1 @ Brands Hatch Indy

RKB-BMCRC F1 & F2 Sidecars

RACE 17 - STATISTICS

CLASS : F2

15 Starters

Fastest Lap History

NO	NAME	LAP TIME	TIME OF DAY	LAP	VEHICLE
35	REEVES / JAMES	55.884	16:35:12.316	2	LCR MW Honda
36	SCHOFIELD / ROSTROM	55.624	16:36:13.906	3	DDM
36	SCHOFIELD / ROSTROM	55.333	16:37:09.240	4	DDM
13	DIX / PARKER	54.922	16:38:59.447	6	Baker Honda
36	SCHOFIELD / ROSTROM	54.777	16:39:00.090	6	DDM

Leader History

NO	NAME	FROM LAP	LAPS LED	DISTANCE	VEHICLE
35	REEVES / JAMES	1	7	8.45 miles	LCR MW Honda
36	SCHOFIELD / ROSTROM	8	2	2.41 miles	DDM

BMCRC-MRO Championships 2020



**BMCRC THUNDERBIKE EXTREME &
TBR PERFORMANCE ULTRA**
Supported by Steve Jordan Motorcycles
& L&W Contractors Rookie 1000

Brands Hatch Indy Circuit

7th / 8th March 2020



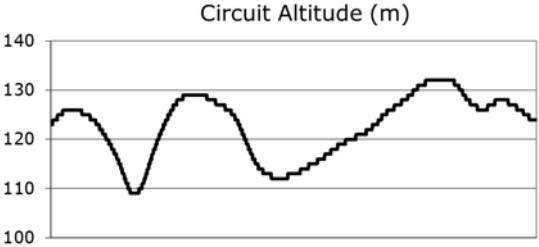
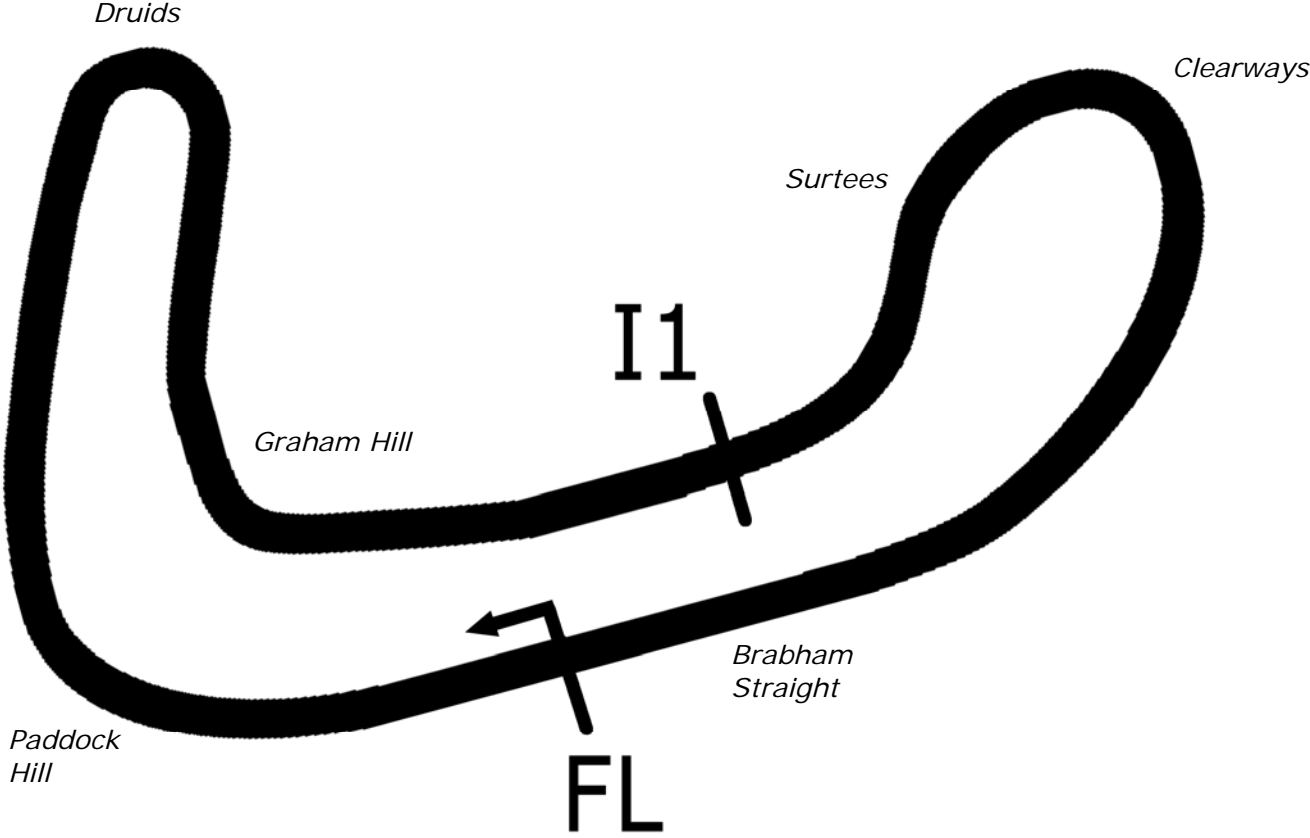
Results Provided by Timing Solutions Ltd
www.tsl-timing.com

Brands Hatch Indy



SPORTS TIMING

TIMING SOLUTIONS LTD



Length	1.2079 miles	1944.0 m	
FL		51.36032 N	0.26032 E
I1	1112m	51.35934 N	0.25955 E
Pit Entry	1669m	51.35911 N	0.25743 E
Pit Exit	26m after FL	51.36027 N	0.26078 E
Pit Entry–Pit Exit 277m, 16.6s @60kph, 12.4s @80kph			

BMCRC - MRO Championships 2020 - Rnd 1 @ Brands Hatch Indy

BMCRC Thunderbike Extreme & Ultra & Rookie 1000

QUALIFYING - CLASSIFICATION



CONTRACTORS LTD

POS	NO	CL	PIC NAME	ENTRY	TIME	ON	LAPS	GAP	DIFF	MPH
1	71	U	1 Ritchie THORNTON	Kawasaki ZX7R - Team 71	50.071	13	13			86.84
2	22	R1000	1 Jaime JOHNSON	Yamaha R1M - J.D.Rims	51.619	8	12	1.548	1.548	84.24
3	100	R1000	2 Kenny FRETWELL	Suzuki GSXR 1000 -	52.044	13	13	1.973	0.425	83.55
4	961	E	1 Jack SIM	Yamaha R6 - ALLIUM by David Stead Landscapes / Platf	52.298	13	13	2.227	0.254	83.15
5	78	U	2 Jamie THOMAS	Suzuki GSXR 1000 - Team RubyRacing	52.868	8	13	2.797	0.570	82.25
6	33	R1000	3 Tony FOUNTAIN	Yamaha R1 -	52.885	6	8	2.814	0.017	82.22
7	1*	E	2 Andrew SAUNDERS	Suzuki GSXR - SDC PERFORMANCE	53.075	6	7	3.004	0.190	81.93
8	23	U	3 Justin ROSE	Yamaha R1 -	53.362	9	13	3.291	0.287	81.49
9	82	U	4 Matt HINNELLS	Yamaha R1 - Bears repairs/Jamie Vale Carpentry	53.392	8	12	3.321	0.030	81.44
10	275	U	5 Mark WILBY	Suzuki GSXR1000 -	53.635	7	7	3.564	0.243	81.07
11	55	E	3 Nick HODGINS	Suzuki GSXR 750 - Dad, Claire, Super Sam, ASR	53.714	12	13	3.643	0.079	80.95
12	129	E	4 Derek CRIPPS	Yamaha R1 - Kelly Cripps	53.857	8	13	3.786	0.143	80.74
13	102	U	6 James FEARN	Suzuki GSXR1000 -	53.877	9	9	3.806	0.020	80.71
14	10	R1000	4 Matthew DENT	Ducati 1199 -	53.893	5	13	3.822	0.016	80.68
15	90	E	5 Edward WATSON	Yamaha R6 - Motorsportdays.com TEA Time Racing	54.066	13	13	3.995	0.173	80.43
16	70	R1000	5 Chris DRINKALD	Kawasaki ZX10RR - MSS Performance	54.182	5	13	4.111	0.116	80.25
17	51	E	6 Michael HOGARTH	Honda SP1 RC-51 - WHR Racing	54.209	10	10	4.138	0.027	80.21
18	63	U	7 Matthew WREN	Suzuki GSXR - TBR performance	54.644	9	13	4.573	0.435	79.58
19	115	U	8 Albert WILLISHER	Suzuki GSXR 1000 - willsher machinery ltd	54.649	8	8	4.578	0.005	79.57
20	66	R1000	6 Jonny HILL	Honda CBR1000 RR - Michael J Lonsdale Group	54.821	8	9	4.750	0.172	79.32
21	75	E	7 Stewart MAY	Honda CBR600F3 - Too Many Mays Racing	55.342	5	5	5.271	0.521	78.57
22	303	U	9 Adam NORTON	Honda CBR1000RR - NRC	55.430	7	12	5.359	0.088	78.45
23	26	E	8 Richard MAY	Honda CBR600FX - Many Mays Racing	55.782	11	13	5.711	0.352	77.95
24	77	E	9 David MAY	Suzuki GSXR 750 K1 - ELP Racing	56.281	3	3	6.210	0.499	77.26
25	142	U	10 Scott MILLER	Suzuki GSXR - Autoenhance colchester	56.400	11	12	6.329	0.119	77.10
26	222	R1000	7 Phil ROOKE	Honda CBR1000RR - A J ROOKE ELECTRICAL CONTR	56.860	11	12	6.789	0.460	76.47
27	223	E	10 Matthew MAY	Honda CBR600F3 - Mays Racing	56.947	5	7	6.876	0.087	76.36
28	274	R1000	8 Stewart LATIMER	Yamaha R1 -	57.239	11	11	7.168	0.292	75.97
29	17	U	11 Jordan KILLWORTH	Kawasaki ZX-10R -	57.348	12	12	7.277	0.109	75.82
30	254	E	11 Rick WINDAS	Ducati 998 - Army Medical Services	57.352	11	13	7.281	0.004	75.82
31	67	R1000	9 David REDGEWICK	Aprilia RSV4 - WHEELIES MOTORCYCLES	57.417	12	12	7.346	0.065	75.73
32	110	R1000	10 Michael CLARKE	Honda CBR - BIKEBASE.ltd	57.452	4	9	7.381	0.035	75.69
33	60	R1000	11 Andrew STERLING	Bmw S1000RR - Hookup-solutions	57.599	7	12	7.528	0.147	75.49
34	291	E	12 Aaron HERRMANN	Yamaha R1 -	57.603	10	10	7.532	0.004	75.49
35	6	E	13 Andrew FIRTH	Yamaha YZF-R1 - LTRmotorcycles.co.uk	58.485	8	12	8.414	0.882	74.35
36	86	R1000	12 Frederico LOPES	Yamaha R1 - FLR Procurement Ltd	58.544	11	11	8.473	0.059	74.27
37	31	E	14 Pete SANDERSON	Suzuki GSXR750 - MBC Despatch Racing	58.866	7	8	8.795	0.322	73.87
38	54	R1000	13 Jonathan LEFT	Suzuki GSXR 750 - JRL Design Solutions Ltd	58.977	8	12	8.906	0.111	73.73
39	93	R1000	14 Tony BOTTO	Suzuki GSXR 1000 K7 - TB Motorcycles	59.108	8	12	9.037	0.131	73.57
40	180	R1000	15 Mark OVEL	Yamaha YZFR1 -	59.412	11	12	9.341	0.304	73.19
41	444	E	15 Tony PARKER	Suzuki SV650 - Emerald Elevators/PriceLess Copiers	1:00.322	11	12	10.251	0.910	72.08
42	58	R1000	16 Ian MCLEOD	Honda CBR1000RR - ISM Motorsport	1:00.556	6	12	10.485	0.234	71.81
43	41	U	12 David ABRAHAM	Yamaha R1 - Cambridge Motorcycles	1:00.579	2	2	10.508	0.023	71.78
44	88	E	16 George PRINOS	Ducati 996 - KAPPA PLANNING LTD	1:07.323	7	11	17.252	6.744	64.59
45	24	E	17 Mark REYNOLDS	Aprilia MILLE -			0			

* No. 1 - Fastest lap disallowed - yellow flag infringement

Brands Hatch Indy
Circuit Length = 1.2079 miles
Start: 09:16 Flag 09:29 End: 09:30

Weather / Track : Cloudy / Dry

These results are provisional until the conclusion of any judicial and technical matters.

Clerk Of Course :	Steward :	Timekeeper :
-------------------	-----------	--------------

Results can be found at www.tsl-timing.com

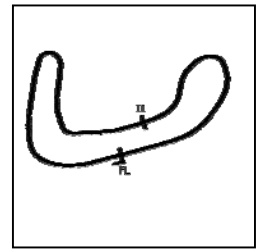
Printed - 09:30 Saturday, 07 March 2020



BMCRC - MRO Championships 2020 - Rnd 1 @ Brands Hatch Indy

BMCRC Thunderbike Extreme & Ultra & Rookie 1000

QUALIFYING - SECTOR ANALYSIS



SECTOR 1 = FL to I1, SECTOR 2 = I1 to FL, DIFF = Difference To Personal Best Lap, P = Crossed Finish Line in Pit Lane, D = Time Disallowed

P1 71 U Ritchie THORNTON		Kawasaki ZX7R - Team 71				
IDEAL LAP TIME : 50.071		BEST LAP TIME : 50.071		DIFFERENCE : 0.000		
LAP	SECTOR 1	SECTOR 2	LAP TIME	MPH	DIFF	TIME OF DAY
1 -	33.973	21.735	55.708	78.06	5.637	09:18:38.579
2 -	32.075	20.725	52.800	82.35	2.729	09:19:31.379
3 -	33.508	22.584	56.092	77.52	6.021	09:20:27.471
4 -	32.798	20.952	53.750	80.90	3.679	09:21:21.221
5 -	31.854	20.957	52.811	82.34	2.740	09:22:14.032
6 -	31.935	20.579	52.514	82.80	2.443	09:23:06.546
7 -	33.179	21.202	54.381	79.96	4.310	09:24:00.927
8 -	30.831	20.292	51.123 (2)	85.06	1.052	09:24:52.050
9 -	32.314	20.472	52.786	82.38	2.715	09:25:44.836
10 -	30.997	21.063	52.060	83.53	1.989	09:26:36.896
11 -	30.892	20.468	51.360	84.66	1.289	09:27:28.256
12 -	31.111	20.102	51.213 (3)	84.91	1.142	09:28:19.469
13 -	30.074	19.997	50.071 (1)	86.84		09:29:09.540

P2 22 R1000 Jaime JOHNSON		Yamaha R1M - J.D.Rims				
IDEAL LAP TIME : 51.619		BEST LAP TIME : 51.619		DIFFERENCE : 0.000		
LAP	SECTOR 1	SECTOR 2	LAP TIME	MPH	DIFF	TIME OF DAY
1 -	OUTLAP	22.992	1:05.741	66.14	14.122	09:19:52.307
2 -	38.059	21.490	59.549	73.02	7.930	09:20:51.856
3 -	33.508	21.849	55.357	78.55	3.738	09:21:47.213
4 -	32.837	20.853	53.690	80.99	2.071	09:22:40.903
5 -	31.423	20.737	52.160 (2)	83.37	0.541	09:23:33.063
6 -	31.631	21.107	52.738	82.45	1.119	09:24:25.801
7 -	31.775	20.523	52.298 (3)	83.15	0.679	09:25:18.099
8 -	31.207	20.412	51.619 (1)	84.24		09:26:09.718
9 -	33.500	21.745	55.245	78.71	3.626	09:27:04.963
10 -	31.928	20.909	52.837	82.30	1.218	09:27:57.800
11 -	33.961	23.595	57.556	75.55	5.937	09:28:55.356
12 -	31.872	20.500	52.372	83.03	0.753	09:29:47.728

P3 100 R1000 Kenny FRETWELL		Suzuki GSXR 1000 -				
IDEAL LAP TIME : 52.044		BEST LAP TIME : 52.044		DIFFERENCE : 0.000		
LAP	SECTOR 1	SECTOR 2	LAP TIME	MPH	DIFF	TIME OF DAY
1 -	36.962	22.816	59.778	72.74	7.734	09:18:48.801
2 -	34.531	21.681	56.212	77.36	4.168	09:19:45.013
3 -	33.395	21.060	54.455	79.85	2.411	09:20:39.468
4 -	34.911	22.004	56.915	76.40	4.871	09:21:36.383
5 -	33.294	20.691	53.985	80.55	1.941	09:22:30.368
6 -	33.017	20.761	53.778	80.86	1.734	09:23:24.146
7 -	32.960	20.642	53.602 (2)	81.12	1.558	09:24:17.748
8 -	32.729	21.137	53.866	80.73	1.822	09:25:11.614
9 -	32.138	21.629	53.767	80.87	1.723	09:26:05.381
10 -	34.208	20.643	54.851	79.28	2.807	09:27:00.232
11 -	33.597	21.799	55.396	78.50	3.352	09:27:55.628
12 -	32.606	21.038	53.644 (3)	81.06	1.600	09:28:49.272
13 -	31.547	20.497	52.044 (1)	83.55		09:29:41.316

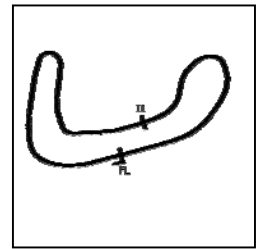
Weather / Track : Cloudy / Dry

Brands Hatch Indy
Circuit Length = 1.2079 miles
Start: 09:16 Flag 09:29 End: 09:30

BMCRC - MRO Championships 2020 - Rnd 1 @ Brands Hatch Indy

BMCRC Thunderbike Extreme & Ultra & Rookie 1000

QUALIFYING - SECTOR ANALYSIS



SECTOR 1 = FL to I1, SECTOR 2 = I1 to FL, DIFF = Difference To Personal Best Lap, P = Crossed Finish Line in Pit Lane, D = Time Disallowed

P4 961 E Jack SIM			Yamaha R6 - ALLIUM by David Stead Landscapes / Platform Lif			
IDEAL LAP TIME : 52.280		BEST LAP TIME : 52.298	DIFFERENCE : 0.018			
LAP	SECTOR 1	SECTOR 2	LAP TIME	MPH	DIFF	TIME OF DAY
1 -	37.061	24.067	1:01.128	71.13	8.830	09:18:21.872
2 -	35.178	23.005	58.183	74.74	5.885	09:19:20.055
3 -	34.398	22.366	56.764	76.60	4.466	09:20:16.819
4 -	34.536	21.987	56.523	76.93	4.225	09:21:13.342
5 -	32.637	21.462	54.099	80.38	1.801	09:22:07.441
6 -	32.414	21.505	53.919	80.65	1.621	09:23:01.360
7 -	32.038	21.073	53.111	81.87	0.813	09:23:54.471
8 -	32.727	21.551	54.278	80.11	1.980	09:24:48.749
9 -	32.034	21.060	53.094	81.90	0.796	09:25:41.843
10 -	31.482	21.694	53.176	81.77	0.878	09:26:35.019
11 -	31.866	21.069	52.935 (3)	82.14	0.637	09:27:27.954
12 -	31.431	20.909	52.340 (2)	83.08	0.042	09:28:20.294
13 -	31.371	20.927	52.298 (1)	83.15		09:29:12.592

P5 78 U Jamie THOMAS			Suzuki GSXR 1000 - Team RubyRacing			
IDEAL LAP TIME : 52.836		BEST LAP TIME : 52.868	DIFFERENCE : 0.032			
LAP	SECTOR 1	SECTOR 2	LAP TIME	MPH	DIFF	TIME OF DAY
1 -	38.541	23.674	1:02.215	69.89	9.347	09:18:27.071
2 -	33.892	21.747	55.639	78.15	2.771	09:19:22.710
3 -	33.075	21.259	54.334	80.03	1.466	09:20:17.044
4 -	35.270	21.683	56.953	76.35	4.085	09:21:13.997
5 -	32.610	21.668	54.278	80.11	1.410	09:22:08.275
6 -	33.894	IN PIT	1:18.297 P	55.53	25.429	09:23:26.572
7 -	OUTLAP	21.544	58.445	74.40	5.577	09:24:25.017
8 -	32.332	20.536	52.868 (1)	82.25		09:25:17.885
9 -	32.761	20.746	53.507 (2)	81.27	0.639	09:26:11.392
10 -	32.797	21.913	54.710	79.48	1.842	09:27:06.102
11 -	34.049	22.116	56.165	77.42	3.297	09:28:02.267
12 -	32.300	21.341	53.641 (3)	81.06	0.773	09:28:55.908
13 -	33.304	21.568	54.872	79.24	2.004	09:29:50.780

P6 33 R1000 Tony FOUNTAIN			Yamaha R1 -			
IDEAL LAP TIME : 52.424		BEST LAP TIME : 52.885	DIFFERENCE : 0.461			
LAP	SECTOR 1	SECTOR 2	LAP TIME	MPH	DIFF	TIME OF DAY
1 -	OUTLAP	21.814	58.142	74.79	5.257	09:19:21.390
2 -	32.916	21.299	54.215	80.21	1.330	09:20:15.605
3 -	36.505	21.101	57.606	75.48	4.721	09:21:13.211
4 -	31.682	21.947	53.629 (3)	81.08	0.744	09:22:06.840
5 -	32.734	20.780	53.514 (2)	81.26	0.629	09:23:00.354
6 -	32.143	20.742	52.885 (1)	82.22		09:23:53.239
7 -	33.251	21.625	54.876	79.24	1.991	09:24:48.115
8 -	33.664	20.991	54.655	79.56	1.770	09:25:42.770

P7 1 E Andrew SAUNDERS			Suzuki GSXR - SDC PERFORMANCE			
IDEAL LAP TIME : 52.392		BEST LAP TIME : 53.075	DIFFERENCE : 0.683			
LAP	SECTOR 1	SECTOR 2	LAP TIME	MPH	DIFF	TIME OF DAY
1 -	34.564	21.706	56.270	77.28	3.195	09:18:21.392
2 -	32.314	20.967	53.281 (2)	81.61	0.206	09:19:14.673
3 -	31.941	20.451	52.392 D	83.00		09:20:07.065
4 -	33.062	21.145	54.207	80.22	1.132	09:21:01.272
5 -	33.281	20.462	53.743 (3)	80.91	0.668	09:21:55.015
6 -	32.030	21.045	53.075 (1)	81.93		09:22:48.090
7 -	32.867	21.377	54.244	80.16	1.169	09:23:42.334

Weather / Track : Cloudy / Dry

Brands Hatch Indy
Circuit Length = 1.2079 miles
Start: 09:16 Flag 09:29 End: 09:30

BMCRC - MRO Championships 2020 - Rnd 1 @ Brands Hatch Indy

BMCRC Thunderbike Extreme & Ultra & Rookie 1000

QUALIFYING - SECTOR ANALYSIS



SECTOR 1 = FL to I1, SECTOR 2 = I1 to FL, DIFF = Difference To Personal Best Lap, P = Crossed Finish Line in Pit Lane, D = Time Disallowed

P8 23 U Justin ROSE			Yamaha R1 -			
IDEAL LAP TIME : 52.966		BEST LAP TIME : 53.362		DIFFERENCE : 0.396		
LAP	SECTOR 1	SECTOR 2	LAP TIME	MPH	DIFF	TIME OF DAY
1 -	36.241	23.485	59.726	72.80	6.364	09:18:49.194
2 -	34.500	23.017	57.517	75.60	4.155	09:19:46.711
3 -	33.882	22.193	56.075	77.54	2.713	09:20:42.786
4 -	34.334	22.166	56.500	76.96	3.138	09:21:39.286
5 -	33.325	21.450	54.775	79.39	1.413	09:22:34.061
6 -	32.889	21.251	54.140	80.32	0.778	09:23:28.201
7 -	33.205	21.440	54.645	79.57	1.283	09:24:22.846
8 -	32.470	20.896	53.366 (2)	81.48	0.004	09:25:16.212
9 -	32.070	21.292	53.362 (1)	81.49		09:26:09.574
10 -	34.779	21.830	56.609	76.81	3.247	09:27:06.183
11 -	32.381	21.395	53.776 (3)	80.86	0.414	09:27:59.959
12 -	32.615	23.029	55.644	78.15	2.282	09:28:55.603
13 -	32.637	21.461	54.098	80.38	0.736	09:29:49.701

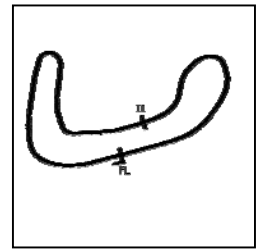
P9 82 U Matt HINNELLS			Yamaha R1 - Bears repairs/Jamie Vale Carpentry			
IDEAL LAP TIME : 53.326		BEST LAP TIME : 53.392		DIFFERENCE : 0.066		
LAP	SECTOR 1	SECTOR 2	LAP TIME	MPH	DIFF	TIME OF DAY
1 -	37.396	24.005	1:01.401	70.82	8.009	09:18:41.795
2 -	34.178	22.256	56.434	77.05	3.042	09:19:38.229
3 -	35.455	21.633	57.088	76.17	3.696	09:20:35.317
4 -	33.966	22.481	56.447	77.03	3.055	09:21:31.764
5 -	32.947	21.043	53.990 (2)	80.54	0.598	09:22:25.754
6 -	32.988	21.858	54.846	79.28	1.454	09:23:20.600
7 -	33.344	21.387	54.731	79.45	1.339	09:24:15.331
8 -	32.283	21.109	53.392 (1)	81.44		09:25:08.723
9 -	33.247	22.876	56.123	77.48	2.731	09:26:04.846
10 -	32.805	21.403	54.208 (3)	80.22	0.816	09:26:59.054
11 -	34.375	22.230	56.605	76.82	3.213	09:27:55.659
12 -	33.978	21.292	55.270	78.67	1.878	09:28:50.929

P10 275 U Mark WILBY			Suzuki GSXR1000 -			
IDEAL LAP TIME : 53.635		BEST LAP TIME : 53.635		DIFFERENCE : 0.000		
LAP	SECTOR 1	SECTOR 2	LAP TIME	MPH	DIFF	TIME OF DAY
1 -	37.617	23.143	1:00.760	71.57	7.125	09:18:57.052
2 -	34.983	23.219	58.202	74.71	4.567	09:19:55.254
3 -	36.361	22.524	58.885	73.84	5.250	09:20:54.139
4 -	33.491	22.078	55.569 (3)	78.25	1.934	09:21:49.708
5 -	34.351	22.265	56.616	76.80	2.981	09:22:46.324
6 -	33.149	21.773	54.922 (2)	79.17	1.287	09:23:41.246
7 -	32.287	21.348	53.635 (1)	81.07		09:24:34.881

BMCRC - MRO Championships 2020 - Rnd 1 @ Brands Hatch Indy

BMCRC Thunderbike Extreme & Ultra & Rookie 1000

QUALIFYING - SECTOR ANALYSIS



SECTOR 1 = FL to I1, SECTOR 2 = I1 to FL, DIFF = Difference To Personal Best Lap, P = Crossed Finish Line in Pit Lane, D = Time Disallowed

P11 55 E Nick HODGINS			Suzuki GSXR 750 - Dad, Claire, Super Sam, ASR			
IDEAL LAP TIME : 53.714		BEST LAP TIME : 53.714	DIFFERENCE : 0.000			
LAP	SECTOR 1	SECTOR 2	LAP TIME	MPH	DIFF	TIME OF DAY
1 -	40.822	25.120	1:05.942	65.94	12.228	09:18:50.534
2 -	38.085	22.839	1:00.924	71.37	7.210	09:19:51.458
3 -	37.885	22.065	59.950	72.53	6.236	09:20:51.408
4 -	35.511	22.009	57.520	75.60	3.806	09:21:48.928
5 -	35.638	22.206	57.844	75.17	4.130	09:22:46.772
6 -	34.889	22.107	56.996	76.29	3.282	09:23:43.768
7 -	33.243	20.825	54.068 (2)	80.42	0.354	09:24:37.836
8 -	33.659	21.000	54.659	79.55	0.945	09:25:32.495
9 -	35.477	21.200	56.677	76.72	2.963	09:26:29.172
10 -	34.380	21.344	55.724	78.03	2.010	09:27:24.896
11 -	33.371	21.028	54.399 (3)	79.93	0.685	09:28:19.295
12 -	33.113	20.601	53.714 (1)	80.95		09:29:13.009
13 -	33.188	22.253	55.441	78.43	1.727	09:30:08.450

P12 129 E Derek CRIPPS			Yamaha R1 - Kelly Cripps			
IDEAL LAP TIME : 53.857		BEST LAP TIME : 53.857	DIFFERENCE : 0.000			
LAP	SECTOR 1	SECTOR 2	LAP TIME	MPH	DIFF	TIME OF DAY
1 -	39.807	25.011	1:04.818	67.08	10.961	09:18:28.165
2 -	38.585	24.833	1:03.418	68.57	9.561	09:19:31.583
3 -	35.325	23.629	58.954	73.76	5.097	09:20:30.537
4 -	35.082	22.835	57.917	75.08	4.060	09:21:28.454
5 -	33.762	22.077	55.839	77.87	1.982	09:22:24.293
6 -	33.271	21.976	55.247 (3)	78.71	1.390	09:23:19.540
7 -	34.383	22.034	56.417	77.07	2.560	09:24:15.957
8 -	32.484	21.373	53.857 (1)	80.74		09:25:09.814
9 -	32.840	22.811	55.651	78.14	1.794	09:26:05.465
10 -	36.580	23.649	1:00.229	72.20	6.372	09:27:05.694
11 -	34.899	22.113	57.012	76.27	3.155	09:28:02.706
12 -	33.051	21.754	54.805 (2)	79.34	0.948	09:28:57.511
13 -	33.249	22.889	56.138	77.46	2.281	09:29:53.649

P13 102 U James FEARN			Suzuki GSXR1000 -			
IDEAL LAP TIME : 53.686		BEST LAP TIME : 53.877	DIFFERENCE : 0.191			
LAP	SECTOR 1	SECTOR 2	LAP TIME	MPH	DIFF	TIME OF DAY
1 -	35.951	23.329	59.280	73.35	5.403	09:18:43.985
2 -	34.313	23.069	57.382	75.78	3.505	09:19:41.367
3 -	34.957	22.546	57.503	75.62	3.626	09:20:38.870
4 -	35.052	21.612	56.664	76.74	2.787	09:21:35.534
5 -	32.988	21.420	54.408 (3)	79.92	0.531	09:22:29.942
6 -	33.001	21.748	54.749	79.42	0.872	09:23:24.691
7 -	34.299	22.534	56.833	76.51	2.956	09:24:21.524
8 -	32.728	21.323	54.051 (2)	80.45	0.174	09:25:15.575
9 -	32.363	21.514	53.877 (1)	80.71		09:26:09.452

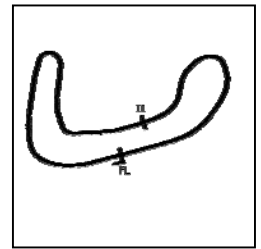
Weather / Track : Cloudy / Dry

Brands Hatch Indy
Circuit Length = 1.2079 miles
Start: 09:16 Flag 09:29 End: 09:30

BMCRC - MRO Championships 2020 - Rnd 1 @ Brands Hatch Indy

BMCRC Thunderbike Extreme & Ultra & Rookie 1000

QUALIFYING - SECTOR ANALYSIS



SECTOR 1 = FL to I1, SECTOR 2 = I1 to FL, DIFF = Difference To Personal Best Lap, P = Crossed Finish Line in Pit Lane, D = Time Disallowed

P14 10 R1000 Matthew DENT			Ducati 1199 -			
IDEAL LAP TIME : 53.325		BEST LAP TIME : 53.893	DIFFERENCE : 0.568			
LAP	SECTOR 1	SECTOR 2	LAP TIME	MPH	DIFF	TIME OF DAY
1 -	37.541	23.992	1:01.533	70.67	7.640	09:18:51.487
2 -	34.340	23.025	57.365	75.80	3.472	09:19:48.852
3 -	34.356	23.193	57.549	75.56	3.656	09:20:46.401
4 -	33.164	21.701	54.865	79.26	0.972	09:21:41.266
5 -	32.653	21.240	53.893 (1)	80.68		09:22:35.159
6 -	34.224	22.255	56.479	76.99	2.586	09:23:31.638
7 -	32.085	22.334	54.419 (2)	79.90	0.526	09:24:26.057
8 -	33.341	21.442	54.783	79.37	0.890	09:25:20.840
9 -	32.931	21.770	54.701 (3)	79.49	0.808	09:26:15.541
10 -	33.806	22.830	56.636	76.78	2.743	09:27:12.177
11 -	33.104	22.379	55.483	78.37	1.590	09:28:07.660
12 -	32.829	21.932	54.761	79.41	0.868	09:29:02.421
13 -	35.257	22.775	58.032	74.93	4.139	09:30:00.453

P15 90 E Edward WATSON			Yamaha R6 - Motorsportdays.com TEA Time Racing			
IDEAL LAP TIME : 54.019		BEST LAP TIME : 54.066	DIFFERENCE : 0.047			
LAP	SECTOR 1	SECTOR 2	LAP TIME	MPH	DIFF	TIME OF DAY
1 -	38.746	24.409	1:03.155	68.85	9.089	09:18:28.735
2 -	35.111	22.597	57.708	75.35	3.642	09:19:26.443
3 -	33.904	21.683	55.587	78.23	1.521	09:20:22.030
4 -	33.484	21.620	55.104	78.91	1.038	09:21:17.134
5 -	33.127	21.360	54.487	79.80	0.421	09:22:11.621
6 -	32.984	21.998	54.982	79.09	0.916	09:23:06.603
7 -	33.629	22.669	56.298	77.24	2.232	09:24:02.901
8 -	33.184	21.202	54.386 (2)	79.95	0.320	09:24:57.287
9 -	33.631	22.576	56.207	77.36	2.141	09:25:53.494
10 -	35.091	21.599	56.690	76.70	2.624	09:26:50.184
11 -	33.649	23.771	57.420	75.73	3.354	09:27:47.604
12 -	32.863	21.544	54.407 (3)	79.92	0.341	09:28:42.011
13 -	32.817	21.249	54.066 (1)	80.43		09:29:36.077

P16 70 R1000 Chris DRINKALD			Kawasaki ZX10RR - MSS Performance			
IDEAL LAP TIME : 53.746		BEST LAP TIME : 54.182	DIFFERENCE : 0.436			
LAP	SECTOR 1	SECTOR 2	LAP TIME	MPH	DIFF	TIME OF DAY
1 -	36.084	23.122	59.206	73.44	5.024	09:18:44.890
2 -	33.622	23.066	56.688	76.71	2.506	09:19:41.578
3 -	33.112	22.304	55.416	78.47	1.234	09:20:36.994
4 -	33.920	21.166	55.086	78.94	0.904	09:21:32.080
5 -	32.958	21.224	54.182 (1)	80.25		09:22:26.262
6 -	32.804	22.118	54.922	79.17	0.740	09:23:21.184
7 -	33.792	22.189	55.981	77.68	1.799	09:24:17.165
8 -	33.126	21.872	54.998	79.06	0.816	09:25:12.163
9 -	33.120	21.234	54.354 (2)	80.00	0.172	09:26:06.517
10 -	34.529	20.942	55.471	78.39	1.289	09:27:01.988
11 -	33.599	21.114	54.713	79.48	0.531	09:27:56.701
12 -	33.228	21.346	54.574 (3)	79.68	0.392	09:28:51.275
13 -	32.861	22.236	55.097	78.92	0.915	09:29:46.372

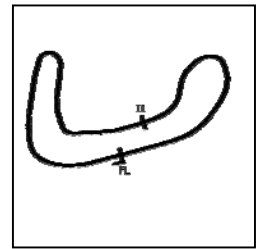
Weather / Track : Cloudy / Dry

Brands Hatch Indy
Circuit Length = 1.2079 miles
Start: 09:16 Flag 09:29 End: 09:30

BMCRC - MRO Championships 2020 - Rnd 1 @ Brands Hatch Indy

BMCRC Thunderbike Extreme & Ultra & Rookie 1000

QUALIFYING - SECTOR ANALYSIS



SECTOR 1 = FL to I1, SECTOR 2 = I1 to FL, DIFF = Difference To Personal Best Lap, P = Crossed Finish Line in Pit Lane, D = Time Disallowed

P17 51 E Michael HOGARTH			Honda SP1 RC-51 - WHR Racing			
IDEAL LAP TIME : 54.169		BEST LAP TIME : 54.209	DIFFERENCE : 0.040			
LAP	SECTOR 1	SECTOR 2	LAP TIME	MPH	DIFF	TIME OF DAY
1 -	33.986	22.087	56.073	77.55	1.864	09:18:12.538
2 -	33.507	22.465	55.972	77.69	1.763	09:19:08.510
3 -	32.992	21.888	54.880	79.23	0.671	09:20:03.390
4 -	35.113	22.829	57.942	75.05	3.733	09:21:01.332
5 -	35.152	22.525	57.677	75.39	3.468	09:21:59.009
6 -	32.500	21.896	54.396 (2)	79.94	0.187	09:22:53.405
7 -	33.531	23.529	57.060	76.21	2.851	09:23:50.465
8 -	33.581	22.003	55.584	78.23	1.375	09:24:46.049
9 -	32.954	21.716	54.670 (3)	79.54	0.461	09:25:40.719
10 -	32.453	21.756	54.209 (1)	80.21		09:26:34.928

P18 63 U Matthew WREN			Suzuki GSXR - TBR performance			
IDEAL LAP TIME : 54.462		BEST LAP TIME : 54.644	DIFFERENCE : 0.182			
LAP	SECTOR 1	SECTOR 2	LAP TIME	MPH	DIFF	TIME OF DAY
1 -	36.874	24.066	1:00.940	71.35	6.296	09:18:42.429
2 -	34.822	23.878	58.700	74.08	4.056	09:19:41.129
3 -	34.377	23.447	57.824	75.20	3.180	09:20:38.953
4 -	35.110	22.259	57.369	75.80	2.725	09:21:36.322
5 -	33.831	21.750	55.581	78.23	0.937	09:22:31.903
6 -	33.440	22.090	55.530 (3)	78.31	0.886	09:23:27.433
7 -	34.733	22.762	57.495	75.63	2.851	09:24:24.928
8 -	34.231	21.590	55.821	77.90	1.177	09:25:20.749
9 -	32.872	21.772	54.644 (1)	79.58		09:26:15.393
10 -	33.489	21.904	55.393 (2)	78.50	0.749	09:27:10.786
11 -	36.108	24.364	1:00.472	71.91	5.828	09:28:11.258
12 -	34.024	23.180	57.204	76.01	2.560	09:29:08.462
13 -	36.093	23.605	59.698	72.84	5.054	09:30:08.160

P19 115 U Albert WILLISHER			Suzuki GSXR 1000 - willsher machinery ltd			
IDEAL LAP TIME : 54.630		BEST LAP TIME : 54.649	DIFFERENCE : 0.019			
LAP	SECTOR 1	SECTOR 2	LAP TIME	MPH	DIFF	TIME OF DAY
1 -	38.226	24.328	1:02.554	69.51	7.905	09:18:28.300
2 -	36.622	22.866	59.488	73.10	4.839	09:19:27.788
3 -	37.921	24.473	1:02.394	69.69	7.745	09:20:30.182
4 -	35.300	22.617	57.917	75.08	3.268	09:21:28.099
5 -	34.280	22.333	56.613 (3)	76.81	1.964	09:22:24.712
6 -	33.516	21.624	55.140 (2)	78.86	0.491	09:23:19.852
7 -	34.820	22.388	57.208	76.01	2.559	09:24:17.060
8 -	33.006	21.643	54.649 (1)	79.57		09:25:11.709

P20 66 R1000 Jonny HILL			Honda CBR1000 RR - Michael J Lonsdale Group			
IDEAL LAP TIME : 54.821		BEST LAP TIME : 54.821	DIFFERENCE : 0.000			
LAP	SECTOR 1	SECTOR 2	LAP TIME	MPH	DIFF	TIME OF DAY
1 -	38.293	23.160	1:01.453	70.76	6.632	09:18:58.793
2 -	35.676	22.336	58.012	74.96	3.191	09:19:56.805
3 -	35.324	22.305	57.629	75.45	2.808	09:20:54.434
4 -	33.616	21.905	55.521 (3)	78.32	0.700	09:21:49.955
5 -	34.991	22.931	57.922	75.07	3.101	09:22:47.877
6 -	34.595	22.247	56.842	76.50	2.021	09:23:44.719
7 -	33.880	21.606	55.486 (2)	78.37	0.665	09:24:40.205
8 -	33.568	21.253	54.821 (1)	79.32		09:25:35.026
9 -	33.794	22.336	56.130	77.47	1.309	09:26:31.156

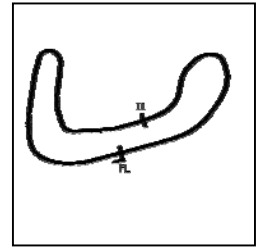
Weather / Track : Cloudy / Dry

Brands Hatch Indy
Circuit Length = 1.2079 miles
Start: 09:16 Flag 09:29 End: 09:30

BMCRC - MRO Championships 2020 - Rnd 1 @ Brands Hatch Indy

BMCRC Thunderbike Extreme & Ultra & Rookie 1000

QUALIFYING - SECTOR ANALYSIS



SECTOR 1 = FL to I1, SECTOR 2 = I1 to FL, DIFF = Difference To Personal Best Lap, P = Crossed Finish Line in Pit Lane, D = Time Disallowed

P21 75 E		Stewart MAY		Honda CBR600F3 - Too Many Mays Racing			
IDEAL LAP TIME : 55.342		BEST LAP TIME : 55.342		DIFFERENCE : 0.000			
LAP	SECTOR 1	SECTOR 2	LAP TIME	MPH	DIFF	TIME OF DAY	
1 -	37.220	23.451	1:00.671	71.67	5.329	09:18:25.852	
2 -	34.433	22.701	57.134 (3)	76.11	1.792	09:19:22.986	
3 -	33.824	22.213	56.037 (2)	77.60	0.695	09:20:19.023	
4 -	33.931	24.079	58.010	74.96	2.668	09:21:17.033	
5 -	33.416	21.926	55.342 (1)	78.57		09:22:12.375	

P22 303 U		Adam NORTON		Honda CBR1000RR - NRC			
IDEAL LAP TIME : 55.430		BEST LAP TIME : 55.430		DIFFERENCE : 0.000			
LAP	SECTOR 1	SECTOR 2	LAP TIME	MPH	DIFF	TIME OF DAY	
1 -	42.017	25.084	1:07.101	64.80	11.671	09:19:04.357	
2 -	37.439	23.782	1:01.221	71.03	5.791	09:20:05.578	
3 -	37.353	23.126	1:00.479	71.90	5.049	09:21:06.057	
4 -	36.574	24.568	1:01.142	71.12	5.712	09:22:07.199	
5 -	36.074	23.142	59.216	73.43	3.786	09:23:06.415	
6 -	35.562	23.356	58.918	73.80	3.488	09:24:05.333	
7 -	33.613	21.817	55.430 (1)	78.45		09:25:00.763	
8 -	34.520	21.865	56.385 (2)	77.12	0.955	09:25:57.148	
9 -	36.245	24.257	1:00.502	71.87	5.072	09:26:57.650	
10 -	35.493	22.990	58.483	74.35	3.053	09:27:56.133	
11 -	35.358	23.929	59.287	73.34	3.857	09:28:55.420	
12 -	34.473	22.426	56.899 (3)	76.42	1.469	09:29:52.319	

P23 26 E		Richard MAY		Honda CBR600FX - Many Mays Racing			
IDEAL LAP TIME : 55.469		BEST LAP TIME : 55.782		DIFFERENCE : 0.313			
LAP	SECTOR 1	SECTOR 2	LAP TIME	MPH	DIFF	TIME OF DAY	
1 -	39.394	23.798	1:03.192	68.81	7.410	09:18:29.492	
2 -	38.522	24.052	1:02.574	69.49	6.792	09:19:32.066	
3 -	36.836	23.048	59.884	72.61	4.102	09:20:31.950	
4 -	36.863	22.977	59.840	72.67	4.058	09:21:31.790	
5 -	35.102	22.517	57.619	75.47	1.837	09:22:29.409	
6 -	34.896	22.800	57.696	75.37	1.914	09:23:27.105	
7 -	35.133	22.990	58.123	74.81	2.341	09:24:25.228	
8 -	35.333	21.919	57.252	75.95	1.470	09:25:22.480	
9 -	34.035	21.824	55.859 (2)	77.84	0.077	09:26:18.339	
10 -	35.436	22.491	57.927	75.07	2.145	09:27:16.266	
11 -	33.935	21.847	55.782 (1)	77.95		09:28:12.048	
12 -	33.674	22.334	56.008 (3)	77.64	0.226	09:29:08.056	
13 -	34.787	21.795	56.582	76.85	0.800	09:30:04.638	

P24 77 E		David MAY		Suzuki GSXR 750 K1 - ELP Racing			
IDEAL LAP TIME : 56.281		BEST LAP TIME : 56.281		DIFFERENCE : 0.000			
LAP	SECTOR 1	SECTOR 2	LAP TIME	MPH	DIFF	TIME OF DAY	
1 -	38.462	24.273	1:02.735 (3)	69.31	6.454	09:18:28.872	
2 -	36.185	22.651	58.836 (2)	73.91	2.555	09:19:27.708	
3 -	34.265	22.016	56.281 (1)	77.26		09:20:23.989	

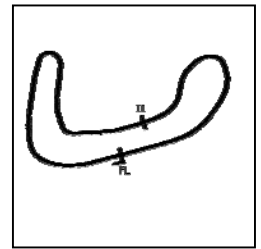
Weather / Track : Cloudy / Dry

Brands Hatch Indy
Circuit Length = 1.2079 miles
Start: 09:16 Flag 09:29 End: 09:30

BMCRC - MRO Championships 2020 - Rnd 1 @ Brands Hatch Indy

BMCRC Thunderbike Extreme & Ultra & Rookie 1000

QUALIFYING - SECTOR ANALYSIS



SECTOR 1 = FL to I1, SECTOR 2 = I1 to FL, DIFF = Difference To Personal Best Lap, P = Crossed Finish Line in Pit Lane, D = Time Disallowed

P25 142 U Scott MILLER			Suzuki GSXR - Autoenhance colchester			
IDEAL LAP TIME : 56.242		BEST LAP TIME : 56.400	DIFFERENCE : 0.158			
LAP	SECTOR 1	SECTOR 2	LAP TIME	MPH	DIFF	TIME OF DAY
1 -	38.709	24.432	1:03.141	68.87	6.741	09:18:52.766
2 -	36.074	23.564	59.638	72.91	3.238	09:19:52.404
3 -	38.873	23.133	1:02.006	70.13	5.606	09:20:54.410
4 -	35.438	22.701	58.139	74.79	1.739	09:21:52.549
5 -	35.016	22.610	57.626 (3)	75.46	1.226	09:22:50.175
6 -	36.294	23.845	1:00.139	72.30	3.739	09:23:50.314
7 -	36.940	23.594	1:00.534	71.83	4.134	09:24:50.848
8 -	35.508	23.220	58.728	74.04	2.328	09:25:49.576
9 -	36.889	22.346	59.235	73.41	2.835	09:26:48.811
10 -	34.661	23.901	58.562	74.25	2.162	09:27:47.373
11 -	34.474	21.926	56.400 (1)	77.10		09:28:43.773
12 -	34.316	22.560	56.876 (2)	76.45	0.476	09:29:40.649

P26 222 R1000 Phil ROOKE			Honda CBR1000RR - A J ROOKE ELECTRICAL CONTRACTO			
IDEAL LAP TIME : 56.602		BEST LAP TIME : 56.860	DIFFERENCE : 0.258			
LAP	SECTOR 1	SECTOR 2	LAP TIME	MPH	DIFF	TIME OF DAY
1 -	43.318	28.202	1:11.520	60.80	14.660	09:18:34.330
2 -	41.831	25.800	1:07.631	64.29	10.771	09:19:41.961
3 -	38.223	25.183	1:03.406	68.58	6.546	09:20:45.367
4 -	38.234	24.408	1:02.642	69.41	5.782	09:21:48.009
5 -	36.578	23.761	1:00.339	72.06	3.479	09:22:48.348
6 -	36.611	24.016	1:00.627	71.72	3.767	09:23:48.975
7 -	35.305	23.046	58.351	74.52	1.491	09:24:47.326
8 -	34.540	22.654	57.194 (3)	76.03	0.334	09:25:44.520
9 -	34.906	23.030	57.936	75.05	1.076	09:26:42.456
10 -	35.382	22.961	58.343	74.53	1.483	09:27:40.799
11 -	34.099	22.761	56.860 (1)	76.47		09:28:37.659
12 -	34.397	22.503	56.900 (2)	76.42	0.040	09:29:34.559

P27 223 E Matthew MAY			Honda CBR600F3 - Mays Racing			
IDEAL LAP TIME : 56.939		BEST LAP TIME : 56.947	DIFFERENCE : 0.008			
LAP	SECTOR 1	SECTOR 2	LAP TIME	MPH	DIFF	TIME OF DAY
1 -	37.901	23.666	1:01.567	70.63	4.620	09:18:28.098
2 -	35.066	23.209	58.275	74.62	1.328	09:19:26.373
3 -	34.859	22.945	57.804 (2)	75.23	0.857	09:20:24.177
4 -	37.274	22.708	59.982	72.49	3.035	09:21:24.159
5 -	34.231	22.716	56.947 (1)	76.36		09:22:21.106
6 -	34.872	22.964	57.836 (3)	75.18	0.889	09:23:18.942
7 -	35.288	22.722	58.010	74.96	1.063	09:24:16.952

P28 274 R1000 Stewart LATIMER			Yamaha R1 -			
IDEAL LAP TIME : 57.092		BEST LAP TIME : 57.239	DIFFERENCE : 0.147			
LAP	SECTOR 1	SECTOR 2	LAP TIME	MPH	DIFF	TIME OF DAY
1 -	OUTLAP	28.056	1:16.899	56.54	19.660	09:19:21.519
2 -	42.002	31.043	1:13.045	59.53	15.806	09:20:34.564
3 -	41.617	25.867	1:07.484	64.43	10.245	09:21:42.048
4 -	40.063	25.696	1:05.759	66.12	8.520	09:22:47.807
5 -	38.013	24.220	1:02.233	69.87	4.994	09:23:50.040
6 -	36.841	24.019	1:00.860	71.45	3.621	09:24:50.900
7 -	37.074	24.173	1:01.247	71.00	4.008	09:25:52.147
8 -	37.549	23.690	1:01.239	71.01	4.000	09:26:53.386
9 -	35.586	22.673	58.259 (3)	74.64	1.020	09:27:51.645
10 -	35.092	22.376	57.468 (2)	75.67	0.229	09:28:49.113
11 -	34.716	22.523	57.239 (1)	75.97		09:29:46.352

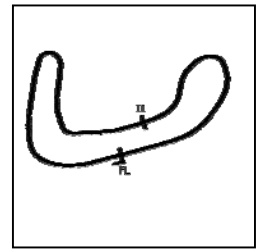
Weather / Track : Cloudy / Dry

Brands Hatch Indy
Circuit Length = 1.2079 miles
Start: 09:16 Flag 09:29 End: 09:30

BMCRC - MRO Championships 2020 - Rnd 1 @ Brands Hatch Indy

BMCRC Thunderbike Extreme & Ultra & Rookie 1000

QUALIFYING - SECTOR ANALYSIS



SECTOR 1 = FL to I1, SECTOR 2 = I1 to FL, DIFF = Difference To Personal Best Lap, P = Crossed Finish Line in Pit Lane, D = Time Disallowed

P29 17 U		Jordan KILLWORTH		Kawasaki ZX-10R -			
IDEAL LAP TIME : 57.222		BEST LAP TIME : 57.348		DIFFERENCE : 0.126			
LAP	SECTOR 1	SECTOR 2	LAP TIME	MPH	DIFF	TIME OF DAY	
1 -	41.696	25.280	1:06.976	64.92	9.628	09:18:56.311	
2 -	38.406	24.456	1:02.862	69.17	5.514	09:19:59.173	
3 -	38.579	24.792	1:03.371	68.62	6.023	09:21:02.544	
4 -	37.062	23.604	1:00.666	71.68	3.318	09:22:03.210	
5 -	36.524	24.221	1:00.745	71.58	3.397	09:23:03.955	
6 -	35.459	22.963	58.422	74.43	1.074	09:24:02.377	
7 -	35.293	22.665	57.958 (3)	75.03	0.610	09:25:00.335	
8 -	34.952	22.584	57.536 (2)	75.58	0.188	09:25:57.871	
9 -	35.697	24.362	1:00.059	72.40	2.711	09:26:57.930	
10 -	35.973	22.786	58.759	74.00	1.411	09:27:56.689	
11 -	35.343	23.928	59.271	73.36	1.923	09:28:55.960	
12 -	34.638	22.710	57.348 (1)	75.82		09:29:53.308	

P30 254 E		Rick WINDAS		Ducati 998 - Army Medical Services			
IDEAL LAP TIME : 57.163		BEST LAP TIME : 57.352		DIFFERENCE : 0.189			
LAP	SECTOR 1	SECTOR 2	LAP TIME	MPH	DIFF	TIME OF DAY	
1 -	39.432	26.369	1:05.801	66.08	8.449	09:18:32.743	
2 -	38.093	23.875	1:01.968	70.17	4.616	09:19:34.711	
3 -	36.755	23.810	1:00.565	71.80	3.213	09:20:35.276	
4 -	36.605	23.324	59.929	72.56	2.577	09:21:35.205	
5 -	35.145	22.974	58.119	74.82	0.767	09:22:33.324	
6 -	35.234	23.227	58.461	74.38	1.109	09:23:31.785	
7 -	35.537	23.416	58.953	73.76	1.601	09:24:30.738	
8 -	36.102	24.795	1:00.897	71.40	3.545	09:25:31.635	
9 -	36.528	23.063	59.591	72.97	2.239	09:26:31.226	
10 -	35.851	23.017	58.868	73.87	1.516	09:27:30.094	
11 -	34.571	22.781	57.352 (1)	75.82		09:28:27.446	
12 -	35.365	22.592	57.957 (3)	75.03	0.605	09:29:25.403	
13 -	35.042	22.851	57.893 (2)	75.11	0.541	09:30:23.296	

P31 67 R1000		David REDGEWICK		Aprilia RSV4 - WHEELIES MOTORCYCLES			
IDEAL LAP TIME : 56.108		BEST LAP TIME : 57.417		DIFFERENCE : 1.309			
LAP	SECTOR 1	SECTOR 2	LAP TIME	MPH	DIFF	TIME OF DAY	
1 -	40.727	24.058	1:04.785	67.12	7.368	09:18:54.821	
2 -	36.586	22.980	59.566	73.00	2.149	09:19:54.387	
3 -	39.170	25.557	1:04.727	67.18	7.310	09:20:59.114	
4 -	36.327	23.464	59.791	72.73	2.374	09:21:58.905	
5 -	35.814	22.627	58.441	74.41	1.024	09:22:57.346	
6 -	35.721	23.352	59.073	73.61	1.656	09:23:56.419	
7 -	36.548	22.624	59.172	73.49	1.755	09:24:55.591	
8 -	35.183	22.425	57.608 (3)	75.48	0.191	09:25:53.199	
9 -	36.765	23.695	1:00.460	71.92	3.043	09:26:53.659	
10 -	35.510	22.739	58.249	74.65	0.832	09:27:51.908	
11 -	35.909	21.670	57.579 (2)	75.52	0.162	09:28:49.487	
12 -	34.438	22.979	57.417 (1)	75.73		09:29:46.904	

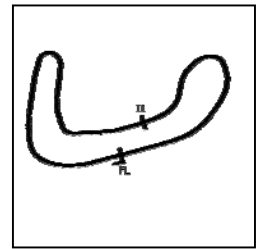
Weather / Track : Cloudy / Dry

Brands Hatch Indy
Circuit Length = 1.2079 miles
Start: 09:16 Flag 09:29 End: 09:30

BMCRC - MRO Championships 2020 - Rnd 1 @ Brands Hatch Indy

BMCRC Thunderbike Extreme & Ultra & Rookie 1000

QUALIFYING - SECTOR ANALYSIS



SECTOR 1 = FL to I1, SECTOR 2 = I1 to FL, DIFF = Difference To Personal Best Lap, P = Crossed Finish Line in Pit Lane, D = Time Disallowed

P32 110 R1000 Michael CLARKE			Honda CBR - BIKEBASE.ltd			
IDEAL LAP TIME : 57.255		BEST LAP TIME : 57.452		DIFFERENCE : 0.197		
LAP	SECTOR 1	SECTOR 2	LAP TIME	MPH	DIFF	TIME OF DAY
1 -	38.464	23.620	1:02.084	70.04	4.632	09:18:53.323
2 -	36.628	22.992	59.620	72.93	2.168	09:19:52.943
3 -	39.902	22.574	1:02.476	69.60	5.024	09:20:55.419
4 -	34.729	22.723	57.452 (1)	75.69		09:21:52.871
5 -	35.252	22.526	57.778 (2)	75.26	0.326	09:22:50.649
6 -	35.878	23.669	59.547	73.02	2.095	09:23:50.196
7 -	36.370	23.021	59.391 (3)	73.21	1.939	09:24:49.587
8 -	36.598	23.291	59.889	72.61	2.437	09:25:49.476
9 -	45.318	24.338	1:09.656	62.42	12.204	09:26:59.132

P33 60 R1000 Andrew STERLING			Bmw S1000RR - Hookup-solutions			
IDEAL LAP TIME : 57.508		BEST LAP TIME : 57.599		DIFFERENCE : 0.091		
LAP	SECTOR 1	SECTOR 2	LAP TIME	MPH	DIFF	TIME OF DAY
1 -	37.373	23.812	1:01.185	71.07	3.586	09:18:55.696
2 -	35.936	23.360	59.296	73.33	1.697	09:19:54.992
3 -	38.973	25.554	1:04.527	67.39	6.928	09:20:59.519
4 -	36.529	24.389	1:00.918	71.38	3.319	09:22:00.437
5 -	35.929	22.558	58.487	74.35	0.888	09:22:58.924
6 -	35.307	22.598	57.905 (3)	75.09	0.306	09:23:56.829
7 -	34.959	22.640	57.599 (1)	75.49		09:24:54.428
8 -	35.197	23.110	58.307	74.58	0.708	09:25:52.735
9 -	37.840	23.717	1:01.557	70.64	3.958	09:26:54.292
10 -	36.594	22.636	59.230	73.41	1.631	09:27:53.522
11 -	34.950	22.738	57.688 (2)	75.38	0.089	09:28:51.210
12 -	36.472	22.573	59.045	73.64	1.446	09:29:50.255

P34 291 E Aaron HERRMANN			Yamaha R1 -			
IDEAL LAP TIME : 57.533		BEST LAP TIME : 57.603		DIFFERENCE : 0.070		
LAP	SECTOR 1	SECTOR 2	LAP TIME	MPH	DIFF	TIME OF DAY
1 -	39.137	23.513	1:02.650	69.41	5.047	09:19:02.657
2 -	36.093	23.679	59.772	72.75	2.169	09:20:02.429
3 -	35.852	24.392	1:00.244	72.18	2.641	09:21:02.673
4 -	37.214	23.497	1:00.711	71.62	3.108	09:22:03.384
5 -	37.190	23.532	1:00.722	71.61	3.119	09:23:04.106
6 -	35.803	22.747	58.550	74.27	0.947	09:24:02.656
7 -	35.359	22.645	58.004 (3)	74.97	0.401	09:25:00.660
8 -	35.188	22.510	57.698 (2)	75.36	0.095	09:25:58.358
9 -	35.659	24.109	59.768	72.75	2.165	09:26:58.126
10 -	35.023	22.580	57.603 (1)	75.49		09:27:55.729

P35 6 E Andrew FIRTH			Yamaha YZF-R1 - LTRmotorcycles.co.uk			
IDEAL LAP TIME : 58.363		BEST LAP TIME : 58.485		DIFFERENCE : 0.122		
LAP	SECTOR 1	SECTOR 2	LAP TIME	MPH	DIFF	TIME OF DAY
1 -	39.538	24.457	1:03.995	67.95	5.510	09:19:01.042
2 -	36.336	23.759	1:00.095	72.36	1.610	09:20:01.137
3 -	36.710	24.205	1:00.915	71.38	2.430	09:21:02.052
4 -	36.891	23.794	1:00.685	71.65	2.200	09:22:02.737
5 -	37.249	24.223	1:01.472	70.74	2.987	09:23:04.209
6 -	36.852	23.732	1:00.584	71.77	2.099	09:24:04.793
7 -	35.631	23.170	58.801 (3)	73.95	0.316	09:25:03.594
8 -	35.193	23.292	58.485 (1)	74.35		09:26:02.079
9 -	35.472	23.506	58.978	73.73	0.493	09:27:01.057
10 -	36.212	25.061	1:01.273	70.97	2.788	09:28:02.330
11 -	36.330	23.183	59.513	73.06	1.028	09:29:01.843
12 -	35.477	23.173	58.650 (2)	74.14	0.165	09:30:00.493

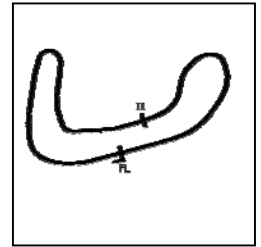
Weather / Track : Cloudy / Dry

Brands Hatch Indy
Circuit Length = 1.2079 miles
Start: 09:16 Flag 09:29 End: 09:30

BMCRC - MRO Championships 2020 - Rnd 1 @ Brands Hatch Indy

BMCRC Thunderbike Extreme & Ultra & Rookie 1000

QUALIFYING - SECTOR ANALYSIS



SECTOR 1 = FL to I1, SECTOR 2 = I1 to FL, DIFF = Difference To Personal Best Lap, P = Crossed Finish Line in Pit Lane, D = Time Disallowed

P36 86 R1000 Frederico LOPES			Yamaha R1 - FLR Procurement Ltd			
IDEAL LAP TIME : 57.988		BEST LAP TIME : 58.544	DIFFERENCE : 0.556			
LAP	SECTOR 1	SECTOR 2	LAP TIME	MPH	DIFF	TIME OF DAY
1 -	37.691	24.425	1:02.116	70.00	3.572	09:18:44.923
2 -	37.887	23.937	1:01.824	70.33	3.280	09:19:46.747
3 -	36.311	23.222	59.533	73.04	0.989	09:20:46.280
4 -	36.338	23.430	59.768	72.75	1.224	09:21:46.048
5 -	35.762	23.810	59.572	72.99	1.028	09:22:45.620
6 -	35.197	24.111	59.308	73.32	0.764	09:23:44.928
7 -	36.186	23.018	59.204 (3)	73.45	0.660	09:24:44.132
8 -	35.234	23.981	59.215	73.43	0.671	09:25:43.347
9 -	35.944	22.912	58.856 (2)	73.88	0.312	09:26:42.203
10 -	38.013	23.085	1:01.098	71.17	2.554	09:27:43.301
11 -	35.595	22.949	58.544 (1)	74.27		09:28:41.845

P37 31 E Pete SANDERSON			Suzuki GSXR750 - MBC Despatch Racing			
IDEAL LAP TIME : 58.866		BEST LAP TIME : 58.866	DIFFERENCE : 0.000			
LAP	SECTOR 1	SECTOR 2	LAP TIME	MPH	DIFF	TIME OF DAY
1 -	37.750	23.906	1:01.656	70.53	2.790	09:18:45.813
2 -	37.746	25.407	1:03.153	68.85	4.287	09:19:48.966
3 -	36.700	24.219	1:00.919	71.38	2.053	09:20:49.885
4 -	35.938	24.085	1:00.023 (3)	72.44	1.157	09:21:49.908
5 -	35.890	23.492	59.382 (2)	73.23	0.516	09:22:49.290
6 -	36.771	24.197	1:00.968	71.32	2.102	09:23:50.258
7 -	35.853	23.013	58.866 (1)	73.87		09:24:49.124
8 -	36.727	23.506	1:00.233	72.19	1.367	09:25:49.357

P38 54 R1000 Jonathan LEFT			Suzuki GSXR 750 - JRL Design Solutions Ltd			
IDEAL LAP TIME : 58.813		BEST LAP TIME : 58.977	DIFFERENCE : 0.164			
LAP	SECTOR 1	SECTOR 2	LAP TIME	MPH	DIFF	TIME OF DAY
1 -	40.520	24.338	1:04.858	67.04	5.881	09:19:02.528
2 -	37.317	24.135	1:01.452	70.76	2.475	09:20:03.980
3 -	37.614	23.821	1:01.435	70.78	2.458	09:21:05.415
4 -	36.833	24.362	1:01.195	71.06	2.218	09:22:06.610
5 -	36.418	24.008	1:00.426	71.96	1.449	09:23:07.036
6 -	36.649	23.532	1:00.181	72.25	1.204	09:24:07.217
7 -	36.057	23.165	59.222 (2)	73.42	0.245	09:25:06.439
8 -	35.719	23.258	58.977 (1)	73.73		09:26:05.416
9 -	36.656	24.061	1:00.717	71.62	1.740	09:27:06.133
10 -	37.153	23.879	1:01.032	71.25	2.055	09:28:07.165
11 -	35.648	23.791	59.439 (3)	73.16	0.462	09:29:06.604
12 -	36.393	23.294	59.687	72.85	0.710	09:30:06.291

P39 93 R1000 Tony BOTTO			Suzuki GSXR 1000 K7 - TB Motorcycles			
IDEAL LAP TIME : 58.773		BEST LAP TIME : 59.108	DIFFERENCE : 0.335			
LAP	SECTOR 1	SECTOR 2	LAP TIME	MPH	DIFF	TIME OF DAY
1 -	40.517	25.989	1:06.506	65.38	7.398	09:18:52.175
2 -	39.431	25.089	1:04.520	67.39	5.412	09:19:56.695
3 -	38.352	25.367	1:03.719	68.24	4.611	09:21:00.414
4 -	37.396	24.729	1:02.125	69.99	3.017	09:22:02.539
5 -	36.965	24.385	1:01.350	70.88	2.242	09:23:03.889
6 -	37.859	23.906	1:01.765	70.40	2.657	09:24:05.654
7 -	36.607	23.760	1:00.367 (3)	72.03	1.259	09:25:06.021
8 -	35.771	23.337	59.108 (1)	73.57		09:26:05.129
9 -	36.513	23.955	1:00.468	71.91	1.360	09:27:05.597
10 -	39.319	23.397	1:02.716	69.33	3.608	09:28:08.313
11 -	36.409	23.002	59.411 (2)	73.19	0.303	09:29:07.724
12 -	36.583	24.206	1:00.789	71.53	1.681	09:30:08.513

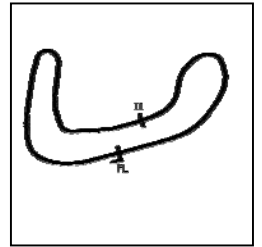
Weather / Track : Cloudy / Dry

Brands Hatch Indy
Circuit Length = 1.2079 miles
Start: 09:16 Flag 09:29 End: 09:30

BMCRC - MRO Championships 2020 - Rnd 1 @ Brands Hatch Indy

BMCRC Thunderbike Extreme & Ultra & Rookie 1000

QUALIFYING - SECTOR ANALYSIS



SECTOR 1 = FL to I1, SECTOR 2 = I1 to FL, DIFF = Difference To Personal Best Lap, P = Crossed Finish Line in Pit Lane, D = Time Disallowed

P40 180 R1000 Mark OVEL			Yamaha YZFR1 -			
IDEAL LAP TIME : 59.380		BEST LAP TIME : 59.412		DIFFERENCE : 0.032		
LAP	SECTOR 1	SECTOR 2	LAP TIME	MPH	DIFF	TIME OF DAY
1 -	39.963	24.857	1:04.820	67.08	5.408	09:19:00.940
2 -	37.580	24.295	1:01.875	70.28	2.463	09:20:02.815
3 -	37.319	23.888	1:01.207	71.04	1.795	09:21:04.022
4 -	37.440	23.948	1:01.388	70.83	1.976	09:22:05.410
5 -	36.299	23.692	59.991	72.48	0.579	09:23:05.401
6 -	36.709	24.228	1:00.937	71.36	1.525	09:24:06.338
7 -	36.288	23.679	59.967 (3)	72.51	0.555	09:25:06.305
8 -	36.379	23.738	1:00.117	72.33	0.705	09:26:06.422
9 -	36.768	23.918	1:00.686	71.65	1.274	09:27:07.108
10 -	37.078	23.529	1:00.607	71.75	1.195	09:28:07.715
11 -	36.091	23.321	59.412 (1)	73.19		09:29:07.127
12 -	36.428	23.289	59.717 (2)	72.82	0.305	09:30:06.844

P41 444 E Tony PARKER			Suzuki SV650 - Emerald Elevators/PriceLess Copiers			
IDEAL LAP TIME : 1:00.130		BEST LAP TIME : 1:00.322		DIFFERENCE : 0.192		
LAP	SECTOR 1	SECTOR 2	LAP TIME	MPH	DIFF	TIME OF DAY
1 -	42.829	26.957	1:09.786	62.31	9.464	09:19:09.708
2 -	38.785	25.141	1:03.926	68.02	3.604	09:20:13.634
3 -	39.137	24.566	1:03.703	68.26	3.381	09:21:17.337
4 -	37.968	24.532	1:02.500	69.57	2.178	09:22:19.837
5 -	37.780	24.059	1:01.839	70.32	1.517	09:23:21.676
6 -	37.683	24.532	1:02.215	69.89	1.893	09:24:23.891
7 -	36.753	23.946	1:00.699 (3)	71.64	0.377	09:25:24.590
8 -	36.896	23.590	1:00.486 (2)	71.89	0.164	09:26:25.076
9 -	37.287	23.655	1:00.942	71.35	0.620	09:27:26.018
10 -	36.572	24.144	1:00.716	71.62	0.394	09:28:26.734
11 -	36.764	23.558	1:00.322 (1)	72.08		09:29:27.056
12 -	36.850	23.982	1:00.832	71.48	0.510	09:30:27.888

P42 58 R1000 Ian MCLEOD			Honda CBR1000RR - ISM Motorsport			
IDEAL LAP TIME : 1:00.497		BEST LAP TIME : 1:00.556		DIFFERENCE : 0.059		
LAP	SECTOR 1	SECTOR 2	LAP TIME	MPH	DIFF	TIME OF DAY
1 -	38.559	25.820	1:04.379	67.54	3.823	09:18:34.480
2 -	38.166	24.660	1:02.826	69.21	2.270	09:19:37.306
3 -	37.093	24.394	1:01.487 (3)	70.72	0.931	09:20:38.793
4 -	37.963	25.583	1:03.546	68.43	2.990	09:21:42.339
5 -	38.885	25.190	1:04.075	67.86	3.519	09:22:46.414
6 -	36.103	24.453	1:00.556 (1)	71.81		09:23:46.970
7 -	36.174	24.416	1:00.590 (2)	71.77	0.034	09:24:47.560
8 -	39.659	26.786	1:06.445	65.44	5.889	09:25:54.005
9 -	39.171	25.042	1:04.213	67.72	3.657	09:26:58.218
10 -	38.412	25.545	1:03.957	67.99	3.401	09:28:02.175
11 -	37.190	24.405	1:01.595	70.59	1.039	09:29:03.770
12 -	36.282	25.338	1:01.620	70.57	1.064	09:30:05.390

P43 41 U David ABRAHAM			Yamaha R1 - Cambridge Motorcycles			
IDEAL LAP TIME : 1:00.579		BEST LAP TIME : 1:00.579		DIFFERENCE : 0.000		
LAP	SECTOR 1	SECTOR 2	LAP TIME	MPH	DIFF	TIME OF DAY
1 -	39.929	24.759	1:04.688 (2)	67.22	4.109	09:18:28.653
2 -	37.305	23.274	1:00.579 (1)	71.78		09:19:29.232

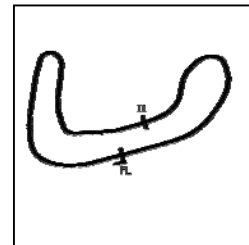
Weather / Track : Cloudy / Dry

Brands Hatch Indy
Circuit Length = 1.2079 miles
Start: 09:16 Flag 09:29 End: 09:30

BMCRC - MRO Championships 2020 - Rnd 1 @ Brands Hatch Indy

BMCRC Thunderbike Extreme & Ultra & Rookie 1000

QUALIFYING - SECTOR ANALYSIS



SECTOR 1 = FL to I1, SECTOR 2 = I1 to FL, DIFF = Difference To Personal Best Lap, P = Crossed Finish Line in Pit Lane, D = Time Disallowed

P44 88 E		George PRINOS		Ducati 996 - KAPPA PLANNING LTD			
IDEAL LAP TIME : 1:06.237		BEST LAP TIME : 1:07.323		DIFFERENCE : 1.086			
LAP	SECTOR 1	SECTOR 2	LAP TIME	MPH	DIFF	TIME OF DAY	
1 -	42.360	27.374	1:09.734	62.35	2.411	09:18:43.223	
2 -	39.845	28.137	1:07.982	63.96	0.659	09:19:51.205	
3 -	42.166	27.560	1:09.726	62.36	2.403	09:21:00.931	
4 -	40.971	27.155	1:08.126	63.83	0.803	09:22:09.057	
5 -	40.877	27.354	1:08.231	63.73	0.908	09:23:17.288	
6 -	41.213	26.882	1:08.095	63.86	0.772	09:24:25.383	
7 -	40.931	26.392	1:07.323 (1)	64.59		09:25:32.706	
8 -	40.773	27.176	1:07.949 (3)	63.99	0.626	09:26:40.655	
9 -	41.925	26.675	1:08.600	63.39	1.277	09:27:49.255	
10 -	41.096	26.943	1:08.039	63.91	0.716	09:28:57.294	
11 -	41.019	26.395	1:07.414 (2)	64.50	0.091	09:30:04.708	

Weather / Track : Cloudy / Dry

Results can be found at www.tsl-timing.com

Page 13 of 13

Brands Hatch Indy
 Circuit Length = 1.2079 miles
 Start: 09:16 Flag 09:29 End: 09:30

Printed - 09:31 Saturday, 07 March 2020

BMCRC - MRO Championships 2020 - Rnd 1 @ Brands Hatch Indy

BMCRC Thunderbike Extreme & Ultra & Rookie 1000

QUALIFYING - BEST SECTORS

SECTOR 1				SECTOR 2				IDEAL / BEST COMPARISON				
POS	NO	NAME	TIME	NO	NAME	TIME	POS	NO	NAME	IDEAL	BEST	DIFF
									PERFECT LAP	50.071		
1	71	THORNTON	30.074	71	THORNTON	19.997	1	71	THORNTON	50.071	50.071	0.000
2	22	JOHNSON	31.207	22	JOHNSON	20.412	2	22	JOHNSON	51.619	51.619	0.000
3	961	SIM	31.371	1	SAUNDERS	20.451	3	100	FRETWELL	52.044	52.044	0.000
4	100	FRETWELL	31.547	100	FRETWELL	20.497	4	961	SIM	52.280	52.298	0.018
5	33	FOUNTAIN	31.682	78	THOMAS	20.536	5	1	SAUNDERS	52.392	53.075	0.683
6	1	SAUNDERS	31.941	55	HODGINS	20.601	6	33	FOUNTAIN	52.424	52.885	0.461
7	23	ROSE	32.070	33	FOUNTAIN	20.742	7	78	THOMAS	52.836	52.868	0.032
8	10	DENT	32.085	23	ROSE	20.896	8	23	ROSE	52.966	53.362	0.396
9	82	HINNELLS	32.283	961	SIM	20.909	9	10	DENT	53.325	53.893	0.568
10	275	WILBY	32.287	70	DRINKALD	20.942	10	82	HINNELLS	53.326	53.392	0.066
11	78	THOMAS	32.300	82	HINNELLS	21.043	11	275	WILBY	53.635	53.635	0.000
12	102	FEARN	32.363	90	WATSON	21.202	12	102	FEARN	53.686	53.877	0.191
13	51	HOGARTH	32.453	10	DENT	21.240	13	55	HODGINS	53.714	53.714	0.000
14	129	CRIPPS	32.484	66	HILL	21.253	14	70	DRINKALD	53.746	54.182	0.436
15	70	DRINKALD	32.804	102	FEARN	21.323	15	129	CRIPPS	53.857	53.857	0.000
16	90	WATSON	32.817	275	WILBY	21.348	16	90	WATSON	54.019	54.066	0.047
17	63	WREN	32.872	129	CRIPPS	21.373	17	51	HOGARTH	54.169	54.209	0.040
18	115	WILLSHER	33.006	63	WREN	21.590	18	63	WREN	54.462	54.644	0.182
19	55	HODGINS	33.113	115	WILLSHER	21.624	19	115	WILLSHER	54.630	54.649	0.019
20	75	MAY	33.416	67	REDGEWICK	21.670	20	66	HILL	54.821	54.821	0.000
21	66	HILL	33.568	51	HOGARTH	21.716	21	75	MAY	55.342	55.342	0.000
22	303	NORTON	33.613	26	MAY	21.795	22	303	NORTON	55.430	55.430	0.000
23	26	MAY	33.674	303	NORTON	21.817	23	26	MAY	55.469	55.782	0.313
24	222	ROOKE	34.099	75	MAY	21.926	24	67	REDGEWICK	56.108	57.417	1.309
25	223	MAY	34.231	142	MILLER	21.926	25	142	MILLER	56.242	56.400	0.158
26	77	MAY	34.265	77	MAY	22.016	26	77	MAY	56.281	56.281	0.000
27	142	MILLER	34.316	274	LATIMER	22.376	27	222	ROOKE	56.602	56.860	0.258
28	67	REDGEWICK	34.438	222	ROOKE	22.503	28	223	MAY	56.939	56.947	0.008
29	254	WINDAS	34.571	291	HERRMANN	22.510	29	274	LATIMER	57.092	57.239	0.147
30	17	KILLWORTH	34.638	110	CLARKE	22.526	30	254	WINDAS	57.163	57.352	0.189
31	274	LATIMER	34.716	60	STERLING	22.558	31	17	KILLWORTH	57.222	57.348	0.126
32	110	CLARKE	34.729	17	KILLWORTH	22.584	32	110	CLARKE	57.255	57.452	0.197
33	60	STERLING	34.950	254	WINDAS	22.592	33	60	STERLING	57.508	57.599	0.091
34	291	HERRMANN	35.023	223	MAY	22.708	34	291	HERRMANN	57.533	57.603	0.070
35	86	LOPES	35.076	86	LOPES	22.912	35	86	LOPES	57.988	58.544	0.556
36	6	FIRTH	35.193	93	BOTTO	23.002	36	6	FIRTH	58.363	58.485	0.122
37	54	LEFT	35.648	31	SANDERSON	23.013	37	93	BOTTO	58.773	59.108	0.335
38	93	BOTTO	35.771	54	LEFT	23.165	38	54	LEFT	58.813	58.977	0.164
39	31	SANDERSON	35.853	6	FIRTH	23.170	39	31	SANDERSON	58.866	58.866	0.000
40	180	OVEL	36.091	41	ABRAHAM	23.274	40	180	OVEL	59.380	59.412	0.032
41	58	MCLEOD	36.103	180	OVEL	23.289	41	444	PARKER	1:00.130	1:00.322	0.192
42	444	PARKER	36.572	444	PARKER	23.558	42	58	MCLEOD	1:00.497	1:00.556	0.059
43	41	ABRAHAM	37.305	58	MCLEOD	24.394	43	41	ABRAHAM	1:00.579	1:00.579	0.000
44	88	PRINOS	39.845	88	PRINOS	26.392	44	88	PRINOS	1:06.237	1:07.323	1.086
45	24	REYNOLDS	45.843									

Weather / Track : Cloudy / Dry

Brands Hatch Indy

Circuit Length = 1.2079 miles

Start: 09:16 Flag 09:29 End: 09:30

Results can be found at www.tsl-timing.com

Printed - 09:31 Saturday, 07 March 2020

BMCRC - MRO Championships 2020 - Rnd 1 @ Brands Hatch Indy

BMCRC Thunderbike Extreme & Ultra & Rookie 1000

QUALIFYING - STATISTICS

Competitors Started 45
Planned Start 2020-03-07 @ 09:17:00.000
Actual Start 2020-03-07 @ 09:16:48.199
Finish Time 2020-03-07 @ 09:29:34.558
Track Length 1.2079mi.
Total Laps 472
Total Distance Covered 570.1503mi.

Session Fastest Lap History

NO	CL	NAME	LAP TIME	TIME OF DAY	LAP	VEHICLE
51	E	Michael HOGARTH	56.073	09:18:12.547	1	Honda SP1 RC-51
71	U	Ritchie THORNTON	55.708	09:18:38.602	1	Kawasaki ZX7R
1	E	Andrew SAUNDERS	53.281	09:19:14.694	2	Suzuki GSXR
71	U	Ritchie THORNTON	52.800	09:19:31.402	2	Kawasaki ZX7R
71	U	Ritchie THORNTON	52.514	09:23:06.570	6	Kawasaki ZX7R
22	R1000	Jaime JOHNSON	52.160	09:23:33.092	5	Yamaha R1M
71	U	Ritchie THORNTON	51.123	09:24:52.074	8	Kawasaki ZX7R
71	U	Ritchie THORNTON	50.071	09:29:09.563	13	Kawasaki ZX7R

Flag History

TYPE	TIME OF DAY
GREEN	09:16:48.199
FINISH	09:29:34.558

Flag Statistics

TYPE	COUNT	TOTAL LAPS	TOTAL TIME
Green	1	13	13:44.824
Red	0	0	0.000
Safety Car	0	0	0.000
FCY	0	0	0.000

BMCRC - MRO Championships 2020 - Rnd 1 @ Brands Hatch Indy

BMCRC Thunderbike Extreme & Ultra & Rookie 1000

QUALIFYING - STATISTICS

CLASS : E

17 Starters

Fastest Lap History

NO	NAME	LAP TIME	TIME OF DAY	LAP	VEHICLE
51	Michael HOGARTH	56.073	09:18:12.547	1	Honda SP1 RC-51
51	Michael HOGARTH	55.972	09:19:08.519	2	Honda SP1 RC-51
1	Andrew SAUNDERS	53.281	09:19:14.694	2	Suzuki GSXR
1	Andrew SAUNDERS	53.075	09:22:48.114	6	Suzuki GSXR
961	Jack SIM	52.935	09:27:27.967	11	Yamaha R6
961	Jack SIM	52.340	09:28:20.306	12	Yamaha R6
961	Jack SIM	52.298	09:29:12.605	13	Yamaha R6

BMCRC - MRO Championships 2020 - Rnd 1 @ Brands Hatch Indy

BMCRC Thunderbike Extreme & Ultra & Rookie 1000

QUALIFYING - STATISTICS

CLASS : U

12 Starters

Fastest Lap History

NO	NAME	LAP TIME	TIME OF DAY	LAP	VEHICLE
78	Jamie THOMAS	1:02.215	09:18:27.103	1	Suzuki GSXR 1000
71	Ritchie THORNTON	55.708	09:18:38.602	1	Kawasaki ZX7R
78	Jamie THOMAS	55.639	09:19:22.737	2	Suzuki GSXR 1000
71	Ritchie THORNTON	52.800	09:19:31.402	2	Kawasaki ZX7R
71	Ritchie THORNTON	52.514	09:23:06.570	6	Kawasaki ZX7R
71	Ritchie THORNTON	51.123	09:24:52.074	8	Kawasaki ZX7R
71	Ritchie THORNTON	50.071	09:29:09.563	13	Kawasaki ZX7R

Weather / Track : Cloudy / Dry

Results can be found at www.tsl-timing.com

Page 3 of 4

Brands Hatch Indy
Circuit Length = 1.2079 miles
Start: 09:16 Flag 09:29 End: 09:30

Printed - 09:31 Saturday, 07 March 2020

BMCRC - MRO Championships 2020 - Rnd 1 @ Brands Hatch Indy

BMCRC Thunderbike Extreme & Ultra & Rookie 1000

QUALIFYING - STATISTICS

CLASS : R1000

16 Starters

Fastest Lap History

NO	NAME	LAP TIME	TIME OF DAY	LAP	VEHICLE
222	Phil ROOKE	1:11.520	09:18:34.364	1	Honda CBR1000RR
58	Ian MCLEOD	1:04.379	09:18:34.492	1	Honda CBR1000RR
70	Chris DRINKALD	59.206	09:18:44.901	1	Kawasaki ZX10RR
70	Chris DRINKALD	56.688	09:19:41.589	2	Kawasaki ZX10RR
100	Kenny FRETWELL	56.212	09:19:45.022	2	Suzuki GSXR 1000
33	Tony FOUNTAIN	54.215	09:20:15.634	2	Yamaha R1
33	Tony FOUNTAIN	53.629	09:22:06.872	4	Yamaha R1
33	Tony FOUNTAIN	53.514	09:23:00.381	5	Yamaha R1
22	Jaime JOHNSON	52.160	09:23:33.092	5	Yamaha R1M
22	Jaime JOHNSON	51.619	09:26:09.745	8	Yamaha R1M

BMCRC - MRO Championships 2020 - Rnd 1 @ Brands Hatch Indy

BMCRC Thunderbike Extreme & Ultra

RACE 2 - GRID (10 Laps)



ROW 12	36		35		34	707 Alex SYMON			
ROW 11		1:00.579	33	41 David ABRAHAM	32	17 Jordan KILLWORTH	31	142 Scott MILLER	56.400
ROW 10		55.430	30	303 Adam NORTON	29	115 Albert WILLISHER	28	63 Matthew WREN	54.644
ROW 9		53.877	27	102 James FEARN	26	275 Mark WILBY	25	82 Matt HINNELLS	53.392
ROW 8		53.362	24	23 Justin ROSE	23	78 Jamie THOMAS	22	71 Ritchie THORNTON	50.071
ROW 7			21		20		19		
ROW 6			18	18 Stuart ALBON	17	24 Mark REYNOLDS	16	88 George PRINOS	1:07.323
ROW 5		1:00.322	15	444 Tony PARKER	14	31 Pete SANDERSON	13	6 Andrew FIRTH	58.485
ROW 4		57.603	12	291 Aaron HERRMANN	11	254 Rick WINDAS	10	223 Matthew MAY	56.947
ROW 3		56.281	9	77 David MAY	8	26 Richard MAY	7	75 Stewart MAY	55.342
ROW 2		54.209	6	51 Michael HOGARTH	5	90 Edward WATSON	4	129 Derek CRIPPS	53.857
ROW 1		53.714	3	55 Nick HODGINS	2	1 Andrew SAUNDERS	1	961 Jack SIM	52.298
									Pole

Brands Hatch Indy
Circuit Length = 1.2079 miles

These results are provisional until the conclusion of any judicial and technical matters.

Clerk Of Course :	Steward :	Timekeeper :
-------------------	-----------	--------------

Results can be found at www.tsl-timing.com

Printed - 09:33 Saturday, 07 March 2020



BMCRC - MRO Championships 2020 - Rnd 1 @ Brands Hatch Indy

BMCRC Thunderbike Extreme & Ultra

RACE 2 - CLASSIFICATION



POS	NO	CL	PIC NAME	ENTRY	LAPS	TIME	GAP	DIFF	MPH	BEST	ON
1	71	U	1 Ritchie THORNTON	Kawasaki ZX7R - Team 71	10	8:36.884			84.13	49.817	6
2	1	E	1 Andrew SAUNDERS	Suzuki GSXR - SDC PERFORMANCE	10	8:39.479	2.595	2.595	83.71	50.807	6
3	961	E	2 Jack SIM	Yamaha R6 - ALLIUM by David Stead Landscapes /	10	8:43.554	6.670	4.075	83.05	51.432	7
4	77	E	3 David MAY	Suzuki GSXR 750 K1 - ELP Racing	10	8:44.162	7.278	0.608	82.96	51.304	7
5	82	U	2 Matt HINNELLS	Yamaha R1 - Bears repairs/Jamie Vale Carpentry	10	8:44.531	7.647	0.369	82.90	51.249	7
6	90	E	4 Edward WATSON	Yamaha R6 - Motorsportdays.com TEA Time Racing	10	8:50.380	13.496	5.849	81.99	52.118	5
7	78	U	3 Jamie THOMAS	Suzuki GSXR 1000 - Team RubyRacing	10	8:57.012	20.128	6.632	80.97	52.075	4
8	55	E	5 Nick HODGINS	Suzuki GSXR 750 - Dad, Claire, Super Sam, ASR	10	8:58.724	21.840	1.712	80.72	52.492	5
9	129	E	6 Derek CRIPPS	Yamaha R1 - Kelly Cripps	10	9:00.627	23.743	1.903	80.43	53.041	7
10	41	U	4 David ABRAHAM	Yamaha R1 - Cambridge Motorcycles	10	9:03.407	26.523	2.780	80.02	52.524	5
11	102	U	5 James FEARN	Suzuki GSXR1000 -	10	9:05.031	28.147	1.624	79.78	52.959	10
12	75	E	7 Stewart MAY	Honda CBR600F3 - Too Many Mays Racing	10	9:08.409	31.525	3.378	79.29	53.202	10
13	51	E	8 Michael HOGARTH	Honda SP1 RC-51 - WHR Racing	10	9:10.225	33.341	1.816	79.03	53.826	2
14	275	U	6 Mark WILBY	Suzuki GSXR1000 -	10	9:11.774	34.890	1.549	78.81	53.134	5
15	63	U	7 Matthew WREN	Suzuki GSXR - TBR performance	10	9:23.467	46.583	11.693	77.17	53.538	9
16	142	U	8 Scott MILLER	Suzuki GSXR - Autoenhance colchester	10	9:31.058	54.174	7.591	76.14	54.285	9
17	223	E	9 Matthew MAY	Honda CBR600F3 - Mays Racing	9	8:37.508	1 Lap	1 Lap	75.62	55.521	6
18	17	U	9 Jordan KILLWORTH	Kawasaki ZX-10R -	9	8:38.222	1 Lap	0.714	75.52	55.571	6
19	303	U	10 Adam NORTON	Honda CBR1000RR - NRC	9	8:38.980	1 Lap	0.758	75.41	55.394	5
20	291	E	10 Aaron HERRMANN	Yamaha R1 -	9	8:39.551	1 Lap	0.571	75.32	54.664	5
21	24	E	11 Mark REYNOLDS	Aprilia MILLE -	9	8:47.549	1 Lap	7.998	74.18	55.951	9
22	6	E	12 Andrew FIRTH	Yamaha YZF-R1 - LTRmotorcycles.co.uk	9	8:49.373	1 Lap	1.824	73.93	57.587	6
23	115	U	11 Albert WILLISHER	Suzuki GSXR 1000 - willsher machinery ltd	9	8:50.169	1 Lap	0.796	73.82	55.688	6
24	31	E	13 Pete SANDERSON	Suzuki GSXR750 - MBC Despatch Racing	9	8:57.807	1 Lap	7.638	72.77	57.901	6
25	444	E	14 Tony PARKER	Suzuki SV650 - Emerald Elevators/PriceLess Copies	9	9:09.589	1 Lap	11.782	71.21	59.555	6
26	88	E	15 George PRINOS	Ducati 996 - KAPPA PLANNING LTD	8	8:41.091	2 Laps	1 Lap	66.76	1:02.845	8

NOT CLASSIFIED

DNF	254	E	Rick WINDAS	Ducati 998 - Army Medical Services	6	5:44.896	4 Laps	2 Laps	75.65	55.739	2
DNF	23	U	Justin ROSE	Yamaha R1 -	6	5:45.656	4 Laps	0.760	75.48	53.228	6
DNF	26	E	Richard MAY	Honda CBR600FX - Many Mays Racing	0						

FASTEST LAP

	71	U	Ritchie THORNTON	Kawasaki ZX7R - Team 71	6	49.817		87.29 mph	140.48 kph		
	1	E	Andrew SAUNDERS	Suzuki GSXR - SDC PERFORMANCE	6	50.807		85.59 mph	137.74 kph		

Class U - 92.5% of Race Speed = 77.82 mph

Class E - 92.5% of Race Speed = 77.43 mph

Brands Hatch Indy
Circuit Length = 1.2079 miles
Start: 12:16 Flag 12:24 End: 12:25

Weather / Track : Cloudy / Dry

These results are provisional until the conclusion of any judicial and technical matters.

Clerk Of Course :	Steward :	Timekeeper :
-------------------	-----------	--------------

Results can be found at www.tsl-timing.com

Printed - 12:25 Saturday, 07 March 2020



BMCRC - MRO Championships 2020 - Rnd 1 @ Brands Hatch Indy

BMCRC Thunderbike Extreme & Ultra

RACE 2 - LAP CHART

LAP 1 @ 12:16:58.261		
NO	BEHIND	LAP TIME

1		56.479
961	0.958	57.437
77	1.623	58.102
90	1.717	58.196
71	1.856	58.335
82	3.218	59.697
129	3.285	59.764
51	3.553	1:00.032
55	3.855	1:00.334
75	4.798	1:01.277
254	6.093	1:02.572
78	7.200	1:03.679
6	8.055	1:04.534
275	8.130	1:04.609
223	8.430	1:04.909
102	8.740	1:05.219
291	8.772	1:05.251
142	8.931	1:05.410
41	9.538	1:06.017
63	10.071	1:06.550
303	10.251	1:06.730
23	10.360	1:06.839
31	10.730	1:07.209
17	10.778	1:07.257
444	11.903	1:08.382
24	11.977	1:08.456
115	13.154	1:09.633
88	14.853	1:11.332

LAP 2 @ 12:17:49.937		
NO	BEHIND	LAP TIME

1		51.676
961	1.909	52.627
71	2.059	51.879
77	2.731	52.784
90	2.835	52.794
82	3.671	52.129
129	5.109	53.500
55	5.558	53.379
51	5.703	53.826
75	7.647	54.525
78	8.659	53.135
254	10.156	55.739
275	10.890	54.436
102	10.984	53.920
41	11.438	53.576
6	14.421	58.042
223	14.498	57.744
291	14.737	57.641
142	15.004	57.749
63	15.161	56.766
23	15.262	56.578
303	15.445	56.870
17	16.390	57.288
31	17.267	58.213
24	17.458	57.157
444	20.401	1:00.174
115	22.110	1:00.632
88	27.089	1:03.912

Weather / Track : Cloudy / Dry

Results can be found at www.tsl-timing.com

LAP 3 @ 12:18:41.461		
NO	BEHIND	LAP TIME

1		51.524
71	1.546	51.011
961	2.418	52.033
77	2.706	51.499
82	3.632	51.485
90	3.843	52.532
129	6.881	53.296
55	6.943	52.909
51	8.365	54.186
78	9.352	52.217
75	10.883	54.760
102	12.667	53.207
41	12.985	53.071
254	14.833	56.201
275	14.900	55.534
223	20.089	57.115
291	20.910	57.697
63	21.367	57.730
6	21.395	58.498
142	21.445	57.965
303	21.512	57.591
23	21.633	57.895
17	21.761	56.895
31	23.677	57.934
24	23.711	57.777
115	29.637	59.051
444	29.644	1:00.767
88	39.779	1:04.214

LAP 4 @ 12:19:32.571		
NO	BEHIND	LAP TIME

1		51.110
71	0.653	50.217
961	2.892	51.584
77	2.929	51.333
82	4.114	51.592
90	5.154	52.421
55	8.896	53.063
129	8.995	53.224
78	10.317	52.075
51	11.517	54.262
75	14.527	54.754
102	14.545	52.988
41	14.661	52.786
275	17.465	53.675
254	20.131	56.408
63	25.569	55.312
291	26.438	56.638
223	26.581	57.602
23	26.768	56.245
17	26.879	56.228
142	27.142	56.807
303	27.260	56.858
6	29.463	59.178
24	29.602	57.001
31	32.021	59.454
115	35.773	57.246
444	38.857	1:00.323

LAP 5 @ 12:20:23.586		
NO	BEHIND	LAP TIME

1		51.015
71	0.115	50.477
88	1 Lap	1:04.254
961	3.566	51.689
77	3.584	51.670
82	4.387	51.288
90	6.257	52.118
55	10.373	52.492
78	11.702	52.400
129	11.789	53.809
51	14.492	53.990
41	16.170	52.524
102	17.001	53.471
75	17.372	53.860
275	19.584	53.134
254	26.006	56.890
63	29.400	54.846
291	30.087	54.664
23	30.624	54.871
223	31.570	56.004
17	31.580	55.716
303	31.639	55.394
142	31.842	55.715
6	36.039	57.591
24	36.451	57.864
31	39.093	58.087
115	41.612	56.854
444	48.169	1:00.327

LAP 6 @ 12:21:13.518		
NO	BEHIND	LAP TIME

71		49.817
1	0.875	50.807
961	5.342	51.708
77	6.054	52.402
82	6.244	51.789
90	8.480	52.155
55	14.187	53.746
78	14.786	53.016
129	15.397	53.540
88	1 Lap	1:04.519
51	18.786	54.226
41	18.853	52.615
102	20.665	53.596
75	21.140	53.700
275	23.416	53.764
254	33.160	57.086
63	33.504	54.036
23	33.920	53.228
291	35.666	55.511
223	37.159	55.521
17	37.219	55.571
303	37.253	55.546
142	37.626	55.716
6	43.694	57.587
24	43.914	57.395
31	47.062	57.901
115	47.368	55.688

LAP 7 @ 12:22:04.004		
NO	BEHIND	LAP TIME

71		50.486
1	1.325	50.936
961	6.288	51.432
77	6.872	51.304
82	7.007	51.249
444	1 Lap	59.555
90	10.403	52.409
78	16.854	52.554
55	16.912	53.211
129	17.952	53.041
41	21.227	52.860
51	23.204	54.904
102	23.371	53.192
75	24.153	53.499
275	28.644	55.714
88	1 Lap	1:04.608
63	37.329	54.311
291	42.443	57.263
17	42.769	56.036
223	42.819	56.146
142	43.015	55.875
303	43.225	56.458
6	51.417	58.209

LAP 8 @ 12:22:55.450		
NO	BEHIND	LAP TIME

71		51.446
24	1 Lap	58.299
1	2.044	52.165
115	1 Lap	58.084
31	1 Lap	59.611
961	6.606	51.764
77	6.982	51.556
82	7.298	51.737
90	11.983	53.026
444	1 Lap	1:00.456
78	17.865	52.457
55	19.216	53.750
129	20.392	53.886
41	23.319	53.538
102	25.415	53.490
51	26.867	55.109
75	26.898	54.191
275	31.062	53.864
63	42.366	56.483
88	1 Lap	1:05.407
291	47.789	56.792
223	47.973	56.600
142	48.023	56.454
17	48.274	56.951
303	48.390	56.611

LAP 9 @ 12:23:46.136		
NO	BEHIND	LAP TIME

71		50.686
1	3.565	52.207
6	1 Lap	57.861
24	1 Lap	57.649
961	7.476	51.556
77	8.188	51.892
82	8.437	51.825

115	1 Lap	55.765
31	1 Lap	59.342
90	13.828	52.531
78	20.549	53.370
55	21.668	53.138
129	23.212	53.506
41	25.464	52.831
444	1 Lap	59.845
102	27.718	52.989
75	30.853	54.641
51	31.067	54.886
275	33.928	53.552
63	45.218	53.538
142	51.622	54.285

LAP 10 @ 12:24:38.666		
NO	BEHIND	LAP TIME

71		52.530
223	1 Lap	55.867
17	1 Lap	56.280
303	1 Lap	56.922
1	2.595	51.560
291	1 Lap	58.094
88	2 Laps	1:02.845
961	6.670	51.724
77	7.278	51.620
82	7.647	51.740
24	1 Lap	55.951
6	1 Lap	57.873
115	1 Lap	57.216
90	13.496	52.198
78	20.128	52.109
31	1 Lap	1:00.056
55	21.840	52.702
129	23.743	53.061
41	26.523	53.589
102	28.147	52.959
75	31.525	53.202
444	1 Lap	59.760
51	33.341	54.804
275	34.890	53.492
63	46.583	53.895
142	54.174	55.082

Brands Hatch Indy

Circuit Length = 1.2079 miles

Start: 12:16 Flag 12:24 End: 12:25

BMCRC - MRO Championships 2020 - Rnd 1 @ Brands Hatch Indy

BMCRC Thunderbike Extreme & Ultra

RACE 2 - SECTOR ANALYSIS



SECTOR 1 = FL to I1, SECTOR 2 = I1 to FL, DIFF = Difference To Personal Best Lap, P = Crossed Finish Line in Pit Lane, D = Time Disallowed

P1 71 U		Ritchie THORNTON		Kawasaki ZX7R - Team 71		
IDEAL LAP TIME : 49.817		BEST LAP TIME : 49.817		DIFFERENCE : 0.000		
LAP	SECTOR 1	SECTOR 2	LAP TIME	MPH	DIFF	TIME OF DAY
1 -		20.687	58.335	74.54	8.518	12:17:00.117
2 -	31.554	20.325	51.879	83.82	2.062	12:17:51.996
3 -	30.893	20.118	51.011	85.24	1.194	12:18:43.007
4 -	30.218	19.999	50.217 (2)	86.59	0.400	12:19:33.224
5 -	30.377	20.100	50.477 (3)	86.15	0.660	12:20:23.701
6 -	29.923	19.894	49.817 (1)	87.29		12:21:13.518
7 -	30.561	19.925	50.486	86.13	0.669	12:22:04.004
8 -	31.283	20.163	51.446	84.52	1.629	12:22:55.450
9 -	30.537	20.149	50.686	85.79	0.869	12:23:46.136
10 -	31.725	20.805	52.530	82.78	2.713	12:24:38.666

P2 1 E		Andrew SAUNDERS		Suzuki GSXR - SDC PERFORMANCE		
IDEAL LAP TIME : 50.807		BEST LAP TIME : 50.807		DIFFERENCE : 0.000		
LAP	SECTOR 1	SECTOR 2	LAP TIME	MPH	DIFF	TIME OF DAY
1 -		20.650	56.479	76.99	5.672	12:16:58.261
2 -	31.331	20.345	51.676	84.15	0.869	12:17:49.937
3 -	31.089	20.435	51.524	84.39	0.717	12:18:41.461
4 -	30.890	20.220	51.110	85.08	0.303	12:19:32.571
5 -	30.762	20.253	51.015 (3)	85.24	0.208	12:20:23.586
6 -	30.733	20.074	50.807 (1)	85.59		12:21:14.393
7 -	30.828	20.108	50.936 (2)	85.37	0.129	12:22:05.329
8 -	31.270	20.895	52.165	83.36	1.358	12:22:57.494
9 -	31.881	20.326	52.207	83.29	1.400	12:23:49.701
10 -	30.964	20.596	51.560	84.34	0.753	12:24:41.261

P3 961 E		Jack SIM		Yamaha R6 - ALLIUM by David Stead Landscapes / Platform Lif		
IDEAL LAP TIME : 51.204		BEST LAP TIME : 51.432		DIFFERENCE : 0.228		
LAP	SECTOR 1	SECTOR 2	LAP TIME	MPH	DIFF	TIME OF DAY
1 -		21.150	57.437	75.71	6.005	12:16:59.219
2 -	31.746	20.881	52.627	82.63	1.195	12:17:51.846
3 -	31.159	20.874	52.033	83.57	0.601	12:18:43.879
4 -	31.084	20.500	51.584 (3)	84.30	0.152	12:19:35.463
5 -	31.181	20.508	51.689	84.13	0.257	12:20:27.152
6 -	31.201	20.507	51.708	84.09	0.276	12:21:18.860
7 -	30.704	20.728	51.432 (1)	84.55		12:22:10.292
8 -	31.111	20.653	51.764	84.00	0.332	12:23:02.056
9 -	30.931	20.625	51.556 (2)	84.34	0.124	12:23:53.612
10 -	30.952	20.772	51.724	84.07	0.292	12:24:45.336

P4 77 E		David MAY		Suzuki GSXR 750 K1 - ELP Racing		
IDEAL LAP TIME : 50.965		BEST LAP TIME : 51.304		DIFFERENCE : 0.339		
LAP	SECTOR 1	SECTOR 2	LAP TIME	MPH	DIFF	TIME OF DAY
1 -		20.759	58.102	74.84	6.798	12:16:59.884
2 -	32.211	20.573	52.784	82.38	1.480	12:17:52.668
3 -	31.069	20.430	51.499 (3)	84.44	0.195	12:18:44.167
4 -	31.015	20.318	51.333 (2)	84.71	0.029	12:19:35.500
5 -	31.265	20.405	51.670	84.16	0.366	12:20:27.170
6 -	32.041	20.361	52.402	82.98	1.098	12:21:19.572
7 -	30.771	20.533	51.304 (1)	84.76		12:22:10.876
8 -	31.362	20.194	51.556	84.34	0.252	12:23:02.432
9 -	31.036	20.856	51.892	83.80	0.588	12:23:54.324
10 -	31.184	20.436	51.620	84.24	0.316	12:24:45.944

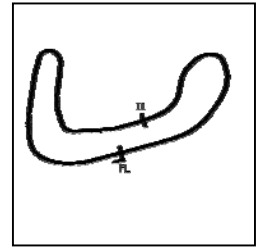
Weather / Track : Cloudy / Dry

Brands Hatch Indy
Circuit Length = 1.2079 miles
Start: 12:16 Flag 12:24 End: 12:25

BMCRC - MRO Championships 2020 - Rnd 1 @ Brands Hatch Indy

BMCRC Thunderbike Extreme & Ultra

RACE 2 - SECTOR ANALYSIS



SECTOR 1 = FL to I1, SECTOR 2 = I1 to FL, DIFF = Difference To Personal Best Lap, P = Crossed Finish Line in Pit Lane, D = Time Disallowed

P5 82 U		Matt HINNELLS		Yamaha R1 - Bears repairs/Jamie Vale Carpentry		
IDEAL LAP TIME : 51.070		BEST LAP TIME : 51.249		DIFFERENCE : 0.179		
LAP	SECTOR 1	SECTOR 2	LAP TIME	MPH	DIFF	TIME OF DAY
1 -		20.985	59.697	72.84	8.448	12:17:01.479
2 -	31.670	20.459	52.129	83.42	0.880	12:17:53.608
3 -	31.121	20.364	51.485 (3)	84.46	0.236	12:18:45.093
4 -	31.269	20.323	51.592	84.28	0.343	12:19:36.685
5 -	30.966	20.322	51.288 (2)	84.78	0.039	12:20:27.973
6 -	31.435	20.354	51.789	83.96	0.540	12:21:19.762
7 -	31.145	20.104	51.249 (1)	84.85		12:22:11.011
8 -	31.594	20.143	51.737	84.05	0.488	12:23:02.748
9 -	31.499	20.326	51.825	83.90	0.576	12:23:54.573
10 -	31.320	20.420	51.740	84.04	0.491	12:24:46.313

P6 90 E		Edward WATSON		Yamaha R6 - Motorsportdays.com TEA Time Racing		
IDEAL LAP TIME : 52.085		BEST LAP TIME : 52.118		DIFFERENCE : 0.033		
LAP	SECTOR 1	SECTOR 2	LAP TIME	MPH	DIFF	TIME OF DAY
1 -		21.049	58.196	74.72	6.078	12:16:59.978
2 -	31.742	21.052	52.794	82.36	0.676	12:17:52.772
3 -	31.699	20.833	52.532	82.78	0.414	12:18:45.304
4 -	31.649	20.772	52.421	82.95	0.303	12:19:37.725
5 -	31.467	20.651	52.118 (1)	83.43		12:20:29.843
6 -	31.456	20.699	52.155 (2)	83.37	0.037	12:21:21.998
7 -	31.656	20.753	52.409	82.97	0.291	12:22:14.407
8 -	32.333	20.693	53.026	82.00	0.908	12:23:07.433
9 -	31.843	20.688	52.531	82.78	0.413	12:23:59.964
10 -	31.434	20.764	52.198 (3)	83.30	0.080	12:24:52.162

P7 78 U		Jamie THOMAS		Suzuki GSXR 1000 - Team RubyRacing		
IDEAL LAP TIME : 51.974		BEST LAP TIME : 52.075		DIFFERENCE : 0.101		
LAP	SECTOR 1	SECTOR 2	LAP TIME	MPH	DIFF	TIME OF DAY
1 -		21.781	1:03.679	68.28	11.604	12:17:05.461
2 -	32.253	20.882	53.135	81.84	1.060	12:17:58.596
3 -	31.521	20.696	52.217 (3)	83.27	0.142	12:18:50.813
4 -	31.545	20.530	52.075 (1)	83.50		12:19:42.888
5 -	31.579	20.821	52.400	82.98	0.325	12:20:35.288
6 -	32.086	20.930	53.016	82.02	0.941	12:21:28.304
7 -	31.888	20.666	52.554	82.74	0.479	12:22:20.858
8 -	31.871	20.586	52.457	82.89	0.382	12:23:13.315
9 -	32.790	20.580	53.370	81.48	1.295	12:24:06.685
10 -	31.444	20.665	52.109 (2)	83.45	0.034	12:24:58.794

P8 55 E		Nick HODGINS		Suzuki GSXR 750 - Dad, Claire, Super Sam, ASR		
IDEAL LAP TIME : 52.452		BEST LAP TIME : 52.492		DIFFERENCE : 0.040		
LAP	SECTOR 1	SECTOR 2	LAP TIME	MPH	DIFF	TIME OF DAY
1 -		21.020	1:00.334	72.07	7.842	12:17:02.116
2 -	32.479	20.900	53.379	81.46	0.887	12:17:55.495
3 -	31.937	20.972	52.909 (3)	82.19	0.417	12:18:48.404
4 -	32.256	20.807	53.063	81.95	0.571	12:19:41.467
5 -	31.951	20.541	52.492 (1)	82.84		12:20:33.959
6 -	32.452	21.294	53.746	80.91	1.254	12:21:27.705
7 -	32.256	20.955	53.211	81.72	0.719	12:22:20.916
8 -	33.124	20.626	53.750	80.90	1.258	12:23:14.666
9 -	32.509	20.629	53.138	81.83	0.646	12:24:07.804
10 -	32.187	20.515	52.702 (2)	82.51	0.210	12:25:00.506

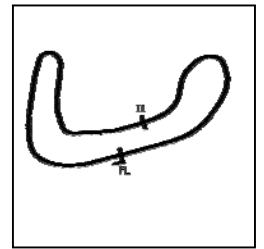
Weather / Track : Cloudy / Dry

Brands Hatch Indy
Circuit Length = 1.2079 miles
Start: 12:16 Flag 12:24 End: 12:25

BMCRC - MRO Championships 2020 - Rnd 1 @ Brands Hatch Indy

BMCRC Thunderbike Extreme & Ultra

RACE 2 - SECTOR ANALYSIS



SECTOR 1 = FL to I1, SECTOR 2 = I1 to FL, DIFF = Difference To Personal Best Lap, P = Crossed Finish Line in Pit Lane, D = Time Disallowed

P9 129 E Derek CRIPPS			Yamaha R1 - Kelly Cripps			
IDEAL LAP TIME : 52.958		BEST LAP TIME : 53.041	DIFFERENCE : 0.083			
LAP	SECTOR 1	SECTOR 2	LAP TIME	MPH	DIFF	TIME OF DAY
1 -		21.737	59.764	72.76	6.723	12:17:01.546
2 -	32.327	21.173	53.500	81.28	0.459	12:17:55.046
3 -	31.899	21.397	53.296	81.59	0.255	12:18:48.342
4 -	32.033	21.191	53.224 (3)	81.70	0.183	12:19:41.566
5 -	32.540	21.269	53.809	80.81	0.768	12:20:35.375
6 -	31.785	21.755	53.540	81.22	0.499	12:21:28.915
7 -	31.845	21.196	53.041 (1)	81.98		12:22:21.956
8 -	32.522	21.364	53.886	80.70	0.845	12:23:15.842
9 -	32.226	21.280	53.506	81.27	0.465	12:24:09.348
10 -	31.794	21.267	53.061 (2)	81.95	0.020	12:25:02.409

P10 41 U David ABRAHAM			Yamaha R1 - Cambridge Motorcycles			
IDEAL LAP TIME : 52.120		BEST LAP TIME : 52.524	DIFFERENCE : 0.404			
LAP	SECTOR 1	SECTOR 2	LAP TIME	MPH	DIFF	TIME OF DAY
1 -		22.178	1:06.017	65.87	13.493	12:17:07.799
2 -	32.561	21.015	53.576	81.16	1.052	12:18:01.375
3 -	32.423	20.648	53.071	81.93	0.547	12:18:54.446
4 -	32.059	20.727	52.786 (3)	82.38	0.262	12:19:47.232
5 -	32.024	20.500	52.524 (1)	82.79		12:20:39.756
6 -	31.620	20.995	52.615 (2)	82.64	0.091	12:21:32.371
7 -	32.086	20.774	52.860	82.26	0.336	12:22:25.231
8 -	32.565	20.973	53.538	81.22	1.014	12:23:18.769
9 -	31.826	21.005	52.831	82.31	0.307	12:24:11.600
10 -	32.416	21.173	53.589	81.14	1.065	12:25:05.189

P11 102 U James FEARN			Suzuki GSXR1000 -			
IDEAL LAP TIME : 52.830		BEST LAP TIME : 52.959	DIFFERENCE : 0.129			
LAP	SECTOR 1	SECTOR 2	LAP TIME	MPH	DIFF	TIME OF DAY
1 -		22.356	1:05.219	66.67	12.260	12:17:07.001
2 -	32.908	21.012	53.920	80.64	0.961	12:18:00.921
3 -	32.301	20.906	53.207	81.72	0.248	12:18:54.128
4 -	32.098	20.890	52.988 (2)	82.06	0.029	12:19:47.116
5 -	32.210	21.261	53.471	81.32	0.512	12:20:40.587
6 -	32.523	21.073	53.596	81.13	0.637	12:21:34.183
7 -	32.427	20.765	53.192	81.75	0.233	12:22:27.375
8 -	32.401	21.089	53.490	81.29	0.531	12:23:20.865
9 -	32.065	20.924	52.989 (3)	82.06	0.030	12:24:13.854
10 -	32.094	20.865	52.959 (1)	82.11		12:25:06.813

P12 75 E Stewart MAY			Honda CBR600F3 - Too Many Mays Racing			
IDEAL LAP TIME : 53.178		BEST LAP TIME : 53.202	DIFFERENCE : 0.024			
LAP	SECTOR 1	SECTOR 2	LAP TIME	MPH	DIFF	TIME OF DAY
1 -		21.704	1:01.277	70.96	8.075	12:17:03.059
2 -	32.936	21.589	54.525	79.75	1.323	12:17:57.584
3 -	32.414	22.346	54.760	79.41	1.558	12:18:52.344
4 -	32.935	21.819	54.754	79.42	1.552	12:19:47.098
5 -	32.711	21.149	53.860	80.73	0.658	12:20:40.958
6 -	32.544	21.156	53.700 (3)	80.97	0.498	12:21:34.658
7 -	32.408	21.091	53.499 (2)	81.28	0.297	12:22:28.157
8 -	32.982	21.209	54.191	80.24	0.989	12:23:22.348
9 -	33.266	21.375	54.641	79.58	1.439	12:24:16.989
10 -	32.087	21.115	53.202 (1)	81.73		12:25:10.191

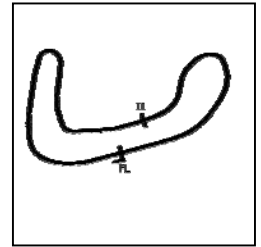
Weather / Track : Cloudy / Dry

Brands Hatch Indy
Circuit Length = 1.2079 miles
Start: 12:16 Flag 12:24 End: 12:25

BMCRC - MRO Championships 2020 - Rnd 1 @ Brands Hatch Indy

BMCRC Thunderbike Extreme & Ultra

RACE 2 - SECTOR ANALYSIS



SECTOR 1 = FL to I1, SECTOR 2 = I1 to FL, DIFF = Difference To Personal Best Lap, P = Crossed Finish Line in Pit Lane, D = Time Disallowed

P13 51 E		Michael HOGARTH		Honda SP1 RC-51 - WHR Racing		
IDEAL LAP TIME : 53.604		BEST LAP TIME : 53.826		DIFFERENCE : 0.222		
LAP	SECTOR 1	SECTOR 2	LAP TIME	MPH	DIFF	TIME OF DAY
1 -		21.575	1:00.032	72.43	6.206	12:17:01.814
2 -	32.563	21.263	53.826 (1)	80.79		12:17:55.640
3 -	32.733	21.453	54.186 (3)	80.25	0.360	12:18:49.826
4 -	32.484	21.778	54.262	80.14	0.436	12:19:44.088
5 -	32.341	21.649	53.990 (2)	80.54	0.164	12:20:38.078
6 -	32.418	21.808	54.226	80.19	0.400	12:21:32.304
7 -	33.427	21.477	54.904	79.20	1.078	12:22:27.208
8 -	33.624	21.485	55.109	78.90	1.283	12:23:22.317
9 -	32.997	21.889	54.886	79.22	1.060	12:24:17.203
10 -	33.287	21.517	54.804	79.34	0.978	12:25:12.007

P14 275 U		Mark WILBY		Suzuki GSXR1000 -		
IDEAL LAP TIME : 53.084		BEST LAP TIME : 53.134		DIFFERENCE : 0.050		
LAP	SECTOR 1	SECTOR 2	LAP TIME	MPH	DIFF	TIME OF DAY
1 -		22.957	1:04.609	67.30	11.475	12:17:06.391
2 -	33.033	21.403	54.436	79.88	1.302	12:18:00.827
3 -	33.326	22.208	55.534	78.30	2.400	12:18:56.361
4 -	32.405	21.270	53.675	81.01	0.541	12:19:50.036
5 -	31.822	21.312	53.134 (1)	81.84		12:20:43.170
6 -	32.234	21.530	53.764	80.88	0.630	12:21:36.934
7 -	32.475	23.239	55.714	78.05	2.580	12:22:32.648
8 -	32.602	21.262	53.864	80.73	0.730	12:23:26.512
9 -	32.271	21.281	53.552 (3)	81.20	0.418	12:24:20.064
10 -	32.186	21.306	53.492 (2)	81.29	0.358	12:25:13.556

P15 63 U		Matthew WREN		Suzuki GSXR - TBR performance		
IDEAL LAP TIME : 53.538		BEST LAP TIME : 53.538		DIFFERENCE : 0.000		
LAP	SECTOR 1	SECTOR 2	LAP TIME	MPH	DIFF	TIME OF DAY
1 -		23.058	1:06.550	65.34	13.012	12:17:08.332
2 -	34.026	22.740	56.766	76.60	3.228	12:18:05.098
3 -	34.723	23.007	57.730	75.32	4.192	12:19:02.828
4 -	33.618	21.694	55.312	78.61	1.774	12:19:58.140
5 -	33.137	21.709	54.846	79.28	1.308	12:20:52.986
6 -	32.723	21.313	54.036 (3)	80.47	0.498	12:21:47.022
7 -	32.878	21.433	54.311	80.06	0.773	12:22:41.333
8 -	33.283	23.200	56.483	76.98	2.945	12:23:37.816
9 -	32.278	21.260	53.538 (1)	81.22		12:24:31.354
10 -	32.408	21.487	53.895 (2)	80.68	0.357	12:25:25.249

P16 142 U		Scott MILLER		Suzuki GSXR - Autoenhance colchester		
IDEAL LAP TIME : 54.285		BEST LAP TIME : 54.285		DIFFERENCE : 0.000		
LAP	SECTOR 1	SECTOR 2	LAP TIME	MPH	DIFF	TIME OF DAY
1 -		22.827	1:05.410	66.48	11.125	12:17:07.192
2 -	34.899	22.850	57.749	75.30	3.464	12:18:04.941
3 -	35.078	22.887	57.965	75.02	3.680	12:19:02.906
4 -	34.446	22.361	56.807	76.55	2.522	12:19:59.713
5 -	34.085	21.630	55.715 (3)	78.05	1.430	12:20:55.428
6 -	33.799	21.917	55.716	78.04	1.431	12:21:51.144
7 -	34.039	21.836	55.875	77.82	1.590	12:22:47.019
8 -	34.884	21.570	56.454	77.02	2.169	12:23:43.473
9 -	33.175	21.110	54.285 (1)	80.10		12:24:37.758
10 -	33.531	21.551	55.082 (2)	78.94	0.797	12:25:32.840

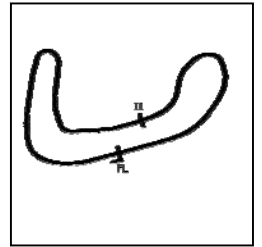
Weather / Track : Cloudy / Dry

Brands Hatch Indy
Circuit Length = 1.2079 miles
Start: 12:16 Flag 12:24 End: 12:25

BMCRC - MRO Championships 2020 - Rnd 1 @ Brands Hatch Indy

BMCRC Thunderbike Extreme & Ultra

RACE 2 - SECTOR ANALYSIS



SECTOR 1 = FL to I1, SECTOR 2 = I1 to FL, DIFF = Difference To Personal Best Lap, P = Crossed Finish Line in Pit Lane, D = Time Disallowed

P17 223 E		Matthew MAY		Honda CBR600F3 - Mays Racing			
IDEAL LAP TIME : 55.318		BEST LAP TIME : 55.521		DIFFERENCE : 0.203			
LAP	SECTOR 1	SECTOR 2	LAP TIME	MPH	DIFF	TIME OF DAY	
1 -		23.055	1:04.909	66.99	9.388	12:17:06.691	
2 -	35.118	22.626	57.744	75.30	2.223	12:18:04.435	
3 -	34.354	22.761	57.115	76.13	1.594	12:19:01.550	
4 -	34.421	23.181	57.602	75.49	2.081	12:19:59.152	
5 -	33.808	22.196	56.004 (3)	77.64	0.483	12:20:55.156	
6 -	33.363	22.158	55.521 (1)	78.32		12:21:50.677	
7 -	33.707	22.439	56.146	77.45	0.625	12:22:46.823	
8 -	34.393	22.207	56.600	76.83	1.079	12:23:43.423	
9 -	33.912	21.955	55.867 (2)	77.83	0.346	12:24:39.290	

P18 17 U		Jordan KILLWORTH		Kawasaki ZX-10R -			
IDEAL LAP TIME : 55.397		BEST LAP TIME : 55.571		DIFFERENCE : 0.174			
LAP	SECTOR 1	SECTOR 2	LAP TIME	MPH	DIFF	TIME OF DAY	
1 -		22.965	1:07.257	64.65	11.686	12:17:09.039	
2 -	34.094	23.194	57.288	75.90	1.717	12:18:06.327	
3 -	34.338	22.557	56.895	76.43	1.324	12:19:03.222	
4 -	33.921	22.307	56.228	77.33	0.657	12:19:59.450	
5 -	33.602	22.114	55.716 (2)	78.04	0.145	12:20:55.166	
6 -	33.606	21.965	55.571 (1)	78.25		12:21:50.737	
7 -	34.118	21.918	56.036 (3)	77.60	0.465	12:22:46.773	
8 -	35.156	21.795	56.951	76.35	1.380	12:23:43.724	
9 -	33.983	22.297	56.280	77.26	0.709	12:24:40.004	

P19 303 U		Adam NORTON		Honda CBR1000RR - NRC			
IDEAL LAP TIME : 55.059		BEST LAP TIME : 55.394		DIFFERENCE : 0.335			
LAP	SECTOR 1	SECTOR 2	LAP TIME	MPH	DIFF	TIME OF DAY	
1 -		22.854	1:06.730	65.16	11.336	12:17:08.512	
2 -	33.883	22.987	56.870	76.46	1.476	12:18:05.382	
3 -	35.100	22.491	57.591	75.50	2.197	12:19:02.973	
4 -	34.790	22.068	56.858	76.48	1.464	12:19:59.831	
5 -	33.483	21.911	55.394 (1)	78.50		12:20:55.225	
6 -	33.704	21.842	55.546 (2)	78.28	0.152	12:21:50.771	
7 -	34.436	22.022	56.458 (3)	77.02	1.064	12:22:47.229	
8 -	35.035	21.576	56.611	76.81	1.217	12:23:43.840	
9 -	34.441	22.481	56.922	76.39	1.528	12:24:40.762	

P20 291 E		Aaron HERRMANN		Yamaha R1 -			
IDEAL LAP TIME : 54.664		BEST LAP TIME : 54.664		DIFFERENCE : 0.000			
LAP	SECTOR 1	SECTOR 2	LAP TIME	MPH	DIFF	TIME OF DAY	
1 -		22.880	1:05.251	66.64	10.587	12:17:07.033	
2 -	34.956	22.685	57.641	75.44	2.977	12:18:04.674	
3 -	34.857	22.840	57.697	75.36	3.033	12:19:02.371	
4 -	34.251	22.387	56.638 (3)	76.77	1.974	12:19:59.009	
5 -	33.165	21.499	54.664 (1)	79.55		12:20:53.673	
6 -	33.884	21.627	55.511 (2)	78.33	0.847	12:21:49.184	
7 -	35.039	22.224	57.263	75.94	2.599	12:22:46.447	
8 -	34.583	22.209	56.792	76.57	2.128	12:23:43.239	
9 -	35.306	22.788	58.094	74.85	3.430	12:24:41.333	

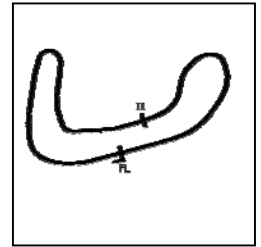
Weather / Track : Cloudy / Dry

Brands Hatch Indy
Circuit Length = 1.2079 miles
Start: 12:16 Flag 12:24 End: 12:25

BMCRC - MRO Championships 2020 - Rnd 1 @ Brands Hatch Indy

BMCRC Thunderbike Extreme & Ultra

RACE 2 - SECTOR ANALYSIS



SECTOR 1 = FL to I1, SECTOR 2 = I1 to FL, DIFF = Difference To Personal Best Lap, P = Crossed Finish Line in Pit Lane, D = Time Disallowed

P21 24 E		Mark REYNOLDS		Aprilia MILLE -		
IDEAL LAP TIME : 55.734		BEST LAP TIME : 55.951		DIFFERENCE : 0.217		
LAP	SECTOR 1	SECTOR 2	LAP TIME	MPH	DIFF	TIME OF DAY
1 -		23.470	1:08.456	63.52	12.505	12:17:10.238
2 -	34.874	22.283	57.157 (3)	76.08	1.206	12:18:07.395
3 -	34.965	22.812	57.777	75.26	1.826	12:19:05.172
4 -	34.062	22.939	57.001 (2)	76.28	1.050	12:20:02.173
5 -	34.895	22.969	57.864	75.15	1.913	12:21:00.037
6 -	34.581	22.814	57.395	75.76	1.444	12:21:57.432
7 -	36.337	21.962	58.299	74.59	2.348	12:22:55.731
8 -	35.498	22.151	57.649	75.43	1.698	12:23:53.380
9 -	34.279	21.672	55.951 (1)	77.72		12:24:49.331

P22 6 E		Andrew FIRTH		Yamaha YZF-R1 - LTRmotorcycles.co.uk		
IDEAL LAP TIME : 57.226		BEST LAP TIME : 57.587		DIFFERENCE : 0.361		
LAP	SECTOR 1	SECTOR 2	LAP TIME	MPH	DIFF	TIME OF DAY
1 -		23.268	1:04.534	67.38	6.947	12:17:06.316
2 -	35.131	22.911	58.042	74.92	0.455	12:18:04.358
3 -	35.029	23.469	58.498	74.33	0.911	12:19:02.856
4 -	35.895	23.283	59.178	73.48	1.591	12:20:02.034
5 -	34.604	22.987	57.591 (2)	75.50	0.004	12:20:59.625
6 -	34.563	23.024	57.587 (1)	75.51		12:21:57.212
7 -	35.173	23.036	58.209	74.70	0.622	12:22:55.421
8 -	34.998	22.863	57.861 (3)	75.15	0.274	12:23:53.282
9 -	35.210	22.663	57.873	75.14	0.286	12:24:51.155

P23 115 U		Albert WILLISHER		Suzuki GSXR 1000 - willsher machinery ltd		
IDEAL LAP TIME : 55.688		BEST LAP TIME : 55.688		DIFFERENCE : 0.000		
LAP	SECTOR 1	SECTOR 2	LAP TIME	MPH	DIFF	TIME OF DAY
1 -		24.377	1:09.633	62.45	13.945	12:17:11.415
2 -	37.217	23.415	1:00.632	71.72	4.944	12:18:12.047
3 -	35.696	23.355	59.051	73.64	3.363	12:19:11.098
4 -	34.638	22.608	57.246	75.96	1.558	12:20:08.344
5 -	34.281	22.573	56.854 (3)	76.48	1.166	12:21:05.198
6 -	33.870	21.818	55.688 (1)	78.08		12:22:00.886
7 -	35.698	22.386	58.084	74.86	2.396	12:22:58.970
8 -	33.882	21.883	55.765 (2)	77.98	0.077	12:23:54.735
9 -	35.150	22.066	57.216	76.00	1.528	12:24:51.951

P24 31 E		Pete SANDERSON		Suzuki GSXR750 - MBC Despatch Racing		
IDEAL LAP TIME : 57.683		BEST LAP TIME : 57.901		DIFFERENCE : 0.218		
LAP	SECTOR 1	SECTOR 2	LAP TIME	MPH	DIFF	TIME OF DAY
1 -		23.889	1:07.209	64.70	9.308	12:17:08.991
2 -	35.222	22.991	58.213	74.70	0.312	12:18:07.204
3 -	34.765	23.169	57.934 (2)	75.06	0.033	12:19:05.138
4 -	35.879	23.575	59.454	73.14	1.553	12:20:04.592
5 -	35.169	22.918	58.087 (3)	74.86	0.186	12:21:02.679
6 -	34.910	22.991	57.901 (1)	75.10		12:22:00.580
7 -	35.660	23.951	59.611	72.94	1.710	12:23:00.191
8 -	35.538	23.804	59.342	73.28	1.441	12:23:59.533
9 -	36.240	23.816	1:00.056	72.40	2.155	12:24:59.589

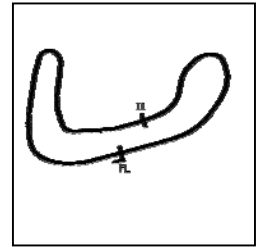
Weather / Track : Cloudy / Dry

Brands Hatch Indy
Circuit Length = 1.2079 miles
Start: 12:16 Flag 12:24 End: 12:25

BMCRC - MRO Championships 2020 - Rnd 1 @ Brands Hatch Indy

BMCRC Thunderbike Extreme & Ultra

RACE 2 - SECTOR ANALYSIS



SECTOR 1 = FL to I1, SECTOR 2 = I1 to FL, DIFF = Difference To Personal Best Lap, P = Crossed Finish Line in Pit Lane, D = Time Disallowed

P25 444 E		Tony PARKER		Suzuki SV650 - Emerald Elevators/PriceLess Copiers			
IDEAL LAP TIME : 59.347		BEST LAP TIME : 59.555		DIFFERENCE : 0.208			
LAP	SECTOR 1	SECTOR 2	LAP TIME	MPH	DIFF	TIME OF DAY	
1 -		23.616	1:08.382	63.59	8.827	12:17:10.164	
2 -	36.422	23.752	1:00.174	72.26	0.619	12:18:10.338	
3 -	36.693	24.074	1:00.767	71.56	1.212	12:19:11.105	
4 -	36.736	23.587	1:00.323	72.08	0.768	12:20:11.428	
5 -	36.486	23.841	1:00.327	72.08	0.772	12:21:11.755	
6 -	36.086	23.469	59.555 (1)	73.01		12:22:11.310	
7 -	37.088	23.368	1:00.456	71.93	0.901	12:23:11.766	
8 -	36.584	23.261	59.845 (3)	72.66	0.290	12:24:11.611	
9 -	36.328	23.432	59.760 (2)	72.76	0.205	12:25:11.371	

P26 88 E		George PRINOS		Ducati 996 - KAPPA PLANNING LTD			
IDEAL LAP TIME : 1:02.845		BEST LAP TIME : 1:02.845		DIFFERENCE : 0.000			
LAP	SECTOR 1	SECTOR 2	LAP TIME	MPH	DIFF	TIME OF DAY	
1 -		25.285	1:11.332	60.96	8.487	12:17:13.114	
2 -	38.506	25.406	1:03.912 (2)	68.04	1.067	12:18:17.026	
3 -	38.714	25.500	1:04.214 (3)	67.72	1.369	12:19:21.240	
4 -	38.615	25.639	1:04.254	67.67	1.409	12:20:25.494	
5 -	39.007	25.512	1:04.519	67.40	1.674	12:21:30.013	
6 -	39.123	25.485	1:04.608	67.30	1.763	12:22:34.621	
7 -	39.699	25.708	1:05.407	66.48	2.562	12:23:40.028	
8 -	37.833	25.012	1:02.845 (1)	69.19		12:24:42.873	

P27 254 E		Rick WINDAS		Ducati 998 - Army Medical Services			
IDEAL LAP TIME : 55.624		BEST LAP TIME : 55.739		DIFFERENCE : 0.115			
LAP	SECTOR 1	SECTOR 2	LAP TIME	MPH	DIFF	TIME OF DAY	
1 -		22.086	1:02.572	69.49	6.833	12:17:04.354	
2 -	33.538	22.201	55.739 (1)	78.01		12:18:00.093	
3 -	33.900	22.301	56.201 (2)	77.37	0.462	12:18:56.294	
4 -	34.092	22.316	56.408 (3)	77.09	0.669	12:19:52.702	
5 -	34.187	22.703	56.890	76.43	1.151	12:20:49.592	
6 -	34.059	23.027	57.086	76.17	1.347	12:21:46.678	

P28 23 U		Justin ROSE		Yamaha R1 -			
IDEAL LAP TIME : 53.228		BEST LAP TIME : 53.228		DIFFERENCE : 0.000			
LAP	SECTOR 1	SECTOR 2	LAP TIME	MPH	DIFF	TIME OF DAY	
1 -		22.830	1:06.839	65.06	13.611	12:17:08.621	
2 -	34.013	22.565	56.578	76.86	3.350	12:18:05.199	
3 -	34.889	23.006	57.895	75.11	4.667	12:19:03.094	
4 -	34.328	21.917	56.245 (3)	77.31	3.017	12:19:59.339	
5 -	33.646	21.225	54.871 (2)	79.25	1.643	12:20:54.210	
6 -	32.357	20.871	53.228 (1)	81.69		12:21:47.438	

BMCRC - MRO Championships 2020 - Rnd 1 @ Brands Hatch Indy

BMCRC Thunderbike Extreme & Ultra

RACE 2 - BEST SECTORS

SECTOR 1			SECTOR 2			IDEAL / BEST COMPARISON						
POS	NO	NAME	TIME	NO	NAME	TIME	POS	NO	NAME	IDEAL	BEST	DIFF
									PERFECT LAP	49.817		
1	71	THORNTON	29.923	71	THORNTON	19.894	1	71	THORNTON	49.817	49.817	0.000
2	961	SIM	30.704	1	SAUNDERS	20.074	2	1	SAUNDERS	50.807	50.807	0.000
3	1	SAUNDERS	30.733	82	HINNELLS	20.104	3	77	MAY	50.965	51.304	0.339
4	77	MAY	30.771	77	MAY	20.194	4	82	HINNELLS	51.070	51.249	0.179
5	82	HINNELLS	30.966	961	SIM	20.500	5	961	SIM	51.204	51.432	0.228
6	90	WATSON	31.434	41	ABRAHAM	20.500	6	78	THOMAS	51.974	52.075	0.101
7	78	THOMAS	31.444	55	HODGINS	20.515	7	90	WATSON	52.085	52.118	0.033
8	41	ABRAHAM	31.620	78	THOMAS	20.530	8	41	ABRAHAM	52.120	52.524	0.404
9	129	CRIPPS	31.785	90	WATSON	20.651	9	55	HODGINS	52.452	52.492	0.040
10	275	WILBY	31.822	102	FEARN	20.765	10	102	FEARN	52.830	52.959	0.129
11	55	HODGINS	31.937	23	ROSE	20.871	11	129	CRIPPS	52.958	53.041	0.083
12	102	FEARN	32.065	75	MAY	21.091	12	275	WILBY	53.084	53.134	0.050
13	75	MAY	32.087	142	MILLER	21.110	13	75	MAY	53.178	53.202	0.024
14	63	WREN	32.278	129	CRIPPS	21.173	14	23	ROSE	53.228	53.228	0.000
15	51	HOGARTH	32.341	63	WREN	21.260	15	63	WREN	53.538	53.538	0.000
16	23	ROSE	32.357	275	WILBY	21.262	16	51	HOGARTH	53.604	53.826	0.222
17	291	HERRMANN	33.165	51	HOGARTH	21.263	17	142	MILLER	54.285	54.285	0.000
18	142	MILLER	33.175	291	HERRMANN	21.499	18	291	HERRMANN	54.664	54.664	0.000
19	223	MAY	33.363	303	NORTON	21.576	19	303	NORTON	55.059	55.394	0.335
20	303	NORTON	33.483	24	REYNOLDS	21.672	20	223	MAY	55.318	55.521	0.203
21	254	WINDAS	33.538	17	KILLWORTH	21.795	21	17	KILLWORTH	55.397	55.571	0.174
22	17	KILLWORTH	33.602	115	WILLSHER	21.818	22	254	WINDAS	55.624	55.739	0.115
23	115	WILLSHER	33.870	223	MAY	21.955	23	115	WILLSHER	55.688	55.688	0.000
24	24	REYNOLDS	34.062	254	WINDAS	22.086	24	24	REYNOLDS	55.734	55.951	0.217
25	6	FIRTH	34.563	6	FIRTH	22.663	25	6	FIRTH	57.226	57.587	0.361
26	31	SANDERSON	34.765	31	SANDERSON	22.918	26	31	SANDERSON	57.683	57.901	0.218
27	444	PARKER	36.086	444	PARKER	23.261	27	444	PARKER	59.347	59.555	0.208
28	88	PRINOS	37.833	88	PRINOS	25.012	28	88	PRINOS	1:02.845	1:02.845	0.000
29												

Weather / Track : Cloudy / Dry

Results can be found at www.tsl-timing.com

Brands Hatch Indy
Circuit Length = 1.2079 miles
Start: 12:16 Flag 12:24 End: 12:25

Printed - 12:26 Saturday, 07 March 2020

BMCRC - MRO Championships 2020 - Rnd 1 @ Brands Hatch Indy

BMCRC Thunderbike Extreme & Ultra

RACE 2 - STATISTICS

Competitors Started 29
Planned Start 2020-03-07 @ 12:10:00.000
Actual Start 2020-03-07 @ 12:16:01.781
Finish Time 2020-03-07 @ 12:24:38.665
Track Length 1.2079mi.
Total Laps 261
Total Distance Covered 315.2738mi.

Session Fastest Lap History

NO	CL	NAME	LAP TIME	TIME OF DAY	LAP	VEHICLE
1	E	Andrew SAUNDERS	51.676	12:17:49.958	2	Suzuki GSXR
1	E	Andrew SAUNDERS	51.524	12:18:41.483	3	Suzuki GSXR
71	U	Ritchie THORNTON	51.011	12:18:43.030	3	Kawasaki ZX7R
71	U	Ritchie THORNTON	50.217	12:19:33.247	4	Kawasaki ZX7R
71	U	Ritchie THORNTON	49.817	12:21:13.541	6	Kawasaki ZX7R

Session Leader History

NO	CL	NAME	FROM LAP	LAPS LED	DISTANCE	VEHICLE
1	E	Andrew SAUNDERS	1	5	6.03 miles	Suzuki GSXR
71	U	Ritchie THORNTON	6	5	6.03 miles	Kawasaki ZX7R

Flag History

TYPE	TIME OF DAY
GREEN	12:16:01.781
FINISH	12:24:38.665

Flag Statistics

TYPE	COUNT	TOTAL LAPS	TOTAL TIME
Green	1	10	9:35.122
Red	0	0	0.000
Safety Car	0	0	0.000
FCY	0	0	0.000

BMCRC - MRO Championships 2020 - Rnd 1 @ Brands Hatch Indy

BMCRC Thunderbike Extreme & Ultra

RACE 2 - STATISTICS

CLASS : E

17 Starters

Fastest Lap History

NO	NAME	LAP TIME	TIME OF DAY	LAP	VEHICLE
1	Andrew SAUNDERS	51.676	12:17:49.958	2	Suzuki GSXR
1	Andrew SAUNDERS	51.524	12:18:41.483	3	Suzuki GSXR
77	David MAY	51.499	12:18:44.168	3	Suzuki GSXR 750 K1
1	Andrew SAUNDERS	51.110	12:19:32.592	4	Suzuki GSXR
1	Andrew SAUNDERS	51.015	12:20:23.608	5	Suzuki GSXR
1	Andrew SAUNDERS	50.807	12:21:14.415	6	Suzuki GSXR

Leader History

NO	NAME	FROM LAP	LAPS LED	DISTANCE	VEHICLE
1	Andrew SAUNDERS	1	10	12.07 miles	Suzuki GSXR

BMCRC - MRO Championships 2020 - Rnd 1 @ Brands Hatch Indy

BMCRC Thunderbike Extreme & Ultra

RACE 2 - STATISTICS

CLASS : U

12 Starters

Fastest Lap History

NO	NAME	LAP TIME	TIME OF DAY	LAP	VEHICLE
71	Ritchie THORNTON	51.879	12:17:52.020	2	Kawasaki ZX7R
71	Ritchie THORNTON	51.011	12:18:43.030	3	Kawasaki ZX7R
71	Ritchie THORNTON	50.217	12:19:33.247	4	Kawasaki ZX7R
71	Ritchie THORNTON	49.817	12:21:13.541	6	Kawasaki ZX7R

Leader History

NO	NAME	FROM LAP	LAPS LED	DISTANCE	VEHICLE
71	Ritchie THORNTON	1	10	12.07 miles	Kawasaki ZX7R

BMCRC - MRO Championships 2020 - Rnd 1 @ Brands Hatch Indy

BMCRC Thunderbike Extreme & Rookie 1000

RACE 11 - GRID (10 Laps)



ROW 13	39		38	619	Keith DOOLAN	37	58	Ian MCLEOD	
ROW 12	36	180	Mark OVEL	35	93	Tony BOTTO	34	54	Jonathan LEFT
ROW 11	33	86	Frederico LOPES	32	60	Andrew STERLING	31	110	Michael CLARKE
ROW 10	30	67	David REDGEWICK	29	274	Stewart LATIMER	28	222	Phil ROOKE
ROW 9	27	66	Jonny HILL	26	70	Chris DRINKALD	25	10	Matthew DENT
ROW 8	24	33	Tony FOUNTAIN	23	100	Kenny FRETWELL	22	22	Jaime JOHNSON
ROW 7	21			20			19		
ROW 6	18	18	Stuart ALBON	17	26	Richard MAY	16	88	George PRINOS
									1:02.845
ROW 5	15	444	Tony PARKER	14	31	Pete SANDERSON	13	6	Andrew FIRTH
			59.555			57.901			57.587
ROW 4	12	24	Mark REYNOLDS	11	254	Rick WINDAS	10	223	Matthew MAY
			55.951			55.739			55.521
ROW 3	9	291	Aaron HERRMANN	8	51	Michael HOGARTH	7	75	Stewart MAY
			54.664			53.826			53.202
ROW 2	6	129	Derek CRIPPS	5	55	Nick HODGINS	4	90	Edward WATSON
			53.041			52.492			52.118
ROW 1	3	961	Jack SIM	2	77	David MAY	1	1	Andrew SAUNDERS
			51.432			51.304			50.807
									Pole

Brands Hatch Indy
Circuit Length = 1.2079 miles

These results are provisional until the conclusion of any judicial and technical matters.

Clerk Of Course :	Steward :	Timekeeper :
-------------------	-----------	--------------

Results can be found at www.tsl-timing.com

Printed - 12:30 Saturday, 07 March 2020



BMCRC - MRO Championships 2020 - Rnd 1 @ Brands Hatch Indy

BMCRC Thunderbike Extreme & Rookie 1000

RACE 11 - CLASSIFICATION



POS	NO	CL	PIC NAME	ENTRY	LAPS	TIME	GAP	DIFF	MPH	BEST	ON
1	961	E	1 Jack SIM	Yamaha R6 - ALLIUM by David Stead Landscapes /	10	8:39.538			83.70	51.035	4
2	1	E	2 Andrew SAUNDERS	Suzuki GSXR - SDC PERFORMANCE	10	8:42.812	3.274	3.274	83.17	51.149	5
3	77	E	3 David MAY	Suzuki GSXR 750 K1 - ELP Racing	10	8:43.069	3.531	0.257	83.13	51.253	5
4	90	E	4 Edward WATSON	Yamaha R6 - Motorsportdays.com TEA Time Racing	10	8:54.629	15.091	11.560	81.33	52.494	3
5	100	R1000	1 Kenny FRETWELL	Suzuki GSXR 1000 -	10	8:57.209	17.671	2.580	80.94	52.064	6
6	70	R1000	2 Chris DRINKALD	Kawasaki ZX10RR - MSS Performance	10	9:03.693	24.155	6.484	79.98	51.547	8
7	33	R1000	3 Tony FOUNTAIN	Yamaha R1 -	10	9:05.514	25.976	1.821	79.71	51.640	8
8	129	E	5 Derek CRIPPS	Yamaha R1 - Kelly Cripps	10	9:06.796	27.258	1.282	79.52	52.999	10
9	55	E	6 Nick HODGINS	Suzuki GSXR 750 - Dad, Claire, Super Sam, ASR	10	9:07.012	27.474	0.216	79.49	52.608	6
10	75	E	7 Stewart MAY	Honda CBR600F3 - Too Many Mays Racing	10	9:07.329	27.791	0.317	79.45	53.665	6
11	66	R1000	4 Jonny HILL	Honda CBR1000 RR - Michael J Lonsdale Group	10	9:11.553	32.015	4.224	78.84	52.885	6
12	51	E	8 Michael HOGARTH	Honda SP1 RC-51 - WHR Racing	10	9:19.237	39.699	7.684	77.75	54.468	10
13	26	E	9 Richard MAY	Honda CBR600FX - Many Mays Racing	10	9:32.673	53.135	13.436	75.93	55.145	9
14	223	E	10 Matthew MAY	Honda CBR600F3 - Mays Racing	10	9:32.895	53.357	0.222	75.90	55.580	10
15	274	R1000	5 Stewart LATIMER	Yamaha R1 -	10	9:34.287	54.749	1.392	75.72	54.477	9
16	619	R1000	6 Keith DOOLAN	Kawasaki ZX10R - Quinton contracts	10	9:37.482	57.944	3.195	75.30	54.366	9
17	24*	E	11 Mark REYNOLDS	Aprilia MILLE -	10	9:47.325	1:07.787	9.843	74.04	55.764	8
18	6	E	12 Andrew FIRTH	Yamaha YZF-R1 - LTRmotorcycles.co.uk	9	8:40.530	1 Lap	1 Lap	75.18	56.245	6
19	291	E	13 Aaron HERRMANN	Yamaha R1 -	9	8:46.211	1 Lap	5.681	74.37	55.834	9
20	67	R1000	7 David REDGEWICK	Aprilia RSV4 - WHEELIES MOTORCYCLES	9	8:49.579	1 Lap	3.368	73.90	56.420	9
21	60*	R1000	8 Andrew STERLING	Bmw S1000RR - Hookup-solutions	9	8:50.118	1 Lap	0.539	73.82	54.663	8
22	31	E	14 Pete SANDERSON	Suzuki GSXR750 - MBC Despatch Racing	9	8:52.153	1 Lap	2.035	73.54	57.184	8
23	444	E	15 Tony PARKER	Suzuki SV650 - Emerald Elevators/PriceLess Copies	9	8:52.603	1 Lap	0.450	73.48	56.882	9
24	110	R1000	9 Michael CLARKE	Honda CBR - BIKEBASE.ltd	9	8:55.802	1 Lap	3.199	73.04	56.249	8
25	180	R1000	10 Mark OVEL	Yamaha YZF-R1 -	9	9:00.543	1 Lap	4.741	72.40	57.653	9
26	54	R1000	11 Jonathan LEFT	Suzuki GSXR 750 - JRL Design Solutions Ltd	9	9:00.605	1 Lap	0.062	72.39	57.503	7
27	86	R1000	12 Frederico LOPES	Yamaha R1 - FLR Procurement Ltd	9	9:04.366	1 Lap	3.761	71.89	58.373	8
28	93	R1000	13 Tony BOTTO	Suzuki GSXR 1000 K7 - TB Motorcycles	9	9:16.277	1 Lap	11.911	70.35	58.725	9
29	58	R1000	14 Ian MCLEOD	Honda CBR1000RR - ISM Motorsport	9	9:19.052	1 Lap	2.775	70.00	59.893	9
30	222	R1000	15 Phil ROOKE	Honda CBR1000RR - A J ROOKE ELECTRICAL CO	9	9:32.306	1 Lap	13.254	68.38	56.232	5
31	88	E	16 George PRINOS	Ducati 996 - KAPPA PLANNING LTD	9	9:38.778	1 Lap	6.472	67.62	1:02.610	9

NOT CLASSIFIED

DNF	10	R1000	Matthew DENT	Ducati 1199 -	5	4:41.244	5 Laps	4 Laps	77.30	53.051	5
DNF	22	R1000	Jaime JOHNSON	Yamaha R1M - J.D.Rims	0						

FASTEST LAP

961	E	Jack SIM	Yamaha R6 - ALLIUM by David Stead Landscapes /	4	51.035	85.20 mph	137.12 kph
70	R1000	Chris DRINKALD	Kawasaki ZX10RR - MSS Performance	8	51.547	84.36 mph	135.76 kph

* No. 24 & 60 - 10 second penalty - jump start
 Class E - 92.5% of Race Speed = 77.42 mph
 Class R1000 - 92.5% of Race Speed = 74.86 mph

Brands Hatch Indy
 Circuit Length = 1.2079 miles
 Start: 15:20 Flag 15:29 End: 15:30

Weather / Track : Cloudy / Dry

These results are provisional until the conclusion of any judicial and technical matters.

Clerk Of Course :	Steward :	Timekeeper :
-------------------	-----------	--------------

Results can be found at www.tsl-timing.com

Printed - 15:31 Saturday, 07 March 2020



BMCR - MRO Championships 2020 - Rnd 1 @ Brands Hatch Indy

BMCR Thunderbike Extreme & Rookie 1000

RACE 11 - LAP CHART

LAP 1 @ 15:21:41.955

NO	BEHIND	LAP TIME
961		56.099
1	0.061	56.160
77	0.740	56.839
90	2.107	58.206
75	3.376	59.475
51	5.400	1:01.499
129	5.804	1:01.903
55	5.880	1:01.979
33	6.001	1:02.100
100	6.346	1:02.445
24	8.057	1:04.156
66	8.484	1:04.583
223	8.562	1:04.661
31	10.323	1:06.422
6	10.396	1:06.495
26	10.522	1:06.621
10	10.637	1:06.736
291	10.700	1:06.799
70	11.031	1:07.130
222	11.330	1:07.429
67	11.649	1:07.748
444	12.740	1:08.839
180	14.381	1:10.480
88	14.656	1:10.755
86	14.728	1:10.827
54	14.757	1:10.856
619	14.788	1:10.887
274	14.920	1:11.019
60	15.134	1:11.233
110	15.277	1:11.376
58	15.687	1:11.786
93	17.075	1:13.174

LAP 2 @ 15:22:33.023

NO	BEHIND	LAP TIME
961		51.068
77	1.375	51.703
1	1.673	52.680
90	4.149	53.110
75	6.963	54.655
33	8.283	53.350
100	9.580	54.302
51	9.896	55.564
129	9.959	55.223
55	10.026	55.214
66	12.166	54.750
10	13.584	54.015
223	14.352	56.858
24	14.777	57.788
70	15.238	55.275
6	16.933	57.605
31	18.063	58.808
26	18.140	58.686
291	18.352	58.720
222	18.953	58.691
67	19.217	58.636
444	20.219	58.547
619	21.000	57.280
274	21.719	57.867
180	22.345	59.032
110	22.605	58.396
60	22.821	58.755

Weather / Track : Cloudy / Dry

LAP 3 @ 15:23:24.317

NO	BEHIND	LAP TIME
86	23.636	59.976
54	26.600	1:02.911
88	27.204	1:03.616
58	27.310	1:02.691
93	27.963	1:01.956
961		51.294
77	2.131	52.050
1	2.420	52.041
90	5.349	52.494
75	9.712	54.043
33	10.284	53.295
100	10.582	52.296
55	12.737	54.005
129	12.846	54.181
51	14.920	56.318
10	16.544	54.254
66	16.989	56.117
70	17.861	53.917
223	19.535	56.477
24	20.141	56.658
6	22.485	56.846
26	23.522	56.676
31	25.638	58.869
291	25.712	58.654
222	26.067	58.408
619	26.096	56.390
67	26.202	58.279
274	26.982	56.557
444	27.406	58.481
60	28.775	57.248
180	29.976	58.925
86	31.581	59.239
110	33.013	1:01.702
54	33.791	58.485
58	37.880	1:01.864
93	38.610	1:01.941
88	40.463	1:04.553

LAP 4 @ 15:24:15.352

NO	BEHIND	LAP TIME
961		51.035
77	2.462	51.366
1	2.971	51.586
90	6.973	52.659
33	11.948	52.699
100	12.054	52.507
75	13.045	54.368
55	15.451	53.749
129	15.497	53.686
10	18.697	53.188
51	18.914	55.029
66	19.403	53.449
70	20.001	53.175
223	24.754	56.254
24	25.864	56.758
6	27.970	56.520
26	28.975	56.488
222	32.631	57.599
291	33.502	58.825
31	33.760	59.157
274	33.794	57.847

Weather / Track : Cloudy / Dry

LAP 5 @ 15:25:06.499

NO	BEHIND	LAP TIME
619	34.001	58.940
67	34.470	59.303
60	34.640	56.900
444	35.022	58.651
180	38.045	59.104
86	40.009	59.463
110	40.336	58.358
54	41.465	58.709
93	48.354	1:00.779
58	49.107	1:02.262
961		51.147
88	1 Lap	1:03.900
77	2.568	51.253
1	2.973	51.149
90	8.442	52.616
100	13.754	52.847
33	13.796	52.995
75	15.761	53.863
55	17.968	53.664
129	18.306	53.956
10	20.601	53.051
66	21.987	53.731
70	22.436	53.582
51	23.646	55.879
223	30.570	56.963
24	31.405	56.688
6	33.483	56.660
26	33.798	55.970
222	37.716	56.232
274	38.072	55.425
291	38.948	56.593
619	39.247	56.393
60	39.520	56.027
31	41.416	58.803
67	41.547	58.224
444	42.153	58.278
180	46.198	59.300
110	46.520	57.331
86	48.097	59.235
54	48.702	58.384

LAP 6 @ 15:25:58.056

NO	BEHIND	LAP TIME
961		51.557
1	3.137	51.721
77	3.311	52.300
93	1 Lap	59.819
58	1 Lap	59.923
90	9.596	52.711
88	1 Lap	1:03.487
100	14.261	52.064
33	15.326	53.087
75	17.869	53.665
55	19.019	52.608
129	20.076	53.327
66	23.315	52.885
70	23.909	53.030
51	26.799	54.710
223	35.788	56.775
24	36.652	56.804
6	38.171	56.245

Weather / Track : Cloudy / Dry

LAP 7 @ 15:26:50.656

NO	BEHIND	LAP TIME
26	38.493	56.252
274	41.601	55.086
222	42.590	56.431
619	43.390	55.700
60	43.553	55.590
291	44.153	56.762
67	47.485	57.495
31	47.578	57.719
444	48.567	57.971
961		52.600
180	1 Lap	58.738
110	1 Lap	58.956
1	2.398	51.861
77	2.859	52.148
86	1 Lap	59.169
54	1 Lap	58.691
90	12.058	55.062
93	1 Lap	1:00.239
100	14.347	52.686
58	1 Lap	1:00.678
33	15.600	52.874
75	19.804	54.535
55	20.091	53.672
129	21.336	53.860
70	22.875	51.566
66	23.814	53.099
88	1 Lap	1:02.973
51	28.828	54.629
223	40.207	57.019
24	40.956	56.904
26	41.614	55.721
6	42.146	56.575
274	43.974	54.973
619	45.710	54.920
60	45.822	54.869
291	49.147	57.594

LAP 8 @ 15:27:41.928

NO	BEHIND	LAP TIME
961		51.272
67	1 Lap	56.439
31	1 Lap	57.982
444	1 Lap	57.687
1	2.819	51.693
77	3.793	52.206
110	1 Lap	57.030
180	1 Lap	58.666
54	1 Lap	57.503
86	1 Lap	59.363
90	13.336	52.550
100	15.865	52.790
33	15.968	51.640
93	1 Lap	1:00.236
75	22.425	53.893
55	22.573	53.754
58	1 Lap	59.914
70	23.150	51.547
129	23.290	53.226
66	25.975	53.433
51	34.026	56.470
222	1 Lap	1:38.281

Weather / Track : Cloudy / Dry

LAP 9 @ 15:28:33.155

NO	BEHIND	LAP TIME
88	1 Lap	1:03.869
223	45.020	56.085
24	45.448	55.764
26	46.172	55.830
6	47.214	56.340
274	47.854	55.152
619	48.827	54.389
60	49.213	54.663
961		51.227
291	1 Lap	56.430
1	3.597	52.005
77	4.376	51.810
67	1 Lap	57.035
31	1 Lap	57.184
444	1 Lap	57.267
110	1 Lap	56.249
90	14.757	52.648
180	1 Lap	58.645
54	1 Lap	57.529
100	16.918	52.280
33	17.410	52.669
86	1 Lap	58.373
70	23.967	52.044
75	26.055	54.857
129	26.498	54.435
55	26.611	55.265
66	30.003	55.255
93	1 Lap	59.408
58	1 Lap	1:00.041
51	37.470	54.671
222	1 Lap	1:00.300
88	1 Lap	1:03.015
223	50.016	56.223
26	50.090	55.145
24	50.561	56.340
274	51.104	54.477
619	51.966	54.366

LAP 10 @ 15:29:25.394

NO	BEHIND	LAP TIME
961		52.239
60	1 Lap	54.833
6	1 Lap	57.244
1	3.274	51.916
77	3.531	51.394
291	1 Lap	55.834
67	1 Lap	56.420
31	1 Lap	57.209
444	1 Lap	56.882
90	15.091	52.573
110	1 Lap	56.404
100	17.671	52.992
180	1 Lap	57.653
54	1 Lap	57.537
70	24.155	52.427
86	1 Lap	58.721
33	25.976	1:00.805
129	27.258	52.999
55	27.474	53.102
75	27.791	53.975
66	32.015	54.251

Weather / Track : Cloudy / Dry

Brands Hatch Indy
Circuit Length = 1.2079 miles
Start: 15:20 Flag 15:29 End: 15:30

BMCRC - MRO Championships 2020 - Rnd 1 @ Brands Hatch Indy

BMCRC Thunderbike Extreme & Rookie 1000

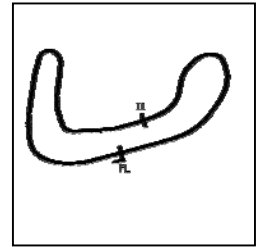
RACE 11 - LAP CHART

93	1 Lap	58.725
58	1 Lap	59.893
51	39.699	54.468
222	1 Lap	58.935
26	53.135	55.284
223	53.357	55.580
274	54.749	55.884
24	57.787	59.465
619	57.944	58.217
88	1 Lap	1:02.610

BMCRC - MRO Championships 2020 - Rnd 1 @ Brands Hatch Indy

BMCRC Thunderbike Extreme & Rookie 1000

RACE 11 - SECTOR ANALYSIS



SECTOR 1 = FL to I1, SECTOR 2 = I1 to FL, DIFF = Difference To Personal Best Lap, P = Crossed Finish Line in Pit Lane, D = Time Disallowed

P1 961 E Jack SIM		Yamaha R6 - ALLIUM by David Stead Landscapes / Platform Lif				
IDEAL LAP TIME : 50.823		BEST LAP TIME : 51.035		DIFFERENCE : 0.212		
LAP	SECTOR 1	SECTOR 2	LAP TIME	MPH	DIFF	TIME OF DAY
1 -		20.534	56.099	77.51	5.064	15:21:41.955
2 -	30.644	20.424	51.068 (2)	85.15	0.033	15:22:33.023
3 -	30.609	20.685	51.294	84.77	0.259	15:23:24.317
4 -	30.587	20.448	51.035 (1)	85.20		15:24:15.352
5 -	30.689	20.458	51.147 (3)	85.02	0.112	15:25:06.499
6 -	31.247	20.310	51.557	84.34	0.522	15:25:58.056
7 -	31.422	21.178	52.600	82.67	1.565	15:26:50.656
8 -	30.675	20.597	51.272	84.81	0.237	15:27:41.928
9 -	30.991	20.236	51.227	84.88	0.192	15:28:33.155
10 -	30.850	21.389	52.239	83.24	1.204	15:29:25.394

P2 1 E Andrew SAUNDERS		Suzuki GSXR - SDC PERFORMANCE				
IDEAL LAP TIME : 50.883		BEST LAP TIME : 51.149		DIFFERENCE : 0.266		
LAP	SECTOR 1	SECTOR 2	LAP TIME	MPH	DIFF	TIME OF DAY
1 -		20.379	56.160	77.43	5.011	15:21:42.016
2 -	31.517	21.163	52.680	82.54	1.531	15:22:34.696
3 -	31.607	20.434	52.041	83.56	0.892	15:23:26.737
4 -	31.235	20.351	51.586 (2)	84.29	0.437	15:24:18.323
5 -	31.044	20.105	51.149 (1)	85.01		15:25:09.472
6 -	30.962	20.759	51.721	84.07	0.572	15:26:01.193
7 -	30.778	21.083	51.861	83.85	0.712	15:26:53.054
8 -	31.184	20.509	51.693 (3)	84.12	0.544	15:27:44.747
9 -	31.656	20.349	52.005	83.61	0.856	15:28:36.752
10 -	31.515	20.401	51.916	83.76	0.767	15:29:28.668

P3 77 E David MAY		Suzuki GSXR 750 K1 - ELP Racing				
IDEAL LAP TIME : 51.095		BEST LAP TIME : 51.253		DIFFERENCE : 0.158		
LAP	SECTOR 1	SECTOR 2	LAP TIME	MPH	DIFF	TIME OF DAY
1 -		20.542	56.839	76.50	5.586	15:21:42.695
2 -	31.247	20.456	51.703	84.10	0.450	15:22:34.398
3 -	31.233	20.817	52.050	83.54	0.797	15:23:26.448
4 -	31.038	20.328	51.366 (2)	84.65	0.113	15:24:17.814
5 -	30.782	20.471	51.253 (1)	84.84		15:25:09.067
6 -	31.535	20.765	52.300	83.14	1.047	15:26:01.367
7 -	31.178	20.970	52.148	83.38	0.895	15:26:53.515
8 -	31.872	20.334	52.206	83.29	0.953	15:27:45.721
9 -	31.216	20.594	51.810	83.93	0.557	15:28:37.531
10 -	31.081	20.313	51.394 (3)	84.61	0.141	15:29:28.925

P4 90 E Edward WATSON		Yamaha R6 - Motorsportdays.com TEA Time Racing				
IDEAL LAP TIME : 52.240		BEST LAP TIME : 52.494		DIFFERENCE : 0.254		
LAP	SECTOR 1	SECTOR 2	LAP TIME	MPH	DIFF	TIME OF DAY
1 -		20.857	58.206	74.70	5.712	15:21:44.062
2 -	32.238	20.872	53.110	81.87	0.616	15:22:37.172
3 -	31.758	20.736	52.494 (1)	82.84		15:23:29.666
4 -	31.798	20.861	52.659	82.58	0.165	15:24:22.325
5 -	31.704	20.912	52.616	82.64	0.122	15:25:14.941
6 -	31.790	20.921	52.711	82.49	0.217	15:26:07.652
7 -	31.953	23.109	55.062	78.97	2.568	15:27:02.714
8 -	31.668	20.882	52.550 (2)	82.75	0.056	15:27:55.264
9 -	31.504	21.144	52.648	82.59	0.154	15:28:47.912
10 -	31.659	20.914	52.573 (3)	82.71	0.079	15:29:40.485

Weather / Track : Cloudy / Dry

Brands Hatch Indy
Circuit Length = 1.2079 miles
Start: 15:20 Flag 15:29 End: 15:30

BMCRC - MRO Championships 2020 - Rnd 1 @ Brands Hatch Indy

BMCRC Thunderbike Extreme & Rookie 1000

RACE 11 - SECTOR ANALYSIS



SECTOR 1 = FL to I1, SECTOR 2 = I1 to FL, DIFF = Difference To Personal Best Lap, P = Crossed Finish Line in Pit Lane, D = Time Disallowed

P5 100 R1000 Kenny FRETWELL			Suzuki GSXR 1000 -			
IDEAL LAP TIME : 51.849			BEST LAP TIME : 52.064		DIFFERENCE : 0.215	
LAP	SECTOR 1	SECTOR 2	LAP TIME	MPH	DIFF	TIME OF DAY
1 -		21.415	1:02.445	69.63	10.381	15:21:48.301
2 -	32.687	21.615	54.302	80.08	2.238	15:22:42.603
3 -	31.780	20.516	52.296 (3)	83.15	0.232	15:23:34.899
4 -	31.890	20.617	52.507	82.81	0.443	15:24:27.406
5 -	31.766	21.081	52.847	82.28	0.783	15:25:20.253
6 -	31.618	20.446	52.064 (1)	83.52		15:26:12.317
7 -	31.634	21.052	52.686	82.53	0.622	15:27:05.003
8 -	32.090	20.700	52.790	82.37	0.726	15:27:57.793
9 -	31.472	20.808	52.280 (2)	83.17	0.216	15:28:50.073
10 -	32.615	20.377	52.992	82.06	0.928	15:29:43.065

P6 70 R1000 Chris DRINKALD			Kawasaki ZX10RR - MSS Performance			
IDEAL LAP TIME : 51.306			BEST LAP TIME : 51.547		DIFFERENCE : 0.241	
LAP	SECTOR 1	SECTOR 2	LAP TIME	MPH	DIFF	TIME OF DAY
1 -		23.348	1:07.130	64.77	15.583	15:21:52.986
2 -	33.919	21.356	55.275	78.67	3.728	15:22:48.261
3 -	32.864	21.053	53.917	80.65	2.370	15:23:42.178
4 -	32.188	20.987	53.175	81.77	1.628	15:24:35.353
5 -	32.151	21.431	53.582	81.15	2.035	15:25:28.935
6 -	31.938	21.092	53.030	82.00	1.483	15:26:21.965
7 -	30.971	20.595	51.566 (2)	84.33	0.019	15:27:13.531
8 -	30.764	20.783	51.547 (1)	84.36		15:28:05.078
9 -	31.502	20.542	52.044 (3)	83.55	0.497	15:28:57.122
10 -	31.344	21.083	52.427	82.94	0.880	15:29:49.549

P7 33 R1000 Tony FOUNTAIN			Yamaha R1 -			
IDEAL LAP TIME : 51.640			BEST LAP TIME : 51.640		DIFFERENCE : 0.000	
LAP	SECTOR 1	SECTOR 2	LAP TIME	MPH	DIFF	TIME OF DAY
1 -		21.802	1:02.100	70.02	10.460	15:21:47.956
2 -	32.463	20.887	53.350	81.51	1.710	15:22:41.306
3 -	32.401	20.894	53.295	81.59	1.655	15:23:34.601
4 -	32.006	20.693	52.699 (3)	82.51	1.059	15:24:27.300
5 -	31.699	21.296	52.995	82.05	1.355	15:25:20.295
6 -	32.501	20.586	53.087	81.91	1.447	15:26:13.382
7 -	32.212	20.662	52.874	82.24	1.234	15:27:06.256
8 -	31.523	20.117	51.640 (1)	84.20		15:27:57.896
9 -	31.952	20.717	52.669 (2)	82.56	1.029	15:28:50.565
10 -	39.041	21.764	1:00.805	71.51	9.165	15:29:51.370

P8 129 E Derek CRIPPS			Yamaha R1 - Kelly Cripps			
IDEAL LAP TIME : 52.999			BEST LAP TIME : 52.999		DIFFERENCE : 0.000	
LAP	SECTOR 1	SECTOR 2	LAP TIME	MPH	DIFF	TIME OF DAY
1 -		21.831	1:01.903	70.24	8.904	15:21:47.759
2 -	32.933	22.290	55.223	78.74	2.224	15:22:42.982
3 -	32.708	21.473	54.181	80.26	1.182	15:23:37.163
4 -	32.352	21.334	53.686	81.00	0.687	15:24:30.849
5 -	32.342	21.614	53.956	80.59	0.957	15:25:24.805
6 -	32.088	21.239	53.327 (3)	81.54	0.328	15:26:18.132
7 -	31.948	21.912	53.860	80.73	0.861	15:27:11.992
8 -	31.948	21.278	53.226 (2)	81.70	0.227	15:28:05.218
9 -	33.082	21.353	54.435	79.88	1.436	15:28:59.653
10 -	31.866	21.133	52.999 (1)	82.05		15:29:52.652

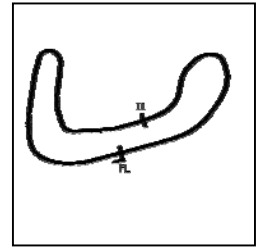
Weather / Track : Cloudy / Dry

Brands Hatch Indy
Circuit Length = 1.2079 miles
Start: 15:20 Flag 15:29 End: 15:30

BMCRC - MRO Championships 2020 - Rnd 1 @ Brands Hatch Indy

BMCRC Thunderbike Extreme & Rookie 1000

RACE 11 - SECTOR ANALYSIS



SECTOR 1 = FL to I1, SECTOR 2 = I1 to FL, DIFF = Difference To Personal Best Lap, P = Crossed Finish Line in Pit Lane, D = Time Disallowed

P9 55 E		Nick HODGINS		Suzuki GSXR 750 - Dad, Claire, Super Sam, ASR		
IDEAL LAP TIME : 52.361		BEST LAP TIME : 52.608		DIFFERENCE : 0.247		
LAP	SECTOR 1	SECTOR 2	LAP TIME	MPH	DIFF	TIME OF DAY
1 -		21.819	1:01.979	70.16	9.371	15:21:47.835
2 -	33.934	21.280	55.214	78.75	2.606	15:22:43.049
3 -	33.096	20.909	54.005	80.52	1.397	15:23:37.054
4 -	32.818	20.931	53.749	80.90	1.141	15:24:30.803
5 -	32.680	20.984	53.664 (3)	81.03	1.056	15:25:24.467
6 -	31.900	20.708	52.608 (1)	82.66		15:26:17.075
7 -	32.582	21.090	53.672	81.02	1.064	15:27:10.747
8 -	32.449	21.305	53.754	80.89	1.146	15:28:04.501
9 -	34.804	20.461	55.265	78.68	2.657	15:28:59.766
10 -	32.066	21.036	53.102 (2)	81.89	0.494	15:29:52.868

P10 75 E		Stewart MAY		Honda CBR600F3 - Too Many Mays Racing		
IDEAL LAP TIME : 53.488		BEST LAP TIME : 53.665		DIFFERENCE : 0.177		
LAP	SECTOR 1	SECTOR 2	LAP TIME	MPH	DIFF	TIME OF DAY
1 -		21.594	59.475	73.11	5.810	15:21:45.331
2 -	33.138	21.517	54.655	79.56	0.990	15:22:39.986
3 -	32.330	21.713	54.043	80.46	0.378	15:23:34.029
4 -	33.081	21.287	54.368	79.98	0.703	15:24:28.397
5 -	32.223	21.640	53.863 (2)	80.73	0.198	15:25:22.260
6 -	32.354	21.311	53.665 (1)	81.03		15:26:15.925
7 -	32.517	22.018	54.535	79.73	0.870	15:27:10.460
8 -	32.201	21.692	53.893 (3)	80.68	0.228	15:28:04.353
9 -	33.444	21.413	54.857	79.27	1.192	15:28:59.210
10 -	32.363	21.612	53.975	80.56	0.310	15:29:53.185

P11 66 R1000		Jonny HILL		Honda CBR1000 RR - Michael J Lonsdale Group		
IDEAL LAP TIME : 52.885		BEST LAP TIME : 52.885		DIFFERENCE : 0.000		
LAP	SECTOR 1	SECTOR 2	LAP TIME	MPH	DIFF	TIME OF DAY
1 -		22.399	1:04.583	67.33	11.698	15:21:50.439
2 -	33.149	21.601	54.750	79.42	1.865	15:22:45.189
3 -	34.587	21.530	56.117	77.49	3.232	15:23:41.306
4 -	32.473	20.976	53.449	81.35	0.564	15:24:34.755
5 -	32.584	21.147	53.731	80.93	0.846	15:25:28.486
6 -	32.191	20.694	52.885 (1)	82.22		15:26:21.371
7 -	32.351	20.748	53.099 (2)	81.89	0.214	15:27:14.470
8 -	32.310	21.123	53.433 (3)	81.38	0.548	15:28:07.903
9 -	33.162	22.093	55.255	78.70	2.370	15:29:03.158
10 -	33.176	21.075	54.251	80.15	1.366	15:29:57.409

P12 51 E		Michael HOGARTH		Honda SP1 RC-51 - WHR Racing		
IDEAL LAP TIME : 54.312		BEST LAP TIME : 54.468		DIFFERENCE : 0.156		
LAP	SECTOR 1	SECTOR 2	LAP TIME	MPH	DIFF	TIME OF DAY
1 -		22.113	1:01.499	70.70	7.031	15:21:47.355
2 -	33.083	22.481	55.564	78.26	1.096	15:22:42.919
3 -	33.827	22.491	56.318	77.21	1.850	15:23:39.237
4 -	32.979	22.050	55.029	79.02	0.561	15:24:34.266
5 -	33.811	22.068	55.879	77.82	1.411	15:25:30.145
6 -	32.571	22.139	54.710	79.48	0.242	15:26:24.855
7 -	32.687	21.942	54.629 (2)	79.60	0.161	15:27:19.484
8 -	33.923	22.547	56.470	77.00	2.002	15:28:15.954
9 -	32.920	21.751	54.671 (3)	79.54	0.203	15:29:10.625
10 -	32.727	21.741	54.468 (1)	79.83		15:30:05.093

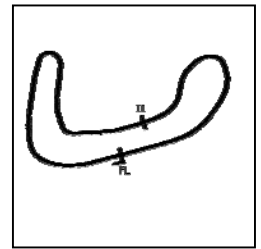
Weather / Track : Cloudy / Dry

Brands Hatch Indy
Circuit Length = 1.2079 miles
Start: 15:20 Flag 15:29 End: 15:30

BMCRC - MRO Championships 2020 - Rnd 1 @ Brands Hatch Indy

BMCRC Thunderbike Extreme & Rookie 1000

RACE 11 - SECTOR ANALYSIS



SECTOR 1 = FL to I1, SECTOR 2 = I1 to FL, DIFF = Difference To Personal Best Lap, P = Crossed Finish Line in Pit Lane, D = Time Disallowed

P13 26 E Richard MAY			Honda CBR600FX - Many Mays Racing			
IDEAL LAP TIME : 55.145		BEST LAP TIME : 55.145	DIFFERENCE : 0.000			
LAP	SECTOR 1	SECTOR 2	LAP TIME	MPH	DIFF	TIME OF DAY
1 -		23.569	1:06.621	65.27	11.476	15:21:52.477
2 -	35.852	22.834	58.686	74.09	3.541	15:22:51.163
3 -	34.299	22.377	56.676	76.72	1.531	15:23:47.839
4 -	34.426	22.062	56.488	76.98	1.343	15:24:44.327
5 -	34.073	21.897	55.970	77.69	0.825	15:25:40.297
6 -	33.893	22.359	56.252	77.30	1.107	15:26:36.549
7 -	33.765	21.956	55.721 (3)	78.04	0.576	15:27:32.270
8 -	34.022	21.808	55.830	77.89	0.685	15:28:28.100
9 -	33.463	21.682	55.145 (1)	78.85		15:29:23.245
10 -	33.594	21.690	55.284 (2)	78.65	0.139	15:30:18.529

P14 223 E Matthew MAY			Honda CBR600F3 - Mays Racing			
IDEAL LAP TIME : 55.580		BEST LAP TIME : 55.580	DIFFERENCE : 0.000			
LAP	SECTOR 1	SECTOR 2	LAP TIME	MPH	DIFF	TIME OF DAY
1 -		22.752	1:04.661	67.25	9.081	15:21:50.517
2 -	34.371	22.487	56.858	76.48	1.278	15:22:47.375
3 -	33.827	22.650	56.477	76.99	0.897	15:23:43.852
4 -	33.781	22.473	56.254	77.30	0.674	15:24:40.106
5 -	34.214	22.749	56.963	76.34	1.383	15:25:37.069
6 -	33.636	23.139	56.775	76.59	1.195	15:26:33.844
7 -	34.277	22.742	57.019	76.26	1.439	15:27:30.863
8 -	33.741	22.344	56.085 (2)	77.53	0.505	15:28:26.948
9 -	33.729	22.494	56.223 (3)	77.34	0.643	15:29:23.171
10 -	33.574	22.006	55.580 (1)	78.24		15:30:18.751

P15 274 R1000 Stewart LATIMER			Yamaha R1 -			
IDEAL LAP TIME : 54.438		BEST LAP TIME : 54.477	DIFFERENCE : 0.039			
LAP	SECTOR 1	SECTOR 2	LAP TIME	MPH	DIFF	TIME OF DAY
1 -		24.599	1:11.019	61.23	16.542	15:21:56.875
2 -	35.727	22.140	57.867	75.14	3.390	15:22:54.742
3 -	34.268	22.289	56.557	76.88	2.080	15:23:51.299
4 -	34.633	23.214	57.847	75.17	3.370	15:24:49.146
5 -	33.457	21.968	55.425	78.45	0.948	15:25:44.571
6 -	33.157	21.929	55.086 (3)	78.94	0.609	15:26:39.657
7 -	33.253	21.720	54.973 (2)	79.10	0.496	15:27:34.630
8 -	33.415	21.737	55.152	78.84	0.675	15:28:29.782
9 -	32.898	21.579	54.477 (1)	79.82		15:29:24.259
10 -	34.344	21.540	55.884	77.81	1.407	15:30:20.143

P16 619 R1000 Keith DOOLAN			Kawasaki ZX10R - Quinton contracts			
IDEAL LAP TIME : 53.950		BEST LAP TIME : 54.366	DIFFERENCE : 0.416			
LAP	SECTOR 1	SECTOR 2	LAP TIME	MPH	DIFF	TIME OF DAY
1 -		24.778	1:10.887	61.34	16.521	15:21:56.743
2 -	34.831	22.449	57.280	75.91	2.914	15:22:54.023
3 -	34.147	22.243	56.390	77.11	2.024	15:23:50.413
4 -	35.719	23.221	58.940	73.78	4.574	15:24:49.353
5 -	34.221	22.172	56.393	77.11	2.027	15:25:45.746
6 -	33.129	22.571	55.700	78.07	1.334	15:26:41.446
7 -	33.213	21.707	54.920 (3)	79.18	0.554	15:27:36.366
8 -	33.093	21.296	54.389 (2)	79.95	0.023	15:28:30.755
9 -	32.654	21.712	54.366 (1)	79.98		15:29:25.121
10 -	34.736	23.481	58.217	74.69	3.851	15:30:23.338

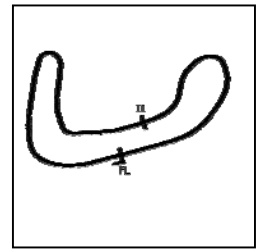
Weather / Track : Cloudy / Dry

Brands Hatch Indy
Circuit Length = 1.2079 miles
Start: 15:20 Flag 15:29 End: 15:30

BMCRC - MRO Championships 2020 - Rnd 1 @ Brands Hatch Indy

BMCRC Thunderbike Extreme & Rookie 1000

RACE 11 - SECTOR ANALYSIS



SECTOR 1 = FL to I1, SECTOR 2 = I1 to FL, DIFF = Difference To Personal Best Lap, P = Crossed Finish Line in Pit Lane, D = Time Disallowed

P17 24 E		Mark REYNOLDS		Aprilia MILLE -		
IDEAL LAP TIME : 55.764		BEST LAP TIME : 55.764		DIFFERENCE : 0.000		
LAP	SECTOR 1	SECTOR 2	LAP TIME	MPH	DIFF	TIME OF DAY
1 -		22.549	1:04.156	67.78	8.392	15:21:50.012
2 -	35.502	22.286	57.788	75.25	2.024	15:22:47.800
3 -	34.584	22.074	56.658 (3)	76.75	0.894	15:23:44.458
4 -	34.496	22.262	56.758	76.61	0.994	15:24:41.216
5 -	34.649	22.039	56.688	76.71	0.924	15:25:37.904
6 -	34.334	22.470	56.804	76.55	1.040	15:26:34.708
7 -	34.724	22.180	56.904	76.42	1.140	15:27:31.612
8 -	33.841	21.923	55.764 (1)	77.98		15:28:27.376
9 -	34.055	22.285	56.340 (2)	77.18	0.576	15:29:23.716
10 -	36.203	23.262	59.465	73.12	3.701	15:30:23.181

P18 6 E		Andrew FIRTH		Yamaha YZF-R1 - LTRmotorcycles.co.uk		
IDEAL LAP TIME : 56.217		BEST LAP TIME : 56.245		DIFFERENCE : 0.028		
LAP	SECTOR 1	SECTOR 2	LAP TIME	MPH	DIFF	TIME OF DAY
1 -		23.801	1:06.495	65.39	10.250	15:21:52.351
2 -	34.894	22.711	57.605	75.49	1.360	15:22:49.956
3 -	34.177	22.669	56.846	76.49	0.601	15:23:46.802
4 -	34.010	22.510	56.520 (3)	76.93	0.275	15:24:43.322
5 -	34.312	22.348	56.660	76.74	0.415	15:25:39.982
6 -	33.885	22.360	56.245 (1)	77.31		15:26:36.227
7 -	33.874	22.701	56.575	76.86	0.330	15:27:32.802
8 -	33.997	22.343	56.340 (2)	77.18	0.095	15:28:29.142
9 -	34.360	22.884	57.244	75.96	0.999	15:29:26.386

P19 291 E		Aaron HERRMANN		Yamaha R1 -		
IDEAL LAP TIME : 55.834		BEST LAP TIME : 55.834		DIFFERENCE : 0.000		
LAP	SECTOR 1	SECTOR 2	LAP TIME	MPH	DIFF	TIME OF DAY
1 -		23.509	1:06.799	65.09	10.965	15:21:52.655
2 -	35.901	22.819	58.720	74.05	2.886	15:22:51.375
3 -	35.046	23.608	58.654	74.13	2.820	15:23:50.029
4 -	35.703	23.122	58.825	73.92	2.991	15:24:48.854
5 -	34.601	21.992	56.593 (3)	76.83	0.759	15:25:45.447
6 -	34.548	22.214	56.762	76.61	0.928	15:26:42.209
7 -	35.207	22.387	57.594	75.50	1.760	15:27:39.803
8 -	34.538	21.892	56.430 (2)	77.06	0.596	15:28:36.233
9 -	34.018	21.816	55.834 (1)	77.88		15:29:32.067

P20 67 R1000		David REDGEWICK		Aprilia RSV4 - WHEELIES MOTORCYCLES		
IDEAL LAP TIME : 56.357		BEST LAP TIME : 56.420		DIFFERENCE : 0.063		
LAP	SECTOR 1	SECTOR 2	LAP TIME	MPH	DIFF	TIME OF DAY
1 -		23.387	1:07.748	64.18	11.328	15:21:53.604
2 -	35.666	22.970	58.636	74.16	2.216	15:22:52.240
3 -	34.768	23.511	58.279	74.61	1.859	15:23:50.519
4 -	35.824	23.479	59.303	73.32	2.883	15:24:49.822
5 -	35.104	23.120	58.224	74.68	1.804	15:25:48.046
6 -	34.727	22.768	57.495	75.63	1.075	15:26:45.541
7 -	34.264	22.175	56.439 (2)	77.04	0.019	15:27:41.980
8 -	34.274	22.761	57.035 (3)	76.24	0.615	15:28:39.015
9 -	34.182	22.238	56.420 (1)	77.07		15:29:35.435

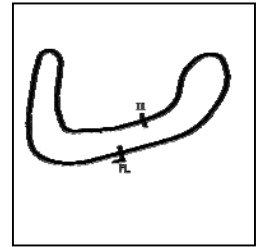
Weather / Track : Cloudy / Dry

Brands Hatch Indy
Circuit Length = 1.2079 miles
Start: 15:20 Flag 15:29 End: 15:30

BMCRC - MRO Championships 2020 - Rnd 1 @ Brands Hatch Indy

BMCRC Thunderbike Extreme & Rookie 1000

RACE 11 - SECTOR ANALYSIS



SECTOR 1 = FL to I1, SECTOR 2 = I1 to FL, DIFF = Difference To Personal Best Lap, P = Crossed Finish Line in Pit Lane, D = Time Disallowed

P21 60 R1000 Andrew STERLING			Bmw S1000RR - Hookup-solutions			
IDEAL LAP TIME : 54.136		BEST LAP TIME : 54.663		DIFFERENCE : 0.527		
LAP	SECTOR 1	SECTOR 2	LAP TIME	MPH	DIFF	TIME OF DAY
1 -		24.857	1:11.233	61.04	16.570	15:21:57.089
2 -	36.227	22.528	58.755	74.01	4.092	15:22:55.844
3 -	35.285	21.963	57.248	75.96	2.585	15:23:53.092
4 -	33.655	23.245	56.900	76.42	2.237	15:24:49.992
5 -	33.943	22.084	56.027	77.61	1.364	15:25:46.019
6 -	33.534	22.056	55.590	78.22	0.927	15:26:41.609
7 -	33.528	21.341	54.869 (3)	79.25	0.206	15:27:36.478
8 -	33.366	21.297	54.663 (1)	79.55		15:28:31.141
9 -	32.839	21.994	54.833 (2)	79.30	0.170	15:29:25.974

P22 31 E Pete SANDERSON			Suzuki GSXR750 - MBC Despatch Racing			
IDEAL LAP TIME : 57.176		BEST LAP TIME : 57.184		DIFFERENCE : 0.008		
LAP	SECTOR 1	SECTOR 2	LAP TIME	MPH	DIFF	TIME OF DAY
1 -		23.842	1:06.422	65.46	9.238	15:21:52.278
2 -	35.817	22.991	58.808	73.94	1.624	15:22:51.086
3 -	35.163	23.706	58.869	73.86	1.685	15:23:49.955
4 -	35.619	23.538	59.157	73.50	1.973	15:24:49.112
5 -	35.738	23.065	58.803	73.95	1.619	15:25:47.915
6 -	34.692	23.027	57.719 (3)	75.34	0.535	15:26:45.634
7 -	35.122	22.860	57.982	74.99	0.798	15:27:43.616
8 -	34.395	22.789	57.184 (1)	76.04		15:28:40.800
9 -	34.428	22.781	57.209 (2)	76.01	0.025	15:29:38.009

P23 444 E Tony PARKER			Suzuki SV650 - Emerald Elevators/PriceLess Copiers			
IDEAL LAP TIME : 56.683		BEST LAP TIME : 56.882		DIFFERENCE : 0.199		
LAP	SECTOR 1	SECTOR 2	LAP TIME	MPH	DIFF	TIME OF DAY
1 -		24.250	1:08.839	63.17	11.957	15:21:54.695
2 -	35.718	22.829	58.547	74.27	1.665	15:22:53.242
3 -	35.509	22.972	58.481	74.35	1.599	15:23:51.723
4 -	35.266	23.385	58.651	74.14	1.769	15:24:50.374
5 -	35.629	22.649	58.278	74.61	1.396	15:25:48.652
6 -	35.157	22.814	57.971	75.01	1.089	15:26:46.623
7 -	35.067	22.620	57.687 (3)	75.38	0.805	15:27:44.310
8 -	34.774	22.493	57.267 (2)	75.93	0.385	15:28:41.577
9 -	34.190	22.692	56.882 (1)	76.44		15:29:38.459

P24 110 R1000 Michael CLARKE			Honda CBR - BIKEBASE.ltd			
IDEAL LAP TIME : 56.236		BEST LAP TIME : 56.249		DIFFERENCE : 0.013		
LAP	SECTOR 1	SECTOR 2	LAP TIME	MPH	DIFF	TIME OF DAY
1 -		24.549	1:11.376	60.92	15.127	15:21:57.232
2 -	35.617	22.779	58.396	74.46	2.147	15:22:55.628
3 -	35.445	26.257	1:01.702	70.47	5.453	15:23:57.330
4 -	34.709	23.649	58.358	74.51	2.109	15:24:55.688
5 -	34.955	22.376	57.331	75.85	1.082	15:25:53.019
6 -	36.726	22.230	58.956	73.76	2.707	15:26:51.975
7 -	34.910	22.120	57.030 (3)	76.25	0.781	15:27:49.005
8 -	34.268	21.981	56.249 (1)	77.30		15:28:45.254
9 -	34.255	22.149	56.404 (2)	77.09	0.155	15:29:41.658

BMCRC - MRO Championships 2020 - Rnd 1 @ Brands Hatch Indy

BMCRC Thunderbike Extreme & Rookie 1000

RACE 11 - SECTOR ANALYSIS



SECTOR 1 = FL to I1, SECTOR 2 = I1 to FL, DIFF = Difference To Personal Best Lap, P = Crossed Finish Line in Pit Lane, D = Time Disallowed

P25 180 R1000 Mark OVEL			Yamaha YZFR1 -			
IDEAL LAP TIME : 57.653		BEST LAP TIME : 57.653		DIFFERENCE : 0.000		
LAP	SECTOR 1	SECTOR 2	LAP TIME	MPH	DIFF	TIME OF DAY
1 -		25.022	1:10.480	61.69	12.827	15:21:56.336
2 -	35.858	23.174	59.032	73.66	1.379	15:22:55.368
3 -	35.754	23.171	58.925	73.79	1.272	15:23:54.293
4 -	35.642	23.462	59.104	73.57	1.451	15:24:53.397
5 -	35.885	23.415	59.300	73.33	1.647	15:25:52.697
6 -	35.762	22.976	58.738	74.03	1.085	15:26:51.435
7 -	35.606	23.060	58.666 (3)	74.12	1.013	15:27:50.101
8 -	35.651	22.994	58.645 (2)	74.15	0.992	15:28:48.746
9 -	35.131	22.522	57.653 (1)	75.42		15:29:46.399

P26 54 R1000 Jonathan LEFT			Suzuki GSXR 750 - JRL Design Solutions Ltd			
IDEAL LAP TIME : 57.089		BEST LAP TIME : 57.503		DIFFERENCE : 0.414		
LAP	SECTOR 1	SECTOR 2	LAP TIME	MPH	DIFF	TIME OF DAY
1 -		24.977	1:10.856	61.37	13.353	15:21:56.712
2 -	38.890	24.021	1:02.911	69.12	5.408	15:22:59.623
3 -	35.381	23.104	58.485	74.35	0.982	15:23:58.108
4 -	35.678	23.031	58.709	74.07	1.206	15:24:56.817
5 -	35.478	22.906	58.384	74.48	0.881	15:25:55.201
6 -	35.671	23.020	58.691	74.09	1.188	15:26:53.892
7 -	34.711	22.792	57.503 (1)	75.62		15:27:51.395
8 -	34.614	22.915	57.529 (2)	75.58	0.026	15:28:48.924
9 -	34.297	23.240	57.537 (3)	75.57	0.034	15:29:46.461

P27 86 R1000 Frederico LOPES			Yamaha R1 - FLR Procurement Ltd			
IDEAL LAP TIME : 58.175		BEST LAP TIME : 58.373		DIFFERENCE : 0.198		
LAP	SECTOR 1	SECTOR 2	LAP TIME	MPH	DIFF	TIME OF DAY
1 -		24.912	1:10.827	61.39	12.454	15:21:56.683
2 -	36.171	23.805	59.976	72.50	1.603	15:22:56.659
3 -	35.981	23.258	59.239	73.40	0.866	15:23:55.898
4 -	35.935	23.528	59.463	73.13	1.090	15:24:55.361
5 -	36.106	23.129	59.235	73.41	0.862	15:25:54.596
6 -	35.725	23.444	59.169 (3)	73.49	0.796	15:26:53.765
7 -	35.957	23.406	59.363	73.25	0.990	15:27:53.128
8 -	35.171	23.202	58.373 (1)	74.49		15:28:51.501
9 -	35.717	23.004	58.721 (2)	74.05	0.348	15:29:50.222

P28 93 R1000 Tony BOTTO			Suzuki GSXR 1000 K7 - TB Motorcycles			
IDEAL LAP TIME : 58.725		BEST LAP TIME : 58.725		DIFFERENCE : 0.000		
LAP	SECTOR 1	SECTOR 2	LAP TIME	MPH	DIFF	TIME OF DAY
1 -		25.094	1:13.174	59.42	14.449	15:21:59.030
2 -	37.091	24.865	1:01.956	70.18	3.231	15:23:00.986
3 -	37.437	24.504	1:01.941	70.20	3.216	15:24:02.927
4 -	36.624	24.155	1:00.779	71.54	2.054	15:25:03.706
5 -	36.016	23.803	59.819 (3)	72.69	1.094	15:26:03.525
6 -	35.861	24.378	1:00.239	72.18	1.514	15:27:03.764
7 -	36.706	23.530	1:00.236	72.19	1.511	15:28:04.000
8 -	35.760	23.648	59.408 (2)	73.19	0.683	15:29:03.408
9 -	35.210	23.515	58.725 (1)	74.05		15:30:02.133

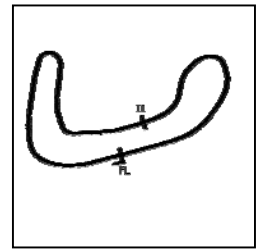
Weather / Track : Cloudy / Dry

Brands Hatch Indy
Circuit Length = 1.2079 miles
Start: 15:20 Flag 15:29 End: 15:30

BMCRC - MRO Championships 2020 - Rnd 1 @ Brands Hatch Indy

BMCRC Thunderbike Extreme & Rookie 1000

RACE 11 - SECTOR ANALYSIS



SECTOR 1 = FL to I1, SECTOR 2 = I1 to FL, DIFF = Difference To Personal Best Lap, P = Crossed Finish Line in Pit Lane, D = Time Disallowed

P29 58 R1000 Ian MCLEOD			Honda CBR1000RR - ISM Motorsport			
IDEAL LAP TIME : 59.225		BEST LAP TIME : 59.893	DIFFERENCE : 0.668			
LAP	SECTOR 1	SECTOR 2	LAP TIME	MPH	DIFF	TIME OF DAY
1 -		24.919	1:11.786	60.57	11.893	15:21:57.642
2 -	38.285	24.406	1:02.691	69.36	2.798	15:23:00.333
3 -	37.576	24.288	1:01.864	70.29	1.971	15:24:02.197
4 -	37.676	24.586	1:02.262	69.84	2.369	15:25:04.459
5 -	36.496	23.427	59.923 (3)	72.56	0.030	15:26:04.382
6 -	36.292	24.386	1:00.678	71.66	0.785	15:27:05.060
7 -	35.798	24.116	59.914 (2)	72.58	0.021	15:28:04.974
8 -	36.217	23.824	1:00.041	72.42	0.148	15:29:05.015
9 -	35.892	24.001	59.893 (1)	72.60		15:30:04.908

P30 222 R1000 Phil ROOKE			Honda CBR1000RR - A J ROOKE ELECTRICAL CONTRACTO			
IDEAL LAP TIME : 56.149		BEST LAP TIME : 56.232	DIFFERENCE : 0.083			
LAP	SECTOR 1	SECTOR 2	LAP TIME	MPH	DIFF	TIME OF DAY
1 -		23.827	1:07.429	64.49	11.197	15:21:53.285
2 -	35.795	22.896	58.691	74.09	2.459	15:22:51.976
3 -	34.780	23.628	58.408	74.45	2.176	15:23:50.384
4 -	34.842	22.757	57.599 (3)	75.49	1.367	15:24:47.983
5 -	34.107	22.125	56.232 (1)	77.33		15:25:44.215
6 -	34.389	22.042	56.431 (2)	77.06	0.199	15:26:40.646
7 -	1:12.328	25.953	1:38.281	44.24	42.049	15:28:18.927
8 -	36.906	23.394	1:00.300	72.11	4.068	15:29:19.227
9 -	35.907	23.028	58.935	73.78	2.703	15:30:18.162

P31 88 E George PRINOS			Ducati 996 - KAPPA PLANNING LTD			
IDEAL LAP TIME : 1:02.565		BEST LAP TIME : 1:02.610	DIFFERENCE : 0.045			
LAP	SECTOR 1	SECTOR 2	LAP TIME	MPH	DIFF	TIME OF DAY
1 -		25.295	1:10.755	61.45	8.145	15:21:56.611
2 -	38.300	25.316	1:03.616	68.35	1.006	15:23:00.227
3 -	39.020	25.533	1:04.553	67.36	1.943	15:24:04.780
4 -	38.673	25.227	1:03.900	68.05	1.290	15:25:08.680
5 -	38.245	25.242	1:03.487	68.49	0.877	15:26:12.167
6 -	38.015	24.958	1:02.973 (2)	69.05	0.363	15:27:15.140
7 -	38.219	25.650	1:03.869	68.08	1.259	15:28:19.009
8 -	37.973	25.042	1:03.015 (3)	69.00	0.405	15:29:22.024
9 -	37.607	25.003	1:02.610 (1)	69.45		15:30:24.634

P32 10 R1000 Matthew DENT			Ducati 1199 -			
IDEAL LAP TIME : 52.881		BEST LAP TIME : 53.051	DIFFERENCE : 0.170			
LAP	SECTOR 1	SECTOR 2	LAP TIME	MPH	DIFF	TIME OF DAY
1 -		23.136	1:06.736	65.16	13.685	15:21:52.592
2 -	32.846	21.169	54.015 (3)	80.50	0.964	15:22:46.607
3 -	32.899	21.355	54.254	80.15	1.203	15:23:40.861
4 -	31.904	21.284	53.188 (2)	81.75	0.137	15:24:34.049
5 -	32.074	20.977	53.051 (1)	81.97		15:25:27.100

Weather / Track : Cloudy / Dry

Brands Hatch Indy
Circuit Length = 1.2079 miles
Start: 15:20 Flag 15:29 End: 15:30

BMCRC - MRO Championships 2020 - Rnd 1 @ Brands Hatch Indy

BMCRC Thunderbike Extreme & Rookie 1000

RACE 11 - BEST SECTORS

SECTOR 1			SECTOR 2			IDEAL / BEST COMPARISON						
POS	NO	NAME	TIME	NO	NAME	TIME	POS	NO	NAME	IDEAL	BEST	DIFF
									PERFECT LAP	50.692		
1	961	SIM	30.587	1	SAUNDERS	20.105	1	961	SIM	50.823	51.035	0.212
2	70	DRINKALD	30.764	33	FOUNTAIN	20.117	2	1	SAUNDERS	50.883	51.149	0.266
3	1	SAUNDERS	30.778	961	SIM	20.236	3	77	MAY	51.095	51.253	0.158
4	77	MAY	30.782	77	MAY	20.313	4	70	DRINKALD	51.306	51.547	0.241
5	100	FRETWELL	31.472	100	FRETWELL	20.377	5	33	FOUNTAIN	51.640	51.640	0.000
6	90	WATSON	31.504	55	HODGINS	20.461	6	100	FRETWELL	51.849	52.064	0.215
7	33	FOUNTAIN	31.523	70	DRINKALD	20.542	7	90	WATSON	52.240	52.494	0.254
8	129	CRIPPS	31.866	66	HILL	20.694	8	55	HODGINS	52.361	52.608	0.247
9	55	HODGINS	31.900	90	WATSON	20.736	9	10	DENT	52.881	53.051	0.170
10	10	DENT	31.904	10	DENT	20.977	10	66	HILL	52.885	52.885	0.000
11	66	HILL	32.191	129	CRIPPS	21.133	11	129	CRIPPS	52.999	52.999	0.000
12	75	MAY	32.201	75	MAY	21.287	12	75	MAY	53.488	53.665	0.177
13	51	HOGARTH	32.571	619	DOOLAN	21.296	13	619	DOOLAN	53.950	54.366	0.416
14	619	DOOLAN	32.654	60	STERLING	21.297	14	60	STERLING	54.136	54.663	0.527
15	60	STERLING	32.839	274	LATIMER	21.540	15	51	HOGARTH	54.312	54.468	0.156
16	274	LATIMER	32.898	26	MAY	21.682	16	274	LATIMER	54.438	54.477	0.039
17	26	MAY	33.463	51	HOGARTH	21.741	17	26	MAY	55.145	55.145	0.000
18	223	MAY	33.574	291	HERRMANN	21.816	18	223	MAY	55.580	55.580	0.000
19	24	REYNOLDS	33.841	24	REYNOLDS	21.923	19	24	REYNOLDS	55.764	55.764	0.000
20	6	FIRTH	33.874	110	CLARKE	21.981	20	291	HERRMANN	55.834	55.834	0.000
21	291	HERRMANN	34.018	223	MAY	22.006	21	222	ROOKE	56.149	56.232	0.083
22	222	ROOKE	34.107	222	ROOKE	22.042	22	6	FIRTH	56.217	56.245	0.028
23	67	REDGEWICK	34.182	67	REDGEWICK	22.175	23	110	CLARKE	56.236	56.249	0.013
24	444	PARKER	34.190	6	FIRTH	22.343	24	67	REDGEWICK	56.357	56.420	0.063
25	110	CLARKE	34.255	444	PARKER	22.493	25	444	PARKER	56.683	56.882	0.199
26	54	LEFT	34.297	180	OVEL	22.522	26	54	LEFT	57.089	57.503	0.414
27	31	SANDERSON	34.395	31	SANDERSON	22.781	27	31	SANDERSON	57.176	57.184	0.008
28	180	OVEL	35.131	54	LEFT	22.792	28	180	OVEL	57.653	57.653	0.000
29	86	LOPES	35.171	86	LOPES	23.004	29	86	LOPES	58.175	58.373	0.198
30	93	BOTTO	35.210	58	MCLEOD	23.427	30	93	BOTTO	58.725	58.725	0.000
31	58	MCLEOD	35.798	93	BOTTO	23.515	31	58	MCLEOD	59.225	59.893	0.668
32	88	PRINOS	37.607	88	PRINOS	24.958	32	88	PRINOS	1:02.565	1:02.610	0.045

33

BMCRC - MRO Championships 2020 - Rnd 1 @ Brands Hatch Indy

BMCRC Thunderbike Extreme & Rookie 1000

RACE 11 - STATISTICS

Competitors Started 33
Planned Start 2020-03-07 @ 15:35:00.000
Actual Start 2020-03-07 @ 15:20:45.855
Finish Time 2020-03-07 @ 15:29:25.393
Track Length 1.2079mi.
Total Laps 301
Total Distance Covered 363.5916mi.

Session Fastest Lap History

NO	CL	NAME	LAP TIME	TIME OF DAY	LAP	VEHICLE
961	E	Jack SIM	51.068	15:22:33.033	2	Yamaha R6
961	E	Jack SIM	51.035	15:24:15.363	4	Yamaha R6

Session Leader History

NO	CL	NAME	FROM LAP	LAPS LED	DISTANCE	VEHICLE
961	E	Jack SIM	1	10	12.07 miles	Yamaha R6

Flag History

TYPE	TIME OF DAY
GREEN	15:20:45.855
FINISH	15:29:25.393

Flag Statistics

TYPE	COUNT	TOTAL LAPS	TOTAL TIME
Green	1	10	9:44.236
Red	0	0	0.000
Safety Car	0	0	0.000
FCY	0	0	0.000

BMCRC - MRO Championships 2020 - Rnd 1 @ Brands Hatch Indy

BMCRC Thunderbike Extreme & Rookie 1000

RACE 11 - STATISTICS

CLASS : E

16 Starters

Fastest Lap History

NO	NAME	LAP TIME	TIME OF DAY	LAP	VEHICLE
961	Jack SIM	51.068	15:22:33.033	2	Yamaha R6
961	Jack SIM	51.035	15:24:15.363	4	Yamaha R6

Leader History

NO	NAME	FROM LAP	LAPS LED	DISTANCE	VEHICLE
961	Jack SIM	1	10	12.07 miles	Yamaha R6

BMCRC - MRO Championships 2020 - Rnd 1 @ Brands Hatch Indy

BMCRC Thunderbike Extreme & Rookie 1000

RACE 11 - STATISTICS

CLASS : R1000

17 Starters

Fastest Lap History

NO	NAME	LAP TIME	TIME OF DAY	LAP	VEHICLE
33	Tony FOUNTAIN	53.350	15:22:41.337	2	Yamaha R1
33	Tony FOUNTAIN	53.295	15:23:34.630	3	Yamaha R1
100	Kenny FRETWELL	52.296	15:23:34.908	3	Suzuki GSXR 1000
100	Kenny FRETWELL	52.064	15:26:12.327	6	Suzuki GSXR 1000
70	Chris DRINKALD	51.566	15:27:13.540	7	Kawasaki ZX10RR
70	Chris DRINKALD	51.547	15:28:05.088	8	Kawasaki ZX10RR

Leader History

NO	NAME	FROM LAP	LAPS LED	DISTANCE	VEHICLE
33	Tony FOUNTAIN	1	4	4.83 miles	Yamaha R1
100	Kenny FRETWELL	5	6	7.24 miles	Suzuki GSXR 1000

BMCRC - MRO Championships 2020 - Rnd 1 @ Brands Hatch Indy

BMCRC Thunderbike Ultra & Rookie 1000

RACE 20 - GRID (10 Laps)



ROW 12	36		35	22	Jaime JOHNSON	34	58	Ian MCLEOD	59.893		
ROW 11			33	93	Tony BOTTO	32	86	Frederico LOPES	58.725 58.373 57.653		
ROW 10	30	54	Jonathan LEFT	29	67	David REDGEWICK	28	110	Michael CLARKE	57.503 56.420 56.249	
ROW 9			27	222	Phil ROOKE	26	60	Andrew STERLING	56.232 54.663 54.477		
ROW 8	24	619	Keith DOOLAN	23	10	Matthew DENT	22	66	Jonny HILL	54.366 53.051 52.885	
ROW 7			21	100	Kenny FRETWELL	20	33	Tony FOUNTAIN	52.064 51.640 51.547		
ROW 6	18			17			16				
ROW 5			15			14		13	707 Alex SYMON		
ROW 4	12	115	Albert WILLISHER	11	17	Jordan KILLWORTH	10	303	Adam NORTON		
ROW 3			9	142	Scott MILLER	8	63	Matthew WREN	7	23	Justin ROSE
ROW 2	6	275	Mark WILBY	5	102	James FEARN	4	41	David ABRAHAM		
ROW 1			3	78	Jamie THOMAS	2	82	Matt HINNELLS	1	71	Ritchie THORNTON
										Pole	

Brands Hatch Indy
Circuit Length = 1.2079 miles

These results are provisional until the conclusion of any judicial and technical matters.

Clerk Of Course :	Steward :	Timekeeper :
-------------------	-----------	--------------

Results can be found at www.tsl-timing.com

Printed - 15:36 Saturday, 07 March 2020



BMCRC - MRO Championships 2020 - Rnd 1 @ Brands Hatch Indy

BMCRC Thunderbike Ultra & Rookie 1000

RACE 20 - CLASSIFICATION



POS	NO	CL	PIC NAME	ENTRY	LAPS	TIME	GAP	DIFF	MPH	BEST	ON
1	33	R1000	1 Tony FOUNTAIN	Yamaha R1 -	10	9:47.823			73.97	56.049	9
2	10	R1000	2 Matthew DENT	Ducati 1199 -	10	9:51.391	3.568	3.568	73.53	56.755	8
3	70	R1000	3 Chris DRINKALD	Kawasaki ZX10RR - MSS Performance	10	9:52.058	4.235	0.667	73.44	56.986	8
4	78	U	1 Jamie THOMAS	Suzuki GSXR 1000 - Team RubyRacing	10	9:52.603	4.780	0.545	73.38	56.990	10
5	275	U	2 Mark WILBY	Suzuki GSXR1000 -	10	10:01.049	13.226	8.446	72.35	58.834	9
6	100	R1000	4 Kenny FRETWELL	Suzuki GSXR 1000 -	10	10:07.070	19.247	6.021	71.63	58.013	10
7	66	R1000	5 Jonny HILL	Honda CBR1000 RR - Michael J Lonsdale Group	10	10:11.903	24.080	4.833	71.06	59.288	5
8	102	U	3 James FEARN	Suzuki GSXR1000 -	10	10:12.369	24.546	0.466	71.01	58.582	5
9	41	U	4 David ABRAHAM	Yamaha R1 - Cambridge Motorcycles	10	10:13.096	25.273	0.727	70.92	58.406	9
10	17	U	5 Jordan KILLWORTH	Kawasaki ZX-10R -	10	10:20.152	32.329	7.056	70.12	58.743	9
11	110	R1000	6 Michael CLARKE	Honda CBR - BIKEBASE.ltd	10	10:23.162	35.339	3.010	69.78	59.449	9
12	23	U	6 Justin ROSE	Yamaha R1 -	10	10:27.142	39.319	3.980	69.34	59.230	10
13	142	U	7 Scott MILLER	Suzuki GSXR - Autoenhance colchester	10	10:30.260	42.437	3.118	68.99	1:00.215	10
14	54	R1000	7 Jonathan LEFT	Suzuki GSXR 750 - JRL Design Solutions Ltd	10	10:33.214	45.391	2.954	68.67	1:00.296	10
15	93	R1000	8 Tony BOTTO	Suzuki GSXR 1000 K7 - TB Motorcycles	10	10:39.155	51.332	5.941	68.03	1:01.434	10
16	67	R1000	9 David REDGEWICK	Aprilia RSV4 - WHEELIES MOTORCYCLES	10	10:40.849	53.026	1.694	67.85	1:01.443	10
17	60	R1000	10 Andrew STERLING	Bmw S1000RR - Hookup-solutions	9	9:52.360	1 Lap	1 Lap	66.07	1:02.546	5
18	115	U	8 Albert WILLSSHER	Suzuki GSXR 1000 - willsher machinery ltd	9	10:20.762	1 Lap	28.402	63.04	1:05.819	6
19	180	R1000	11 Mark OVEL	Yamaha YZF1 -	8	9:49.800	2 Laps	1 Lap	58.98	1:10.479	8

NOT CLASSIFIED

DNF	619	R1000	Keith DOOLAN	Kawasaki ZX10R - Quinton contracts	5	5:12.073	5 Laps	3 Laps	69.67	59.208	5
DNF	222	R1000	Phil ROOKE	Honda CBR1000RR - A J ROOKE ELECTRICAL CO	5	6:02.519	5 Laps	50.446	59.97	1:07.705	5
DNF	303	U	Adam NORTON	Honda CBR1000RR - NRC	2	2:25.555	8 Laps	3 Laps	59.75	1:09.143	2

FASTEST LAP

	33	R1000	Tony FOUNTAIN	Yamaha R1 -	9	56.049		77.58 mph		124.86 kph	
	78	U	Jamie THOMAS	Suzuki GSXR 1000 - Team RubyRacing	10	56.990		76.30 mph		122.80 kph	

Class R1000 - 92.5% of Race Speed = 68.42 mph

Class U - 92.5% of Race Speed = 67.87 mph

Brands Hatch Indy
Circuit Length = 1.2079 miles
Start: 10:48 Flag 10:58 End: 10:59

Weather / Track : Cloudy / Wet

These results are provisional until the conclusion of any judicial and technical matters.

Clerk Of Course :	Steward :	Timekeeper :
-------------------	-----------	--------------

Results can be found at www.tsl-timing.com

Printed - 10:59 Sunday, 08 March 2020



BMCRC - MRO Championships 2020 - Rnd 1 @ Brands Hatch Indy

BMCRC Thunderbike Ultra & Rookie 1000

RACE 20 - LAP CHART

LAP 1 @ 10:49:38.758

NO	BEHIND	LAP TIME
275		1:05.712
78	0.912	1:06.624
10	1.503	1:07.215
33	2.543	1:08.255
66	3.512	1:09.224
70	5.330	1:11.042
41	5.687	1:11.399
100	5.801	1:11.513
142	6.062	1:11.774
619	6.496	1:12.208
23	6.614	1:12.326
102	6.723	1:12.435
17	6.965	1:12.677
110	7.471	1:13.183
67	7.843	1:13.555
54	8.429	1:14.141
60	9.499	1:15.211
303	10.700	1:16.412
93	10.931	1:16.643
115	15.840	1:21.552
222	16.099	1:21.811
180	16.260	1:21.972

LAP 2 @ 10:50:38.495

NO	BEHIND	LAP TIME
275		59.737
10	0.411	58.645
78	1.090	59.915
33	1.740	58.934
70	3.981	58.388
66	4.178	1:00.403
100	6.966	1:00.902
619	8.111	1:01.352
41	9.108	1:03.158
102	9.633	1:02.647
142	10.470	1:04.145
17	11.360	1:04.132
110	12.324	1:04.590
23	13.533	1:06.656
54	13.698	1:05.006
67	14.141	1:06.035
60	14.541	1:04.779
93	15.104	1:03.910
303	20.106	1:09.143
115	24.968	1:08.865
222	27.849	1:11.487
180	30.038	1:13.515

LAP 3 @ 10:51:37.869

NO	BEHIND	LAP TIME
10		58.963
33	0.982	58.616
275	1.032	1:00.406
78	1.531	59.815
70	1.790	57.183
66	5.389	1:00.585
100	7.754	1:00.162
619	8.429	59.692
102	10.297	1:00.038
41	12.766	1:03.032
142	14.550	1:03.454

17	14.858	1:02.872
110	16.125	1:03.175
54	16.401	1:02.077
23	18.282	1:04.123
93	18.851	1:03.121
67	19.115	1:04.348
60	20.449	1:05.282
115	35.038	1:09.444
222	39.920	1:11.445
180	43.787	1:13.123

LAP 4 @ 10:52:37.089

NO	BEHIND	LAP TIME
10		59.220
33	0.973	59.211
78	1.562	59.251
70	2.147	59.577
275	2.702	1:00.890
66	6.626	1:00.457
100	8.384	59.850
619	8.822	59.613
102	10.207	59.130
41	13.975	1:00.429
17	17.146	1:01.508
142	17.919	1:02.589
110	18.324	1:01.419
54	18.660	1:01.479
23	21.585	1:02.523
93	22.011	1:02.380
67	23.240	1:03.345
60	25.645	1:04.416
115	43.874	1:08.056
222	50.771	1:10.071
180	56.047	1:11.480

LAP 5 @ 10:53:35.774

NO	BEHIND	LAP TIME
10		58.685
70	0.659	57.197
33	0.980	58.692
78	1.486	58.609
275	3.457	59.440
66	7.229	59.288
619	9.345	59.208
100	9.500	59.801
102	10.104	58.582
41	14.725	59.435
17	19.039	1:00.578
110	20.650	1:01.011
142	20.996	1:01.762
54	21.433	1:01.458
23	23.937	1:01.037
93	25.488	1:02.162
67	27.624	1:03.069
60	29.506	1:02.546
115	52.120	1:06.931

LAP 6 @ 10:54:34.292

NO	BEHIND	LAP TIME
10		58.518
33	0.707	58.245
70	0.891	58.750
222	1 Lap	1:07.705

78	1.488	58.520
275	3.777	58.838
66	8.248	59.537
100	11.121	1:00.139
102	11.731	1:00.145
41	15.395	59.188
180	1 Lap	1:17.295
17	20.583	1:00.062
110	21.721	59.589
54	23.331	1:00.416
142	23.876	1:01.398
23	25.298	59.879
93	29.705	1:02.735
67	31.745	1:02.639
60	36.012	1:05.024

LAP 7 @ 10:55:32.134

NO	BEHIND	LAP TIME
33		57.135
10	0.620	58.462
70	1.398	58.349
115	1 Lap	1:05.819
78	1.856	58.210
275	5.227	59.292
66	11.487	1:01.081
100	12.826	59.547
102	13.744	59.855
41	17.578	1:00.025
17	23.087	1:00.346
110	24.621	1:00.742
142	29.026	1:02.992
180	1 Lap	1:10.737
54	29.275	1:03.786
23	29.489	1:02.033
93	34.406	1:02.543
67	36.212	1:02.309
60	42.902	1:04.732

LAP 8 @ 10:56:28.410

NO	BEHIND	LAP TIME
33		56.276
10	1.099	56.755
70	2.108	56.986
78	3.078	57.498
275	7.964	59.013
115	1 Lap	1:06.410
100	15.302	58.752
66	16.464	1:01.253
102	17.386	59.918
41	20.407	59.105
17	26.150	59.339
110	28.029	59.684
23	33.063	59.850
142	34.051	1:01.301
54	36.965	1:03.966
93	40.582	1:02.452
67	42.414	1:02.478
180	1 Lap	1:11.199
60	51.994	1:05.368

LAP 9 @ 10:57:24.459

NO	BEHIND	LAP TIME
33		56.049

10	2.206	57.156
70	3.219	57.160
78	4.200	57.171
275	10.749	58.834
100	17.644	58.391
66	20.956	1:00.541
102	21.677	1:00.340
115	1 Lap	1:06.889
41	22.764	58.406
17	28.844	58.743
110	31.429	59.449
23	36.499	59.485
142	38.632	1:00.630
54	41.505	1:00.589
93	46.308	1:01.775
67	47.993	1:01.628

LAP 10 @ 10:58:20.869

NO	BEHIND	LAP TIME
33		56.410
180	2 Laps	1:10.479
10	3.568	57.772
70	4.235	57.426
60	1 Lap	1:05.002
78	4.780	56.990
275	13.226	58.887
100	19.247	58.013
66	24.080	59.534
102	24.546	59.279
41	25.273	58.919
17	32.329	59.895
115	1 Lap	1:06.796
110	35.339	1:00.320
23	39.319	59.230
142	42.437	1:00.215
54	45.391	1:00.296
93	51.332	1:01.434
67	53.026	1:01.443

Weather / Track : Cloudy / Wet

Brands Hatch Indy
Circuit Length = 1.2079 miles
Start: 10:48 Flag 10:58 End: 10:59

Results can be found at www.tsl-timing.com

Printed - 11:00 Sunday, 08 March 2020

BMCRC - MRO Championships 2020 - Rnd 1 @ Brands Hatch Indy

BMCRC Thunderbike Ultra & Rookie 1000

RACE 20 - SECTOR ANALYSIS



SECTOR 1 = FL to I1, SECTOR 2 = I1 to FL, DIFF = Difference To Personal Best Lap, P = Crossed Finish Line in Pit Lane, D = Time Disallowed

P1 33 R1000 Tony FOUNTAIN			Yamaha R1 -			
IDEAL LAP TIME : 56.001		BEST LAP TIME : 56.049		DIFFERENCE : 0.048		
LAP	SECTOR 1	SECTOR 2	LAP TIME	MPH	DIFF	TIME OF DAY
1 -		23.758	1:08.255	63.71	12.206	10:49:41.301
2 -	35.611	23.323	58.934	73.78	2.885	10:50:40.235
3 -	35.168	23.448	58.616	74.18	2.567	10:51:38.851
4 -	35.980	23.231	59.211	73.44	3.162	10:52:38.062
5 -	35.147	23.545	58.692	74.09	2.643	10:53:36.754
6 -	34.954	23.291	58.245	74.66	2.196	10:54:34.999
7 -	34.260	22.875	57.135	76.11	1.086	10:55:32.134
8 -	33.803	22.473	56.276 (2)	77.27	0.227	10:56:28.410
9 -	33.718	22.331	56.049 (1)	77.58		10:57:24.459
10 -	34.127	22.283	56.410 (3)	77.08	0.361	10:58:20.869

P2 10 R1000 Matthew DENT			Ducati 1199 -			
IDEAL LAP TIME : 56.640		BEST LAP TIME : 56.755		DIFFERENCE : 0.115		
LAP	SECTOR 1	SECTOR 2	LAP TIME	MPH	DIFF	TIME OF DAY
1 -		23.528	1:07.215	64.69	10.460	10:49:40.261
2 -	35.538	23.107	58.645	74.15	1.890	10:50:38.906
3 -	35.577	23.386	58.963	73.75	2.208	10:51:37.869
4 -	35.525	23.695	59.220	73.43	2.465	10:52:37.089
5 -	35.288	23.397	58.685	74.10	1.930	10:53:35.774
6 -	35.111	23.407	58.518	74.31	1.763	10:54:34.292
7 -	35.610	22.852	58.462	74.38	1.707	10:55:32.754
8 -	34.110	22.645	56.755 (1)	76.62		10:56:29.509
9 -	33.998	23.158	57.156 (2)	76.08	0.401	10:57:26.665
10 -	33.995	23.777	57.772 (3)	75.27	1.017	10:58:24.437

P3 70 R1000 Chris DRINKALD			Kawasaki ZX10RR - MSS Performance			
IDEAL LAP TIME : 56.912		BEST LAP TIME : 56.986		DIFFERENCE : 0.074		
LAP	SECTOR 1	SECTOR 2	LAP TIME	MPH	DIFF	TIME OF DAY
1 -		25.564	1:11.042	61.21	14.056	10:49:44.088
2 -	34.981	23.407	58.388	74.47	1.402	10:50:42.476
3 -	34.026	23.157	57.183 (3)	76.04	0.197	10:51:39.659
4 -	36.436	23.141	59.577	72.99	2.591	10:52:39.236
5 -	34.259	22.938	57.197	76.02	0.211	10:53:36.433
6 -	34.635	24.115	58.750	74.01	1.764	10:54:35.183
7 -	35.010	23.339	58.349	74.52	1.363	10:55:33.532
8 -	34.062	22.924	56.986 (1)	76.31		10:56:30.518
9 -	34.218	22.942	57.160 (2)	76.07	0.174	10:57:27.678
10 -	33.988	23.438	57.426	75.72	0.440	10:58:25.104

P4 78 U Jamie THOMAS			Suzuki GSXR 1000 - Team RubyRacing			
IDEAL LAP TIME : 56.990		BEST LAP TIME : 56.990		DIFFERENCE : 0.000		
LAP	SECTOR 1	SECTOR 2	LAP TIME	MPH	DIFF	TIME OF DAY
1 -		23.782	1:06.624	65.27	9.634	10:49:39.670
2 -	36.265	23.650	59.915	72.57	2.925	10:50:39.585
3 -	36.091	23.724	59.815	72.70	2.825	10:51:39.400
4 -	36.209	23.042	59.251	73.39	2.261	10:52:38.651
5 -	35.757	22.852	58.609	74.19	1.619	10:53:37.260
6 -	35.588	22.932	58.520	74.30	1.530	10:54:35.780
7 -	35.368	22.842	58.210	74.70	1.220	10:55:33.990
8 -	34.939	22.559	57.498 (3)	75.63	0.508	10:56:31.488
9 -	34.645	22.526	57.171 (2)	76.06	0.181	10:57:28.659
10 -	34.489	22.501	56.990 (1)	76.30		10:58:25.649

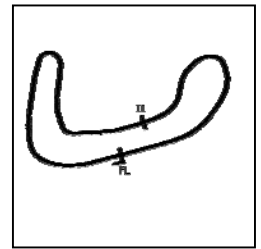
Weather / Track : Cloudy / Wet

Brands Hatch Indy
Circuit Length = 1.2079 miles
Start: 10:48 Flag 10:58 End: 10:59

BMCRC - MRO Championships 2020 - Rnd 1 @ Brands Hatch Indy

BMCRC Thunderbike Ultra & Rookie 1000

RACE 20 - SECTOR ANALYSIS



SECTOR 1 = FL to I1, SECTOR 2 = I1 to FL, DIFF = Difference To Personal Best Lap, P = Crossed Finish Line in Pit Lane, D = Time Disallowed

P5 275 U Mark WILBY			Suzuki GSXR1000 -			
IDEAL LAP TIME : 58.749		BEST LAP TIME : 58.834	DIFFERENCE : 0.085			
LAP	SECTOR 1	SECTOR 2	LAP TIME	MPH	DIFF	TIME OF DAY
1 -		23.828	1:05.712	66.17	6.878	10:49:38.758
2 -	36.174	23.563	59.737	72.79	0.903	10:50:38.495
3 -	36.242	24.164	1:00.406	71.98	1.572	10:51:38.901
4 -	36.989	23.901	1:00.890	71.41	2.056	10:52:39.791
5 -	35.701	23.739	59.440	73.15	0.606	10:53:39.231
6 -	35.526	23.312	58.838 (2)	73.90	0.004	10:54:38.069
7 -	35.806	23.486	59.292	73.34	0.458	10:55:37.361
8 -	35.652	23.361	59.013	73.68	0.179	10:56:36.374
9 -	35.437	23.397	58.834 (1)	73.91		10:57:35.208
10 -	35.533	23.354	58.887 (3)	73.84	0.053	10:58:34.095

P6 100 R1000 Kenny FRETWELL			Suzuki GSXR 1000 -			
IDEAL LAP TIME : 58.013		BEST LAP TIME : 58.013	DIFFERENCE : 0.000			
LAP	SECTOR 1	SECTOR 2	LAP TIME	MPH	DIFF	TIME OF DAY
1 -		25.451	1:11.513	60.80	13.500	10:49:44.559
2 -	37.330	23.572	1:00.902	71.40	2.889	10:50:45.461
3 -	36.592	23.570	1:00.162	72.28	2.149	10:51:45.623
4 -	36.149	23.701	59.850	72.65	1.837	10:52:45.473
5 -	36.549	23.252	59.801	72.71	1.788	10:53:45.274
6 -	35.620	24.519	1:00.139	72.30	2.126	10:54:45.413
7 -	36.299	23.248	59.547	73.02	1.534	10:55:44.960
8 -	35.642	23.110	58.752 (3)	74.01	0.739	10:56:43.712
9 -	35.473	22.918	58.391 (2)	74.47	0.378	10:57:42.103
10 -	35.154	22.859	58.013 (1)	74.95		10:58:40.116

P7 66 R1000 Jonny HILL			Honda CBR1000 RR - Michael J Lonsdale Group			
IDEAL LAP TIME : 58.959		BEST LAP TIME : 59.288	DIFFERENCE : 0.329			
LAP	SECTOR 1	SECTOR 2	LAP TIME	MPH	DIFF	TIME OF DAY
1 -		24.214	1:09.224	62.81	9.936	10:49:42.270
2 -	36.401	24.002	1:00.403	71.99	1.115	10:50:42.673
3 -	36.624	23.961	1:00.585	71.77	1.297	10:51:43.258
4 -	36.580	23.877	1:00.457	71.92	1.169	10:52:43.715
5 -	35.739	23.549	59.288 (1)	73.34		10:53:43.003
6 -	36.317	23.220	59.537 (3)	73.04	0.249	10:54:42.540
7 -	37.082	23.999	1:01.081	71.19	1.793	10:55:43.621
8 -	37.190	24.063	1:01.253	70.99	1.965	10:56:44.874
9 -	36.669	23.872	1:00.541	71.82	1.253	10:57:45.415
10 -	36.225	23.309	59.534 (2)	73.04	0.246	10:58:44.949

P8 102 U James FEARN			Suzuki GSXR1000 -			
IDEAL LAP TIME : 58.582		BEST LAP TIME : 58.582	DIFFERENCE : 0.000			
LAP	SECTOR 1	SECTOR 2	LAP TIME	MPH	DIFF	TIME OF DAY
1 -		26.268	1:12.435	60.03	13.853	10:49:45.481
2 -	38.314	24.333	1:02.647	69.41	4.065	10:50:48.128
3 -	36.191	23.847	1:00.038	72.43	1.456	10:51:48.166
4 -	35.780	23.350	59.130 (2)	73.54	0.548	10:52:47.296
5 -	35.276	23.306	58.582 (1)	74.23		10:53:45.878
6 -	35.495	24.650	1:00.145	72.30	1.563	10:54:46.023
7 -	36.169	23.686	59.855	72.65	1.273	10:55:45.878
8 -	36.028	23.890	59.918	72.57	1.336	10:56:45.796
9 -	36.092	24.248	1:00.340	72.06	1.758	10:57:46.136
10 -	35.707	23.572	59.279 (3)	73.35	0.697	10:58:45.415

Weather / Track : Cloudy / Wet

Brands Hatch Indy
Circuit Length = 1.2079 miles
Start: 10:48 Flag 10:58 End: 10:59

BMCRC - MRO Championships 2020 - Rnd 1 @ Brands Hatch Indy

BMCRC Thunderbike Ultra & Rookie 1000

RACE 20 - SECTOR ANALYSIS



SECTOR 1 = FL to I1, SECTOR 2 = I1 to FL, DIFF = Difference To Personal Best Lap, P = Crossed Finish Line in Pit Lane, D = Time Disallowed

P9 41 U		David ABRAHAM		Yamaha R1 - Cambridge Motorcycles		
IDEAL LAP TIME : 58.406		BEST LAP TIME : 58.406		DIFFERENCE : 0.000		
LAP	SECTOR 1	SECTOR 2	LAP TIME	MPH	DIFF	TIME OF DAY
1 -		26.268	1:11.399	60.90	12.993	10:49:44.445
2 -	37.498	25.660	1:03.158	68.85	4.752	10:50:47.603
3 -	38.271	24.761	1:03.032	68.99	4.626	10:51:50.635
4 -	36.380	24.049	1:00.429	71.96	2.023	10:52:51.064
5 -	35.465	23.970	59.435	73.16	1.029	10:53:50.499
6 -	35.366	23.822	59.188	73.47	0.782	10:54:49.687
7 -	36.134	23.891	1:00.025	72.44	1.619	10:55:49.712
8 -	35.436	23.669	59.105 (3)	73.57	0.699	10:56:48.817
9 -	34.745	23.661	58.406 (1)	74.45		10:57:47.223
10 -	35.112	23.807	58.919 (2)	73.80	0.513	10:58:46.142

P10 17 U		Jordan KILLWORTH		Kawasaki ZX-10R -		
IDEAL LAP TIME : 58.743		BEST LAP TIME : 58.743		DIFFERENCE : 0.000		
LAP	SECTOR 1	SECTOR 2	LAP TIME	MPH	DIFF	TIME OF DAY
1 -		26.094	1:12.677	59.83	13.934	10:49:45.723
2 -	39.537	24.595	1:04.132	67.80	5.389	10:50:49.855
3 -	38.293	24.579	1:02.872	69.16	4.129	10:51:52.727
4 -	37.493	24.015	1:01.508	70.69	2.765	10:52:54.235
5 -	37.043	23.535	1:00.578	71.78	1.835	10:53:54.813
6 -	36.368	23.694	1:00.062	72.40	1.319	10:54:54.875
7 -	36.739	23.607	1:00.346	72.06	1.603	10:55:55.221
8 -	35.993	23.346	59.339 (2)	73.28	0.596	10:56:54.560
9 -	35.411	23.332	58.743 (1)	74.02		10:57:53.303
10 -	36.143	23.752	59.895 (3)	72.60	1.152	10:58:53.198

P11 110 R1000		Michael CLARKE		Honda CBR - BIKEBASE.ltd		
IDEAL LAP TIME : 58.924		BEST LAP TIME : 59.449		DIFFERENCE : 0.525		
LAP	SECTOR 1	SECTOR 2	LAP TIME	MPH	DIFF	TIME OF DAY
1 -		26.191	1:13.183	59.42	13.734	10:49:46.229
2 -	39.249	25.341	1:04.590	67.32	5.141	10:50:50.819
3 -	38.192	24.983	1:03.175	68.83	3.726	10:51:53.994
4 -	36.993	24.426	1:01.419	70.80	1.970	10:52:55.413
5 -	37.325	23.686	1:01.011	71.27	1.562	10:53:56.424
6 -	35.964	23.625	59.589 (2)	72.97	0.140	10:54:56.013
7 -	36.960	23.782	1:00.742	71.59	1.293	10:55:56.755
8 -	36.421	23.263	59.684 (3)	72.86	0.235	10:56:56.439
9 -	35.661	23.788	59.449 (1)	73.14		10:57:55.888
10 -	36.444	23.876	1:00.320	72.09	0.871	10:58:56.208

P12 23 U		Justin ROSE		Yamaha R1 -		
IDEAL LAP TIME : 58.645		BEST LAP TIME : 59.230		DIFFERENCE : 0.585		
LAP	SECTOR 1	SECTOR 2	LAP TIME	MPH	DIFF	TIME OF DAY
1 -		27.113	1:12.326	60.12	13.096	10:49:45.372
2 -	40.542	26.114	1:06.656	65.23	7.426	10:50:52.028
3 -	38.803	25.320	1:04.123	67.81	4.893	10:51:56.151
4 -	38.219	24.304	1:02.523	69.55	3.293	10:52:58.674
5 -	37.043	23.994	1:01.037	71.24	1.807	10:53:59.711
6 -	36.019	23.860	59.879	72.62	0.649	10:54:59.590
7 -	36.304	25.729	1:02.033	70.10	2.803	10:56:01.623
8 -	36.443	23.407	59.850 (3)	72.65	0.620	10:57:01.473
9 -	35.537	23.948	59.485 (2)	73.10	0.255	10:58:00.958
10 -	36.122	23.108	59.230 (1)	73.41		10:59:00.188

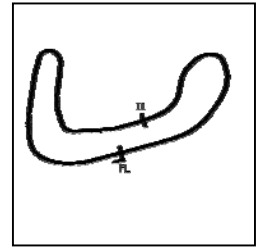
Weather / Track : Cloudy / Wet

Brands Hatch Indy
Circuit Length = 1.2079 miles
Start: 10:48 Flag 10:58 End: 10:59

BMCRC - MRO Championships 2020 - Rnd 1 @ Brands Hatch Indy

BMCRC Thunderbike Ultra & Rookie 1000

RACE 20 - SECTOR ANALYSIS



SECTOR 1 = FL to I1, SECTOR 2 = I1 to FL, DIFF = Difference To Personal Best Lap, P = Crossed Finish Line in Pit Lane, D = Time Disallowed

P13 142 U Scott MILLER			Suzuki GSXR - Autoenhance colchester			
IDEAL LAP TIME : 1:00.102		BEST LAP TIME : 1:00.215	DIFFERENCE : 0.113			
LAP	SECTOR 1	SECTOR 2	LAP TIME	MPH	DIFF	TIME OF DAY
1 -		26.204	1:11.774	60.58	11.559	10:49:44.820
2 -	38.975	25.170	1:04.145	67.79	3.930	10:50:48.965
3 -	38.770	24.684	1:03.454	68.53	3.239	10:51:52.419
4 -	38.147	24.442	1:02.589	69.47	2.374	10:52:55.008
5 -	37.758	24.004	1:01.762	70.40	1.547	10:53:56.770
6 -	37.347	24.051	1:01.398	70.82	1.183	10:54:58.168
7 -	37.407	25.585	1:02.992	69.03	2.777	10:56:01.160
8 -	37.620	23.681	1:01.301 (3)	70.93	1.086	10:57:02.461
9 -	36.907	23.723	1:00.630 (2)	71.72	0.415	10:58:03.091
10 -	36.421	23.794	1:00.215 (1)	72.21		10:59:03.306

P14 54 R1000 Jonathan LEFT			Suzuki GSXR 750 - JRL Design Solutions Ltd			
IDEAL LAP TIME : 1:00.143		BEST LAP TIME : 1:00.296	DIFFERENCE : 0.153			
LAP	SECTOR 1	SECTOR 2	LAP TIME	MPH	DIFF	TIME OF DAY
1 -		25.670	1:14.141	58.65	13.845	10:49:47.187
2 -	38.951	26.055	1:05.006	66.89	4.710	10:50:52.193
3 -	37.639	24.438	1:02.077	70.05	1.781	10:51:54.270
4 -	36.770	24.709	1:01.479	70.73	1.183	10:52:55.749
5 -	37.148	24.310	1:01.458	70.75	1.162	10:53:57.207
6 -	36.143	24.273	1:00.416 (2)	71.97	0.120	10:54:57.623
7 -	36.629	27.157	1:03.786	68.17	3.490	10:56:01.409
8 -	39.523	24.443	1:03.966	67.98	3.670	10:57:05.375
9 -	36.487	24.102	1:00.589 (3)	71.77	0.293	10:58:05.964
10 -	36.041	24.255	1:00.296 (1)	72.12		10:59:06.260

P15 93 R1000 Tony BOTTO			Suzuki GSXR 1000 K7 - TB Motorcycles			
IDEAL LAP TIME : 1:01.180		BEST LAP TIME : 1:01.434	DIFFERENCE : 0.254			
LAP	SECTOR 1	SECTOR 2	LAP TIME	MPH	DIFF	TIME OF DAY
1 -		27.506	1:16.643	56.73	15.209	10:49:49.689
2 -	38.095	25.815	1:03.910	68.04	2.476	10:50:53.599
3 -	38.098	25.023	1:03.121	68.89	1.687	10:51:56.720
4 -	37.899	24.481	1:02.380	69.71	0.946	10:52:59.100
5 -	37.548	24.614	1:02.162 (3)	69.95	0.728	10:54:01.262
6 -	37.698	25.037	1:02.735	69.31	1.301	10:55:03.997
7 -	36.845	25.698	1:02.543	69.52	1.109	10:56:06.540
8 -	38.117	24.335	1:02.452	69.63	1.018	10:57:08.992
9 -	37.205	24.570	1:01.775 (2)	70.39	0.341	10:58:10.767
10 -	37.040	24.394	1:01.434 (1)	70.78		10:59:12.201

P16 67 R1000 David REDGEWICK			Aprilia RSV4 - WHEELIES MOTORCYCLES			
IDEAL LAP TIME : 1:01.414		BEST LAP TIME : 1:01.443	DIFFERENCE : 0.029			
LAP	SECTOR 1	SECTOR 2	LAP TIME	MPH	DIFF	TIME OF DAY
1 -		25.979	1:13.555	59.12	12.112	10:49:46.601
2 -	40.092	25.943	1:06.035	65.85	4.592	10:50:52.636
3 -	39.130	25.218	1:04.348	67.57	2.905	10:51:56.984
4 -	38.535	24.810	1:03.345	68.64	1.902	10:53:00.329
5 -	38.608	24.461	1:03.069	68.94	1.626	10:54:03.398
6 -	38.217	24.422	1:02.639	69.42	1.196	10:55:06.037
7 -	37.827	24.482	1:02.309 (3)	69.79	0.866	10:56:08.346
8 -	37.562	24.916	1:02.478	69.60	1.035	10:57:10.824
9 -	37.646	23.982	1:01.628 (2)	70.56	0.185	10:58:12.452
10 -	37.432	24.011	1:01.443 (1)	70.77		10:59:13.895

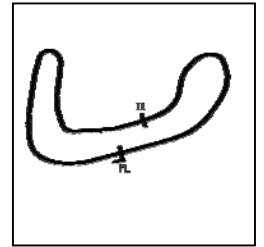
Weather / Track : Cloudy / Wet

Brands Hatch Indy
Circuit Length = 1.2079 miles
Start: 10:48 Flag 10:58 End: 10:59

BMCRC - MRO Championships 2020 - Rnd 1 @ Brands Hatch Indy

BMCRC Thunderbike Ultra & Rookie 1000

RACE 20 - SECTOR ANALYSIS



SECTOR 1 = FL to I1, SECTOR 2 = I1 to FL, DIFF = Difference To Personal Best Lap, P = Crossed Finish Line in Pit Lane, D = Time Disallowed

P17 60 R1000 Andrew STERLING			Bmw S1000RR - Hookup-solutions			
IDEAL LAP TIME : 1:02.546		BEST LAP TIME : 1:02.546		DIFFERENCE : 0.000		
LAP	SECTOR 1	SECTOR 2	LAP TIME	MPH	DIFF	TIME OF DAY
1 -		26.394	1:15.211	57.81	12.665	10:49:48.257
2 -	39.297	25.482	1:04.779	67.12	2.233	10:50:53.036
3 -	39.880	25.402	1:05.282	66.61	2.736	10:51:58.318
4 -	39.351	25.065	1:04.416 (2)	67.50	1.870	10:53:02.734
5 -	38.264	24.282	1:02.546 (1)	69.52		10:54:05.280
6 -	38.942	26.082	1:05.024	66.87	2.478	10:55:10.304
7 -	39.307	25.425	1:04.732 (3)	67.17	2.186	10:56:15.036
8 -	39.726	25.642	1:05.368	66.52	2.822	10:57:20.404
9 -	39.594	25.408	1:05.002	66.89	2.456	10:58:25.406

P18 115 U Albert WILLISHER			Suzuki GSXR 1000 - willsher machinery ltd			
IDEAL LAP TIME : 1:05.415		BEST LAP TIME : 1:05.819		DIFFERENCE : 0.404		
LAP	SECTOR 1	SECTOR 2	LAP TIME	MPH	DIFF	TIME OF DAY
1 -		30.093	1:21.552	53.32	15.733	10:49:54.598
2 -	41.525	27.340	1:08.865	63.14	3.046	10:51:03.463
3 -	41.559	27.885	1:09.444	62.62	3.625	10:52:12.907
4 -	41.637	26.419	1:08.056	63.89	2.237	10:53:20.963
5 -	40.931	26.000	1:06.931	64.97	1.112	10:54:27.894
6 -	39.415	26.404	1:05.819 (1)	66.06		10:55:33.713
7 -	39.978	26.432	1:06.410 (2)	65.48	0.591	10:56:40.123
8 -	40.143	26.746	1:06.889	65.01	1.070	10:57:47.012
9 -	40.378	26.418	1:06.796 (3)	65.10	0.977	10:58:53.808

P19 180 R1000 Mark OVEL			Yamaha YZFR1 -			
IDEAL LAP TIME : 1:09.648		BEST LAP TIME : 1:10.479		DIFFERENCE : 0.831		
LAP	SECTOR 1	SECTOR 2	LAP TIME	MPH	DIFF	TIME OF DAY
1 -		29.932	1:21.972	53.04	11.493	10:49:55.018
2 -	45.026	28.489	1:13.515	59.15	3.036	10:51:08.533
3 -	43.968	29.155	1:13.123	59.46	2.644	10:52:21.656
4 -	43.436	28.044	1:11.480	60.83	1.001	10:53:33.136
5 -	46.151	31.144	1:17.295	56.25	6.816	10:54:50.431
6 -	43.403	27.334	1:10.737 (2)	61.47	0.258	10:56:01.168
7 -	43.916	27.283	1:11.199 (3)	61.07	0.720	10:57:12.367
8 -	42.365	28.114	1:10.479 (1)	61.70		10:58:22.846

P20 619 R1000 Keith DOOLAN			Kawasaki ZX10R - Quinton contracts			
IDEAL LAP TIME : 58.580		BEST LAP TIME : 59.208		DIFFERENCE : 0.628		
LAP	SECTOR 1	SECTOR 2	LAP TIME	MPH	DIFF	TIME OF DAY
1 -		25.741	1:12.208	60.22	13.000	10:49:45.254
2 -	37.196	24.156	1:01.352	70.87	2.144	10:50:46.606
3 -	36.381	23.311	59.692 (3)	72.85	0.484	10:51:46.298
4 -	35.613	24.000	59.613 (2)	72.94	0.405	10:52:45.911
5 -	35.477	23.731	59.208 (1)	73.44		10:53:45.119

P21 222 R1000 Phil ROOKE			Honda CBR1000RR - A J ROOKE ELECTRICAL CONTRACTO			
IDEAL LAP TIME : 1:07.705		BEST LAP TIME : 1:07.705		DIFFERENCE : 0.000		
LAP	SECTOR 1	SECTOR 2	LAP TIME	MPH	DIFF	TIME OF DAY
1 -		29.528	1:21.811	53.15	14.106	10:49:54.857
2 -	42.842	28.645	1:11.487	60.83	3.782	10:51:06.344
3 -	42.974	28.471	1:11.445 (3)	60.86	3.740	10:52:17.789
4 -	42.500	27.571	1:10.071 (2)	62.05	2.366	10:53:27.860
5 -	41.120	26.585	1:07.705 (1)	64.22		10:54:35.565

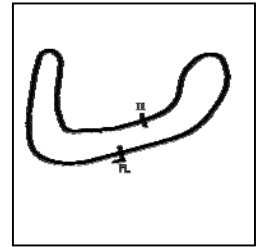
Weather / Track : Cloudy / Wet

Brands Hatch Indy
Circuit Length = 1.2079 miles
Start: 10:48 Flag 10:58 End: 10:59

BMCRC - MRO Championships 2020 - Rnd 1 @ Brands Hatch Indy

BMCRC Thunderbike Ultra & Rookie 1000

RACE 20 - SECTOR ANALYSIS



SECTOR 1 = FL to I1, SECTOR 2 = I1 to FL, DIFF = Difference To Personal Best Lap, P = Crossed Finish Line in Pit Lane, D = Time Disallowed

P22 303 U		Adam NORTON		Honda CBR1000RR - NRC		
IDEAL LAP TIME : 1:09.143		BEST LAP TIME : 1:09.143		DIFFERENCE : 0.000		
LAP	SECTOR 1	SECTOR 2	LAP TIME	MPH	DIFF	TIME OF DAY
1 -		27.486	1:16.412	56.90	7.269	10:49:49.458
2 -	42.455	26.688	1:09.143 (1)	62.89		10:50:58.601

Weather / Track : Cloudy / Wet

Results can be found at www.tsl-timing.com

Page 6 of 6

Brands Hatch Indy
Circuit Length = 1.2079 miles
Start: 10:48 Flag 10:58 End: 10:59

Printed - 11:00 Sunday, 08 March 2020

BMCRC - MRO Championships 2020 - Rnd 1 @ Brands Hatch Indy

BMCRC Thunderbike Ultra & Rookie 1000

RACE 20 - BEST SECTORS

SECTOR 1			SECTOR 2			IDEAL / BEST COMPARISON						
POS	NO	NAME	TIME	NO	NAME	TIME	POS	NO	NAME	IDEAL	BEST	DIFF
									PERFECT LAP	56.001		
1	33	FOUNTAIN	33.718	33	FOUNTAIN	22.283	1	33	FOUNTAIN	56.001	56.049	0.048
2	70	DRINKALD	33.988	78	THOMAS	22.501	2	10	DENT	56.640	56.755	0.115
3	10	DENT	33.995	10	DENT	22.645	3	70	DRINKALD	56.912	56.986	0.074
4	78	THOMAS	34.489	100	FRETWELL	22.859	4	78	THOMAS	56.990	56.990	0.000
5	41	ABRAHAM	34.745	70	DRINKALD	22.924	5	100	FRETWELL	58.013	58.013	0.000
6	100	FRETWELL	35.154	23	ROSE	23.108	6	41	ABRAHAM	58.406	58.406	0.000
7	619	DOOLAN	35.269	66	HILL	23.220	7	619	DOOLAN	58.580	59.208	0.628
8	102	FEARN	35.276	110	CLARKE	23.263	8	102	FEARN	58.582	58.582	0.000
9	17	KILLWORTH	35.411	102	FEARN	23.306	9	23	ROSE	58.645	59.230	0.585
10	275	WILBY	35.437	619	DOOLAN	23.311	10	17	KILLWORTH	58.743	58.743	0.000
11	23	ROSE	35.537	275	WILBY	23.312	11	275	WILBY	58.749	58.834	0.085
12	110	CLARKE	35.661	17	KILLWORTH	23.332	12	110	CLARKE	58.924	59.449	0.525
13	66	HILL	35.739	41	ABRAHAM	23.661	13	66	HILL	58.959	59.288	0.329
14	54	LEFT	36.041	142	MILLER	23.681	14	142	MILLER	1:00.102	1:00.215	0.113
15	142	MILLER	36.421	67	REDGEWICK	23.982	15	54	LEFT	1:00.143	1:00.296	0.153
16	93	BOTTO	36.845	54	LEFT	24.102	16	93	BOTTO	1:01.180	1:01.434	0.254
17	67	REDGEWICK	37.432	60	STERLING	24.282	17	67	REDGEWICK	1:01.414	1:01.443	0.029
18	60	STERLING	38.264	93	BOTTO	24.335	18	60	STERLING	1:02.546	1:02.546	0.000
19	115	WILLSHER	39.415	115	WILLSHER	26.000	19	115	WILLSHER	1:05.415	1:05.819	0.404
20	222	ROOKE	41.120	222	ROOKE	26.585	20	222	ROOKE	1:07.705	1:07.705	0.000
21	180	OVEL	42.365	303	NORTON	26.688	21	303	NORTON	1:09.143	1:09.143	0.000
22	303	NORTON	42.455	180	OVEL	27.283	22	180	OVEL	1:09.648	1:10.479	0.831

Weather / Track : Cloudy / Wet

Results can be found at www.tsl-timing.com

Brands Hatch Indy
Circuit Length = 1.2079 miles
Start: 10:48 Flag 10:58 End: 10:59

Printed - 11:00 Sunday, 08 March 2020

BMCRC - MRO Championships 2020 - Rnd 1 @ Brands Hatch Indy

BMCRC Thunderbike Ultra & Rookie 1000

RACE 20 - STATISTICS

Competitors Started 22
Planned Start 2020-03-08 @ 10:31:00.000
Actual Start 2020-03-08 @ 10:48:33.045
Finish Time 2020-03-08 @ 10:58:20.868
Track Length 1.2079mi.
Total Laps 198
Total Distance Covered 239.1732mi.

Session Fastest Lap History

NO	CL	NAME	LAP TIME	TIME OF DAY	LAP	VEHICLE
275	U	Mark WILBY	59.737	10:50:38.508	2	Suzuki GSXR1000
10	R1000	Matthew DENT	58.645	10:50:38.920	2	Ducati 1199
70	R1000	Chris DRINKALD	58.388	10:50:42.486	2	Kawasaki ZX10RR
70	R1000	Chris DRINKALD	57.183	10:51:39.669	3	Kawasaki ZX10RR
33	R1000	Tony FOUNTAIN	57.135	10:55:32.163	7	Yamaha R1
33	R1000	Tony FOUNTAIN	56.276	10:56:28.438	8	Yamaha R1
33	R1000	Tony FOUNTAIN	56.049	10:57:24.487	9	Yamaha R1

Session Leader History

NO	CL	NAME	FROM LAP	LAPS LED	DISTANCE	VEHICLE
275	U	Mark WILBY	1	2	2.41 miles	Suzuki GSXR1000
10	R1000	Matthew DENT	3	4	4.83 miles	Ducati 1199
33	R1000	Tony FOUNTAIN	7	4	4.83 miles	Yamaha R1

Flag History

TYPE	TIME OF DAY
GREEN	10:48:33.045
FINISH	10:58:20.868

Flag Statistics

TYPE	COUNT	TOTAL LAPS	TOTAL TIME
Green	1	10	10:51.257
Red	0	0	0.000
Safety Car	0	0	0.000
FCY	0	0	0.000

BMCRC - MRO Championships 2020 - Rnd 1 @ Brands Hatch Indy

BMCRC Thunderbike Ultra & Rookie 1000

RACE 20 - STATISTICS

CLASS : U

9 Starters

Fastest Lap History

NO	NAME	LAP TIME	TIME OF DAY	LAP	VEHICLE
275	Mark WILBY	59.737	10:50:38.508	2	Suzuki GSXR1000
78	Jamie THOMAS	59.251	10:52:38.682	4	Suzuki GSXR 1000
102	James FEARN	59.130	10:52:47.310	4	Suzuki GSXR1000
78	Jamie THOMAS	58.609	10:53:37.291	5	Suzuki GSXR 1000
102	James FEARN	58.582	10:53:45.893	5	Suzuki GSXR1000
78	Jamie THOMAS	58.520	10:54:35.806	6	Suzuki GSXR 1000
78	Jamie THOMAS	58.210	10:55:34.017	7	Suzuki GSXR 1000
78	Jamie THOMAS	57.498	10:56:31.518	8	Suzuki GSXR 1000
78	Jamie THOMAS	57.171	10:57:28.691	9	Suzuki GSXR 1000
78	Jamie THOMAS	56.990	10:58:25.682	10	Suzuki GSXR 1000

Leader History

NO	NAME	FROM LAP	LAPS LED	DISTANCE	VEHICLE
275	Mark WILBY	1	3	3.62 miles	Suzuki GSXR1000
78	Jamie THOMAS	4	7	8.45 miles	Suzuki GSXR 1000

BMCRC - MRO Championships 2020 - Rnd 1 @ Brands Hatch Indy

BMCRC Thunderbike Ultra & Rookie 1000

RACE 20 - STATISTICS

CLASS : R1000

13 Starters

Fastest Lap History

NO	NAME	LAP TIME	TIME OF DAY	LAP	VEHICLE
10	Matthew DENT	58.645	10:50:38.920	2	Ducati 1199
70	Chris DRINKALD	58.388	10:50:42.486	2	Kawasaki ZX10RR
70	Chris DRINKALD	57.183	10:51:39.669	3	Kawasaki ZX10RR
33	Tony FOUNTAIN	57.135	10:55:32.163	7	Yamaha R1
33	Tony FOUNTAIN	56.276	10:56:28.438	8	Yamaha R1
33	Tony FOUNTAIN	56.049	10:57:24.487	9	Yamaha R1

Leader History

NO	NAME	FROM LAP	LAPS LED	DISTANCE	VEHICLE
10	Matthew DENT	1	6	7.24 miles	Ducati 1199
33	Tony FOUNTAIN	7	4	4.83 miles	Yamaha R1

BMCRC - MRO Championships 2020 - Rnd 1 @ Brands Hatch Indy
BMCRC Thunderbike Ultra & Extreme
RACE 7 - GRID (12 Laps)



ROW 11	33		32	18 Stuart ALBON	31	88 George PRINOS
ROW 10	30	31 Pete SANDERSON	29	444 Tony PARKER	28	6 Andrew FIRTH
ROW 9	27	291 Aaron HERRMANN	26	24 Mark REYNOLDS	25	223 Matthew MAY
ROW 8	24	26 Richard MAY	23	51 Michael HOGARTH	22	75 Stewart MAY
ROW 7	21	129 Derek CRIPPS	20	55 Nick HODGINS	19	90 Edward WATSON
ROW 6	18	77 David MAY	17	1 Andrew SAUNDERS	16	961 Jack SIM
ROW 5	15		14		13	
ROW 4	12	63 Matthew WREN	11	82 Matt HINNELLS	10	71 Ritchie THORNTON
ROW 3	9	1:09.143 303 Adam NORTON	8	1:05.819 115 Albert WILLISHER	7	1:00.215 142 Scott MILLER
ROW 2	6	59.230 23 Justin ROSE	5	58.834 275 Mark WILBY	4	58.743 17 Jordan KILLWORTH
ROW 1	3	58.582 102 James FEARN	2	58.406 41 David ABRAHAM	1	56.990 78 Jamie THOMAS
Pole						

Brands Hatch Indy
 Circuit Length = 1.2079 miles

These results are provisional until the conclusion of any judicial and technical matters.

Clerk Of Course :	Steward :	Timekeeper :
-------------------	-----------	--------------

Results can be found at www.tsl-timing.com

Printed - 11:03 Sunday, 08 March 2020



BMCRC - MRO Championships 2020 - Rnd 1 @ Brands Hatch Indy

BMCRC Thunderbike Ultra & Extreme

RACE 7 - CLASSIFICATION



POS	NO	CL	PIC NAME	ENTRY	LAPS	TIME	GAP	DIFF	MPH	BEST	ON
1	1	E	1 Andrew SAUNDERS	Suzuki GSXR - SDC PERFORMANCE	12	11:49.271			73.57	57.578	11
2	961	E	2 Jack SIM	Yamaha R6 - ALLIUM by David Stead Landscapes /	12	11:49.567	0.296	0.296	73.54	57.682	12
3	275	U	1 Mark WILBY	Suzuki GSXR1000 -	12	12:08.950	19.679	19.383	71.58	58.939	11
4	78	U	2 Jamie THOMAS	Suzuki GSXR 1000 - Team RubyRacing	12	12:18.491	29.220	9.541	70.66	59.953	10
5	82	U	3 Matt HINNELLS	Yamaha R1 - Bears repairs/Jamie Vale Carpentry	12	12:28.854	39.583	10.363	69.68	1:00.318	7
6	142	U	4 Scott MILLER	Suzuki GSXR - Autoenhance colchester	12	12:42.682	53.411	13.828	68.42	1:02.479	11
7	17	U	5 Jordan KILLWORTH	Kawasaki ZX-10R -	12	12:44.669	55.398	1.987	68.24	1:01.467	11
8	102	U	6 James FEARN	Suzuki GSXR1000 -	12	12:44.841	55.570	0.172	68.22	1:01.273	12
9	77	E	3 David MAY	Suzuki GSXR 750 K1 - ELP Racing	11	11:53.431	1 Lap	1 Lap	67.04	1:02.834	11
10	6	E	4 Andrew FIRTH	Yamaha YZF-R1 - LTRmotorcycles.co.uk	11	11:55.893	1 Lap	2.462	66.81	1:02.205	11
11	129	E	5 Derek CRIPPS	Yamaha R1 - Kelly Cripps	11	11:57.448	1 Lap	1.555	66.67	1:01.085	11
12	55	E	6 Nick HODGINS	Suzuki GSXR 750 - Dad, Claire, Super Sam, ASR	11	11:58.543	1 Lap	1.095	66.57	1:01.058	11
13	41	U	7 David ABRAHAM	Yamaha R1 - Cambridge Motorcycles	11	12:03.876	1 Lap	5.333	66.08	1:03.974	11
14	26	E	7 Richard MAY	Honda CBR600FX - Many Mays Racing	11	12:04.002	1 Lap	0.126	66.06	1:02.083	10
15	51	E	8 Michael HOGARTH	Honda SP1 RC-51 - WHR Racing	11	12:11.385	1 Lap	7.383	65.40	1:04.113	6
16	63	U	8 Matthew WREN	Suzuki GSXR - TBR performance	11	12:25.372	1 Lap	13.987	64.17	1:06.101	9
17	444	E	9 Tony PARKER	Suzuki SV650 - Emerald Elevators/PriceLess Copies	11	12:31.364	1 Lap	5.992	63.66	1:03.684	11
18	24	E	10 Mark REYNOLDS	Aprilia MILLE -	11	12:33.734	1 Lap	2.370	63.46	1:05.253	10

NOT CLASSIFIED

DNF	75	E	Stewart MAY	Honda CBR600F3 - Too Many Mays Racing	7	7:25.680	5 Laps	4 Laps	68.30	1:00.368	7
DNF	23	U	Justin ROSE	Yamaha R1 -	7	7:45.284	5 Laps	19.604	65.42	1:04.230	7
DNF	90	E	Edward WATSON	Yamaha R6 - Motorsportdays.com TEA Time Racing	3	3:14.399	9 Laps	4 Laps	67.10	1:00.896	3
DNF	223	E	Matthew MAY	Honda CBR600F3 - Mays Racing	0						
DNF	31	E	Pete SANDERSON	Suzuki GSXR750 - MBC Despatch Racing	0						

FASTEST LAP

	1	E	Andrew SAUNDERS	Suzuki GSXR - SDC PERFORMANCE	11	57.578			75.52 mph	121.54 kph	
	275	U	Mark WILBY	Suzuki GSXR1000 -	11	58.939			73.78 mph	118.73 kph	

Class E - 92.5% of Race Speed = 68.05 mph

Class U - 92.5% of Race Speed = 66.21 mph

Weather / Track : Cloudy / Wet

These results are provisional until the conclusion of any judicial and technical matters.

Brands Hatch Indy

Circuit Length = 1.2079 miles

Start: 13:49 Flag 14:01 End: 14:02

Clerk Of Course :	Steward :	Timekeeper :
-------------------	-----------	--------------

Results can be found at www.tsl-timing.com

Printed - 14:03 Sunday, 08 March 2020



BMCRC - MRO Championships 2020 - Rnd 1 @ Brands Hatch Indy

BMCRC Thunderbike Ultra & Extreme

RACE 7 - LAP CHART

LAP 1 @ 13:50:58.649

NO	BEHIND	LAP TIME
1		1:05.603
961	0.094	1:05.697
78	3.347	1:08.950
142	4.251	1:09.854
275	4.588	1:10.191
90	5.320	1:10.923
17	6.172	1:11.775
75	6.418	1:12.021
82	6.553	1:12.156
41	6.567	1:12.170
102	6.853	1:12.456
77	8.493	1:14.096
23	8.879	1:14.482
63	9.711	1:15.314
6	9.986	1:15.589
55	10.968	1:16.571
51	11.783	1:17.386
129	11.865	1:17.468
26	12.482	1:18.085
24	14.704	1:20.307
444	14.799	1:20.402

LAP 2 @ 13:51:58.328

NO	BEHIND	LAP TIME
1		59.679
961	0.122	59.707
275	6.413	1:01.504
78	6.828	1:03.160
142	8.012	1:03.440
90	8.221	1:02.580
75	8.461	1:01.722
82	10.833	1:03.959
102	11.955	1:04.781
17	12.517	1:06.024
41	14.321	1:07.433
77	14.954	1:06.140
23	15.551	1:06.351
63	16.480	1:06.448
6	18.278	1:07.971
129	18.719	1:06.533
55	19.547	1:08.258
51	20.793	1:08.689
26	20.924	1:08.121
444	24.745	1:09.625
24	27.061	1:12.036

LAP 3 @ 13:52:57.532

NO	BEHIND	LAP TIME
961		59.082
1	0.134	59.338
275	7.897	1:00.688
78	9.330	1:01.706
90	9.913	1:00.896
142	11.568	1:02.760
75	11.832	1:02.575
82	14.196	1:02.567
102	16.974	1:04.223
17	17.148	1:03.835
41	20.192	1:05.075
77	20.706	1:04.956
23	21.594	1:05.247

Weather / Track : Cloudy / Wet

Results can be found at www.tsl-timing.com

63	23.918	1:06.642
129	24.172	1:04.657
6	24.999	1:05.925
55	25.109	1:04.766
51	27.638	1:06.049
26	28.487	1:06.767
444	35.659	1:10.118
24	37.864	1:10.007

LAP 4 @ 13:53:55.660

NO	BEHIND	LAP TIME
961		58.128
1	0.461	58.455
275	9.447	59.678
78	11.512	1:00.310
142	16.012	1:02.572
75	16.237	1:02.533
82	18.046	1:01.978
17	22.451	1:03.431
102	23.891	1:05.045
77	27.283	1:04.705
41	28.200	1:06.136
23	28.692	1:05.226
129	30.202	1:04.158
6	31.330	1:04.459
55	32.264	1:05.283
63	33.072	1:07.282
51	34.345	1:04.835
26	36.023	1:05.664
444	46.955	1:09.424
24	49.276	1:09.540

LAP 5 @ 13:54:53.909

NO	BEHIND	LAP TIME
961		58.249
1	0.469	58.257
275	10.578	59.380
78	14.069	1:00.806
142	21.244	1:03.481
82	22.019	1:02.222
75	22.115	1:04.127
17	27.139	1:02.937
102	29.445	1:03.803
77	32.891	1:03.857
41	35.302	1:05.351
23	35.903	1:05.460
129	36.063	1:04.110
6	36.869	1:03.788
55	38.289	1:04.274
51	41.080	1:04.984
63	42.426	1:07.603
26	42.448	1:04.674
444	56.756	1:08.050

LAP 6 @ 13:55:52.152

NO	BEHIND	LAP TIME
961		58.243
24	1 Lap	1:07.336
1	0.166	57.940
275	11.307	58.972
78	16.204	1:00.378
82	24.555	1:00.779
142	26.072	1:03.071

75	26.206	1:02.334
17	31.447	1:02.551
102	33.629	1:02.427
77	38.562	1:03.914
41	41.399	1:04.340
23	41.948	1:04.288
6	42.321	1:03.695
129	42.836	1:05.016
55	43.923	1:03.877
51	46.950	1:04.113
26	48.698	1:04.493
63	51.101	1:06.918

LAP 7 @ 13:56:50.381

NO	BEHIND	LAP TIME
961		58.229
1	0.048	58.111
444	1 Lap	1:06.902
24	1 Lap	1:06.074
275	12.652	59.574
78	17.971	59.996
82	26.644	1:00.318
75	28.345	1:00.368
142	30.877	1:03.034
17	35.719	1:02.501
102	37.392	1:01.992
77	43.966	1:03.633
41	47.303	1:04.133
6	47.672	1:03.580
23	47.949	1:04.230
129	48.398	1:03.791
55	48.634	1:02.940
51	53.065	1:04.344
26	54.417	1:03.948

LAP 8 @ 13:57:48.563

NO	BEHIND	LAP TIME
961		58.182
1	0.087	58.221
63	1 Lap	1:06.599
275	14.707	1:00.237
24	1 Lap	1:05.473
444	1 Lap	1:07.019
78	19.798	1:00.009
82	29.016	1:00.554
142	35.489	1:02.794
17	40.610	1:03.073
102	41.007	1:01.797
77	48.994	1:03.210
6	52.675	1:03.185
41	54.467	1:05.346
129	55.117	1:04.901
55	55.188	1:04.736

LAP 9 @ 13:58:47.316

NO	BEHIND	LAP TIME
961		58.753
1	0.338	59.004
26	1 Lap	1:04.602
51	1 Lap	1:06.112
63	1 Lap	1:08.990
275	15.432	59.478
78	21.976	1:00.931

24	1 Lap	1:05.781
444	1 Lap	1:05.978
82	31.300	1:01.037
142	40.363	1:03.627
17	44.664	1:02.807
102	45.225	1:02.971
77	53.366	1:03.125
6	56.696	1:02.774

LAP 10 @ 13:59:46.526

NO	BEHIND	LAP TIME
961		59.210
1	0.071	58.943
41	1 Lap	1:04.675
55	1 Lap	1:04.163
129	1 Lap	1:04.297
26	1 Lap	1:03.153
51	1 Lap	1:05.836
275	15.824	59.602
63	1 Lap	1:06.101
78	22.719	59.953
24	1 Lap	1:05.736
444	1 Lap	1:04.947
82	32.699	1:00.609
142	43.965	1:02.812
17	48.135	1:02.681
102	48.553	1:02.538
77	57.117	1:02.961

LAP 11 @ 14:00:44.175

NO	BEHIND	LAP TIME
1		57.578
961	0.756	58.405
6	1 Lap	1:02.722
129	1 Lap	1:01.432
55	1 Lap	1:02.617
41	1 Lap	1:05.243
26	1 Lap	1:02.083
51	1 Lap	1:04.365
275	17.114	58.939
78	26.698	1:01.628
63	1 Lap	1:06.813
82	36.262	1:01.212
24	1 Lap	1:05.253
444	1 Lap	1:05.215
142	48.795	1:02.479
17	51.953	1:01.467
102	52.439	1:01.535

LAP 12 @ 14:01:42.317

NO	BEHIND	LAP TIME
1		58.142
961	0.296	57.682
77	1 Lap	1:02.834
6	1 Lap	1:02.205
129	1 Lap	1:01.085
55	1 Lap	1:01.058
41	1 Lap	1:03.974
26	1 Lap	1:02.412
275	19.679	1:00.707
51	1 Lap	1:04.672
78	29.220	1:00.664
63	1 Lap	1:06.662

Brands Hatch Indy

Circuit Length = 1.2079 miles

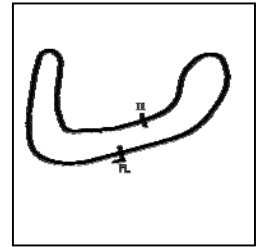
Start: 13:49 Flag 14:01 End: 14:02

Printed - 14:04 Sunday, 08 March 2020

BMCRC - MRO Championships 2020 - Rnd 1 @ Brands Hatch Indy

BMCRC Thunderbike Ultra & Extreme

RACE 7 - SECTOR ANALYSIS



SECTOR 1 = FL to I1, SECTOR 2 = I1 to FL, DIFF = Difference To Personal Best Lap, P = Crossed Finish Line in Pit Lane, D = Time Disallowed

P1 1 E Andrew SAUNDERS			Suzuki GSXR - SDC PERFORMANCE			
IDEAL LAP TIME : 57.578		BEST LAP TIME : 57.578		DIFFERENCE : 0.000		
LAP	SECTOR 1	SECTOR 2	LAP TIME	MPH	DIFF	TIME OF DAY
1 -		23.576	1:05.603	66.28	8.025	13:50:58.649
2 -	36.312	23.367	59.679	72.86	2.101	13:51:58.328
3 -	35.737	23.601	59.338	73.28	1.760	13:52:57.666
4 -	35.643	22.812	58.455	74.39	0.877	13:53:56.121
5 -	35.261	22.996	58.257	74.64	0.679	13:54:54.378
6 -	35.106	22.834	57.940 (2)	75.05	0.362	13:55:52.318
7 -	35.459	22.652	58.111 (3)	74.83	0.533	13:56:50.429
8 -	35.242	22.979	58.221	74.69	0.643	13:57:48.650
9 -	35.469	23.535	59.004	73.70	1.426	13:58:47.654
10 -	35.047	23.896	58.943	73.77	1.365	13:59:46.597
11 -	35.032	22.546	57.578 (1)	75.52		14:00:44.175
12 -	35.487	22.655	58.142	74.79	0.564	14:01:42.317

P2 961 E Jack SIM			Yamaha R6 - ALLIUM by David Stead Landscapes / Platform Lif			
IDEAL LAP TIME : 57.419		BEST LAP TIME : 57.682		DIFFERENCE : 0.263		
LAP	SECTOR 1	SECTOR 2	LAP TIME	MPH	DIFF	TIME OF DAY
1 -		24.218	1:05.697	66.19	8.015	13:50:58.743
2 -	35.946	23.761	59.707	72.83	2.025	13:51:58.450
3 -	35.500	23.582	59.082	73.60	1.400	13:52:57.532
4 -	35.022	23.106	58.128 (2)	74.81	0.446	13:53:55.660
5 -	34.754	23.495	58.249	74.65	0.567	13:54:53.909
6 -	35.146	23.097	58.243	74.66	0.561	13:55:52.152
7 -	35.232	22.997	58.229	74.68	0.547	13:56:50.381
8 -	34.792	23.390	58.182 (3)	74.74	0.500	13:57:48.563
9 -	34.847	23.906	58.753	74.01	1.071	13:58:47.316
10 -	35.134	24.076	59.210	73.44	1.528	13:59:46.526
11 -	35.205	23.200	58.405	74.45	0.723	14:00:44.931
12 -	35.017	22.665	57.682 (1)	75.38		14:01:42.613

P3 275 U Mark WILBY			Suzuki GSXR1000 -			
IDEAL LAP TIME : 58.881		BEST LAP TIME : 58.939		DIFFERENCE : 0.058		
LAP	SECTOR 1	SECTOR 2	LAP TIME	MPH	DIFF	TIME OF DAY
1 -		25.111	1:10.191	61.95	11.252	13:51:03.237
2 -	36.908	24.596	1:01.504	70.70	2.565	13:52:04.741
3 -	36.765	23.923	1:00.688	71.65	1.749	13:53:05.429
4 -	36.016	23.662	59.678	72.86	0.739	13:54:05.107
5 -	35.430	23.950	59.380 (3)	73.23	0.441	13:55:04.487
6 -	35.494	23.478	58.972 (2)	73.74	0.033	13:56:03.459
7 -	35.811	23.763	59.574	72.99	0.635	13:57:03.033
8 -	35.848	24.389	1:00.237	72.19	1.298	13:58:03.270
9 -	35.860	23.618	59.478	73.11	0.539	13:59:02.748
10 -	35.884	23.718	59.602	72.96	0.663	14:00:02.350
11 -	35.403	23.536	58.939 (1)	73.78		14:01:01.289
12 -	36.690	24.017	1:00.707	71.63	1.768	14:02:01.996

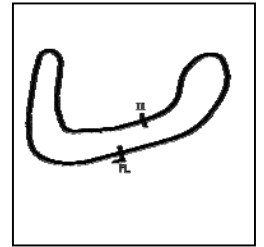
Weather / Track : Cloudy / Wet

Brands Hatch Indy
Circuit Length = 1.2079 miles
Start: 13:49 Flag 14:01 End: 14:02

BMCRC - MRO Championships 2020 - Rnd 1 @ Brands Hatch Indy

BMCRC Thunderbike Ultra & Extreme

RACE 7 - SECTOR ANALYSIS



SECTOR 1 = FL to I1, SECTOR 2 = I1 to FL, DIFF = Difference To Personal Best Lap, P = Crossed Finish Line in Pit Lane, D = Time Disallowed

P4 78 U		Jamie THOMAS		Suzuki GSXR 1000 - Team RubyRacing		
IDEAL LAP TIME : 59.800		BEST LAP TIME : 59.953		DIFFERENCE : 0.153		
LAP	SECTOR 1	SECTOR 2	LAP TIME	MPH	DIFF	TIME OF DAY
1 -		24.888	1:08.950	63.06	8.997	13:51:01.996
2 -	38.425	24.735	1:03.160	68.85	3.207	13:52:05.156
3 -	37.575	24.131	1:01.706	70.47	1.753	13:53:06.862
4 -	36.707	23.603	1:00.310	72.10	0.357	13:54:07.172
5 -	36.523	24.283	1:00.806	71.51	0.853	13:55:07.978
6 -	36.751	23.627	1:00.378	72.02	0.425	13:56:08.356
7 -	36.321	23.675	59.996 (2)	72.48	0.043	13:57:08.352
8 -	36.517	23.492	1:00.009 (3)	72.46	0.056	13:58:08.361
9 -	36.855	24.076	1:00.931	71.36	0.978	13:59:09.292
10 -	36.474	23.479	59.953 (1)	72.53		14:00:09.245
11 -	36.799	24.829	1:01.628	70.56	1.675	14:01:10.873
12 -	36.912	23.752	1:00.664	71.68	0.711	14:02:11.537

P5 82 U		Matt HINNELLS		Yamaha R1 - Bears repairs/Jamie Vale Carpentry		
IDEAL LAP TIME : 1:00.213		BEST LAP TIME : 1:00.318		DIFFERENCE : 0.105		
LAP	SECTOR 1	SECTOR 2	LAP TIME	MPH	DIFF	TIME OF DAY
1 -		26.163	1:12.156	60.26	11.838	13:51:05.202
2 -	39.031	24.928	1:03.959	67.99	3.641	13:52:09.161
3 -	37.933	24.634	1:02.567	69.50	2.249	13:53:11.728
4 -	37.541	24.437	1:01.978	70.16	1.660	13:54:13.706
5 -	37.127	25.095	1:02.222	69.88	1.904	13:55:15.928
6 -	37.112	23.667	1:00.779	71.54	0.461	13:56:16.707
7 -	36.795	23.523	1:00.318 (1)	72.09		13:57:17.025
8 -	36.690	23.864	1:00.554 (2)	71.81	0.236	13:58:17.579
9 -	37.193	23.844	1:01.037	71.24	0.719	13:59:18.616
10 -	36.905	23.704	1:00.609 (3)	71.74	0.291	14:00:19.225
11 -	37.066	24.146	1:01.212	71.04	0.894	14:01:20.437
12 -	37.763	23.700	1:01.463	70.75	1.145	14:02:21.900

P6 142 U		Scott MILLER		Suzuki GSXR - Autoenhance colchester		
IDEAL LAP TIME : 1:02.287		BEST LAP TIME : 1:02.479		DIFFERENCE : 0.192		
LAP	SECTOR 1	SECTOR 2	LAP TIME	MPH	DIFF	TIME OF DAY
1 -		25.524	1:09.854	62.25	7.375	13:51:02.900
2 -	38.340	25.100	1:03.440	68.54	0.961	13:52:06.340
3 -	38.216	24.544	1:02.760	69.28	0.281	13:53:09.100
4 -	37.744	24.828	1:02.572 (2)	69.49	0.093	13:54:11.672
5 -	38.572	24.909	1:03.481	68.50	1.002	13:55:15.153
6 -	37.874	25.197	1:03.071	68.94	0.592	13:56:18.224
7 -	38.215	24.819	1:03.034	68.98	0.555	13:57:21.258
8 -	38.251	24.543	1:02.794	69.25	0.315	13:58:24.052
9 -	38.503	25.124	1:03.627	68.34	1.148	13:59:27.679
10 -	37.993	24.819	1:02.812	69.23	0.333	14:00:30.491
11 -	37.752	24.727	1:02.479 (1)	69.60		14:01:32.970
12 -	38.033	24.725	1:02.758 (3)	69.29	0.279	14:02:35.728

Weather / Track : Cloudy / Wet

Brands Hatch Indy
Circuit Length = 1.2079 miles
Start: 13:49 Flag 14:01 End: 14:02

BMCRC - MRO Championships 2020 - Rnd 1 @ Brands Hatch Indy

BMCRC Thunderbike Ultra & Extreme

RACE 7 - SECTOR ANALYSIS



SECTOR 1 = FL to I1, SECTOR 2 = I1 to FL, DIFF = Difference To Personal Best Lap, P = Crossed Finish Line in Pit Lane, D = Time Disallowed

P7 17 U		Jordan KILLWORTH		Kawasaki ZX-10R -		
IDEAL LAP TIME : 1:01.413		BEST LAP TIME : 1:01.467		DIFFERENCE : 0.054		
LAP	SECTOR 1	SECTOR 2	LAP TIME	MPH	DIFF	TIME OF DAY
1 -		26.493	1:11.775	60.58	10.308	13:51:04.821
2 -	40.378	25.646	1:06.024	65.86	4.557	13:52:10.845
3 -	38.744	25.091	1:03.835	68.12	2.368	13:53:14.680
4 -	38.177	25.254	1:03.431	68.55	1.964	13:54:18.111
5 -	37.903	25.034	1:02.937	69.09	1.470	13:55:21.048
6 -	37.847	24.704	1:02.551	69.52	1.084	13:56:23.599
7 -	37.775	24.726	1:02.501 (3)	69.57	1.034	13:57:26.100
8 -	38.210	24.863	1:03.073	68.94	1.606	13:58:29.173
9 -	38.409	24.398	1:02.807	69.23	1.340	13:59:31.980
10 -	38.105	24.576	1:02.681	69.37	1.214	14:00:34.661
11 -	37.216	24.251	1:01.467 (1)	70.74		14:01:36.128
12 -	37.162	24.425	1:01.587 (2)	70.60	0.120	14:02:37.715

P8 102 U		James FEARN		Suzuki GSXR1000 -		
IDEAL LAP TIME : 1:00.998		BEST LAP TIME : 1:01.273		DIFFERENCE : 0.275		
LAP	SECTOR 1	SECTOR 2	LAP TIME	MPH	DIFF	TIME OF DAY
1 -		25.979	1:12.456	60.01	11.183	13:51:05.502
2 -	39.605	25.176	1:04.781	67.12	3.508	13:52:10.283
3 -	38.733	25.490	1:04.223	67.71	2.950	13:53:14.506
4 -	39.366	25.679	1:05.045	66.85	3.772	13:54:19.551
5 -	38.593	25.210	1:03.803	68.15	2.530	13:55:23.354
6 -	37.574	24.853	1:02.427	69.65	1.154	13:56:25.781
7 -	37.485	24.507	1:01.992	70.14	0.719	13:57:27.773
8 -	37.253	24.544	1:01.797 (3)	70.36	0.524	13:58:29.570
9 -	38.426	24.545	1:02.971	69.05	1.698	13:59:32.541
10 -	37.840	24.698	1:02.538	69.53	1.265	14:00:35.079
11 -	37.400	24.135	1:01.535 (2)	70.66	0.262	14:01:36.614
12 -	36.863	24.410	1:01.273 (1)	70.97		14:02:37.887

P9 77 E		David MAY		Suzuki GSXR 750 K1 - ELP Racing		
IDEAL LAP TIME : 1:02.772		BEST LAP TIME : 1:02.834		DIFFERENCE : 0.062		
LAP	SECTOR 1	SECTOR 2	LAP TIME	MPH	DIFF	TIME OF DAY
1 -		26.761	1:14.096	58.68	11.262	13:51:07.142
2 -	40.183	25.957	1:06.140	65.74	3.306	13:52:13.282
3 -	39.578	25.378	1:04.956	66.94	2.122	13:53:18.238
4 -	38.871	25.834	1:04.705	67.20	1.871	13:54:22.943
5 -	38.739	25.118	1:03.857	68.09	1.023	13:55:26.800
6 -	38.733	25.181	1:03.914	68.03	1.080	13:56:30.714
7 -	38.570	25.063	1:03.633	68.33	0.799	13:57:34.347
8 -	38.339	24.871	1:03.210	68.79	0.376	13:58:37.557
9 -	38.241	24.884	1:03.125 (3)	68.88	0.291	13:59:40.682
10 -	38.153	24.808	1:02.961 (2)	69.06	0.127	14:00:43.643
11 -	38.215	24.619	1:02.834 (1)	69.20		14:01:46.477

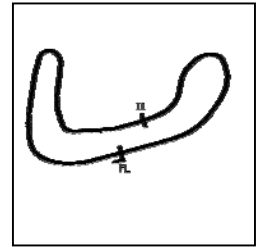
Weather / Track : Cloudy / Wet

Brands Hatch Indy
Circuit Length = 1.2079 miles
Start: 13:49 Flag 14:01 End: 14:02

BMCRC - MRO Championships 2020 - Rnd 1 @ Brands Hatch Indy

BMCRC Thunderbike Ultra & Extreme

RACE 7 - SECTOR ANALYSIS



SECTOR 1 = FL to I1, SECTOR 2 = I1 to FL, DIFF = Difference To Personal Best Lap, P = Crossed Finish Line in Pit Lane, D = Time Disallowed

P10 6 E Andrew FIRTH			Yamaha YZF-R1 - LTRmotorcycles.co.uk			
IDEAL LAP TIME : 1:02.205		BEST LAP TIME : 1:02.205		DIFFERENCE : 0.000		
LAP	SECTOR 1	SECTOR 2	LAP TIME	MPH	DIFF	TIME OF DAY
1 -		26.946	1:15.589	57.52	13.384	13:51:08.635
2 -	41.826	26.145	1:07.971	63.97	5.766	13:52:16.606
3 -	39.347	26.578	1:05.925	65.96	3.720	13:53:22.531
4 -	38.633	25.826	1:04.459	67.46	2.254	13:54:26.990
5 -	38.399	25.389	1:03.788	68.17	1.583	13:55:30.778
6 -	38.633	25.062	1:03.695	68.27	1.490	13:56:34.473
7 -	38.156	25.424	1:03.580	68.39	1.375	13:57:38.053
8 -	38.197	24.988	1:03.185	68.82	0.980	13:58:41.238
9 -	37.939	24.835	1:02.774 (3)	69.27	0.569	13:59:44.012
10 -	37.751	24.971	1:02.722 (2)	69.33	0.517	14:00:46.734
11 -	37.717	24.488	1:02.205 (1)	69.90		14:01:48.939

P11 129 E Derek CRIPPS			Yamaha R1 - Kelly Cripps			
IDEAL LAP TIME : 1:00.962		BEST LAP TIME : 1:01.085		DIFFERENCE : 0.123		
LAP	SECTOR 1	SECTOR 2	LAP TIME	MPH	DIFF	TIME OF DAY
1 -		27.881	1:17.468	56.13	16.383	13:51:10.514
2 -	40.535	25.998	1:06.533	65.36	5.448	13:52:17.047
3 -	38.848	25.809	1:04.657	67.25	3.572	13:53:21.704
4 -	38.423	25.735	1:04.158	67.77	3.073	13:54:25.862
5 -	38.004	26.106	1:04.110	67.83	3.025	13:55:29.972
6 -	39.809	25.207	1:05.016	66.88	3.931	13:56:34.988
7 -	38.279	25.512	1:03.791 (3)	68.16	2.706	13:57:38.779
8 -	39.339	25.562	1:04.901	67.00	3.816	13:58:43.680
9 -	38.238	26.059	1:04.297	67.63	3.212	13:59:47.977
10 -	36.984	24.448	1:01.432 (2)	70.78	0.347	14:00:49.409
11 -	36.514	24.571	1:01.085 (1)	71.18		14:01:50.494

P12 55 E Nick HODGINS			Suzuki GSXR 750 - Dad, Claire, Super Sam, ASR			
IDEAL LAP TIME : 1:01.058		BEST LAP TIME : 1:01.058		DIFFERENCE : 0.000		
LAP	SECTOR 1	SECTOR 2	LAP TIME	MPH	DIFF	TIME OF DAY
1 -		27.144	1:16.571	56.79	15.513	13:51:09.617
2 -	42.195	26.063	1:08.258	63.70	7.200	13:52:17.875
3 -	39.648	25.118	1:04.766	67.14	3.708	13:53:22.641
4 -	39.584	25.699	1:05.283	66.61	4.225	13:54:27.924
5 -	38.961	25.313	1:04.274	67.65	3.216	13:55:32.198
6 -	38.813	25.064	1:03.877	68.07	2.819	13:56:36.075
7 -	38.263	24.677	1:02.940 (3)	69.09	1.882	13:57:39.015
8 -	39.444	25.292	1:04.736	67.17	3.678	13:58:43.751
9 -	38.733	25.430	1:04.163	67.77	3.105	13:59:47.914
10 -	38.394	24.223	1:02.617 (2)	69.44	1.559	14:00:50.531
11 -	37.124	23.934	1:01.058 (1)	71.22		14:01:51.589

P13 41 U David ABRAHAM			Yamaha R1 - Cambridge Motorcycles			
IDEAL LAP TIME : 1:03.942		BEST LAP TIME : 1:03.974		DIFFERENCE : 0.032		
LAP	SECTOR 1	SECTOR 2	LAP TIME	MPH	DIFF	TIME OF DAY
1 -		27.124	1:12.170	60.25	8.196	13:51:05.216
2 -	41.004	26.429	1:07.433	64.48	3.459	13:52:12.649
3 -	39.609	25.466	1:05.075	66.82	1.101	13:53:17.724
4 -	39.816	26.320	1:06.136	65.75	2.162	13:54:23.860
5 -	39.198	26.153	1:05.351	66.54	1.377	13:55:29.211
6 -	39.028	25.312	1:04.340 (3)	67.58	0.366	13:56:33.551
7 -	38.704	25.429	1:04.133 (2)	67.80	0.159	13:57:37.684
8 -	39.453	25.893	1:05.346	66.54	1.372	13:58:43.030
9 -	38.760	25.915	1:04.675	67.23	0.701	13:59:47.705
10 -	39.835	25.408	1:05.243	66.65	1.269	14:00:52.948
11 -	38.736	25.238	1:03.974 (1)	67.97		14:01:56.922

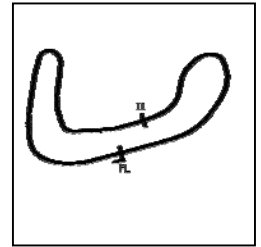
Weather / Track : Cloudy / Wet

Brands Hatch Indy
Circuit Length = 1.2079 miles
Start: 13:49 Flag 14:01 End: 14:02

BMCRC - MRO Championships 2020 - Rnd 1 @ Brands Hatch Indy

BMCRC Thunderbike Ultra & Extreme

RACE 7 - SECTOR ANALYSIS



SECTOR 1 = FL to I1, SECTOR 2 = I1 to FL, DIFF = Difference To Personal Best Lap, P = Crossed Finish Line in Pit Lane, D = Time Disallowed

P14 26 E Richard MAY			Honda CBR600FX - Many Mays Racing			
IDEAL LAP TIME : 1:01.992		BEST LAP TIME : 1:02.083		DIFFERENCE : 0.091		
LAP	SECTOR 1	SECTOR 2	LAP TIME	MPH	DIFF	TIME OF DAY
1 -		28.071	1:18.085	55.69	16.002	13:51:11.131
2 -	41.700	26.421	1:08.121	63.83	6.038	13:52:19.252
3 -	40.867	25.900	1:06.767	65.13	4.684	13:53:26.019
4 -	39.732	25.932	1:05.664	66.22	3.581	13:54:31.683
5 -	39.477	25.197	1:04.674	67.23	2.591	13:55:36.357
6 -	39.063	25.430	1:04.493	67.42	2.410	13:56:40.850
7 -	38.764	25.184	1:03.948	68.00	1.865	13:57:44.798
8 -	38.736	25.866	1:04.602	67.31	2.519	13:58:49.400
9 -	38.126	25.027	1:03.153 (3)	68.85	1.070	13:59:52.553
10 -	37.750	24.333	1:02.083 (1)	70.04		14:00:54.636
11 -	37.659	24.753	1:02.412 (2)	69.67	0.329	14:01:57.048

P15 51 E Michael HOGARTH			Honda SP1 RC-51 - WHR Racing			
IDEAL LAP TIME : 1:03.921		BEST LAP TIME : 1:04.113		DIFFERENCE : 0.192		
LAP	SECTOR 1	SECTOR 2	LAP TIME	MPH	DIFF	TIME OF DAY
1 -		28.046	1:17.386	56.19	13.273	13:51:10.432
2 -	41.829	26.860	1:08.689	63.30	4.576	13:52:19.121
3 -	40.051	25.998	1:06.049	65.83	1.936	13:53:25.170
4 -	38.934	25.901	1:04.835	67.07	0.722	13:54:30.005
5 -	39.408	25.576	1:04.984	66.91	0.871	13:55:34.989
6 -	38.636	25.477	1:04.113 (1)	67.82		13:56:39.102
7 -	38.444	25.900	1:04.344 (2)	67.58	0.231	13:57:43.446
8 -	39.366	26.746	1:06.112	65.77	1.999	13:58:49.558
9 -	39.925	25.911	1:05.836	66.05	1.723	13:59:55.394
10 -	38.537	25.828	1:04.365 (3)	67.56	0.252	14:00:59.759
11 -	39.006	25.666	1:04.672	67.24	0.559	14:02:04.431

P16 63 U Matthew WREN			Suzuki GSXR - TBR performance			
IDEAL LAP TIME : 1:06.101		BEST LAP TIME : 1:06.101		DIFFERENCE : 0.000		
LAP	SECTOR 1	SECTOR 2	LAP TIME	MPH	DIFF	TIME OF DAY
1 -		27.094	1:15.314	57.73	9.213	13:51:08.360
2 -	40.287	26.161	1:06.448 (2)	65.44	0.347	13:52:14.808
3 -	40.114	26.528	1:06.642	65.25	0.541	13:53:21.450
4 -	40.907	26.375	1:07.282	64.63	1.181	13:54:28.732
5 -	41.059	26.544	1:07.603	64.32	1.502	13:55:36.335
6 -	40.716	26.202	1:06.918	64.98	0.817	13:56:43.253
7 -	40.079	26.520	1:06.599 (3)	65.29	0.498	13:57:49.852
8 -	42.516	26.474	1:08.990	63.03	2.889	13:58:58.842
9 -	40.079	26.022	1:06.101 (1)	65.78		14:00:04.943
10 -	40.170	26.643	1:06.813	65.08	0.712	14:01:11.756
11 -	40.087	26.575	1:06.662	65.23	0.561	14:02:18.418

P17 444 E Tony PARKER			Suzuki SV650 - Emerald Elevators/PriceLess Copiers			
IDEAL LAP TIME : 1:03.684		BEST LAP TIME : 1:03.684		DIFFERENCE : 0.000		
LAP	SECTOR 1	SECTOR 2	LAP TIME	MPH	DIFF	TIME OF DAY
1 -		29.110	1:20.402	54.08	16.718	13:51:13.448
2 -	42.065	27.560	1:09.625	62.45	5.941	13:52:23.073
3 -	42.996	27.122	1:10.118	62.01	6.434	13:53:33.191
4 -	41.514	27.910	1:09.424	62.63	5.740	13:54:42.615
5 -	41.365	26.685	1:08.050	63.90	4.366	13:55:50.665
6 -	40.400	26.502	1:06.902	64.99	3.218	13:56:57.567
7 -	40.769	26.250	1:07.019	64.88	3.335	13:58:04.586
8 -	40.504	25.474	1:05.978	65.90	2.294	13:59:10.564
9 -	39.737	25.210	1:04.947 (2)	66.95	1.263	14:00:15.511
10 -	39.959	25.256	1:05.215 (3)	66.68	1.531	14:01:20.726
11 -	38.628	25.056	1:03.684 (1)	68.28		14:02:24.410

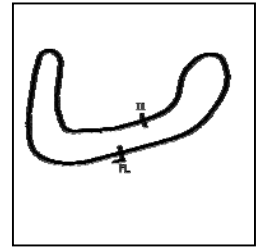
Weather / Track : Cloudy / Wet

Brands Hatch Indy
Circuit Length = 1.2079 miles
Start: 13:49 Flag 14:01 End: 14:02

BMCRC - MRO Championships 2020 - Rnd 1 @ Brands Hatch Indy

BMCRC Thunderbike Ultra & Extreme

RACE 7 - SECTOR ANALYSIS



SECTOR 1 = FL to I1, SECTOR 2 = I1 to FL, DIFF = Difference To Personal Best Lap, P = Crossed Finish Line in Pit Lane, D = Time Disallowed

P18 24 E Mark REYNOLDS			Aprilia MILLE -			
IDEAL LAP TIME : 1:05.253		BEST LAP TIME : 1:05.253		DIFFERENCE : 0.000		
LAP	SECTOR 1	SECTOR 2	LAP TIME	MPH	DIFF	TIME OF DAY
1 -		29.589	1:20.307	54.14	15.054	13:51:13.353
2 -	44.118	27.918	1:12.036	60.36	6.783	13:52:25.389
3 -	42.487	27.520	1:10.007	62.11	4.754	13:53:35.396
4 -	42.109	27.431	1:09.540	62.53	4.287	13:54:44.936
5 -	41.029	26.307	1:07.336	64.58	2.083	13:55:52.272
6 -	40.062	26.012	1:06.074	65.81	0.821	13:56:58.346
7 -	39.718	25.755	1:05.473 (2)	66.41	0.220	13:58:03.819
8 -	39.861	25.920	1:05.781	66.10	0.528	13:59:09.600
9 -	39.993	25.743	1:05.736 (3)	66.15	0.483	14:00:15.336
10 -	39.516	25.737	1:05.253 (1)	66.64		14:01:20.589
11 -	40.038	26.153	1:06.191	65.69	0.938	14:02:26.780

P19 75 E Stewart MAY			Honda CBR600F3 - Too Many Mays Racing			
IDEAL LAP TIME : 1:00.368		BEST LAP TIME : 1:00.368		DIFFERENCE : 0.000		
LAP	SECTOR 1	SECTOR 2	LAP TIME	MPH	DIFF	TIME OF DAY
1 -		25.884	1:12.021	60.37	11.653	13:51:05.067
2 -	37.724	23.998	1:01.722 (2)	70.45	1.354	13:52:06.789
3 -	37.851	24.724	1:02.575	69.49	2.207	13:53:09.364
4 -	37.871	24.662	1:02.533	69.54	2.165	13:54:11.897
5 -	38.950	25.177	1:04.127	67.81	3.759	13:55:16.024
6 -	37.630	24.704	1:02.334 (3)	69.76	1.966	13:56:18.358
7 -	36.394	23.974	1:00.368 (1)	72.03		13:57:18.726

P20 23 U Justin ROSE			Yamaha R1 -			
IDEAL LAP TIME : 1:04.209		BEST LAP TIME : 1:04.230		DIFFERENCE : 0.021		
LAP	SECTOR 1	SECTOR 2	LAP TIME	MPH	DIFF	TIME OF DAY
1 -		26.901	1:14.482	58.38	10.252	13:51:07.528
2 -	40.099	26.252	1:06.351	65.53	2.121	13:52:13.879
3 -	39.573	25.674	1:05.247	66.64	1.017	13:53:19.126
4 -	39.193	26.033	1:05.226 (3)	66.66	0.996	13:54:24.352
5 -	39.474	25.986	1:05.460	66.43	1.230	13:55:29.812
6 -	39.016	25.272	1:04.288 (2)	67.64	0.058	13:56:34.100
7 -	38.937	25.293	1:04.230 (1)	67.70		13:57:38.330

P21 90 E Edward WATSON			Yamaha R6 - Motorsportdays.com TEA Time Racing			
IDEAL LAP TIME : 1:00.479		BEST LAP TIME : 1:00.896		DIFFERENCE : 0.417		
LAP	SECTOR 1	SECTOR 2	LAP TIME	MPH	DIFF	TIME OF DAY
1 -		25.237	1:10.923	61.31	10.027	13:51:03.969
2 -	38.071	24.509	1:02.580 (2)	69.48	1.684	13:52:06.549
3 -	37.185	23.711	1:00.896 (1)	71.41		13:53:07.445

BMCRC - MRO Championships 2020 - Rnd 1 @ Brands Hatch Indy

BMCRC Thunderbike Ultra & Extreme

RACE 7 - BEST SECTORS

SECTOR 1			SECTOR 2			IDEAL / BEST COMPARISON						
POS	NO	NAME	TIME	NO	NAME	TIME	POS	NO	NAME	IDEAL	BEST	DIFF
									PERFECT LAP	57.300		
1	961	SIM	34.754	1	SAUNDERS	22.546	1	961	SIM	57.419	57.682	0.263
2	1	SAUNDERS	35.032	961	SIM	22.665	2	1	SAUNDERS	57.578	57.578	0.000
3	275	WILBY	35.403	275	WILBY	23.478	3	275	WILBY	58.881	58.939	0.058
4	78	THOMAS	36.321	78	THOMAS	23.479	4	78	THOMAS	59.800	59.953	0.153
5	75	MAY	36.394	82	HINNELLS	23.523	5	82	HINNELLS	1:00.213	1:00.318	0.105
6	129	CRIPPS	36.514	90	WATSON	23.711	6	75	MAY	1:00.368	1:00.368	0.000
7	82	HINNELLS	36.690	55	HODGINS	23.934	7	90	WATSON	1:00.479	1:00.896	0.417
8	90	WATSON	36.768	75	MAY	23.974	8	129	CRIPPS	1:00.962	1:01.085	0.123
9	102	FEARN	36.863	102	FEARN	24.135	9	102	FEARN	1:00.998	1:01.273	0.275
10	55	HODGINS	37.124	17	KILLWORTH	24.251	10	55	HODGINS	1:01.058	1:01.058	0.000
11	17	KILLWORTH	37.162	26	MAY	24.333	11	17	KILLWORTH	1:01.413	1:01.467	0.054
12	26	MAY	37.659	129	CRIPPS	24.448	12	26	MAY	1:01.992	1:02.083	0.091
13	6	FIRTH	37.717	6	FIRTH	24.488	13	6	FIRTH	1:02.205	1:02.205	0.000
14	142	MILLER	37.744	142	MILLER	24.543	14	142	MILLER	1:02.287	1:02.479	0.192
15	77	MAY	38.153	77	MAY	24.619	15	77	MAY	1:02.772	1:02.834	0.062
16	51	HOGARTH	38.444	444	PARKER	25.056	16	444	PARKER	1:03.684	1:03.684	0.000
17	444	PARKER	38.628	41	ABRAHAM	25.238	17	51	HOGARTH	1:03.921	1:04.113	0.192
18	41	ABRAHAM	38.704	23	ROSE	25.272	18	41	ABRAHAM	1:03.942	1:03.974	0.032
19	23	ROSE	38.937	51	HOGARTH	25.477	19	23	ROSE	1:04.209	1:04.230	0.021
20	24	REYNOLDS	39.516	24	REYNOLDS	25.737	20	24	REYNOLDS	1:05.253	1:05.253	0.000
21	63	WREN	40.079	63	WREN	26.022	21	63	WREN	1:06.101	1:06.101	0.000
22												
23												

Weather / Track : Cloudy / Wet

Results can be found at www.tsl-timing.com

Brands Hatch Indy
Circuit Length = 1.2079 miles
Start: 13:49 Flag 14:01 End: 14:02

Printed - 14:04 Sunday, 08 March 2020

BMCRC - MRO Championships 2020 - Rnd 1 @ Brands Hatch Indy

BMCRC Thunderbike Ultra & Extreme

RACE 7 - STATISTICS

Competitors Started 22
Planned Start 2020-03-08 @ 13:00:00.000
Actual Start 2020-03-08 @ 13:49:53.045
Finish Time 2020-03-08 @ 14:01:42.316
Track Length 1.2079mi.
Total Laps 223
Total Distance Covered 269.3718mi.

Session Fastest Lap History

NO	CL	NAME	LAP TIME	TIME OF DAY	LAP	VEHICLE
1	E	Andrew SAUNDERS	59.679	13:51:58.351	2	Suzuki GSXR
961	E	Jack SIM	59.082	13:52:57.545	3	Yamaha R6
961	E	Jack SIM	58.128	13:53:55.673	4	Yamaha R6
1	E	Andrew SAUNDERS	57.940	13:55:52.318	6	Suzuki GSXR
1	E	Andrew SAUNDERS	57.578	14:00:44.197	11	Suzuki GSXR

Session Leader History

NO	CL	NAME	FROM LAP	LAPS LED	DISTANCE	VEHICLE
1	E	Andrew SAUNDERS	1	2	2.41 miles	Suzuki GSXR
961	E	Jack SIM	3	8	9.66 miles	Yamaha R6
1	E	Andrew SAUNDERS	11	2	2.41 miles	Suzuki GSXR

Flag History

TYPE	TIME OF DAY
GREEN	13:49:53.045
FINISH	14:01:42.316

Flag Statistics

TYPE	COUNT	TOTAL LAPS	TOTAL TIME
Green	1	12	12:50.949
Red	0	0	0.000
Safety Car	0	0	0.000
FCY	0	0	0.000

BMCRC - MRO Championships 2020 - Rnd 1 @ Brands Hatch Indy

BMCRC Thunderbike Ultra & Extreme

RACE 7 - STATISTICS

CLASS : E

13 Starters

Fastest Lap History

NO	NAME	LAP TIME	TIME OF DAY	LAP	VEHICLE
1	Andrew SAUNDERS	59.679	13:51:58.351	2	Suzuki GSXR
961	Jack SIM	59.082	13:52:57.545	3	Yamaha R6
961	Jack SIM	58.128	13:53:55.673	4	Yamaha R6
1	Andrew SAUNDERS	57.940	13:55:52.318	6	Suzuki GSXR
1	Andrew SAUNDERS	57.578	14:00:44.197	11	Suzuki GSXR

Leader History

NO	NAME	FROM LAP	LAPS LED	DISTANCE	VEHICLE
1	Andrew SAUNDERS	1	2	2.41 miles	Suzuki GSXR
961	Jack SIM	3	8	9.66 miles	Yamaha R6
1	Andrew SAUNDERS	11	2	2.41 miles	Suzuki GSXR

BMCRC - MRO Championships 2020 - Rnd 1 @ Brands Hatch Indy

BMCRC Thunderbike Ultra & Extreme

RACE 7 - STATISTICS

CLASS : U

9 Starters

Fastest Lap History

NO	NAME	LAP TIME	TIME OF DAY	LAP	VEHICLE
275	Mark WILBY	1:01.504	13:52:04.755	2	Suzuki GSXR1000
275	Mark WILBY	1:00.688	13:53:05.444	3	Suzuki GSXR1000
275	Mark WILBY	59.678	13:54:05.121	4	Suzuki GSXR1000
275	Mark WILBY	59.380	13:55:04.499	5	Suzuki GSXR1000
275	Mark WILBY	58.972	13:56:03.471	6	Suzuki GSXR1000
275	Mark WILBY	58.939	14:01:01.302	11	Suzuki GSXR1000

Leader History

NO	NAME	FROM LAP	LAPS LED	DISTANCE	VEHICLE
78	Jamie THOMAS	1	1	1.20 miles	Suzuki GSXR 1000
275	Mark WILBY	2	11	13.28 miles	Suzuki GSXR1000

BMCRC - MRO Championships 2020 - Rnd 1 @ Brands Hatch Indy

BMCRC Thunderbike Extreme & Rookie 1000

RACE 12 - GRID (12 Laps)



ROW 13	39		38	18	Stuart ALBON	37	88	George PRINOS	
ROW 12	36	291	Aaron HERRMANN	35	31	Pete SANDERSON	34	223	Matthew MAY
ROW 11			1:05.253	33	24	Mark REYNOLDS	32	51	Michael HOGARTH
							1:04.113		1:03.684
ROW 10	30	77	David MAY	29	6	Andrew FIRTH	28	26	Richard MAY
			1:02.834			1:02.205			1:02.083
ROW 9			1:01.085	27	129	Derek CRIPPS	26	55	Nick HODGINS
							1:01.058		1:00.896
ROW 8	24	75	Stewart MAY	23	961	Jack SIM	22	1	Andrew SAUNDERS
			1:00.368			57.682			57.578
ROW 7				21					
ROW 6				20					
ROW 5				18					
ROW 4				17					
ROW 3				16	22	Jaime JOHNSON			
ROW 2				15	58	Ian MCLEOD	14	86	Frederico LOPES
ROW 1				13	180	Mark OVEL			
				12	222	Phil ROOKE	11	60	Andrew STERLING
				10	67	David REDGEWICK			
				9	93	Tony BOTTO	8	54	Jonathan LEFT
				7	110	Michael CLARKE			
				6	66	Jonny HILL	5	619	Keith DOOLAN
				4	100	Kenny FRETWELL			
				3	70	Chris DRINKALD	2	10	Matthew DENT
				1	33	Tony FOUNTAIN			
									Pole

Brands Hatch Indy
Circuit Length = 1.2079 miles

These results are provisional until the conclusion of any judicial and technical matters.

Clerk Of Course :	Steward :	Timekeeper :
-------------------	-----------	--------------

Results can be found at www.tsl-timing.com

Printed - 14:11 Sunday, 08 March 2020



BMCRC - MRO Championships 2020 - Rnd 1 @ Brands Hatch Indy

BMCRC Thunderbike Extreme & Rookie 1000

RACE 12 - CLASSIFICATION



POS	NO	CL	PIC NAME	ENTRY	LAPS	TIME	GAP	DIFF	MPH	BEST	ON
1	100	R1000	1 Kenny FRETWELL	Suzuki GSXR 1000 -	9	8:20.417			78.20	54.301	7
2	961	E	1 Jack SIM	Yamaha R6 - ALLIUM by David Stead Landscapes /	9	8:21.615	1.198	1.198	78.02	53.973	8
3	33	R1000	2 Tony FOUNTAIN	Yamaha R1 -	9	8:23.265	2.848	1.650	77.76	54.830	2
4	70	R1000	3 Chris DRINKALD	Kawasaki ZX10RR - MSS Performance	9	8:27.597	7.180	4.332	77.10	54.705	9
5	10	R1000	4 Matthew DENT	Ducati 1199 -	9	8:30.212	9.795	2.615	76.70	55.409	7
6	1	E	2 Andrew SAUNDERS	Suzuki GSXR - SDC PERFORMANCE	9	8:33.116	12.699	2.904	76.27	55.567	3
7	66	R1000	5 Jonny HILL	Honda CBR1000 RR - Michael J Lonsdale Group	9	8:43.549	23.132	10.433	74.75	56.506	5
8	86	R1000	6 Frederico LOPES	Yamaha R1 - FLR Procurement Ltd	9	8:55.479	35.067	11.930	73.08	57.260	3
9	22	R1000	7 Jaime JOHNSON	Yamaha R1M - J.D.Rims	9	9:01.293	40.876	5.814	72.30	56.120	9
10	60	R1000	8 Andrew STERLING	Bmw S1000RR - Hookup-solutions	9	9:02.491	42.074	1.198	72.14	57.520	8
11	77	E	3 David MAY	Suzuki GSXR 750 K1 - ELP Racing	9	9:06.737	46.320	4.246	71.58	58.882	6
12	129	E	4 Derek CRIPPS	Yamaha R1 - Kelly Cripps	9	9:07.403	46.986	0.666	71.49	57.523	7
13	180	R1000	9 Mark OVEL	Yamaha YZFR1 -	9	9:07.705	47.288	0.302	71.45	59.266	7
14	6*	E	5 Andrew FIRTH	Yamaha YZF-R1 - LTRmotorcycles.co.uk	9	9:11.984	51.567	4.279	70.90	57.883	6
15	223	E	6 Matthew MAY	Honda CBR600F3 - Mays Racing	9	9:13.498	53.081	1.514	70.70	58.951	6
16	110*	R1000	10 Michael CLARKE	Honda CBR - BIKEBASE.ltd	9	9:15.611	55.194	2.113	70.44	58.693	5
17	54	R1000	11 Jonathan LEFT	Suzuki GSXR 750 - JRL Design Solutions Ltd	9	9:16.565	56.148	0.954	70.31	58.862	9
18	55	E	7 Nick HODGINS	Suzuki GSXR 750 - Dad, Claire, Super Sam, ASR	9	9:17.982	57.565	1.417	70.14	59.580	7
19	222	R1000	12 Phil ROOKE	Honda CBR1000RR - A J ROOKE ELECTRICAL CO	8	8:22.223	1 Lap	1 Lap	69.26	59.979	7
20	444	E	8 Tony PARKER	Suzuki SV650 - Emerald Elevators/PriceLess Copies	8	8:22.582	1 Lap	0.359	69.22	59.937	7
21	24	E	9 Mark REYNOLDS	Aprilia MILLE -	8	8:27.137	1 Lap	4.555	68.59	1:00.236	8
22	67	R1000	13 David REDGEWICK	Aprilia RSV4 - WHEELIES MOTORCYCLES	8	8:29.212	1 Lap	2.075	68.31	1:00.704	7
23	93	R1000	14 Tony BOTTO	Suzuki GSXR 1000 K7 - TB Motorcycles	8	8:40.643	1 Lap	11.431	66.81	59.597	6
24	31	E	10 Pete SANDERSON	Suzuki GSXR750 - MBC Despatch Racing	8	8:43.807	1 Lap	3.164	66.41	1:02.611	8

NOT CLASSIFIED

DNF	26	E	Richard MAY	Honda CBR600FX - Many Mays Racing	2	2:14.975	7 Laps	6 Laps	64.43	1:02.817	2
DNF	75	E	Stewart MAY	Honda CBR600F3 - Too Many Mays Racing	0						

FASTEST LAP

	961	E	Jack SIM	Yamaha R6 - ALLIUM by David Stead Landscapes /	8	53.973			80.56 mph	129.66 kph	
	100	R1000	Kenny FRETWELL	Suzuki GSXR 1000 -	7	54.301			80.08 mph	128.88 kph	

* No. 110 - 10 second penalty - jump start

* No. 6 - 10 second penalty - yellow flag infringement

Class R1000 - 92.5% of Race Speed = 72.33 mph

Class E - 92.5% of Race Speed = 72.16 mph

Brands Hatch Indy

Circuit Length = 1.2079 miles

Start: 15:17 Flag 15:26 End: 15:27

Weather / Track : Cloudy / Drying

These results are provisional until the conclusion of any judicial and technical matters.

Clerk Of Course :	Steward :	Timekeeper :
-------------------	-----------	--------------

Results can be found at www.tsl-timing.com

Printed - 15:28 Sunday, 08 March 2020



BMCRC - MRO Championships 2020 - Rnd 1 @ Brands Hatch Indy

BMCRC Thunderbike Extreme & Rookie 1000

RACE 12 - LAP CHART

LAP 1 @ 15:18:56.891

NO	BEHIND	LAP TIME
33		59.185
100	1.768	1:00.953
10	1.962	1:01.147
1	3.085	1:02.270
961	3.369	1:02.554
70	4.532	1:03.717
110	5.426	1:04.611
66	5.605	1:04.790
86	6.207	1:05.392
180	8.222	1:07.407
77	10.276	1:09.461
93	10.485	1:09.670
222	11.287	1:10.472
60	11.385	1:10.570
67	11.779	1:10.964
6	11.800	1:10.985
129	12.262	1:11.447
54	12.856	1:12.041
26	12.973	1:12.158
55	13.082	1:12.267
223	13.269	1:12.454
444	13.700	1:12.885
24	14.464	1:13.649
22	14.563	1:13.748
31	15.465	1:14.650

LAP 2 @ 15:19:51.721

NO	BEHIND	LAP TIME
33		54.830
100	2.195	55.257
10	3.171	56.039
1	4.580	56.325
961	4.855	56.316
70	5.263	55.561
66	8.792	58.017
86	9.858	58.481
110	9.978	59.382
180	13.909	1:00.517
77	15.034	59.588
93	17.250	1:01.595
60	17.275	1:00.720
6	17.523	1:00.553
222	19.058	1:02.601
129	19.733	1:02.301
67	19.915	1:02.966
223	20.151	1:01.712
26	20.960	1:02.817
55	20.986	1:02.734
54	21.310	1:03.284
444	22.319	1:03.449
22	22.583	1:02.850
24	23.117	1:03.483
31	25.418	1:04.783

LAP 3 @ 15:20:46.845

NO	BEHIND	LAP TIME
33		55.124
100	2.589	55.518
10	3.479	55.432
961	4.180	54.449
1	5.023	55.567

70	5.163	55.024
66	10.846	57.178
86	11.994	57.260
110	13.802	58.948
77	19.264	59.354
180	19.470	1:00.685
60	21.055	58.904
93	23.027	1:00.901
6	23.179	1:00.780
129	24.765	1:00.156
222	25.021	1:01.087
223	25.148	1:00.121
67	25.678	1:00.887
55	26.081	1:00.219
54	27.756	1:01.570
22	28.553	1:01.094
444	29.070	1:01.875
24	31.484	1:03.491
31	35.433	1:05.139

LAP 4 @ 15:21:42.303

NO	BEHIND	LAP TIME
33		55.458
100	2.462	55.331
961	3.305	54.583
10	4.472	56.451
70	5.356	55.651
1	5.554	55.989
66	12.953	57.565
86	15.470	58.934
110	17.540	59.196
77	23.524	59.718
180	24.518	1:00.506
6	26.359	58.638
60	26.697	1:01.100
93	28.148	1:00.579
129	29.016	59.709
223	30.934	1:01.244
222	32.291	1:02.728
67	32.506	1:02.286
55	32.643	1:02.020
22	32.717	59.622
54	33.928	1:01.630
444	34.063	1:00.451
24	38.377	1:02.351
31	43.694	1:03.719

LAP 5 @ 15:22:38.218

NO	BEHIND	LAP TIME
33		55.915
100	0.976	54.429
961	1.535	54.145
10	5.119	56.562
70	5.293	55.852
1	6.204	56.565
66	13.544	56.506
86	18.023	58.468
110	20.318	58.693
77	27.228	59.619
180	28.480	59.877
6	28.930	58.486
60	29.455	58.673
129	33.331	1:00.230
22	34.609	57.807

93	34.672	1:02.439
223	35.027	1:00.008
55	38.228	1:01.500
222	38.865	1:02.489
67	39.211	1:02.620
54	39.323	1:01.310
444	39.476	1:01.328
24	44.001	1:01.539
31	51.063	1:03.284

LAP 6 @ 15:23:34.671

NO	BEHIND	LAP TIME
33		56.453
100	0.093	55.570
961	0.507	55.425
70	5.733	56.893
10	5.948	57.282
1	6.058	56.307
66	14.357	57.266
86	21.210	59.640
110	24.537	1:00.672
77	29.657	58.882
6	30.360	57.883
60	32.017	59.015
180	32.085	1:00.058
22	34.955	56.799
129	35.557	58.679
223	37.525	58.951
93	37.816	59.597
55	41.832	1:00.057
54	42.649	59.779
222	43.486	1:01.074
444	43.765	1:00.742
67	43.949	1:01.191
24	48.545	1:00.997

LAP 7 @ 15:24:29.065

NO	BEHIND	LAP TIME
100		54.301
961	0.688	54.575
33	1.124	55.518
31	1 Lap	1:03.532
70	6.056	54.717
10	6.963	55.409
1	7.798	56.134
66	17.330	57.367
86	25.434	58.618
110	30.642	1:00.499
6	34.104	58.138
77	34.971	59.708
60	35.207	57.584
180	36.957	59.266
22	37.345	56.784
129	38.686	57.523
223	42.834	59.703
55	47.018	59.580
54	47.421	59.166
222	49.071	59.979
444	49.308	59.937
67	50.259	1:00.704

LAP 8 @ 15:25:23.475

NO	BEHIND	LAP TIME
100		54.410
961	0.251	53.973
24	1 Lap	1:01.391
33	1.845	55.131
70	7.123	55.477
10	8.215	55.662
1	11.188	57.800
93	1 Lap	1:24.975
31	1 Lap	1:06.089
66	20.255	57.335
86	30.277	59.253
6	38.022	58.328
110	38.045	1:01.813
60	38.317	57.520
22	39.404	56.469
77	40.960	1:00.399
180	41.833	59.286
129	42.193	57.917
223	48.339	59.915
54	51.934	58.923
55	52.253	59.645

LAP 9 @ 15:26:18.123

NO	BEHIND	LAP TIME
100		54.648
961	1.198	55.595
222	1 Lap	1:01.793
444	1 Lap	1:01.915
33	2.848	55.651
24	1 Lap	1:00.236
70	7.180	54.705
67	1 Lap	1:07.594
10	9.795	56.228
1	12.699	56.159
93	1 Lap	1:00.887
66	23.132	57.525
31	1 Lap	1:02.611
86	35.062	59.433
22	40.876	56.120
6	41.567	58.193
60	42.074	58.405
110	45.194	1:01.797
77	46.320	1:00.008
129	46.986	59.441
180	47.288	1:00.103
223	53.081	59.390
54	56.148	58.862
55	57.565	59.960

Weather / Track : Cloudy / Drying

Brands Hatch Indy
Circuit Length = 1.2079 miles
Start: 15:17 Flag 15:26 End: 15:27

BMCRC - MRO Championships 2020 - Rnd 1 @ Brands Hatch Indy

BMCRC Thunderbike Extreme & Rookie 1000

RACE 12 - SECTOR ANALYSIS



SECTOR 1 = FL to I1, SECTOR 2 = I1 to FL, DIFF = Difference To Personal Best Lap, P = Crossed Finish Line in Pit Lane, D = Time Disallowed

P1 100 R1000 Kenny FRETWELL			Suzuki GSXR 1000 -			
IDEAL LAP TIME : 54.105		BEST LAP TIME : 54.301		DIFFERENCE : 0.196		
LAP	SECTOR 1	SECTOR 2	LAP TIME	MPH	DIFF	TIME OF DAY
1 -		21.827	1:00.953	71.34	6.652	15:18:58.659
2 -	33.428	21.829	55.257	78.69	0.956	15:19:53.916
3 -	33.165	22.353	55.518	78.32	1.217	15:20:49.434
4 -	33.590	21.741	55.331	78.59	1.030	15:21:44.765
5 -	32.652	21.777	54.429 (3)	79.89	0.128	15:22:39.194
6 -	33.399	22.171	55.570	78.25	1.269	15:23:34.764
7 -	32.733	21.568	54.301 (1)	80.08		15:24:29.065
8 -	32.957	21.453	54.410 (2)	79.92	0.109	15:25:23.475
9 -	33.032	21.616	54.648	79.57	0.347	15:26:18.123

P2 961 E Jack SIM			Yamaha R6 - ALLIUM by David Stead Landscapes / Platform Lif			
IDEAL LAP TIME : 53.879		BEST LAP TIME : 53.973		DIFFERENCE : 0.094		
LAP	SECTOR 1	SECTOR 2	LAP TIME	MPH	DIFF	TIME OF DAY
1 -		22.346	1:02.554	69.51	8.581	15:19:00.260
2 -	33.634	22.682	56.316	77.21	2.343	15:19:56.576
3 -	32.737	21.712	54.449 (3)	79.86	0.476	15:20:51.025
4 -	32.785	21.798	54.583	79.66	0.610	15:21:45.608
5 -	32.172	21.973	54.145 (2)	80.31	0.172	15:22:39.753
6 -	32.890	22.535	55.425	78.45	1.452	15:23:35.178
7 -	32.674	21.901	54.575	79.68	0.602	15:24:29.753
8 -	32.167	21.806	53.973 (1)	80.56		15:25:23.726
9 -	33.122	22.473	55.595	78.21	1.622	15:26:19.321

P3 33 R1000 Tony FOUNTAIN			Yamaha R1 -			
IDEAL LAP TIME : 54.533		BEST LAP TIME : 54.830		DIFFERENCE : 0.297		
LAP	SECTOR 1	SECTOR 2	LAP TIME	MPH	DIFF	TIME OF DAY
1 -		21.677	59.185	73.47	4.355	15:18:56.891
2 -	33.009	21.821	54.830 (1)	79.31		15:19:51.721
3 -	32.856	22.268	55.124 (2)	78.88	0.294	15:20:46.845
4 -	33.057	22.401	55.458	78.41	0.628	15:21:42.303
5 -	33.348	22.567	55.915	77.77	1.085	15:22:38.218
6 -	34.120	22.333	56.453	77.03	1.623	15:23:34.671
7 -	33.634	21.884	55.518	78.32	0.688	15:24:30.189
8 -	32.935	22.196	55.131 (3)	78.87	0.301	15:25:25.320
9 -	33.278	22.373	55.651	78.14	0.821	15:26:20.971

P4 70 R1000 Chris DRINKALD			Kawasaki ZX10RR - MSS Performance			
IDEAL LAP TIME : 54.410		BEST LAP TIME : 54.705		DIFFERENCE : 0.295		
LAP	SECTOR 1	SECTOR 2	LAP TIME	MPH	DIFF	TIME OF DAY
1 -		22.878	1:03.717	68.24	9.012	15:19:01.423
2 -	32.879	22.682	55.561	78.26	0.856	15:19:56.984
3 -	32.971	22.053	55.024 (3)	79.03	0.319	15:20:52.008
4 -	33.167	22.484	55.651	78.14	0.946	15:21:47.659
5 -	33.052	22.800	55.852	77.85	1.147	15:22:43.511
6 -	33.801	23.092	56.893	76.43	2.188	15:23:40.404
7 -	32.643	22.074	54.717 (2)	79.47	0.012	15:24:35.121
8 -	33.543	21.934	55.477	78.38	0.772	15:25:30.598
9 -	32.476	22.229	54.705 (1)	79.49		15:26:25.303

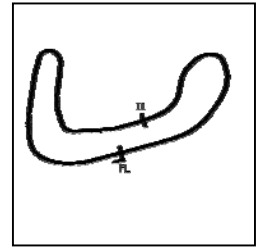
Weather / Track : Cloudy / Drying

Brands Hatch Indy
Circuit Length = 1.2079 miles
Start: 15:17 Flag 15:26 End: 15:27

BMCRC - MRO Championships 2020 - Rnd 1 @ Brands Hatch Indy

BMCRC Thunderbike Extreme & Rookie 1000

RACE 12 - SECTOR ANALYSIS



SECTOR 1 = FL to I1, SECTOR 2 = I1 to FL, DIFF = Difference To Personal Best Lap, P = Crossed Finish Line in Pit Lane, D = Time Disallowed

P5 10 R1000 Matthew DENT			Ducati 1199 -			
IDEAL LAP TIME : 55.246		BEST LAP TIME : 55.409		DIFFERENCE : 0.163		
LAP	SECTOR 1	SECTOR 2	LAP TIME	MPH	DIFF	TIME OF DAY
1 -		22.532	1:01.147	71.11	5.738	15:18:58.853
2 -	33.550	22.489	56.039	77.59	0.630	15:19:54.892
3 -	33.034	22.398	55.432 (2)	78.44	0.023	15:20:50.324
4 -	33.767	22.684	56.451	77.03	1.042	15:21:46.775
5 -	33.404	23.158	56.562	76.88	1.153	15:22:43.337
6 -	33.707	23.575	57.282	75.91	1.873	15:23:40.619
7 -	33.197	22.212	55.409 (1)	78.48		15:24:36.028
8 -	33.420	22.242	55.662 (3)	78.12	0.253	15:25:31.690
9 -	33.590	22.638	56.228	77.33	0.819	15:26:27.918

P6 1 E Andrew SAUNDERS			Suzuki GSXR - SDC PERFORMANCE			
IDEAL LAP TIME : 55.553		BEST LAP TIME : 55.567		DIFFERENCE : 0.014		
LAP	SECTOR 1	SECTOR 2	LAP TIME	MPH	DIFF	TIME OF DAY
1 -		22.219	1:02.270	69.83	6.703	15:18:59.976
2 -	33.730	22.595	56.325	77.20	0.758	15:19:56.301
3 -	33.462	22.105	55.567 (1)	78.25		15:20:51.868
4 -	33.448	22.541	55.989 (2)	77.66	0.422	15:21:47.857
5 -	33.995	22.570	56.565	76.87	0.998	15:22:44.422
6 -	33.720	22.587	56.307	77.23	0.740	15:23:40.729
7 -	33.780	22.354	56.134 (3)	77.46	0.567	15:24:36.863
8 -	35.194	22.606	57.800	75.23	2.233	15:25:34.663
9 -	33.768	22.391	56.159	77.43	0.592	15:26:30.822

P7 66 R1000 Jonny HILL			Honda CBR1000 RR - Michael J Lonsdale Group			
IDEAL LAP TIME : 56.506		BEST LAP TIME : 56.506		DIFFERENCE : 0.000		
LAP	SECTOR 1	SECTOR 2	LAP TIME	MPH	DIFF	TIME OF DAY
1 -		23.018	1:04.790	67.11	8.284	15:19:02.496
2 -	35.030	22.987	58.017	74.95	1.511	15:20:00.513
3 -	34.329	22.849	57.178 (2)	76.05	0.672	15:20:57.691
4 -	34.671	22.894	57.565	75.54	1.059	15:21:55.256
5 -	34.250	22.256	56.506 (1)	76.95		15:22:51.762
6 -	34.426	22.840	57.266 (3)	75.93	0.760	15:23:49.028
7 -	34.617	22.750	57.367	75.80	0.861	15:24:46.395
8 -	34.682	22.653	57.335	75.84	0.829	15:25:43.730
9 -	34.537	22.988	57.525	75.59	1.019	15:26:41.255

P8 86 R1000 Frederico LOPES			Yamaha R1 - FLR Procurement Ltd			
IDEAL LAP TIME : 57.224		BEST LAP TIME : 57.260		DIFFERENCE : 0.036		
LAP	SECTOR 1	SECTOR 2	LAP TIME	MPH	DIFF	TIME OF DAY
1 -		23.231	1:05.392	66.50	8.132	15:19:03.098
2 -	35.726	22.755	58.481 (3)	74.35	1.221	15:20:01.579
3 -	34.469	22.791	57.260 (1)	75.94		15:20:58.839
4 -	35.676	23.258	58.934	73.78	1.674	15:21:57.773
5 -	35.141	23.327	58.468 (2)	74.37	1.208	15:22:56.241
6 -	36.151	23.489	59.640	72.91	2.380	15:23:55.881
7 -	35.421	23.197	58.618	74.18	1.358	15:24:54.499
8 -	35.957	23.296	59.253	73.39	1.993	15:25:53.752
9 -	35.992	23.441	59.433	73.16	2.173	15:26:53.185

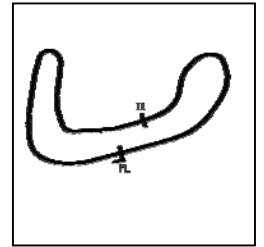
Weather / Track : Cloudy / Drying

Brands Hatch Indy
Circuit Length = 1.2079 miles
Start: 15:17 Flag 15:26 End: 15:27

BMCRC - MRO Championships 2020 - Rnd 1 @ Brands Hatch Indy

BMCRC Thunderbike Extreme & Rookie 1000

RACE 12 - SECTOR ANALYSIS



SECTOR 1 = FL to I1, SECTOR 2 = I1 to FL, DIFF = Difference To Personal Best Lap, P = Crossed Finish Line in Pit Lane, D = Time Disallowed

P9 22 R1000 Jaime JOHNSON			Yamaha R1M - J.D.Rims			
IDEAL LAP TIME : 55.773		BEST LAP TIME : 56.120	DIFFERENCE : 0.347			
LAP	SECTOR 1	SECTOR 2	LAP TIME	MPH	DIFF	TIME OF DAY
1 -		26.178	1:13.748	58.96	17.628	15:19:11.454
2 -	37.728	25.122	1:02.850	69.19	6.730	15:20:14.304
3 -	36.864	24.230	1:01.094	71.17	4.974	15:21:15.398
4 -	35.928	23.694	59.622	72.93	3.502	15:22:15.020
5 -	34.111	23.696	57.807	75.22	1.687	15:23:12.827
6 -	33.520	23.279	56.799	76.56	0.679	15:24:09.626
7 -	34.150	22.634	56.784 (3)	76.58	0.664	15:25:06.410
8 -	34.216	22.253	56.469 (2)	77.00	0.349	15:26:02.879
9 -	33.530	22.590	56.120 (1)	77.48		15:26:58.999

P10 60 R1000 Andrew STERLING			Bmw S1000RR - Hookup-solutions			
IDEAL LAP TIME : 57.200		BEST LAP TIME : 57.520	DIFFERENCE : 0.320			
LAP	SECTOR 1	SECTOR 2	LAP TIME	MPH	DIFF	TIME OF DAY
1 -		25.190	1:10.570	61.62	13.050	15:19:08.276
2 -	36.719	24.001	1:00.720	71.61	3.200	15:20:08.996
3 -	35.772	23.132	58.904	73.82	1.384	15:21:07.900
4 -	37.977	23.123	1:01.100	71.17	3.580	15:22:09.000
5 -	35.800	22.873	58.673	74.11	1.153	15:23:07.673
6 -	35.641	23.374	59.015	73.68	1.495	15:24:06.688
7 -	34.992	22.592	57.584 (2)	75.51	0.064	15:25:04.272
8 -	35.312	22.208	57.520 (1)	75.60		15:26:01.792
9 -	35.579	22.826	58.405 (3)	74.45	0.885	15:27:00.197

P11 77 E David MAY			Suzuki GSXR 750 K1 - ELP Racing			
IDEAL LAP TIME : 58.882		BEST LAP TIME : 58.882	DIFFERENCE : 0.000			
LAP	SECTOR 1	SECTOR 2	LAP TIME	MPH	DIFF	TIME OF DAY
1 -		24.633	1:09.461	62.60	10.579	15:19:07.167
2 -	36.299	23.289	59.588 (3)	72.97	0.706	15:20:06.755
3 -	35.984	23.370	59.354 (2)	73.26	0.472	15:21:06.109
4 -	36.469	23.249	59.718	72.81	0.836	15:22:05.827
5 -	36.176	23.443	59.619	72.93	0.737	15:23:05.446
6 -	35.673	23.209	58.882 (1)	73.85		15:24:04.328
7 -	36.316	23.392	59.708	72.83	0.826	15:25:04.036
8 -	36.696	23.703	1:00.399	71.99	1.517	15:26:04.435
9 -	36.407	23.601	1:00.008	72.46	1.126	15:27:04.443

P12 129 E Derek CRIPPS			Yamaha R1 - Kelly Cripps			
IDEAL LAP TIME : 57.355		BEST LAP TIME : 57.523	DIFFERENCE : 0.168			
LAP	SECTOR 1	SECTOR 2	LAP TIME	MPH	DIFF	TIME OF DAY
1 -		25.240	1:11.447	60.86	13.924	15:19:09.153
2 -	37.737	24.564	1:02.301	69.79	4.778	15:20:11.454
3 -	35.938	24.218	1:00.156	72.28	2.633	15:21:11.610
4 -	36.146	23.563	59.709	72.82	2.186	15:22:11.319
5 -	36.534	23.696	1:00.230	72.19	2.707	15:23:11.549
6 -	34.804	23.875	58.679 (3)	74.10	1.156	15:24:10.228
7 -	34.602	22.921	57.523 (1)	75.59		15:25:07.751
8 -	34.434	23.483	57.917 (2)	75.08	0.394	15:26:05.668
9 -	35.527	23.914	59.441	73.15	1.918	15:27:05.109

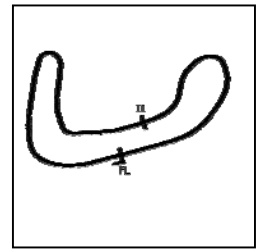
Weather / Track : Cloudy / Drying

Brands Hatch Indy
Circuit Length = 1.2079 miles
Start: 15:17 Flag 15:26 End: 15:27

BMCRC - MRO Championships 2020 - Rnd 1 @ Brands Hatch Indy

BMCRC Thunderbike Extreme & Rookie 1000

RACE 12 - SECTOR ANALYSIS



SECTOR 1 = FL to I1, SECTOR 2 = I1 to FL, DIFF = Difference To Personal Best Lap, P = Crossed Finish Line in Pit Lane, D = Time Disallowed

P13 180 R1000 Mark OVEL			Yamaha YZFR1 -			
IDEAL LAP TIME : 59.107		BEST LAP TIME : 59.266	DIFFERENCE : 0.159			
LAP	SECTOR 1	SECTOR 2	LAP TIME	MPH	DIFF	TIME OF DAY
1 -		24.345	1:07.407	64.51	8.141	15:19:05.113
2 -	36.563	23.954	1:00.517	71.85	1.251	15:20:05.630
3 -	36.722	23.963	1:00.685	71.65	1.419	15:21:06.315
4 -	36.649	23.857	1:00.506	71.87	1.240	15:22:06.821
5 -	35.983	23.894	59.877 (3)	72.62	0.611	15:23:06.698
6 -	36.266	23.792	1:00.058	72.40	0.792	15:24:06.756
7 -	35.880	23.386	59.266 (1)	73.37		15:25:06.022
8 -	35.721	23.565	59.286 (2)	73.34	0.020	15:26:05.308
9 -	36.163	23.940	1:00.103	72.35	0.837	15:27:05.411

P14 6 E Andrew FIRTH			Yamaha YZF-R1 - LTRmotorcycles.co.uk			
IDEAL LAP TIME : 57.883		BEST LAP TIME : 57.883	DIFFERENCE : 0.000			
LAP	SECTOR 1	SECTOR 2	LAP TIME	MPH	DIFF	TIME OF DAY
1 -		24.990	1:10.985	61.26	13.102	15:19:08.691
2 -	36.560	23.993	1:00.553	71.81	2.670	15:20:09.244
3 -	36.712	24.068	1:00.780	71.54	2.897	15:21:10.024
4 -	35.300	23.338	58.638	74.16	0.755	15:22:08.662
5 -	35.140	23.346	58.486	74.35	0.603	15:23:07.148
6 -	34.743	23.140	57.883 (1)	75.12		15:24:05.031
7 -	34.898	23.240	58.138 (2)	74.79	0.255	15:25:03.169
8 -	34.998	23.330	58.328	74.55	0.445	15:26:01.497
9 -	35.045	23.148	58.193 (3)	74.72	0.310	15:26:59.690

P15 223 E Matthew MAY			Honda CBR600F3 - Mays Racing			
IDEAL LAP TIME : 58.849		BEST LAP TIME : 58.951	DIFFERENCE : 0.102			
LAP	SECTOR 1	SECTOR 2	LAP TIME	MPH	DIFF	TIME OF DAY
1 -		25.025	1:12.454	60.01	13.503	15:19:10.160
2 -	37.675	24.037	1:01.712	70.46	2.761	15:20:11.872
3 -	36.481	23.640	1:00.121	72.33	1.170	15:21:11.993
4 -	37.211	24.033	1:01.244	71.00	2.293	15:22:13.237
5 -	36.131	23.877	1:00.008	72.46	1.057	15:23:13.245
6 -	35.340	23.611	58.951 (1)	73.76		15:24:12.196
7 -	36.082	23.621	59.703 (3)	72.83	0.752	15:25:11.899
8 -	36.214	23.701	59.915	72.57	0.964	15:26:11.814
9 -	35.881	23.509	59.390 (2)	73.22	0.439	15:27:11.204

P16 110 R1000 Michael CLARKE			Honda CBR - BIKEBASE.ltd			
IDEAL LAP TIME : 58.036		BEST LAP TIME : 58.693	DIFFERENCE : 0.657			
LAP	SECTOR 1	SECTOR 2	LAP TIME	MPH	DIFF	TIME OF DAY
1 -		23.953	1:04.611	67.30	5.918	15:19:02.317
2 -	35.968	23.414	59.382	73.23	0.689	15:20:01.699
3 -	35.716	23.232	58.948 (2)	73.77	0.255	15:21:00.647
4 -	35.995	23.201	59.196 (3)	73.46	0.503	15:21:59.843
5 -	34.835	23.858	58.693 (1)	74.09		15:22:58.536
6 -	36.446	24.226	1:00.672	71.67	1.979	15:23:59.208
7 -	36.396	24.103	1:00.499	71.87	1.806	15:24:59.707
8 -	37.128	24.685	1:01.813	70.35	3.120	15:26:01.520
9 -	37.225	24.572	1:01.797	70.36	3.104	15:27:03.317

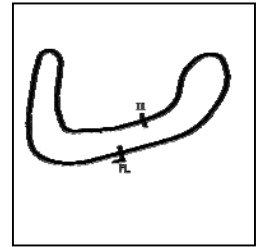
Weather / Track : Cloudy / Drying

Brands Hatch Indy
Circuit Length = 1.2079 miles
Start: 15:17 Flag 15:26 End: 15:27

BMCRC - MRO Championships 2020 - Rnd 1 @ Brands Hatch Indy

BMCRC Thunderbike Extreme & Rookie 1000

RACE 12 - SECTOR ANALYSIS



SECTOR 1 = FL to I1, SECTOR 2 = I1 to FL, DIFF = Difference To Personal Best Lap, P = Crossed Finish Line in Pit Lane, D = Time Disallowed

P17 54 R1000 Jonathan LEFT			Suzuki GSXR 750 - JRL Design Solutions Ltd			
IDEAL LAP TIME : 58.789		BEST LAP TIME : 58.862	DIFFERENCE : 0.073			
LAP	SECTOR 1	SECTOR 2	LAP TIME	MPH	DIFF	TIME OF DAY
1 -		25.722	1:12.041	60.36	13.179	15:19:09.747
2 -	38.464	24.820	1:03.284	68.71	4.422	15:20:13.031
3 -	37.386	24.184	1:01.570	70.62	2.708	15:21:14.601
4 -	37.359	24.271	1:01.630	70.55	2.768	15:22:16.231
5 -	36.402	24.908	1:01.310	70.92	2.448	15:23:17.541
6 -	36.301	23.478	59.779	72.74	0.917	15:24:17.320
7 -	35.963	23.203	59.166 (3)	73.49	0.304	15:25:16.486
8 -	35.596	23.327	58.923 (2)	73.80	0.061	15:26:15.409
9 -	35.586	23.276	58.862 (1)	73.87		15:27:14.271

P18 55 E Nick HODGINS			Suzuki GSXR 750 - Dad, Claire, Super Sam, ASR			
IDEAL LAP TIME : 59.477		BEST LAP TIME : 59.580	DIFFERENCE : 0.103			
LAP	SECTOR 1	SECTOR 2	LAP TIME	MPH	DIFF	TIME OF DAY
1 -		25.582	1:12.267	60.17	12.687	15:19:09.973
2 -	38.548	24.186	1:02.734	69.31	3.154	15:20:12.707
3 -	36.611	23.608	1:00.219	72.21	0.639	15:21:12.926
4 -	37.954	24.066	1:02.020	70.11	2.440	15:22:14.946
5 -	36.755	24.745	1:01.500	70.70	1.920	15:23:16.446
6 -	36.176	23.881	1:00.057	72.40	0.477	15:24:16.503
7 -	36.186	23.394	59.580 (1)	72.98		15:25:16.083
8 -	36.344	23.301	59.645 (2)	72.90	0.065	15:26:15.728
9 -	36.464	23.496	59.960 (3)	72.52	0.380	15:27:15.688

P19 222 R1000 Phil ROOKE			Honda CBR1000RR - A J ROOKE ELECTRICAL CONTRACTO			
IDEAL LAP TIME : 59.979		BEST LAP TIME : 59.979	DIFFERENCE : 0.000			
LAP	SECTOR 1	SECTOR 2	LAP TIME	MPH	DIFF	TIME OF DAY
1 -		25.636	1:10.472	61.70	10.493	15:19:08.178
2 -	38.280	24.321	1:02.601	69.46	2.622	15:20:10.779
3 -	36.214	24.873	1:01.087 (3)	71.18	1.108	15:21:11.866
4 -	37.925	24.803	1:02.728	69.32	2.749	15:22:14.594
5 -	36.930	25.559	1:02.489	69.58	2.510	15:23:17.083
6 -	36.934	24.140	1:01.074 (2)	71.20	1.095	15:24:18.157
7 -	36.104	23.875	59.979 (1)	72.50		15:25:18.136
8 -	37.174	24.619	1:01.793	70.37	1.814	15:26:19.929

P20 444 E Tony PARKER			Suzuki SV650 - Emerald Elevators/PriceLess Copiers			
IDEAL LAP TIME : 59.937		BEST LAP TIME : 59.937	DIFFERENCE : 0.000			
LAP	SECTOR 1	SECTOR 2	LAP TIME	MPH	DIFF	TIME OF DAY
1 -		25.808	1:12.885	59.66	12.948	15:19:10.591
2 -	38.709	24.740	1:03.449	68.53	3.512	15:20:14.040
3 -	37.625	24.250	1:01.875	70.28	1.938	15:21:15.915
4 -	36.662	23.789	1:00.451 (2)	71.93	0.514	15:22:16.366
5 -	36.450	24.878	1:01.328	70.90	1.391	15:23:17.694
6 -	36.844	23.898	1:00.742 (3)	71.59	0.805	15:24:18.436
7 -	36.422	23.515	59.937 (1)	72.55		15:25:18.373
8 -	37.526	24.389	1:01.915	70.23	1.978	15:26:20.288

Weather / Track : Cloudy / Drying

Brands Hatch Indy
Circuit Length = 1.2079 miles
Start: 15:17 Flag 15:26 End: 15:27

BMCRC - MRO Championships 2020 - Rnd 1 @ Brands Hatch Indy

BMCRC Thunderbike Extreme & Rookie 1000

RACE 12 - SECTOR ANALYSIS



SECTOR 1 = FL to I1, SECTOR 2 = I1 to FL, DIFF = Difference To Personal Best Lap, P = Crossed Finish Line in Pit Lane, D = Time Disallowed

P21 24 E Mark REYNOLDS			Aprilia MILLE -			
IDEAL LAP TIME : 59.764		BEST LAP TIME : 1:00.236		DIFFERENCE : 0.472		
LAP	SECTOR 1	SECTOR 2	LAP TIME	MPH	DIFF	TIME OF DAY
1 -		25.431	1:13.649	59.04	13.413	15:19:11.355
2 -	38.851	24.632	1:03.483	68.50	3.247	15:20:14.838
3 -	39.018	24.473	1:03.491	68.49	3.255	15:21:18.329
4 -	37.895	24.456	1:02.351	69.74	2.115	15:22:20.680
5 -	37.572	23.967	1:01.539	70.66	1.303	15:23:22.219
6 -	37.497	23.500	1:00.997 (2)	71.29	0.761	15:24:23.216
7 -	38.000	23.391	1:01.391 (3)	70.83	1.155	15:25:24.607
8 -	36.373	23.863	1:00.236 (1)	72.19		15:26:24.843

P22 67 R1000 David REDGEWICK			Aprilia RSV4 - WHEELIES MOTORCYCLES			
IDEAL LAP TIME : 1:00.680		BEST LAP TIME : 1:00.704		DIFFERENCE : 0.024		
LAP	SECTOR 1	SECTOR 2	LAP TIME	MPH	DIFF	TIME OF DAY
1 -		25.160	1:10.964	61.27	10.260	15:19:08.670
2 -	38.402	24.564	1:02.966	69.06	2.262	15:20:11.636
3 -	37.432	23.455	1:00.887 (2)	71.42	0.183	15:21:12.523
4 -	37.988	24.298	1:02.286	69.81	1.582	15:22:14.809
5 -	37.256	25.364	1:02.620	69.44	1.916	15:23:17.429
6 -	37.596	23.595	1:01.191 (3)	71.06	0.487	15:24:18.620
7 -	37.225	23.479	1:00.704 (1)	71.63		15:25:19.324
8 -	40.251	27.343	1:07.594	64.33	6.890	15:26:26.918

P23 93 R1000 Tony BOTTO			Suzuki GSXR 1000 K7 - TB Motorcycles			
IDEAL LAP TIME : 59.597		BEST LAP TIME : 59.597		DIFFERENCE : 0.000		
LAP	SECTOR 1	SECTOR 2	LAP TIME	MPH	DIFF	TIME OF DAY
1 -		25.423	1:09.670	62.41	10.073	15:19:07.376
2 -	37.321	24.274	1:01.595	70.59	1.998	15:20:08.971
3 -	36.781	24.120	1:00.901	71.40	1.304	15:21:09.872
4 -	36.709	23.870	1:00.579 (2)	71.78	0.982	15:22:10.451
5 -	38.101	24.338	1:02.439	69.64	2.842	15:23:12.890
6 -	36.427	23.170	59.597 (1)	72.96		15:24:12.487
7 -	1:00.668	24.307	1:24.975	51.17	25.378	15:25:37.462
8 -	36.924	23.963	1:00.887 (3)	71.42	1.290	15:26:38.349

P24 31 E Pete SANDERSON			Suzuki GSXR750 - MBC Despatch Racing			
IDEAL LAP TIME : 1:02.611		BEST LAP TIME : 1:02.611		DIFFERENCE : 0.000		
LAP	SECTOR 1	SECTOR 2	LAP TIME	MPH	DIFF	TIME OF DAY
1 -		25.906	1:14.650	58.25	12.039	15:19:12.356
2 -	39.551	25.232	1:04.783	67.12	2.172	15:20:17.139
3 -	40.101	25.038	1:05.139	66.75	2.528	15:21:22.278
4 -	39.025	24.694	1:03.719	68.24	1.108	15:22:25.997
5 -	38.415	24.869	1:03.284 (2)	68.71	0.673	15:23:29.281
6 -	38.646	24.886	1:03.532 (3)	68.44	0.921	15:24:32.813
7 -	40.804	25.285	1:06.089	65.79	3.478	15:25:38.902
8 -	38.049	24.562	1:02.611 (1)	69.45		15:26:41.513

P25 26 E Richard MAY			Honda CBR600FX - Many Mays Racing			
IDEAL LAP TIME : 1:02.817		BEST LAP TIME : 1:02.817		DIFFERENCE : 0.000		
LAP	SECTOR 1	SECTOR 2	LAP TIME	MPH	DIFF	TIME OF DAY
1 -		25.365	1:12.158	60.26	9.341	15:19:09.864
2 -	37.644	25.173	1:02.817 (1)	69.22		15:20:12.681

Weather / Track : Cloudy / Drying

Brands Hatch Indy
Circuit Length = 1.2079 miles
Start: 15:17 Flag 15:26 End: 15:27

BMCRC - MRO Championships 2020 - Rnd 1 @ Brands Hatch Indy

BMCRC Thunderbike Extreme & Rookie 1000

RACE 12 - BEST SECTORS

SECTOR 1			SECTOR 2			IDEAL / BEST COMPARISON						
POS	NO	NAME	TIME	NO	NAME	TIME	POS	NO	NAME	IDEAL	BEST	DIFF
									PERFECT LAP	53.620		
1	961	SIM	32.167	100	FRETWELL	21.453	1	961	SIM	53.879	53.973	0.094
2	70	DRINKALD	32.476	33	FOUNTAIN	21.677	2	100	FRETWELL	54.105	54.301	0.196
3	100	FRETWELL	32.652	961	SIM	21.712	3	70	DRINKALD	54.410	54.705	0.295
4	33	FOUNTAIN	32.856	70	DRINKALD	21.934	4	33	FOUNTAIN	54.533	54.830	0.297
5	10	DENT	33.034	1	SAUNDERS	22.105	5	10	DENT	55.246	55.409	0.163
6	1	SAUNDERS	33.448	60	STERLING	22.208	6	1	SAUNDERS	55.553	55.567	0.014
7	22	JOHNSON	33.520	10	DENT	22.212	7	22	JOHNSON	55.773	56.120	0.347
8	66	HILL	34.250	22	JOHNSON	22.253	8	66	HILL	56.506	56.506	0.000
9	129	CRIPPS	34.434	66	HILL	22.256	9	60	STERLING	57.200	57.520	0.320
10	86	LOPES	34.469	86	LOPES	22.755	10	86	LOPES	57.224	57.260	0.036
11	6	FIRTH	34.743	129	CRIPPS	22.921	11	129	CRIPPS	57.355	57.523	0.168
12	110	CLARKE	34.835	6	FIRTH	23.140	12	6	FIRTH	57.883	57.883	0.000
13	60	STERLING	34.992	93	BOTTO	23.170	13	110	CLARKE	58.036	58.693	0.657
14	223	MAY	35.340	110	CLARKE	23.201	14	54	LEFT	58.789	58.862	0.073
15	54	LEFT	35.586	54	LEFT	23.203	15	223	MAY	58.849	58.951	0.102
16	77	MAY	35.673	77	MAY	23.209	16	77	MAY	58.882	58.882	0.000
17	180	OVEL	35.721	55	HODGINS	23.301	17	180	OVEL	59.107	59.266	0.159
18	222	ROOKE	36.104	180	OVEL	23.386	18	55	HODGINS	59.477	59.580	0.103
19	55	HODGINS	36.176	24	REYNOLDS	23.391	19	93	BOTTO	59.597	59.597	0.000
20	24	REYNOLDS	36.373	67	REDGEWICK	23.455	20	24	REYNOLDS	59.764	1:00.236	0.472
21	444	PARKER	36.422	223	MAY	23.509	21	444	PARKER	59.937	59.937	0.000
22	93	BOTTO	36.427	444	PARKER	23.515	22	222	ROOKE	59.979	59.979	0.000
23	67	REDGEWICK	37.225	222	ROOKE	23.875	23	67	REDGEWICK	1:00.680	1:00.704	0.024
24	26	MAY	37.644	31	SANDERSON	24.562	24	31	SANDERSON	1:02.611	1:02.611	0.000
25	31	SANDERSON	38.049	26	MAY	25.173	25	26	MAY	1:02.817	1:02.817	0.000
26												

Weather / Track : Cloudy / Drying

Results can be found at www.tsl-timing.com

Brands Hatch Indy
Circuit Length = 1.2079 miles
Start: 15:17 Flag 15:26 End: 15:27

Printed - 15:29 Sunday, 08 March 2020

BMCRC - MRO Championships 2020 - Rnd 1 @ Brands Hatch Indy

BMCRC Thunderbike Extreme & Rookie 1000

RACE 12 - STATISTICS

Competitors Started 25
Planned Start 2020-03-08 @ 14:40:00.000
Actual Start 2020-03-08 @ 15:17:57.705
Finish Time 2020-03-08 @ 15:26:18.122
Track Length 1.2079mi.
Total Laps 212
Total Distance Covered 256.0844mi.

Session Fastest Lap History

NO	CL	NAME	LAP TIME	TIME OF DAY	LAP	VEHICLE
33	R1000	Tony FOUNTAIN	54.830	15:19:51.747	2	Yamaha R1
961	E	Jack SIM	54.449	15:20:51.038	3	Yamaha R6
100	R1000	Kenny FRETWELL	54.429	15:22:39.204	5	Suzuki GSXR 1000
961	E	Jack SIM	54.145	15:22:39.766	5	Yamaha R6
961	E	Jack SIM	53.973	15:25:23.739	8	Yamaha R6

Session Leader History

NO	CL	NAME	FROM LAP	LAPS LED	DISTANCE	VEHICLE
33	R1000	Tony FOUNTAIN	1	6	7.24 miles	Yamaha R1
100	R1000	Kenny FRETWELL	7	3	3.62 miles	Suzuki GSXR 1000

Flag History

TYPE	TIME OF DAY
GREEN	15:17:57.705
FINISH	15:26:18.122

Flag Statistics

TYPE	COUNT	TOTAL LAPS	TOTAL TIME
Green	1	9	9:36.938
Red	0	0	0.000
Safety Car	0	0	0.000
FCY	0	0	0.000

BMCRC - MRO Championships 2020 - Rnd 1 @ Brands Hatch Indy

BMCRC Thunderbike Extreme & Rookie 1000

RACE 12 - STATISTICS

CLASS : E

11 Starters

Fastest Lap History

NO	NAME	LAP TIME	TIME OF DAY	LAP	VEHICLE
1	Andrew SAUNDERS	56.325	15:19:56.323	2	Suzuki GSXR
961	Jack SIM	56.316	15:19:56.589	2	Yamaha R6
961	Jack SIM	54.449	15:20:51.038	3	Yamaha R6
961	Jack SIM	54.145	15:22:39.766	5	Yamaha R6
961	Jack SIM	53.973	15:25:23.739	8	Yamaha R6

Leader History

NO	NAME	FROM LAP	LAPS LED	DISTANCE	VEHICLE
1	Andrew SAUNDERS	1	2	2.41 miles	Suzuki GSXR
961	Jack SIM	3	7	8.45 miles	Yamaha R6

BMCRC - MRO Championships 2020 - Rnd 1 @ Brands Hatch Indy

BMCRC Thunderbike Extreme & Rookie 1000

RACE 12 - STATISTICS

CLASS : R1000

14 Starters

Fastest Lap History

NO	NAME	LAP TIME	TIME OF DAY	LAP	VEHICLE
33	Tony FOUNTAIN	54.830	15:19:51.747	2	Yamaha R1
100	Kenny FRETWELL	54.429	15:22:39.204	5	Suzuki GSXR 1000
100	Kenny FRETWELL	54.301	15:24:29.074	7	Suzuki GSXR 1000

Leader History

NO	NAME	FROM LAP	LAPS LED	DISTANCE	VEHICLE
33	Tony FOUNTAIN	1	6	7.24 miles	Yamaha R1
100	Kenny FRETWELL	7	3	3.62 miles	Suzuki GSXR 1000

BMCRC - MRO Championships 2020 - Rnd 1 @ Brands Hatch Indy

BMCRC Thunderbike Ultra & Rookie 1000

RACE 21 - GRID (9 Laps)



ROW 11	33	303 Adam NORTON	32	115 Albert WILLSHER	31	71 Ritchie THORNTON
ROW 10	30	63 Matthew WREN	29	23 Justin ROSE	28	41 David ABRAHAM
ROW 9	27	142 Scott MILLER	26	17 Jordan KILLWORTH	25	102 James FEARN
ROW 8	24	82 Matt HINNELLS	23	78 Jamie THOMAS	22	275 Mark WILBY
ROW 7	21		20		19	
ROW 6	18		17		16	619 Keith DOOLAN
ROW 5	15	58 Ian MCLEOD	14	67 David REDGEWICK	13	222 Phil ROOKE
ROW 4	12	93 Tony BOTTO	11	180 Mark OVEL	10	54 Jonathan LEFT
ROW 3	9	110 Michael CLARKE	8	60 Andrew STERLING	7	86 Frederico LOPES
ROW 2	6	66 Jonny HILL	5	22 Jaime JOHNSON	4	10 Matthew DENT
ROW 1	3	33 Tony FOUNTAIN	2	70 Chris DRINKALD	1	100 Kenny FRETWELL

Pole

Brands Hatch Indy
Circuit Length = 1.2079 miles

These results are provisional until the conclusion of any judicial and technical matters.

Clerk Of Course :	Steward :	Timekeeper :
-------------------	-----------	--------------

Results can be found at www.tsl-timing.com

Printed - 15:30 Sunday, 08 March 2020



BMCRC - MRO Championships 2020 - Rnd 1 @ Brands Hatch Indy

BMCRC Thunderbike Ultra & Rookie 1000

RACE 21 - CLASSIFICATION



POS	NO	CL	PIC NAME	ENTRY	LAPS	TIME	GAP	DIFF	MPH	BEST	ON
1	71	U	1 Ritchie THORNTON	Kawasaki ZX7R - Team 71	9	8:00.415			81.46	51.531	6
2	100	R1000	1 Kenny FRETWELL	Suzuki GSXR 1000 -	9	8:10.279	9.864	9.864	79.82	52.688	8
3	22	R1000	2 Jaime JOHNSON	Yamaha R1M - J.D.Rims	9	8:13.034	12.619	2.755	79.38	52.475	9
4	33	R1000	3 Tony FOUNTAIN	Yamaha R1 -	9	8:15.904	15.489	2.870	78.92	53.809	5
5	70	R1000	4 Chris DRINKALD	Kawasaki ZX10RR - MSS Performance	9	8:19.706	19.291	3.802	78.32	53.403	6
6	82	U	2 Matt HINNELLS	Yamaha R1 - Bears repairs/Jamie Vale Carpentry	9	8:20.786	20.371	1.080	78.15	53.584	7
7	10	R1000	5 Matthew DENT	Ducati 1199 -	9	8:28.960	28.545	8.174	76.89	55.075	4
8	78	U	3 Jamie THOMAS	Suzuki GSXR 1000 - Team RubyRacing	9	8:35.266	34.851	6.306	75.95	55.194	9
9	102	U	4 James FEARN	Suzuki GSXR1000 -	9	8:47.476	47.061	12.210	74.19	54.780	9
10	63	U	5 Matthew WREN	Suzuki GSXR - TBR performance	9	8:47.797	47.382	0.321	74.15	54.975	9
11	142	U	6 Scott MILLER	Suzuki GSXR - Autoenhance colchester	9	8:51.741	51.326	3.944	73.60	56.256	8
12	66	R1000	6 Jonny HILL	Honda CBR1000 RR - Michael J Lonsdale Group	9	8:54.311	53.896	2.570	73.24	57.175	8
13	86	R1000	7 Frederico LOPES	Yamaha R1 - FLR Procurement Ltd	9	8:54.387	53.972	0.076	73.23	57.802	8
14	60	R1000	8 Andrew STERLING	Bmw S1000RR - Hookup-solutions	9	8:55.972	55.557	1.585	73.02	57.798	8
15	180	R1000	9 Mark OVEL	Yamaha YZFR1 -	8	8:10.505	1 Lap	1 Lap	70.92	58.895	8
16	54	R1000	10 Jonathan LEFT	Suzuki GSXR 750 - JRL Design Solutions Ltd	8	8:16.474	1 Lap	5.969	70.07	59.642	8

NOT CLASSIFIED

DNF	17	U	Jordan KILLWORTH	Kawasaki ZX-10R -	5	5:25.264	4 Laps	3 Laps	66.84	1:02.775	4
DNF	275	U	Mark WILBY	Suzuki GSXR1000 -	4	4:02.928	5 Laps	1 Lap	71.60	57.942	2
DNF	93	R1000	Tony BOTTO	Suzuki GSXR 1000 K7 - TB Motorcycles	4	4:17.712	5 Laps	14.784	67.49	1:01.295	4
DNF	110	R1000	Michael CLARKE	Honda CBR - BIKEBASE.ltd	1	1:07.034	8 Laps	3 Laps	64.87		

FASTEST LAP

	71	U	Ritchie THORNTON	Kawasaki ZX7R - Team 71	6	51.531			84.38 mph	135.80 kph	
	22	R1000	Jaime JOHNSON	Yamaha R1M - J.D.Rims	9	52.475			82.87 mph	133.36 kph	

Class U - 92.5% of Race Speed = 75.35 mph
 Class R1000 - 92.5% of Race Speed = 73.83 mph

Brands Hatch Indy
 Circuit Length = 1.2079 miles
 Start: 17:30 Flag 17:38 End: 17:39

Weather / Track : Cloudy / Dry
 These results are provisional until the conclusion of any judicial and technical matters.

Clerk Of Course :	Steward :	Timekeeper :
-------------------	-----------	--------------

Results can be found at www.tsl-timing.com

Printed - 17:41 Sunday, 08 March 2020



BMCRC - MRO Championships 2020 - Rnd 1 @ Brands Hatch Indy

BMCRC Thunderbike Ultra & Rookie 1000

RACE 21 - LAP CHART

LAP 1 @ 17:31:24.677		
NO	BEHIND	LAP TIME

33		1:00.173
100	0.894	1:01.067
10	2.051	1:02.224
71	2.632	1:02.805
70	3.332	1:03.505
86	4.412	1:04.585
66	5.366	1:05.539
82	6.274	1:06.447
22	6.383	1:06.556
60	6.445	1:06.618
110	6.861	1:07.034
78	7.345	1:07.518
275	8.008	1:08.181
54	8.305	1:08.478
180	9.196	1:09.369
102	9.384	1:09.557
142	9.534	1:09.707
93	10.634	1:10.807
63	10.834	1:11.007
17	11.416	1:11.589

LAP 2 @ 17:32:18.784		
NO	BEHIND	LAP TIME

33		54.107
100	1.924	55.137
71	2.310	53.785
10	4.244	56.300
70	4.509	55.284
22	6.543	54.267
82	7.508	55.341
86	9.543	59.238
66	9.795	58.536
78	9.985	56.747
60	11.768	59.430
275	11.843	57.942
102	16.199	1:00.922
142	16.533	1:01.106
54	16.626	1:02.428
180	17.326	1:02.237
63	18.891	1:02.164
93	18.995	1:02.468
17	20.806	1:03.497

LAP 3 @ 17:33:13.432		
NO	BEHIND	LAP TIME

33		54.648
71	0.178	52.516
100	1.060	53.784
22	5.289	53.394
10	5.326	55.730
70	5.651	55.790
82	6.859	53.999
78	11.695	56.358
66	14.588	59.441
86	14.652	59.757
275	15.639	58.444
60	16.301	59.181
102	19.322	57.771
142	19.786	57.901
180	22.631	59.953
63	22.646	58.403

LAP 4 @ 17:34:05.688		
NO	BEHIND	LAP TIME

71		52.078
33	1.563	53.819
100	2.324	53.520
22	6.548	53.515
10	8.145	55.075
70	8.321	54.926
82	8.420	53.817
78	15.328	55.889
86	21.147	58.751
66	21.392	59.060
275	21.744	58.361
60	22.940	58.895
102	24.202	57.136
142	24.790	57.260
63	26.715	56.325
180	29.885	59.510
54	33.536	1:01.775
93	36.528	1:01.295
17	40.150	1:02.775

LAP 5 @ 17:34:57.811		
NO	BEHIND	LAP TIME

71		52.123
33	3.249	53.809
100	3.376	53.175
22	8.018	53.593
70	9.623	53.425
10	11.362	55.340
82	11.450	55.153
78	18.858	55.653
86	27.740	58.716
66	28.486	59.217
60	29.238	58.421
102	29.301	57.222
142	29.662	56.995
63	29.956	55.364
180	37.184	59.422
54	42.547	1:01.134

LAP 6 @ 17:35:49.342		
NO	BEHIND	LAP TIME

71		51.531
17	1 Lap	1:03.930
33	5.875	54.157
100	6.089	54.244
22	9.171	52.684
70	11.495	53.403
82	14.057	54.138
10	16.000	56.169
78	23.169	55.842
86	35.413	59.204
66	35.686	58.731
102	36.008	58.238
142	36.347	58.216
63	36.453	58.028
60	37.160	59.453
180	46.711	1:01.058

LAP 7 @ 17:36:41.182		
NO	BEHIND	LAP TIME

71		51.840
54	1 Lap	1:01.065
100	7.888	53.639
33	9.614	55.579
22	10.647	53.316
70	13.198	53.543
82	15.801	53.584
10	20.488	56.328
78	27.187	55.858
102	39.953	55.785
63	40.778	56.165
86	41.879	58.306
142	42.200	57.693
66	42.598	58.752
60	43.287	57.967

LAP 8 @ 17:37:32.738		
NO	BEHIND	LAP TIME

71		51.556
180	1 Lap	1:00.061
54	1 Lap	59.913
100	9.020	52.688
22	12.325	53.234
33	12.749	54.691
70	15.893	54.251
82	18.572	54.327
10	24.881	55.949
78	31.838	56.207
102	44.462	56.065
63	44.588	55.366
142	46.900	56.256
86	48.125	57.802
66	48.217	57.175
60	49.529	57.798

LAP 9 @ 17:38:24.919		
NO	BEHIND	LAP TIME

71		52.181
100	9.864	53.025
180	1 Lap	58.895
22	12.619	52.475
33	15.489	54.921
54	1 Lap	59.642
70	19.291	55.579
82	20.371	53.980
10	28.545	55.845
78	34.851	55.194
102	47.061	54.780
63	47.382	54.975
142	51.326	56.607
66	53.896	57.860
86	53.972	58.028
60	55.557	58.209

Weather / Track : Cloudy / Dry

Results can be found at www.tsl-timing.com

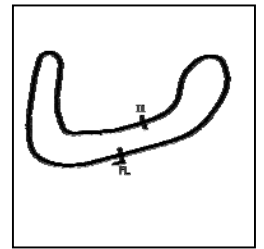
Brands Hatch Indy
Circuit Length = 1.2079 miles
Start: 17:30 Flag 17:38 End: 17:39

Printed - 17:42 Sunday, 08 March 2020

BMCRC - MRO Championships 2020 - Rnd 1 @ Brands Hatch Indy

BMCRC Thunderbike Ultra & Rookie 1000

RACE 21 - SECTOR ANALYSIS



SECTOR 1 = FL to I1, SECTOR 2 = I1 to FL, DIFF = Difference To Personal Best Lap, P = Crossed Finish Line in Pit Lane, D = Time Disallowed

P1 71 U		Ritchie THORNTON		Kawasaki ZX7R - Team 71			
IDEAL LAP TIME : 51.461		BEST LAP TIME : 51.531		DIFFERENCE : 0.070			
LAP	SECTOR 1	SECTOR 2	LAP TIME	MPH	DIFF	TIME OF DAY	
1 -		22.312	1:02.805	69.23	11.274	17:31:27.309	
2 -	32.253	21.532	53.785	80.85	2.254	17:32:21.094	
3 -	31.393	21.123	52.516	82.80	0.985	17:33:13.610	
4 -	31.058	21.020	52.078	83.50	0.547	17:34:05.688	
5 -	31.126	20.997	52.123	83.42	0.592	17:34:57.811	
6 -	30.814	20.717	51.531 (1)	84.38		17:35:49.342	
7 -	30.946	20.894	51.840 (3)	83.88	0.309	17:36:41.182	
8 -	30.744	20.812	51.556 (2)	84.34	0.025	17:37:32.738	
9 -	31.102	21.079	52.181	83.33	0.650	17:38:24.919	

P2 100 R1000		Kenny FRETWELL		Suzuki GSXR 1000 -			
IDEAL LAP TIME : 52.688		BEST LAP TIME : 52.688		DIFFERENCE : 0.000			
LAP	SECTOR 1	SECTOR 2	LAP TIME	MPH	DIFF	TIME OF DAY	
1 -		21.982	1:01.067	71.20	8.379	17:31:25.571	
2 -	33.635	21.502	55.137	78.86	2.449	17:32:20.708	
3 -	32.748	21.036	53.784	80.85	1.096	17:33:14.492	
4 -	32.382	21.138	53.520	81.25	0.832	17:34:08.012	
5 -	31.987	21.188	53.175 (3)	81.77	0.487	17:35:01.187	
6 -	32.518	21.726	54.244	80.16	1.556	17:35:55.431	
7 -	32.449	21.190	53.639	81.07	0.951	17:36:49.070	
8 -	31.720	20.968	52.688 (1)	82.53		17:37:41.758	
9 -	32.022	21.003	53.025 (2)	82.01	0.337	17:38:34.783	

P3 22 R1000		Jaime JOHNSON		Yamaha R1M - J.D.Rims			
IDEAL LAP TIME : 52.367		BEST LAP TIME : 52.475		DIFFERENCE : 0.108			
LAP	SECTOR 1	SECTOR 2	LAP TIME	MPH	DIFF	TIME OF DAY	
1 -		23.381	1:06.556	65.33	14.081	17:31:31.060	
2 -	32.557	21.710	54.267	80.13	1.792	17:32:25.327	
3 -	31.675	21.719	53.394	81.44	0.919	17:33:18.721	
4 -	32.086	21.429	53.515	81.25	1.040	17:34:12.236	
5 -	31.423	22.170	53.593	81.14	1.118	17:35:05.829	
6 -	31.481	21.203	52.684 (2)	82.54	0.209	17:35:58.513	
7 -	31.217	22.099	53.316	81.56	0.841	17:36:51.829	
8 -	31.732	21.502	53.234 (3)	81.68	0.759	17:37:45.063	
9 -	31.325	21.150	52.475 (1)	82.87		17:38:37.538	

P4 33 R1000		Tony FOUNTAIN		Yamaha R1 -			
IDEAL LAP TIME : 53.730		BEST LAP TIME : 53.809		DIFFERENCE : 0.079			
LAP	SECTOR 1	SECTOR 2	LAP TIME	MPH	DIFF	TIME OF DAY	
1 -		21.620	1:00.173	72.26	6.364	17:31:24.677	
2 -	32.398	21.709	54.107 (3)	80.37	0.298	17:32:18.784	
3 -	32.685	21.963	54.648	79.57	0.839	17:33:13.432	
4 -	32.424	21.395	53.819 (2)	80.80	0.010	17:34:07.251	
5 -	32.335	21.474	53.809 (1)	80.81		17:35:01.060	
6 -	32.507	21.650	54.157	80.29	0.348	17:35:55.217	
7 -	33.175	22.404	55.579	78.24	1.770	17:36:50.796	
8 -	32.883	21.808	54.691	79.51	0.882	17:37:45.487	
9 -	32.476	22.445	54.921	79.17	1.112	17:38:40.408	

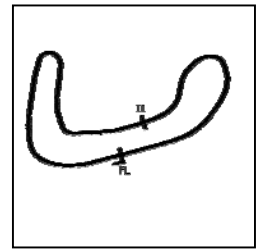
Weather / Track : Cloudy / Dry

Brands Hatch Indy
Circuit Length = 1.2079 miles
Start: 17:30 Flag 17:38 End: 17:39

BMCRC - MRO Championships 2020 - Rnd 1 @ Brands Hatch Indy

BMCRC Thunderbike Ultra & Rookie 1000

RACE 21 - SECTOR ANALYSIS



SECTOR 1 = FL to I1, SECTOR 2 = I1 to FL, DIFF = Difference To Personal Best Lap, P = Crossed Finish Line in Pit Lane, D = Time Disallowed

P5 70 R1000 Chris DRINKALD			Kawasaki ZX10RR - MSS Performance			
IDEAL LAP TIME : 52.831		BEST LAP TIME : 53.403	DIFFERENCE : 0.572			
LAP	SECTOR 1	SECTOR 2	LAP TIME	MPH	DIFF	TIME OF DAY
1 -		23.072	1:03.505	68.47	10.102	17:31:28.009
2 -	32.915	22.369	55.284	78.65	1.881	17:32:23.293
3 -	33.330	22.460	55.790	77.94	2.387	17:33:19.083
4 -	32.534	22.392	54.926	79.17	1.523	17:34:14.009
5 -	31.983	21.442	53.425 (2)	81.39	0.022	17:35:07.434
6 -	32.019	21.384	53.403 (1)	81.42		17:36:00.837
7 -	31.880	21.663	53.543 (3)	81.21	0.140	17:36:54.380
8 -	31.447	22.804	54.251	80.15	0.848	17:37:48.631
9 -	32.968	22.611	55.579	78.24	2.176	17:38:44.210

P6 82 U Matt HINNELLS			Yamaha R1 - Bears repairs/Jamie Vale Carpentry			
IDEAL LAP TIME : 53.234		BEST LAP TIME : 53.584	DIFFERENCE : 0.350			
LAP	SECTOR 1	SECTOR 2	LAP TIME	MPH	DIFF	TIME OF DAY
1 -		23.412	1:06.447	65.44	12.863	17:31:30.951
2 -	33.441	21.900	55.341	78.57	1.757	17:32:26.292
3 -	32.582	21.417	53.999	80.53	0.415	17:33:20.291
4 -	31.938	21.879	53.817 (2)	80.80	0.233	17:34:14.108
5 -	33.136	22.017	55.153	78.84	1.569	17:35:09.261
6 -	32.779	21.359	54.138	80.32	0.554	17:36:03.399
7 -	32.288	21.296	53.584 (1)	81.15		17:36:56.983
8 -	32.701	21.626	54.327	80.04	0.743	17:37:51.310
9 -	32.450	21.530	53.980 (3)	80.55	0.396	17:38:45.290

P7 10 R1000 Matthew DENT			Ducati 1199 -			
IDEAL LAP TIME : 54.817		BEST LAP TIME : 55.075	DIFFERENCE : 0.258			
LAP	SECTOR 1	SECTOR 2	LAP TIME	MPH	DIFF	TIME OF DAY
1 -		22.716	1:02.224	69.88	7.149	17:31:26.728
2 -	33.771	22.529	56.300	77.23	1.225	17:32:23.028
3 -	33.134	22.596	55.730 (3)	78.02	0.655	17:33:18.758
4 -	32.574	22.501	55.075 (1)	78.95		17:34:13.833
5 -	33.097	22.243	55.340 (2)	78.57	0.265	17:35:09.173
6 -	33.592	22.577	56.169	77.42	1.094	17:36:05.342
7 -	33.767	22.561	56.328	77.20	1.253	17:37:01.670
8 -	33.378	22.571	55.949	77.72	0.874	17:37:57.619
9 -	33.206	22.639	55.845	77.86	0.770	17:38:53.464

P8 78 U Jamie THOMAS			Suzuki GSXR 1000 - Team RubyRacing			
IDEAL LAP TIME : 55.194		BEST LAP TIME : 55.194	DIFFERENCE : 0.000			
LAP	SECTOR 1	SECTOR 2	LAP TIME	MPH	DIFF	TIME OF DAY
1 -		23.960	1:07.518	64.40	12.324	17:31:32.022
2 -	34.336	22.411	56.747	76.63	1.553	17:32:28.769
3 -	33.921	22.437	56.358	77.16	1.164	17:33:25.127
4 -	33.787	22.102	55.889	77.80	0.695	17:34:21.016
5 -	33.619	22.034	55.653 (2)	78.13	0.459	17:35:16.669
6 -	33.790	22.052	55.842 (3)	77.87	0.648	17:36:12.511
7 -	33.407	22.451	55.858	77.85	0.664	17:37:08.369
8 -	34.010	22.197	56.207	77.36	1.013	17:38:04.576
9 -	33.219	21.975	55.194 (1)	78.78		17:38:59.770

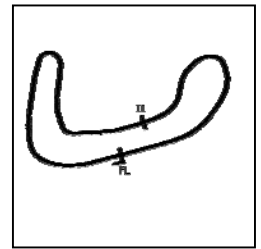
Weather / Track : Cloudy / Dry

Brands Hatch Indy
Circuit Length = 1.2079 miles
Start: 17:30 Flag 17:38 End: 17:39

BMCRC - MRO Championships 2020 - Rnd 1 @ Brands Hatch Indy

BMCRC Thunderbike Ultra & Rookie 1000

RACE 21 - SECTOR ANALYSIS



SECTOR 1 = FL to I1, SECTOR 2 = I1 to FL, DIFF = Difference To Personal Best Lap, P = Crossed Finish Line in Pit Lane, D = Time Disallowed

P9 102 U James FEARN		Suzuki GSXR1000 -				
IDEAL LAP TIME : 54.780		BEST LAP TIME : 54.780		DIFFERENCE : 0.000		
LAP	SECTOR 1	SECTOR 2	LAP TIME	MPH	DIFF	TIME OF DAY
1 -		24.872	1:09.557	62.51	14.777	17:31:34.061
2 -	36.861	24.061	1:00.922	71.37	6.142	17:32:34.983
3 -	35.039	22.732	57.771	75.27	2.991	17:33:32.754
4 -	34.409	22.727	57.136	76.10	2.356	17:34:29.890
5 -	34.321	22.901	57.222	75.99	2.442	17:35:27.112
6 -	34.712	23.526	58.238	74.66	3.458	17:36:25.350
7 -	33.753	22.032	55.785 (2)	77.95	1.005	17:37:21.135
8 -	33.609	22.456	56.065 (3)	77.56	1.285	17:38:17.200
9 -	32.830	21.950	54.780 (1)	79.38		17:39:11.980

P10 63 U Matthew WREN		Suzuki GSXR - TBR performance				
IDEAL LAP TIME : 54.664		BEST LAP TIME : 54.975		DIFFERENCE : 0.311		
LAP	SECTOR 1	SECTOR 2	LAP TIME	MPH	DIFF	TIME OF DAY
1 -		25.416	1:11.007	61.24	16.032	17:31:35.511
2 -	37.558	24.606	1:02.164	69.95	7.189	17:32:37.675
3 -	34.662	23.741	58.403	74.45	3.428	17:33:36.078
4 -	33.866	22.459	56.325	77.20	1.350	17:34:32.403
5 -	33.102	22.262	55.364 (2)	78.54	0.389	17:35:27.767
6 -	34.411	23.617	58.028	74.93	3.053	17:36:25.795
7 -	34.050	22.115	56.165	77.42	1.190	17:37:21.960
8 -	32.680	22.686	55.366 (3)	78.54	0.391	17:38:17.326
9 -	32.991	21.984	54.975 (1)	79.10		17:39:12.301

P11 142 U Scott MILLER		Suzuki GSXR - Autoenhance colchester				
IDEAL LAP TIME : 56.256		BEST LAP TIME : 56.256		DIFFERENCE : 0.000		
LAP	SECTOR 1	SECTOR 2	LAP TIME	MPH	DIFF	TIME OF DAY
1 -		24.792	1:09.707	62.38	13.451	17:31:34.211
2 -	37.243	23.863	1:01.106	71.16	4.850	17:32:35.317
3 -	34.918	22.983	57.901	75.10	1.645	17:33:33.218
4 -	34.178	23.082	57.260	75.94	1.004	17:34:30.478
5 -	33.908	23.087	56.995 (3)	76.29	0.739	17:35:27.473
6 -	34.537	23.679	58.216	74.69	1.960	17:36:25.689
7 -	34.951	22.742	57.693	75.37	1.437	17:37:23.382
8 -	33.689	22.567	56.256 (1)	77.30		17:38:19.638
9 -	33.818	22.789	56.607 (2)	76.82	0.351	17:39:16.245

P12 66 R1000 Jonny HILL		Honda CBR1000 RR - Michael J Lonsdale Group				
IDEAL LAP TIME : 57.152		BEST LAP TIME : 57.175		DIFFERENCE : 0.023		
LAP	SECTOR 1	SECTOR 2	LAP TIME	MPH	DIFF	TIME OF DAY
1 -		23.418	1:05.539	66.35	8.364	17:31:30.043
2 -	35.413	23.123	58.536 (3)	74.28	1.361	17:32:28.579
3 -	35.709	23.732	59.441	73.15	2.266	17:33:28.020
4 -	35.723	23.337	59.060	73.63	1.885	17:34:27.080
5 -	35.769	23.448	59.217	73.43	2.042	17:35:26.297
6 -	35.361	23.370	58.731	74.04	1.556	17:36:25.028
7 -	35.621	23.131	58.752	74.01	1.577	17:37:23.780
8 -	34.478	22.697	57.175 (1)	76.05		17:38:20.955
9 -	35.186	22.674	57.860 (2)	75.15	0.685	17:39:18.815

Weather / Track : Cloudy / Dry

Brands Hatch Indy
Circuit Length = 1.2079 miles
Start: 17:30 Flag 17:38 End: 17:39

BMCRC - MRO Championships 2020 - Rnd 1 @ Brands Hatch Indy

BMCRC Thunderbike Ultra & Rookie 1000

RACE 21 - SECTOR ANALYSIS



SECTOR 1 = FL to I1, SECTOR 2 = I1 to FL, DIFF = Difference To Personal Best Lap, P = Crossed Finish Line in Pit Lane, D = Time Disallowed

P13 86 R1000 Frederico LOPES			Yamaha R1 - FLR Procurement Ltd			
IDEAL LAP TIME : 57.312		BEST LAP TIME : 57.802	DIFFERENCE : 0.490			
LAP	SECTOR 1	SECTOR 2	LAP TIME	MPH	DIFF	TIME OF DAY
1 -		23.282	1:04.585	67.33	6.783	17:31:29.089
2 -	35.183	24.055	59.238	73.40	1.436	17:32:28.327
3 -	35.499	24.258	59.757	72.77	1.955	17:33:28.084
4 -	35.416	23.335	58.751	74.01	0.949	17:34:26.835
5 -	35.403	23.313	58.716	74.06	0.914	17:35:25.551
6 -	35.879	23.325	59.204	73.45	1.402	17:36:24.755
7 -	35.384	22.922	58.306 (3)	74.58	0.504	17:37:23.061
8 -	34.485	23.317	57.802 (1)	75.23		17:38:20.863
9 -	35.201	22.827	58.028 (2)	74.93	0.226	17:39:18.891

P14 60 R1000 Andrew STERLING			Bmw S1000RR - Hookup-solutions			
IDEAL LAP TIME : 57.798		BEST LAP TIME : 57.798	DIFFERENCE : 0.000			
LAP	SECTOR 1	SECTOR 2	LAP TIME	MPH	DIFF	TIME OF DAY
1 -		24.154	1:06.618	65.27	8.820	17:31:31.122
2 -	35.850	23.580	59.430	73.17	1.632	17:32:30.552
3 -	35.448	23.733	59.181	73.47	1.383	17:33:29.733
4 -	35.518	23.377	58.895	73.83	1.097	17:34:28.628
5 -	35.047	23.374	58.421	74.43	0.623	17:35:27.049
6 -	35.745	23.708	59.453	73.14	1.655	17:36:26.502
7 -	34.878	23.089	57.967 (2)	75.01	0.169	17:37:24.469
8 -	34.715	23.083	57.798 (1)	75.23		17:38:22.267
9 -	34.836	23.373	58.209 (3)	74.70	0.411	17:39:20.476

P15 180 R1000 Mark OVEL			Yamaha YZFR1 -			
IDEAL LAP TIME : 58.895		BEST LAP TIME : 58.895	DIFFERENCE : 0.000			
LAP	SECTOR 1	SECTOR 2	LAP TIME	MPH	DIFF	TIME OF DAY
1 -		24.990	1:09.369	62.68	10.474	17:31:33.873
2 -	37.821	24.416	1:02.237	69.87	3.342	17:32:36.110
3 -	36.016	23.937	59.953	72.53	1.058	17:33:36.063
4 -	35.561	23.949	59.510 (3)	73.07	0.615	17:34:35.573
5 -	35.427	23.995	59.422 (2)	73.18	0.527	17:35:34.995
6 -	36.378	24.680	1:01.058	71.22	2.163	17:36:36.053
7 -	35.977	24.084	1:00.061	72.40	1.166	17:37:36.114
8 -	35.281	23.614	58.895 (1)	73.83		17:38:35.009

P16 54 R1000 Jonathan LEFT			Suzuki GSXR 750 - JRL Design Solutions Ltd			
IDEAL LAP TIME : 59.642		BEST LAP TIME : 59.642	DIFFERENCE : 0.000			
LAP	SECTOR 1	SECTOR 2	LAP TIME	MPH	DIFF	TIME OF DAY
1 -		25.090	1:08.478	63.50	8.836	17:31:32.982
2 -	37.524	24.904	1:02.428	69.65	2.786	17:32:35.410
3 -	36.886	25.153	1:02.039	70.09	2.397	17:33:37.449
4 -	36.768	25.007	1:01.775	70.39	2.133	17:34:39.224
5 -	36.320	24.814	1:01.134	71.13	1.492	17:35:40.358
6 -	36.767	24.298	1:01.065 (3)	71.21	1.423	17:36:41.423
7 -	35.683	24.230	59.913 (2)	72.58	0.271	17:37:41.336
8 -	35.529	24.113	59.642 (1)	72.91		17:38:40.978

P17 17 U Jordan KILLWORTH			Kawasaki ZX-10R -			
IDEAL LAP TIME : 1:02.438		BEST LAP TIME : 1:02.775	DIFFERENCE : 0.337			
LAP	SECTOR 1	SECTOR 2	LAP TIME	MPH	DIFF	TIME OF DAY
1 -		25.608	1:11.589	60.74	8.814	17:31:36.093
2 -	38.464	25.033	1:03.497 (3)	68.48	0.722	17:32:39.590
3 -	38.570	24.903	1:03.473 (2)	68.51	0.698	17:33:43.063
4 -	37.535	25.240	1:02.775 (1)	69.27		17:34:45.838
5 -	38.388	25.542	1:03.930	68.02	1.155	17:35:49.768

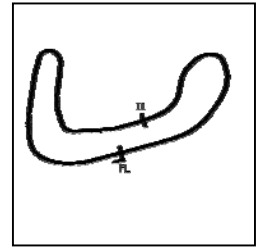
Weather / Track : Cloudy / Dry

Brands Hatch Indy
Circuit Length = 1.2079 miles
Start: 17:30 Flag 17:38 End: 17:39

BMCRC - MRO Championships 2020 - Rnd 1 @ Brands Hatch Indy

BMCRC Thunderbike Ultra & Rookie 1000

RACE 21 - SECTOR ANALYSIS



SECTOR 1 = FL to I1, SECTOR 2 = I1 to FL, DIFF = Difference To Personal Best Lap, P = Crossed Finish Line in Pit Lane, D = Time Disallowed

P18 275 U Mark WILBY		Suzuki GSXR1000 -				
IDEAL LAP TIME : 57.503		BEST LAP TIME : 57.942		DIFFERENCE : 0.439		
LAP	SECTOR 1	SECTOR 2	LAP TIME	MPH	DIFF	TIME OF DAY
1 -		24.350	1:08.181	63.77	10.239	17:31:32.685
2 -	34.640	23.302	57.942 (1)	75.05		17:32:30.627
3 -	34.201	24.243	58.444 (3)	74.40	0.502	17:33:29.071
4 -	34.890	23.471	58.361 (2)	74.51	0.419	17:34:27.432

P19 93 R1000 Tony BOTTO		Suzuki GSXR 1000 K7 - TB Motorcycles				
IDEAL LAP TIME : 1:01.295		BEST LAP TIME : 1:01.295		DIFFERENCE : 0.000		
LAP	SECTOR 1	SECTOR 2	LAP TIME	MPH	DIFF	TIME OF DAY
1 -		25.788	1:10.807	61.41	9.512	17:31:35.311
2 -	37.665	24.803	1:02.468 (2)	69.61	1.173	17:32:37.779
3 -	38.191	24.951	1:03.142 (3)	68.87	1.847	17:33:40.921
4 -	36.551	24.744	1:01.295 (1)	70.94		17:34:42.216

P20 110 R1000 Michael CLARKE		Honda CBR - BIKEBASE.ltd				
IDEAL LAP TIME : 1:20.899		BEST LAP TIME :		DIFFERENCE :		
LAP	SECTOR 1	SECTOR 2	LAP TIME	MPH	DIFF	TIME OF DAY
1 -		24.167	1:07.034	64.87		17:31:31.538

Weather / Track : Cloudy / Dry

Brands Hatch Indy
Circuit Length = 1.2079 miles
Start: 17:30 Flag 17:38 End: 17:39

BMCRC - MRO Championships 2020 - Rnd 1 @ Brands Hatch Indy

BMCRC Thunderbike Ultra & Rookie 1000

RACE 21 - BEST SECTORS

SECTOR 1			SECTOR 2			IDEAL / BEST COMPARISON						
POS	NO	NAME	TIME	NO	NAME	TIME	POS	NO	NAME	IDEAL	BEST	DIFF
									PERFECT LAP	51.461		
1	71	THORNTON	30.744	71	THORNTON	20.717	1	71	THORNTON	51.461	51.531	0.070
2	22	JOHNSON	31.217	100	FRETWELL	20.968	2	22	JOHNSON	52.367	52.475	0.108
3	70	DRINKALD	31.447	22	JOHNSON	21.150	3	100	FRETWELL	52.688	52.688	0.000
4	100	FRETWELL	31.720	82	HINNELLS	21.296	4	70	DRINKALD	52.831	53.403	0.572
5	82	HINNELLS	31.938	70	DRINKALD	21.384	5	82	HINNELLS	53.234	53.584	0.350
6	33	FOUNTAIN	32.335	33	FOUNTAIN	21.395	6	33	FOUNTAIN	53.730	53.809	0.079
7	10	DENT	32.574	102	FEARN	21.950	7	63	WREN	54.664	54.975	0.311
8	63	WREN	32.680	78	THOMAS	21.975	8	102	FEARN	54.780	54.780	0.000
9	102	FEARN	32.830	63	WREN	21.984	9	10	DENT	54.817	55.075	0.258
10	78	THOMAS	33.219	10	DENT	22.243	10	78	THOMAS	55.194	55.194	0.000
11	142	MILLER	33.689	142	MILLER	22.567	11	142	MILLER	56.256	56.256	0.000
12	275	WILBY	34.201	66	HILL	22.674	12	66	HILL	57.152	57.175	0.023
13	66	HILL	34.478	86	LOPES	22.827	13	86	LOPES	57.312	57.802	0.490
14	86	LOPES	34.485	60	STERLING	23.083	14	275	WILBY	57.503	57.942	0.439
15	60	STERLING	34.715	275	WILBY	23.302	15	60	STERLING	57.798	57.798	0.000
16	180	OVEL	35.281	180	OVEL	23.614	16	180	OVEL	58.895	58.895	0.000
17	54	LEFT	35.529	54	LEFT	24.113	17	54	LEFT	59.642	59.642	0.000
18	93	BOTTO	36.551	110	CLARKE	24.167	18	93	BOTTO	1:01.295	1:01.295	0.000
19	17	KILLWORTH	37.535	93	BOTTO	24.744	19	17	KILLWORTH	1:02.438	1:02.775	0.337
20	110	CLARKE	56.732	17	KILLWORTH	24.903	20	110	CLARKE	1:20.899		

Weather / Track : Cloudy / Dry

Results can be found at www.tsl-timing.com

Brands Hatch Indy
Circuit Length = 1.2079 miles
Start: 17:30 Flag 17:38 End: 17:39

Printed - 17:42 Sunday, 08 March 2020

BMCRC - MRO Championships 2020 - Rnd 1 @ Brands Hatch Indy

BMCRC Thunderbike Ultra & Rookie 1000

RACE 21 - STATISTICS

Competitors Started 20
Planned Start 2020-03-08 @ 17:45:00.000
Actual Start 2020-03-08 @ 17:30:24.503
Finish Time 2020-03-08 @ 17:38:24.918
Track Length 1.2079mi.
Total Laps 156
Total Distance Covered 188.4395mi.

Session Fastest Lap History

NO	CL	NAME	LAP TIME	TIME OF DAY	LAP	VEHICLE
33	R1000	Tony FOUNTAIN	54.107	17:32:18.813	2	Yamaha R1
71	U	Ritchie THORNTON	53.785	17:32:21.118	2	Kawasaki ZX7R
71	U	Ritchie THORNTON	52.516	17:33:13.634	3	Kawasaki ZX7R
71	U	Ritchie THORNTON	52.078	17:34:05.711	4	Kawasaki ZX7R
71	U	Ritchie THORNTON	51.531	17:35:49.366	6	Kawasaki ZX7R

Session Leader History

NO	CL	NAME	FROM LAP	LAPS LED	DISTANCE	VEHICLE
33	R1000	Tony FOUNTAIN	1	3	3.62 miles	Yamaha R1
71	U	Ritchie THORNTON	4	6	7.24 miles	Kawasaki ZX7R

Flag History

TYPE	TIME OF DAY
GREEN	17:30:24.503
FINISH	17:38:24.918

Flag Statistics

TYPE	COUNT	TOTAL LAPS	TOTAL TIME
Green	1	9	9:17.850
Red	0	0	0.000
Safety Car	0	0	0.000
FCY	0	0	0.000

BMCRC - MRO Championships 2020 - Rnd 1 @ Brands Hatch Indy

BMCRC Thunderbike Ultra & Rookie 1000

RACE 21 - STATISTICS

CLASS : U

8 Starters

Fastest Lap History

NO	NAME	LAP TIME	TIME OF DAY	LAP	VEHICLE
71	Ritchie THORNTON	53.785	17:32:21.118	2	Kawasaki ZX7R
71	Ritchie THORNTON	52.516	17:33:13.634	3	Kawasaki ZX7R
71	Ritchie THORNTON	52.078	17:34:05.711	4	Kawasaki ZX7R
71	Ritchie THORNTON	51.531	17:35:49.366	6	Kawasaki ZX7R

Leader History

NO	NAME	FROM LAP	LAPS LED	DISTANCE	VEHICLE
71	Ritchie THORNTON	1	9	10.87 miles	Kawasaki ZX7R

BMCRC - MRO Championships 2020 - Rnd 1 @ Brands Hatch Indy

BMCRC Thunderbike Ultra & Rookie 1000

RACE 21 - STATISTICS

CLASS : R1000

12 Starters

Fastest Lap History

NO	NAME	LAP TIME	TIME OF DAY	LAP	VEHICLE
33	Tony FOUNTAIN	54.107	17:32:18.813	2	Yamaha R1
100	Kenny FRETWELL	53.784	17:33:14.501	3	Suzuki GSXR 1000
22	Jaime JOHNSON	53.394	17:33:18.751	3	Yamaha R1M
100	Kenny FRETWELL	53.175	17:35:01.196	5	Suzuki GSXR 1000
22	Jaime JOHNSON	52.684	17:35:58.541	6	Yamaha R1M
22	Jaime JOHNSON	52.475	17:38:37.570	9	Yamaha R1M

Leader History

NO	NAME	FROM LAP	LAPS LED	DISTANCE	VEHICLE
33	Tony FOUNTAIN	1	6	7.24 miles	Yamaha R1
100	Kenny FRETWELL	7	3	3.62 miles	Suzuki GSXR 1000

BMCRC-MRO Championships 2020



BMCRC THUNDERBIKE SPORT
Supported by Steve Jordan Motorcycles

Brands Hatch Indy Circuit

7th / 8th March 2020



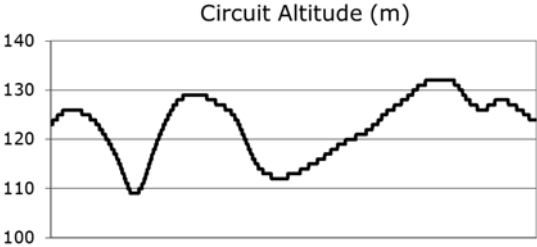
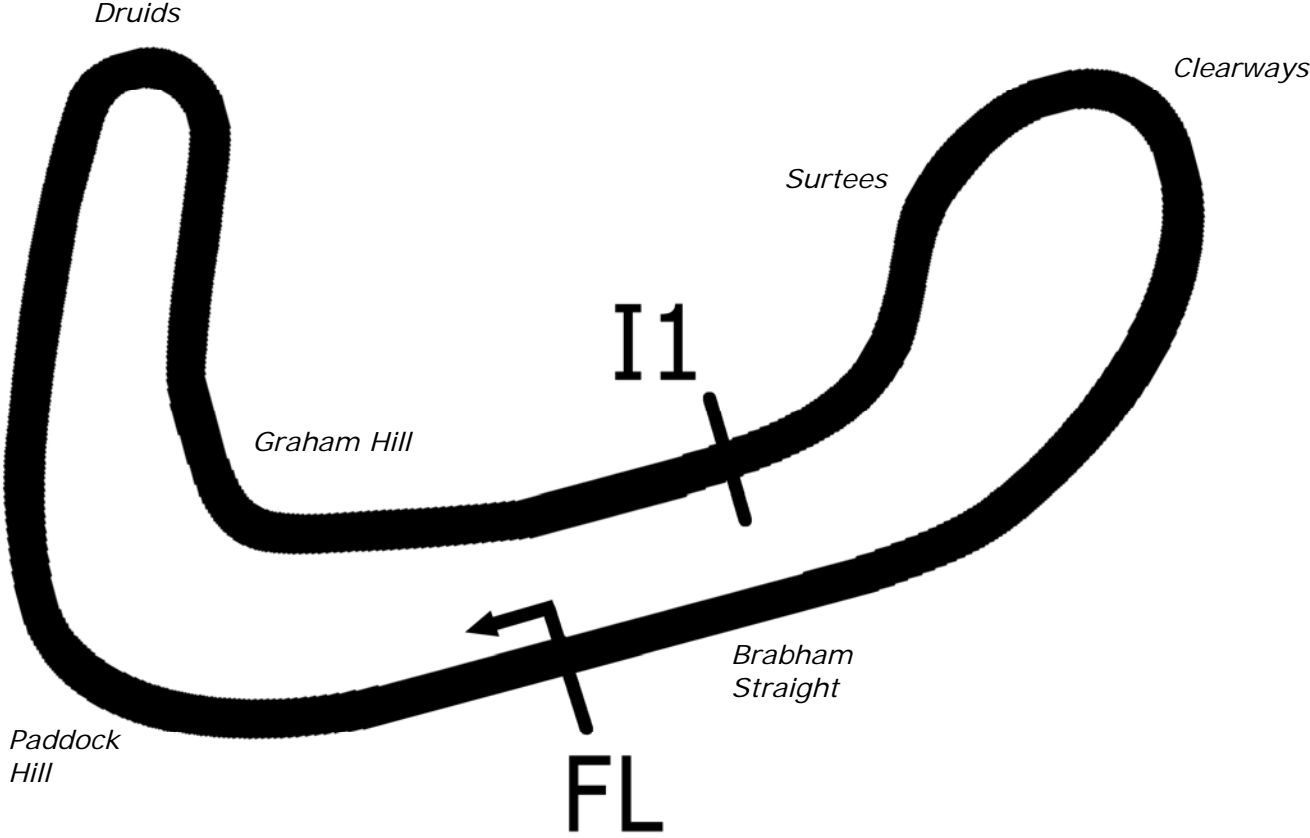
Results Provided by Timing Solutions Ltd
www.tsl-timing.com

Brands Hatch Indy



SPORTS TIMING

TIMING SOLUTIONS LTD



Length	1.2079 miles	1944.0 m	
FL		51.36032 N	0.26032 E
I1	1112m	51.35934 N	0.25955 E
Pit Entry	1669m	51.35911 N	0.25743 E
Pit Exit	26m after FL	51.36027 N	0.26078 E
Pit Entry–Pit Exit 277m, 16.6s @60kph, 12.4s @80kph			

BMCRC - MRO Championships 2020 - Rnd 1 @ Brands Hatch Indy

BMCRC Thunderbike Sport

QUALIFYING - CLASSIFICATION

POS	NO	CL	PIC NAME	ENTRY	TIME	ON	LAPS	GAP	DIFF	MPH
1	961		1 Jack SIM	Yamaha R6 - ALLIUM by David stead Landscapes / Platf	51.595	6	8			84.28
2	152		2 Elliot FRICKER	Honda CBR600 - Ride in bike tyres	52.904	11	14	1.309	1.309	82.19
3	90		3 Edward WATSON	Yamaha R6 - Motorsportdays.com TEA Time Racing	53.206	8	13	1.611	0.302	81.73
4	12		4 Cedric BLOCH	Kawasaki ZX6R - Brigit's Group & SDC Performance	53.314	4	5	1.719	0.108	81.56
5	84		5 Ricardo BRANCO	Yamaha R6 - IMP Racing	53.663	10	14	2.068	0.349	81.03
6	198		6 Steven TOPPING	Yamaha R6 -	53.776	13	13	2.181	0.113	80.86
7	191		7 James SEATH	Kawasaki ZX6-RR - Ovenden Earthmoving	53.874	12	13	2.279	0.098	80.71
8	81		8 Malvern MAY	Honda CBR600RR -	53.900	8	14	2.305	0.026	80.67
9	133		9 Carl JOHNSTONE	Suzuki GSXR 600 - EDIasia	54.038	10	11	2.443	0.138	80.47
10	48		10 Shaun WALLIS	Yamaha R6 - MBC Despatch Racing	54.164	9	14	2.569	0.126	80.28
11	38		11 James REVELEY	Yamaha R6 - PCN Racing	54.297	14	14	2.702	0.133	80.08
12	351		12 Sam DIGBY-BAKER	Yamaha R6 -	54.437	10	13	2.842	0.140	79.88
13	661		13 Cameron HARRIS	Suzuki SV650 - HARRIS PERFORMANCE	54.985	9	14	3.390	0.548	79.08
14	46*		14 Jeff MORRIS	Suzuki SV650 -	55.037	2	7	3.442	0.052	79.01
15	42		15 Scott MILLER	Yamaha R6 - Autoenhance colchester	55.487	13	13	3.892	0.450	78.37
16	51		16 Paul BEESLEY	Yamaha R6 -	55.555	12	13	3.960	0.068	78.27
17	75		17 Stewart MAY	Honda CBR600F3 - Too Many Mays Racing	55.606	12	13	4.011	0.051	78.20
18	22		18 Matthew MAY	Honda CBR600F3 - Mays Racing	55.681	12	13	4.086	0.075	78.09
19	624		19 Matthew FEDRICK	Yamaha R6 - Matthew Fedrick farriers ltd/TBR performan	55.802	13	13	4.207	0.121	77.92
20	72		20 Kevin MILLER	Honda CBR600RR - Mechanical Air Supplies Ltd	56.103	13	13	4.508	0.301	77.51
21	52		21 Gary JARMAN	Kawasaki ZXR 400 -	56.144	2	4	4.549	0.041	77.45
22	37		22 Ricky WOODS	Suzuki GSXR 600 - T & S Vehicle Repairs	56.497	6	13	4.902	0.353	76.97
23	53	R	1 Tim BANWELL	Yamaha R6 - Steve Jordan Motorcycles	56.503	9	13	4.908	0.006	76.96
24	71		23 Colin CLUNE	Suzuki SV650 -	56.694	2	12	5.099	0.191	76.70
25	40		24 Simon WILKINSON	Suzuki SV650 - S P Wilkinson Engineering Ltd	56.955	12	13	5.360	0.261	76.35
26	104		25 Alex ROBINSON	Honda CBR600RR - Boa	56.989	7	7	5.394	0.034	76.30
27	143		26 Robert DAVIE	Suzuki SV650 -	57.029	11	13	5.434	0.040	76.25
28	137		27 Charlie CRAWT	Honda CBR600F - BD Racing	57.314	11	12	5.719	0.285	75.87
29	333	R	2 Mark STUBBERFIELD	Suzuki SV650 -	57.473	13	13	5.878	0.159	75.66
30	999	R	3 William GULLIFORD	Yamaha R6 -	57.547	10	12	5.952	0.074	75.56
31	9		28 Karl COONEY	Kawasaki ZXR400 L5 - Ediasia	57.951	13	13	6.356	0.404	75.03
32	187		29 David TREVEIL	Yamaha YZF R6 -	58.037	11	12	6.442	0.086	74.92
33	101		30 Glen TRIPP	Honda CBR 600FW - yaki too racing	1:00.911	4	12	9.316	2.874	71.39
34	21	R	4 Taylor SHORES	Yamaha R6 -	1:01.023	12	12	9.428	0.112	71.26
35	49	R	5 Oliver CHAYTOR	Yamaha R6 -	1:02.049	11	12	10.454	1.026	70.08
36	272	R	6 Christopher COWAN	Suzuki SV650 - IMP Racing International	1:02.175	12	12	10.580	0.126	69.94
37	139	R	7 Rob MARLEY	Honda CBR600F3 -	1:02.377	12	12	10.782	0.202	69.71
38	41	R	8 Alex MILNE	Suzuki SV650 -	1:03.284	9	9	11.689	0.907	68.71
39	26		31 Richard MAY	Honda CBR600FX - Many Mays Racing			0			

* No. 46 - Please fit a working transponder

Brands Hatch Indy
Circuit Length = 1.2079 miles
Start: 10:32 Flag 10:45 End: 10:46

Weather / Track : Cloudy / Dry

These results are provisional until the conclusion of any judicial and technical matters.

Clerk Of Course :	Steward :	Timekeeper :
-------------------	-----------	--------------

Results can be found at www.tsl-timing.com

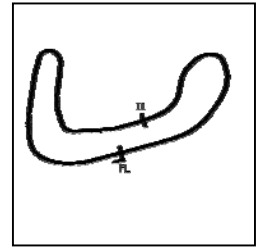
Printed - 10:46 Saturday, 07 March 2020



BMCRC - MRO Championships 2020 - Rnd 1 @ Brands Hatch Indy

BMCRC Thunderbike Sport

QUALIFYING - SECTOR ANALYSIS



SECTOR 1 = FL to I1, SECTOR 2 = I1 to FL, DIFF = Difference To Personal Best Lap, P = Crossed Finish Line in Pit Lane, D = Time Disallowed

P1 961		Jack SIM		Yamaha R6 - ALLIUM by David stead Landscapes / Platform Lifi			
IDEAL LAP TIME : 51.595		BEST LAP TIME : 51.595		DIFFERENCE : 0.000			
LAP	SECTOR 1	SECTOR 2	LAP TIME	MPH	DIFF	TIME OF DAY	
1 -	34.394	22.531	56.925	76.39	5.330	10:33:51.549	
2 -	33.285	21.620	54.905	79.20	3.310	10:34:46.454	
3 -	31.745	21.286	53.031 (3)	82.00	1.436	10:35:39.485	
4 -	32.249	21.008	53.257	81.65	1.662	10:36:32.742	
5 -	31.533	20.911	52.444 (2)	82.91	0.849	10:37:25.186	
6 -	31.031	20.564	51.595 (1)	84.28		10:38:16.781	
7 -	31.492	21.575	53.067	81.94	1.472	10:39:09.848	
8 -	33.193	21.146	54.339	80.02	2.744	10:40:04.187	

P2 152		Elliot FRICKER		Honda CBR600 - Ride in bike tyres			
IDEAL LAP TIME : 52.904		BEST LAP TIME : 52.904		DIFFERENCE : 0.000			
LAP	SECTOR 1	SECTOR 2	LAP TIME	MPH	DIFF	TIME OF DAY	
1 -	34.227	22.619	56.846	76.49	3.942	10:33:52.006	
2 -	33.158	21.999	55.157	78.84	2.253	10:34:47.163	
3 -	32.185	22.283	54.468	79.83	1.564	10:35:41.631	
4 -	34.095	22.014	56.109	77.50	3.205	10:36:37.740	
5 -	33.101	21.868	54.969	79.11	2.065	10:37:32.709	
6 -	31.846	21.261	53.107 (2)	81.88	0.203	10:38:25.816	
7 -	31.839	21.673	53.512 (3)	81.26	0.608	10:39:19.328	
8 -	31.701	21.891	53.592	81.14	0.688	10:40:12.920	
9 -	32.371	22.277	54.648	79.57	1.744	10:41:07.568	
10 -	31.950	22.674	54.624	79.60	1.720	10:42:02.192	
11 -	31.644	21.260	52.904 (1)	82.19		10:42:55.096	
12 -	32.994	23.580	56.574	76.86	3.670	10:43:51.670	
13 -	32.561	21.403	53.964	80.58	1.060	10:44:45.634	
14 -	33.713	22.058	55.771	77.97	2.867	10:45:41.405	

P3 90		Edward WATSON		Yamaha R6 - Motorsportdays.com TEA Time Racing			
IDEAL LAP TIME : 52.892		BEST LAP TIME : 53.206		DIFFERENCE : 0.314			
LAP	SECTOR 1	SECTOR 2	LAP TIME	MPH	DIFF	TIME OF DAY	
1 -	35.463	22.654	58.117	74.82	4.911	10:34:29.654	
2 -	33.270	21.481	54.751	79.42	1.545	10:35:24.405	
3 -	32.859	21.223	54.082	80.40	0.876	10:36:18.487	
4 -	32.082	21.734	53.816	80.80	0.610	10:37:12.303	
5 -	32.773	21.365	54.138	80.32	0.932	10:38:06.441	
6 -	31.905	21.803	53.708 (2)	80.96	0.502	10:39:00.149	
7 -	31.898	22.464	54.362	79.99	1.156	10:39:54.511	
8 -	32.212	20.994	53.206 (1)	81.73		10:40:47.717	
9 -	32.921	21.748	54.669	79.54	1.463	10:41:42.386	
10 -	33.241	21.982	55.223	78.74	2.017	10:42:37.609	
11 -	32.733	22.186	54.919	79.18	1.713	10:43:32.528	
12 -	32.747	22.804	55.551	78.28	2.345	10:44:28.079	
13 -	31.981	21.787	53.768 (3)	80.87	0.562	10:45:21.847	

P4 12		Cedric BLOCH		Kawasaki ZX6R - Brigit's Group & SDC Performance			
IDEAL LAP TIME : 52.058		BEST LAP TIME : 53.314		DIFFERENCE : 1.256			
LAP	SECTOR 1	SECTOR 2	LAP TIME	MPH	DIFF	TIME OF DAY	
1 -	35.314	23.948	59.262	73.37	5.948	10:34:33.222	
2 -	34.041	21.702	55.743	78.01	2.429	10:35:28.965	
3 -	32.362	21.046	53.408 (2)	81.42	0.094	10:36:22.373	
4 -	32.048	21.266	53.314 (1)	81.56		10:37:15.687	
5 -	32.031	21.544	53.575 (3)	81.16	0.261	10:38:09.262	

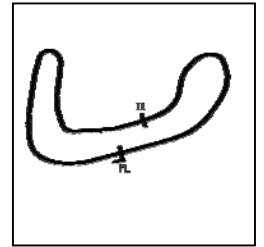
Weather / Track : Cloudy / Dry

Brands Hatch Indy
Circuit Length = 1.2079 miles
Start: 10:32 Flag 10:45 End: 10:46

BMCRC - MRO Championships 2020 - Rnd 1 @ Brands Hatch Indy

BMCRC Thunderbike Sport

QUALIFYING - SECTOR ANALYSIS



SECTOR 1 = FL to I1, SECTOR 2 = I1 to FL, DIFF = Difference To Personal Best Lap, P = Crossed Finish Line in Pit Lane, D = Time Disallowed

P5 84		Ricardo BRANCO		Yamaha R6 - IMP Racing			
IDEAL LAP TIME : 53.465		BEST LAP TIME : 53.663		DIFFERENCE : 0.198			
LAP	SECTOR 1	SECTOR 2	LAP TIME	MPH	DIFF	TIME OF DAY	
1 -	36.687	23.061	59.748	72.78	6.085	10:34:04.448	
2 -	34.480	22.144	56.624	76.79	2.961	10:35:01.072	
3 -	34.224	22.164	56.388	77.11	2.725	10:35:57.460	
4 -	33.900	21.864	55.764	77.98	2.101	10:36:53.224	
5 -	33.410	22.683	56.093	77.52	2.430	10:37:49.317	
6 -	33.596	21.631	55.227	78.74	1.564	10:38:44.544	
7 -	33.543	23.929	57.472	75.66	3.809	10:39:42.016	
8 -	33.525	21.676	55.201	78.77	1.538	10:40:37.217	
9 -	32.690	21.288	53.978 (2)	80.56	0.315	10:41:31.195	
10 -	32.276	21.387	53.663 (1)	81.03		10:42:24.858	
11 -	32.691	22.186	54.877	79.24	1.214	10:43:19.735	
12 -	33.234	22.123	55.357	78.55	1.694	10:44:15.092	
13 -	33.192	22.420	55.612	78.19	1.949	10:45:10.704	
14 -	33.079	21.189	54.268 (3)	80.13	0.605	10:46:04.972	

P6 198		Steven TOPPING		Yamaha R6 -			
IDEAL LAP TIME : 53.564		BEST LAP TIME : 53.776		DIFFERENCE : 0.212			
LAP	SECTOR 1	SECTOR 2	LAP TIME	MPH	DIFF	TIME OF DAY	
1 -	35.151	22.480	57.631	75.45	3.855	10:33:54.209	
2 -	33.314	21.978	55.292	78.64	1.516	10:34:49.501	
3 -	33.802	22.077	55.879	77.82	2.103	10:35:45.380	
4 -	33.743	22.312	56.055	77.57	2.279	10:36:41.435	
5 -	33.676	22.063	55.739	78.01	1.963	10:37:37.174	
6 -	32.817	22.352	55.169	78.82	1.393	10:38:32.343	
7 -	32.773	22.308	55.081	78.94	1.305	10:39:27.424	
8 -	32.885	21.671	54.556	79.70	0.780	10:40:21.980	
9 -	32.201	21.616	53.817 (2)	80.80	0.041	10:41:15.797	
10 -	32.367	21.804	54.171 (3)	80.27	0.395	10:42:09.968	
11 -	52.269	22.609	1:14.878	58.07	21.102	10:43:24.846	
12 -	33.351	21.723	55.074	78.95	1.298	10:44:19.920	
13 -	32.413	21.363	53.776 (1)	80.86		10:45:13.696	

P7 191		James SEATH		Kawasaki ZX6-RR - Ovenden Earthmoving			
IDEAL LAP TIME : 53.816		BEST LAP TIME : 53.874		DIFFERENCE : 0.058			
LAP	SECTOR 1	SECTOR 2	LAP TIME	MPH	DIFF	TIME OF DAY	
1 -	37.393	24.074	1:01.467	70.74	7.593	10:34:28.436	
2 -	34.891	22.408	57.299	75.89	3.425	10:35:25.735	
3 -	33.530	22.094	55.624	78.17	1.750	10:36:21.359	
4 -	32.879	21.510	54.389 (3)	79.95	0.515	10:37:15.748	
5 -	33.981	22.564	56.545	76.90	2.671	10:38:12.293	
6 -	33.020	22.745	55.765	77.98	1.891	10:39:08.058	
7 -	34.720	21.674	56.394	77.11	2.520	10:40:04.452	
8 -	33.647	22.684	56.331	77.19	2.457	10:41:00.783	
9 -	34.260	21.634	55.894	77.80	2.020	10:41:56.677	
10 -	33.123	21.686	54.809	79.34	0.935	10:42:51.486	
11 -	33.378	22.220	55.598	78.21	1.724	10:43:47.084	
12 -	32.661	21.213	53.874 (1)	80.71		10:44:40.958	
13 -	32.603	21.611	54.214 (2)	80.21	0.340	10:45:35.172	

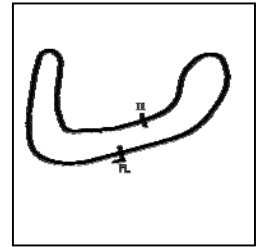
Weather / Track : Cloudy / Dry

Brands Hatch Indy
Circuit Length = 1.2079 miles
Start: 10:32 Flag 10:45 End: 10:46

BMCRC - MRO Championships 2020 - Rnd 1 @ Brands Hatch Indy

BMCRC Thunderbike Sport

QUALIFYING - SECTOR ANALYSIS



SECTOR 1 = FL to I1, SECTOR 2 = I1 to FL, DIFF = Difference To Personal Best Lap, P = Crossed Finish Line in Pit Lane, D = Time Disallowed

P8 81 Malvern MAY		Honda CBR600RR -				
IDEAL LAP TIME : 53.722		BEST LAP TIME : 53.900		DIFFERENCE : 0.178		
LAP	SECTOR 1	SECTOR 2	LAP TIME	MPH	DIFF	TIME OF DAY
1 -	36.503	23.190	59.693	72.84	5.793	10:34:01.386
2 -	34.150	22.634	56.784	76.58	2.884	10:34:58.170
3 -	33.764	22.225	55.989	77.66	2.089	10:35:54.159
4 -	33.876	23.441	57.317	75.86	3.417	10:36:51.476
5 -	33.464	22.684	56.148	77.44	2.248	10:37:47.624
6 -	33.323	21.258	54.581 (3)	79.67	0.681	10:38:42.205
7 -	35.538	23.300	58.838	73.90	4.938	10:39:41.043
8 -	32.464	21.436	53.900 (1)	80.67		10:40:34.943
9 -	32.661	21.700	54.361 (2)	79.99	0.461	10:41:29.304
10 -	32.655	22.068	54.723	79.46	0.823	10:42:24.027
11 -	33.406	22.219	55.625	78.17	1.725	10:43:19.652
12 -	33.713	22.316	56.029	77.61	2.129	10:44:15.681
13 -	32.993	23.023	56.016	77.63	2.116	10:45:11.697
14 -	34.330	21.912	56.242	77.31	2.342	10:46:07.939

P9 133 Carl JOHNSTONE		Suzuki GSXR 600 - EDlasia				
IDEAL LAP TIME : 53.873		BEST LAP TIME : 54.038		DIFFERENCE : 0.165		
LAP	SECTOR 1	SECTOR 2	LAP TIME	MPH	DIFF	TIME OF DAY
1 -	35.191	22.774	57.965	75.02	3.927	10:34:04.223
2 -	34.032	22.057	56.089	77.53	2.051	10:35:00.312
3 -	32.600	22.011	54.611	79.62	0.573	10:35:54.923
4 -	32.702	21.893	54.595	79.65	0.557	10:36:49.518
5 -	34.602	21.786	56.388	77.11	2.350	10:37:45.906
6 -	32.571	22.303	54.874	79.24	0.836	10:38:40.780
7 -	32.746	21.556	54.302 (3)	80.08	0.264	10:39:35.082
8 -	32.442	21.702	54.144 (2)	80.31	0.106	10:40:29.226
9 -	32.632	22.217	54.849	79.28	0.811	10:41:24.075
10 -	32.607	21.431	54.038 (1)	80.47		10:42:18.113
11 -	32.714	21.943	54.657	79.56	0.619	10:43:12.770

P10 48 Shaun WALLIS		Yamaha R6 - MBC Despatch Racing				
IDEAL LAP TIME : 54.045		BEST LAP TIME : 54.164		DIFFERENCE : 0.119		
LAP	SECTOR 1	SECTOR 2	LAP TIME	MPH	DIFF	TIME OF DAY
1 -	36.282	23.075	59.357	73.26	5.193	10:33:55.645
2 -	34.121	22.200	56.321	77.21	2.157	10:34:51.966
3 -	33.085	22.306	55.391	78.50	1.227	10:35:47.357
4 -	33.079	21.485	54.564	79.69	0.400	10:36:41.921
5 -	33.873	22.299	56.172	77.41	2.008	10:37:38.093
6 -	32.919	21.490	54.409 (2)	79.92	0.245	10:38:32.502
7 -	32.898	22.200	55.098	78.92	0.934	10:39:27.600
8 -	32.976	22.176	55.152	78.84	0.988	10:40:22.752
9 -	32.560	21.604	54.164 (1)	80.28		10:41:16.916
10 -	32.713	21.773	54.486 (3)	79.81	0.322	10:42:11.402
11 -	33.695	23.533	57.228	75.98	3.064	10:43:08.630
12 -	37.255	24.422	1:01.677	70.50	7.513	10:44:10.307
13 -	35.342	22.094	57.436	75.71	3.272	10:45:07.743
14 -	33.378	22.155	55.533	78.30	1.369	10:46:03.276

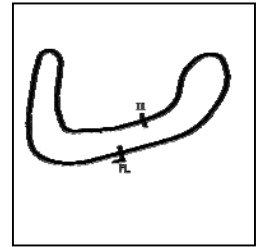
Weather / Track : Cloudy / Dry

Brands Hatch Indy
Circuit Length = 1.2079 miles
Start: 10:32 Flag 10:45 End: 10:46

BMCRC - MRO Championships 2020 - Rnd 1 @ Brands Hatch Indy

BMCRC Thunderbike Sport

QUALIFYING - SECTOR ANALYSIS



SECTOR 1 = FL to I1, SECTOR 2 = I1 to FL, DIFF = Difference To Personal Best Lap, P = Crossed Finish Line in Pit Lane, D = Time Disallowed

P11 38		James REVELEY		Yamaha R6 - PCN Racing			
IDEAL LAP TIME : 54.297		BEST LAP TIME : 54.297		DIFFERENCE : 0.000			
LAP	SECTOR 1	SECTOR 2	LAP TIME	MPH	DIFF	TIME OF DAY	
1 -	36.508	22.609	59.117	73.55	4.820	10:34:01.046	
2 -	34.187	22.412	56.599	76.83	2.302	10:34:57.645	
3 -	33.787	22.056	55.843	77.87	1.546	10:35:53.488	
4 -	33.691	22.266	55.957	77.71	1.660	10:36:49.445	
5 -	34.497	21.942	56.439	77.04	2.142	10:37:45.884	
6 -	34.179	21.691	55.870	77.83	1.573	10:38:41.754	
7 -	35.551	22.261	57.812	75.21	3.515	10:39:39.566	
8 -	33.391	21.712	55.103	78.91	0.806	10:40:34.669	
9 -	33.141	21.708	54.849 (3)	79.28	0.552	10:41:29.518	
10 -	33.057	21.336	54.393 (2)	79.94	0.096	10:42:23.911	
11 -	33.244	21.780	55.024	79.03	0.727	10:43:18.935	
12 -	33.544	21.621	55.165	78.82	0.868	10:44:14.100	
13 -	34.119	22.235	56.354	77.16	2.057	10:45:10.454	
14 -	32.993	21.304	54.297 (1)	80.08		10:46:04.751	

P12 351		Sam DIGBY-BAKER		Yamaha R6 -			
IDEAL LAP TIME : 54.402		BEST LAP TIME : 54.437		DIFFERENCE : 0.035			
LAP	SECTOR 1	SECTOR 2	LAP TIME	MPH	DIFF	TIME OF DAY	
1 -	37.767	23.262	1:01.029	71.25	6.592	10:34:28.250	
2 -	34.163	22.590	56.753	76.62	2.316	10:35:25.003	
3 -	33.423	21.966	55.389	78.51	0.952	10:36:20.392	
4 -	33.042	21.957	54.999 (2)	79.06	0.562	10:37:15.391	
5 -	33.546	21.863	55.409	78.48	0.972	10:38:10.800	
6 -	33.661	23.189	56.850	76.49	2.413	10:39:07.650	
7 -	33.550	22.340	55.890	77.80	1.453	10:40:03.540	
8 -	34.181	23.390	57.571	75.53	3.134	10:41:01.111	
9 -	35.336	21.680	57.016	76.26	2.579	10:41:58.127	
10 -	32.823	21.614	54.437 (1)	79.88		10:42:52.564	
11 -	34.708	23.016	57.724	75.33	3.287	10:43:50.288	
12 -	32.788	22.370	55.158 (3)	78.83	0.721	10:44:45.446	
13 -	33.203	22.207	55.410	78.48	0.973	10:45:40.856	

P13 661		Cameron HARRIS		Suzuki SV650 - HARRIS PERFORMANCE			
IDEAL LAP TIME : 54.662		BEST LAP TIME : 54.985		DIFFERENCE : 0.323			
LAP	SECTOR 1	SECTOR 2	LAP TIME	MPH	DIFF	TIME OF DAY	
1 -	35.016	22.655	57.671	75.40	2.686	10:33:54.745	
2 -	33.638	22.560	56.198	77.38	1.213	10:34:50.943	
3 -	33.537	22.951	56.488	76.98	1.503	10:35:47.431	
4 -	33.716	22.556	56.272	77.27	1.287	10:36:43.703	
5 -	33.318	22.313	55.631	78.16	0.646	10:37:39.334	
6 -	33.188	22.112	55.300	78.63	0.315	10:38:34.634	
7 -	33.268	22.186	55.454	78.41	0.469	10:39:30.088	
8 -	32.879	22.127	55.006 (2)	79.05	0.021	10:40:25.094	
9 -	32.953	22.032	54.985 (1)	79.08		10:41:20.079	
10 -	32.630	22.415	55.045 (3)	79.00	0.060	10:42:15.124	
11 -	33.290	22.265	55.555	78.27	0.570	10:43:10.679	
12 -	34.377	23.331	57.708	75.35	2.723	10:44:08.387	
13 -	33.600	23.072	56.672	76.73	1.687	10:45:05.059	
14 -	32.963	22.422	55.385	78.51	0.400	10:46:00.444	

Weather / Track : Cloudy / Dry

Brands Hatch Indy
Circuit Length = 1.2079 miles
Start: 10:32 Flag 10:45 End: 10:46

BMCRC - MRO Championships 2020 - Rnd 1 @ Brands Hatch Indy

BMCRC Thunderbike Sport

QUALIFYING - SECTOR ANALYSIS



SECTOR 1 = FL to I1, SECTOR 2 = I1 to FL, DIFF = Difference To Personal Best Lap, P = Crossed Finish Line in Pit Lane, D = Time Disallowed

P14 46		Jeff MORRIS		Suzuki SV650 -		
IDEAL LAP TIME :		BEST LAP TIME : 55.037		DIFFERENCE :		
LAP	SECTOR 1	SECTOR 2	LAP TIME	MPH	DIFF	TIME OF DAY
1 -			57.387	75.77	2.350	10:34:18.457
2 -			55.037 (1)	79.01		10:35:13.494
3 -			56.761	76.61	1.724	10:36:10.255
4 -			56.046	77.58	1.009	10:37:06.301
5 -			55.242 (2)	78.71	0.205	10:38:01.543
6 -			55.651 (3)	78.14	0.614	10:38:57.194
7 -			57.421	75.73	2.384	10:39:54.615

P15 42		Scott MILLER		Yamaha R6 - Autoenhance colchester		
IDEAL LAP TIME : 55.277		BEST LAP TIME : 55.487		DIFFERENCE : 0.210		
LAP	SECTOR 1	SECTOR 2	LAP TIME	MPH	DIFF	TIME OF DAY
1 -	37.424	23.349	1:00.773	71.55	5.286	10:34:22.083
2 -	34.999	22.519	57.518	75.60	2.031	10:35:19.601
3 -	34.220	22.488	56.708	76.68	1.221	10:36:16.309
4 -	34.023	22.867	56.890	76.43	1.403	10:37:13.199
5 -	34.263	22.707	56.970	76.33	1.483	10:38:10.169
6 -	33.968	22.508	56.476	76.99	0.989	10:39:06.645
7 -	34.146	22.554	56.700	76.69	1.213	10:40:03.345
8 -	34.867	23.081	57.948	75.04	2.461	10:41:01.293
9 -	36.211	22.747	58.958	73.75	3.471	10:42:00.251
10 -	33.743	22.057	55.800 (2)	77.93	0.313	10:42:56.051
11 -	33.278	22.572	55.850 (3)	77.86	0.363	10:43:51.901
12 -	33.898	22.386	56.284	77.26	0.797	10:44:48.185
13 -	33.488	21.999	55.487 (1)	78.37		10:45:43.672

P16 51		Paul BEESLEY		Yamaha R6 -		
IDEAL LAP TIME : 55.105		BEST LAP TIME : 55.555		DIFFERENCE : 0.450		
LAP	SECTOR 1	SECTOR 2	LAP TIME	MPH	DIFF	TIME OF DAY
1 -	39.232	23.427	1:02.659	69.40	7.104	10:34:02.186
2 -	35.688	22.898	58.586	74.22	3.031	10:35:00.772
3 -	35.057	22.536	57.593	75.50	2.038	10:35:58.365
4 -	34.143	22.321	56.464	77.01	0.909	10:36:54.829
5 -	34.636	22.463	57.099	76.15	1.544	10:37:51.928
6 -	36.576	23.684	1:00.260	72.16	4.705	10:38:52.188
7 -	35.100	22.545	57.645	75.43	2.090	10:39:49.833
8 -	33.848	22.035	55.883 (2)	77.81	0.328	10:40:45.716
9 -	34.517	21.909	56.426	77.06	0.871	10:41:42.142
10 -	34.157	21.791	55.948 (3)	77.72	0.393	10:42:38.090
11 -	34.791	22.825	57.616	75.47	2.061	10:43:35.706
12 -	33.314	22.241	55.555 (1)	78.27		10:44:31.261
13 -	33.773	22.326	56.099	77.51	0.544	10:45:27.360

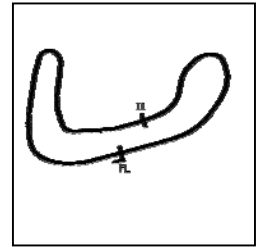
Weather / Track : Cloudy / Dry

Brands Hatch Indy
Circuit Length = 1.2079 miles
Start: 10:32 Flag 10:45 End: 10:46

BMCRC - MRO Championships 2020 - Rnd 1 @ Brands Hatch Indy

BMCRC Thunderbike Sport

QUALIFYING - SECTOR ANALYSIS



SECTOR 1 = FL to I1, SECTOR 2 = I1 to FL, DIFF = Difference To Personal Best Lap, P = Crossed Finish Line in Pit Lane, D = Time Disallowed

P17 75		Stewart MAY		Honda CBR600F3 - Too Many Mays Racing			
IDEAL LAP TIME : 55.161		BEST LAP TIME : 55.606		DIFFERENCE : 0.445			
LAP	SECTOR 1	SECTOR 2	LAP TIME	MPH	DIFF	TIME OF DAY	
1 -	37.017	23.364	1:00.381	72.01	4.775	10:34:02.700	
2 -	34.314	22.587	56.901	76.42	1.295	10:34:59.601	
3 -	34.805	22.785	57.590	75.50	1.984	10:35:57.191	
4 -	34.470	22.473	56.943	76.36	1.337	10:36:54.134	
5 -	34.796	22.484	57.280	75.91	1.674	10:37:51.414	
6 -	36.835	23.777	1:00.612	71.74	5.006	10:38:52.026	
7 -	34.577	22.745	57.322	75.86	1.716	10:39:49.348	
8 -	34.341	22.355	56.696	76.70	1.090	10:40:46.044	
9 -	34.480	21.766	56.246 (3)	77.31	0.640	10:41:42.290	
10 -	34.488	22.191	56.679	76.72	1.073	10:42:38.969	
11 -	34.296	22.536	56.832	76.51	1.226	10:43:35.801	
12 -	33.877	21.729	55.606 (1)	78.20		10:44:31.407	
13 -	33.432	22.329	55.761 (2)	77.98	0.155	10:45:27.168	

P18 22		Matthew MAY		Honda CBR600F3 - Mays Racing			
IDEAL LAP TIME : 55.681		BEST LAP TIME : 55.681		DIFFERENCE : 0.000			
LAP	SECTOR 1	SECTOR 2	LAP TIME	MPH	DIFF	TIME OF DAY	
1 -	35.726	23.243	58.969	73.74	3.288	10:34:19.560	
2 -	35.095	23.240	58.335	74.54	2.654	10:35:17.895	
3 -	34.582	22.901	57.483	75.65	1.802	10:36:15.378	
4 -	34.362	22.993	57.355	75.81	1.674	10:37:12.733	
5 -	34.377	22.635	57.012	76.27	1.331	10:38:09.745	
6 -	33.621	23.065	56.686	76.71	1.005	10:39:06.431	
7 -	34.191	22.397	56.588	76.84	0.907	10:40:03.019	
8 -	33.774	23.274	57.048	76.22	1.367	10:41:00.067	
9 -	33.953	22.308	56.261 (3)	77.29	0.580	10:41:56.328	
10 -	33.665	22.416	56.081 (2)	77.54	0.400	10:42:52.409	
11 -	34.020	22.356	56.376	77.13	0.695	10:43:48.785	
12 -	33.474	22.207	55.681 (1)	78.09		10:44:44.466	
13 -	33.577	22.746	56.323	77.20	0.642	10:45:40.789	

P19 624		Matthew FEDRICK		Yamaha R6 - Matthew Fedrick farriers ltd/TBR performance			
IDEAL LAP TIME : 55.765		BEST LAP TIME : 55.802		DIFFERENCE : 0.037			
LAP	SECTOR 1	SECTOR 2	LAP TIME	MPH	DIFF	TIME OF DAY	
1 -	45.334	26.781	1:12.115	60.30	16.313	10:34:33.554	
2 -	37.595	23.775	1:01.370	70.85	5.568	10:35:34.924	
3 -	36.977	23.255	1:00.232	72.19	4.430	10:36:35.156	
4 -	34.760	23.081	57.841	75.18	2.039	10:37:32.997	
5 -	34.051	22.970	57.021	76.26	1.219	10:38:30.018	
6 -	34.462	23.308	57.770	75.27	1.968	10:39:27.788	
7 -	34.415	22.852	57.267	75.93	1.465	10:40:25.055	
8 -	34.085	22.749	56.834	76.51	1.032	10:41:21.889	
9 -	33.726	22.647	56.373 (3)	77.13	0.571	10:42:18.262	
10 -	33.968	22.498	56.466	77.01	0.664	10:43:14.728	
11 -	33.302	22.953	56.255 (2)	77.30	0.453	10:44:10.983	
12 -	34.884	23.118	58.002	74.97	2.200	10:45:08.985	
13 -	33.339	22.463	55.802 (1)	77.92		10:46:04.787	

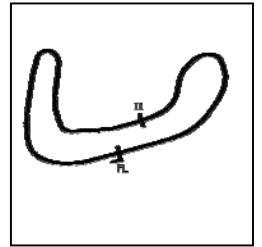
Weather / Track : Cloudy / Dry

Brands Hatch Indy
Circuit Length = 1.2079 miles
Start: 10:32 Flag 10:45 End: 10:46

BMCRC - MRO Championships 2020 - Rnd 1 @ Brands Hatch Indy

BMCRC Thunderbike Sport

QUALIFYING - SECTOR ANALYSIS



SECTOR 1 = FL to I1, SECTOR 2 = I1 to FL, DIFF = Difference To Personal Best Lap, P = Crossed Finish Line in Pit Lane, D = Time Disallowed

P20 72		Kevin MILLER		Honda CBR600RR - Mechanical Air Supplies Ltd			
IDEAL LAP TIME : 56.103		BEST LAP TIME : 56.103		DIFFERENCE : 0.000			
LAP	SECTOR 1	SECTOR 2	LAP TIME	MPH	DIFF	TIME OF DAY	
1 -	36.564	23.757	1:00.321	72.09	4.218	10:34:00.147	
2 -	34.591	23.018	57.609	75.48	1.506	10:34:57.756	
3 -	34.717	22.534	57.251	75.95	1.148	10:35:55.007	
4 -	34.107	22.966	57.073	76.19	0.970	10:36:52.080	
5 -	34.371	22.900	57.271	75.93	1.168	10:37:49.351	
6 -	34.867	24.936	59.803	72.71	3.700	10:38:49.154	
7 -	34.197	23.260	57.457	75.68	1.354	10:39:46.611	
8 -	34.973	23.413	58.386	74.48	2.283	10:40:44.997	
9 -	34.136	22.495	56.631 (3)	76.78	0.528	10:41:41.628	
10 -	33.780	22.408	56.188 (2)	77.39	0.085	10:42:37.816	
11 -	35.711	22.604	58.315	74.57	2.212	10:43:36.131	
12 -	34.369	22.715	57.084	76.17	0.981	10:44:33.215	
13 -	33.729	22.374	56.103 (1)	77.51		10:45:29.318	

P21 52		Gary JARMAN		Kawasaki ZXR 400 -			
IDEAL LAP TIME : 56.135		BEST LAP TIME : 56.144		DIFFERENCE : 0.009			
LAP	SECTOR 1	SECTOR 2	LAP TIME	MPH	DIFF	TIME OF DAY	
1 -	38.461	22.715	1:01.176	71.08	5.032	10:34:26.176	
2 -	33.652	22.492	56.144 (1)	77.45		10:35:22.320	
3 -	33.643	22.554	56.197 (2)	77.38	0.053	10:36:18.517	
4 -	33.691	22.566	56.257 (3)	77.29	0.113	10:37:14.774	

P22 37		Ricky WOODS		Suzuki GSXR 600 - T & S Vehicle Repairs			
IDEAL LAP TIME : 56.105		BEST LAP TIME : 56.497		DIFFERENCE : 0.392			
LAP	SECTOR 1	SECTOR 2	LAP TIME	MPH	DIFF	TIME OF DAY	
1 -	36.315	23.359	59.674	72.87	3.177	10:34:04.162	
2 -	34.891	22.998	57.889	75.11	1.392	10:35:02.051	
3 -	35.180	23.049	58.229	74.68	1.732	10:36:00.280	
4 -	35.121	22.595	57.716	75.34	1.219	10:36:57.996	
5 -	35.020	24.140	59.160	73.50	2.663	10:37:57.156	
6 -	33.786	22.711	56.497 (1)	76.97		10:38:53.653	
7 -	37.684	23.825	1:01.509	70.69	5.012	10:39:55.162	
8 -	37.475	23.005	1:00.480	71.90	3.983	10:40:55.642	
9 -	34.195	22.319	56.514 (2)	76.94	0.017	10:41:52.156	
10 -	34.772	22.962	57.734	75.32	1.237	10:42:49.890	
11 -	34.774	22.482	57.256 (3)	75.95	0.759	10:43:47.146	
12 -	35.729	22.527	58.256	74.64	1.759	10:44:45.402	
13 -	35.024	23.408	58.432	74.42	1.935	10:45:43.834	

P23 53 R		Tim BANWELL		Yamaha R6 - Steve Jordan Motorcycles			
IDEAL LAP TIME : 56.449		BEST LAP TIME : 56.503		DIFFERENCE : 0.054			
LAP	SECTOR 1	SECTOR 2	LAP TIME	MPH	DIFF	TIME OF DAY	
1 -	40.797	25.440	1:06.237	65.65	9.734	10:34:35.120	
2 -	37.432	24.003	1:01.435	70.78	4.932	10:35:36.555	
3 -	35.368	23.537	58.905	73.82	2.402	10:36:35.460	
4 -	36.043	22.678	58.721	74.05	2.218	10:37:34.181	
5 -	35.474	22.536	58.010	74.96	1.507	10:38:32.191	
6 -	35.055	22.001	57.056 (3)	76.21	0.553	10:39:29.247	
7 -	35.297	22.275	57.572	75.53	1.069	10:40:26.819	
8 -	34.844	22.080	56.924 (2)	76.39	0.421	10:41:23.743	
9 -	34.448	22.055	56.503 (1)	76.96		10:42:20.246	
10 -	35.300	22.072	57.372	75.79	0.869	10:43:17.618	
11 -	35.128	22.594	57.722	75.33	1.219	10:44:15.340	
12 -	35.345	22.562	57.907	75.09	1.404	10:45:13.247	
13 -	35.585	23.029	58.614	74.19	2.111	10:46:11.861	

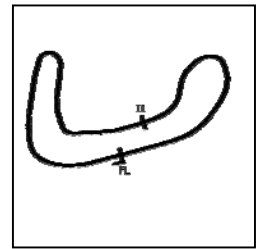
Weather / Track : Cloudy / Dry

Brands Hatch Indy
Circuit Length = 1.2079 miles
Start: 10:32 Flag 10:45 End: 10:46

BMCRC - MRO Championships 2020 - Rnd 1 @ Brands Hatch Indy

BMCRC Thunderbike Sport

QUALIFYING - SECTOR ANALYSIS



SECTOR 1 = FL to I1, SECTOR 2 = I1 to FL, DIFF = Difference To Personal Best Lap, P = Crossed Finish Line in Pit Lane, D = Time Disallowed

P24 71		Colin CLUNE		Suzuki SV650 -			
IDEAL LAP TIME : 56.452		BEST LAP TIME : 56.694		DIFFERENCE : 0.242			
LAP	SECTOR 1	SECTOR 2	LAP TIME	MPH	DIFF	TIME OF DAY	
1 -	36.278	23.077	59.355	73.26	2.661	10:33:59.381	
2 -	34.027	22.667	56.694 (1)	76.70		10:34:56.075	
3 -	33.785	22.926	56.711 (2)	76.68	0.017	10:35:52.786	
4 -	33.992	22.891	56.883 (3)	76.44	0.189	10:36:49.669	
5 -	35.158	24.331	59.489	73.09	2.795	10:37:49.158	
6 -	34.426	22.801	57.227	75.98	0.533	10:38:46.385	
7 -	33.845	23.802	57.647	75.43	0.953	10:39:44.032	
8 -	34.721	22.914	57.635	75.45	0.941	10:40:41.667	
9 -	34.312	23.517	57.829	75.19	1.135	10:41:39.496	
10 -	34.689	22.763	57.452	75.69	0.758	10:42:36.948	
11 -	34.408	22.672	57.080	76.18	0.386	10:43:34.028	
12 -	34.074	23.428	57.502	75.62	0.808	10:44:31.530	

P25 40		Simon WILKINSON		Suzuki SV650 - S P Wilkinson Engineering Ltd			
IDEAL LAP TIME : 56.955		BEST LAP TIME : 56.955		DIFFERENCE : 0.000			
LAP	SECTOR 1	SECTOR 2	LAP TIME	MPH	DIFF	TIME OF DAY	
1 -	39.386	23.692	1:03.078	68.94	6.123	10:34:02.823	
2 -	35.742	23.141	58.883	73.85	1.928	10:35:01.706	
3 -	35.121	22.899	58.020	74.95	1.065	10:35:59.726	
4 -	34.789	22.766	57.555	75.55	0.600	10:36:57.281	
5 -	35.044	22.958	58.002	74.97	1.047	10:37:55.283	
6 -	34.642	23.578	58.220	74.69	1.265	10:38:53.503	
7 -	35.170	26.149	1:01.319	70.91	4.364	10:39:54.822	
8 -	36.711	22.923	59.634	72.92	2.679	10:40:54.456	
9 -	34.673	22.812	57.485 (3)	75.64	0.530	10:41:51.941	
10 -	34.640	23.296	57.936	75.05	0.981	10:42:49.877	
11 -	37.116	24.129	1:01.245	71.00	4.290	10:43:51.122	
12 -	34.445	22.510	56.955 (1)	76.35		10:44:48.077	
13 -	34.797	22.598	57.395 (2)	75.76	0.440	10:45:45.472	

P26 104		Alex ROBINSON		Honda CBR600RR - Boa			
IDEAL LAP TIME : 56.989		BEST LAP TIME : 56.989		DIFFERENCE : 0.000			
LAP	SECTOR 1	SECTOR 2	LAP TIME	MPH	DIFF	TIME OF DAY	
1 -	38.399	23.963	1:02.362	69.73	5.373	10:34:10.033	
2 -	37.461	23.463	1:00.924	71.37	3.935	10:35:10.957	
3 -	36.063	23.210	59.273	73.36	2.284	10:36:10.230	
4 -	35.986	23.213	59.199	73.45	2.210	10:37:09.429	
5 -	36.176	22.687	58.863 (3)	73.87	1.874	10:38:08.292	
6 -	34.837	22.628	57.465 (2)	75.67	0.476	10:39:05.757	
7 -	34.732	22.257	56.989 (1)	76.30		10:40:02.746	

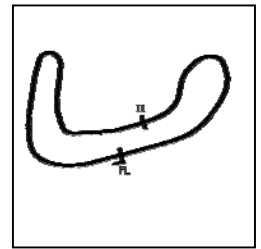
Weather / Track : Cloudy / Dry

Brands Hatch Indy
Circuit Length = 1.2079 miles
Start: 10:32 Flag 10:45 End: 10:46

BMCRC - MRO Championships 2020 - Rnd 1 @ Brands Hatch Indy

BMCRC Thunderbike Sport

QUALIFYING - SECTOR ANALYSIS



SECTOR 1 = FL to I1, SECTOR 2 = I1 to FL, DIFF = Difference To Personal Best Lap, P = Crossed Finish Line in Pit Lane, D = Time Disallowed

P27 143		Robert DAVIE		Suzuki SV650 -			
IDEAL LAP TIME : 57.029		BEST LAP TIME : 57.029		DIFFERENCE : 0.000			
LAP	SECTOR 1	SECTOR 2	LAP TIME	MPH	DIFF	TIME OF DAY	
1 -	37.410	23.508	1:00.918	71.38	3.889	10:34:07.268	
2 -	35.611	23.356	58.967	73.74	1.938	10:35:06.235	
3 -	35.563	23.176	58.739	74.03	1.710	10:36:04.974	
4 -	35.444	23.204	58.648	74.14	1.619	10:37:03.622	
5 -	34.919	22.819	57.738 (3)	75.31	0.709	10:38:01.360	
6 -	36.319	23.023	59.342	73.28	2.313	10:39:00.702	
7 -	35.119	23.039	58.158	74.77	1.129	10:39:58.860	
8 -	35.678	24.603	1:00.281	72.13	3.252	10:40:59.141	
9 -	38.954	24.373	1:03.327	68.66	6.298	10:42:02.468	
10 -	35.107	22.811	57.918	75.08	0.889	10:43:00.386	
11 -	34.590	22.439	57.029 (1)	76.25		10:43:57.415	
12 -	34.985	22.595	57.580 (2)	75.52	0.551	10:44:54.995	
13 -	36.594	23.990	1:00.584	71.77	3.555	10:45:55.579	

P28 137		Charlie CRAWT		Honda CBR600F - BD Racing			
IDEAL LAP TIME : 57.314		BEST LAP TIME : 57.314		DIFFERENCE : 0.000			
LAP	SECTOR 1	SECTOR 2	LAP TIME	MPH	DIFF	TIME OF DAY	
1 -	38.983	25.176	1:04.159	67.77	6.845	10:34:37.987	
2 -	37.167	24.100	1:01.267	70.97	3.953	10:35:39.254	
3 -	36.974	24.394	1:01.368	70.86	4.054	10:36:40.622	
4 -	36.092	23.554	59.646	72.90	2.332	10:37:40.268	
5 -	36.857	23.563	1:00.420	71.97	3.106	10:38:40.688	
6 -	36.770	24.370	1:01.140	71.12	3.826	10:39:41.828	
7 -	35.916	23.327	59.243	73.40	1.929	10:40:41.071	
8 -	34.798	23.157	57.955 (3)	75.03	0.641	10:41:39.026	
9 -	35.464	23.069	58.533	74.29	1.219	10:42:37.559	
10 -	35.132	22.871	58.003	74.97	0.689	10:43:35.562	
11 -	34.760	22.554	57.314 (1)	75.87		10:44:32.876	
12 -	35.187	22.602	57.789 (2)	75.24	0.475	10:45:30.665	

P29 333 R		Mark STUBBERFIELD		Suzuki SV650 -			
IDEAL LAP TIME : 57.473		BEST LAP TIME : 57.473		DIFFERENCE : 0.000			
LAP	SECTOR 1	SECTOR 2	LAP TIME	MPH	DIFF	TIME OF DAY	
1 -	37.913	24.280	1:02.193	69.92	4.720	10:34:09.736	
2 -	36.858	23.548	1:00.406	71.98	2.933	10:35:10.142	
3 -	36.384	23.263	59.647	72.90	2.174	10:36:09.789	
4 -	36.034	23.431	59.465	73.12	1.992	10:37:09.254	
5 -	35.721	23.496	59.217	73.43	1.744	10:38:08.471	
6 -	35.610	23.637	59.247	73.39	1.774	10:39:07.718	
7 -	36.709	23.613	1:00.322	72.08	2.849	10:40:08.040	
8 -	35.516	23.571	59.087 (3)	73.59	1.614	10:41:07.127	
9 -	35.693	23.262	58.955 (2)	73.76	1.482	10:42:06.082	
10 -	35.779	24.177	59.956	72.52	2.483	10:43:06.038	
11 -	36.425	23.298	59.723	72.81	2.250	10:44:05.761	
12 -	36.232	23.536	59.768	72.75	2.295	10:45:05.529	
13 -	34.548	22.925	57.473 (1)	75.66		10:46:03.002	

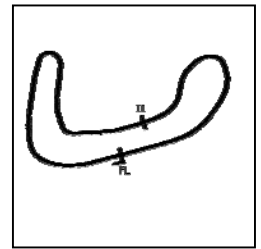
Weather / Track : Cloudy / Dry

Brands Hatch Indy
Circuit Length = 1.2079 miles
Start: 10:32 Flag 10:45 End: 10:46

BMCRC - MRO Championships 2020 - Rnd 1 @ Brands Hatch Indy

BMCRC Thunderbike Sport

QUALIFYING - SECTOR ANALYSIS



SECTOR 1 = FL to I1, SECTOR 2 = I1 to FL, DIFF = Difference To Personal Best Lap, P = Crossed Finish Line in Pit Lane, D = Time Disallowed

P30 999 R		William GULLIFORD		Yamaha R6 -			
IDEAL LAP TIME : 57.547		BEST LAP TIME : 57.547		DIFFERENCE : 0.000			
LAP	SECTOR 1	SECTOR 2	LAP TIME	MPH	DIFF	TIME OF DAY	
1 -	39.889	25.117	1:05.006	66.89	7.459	10:34:09.617	
2 -	37.193	24.233	1:01.426	70.79	3.879	10:35:11.043	
3 -	36.845	24.045	1:00.890	71.41	3.343	10:36:11.933	
4 -	37.218	24.108	1:01.326	70.90	3.779	10:37:13.259	
5 -	36.319	23.221	59.540	73.03	1.993	10:38:12.799	
6 -	36.453	23.870	1:00.323	72.08	2.776	10:39:13.122	
7 -	36.109	23.806	59.915	72.57	2.368	10:40:13.037	
8 -	35.371	23.819	59.190	73.46	1.643	10:41:12.227	
9 -	34.504	23.596	58.100 (2)	74.84	0.553	10:42:10.327	
10 -	34.420	23.127	57.547 (1)	75.56		10:43:07.874	
11 -	37.273	24.166	1:01.439	70.77	3.892	10:44:09.313	
12 -	35.010	23.227	58.237 (3)	74.67	0.690	10:45:07.550	

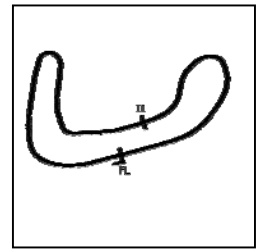
P31 9		Karl COONEY		Kawasaki ZXR400 L5 - Ediasia			
IDEAL LAP TIME : 57.710		BEST LAP TIME : 57.951		DIFFERENCE : 0.241			
LAP	SECTOR 1	SECTOR 2	LAP TIME	MPH	DIFF	TIME OF DAY	
1 -	39.718	24.596	1:04.314	67.61	6.363	10:34:08.825	
2 -	36.859	23.947	1:00.806	71.51	2.855	10:35:09.631	
3 -	36.344	23.697	1:00.041	72.42	2.090	10:36:09.672	
4 -	35.941	23.366	59.307	73.32	1.356	10:37:08.979	
5 -	35.912	22.947	58.859 (3)	73.88	0.908	10:38:07.838	
6 -	35.250	24.007	59.257	73.38	1.306	10:39:07.095	
7 -	37.659	24.144	1:01.803	70.36	3.852	10:40:08.898	
8 -	35.879	23.066	58.945	73.77	0.994	10:41:07.843	
9 -	36.100	23.696	59.796	72.72	1.845	10:42:07.639	
10 -	35.847	23.055	58.902	73.82	0.951	10:43:06.541	
11 -	36.992	22.860	59.852	72.65	1.901	10:44:06.393	
12 -	35.474	23.280	58.754 (2)	74.01	0.803	10:45:05.147	
13 -	34.850	23.101	57.951 (1)	75.03		10:46:03.098	

P32 187		David TREVEIL		Yamaha YZF R6 -			
IDEAL LAP TIME : 57.942		BEST LAP TIME : 58.037		DIFFERENCE : 0.095			
LAP	SECTOR 1	SECTOR 2	LAP TIME	MPH	DIFF	TIME OF DAY	
1 -	40.593	26.610	1:07.203	64.70	9.166	10:34:35.611	
2 -	40.044	25.355	1:05.399	66.49	7.362	10:35:41.010	
3 -	36.817	23.816	1:00.633	71.72	2.596	10:36:41.643	
4 -	37.284	23.222	1:00.506	71.87	2.469	10:37:42.149	
5 -	35.731	23.443	59.174	73.48	1.137	10:38:41.323	
6 -	36.997	24.238	1:01.235	71.01	3.198	10:39:42.558	
7 -	36.937	23.245	1:00.182	72.25	2.145	10:40:42.740	
8 -	35.614	23.028	58.642 (2)	74.15	0.605	10:41:41.382	
9 -	36.573	22.832	59.405	73.20	1.368	10:42:40.787	
10 -	36.041	22.856	58.897 (3)	73.83	0.860	10:43:39.684	
11 -	35.110	22.927	58.037 (1)	74.92		10:44:37.721	
12 -	35.928	23.188	59.116	73.56	1.079	10:45:36.837	

BMCRC - MRO Championships 2020 - Rnd 1 @ Brands Hatch Indy

BMCRC Thunderbike Sport

QUALIFYING - SECTOR ANALYSIS



SECTOR 1 = FL to I1, SECTOR 2 = I1 to FL, DIFF = Difference To Personal Best Lap, P = Crossed Finish Line in Pit Lane, D = Time Disallowed

P33 101 Glen TRIPP			Honda CBR 600FW - yaki too racing			
IDEAL LAP TIME : 1:00.679		BEST LAP TIME : 1:00.911	DIFFERENCE : 0.232			
LAP	SECTOR 1	SECTOR 2	LAP TIME	MPH	DIFF	TIME OF DAY
1 -	44.108	26.269	1:10.377	61.79	9.466	10:34:33.745
2 -	38.455	24.547	1:03.002	69.02	2.091	10:35:36.747
3 -	37.177	24.090	1:01.267 (3)	70.97	0.356	10:36:38.014
4 -	37.409	23.502	1:00.911 (1)	71.39		10:37:38.925
5 -	37.455	24.717	1:02.172	69.94	1.261	10:38:41.097
6 -	38.015	24.532	1:02.547	69.52	1.636	10:39:43.644
7 -	37.579	23.655	1:01.234 (2)	71.01	0.323	10:40:44.878
8 -	37.969	24.647	1:02.616	69.44	1.705	10:41:47.494
9 -	37.997	24.195	1:02.192	69.92	1.281	10:42:49.686
10 -	37.828	24.199	1:02.027	70.10	1.116	10:43:51.713
11 -	37.500	24.656	1:02.156	69.96	1.245	10:44:53.869
12 -	37.447	24.293	1:01.740	70.43	0.829	10:45:55.609

P34 21 R Taylor SHORES			Yamaha R6 -			
IDEAL LAP TIME : 1:00.897		BEST LAP TIME : 1:01.023	DIFFERENCE : 0.126			
LAP	SECTOR 1	SECTOR 2	LAP TIME	MPH	DIFF	TIME OF DAY
1 -	41.927	25.445	1:07.372	64.54	6.349	10:34:29.293
2 -	38.663	24.278	1:02.941	69.09	1.918	10:35:32.234
3 -	39.419	24.677	1:04.096	67.84	3.073	10:36:36.330
4 -	37.800	24.196	1:01.996	70.14	0.973	10:37:38.326
5 -	37.006	24.570	1:01.576 (2)	70.62	0.553	10:38:39.902
6 -	37.355	24.596	1:01.951 (3)	70.19	0.928	10:39:41.853
7 -	37.673	24.775	1:02.448	69.63	1.425	10:40:44.301
8 -	37.979	24.737	1:02.716	69.33	1.693	10:41:47.017
9 -	37.853	24.235	1:02.088	70.03	1.065	10:42:49.105
10 -	37.568	24.592	1:02.160	69.95	1.137	10:43:51.265
11 -	37.280	24.763	1:02.043	70.09	1.020	10:44:53.308
12 -	37.132	23.891	1:01.023 (1)	71.26		10:45:54.331

P35 49 R Oliver CHAYTOR			Yamaha R6 -			
IDEAL LAP TIME : 1:01.955		BEST LAP TIME : 1:02.049	DIFFERENCE : 0.094			
LAP	SECTOR 1	SECTOR 2	LAP TIME	MPH	DIFF	TIME OF DAY
1 -	43.717	26.734	1:10.451	61.72	8.402	10:34:38.845
2 -	39.788	25.390	1:05.178	66.71	3.129	10:35:44.023
3 -	38.596	25.331	1:03.927	68.02	1.878	10:36:47.950
4 -	38.856	24.353	1:03.209	68.79	1.160	10:37:51.159
5 -	38.107	24.276	1:02.383 (3)	69.70	0.334	10:38:53.542
6 -	38.249	25.115	1:03.364	68.62	1.315	10:39:56.906
7 -	38.277	25.871	1:04.148	67.79	2.099	10:41:01.054
8 -	37.845	24.694	1:02.539	69.53	0.490	10:42:03.593
9 -	37.963	24.595	1:02.558	69.51	0.509	10:43:06.151
10 -	38.067	25.006	1:03.073	68.94	1.024	10:44:09.224
11 -	37.685	24.364	1:02.049 (1)	70.08		10:45:11.273
12 -	37.679	24.498	1:02.177 (2)	69.93	0.128	10:46:13.450

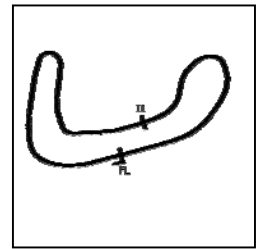
Weather / Track : Cloudy / Dry

Brands Hatch Indy
Circuit Length = 1.2079 miles
Start: 10:32 Flag 10:45 End: 10:46

BMCRC - MRO Championships 2020 - Rnd 1 @ Brands Hatch Indy

BMCRC Thunderbike Sport

QUALIFYING - SECTOR ANALYSIS



SECTOR 1 = FL to I1, SECTOR 2 = I1 to FL, DIFF = Difference To Personal Best Lap, P = Crossed Finish Line in Pit Lane, D = Time Disallowed

P36 272 R Christopher COWAN			Suzuki SV650 - IMP Racing International			
IDEAL LAP TIME : 1:01.762		BEST LAP TIME : 1:02.175	DIFFERENCE : 0.413			
LAP	SECTOR 1	SECTOR 2	LAP TIME	MPH	DIFF	TIME OF DAY
1 -	42.580	25.808	1:08.388	63.58	6.213	10:34:32.383
2 -	38.849	25.288	1:04.137	67.80	1.962	10:35:36.520
3 -	39.091	25.234	1:04.325	67.60	2.150	10:36:40.845
4 -	38.290	25.916	1:04.206	67.72	2.031	10:37:45.051
5 -	38.803	25.232	1:04.035	67.90	1.860	10:38:49.086
6 -	38.957	26.551	1:05.508	66.38	3.333	10:39:54.594
7 -	38.477	25.289	1:03.766	68.19	1.591	10:40:58.360
8 -	38.833	25.162	1:03.995	67.95	1.820	10:42:02.355
9 -	37.937	25.007	1:02.944 (3)	69.08	0.769	10:43:05.299
10 -	38.643	24.393	1:03.036	68.98	0.861	10:44:08.335
11 -	37.888	24.326	1:02.214 (2)	69.89	0.039	10:45:10.549
12 -	37.436	24.739	1:02.175 (1)	69.94		10:46:12.724

P37 139 R Rob MARLEY			Honda CBR600F3 -			
IDEAL LAP TIME : 1:01.816		BEST LAP TIME : 1:02.377	DIFFERENCE : 0.561			
LAP	SECTOR 1	SECTOR 2	LAP TIME	MPH	DIFF	TIME OF DAY
1 -	42.813	27.134	1:09.947	62.16	7.570	10:34:35.276
2 -	40.032	25.766	1:05.798	66.09	3.421	10:35:41.074
3 -	39.680	25.581	1:05.261	66.63	2.884	10:36:46.335
4 -	38.141	25.069	1:03.210	68.79	0.833	10:37:49.545
5 -	38.388	24.684	1:03.072	68.94	0.695	10:38:52.617
6 -	38.272	24.633	1:02.905 (3)	69.12	0.528	10:39:55.522
7 -	38.765	24.603	1:03.368	68.62	0.991	10:40:58.890
8 -	38.906	25.167	1:04.073	67.86	1.696	10:42:02.963
9 -	37.894	24.598	1:02.492 (2)	69.58	0.115	10:43:05.455
10 -	40.006	24.496	1:04.502	67.41	2.125	10:44:09.957
11 -	38.614	25.178	1:03.792	68.16	1.415	10:45:13.749
12 -	38.455	23.922	1:02.377 (1)	69.71		10:46:16.126

P38 41 R Alex MILNE			Suzuki SV650 -			
IDEAL LAP TIME : 1:02.766		BEST LAP TIME : 1:03.284	DIFFERENCE : 0.518			
LAP	SECTOR 1	SECTOR 2	LAP TIME	MPH	DIFF	TIME OF DAY
1 -	44.107	27.900	1:12.007	60.39	8.723	10:34:45.374
2 -	38.440	25.838	1:04.278	67.65	0.994	10:35:49.652
3 -	38.024	25.937	1:03.961 (3)	67.98	0.677	10:36:53.613
4 -	39.073	26.555	1:05.628	66.26	2.344	10:37:59.241
5 -	38.709	26.697	1:05.406	66.48	2.122	10:39:04.647
6 -	39.279	25.022	1:04.301	67.62	1.017	10:40:08.948
7 -	38.215	25.306	1:03.521 (2)	68.45	0.237	10:41:12.469
8 -	38.671	25.930	1:04.601	67.31	1.317	10:42:17.070
9 -	38.542	24.742	1:03.284 (1)	68.71		10:43:20.354

Weather / Track : Cloudy / Dry

Brands Hatch Indy
Circuit Length = 1.2079 miles
Start: 10:32 Flag 10:45 End: 10:46

BMCRC - MRO Championships 2020 - Rnd 1 @ Brands Hatch Indy

BMCRC Thunderbike Sport

QUALIFYING - BEST SECTORS

SECTOR 1			SECTOR 2			IDEAL / BEST COMPARISON						
POS	NO	NAME	TIME	NO	NAME	TIME	POS	NO	NAME	IDEAL	BEST	DIFF
									PERFECT LAP	51.576		
1	12	BLOCH	31.012	961	SIM	20.564	1	961	SIM	51.595	51.595	0.000
2	961	SIM	31.031	90	WATSON	20.994	2	12	BLOCH	52.058	53.314	1.256
3	152	FRICKER	31.644	12	BLOCH	21.046	3	90	WATSON	52.892	53.206	0.314
4	90	WATSON	31.898	84	BRANCO	21.189	4	152	FRICKER	52.904	52.904	0.000
5	198	TOPPING	32.201	191	SEATH	21.213	5	84	BRANCO	53.465	53.663	0.198
6	84	BRANCO	32.276	81	MAY	21.258	6	198	TOPPING	53.564	53.776	0.212
7	133	JOHNSTONE	32.442	152	FRICKER	21.260	7	81	MAY	53.722	53.900	0.178
8	81	MAY	32.464	38	REVELEY	21.304	8	191	SEATH	53.816	53.874	0.058
9	48	WALLIS	32.560	198	TOPPING	21.363	9	133	JOHNSTONE	53.873	54.038	0.165
10	191	SEATH	32.603	133	JOHNSTONE	21.431	10	48	WALLIS	54.045	54.164	0.119
11	661	HARRIS	32.630	48	WALLIS	21.485	11	38	REVELEY	54.297	54.297	0.000
12	351	DIGBY-BAKER	32.788	351	DIGBY-BAKER	21.614	12	351	DIGBY-BAKER	54.402	54.437	0.035
13	38	REVELEY	32.993	75	MAY	21.729	13	661	HARRIS	54.662	54.985	0.323
14	42	MILLER	33.278	51	BEESLEY	21.791	14	51	BEESLEY	55.105	55.555	0.450
15	624	FEDRICK	33.302	42	MILLER	21.999	15	75	MAY	55.161	55.606	0.445
16	51	BEESLEY	33.314	53	BANWELL	22.001	16	42	MILLER	55.277	55.487	0.210
17	75	MAY	33.432	661	HARRIS	22.032	17	22	MAY	55.681	55.681	0.000
18	22	MAY	33.474	22	MAY	22.207	18	624	FEDRICK	55.765	55.802	0.037
19	52	JARMAN	33.643	104	ROBINSON	22.257	19	72	MILLER	56.103	56.103	0.000
20	72	MILLER	33.729	37	WOODS	22.319	20	37	WOODS	56.105	56.497	0.392
21	71	CLUNE	33.785	72	MILLER	22.374	21	52	JARMAN	56.135	56.144	0.009
22	37	WOODS	33.786	143	DAVIE	22.439	22	53	BANWELL	56.449	56.503	0.054
23	999	GULLIFORD	34.420	624	FEDRICK	22.463	23	71	CLUNE	56.452	56.694	0.242
24	40	WILKINSON	34.445	52	JARMAN	22.492	24	40	WILKINSON	56.955	56.955	0.000
25	53	BANWELL	34.448	40	WILKINSON	22.510	25	104	ROBINSON	56.989	56.989	0.000
26	333	STUBBERFIELD	34.548	137	CRAWT	22.554	26	143	DAVIE	57.029	57.029	0.000
27	143	DAVIE	34.590	71	CLUNE	22.667	27	137	CRAWT	57.314	57.314	0.000
28	104	ROBINSON	34.732	187	TREVEIL	22.832	28	333	STUBBERFIELD	57.473	57.473	0.000
29	137	CRAWT	34.760	9	COONEY	22.860	29	999	GULLIFORD	57.547	57.547	0.000
30	9	COONEY	34.850	333	STUBBERFIELD	22.925	30	9	COONEY	57.710	57.951	0.241
31	187	TREVEIL	35.110	999	GULLIFORD	23.127	31	187	TREVEIL	57.942	58.037	0.095
32	21	SHORES	37.006	101	TRIPP	23.502	32	101	TRIPP	1:00.679	1:00.911	0.232
33	101	TRIPP	37.177	21	SHORES	23.891	33	21	SHORES	1:00.897	1:01.023	0.126
34	272	COWAN	37.436	139	MARLEY	23.922	34	272	COWAN	1:01.762	1:02.175	0.413
35	49	CHAYTOR	37.679	49	CHAYTOR	24.276	35	139	MARLEY	1:01.816	1:02.377	0.561
36	139	MARLEY	37.894	272	COWAN	24.326	36	49	CHAYTOR	1:01.955	1:02.049	0.094
37	41	MILNE	38.024	41	MILNE	24.742	37	41	MILNE	1:02.766	1:03.284	0.518
38	26	MAY	45.120				38	46	MORRIS		55.037	
39												

Weather / Track : Cloudy / Dry

Results can be found at www.tsl-timing.com

Brands Hatch Indy
Circuit Length = 1.2079 miles
Start: 10:32 Flag 10:45 End: 10:46

Printed - 10:47 Saturday, 07 March 2020

BMCRC - MRO Championships 2020 - Rnd 1 @ Brands Hatch Indy

BMCRC Thunderbike Sport

QUALIFYING - STATISTICS

Competitors Started 39
Planned Start 2020-03-07 @ 10:30:00.000
Actual Start 2020-03-07 @ 10:32:25.444
Finish Time 2020-03-07 @ 10:45:18.805
Track Length 1.2079mi.
Total Laps 451
Total Distance Covered 544.7834mi.

Session Fastest Lap History

NO	CL	NAME	LAP TIME	TIME OF DAY	LAP	VEHICLE
961		Jack SIM	56.925	10:33:51.562	1	Yamaha R6
152		Elliot FRICKER	56.846	10:33:52.030	1	Honda CBR600
961		Jack SIM	54.905	10:34:46.466	2	Yamaha R6
90		Edward WATSON	54.751	10:35:24.428	2	Yamaha R6
961		Jack SIM	53.031	10:35:39.498	3	Yamaha R6
961		Jack SIM	52.444	10:37:25.198	5	Yamaha R6
961		Jack SIM	51.595	10:38:16.793	6	Yamaha R6

Flag History

TYPE	TIME OF DAY
GREEN	10:32:25.444
FINISH	10:45:18.805

Flag Statistics

TYPE	COUNT	TOTAL LAPS	TOTAL TIME
Green	1	14	13:54.577
Red	0	0	0.000
Safety Car	0	0	0.000
FCY	0	0	0.000

BMCRC - MRO Championships 2020 - Rnd 1 @ Brands Hatch Indy

BMCRC Thunderbike Sport

QUALIFYING - STATISTICS

CLASS :

31 Starters

Fastest Lap History

NO	NAME	LAP TIME	TIME OF DAY	LAP	VEHICLE
961	Jack SIM	56.925	10:33:51.562	1	Yamaha R6
152	Elliot FRICKER	56.846	10:33:52.030	1	Honda CBR600
961	Jack SIM	54.905	10:34:46.466	2	Yamaha R6
90	Edward WATSON	54.751	10:35:24.428	2	Yamaha R6
961	Jack SIM	53.031	10:35:39.498	3	Yamaha R6
961	Jack SIM	52.444	10:37:25.198	5	Yamaha R6
961	Jack SIM	51.595	10:38:16.793	6	Yamaha R6

Weather / Track : Cloudy / Dry

Results can be found at www.tsl-timing.com

Page 2 of 3

Brands Hatch Indy
Circuit Length = 1.2079 miles
Start: 10:32 Flag 10:45 End: 10:46

Printed - 10:47 Saturday, 07 March 2020

BMCRC - MRO Championships 2020 - Rnd 1 @ Brands Hatch Indy

BMCRC Thunderbike Sport

QUALIFYING - STATISTICS

CLASS : R

8 Starters

Fastest Lap History

NO	NAME	LAP TIME	TIME OF DAY	LAP	VEHICLE
999	William GULLIFORD	1:05.006	10:34:09.632	1	Yamaha R6
333	Mark STUBBERFIELD	1:02.193	10:34:09.748	1	Suzuki SV650
333	Mark STUBBERFIELD	1:00.406	10:35:10.154	2	Suzuki SV650
333	Mark STUBBERFIELD	59.647	10:36:09.800	3	Suzuki SV650
53	Tim BANWELL	58.905	10:36:35.494	3	Yamaha R6
53	Tim BANWELL	58.721	10:37:34.215	4	Yamaha R6
53	Tim BANWELL	58.010	10:38:32.226	5	Yamaha R6
53	Tim BANWELL	57.056	10:39:29.281	6	Yamaha R6
53	Tim BANWELL	56.924	10:41:23.778	8	Yamaha R6
53	Tim BANWELL	56.503	10:42:20.281	9	Yamaha R6

Weather / Track : Cloudy / Dry

Results can be found at www.tsl-timing.com

Page 3 of 3

Brands Hatch Indy
Circuit Length = 1.2079 miles
Start: 10:32 Flag 10:45 End: 10:46

Printed - 10:47 Saturday, 07 March 2020

BMCRC - MRO Championships 2020 - Rnd 1 @ Brands Hatch Indy



BMCRC Thunderbike Sport

RACE 5 - GRID (10 Laps)

ROW 14	42		41		40	155	Richard HARRIS				
ROW 13		39	26	Richard MAY	38	41	Alex MILNE	37	139	Rob MARLEY	
ROW 12		36	272	Christopher COWAN	35	49	Oliver CHAYTOR	34	21	Taylor SHORES	
ROW 11			33	101	Glen TRIPP	32	187	David TREVEIL	31	9	Karl COONEY
ROW 10		30	999	William GULLIFORD	29	333	Mark STUBBERFIELD	28	137	Charlie CRAWT	
ROW 9			27	143	Robert DAVIE	26	104	Alex ROBINSON	25	40	Simon WILKINSON
ROW 8		24	71	Colin CLUNE	23	53	Tim BANWELL	22	37	Ricky WOODS	
ROW 7			21	52	Gary JARMAN	20	72	Kevin MILLER	19	624	Matthew FEDRICK
ROW 6		18	22	Matthew MAY	17	75	Stewart MAY	16	51	Paul BEESLEY	
ROW 5			15	42	Scott MILLER	14	46	Jeff MORRIS	13	661	Cameron HARRIS
ROW 4		12	351	Sam DIGBY-BAKER	11	38	James REVELEY	10	48	Shaun WALLIS	
ROW 3			9	133	Carl JOHNSTONE	8	81	Malvern MAY	7	191	James SEATH
ROW 2		6	198	Steven TOPPING	5	84	Ricardo BRANCO	4	12	Cedric BLOCH	
ROW 1			3	90	Edward WATSON	2	152	Elliot FRICKER	1	961	Jack SIM

Pole

Brands Hatch Indy
Circuit Length = 1.2079 miles

These results are provisional until the conclusion of any judicial and technical matters.

Clerk Of Course :	Steward :	Timekeeper :
-------------------	-----------	--------------

Results can be found at www.tsl-timing.com

Printed - 10:48 Saturday, 07 March 2020



BMCRC - MRO Championships 2020 - Rnd 1 @ Brands Hatch Indy



BMCRC Thunderbike Sport

RACE 5 - CLASSIFICATION

POS	NO	CL	PIC NAME	ENTRY	LAPS	TIME	GAP	DIFF	MPH	BEST	ON
1	961		1 Jack SIM	Yamaha R6 - ALLIUM by David stead Landscapes /	10	8:45.797			82.70	51.435	8
2	152		2 Elliot FRICKER	Honda CBR600 - Ride in bike tyres	10	8:48.681	2.884	2.884	82.25	51.713	9
3	90		3 Edward WATSON	Yamaha R6 - Motorsportdays.com TEA Time Racing	10	8:49.291	3.494	0.610	82.15	51.859	5
4	12		4 Cedric BLOCH	Kawasaki ZX6R - Brigit's Group & SDC Performance	10	8:56.302	10.505	7.011	81.08	52.019	6
5	84		5 Ricardo BRANCO	Yamaha R6 - IMP Racing	10	9:01.353	15.556	5.051	80.32	53.180	10
6	48		6 Shaun WALLIS	Yamaha R6 - MBC Despatch Racing	10	9:02.677	16.880	1.324	80.13	52.940	6
7	198		7 Steven TOPPING	Yamaha R6 -	10	9:03.076	17.279	0.399	80.07	53.172	5
8	81		8 Malvern MAY	Honda CBR600RR -	10	9:03.350	17.553	0.274	80.03	53.125	5
9	191		9 James SEATH	Kawasaki ZX6-RR - Ovenden Earthmoving	10	9:09.751	23.954	6.401	79.10	53.420	6
10	133		10 Carl JOHNSTONE	Suzuki GSXR 600 - EDlasia	10	9:10.380	24.583	0.629	79.01	53.833	7
11	351		11 Sam DIGBY-BAKER	Yamaha R6 -	10	9:11.765	25.968	1.385	78.81	53.369	10
12	38		12 James REVELEY	Yamaha R6 - PCN Racing	10	9:12.873	27.076	1.108	78.65	53.543	10
13	661		13 Cameron HARRIS	Suzuki SV650 - HARRIS PERFORMANCE	10	9:12.939	27.142	0.066	78.64	54.180	3
14	104		14 Alex ROBINSON	Honda CBR600RR - Boa	10	9:16.429	30.632	3.490	78.15	53.420	9
15	624		15 Matthew FEDRICK	Yamaha R6 - Matthew Fedrick farriers ltd/TBR perfo	10	9:20.039	34.242	3.610	77.64	54.696	4
16	22		16 Matthew MAY	Honda CBR600F3 - Mays Racing	10	9:20.820	35.023	0.781	77.54	54.662	9
17	72		17 Kevin MILLER	Honda CBR600RR - Mechanical Air Supplies Ltd	10	9:20.986	35.189	0.166	77.51	54.232	9
18	75		18 Stewart MAY	Honda CBR600F3 - Too Many Mays Racing	10	9:21.046	35.249	0.060	77.50	54.543	7
19	42		19 Scott MILLER	Yamaha R6 - Autoenhance colchester	10	9:22.213	36.416	1.167	77.34	54.538	9
20	155		20 Richard HARRIS	Suzuki SV650 - HP Racing	10	9:22.539	36.742	0.326	77.30	54.523	9
21	51		21 Paul BEESLEY	Yamaha R6 -	10	9:22.673	36.876	0.134	77.28	54.485	9
22	71		22 Colin CLUNE	Suzuki SV650 -	10	9:33.098	47.301	10.425	75.87	56.024	10
23	137		23 Charlie CRAWT	Honda CBR600F - BD Racing	9	8:46.048	1 Lap	1 Lap	74.39	56.714	9
24	40		24 Simon WILKINSON	Suzuki SV650 - S P Wilkinson Engineering Ltd	9	8:47.645	1 Lap	1.597	74.17	57.312	9
25	37		25 Ricky WOODS	Suzuki GSXR 600 - T & S Vehicle Repairs	9	8:48.238	1 Lap	0.593	74.09	56.283	2
26	143		26 Robert DAVIE	Suzuki SV650 -	9	8:48.349	1 Lap	0.111	74.07	57.355	8
27	187		27 David TREVEIL	Yamaha YZF R6 -	9	8:51.631	1 Lap	3.282	73.61	57.108	9
28	333	R	1 Mark STUBBERFIELD	Suzuki SV650 -	9	8:57.421	1 Lap	5.790	72.82	58.074	3
29	999	R	2 William GULLIFORD	Yamaha R6 -	9	9:06.352	1 Lap	8.931	71.63	57.385	8
30	101		28 Glen TRIPP	Honda CBR 600FW - yaki too racing	9	9:06.445	1 Lap	0.093	71.62	58.232	9
31	9		29 Karl COONEY	Kawasaki ZXR400 L5 - Ediasia	9	9:06.563	1 Lap	0.118	71.60	58.305	2
32	21	R	3 Taylor SHORES	Yamaha R6 -	9	9:07.126	1 Lap	0.563	71.53	57.904	9
33	272	R	4 Christopher COWAN	Suzuki SV650 - IMP Racing International	9	9:19.173	1 Lap	12.047	69.99	1:00.001	9
34	139	R	5 Rob MARLEY	Honda CBR600F3 -	9	9:19.601	1 Lap	0.428	69.93	59.374	9
35	49	R	6 Oliver CHAYTOR	Yamaha R6 -	9	9:21.528	1 Lap	1.927	69.69	59.977	9
36	41	R	7 Alex MILNE	Suzuki SV650 -	9	9:22.737	1 Lap	1.209	69.54	59.861	8

NOT CLASSIFIED

DNF	46		Jeff MORRIS	Suzuki SV650 -	6	5:35.659	4 Laps	3 Laps	77.73	54.477	3
DQ	53	R	Tim BANWELL	Yamaha R6 - Steve Jordan Motorcycles	0						

FASTEST LAP

961		Jack SIM	Yamaha R6 - ALLIUM by David stead Landscapes /	8	51.435	84.54 mph	136.06 kph
999	R	William GULLIFORD	Yamaha R6 -	8	57.385	75.77 mph	121.95 kph

No. 53 - Disqualified for failing post race technical inspection

Class - 92.5% of Race Speed = 76.49 mph

Class R - 92.5% of Race Speed = 67.35 mph

Brands Hatch Indy

Circuit Length = 1.2079 miles

Start: 13:44 Flag 13:53 End: 13:53

Weather / Track : Cloudy / Dry

These results are provisional until the conclusion of any judicial and technical matters.

Clerk Of Course :	Steward :	Timekeeper :

Results can be found at www.tsl-timing.com

Printed - 14:32 Saturday, 07 March 2020



BMCRC - MRO Championships 2020 - Rnd 1 @ Brands Hatch Indy

BMCRC Thunderbike Sport

RACE 5 - LAP CHART

LAP 1 @ 13:45:15.114		
NO	BEHIND	LAP TIME

961		57.576
152	0.424	58.000
90	1.063	58.639
84	1.386	58.962
191	1.794	59.370
198	1.936	59.512
81	2.784	1:00.360
12	2.884	1:00.460
48	3.037	1:00.613
661	3.747	1:01.323
46	4.065	1:01.641
133	4.205	1:01.781
351	4.530	1:02.106
22	5.494	1:03.070
624	5.721	1:03.297
42	5.979	1:03.555
75	6.124	1:03.700
38	6.297	1:03.873
51	6.490	1:04.066
72	6.904	1:04.480
155	7.102	1:04.678
104	7.385	1:04.961
37	7.963	1:05.539
71	8.450	1:06.026
53	8.511	1:06.087
137	8.874	1:06.450
40	10.015	1:07.591
143	10.257	1:07.833
9	10.833	1:08.409
187	11.846	1:09.422
101	12.391	1:09.967
333	12.570	1:10.146
21	13.708	1:11.284
272	14.030	1:11.606
999	14.683	1:12.259
139	15.081	1:12.657
49	16.250	1:13.826
41	16.894	1:14.470

LAP 2 @ 13:46:08.106		
NO	BEHIND	LAP TIME

961		52.992
152	0.572	53.140
90	0.701	52.630
84	2.402	54.008
198	2.747	53.803
191	3.234	54.432
12	3.352	53.460
81	3.414	53.622
48	4.043	53.998
661	5.310	54.555
133	5.609	54.396
46	6.176	55.103
351	6.814	55.276
624	8.036	55.307
22	8.245	55.743
42	8.602	55.615
75	8.744	55.612
38	8.836	55.531
51	9.487	55.989
155	9.872	55.762
72	10.257	56.345

104	10.523	56.130
37	11.254	56.283
71	11.889	56.431
53	12.153	56.634
137	13.522	57.640
40	14.359	57.336
143	14.669	57.404
9	16.146	58.305
187	17.620	58.766
333	18.164	58.586
101	20.324	1:00.925
272	22.194	1:01.156
21	22.378	1:01.662
999	22.881	1:01.190
139	23.237	1:01.148
49	25.343	1:02.085
41	25.987	1:02.085

LAP 3 @ 13:47:00.130		
NO	BEHIND	LAP TIME

961		52.024
152	0.782	52.234
90	0.850	52.173
84	4.174	53.796
12	4.254	52.926
198	4.578	53.855
81	5.368	53.978
191	5.786	54.576
48	5.869	53.850
661	7.466	54.180
133	7.886	54.301
46	8.629	54.477
351	8.728	53.938
624	10.981	54.969
38	11.955	55.143
22	12.127	55.906
42	12.532	55.954
75	12.733	56.013
155	12.867	55.019
51	13.222	55.759
72	13.549	55.316
104	13.694	55.195
71	16.328	56.463
53	17.041	56.912
37	17.258	58.028
137	19.553	58.055
40	20.126	57.791
143	20.381	57.736
9	23.014	58.892
187	23.529	57.933
333	24.214	58.074
101	29.302	1:01.002
21	30.933	1:00.579
999	31.301	1:00.444
272	31.810	1:01.640
139	32.011	1:00.798
49	34.757	1:01.438
41	35.342	1:01.379

LAP 4 @ 13:47:51.709		
NO	BEHIND	LAP TIME

961		51.579
152	1.181	51.978
90	1.553	52.282

12	5.261	52.586
84	6.175	53.580
198	6.720	53.721
81	7.442	53.653
48	7.818	53.528
191	8.389	54.182
661	10.144	54.257
133	10.422	54.115
46	11.657	54.607
351	11.731	54.582
624	14.098	54.696
38	14.820	54.444
42	16.410	55.457
22	16.615	56.067
75	16.905	55.751
155	17.050	55.762
51	17.453	55.810
104	17.543	55.428
72	17.931	55.961
71	21.029	56.280
53	21.231	55.769
37	24.597	58.918
137	25.272	57.298
40	26.102	57.555
143	26.296	57.494
187	30.138	58.188
333	30.857	58.222
9	32.066	1:00.631
101	37.990	1:00.267
999	38.474	58.752
21	39.555	1:00.201
272	42.568	1:02.337
139	42.864	1:02.432
49	44.060	1:00.882
41	45.016	1:01.253

LAP 5 @ 13:48:43.227		
NO	BEHIND	LAP TIME

961		51.518
152	1.642	51.979
90	1.894	51.859
12	5.915	52.172
84	8.273	53.616
198	8.374	53.172
81	9.049	53.125
48	9.751	53.451
191	11.088	54.217
661	13.235	54.609
133	13.585	54.681
351	13.840	53.627
46	14.878	54.739
38	17.258	53.956
624	17.618	55.038
42	20.064	55.172
22	20.362	55.265
75	20.425	55.038
104	20.595	54.570
155	21.170	55.638
51	21.422	55.487
72	21.638	55.225
71	25.972	56.461
53	26.221	56.508
37	31.284	58.205
137	31.469	57.715
40	32.132	57.548

143	32.283	57.505
187	36.272	57.652
333	37.790	58.451
9	39.901	59.353
101	46.415	59.943
999	47.271	1:00.315
21	47.499	59.462

LAP 6 @ 13:49:35.035		
NO	BEHIND	LAP TIME

961		51.808
272	1 Lap	1:00.858
139	1 Lap	1:01.329
49	1 Lap	1:00.939
152	2.178	52.344
90	2.240	52.154
41	1 Lap	1:01.165
12	6.126	52.019
84	9.978	53.513
198	10.192	53.626
81	10.645	53.404
48	10.883	52.940
191	12.700	53.420
661	15.626	54.199
133	15.889	54.112
351	16.065	54.033
46	18.162	55.092
38	19.811	54.361
624	21.179	55.369
22	23.883	55.329
42	24.099	55.843
104	24.174	55.387
75	24.316	55.699
155	24.775	55.413
72	25.114	55.284
51	25.335	55.721
53	30.301	55.888
71	30.535	56.371
137	36.692	57.031
37	37.669	58.193
40	38.094	57.770
143	38.339	57.864
187	42.118	57.654
333	44.394	58.412
9	48.247	1:00.154

LAP 7 @ 13:50:27.271		
NO	BEHIND	LAP TIME

961		52.236
101	1 Lap	58.861
999	1 Lap	58.133
21	1 Lap	58.395
152	2.398	52.456
90	2.937	52.933
12	7.223	53.333
272	1 Lap	1:01.481
139	1 Lap	1:00.888
49	1 Lap	1:00.948
41	1 Lap	1:00.866
84	11.696	53.954
198	11.932	53.976
48	12.349	53.702
81	12.412	54.003
191	14.188	53.724

133	17.486	53.833
351	18.056	54.227
661	18.258	54.868
38	21.410	53.835
624	23.869	54.926
104	25.580	53.642
75	26.623	54.543
22	26.690	55.043
42	27.067	55.204
155	27.407	54.868
72	27.918	55.040
51	28.267	55.168
53	33.926	55.861
71	34.987	56.688
137	42.066	57.610
40	43.186	57.328
37	43.570	58.137
143	43.806	57.703
187	47.110	57.228
333	50.687	58.529

LAP 8 @ 13:51:18.706		
NO	BEHIND	LAP TIME

961		51.435
152	3.751	52.788
90	3.889	52.387
9	1 Lap	1:00.151
999	1 Lap	58.383
12	8.355	52.567
101	1 Lap	58.834
21	1 Lap	58.821
84	13.749	53.488
198	14.197	53.700
48	14.703	53.789
81	14.795	53.818
272	1 Lap	1:00.013
139	1 Lap	1:00.842
191	19.244	56.491
49	1 Lap	1:01.040
133	20.415	54.364
351	20.557	53.936
41	1 Lap	1:01.287
661	21.491	54.668
38	23.879	53.904
104	27.951	53.806
624	28.378	55.944
22	30.141	54.886
75	30.206	55.018
72	31.121	54.638
42	31.247	55.615
51	31.668	54.836
155	31.726	55.754
53	38.017	55.526
71	39.639	56.087
137	48.166	57.535
40	49.165	57.414
37	49.394	57.259
143	49.726	57.355

LAP 9 @ 13:52:10.699		
NO	BEHIND	LAP TIME

961		51.993
187	1 Lap	57.680
152	3.471	51.713

Brands Hatch Indy
 Circuit Length = 1.2079 miles
 Start: 13:44 Flag 13:53 End: 13:53

Weather / Track : Cloudy / Dry

BMCRC - MRO Championships 2020 - Rnd 1 @ Brands Hatch Indy

BMCRC Thunderbike Sport

RACE 5 - LAP CHART

90	4.171	52.275	155	36.742	55.122
333	1 Lap	58.206	51	36.876	55.352
12	9.210	52.848	41	1 Lap	1:00.371
9	1 Lap	1:00.220	53	45.842	55.748
999	1 Lap	57.385	71	47.301	56.024
84	15.012	53.256			
101	1 Lap	58.414			
198	15.508	53.304			
48	15.823	53.113			
21	1 Lap	58.818			
81	16.181	53.379			
191	22.590	55.339			
133	23.106	54.684			
661	25.152	55.654			
351	25.235	56.671			
272	1 Lap	1:00.081			
38	26.169	54.283			
139	1 Lap	1:00.133			
49	1 Lap	1:00.393			
41	1 Lap	59.861			
104	29.378	53.420			
624	31.509	55.124			
22	32.810	54.662			
75	32.936	54.723			
72	33.360	54.232			
42	33.792	54.538			
51	34.160	54.485			
155	34.256	54.523			
53	42.730	56.706			
71	43.913	56.267			

LAP 10 @ 13:53:03.335

NO	BEHIND	LAP TIME
961		52.636
137	1 Lap	56.714
40	1 Lap	57.312
37	1 Lap	57.676
143	1 Lap	57.455
152	2.884	52.049
90	3.494	51.959
187	1 Lap	57.108
12	10.505	53.931
333	1 Lap	58.795
84	15.556	53.180
48	16.880	53.693
198	17.279	54.407
81	17.553	54.008
999	1 Lap	59.491
101	1 Lap	58.232
9	1 Lap	1:00.448
21	1 Lap	57.904
191	23.954	54.000
133	24.583	54.113
351	25.968	53.369
38	27.076	53.543
661	27.142	54.626
104	30.632	53.890
272	1 Lap	1:00.001
139	1 Lap	59.374
624	34.242	55.369
22	35.023	54.849
72	35.189	54.465
75	35.249	54.949
49	1 Lap	59.977
42	36.416	55.260

Weather / Track : Cloudy / Dry

BMCRC - MRO Championships 2020 - Rnd 1 @ Brands Hatch Indy

BMCRC Thunderbike Sport

RACE 5 - SECTOR ANALYSIS



SECTOR 1 = FL to I1, SECTOR 2 = I1 to FL, DIFF = Difference To Personal Best Lap, P = Crossed Finish Line in Pit Lane, D = Time Disallowed

P1 961		Jack SIM		Yamaha R6 - ALLIUM by David stead Landscapes / Platform Lifi			
IDEAL LAP TIME : 51.199		BEST LAP TIME : 51.435		DIFFERENCE : 0.236			
LAP	SECTOR 1	SECTOR 2	LAP TIME	MPH	DIFF	TIME OF DAY	
1 -		21.379	57.576	75.52	6.141	13:45:15.114	
2 -	32.032	20.960	52.992	82.06	1.557	13:46:08.106	
3 -	31.229	20.795	52.024	83.58	0.589	13:47:00.130	
4 -	31.003	20.576	51.579 (3)	84.30	0.144	13:47:51.709	
5 -	30.789	20.729	51.518 (2)	84.40	0.083	13:48:43.227	
6 -	30.729	21.079	51.808	83.93	0.373	13:49:35.035	
7 -	31.197	21.039	52.236	83.24	0.801	13:50:27.271	
8 -	30.965	20.470	51.435 (1)	84.54		13:51:18.706	
9 -	31.052	20.941	51.993	83.63	0.558	13:52:10.699	
10 -	31.528	21.108	52.636	82.61	1.201	13:53:03.335	

P2 152		Elliot FRICKER		Honda CBR600 - Ride in bike tyres			
IDEAL LAP TIME : 51.502		BEST LAP TIME : 51.713		DIFFERENCE : 0.211			
LAP	SECTOR 1	SECTOR 2	LAP TIME	MPH	DIFF	TIME OF DAY	
1 -		21.529	58.000	74.97	6.287	13:45:15.538	
2 -	31.927	21.213	53.140	81.83	1.427	13:46:08.678	
3 -	31.267	20.967	52.234	83.25	0.521	13:47:00.912	
4 -	31.043	20.935	51.978 (2)	83.66	0.265	13:47:52.890	
5 -	31.121	20.858	51.979 (3)	83.66	0.266	13:48:44.869	
6 -	31.223	21.121	52.344	83.07	0.631	13:49:37.213	
7 -	31.603	20.853	52.456	82.90	0.743	13:50:29.669	
8 -	31.599	21.189	52.788	82.37	1.075	13:51:22.457	
9 -	30.826	20.887	51.713 (1)	84.09		13:52:14.170	
10 -	31.373	20.676	52.049	83.54	0.336	13:53:06.219	

P3 90		Edward WATSON		Yamaha R6 - Motorsportdays.com TEA Time Racing			
IDEAL LAP TIME : 51.677		BEST LAP TIME : 51.859		DIFFERENCE : 0.182			
LAP	SECTOR 1	SECTOR 2	LAP TIME	MPH	DIFF	TIME OF DAY	
1 -		21.016	58.639	74.15	6.780	13:45:16.177	
2 -	31.845	20.785	52.630	82.62	0.771	13:46:08.807	
3 -	31.534	20.639	52.173	83.34	0.314	13:47:00.980	
4 -	31.549	20.733	52.282	83.17	0.423	13:47:53.262	
5 -	31.352	20.507	51.859 (1)	83.85		13:48:45.121	
6 -	31.170	20.984	52.154 (3)	83.38	0.295	13:49:37.275	
7 -	32.281	20.652	52.933	82.15	1.074	13:50:30.208	
8 -	31.739	20.648	52.387	83.00	0.528	13:51:22.595	
9 -	31.281	20.994	52.275	83.18	0.416	13:52:14.870	
10 -	31.393	20.566	51.959 (2)	83.69	0.100	13:53:06.829	

P4 12		Cedric BLOCH		Kawasaki ZX6R - Brigit's Group & SDC Performance			
IDEAL LAP TIME : 51.885		BEST LAP TIME : 52.019		DIFFERENCE : 0.134			
LAP	SECTOR 1	SECTOR 2	LAP TIME	MPH	DIFF	TIME OF DAY	
1 -		21.561	1:00.460	71.92	8.441	13:45:17.998	
2 -	32.722	20.738	53.460	81.34	1.441	13:46:11.458	
3 -	31.615	21.311	52.926	82.16	0.907	13:47:04.384	
4 -	31.759	20.827	52.586	82.69	0.567	13:47:56.970	
5 -	31.363	20.809	52.172 (2)	83.35	0.153	13:48:49.142	
6 -	31.147	20.872	52.019 (1)	83.59		13:49:41.161	
7 -	31.867	21.466	53.333	81.53	1.314	13:50:34.494	
8 -	31.327	21.240	52.567 (3)	82.72	0.548	13:51:27.061	
9 -	31.732	21.116	52.848	82.28	0.829	13:52:19.909	
10 -	32.134	21.797	53.931	80.63	1.912	13:53:13.840	

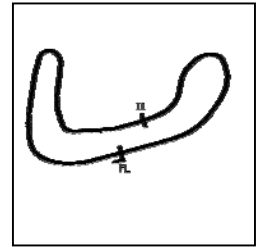
Weather / Track : Cloudy / Dry

Brands Hatch Indy
Circuit Length = 1.2079 miles
Start: 13:44 Flag 13:53 End: 13:53

BMCRC - MRO Championships 2020 - Rnd 1 @ Brands Hatch Indy

BMCRC Thunderbike Sport

RACE 5 - SECTOR ANALYSIS



SECTOR 1 = FL to I1, SECTOR 2 = I1 to FL, DIFF = Difference To Personal Best Lap, P = Crossed Finish Line in Pit Lane, D = Time Disallowed

P5 84		Ricardo BRANCO		Yamaha R6 - IMP Racing		
IDEAL LAP TIME : 53.086		BEST LAP TIME : 53.180		DIFFERENCE : 0.094		
LAP	SECTOR 1	SECTOR 2	LAP TIME	MPH	DIFF	TIME OF DAY
1 -		21.708	58.962	73.75	5.782	13:45:16.500
2 -	32.640	21.368	54.008	80.51	0.828	13:46:10.508
3 -	32.436	21.360	53.796	80.83	0.616	13:47:04.304
4 -	32.376	21.204	53.580	81.16	0.400	13:47:57.884
5 -	32.213	21.403	53.616	81.10	0.436	13:48:51.500
6 -	32.276	21.237	53.513	81.26	0.333	13:49:45.013
7 -	32.781	21.173	53.954	80.59	0.774	13:50:38.967
8 -	32.354	21.134	53.488 (3)	81.30	0.308	13:51:32.455
9 -	31.978	21.278	53.256 (2)	81.65	0.076	13:52:25.711
10 -	32.072	21.108	53.180 (1)	81.77		13:53:18.891

P6 48		Shaun WALLIS		Yamaha R6 - MBC Despatch Racing		
IDEAL LAP TIME : 52.850		BEST LAP TIME : 52.940		DIFFERENCE : 0.090		
LAP	SECTOR 1	SECTOR 2	LAP TIME	MPH	DIFF	TIME OF DAY
1 -		21.447	1:00.613	71.74	7.673	13:45:18.151
2 -	32.918	21.080	53.998	80.53	1.058	13:46:12.149
3 -	32.683	21.167	53.850	80.75	0.910	13:47:05.999
4 -	32.303	21.225	53.528	81.23	0.588	13:47:59.527
5 -	32.332	21.119	53.451 (3)	81.35	0.511	13:48:52.978
6 -	31.961	20.979	52.940 (1)	82.14		13:49:45.918
7 -	32.482	21.220	53.702	80.97	0.762	13:50:39.620
8 -	32.900	20.889	53.789	80.84	0.849	13:51:33.409
9 -	31.998	21.115	53.113 (2)	81.87	0.173	13:52:26.522
10 -	32.623	21.070	53.693	80.99	0.753	13:53:20.215

P7 198		Steven TOPPING		Yamaha R6 -		
IDEAL LAP TIME : 52.885		BEST LAP TIME : 53.172		DIFFERENCE : 0.287		
LAP	SECTOR 1	SECTOR 2	LAP TIME	MPH	DIFF	TIME OF DAY
1 -		21.155	59.512	73.07	6.340	13:45:17.050
2 -	32.450	21.353	53.803	80.82	0.631	13:46:10.853
3 -	32.766	21.089	53.855	80.74	0.683	13:47:04.708
4 -	32.540	21.181	53.721	80.94	0.549	13:47:58.429
5 -	32.002	21.170	53.172 (1)	81.78		13:48:51.601
6 -	32.571	21.055	53.626 (3)	81.09	0.454	13:49:45.227
7 -	32.594	21.382	53.976	80.56	0.804	13:50:39.203
8 -	32.817	20.883	53.700	80.97	0.528	13:51:32.903
9 -	32.304	21.000	53.304 (2)	81.58	0.132	13:52:26.207
10 -	33.050	21.357	54.407	79.92	1.235	13:53:20.614

P8 81		Malvern MAY		Honda CBR600RR -		
IDEAL LAP TIME : 52.967		BEST LAP TIME : 53.125		DIFFERENCE : 0.158		
LAP	SECTOR 1	SECTOR 2	LAP TIME	MPH	DIFF	TIME OF DAY
1 -		21.609	1:00.360	72.04	7.235	13:45:17.898
2 -	32.367	21.255	53.622	81.09	0.497	13:46:11.520
3 -	32.874	21.104	53.978	80.56	0.853	13:47:05.498
4 -	32.436	21.217	53.653	81.05	0.528	13:47:59.151
5 -	32.096	21.029	53.125 (1)	81.85		13:48:52.276
6 -	32.232	21.172	53.404 (3)	81.42	0.279	13:49:45.680
7 -	32.468	21.535	54.003	80.52	0.878	13:50:39.683
8 -	32.657	21.161	53.818	80.80	0.693	13:51:33.501
9 -	31.938	21.441	53.379 (2)	81.46	0.254	13:52:26.880
10 -	32.578	21.430	54.008	80.51	0.883	13:53:20.888

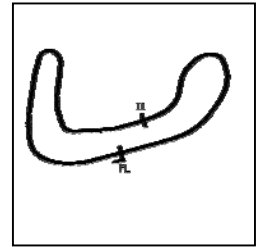
Weather / Track : Cloudy / Dry

Brands Hatch Indy
Circuit Length = 1.2079 miles
Start: 13:44 Flag 13:53 End: 13:53

BMCRC - MRO Championships 2020 - Rnd 1 @ Brands Hatch Indy

BMCRC Thunderbike Sport

RACE 5 - SECTOR ANALYSIS



SECTOR 1 = FL to I1, SECTOR 2 = I1 to FL, DIFF = Difference To Personal Best Lap, P = Crossed Finish Line in Pit Lane, D = Time Disallowed

P9 191		James SEATH		Kawasaki ZX6-RR - Ovenden Earthmoving			
IDEAL LAP TIME : 53.420		BEST LAP TIME : 53.420		DIFFERENCE : 0.000			
LAP	SECTOR 1	SECTOR 2	LAP TIME	MPH	DIFF	TIME OF DAY	
1 -		21.315	59.370	73.24	5.950	13:45:16.908	
2 -	33.019	21.413	54.432	79.89	1.012	13:46:11.340	
3 -	33.305	21.271	54.576	79.67	1.156	13:47:05.916	
4 -	32.876	21.306	54.182	80.25	0.762	13:48:00.098	
5 -	32.715	21.502	54.217	80.20	0.797	13:48:54.315	
6 -	32.265	21.155	53.420 (1)	81.40		13:49:47.735	
7 -	32.556	21.168	53.724 (2)	80.94	0.304	13:50:41.459	
8 -	33.650	22.841	56.491	76.97	3.071	13:51:37.950	
9 -	33.873	21.466	55.339	78.58	1.919	13:52:33.289	
10 -	32.661	21.339	54.000 (3)	80.52	0.580	13:53:27.289	

P10 133		Carl JOHNSTONE		Suzuki GSXR 600 - EDIasia			
IDEAL LAP TIME : 53.797		BEST LAP TIME : 53.833		DIFFERENCE : 0.036			
LAP	SECTOR 1	SECTOR 2	LAP TIME	MPH	DIFF	TIME OF DAY	
1 -		21.899	1:01.781	70.38	7.948	13:45:19.319	
2 -	32.690	21.706	54.396	79.94	0.563	13:46:13.715	
3 -	32.444	21.857	54.301	80.08	0.468	13:47:08.016	
4 -	32.486	21.629	54.115	80.35	0.282	13:48:02.131	
5 -	32.865	21.816	54.681	79.52	0.848	13:48:56.812	
6 -	32.294	21.818	54.112 (2)	80.36	0.279	13:49:50.924	
7 -	32.168	21.665	53.833 (1)	80.77		13:50:44.757	
8 -	32.366	21.998	54.364	79.99	0.531	13:51:39.121	
9 -	33.054	21.630	54.684	79.52	0.851	13:52:33.805	
10 -	32.394	21.719	54.113 (3)	80.36	0.280	13:53:27.918	

P11 351		Sam DIGBY-BAKER		Yamaha R6 -			
IDEAL LAP TIME : 53.369		BEST LAP TIME : 53.369		DIFFERENCE : 0.000			
LAP	SECTOR 1	SECTOR 2	LAP TIME	MPH	DIFF	TIME OF DAY	
1 -		21.973	1:02.106	70.01	8.737	13:45:19.644	
2 -	33.410	21.866	55.276	78.67	1.907	13:46:14.920	
3 -	32.542	21.396	53.938	80.62	0.569	13:47:08.858	
4 -	33.181	21.401	54.582	79.67	1.213	13:48:03.440	
5 -	32.135	21.492	53.627 (2)	81.08	0.258	13:48:57.067	
6 -	32.605	21.428	54.033	80.48	0.664	13:49:51.100	
7 -	32.830	21.397	54.227	80.19	0.858	13:50:45.327	
8 -	32.507	21.429	53.936 (3)	80.62	0.567	13:51:39.263	
9 -	34.089	22.582	56.671	76.73	3.302	13:52:35.934	
10 -	31.999	21.370	53.369 (1)	81.48		13:53:29.303	

P12 38		James REVELEY		Yamaha R6 - PCN Racing			
IDEAL LAP TIME : 53.188		BEST LAP TIME : 53.543		DIFFERENCE : 0.355			
LAP	SECTOR 1	SECTOR 2	LAP TIME	MPH	DIFF	TIME OF DAY	
1 -		22.586	1:03.873	68.08	10.330	13:45:21.411	
2 -	33.555	21.976	55.531	78.30	1.988	13:46:16.942	
3 -	33.362	21.781	55.143	78.86	1.600	13:47:12.085	
4 -	33.083	21.361	54.444	79.87	0.901	13:48:06.529	
5 -	32.533	21.423	53.956	80.59	0.413	13:49:00.485	
6 -	32.881	21.480	54.361	79.99	0.818	13:49:54.846	
7 -	32.678	21.157	53.835 (2)	80.77	0.292	13:50:48.681	
8 -	32.670	21.234	53.904 (3)	80.67	0.361	13:51:42.585	
9 -	32.700	21.583	54.283	80.10	0.740	13:52:36.868	
10 -	32.031	21.512	53.543 (1)	81.21		13:53:30.411	

Weather / Track : Cloudy / Dry

Brands Hatch Indy
Circuit Length = 1.2079 miles
Start: 13:44 Flag 13:53 End: 13:53

BMCRC - MRO Championships 2020 - Rnd 1 @ Brands Hatch Indy

BMCRC Thunderbike Sport

RACE 5 - SECTOR ANALYSIS



SECTOR 1 = FL to I1, SECTOR 2 = I1 to FL, DIFF = Difference To Personal Best Lap, P = Crossed Finish Line in Pit Lane, D = Time Disallowed

P13 661		Cameron HARRIS		Suzuki SV650 - HARRIS PERFORMANCE		
IDEAL LAP TIME : 54.179		BEST LAP TIME : 54.180		DIFFERENCE : 0.001		
LAP	SECTOR 1	SECTOR 2	LAP TIME	MPH	DIFF	TIME OF DAY
1 -		22.102	1:01.323	70.91	7.143	13:45:18.861
2 -	32.767	21.788	54.555	79.71	0.375	13:46:13.416
3 -	32.462	21.718	54.180 (1)	80.26		13:47:07.596
4 -	32.508	21.749	54.257 (3)	80.14	0.077	13:48:01.853
5 -	32.579	22.030	54.609	79.63	0.429	13:48:56.462
6 -	32.482	21.717	54.199 (2)	80.23	0.019	13:49:50.661
7 -	32.894	21.974	54.868	79.25	0.688	13:50:45.529
8 -	32.654	22.014	54.668	79.54	0.488	13:51:40.197
9 -	33.503	22.151	55.654	78.13	1.474	13:52:35.851
10 -	32.752	21.874	54.626	79.60	0.446	13:53:30.477

P14 104		Alex ROBINSON		Honda CBR600RR - Boa		
IDEAL LAP TIME : 53.261		BEST LAP TIME : 53.420		DIFFERENCE : 0.159		
LAP	SECTOR 1	SECTOR 2	LAP TIME	MPH	DIFF	TIME OF DAY
1 -		22.381	1:04.961	66.94	11.541	13:45:22.499
2 -	34.179	21.951	56.130	77.47	2.710	13:46:18.629
3 -	33.775	21.420	55.195	78.78	1.775	13:47:13.824
4 -	33.441	21.987	55.428	78.45	2.008	13:48:09.252
5 -	33.024	21.546	54.570	79.68	1.150	13:49:03.822
6 -	33.365	22.022	55.387	78.51	1.967	13:49:59.209
7 -	32.543	21.099	53.642 (2)	81.06	0.222	13:50:52.851
8 -	32.191	21.615	53.806 (3)	80.82	0.386	13:51:46.657
9 -	32.350	21.070	53.420 (1)	81.40		13:52:40.077
10 -	32.750	21.140	53.890	80.69	0.470	13:53:33.967

P15 624		Matthew FEDRICK		Yamaha R6 - Matthew Fedrick farriers ltd/TBR performance		
IDEAL LAP TIME : 54.678		BEST LAP TIME : 54.696		DIFFERENCE : 0.018		
LAP	SECTOR 1	SECTOR 2	LAP TIME	MPH	DIFF	TIME OF DAY
1 -		22.491	1:03.297	68.70	8.601	13:45:20.835
2 -	33.044	22.263	55.307	78.62	0.611	13:46:16.142
3 -	32.827	22.142	54.969 (3)	79.11	0.273	13:47:11.111
4 -	32.821	21.875	54.696 (1)	79.50		13:48:05.807
5 -	32.856	22.182	55.038	79.01	0.342	13:49:00.845
6 -	33.420	21.949	55.369	78.53	0.673	13:49:56.214
7 -	32.803	22.123	54.926 (2)	79.17	0.230	13:50:51.140
8 -	33.347	22.597	55.944	77.73	1.248	13:51:47.084
9 -	33.188	21.936	55.124	78.88	0.428	13:52:42.208
10 -	33.181	22.188	55.369	78.53	0.673	13:53:37.577

P16 22		Matthew MAY		Honda CBR600F3 - Mays Racing		
IDEAL LAP TIME : 54.579		BEST LAP TIME : 54.662		DIFFERENCE : 0.083		
LAP	SECTOR 1	SECTOR 2	LAP TIME	MPH	DIFF	TIME OF DAY
1 -		22.435	1:03.070	68.94	8.408	13:45:20.608
2 -	33.529	22.214	55.743	78.01	1.081	13:46:16.351
3 -	33.547	22.359	55.906	77.78	1.244	13:47:12.257
4 -	34.013	22.054	56.067	77.56	1.405	13:48:08.324
5 -	33.396	21.869	55.265	78.68	0.603	13:49:03.589
6 -	33.041	22.288	55.329	78.59	0.667	13:49:58.918
7 -	33.160	21.883	55.043	79.00	0.381	13:50:53.961
8 -	32.965	21.921	54.886 (3)	79.22	0.224	13:51:48.847
9 -	32.710	21.952	54.662 (1)	79.55		13:52:43.509
10 -	32.710	22.139	54.849 (2)	79.28	0.187	13:53:38.358

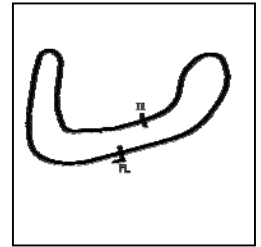
Weather / Track : Cloudy / Dry

Brands Hatch Indy
Circuit Length = 1.2079 miles
Start: 13:44 Flag 13:53 End: 13:53

BMCRC - MRO Championships 2020 - Rnd 1 @ Brands Hatch Indy

BMCRC Thunderbike Sport

RACE 5 - SECTOR ANALYSIS



SECTOR 1 = FL to I1, SECTOR 2 = I1 to FL, DIFF = Difference To Personal Best Lap, P = Crossed Finish Line in Pit Lane, D = Time Disallowed

P17 72		Kevin MILLER		Honda CBR600RR - Mechanical Air Supplies Ltd			
IDEAL LAP TIME : 54.143		BEST LAP TIME : 54.232		DIFFERENCE : 0.089			
LAP	SECTOR 1	SECTOR 2	LAP TIME	MPH	DIFF	TIME OF DAY	
1 -		22.667	1:04.480	67.44	10.248	13:45:22.018	
2 -	34.223	22.122	56.345	77.17	2.113	13:46:18.363	
3 -	33.539	21.777	55.316	78.61	1.084	13:47:13.679	
4 -	33.814	22.147	55.961	77.70	1.729	13:48:09.640	
5 -	33.317	21.908	55.225	78.74	0.993	13:49:04.865	
6 -	33.367	21.917	55.284	78.65	1.052	13:50:00.149	
7 -	33.008	22.032	55.040	79.00	0.808	13:50:55.189	
8 -	32.719	21.919	54.638 (3)	79.58	0.406	13:51:49.827	
9 -	32.543	21.689	54.232 (1)	80.18		13:52:44.059	
10 -	32.454	22.011	54.465 (2)	79.84	0.233	13:53:38.524	

P18 75		Stewart MAY		Honda CBR600F3 - Too Many Mays Racing			
IDEAL LAP TIME : 54.346		BEST LAP TIME : 54.543		DIFFERENCE : 0.197			
LAP	SECTOR 1	SECTOR 2	LAP TIME	MPH	DIFF	TIME OF DAY	
1 -		22.688	1:03.700	68.26	9.157	13:45:21.238	
2 -	33.421	22.191	55.612	78.19	1.069	13:46:16.850	
3 -	33.503	22.510	56.013	77.63	1.470	13:47:12.863	
4 -	33.892	21.859	55.751	78.00	1.208	13:48:08.614	
5 -	33.218	21.820	55.038	79.01	0.495	13:49:03.652	
6 -	33.711	21.988	55.699	78.07	1.156	13:49:59.351	
7 -	32.907	21.636	54.543 (1)	79.72		13:50:53.894	
8 -	33.140	21.878	55.018	79.03	0.475	13:51:48.912	
9 -	32.710	22.013	54.723 (2)	79.46	0.180	13:52:43.635	
10 -	32.878	22.071	54.949 (3)	79.13	0.406	13:53:38.584	

P19 42		Scott MILLER		Yamaha R6 - Autoenhance colchester			
IDEAL LAP TIME : 54.538		BEST LAP TIME : 54.538		DIFFERENCE : 0.000			
LAP	SECTOR 1	SECTOR 2	LAP TIME	MPH	DIFF	TIME OF DAY	
1 -		22.520	1:03.555	68.42	9.017	13:45:21.093	
2 -	33.438	22.177	55.615	78.19	1.077	13:46:16.708	
3 -	33.326	22.628	55.954	77.71	1.416	13:47:12.662	
4 -	33.544	21.913	55.457	78.41	0.919	13:48:08.119	
5 -	33.319	21.853	55.172 (2)	78.81	0.634	13:49:03.291	
6 -	33.662	22.181	55.843	77.87	1.305	13:49:59.134	
7 -	33.388	21.816	55.204 (3)	78.77	0.666	13:50:54.338	
8 -	33.557	22.058	55.615	78.19	1.077	13:51:49.953	
9 -	33.065	21.473	54.538 (1)	79.73		13:52:44.491	
10 -	33.366	21.894	55.260	78.69	0.722	13:53:39.751	

P20 155		Richard HARRIS		Suzuki SV650 - HP Racing			
IDEAL LAP TIME : 54.286		BEST LAP TIME : 54.523		DIFFERENCE : 0.237			
LAP	SECTOR 1	SECTOR 2	LAP TIME	MPH	DIFF	TIME OF DAY	
1 -		22.343	1:04.678	67.23	10.155	13:45:22.216	
2 -	33.835	21.927	55.762	77.98	1.239	13:46:17.978	
3 -	32.663	22.356	55.019 (3)	79.03	0.496	13:47:12.997	
4 -	33.564	22.198	55.762	77.98	1.239	13:48:08.759	
5 -	33.795	21.843	55.638	78.15	1.115	13:49:04.397	
6 -	33.099	22.314	55.413	78.47	0.890	13:49:59.810	
7 -	33.001	21.867	54.868 (2)	79.25	0.345	13:50:54.678	
8 -	33.263	22.491	55.754	77.99	1.231	13:51:50.432	
9 -	32.900	21.623	54.523 (1)	79.75		13:52:44.955	
10 -	33.033	22.089	55.122	78.89	0.599	13:53:40.077	

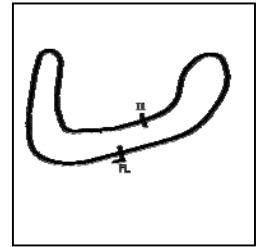
Weather / Track : Cloudy / Dry

Brands Hatch Indy
Circuit Length = 1.2079 miles
Start: 13:44 Flag 13:53 End: 13:53

BMCRC - MRO Championships 2020 - Rnd 1 @ Brands Hatch Indy

BMCRC Thunderbike Sport

RACE 5 - SECTOR ANALYSIS



SECTOR 1 = FL to I1, SECTOR 2 = I1 to FL, DIFF = Difference To Personal Best Lap, P = Crossed Finish Line in Pit Lane, D = Time Disallowed

P21 51		Paul BEESLEY		Yamaha R6 -		
IDEAL LAP TIME : 54.391		BEST LAP TIME : 54.485		DIFFERENCE : 0.094		
LAP	SECTOR 1	SECTOR 2	LAP TIME	MPH	DIFF	TIME OF DAY
1 -		22.565	1:04.066	67.87	9.581	13:45:21.604
2 -	33.925	22.064	55.989	77.66	1.504	13:46:17.593
3 -	33.730	22.029	55.759	77.98	1.274	13:47:13.352
4 -	33.458	22.352	55.810	77.91	1.325	13:48:09.162
5 -	33.584	21.903	55.487	78.37	1.002	13:49:04.649
6 -	33.961	21.760	55.721	78.04	1.236	13:50:00.370
7 -	33.369	21.799	55.168 (3)	78.82	0.683	13:50:55.538
8 -	32.979	21.857	54.836 (2)	79.30	0.351	13:51:50.374
9 -	33.073	21.412	54.485 (1)	79.81		13:52:44.859
10 -	33.203	22.149	55.352	78.56	0.867	13:53:40.211

P22 53 R		Tim BANWELL		Yamaha R6 - Steve Jordan Motorcycles		
IDEAL LAP TIME : 55.395		BEST LAP TIME : 55.526		DIFFERENCE : 0.131		
LAP	SECTOR 1	SECTOR 2	LAP TIME	MPH	DIFF	TIME OF DAY
1 -		22.256	1:06.087	65.80	10.561	13:45:23.625
2 -	34.694	21.940	56.634	76.78	1.108	13:46:20.259
3 -	34.517	22.395	56.912	76.40	1.386	13:47:17.171
4 -	33.919	21.850	55.769 (3)	77.97	0.243	13:48:12.940
5 -	34.668	21.840	56.508	76.95	0.982	13:49:09.448
6 -	34.055	21.833	55.888	77.80	0.362	13:50:05.336
7 -	33.941	21.920	55.861	77.84	0.335	13:51:01.197
8 -	33.925	21.601	55.526 (1)	78.31		13:51:56.723
9 -	34.587	22.119	56.706	76.68	1.180	13:52:53.429
10 -	33.794	21.954	55.748 (2)	78.00	0.222	13:53:49.177

P23 71		Colin CLUNE		Suzuki SV650 -		
IDEAL LAP TIME : 55.839		BEST LAP TIME : 56.024		DIFFERENCE : 0.185		
LAP	SECTOR 1	SECTOR 2	LAP TIME	MPH	DIFF	TIME OF DAY
1 -		23.132	1:06.026	65.86	10.002	13:45:23.564
2 -	34.174	22.257	56.431	77.06	0.407	13:46:19.995
3 -	34.019	22.444	56.463	77.01	0.439	13:47:16.458
4 -	33.780	22.500	56.280	77.26	0.256	13:48:12.738
5 -	33.870	22.591	56.461	77.01	0.437	13:49:09.199
6 -	33.692	22.679	56.371	77.14	0.347	13:50:05.570
7 -	34.184	22.504	56.688	76.71	0.664	13:51:02.258
8 -	33.789	22.298	56.087 (2)	77.53	0.063	13:51:58.345
9 -	33.832	22.435	56.267 (3)	77.28	0.243	13:52:54.612
10 -	33.582	22.442	56.024 (1)	77.62		13:53:50.636

P24 137		Charlie CRAWT		Honda CBR600F - BD Racing		
IDEAL LAP TIME : 56.541		BEST LAP TIME : 56.714		DIFFERENCE : 0.173		
LAP	SECTOR 1	SECTOR 2	LAP TIME	MPH	DIFF	TIME OF DAY
1 -		23.203	1:06.450	65.44	9.736	13:45:23.988
2 -	34.994	22.646	57.640	75.44	0.926	13:46:21.628
3 -	34.998	23.057	58.055	74.90	1.341	13:47:19.683
4 -	34.547	22.751	57.298 (3)	75.89	0.584	13:48:16.981
5 -	34.992	22.723	57.715	75.34	1.001	13:49:14.696
6 -	34.612	22.419	57.031 (2)	76.24	0.317	13:50:11.727
7 -	34.774	22.836	57.610	75.48	0.896	13:51:09.337
8 -	35.129	22.406	57.535	75.58	0.821	13:52:06.872
9 -	34.135	22.579	56.714 (1)	76.67		13:53:03.586

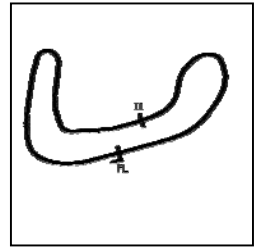
Weather / Track : Cloudy / Dry

Brands Hatch Indy
Circuit Length = 1.2079 miles
Start: 13:44 Flag 13:53 End: 13:53

BMCRC - MRO Championships 2020 - Rnd 1 @ Brands Hatch Indy

BMCRC Thunderbike Sport

RACE 5 - SECTOR ANALYSIS



SECTOR 1 = FL to I1, SECTOR 2 = I1 to FL, DIFF = Difference To Personal Best Lap, P = Crossed Finish Line in Pit Lane, D = Time Disallowed

P25 40		Simon WILKINSON		Suzuki SV650 - S P Wilkinson Engineering Ltd		
IDEAL LAP TIME : 57.134		BEST LAP TIME : 57.312		DIFFERENCE : 0.178		
LAP	SECTOR 1	SECTOR 2	LAP TIME	MPH	DIFF	TIME OF DAY
1 -		23.534	1:07.591	64.33	10.279	13:45:25.129
2 -	34.443	22.893	57.336 (3)	75.84	0.024	13:46:22.465
3 -	34.769	23.022	57.791	75.24	0.479	13:47:20.256
4 -	34.655	22.900	57.555	75.55	0.243	13:48:17.811
5 -	34.595	22.953	57.548	75.56	0.236	13:49:15.359
6 -	34.851	22.919	57.770	75.27	0.458	13:50:13.129
7 -	34.637	22.691	57.328 (2)	75.85	0.016	13:51:10.457
8 -	34.664	22.750	57.414	75.74	0.102	13:52:07.871
9 -	34.522	22.790	57.312 (1)	75.87		13:53:05.183

P26 37		Ricky WOODS		Suzuki GSXR 600 - T & S Vehicle Repairs		
IDEAL LAP TIME : 56.283		BEST LAP TIME : 56.283		DIFFERENCE : 0.000		
LAP	SECTOR 1	SECTOR 2	LAP TIME	MPH	DIFF	TIME OF DAY
1 -		22.812	1:05.539	66.35	9.256	13:45:23.077
2 -	33.998	22.285	56.283 (1)	77.26		13:46:19.360
3 -	34.995	23.033	58.028	74.93	1.745	13:47:17.388
4 -	35.608	23.310	58.918	73.80	2.635	13:48:16.306
5 -	34.940	23.265	58.205	74.71	1.922	13:49:14.511
6 -	35.366	22.827	58.193	74.72	1.910	13:50:12.704
7 -	35.433	22.704	58.137	74.79	1.854	13:51:10.841
8 -	34.575	22.684	57.259 (2)	75.94	0.976	13:52:08.100
9 -	34.740	22.936	57.676 (3)	75.39	1.393	13:53:05.776

P27 143		Robert DAVIE		Suzuki SV650 -		
IDEAL LAP TIME : 56.695		BEST LAP TIME : 57.355		DIFFERENCE : 0.660		
LAP	SECTOR 1	SECTOR 2	LAP TIME	MPH	DIFF	TIME OF DAY
1 -		23.253	1:07.833	64.10	10.478	13:45:25.371
2 -	35.397	22.007	57.404 (2)	75.75	0.049	13:46:22.775
3 -	35.127	22.609	57.736	75.31	0.381	13:47:20.511
4 -	34.887	22.607	57.494	75.63	0.139	13:48:18.005
5 -	34.867	22.638	57.505	75.62	0.150	13:49:15.510
6 -	35.080	22.784	57.864	75.15	0.509	13:50:13.374
7 -	35.002	22.701	57.703	75.36	0.348	13:51:11.077
8 -	34.688	22.667	57.355 (1)	75.81		13:52:08.432
9 -	34.740	22.715	57.455 (3)	75.68	0.100	13:53:05.887

P28 187		David TREVEIL		Yamaha YZF R6 -		
IDEAL LAP TIME : 57.073		BEST LAP TIME : 57.108		DIFFERENCE : 0.035		
LAP	SECTOR 1	SECTOR 2	LAP TIME	MPH	DIFF	TIME OF DAY
1 -		24.134	1:09.422	62.64	12.314	13:45:26.960
2 -	35.978	22.788	58.766	73.99	1.658	13:46:25.726
3 -	35.282	22.651	57.933	75.06	0.825	13:47:23.659
4 -	35.429	22.759	58.188	74.73	1.080	13:48:21.847
5 -	35.014	22.638	57.652 (3)	75.42	0.544	13:49:19.499
6 -	35.097	22.557	57.654	75.42	0.546	13:50:17.153
7 -	34.844	22.384	57.228 (2)	75.98	0.120	13:51:14.381
8 -	34.945	22.735	57.680	75.39	0.572	13:52:12.061
9 -	34.689	22.419	57.108 (1)	76.14		13:53:09.169

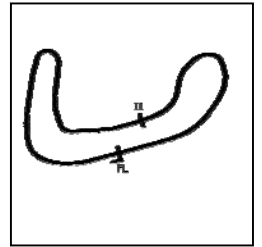
Weather / Track : Cloudy / Dry

Brands Hatch Indy
Circuit Length = 1.2079 miles
Start: 13:44 Flag 13:53 End: 13:53

BMCRC - MRO Championships 2020 - Rnd 1 @ Brands Hatch Indy

BMCRC Thunderbike Sport

RACE 5 - SECTOR ANALYSIS



SECTOR 1 = FL to I1, SECTOR 2 = I1 to FL, DIFF = Difference To Personal Best Lap, P = Crossed Finish Line in Pit Lane, D = Time Disallowed

P29 333 R		Mark STUBBERFIELD		Suzuki SV650 -		
IDEAL LAP TIME : 57.940		BEST LAP TIME : 58.074		DIFFERENCE : 0.134		
LAP	SECTOR 1	SECTOR 2	LAP TIME	MPH	DIFF	TIME OF DAY
1 -		23.705	1:10.146	61.99	12.072	13:45:27.684
2 -	35.582	23.004	58.586	74.22	0.512	13:46:26.270
3 -	35.280	22.794	58.074 (1)	74.88		13:47:24.344
4 -	35.146	23.076	58.222 (3)	74.69	0.148	13:48:22.566
5 -	35.448	23.003	58.451	74.39	0.377	13:49:21.017
6 -	35.313	23.099	58.412	74.44	0.338	13:50:19.429
7 -	35.407	23.122	58.529	74.29	0.455	13:51:17.958
8 -	35.159	23.047	58.206 (2)	74.71	0.132	13:52:16.164
9 -	35.204	23.591	58.795	73.96	0.721	13:53:14.959

P30 999 R		William GULLIFORD		Yamaha R6 -		
IDEAL LAP TIME : 57.385		BEST LAP TIME : 57.385		DIFFERENCE : 0.000		
LAP	SECTOR 1	SECTOR 2	LAP TIME	MPH	DIFF	TIME OF DAY
1 -		25.078	1:12.259	60.18	14.874	13:45:29.797
2 -	36.484	24.706	1:01.190	71.06	3.805	13:46:30.987
3 -	36.418	24.026	1:00.444	71.94	3.059	13:47:31.431
4 -	35.347	23.405	58.752	74.01	1.367	13:48:30.183
5 -	36.758	23.557	1:00.315	72.09	2.930	13:49:30.498
6 -	35.025	23.108	58.133 (2)	74.80	0.748	13:50:28.631
7 -	35.054	23.329	58.383 (3)	74.48	0.998	13:51:27.014
8 -	34.416	22.969	57.385 (1)	75.77		13:52:24.399
9 -	36.176	23.315	59.491	73.09	2.106	13:53:23.890

P31 101		Glen TRIPP		Honda CBR 600FW - yaki too racing		
IDEAL LAP TIME : 58.210		BEST LAP TIME : 58.232		DIFFERENCE : 0.022		
LAP	SECTOR 1	SECTOR 2	LAP TIME	MPH	DIFF	TIME OF DAY
1 -		24.167	1:09.967	62.15	11.735	13:45:27.505
2 -	36.960	23.965	1:00.925	71.37	2.693	13:46:28.430
3 -	37.193	23.809	1:01.002	71.28	2.770	13:47:29.432
4 -	36.800	23.467	1:00.267	72.15	2.035	13:48:29.699
5 -	36.770	23.173	59.943	72.54	1.711	13:49:29.642
6 -	35.519	23.342	58.861	73.87	0.629	13:50:28.503
7 -	35.608	23.226	58.834 (3)	73.91	0.602	13:51:27.337
8 -	35.472	22.942	58.414 (2)	74.44	0.182	13:52:25.751
9 -	35.494	22.738	58.232 (1)	74.67		13:53:23.983

P32 9		Karl COONEY		Kawasaki ZXR400 L5 - Ediasia		
IDEAL LAP TIME : 58.305		BEST LAP TIME : 58.305		DIFFERENCE : 0.000		
LAP	SECTOR 1	SECTOR 2	LAP TIME	MPH	DIFF	TIME OF DAY
1 -		23.395	1:08.409	63.56	10.104	13:45:25.947
2 -	35.117	23.188	58.305 (1)	74.58		13:46:24.252
3 -	35.619	23.273	58.892 (2)	73.84	0.587	13:47:23.144
4 -	36.441	24.190	1:00.631	71.72	2.326	13:48:23.775
5 -	35.906	23.447	59.353 (3)	73.26	1.048	13:49:23.128
6 -	36.375	23.779	1:00.154	72.29	1.849	13:50:23.282
7 -	36.481	23.670	1:00.151	72.29	1.846	13:51:23.433
8 -	36.305	23.915	1:00.220	72.21	1.915	13:52:23.653
9 -	36.389	24.059	1:00.448	71.93	2.143	13:53:24.101

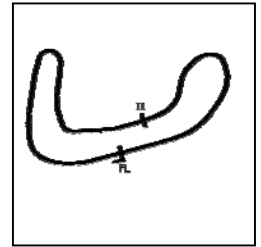
Weather / Track : Cloudy / Dry

Brands Hatch Indy
Circuit Length = 1.2079 miles
Start: 13:44 Flag 13:53 End: 13:53

BMCRC - MRO Championships 2020 - Rnd 1 @ Brands Hatch Indy

BMCRC Thunderbike Sport

RACE 5 - SECTOR ANALYSIS



SECTOR 1 = FL to I1, SECTOR 2 = I1 to FL, DIFF = Difference To Personal Best Lap, P = Crossed Finish Line in Pit Lane, D = Time Disallowed

P33 21 R Taylor SHORES		Yamaha R6 -				
IDEAL LAP TIME : 57.490		BEST LAP TIME : 57.904		DIFFERENCE : 0.414		
LAP	SECTOR 1	SECTOR 2	LAP TIME	MPH	DIFF	TIME OF DAY
1 -		24.536	1:11.284	61.00	13.380	13:45:28.822
2 -	37.200	24.462	1:01.662	70.52	3.758	13:46:30.484
3 -	36.717	23.862	1:00.579	71.78	2.675	13:47:31.063
4 -	36.502	23.699	1:00.201	72.23	2.297	13:48:31.264
5 -	36.073	23.389	59.462	73.13	1.558	13:49:30.726
6 -	35.862	22.533	58.395 (2)	74.46	0.491	13:50:29.121
7 -	35.877	22.944	58.821	73.92	0.917	13:51:27.942
8 -	35.467	23.351	58.818 (3)	73.93	0.914	13:52:26.760
9 -	34.957	22.947	57.904 (1)	75.10		13:53:24.664

P34 272 R Christopher COWAN		Suzuki SV650 - IMP Racing International				
IDEAL LAP TIME : 59.862		BEST LAP TIME : 1:00.001		DIFFERENCE : 0.139		
LAP	SECTOR 1	SECTOR 2	LAP TIME	MPH	DIFF	TIME OF DAY
1 -		24.759	1:11.606	60.72	11.605	13:45:29.144
2 -	36.623	24.533	1:01.156	71.10	1.155	13:46:30.300
3 -	37.100	24.540	1:01.640	70.54	1.639	13:47:31.940
4 -	37.622	24.715	1:02.337	69.75	2.336	13:48:34.277
5 -	36.914	23.944	1:00.858	71.45	0.857	13:49:35.135
6 -	37.214	24.267	1:01.481	70.73	1.480	13:50:36.616
7 -	36.159	23.854	1:00.013 (2)	72.46	0.012	13:51:36.629
8 -	36.346	23.735	1:00.081 (3)	72.37	0.080	13:52:36.710
9 -	36.127	23.874	1:00.001 (1)	72.47		13:53:36.711

P35 139 R Rob MARLEY		Honda CBR600F3 -				
IDEAL LAP TIME : 59.374		BEST LAP TIME : 59.374		DIFFERENCE : 0.000		
LAP	SECTOR 1	SECTOR 2	LAP TIME	MPH	DIFF	TIME OF DAY
1 -		24.967	1:12.657	59.85	13.283	13:45:30.195
2 -	37.185	23.963	1:01.148	71.11	1.774	13:46:31.343
3 -	36.863	23.935	1:00.798 (3)	71.52	1.424	13:47:32.141
4 -	37.731	24.701	1:02.432	69.65	3.058	13:48:34.573
5 -	37.704	23.625	1:01.329	70.90	1.955	13:49:35.902
6 -	37.110	23.778	1:00.888	71.41	1.514	13:50:36.790
7 -	37.337	23.505	1:00.842	71.47	1.468	13:51:37.632
8 -	36.737	23.396	1:00.133 (2)	72.31	0.759	13:52:37.765
9 -	36.049	23.325	59.374 (1)	73.24		13:53:37.139

P36 49 R Oliver CHAYTOR		Yamaha R6 -				
IDEAL LAP TIME : 59.977		BEST LAP TIME : 59.977		DIFFERENCE : 0.000		
LAP	SECTOR 1	SECTOR 2	LAP TIME	MPH	DIFF	TIME OF DAY
1 -		25.512	1:13.826	58.90	13.849	13:45:31.364
2 -	37.956	24.129	1:02.085	70.04	2.108	13:46:33.449
3 -	37.110	24.328	1:01.438	70.78	1.461	13:47:34.887
4 -	36.957	23.925	1:00.882 (3)	71.42	0.905	13:48:35.769
5 -	36.687	24.252	1:00.939	71.35	0.962	13:49:36.708
6 -	36.848	24.100	1:00.948	71.34	0.971	13:50:37.656
7 -	37.270	23.770	1:01.040	71.24	1.063	13:51:38.696
8 -	36.543	23.850	1:00.393 (2)	72.00	0.416	13:52:39.089
9 -	36.212	23.765	59.977 (1)	72.50		13:53:39.066

Weather / Track : Cloudy / Dry

Brands Hatch Indy
Circuit Length = 1.2079 miles
Start: 13:44 Flag 13:53 End: 13:53

BMCRC - MRO Championships 2020 - Rnd 1 @ Brands Hatch Indy

BMCRC Thunderbike Sport

RACE 5 - SECTOR ANALYSIS



SECTOR 1 = FL to I1, SECTOR 2 = I1 to FL, DIFF = Difference To Personal Best Lap, P = Crossed Finish Line in Pit Lane, D = Time Disallowed

P37 41 R Alex MILNE		Suzuki SV650 -				
IDEAL LAP TIME : 59.713		BEST LAP TIME : 59.861		DIFFERENCE : 0.148		
LAP	SECTOR 1	SECTOR 2	LAP TIME	MPH	DIFF	TIME OF DAY
1 -		25.924	1:14.470	58.39	14.609	13:45:32.008
2 -	37.888	24.197	1:02.085	70.04	2.224	13:46:34.093
3 -	36.949	24.430	1:01.379	70.84	1.518	13:47:35.472
4 -	37.041	24.212	1:01.253	70.99	1.392	13:48:36.725
5 -	36.862	24.303	1:01.165	71.09	1.304	13:49:37.890
6 -	36.931	23.935	1:00.866 (3)	71.44	1.005	13:50:38.756
7 -	37.039	24.248	1:01.287	70.95	1.426	13:51:40.043
8 -	35.786	24.075	59.861 (1)	72.64		13:52:39.904
9 -	36.444	23.927	1:00.371 (2)	72.03	0.510	13:53:40.275

P38 46 Jeff MORRIS		Suzuki SV650 -				
IDEAL LAP TIME : 54.329		BEST LAP TIME : 54.477		DIFFERENCE : 0.148		
LAP	SECTOR 1	SECTOR 2	LAP TIME	MPH	DIFF	TIME OF DAY
1 -		21.838	1:01.641	70.54	7.164	13:45:19.179
2 -	33.261	21.842	55.103	78.91	0.626	13:46:14.282
3 -	32.565	21.912	54.477 (1)	79.82		13:47:08.759
4 -	32.843	21.764	54.607 (2)	79.63	0.130	13:48:03.366
5 -	32.866	21.873	54.739 (3)	79.44	0.262	13:48:58.105
6 -	33.235	21.857	55.092	78.93	0.615	13:49:53.197

Weather / Track : Cloudy / Dry

Brands Hatch Indy
 Circuit Length = 1.2079 miles
 Start: 13:44 Flag 13:53 End: 13:53

BMCRC - MRO Championships 2020 - Rnd 1 @ Brands Hatch Indy

BMCRC Thunderbike Sport

RACE 5 - BEST SECTORS

SECTOR 1			SECTOR 2			IDEAL / BEST COMPARISON						
POS	NO	NAME	TIME	NO	NAME	TIME	POS	NO	NAME	IDEAL	BEST	DIFF
									PERFECT LAP	51.199		
1	961	SIM	30.729	961	SIM	20.470	1	961	SIM	51.199	51.435	0.236
2	152	FRICKER	30.826	90	WATSON	20.507	2	152	FRICKER	51.502	51.713	0.211
3	12	BLOCH	31.147	152	FRICKER	20.676	3	90	WATSON	51.677	51.859	0.182
4	90	WATSON	31.170	12	BLOCH	20.738	4	12	BLOCH	51.885	52.019	0.134
5	81	MAY	31.938	198	TOPPING	20.883	5	48	WALLIS	52.850	52.940	0.090
6	48	WALLIS	31.961	48	WALLIS	20.889	6	198	TOPPING	52.885	53.172	0.287
7	84	BRANCO	31.978	81	MAY	21.029	7	81	MAY	52.967	53.125	0.158
8	351	DIGBY-BAKER	31.999	104	ROBINSON	21.070	8	84	BRANCO	53.086	53.180	0.094
9	198	TOPPING	32.002	84	BRANCO	21.108	9	38	REVELEY	53.188	53.543	0.355
10	38	REVELEY	32.031	191	SEATH	21.155	10	104	ROBINSON	53.261	53.420	0.159
11	133	JOHNSTONE	32.168	38	REVELEY	21.157	11	351	DIGBY-BAKER	53.369	53.369	0.000
12	104	ROBINSON	32.191	351	DIGBY-BAKER	21.370	12	191	SEATH	53.420	53.420	0.000
13	191	SEATH	32.265	51	BEESLEY	21.412	13	133	JOHNSTONE	53.797	53.833	0.036
14	72	MILLER	32.454	42	MILLER	21.473	14	72	MILLER	54.143	54.232	0.089
15	661	HARRIS	32.462	53	BANWELL	21.601	15	661	HARRIS	54.179	54.180	0.001
16	46	MORRIS	32.565	155	HARRIS	21.623	16	155	HARRIS	54.286	54.523	0.237
17	155	HARRIS	32.663	133	JOHNSTONE	21.629	17	46	MORRIS	54.329	54.477	0.148
18	22	MAY	32.710	75	MAY	21.636	18	75	MAY	54.346	54.543	0.197
19	75	MAY	32.710	72	MILLER	21.689	19	51	BEESLEY	54.391	54.485	0.094
20	624	FEDRICK	32.803	661	HARRIS	21.717	20	42	MILLER	54.538	54.538	0.000
21	51	BEESLEY	32.979	46	MORRIS	21.764	21	22	MAY	54.579	54.662	0.083
22	42	MILLER	33.065	22	MAY	21.869	22	624	FEDRICK	54.678	54.696	0.018
23	71	CLUNE	33.582	624	FEDRICK	21.875	23	53	BANWELL	55.395	55.526	0.131
24	53	BANWELL	33.794	143	DAVIE	22.007	24	71	CLUNE	55.839	56.024	0.185
25	37	WOODS	33.998	71	CLUNE	22.257	25	37	WOODS	56.283	56.283	0.000
26	137	CRAWT	34.135	37	WOODS	22.285	26	137	CRAWT	56.541	56.714	0.173
27	999	GULLIFORD	34.416	187	TREVEIL	22.384	27	143	DAVIE	56.695	57.355	0.660
28	40	WILKINSON	34.443	137	CRAWT	22.406	28	187	TREVEIL	57.073	57.108	0.035
29	143	DAVIE	34.688	21	SHORES	22.533	29	40	WILKINSON	57.134	57.312	0.178
30	187	TREVEIL	34.689	40	WILKINSON	22.691	30	999	GULLIFORD	57.385	57.385	0.000
31	21	SHORES	34.957	101	TRIPP	22.738	31	21	SHORES	57.490	57.904	0.414
32	9	COONEY	35.117	333	STUBBERFIELD	22.794	32	333	STUBBERFIELD	57.940	58.074	0.134
33	333	STUBBERFIELD	35.146	999	GULLIFORD	22.969	33	101	TRIPP	58.210	58.232	0.022
34	101	TRIPP	35.472	9	COONEY	23.188	34	9	COONEY	58.305	58.305	0.000
35	41	MILNE	35.786	139	MARLEY	23.325	35	139	MARLEY	59.374	59.374	0.000
36	139	MARLEY	36.049	272	COWAN	23.735	36	41	MILNE	59.713	59.861	0.148
37	272	COWAN	36.127	49	CHAYTOR	23.765	37	272	COWAN	59.862	1:00.001	0.139
38	49	CHAYTOR	36.212	41	MILNE	23.927	38	49	CHAYTOR	59.977	59.977	0.000

Weather / Track : Cloudy / Dry

Results can be found at www.tsl-timing.com

Brands Hatch Indy
Circuit Length = 1.2079 miles
Start: 13:44 Flag 13:53 End: 13:53

Printed - 13:55 Saturday, 07 March 2020

BMCRC - MRO Championships 2020 - Rnd 1 @ Brands Hatch Indy

BMCRC Thunderbike Sport

RACE 5 - STATISTICS

Competitors Started 38
Planned Start 2020-03-07 @ 13:10:00.000
Actual Start 2020-03-07 @ 13:44:17.537
Finish Time 2020-03-07 @ 13:53:03.334
Track Length 1.2079mi.
Total Laps 362
Total Distance Covered 437.2763mi.

Session Fastest Lap History

NO	CL	NAME	LAP TIME	TIME OF DAY	LAP	VEHICLE
961		Jack SIM	52.992	13:46:08.118	2	Yamaha R6
90		Edward WATSON	52.630	13:46:08.830	2	Yamaha R6
961		Jack SIM	52.024	13:47:00.144	3	Yamaha R6
961		Jack SIM	51.579	13:47:51.722	4	Yamaha R6
961		Jack SIM	51.518	13:48:43.240	5	Yamaha R6
961		Jack SIM	51.435	13:51:18.718	8	Yamaha R6

Session Leader History

NO	CL	NAME	FROM LAP	LAPS LED	DISTANCE	VEHICLE
961		Jack SIM	1	10	12.07 miles	Yamaha R6

Flag History

TYPE	TIME OF DAY
GREEN	13:44:17.537
FINISH	13:53:03.334

Flag Statistics

TYPE	COUNT	TOTAL LAPS	TOTAL TIME
Green	1	10	9:37.851
Red	0	0	0.000
Safety Car	0	0	0.000
FCY	0	0	0.000

BMCRC - MRO Championships 2020 - Rnd 1 @ Brands Hatch Indy

BMCRC Thunderbike Sport

RACE 5 - STATISTICS

CLASS :

30 Starters

Fastest Lap History

NO	NAME	LAP TIME	TIME OF DAY	LAP	VEHICLE
961	Jack SIM	52.992	13:46:08.118	2	Yamaha R6
90	Edward WATSON	52.630	13:46:08.830	2	Yamaha R6
961	Jack SIM	52.024	13:47:00.144	3	Yamaha R6
961	Jack SIM	51.579	13:47:51.722	4	Yamaha R6
961	Jack SIM	51.518	13:48:43.240	5	Yamaha R6
961	Jack SIM	51.435	13:51:18.718	8	Yamaha R6

Leader History

NO	NAME	FROM LAP	LAPS LED	DISTANCE	VEHICLE
961	Jack SIM	1	10	12.07 miles	Yamaha R6

BMCRC - MRO Championships 2020 - Rnd 1 @ Brands Hatch Indy

BMCRC Thunderbike Sport

RACE 5 - STATISTICS

CLASS : R

8 Starters

Fastest Lap History

NO	NAME	LAP TIME	TIME OF DAY	LAP	VEHICLE
53	Tim BANWELL	56.634	13:46:20.293	2	Yamaha R6
53	Tim BANWELL	55.769	13:48:12.976	4	Yamaha R6
53	Tim BANWELL	55.526	13:51:56.757	8	Yamaha R6

Leader History

NO	NAME	FROM LAP	LAPS LED	DISTANCE	VEHICLE
53	Tim BANWELL	1	10	12.07 miles	Yamaha R6

BMCRC - MRO Championships 2020 - Rnd 1 @ Brands Hatch Indy



BMCRC Thunderbike Sport

RACE 15 - GRID (10 Laps)

ROW 14	42		41		40	53 Tim BANWELL	
ROW 13		39	26 Richard MAY	38	52 Gary JARMAN	37	272 Christopher COWAN 1:00.001
ROW 12		36	59.977 49 Oliver CHAYTOR	35	59.861 41 Alex MILNE	34	59.374 139 Rob MARLEY
ROW 11			58.305 9 Karl COONEY	32	58.232 101 Glen TRIPP	31	58.074 333 Mark STUBBERFIELD
ROW 10		30	57.904 21 Taylor SHORES	29	57.385 999 William GULLIFORD	28	57.355 143 Robert DAVIE
ROW 9			57.312 40 Simon WILKINSON	26	57.108 187 David TREVEIL	25	56.714 137 Charlie CRAWT
ROW 8		24	56.283 37 Ricky WOODS	23	56.024 71 Colin CLUNE	22	54.696 624 Matthew FEDRICK
ROW 7			54.662 22 Matthew MAY	20	54.543 75 Stewart MAY	19	54.538 42 Scott MILLER
ROW 6		18	54.523 155 Richard HARRIS	17	54.485 51 Paul BEESLEY	16	54.477 46 Jeff MORRIS
ROW 5			54.232 72 Kevin MILLER	14	54.180 661 Cameron HARRIS	13	53.833 133 Carl JOHNSTONE
ROW 4		12	53.543 38 James REVELEY	11	53.420 104 Alex ROBINSON	10	53.420 191 James SEATH
ROW 3			53.369 351 Sam DIGBY-BAKER	8	53.180 84 Ricardo BRANCO	7	53.172 198 Steven TOPPING
ROW 2		6	53.125 81 Malvern MAY	5	52.940 48 Shaun WALLIS	4	52.019 12 Cedric BLOCH
ROW 1			51.859 90 Edward WATSON	2	51.713 152 Elliot FRICKER	1	51.435 961 Jack SIM Pole

Brands Hatch Indy
Circuit Length = 1.2079 miles

These results are provisional until the conclusion of any judicial and technical matters.

Clerk Of Course :	Steward :	Timekeeper :
-------------------	-----------	--------------

Results can be found at www.tsl-timing.com

Printed - 14:33 Saturday, 07 March 2020



BMCRC - MRO Championships 2020 - Rnd 1 @ Brands Hatch Indy



BMCRC Thunderbike Sport

RACE 15 - CLASSIFICATION

POS	NO	CL	PIC NAME	ENTRY	LAPS	TIME	GAP	DIFF	MPH	BEST	ON
1	961		1 Jack SIM	Yamaha R6 - ALLIUM by David stead Landscapes /	10	8:42.259			83.26	51.231	7
2	152		2 Elliot FRICKER	Honda CBR600 - Ride in bike tyres	10	8:48.632	6.373	6.373	82.26	51.735	10
3	12*		3 Cedric BLOCH	Kawasaki ZX6R - Brigit's Group & SDC Performance	10	8:51.478	9.219	2.846	81.82	51.855	8
4	90		4 Edward WATSON	Yamaha R6 - Motorsportdays.com TEA Time Racing	10	8:52.147	9.888	0.669	81.71	51.912	4
5	84		5 Ricardo BRANCO	Yamaha R6 - IMP Racing	10	9:00.429	18.170	8.282	80.46	52.436	10
6	198		6 Steven TOPPING	Yamaha R6 -	10	9:02.272	20.013	1.843	80.19	52.832	9
7	48		7 Shaun WALLIS	Yamaha R6 - MBC Despatch Racing	10	9:03.816	21.557	1.544	79.96	53.364	4
8	104		8 Alex ROBINSON	Honda CBR600RR - Boa	10	9:05.861	23.602	2.045	79.66	52.894	7
9	81		9 Malvern MAY	Honda CBR600RR -	10	9:05.884	23.625	0.023	79.66	52.962	4
10	38		10 James REVELEY	Yamaha R6 - PCN Racing	10	9:06.035	23.776	0.151	79.63	53.104	4
11	191		11 James SEATH	Kawasaki ZX6-RR - Ovenden Earthmoving	10	9:10.226	27.967	4.191	79.03	53.509	4
12	351		12 Sam DIGBY-BAKER	Yamaha R6 -	10	9:14.202	31.943	3.976	78.46	53.786	8
13	51		13 Paul BEESLEY	Yamaha R6 -	10	9:16.514	34.255	2.312	78.13	53.826	7
14	75		14 Stewart MAY	Honda CBR600F3 - Too Many Mays Racing	10	9:17.275	35.016	0.761	78.03	54.180	3
15	46		15 Jeff MORRIS	Suzuki SV650 -	10	9:18.529	36.270	1.254	77.85	54.561	3
16	624		16 Matthew FEDRICK	Yamaha R6 - Matthew Fedrick farriers ltd/TBR perfo	10	9:19.072	36.813	0.543	77.78	54.417	8
17	42		17 Scott MILLER	Yamaha R6 - Autoenhance colchester	10	9:21.597	39.338	2.525	77.43	54.879	8
18	22		18 Matthew MAY	Honda CBR600F3 - Mays Racing	10	9:26.360	44.101	4.763	76.78	54.970	10
19	26		19 Richard MAY	Honda CBR600FX - Many Mays Racing	10	9:26.409	44.150	0.049	76.77	54.931	8
20	72		20 Kevin MILLER	Honda CBR600RR - Mechanical Air Supplies Ltd	10	9:28.387	46.128	1.978	76.50	55.148	8
21	71		21 Colin CLUNE	Suzuki SV650 -	10	9:31.847	49.588	3.460	76.04	55.806	7
22	137		22 Charlie CRAWT	Honda CBR600F - BD Racing	9	8:42.570	1 Lap	1 Lap	74.89	55.970	9
23	53	R	1 Tim BANWELL	Yamaha R6 - Steve Jordan Motorcycles	9	8:43.048	1 Lap	0.478	74.82	56.193	9
24	187		23 David TREVEIL	Yamaha YZF R6 -	9	8:47.262	1 Lap	4.214	74.22	56.702	7
25	999	R	2 William GULLIFORD	Yamaha R6 -	9	8:47.958	1 Lap	0.696	74.12	56.099	7
26	9		24 Karl COONEY	Kawasaki ZXR400 L5 - Ediasia	9	8:53.529	1 Lap	5.571	73.35	56.903	9
27	40		25 Simon WILKINSON	Suzuki SV650 - S P Wilkinson Engineering Ltd	9	8:56.273	1 Lap	2.744	72.98	58.065	3
28	333	R	3 Mark STUBBERFIELD	Suzuki SV650 -	9	9:03.160	1 Lap	6.887	72.05	58.374	2
29	21	R	4 Taylor SHORES	Yamaha R6 -	9	9:15.280	1 Lap	12.120	70.48	59.399	9
30	272	R	5 Christopher COWAN	Suzuki SV650 - IMP Racing International	9	9:15.837	1 Lap	0.557	70.41	59.025	9
31	49	R	6 Oliver CHAYTOR	Yamaha R6 -	9	9:16.626	1 Lap	0.789	70.31	59.125	9
32	101		26 Glen TRIPP	Honda CBR 600FW - yaki too racing	9	9:16.812	1 Lap	0.186	70.28	58.818	9
33	41	R	7 Alex MILNE	Suzuki SV650 -	9	9:18.436	1 Lap	1.624	70.08	59.420	9
34	139	R	8 Rob MARLEY	Honda CBR600F3 -	9	9:21.648	1 Lap	3.212	69.68	59.863	5

NOT CLASSIFIED

DNF	37		Ricky WOODS	Suzuki GSXR 600 - T & S Vehicle Repairs	3	3:00.382	7 Laps	6 Laps	72.32	57.644	3
-----	----	--	-------------	---	---	----------	--------	--------	-------	--------	---

FASTEST LAP

961			Jack SIM	Yamaha R6 - ALLIUM by David stead Landscapes /	7	51.231			84.88 mph	136.60 kph
999	R		William GULLIFORD	Yamaha R6 -	7	56.099			77.51 mph	124.75 kph

* No. 12 - Please fit a working transponder
 Class - 92.5% of Race Speed = 77.01 mph
 Class R - 92.5% of Race Speed = 69.20 mph

Brands Hatch Indy
 Circuit Length = 1.2079 miles
 Start: 16:29 Flag 16:38 End: 16:39

Weather / Track : Cloudy / Dry

These results are provisional until the conclusion of any judicial and technical matters.

Clerk Of Course :	Steward :	Timekeeper :
-------------------	-----------	--------------

Results can be found at www.tsl-timing.com

Printed - 16:47 Saturday, 07 March 2020



BMCR - MRO Championships 2020 - Rnd 1 @ Brands Hatch Indy

BMCR Thunderbike Sport

RACE 15 - LAP CHART

LAP 1 @ 16:30:40.486

NO	BEHIND	LAP TIME
----	--------	----------

961		56.626
152	1.282	57.908
12	1.714	58.340
84	2.272	58.898
198	2.653	59.279
90	2.761	59.387
48	2.956	59.582
191	3.840	1:00.466
81	4.624	1:01.250
351	4.922	1:01.548
38	4.931	1:01.557
104	5.497	1:02.123
46	5.849	1:02.475
75	6.394	1:03.020
42	6.507	1:03.133
624	6.757	1:03.383
51	7.244	1:03.870
72	7.290	1:03.916
37	7.905	1:04.531
22	8.290	1:04.916
71	8.497	1:05.123
137	9.096	1:05.722
40	9.855	1:06.481
187	10.393	1:07.019
26	10.549	1:07.175
53	12.473	1:09.099
9	12.522	1:09.148
999	12.639	1:09.265
333	13.993	1:10.619
21	14.043	1:10.669
101	14.915	1:11.541
272	15.343	1:11.969
139	16.598	1:13.224
49	16.950	1:13.576
41	17.646	1:14.272

LAP 2 @ 16:31:32.184

NO	BEHIND	LAP TIME
----	--------	----------

961		51.698
152	2.422	52.838
12	2.881	52.865
90	3.437	52.374
84	4.320	53.746
198	4.832	53.877
48	5.016	53.758
191	6.334	54.192
81	7.110	54.184
38	7.311	54.078
351	8.535	55.311
104	8.790	54.991
46	9.568	55.417
75	9.903	55.207
624	10.234	55.175
42	10.984	56.175
51	11.088	55.542
72	12.000	56.408
22	12.718	56.126
71	13.451	56.652
37	14.414	58.207
137	14.986	57.588
26	15.117	56.266
40	16.546	58.389

187	16.943	58.248
53	17.762	56.987
9	19.132	58.308
999	20.065	59.124
333	20.669	58.374
21	24.020	1:01.675
101	24.940	1:01.723
272	25.369	1:01.724
49	26.470	1:01.218
139	26.940	1:02.040
41	27.794	1:01.846

LAP 3 @ 16:32:23.668

NO	BEHIND	LAP TIME
----	--------	----------

961		51.484
152	3.128	52.190
12	3.690	52.293
90	4.362	52.409
84	6.467	53.631
198	6.957	53.609
48	7.213	53.681
191	8.405	53.555
81	9.157	53.531
38	9.319	53.492
351	11.601	54.550
104	11.784	54.478
75	12.599	54.180
46	12.645	54.561
624	13.367	54.617
51	14.810	55.206
42	15.498	55.998
22	17.120	55.886
72	17.422	56.906
71	18.026	56.059
26	18.997	55.364
37	20.574	57.644
137	20.832	57.330
53	22.837	56.559
40	23.127	58.065
187	23.460	58.001
9	25.794	58.146
999	26.259	57.678
333	27.939	58.754
21	33.650	1:01.114
101	34.029	1:00.573
272	34.840	1:00.955
49	35.664	1:00.678
41	37.169	1:00.859
139	37.818	1:02.362

LAP 4 @ 16:33:14.932

NO	BEHIND	LAP TIME
----	--------	----------

961		51.264
152	4.114	52.250
12	4.416	51.990
90	5.010	51.912
84	8.956	53.753
198	9.158	53.465
48	9.313	53.364
191	10.650	53.509
81	10.855	52.962
38	11.159	53.104
351	14.636	54.299
104	14.716	54.196

46	16.653	55.272
75	16.794	55.459
624	17.164	55.061
51	18.119	54.573
42	19.711	55.477
22	22.084	56.228
72	22.551	56.393
71	22.950	56.188
26	23.099	55.366
137	27.185	57.617
53	28.293	56.720
187	31.006	58.810
40	31.020	59.157
999	32.331	57.336
9	33.191	58.661
333	35.673	58.998
21	43.110	1:00.724
101	43.291	1:00.526
272	43.777	1:00.201
49	44.637	1:00.237
41	46.101	1:00.196
139	47.930	1:01.376

LAP 5 @ 16:34:06.164

NO	BEHIND	LAP TIME
----	--------	----------

961		51.232
152	4.975	52.093
12	5.311	52.127
90	5.898	52.120
84	11.248	53.524
198	11.329	53.403
48	11.913	53.832
81	13.264	53.641
191	13.659	54.241
38	13.688	53.761
104	16.517	53.033
351	17.722	54.318
46	20.833	55.412
75	21.401	55.839
51	21.948	55.061
624	21.969	56.037
42	23.975	55.496
22	27.207	56.355
72	27.506	56.187
26	27.557	55.690
71	28.386	56.668
137	33.433	57.480
53	33.648	56.587
187	36.922	57.148
40	38.565	58.777
999	38.682	57.583
9	39.904	57.945
333	43.986	59.545

LAP 6 @ 16:34:58.180

NO	BEHIND	LAP TIME
----	--------	----------

961		52.016
272	1 Lap	1:00.386
21	1 Lap	1:01.189
101	1 Lap	1:01.481
49	1 Lap	1:00.634
41	1 Lap	59.979
139	1 Lap	59.863
152		4.973

12	5.658	52.363
90	6.237	52.355
198	12.743	53.430
84	12.805	53.573
48	13.644	53.747
81	14.452	53.204
38	15.180	53.508
191	15.897	54.254
104	17.552	53.051
351	19.709	54.003
75	23.663	54.278
46	23.981	55.164
624	24.838	54.885
51	24.861	54.929
42	26.897	54.938
26	31.294	55.753
22	31.322	56.131
72	31.676	56.186
71	32.529	56.159
137	38.655	57.238
53	38.716	57.084
187	41.842	56.936
999	43.791	57.125
40	45.419	58.870
9	46.638	58.750

LAP 7 @ 16:35:49.411

NO	BEHIND	LAP TIME
----	--------	----------

961		51.231
333	1 Lap	59.479
152	7.055	53.313
12	7.584	53.157
90	8.268	53.262
272	1 Lap	1:00.502
21	1 Lap	1:00.523
49	1 Lap	1:00.129
101	1 Lap	1:01.508
41	1 Lap	1:01.230
139	1 Lap	1:00.359
198	15.031	53.519
84	15.134	53.560
48	15.800	53.387
81	16.885	53.664
38	17.239	53.290
104	19.215	52.894
191	19.447	54.781
351	23.051	54.573
75	26.840	54.408
51	27.456	53.826
46	27.618	54.868
624	29.059	55.452
42	30.765	55.099
22	35.575	55.484
26	35.592	55.529
72	36.296	55.851
71	37.104	55.806
53	44.049	56.564
137	44.364	56.940
187	47.313	56.702
999	48.659	56.099

LAP 8 @ 16:36:41.288

NO	BEHIND	LAP TIME
----	--------	----------

961		51.877
-----	--	--------

40	1 Lap	58.647
9	1 Lap	58.106
152	7.191	52.013
12	7.562	51.855
333	1 Lap	59.529
90	9.281	52.890
198	17.661	54.507
84	17.963	54.706
21	1 Lap	1:00.502
272	1 Lap	1:01.094
48	19.509	55.586
49	1 Lap	1:01.082
38	20.150	54.788
101	1 Lap	1:00.372
81	20.342	55.334
104	21.451	54.113
41	1 Lap	1:00.589
191	22.541	54.971
139	1 Lap	1:00.978
351	24.960	53.786
75	30.057	55.094
51	30.277	54.698
46	30.940	55.199
624	31.599	54.417
42	33.767	54.879
26	38.646	54.931
22	38.670	54.972
72	39.567	55.148
71	41.456	56.229
137	49.172	56.685
53	49.427	57.255

LAP 9 @ 16:37:33.509

NO	BEHIND	LAP TIME
----	--------	----------

961		52.221
187	1 Lap	57.350
999	1 Lap	56.490
9	1 Lap	57.562
152	7.248	52.278
40	1 Lap	58.985
90	9.303	52.243
12	9.434	54.093
333	1 Lap	58.393
198	18.272	52.832
84	18.344	52.602
48	20.655	53.367
38	22.375	54.446
81	22.413	54.292
104	23.056	53.826
191	25.942	55.622
21	1 Lap	59.485
272	1 Lap	59.981
49	1 Lap	59.947
101	1 Lap	1:00.270
351	28.423	55.684
41	1 Lap	1:00.045
139	1 Lap	1:00.232
51	32.550	54.494
75	32.803	54.967
46	33.491	54.772
624	34.269	54.891
42	36.557	55.011
22	41.741	55.292
26	41.820	55.395
72	43.108	55.762

Weather / Track : Cloudy / Dry

Brands Hatch Indy
Circuit Length = 1.2079 miles
Start: 16:29 Flag 16:38 End: 16:39

BMCRC - MRO Championships 2020 - Rnd 1 @ Brands Hatch Indy

BMCRC Thunderbike Sport

RACE 15 - LAP CHART

71 45.607 56.372

LAP 10	@ 16:38:26.119	
NO	BEHIND	LAP TIME

961		52.610
137	1 Lap	55.970
53	1 Lap	56.193
187	1 Lap	57.048
999	1 Lap	57.258
152	6.373	51.735
12	9.219	52.395
90	9.888	53.195
9	1 Lap	56.903
40	1 Lap	58.902
84	18.170	52.436
198	20.013	54.351
333	1 Lap	59.469
48	21.557	53.512
104	23.602	53.156
81	23.625	53.822
38	23.776	54.011
191	27.967	54.635
351	31.943	56.130
21	1 Lap	59.399
272	1 Lap	59.025
51	34.255	54.315
49	1 Lap	59.125
101	1 Lap	58.818
75	35.016	54.823
41	1 Lap	59.420
46	36.270	55.389
624	36.813	55.154
42	39.338	55.391
139	1 Lap	1:01.214
22	44.101	54.970
26	44.150	54.940
72	46.128	55.630
71	49.588	56.591

Weather / Track : Cloudy / Dry

Results can be found at www.tsl-timing.com

Page 2 of 2

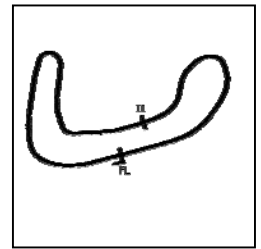
Brands Hatch Indy
Circuit Length = 1.2079 miles
Start: 16:29 Flag 16:38 End: 16:39

Printed - 16:47 Saturday, 07 March 2020

BMCRC - MRO Championships 2020 - Rnd 1 @ Brands Hatch Indy

BMCRC Thunderbike Sport

RACE 15 - SECTOR ANALYSIS



SECTOR 1 = FL to I1, SECTOR 2 = I1 to FL, DIFF = Difference To Personal Best Lap, P = Crossed Finish Line in Pit Lane, D = Time Disallowed

P1 961 Jack SIM		Yamaha R6 - ALLIUM by David stead Landscapes / Platform Lifi				
IDEAL LAP TIME : 51.103		BEST LAP TIME : 51.231		DIFFERENCE : 0.128		
LAP	SECTOR 1	SECTOR 2	LAP TIME	MPH	DIFF	TIME OF DAY
1 -		20.808	56.626	76.79	5.395	16:30:40.486
2 -	31.088	20.610	51.698	84.11	0.467	16:31:32.184
3 -	30.819	20.665	51.484	84.46	0.253	16:32:23.668
4 -	30.911	20.353	51.264 (3)	84.82	0.033	16:33:14.932
5 -	30.750	20.482	51.232 (2)	84.88	0.001	16:34:06.164
6 -	31.009	21.007	52.016	83.60	0.785	16:34:58.180
7 -	30.776	20.455	51.231 (1)	84.88		16:35:49.411
8 -	30.864	21.013	51.877	83.82	0.646	16:36:41.288
9 -	30.931	21.290	52.221	83.27	0.990	16:37:33.509
10 -	30.963	21.647	52.610	82.65	1.379	16:38:26.119

P2 152 Elliot FRICKER		Honda CBR600 - Ride in bike tyres				
IDEAL LAP TIME : 51.735		BEST LAP TIME : 51.735		DIFFERENCE : 0.000		
LAP	SECTOR 1	SECTOR 2	LAP TIME	MPH	DIFF	TIME OF DAY
1 -		21.298	57.908	75.09	6.173	16:30:41.768
2 -	31.863	20.975	52.838	82.30	1.103	16:31:34.606
3 -	31.204	20.986	52.190	83.32	0.455	16:32:26.796
4 -	31.322	20.928	52.250	83.22	0.515	16:33:19.046
5 -	31.232	20.861	52.093	83.47	0.358	16:34:11.139
6 -	31.139	20.875	52.014 (3)	83.60	0.279	16:35:03.153
7 -	32.478	20.835	53.313	81.56	1.578	16:35:56.466
8 -	31.075	20.938	52.013 (2)	83.60	0.278	16:36:48.479
9 -	31.094	21.184	52.278	83.18	0.543	16:37:40.757
10 -	31.013	20.722	51.735 (1)	84.05		16:38:32.492

P3 12 Cedric BLOCH		Kawasaki ZX6R - Brigit's Group & SDC Performance				
IDEAL LAP TIME :		BEST LAP TIME : 51.855		DIFFERENCE :		
LAP	SECTOR 1	SECTOR 2	LAP TIME	MPH	DIFF	TIME OF DAY
1 -			58.340	74.53	6.485	16:30:42.200
2 -			52.865	82.25	1.010	16:31:35.065
3 -			52.293	83.15	0.438	16:32:27.358
4 -			51.990 (2)	83.64	0.135	16:33:19.348
5 -			52.127 (3)	83.42	0.272	16:34:11.475
6 -			52.363	83.04	0.508	16:35:03.838
7 -			53.157	81.80	1.302	16:35:56.995
8 -			51.855 (1)	83.86		16:36:48.850
9 -			54.093	80.39	2.238	16:37:42.943
10 -			52.395	82.99	0.540	16:38:35.338

P4 90 Edward WATSON		Yamaha R6 - Motorsportdays.com TEA Time Racing				
IDEAL LAP TIME : 51.896		BEST LAP TIME : 51.912		DIFFERENCE : 0.016		
LAP	SECTOR 1	SECTOR 2	LAP TIME	MPH	DIFF	TIME OF DAY
1 -		21.234	59.387	73.22	7.475	16:30:43.247
2 -	31.667	20.707	52.374	83.02	0.462	16:31:35.621
3 -	31.812	20.597	52.409	82.97	0.497	16:32:28.030
4 -	31.323	20.589	51.912 (1)	83.76		16:33:19.942
5 -	31.350	20.770	52.120 (2)	83.43	0.208	16:34:12.062
6 -	31.598	20.757	52.355	83.05	0.443	16:35:04.417
7 -	32.192	21.070	53.262	81.64	1.350	16:35:57.679
8 -	31.807	21.083	52.890	82.21	0.978	16:36:50.569
9 -	31.670	20.573	52.243 (3)	83.23	0.331	16:37:42.812
10 -	31.328	21.867	53.195	81.74	1.283	16:38:36.007

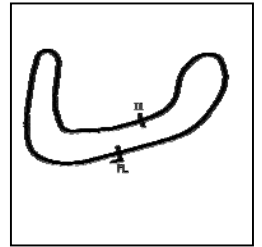
Weather / Track : Cloudy / Dry

Brands Hatch Indy
Circuit Length = 1.2079 miles
Start: 16:29 Flag 16:38 End: 16:39

BMCRC - MRO Championships 2020 - Rnd 1 @ Brands Hatch Indy

BMCRC Thunderbike Sport

RACE 15 - SECTOR ANALYSIS



SECTOR 1 = FL to I1, SECTOR 2 = I1 to FL, DIFF = Difference To Personal Best Lap, P = Crossed Finish Line in Pit Lane, D = Time Disallowed

P5 84		Ricardo BRANCO		Yamaha R6 - IMP Racing		
IDEAL LAP TIME : 52.417		BEST LAP TIME : 52.436		DIFFERENCE : 0.019		
LAP	SECTOR 1	SECTOR 2	LAP TIME	MPH	DIFF	TIME OF DAY
1 -		21.575	58.898	73.83	6.462	16:30:42.758
2 -	32.651	21.095	53.746	80.91	1.310	16:31:36.504
3 -	32.255	21.376	53.631	81.08	1.195	16:32:30.135
4 -	32.314	21.439	53.753	80.89	1.317	16:33:23.888
5 -	32.318	21.206	53.524 (3)	81.24	1.088	16:34:17.412
6 -	32.350	21.223	53.573	81.17	1.137	16:35:10.985
7 -	32.459	21.101	53.560	81.19	1.124	16:36:04.545
8 -	32.795	21.911	54.706	79.49	2.270	16:36:59.251
9 -	31.655	20.947	52.602 (2)	82.66	0.166	16:37:51.853
10 -	31.470	20.966	52.436 (1)	82.93		16:38:44.289

P6 198		Steven TOPPING		Yamaha R6 -		
IDEAL LAP TIME : 52.604		BEST LAP TIME : 52.832		DIFFERENCE : 0.228		
LAP	SECTOR 1	SECTOR 2	LAP TIME	MPH	DIFF	TIME OF DAY
1 -		21.454	59.279	73.35	6.447	16:30:43.139
2 -	32.641	21.236	53.877	80.71	1.045	16:31:37.016
3 -	32.563	21.046	53.609	81.11	0.777	16:32:30.625
4 -	32.121	21.344	53.465	81.33	0.633	16:33:24.090
5 -	32.458	20.945	53.403 (2)	81.42	0.571	16:34:17.493
6 -	32.129	21.301	53.430 (3)	81.38	0.598	16:35:10.923
7 -	32.411	21.108	53.519	81.25	0.687	16:36:04.442
8 -	32.537	21.970	54.507	79.78	1.675	16:36:58.949
9 -	31.659	21.173	52.832 (1)	82.31		16:37:51.781
10 -	32.551	21.800	54.351	80.00	1.519	16:38:46.132

P7 48		Shaun WALLIS		Yamaha R6 - MBC Despatch Racing		
IDEAL LAP TIME : 53.163		BEST LAP TIME : 53.364		DIFFERENCE : 0.201		
LAP	SECTOR 1	SECTOR 2	LAP TIME	MPH	DIFF	TIME OF DAY
1 -		21.094	59.582	72.98	6.218	16:30:43.442
2 -	32.489	21.269	53.758	80.89	0.394	16:31:37.200
3 -	32.516	21.165	53.681	81.00	0.317	16:32:30.881
4 -	32.190	21.174	53.364 (1)	81.48		16:33:24.245
5 -	32.812	21.020	53.832	80.78	0.468	16:34:18.077
6 -	32.298	21.449	53.747	80.90	0.383	16:35:11.824
7 -	32.301	21.086	53.387 (3)	81.45	0.023	16:36:05.211
8 -	33.286	22.300	55.586	78.23	2.222	16:37:00.797
9 -	32.143	21.224	53.367 (2)	81.48	0.003	16:37:54.164
10 -	32.390	21.122	53.512	81.26	0.148	16:38:47.676

P8 104		Alex ROBINSON		Honda CBR600RR - Boa		
IDEAL LAP TIME : 52.701		BEST LAP TIME : 52.894		DIFFERENCE : 0.193		
LAP	SECTOR 1	SECTOR 2	LAP TIME	MPH	DIFF	TIME OF DAY
1 -		21.733	1:02.123	69.99	9.229	16:30:45.983
2 -	33.666	21.325	54.991	79.07	2.097	16:31:40.974
3 -	32.856	21.622	54.478	79.82	1.584	16:32:35.452
4 -	32.653	21.543	54.196	80.23	1.302	16:33:29.648
5 -	32.011	21.022	53.033 (2)	81.99	0.139	16:34:22.681
6 -	32.178	20.873	53.051 (3)	81.97	0.157	16:35:15.732
7 -	31.882	21.012	52.894 (1)	82.21		16:36:08.626
8 -	32.283	21.830	54.113	80.36	1.219	16:37:02.739
9 -	32.809	21.017	53.826	80.79	0.932	16:37:56.565
10 -	31.828	21.328	53.156	81.80	0.262	16:38:49.721

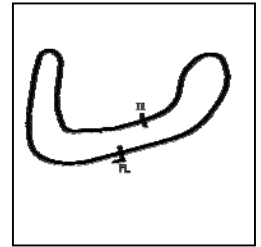
Weather / Track : Cloudy / Dry

Brands Hatch Indy
Circuit Length = 1.2079 miles
Start: 16:29 Flag 16:38 End: 16:39

BMCRC - MRO Championships 2020 - Rnd 1 @ Brands Hatch Indy

BMCRC Thunderbike Sport

RACE 15 - SECTOR ANALYSIS



SECTOR 1 = FL to I1, SECTOR 2 = I1 to FL, DIFF = Difference To Personal Best Lap, P = Crossed Finish Line in Pit Lane, D = Time Disallowed

P9 81		Malvern MAY		Honda CBR600RR -		
IDEAL LAP TIME : 52.893		BEST LAP TIME : 52.962		DIFFERENCE : 0.069		
LAP	SECTOR 1	SECTOR 2	LAP TIME	MPH	DIFF	TIME OF DAY
1 -		22.006	1:01.250	70.99	8.288	16:30:45.110
2 -	32.474	21.710	54.184	80.25	1.222	16:31:39.294
3 -	32.340	21.191	53.531 (3)	81.23	0.569	16:32:32.825
4 -	31.741	21.221	52.962 (1)	82.10		16:33:25.787
5 -	32.422	21.219	53.641	81.06	0.679	16:34:19.428
6 -	32.052	21.152	53.204 (2)	81.73	0.242	16:35:12.632
7 -	32.185	21.479	53.664	81.03	0.702	16:36:06.296
8 -	32.812	22.522	55.334	78.58	2.372	16:37:01.630
9 -	32.660	21.632	54.292	80.09	1.330	16:37:55.922
10 -	32.153	21.669	53.822	80.79	0.860	16:38:49.744

P10 38		James REVELEY		Yamaha R6 - PCN Racing		
IDEAL LAP TIME : 53.104		BEST LAP TIME : 53.104		DIFFERENCE : 0.000		
LAP	SECTOR 1	SECTOR 2	LAP TIME	MPH	DIFF	TIME OF DAY
1 -		21.925	1:01.557	70.64	8.453	16:30:45.417
2 -	32.910	21.168	54.078	80.41	0.974	16:31:39.495
3 -	32.522	20.970	53.492 (3)	81.29	0.388	16:32:32.987
4 -	32.240	20.864	53.104 (1)	81.88		16:33:26.091
5 -	32.601	21.160	53.761	80.88	0.657	16:34:19.852
6 -	32.447	21.061	53.508	81.27	0.404	16:35:13.360
7 -	32.354	20.936	53.290 (2)	81.60	0.186	16:36:06.650
8 -	32.885	21.903	54.788	79.37	1.684	16:37:01.438
9 -	33.176	21.270	54.446	79.87	1.342	16:37:55.884
10 -	32.650	21.361	54.011	80.51	0.907	16:38:49.895

P11 191		James SEATH		Kawasaki ZX6-RR - Ovenden Earthmoving		
IDEAL LAP TIME : 53.359		BEST LAP TIME : 53.509		DIFFERENCE : 0.150		
LAP	SECTOR 1	SECTOR 2	LAP TIME	MPH	DIFF	TIME OF DAY
1 -		21.443	1:00.466	71.91	6.957	16:30:44.326
2 -	32.903	21.289	54.192 (3)	80.24	0.683	16:31:38.518
3 -	32.393	21.162	53.555 (2)	81.19	0.046	16:32:32.073
4 -	32.197	21.312	53.509 (1)	81.26		16:33:25.582
5 -	33.004	21.237	54.241	80.17	0.732	16:34:19.823
6 -	33.037	21.217	54.254	80.15	0.745	16:35:14.077
7 -	32.584	22.197	54.781	79.38	1.272	16:36:08.858
8 -	33.311	21.660	54.971	79.10	1.462	16:37:03.829
9 -	33.210	22.412	55.622	78.18	2.113	16:37:59.451
10 -	32.735	21.900	54.635	79.59	1.126	16:38:54.086

P12 351		Sam DIGBY-BAKER		Yamaha R6 -		
IDEAL LAP TIME : 53.786		BEST LAP TIME : 53.786		DIFFERENCE : 0.000		
LAP	SECTOR 1	SECTOR 2	LAP TIME	MPH	DIFF	TIME OF DAY
1 -		22.007	1:01.548	70.65	7.762	16:30:45.408
2 -	33.491	21.820	55.311	78.62	1.525	16:31:40.719
3 -	32.911	21.639	54.550	79.71	0.764	16:32:35.269
4 -	32.733	21.566	54.299 (3)	80.08	0.513	16:33:29.568
5 -	32.876	21.442	54.318	80.05	0.532	16:34:23.886
6 -	32.541	21.462	54.003 (2)	80.52	0.217	16:35:17.889
7 -	32.914	21.659	54.573	79.68	0.787	16:36:12.462
8 -	32.483	21.303	53.786 (1)	80.85		16:37:06.248
9 -	33.386	22.298	55.684	78.09	1.898	16:38:01.932
10 -	33.656	22.474	56.130	77.47	2.344	16:38:58.062

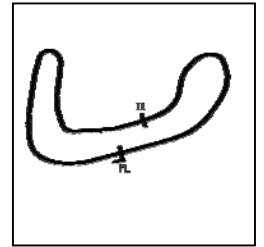
Weather / Track : Cloudy / Dry

Brands Hatch Indy
Circuit Length = 1.2079 miles
Start: 16:29 Flag 16:38 End: 16:39

BMCRC - MRO Championships 2020 - Rnd 1 @ Brands Hatch Indy

BMCRC Thunderbike Sport

RACE 15 - SECTOR ANALYSIS



SECTOR 1 = FL to I1, SECTOR 2 = I1 to FL, DIFF = Difference To Personal Best Lap, P = Crossed Finish Line in Pit Lane, D = Time Disallowed

P13 51		Paul BEESLEY		Yamaha R6 -		
IDEAL LAP TIME : 53.741		BEST LAP TIME : 53.826		DIFFERENCE : 0.085		
LAP	SECTOR 1	SECTOR 2	LAP TIME	MPH	DIFF	TIME OF DAY
1 -		22.499	1:03.870	68.08	10.044	16:30:47.730
2 -	33.399	22.143	55.542	78.29	1.716	16:31:43.272
3 -	33.573	21.633	55.206	78.77	1.380	16:32:38.478
4 -	32.988	21.585	54.573	79.68	0.747	16:33:33.051
5 -	33.175	21.886	55.061	78.97	1.235	16:34:28.112
6 -	33.157	21.772	54.929	79.16	1.103	16:35:23.041
7 -	32.432	21.394	53.826 (1)	80.79		16:36:16.867
8 -	32.948	21.750	54.698	79.50	0.872	16:37:11.565
9 -	32.878	21.616	54.494 (3)	79.79	0.668	16:38:06.059
10 -	32.347	21.968	54.315 (2)	80.06	0.489	16:39:00.374

P14 75		Stewart MAY		Honda CBR600F3 - Too Many Mays Racing		
IDEAL LAP TIME : 54.038		BEST LAP TIME : 54.180		DIFFERENCE : 0.142		
LAP	SECTOR 1	SECTOR 2	LAP TIME	MPH	DIFF	TIME OF DAY
1 -		22.315	1:03.020	69.00	8.840	16:30:46.880
2 -	33.133	22.074	55.207	78.76	1.027	16:31:42.087
3 -	32.665	21.515	54.180 (1)	80.26		16:32:36.267
4 -	33.575	21.884	55.459	78.41	1.279	16:33:31.726
5 -	33.880	21.959	55.839	77.87	1.659	16:34:27.565
6 -	32.905	21.373	54.278 (2)	80.11	0.098	16:35:21.843
7 -	32.774	21.634	54.408 (3)	79.92	0.228	16:36:16.251
8 -	33.102	21.992	55.094	78.93	0.914	16:37:11.345
9 -	33.576	21.391	54.967	79.11	0.787	16:38:06.312
10 -	33.189	21.634	54.823	79.32	0.643	16:39:01.135

P15 46		Jeff MORRIS		Suzuki SV650 -		
IDEAL LAP TIME : 54.444		BEST LAP TIME : 54.561		DIFFERENCE : 0.117		
LAP	SECTOR 1	SECTOR 2	LAP TIME	MPH	DIFF	TIME OF DAY
1 -		22.354	1:02.475	69.60	7.914	16:30:46.335
2 -	33.554	21.863	55.417	78.47	0.856	16:31:41.752
3 -	32.842	21.719	54.561 (1)	79.70		16:32:36.313
4 -	33.187	22.085	55.272	78.67	0.711	16:33:31.585
5 -	33.380	22.032	55.412	78.47	0.851	16:34:26.997
6 -	33.302	21.862	55.164	78.83	0.603	16:35:22.161
7 -	33.002	21.866	54.868 (3)	79.25	0.307	16:36:17.029
8 -	33.212	21.987	55.199	78.78	0.638	16:37:12.228
9 -	33.170	21.602	54.772 (2)	79.39	0.211	16:38:07.000
10 -	33.520	21.869	55.389	78.51	0.828	16:39:02.389

P16 624		Matthew FEDRICK		Yamaha R6 - Matthew Fedrick farriers ltd/TBR performance		
IDEAL LAP TIME : 54.417		BEST LAP TIME : 54.417		DIFFERENCE : 0.000		
LAP	SECTOR 1	SECTOR 2	LAP TIME	MPH	DIFF	TIME OF DAY
1 -		22.484	1:03.383	68.60	8.966	16:30:47.243
2 -	33.109	22.066	55.175	78.81	0.758	16:31:42.418
3 -	32.935	21.682	54.617 (2)	79.61	0.200	16:32:37.035
4 -	33.343	21.718	55.061	78.97	0.644	16:33:32.096
5 -	33.904	22.133	56.037	77.60	1.620	16:34:28.133
6 -	32.941	21.944	54.885 (3)	79.23	0.468	16:35:23.018
7 -	33.557	21.895	55.452	78.42	1.035	16:36:18.470
8 -	32.842	21.575	54.417 (1)	79.91		16:37:12.887
9 -	33.045	21.846	54.891	79.22	0.474	16:38:07.778
10 -	33.568	21.586	55.154	78.84	0.737	16:39:02.932

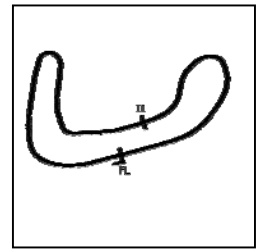
Weather / Track : Cloudy / Dry

Brands Hatch Indy
Circuit Length = 1.2079 miles
Start: 16:29 Flag 16:38 End: 16:39

BMCRC - MRO Championships 2020 - Rnd 1 @ Brands Hatch Indy

BMCRC Thunderbike Sport

RACE 15 - SECTOR ANALYSIS



SECTOR 1 = FL to I1, SECTOR 2 = I1 to FL, DIFF = Difference To Personal Best Lap, P = Crossed Finish Line in Pit Lane, D = Time Disallowed

P17 42		Scott MILLER		Yamaha R6 - Autoenhance colchester			
IDEAL LAP TIME : 54.767		BEST LAP TIME : 54.879		DIFFERENCE : 0.112			
LAP	SECTOR 1	SECTOR 2	LAP TIME	MPH	DIFF	TIME OF DAY	
1 -		22.417	1:03.133	68.87	8.254	16:30:46.993	
2 -	34.044	22.131	56.175	77.41	1.296	16:31:43.168	
3 -	33.659	22.339	55.998	77.65	1.119	16:32:39.166	
4 -	33.647	21.830	55.477	78.38	0.598	16:33:34.643	
5 -	33.451	22.045	55.496	78.35	0.617	16:34:30.139	
6 -	33.146	21.792	54.938 (2)	79.15	0.059	16:35:25.077	
7 -	33.235	21.864	55.099	78.92	0.220	16:36:20.176	
8 -	32.998	21.881	54.879 (1)	79.23		16:37:15.055	
9 -	33.043	21.968	55.011 (3)	79.04	0.132	16:38:10.066	
10 -	32.975	22.416	55.391	78.50	0.512	16:39:05.457	

P18 22		Matthew MAY		Honda CBR600F3 - Mays Racing			
IDEAL LAP TIME : 54.718		BEST LAP TIME : 54.970		DIFFERENCE : 0.252			
LAP	SECTOR 1	SECTOR 2	LAP TIME	MPH	DIFF	TIME OF DAY	
1 -		22.808	1:04.916	66.98	9.946	16:30:48.776	
2 -	33.780	22.346	56.126	77.47	1.156	16:31:44.902	
3 -	33.390	22.496	55.886	77.81	0.916	16:32:40.788	
4 -	33.921	22.307	56.228	77.33	1.258	16:33:37.016	
5 -	33.846	22.509	56.355	77.16	1.385	16:34:33.371	
6 -	33.786	22.345	56.131	77.47	1.161	16:35:29.502	
7 -	33.358	22.126	55.484	78.37	0.514	16:36:24.986	
8 -	33.119	21.853	54.972 (2)	79.10	0.002	16:37:19.958	
9 -	33.232	22.060	55.292 (3)	78.64	0.322	16:38:15.250	
10 -	32.865	22.105	54.970 (1)	79.10		16:39:10.220	

P19 26		Richard MAY		Honda CBR600FX - Many Mays Racing			
IDEAL LAP TIME : 54.653		BEST LAP TIME : 54.931		DIFFERENCE : 0.278			
LAP	SECTOR 1	SECTOR 2	LAP TIME	MPH	DIFF	TIME OF DAY	
1 -		23.081	1:07.175	64.73	12.244	16:30:51.035	
2 -	34.153	22.113	56.266	77.28	1.335	16:31:47.301	
3 -	33.318	22.046	55.364 (3)	78.54	0.433	16:32:42.665	
4 -	33.556	21.810	55.366	78.54	0.435	16:33:38.031	
5 -	33.684	22.006	55.690	78.08	0.759	16:34:33.721	
6 -	33.559	22.194	55.753	77.99	0.822	16:35:29.474	
7 -	33.465	22.064	55.529	78.31	0.598	16:36:25.003	
8 -	33.173	21.758	54.931 (1)	79.16		16:37:19.934	
9 -	33.519	21.876	55.395	78.50	0.464	16:38:15.329	
10 -	32.895	22.045	54.940 (2)	79.15	0.009	16:39:10.269	

P20 72		Kevin MILLER		Honda CBR600RR - Mechanical Air Supplies Ltd			
IDEAL LAP TIME : 55.148		BEST LAP TIME : 55.148		DIFFERENCE : 0.000			
LAP	SECTOR 1	SECTOR 2	LAP TIME	MPH	DIFF	TIME OF DAY	
1 -		22.795	1:03.916	68.03	8.768	16:30:47.776	
2 -	34.067	22.341	56.408	77.09	1.260	16:31:44.184	
3 -	34.293	22.613	56.906	76.41	1.758	16:32:41.090	
4 -	33.688	22.705	56.393	77.11	1.245	16:33:37.483	
5 -	33.427	22.760	56.187	77.39	1.039	16:34:33.670	
6 -	33.839	22.347	56.186	77.39	1.038	16:35:29.856	
7 -	33.687	22.164	55.851	77.86	0.703	16:36:25.707	
8 -	33.073	22.075	55.148 (1)	78.85		16:37:20.855	
9 -	33.510	22.252	55.762 (3)	77.98	0.614	16:38:16.617	
10 -	33.228	22.402	55.630 (2)	78.17	0.482	16:39:12.247	

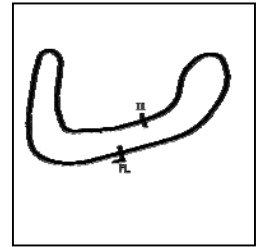
Weather / Track : Cloudy / Dry

Brands Hatch Indy
Circuit Length = 1.2079 miles
Start: 16:29 Flag 16:38 End: 16:39

BMCRC - MRO Championships 2020 - Rnd 1 @ Brands Hatch Indy

BMCRC Thunderbike Sport

RACE 15 - SECTOR ANALYSIS



SECTOR 1 = FL to I1, SECTOR 2 = I1 to FL, DIFF = Difference To Personal Best Lap, P = Crossed Finish Line in Pit Lane, D = Time Disallowed

P21 71		Colin CLUNE		Suzuki SV650 -		
IDEAL LAP TIME : 55.792		BEST LAP TIME : 55.806		DIFFERENCE : 0.014		
LAP	SECTOR 1	SECTOR 2	LAP TIME	MPH	DIFF	TIME OF DAY
1 -		23.089	1:05.123	66.77	9.317	16:30:48.983
2 -	34.289	22.363	56.652	76.75	0.846	16:31:45.635
3 -	33.579	22.480	56.059 (2)	77.57	0.253	16:32:41.694
4 -	33.780	22.408	56.188	77.39	0.382	16:33:37.882
5 -	34.010	22.658	56.668	76.73	0.862	16:34:34.550
6 -	33.908	22.251	56.159 (3)	77.43	0.353	16:35:30.709
7 -	33.593	22.213	55.806 (1)	77.92		16:36:26.515
8 -	33.632	22.597	56.229	77.33	0.423	16:37:22.744
9 -	33.860	22.512	56.372	77.14	0.566	16:38:19.116
10 -	34.060	22.531	56.591	76.84	0.785	16:39:15.707

P22 137		Charlie CRAWT		Honda CBR600F - BD Racing		
IDEAL LAP TIME : 55.970		BEST LAP TIME : 55.970		DIFFERENCE : 0.000		
LAP	SECTOR 1	SECTOR 2	LAP TIME	MPH	DIFF	TIME OF DAY
1 -		23.026	1:05.722	66.16	9.752	16:30:49.582
2 -	34.713	22.875	57.588	75.51	1.618	16:31:47.170
3 -	34.796	22.534	57.330	75.85	1.360	16:32:44.500
4 -	34.615	23.002	57.617	75.47	1.647	16:33:42.117
5 -	34.850	22.630	57.480	75.65	1.510	16:34:39.597
6 -	34.692	22.546	57.238	75.97	1.268	16:35:36.835
7 -	34.572	22.368	56.940 (3)	76.37	0.970	16:36:33.775
8 -	34.367	22.318	56.685 (2)	76.71	0.715	16:37:30.460
9 -	33.888	22.082	55.970 (1)	77.69		16:38:26.430

P23 53 R		Tim BANWELL		Yamaha R6 - Steve Jordan Motorcycles		
IDEAL LAP TIME : 56.009		BEST LAP TIME : 56.193		DIFFERENCE : 0.184		
LAP	SECTOR 1	SECTOR 2	LAP TIME	MPH	DIFF	TIME OF DAY
1 -		22.986	1:09.099	62.93	12.906	16:30:52.959
2 -	35.019	21.968	56.987	76.30	0.794	16:31:49.946
3 -	34.547	22.012	56.559 (2)	76.88	0.366	16:32:46.505
4 -	34.379	22.341	56.720	76.66	0.527	16:33:43.225
5 -	34.382	22.205	56.587	76.84	0.394	16:34:39.812
6 -	35.008	22.076	57.084	76.17	0.891	16:35:36.896
7 -	34.362	22.202	56.564 (3)	76.87	0.371	16:36:33.460
8 -	34.747	22.508	57.255	75.95	1.062	16:37:30.715
9 -	34.041	22.152	56.193 (1)	77.38		16:38:26.908

P24 187		David TREVEIL		Yamaha YZF R6 -		
IDEAL LAP TIME : 56.622		BEST LAP TIME : 56.702		DIFFERENCE : 0.080		
LAP	SECTOR 1	SECTOR 2	LAP TIME	MPH	DIFF	TIME OF DAY
1 -		23.227	1:07.019	64.88	10.317	16:30:50.879
2 -	35.819	22.429	58.248	74.65	1.546	16:31:49.127
3 -	35.417	22.584	58.001	74.97	1.299	16:32:47.128
4 -	35.403	23.407	58.810	73.94	2.108	16:33:45.938
5 -	34.946	22.202	57.148	76.09	0.446	16:34:43.086
6 -	34.802	22.134	56.936 (2)	76.37	0.234	16:35:40.022
7 -	34.488	22.214	56.702 (1)	76.69		16:36:36.724
8 -	34.779	22.571	57.350	75.82	0.648	16:37:34.074
9 -	34.769	22.279	57.048 (3)	76.22	0.346	16:38:31.122

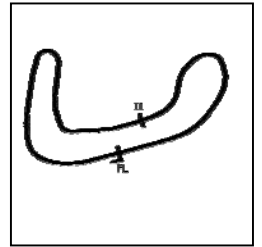
Weather / Track : Cloudy / Dry

Brands Hatch Indy
Circuit Length = 1.2079 miles
Start: 16:29 Flag 16:38 End: 16:39

BMCRC - MRO Championships 2020 - Rnd 1 @ Brands Hatch Indy

BMCRC Thunderbike Sport

RACE 15 - SECTOR ANALYSIS



SECTOR 1 = FL to I1, SECTOR 2 = I1 to FL, DIFF = Difference To Personal Best Lap, P = Crossed Finish Line in Pit Lane, D = Time Disallowed

P25 999 R		William GULLIFORD		Yamaha R6 -		
IDEAL LAP TIME : 55.964		BEST LAP TIME : 56.099		DIFFERENCE : 0.135		
LAP	SECTOR 1	SECTOR 2	LAP TIME	MPH	DIFF	TIME OF DAY
1 -		23.574	1:09.265	62.78	13.166	16:30:53.125
2 -	35.887	23.237	59.124	73.55	3.025	16:31:52.249
3 -	34.806	22.872	57.678	75.39	1.579	16:32:49.927
4 -	34.495	22.841	57.336	75.84	1.237	16:33:47.263
5 -	34.480	23.103	57.583	75.51	1.484	16:34:44.846
6 -	34.715	22.410	57.125 (3)	76.12	1.026	16:35:41.971
7 -	33.786	22.313	56.099 (1)	77.51		16:36:38.070
8 -	33.651	22.839	56.490 (2)	76.98	0.391	16:37:34.560
9 -	34.792	22.466	57.258	75.94	1.159	16:38:31.818

P26 9		Karl COONEY		Kawasaki ZXR400 L5 - Ediasia		
IDEAL LAP TIME : 56.903		BEST LAP TIME : 56.903		DIFFERENCE : 0.000		
LAP	SECTOR 1	SECTOR 2	LAP TIME	MPH	DIFF	TIME OF DAY
1 -		23.419	1:09.148	62.88	12.245	16:30:53.008
2 -	35.115	23.193	58.308	74.57	1.405	16:31:51.316
3 -	34.789	23.357	58.146	74.78	1.243	16:32:49.462
4 -	35.276	23.385	58.661	74.13	1.758	16:33:48.123
5 -	34.656	23.289	57.945 (3)	75.04	1.042	16:34:46.068
6 -	35.373	23.377	58.750	74.01	1.847	16:35:44.818
7 -	34.954	23.152	58.106	74.83	1.203	16:36:42.924
8 -	34.637	22.925	57.562 (2)	75.54	0.659	16:37:40.486
9 -	34.132	22.771	56.903 (1)	76.42		16:38:37.389

P27 40		Simon WILKINSON		Suzuki SV650 - S P Wilkinson Engineering Ltd		
IDEAL LAP TIME : 58.012		BEST LAP TIME : 58.065		DIFFERENCE : 0.053		
LAP	SECTOR 1	SECTOR 2	LAP TIME	MPH	DIFF	TIME OF DAY
1 -		23.270	1:06.481	65.41	8.416	16:30:50.341
2 -	35.141	23.248	58.389 (2)	74.47	0.324	16:31:48.730
3 -	35.194	22.871	58.065 (1)	74.89		16:32:46.795
4 -	35.415	23.742	59.157	73.50	1.092	16:33:45.952
5 -	35.658	23.119	58.777	73.98	0.712	16:34:44.729
6 -	35.783	23.087	58.870	73.86	0.805	16:35:43.599
7 -	35.301	23.346	58.647 (3)	74.14	0.582	16:36:42.246
8 -	35.567	23.418	58.985	73.72	0.920	16:37:41.231
9 -	35.348	23.554	58.902	73.82	0.837	16:38:40.133

P28 333 R		Mark STUBBERFIELD		Suzuki SV650 -		
IDEAL LAP TIME : 58.333		BEST LAP TIME : 58.374		DIFFERENCE : 0.041		
LAP	SECTOR 1	SECTOR 2	LAP TIME	MPH	DIFF	TIME OF DAY
1 -		24.107	1:10.619	61.57	12.245	16:30:54.479
2 -	35.216	23.158	58.374 (1)	74.49		16:31:52.853
3 -	35.449	23.305	58.754 (3)	74.01	0.380	16:32:51.607
4 -	35.602	23.396	58.998	73.70	0.624	16:33:50.605
5 -	35.864	23.681	59.545	73.03	1.171	16:34:50.150
6 -	35.967	23.512	59.479	73.11	1.105	16:35:49.629
7 -	35.963	23.566	59.529	73.05	1.155	16:36:49.158
8 -	35.276	23.117	58.393 (2)	74.47	0.019	16:37:47.551
9 -	36.174	23.295	59.469	73.12	1.095	16:38:47.020

Weather / Track : Cloudy / Dry

Brands Hatch Indy
Circuit Length = 1.2079 miles
Start: 16:29 Flag 16:38 End: 16:39

BMCRC - MRO Championships 2020 - Rnd 1 @ Brands Hatch Indy

BMCRC Thunderbike Sport

RACE 15 - SECTOR ANALYSIS



SECTOR 1 = FL to I1, SECTOR 2 = I1 to FL, DIFF = Difference To Personal Best Lap, P = Crossed Finish Line in Pit Lane, D = Time Disallowed

P29 21 R Taylor SHORES		Yamaha R6 -				
IDEAL LAP TIME : 59.292		BEST LAP TIME : 59.399		DIFFERENCE : 0.107		
LAP	SECTOR 1	SECTOR 2	LAP TIME	MPH	DIFF	TIME OF DAY
1 -		24.618	1:10.669	61.53	11.270	16:30:54.529
2 -	37.045	24.630	1:01.675	70.50	2.276	16:31:56.204
3 -	36.991	24.123	1:01.114	71.15	1.715	16:32:57.318
4 -	36.598	24.126	1:00.724	71.61	1.325	16:33:58.042
5 -	36.827	24.362	1:01.189	71.06	1.790	16:34:59.231
6 -	36.906	23.617	1:00.523	71.85	1.124	16:35:59.754
7 -	36.471	24.031	1:00.502 (3)	71.87	1.103	16:37:00.256
8 -	35.958	23.527	59.485 (2)	73.10	0.086	16:37:59.741
9 -	35.765	23.634	59.399 (1)	73.21		16:38:59.140

P30 272 R Christopher COWAN		Suzuki SV650 - IMP Racing International				
IDEAL LAP TIME : 59.025		BEST LAP TIME : 59.025		DIFFERENCE : 0.000		
LAP	SECTOR 1	SECTOR 2	LAP TIME	MPH	DIFF	TIME OF DAY
1 -		24.510	1:11.969	60.42	12.944	16:30:55.829
2 -	38.023	23.701	1:01.724	70.45	2.699	16:31:57.553
3 -	37.482	23.473	1:00.955	71.34	1.930	16:32:58.508
4 -	36.654	23.547	1:00.201 (3)	72.23	1.176	16:33:58.709
5 -	36.664	23.722	1:00.386	72.01	1.361	16:34:59.095
6 -	36.809	23.693	1:00.502	71.87	1.477	16:35:59.597
7 -	36.865	24.229	1:01.094	71.17	2.069	16:37:00.691
8 -	36.257	23.724	59.981 (2)	72.49	0.956	16:38:00.672
9 -	35.599	23.426	59.025 (1)	73.67		16:38:59.697

P31 49 R Oliver CHAYTOR		Yamaha R6 -				
IDEAL LAP TIME : 59.123		BEST LAP TIME : 59.125		DIFFERENCE : 0.002		
LAP	SECTOR 1	SECTOR 2	LAP TIME	MPH	DIFF	TIME OF DAY
1 -		25.595	1:13.576	59.10	14.451	16:30:57.436
2 -	37.150	24.068	1:01.218	71.03	2.093	16:31:58.654
3 -	36.989	23.689	1:00.678	71.66	1.553	16:32:59.332
4 -	36.364	23.873	1:00.237	72.19	1.112	16:33:59.569
5 -	36.369	24.265	1:00.634	71.71	1.509	16:35:00.203
6 -	36.653	23.476	1:00.129 (3)	72.32	1.004	16:36:00.332
7 -	36.723	24.359	1:01.082	71.19	1.957	16:37:01.414
8 -	36.478	23.469	59.947 (2)	72.54	0.822	16:38:01.361
9 -	35.654	23.471	59.125 (1)	73.54		16:39:00.486

P32 101 Glen TRIPP		Honda CBR 600FW - yaki too racing				
IDEAL LAP TIME : 58.818		BEST LAP TIME : 58.818		DIFFERENCE : 0.000		
LAP	SECTOR 1	SECTOR 2	LAP TIME	MPH	DIFF	TIME OF DAY
1 -		24.130	1:11.541	60.78	12.723	16:30:55.401
2 -	37.821	23.902	1:01.723	70.45	2.905	16:31:57.124
3 -	37.197	23.376	1:00.573	71.79	1.755	16:32:57.697
4 -	37.185	23.341	1:00.526	71.84	1.708	16:33:58.223
5 -	37.474	24.007	1:01.481	70.73	2.663	16:34:59.704
6 -	37.579	23.929	1:01.508	70.69	2.690	16:36:01.212
7 -	36.501	23.871	1:00.372 (3)	72.03	1.554	16:37:01.584
8 -	36.734	23.536	1:00.270 (2)	72.15	1.452	16:38:01.854
9 -	36.166	22.652	58.818 (1)	73.93		16:39:00.672

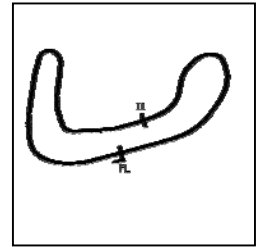
Weather / Track : Cloudy / Dry

Brands Hatch Indy
Circuit Length = 1.2079 miles
Start: 16:29 Flag 16:38 End: 16:39

BMCRC - MRO Championships 2020 - Rnd 1 @ Brands Hatch Indy

BMCRC Thunderbike Sport

RACE 15 - SECTOR ANALYSIS



SECTOR 1 = FL to I1, SECTOR 2 = I1 to FL, DIFF = Difference To Personal Best Lap, P = Crossed Finish Line in Pit Lane, D = Time Disallowed

P33 41 R		Alex MILNE		Suzuki SV650 -		
IDEAL LAP TIME : 59.420		BEST LAP TIME : 59.420		DIFFERENCE : 0.000		
LAP	SECTOR 1	SECTOR 2	LAP TIME	MPH	DIFF	TIME OF DAY
1 -		25.704	1:14.272	58.54	14.852	16:30:58.132
2 -	37.563	24.283	1:01.846	70.31	2.426	16:31:59.978
3 -	37.252	23.607	1:00.859	71.45	1.439	16:33:00.837
4 -	36.269	23.927	1:00.196	72.24	0.776	16:34:01.033
5 -	35.991	23.988	59.979 (2)	72.50	0.559	16:35:01.012
6 -	37.430	23.800	1:01.230	71.02	1.810	16:36:02.242
7 -	36.196	24.393	1:00.589	71.77	1.169	16:37:02.831
8 -	35.980	24.065	1:00.045 (3)	72.42	0.625	16:38:02.876
9 -	35.824	23.596	59.420 (1)	73.18		16:39:02.296

P34 139 R		Rob MARLEY		Honda CBR600F3 -		
IDEAL LAP TIME : 59.705		BEST LAP TIME : 59.863		DIFFERENCE : 0.158		
LAP	SECTOR 1	SECTOR 2	LAP TIME	MPH	DIFF	TIME OF DAY
1 -		25.420	1:13.224	59.38	13.361	16:30:57.084
2 -	37.852	24.188	1:02.040	70.09	2.177	16:31:59.124
3 -	38.268	24.094	1:02.362	69.73	2.499	16:33:01.486
4 -	37.551	23.825	1:01.376	70.85	1.513	16:34:02.862
5 -	36.375	23.488	59.863 (1)	72.64		16:35:02.725
6 -	36.786	23.573	1:00.359 (3)	72.04	0.496	16:36:03.084
7 -	37.188	23.790	1:00.978	71.31	1.115	16:37:04.062
8 -	36.780	23.452	1:00.232 (2)	72.19	0.369	16:38:04.294
9 -	37.884	23.330	1:01.214	71.03	1.351	16:39:05.508

P35 37		Ricky WOODS		Suzuki GSXR 600 - T & S Vehicle Repairs		
IDEAL LAP TIME : 57.163		BEST LAP TIME : 57.644		DIFFERENCE : 0.481		
LAP	SECTOR 1	SECTOR 2	LAP TIME	MPH	DIFF	TIME OF DAY
1 -		23.030	1:04.531	67.38	6.887	16:30:48.391
2 -	35.396	22.811	58.207 (2)	74.70	0.563	16:31:46.598
3 -	34.352	23.292	57.644 (1)	75.43		16:32:44.242

BMCRC - MRO Championships 2020 - Rnd 1 @ Brands Hatch Indy

BMCRC Thunderbike Sport

RACE 15 - BEST SECTORS

SECTOR 1			SECTOR 2			IDEAL / BEST COMPARISON						
POS	NO	NAME	TIME	NO	NAME	TIME	POS	NO	NAME	IDEAL	BEST	DIFF
									PERFECT LAP	51.103		
1	961	SIM	30.750	961	SIM	20.353	1	961	SIM	51.103	51.231	0.128
2	152	FRICKER	31.013	90	WATSON	20.573	2	152	FRICKER	51.735	51.735	0.000
3	90	WATSON	31.323	152	FRICKER	20.722	3	90	WATSON	51.896	51.912	0.016
4	84	BRANCO	31.470	38	REVELEY	20.864	4	84	BRANCO	52.417	52.436	0.019
5	198	TOPPING	31.659	104	ROBINSON	20.873	5	198	TOPPING	52.604	52.832	0.228
6	81	MAY	31.741	198	TOPPING	20.945	6	104	ROBINSON	52.701	52.894	0.193
7	104	ROBINSON	31.828	84	BRANCO	20.947	7	81	MAY	52.893	52.962	0.069
8	48	WALLIS	32.143	48	WALLIS	21.020	8	38	REVELEY	53.104	53.104	0.000
9	191	SEATH	32.197	81	MAY	21.152	9	48	WALLIS	53.163	53.364	0.201
10	38	REVELEY	32.240	191	SEATH	21.162	10	191	SEATH	53.359	53.509	0.150
11	51	BEESLEY	32.347	351	DIGBY-BAKER	21.303	11	51	BEESLEY	53.741	53.826	0.085
12	351	DIGBY-BAKER	32.483	75	MAY	21.373	12	351	DIGBY-BAKER	53.786	53.786	0.000
13	75	MAY	32.665	51	BEESLEY	21.394	13	75	MAY	54.038	54.180	0.142
14	46	MORRIS	32.842	624	FEDRICK	21.575	14	624	FEDRICK	54.417	54.417	0.000
15	624	FEDRICK	32.842	46	MORRIS	21.602	15	46	MORRIS	54.444	54.561	0.117
16	22	MAY	32.865	26	MAY	21.758	16	26	MAY	54.653	54.931	0.278
17	26	MAY	32.895	42	MILLER	21.792	17	22	MAY	54.718	54.970	0.252
18	42	MILLER	32.975	22	MAY	21.853	18	42	MILLER	54.767	54.879	0.112
19	72	MILLER	33.073	53	BANWELL	21.968	19	72	MILLER	55.148	55.148	0.000
20	71	CLUNE	33.579	72	MILLER	22.075	20	71	CLUNE	55.792	55.806	0.014
21	999	GULLIFORD	33.651	137	CRAWT	22.082	21	999	GULLIFORD	55.964	56.099	0.135
22	137	CRAWT	33.888	187	TREVEIL	22.134	22	137	CRAWT	55.970	55.970	0.000
23	53	BANWELL	34.041	71	CLUNE	22.213	23	53	BANWELL	56.009	56.193	0.184
24	9	COONEY	34.132	999	GULLIFORD	22.313	24	187	TREVEIL	56.622	56.702	0.080
25	37	WOODS	34.352	101	TRIPP	22.652	25	9	COONEY	56.903	56.903	0.000
26	187	TREVEIL	34.488	9	COONEY	22.771	26	37	WOODS	57.163	57.644	0.481
27	40	WILKINSON	35.141	37	WOODS	22.811	27	40	WILKINSON	58.012	58.065	0.053
28	333	STUBBERFIELD	35.216	40	WILKINSON	22.871	28	333	STUBBERFIELD	58.333	58.374	0.041
29	272	COWAN	35.599	333	STUBBERFIELD	23.117	29	101	TRIPP	58.818	58.818	0.000
30	49	CHAYTOR	35.654	139	MARLEY	23.330	30	272	COWAN	59.025	59.025	0.000
31	21	SHORES	35.765	272	COWAN	23.426	31	49	CHAYTOR	59.123	59.125	0.002
32	41	MILNE	35.824	49	CHAYTOR	23.469	32	21	SHORES	59.292	59.399	0.107
33	101	TRIPP	36.166	21	SHORES	23.527	33	41	MILNE	59.420	59.420	0.000
34	139	MARLEY	36.375	41	MILNE	23.596	34	139	MARLEY	59.705	59.863	0.158
35							35	12	BLOCH		51.855	

Weather / Track : Cloudy / Dry

Results can be found at www.tsl-timing.com

Brands Hatch Indy
 Circuit Length = 1.2079 miles
 Start: 16:29 Flag 16:38 End: 16:39

Printed - 16:48 Saturday, 07 March 2020

BMCRC - MRO Championships 2020 - Rnd 1 @ Brands Hatch Indy

BMCRC Thunderbike Sport

RACE 15 - STATISTICS

Competitors Started 35
Planned Start 2020-03-07 @ 16:35:00.000
Actual Start 2020-03-07 @ 16:29:43.859
Finish Time 2020-03-07 @ 16:38:26.118
Track Length 1.2079mi.
Total Laps 330
Total Distance Covered 398.6220mi.

Session Fastest Lap History

NO	CL	NAME	LAP TIME	TIME OF DAY	LAP	VEHICLE
961		Jack SIM	51.698	16:31:32.197	2	Yamaha R6
961		Jack SIM	51.484	16:32:23.681	3	Yamaha R6
961		Jack SIM	51.264	16:33:14.944	4	Yamaha R6
961		Jack SIM	51.232	16:34:06.176	5	Yamaha R6
961		Jack SIM	51.231	16:35:49.424	7	Yamaha R6

Session Leader History

NO	CL	NAME	FROM LAP	LAPS LED	DISTANCE	VEHICLE
961		Jack SIM	1	10	12.07 miles	Yamaha R6

Flag History

TYPE	TIME OF DAY
GREEN	16:29:43.859
FINISH	16:38:26.118

Flag Statistics

TYPE	COUNT	TOTAL LAPS	TOTAL TIME
Green	1	10	9:36.852
Red	0	0	0.000
Safety Car	0	0	0.000
FCY	0	0	0.000

BMCRC - MRO Championships 2020 - Rnd 1 @ Brands Hatch Indy

BMCRC Thunderbike Sport

RACE 15 - STATISTICS

CLASS :

27 Starters

Fastest Lap History

NO	NAME	LAP TIME	TIME OF DAY	LAP	VEHICLE
961	Jack SIM	51.698	16:31:32.197	2	Yamaha R6
961	Jack SIM	51.484	16:32:23.681	3	Yamaha R6
961	Jack SIM	51.264	16:33:14.944	4	Yamaha R6
961	Jack SIM	51.232	16:34:06.176	5	Yamaha R6
961	Jack SIM	51.231	16:35:49.424	7	Yamaha R6

Leader History

NO	NAME	FROM LAP	LAPS LED	DISTANCE	VEHICLE
961	Jack SIM	1	10	12.07 miles	Yamaha R6

BMCRC - MRO Championships 2020 - Rnd 1 @ Brands Hatch Indy

BMCRC Thunderbike Sport

RACE 15 - STATISTICS

CLASS : R

8 Starters

Fastest Lap History

NO	NAME	LAP TIME	TIME OF DAY	LAP	VEHICLE
53	Tim BANWELL	56.987	16:31:49.982	2	Yamaha R6
53	Tim BANWELL	56.559	16:32:46.541	3	Yamaha R6
999	William GULLIFORD	56.099	16:36:38.101	7	Yamaha R6

Leader History

NO	NAME	FROM LAP	LAPS LED	DISTANCE	VEHICLE
53	Tim BANWELL	1	9	10.87 miles	Yamaha R6

BMCRC - MRO Championships 2020 - Rnd 1 @ Brands Hatch Indy



BMCRC Thunderbike Sport

RACE 6 - GRID (12 Laps)

ROW 14	42		41		40	52 Gary JARMAN	
ROW 13		39	143 Robert DAVIE	38	155 Richard HARRIS	37	661 Cameron HARRIS
ROW 12	36	133 Carl JOHNSTONE	35	59.863 139 Rob MARLEY	34	59.420 41 Alex MILNE	
ROW 11		33	59.399 21 Taylor SHORES	32	59.125 49 Oliver CHAYTOR	31	59.025 272 Christopher COWAN
ROW 10	30	58.818 101 Glen TRIPP	29	58.374 333 Mark STUBBERFIELD	28	58.065 40 Simon WILKINSON	
ROW 9		27	57.644 37 Ricky WOODS	26	56.903 9 Karl COONEY	25	56.702 187 David TREVEIL
ROW 8	24	56.193 53 Tim BANWELL	23	56.099 999 William GULLIFORD	22	55.970 137 Charlie CRAWT	
ROW 7		21	55.806 71 Colin CLUNE	20	55.148 72 Kevin MILLER	19	54.970 22 Matthew MAY
ROW 6	18	54.931 26 Richard MAY	17	54.879 42 Scott MILLER	16	54.561 46 Jeff MORRIS	
ROW 5		15	54.417 624 Matthew FEDRICK	14	54.180 75 Stewart MAY	13	53.826 51 Paul BEESLEY
ROW 4	12	53.786 351 Sam DIGBY-BAKER	11	53.509 191 James SEATH	10	53.364 48 Shaun WALLIS	
ROW 3		9	53.104 38 James REVELEY	8	52.962 81 Malvern MAY	7	52.894 104 Alex ROBINSON
ROW 2	6	52.832 198 Steven TOPPING	5	52.436 84 Ricardo BRANCO	4	51.912 90 Edward WATSON	
ROW 1		3	51.855 12 Cedric BLOCH	2	51.735 152 Elliot FRICKER	1	51.231 961 Jack SIM

Pole

Brands Hatch Indy
Circuit Length = 1.2079 miles

These results are provisional until the conclusion of any judicial and technical matters.

Clerk Of Course :	Steward :	Timekeeper :
-------------------	-----------	--------------

Results can be found at www.tsl-timing.com

Printed - 16:49 Saturday, 07 March 2020



BMCRC - MRO Championships 2020 - Rnd 1 @ Brands Hatch Indy



BMCRC Thunderbike Sport

RACE 5 - CLASSIFICATION

POS	NO	CL	PIC NAME	ENTRY	LAPS	TIME	GAP	DIFF	MPH	BEST	ON
1	961		1 Jack SIM	Yamaha R6 - ALLIUM by David stead Landscapes /	12	12:17.476			70.75	1:00.430	8
2	90		2 Edward WATSON	Yamaha R6 - Motorsportdays.com TEA Time Racing	12	12:18.087	0.611	0.611	70.70	58.935	12
3	155		3 Richard HARRIS	Suzuki SV650 - HP Racing	12	12:18.856	1.380	0.769	70.62	58.455	12
4	75		4 Stewart MAY	Honda CBR600F3 - Too Many Mays Racing	12	12:19.443	1.967	0.587	70.57	59.228	10
5	198		5 Steven TOPPING	Yamaha R6 -	12	12:37.651	20.175	18.208	68.87	1:01.844	6
6	351		6 Sam DIGBY-BAKER	Yamaha R6 -	12	12:38.570	21.094	0.919	68.79	1:00.828	7
7	71		7 Colin CLUNE	Suzuki SV650 -	12	12:39.437	21.961	0.867	68.71	1:01.517	5
8	22		8 Matthew MAY	Honda CBR600F3 - Mays Racing	12	12:47.163	29.687	7.726	68.02	1:00.388	12
9	81		9 Malvern MAY	Honda CBR600RR -	12	12:48.004	30.528	0.841	67.94	1:01.456	11
10	53		10 Tim BANWELL	Yamaha R6 - Steve Jordan Motorcycles	12	13:02.858	45.382	14.854	66.65	1:02.751	3
11	84		11 Ricardo BRANCO	Yamaha R6 - IMP Racing	12	13:03.655	46.179	0.797	66.58	1:03.789	12
12	38		12 James REVELEY	Yamaha R6 - PCN Racing	12	13:10.559	53.083	6.904	66.00	1:01.586	10
13	624		13 Matthew FEDRICK	Yamaha R6 - Matthew Fedrick farriers ltd/TBR perfo	12	13:17.025	59.549	6.466	65.47	1:03.747	9
14	48		14 Shaun WALLIS	Yamaha R6 - MBC Despatch Racing	12	13:17.219	59.743	0.194	65.45	1:03.552	9
15	26		15 Richard MAY	Honda CBR600FX - Many Mays Racing	12	13:17.620	1:00.144	0.401	65.42	1:02.100	11
16	137		16 Charlie CRAWT	Honda CBR600F - BD Racing	12	13:19.869	1:02.393	2.249	65.23	1:03.525	10
17	40		17 Simon WILKINSON	Suzuki SV650 - S P Wilkinson Engineering Ltd	12	13:20.110	1:02.634	0.241	65.22	1:03.273	11
18	42		18 Scott MILLER	Yamaha R6 - Autoenhance colchester	11	12:17.694	1 Lap	1 Lap	64.84	1:04.232	9
19	143		19 Robert DAVIE	Suzuki SV650 -	11	12:17.992	1 Lap	0.298	64.81	1:03.969	11
20	333	R	1 Mark STUBBERFIELD	Suzuki SV650 -	11	12:19.275	1 Lap	1.283	64.70	1:04.294	10
21	49	R	2 Oliver CHAYTOR	Yamaha R6 -	11	12:27.970	1 Lap	8.695	63.95	1:04.896	11
22	9		20 Karl COONEY	Kawasaki ZXR400 L5 - Ediasia	11	12:38.932	1 Lap	10.962	63.02	1:05.304	7
23	37		21 Ricky WOODS	Suzuki GSXR 600 - T & S Vehicle Repairs	11	12:44.646	1 Lap	5.714	62.55	1:07.629	8
24	999	R	3 William GULLIFORD	Yamaha R6 -	11	12:50.701	1 Lap	6.055	62.06	1:05.299	10
25	21	R	4 Taylor SHORES	Yamaha R6 -	11	12:53.582	1 Lap	2.881	61.83	1:06.445	11
26	187		22 David TREVEIL	Yamaha YZF R6 -	11	13:24.642	1 Lap	31.060	59.44	1:08.419	5

NOT CLASSIFIED

DNF	104		Alex ROBINSON	Honda CBR600RR - Boa	11	11:07.801	1 Lap		71.63	57.202	8
DNF	12		Cedric BLOCH	Kawasaki ZX6R - Brigitt's Group & SDC Performanc	10	10:09.361	2 Laps	1 Lap	71.36	58.487	8
DNF	139	R	Rob MARLEY	Honda CBR600F3 -	7	8:07.103	5 Laps	3 Laps	62.49	1:03.744	7
DNF	51		Paul BEESLEY	Yamaha R6 -	5	5:46.183	7 Laps	2 Laps	62.80	1:06.513	5
DNF	72		Kevin MILLER	Honda CBR600RR - Mechanical Air Supplies Ltd	2	2:39.034	10 Laps	3 Laps	54.68	1:15.964	2
DNF	152		Elliot FRICKER	Honda CBR600 - Ride in bike tyres	0						
DNF	191		James SEATH	Kawasaki ZX6-RR - Ovenden Earthmoving	0						

FASTEST LAP

104		Alex ROBINSON	Honda CBR600RR - Boa	8	57.202	76.02 mph	122.34 kph
139	R	Rob MARLEY	Honda CBR600F3 -	7	1:03.744	68.21 mph	109.78 kph

* No. 139 - Please fit a working transponder
 Class - 92.5% of Race Speed = 65.44 mph
 Class R - 92.5% of Race Speed = 59.84 mph

Brands Hatch Indy
 Circuit Length = 1.2079 miles
 Start: 13:15 Flag 13:27 End: 13:29

Weather / Track : Cloudy / Wet

These results are provisional until the conclusion of any judicial and technical matters.

Clerk Of Course :	Steward :	Timekeeper :
-------------------	-----------	--------------

Results can be found at www.tsl-timing.com

Printed - 13:34 Sunday, 08 March 2020



BMCR - MRO Championships 2020 - Rnd 1 @ Brands Hatch Indy

BMCR Thunderbike Sport

RACE 5 - LAP CHART

LAP 1 @ 13:16:46.502		
NO	BEHIND	LAP TIME

961		1:05.231
90	3.573	1:08.804
104	4.078	1:09.309
75	4.352	1:09.583
198	4.563	1:09.794
84	6.167	1:11.398
12	7.561	1:12.792
81	7.921	1:13.152
71	8.863	1:14.094
351	9.572	1:14.803
48	9.678	1:14.909
22	9.792	1:15.023
155	9.869	1:15.100
624	11.073	1:16.304
137	11.147	1:16.378
53	11.563	1:16.794
38	11.658	1:16.889
51	12.217	1:17.448
42	13.105	1:18.336
26	14.122	1:19.353
40	14.249	1:19.480
37	14.384	1:19.615
143	14.748	1:19.979
9	16.085	1:21.316
333	16.725	1:21.956
49	16.886	1:22.117
72	17.839	1:23.070
21	17.899	1:23.130
139	18.164	1:23.395
999	18.961	1:24.192
187	20.586	1:25.817

LAP 2 @ 13:17:47.384		
NO	BEHIND	LAP TIME

961		1:00.882
75	6.831	1:03.361
104	6.910	1:03.714
90	6.947	1:04.256
198	7.521	1:03.840
12	7.738	1:01.059
84	9.951	1:04.666
71	11.047	1:03.066
351	11.674	1:02.984
81	11.849	1:04.810
155	11.945	1:02.958
22	14.091	1:05.181
53	15.872	1:05.191
48	17.315	1:08.519
137	18.017	1:07.752
624	19.075	1:08.884
38	19.586	1:08.810
51	20.048	1:08.713
42	20.258	1:08.035
40	20.529	1:07.162
26	22.546	1:09.306
37	23.157	1:09.655
143	23.656	1:09.790
9	24.470	1:09.267
49	25.984	1:09.980
333	26.263	1:10.420
139	29.422	1:12.140
21	30.162	1:13.145

LAP 3 @ 13:18:48.383		
NO	BEHIND	LAP TIME

961		1:00.999
12	8.462	1:01.723
90	8.967	1:03.019
75	9.149	1:03.317
104	9.348	1:03.437
198	10.030	1:03.508
71	12.648	1:02.600
155	13.325	1:02.379
84	13.496	1:04.544
351	14.121	1:03.446
81	14.870	1:04.020
22	17.198	1:04.106
53	17.624	1:02.751
48	23.267	1:06.951
137	24.238	1:07.220
624	24.925	1:06.849
38	25.223	1:06.636
42	25.656	1:06.397
51	25.947	1:06.898
40	26.332	1:06.802
26	29.233	1:07.686
37	30.509	1:08.351
143	30.807	1:08.150
9	32.143	1:08.672
333	32.236	1:06.972
49	33.705	1:08.720
139	35.940	1:07.517
21	40.180	1:11.017
999	44.640	1:12.633
187	45.065	1:12.563

LAP 4 @ 13:19:49.158		
NO	BEHIND	LAP TIME

961		1:00.775
12	7.494	59.807
90	9.620	1:01.428
75	9.799	1:01.425
104	9.925	1:01.352
198	11.200	1:01.945
71	13.482	1:01.609
155	13.561	1:01.011
84	17.555	1:04.834
351	17.826	1:04.480
81	18.882	1:04.787
22	20.490	1:04.067
53	21.204	1:04.355
48	29.004	1:06.512
624	29.622	1:05.472
137	31.048	1:07.585
38	31.213	1:06.765
42	31.594	1:06.713
51	31.783	1:06.611
40	32.119	1:06.562
26	36.004	1:07.546
143	36.587	1:06.555
37	38.015	1:08.281
333	38.200	1:06.739
9	38.828	1:07.460

LAP 5 @ 13:20:50.421		
NO	BEHIND	LAP TIME

961		1:01.263
12	4.887	58.656
90	9.772	1:01.415
104	9.876	1:01.214
75	10.155	1:01.619
198	11.810	1:01.873
155	12.229	59.931
71	13.736	1:01.517
351	19.456	1:02.893
84	21.484	1:05.192
22	21.982	1:02.755
81	22.289	1:04.670
53	25.679	1:05.738
624	34.429	1:06.070
48	35.341	1:07.600
38	35.515	1:05.565
42	36.498	1:06.167
51	37.033	1:06.513
137	37.820	1:08.035
40	37.938	1:07.082
26	40.015	1:05.274
143	41.180	1:05.856
333	41.649	1:04.712
9	44.055	1:06.490
37	44.983	1:08.231
49	45.086	1:06.351
139	45.612	1:05.234
21	57.362	1:09.760
999	1:00.742	1:07.724

LAP 6 @ 13:21:51.430		
NO	BEHIND	LAP TIME

961		1:01.009
187	1 Lap	1:08.419
12	3.475	59.597
104	7.159	58.292
90	9.049	1:00.286
75	9.281	1:00.135
155	10.973	59.753
198	12.645	1:01.844
71	14.387	1:01.660
351	20.177	1:01.730
84	25.053	1:04.578
22	25.334	1:04.361
81	25.666	1:04.386
53	28.906	1:04.236
624	38.988	1:05.568
38	40.638	1:06.132
48	40.661	1:06.329
42	43.153	1:07.664
137	43.375	1:06.564
40	43.412	1:06.483
26	43.915	1:04.909
143	45.557	1:05.386
333	46.179	1:05.539
9	49.236	1:06.190

LAP 7 @ 13:22:53.052		
NO	BEHIND	LAP TIME

961		1:01.622
12	0.913	59.060
21	1 Lap	1:09.236
104	4.519	58.982
90	7.770	1:00.343
999	1 Lap	1:09.772
187	1 Lap	1:09.237
75	8.668	1:01.009
155	9.008	59.657
198	13.228	1:02.205
71	14.607	1:01.842
351	19.383	1:00.828
22	25.962	1:02.250
81	26.042	1:01.998
84	29.110	1:05.679
53	30.730	1:03.446
624	43.279	1:05.913
38	43.347	1:04.331
48	44.449	1:05.410
42	47.294	1:05.763
26	47.508	1:05.215
137	47.800	1:06.047
40	48.370	1:06.580
143	49.121	1:05.186
333	49.442	1:04.885
9	52.918	1:05.304
49	53.542	1:05.376
139	55.322	1:03.744

LAP 8 @ 13:23:52.452		
NO	BEHIND	LAP TIME

12		58.487
37	1 Lap	1:07.934
961	1.030	1:00.430
104	2.321	57.202
90	8.054	59.684
75	9.590	1:00.322
155	10.286	1:00.678
21	1 Lap	1:07.781
999	1 Lap	1:06.076
198	15.964	1:02.136
71	17.668	1:02.461
351	20.966	1:00.983
187	1 Lap	1:12.253
22	28.279	1:01.717
81	29.319	1:02.677
84	34.584	1:04.874
53	34.735	1:03.405
38	48.351	1:04.404
624	48.604	1:04.725
48	49.671	1:04.622
42	52.576	1:04.682
26	52.702	1:04.594
137	53.073	1:04.673
40	53.599	1:04.629
143	54.259	1:04.538
333	54.588	1:04.546
9	59.082	1:05.564

LAP 9 @ 13:24:52.097		
NO	BEHIND	LAP TIME

12		59.645
104	0.084	57.408
961	2.088	1:00.703
37	1 Lap	1:07.629
90	8.986	1:00.577
75	9.890	59.945
155	10.240	59.599
198	18.329	1:02.010
21	1 Lap	1:08.667
71	21.503	1:03.480
999	1 Lap	1:06.988
351	22.182	1:00.861
22	31.065	1:02.431
81	32.298	1:02.624
187	1 Lap	1:11.580
53	39.606	1:04.516
84	39.771	1:04.832
38	50.936	1:02.230
624	52.706	1:03.747
48	53.578	1:03.552
42	57.163	1:04.232
137	57.211	1:03.783
26	57.424	1:04.367
40	57.986	1:04.032

LAP 10 @ 13:25:50.632		
NO	BEHIND	LAP TIME

12		58.535
104	0.098	58.549
143	1 Lap	1:04.306
333	1 Lap	1:04.544
961	4.369	1:00.816
49	1 Lap	1:05.894
9	1 Lap	1:09.297
90	10.353	59.902
75	10.583	59.228
155	11.139	59.434
37	1 Lap	1:07.872
198	22.034	1:02.240
71	25.201	1:02.233
351	25.233	1:01.586
999	1 Lap	1:06.518
21	1 Lap	1:08.183
81	35.633	1:01.870
22	35.670	1:03.140
53	45.086	1:04.015
84	46.009	1:04.773
187	1 Lap	1:12.511
38	53.987	1:01.586

LAP 11 @ 13:26:49.072		
NO	BEHIND	LAP TIME

104		58.342
624	1 Lap	1:05.366
48	1 Lap	1:04.642
137	1 Lap	1:03.525
42	1 Lap	1:04.933
26	1 Lap	1:04.704
40	1 Lap	1:04.680

Brands Hatch Indy
 Circuit Length = 1.2079 miles
 Start: 13:15 Flag 13:27 End: 13:29

Weather / Track : Cloudy / Wet

BMCRC - MRO Championships 2020 - Rnd 1 @ Brands Hatch Indy

BMCRC Thunderbike Sport

RACE 5 - LAP CHART

143	1 Lap	1:04.277
961	6.727	1:00.798
333	1 Lap	1:04.294
90	11.351	59.438
75	12.147	1:00.004
155	12.600	59.901
49	1 Lap	1:06.874
9	1 Lap	1:10.122
198	27.502	1:03.908
37	1 Lap	1:08.673
351	27.810	1:01.017
71	28.688	1:01.927
999	1 Lap	1:05.299
81	38.649	1:01.456
22	38.974	1:01.744
21	1 Lap	1:06.758
53	50.657	1:04.011
84	52.065	1:04.496
38	1:00.028	1:04.481
187	1 Lap	1:14.064
624	1:04.896	1:03.799
48	1:05.570	1:04.325
26	1:07.253	1:02.100
137	1:07.312	1:03.551
40	1:08.964	1:03.273

LAP 12 @ 13:27:58.747

NO	BEHIND	LAP TIME
----	--------	----------

961		1:02.948
42	1 Lap	1:04.772
143	1 Lap	1:03.969
90	0.611	58.935
155	1.380	58.455
333	1 Lap	1:04.668
75	1.967	59.495
49	1 Lap	1:04.896
198	20.175	1:02.348
351	21.094	1:02.959
9	1 Lap	1:09.250
71	21.961	1:02.948
37	1 Lap	1:09.190
22	29.687	1:00.388
81	30.528	1:01.554
999	1 Lap	1:06.156
21	1 Lap	1:06.445
53	45.382	1:04.400
84	46.179	1:03.789
38	53.083	1:02.730
624	59.549	1:04.328
48	59.743	1:03.848
26	1:00.144	1:02.566
137	1:02.393	1:04.756
40	1:02.634	1:03.345
187	1 Lap	1:14.042

Weather / Track : Cloudy / Wet

BMCRC - MRO Championships 2020 - Rnd 1 @ Brands Hatch Indy

BMCRC Thunderbike Sport

RACE 5 - SECTOR ANALYSIS



SECTOR 1 = FL to I1, SECTOR 2 = I1 to FL, DIFF = Difference To Personal Best Lap, P = Crossed Finish Line in Pit Lane, D = Time Disallowed

P1 961		Jack SIM		Yamaha R6 - ALLIUM by David stead Landscapes / Platform Lifi		
IDEAL LAP TIME : 59.992		BEST LAP TIME : 1:00.430		DIFFERENCE : 0.438		
LAP	SECTOR 1	SECTOR 2	LAP TIME	MPH	DIFF	TIME OF DAY
1 -		24.598	1:05.231	66.66	4.801	13:16:46.502
2 -	36.702	24.180	1:00.882	71.42	0.452	13:17:47.384
3 -	36.537	24.462	1:00.999	71.28	0.569	13:18:48.383
4 -	36.537	24.238	1:00.775 (3)	71.55	0.345	13:19:49.158
5 -	36.764	24.499	1:01.263	70.98	0.833	13:20:50.421
6 -	36.358	24.651	1:01.009	71.27	0.579	13:21:51.430
7 -	37.351	24.271	1:01.622	70.56	1.192	13:22:53.052
8 -	36.783	23.647	1:00.430 (1)	71.96		13:23:53.482
9 -	36.816	23.887	1:00.703 (2)	71.63	0.273	13:24:54.185
10 -	36.617	24.199	1:00.816	71.50	0.386	13:25:55.001
11 -	36.345	24.453	1:00.798	71.52	0.368	13:26:55.799
12 -	37.683	25.265	1:02.948	69.08	2.518	13:27:58.747

P2 90		Edward WATSON		Yamaha R6 - Motorsportdays.com TEA Time Racing		
IDEAL LAP TIME : 58.935		BEST LAP TIME : 58.935		DIFFERENCE : 0.000		
LAP	SECTOR 1	SECTOR 2	LAP TIME	MPH	DIFF	TIME OF DAY
1 -		25.452	1:08.804	63.20	9.869	13:16:50.075
2 -	39.231	25.025	1:04.256	67.67	5.321	13:17:54.331
3 -	38.145	24.874	1:03.019	69.00	4.084	13:18:57.350
4 -	37.373	24.055	1:01.428	70.79	2.493	13:19:58.778
5 -	37.372	24.043	1:01.415	70.80	2.480	13:21:00.193
6 -	36.715	23.571	1:00.286	72.13	1.351	13:22:00.479
7 -	36.487	23.856	1:00.343	72.06	1.408	13:23:00.822
8 -	36.267	23.417	59.684 (3)	72.86	0.749	13:24:00.506
9 -	36.431	24.146	1:00.577	71.78	1.642	13:25:01.083
10 -	36.439	23.463	59.902	72.59	0.967	13:26:00.985
11 -	35.957	23.481	59.438 (2)	73.16	0.503	13:27:00.423
12 -	35.781	23.154	58.935 (1)	73.78		13:27:59.358

P3 155		Richard HARRIS		Suzuki SV650 - HP Racing		
IDEAL LAP TIME : 58.455		BEST LAP TIME : 58.455		DIFFERENCE : 0.000		
LAP	SECTOR 1	SECTOR 2	LAP TIME	MPH	DIFF	TIME OF DAY
1 -		26.000	1:15.100	57.90	16.645	13:16:56.371
2 -	38.351	24.607	1:02.958	69.07	4.503	13:17:59.329
3 -	37.556	24.823	1:02.379	69.71	3.924	13:19:01.708
4 -	36.514	24.497	1:01.011	71.27	2.556	13:20:02.719
5 -	36.252	23.679	59.931	72.56	1.476	13:21:02.650
6 -	36.282	23.471	59.753	72.77	1.298	13:22:02.403
7 -	36.151	23.506	59.657	72.89	1.202	13:23:02.060
8 -	36.794	23.884	1:00.678	71.66	2.223	13:24:02.738
9 -	35.628	23.971	59.599 (3)	72.96	1.144	13:25:02.337
10 -	35.988	23.446	59.434 (2)	73.16	0.979	13:26:01.771
11 -	36.197	23.704	59.901	72.59	1.446	13:27:01.672
12 -	35.189	23.266	58.455 (1)	74.39		13:28:00.127

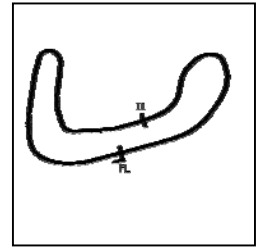
Weather / Track : Cloudy / Wet

Brands Hatch Indy
Circuit Length = 1.2079 miles
Start: 13:15 Flag 13:27 End: 13:29

BMCRC - MRO Championships 2020 - Rnd 1 @ Brands Hatch Indy

BMCRC Thunderbike Sport

RACE 5 - SECTOR ANALYSIS



SECTOR 1 = FL to I1, SECTOR 2 = I1 to FL, DIFF = Difference To Personal Best Lap, P = Crossed Finish Line in Pit Lane, D = Time Disallowed

P4 75		Stewart MAY		Honda CBR600F3 - Too Many Mays Racing		
IDEAL LAP TIME : 59.223		BEST LAP TIME : 59.228		DIFFERENCE : 0.005		
LAP	SECTOR 1	SECTOR 2	LAP TIME	MPH	DIFF	TIME OF DAY
1 -		25.141	1:09.583	62.49	10.355	13:16:50.854
2 -	38.620	24.741	1:03.361	68.63	4.133	13:17:54.215
3 -	38.629	24.688	1:03.317	68.67	4.089	13:18:57.532
4 -	37.568	23.857	1:01.425	70.79	2.197	13:19:58.957
5 -	37.631	23.988	1:01.619	70.57	2.391	13:21:00.576
6 -	36.582	23.553	1:00.135	72.31	0.907	13:22:00.711
7 -	36.984	24.025	1:01.009	71.27	1.781	13:23:01.720
8 -	36.477	23.845	1:00.322	72.08	1.094	13:24:02.042
9 -	35.962	23.983	59.945 (3)	72.54	0.717	13:25:01.987
10 -	35.967	23.261	59.228 (1)	73.42		13:26:01.215
11 -	36.277	23.727	1:00.004	72.47	0.776	13:27:01.219
12 -	36.008	23.487	59.495 (2)	73.09	0.267	13:28:00.714

P5 198		Steven TOPPING		Yamaha R6 -		
IDEAL LAP TIME : 1:01.601		BEST LAP TIME : 1:01.844		DIFFERENCE : 0.243		
LAP	SECTOR 1	SECTOR 2	LAP TIME	MPH	DIFF	TIME OF DAY
1 -		25.039	1:09.794	62.30	7.950	13:16:51.065
2 -	38.907	24.933	1:03.840	68.11	1.996	13:17:54.905
3 -	38.751	24.757	1:03.508	68.47	1.664	13:18:58.413
4 -	37.866	24.079	1:01.945 (3)	70.20	0.101	13:20:00.358
5 -	37.804	24.069	1:01.873 (2)	70.28	0.029	13:21:02.231
6 -	37.622	24.222	1:01.844 (1)	70.31		13:22:04.075
7 -	38.008	24.197	1:02.205	69.90	0.361	13:23:06.280
8 -	37.869	24.267	1:02.136	69.98	0.292	13:24:08.416
9 -	37.820	24.190	1:02.010	70.12	0.166	13:25:10.426
10 -	38.077	24.163	1:02.240	69.86	0.396	13:26:12.666
11 -	37.532	26.376	1:03.908	68.04	2.064	13:27:16.574
12 -	38.102	24.246	1:02.348	69.74	0.504	13:28:18.922

P6 351		Sam DIGBY-BAKER		Yamaha R6 -		
IDEAL LAP TIME : 59.953		BEST LAP TIME : 1:00.828		DIFFERENCE : 0.875		
LAP	SECTOR 1	SECTOR 2	LAP TIME	MPH	DIFF	TIME OF DAY
1 -		26.844	1:14.803	58.13	13.975	13:16:56.074
2 -	38.228	24.756	1:02.984	69.04	2.156	13:17:59.058
3 -	38.004	25.442	1:03.446	68.54	2.618	13:19:02.504
4 -	38.758	25.722	1:04.480	67.44	3.652	13:20:06.984
5 -	37.834	25.059	1:02.893	69.14	2.065	13:21:09.877
6 -	37.266	24.464	1:01.730	70.44	0.902	13:22:11.607
7 -	36.665	24.163	1:00.828 (1)	71.49		13:23:12.435
8 -	36.466	24.517	1:00.983 (3)	71.30	0.155	13:24:13.418
9 -	36.491	24.370	1:00.861 (2)	71.45	0.033	13:25:14.279
10 -	37.602	23.984	1:01.586	70.61	0.758	13:26:15.865
11 -	35.969	25.048	1:01.017	71.26	0.189	13:27:16.882
12 -	36.949	26.010	1:02.959	69.07	2.131	13:28:19.841

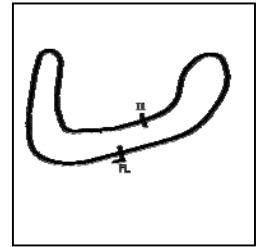
Weather / Track : Cloudy / Wet

Brands Hatch Indy
Circuit Length = 1.2079 miles
Start: 13:15 Flag 13:27 End: 13:29

BMCRC - MRO Championships 2020 - Rnd 1 @ Brands Hatch Indy

BMCRC Thunderbike Sport

RACE 5 - SECTOR ANALYSIS



SECTOR 1 = FL to I1, SECTOR 2 = I1 to FL, DIFF = Difference To Personal Best Lap, P = Crossed Finish Line in Pit Lane, D = Time Disallowed

P7 71		Colin CLUNE		Suzuki SV650 -		
IDEAL LAP TIME : 1:01.317		BEST LAP TIME : 1:01.517		DIFFERENCE : 0.200		
LAP	SECTOR 1	SECTOR 2	LAP TIME	MPH	DIFF	TIME OF DAY
1 -		26.146	1:14.094	58.68	12.577	13:16:55.365
2 -	37.860	25.206	1:03.066	68.95	1.549	13:17:58.431
3 -	37.890	24.710	1:02.600	69.46	1.083	13:19:01.031
4 -	37.084	24.525	1:01.609 (2)	70.58	0.092	13:20:02.640
5 -	37.026	24.491	1:01.517 (1)	70.68		13:21:04.157
6 -	36.826	24.834	1:01.660 (3)	70.52	0.143	13:22:05.817
7 -	37.154	24.688	1:01.842	70.31	0.325	13:23:07.659
8 -	37.615	24.846	1:02.461	69.62	0.944	13:24:10.120
9 -	37.047	26.433	1:03.480	68.50	1.963	13:25:13.600
10 -	37.590	24.643	1:02.233	69.87	0.716	13:26:15.833
11 -	36.879	25.048	1:01.927	70.22	0.410	13:27:17.760
12 -	37.829	25.119	1:02.948	69.08	1.431	13:28:20.708

P8 22		Matthew MAY		Honda CBR600F3 - Mays Racing		
IDEAL LAP TIME : 1:00.388		BEST LAP TIME : 1:00.388		DIFFERENCE : 0.000		
LAP	SECTOR 1	SECTOR 2	LAP TIME	MPH	DIFF	TIME OF DAY
1 -		26.430	1:15.023	57.96	14.635	13:16:56.294
2 -	39.850	25.331	1:05.181	66.71	4.793	13:18:01.475
3 -	39.087	25.019	1:04.106	67.83	3.718	13:19:05.581
4 -	39.097	24.970	1:04.067	67.87	3.679	13:20:09.648
5 -	38.009	24.746	1:02.755	69.29	2.367	13:21:12.403
6 -	39.082	25.279	1:04.361	67.56	3.973	13:22:16.764
7 -	38.315	23.935	1:02.250	69.85	1.862	13:23:19.014
8 -	37.170	24.547	1:01.717 (2)	70.46	1.329	13:24:20.731
9 -	37.748	24.683	1:02.431	69.65	2.043	13:25:23.162
10 -	37.935	25.205	1:03.140	68.87	2.752	13:26:26.302
11 -	37.441	24.303	1:01.744 (3)	70.42	1.356	13:27:28.046
12 -	36.466	23.922	1:00.388 (1)	72.01		13:28:28.434

P9 81		Malvern MAY		Honda CBR600RR -		
IDEAL LAP TIME : 1:01.015		BEST LAP TIME : 1:01.456		DIFFERENCE : 0.441		
LAP	SECTOR 1	SECTOR 2	LAP TIME	MPH	DIFF	TIME OF DAY
1 -		26.195	1:13.152	59.44	11.696	13:16:54.423
2 -	38.979	25.831	1:04.810	67.09	3.354	13:17:59.233
3 -	38.742	25.278	1:04.020	67.92	2.564	13:19:03.253
4 -	38.390	26.397	1:04.787	67.12	3.331	13:20:08.040
5 -	38.764	25.906	1:04.670	67.24	3.214	13:21:12.710
6 -	38.607	25.779	1:04.386	67.53	2.930	13:22:17.096
7 -	37.691	24.307	1:01.998	70.14	0.542	13:23:19.094
8 -	37.426	25.251	1:02.677	69.38	1.221	13:24:21.771
9 -	36.956	25.668	1:02.624	69.43	1.168	13:25:24.395
10 -	36.900	24.970	1:01.870 (3)	70.28	0.414	13:26:26.265
11 -	36.708	24.748	1:01.456 (1)	70.75		13:27:27.721
12 -	36.953	24.601	1:01.554 (2)	70.64	0.098	13:28:29.275

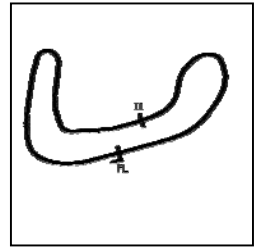
Weather / Track : Cloudy / Wet

Brands Hatch Indy
Circuit Length = 1.2079 miles
Start: 13:15 Flag 13:27 End: 13:29

BMCRC - MRO Championships 2020 - Rnd 1 @ Brands Hatch Indy

BMCRC Thunderbike Sport

RACE 5 - SECTOR ANALYSIS



SECTOR 1 = FL to I1, SECTOR 2 = I1 to FL, DIFF = Difference To Personal Best Lap, P = Crossed Finish Line in Pit Lane, D = Time Disallowed

P10 53		Tim BANWELL		Yamaha R6 - Steve Jordan Motorcycles		
IDEAL LAP TIME : 1:02.659		BEST LAP TIME : 1:02.751		DIFFERENCE : 0.092		
LAP	SECTOR 1	SECTOR 2	LAP TIME	MPH	DIFF	TIME OF DAY
1 -		26.415	1:16.794	56.62	14.043	13:16:58.065
2 -	40.915	24.276	1:05.191	66.70	2.440	13:18:03.256
3 -	38.383	24.368	1:02.751 (1)	69.29		13:19:06.007
4 -	39.564	24.791	1:04.355	67.57	1.604	13:20:10.362
5 -	40.083	25.655	1:05.738	66.15	2.987	13:21:16.100
6 -	39.101	25.135	1:04.236	67.69	1.485	13:22:20.336
7 -	38.645	24.801	1:03.446 (3)	68.54	0.695	13:23:23.782
8 -	38.859	24.546	1:03.405 (2)	68.58	0.654	13:24:27.187
9 -	39.354	25.162	1:04.516	67.40	1.765	13:25:31.703
10 -	38.842	25.173	1:04.015	67.93	1.264	13:26:35.718
11 -	39.034	24.977	1:04.011	67.93	1.260	13:27:39.729
12 -	39.659	24.741	1:04.400	67.52	1.649	13:28:44.129

P11 84		Ricardo BRANCO		Yamaha R6 - IMP Racing		
IDEAL LAP TIME : 1:03.622		BEST LAP TIME : 1:03.789		DIFFERENCE : 0.167		
LAP	SECTOR 1	SECTOR 2	LAP TIME	MPH	DIFF	TIME OF DAY
1 -		25.748	1:11.398	60.90	7.609	13:16:52.669
2 -	39.483	25.183	1:04.666	67.24	0.877	13:17:57.335
3 -	39.435	25.109	1:04.544 (3)	67.37	0.755	13:19:01.879
4 -	39.300	25.534	1:04.834	67.07	1.045	13:20:06.713
5 -	39.953	25.239	1:05.192	66.70	1.403	13:21:11.905
6 -	39.206	25.372	1:04.578	67.33	0.789	13:22:16.483
7 -	40.098	25.581	1:05.679	66.20	1.890	13:23:22.162
8 -	39.601	25.273	1:04.874	67.03	1.085	13:24:27.036
9 -	38.922	25.910	1:04.832	67.07	1.043	13:25:31.868
10 -	39.267	25.506	1:04.773	67.13	0.984	13:26:36.641
11 -	39.200	25.296	1:04.496 (2)	67.42	0.707	13:27:41.137
12 -	38.513	25.276	1:03.789 (1)	68.17		13:28:44.926

P12 38		James REVELEY		Yamaha R6 - PCN Racing		
IDEAL LAP TIME : 1:01.586		BEST LAP TIME : 1:01.586		DIFFERENCE : 0.000		
LAP	SECTOR 1	SECTOR 2	LAP TIME	MPH	DIFF	TIME OF DAY
1 -		27.478	1:16.889	56.55	15.303	13:16:58.160
2 -	42.172	26.638	1:08.810	63.19	7.224	13:18:06.970
3 -	40.314	26.322	1:06.636	65.25	5.050	13:19:13.606
4 -	40.673	26.092	1:06.765	65.13	5.179	13:20:20.371
5 -	39.677	25.888	1:05.565	66.32	3.979	13:21:25.936
6 -	40.238	25.894	1:06.132	65.75	4.546	13:22:32.068
7 -	39.164	25.167	1:04.331	67.59	2.745	13:23:36.399
8 -	39.448	24.956	1:04.404	67.52	2.818	13:24:40.803
9 -	37.956	24.274	1:02.230 (2)	69.87	0.644	13:25:43.033
10 -	37.519	24.067	1:01.586 (1)	70.61		13:26:44.619
11 -	38.562	25.919	1:04.481	67.44	2.895	13:27:49.100
12 -	37.873	24.857	1:02.730 (3)	69.32	1.144	13:28:51.830

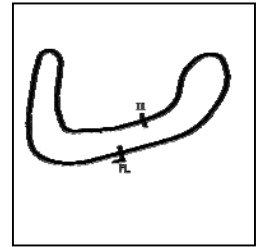
Weather / Track : Cloudy / Wet

Brands Hatch Indy
Circuit Length = 1.2079 miles
Start: 13:15 Flag 13:27 End: 13:29

BMCRC - MRO Championships 2020 - Rnd 1 @ Brands Hatch Indy

BMCRC Thunderbike Sport

RACE 5 - SECTOR ANALYSIS



SECTOR 1 = FL to I1, SECTOR 2 = I1 to FL, DIFF = Difference To Personal Best Lap, P = Crossed Finish Line in Pit Lane, D = Time Disallowed

P13 624		Matthew FEDRICK		Yamaha R6 - Matthew Fedrick farriers ltd/TBR performance		
IDEAL LAP TIME : 1:03.488		BEST LAP TIME : 1:03.747		DIFFERENCE : 0.259		
LAP	SECTOR 1	SECTOR 2	LAP TIME	MPH	DIFF	TIME OF DAY
1 -		27.469	1:16.304	56.99	12.557	13:16:57.575
2 -	42.435	26.449	1:08.884	63.12	5.137	13:18:06.459
3 -	40.585	26.264	1:06.849	65.05	3.102	13:19:13.308
4 -	39.822	25.650	1:05.472	66.41	1.725	13:20:18.780
5 -	39.908	26.162	1:06.070	65.81	2.323	13:21:24.850
6 -	40.052	25.516	1:05.568	66.32	1.821	13:22:30.418
7 -	40.035	25.878	1:05.913	65.97	2.166	13:23:36.331
8 -	39.120	25.605	1:04.725	67.18	0.978	13:24:41.056
9 -	38.782	24.965	1:03.747 (1)	68.21		13:25:44.803
10 -	38.729	26.637	1:05.366	66.52	1.619	13:26:50.169
11 -	38.523	25.276	1:03.799 (2)	68.16	0.052	13:27:53.968
12 -	38.975	25.353	1:04.328 (3)	67.60	0.581	13:28:58.296

P14 48		Shaun WALLIS		Yamaha R6 - MBC Despatch Racing		
IDEAL LAP TIME : 1:03.314		BEST LAP TIME : 1:03.552		DIFFERENCE : 0.238		
LAP	SECTOR 1	SECTOR 2	LAP TIME	MPH	DIFF	TIME OF DAY
1 -		27.329	1:14.909	58.05	11.357	13:16:56.180
2 -	42.092	26.427	1:08.519	63.46	4.967	13:18:04.699
3 -	40.752	26.199	1:06.951	64.95	3.399	13:19:11.650
4 -	40.246	26.266	1:06.512	65.38	2.960	13:20:18.162
5 -	40.776	26.824	1:07.600	64.32	4.048	13:21:25.762
6 -	40.066	26.263	1:06.329	65.56	2.777	13:22:32.091
7 -	39.783	25.627	1:05.410	66.48	1.858	13:23:37.501
8 -	39.188	25.434	1:04.622	67.29	1.070	13:24:42.123
9 -	38.557	24.995	1:03.552 (1)	68.42		13:25:45.675
10 -	38.319	26.323	1:04.642	67.27	1.090	13:26:50.317
11 -	38.859	25.466	1:04.325 (3)	67.60	0.773	13:27:54.642
12 -	38.551	25.297	1:03.848 (2)	68.10	0.296	13:28:58.490

P15 26		Richard MAY		Honda CBR600FX - Many Mays Racing		
IDEAL LAP TIME : 1:01.605		BEST LAP TIME : 1:02.100		DIFFERENCE : 0.495		
LAP	SECTOR 1	SECTOR 2	LAP TIME	MPH	DIFF	TIME OF DAY
1 -		28.704	1:19.353	54.80	17.253	13:17:00.624
2 -	42.053	27.253	1:09.306	62.74	7.206	13:18:09.930
3 -	40.806	26.880	1:07.686	64.24	5.586	13:19:17.616
4 -	40.795	26.751	1:07.546	64.37	5.446	13:20:25.162
5 -	39.673	25.601	1:05.274	66.62	3.174	13:21:30.436
6 -	39.013	25.896	1:04.909	66.99	2.809	13:22:35.345
7 -	39.468	25.747	1:05.215	66.68	3.115	13:23:40.560
8 -	39.176	25.418	1:04.594	67.32	2.494	13:24:45.154
9 -	39.363	25.004	1:04.367 (3)	67.55	2.267	13:25:49.521
10 -	39.614	25.090	1:04.704	67.20	2.604	13:26:54.225
11 -	37.417	24.683	1:02.100 (1)	70.02		13:27:56.325
12 -	38.378	24.188	1:02.566 (2)	69.50	0.466	13:28:58.891

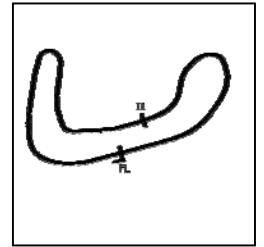
Weather / Track : Cloudy / Wet

Brands Hatch Indy
Circuit Length = 1.2079 miles
Start: 13:15 Flag 13:27 End: 13:29

BMCRC - MRO Championships 2020 - Rnd 1 @ Brands Hatch Indy

BMCRC Thunderbike Sport

RACE 5 - SECTOR ANALYSIS



SECTOR 1 = FL to I1, SECTOR 2 = I1 to FL, DIFF = Difference To Personal Best Lap, P = Crossed Finish Line in Pit Lane, D = Time Disallowed

P16 137		Charlie CRAWT		Honda CBR600F - BD Racing		
IDEAL LAP TIME : 1:03.236		BEST LAP TIME : 1:03.525		DIFFERENCE : 0.289		
LAP	SECTOR 1	SECTOR 2	LAP TIME	MPH	DIFF	TIME OF DAY
1 -		26.995	1:16.378	56.93	12.853	13:16:57.649
2 -	41.637	26.115	1:07.752	64.18	4.227	13:18:05.401
3 -	40.853	26.367	1:07.220	64.69	3.695	13:19:12.621
4 -	40.864	26.721	1:07.585	64.34	4.060	13:20:20.206
5 -	41.449	26.586	1:08.035	63.91	4.510	13:21:28.241
6 -	40.399	26.165	1:06.564	65.32	3.039	13:22:34.805
7 -	40.010	26.037	1:06.047	65.84	2.522	13:23:40.852
8 -	39.317	25.356	1:04.673	67.23	1.148	13:24:45.525
9 -	38.788	24.995	1:03.783 (3)	68.17	0.258	13:25:49.308
10 -	38.650	24.875	1:03.525 (1)	68.45		13:26:52.833
11 -	38.361	25.190	1:03.551 (2)	68.42	0.026	13:27:56.384
12 -	38.829	25.927	1:04.756	67.15	1.231	13:29:01.140

P17 40		Simon WILKINSON		Suzuki SV650 - S P Wilkinson Engineering Ltd		
IDEAL LAP TIME : 1:02.833		BEST LAP TIME : 1:03.273		DIFFERENCE : 0.440		
LAP	SECTOR 1	SECTOR 2	LAP TIME	MPH	DIFF	TIME OF DAY
1 -		27.986	1:19.480	54.71	16.207	13:17:00.751
2 -	40.424	26.738	1:07.162	64.74	3.889	13:18:07.913
3 -	40.372	26.430	1:06.802	65.09	3.529	13:19:14.715
4 -	40.239	26.323	1:06.562	65.33	3.289	13:20:21.277
5 -	40.787	26.295	1:07.082	64.82	3.809	13:21:28.359
6 -	40.191	26.292	1:06.483	65.40	3.210	13:22:34.842
7 -	40.436	26.144	1:06.580	65.31	3.307	13:23:41.422
8 -	39.094	25.535	1:04.629	67.28	1.356	13:24:46.051
9 -	38.958	25.074	1:04.032 (3)	67.91	0.759	13:25:50.083
10 -	39.415	25.265	1:04.680	67.23	1.407	13:26:54.763
11 -	38.625	24.648	1:03.273 (1)	68.72		13:27:58.036
12 -	38.185	25.160	1:03.345 (2)	68.64	0.072	13:29:01.381

P18 42		Scott MILLER		Yamaha R6 - Autoenhance colchester		
IDEAL LAP TIME : 1:04.078		BEST LAP TIME : 1:04.232		DIFFERENCE : 0.154		
LAP	SECTOR 1	SECTOR 2	LAP TIME	MPH	DIFF	TIME OF DAY
1 -		28.295	1:18.336	55.51	14.104	13:16:59.607
2 -	41.326	26.709	1:08.035	63.91	3.803	13:18:07.642
3 -	39.953	26.444	1:06.397	65.49	2.165	13:19:14.039
4 -	40.438	26.275	1:06.713	65.18	2.481	13:20:20.752
5 -	40.564	25.603	1:06.167	65.72	1.935	13:21:26.919
6 -	41.641	26.023	1:07.664	64.26	3.432	13:22:34.583
7 -	40.186	25.577	1:05.763	66.12	1.531	13:23:40.346
8 -	39.246	25.436	1:04.682 (2)	67.23	0.450	13:24:45.028
9 -	38.736	25.496	1:04.232 (1)	67.70		13:25:49.260
10 -	39.591	25.342	1:04.933	66.97	0.701	13:26:54.193
11 -	38.973	25.799	1:04.772 (3)	67.13	0.540	13:27:58.965

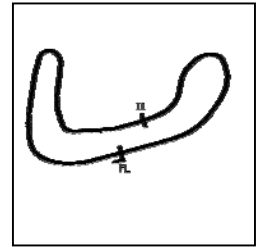
Weather / Track : Cloudy / Wet

Brands Hatch Indy
Circuit Length = 1.2079 miles
Start: 13:15 Flag 13:27 End: 13:29

BMCRC - MRO Championships 2020 - Rnd 1 @ Brands Hatch Indy

BMCRC Thunderbike Sport

RACE 5 - SECTOR ANALYSIS



SECTOR 1 = FL to I1, SECTOR 2 = I1 to FL, DIFF = Difference To Personal Best Lap, P = Crossed Finish Line in Pit Lane, D = Time Disallowed

P19 143		Robert DAVIE		Suzuki SV650 -		
IDEAL LAP TIME : 1:03.969		BEST LAP TIME : 1:03.969		DIFFERENCE : 0.000		
LAP	SECTOR 1	SECTOR 2	LAP TIME	MPH	DIFF	TIME OF DAY
1 -		27.843	1:19.979	54.37	16.010	13:17:01.250
2 -	42.809	26.981	1:09.790	62.30	5.821	13:18:11.040
3 -	41.406	26.744	1:08.150	63.80	4.181	13:19:19.190
4 -	40.097	26.458	1:06.555	65.33	2.586	13:20:25.745
5 -	40.049	25.807	1:05.856	66.03	1.887	13:21:31.601
6 -	39.521	25.865	1:05.386	66.50	1.417	13:22:36.987
7 -	39.644	25.542	1:05.186	66.71	1.217	13:23:42.173
8 -	39.372	25.166	1:04.538	67.38	0.569	13:24:46.711
9 -	39.101	25.205	1:04.306 (3)	67.62	0.337	13:25:51.017
10 -	39.066	25.211	1:04.277 (2)	67.65	0.308	13:26:55.294
11 -	38.807	25.162	1:03.969 (1)	67.97		13:27:59.263

P20 333 R		Mark STUBBERFIELD		Suzuki SV650 -		
IDEAL LAP TIME : 1:03.777		BEST LAP TIME : 1:04.294		DIFFERENCE : 0.517		
LAP	SECTOR 1	SECTOR 2	LAP TIME	MPH	DIFF	TIME OF DAY
1 -		29.015	1:21.956	53.05	17.662	13:17:03.227
2 -	43.798	26.622	1:10.420	61.75	6.126	13:18:13.647
3 -	40.758	26.214	1:06.972	64.93	2.678	13:19:20.619
4 -	40.275	26.464	1:06.739	65.15	2.445	13:20:27.358
5 -	39.075	25.637	1:04.712	67.19	0.418	13:21:32.070
6 -	39.684	25.855	1:05.539	66.35	1.245	13:22:37.609
7 -	39.501	25.384	1:04.885	67.02	0.591	13:23:42.494
8 -	39.456	25.090	1:04.546 (3)	67.37	0.252	13:24:47.040
9 -	39.202	25.342	1:04.544 (2)	67.37	0.250	13:25:51.584
10 -	38.687	25.607	1:04.294 (1)	67.63		13:26:55.878
11 -	38.692	25.976	1:04.668	67.24	0.374	13:28:00.546

P21 49 R		Oliver CHAYTOR		Yamaha R6 -		
IDEAL LAP TIME : 1:04.628		BEST LAP TIME : 1:04.896		DIFFERENCE : 0.268		
LAP	SECTOR 1	SECTOR 2	LAP TIME	MPH	DIFF	TIME OF DAY
1 -		28.499	1:22.117	52.95	17.221	13:17:03.388
2 -	42.587	27.393	1:09.980	62.14	5.084	13:18:13.368
3 -	41.994	26.726	1:08.720	63.28	3.824	13:19:22.088
4 -	40.693	26.375	1:07.068	64.83	2.172	13:20:29.156
5 -	39.864	26.487	1:06.351	65.53	1.455	13:21:35.507
6 -	39.816	25.895	1:05.711	66.17	0.815	13:22:41.218
7 -	39.251	26.125	1:05.376 (3)	66.51	0.480	13:23:46.594
8 -	39.433	25.550	1:04.983 (2)	66.91	0.087	13:24:51.577
9 -	39.488	26.406	1:05.894	65.99	0.998	13:25:57.471
10 -	40.930	25.944	1:06.874	65.02	1.978	13:27:04.345
11 -	39.078	25.818	1:04.896 (1)	67.00		13:28:09.241

P22 9		Karl COONEY		Kawasaki ZXR400 L5 - Ediasia		
IDEAL LAP TIME : 1:05.217		BEST LAP TIME : 1:05.304		DIFFERENCE : 0.087		
LAP	SECTOR 1	SECTOR 2	LAP TIME	MPH	DIFF	TIME OF DAY
1 -		29.295	1:21.316	53.47	16.012	13:17:02.587
2 -	41.964	27.303	1:09.267	62.78	3.963	13:18:11.854
3 -	41.675	26.997	1:08.672	63.32	3.368	13:19:20.526
4 -	40.643	26.817	1:07.460	64.46	2.156	13:20:27.986
5 -	40.050	26.440	1:06.490	65.40	1.186	13:21:34.476
6 -	39.951	26.239	1:06.190 (3)	65.69	0.886	13:22:40.666
7 -	39.572	25.732	1:05.304 (1)	66.59		13:23:45.970
8 -	39.485	26.079	1:05.564 (2)	66.32	0.260	13:24:51.534
9 -	42.062	27.235	1:09.297	62.75	3.993	13:26:00.831
10 -	42.376	27.746	1:10.122	62.01	4.818	13:27:10.953
11 -	41.761	27.489	1:09.250	62.79	3.946	13:28:20.203

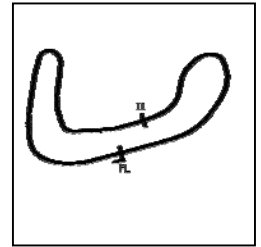
Weather / Track : Cloudy / Wet

Brands Hatch Indy
Circuit Length = 1.2079 miles
Start: 13:15 Flag 13:27 End: 13:29

BMCRC - MRO Championships 2020 - Rnd 1 @ Brands Hatch Indy

BMCRC Thunderbike Sport

RACE 5 - SECTOR ANALYSIS



SECTOR 1 = FL to I1, SECTOR 2 = I1 to FL, DIFF = Difference To Personal Best Lap, P = Crossed Finish Line in Pit Lane, D = Time Disallowed

P23 37		Ricky WOODS		Suzuki GSXR 600 - T & S Vehicle Repairs		
IDEAL LAP TIME : 1:07.290		BEST LAP TIME : 1:07.629		DIFFERENCE : 0.339		
LAP	SECTOR 1	SECTOR 2	LAP TIME	MPH	DIFF	TIME OF DAY
1 -		28.284	1:19.615	54.62	11.986	13:17:00.886
2 -	42.633	27.022	1:09.655	62.43	2.026	13:18:10.541
3 -	41.488	26.863	1:08.351	63.62	0.722	13:19:18.892
4 -	41.658	26.623	1:08.281	63.68	0.652	13:20:27.173
5 -	41.519	26.712	1:08.231	63.73	0.602	13:21:35.404
6 -	41.882	27.333	1:09.215	62.82	1.586	13:22:44.619
7 -	41.579	26.355	1:07.934 (3)	64.01	0.305	13:23:52.553
8 -	40.935	26.694	1:07.629 (1)	64.30		13:25:00.182
9 -	41.135	26.737	1:07.872 (2)	64.07	0.243	13:26:08.054
10 -	41.851	26.822	1:08.673	63.32	1.044	13:27:16.727
11 -	42.288	26.902	1:09.190	62.85	1.561	13:28:25.917

P24 999 R		William GULLIFORD		Yamaha R6 -		
IDEAL LAP TIME : 1:05.283		BEST LAP TIME : 1:05.299		DIFFERENCE : 0.016		
LAP	SECTOR 1	SECTOR 2	LAP TIME	MPH	DIFF	TIME OF DAY
1 -		29.412	1:24.192	51.65	18.893	13:17:05.463
2 -	45.898	29.029	1:14.927	58.03	9.628	13:18:20.390
3 -	44.874	27.759	1:12.633	59.87	7.334	13:19:33.023
4 -	42.932	27.484	1:10.416	61.75	5.117	13:20:43.439
5 -	41.353	26.371	1:07.724	64.21	2.425	13:21:51.163
6 -	42.240	27.532	1:09.772	62.32	4.473	13:23:00.935
7 -	40.329	25.747	1:06.076 (2)	65.81	0.777	13:24:07.011
8 -	40.422	26.566	1:06.988	64.91	1.689	13:25:13.999
9 -	40.690	25.828	1:06.518	65.37	1.219	13:26:20.517
10 -	39.536	25.763	1:05.299 (1)	66.59		13:27:25.816
11 -	40.116	26.040	1:06.156 (3)	65.73	0.857	13:28:31.972

P25 21 R		Taylor SHORES		Yamaha R6 -		
IDEAL LAP TIME : 1:06.280		BEST LAP TIME : 1:06.445		DIFFERENCE : 0.165		
LAP	SECTOR 1	SECTOR 2	LAP TIME	MPH	DIFF	TIME OF DAY
1 -		29.240	1:23.130	52.31	16.685	13:17:04.401
2 -	44.788	28.357	1:13.145	59.45	6.700	13:18:17.546
3 -	43.519	27.498	1:11.017	61.23	4.572	13:19:28.563
4 -	42.352	27.108	1:09.460	62.60	3.015	13:20:38.023
5 -	42.206	27.554	1:09.760	62.33	3.315	13:21:47.783
6 -	42.069	27.167	1:09.236	62.80	2.791	13:22:57.019
7 -	41.398	26.383	1:07.781 (3)	64.15	1.336	13:24:04.800
8 -	41.565	27.102	1:08.667	63.32	2.222	13:25:13.467
9 -	41.804	26.379	1:08.183	63.77	1.738	13:26:21.650
10 -	40.388	26.370	1:06.758 (2)	65.13	0.313	13:27:28.408
11 -	39.910	26.535	1:06.445 (1)	65.44		13:28:34.853

P26 187		David TREVEIL		Yamaha YZF R6 -		
IDEAL LAP TIME : 1:07.858		BEST LAP TIME : 1:08.419		DIFFERENCE : 0.561		
LAP	SECTOR 1	SECTOR 2	LAP TIME	MPH	DIFF	TIME OF DAY
1 -		29.669	1:25.817	50.67	17.398	13:17:07.088
2 -	45.094	28.703	1:13.797	58.92	5.378	13:18:20.885
3 -	44.545	28.018	1:12.563	59.92	4.144	13:19:33.448
4 -	43.083	27.276	1:10.359 (3)	61.80	1.940	13:20:43.807
5 -	41.694	26.725	1:08.419 (1)	63.55		13:21:52.226
6 -	41.133	28.104	1:09.237 (2)	62.80	0.818	13:23:01.463
7 -	44.144	28.109	1:12.253	60.18	3.834	13:24:13.716
8 -	43.506	28.074	1:11.580	60.75	3.161	13:25:25.296
9 -	43.537	28.974	1:12.511	59.97	4.092	13:26:37.807
10 -	45.202	28.862	1:14.064	58.71	5.645	13:27:51.871
11 -	44.661	29.381	1:14.042	58.73	5.623	13:29:05.913

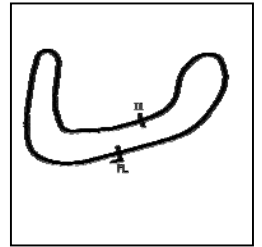
Weather / Track : Cloudy / Wet

Brands Hatch Indy
Circuit Length = 1.2079 miles
Start: 13:15 Flag 13:27 End: 13:29

BMCRC - MRO Championships 2020 - Rnd 1 @ Brands Hatch Indy

BMCRC Thunderbike Sport

RACE 5 - SECTOR ANALYSIS



SECTOR 1 = FL to I1, SECTOR 2 = I1 to FL, DIFF = Difference To Personal Best Lap, P = Crossed Finish Line in Pit Lane, D = Time Disallowed

P27 104		Alex ROBINSON		Honda CBR600RR - Boa		
IDEAL LAP TIME : 56.634		BEST LAP TIME : 57.202		DIFFERENCE : 0.568		
LAP	SECTOR 1	SECTOR 2	LAP TIME	MPH	DIFF	TIME OF DAY
1 -		24.991	1:09.309	62.74	12.107	13:16:50.580
2 -	38.906	24.808	1:03.714	68.25	6.512	13:17:54.294
3 -	38.811	24.626	1:03.437	68.54	6.235	13:18:57.731
4 -	37.537	23.815	1:01.352	70.87	4.150	13:19:59.083
5 -	37.401	23.813	1:01.214	71.03	4.012	13:21:00.297
6 -	35.576	22.716	58.292 (3)	74.60	1.090	13:21:58.589
7 -	35.066	23.916	58.982	73.72	1.780	13:22:57.571
8 -	34.792	22.410	57.202 (1)	76.02		13:23:54.773
9 -	34.224	23.184	57.408 (2)	75.74	0.206	13:24:52.181
10 -	35.432	23.117	58.549	74.27	1.347	13:25:50.730
11 -	35.765	22.577	58.342	74.53	1.140	13:26:49.072

P28 12		Cedric BLOCH		Kawasaki ZX6R - Brigit's Group & SDC Performance		
IDEAL LAP TIME : 58.407		BEST LAP TIME : 58.487		DIFFERENCE : 0.080		
LAP	SECTOR 1	SECTOR 2	LAP TIME	MPH	DIFF	TIME OF DAY
1 -		25.483	1:12.792	59.73	14.305	13:16:54.063
2 -	36.985	24.074	1:01.059	71.21	2.572	13:17:55.122
3 -	37.421	24.302	1:01.723	70.45	3.236	13:18:56.845
4 -	35.906	23.901	59.807	72.71	1.320	13:19:56.652
5 -	35.424	23.232	58.656 (3)	74.13	0.169	13:20:55.308
6 -	35.934	23.663	59.597	72.96	1.110	13:21:54.905
7 -	35.337	23.723	59.060	73.63	0.573	13:22:53.965
8 -	35.304	23.183	58.487 (1)	74.35		13:23:52.452
9 -	36.142	23.503	59.645	72.90	1.158	13:24:52.097
10 -	35.224	23.311	58.535 (2)	74.29	0.048	13:25:50.632

P29 139 R		Rob MARLEY		Honda CBR600F3 -		
IDEAL LAP TIME :		BEST LAP TIME : 1:03.744		DIFFERENCE :		
LAP	SECTOR 1	SECTOR 2	LAP TIME	MPH	DIFF	TIME OF DAY
1 -			1:23.395	52.14	19.651	13:17:04.666
2 -			1:12.140	60.28	8.396	13:18:16.806
3 -			1:07.517	64.40	3.773	13:19:24.323
4 -			1:06.476 (3)	65.41	2.732	13:20:30.799
5 -			1:05.234 (2)	66.66	1.490	13:21:36.033
6 -			1:08.597	63.39	4.853	13:22:44.630
7 -			1:03.744 (1)	68.21		13:23:48.374

P30 51		Paul BEESLEY		Yamaha R6 -		
IDEAL LAP TIME : 1:05.994		BEST LAP TIME : 1:06.513		DIFFERENCE : 0.519		
LAP	SECTOR 1	SECTOR 2	LAP TIME	MPH	DIFF	TIME OF DAY
1 -		27.577	1:17.448	56.14	10.935	13:16:58.719
2 -	41.794	26.919	1:08.713	63.28	2.200	13:18:07.432
3 -	40.531	26.367	1:06.898 (3)	65.00	0.385	13:19:14.330
4 -	40.314	26.297	1:06.611 (2)	65.28	0.098	13:20:20.941
5 -	40.833	25.680	1:06.513 (1)	65.37		13:21:27.454

P31 72		Kevin MILLER		Honda CBR600RR - Mechanical Air Supplies Ltd		
IDEAL LAP TIME : 1:15.964		BEST LAP TIME : 1:15.964		DIFFERENCE : 0.000		
LAP	SECTOR 1	SECTOR 2	LAP TIME	MPH	DIFF	TIME OF DAY
1 -		29.496	1:23.070	52.34	7.106	13:17:04.341
2 -	46.898	29.066	1:15.964 (1)	57.24		13:18:20.305

Weather / Track : Cloudy / Wet

Brands Hatch Indy
Circuit Length = 1.2079 miles
Start: 13:15 Flag 13:27 End: 13:29

BMCRC - MRO Championships 2020 - Rnd 1 @ Brands Hatch Indy

BMCRC Thunderbike Sport

RACE 5 - BEST SECTORS

SECTOR 1				SECTOR 2				IDEAL / BEST COMPARISON				
POS	NO	NAME	TIME	NO	NAME	TIME	POS	NO	NAME	IDEAL	BEST	DIFF
									PERFECT LAP	56.634		
1	104	ROBINSON	34.224	104	ROBINSON	22.410	1	104	ROBINSON	56.634	57.202	0.568
2	155	HARRIS	35.189	90	WATSON	23.154	2	12	BLOCH	58.407	58.487	0.080
3	12	BLOCH	35.224	12	BLOCH	23.183	3	155	HARRIS	58.455	58.455	0.000
4	90	WATSON	35.781	75	MAY	23.261	4	90	WATSON	58.935	58.935	0.000
5	75	MAY	35.962	155	HARRIS	23.266	5	75	MAY	59.223	59.228	0.005
6	351	DIGBY-BAKER	35.969	961	SIM	23.647	6	351	DIGBY-BAKER	59.953	1:00.828	0.875
7	961	SIM	36.345	22	MAY	23.922	7	961	SIM	59.992	1:00.430	0.438
8	22	MAY	36.466	351	DIGBY-BAKER	23.984	8	22	MAY	1:00.388	1:00.388	0.000
9	81	MAY	36.708	38	REVELEY	24.067	9	81	MAY	1:01.015	1:01.456	0.441
10	71	CLUNE	36.826	198	TOPPING	24.069	10	71	CLUNE	1:01.317	1:01.517	0.200
11	26	MAY	37.417	26	MAY	24.188	11	38	REVELEY	1:01.586	1:01.586	0.000
12	38	REVELEY	37.519	53	BANWELL	24.276	12	198	TOPPING	1:01.601	1:01.844	0.243
13	198	TOPPING	37.532	81	MAY	24.307	13	26	MAY	1:01.605	1:02.100	0.495
14	40	WILKINSON	38.185	71	CLUNE	24.491	14	53	BANWELL	1:02.659	1:02.751	0.092
15	48	WALLIS	38.319	40	WILKINSON	24.648	15	40	WILKINSON	1:02.833	1:03.273	0.440
16	137	CRAWT	38.361	137	CRAWT	24.875	16	137	CRAWT	1:03.236	1:03.525	0.289
17	53	BANWELL	38.383	624	FEDRICK	24.965	17	48	WALLIS	1:03.314	1:03.552	0.238
18	84	BRANCO	38.513	48	WALLIS	24.995	18	624	FEDRICK	1:03.488	1:03.747	0.259
19	624	FEDRICK	38.523	333	STUBBERFIELD	25.090	19	84	BRANCO	1:03.622	1:03.789	0.167
20	333	STUBBERFIELD	38.687	84	BRANCO	25.109	20	333	STUBBERFIELD	1:03.777	1:04.294	0.517
21	42	MILLER	38.736	143	DAVIE	25.162	21	143	DAVIE	1:03.969	1:03.969	0.000
22	143	DAVIE	38.807	42	MILLER	25.342	22	42	MILLER	1:04.078	1:04.232	0.154
23	49	CHAYTOR	39.078	49	CHAYTOR	25.550	23	49	CHAYTOR	1:04.628	1:04.896	0.268
24	9	COONEY	39.485	51	BEESLEY	25.680	24	9	COONEY	1:05.217	1:05.304	0.087
25	999	GULLIFORD	39.536	9	COONEY	25.732	25	999	GULLIFORD	1:05.283	1:05.299	0.016
26	21	SHORES	39.910	999	GULLIFORD	25.747	26	51	BEESLEY	1:05.994	1:06.513	0.519
27	51	BEESLEY	40.314	37	WOODS	26.355	27	21	SHORES	1:06.280	1:06.445	0.165
28	37	WOODS	40.935	21	SHORES	26.370	28	37	WOODS	1:07.290	1:07.629	0.339
29	187	TREVEIL	41.133	187	TREVEIL	26.725	29	187	TREVEIL	1:07.858	1:08.419	0.561
30	72	MILLER	46.898	72	MILLER	29.066	30	72	MILLER	1:15.964	1:15.964	0.000
31							31	139	MARLEY		1:03.744	
32												
33												

Weather / Track : Cloudy / Wet

Results can be found at www.tsl-timing.com

Brands Hatch Indy
Circuit Length = 1.2079 miles
Start: 13:15 Flag 13:27 End: 13:29

Printed - 13:35 Sunday, 08 March 2020

BMCRC - MRO Championships 2020 - Rnd 1 @ Brands Hatch Indy

BMCRC Thunderbike Sport

RACE 5 - STATISTICS

Competitors Started 32
Planned Start 2020-03-08 @ 12:40:00.000
Actual Start 2020-03-08 @ 13:15:41.270
Finish Time 2020-03-08 @ 13:27:58.746
Track Length 1.2079mi.
Total Laps 338
Total Distance Covered 408.2856mi.

Session Fastest Lap History

NO	CL	NAME	LAP TIME	TIME OF DAY	LAP	VEHICLE
961		Jack SIM	1:00.882	13:17:47.397	2	Yamaha R6
961		Jack SIM	1:00.775	13:19:49.171	4	Yamaha R6
12		Cedric BLOCH	59.807	13:19:56.673	4	Kawasaki ZX6R
12		Cedric BLOCH	58.656	13:20:55.330	5	Kawasaki ZX6R
104		Alex ROBINSON	58.292	13:21:58.614	6	Honda CBR600RR
104		Alex ROBINSON	57.202	13:23:54.798	8	Honda CBR600RR

Session Leader History

NO	CL	NAME	FROM LAP	LAPS LED	DISTANCE	VEHICLE
961		Jack SIM	1	7	8.45 miles	Yamaha R6
12		Cedric BLOCH	8	3	3.62 miles	Kawasaki ZX6R
104		Alex ROBINSON	11	1	1.20 miles	Honda CBR600RR
961		Jack SIM	12	1	1.20 miles	Yamaha R6

Flag History

TYPE	TIME OF DAY
GREEN	13:15:41.270
FINISH	13:27:58.746

Flag Statistics

TYPE	COUNT	TOTAL LAPS	TOTAL TIME
Green	1	12	13:31.233
Red	0	0	0.000
Safety Car	0	0	0.000
FCY	0	0	0.000

BMCRC - MRO Championships 2020 - Rnd 1 @ Brands Hatch Indy

BMCRC Thunderbike Sport

RACE 5 - STATISTICS

CLASS :

27 Starters

Fastest Lap History

NO	NAME	LAP TIME	TIME OF DAY	LAP	VEHICLE
961	Jack SIM	1:00.882	13:17:47.397	2	Yamaha R6
961	Jack SIM	1:00.775	13:19:49.171	4	Yamaha R6
12	Cedric BLOCH	59.807	13:19:56.673	4	Kawasaki ZX6R
12	Cedric BLOCH	58.656	13:20:55.330	5	Kawasaki ZX6R
104	Alex ROBINSON	58.292	13:21:58.614	6	Honda CBR600RR
104	Alex ROBINSON	57.202	13:23:54.798	8	Honda CBR600RR

Leader History

NO	NAME	FROM LAP	LAPS LED	DISTANCE	VEHICLE
961	Jack SIM	1	7	8.45 miles	Yamaha R6
12	Cedric BLOCH	8	3	3.62 miles	Kawasaki ZX6R
104	Alex ROBINSON	11	1	1.20 miles	Honda CBR600RR
961	Jack SIM	12	1	1.20 miles	Yamaha R6

Weather / Track : Cloudy / Wet

Results can be found at www.tsl-timing.com

Page 2 of 3

Brands Hatch Indy
Circuit Length = 1.2079 miles
Start: 13:15 Flag 13:27 End: 13:29

Printed - 13:35 Sunday, 08 March 2020

BMCRC - MRO Championships 2020 - Rnd 1 @ Brands Hatch Indy

BMCRC Thunderbike Sport

RACE 5 - STATISTICS

CLASS : R

5 Starters

Fastest Lap History

NO	NAME	LAP TIME	TIME OF DAY	LAP	VEHICLE
49	Oliver CHAYTOR	1:09.980	13:18:13.379	2	Yamaha R6
333	Mark STUBBERFIELD	1:06.972	13:19:20.593	3	Suzuki SV650
333	Mark STUBBERFIELD	1:06.739	13:20:27.371	4	Suzuki SV650
139	Rob MARLEY	1:06.476	13:20:30.799	4	Honda CBR600F3
333	Mark STUBBERFIELD	1:04.712	13:21:32.082	5	Suzuki SV650
139	Rob MARLEY	1:03.744	13:23:48.374	7	Honda CBR600F3

Leader History

NO	NAME	FROM LAP	LAPS LED	DISTANCE	VEHICLE
333	Mark STUBBERFIELD	1	1	1.20 miles	Suzuki SV650
49	Oliver CHAYTOR	2	1	1.20 miles	Yamaha R6
333	Mark STUBBERFIELD	3	9	10.87 miles	Suzuki SV650

BMCRC - MRO Championships 2020 - Rnd 1 @ Brands Hatch Indy



BMCRC Thunderbike Sport

RACE 16 - GRID (12 Laps)

ROW 14	42		41		40	52 Gary JARMAN					
ROW 13		39	133 Carl JOHNSTONE	38	661 Cameron HARRIS	37	41 Alex MILNE				
ROW 12	36	272 Christopher COWAN	35	101 Glen TRIPP	34	46 Jeff MORRIS					
ROW 11		33	152 Elliot FRICKER	32	191 James SEATH	31	72 Kevin MILLER 1:15.964				
ROW 10		1:08.419	30	187 David TREVEIL	29	1:07.629	37 Ricky WOODS	28	1:06.513	51 Paul BEESLEY	
ROW 9			27	1:06.445	21 Taylor SHORES	26	1:05.304	9 Karl COONEY	25	1:05.299	999 William GULLIFORD
ROW 8		1:04.896	24	49 Oliver CHAYTOR	23	1:04.294	333 Mark STUBBERFIELD	22	1:04.232	42 Scott MILLER	
ROW 7			21	1:03.969	143 Robert DAVIE	20	1:03.789	84 Ricardo BRANCO	19	1:03.747	624 Matthew FEDRICK
ROW 6		1:03.744	18	139 Rob MARLEY	17	1:03.552	48 Shaun WALLIS	16	1:03.525	137 Charlie CRAWT	
ROW 5			15	1:03.273	40 Simon WILKINSON	14	1:02.751	53 Tim BANWELL	13	1:02.100	26 Richard MAY
ROW 4		1:01.844	12	198 Steven TOPPING	11	1:01.586	38 James REVELEY	10	1:01.517	71 Colin CLUNE	
ROW 3			9	1:01.456	81 Malvern MAY	8	1:00.828	351 Sam DIGBY-BAKER	7	1:00.430	961 Jack SIM
ROW 2		1:00.388	6	22 Matthew MAY	5	59.228	75 Stewart MAY	4	58.935	90 Edward WATSON	
ROW 1			3	58.487	12 Cedric BLOCH	2	58.455	155 Richard HARRIS	1	57.202	104 Alex ROBINSON

Pole

Brands Hatch Indy
Circuit Length = 1.2079 miles

These results are provisional until the conclusion of any judicial and technical matters.

Clerk Of Course :	Steward :	Timekeeper :
-------------------	-----------	--------------

Results can be found at www.tsl-timing.com

Printed - 13:37 Sunday, 08 March 2020



BMCRC - MRO Championships 2020 - Rnd 1 @ Brands Hatch Indy



BMCRC Thunderbike Sport

RACE 16 - CLASSIFICATION

POS	NO	CL	PIC NAME	ENTRY	LAPS	TIME	GAP	DIFF	MPH	BEST	ON
1	961		1 Jack SIM	Yamaha R6 - ALLIUM by David stead Landscapes /	9	8:13.744			79.26	53.901	3
2	12		2 Cedric BLOCH	Kawasaki ZX6R - Brigit's Group & SDC Performance	9	8:19.515	5.771	5.771	78.35	53.840	5
3	90		3 Edward WATSON	Yamaha R6 - Motorsportdays.com TEA Time Racing	9	8:29.430	15.686	9.915	76.82	54.941	5
4	104		4 Alex ROBINSON	Honda CBR600RR - Boa	9	8:32.500	18.756	3.070	76.36	55.785	5
5	38		5 James REVELEY	Yamaha R6 - PCN Racing	9	8:35.463	21.719	2.963	75.92	54.625	9
6	84		6 Ricardo BRANCO	Yamaha R6 - IMP Racing	9	8:36.555	22.811	1.092	75.76	55.873	9
7	152		7 Elliot FRICKER	Honda CBR600 - Ride in bike tyres	9	8:40.144	26.400	3.589	75.24	55.406	7
8	351		8 Sam DIGBY-BAKER	Yamaha R6 -	9	8:43.312	29.568	3.168	74.78	56.653	9
9	48		9 Shaun WALLIS	Yamaha R6 - MBC Despatch Racing	9	8:44.682	30.938	1.370	74.59	56.015	9
10	81		10 Malvern MAY	Honda CBR600RR -	9	8:44.832	31.088	0.150	74.57	56.876	3
11	22		11 Matthew MAY	Honda CBR600F3 - Mays Racing	9	8:51.082	37.338	6.250	73.69	56.527	9
12	75		12 Stewart MAY	Honda CBR600F3 - Too Many Mays Racing	9	8:51.218	37.474	0.136	73.67	56.584	9
13	191		13 James SEATH	Kawasaki ZX6-RR - Ovenden Earthmoving	9	8:51.668	37.924	0.450	73.61	56.355	9
14	71		14 Colin CLUNE	Suzuki SV650 -	9	8:57.441	43.697	5.773	72.82	58.564	3
15	198		15 Steven TOPPING	Yamaha R6 -	9	9:05.812	52.068	8.371	71.70	58.388	4
16	624		16 Matthew FEDRICK	Yamaha R6 - Matthew Fedrick farriers ltd/TBR perfo	9	9:05.926	52.182	0.114	71.68	59.260	6
17	137		17 Charlie CRAWT	Honda CBR600F - BD Racing	9	9:05.975	52.231	0.049	71.68	58.796	7
18	53		18 Tim BANWELL	Yamaha R6 - Steve Jordan Motorcycles	9	9:11.677	57.933	5.702	70.94	58.651	7
19	42		19 Scott MILLER	Yamaha R6 - Autoenhance colchester	9	9:12.112	58.368	0.435	70.88	59.667	8
20	37		20 Ricky WOODS	Suzuki GSXR 600 - T & S Vehicle Repairs	9	9:14.877	1:01.133	2.765	70.53	59.801	3
21	40		21 Simon WILKINSON	Suzuki SV650 - S P Wilkinson Engineering Ltd	8	8:14.896	1 Lap	1 Lap	70.29	59.824	6
22	143		22 Robert DAVIE	Suzuki SV650 -	8	8:15.221	1 Lap	0.325	70.24	59.586	6
23	72		23 Kevin MILLER	Honda CBR600RR - Mechanical Air Supplies Ltd	8	8:20.931	1 Lap	5.710	69.44	58.720	8
24	49	R	1 Oliver CHAYTOR	Yamaha R6 -	8	8:26.816	1 Lap	5.885	68.64	1:00.293	8
25	333	R	2 Mark STUBBERFIELD	Suzuki SV650 -	8	8:27.138	1 Lap	0.322	68.59	1:01.376	6
26	21	R	3 Taylor SHORES	Yamaha R6 -	8	8:32.362	1 Lap	5.224	67.89	1:01.450	7
27	139*	R	4 Rob MARLEY	Honda CBR600F3 -	8	8:32.586	1 Lap	0.224	67.86	1:01.608	8

NOT CLASSIFIED

DNF	187		David TREVEIL	Yamaha YZF R6 -	2	2:27.763	7 Laps	6 Laps	58.85	1:07.803	2
-----	-----	--	---------------	-----------------	---	----------	--------	--------	-------	----------	---

FASTEST LAP

	12		Cedric BLOCH	Kawasaki ZX6R - Brigit's Group & SDC Performance	5	53.840			80.76 mph	129.98 kph	
	49	R	Oliver CHAYTOR	Yamaha R6 -	8	1:00.293			72.12 mph	116.07 kph	

* No. 139 - No working transponder fitted
 Class - 92.5% of Race Speed = 73.31 mph
 Class R - 92.5% of Race Speed = 63.49 mph

Brands Hatch Indy
 Circuit Length = 1.2079 miles
 Start: 16:19 Flag 16:27 End: 16:28

Weather / Track : Cloudy / Dry

These results are provisional until the conclusion of any judicial and technical matters.

Clerk Of Course :	Steward :	Timekeeper :
-------------------	-----------	--------------

Results can be found at www.tsl-timing.com

Printed - 16:28 Sunday, 08 March 2020



BMCRC - MRO Championships 2020 - Rnd 1 @ Brands Hatch Indy

BMCRC Thunderbike Sport

RACE 16 - LAP CHART

LAP 1 @ 16:20:00.891		
NO	BEHIND	LAP TIME

961		59.834
104	1.205	1:01.039
90	1.335	1:01.169
12	2.610	1:02.444
84	4.354	1:04.188
81	5.080	1:04.914
71	5.118	1:04.952
351	5.562	1:05.396
22	6.109	1:05.943
75	6.243	1:06.077
38	6.388	1:06.222
198	7.371	1:07.205
624	7.528	1:07.362
48	7.751	1:07.585
152	8.024	1:07.858
191	8.798	1:08.632
137	8.974	1:08.808
42	9.653	1:09.487
37	10.659	1:10.493
40	10.895	1:10.729
53	10.998	1:10.832
333	12.733	1:12.567
143	13.612	1:13.446
139	13.884	1:13.718
72	14.029	1:13.863
49	14.708	1:14.542
21	15.648	1:15.482
187	20.126	1:19.960

LAP 2 @ 16:20:55.377		
NO	BEHIND	LAP TIME

961		54.486
90	2.888	56.039
104	3.485	56.766
12	4.159	56.035
84	6.849	56.981
81	7.618	57.024
351	9.118	58.042
71	9.275	58.643
38	10.368	58.466
22	11.261	59.638
75	11.653	59.896
624	12.518	59.476
152	12.685	59.147
48	12.770	59.505
198	13.945	1:01.060
191	14.479	1:00.167
137	15.233	1:00.745
42	16.367	1:01.200
37	16.490	1:00.317
40	18.160	1:01.751
53	18.818	1:02.306
143	20.003	1:00.877
333	22.499	1:04.252
72	22.582	1:03.039
49	23.123	1:02.901
139	24.171	1:04.773
21	25.579	1:04.417
187	33.443	1:07.803

LAP 5 @ 16:23:37.528		
NO	BEHIND	LAP TIME

961		54.260
-----	--	--------

LAP 3 @ 16:21:49.278		
NO	BEHIND	LAP TIME

961		53.901
90	4.506	55.519
12	5.202	54.944
104	5.575	55.991
84	9.733	56.785
81	10.593	56.876
351	12.206	56.989
38	13.287	56.820
71	13.938	58.564
152	15.488	56.704
22	16.973	59.613
48	17.098	58.229
75	17.211	59.459
198	18.544	58.500
191	18.872	58.294
624	21.013	1:02.396
137	21.855	1:00.523
37	22.390	59.801
42	23.090	1:00.624
40	25.063	1:00.804
53	25.820	1:00.903
143	26.465	1:00.363
72	30.364	1:01.683
333	30.823	1:02.225
49	31.883	1:02.661
139	33.640	1:03.370
21	34.320	1:02.642

LAP 4 @ 16:22:43.268		
NO	BEHIND	LAP TIME

961		53.990
12	6.200	54.988
90	6.306	55.790
104	7.665	56.080
84	12.705	56.962
81	13.746	57.143
351	15.318	57.102
38	15.408	56.111
152	18.332	56.834
71	18.846	58.898
48	19.895	56.787
22	21.815	58.832
75	21.923	58.702
191	22.828	57.946
198	22.942	58.388
624	26.369	59.346
137	27.715	59.850
37	28.334	59.934
42	29.021	59.921
40	32.140	1:01.067
53	33.090	1:01.260
143	33.924	1:01.449
72	38.052	1:01.678
333	38.513	1:01.680
49	40.073	1:02.180
139	42.069	1:02.419
21	42.842	1:02.512

LAP 5 @ 16:23:37.528		
NO	BEHIND	LAP TIME

961		54.260
-----	--	--------

12	5.780	53.840
90	6.987	54.941
104	9.190	55.785
84	15.089	56.644
81	16.637	57.151
38	18.095	56.947
351	18.235	57.177
152	20.428	56.356
48	23.155	57.520
71	23.831	59.245
22	25.733	58.178
191	26.027	57.459
75	26.134	58.471
198	27.561	58.879
624	31.451	59.342
137	33.058	59.603
37	34.653	1:00.579
42	35.070	1:00.309
40	38.520	1:00.640
53	38.916	1:00.086
143	39.668	1:00.004
72	45.291	1:01.499
333	45.849	1:01.596
49	47.530	1:01.717
139	49.753	1:01.944
21	50.352	1:01.770

LAP 6 @ 16:24:31.477		
NO	BEHIND	LAP TIME

961		53.949
12	5.705	53.874
90	9.512	56.474
104	12.020	56.779
84	17.637	56.497
38	19.927	55.781
81	20.295	57.607
351	21.226	56.940
152	22.436	55.957
48	25.364	56.158
71	28.610	58.728
75	29.597	57.412
191	29.624	57.546
22	29.659	57.875
198	32.145	58.533
624	36.762	59.260
137	38.288	59.179
37	40.873	1:00.169
42	41.467	1:00.346
53	44.195	59.228
40	44.395	59.824
143	45.305	59.586
72	52.329	1:00.987
333	53.276	1:01.376

LAP 7 @ 16:25:26.350		
NO	BEHIND	LAP TIME

961		54.873
49	1 Lap	1:01.577
139	1 Lap	1:02.144
21	1 Lap	1:01.652
12	4.876	54.044
90	11.187	56.548
104	13.057	55.910
84	19.239	56.475

38	20.089	55.035
81	22.444	57.022
152	22.969	55.406
351	23.139	56.786
48	26.625	56.134
22	31.852	57.066
75	32.653	57.929
191	33.189	58.438
71	33.783	1:00.046
198	38.669	1:01.397
624	41.301	59.412
137	42.211	58.796
42	47.057	1:00.463
37	47.691	1:01.691
53	47.973	58.651
40	49.541	1:00.019
143	50.054	59.622

LAP 8 @ 16:26:20.353		
NO	BEHIND	LAP TIME

961		54.003
72	1 Lap	59.462
12	5.696	54.823
333	1 Lap	1:02.014
49	1 Lap	1:00.945
21	1 Lap	1:01.450
139	1 Lap	1:02.610
90	13.581	56.397
104	16.126	57.072
84	21.386	56.150
38	21.542	55.456
152	24.530	55.564
351	27.363	58.227
81	27.487	59.046
48	29.371	56.749
22	35.259	57.410
75	35.338	56.688
191	36.017	56.831
71	38.873	59.093
198	46.231	1:01.565
624	47.058	59.760
137	47.242	59.034
42	52.721	59.667
53	53.482	59.512
37	54.176	1:00.488

LAP 9 @ 16:27:14.801		
NO	BEHIND	LAP TIME

961		54.448
40	1 Lap	1:00.062
143	1 Lap	59.874
12	5.771	54.523
72	1 Lap	58.720
49	1 Lap	1:00.293
333	1 Lap	1:01.428
90	15.686	56.553
21	1 Lap	1:02.437
104	18.756	57.078
139	1 Lap	1:01.608
38	21.719	54.625
84	22.811	55.873
152	26.400	56.318
351	29.568	56.653
48	30.938	56.015

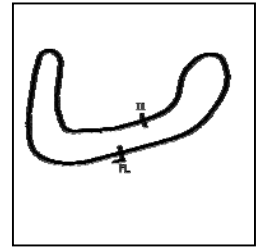
Brands Hatch Indy
 Circuit Length = 1.2079 miles
 Start: 16:19 Flag 16:27 End: 16:28

Weather / Track : Cloudy / Dry

BMCRC - MRO Championships 2020 - Rnd 1 @ Brands Hatch Indy

BMCRC Thunderbike Sport

RACE 16 - SECTOR ANALYSIS



SECTOR 1 = FL to I1, SECTOR 2 = I1 to FL, DIFF = Difference To Personal Best Lap, P = Crossed Finish Line in Pit Lane, D = Time Disallowed

P1 961		Jack SIM		Yamaha R6 - ALLIUM by David stead Landscapes / Platform Lifi			
IDEAL LAP TIME : 53.799		BEST LAP TIME : 53.901		DIFFERENCE : 0.102			
LAP	SECTOR 1	SECTOR 2	LAP TIME	MPH	DIFF	TIME OF DAY	
1 -		22.811	59.834	72.67	5.933	16:20:00.891	
2 -	32.232	22.254	54.486	79.81	0.585	16:20:55.377	
3 -	31.703	22.198	53.901 (1)	80.67		16:21:49.278	
4 -	31.870	22.120	53.990 (3)	80.54	0.089	16:22:43.268	
5 -	31.698	22.562	54.260	80.14	0.359	16:23:37.528	
6 -	31.769	22.180	53.949 (2)	80.60	0.048	16:24:31.477	
7 -	32.437	22.436	54.873	79.24	0.972	16:25:26.350	
8 -	31.889	22.114	54.003	80.52	0.102	16:26:20.353	
9 -	31.685	22.763	54.448	79.86	0.547	16:27:14.801	

P2 12		Cedric BLOCH		Kawasaki ZX6R - Brigit's Group & SDC Performance			
IDEAL LAP TIME : 53.715		BEST LAP TIME : 53.840		DIFFERENCE : 0.125			
LAP	SECTOR 1	SECTOR 2	LAP TIME	MPH	DIFF	TIME OF DAY	
1 -		23.047	1:02.444	69.63	8.604	16:20:03.501	
2 -	33.421	22.614	56.035	77.60	2.195	16:20:59.536	
3 -	32.543	22.401	54.944	79.14	1.104	16:21:54.480	
4 -	32.836	22.152	54.988	79.08	1.148	16:22:49.468	
5 -	31.965	21.875	53.840 (1)	80.76		16:23:43.308	
6 -	31.840	22.034	53.874 (2)	80.71	0.034	16:24:37.182	
7 -	32.112	21.932	54.044 (3)	80.46	0.204	16:25:31.226	
8 -	32.159	22.664	54.823	79.32	0.983	16:26:26.049	
9 -	32.311	22.212	54.523	79.75	0.683	16:27:20.572	

P3 90		Edward WATSON		Yamaha R6 - Motorsportdays.com TEA Time Racing			
IDEAL LAP TIME : 54.601		BEST LAP TIME : 54.941		DIFFERENCE : 0.340			
LAP	SECTOR 1	SECTOR 2	LAP TIME	MPH	DIFF	TIME OF DAY	
1 -		22.333	1:01.169	71.09	6.228	16:20:02.226	
2 -	33.957	22.082	56.039	77.59	1.098	16:20:58.265	
3 -	33.609	21.910	55.519 (2)	78.32	0.578	16:21:53.784	
4 -	33.548	22.242	55.790 (3)	77.94	0.849	16:22:49.574	
5 -	32.691	22.250	54.941 (1)	79.15		16:23:44.515	
6 -	33.858	22.616	56.474	77.00	1.533	16:24:40.989	
7 -	34.074	22.474	56.548	76.90	1.607	16:25:37.537	
8 -	33.888	22.509	56.397	77.10	1.456	16:26:33.934	
9 -	34.288	22.265	56.553	76.89	1.612	16:27:30.487	

P4 104		Alex ROBINSON		Honda CBR600RR - Boa			
IDEAL LAP TIME : 55.640		BEST LAP TIME : 55.785		DIFFERENCE : 0.145			
LAP	SECTOR 1	SECTOR 2	LAP TIME	MPH	DIFF	TIME OF DAY	
1 -		22.498	1:01.039	71.24	5.254	16:20:02.096	
2 -	34.480	22.286	56.766	76.60	0.981	16:20:58.862	
3 -	33.910	22.081	55.991 (3)	77.66	0.206	16:21:54.853	
4 -	33.559	22.521	56.080	77.54	0.295	16:22:50.933	
5 -	33.668	22.117	55.785 (1)	77.95		16:23:46.718	
6 -	33.821	22.958	56.779	76.58	0.994	16:24:43.497	
7 -	33.681	22.229	55.910 (2)	77.77	0.125	16:25:39.407	
8 -	34.067	23.005	57.072	76.19	1.287	16:26:36.479	
9 -	33.982	23.096	57.078	76.18	1.293	16:27:33.557	

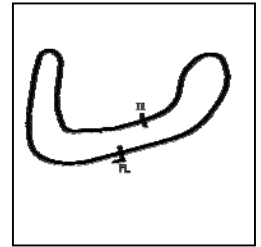
Weather / Track : Cloudy / Dry

Brands Hatch Indy
Circuit Length = 1.2079 miles
Start: 16:19 Flag 16:27 End: 16:28

BMCRC - MRO Championships 2020 - Rnd 1 @ Brands Hatch Indy

BMCRC Thunderbike Sport

RACE 16 - SECTOR ANALYSIS



SECTOR 1 = FL to I1, SECTOR 2 = I1 to FL, DIFF = Difference To Personal Best Lap, P = Crossed Finish Line in Pit Lane, D = Time Disallowed

P5 38		James REVELEY		Yamaha R6 - PCN Racing		
IDEAL LAP TIME : 54.556		BEST LAP TIME : 54.625		DIFFERENCE : 0.069		
LAP	SECTOR 1	SECTOR 2	LAP TIME	MPH	DIFF	TIME OF DAY
1 -		23.969	1:06.222	65.66	11.597	16:20:07.279
2 -	35.301	23.165	58.466	74.37	3.841	16:21:05.745
3 -	33.913	22.907	56.820	76.53	2.195	16:22:02.565
4 -	34.041	22.070	56.111	77.50	1.486	16:22:58.676
5 -	34.310	22.637	56.947	76.36	2.322	16:23:55.623
6 -	33.426	22.355	55.781	77.95	1.156	16:24:51.404
7 -	33.059	21.976	55.035 (2)	79.01	0.410	16:25:46.439
8 -	33.090	22.366	55.456 (3)	78.41	0.831	16:26:41.895
9 -	33.128	21.497	54.625 (1)	79.60		16:27:36.520

P6 84		Ricardo BRANCO		Yamaha R6 - IMP Racing		
IDEAL LAP TIME : 55.869		BEST LAP TIME : 55.873		DIFFERENCE : 0.004		
LAP	SECTOR 1	SECTOR 2	LAP TIME	MPH	DIFF	TIME OF DAY
1 -		23.247	1:04.188	67.74	8.315	16:20:05.245
2 -	34.197	22.784	56.981	76.31	1.108	16:21:02.226
3 -	34.065	22.720	56.785	76.58	0.912	16:21:59.011
4 -	34.290	22.672	56.962	76.34	1.089	16:22:55.973
5 -	34.078	22.566	56.644	76.77	0.771	16:23:52.617
6 -	33.985	22.512	56.497	76.97	0.624	16:24:49.114
7 -	33.873	22.602	56.475 (3)	77.00	0.602	16:25:45.589
8 -	33.689	22.461	56.150 (2)	77.44	0.277	16:26:41.739
9 -	33.693	22.180	55.873 (1)	77.83		16:27:37.612

P7 152		Elliot FRICKER		Honda CBR600 - Ride in bike tyres		
IDEAL LAP TIME : 55.406		BEST LAP TIME : 55.406		DIFFERENCE : 0.000		
LAP	SECTOR 1	SECTOR 2	LAP TIME	MPH	DIFF	TIME OF DAY
1 -		24.267	1:07.858	64.08	12.452	16:20:08.915
2 -	35.504	23.643	59.147	73.52	3.741	16:21:08.062
3 -	33.850	22.854	56.704	76.68	1.298	16:22:04.766
4 -	33.566	23.268	56.834	76.51	1.428	16:23:01.600
5 -	33.771	22.585	56.356	77.16	0.950	16:23:57.956
6 -	33.511	22.446	55.957 (3)	77.71	0.551	16:24:53.913
7 -	33.102	22.304	55.406 (1)	78.48		16:25:49.319
8 -	33.253	22.311	55.564 (2)	78.26	0.158	16:26:44.883
9 -	33.598	22.720	56.318	77.21	0.912	16:27:41.201

P8 351		Sam DIGBY-BAKER		Yamaha R6 -		
IDEAL LAP TIME : 56.186		BEST LAP TIME : 56.653		DIFFERENCE : 0.467		
LAP	SECTOR 1	SECTOR 2	LAP TIME	MPH	DIFF	TIME OF DAY
1 -		23.831	1:05.396	66.49	8.743	16:20:06.453
2 -	34.845	23.197	58.042	74.92	1.389	16:21:04.495
3 -	34.086	22.903	56.989	76.30	0.336	16:22:01.484
4 -	34.219	22.883	57.102	76.15	0.449	16:22:58.586
5 -	34.254	22.923	57.177	76.05	0.524	16:23:55.763
6 -	34.288	22.652	56.940 (3)	76.37	0.287	16:24:52.703
7 -	33.534	23.252	56.786 (2)	76.57	0.133	16:25:49.489
8 -	34.731	23.496	58.227	74.68	1.574	16:26:47.716
9 -	33.744	22.909	56.653 (1)	76.75		16:27:44.369

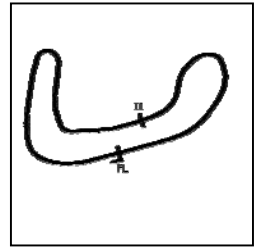
Weather / Track : Cloudy / Dry

Brands Hatch Indy
Circuit Length = 1.2079 miles
Start: 16:19 Flag 16:27 End: 16:28

BMCRC - MRO Championships 2020 - Rnd 1 @ Brands Hatch Indy

BMCRC Thunderbike Sport

RACE 16 - SECTOR ANALYSIS



SECTOR 1 = FL to I1, SECTOR 2 = I1 to FL, DIFF = Difference To Personal Best Lap, P = Crossed Finish Line in Pit Lane, D = Time Disallowed

P9 48		Shaun WALLIS		Yamaha R6 - MBC Despatch Racing		
IDEAL LAP TIME : 55.439		BEST LAP TIME : 56.015		DIFFERENCE : 0.576		
LAP	SECTOR 1	SECTOR 2	LAP TIME	MPH	DIFF	TIME OF DAY
1 -		24.250	1:07.585	64.34	11.570	16:20:08.642
2 -	36.016	23.489	59.505	73.07	3.490	16:21:08.147
3 -	34.535	23.694	58.229	74.68	2.214	16:22:06.376
4 -	34.177	22.610	56.787	76.57	0.772	16:23:03.163
5 -	33.872	23.648	57.520	75.60	1.505	16:24:00.683
6 -	33.551	22.607	56.158 (3)	77.43	0.143	16:24:56.841
7 -	33.667	22.467	56.134 (2)	77.46	0.119	16:25:52.975
8 -	34.108	22.641	56.749	76.62	0.734	16:26:49.724
9 -	32.972	23.043	56.015 (1)	77.63		16:27:45.739

P10 81		Malvern MAY		Honda CBR600RR -		
IDEAL LAP TIME : 56.400		BEST LAP TIME : 56.876		DIFFERENCE : 0.476		
LAP	SECTOR 1	SECTOR 2	LAP TIME	MPH	DIFF	TIME OF DAY
1 -		23.810	1:04.914	66.98	8.038	16:20:05.971
2 -	34.330	22.694	57.024 (3)	76.25	0.148	16:21:02.995
3 -	33.895	22.981	56.876 (1)	76.45		16:21:59.871
4 -	34.277	22.866	57.143	76.10	0.267	16:22:57.014
5 -	33.895	23.256	57.151	76.08	0.275	16:23:54.165
6 -	34.629	22.978	57.607	75.48	0.731	16:24:51.772
7 -	33.706	23.316	57.022 (2)	76.26	0.146	16:25:48.794
8 -	35.414	23.632	59.046	73.64	2.170	16:26:47.840
9 -	34.447	23.602	58.049	74.91	1.173	16:27:45.889

P11 22		Matthew MAY		Honda CBR600F3 - Mays Racing		
IDEAL LAP TIME : 56.527		BEST LAP TIME : 56.527		DIFFERENCE : 0.000		
LAP	SECTOR 1	SECTOR 2	LAP TIME	MPH	DIFF	TIME OF DAY
1 -		24.143	1:05.943	65.94	9.416	16:20:07.000
2 -	35.447	24.191	59.638	72.91	3.111	16:21:06.638
3 -	35.447	24.166	59.613	72.94	3.086	16:22:06.251
4 -	35.005	23.827	58.832	73.91	2.305	16:23:05.083
5 -	34.226	23.952	58.178	74.74	1.651	16:24:03.261
6 -	33.914	23.961	57.875	75.13	1.348	16:25:01.136
7 -	33.922	23.144	57.066 (2)	76.20	0.539	16:25:58.202
8 -	34.002	23.408	57.410 (3)	75.74	0.883	16:26:55.612
9 -	33.680	22.847	56.527 (1)	76.92		16:27:52.139

P12 75		Stewart MAY		Honda CBR600F3 - Too Many Mays Racing		
IDEAL LAP TIME : 55.801		BEST LAP TIME : 56.584		DIFFERENCE : 0.783		
LAP	SECTOR 1	SECTOR 2	LAP TIME	MPH	DIFF	TIME OF DAY
1 -		24.000	1:06.077	65.81	9.493	16:20:07.134
2 -	35.579	24.317	59.896	72.60	3.312	16:21:07.030
3 -	35.175	24.284	59.459	73.13	2.875	16:22:06.489
4 -	34.979	23.723	58.702	74.07	2.118	16:23:05.191
5 -	34.443	24.028	58.471	74.37	1.887	16:24:03.662
6 -	33.904	23.508	57.412 (3)	75.74	0.828	16:25:01.074
7 -	34.090	23.839	57.929	75.06	1.345	16:25:59.003
8 -	33.230	23.458	56.688 (2)	76.71	0.104	16:26:55.691
9 -	34.013	22.571	56.584 (1)	76.85		16:27:52.275

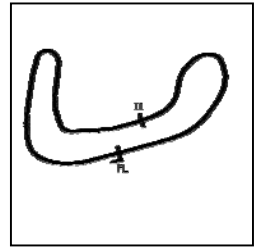
Weather / Track : Cloudy / Dry

Brands Hatch Indy
Circuit Length = 1.2079 miles
Start: 16:19 Flag 16:27 End: 16:28

BMCRC - MRO Championships 2020 - Rnd 1 @ Brands Hatch Indy

BMCRC Thunderbike Sport

RACE 16 - SECTOR ANALYSIS



SECTOR 1 = FL to I1, SECTOR 2 = I1 to FL, DIFF = Difference To Personal Best Lap, P = Crossed Finish Line in Pit Lane, D = Time Disallowed

P13 191		James SEATH		Kawasaki ZX6-RR - Ovenden Earthmoving		
IDEAL LAP TIME : 56.114		BEST LAP TIME : 56.355		DIFFERENCE : 0.241		
LAP	SECTOR 1	SECTOR 2	LAP TIME	MPH	DIFF	TIME OF DAY
1 -		24.406	1:08.632	63.36	12.277	16:20:09.689
2 -	35.727	24.440	1:00.167	72.27	3.812	16:21:09.856
3 -	35.227	23.067	58.294	74.59	1.939	16:22:08.150
4 -	34.291	23.655	57.946	75.04	1.591	16:23:06.096
5 -	33.815	23.644	57.459 (3)	75.68	1.104	16:24:03.555
6 -	33.781	23.765	57.546	75.56	1.191	16:25:01.101
7 -	34.556	23.882	58.438	74.41	2.083	16:25:59.539
8 -	33.718	23.113	56.831 (2)	76.51	0.476	16:26:56.370
9 -	33.959	22.396	56.355 (1)	77.16		16:27:52.725

P14 71		Colin CLUNE		Suzuki SV650 -		
IDEAL LAP TIME : 58.392		BEST LAP TIME : 58.564		DIFFERENCE : 0.172		
LAP	SECTOR 1	SECTOR 2	LAP TIME	MPH	DIFF	TIME OF DAY
1 -		24.086	1:04.952	66.95	6.388	16:20:06.009
2 -	34.868	23.775	58.643 (2)	74.15	0.079	16:21:04.652
3 -	34.617	23.947	58.564 (1)	74.25		16:22:03.216
4 -	34.788	24.110	58.898	73.83	0.334	16:23:02.114
5 -	34.872	24.373	59.245	73.40	0.681	16:24:01.359
6 -	34.742	23.986	58.728 (3)	74.04	0.164	16:25:00.087
7 -	34.974	25.072	1:00.046	72.42	1.482	16:26:00.133
8 -	34.963	24.130	59.093	73.58	0.529	16:26:59.226
9 -	35.159	24.113	59.272	73.36	0.708	16:27:58.498

P15 198		Steven TOPPING		Yamaha R6 -		
IDEAL LAP TIME : 58.041		BEST LAP TIME : 58.388		DIFFERENCE : 0.347		
LAP	SECTOR 1	SECTOR 2	LAP TIME	MPH	DIFF	TIME OF DAY
1 -		24.442	1:07.205	64.70	8.817	16:20:08.262
2 -	36.837	24.223	1:01.060	71.21	2.672	16:21:09.322
3 -	34.869	23.631	58.500 (2)	74.33	0.112	16:22:07.822
4 -	34.491	23.897	58.388 (1)	74.47		16:23:06.210
5 -	34.618	24.261	58.879	73.85	0.491	16:24:05.089
6 -	34.410	24.123	58.533 (3)	74.29	0.145	16:25:03.622
7 -	35.613	25.784	1:01.397	70.82	3.009	16:26:05.019
8 -	36.238	25.327	1:01.565	70.63	3.177	16:27:06.584
9 -	35.678	24.607	1:00.285	72.13	1.897	16:28:06.869

P16 624		Matthew FEDRICK		Yamaha R6 - Matthew Fedrick farriers ltd/TBR performance		
IDEAL LAP TIME : 58.819		BEST LAP TIME : 59.260		DIFFERENCE : 0.441		
LAP	SECTOR 1	SECTOR 2	LAP TIME	MPH	DIFF	TIME OF DAY
1 -		24.253	1:07.362	64.55	8.102	16:20:08.419
2 -	35.769	23.707	59.476	73.11	0.216	16:21:07.895
3 -	38.933	23.463	1:02.396	69.69	3.136	16:22:10.291
4 -	35.431	23.915	59.346 (3)	73.27	0.086	16:23:09.637
5 -	35.433	23.909	59.342 (2)	73.28	0.082	16:24:08.979
6 -	35.685	23.575	59.260 (1)	73.38		16:25:08.239
7 -	35.462	23.950	59.412	73.19	0.152	16:26:07.651
8 -	36.066	23.694	59.760	72.76	0.500	16:27:07.411
9 -	36.184	23.388	59.572	72.99	0.312	16:28:06.983

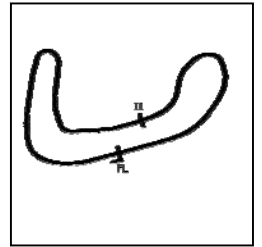
Weather / Track : Cloudy / Dry

Brands Hatch Indy
Circuit Length = 1.2079 miles
Start: 16:19 Flag 16:27 End: 16:28

BMCRC - MRO Championships 2020 - Rnd 1 @ Brands Hatch Indy

BMCRC Thunderbike Sport

RACE 16 - SECTOR ANALYSIS



SECTOR 1 = FL to I1, SECTOR 2 = I1 to FL, DIFF = Difference To Personal Best Lap, P = Crossed Finish Line in Pit Lane, D = Time Disallowed

P17 137		Charlie CRAWT		Honda CBR600F - BD Racing		
IDEAL LAP TIME : 58.765		BEST LAP TIME : 58.796		DIFFERENCE : 0.031		
LAP	SECTOR 1	SECTOR 2	LAP TIME	MPH	DIFF	TIME OF DAY
1 -		24.812	1:08.808	63.19	10.012	16:20:09.865
2 -	36.508	24.237	1:00.745	71.58	1.949	16:21:10.610
3 -	36.578	23.945	1:00.523	71.85	1.727	16:22:11.133
4 -	35.967	23.883	59.850	72.65	1.054	16:23:10.983
5 -	36.034	23.569	59.603	72.95	0.807	16:24:10.586
6 -	35.700	23.479	59.179 (3)	73.48	0.383	16:25:09.765
7 -	35.298	23.498	58.796 (1)	73.96		16:26:08.561
8 -	35.354	23.680	59.034 (2)	73.66	0.238	16:27:07.595
9 -	35.286	24.151	59.437	73.16	0.641	16:28:07.032

P18 53		Tim BANWELL		Yamaha R6 - Steve Jordan Motorcycles		
IDEAL LAP TIME : 58.441		BEST LAP TIME : 58.651		DIFFERENCE : 0.210		
LAP	SECTOR 1	SECTOR 2	LAP TIME	MPH	DIFF	TIME OF DAY
1 -		25.201	1:10.832	61.39	12.181	16:20:11.889
2 -	36.854	25.452	1:02.306	69.79	3.655	16:21:14.195
3 -	36.335	24.568	1:00.903	71.40	2.252	16:22:15.098
4 -	36.738	24.522	1:01.260	70.98	2.609	16:23:16.358
5 -	35.704	24.382	1:00.086	72.37	1.435	16:24:16.444
6 -	35.689	23.539	59.228 (3)	73.42	0.577	16:25:15.672
7 -	34.902	23.749	58.651 (1)	74.14		16:26:14.323
8 -	35.856	23.656	59.512	73.07	0.861	16:27:13.835
9 -	35.200	23.699	58.899 (2)	73.83	0.248	16:28:12.734

P19 42		Scott MILLER		Yamaha R6 - Autoenhance colchester		
IDEAL LAP TIME : 59.349		BEST LAP TIME : 59.667		DIFFERENCE : 0.318		
LAP	SECTOR 1	SECTOR 2	LAP TIME	MPH	DIFF	TIME OF DAY
1 -		24.767	1:09.487	62.58	9.820	16:20:10.544
2 -	36.731	24.469	1:01.200	71.05	1.533	16:21:11.744
3 -	36.574	24.050	1:00.624	71.73	0.957	16:22:12.368
4 -	36.004	23.917	59.921 (2)	72.57	0.254	16:23:12.289
5 -	35.909	24.400	1:00.309	72.10	0.642	16:24:12.598
6 -	36.222	24.124	1:00.346	72.06	0.679	16:25:12.944
7 -	36.752	23.711	1:00.463	71.92	0.796	16:26:13.407
8 -	35.638	24.029	59.667 (1)	72.88		16:27:13.074
9 -	36.033	24.062	1:00.095 (3)	72.36	0.428	16:28:13.169

P20 37		Ricky WOODS		Suzuki GSXR 600 - T & S Vehicle Repairs		
IDEAL LAP TIME : 59.659		BEST LAP TIME : 59.801		DIFFERENCE : 0.142		
LAP	SECTOR 1	SECTOR 2	LAP TIME	MPH	DIFF	TIME OF DAY
1 -		25.320	1:10.493	61.68	10.692	16:20:11.550
2 -	36.105	24.212	1:00.317	72.09	0.516	16:21:11.867
3 -	35.697	24.104	59.801 (1)	72.71		16:22:11.668
4 -	35.922	24.012	59.934 (2)	72.55	0.133	16:23:11.602
5 -	36.026	24.553	1:00.579	71.78	0.778	16:24:12.181
6 -	36.207	23.962	1:00.169 (3)	72.27	0.368	16:25:12.350
7 -	37.660	24.031	1:01.691	70.49	1.890	16:26:14.041
8 -	36.282	24.206	1:00.488	71.89	0.687	16:27:14.529
9 -	37.002	24.403	1:01.405	70.81	1.604	16:28:15.934

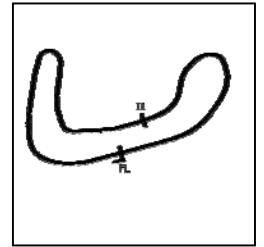
Weather / Track : Cloudy / Dry

Brands Hatch Indy
Circuit Length = 1.2079 miles
Start: 16:19 Flag 16:27 End: 16:28

BMCRC - MRO Championships 2020 - Rnd 1 @ Brands Hatch Indy

BMCRC Thunderbike Sport

RACE 16 - SECTOR ANALYSIS



SECTOR 1 = FL to I1, SECTOR 2 = I1 to FL, DIFF = Difference To Personal Best Lap, P = Crossed Finish Line in Pit Lane, D = Time Disallowed

P21 40		Simon WILKINSON		Suzuki SV650 - S P Wilkinson Engineering Ltd		
IDEAL LAP TIME : 59.794		BEST LAP TIME : 59.824		DIFFERENCE : 0.030		
LAP	SECTOR 1	SECTOR 2	LAP TIME	MPH	DIFF	TIME OF DAY
1 -		25.541	1:10.729	61.48	10.905	16:20:11.786
2 -	36.765	24.986	1:01.751	70.42	1.927	16:21:13.537
3 -	36.088	24.716	1:00.804	71.51	0.980	16:22:14.341
4 -	36.257	24.810	1:01.067	71.21	1.243	16:23:15.408
5 -	36.040	24.600	1:00.640	71.71	0.816	16:24:16.048
6 -	35.650	24.174	59.824 (1)	72.68		16:25:15.872
7 -	35.848	24.171	1:00.019 (2)	72.45	0.195	16:26:15.891
8 -	35.623	24.439	1:00.062 (3)	72.40	0.238	16:27:15.953

P22 143		Robert DAVIE		Suzuki SV650 -		
IDEAL LAP TIME : 59.358		BEST LAP TIME : 59.586		DIFFERENCE : 0.228		
LAP	SECTOR 1	SECTOR 2	LAP TIME	MPH	DIFF	TIME OF DAY
1 -		25.484	1:13.446	59.20	13.860	16:20:14.503
2 -	36.903	23.974	1:00.877	71.43	1.291	16:21:15.380
3 -	36.625	23.738	1:00.363	72.04	0.777	16:22:15.743
4 -	36.619	24.830	1:01.449	70.76	1.863	16:23:17.192
5 -	36.205	23.799	1:00.004	72.47	0.418	16:24:17.196
6 -	35.893	23.693	59.586 (1)	72.98		16:25:16.782
7 -	36.086	23.536	59.622 (2)	72.93	0.036	16:26:16.404
8 -	35.822	24.052	59.874 (3)	72.62	0.288	16:27:16.278

P23 72		Kevin MILLER		Honda CBR600RR - Mechanical Air Supplies Ltd		
IDEAL LAP TIME : 58.720		BEST LAP TIME : 58.720		DIFFERENCE : 0.000		
LAP	SECTOR 1	SECTOR 2	LAP TIME	MPH	DIFF	TIME OF DAY
1 -		25.751	1:13.863	58.87	15.143	16:20:14.920
2 -	37.939	25.100	1:03.039	68.98	4.319	16:21:17.959
3 -	37.129	24.554	1:01.683	70.49	2.963	16:22:19.642
4 -	37.169	24.509	1:01.678	70.50	2.958	16:23:21.320
5 -	37.262	24.237	1:01.499	70.71	2.779	16:24:22.819
6 -	36.655	24.332	1:00.987 (3)	71.30	2.267	16:25:23.806
7 -	35.819	23.643	59.462 (2)	73.13	0.742	16:26:23.268
8 -	35.311	23.409	58.720 (1)	74.05		16:27:21.988

P24 49 R		Oliver CHAYTOR		Yamaha R6 -		
IDEAL LAP TIME : 1:00.293		BEST LAP TIME : 1:00.293		DIFFERENCE : 0.000		
LAP	SECTOR 1	SECTOR 2	LAP TIME	MPH	DIFF	TIME OF DAY
1 -		26.119	1:14.542	58.33	14.249	16:20:15.599
2 -	38.172	24.729	1:02.901	69.13	2.608	16:21:18.500
3 -	37.804	24.857	1:02.661	69.39	2.368	16:22:21.161
4 -	37.352	24.828	1:02.180	69.93	1.887	16:23:23.341
5 -	37.131	24.586	1:01.717	70.46	1.424	16:24:25.058
6 -	37.054	24.523	1:01.577 (3)	70.62	1.284	16:25:26.635
7 -	36.711	24.234	1:00.945 (2)	71.35	0.652	16:26:27.580
8 -	36.150	24.143	1:00.293 (1)	72.12		16:27:27.873

Weather / Track : Cloudy / Dry

Brands Hatch Indy
Circuit Length = 1.2079 miles
Start: 16:19 Flag 16:27 End: 16:28

BMCRC - MRO Championships 2020 - Rnd 1 @ Brands Hatch Indy

BMCRC Thunderbike Sport

RACE 16 - SECTOR ANALYSIS



SECTOR 1 = FL to I1, SECTOR 2 = I1 to FL, DIFF = Difference To Personal Best Lap, P = Crossed Finish Line in Pit Lane, D = Time Disallowed

P25 333 R		Mark STUBBERFIELD		Suzuki SV650 -		
IDEAL LAP TIME : 1:00.990		BEST LAP TIME : 1:01.376		DIFFERENCE : 0.386		
LAP	SECTOR 1	SECTOR 2	LAP TIME	MPH	DIFF	TIME OF DAY
1 -		25.668	1:12.567	59.92	11.191	16:20:13.624
2 -	38.946	25.306	1:04.252	67.68	2.876	16:21:17.876
3 -	37.723	24.502	1:02.225	69.88	0.849	16:22:20.101
4 -	37.156	24.524	1:01.680	70.50	0.304	16:23:21.781
5 -	37.247	24.349	1:01.596 (3)	70.59	0.220	16:24:23.377
6 -	36.940	24.436	1:01.376 (1)	70.85		16:25:24.753
7 -	36.919	25.095	1:02.014	70.12	0.638	16:26:26.767
8 -	37.357	24.071	1:01.428 (2)	70.79	0.052	16:27:28.195

P26 21 R		Taylor SHORES		Yamaha R6 -		
IDEAL LAP TIME : 1:01.442		BEST LAP TIME : 1:01.450		DIFFERENCE : 0.008		
LAP	SECTOR 1	SECTOR 2	LAP TIME	MPH	DIFF	TIME OF DAY
1 -		26.481	1:15.482	57.61	14.032	16:20:16.539
2 -	38.922	25.495	1:04.417	67.50	2.967	16:21:20.956
3 -	37.898	24.744	1:02.642	69.41	1.192	16:22:23.598
4 -	37.784	24.728	1:02.512	69.56	1.062	16:23:26.110
5 -	37.222	24.548	1:01.770 (3)	70.39	0.320	16:24:27.880
6 -	36.984	24.668	1:01.652 (2)	70.53	0.202	16:25:29.532
7 -	36.894	24.556	1:01.450 (1)	70.76		16:26:30.982
8 -	37.636	24.801	1:02.437	69.64	0.987	16:27:33.419

P27 139 R		Rob MARLEY		Honda CBR600F3 -		
IDEAL LAP TIME :		BEST LAP TIME : 1:01.608		DIFFERENCE :		
LAP	SECTOR 1	SECTOR 2	LAP TIME	MPH	DIFF	TIME OF DAY
1 -			1:13.718	58.98	12.110	16:20:14.775
2 -			1:04.773	67.13	3.165	16:21:19.548
3 -			1:03.370	68.62	1.762	16:22:22.918
4 -			1:02.419	69.66	0.811	16:23:25.337
5 -			1:01.944 (2)	70.20	0.336	16:24:27.281
6 -			1:02.144 (3)	69.97	0.536	16:25:29.425
7 -			1:02.610	69.45	1.002	16:26:32.035
8 -			1:01.608 (1)	70.58		16:27:33.643

P28 187		David TREVEIL		Yamaha YZF R6 -		
IDEAL LAP TIME : 1:07.803		BEST LAP TIME : 1:07.803		DIFFERENCE : 0.000		
LAP	SECTOR 1	SECTOR 2	LAP TIME	MPH	DIFF	TIME OF DAY
1 -		28.907	1:19.960	54.38	12.157	16:20:21.017
2 -	40.980	26.823	1:07.803 (1)	64.13		16:21:28.820

BMCRC - MRO Championships 2020 - Rnd 1 @ Brands Hatch Indy

BMCRC Thunderbike Sport

RACE 16 - BEST SECTORS

SECTOR 1			SECTOR 2			IDEAL / BEST COMPARISON						
POS	NO	NAME	TIME	NO	NAME	TIME	POS	NO	NAME	IDEAL	BEST	DIFF
									PERFECT LAP	53.182		
1	961	SIM	31.685	38	REVELEY	21.497	1	12	BLOCH	53.715	53.840	0.125
2	12	BLOCH	31.840	12	BLOCH	21.875	2	961	SIM	53.799	53.901	0.102
3	90	WATSON	32.691	90	WATSON	21.910	3	38	REVELEY	54.556	54.625	0.069
4	48	WALLIS	32.972	104	ROBINSON	22.081	4	90	WATSON	54.601	54.941	0.340
5	38	REVELEY	33.059	961	SIM	22.114	5	152	FRICKER	55.406	55.406	0.000
6	152	FRICKER	33.102	84	BRANCO	22.180	6	48	WALLIS	55.439	56.015	0.576
7	75	MAY	33.230	152	FRICKER	22.304	7	104	ROBINSON	55.640	55.785	0.145
8	351	DIGBY-BAKER	33.534	191	SEATH	22.396	8	75	MAY	55.801	56.584	0.783
9	104	ROBINSON	33.559	48	WALLIS	22.467	9	84	BRANCO	55.869	55.873	0.004
10	22	MAY	33.680	75	MAY	22.571	10	191	SEATH	56.114	56.355	0.241
11	84	BRANCO	33.689	351	DIGBY-BAKER	22.652	11	351	DIGBY-BAKER	56.186	56.653	0.467
12	81	MAY	33.706	81	MAY	22.694	12	81	MAY	56.400	56.876	0.476
13	191	SEATH	33.718	22	MAY	22.847	13	22	MAY	56.527	56.527	0.000
14	198	TOPPING	34.410	624	FEDRICK	23.388	14	198	TOPPING	58.041	58.388	0.347
15	71	CLUNE	34.617	72	MILLER	23.409	15	71	CLUNE	58.392	58.564	0.172
16	53	BANWELL	34.902	137	CRAWT	23.479	16	53	BANWELL	58.441	58.651	0.210
17	137	CRAWT	35.286	143	DAVIE	23.536	17	72	MILLER	58.720	58.720	0.000
18	72	MILLER	35.311	53	BANWELL	23.539	18	137	CRAWT	58.765	58.796	0.031
19	624	FEDRICK	35.431	198	TOPPING	23.631	19	624	FEDRICK	58.819	59.260	0.441
20	40	WILKINSON	35.623	42	MILLER	23.711	20	42	MILLER	59.349	59.667	0.318
21	42	MILLER	35.638	71	CLUNE	23.775	21	143	DAVIE	59.358	59.586	0.228
22	37	WOODS	35.697	37	WOODS	23.962	22	37	WOODS	59.659	59.801	0.142
23	143	DAVIE	35.822	333	STUBBERFIELD	24.071	23	40	WILKINSON	59.794	59.824	0.030
24	49	CHAYTOR	36.150	49	CHAYTOR	24.143	24	49	CHAYTOR	1:00.293	1:00.293	0.000
25	21	SHORES	36.894	40	WILKINSON	24.171	25	333	STUBBERFIELD	1:00.990	1:01.376	0.386
26	333	STUBBERFIELD	36.919	21	SHORES	24.548	26	21	SHORES	1:01.442	1:01.450	0.008
27	187	TREVEIL	40.980	187	TREVEIL	26.823	27	187	TREVEIL	1:07.803	1:07.803	0.000
28							28	139	MARLEY		1:01.608	

Weather / Track : Cloudy / Dry

Results can be found at www.tsl-timing.com

Brands Hatch Indy
Circuit Length = 1.2079 miles
Start: 16:19 Flag 16:27 End: 16:28

Printed - 16:29 Sunday, 08 March 2020

BMCRC - MRO Championships 2020 - Rnd 1 @ Brands Hatch Indy

BMCRC Thunderbike Sport

RACE 16 - STATISTICS

Competitors Started 28
Planned Start 2020-03-08 @ 16:05:00.000
Actual Start 2020-03-08 @ 16:19:01.056
Finish Time 2020-03-08 @ 16:27:14.800
Track Length 1.2079mi.
Total Laps 238
Total Distance Covered 287.4910mi.

Session Fastest Lap History

NO	CL	NAME	LAP TIME	TIME OF DAY	LAP	VEHICLE
961		Jack SIM	54.486	16:20:55.390	2	Yamaha R6
961		Jack SIM	53.901	16:21:49.290	3	Yamaha R6
12		Cedric BLOCH	53.840	16:23:43.329	5	Kawasaki ZX6R

Session Leader History

NO	CL	NAME	FROM LAP	LAPS LED	DISTANCE	VEHICLE
961		Jack SIM	1	9	10.87 miles	Yamaha R6

Flag History

TYPE	TIME OF DAY
GREEN	16:19:01.056
FINISH	16:27:14.800

Flag Statistics

TYPE	COUNT	TOTAL LAPS	TOTAL TIME
Green	1	9	9:20.835
Red	0	0	0.000
Safety Car	0	0	0.000
FCY	0	0	0.000

BMCRC - MRO Championships 2020 - Rnd 1 @ Brands Hatch Indy

BMCRC Thunderbike Sport

RACE 16 - STATISTICS

CLASS :

24 Starters

Fastest Lap History

NO	NAME	LAP TIME	TIME OF DAY	LAP	VEHICLE
961	Jack SIM	54.486	16:20:55.390	2	Yamaha R6
961	Jack SIM	53.901	16:21:49.290	3	Yamaha R6
12	Cedric BLOCH	53.840	16:23:43.329	5	Kawasaki ZX6R

Leader History

NO	NAME	FROM LAP	LAPS LED	DISTANCE	VEHICLE
961	Jack SIM	1	9	10.87 miles	Yamaha R6

BMCRC - MRO Championships 2020 - Rnd 1 @ Brands Hatch Indy

BMCRC Thunderbike Sport

RACE 16 - STATISTICS

CLASS : R

4 Starters

Fastest Lap History

NO	NAME	LAP TIME	TIME OF DAY	LAP	VEHICLE
333	Mark STUBBERFIELD	1:04.252	16:21:17.888	2	Suzuki SV650
49	Oliver CHAYTOR	1:02.901	16:21:18.510	2	Yamaha R6
333	Mark STUBBERFIELD	1:02.225	16:22:20.112	3	Suzuki SV650
333	Mark STUBBERFIELD	1:01.680	16:23:21.793	4	Suzuki SV650
333	Mark STUBBERFIELD	1:01.596	16:24:23.389	5	Suzuki SV650
333	Mark STUBBERFIELD	1:01.376	16:25:24.765	6	Suzuki SV650
49	Oliver CHAYTOR	1:00.945	16:26:27.589	7	Yamaha R6
49	Oliver CHAYTOR	1:00.293	16:27:27.884	8	Yamaha R6

Leader History

NO	NAME	FROM LAP	LAPS LED	DISTANCE	VEHICLE
333	Mark STUBBERFIELD	1	7	8.45 miles	Suzuki SV650
49	Oliver CHAYTOR	8	1	1.20 miles	Yamaha R6

BMCRC-MRO Championships 2020



DFDS YAMAHA PAST MASTERS

Brands Hatch Indy Circuit

7th / 8th March 2020



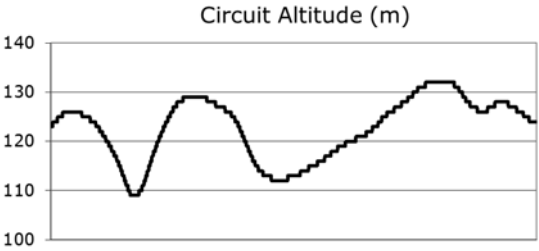
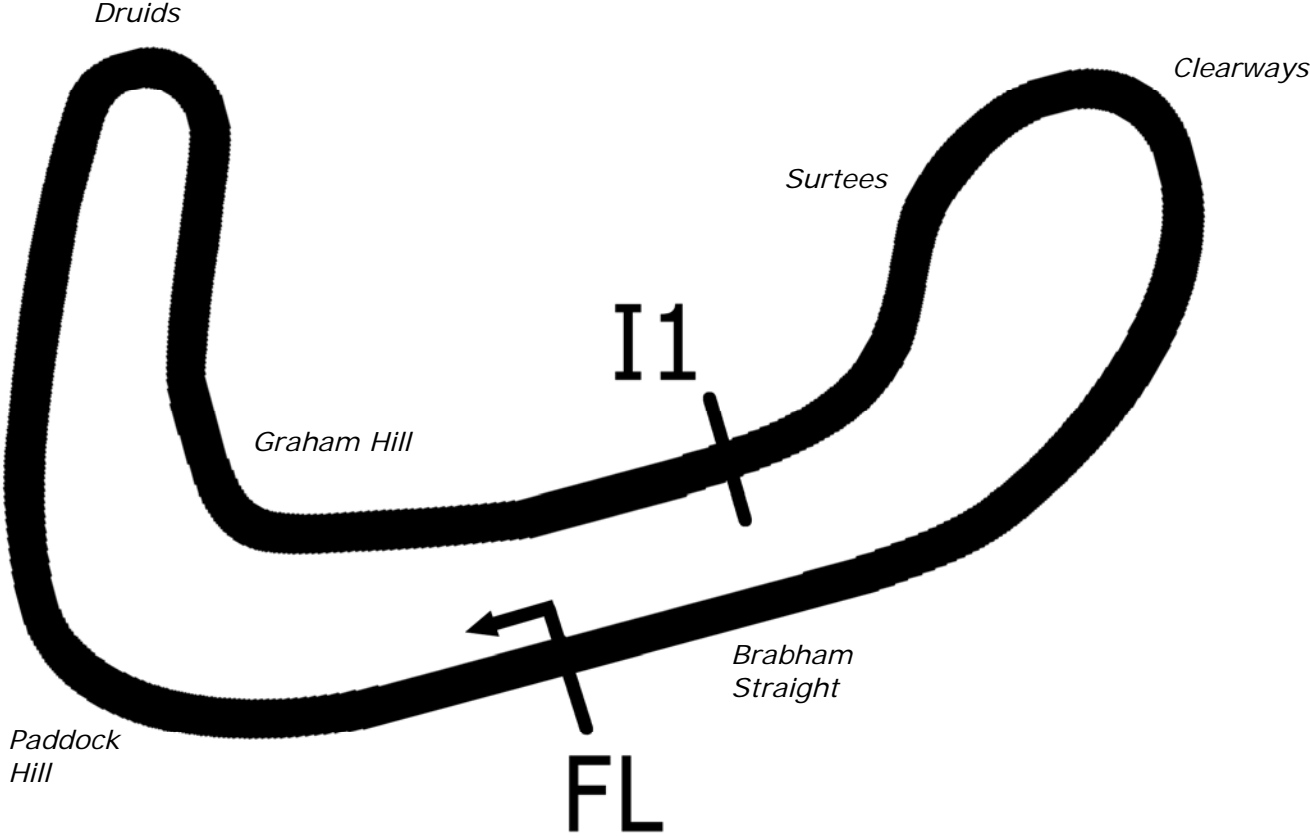
Results Provided by Timing Solutions Ltd
www.tsl-timing.com

Brands Hatch Indy



SPORTS TIMING

TIMING SOLUTIONS LTD



Length	1.2079 miles	1944.0 m	
FL		51.36032 N	0.26032 E
I1	1112m	51.35934 N	0.25955 E
Pit Entry	1669m	51.35911 N	0.25743 E
Pit Exit	26m after FL	51.36027 N	0.26078 E
Pit Entry–Pit Exit 277m, 16.6s @60kph, 12.4s @80kph			

BMCRC - MRO Championships 2020 - Rnd 1 @ Brands Hatch Indy

DFDS Seaways Yamaha Past Masters

QUALIFYING - CLASSIFICATION

POS	NO	CL	PIC NAME	ENTRY	TIME	ON	LAPS	GAP	DIFF	MPH
1	19		1 Peter BRANTON	Yamaha TZR 250 - Exactweld Racing	53.799	7	7			80.83
2	24		2 Scott CARSON	Yamaha TZR250 - Brian Grays Powerbiking,All England I	54.874	4	7	1.075	1.075	79.24
3	7		3 Peter MOORE	Yamaha TZR 250 - Station Garage , Isle of Man	55.468	7	8	1.669	0.594	78.39
4	81		4 Scott GRANT	Yamaha TZR250 - Mum, Dad & Katie	55.783	7	8	1.984	0.315	77.95
5	57*		5 Geoff MOOK	Yamaha TZR 250 -	55.897	6	8	2.098	0.114	77.79
6	0		6 Paul TOLAND	Yamaha TZR250 -	56.065	7	8	2.266	0.168	77.56
7	15	C	1 Billy PERKINS	Yamaha TZR 250 - T.w fuggle and son / Windsor food mact	56.196	8	8	2.397	0.131	77.38
8	101		7 Andrew DAVIES	Yamaha TZR 250 - GIBSON EXHAUSTS	56.731	7	8	2.932	0.535	76.65
9	27	C	2 Richard HAYWARD	Yamaha TZR250 - Gforce Motorcycles/Hazel Motors	56.862	7	7	3.063	0.131	76.47
10	74		8 Paul WHITBY	Yamaha TZR 250 - Greybridge Ltd	56.979	7	8	3.180	0.117	76.31
11	3		9 Alan COOPER	Yamaha TZR250 - twistgrip motorcycles	57.055	8	8	3.256	0.076	76.21
12	8	C	3 David BALL	Yamaha TZR250 - Gardiner Page and Roe pension const	57.216	7	9	3.417	0.161	76.00
13	16*		10 Martyn WHITE	Yamaha RD350YPVS - Taymar	57.306	7	8	3.507	0.090	75.88
14	60	C	4 Daniel GOUGH	Yamaha TZR 250 - G Force Motorcycles	57.721	3	7	3.922	0.415	75.33
15	70		11 Andrew BURSCOUGH	Yamaha YPVS 350 - Apollo/Merlin/Abbey/Martitanium	57.747	7	7	3.948	0.026	75.30
16	92		12 Derek CRIPPS	Yamaha TZR250 - Kelly Cripps	57.831	8	8	4.032	0.084	75.19
17	26	R	1 Damian LEE	Yamaha TZR250 -	1:00.962	8	8	7.163	3.131	71.33
18	17*	R	2 Dan MILES	Yamaha TZR 250 -	1:01.119	4	8	7.320	0.157	71.14
19	46	C	5 Kevin MARSHALL	Yamaha TZR250 -	1:01.216	8	8	7.417	0.097	71.03
20	67		13 Mark BAILEY	Yamaha TZR250 - Gforce motorcycles	1:02.382	6	6	8.583	1.166	69.70
21	100	R	3 Robert RICHARDSON	Yamaha TZR 250 - www.ypmrc.co.uk	1:03.159	6	8	9.360	0.777	68.85
22	33	C	6 Kieran LEWIS	Yamaha TZR250 - Controls For Doors Ltd/ G Force Motor	1:04.875	1	6	11.076	1.716	67.03
23	59	C	7 Neil HESMAN	Yamaha RD350R - Farkham Hall	1:07.784	1	3	13.985	2.909	64.15
24	88	R	4 Ian O'FLAHERTY	Yamaha TZR250 -	1:13.825	3	6	20.026	6.041	58.90

* No. 16 - Please fit a working transponder

* No. 17 & 57 - Fastest lap disallowed - yellow flag infringement

Brands Hatch Indy
Circuit Length = 1.2079 miles
Start: 11:26 Flag 11:36 End: 11:36

Weather / Track : Cloudy / Dry

These results are provisional until the conclusion of any judicial and technical matters.

Clerk Of Course :	Steward :	Timekeeper :
-------------------	-----------	--------------

Results can be found at www.tsl-timing.com

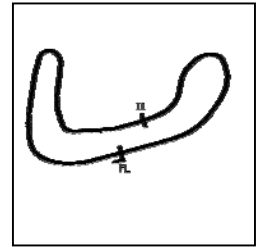
Printed - 11:46 Saturday, 07 March 2020



BMCRC - MRO Championships 2020 - Rnd 1 @ Brands Hatch Indy

DFDS Seaways Yamaha Past Masters

QUALIFYING - SECTOR ANALYSIS



SECTOR 1 = FL to I1, SECTOR 2 = I1 to FL, DIFF = Difference To Personal Best Lap, P = Crossed Finish Line in Pit Lane, D = Time Disallowed

P1 19 Peter BRANTON		Yamaha TZR 250 - Exactweld Racing				
IDEAL LAP TIME : 53.799		BEST LAP TIME : 53.799		DIFFERENCE : 0.000		
LAP	SECTOR 1	SECTOR 2	LAP TIME	MPH	DIFF	TIME OF DAY
1 -	37.215	23.959	1:01.174	71.08	7.375	11:27:44.792
2 -	33.935	22.316	56.251	77.30	2.452	11:28:41.043
3 -	34.081	22.782	56.863	76.47	3.064	11:29:37.906
4 -	33.301	22.098	55.399	78.49	1.600	11:30:33.305
5 -	33.483	21.729	55.212 (2)	78.76	1.413	11:31:28.517
6 -	33.211	22.147	55.358 (3)	78.55	1.559	11:32:23.875
7 -	32.279	21.520	53.799 (1)	80.83		11:33:17.674

P2 24 Scott CARSON		Yamaha TZR250 - Brian Grays Powerbiking,All England Diamor				
IDEAL LAP TIME : 54.874		BEST LAP TIME : 54.874		DIFFERENCE : 0.000		
LAP	SECTOR 1	SECTOR 2	LAP TIME	MPH	DIFF	TIME OF DAY
1 -	35.740	23.347	59.087	73.59	4.213	11:27:28.627
2 -	33.795	22.400	56.195	77.38	1.321	11:28:24.822
3 -	33.510	22.278	55.788 (3)	77.94	0.914	11:29:20.610
4 -	32.823	22.051	54.874 (1)	79.24		11:30:15.484
5 -	32.925	22.242	55.167 (2)	78.82	0.293	11:31:10.651
6 -	33.198	22.873	56.071	77.55	1.197	11:32:06.722
7 -	33.793	22.490	56.283	77.26	1.409	11:33:03.005

P3 7 Peter MOORE		Yamaha TZR 250 - Station Garage , Isle of Man				
IDEAL LAP TIME : 55.468		BEST LAP TIME : 55.468		DIFFERENCE : 0.000		
LAP	SECTOR 1	SECTOR 2	LAP TIME	MPH	DIFF	TIME OF DAY
1 -	37.280	24.425	1:01.705	70.47	6.237	11:27:39.063
2 -	34.569	22.761	57.330	75.85	1.862	11:28:36.393
3 -	38.581	IN PIT	1:24.673 P	51.35	29.205	11:30:01.066
4 -	OUTLAP	23.261	1:02.658	69.40	7.190	11:31:03.724
5 -	34.212	22.470	56.682 (2)	76.71	1.214	11:32:00.406
6 -	34.168	22.737	56.905 (3)	76.41	1.437	11:32:57.311
7 -	33.253	22.215	55.468 (1)	78.39		11:33:52.779
8 -	37.038	27.557	1:04.595	67.32	9.127	11:34:57.374

P4 81 Scott GRANT		Yamaha TZR250 - Mum, Dad & Katie				
IDEAL LAP TIME : 55.783		BEST LAP TIME : 55.783		DIFFERENCE : 0.000		
LAP	SECTOR 1	SECTOR 2	LAP TIME	MPH	DIFF	TIME OF DAY
1 -	40.004	25.344	1:05.348	66.54	9.565	11:27:52.912
2 -	37.238	24.437	1:01.675	70.50	5.892	11:28:54.587
3 -	36.512	23.639	1:00.151	72.29	4.368	11:29:54.738
4 -	34.436	23.203	57.639	75.44	1.856	11:30:52.377
5 -	34.089	23.405	57.494	75.63	1.711	11:31:49.871
6 -	34.173	22.747	56.920 (2)	76.39	1.137	11:32:46.791
7 -	33.312	22.471	55.783 (1)	77.95		11:33:42.574
8 -	33.544	23.856	57.400 (3)	75.75	1.617	11:34:39.974

P5 57 Geoff MOOK		Yamaha TZR 250 -				
IDEAL LAP TIME : 55.684		BEST LAP TIME : 55.897		DIFFERENCE : 0.213		
LAP	SECTOR 1	SECTOR 2	LAP TIME	MPH	DIFF	TIME OF DAY
1 -	37.836	24.521	1:02.357	69.73	6.460	11:27:38.213
2 -	34.450	22.950	57.400	75.75	1.503	11:28:35.613
3 -	33.707	22.696	56.403 (2)	77.09	0.506	11:29:32.016
4 -	33.791	23.010	56.801	76.55	0.904	11:30:28.817
5 -	34.425	22.580	57.005	76.28	1.108	11:31:25.822
6 -	33.518	22.379	55.897 (1)	77.79		11:32:21.719
7 -	33.305	22.481	56.786 D	77.95		11:33:17.505
8 -	33.501	23.177	56.678 (3)	76.72	0.781	11:34:14.183

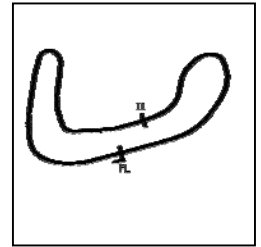
Weather / Track : Cloudy / Dry

Brands Hatch Indy
Circuit Length = 1.2079 miles
Start: 11:26 Flag 11:36 End: 11:36

BMCRC - MRO Championships 2020 - Rnd 1 @ Brands Hatch Indy

DFDS Seaways Yamaha Past Masters

QUALIFYING - SECTOR ANALYSIS



SECTOR 1 = FL to I1, SECTOR 2 = I1 to FL, DIFF = Difference To Personal Best Lap, P = Crossed Finish Line in Pit Lane, D = Time Disallowed

P6 0		Paul TOLAND		Yamaha TZR250 -		
IDEAL LAP TIME : 56.042		BEST LAP TIME : 56.065		DIFFERENCE : 0.023		
LAP	SECTOR 1	SECTOR 2	LAP TIME	MPH	DIFF	TIME OF DAY
1 -	35.981	23.961	59.942	72.54	3.877	11:27:37.706
2 -	33.845	22.705	56.550	76.89	0.485	11:28:34.256
3 -	33.721	22.500	56.221 (2)	77.34	0.156	11:29:30.477
4 -	34.920	23.289	58.209	74.70	2.144	11:30:28.686
5 -	34.908	22.610	57.518	75.60	1.453	11:31:26.204
6 -	33.889	22.453	56.342 (3)	77.18	0.277	11:32:22.546
7 -	33.589	22.476	56.065 (1)	77.56		11:33:18.611
8 -	34.666	24.519	59.185	73.47	3.120	11:34:17.796

P7 15 C		Billy PERKINS		Yamaha TZR 250 - T.w fuggle & son / Windsor food machinery		
IDEAL LAP TIME : 55.899		BEST LAP TIME : 56.196		DIFFERENCE : 0.297		
LAP	SECTOR 1	SECTOR 2	LAP TIME	MPH	DIFF	TIME OF DAY
1 -	37.892	23.223	1:01.115	71.15	4.919	11:27:47.319
2 -	38.310	24.289	1:02.599	69.46	6.403	11:28:49.918
3 -	34.375	22.673	57.048	76.22	0.852	11:29:46.966
4 -	34.110	22.674	56.784	76.58	0.588	11:30:43.750
5 -	35.808	22.832	58.640	74.15	2.444	11:31:42.390
6 -	34.046	22.658	56.704 (3)	76.68	0.508	11:32:39.094
7 -	33.729	22.565	56.294 (2)	77.24	0.098	11:33:35.388
8 -	33.334	22.862	56.196 (1)	77.38		11:34:31.584

P8 101		Andrew DAVIES		Yamaha TZR 250 - GIBSON EXHAUSTS		
IDEAL LAP TIME : 56.470		BEST LAP TIME : 56.731		DIFFERENCE : 0.261		
LAP	SECTOR 1	SECTOR 2	LAP TIME	MPH	DIFF	TIME OF DAY
1 -	39.406	24.824	1:04.230	67.70	7.499	11:27:39.297
2 -	36.455	24.231	1:00.686	71.65	3.955	11:28:39.983
3 -	36.477	23.565	1:00.042	72.42	3.311	11:29:40.025
4 -	35.220	22.934	58.154	74.77	1.423	11:30:38.179
5 -	34.984	23.054	58.038	74.92	1.307	11:31:36.217
6 -	34.358	22.560	56.918 (2)	76.40	0.187	11:32:33.135
7 -	34.189	22.542	56.731 (1)	76.65		11:33:29.866
8 -	33.928	23.997	57.925 (3)	75.07	1.194	11:34:27.791

P9 27 C		Richard HAYWARD		Yamaha TZR250 - Gforce Motorcycles/Hazel Motors		
IDEAL LAP TIME : 56.862		BEST LAP TIME : 56.862		DIFFERENCE : 0.000		
LAP	SECTOR 1	SECTOR 2	LAP TIME	MPH	DIFF	TIME OF DAY
1 -	37.672	23.535	1:01.207	71.04	4.345	11:27:39.717
2 -	36.324	23.999	1:00.323	72.08	3.461	11:28:40.040
3 -	37.053	23.862	1:00.915	71.38	4.053	11:29:40.955
4 -	35.939	23.637	59.576 (3)	72.99	2.714	11:30:40.531
5 -	36.188	23.588	59.776	72.74	2.914	11:31:40.307
6 -	36.131	22.967	59.098 (2)	73.58	2.236	11:32:39.405
7 -	34.109	22.753	56.862 (1)	76.47		11:33:36.267

P10 74		Paul WHITBY		Yamaha TZR 250 - Greybridge Ltd		
IDEAL LAP TIME : 56.458		BEST LAP TIME : 56.979		DIFFERENCE : 0.521		
LAP	SECTOR 1	SECTOR 2	LAP TIME	MPH	DIFF	TIME OF DAY
1 -	39.700	24.841	1:04.541	67.37	7.562	11:27:38.255
2 -	36.014	23.657	59.671	72.87	2.692	11:28:37.926
3 -	36.018	24.235	1:00.253	72.17	3.274	11:29:38.179
4 -	34.376	23.030	57.406 (2)	75.75	0.427	11:30:35.585
5 -	34.929	23.147	58.076	74.87	1.097	11:31:33.661
6 -	34.589	23.014	57.603	75.49	0.624	11:32:31.264
7 -	34.302	22.677	56.979 (1)	76.31		11:33:28.243
8 -	33.781	23.769	57.550 (3)	75.56	0.571	11:34:25.793

Weather / Track : Cloudy / Dry

Brands Hatch Indy
Circuit Length = 1.2079 miles
Start: 11:26 Flag 11:36 End: 11:36

BMCRC - MRO Championships 2020 - Rnd 1 @ Brands Hatch Indy

DFDS Seaways Yamaha Past Masters

QUALIFYING - SECTOR ANALYSIS



SECTOR 1 = FL to I1, SECTOR 2 = I1 to FL, DIFF = Difference To Personal Best Lap, P = Crossed Finish Line in Pit Lane, D = Time Disallowed

P11 3		Alan COOPER		Yamaha TZR250 - twistgrip motorcycles			
IDEAL LAP TIME : 56.500		BEST LAP TIME : 57.055		DIFFERENCE : 0.555			
LAP	SECTOR 1	SECTOR 2	LAP TIME	MPH	DIFF	TIME OF DAY	
1 -	37.757	24.209	1:01.966	70.17	4.911	11:27:32.816	
2 -	35.205	23.652	58.857	73.88	1.802	11:28:31.673	
3 -	34.891	23.313	58.204	74.71	1.149	11:29:29.877	
4 -	35.616	23.253	58.869	73.86	1.814	11:30:28.746	
5 -	35.377	22.924	58.301	74.58	1.246	11:31:27.047	
6 -	34.500	22.922	57.422 (3)	75.73	0.367	11:32:24.469	
7 -	33.988	23.103	57.091 (2)	76.16	0.036	11:33:21.560	
8 -	34.543	22.512	57.055 (1)	76.21		11:34:18.615	

P12 8 C		David BALL		Yamaha TZR250 - Gardiner Page and Roe pension consultants			
IDEAL LAP TIME : 56.939		BEST LAP TIME : 57.216		DIFFERENCE : 0.277			
LAP	SECTOR 1	SECTOR 2	LAP TIME	MPH	DIFF	TIME OF DAY	
1 -	36.219	23.481	59.700	72.84	2.484	11:27:32.737	
2 -	35.117	23.148	58.265 (3)	74.63	1.049	11:28:31.002	
3 -	35.403	23.228	58.631	74.16	1.415	11:29:29.633	
4 -	35.434	23.394	58.828	73.92	1.612	11:30:28.461	
5 -	35.425	22.848	58.273	74.62	1.057	11:31:26.734	
6 -	34.470	23.075	57.545 (2)	75.56	0.329	11:32:24.279	
7 -	34.091	23.125	57.216 (1)	76.00		11:33:21.495	
8 -	34.899	23.539	58.438	74.41	1.222	11:34:19.933	
9 -	35.468	24.708	1:00.176	72.26	2.960	11:35:20.109	

P13 16		Martyn WHITE		Yamaha RD350YPVS - Taymar			
IDEAL LAP TIME :		BEST LAP TIME : 57.306		DIFFERENCE :			
LAP	SECTOR 1	SECTOR 2	LAP TIME	MPH	DIFF	TIME OF DAY	
1 -			1:05.625	66.26	8.319	11:27:46.827	
2 -			1:04.342	67.58	7.036	11:28:51.169	
3 -			1:00.552	71.81	3.246	11:29:51.721	
4 -			58.918 (3)	73.80	1.612	11:30:50.639	
5 -			58.973	73.73	1.667	11:31:49.612	
6 -			57.939 (2)	75.05	0.633	11:32:47.551	
7 -			57.306 (1)	75.88		11:33:44.857	
8 -			59.698	72.84	2.392	11:34:44.555	

P14 60 C		Daniel GOUGH		Yamaha TZR 250 - G Force Motorcycles			
IDEAL LAP TIME : 57.721		BEST LAP TIME : 57.721		DIFFERENCE : 0.000			
LAP	SECTOR 1	SECTOR 2	LAP TIME	MPH	DIFF	TIME OF DAY	
1 -	39.170	23.952	1:03.122	68.89	5.401	11:27:36.733	
2 -	35.621	23.181	58.802	73.95	1.081	11:28:35.535	
3 -	34.837	22.884	57.721 (1)	75.33		11:29:33.256	
4 -	35.150	23.241	58.391	74.47	0.670	11:30:31.647	
5 -	35.337	23.030	58.367 (3)	74.50	0.646	11:31:30.014	
6 -	35.401	23.086	58.487	74.35	0.766	11:32:28.501	
7 -	34.960	23.148	58.108 (2)	74.83	0.387	11:33:26.609	

P15 70		Andrew BURSCOUGH		Yamaha YPVS 350 - Apollo/Merlin/Abbey/Martitanium			
IDEAL LAP TIME : 57.297		BEST LAP TIME : 57.747		DIFFERENCE : 0.450			
LAP	SECTOR 1	SECTOR 2	LAP TIME	MPH	DIFF	TIME OF DAY	
1 -	37.946	23.207	1:01.153	71.11	3.406	11:27:47.459	
2 -	38.595	25.014	1:03.609	68.36	5.862	11:28:51.068	
3 -	34.962	23.215	58.177 (2)	74.74	0.430	11:29:49.245	
4 -	35.155	23.184	58.339 (3)	74.54	0.592	11:30:47.584	
5 -	35.891	23.688	59.579	72.98	1.832	11:31:47.163	
6 -	35.573	23.871	59.444	73.15	1.697	11:32:46.607	
7 -	34.818	22.929	57.747 (1)	75.30		11:33:44.354	

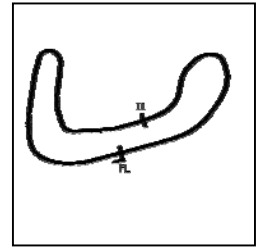
Weather / Track : Cloudy / Dry

Brands Hatch Indy
Circuit Length = 1.2079 miles
Start: 11:26 Flag 11:36 End: 11:36

BMCRC - MRO Championships 2020 - Rnd 1 @ Brands Hatch Indy

DFDS Seaways Yamaha Past Masters

QUALIFYING - SECTOR ANALYSIS



SECTOR 1 = FL to I1, SECTOR 2 = I1 to FL, DIFF = Difference To Personal Best Lap, P = Crossed Finish Line in Pit Lane, D = Time Disallowed

P16 92		Derek CRIPPS		Yamaha TZR250 - Kelly Cripps		
IDEAL LAP TIME : 57.628		BEST LAP TIME : 57.831		DIFFERENCE : 0.203		
LAP	SECTOR 1	SECTOR 2	LAP TIME	MPH	DIFF	TIME OF DAY
1 -	40.086	24.843	1:04.929	66.97	7.098	11:27:49.175
2 -	37.651	25.639	1:03.290	68.70	5.459	11:28:52.465
3 -	36.085	23.779	59.864	72.64	2.033	11:29:52.329
4 -	35.606	23.283	58.889	73.84	1.058	11:30:51.218
5 -	35.375	23.678	59.053	73.63	1.222	11:31:50.271
6 -	35.330	23.178	58.508 (3)	74.32	0.677	11:32:48.779
7 -	34.961	23.165	58.126 (2)	74.81	0.295	11:33:46.905
8 -	34.463	23.368	57.831 (1)	75.19		11:34:44.736

P17 26 R		Damian LEE		Yamaha TZR250 -		
IDEAL LAP TIME : 1:00.174		BEST LAP TIME : 1:00.962		DIFFERENCE : 0.788		
LAP	SECTOR 1	SECTOR 2	LAP TIME	MPH	DIFF	TIME OF DAY
1 -	40.778	26.734	1:07.512	64.41	6.550	11:27:54.505
2 -	36.959	24.934	1:01.893	70.26	0.931	11:28:56.398
3 -	38.839	25.567	1:04.406	67.51	3.444	11:30:00.804
4 -	37.151	24.415	1:01.566	70.63	0.604	11:31:02.370
5 -	36.834	24.251	1:01.085 (2)	71.18	0.123	11:32:03.455
6 -	38.221	23.855	1:02.076	70.05	1.114	11:33:05.531
7 -	36.883	24.642	1:01.525 (3)	70.68	0.563	11:34:07.056
8 -	36.319	24.643	1:00.962 (1)	71.33		11:35:08.018

P18 17 R		Dan MILES		Yamaha TZR 250 -		
IDEAL LAP TIME : 1:00.683		BEST LAP TIME : 1:01.119		DIFFERENCE : 0.436		
LAP	SECTOR 1	SECTOR 2	LAP TIME	MPH	DIFF	TIME OF DAY
1 -	39.074	24.999	1:04.073	67.86	2.954	11:27:45.978
2 -	39.398	24.971	1:04.369	67.55	3.250	11:28:50.347
3 -	37.131	24.552	1:01.683 (3)	70.49	0.564	11:29:52.030
4 -	36.755	24.364	1:01.119 (1)	71.14		11:30:53.149
5 -	36.999	24.768	1:01.767	70.40	0.648	11:31:54.916
6 -	36.871	24.473	1:01.344 (2)	70.88	0.225	11:32:56.260
7 -	36.371	24.312	1:00.683 D	71.66		11:33:56.943
8 -	36.389	26.407	1:02.796	69.24	1.677	11:34:59.739

P19 46 C		Kevin MARSHALL		Yamaha TZR250 -		
IDEAL LAP TIME : 1:01.081		BEST LAP TIME : 1:01.216		DIFFERENCE : 0.135		
LAP	SECTOR 1	SECTOR 2	LAP TIME	MPH	DIFF	TIME OF DAY
1 -	39.565	25.284	1:04.849	67.05	3.633	11:27:32.883
2 -	37.758	25.011	1:02.769	69.27	1.553	11:28:35.652
3 -	37.484	25.319	1:02.803	69.24	1.587	11:29:38.455
4 -	37.771	24.423	1:02.194 (3)	69.91	0.978	11:30:40.649
5 -	38.990	25.183	1:04.173	67.76	2.957	11:31:44.822
6 -	37.546	24.769	1:02.315	69.78	1.099	11:32:47.137
7 -	37.386	24.564	1:01.950 (2)	70.19	0.734	11:33:49.087
8 -	36.658	24.558	1:01.216 (1)	71.03		11:34:50.303

P20 67		Mark BAILEY		Yamaha TZR250 - Gforce motorcycles		
IDEAL LAP TIME : 1:01.531		BEST LAP TIME : 1:02.382		DIFFERENCE : 0.851		
LAP	SECTOR 1	SECTOR 2	LAP TIME	MPH	DIFF	TIME OF DAY
1 -	43.021	27.375	1:10.396	61.77	8.014	11:27:54.845
2 -	38.846	25.488	1:04.334	67.59	1.952	11:28:59.179
3 -	38.491	25.076	1:03.567 (3)	68.40	1.185	11:30:02.746
4 -	37.932	24.731	1:02.663 (2)	69.39	0.281	11:31:05.409
5 -	38.664	25.578	1:04.242	67.69	1.860	11:32:09.651
6 -	37.845	24.537	1:02.382 (1)	69.70		11:33:12.033

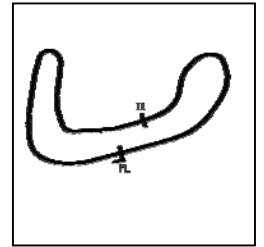
Weather / Track : Cloudy / Dry

Brands Hatch Indy
Circuit Length = 1.2079 miles
Start: 11:26 Flag 11:36 End: 11:36

BMCRC - MRO Championships 2020 - Rnd 1 @ Brands Hatch Indy

DFDS Seaways Yamaha Past Masters

QUALIFYING - SECTOR ANALYSIS



SECTOR 1 = FL to I1, SECTOR 2 = I1 to FL, DIFF = Difference To Personal Best Lap, P = Crossed Finish Line in Pit Lane, D = Time Disallowed

P21 100 R		Robert RICHARDSON		Yamaha TZR 250 - www.ypmrc.co.uk		
IDEAL LAP TIME : 1:02.789		BEST LAP TIME : 1:03.159		DIFFERENCE : 0.370		
LAP	SECTOR 1	SECTOR 2	LAP TIME	MPH	DIFF	TIME OF DAY
1 -	39.985	26.057	1:06.042	65.84	2.883	11:27:45.566
2 -	41.557	26.538	1:08.095	63.86	4.936	11:28:53.661
3 -	40.237	26.205	1:06.442	65.44	3.283	11:30:00.103
4 -	39.685	25.250	1:04.935	66.96	1.776	11:31:05.038
5 -	38.549	25.132	1:03.681 (2)	68.28	0.522	11:32:08.719
6 -	38.152	25.007	1:03.159 (1)	68.85		11:33:11.878
7 -	38.198	26.432	1:04.630	67.28	1.471	11:34:16.508
8 -	37.782	26.718	1:04.500 (3)	67.42	1.341	11:35:21.008

P22 33 C		Kieran LEWIS		Yamaha TZR250 - Controls For Doors Ltd/ G Force Motorcycles		
IDEAL LAP TIME : 1:04.714		BEST LAP TIME : 1:04.875		DIFFERENCE : 0.161		
LAP	SECTOR 1	SECTOR 2	LAP TIME	MPH	DIFF	TIME OF DAY
1 -	39.366	25.509	1:04.875 (1)	67.03		11:27:45.940
2 -	40.478	26.801	1:07.279	64.63	2.404	11:28:53.219
3 -	39.923	25.790	1:05.713	66.17	0.838	11:29:58.932
4 -	39.293	25.646	1:04.939 (3)	66.96	0.064	11:31:03.871
5 -	39.205	25.730	1:04.935 (2)	66.96	0.060	11:32:08.806
6 -	40.117	26.303	1:06.420	65.47	1.545	11:33:15.226

P23 59 C		Neil HESMAN		Yamaha RD350R - Farkham Hall		
IDEAL LAP TIME : 1:07.110		BEST LAP TIME : 1:07.784		DIFFERENCE : 0.674		
LAP	SECTOR 1	SECTOR 2	LAP TIME	MPH	DIFF	TIME OF DAY
1 -	40.429	27.355	1:07.784 (1)	64.15		11:27:45.335
2 -	40.158	28.113	1:08.271 (3)	63.69	0.487	11:28:53.606
3 -	41.044	26.952	1:07.996 (2)	63.95	0.212	11:30:01.602

P24 88 R		Ian O'FLAHERTY		Yamaha TZR250 -		
IDEAL LAP TIME : 1:13.190		BEST LAP TIME : 1:13.825		DIFFERENCE : 0.635		
LAP	SECTOR 1	SECTOR 2	LAP TIME	MPH	DIFF	TIME OF DAY
1 -	49.918	30.306	1:20.224	54.20	6.399	11:28:05.189
2 -	46.625	28.743	1:15.368	57.69	1.543	11:29:20.557
3 -	45.168	28.657	1:13.825 (1)	58.90		11:30:34.382
4 -	45.451	28.903	1:14.354 (3)	58.48	0.529	11:31:48.736
5 -	45.517	28.695	1:14.212 (2)	58.59	0.387	11:33:02.948
6 -	44.533	29.890	1:14.423	58.43	0.598	11:34:17.371

Weather / Track : Cloudy / Dry

BMCRC - MRO Championships 2020 - Rnd 1 @ Brands Hatch Indy

DFDS Seaways Yamaha Past Masters

QUALIFYING - BEST SECTORS

SECTOR 1				SECTOR 2				IDEAL / BEST COMPARISON				
POS	NO	NAME	TIME	NO	NAME	TIME	POS	NO	NAME	IDEAL	BEST	DIFF
									PERFECT LAP	53.799		
1	19	BRANTON	32.279	19	BRANTON	21.520	1	19	BRANTON	53.799	53.799	0.000
2	24	CARSON	32.823	24	CARSON	22.051	2	24	CARSON	54.874	54.874	0.000
3	7	MOORE	33.253	7	MOORE	22.215	3	7	MOORE	55.468	55.468	0.000
4	57	MOOK	33.305	57	MOOK	22.379	4	57	MOOK	55.684	55.897	0.213
5	81	GRANT	33.312	0	TOLAND	22.453	5	81	GRANT	55.783	55.783	0.000
6	15	PERKINS	33.334	81	GRANT	22.471	6	15	PERKINS	55.899	56.196	0.297
7	0	TOLAND	33.589	3	COOPER	22.512	7	0	TOLAND	56.042	56.065	0.023
8	74	WHITBY	33.781	101	DAVIES	22.542	8	74	WHITBY	56.458	56.979	0.521
9	101	DAVIES	33.928	15	PERKINS	22.565	9	101	DAVIES	56.470	56.731	0.261
10	3	COOPER	33.988	74	WHITBY	22.677	10	3	COOPER	56.500	57.055	0.555
11	8	BALL	34.091	27	HAYWARD	22.753	11	27	HAYWARD	56.862	56.862	0.000
12	27	HAYWARD	34.109	8	BALL	22.848	12	8	BALL	56.939	57.216	0.277
13	70	BURSCOUGH	34.368	60	GOUGH	22.884	13	70	BURSCOUGH	57.297	57.747	0.450
14	92	CRIPPS	34.463	70	BURSCOUGH	22.929	14	92	CRIPPS	57.628	57.831	0.203
15	60	GOUGH	34.837	92	CRIPPS	23.165	15	60	GOUGH	57.721	57.721	0.000
16	26	LEE	36.319	26	LEE	23.855	16	26	LEE	1:00.174	1:00.962	0.788
17	17	MILES	36.371	17	MILES	24.312	17	17	MILES	1:00.683	1:01.119	0.436
18	46	MARSHALL	36.658	46	MARSHALL	24.423	18	46	MARSHALL	1:01.081	1:01.216	0.135
19	67	BAILEY	36.994	67	BAILEY	24.537	19	67	BAILEY	1:01.531	1:02.382	0.851
20	100	RICHARDSON	37.782	100	RICHARDSON	25.007	20	100	RICHARDSON	1:02.789	1:03.159	0.370
21	33	LEWIS	39.205	33	LEWIS	25.509	21	33	LEWIS	1:04.714	1:04.875	0.161
22	59	HESMAN	40.158	59	HESMAN	26.952	22	59	HESMAN	1:07.110	1:07.784	0.674
23	88	O'FLAHERTY	44.533	88	O'FLAHERTY	28.657	23	88	O'FLAHERTY	1:13.190	1:13.825	0.635
24							24	16	WHITE		57.306	

Weather / Track : Cloudy / Dry

Results can be found at www.tsl-timing.com

Brands Hatch Indy
 Circuit Length = 1.2079 miles
 Start: 11:26 Flag 11:36 End: 11:36

Printed - 11:47 Saturday, 07 March 2020

BMCRC - MRO Championships 2020 - Rnd 1 @ Brands Hatch Indy

DFDS Seaways Yamaha Past Masters

QUALIFYING - STATISTICS

Competitors Started 24
Planned Start 2020-03-07 @ 11:21:00.000
Actual Start 2020-03-07 @ 11:26:00.767
Finish Time 2020-03-07 @ 11:36:01.807
Track Length 1.2079mi.
Total Laps 177
Total Distance Covered 213.8063mi.

Session Fastest Lap History

NO	CL	NAME	LAP TIME	TIME OF DAY	LAP	VEHICLE
24		Scott CARSON	59.087	11:27:28.655	1	Yamaha TZR250
24		Scott CARSON	56.195	11:28:24.849	2	Yamaha TZR250
24		Scott CARSON	55.788	11:29:20.610	3	Yamaha TZR250
24		Scott CARSON	54.874	11:30:15.512	4	Yamaha TZR250
19		Peter BRANTON	53.799	11:33:17.679	7	Yamaha TZR 250

Flag History

TYPE	TIME OF DAY
GREEN	11:26:00.767
RED	11:35:21.096
FINISH	11:36:01.807

Flag Statistics

TYPE	COUNT	TOTAL LAPS	TOTAL TIME
Green	1	9	9:20.329
Red	1	0	40.711
Safety Car	0	0	0.000
FCY	0	0	0.000

BMCRC - MRO Championships 2020 - Rnd 1 @ Brands Hatch Indy

DFDS Seaways Yamaha Past Masters

QUALIFYING - STATISTICS

CLASS :

13 Starters

Fastest Lap History

NO	NAME	LAP TIME	TIME OF DAY	LAP	VEHICLE
24	Scott CARSON	59.087	11:27:28.655	1	Yamaha TZR250
24	Scott CARSON	56.195	11:28:24.849	2	Yamaha TZR250
24	Scott CARSON	55.788	11:29:20.610	3	Yamaha TZR250
24	Scott CARSON	54.874	11:30:15.512	4	Yamaha TZR250
19	Peter BRANTON	53.799	11:33:17.679	7	Yamaha TZR 250

BMCRC - MRO Championships 2020 - Rnd 1 @ Brands Hatch Indy

DFDS Seaways Yamaha Past Masters

QUALIFYING - STATISTICS

CLASS : C

7 Starters

Fastest Lap History

NO	NAME	LAP TIME	TIME OF DAY	LAP	VEHICLE
8	David BALL	59.700	11:27:32.761	1	Yamaha TZR250
8	David BALL	58.265	11:28:31.027	2	Yamaha TZR250
60	Daniel GOUGH	57.721	11:29:33.282	3	Yamaha TZR 250
15	Billy PERKINS	57.048	11:29:46.996	3	Yamaha TZR 250
15	Billy PERKINS	56.784	11:30:43.780	4	Yamaha TZR 250
15	Billy PERKINS	56.704	11:32:39.124	6	Yamaha TZR 250
15	Billy PERKINS	56.294	11:33:35.418	7	Yamaha TZR 250
15	Billy PERKINS	56.196	11:34:31.614	8	Yamaha TZR 250

Weather / Track : Cloudy / Dry

Results can be found at www.tsl-timing.com

Page 3 of 4

Brands Hatch Indy
Circuit Length = 1.2079 miles
Start: 11:26 Flag 11:36 End: 11:36

Printed - 11:47 Saturday, 07 March 2020

BMCRC - MRO Championships 2020 - Rnd 1 @ Brands Hatch Indy

DFDS Seaways Yamaha Past Masters

QUALIFYING - STATISTICS

CLASS : R

4 Starters

Fastest Lap History

NO	NAME	LAP TIME	TIME OF DAY	LAP	VEHICLE
100	Robert RICHARDSON	1:06.042	11:27:45.601	1	Yamaha TZR 250
17	Dan MILES	1:04.073	11:27:45.978	1	Yamaha TZR 250
26	Damian LEE	1:01.893	11:28:56.406	2	Yamaha TZR250
17	Dan MILES	1:01.683	11:29:52.056	3	Yamaha TZR 250
17	Dan MILES	1:01.119	11:30:53.176	4	Yamaha TZR 250
26	Damian LEE	1:01.085	11:32:03.463	5	Yamaha TZR250
26	Damian LEE	1:00.962	11:35:08.023	8	Yamaha TZR250

BMCRC - MRO Championships 2020 - Rnd 1 @ Brands Hatch Indy
DFDS Seaways Yamaha Past Masters
RACE 8 - GRID (10 Laps)

ROW 8	24	1:13.825	88 Ian O'FLAHERTY	23	1:07.784	59 Neil HESMAN	22	1:04.875	33 Kieran LEWIS
ROW 7		1:03.159	21 100 Robert RICHARDSON	20	1:02.382	67 Mark BAILEY	19	1:01.216	46 Kevin MARSHALL
ROW 6	18	1:01.119	17 Dan MILES	17	1:00.962	26 Damian LEE	16	57.831	92 Derek CRIPPS
ROW 5		57.747	15 70 Andrew BURSCOUGH	14	57.721	60 Daniel GOUGH	13	57.306	16 Martyn WHITE
ROW 4	12	57.216	8 David BALL	11	57.055	3 Alan COOPER	10	56.979	74 Paul WHITBY
ROW 3		56.862	9 27 Richard HAYWARD	8	56.731	101 Andrew DAVIES	7	56.196	15 Billy PERKINS
ROW 2	6	56.065	0 Paul TOLAND	5	55.897	57 Geoff MOOK	4	55.783	81 Scott GRANT
ROW 1		55.468	3 7 Peter MOORE	2	54.874	24 Scott CARSON	1	53.799	19 Peter BRANTON
									Pole

Brands Hatch Indy
Circuit Length = 1.2079 miles

These results are provisional until the conclusion of any judicial and technical matters.

Clerk Of Course :	Steward :	Timekeeper :
-------------------	-----------	--------------

Results can be found at www.tsl-timing.com

Printed - 11:48 Saturday, 07 March 2020



BMCRC - MRO Championships 2020 - Rnd 1 @ Brands Hatch Indy
DFDS Seaways Yamaha Past Masters
RACE 8 - CLASSIFICATION

POS	NO	CL	PIC NAME	ENTRY	LAPS	TIME	GAP	DIFF	MPH	BEST	ON
1	19		1 Peter BRANTON	Yamaha TZR 250 - Exactweld Racing	10	9:05.419			79.72	53.642	2
2	81		2 Scott GRANT	Yamaha TZR250 - Mum, Dad & Katie	10	9:14.341	8.922	8.922	78.44	54.503	8
3	7		3 Peter MOORE	Yamaha TZR 250 - Station Garage , Isle of Man	10	9:15.090	9.671	0.749	78.34	54.334	10
4	57		4 Geoff MOOK	Yamaha TZR 250 -	10	9:16.979	11.560	1.889	78.07	54.526	8
5	24		5 Scott CARSON	Yamaha TZR250 - Brian Grays Powerbiking,All Eng	10	9:17.088	11.669	0.109	78.05	54.093	8
6	74		6 Paul WHITBY	Yamaha TZR 250 - Greybridge Ltd	10	9:23.258	17.839	6.170	77.20	55.162	7
7	101		7 Andrew DAVIES	Yamaha TZR 250 - GIBSON EXHAUSTS	10	9:27.718	22.299	4.460	76.59	55.586	7
8	70		8 Andrew BURSCOUGH	Yamaha YPVS 350 - Apollo/Merlin/Abbey/Martitaniu	10	9:29.762	24.343	2.044	76.32	55.557	9
9	0		9 Paul TOLAND	Yamaha TZR250 -	10	9:30.016	24.597	0.254	76.28	55.274	2
10	27	C	1 Richard HAYWARD	Yamaha TZR250 - Gforce Motorcycles/Hazel Motor:	10	9:30.357	24.938	0.341	76.24	55.504	4
11	15	C	2 Billy PERKINS	Yamaha TZR 250 - T.w fuggle & son / Windsor food	10	9:30.502	25.083	0.145	76.22	55.533	6
12	3		10 Alan COOPER	Yamaha TZR250 - twistgrip motorcycles	10	9:30.741	25.322	0.239	76.19	55.799	9
13	8	C	3 David BALL	Yamaha TZR250 - Gardiner Page and Roe pension	10	9:34.404	28.985	3.663	75.70	56.071	3
14	16		11 Martyn WHITE	Yamaha RD350YPVS - Taymar	10	9:38.454	33.035	4.050	75.17	56.528	4
15	60	C	4 Daniel GOUGH	Yamaha TZR 250 - G Force Motorcycles	10	9:38.767	33.348	0.313	75.13	56.690	7
16	92		12 Derek CRIPPS	Yamaha TZR250 - Kelly Cripps	10	9:39.197	33.778	0.430	75.07	56.705	4
17	26	R	1 Damian LEE	Yamaha TZR250 -	9	9:11.951	1 Lap	1 Lap	70.90	59.874	2
18	17	R	2 Dan MILES	Yamaha TZR 250 -	9	9:12.082	1 Lap	0.131	70.89	59.024	4
19	46	C	5 Kevin MARSHALL	Yamaha TZR250 -	9	9:23.751	1 Lap	11.669	69.42	1:00.732	7
20	67		13 Mark BAILEY	Yamaha TZR250 - Gforce motorcycles	9	9:32.609	1 Lap	8.858	68.34	1:01.640	2
21	100	R	3 Robert RICHARDSON	Yamaha TZR 250 - www.ypmrc.co.uk	9	9:33.104	1 Lap	0.495	68.29	1:01.695	2
22	88	R	4 Ian O'FLAHERTY	Yamaha TZR250 -	8	9:33.256	2 Laps	1 Lap	60.68	1:09.783	6

FASTEST LAP

19	Peter BRANTON	Yamaha TZR 250 - Exactweld Racing	2	53.642	81.06 mph	130.46 kph
27	Richard HAYWARD	Yamaha TZR250 - Gforce Motorcycles/Hazel Motor:	4	55.504	78.34 mph	126.08 kph
17	Dan MILES	Yamaha TZR 250 -	4	59.024	73.67 mph	118.56 kph

Class - 92.5% of Race Speed = 73.74 mph
 Class C - 92.5% of Race Speed = 70.52 mph
 Class R - 92.5% of Race Speed = 65.58 mph

Brands Hatch Indy
 Circuit Length = 1.2079 miles
 Start: 14:29 Flag 14:38 End: 14:38

Weather / Track : Cloudy / Dry

These results are provisional until the conclusion of any judicial and technical matters.

Clerk Of Course :	Steward :	Timekeeper :
-------------------	-----------	--------------

Results can be found at www.tsl-timing.com

Printed - 14:39 Saturday, 07 March 2020



BMCRC - MRO Championships 2020 - Rnd 1 @ Brands Hatch Indy

DFDS Seaways Yamaha Past Masters

RACE 8 - LAP CHART

LAP 1 @ 14:30:04.671

NO	BEHIND	LAP TIME
19		59.285
7	1.249	1:00.534
57	1.595	1:00.880
81	2.263	1:01.548
0	3.072	1:02.357
24	3.100	1:02.385
101	3.159	1:02.444
74	3.243	1:02.528
15	3.398	1:02.683
27	4.290	1:03.575
8	4.515	1:03.800
70	4.699	1:03.984
3	5.312	1:04.597
60	5.628	1:04.913
16	6.155	1:05.440
92	6.763	1:06.048
26	8.700	1:07.985
17	10.025	1:09.310
67	10.074	1:09.359
46	10.884	1:10.169
100	11.949	1:11.234
88	19.646	1:18.931

LAP 2 @ 14:30:58.313

NO	BEHIND	LAP TIME
19		53.642
7	2.326	54.719
57	3.277	55.324
81	3.408	54.787
0	4.704	55.274
24	5.259	55.801
74	5.654	56.053
101	6.320	56.803
15	7.216	57.460
70	7.361	56.304
27	7.580	56.932
8	7.806	56.933
3	8.137	56.467
16	9.443	56.930
60	9.817	57.831
92	10.749	57.628
26	14.932	59.874
17	16.215	59.832
67	18.072	1:01.640
46	18.632	1:01.390
100	20.002	1:01.695
88	36.528	1:10.524

LAP 3 @ 14:31:52.212

NO	BEHIND	LAP TIME
19		53.899
7	3.454	55.027
57	3.997	54.619
81	4.047	54.538
0	7.112	56.307
24	7.292	55.932
74	7.554	55.799
101	8.794	56.373
70	9.190	55.728
15	9.295	55.978
8	9.978	56.071

27	10.153	56.472
3	10.391	56.153
16	12.203	56.659
60	12.857	56.939
92	14.195	57.345
26	21.747	1:00.714
17	22.985	1:00.669
67	26.910	1:02.737
46	27.387	1:02.654
100	27.897	1:01.794
88	53.202	1:10.573

LAP 4 @ 14:32:46.029

NO	BEHIND	LAP TIME
19		53.817
7	4.702	55.065
81	5.289	55.059
57	5.625	55.445
24	8.601	55.126
0	9.333	56.038
74	9.374	55.637
101	10.613	55.636
70	11.143	55.770
15	11.704	56.226
27	11.840	55.504
8	12.502	56.341
3	12.839	56.265
16	14.914	56.528
60	16.047	57.007
92	17.083	56.705
17	28.192	59.024
26	28.362	1:00.432
67	35.548	1:02.455
46	35.833	1:02.263
100	36.327	1:02.247

LAP 5 @ 14:33:39.859

NO	BEHIND	LAP TIME
19		53.830
7	5.846	54.974
81	6.071	54.612
57	7.491	55.696
24	10.466	55.695
74	11.723	56.179
0	12.360	56.857
101	13.346	56.563
70	13.746	56.433
15	13.781	55.907
27	14.441	56.431
8	15.538	56.866
3	15.883	56.874
88	1 Lap	1:10.932
16	18.214	57.130
60	19.651	57.434
92	20.137	56.884
17	34.693	1:00.331
26	35.524	1:00.992
67	44.344	1:02.626
46	44.713	1:02.710
100	44.899	1:02.402

LAP 6 @ 14:34:33.927

NO	BEHIND	LAP TIME
19		54.068
7	6.458	54.680
81	6.618	54.615
57	8.442	55.019
24	10.986	54.588
74	12.841	55.186
0	14.169	55.877
101	14.915	55.637
15	15.246	55.533
70	15.702	56.024
27	16.434	56.061
8	17.982	56.512
3	18.090	56.275
16	21.485	57.339
60	22.643	57.060
92	23.067	56.998
88	1 Lap	1:10.532
17	41.862	1:01.237
26	42.321	1:00.865
46	51.698	1:01.053
67	53.533	1:03.257
100	53.696	1:02.865

LAP 7 @ 14:35:27.956

NO	BEHIND	LAP TIME
19		54.029
7	7.318	54.889
81	7.345	54.756
57	9.266	54.853
24	11.573	54.616
74	13.974	55.162
0	16.326	56.186
101	16.472	55.586
15	16.854	55.637
70	17.724	56.051
27	18.419	56.014
3	20.170	56.109
8	21.091	57.138
16	24.677	57.221
60	25.304	56.690
92	25.856	56.818
26	48.675	1:00.383
88	1 Lap	1:09.783
17	48.774	1:00.941

LAP 8 @ 14:36:22.255

NO	BEHIND	LAP TIME
19		54.299
46	1 Lap	1:00.732
81	7.549	54.503
7	7.751	54.732
67	1 Lap	1:02.593
100	1 Lap	1:02.693
57	9.493	54.526
24	11.367	54.093
74	15.049	55.374
101	18.029	55.856
0	18.477	56.450
15	18.794	56.239
70	19.134	55.709
27	19.938	55.818

3	21.818	55.947
8	22.945	56.153
16	27.482	57.104
60	28.206	57.201
92	28.857	57.300

LAP 9 @ 14:37:16.365

NO	BEHIND	LAP TIME
19		54.110
17	1 Lap	59.956
26	1 Lap	1:00.398
81	8.619	55.180
7	9.777	56.136
57	10.915	55.532
46	1 Lap	1:01.051
24	11.809	54.552
88	2 Laps	1:11.746
67	1 Lap	1:02.768
74	16.493	55.554
100	1 Lap	1:02.799
101	19.998	56.079
0	20.431	56.064
70	20.581	55.557
15	20.687	56.003
27	21.361	55.533
3	23.507	55.799
8	25.564	56.729
16	30.472	57.100
60	30.943	56.847
92	31.498	56.751

LAP 10 @ 14:38:10.805

NO	BEHIND	LAP TIME
19		54.440
26	1 Lap	1:00.308
17	1 Lap	1:00.782
81	8.922	54.743
7	9.671	54.334
57	11.560	55.085
24	11.669	54.300
74	17.839	55.786
46	1 Lap	1:01.729
101	22.299	56.741
70	24.343	58.202
0	24.597	58.606
27	24.938	58.017
15	25.083	58.836
3	25.322	56.255
67	1 Lap	1:05.174
100	1 Lap	1:05.375
88	2 Laps	1:10.235
8	28.985	57.861
16	33.035	57.003
60	33.348	56.845
92	33.778	56.720

Weather / Track : Cloudy / Dry

Results can be found at www.tsl-timing.com

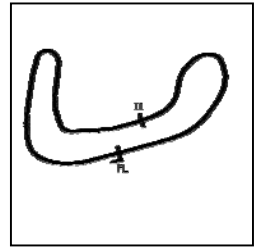
Brands Hatch Indy
Circuit Length = 1.2079 miles
Start: 14:29 Flag 14:38 End: 14:38

Printed - 14:39 Saturday, 07 March 2020

BMCRC - MRO Championships 2020 - Rnd 1 @ Brands Hatch Indy

DFDS Seaways Yamaha Past Masters

RACE 8 - SECTOR ANALYSIS



SECTOR 1 = FL to I1, SECTOR 2 = I1 to FL, DIFF = Difference To Personal Best Lap, P = Crossed Finish Line in Pit Lane, D = Time Disallowed

P1 19 Peter BRANTON		Yamaha TZR 250 - Exactweld Racing				
IDEAL LAP TIME : 53.574		BEST LAP TIME : 53.642		DIFFERENCE : 0.068		
LAP	SECTOR 1	SECTOR 2	LAP TIME	MPH	DIFF	TIME OF DAY
1 -		21.607	59.285	73.34	5.643	14:30:04.671
2 -	32.173	21.469	53.642 (1)	81.06		14:30:58.313
3 -	32.405	21.494	53.899	80.68	0.257	14:31:52.212
4 -	32.299	21.518	53.817 (2)	80.80	0.175	14:32:46.029
5 -	32.429	21.401	53.830 (3)	80.78	0.188	14:33:39.859
6 -	32.386	21.682	54.068	80.42	0.426	14:34:33.927
7 -	32.549	21.480	54.029	80.48	0.387	14:35:27.956
8 -	32.743	21.556	54.299	80.08	0.657	14:36:22.255
9 -	32.692	21.418	54.110	80.36	0.468	14:37:16.365
10 -	32.825	21.615	54.440	79.87	0.798	14:38:10.805

P2 81 Scott GRANT		Yamaha TZR250 - Mum, Dad & Katie				
IDEAL LAP TIME : 54.134		BEST LAP TIME : 54.503		DIFFERENCE : 0.369		
LAP	SECTOR 1	SECTOR 2	LAP TIME	MPH	DIFF	TIME OF DAY
1 -		22.143	1:01.548	70.65	7.045	14:30:06.934
2 -	32.670	22.117	54.787	79.37	0.284	14:31:01.721
3 -	32.785	21.753	54.538 (2)	79.73	0.035	14:31:56.259
4 -	32.904	22.155	55.059	78.98	0.556	14:32:51.318
5 -	32.924	21.688	54.612 (3)	79.62	0.109	14:33:45.930
6 -	32.728	21.887	54.615	79.62	0.112	14:34:40.545
7 -	32.845	21.911	54.756	79.41	0.253	14:35:35.301
8 -	32.446	22.057	54.503 (1)	79.78		14:36:29.804
9 -	32.643	22.537	55.180	78.80	0.677	14:37:24.984
10 -	32.612	22.131	54.743	79.43	0.240	14:38:19.727

P3 7 Peter MOORE		Yamaha TZR 250 - Station Garage , Isle of Man				
IDEAL LAP TIME : 54.334		BEST LAP TIME : 54.334		DIFFERENCE : 0.000		
LAP	SECTOR 1	SECTOR 2	LAP TIME	MPH	DIFF	TIME OF DAY
1 -		22.169	1:00.534	71.83	6.200	14:30:05.920
2 -	32.909	21.810	54.719 (3)	79.47	0.385	14:31:00.639
3 -	33.128	21.899	55.027	79.02	0.693	14:31:55.666
4 -	33.217	21.848	55.065	78.97	0.731	14:32:50.731
5 -	33.010	21.964	54.974	79.10	0.640	14:33:45.705
6 -	32.879	21.801	54.680 (2)	79.52	0.346	14:34:40.385
7 -	32.971	21.918	54.889	79.22	0.555	14:35:35.274
8 -	32.687	22.045	54.732	79.45	0.398	14:36:30.006
9 -	32.987	23.149	56.136	77.46	1.802	14:37:26.142
10 -	32.630	21.704	54.334 (1)	80.03		14:38:20.476

P4 57 Geoff MOOK		Yamaha TZR 250 -				
IDEAL LAP TIME : 54.410		BEST LAP TIME : 54.526		DIFFERENCE : 0.116		
LAP	SECTOR 1	SECTOR 2	LAP TIME	MPH	DIFF	TIME OF DAY
1 -		22.084	1:00.880	71.42	6.354	14:30:06.266
2 -	33.250	22.074	55.324	78.60	0.798	14:31:01.590
3 -	32.738	21.881	54.619 (2)	79.61	0.093	14:31:56.209
4 -	33.160	22.285	55.445	78.43	0.919	14:32:51.654
5 -	33.540	22.156	55.696	78.07	1.170	14:33:47.350
6 -	33.021	21.998	55.019	79.03	0.493	14:34:42.369
7 -	32.869	21.984	54.853 (3)	79.27	0.327	14:35:37.222
8 -	32.529	21.997	54.526 (1)	79.75		14:36:31.748
9 -	33.239	22.293	55.532	78.30	1.006	14:37:27.280
10 -	32.911	22.174	55.085	78.94	0.559	14:38:22.365

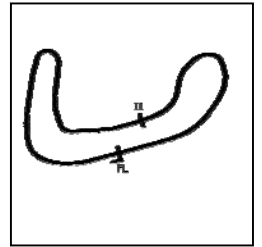
Weather / Track : Cloudy / Dry

Brands Hatch Indy
Circuit Length = 1.2079 miles
Start: 14:29 Flag 14:38 End: 14:38

BMCRC - MRO Championships 2020 - Rnd 1 @ Brands Hatch Indy

DFDS Seaways Yamaha Past Masters

RACE 8 - SECTOR ANALYSIS



SECTOR 1 = FL to I1, SECTOR 2 = I1 to FL, DIFF = Difference To Personal Best Lap, P = Crossed Finish Line in Pit Lane, D = Time Disallowed

P5 24		Scott CARSON		Yamaha TZR250 - Brian Grays Powerbiking, All England Diamor			
IDEAL LAP TIME : 53.968		BEST LAP TIME : 54.093		DIFFERENCE : 0.125			
LAP	SECTOR 1	SECTOR 2	LAP TIME	MPH	DIFF	TIME OF DAY	
1 -		22.793	1:02.385	69.70	8.292	14:30:07.771	
2 -	33.697	22.104	55.801	77.93	1.708	14:31:03.572	
3 -	33.531	22.401	55.932	77.74	1.839	14:31:59.504	
4 -	32.899	22.227	55.126	78.88	1.033	14:32:54.630	
5 -	33.485	22.210	55.695	78.07	1.602	14:33:50.325	
6 -	32.668	21.920	54.588	79.66	0.495	14:34:44.913	
7 -	32.665	21.951	54.616	79.62	0.523	14:35:39.529	
8 -	32.417	21.676	54.093 (1)	80.39		14:36:33.622	
9 -	32.798	21.754	54.552 (3)	79.71	0.459	14:37:28.174	
10 -	32.749	21.551	54.300 (2)	80.08	0.207	14:38:22.474	

P6 74		Paul WHITBY		Yamaha TZR 250 - Greybridge Ltd			
IDEAL LAP TIME : 54.893		BEST LAP TIME : 55.162		DIFFERENCE : 0.269			
LAP	SECTOR 1	SECTOR 2	LAP TIME	MPH	DIFF	TIME OF DAY	
1 -		22.023	1:02.528	69.54	7.366	14:30:07.914	
2 -	33.768	22.285	56.053	77.58	0.891	14:31:03.967	
3 -	33.526	22.273	55.799	77.93	0.637	14:31:59.766	
4 -	33.449	22.188	55.637	78.16	0.475	14:32:55.403	
5 -	33.724	22.455	56.179	77.40	1.017	14:33:51.582	
6 -	33.109	22.077	55.186 (2)	78.79	0.024	14:34:46.768	
7 -	32.870	22.292	55.162 (1)	78.83		14:35:41.930	
8 -	33.093	22.281	55.374 (3)	78.53	0.212	14:36:37.304	
9 -	33.059	22.495	55.554	78.27	0.392	14:37:32.858	
10 -	33.340	22.446	55.786	77.95	0.624	14:38:28.644	

P7 101		Andrew DAVIES		Yamaha TZR 250 - GIBSON EXHAUSTS			
IDEAL LAP TIME : 55.400		BEST LAP TIME : 55.586		DIFFERENCE : 0.186			
LAP	SECTOR 1	SECTOR 2	LAP TIME	MPH	DIFF	TIME OF DAY	
1 -		23.010	1:02.444	69.63	6.858	14:30:07.830	
2 -	34.225	22.578	56.803	76.55	1.217	14:31:04.633	
3 -	34.096	22.277	56.373	77.13	0.787	14:32:01.006	
4 -	33.370	22.266	55.636 (2)	78.16	0.050	14:32:56.642	
5 -	33.618	22.945	56.563	76.88	0.977	14:33:53.205	
6 -	33.582	22.055	55.637 (3)	78.16	0.051	14:34:48.842	
7 -	33.345	22.241	55.586 (1)	78.23		14:35:44.428	
8 -	33.511	22.345	55.856	77.85	0.270	14:36:40.284	
9 -	33.474	22.605	56.079	77.54	0.493	14:37:36.363	
10 -	34.421	22.320	56.741	76.63	1.155	14:38:33.104	

P8 70		Andrew BURSCOUGH		Yamaha YPVS 350 - Apollo/Merlin/Abbey/Martitanium			
IDEAL LAP TIME : 55.452		BEST LAP TIME : 55.557		DIFFERENCE : 0.105			
LAP	SECTOR 1	SECTOR 2	LAP TIME	MPH	DIFF	TIME OF DAY	
1 -		22.703	1:03.984	67.96	8.427	14:30:09.370	
2 -	33.923	22.381	56.304	77.23	0.747	14:31:05.674	
3 -	33.650	22.078	55.728 (3)	78.03	0.171	14:32:01.402	
4 -	33.440	22.330	55.770	77.97	0.213	14:32:57.172	
5 -	33.547	22.886	56.433	77.05	0.876	14:33:53.605	
6 -	33.898	22.126	56.024	77.62	0.467	14:34:49.629	
7 -	33.715	22.336	56.051	77.58	0.494	14:35:45.680	
8 -	33.617	22.092	55.709 (2)	78.05	0.152	14:36:41.389	
9 -	33.374	22.183	55.557 (1)	78.27		14:37:36.946	
10 -	34.318	23.884	58.202	74.71	2.645	14:38:35.148	

Weather / Track : Cloudy / Dry

Brands Hatch Indy
Circuit Length = 1.2079 miles
Start: 14:29 Flag 14:38 End: 14:38

BMCRC - MRO Championships 2020 - Rnd 1 @ Brands Hatch Indy

DFDS Seaways Yamaha Past Masters

RACE 8 - SECTOR ANALYSIS



SECTOR 1 = FL to I1, SECTOR 2 = I1 to FL, DIFF = Difference To Personal Best Lap, P = Crossed Finish Line in Pit Lane, D = Time Disallowed

P9 0		Paul TOLAND		Yamaha TZR250 -		
IDEAL LAP TIME : 55.274		BEST LAP TIME : 55.274		DIFFERENCE : 0.000		
LAP	SECTOR 1	SECTOR 2	LAP TIME	MPH	DIFF	TIME OF DAY
1 -		22.665	1:02.357	69.73	7.083	14:30:07.743
2 -	33.250	22.024	55.274 (1)	78.67		14:31:03.017
3 -	33.918	22.389	56.307	77.23	1.033	14:31:59.324
4 -	33.704	22.334	56.038 (3)	77.60	0.764	14:32:55.362
5 -	33.935	22.922	56.857	76.48	1.583	14:33:52.219
6 -	33.543	22.334	55.877 (2)	77.82	0.603	14:34:48.096
7 -	33.625	22.561	56.186	77.39	0.912	14:35:44.282
8 -	34.097	22.353	56.450	77.03	1.176	14:36:40.732
9 -	33.644	22.420	56.064	77.56	0.790	14:37:36.796
10 -	34.337	24.269	58.606	74.20	3.332	14:38:35.402

P10 27 C		Richard HAYWARD		Yamaha TZR250 - Gforce Motorcycles/Hazel Motors		
IDEAL LAP TIME : 55.348		BEST LAP TIME : 55.504		DIFFERENCE : 0.156		
LAP	SECTOR 1	SECTOR 2	LAP TIME	MPH	DIFF	TIME OF DAY
1 -		22.586	1:03.575	68.40	8.071	14:30:08.961
2 -	33.985	22.947	56.932	76.38	1.428	14:31:05.893
3 -	34.024	22.448	56.472	77.00	0.968	14:32:02.365
4 -	33.376	22.128	55.504 (1)	78.34		14:32:57.869
5 -	33.583	22.848	56.431	77.06	0.927	14:33:54.300
6 -	33.996	22.065	56.061	77.56	0.557	14:34:50.361
7 -	33.541	22.473	56.014	77.63	0.510	14:35:46.375
8 -	33.586	22.232	55.818 (3)	77.90	0.314	14:36:42.193
9 -	33.283	22.250	55.533 (2)	78.30	0.029	14:37:37.726
10 -	33.964	24.053	58.017	74.95	2.513	14:38:35.743

P11 15 C		Billy PERKINS		Yamaha TZR 250 - T.w fuggle & son / Windsor food machinery		
IDEAL LAP TIME : 55.533		BEST LAP TIME : 55.533		DIFFERENCE : 0.000		
LAP	SECTOR 1	SECTOR 2	LAP TIME	MPH	DIFF	TIME OF DAY
1 -		22.688	1:02.683	69.37	7.150	14:30:08.069
2 -	34.753	22.707	57.460	75.68	1.927	14:31:05.529
3 -	33.678	22.300	55.978	77.68	0.445	14:32:01.507
4 -	33.705	22.521	56.226	77.34	0.693	14:32:57.733
5 -	33.449	22.458	55.907 (3)	77.78	0.374	14:33:53.640
6 -	33.303	22.230	55.533 (1)	78.30		14:34:49.173
7 -	33.397	22.240	55.637 (2)	78.16	0.104	14:35:44.810
8 -	33.955	22.284	56.239	77.32	0.706	14:36:41.049
9 -	33.525	22.478	56.003	77.64	0.470	14:37:37.052
10 -	34.263	24.573	58.836	73.91	3.303	14:38:35.888

P12 3		Alan COOPER		Yamaha TZR250 - twistgrip motorcycles		
IDEAL LAP TIME : 55.404		BEST LAP TIME : 55.799		DIFFERENCE : 0.395		
LAP	SECTOR 1	SECTOR 2	LAP TIME	MPH	DIFF	TIME OF DAY
1 -		22.941	1:04.597	67.31	8.798	14:30:09.983
2 -	33.698	22.769	56.467	77.01	0.668	14:31:06.450
3 -	33.984	22.169	56.153	77.44	0.354	14:32:02.603
4 -	33.837	22.428	56.265	77.28	0.466	14:32:58.868
5 -	33.857	23.017	56.874	76.46	1.075	14:33:55.742
6 -	33.808	22.467	56.275	77.27	0.476	14:34:52.017
7 -	33.776	22.333	56.109 (3)	77.50	0.310	14:35:48.126
8 -	33.634	22.313	55.947 (2)	77.72	0.148	14:36:44.073
9 -	33.235	22.564	55.799 (1)	77.93		14:37:39.872
10 -	33.507	22.748	56.255	77.30	0.456	14:38:36.127

Weather / Track : Cloudy / Dry

Brands Hatch Indy
Circuit Length = 1.2079 miles
Start: 14:29 Flag 14:38 End: 14:38

BMCRC - MRO Championships 2020 - Rnd 1 @ Brands Hatch Indy

DFDS Seaways Yamaha Past Masters

RACE 8 - SECTOR ANALYSIS



SECTOR 1 = FL to I1, SECTOR 2 = I1 to FL, DIFF = Difference To Personal Best Lap, P = Crossed Finish Line in Pit Lane, D = Time Disallowed

P13 8 C		David BALL		Yamaha TZR250 - Gardiner Page and Roe pension consultants			
IDEAL LAP TIME : 55.655		BEST LAP TIME : 56.071		DIFFERENCE : 0.416			
LAP	SECTOR 1	SECTOR 2	LAP TIME	MPH	DIFF	TIME OF DAY	
1 -		22.622	1:03.800	68.15	7.729	14:30:09.186	
2 -	34.349	22.584	56.933	76.38	0.862	14:31:06.119	
3 -	34.030	22.041	56.071 (1)	77.55		14:32:02.190	
4 -	34.011	22.330	56.341 (3)	77.18	0.270	14:32:58.531	
5 -	34.146	22.720	56.866	76.47	0.795	14:33:55.397	
6 -	33.972	22.540	56.512	76.95	0.441	14:34:51.909	
7 -	34.522	22.616	57.138	76.10	1.067	14:35:49.047	
8 -	33.713	22.440	56.153 (2)	77.44	0.082	14:36:45.200	
9 -	33.614	23.115	56.729	76.65	0.658	14:37:41.929	
10 -	34.649	23.212	57.861	75.15	1.790	14:38:39.790	

P14 16		Martyn WHITE		Yamaha RD350YPVS - Taymar			
IDEAL LAP TIME : 56.456		BEST LAP TIME : 56.528		DIFFERENCE : 0.072			
LAP	SECTOR 1	SECTOR 2	LAP TIME	MPH	DIFF	TIME OF DAY	
1 -		23.151	1:05.440	66.45	8.912	14:30:10.826	
2 -	34.206	22.724	56.930 (3)	76.38	0.402	14:31:07.756	
3 -	34.051	22.608	56.659 (2)	76.75	0.131	14:32:04.415	
4 -	34.123	22.405	56.528 (1)	76.92		14:33:00.943	
5 -	34.398	22.732	57.130	76.11	0.602	14:33:58.073	
6 -	34.554	22.785	57.339	75.84	0.811	14:34:55.412	
7 -	34.453	22.768	57.221	75.99	0.693	14:35:52.633	
8 -	34.361	22.743	57.104	76.15	0.576	14:36:49.737	
9 -	34.219	22.881	57.100	76.15	0.572	14:37:46.837	
10 -	34.257	22.746	57.003	76.28	0.475	14:38:43.840	

P15 60 C		Daniel GOUGH		Yamaha TZR 250 - G Force Motorcycles			
IDEAL LAP TIME : 56.509		BEST LAP TIME : 56.690		DIFFERENCE : 0.181			
LAP	SECTOR 1	SECTOR 2	LAP TIME	MPH	DIFF	TIME OF DAY	
1 -		23.228	1:04.913	66.99	8.223	14:30:10.299	
2 -	34.606	23.225	57.831	75.19	1.141	14:31:08.130	
3 -	34.310	22.629	56.939	76.37	0.249	14:32:05.069	
4 -	34.279	22.728	57.007	76.28	0.317	14:33:02.076	
5 -	34.500	22.934	57.434	75.71	0.744	14:33:59.510	
6 -	34.333	22.727	57.060	76.21	0.370	14:34:56.570	
7 -	33.973	22.717	56.690 (1)	76.70		14:35:53.260	
8 -	34.665	22.536	57.201	76.02	0.511	14:36:50.461	
9 -	34.187	22.660	56.847 (3)	76.49	0.157	14:37:47.308	
10 -	34.253	22.592	56.845 (2)	76.49	0.155	14:38:44.153	

P16 92		Derek CRIPPS		Yamaha TZR250 - Kelly Cripps			
IDEAL LAP TIME : 56.449		BEST LAP TIME : 56.705		DIFFERENCE : 0.256			
LAP	SECTOR 1	SECTOR 2	LAP TIME	MPH	DIFF	TIME OF DAY	
1 -		23.611	1:06.048	65.83	9.343	14:30:11.434	
2 -	34.711	22.917	57.628	75.45	0.923	14:31:09.062	
3 -	34.405	22.940	57.345	75.83	0.640	14:32:06.407	
4 -	34.103	22.602	56.705 (1)	76.68		14:33:03.112	
5 -	34.104	22.780	56.884	76.44	0.179	14:33:59.996	
6 -	34.368	22.630	56.998	76.29	0.293	14:34:56.994	
7 -	34.044	22.774	56.818	76.53	0.113	14:35:53.812	
8 -	34.303	22.997	57.300	75.89	0.595	14:36:51.112	
9 -	34.088	22.663	56.751 (3)	76.62	0.046	14:37:47.863	
10 -	33.847	22.873	56.720 (2)	76.66	0.015	14:38:44.583	

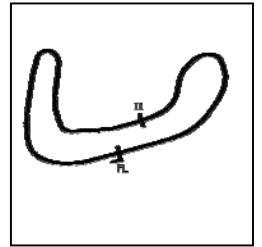
Weather / Track : Cloudy / Dry

Brands Hatch Indy
Circuit Length = 1.2079 miles
Start: 14:29 Flag 14:38 End: 14:38

BMCRC - MRO Championships 2020 - Rnd 1 @ Brands Hatch Indy

DFDS Seaways Yamaha Past Masters

RACE 8 - SECTOR ANALYSIS



SECTOR 1 = FL to I1, SECTOR 2 = I1 to FL, DIFF = Difference To Personal Best Lap, P = Crossed Finish Line in Pit Lane, D = Time Disallowed

P17 26 R		Damian LEE		Yamaha TZR250 -			
IDEAL LAP TIME : 59.874		BEST LAP TIME : 59.874		DIFFERENCE : 0.000			
LAP	SECTOR 1	SECTOR 2	LAP TIME	MPH	DIFF	TIME OF DAY	
1 -		24.213	1:07.985	63.96	8.111	14:30:13.371	
2 -	35.957	23.917	59.874 (1)	72.62		14:31:13.245	
3 -	36.433	24.281	1:00.714	71.62	0.840	14:32:13.959	
4 -	36.393	24.039	1:00.432	71.95	0.558	14:33:14.391	
5 -	36.232	24.760	1:00.992	71.29	1.118	14:34:15.383	
6 -	36.045	24.820	1:00.865	71.44	0.991	14:35:16.248	
7 -	36.200	24.183	1:00.383 (3)	72.01	0.509	14:36:16.631	
8 -	36.292	24.106	1:00.398	71.99	0.524	14:37:17.029	
9 -	36.251	24.057	1:00.308 (2)	72.10	0.434	14:38:17.337	

P18 17 R		Dan MILES		Yamaha TZR 250 -			
IDEAL LAP TIME : 58.863		BEST LAP TIME : 59.024		DIFFERENCE : 0.161			
LAP	SECTOR 1	SECTOR 2	LAP TIME	MPH	DIFF	TIME OF DAY	
1 -		24.296	1:09.310	62.74	10.286	14:30:14.696	
2 -	36.173	23.659	59.832 (2)	72.68	0.808	14:31:14.528	
3 -	36.547	24.122	1:00.669	71.67	1.645	14:32:15.197	
4 -	35.497	23.527	59.024 (1)	73.67		14:33:14.221	
5 -	36.288	24.043	1:00.331	72.07	1.307	14:34:14.552	
6 -	36.797	24.440	1:01.237	71.01	2.213	14:35:15.789	
7 -	36.577	24.364	1:00.941	71.35	1.917	14:36:16.730	
8 -	35.855	24.101	59.956 (3)	72.52	0.932	14:37:16.686	
9 -	37.416	23.366	1:00.782	71.54	1.758	14:38:17.468	

P19 46 C		Kevin MARSHALL		Yamaha TZR250 -			
IDEAL LAP TIME : 1:00.344		BEST LAP TIME : 1:00.732		DIFFERENCE : 0.388			
LAP	SECTOR 1	SECTOR 2	LAP TIME	MPH	DIFF	TIME OF DAY	
1 -		24.465	1:10.169	61.97	9.437	14:30:15.555	
2 -	36.895	24.495	1:01.390	70.83	0.658	14:31:16.945	
3 -	37.396	25.258	1:02.654	69.40	1.922	14:32:19.599	
4 -	37.232	25.031	1:02.263	69.84	1.531	14:33:21.862	
5 -	37.343	25.367	1:02.710	69.34	1.978	14:34:24.572	
6 -	36.550	24.503	1:01.053 (3)	71.22	0.321	14:35:25.625	
7 -	36.576	24.156	1:00.732 (1)	71.60		14:36:26.357	
8 -	36.188	24.863	1:01.051 (2)	71.22	0.319	14:37:27.408	
9 -	36.949	24.780	1:01.729	70.44	0.997	14:38:29.137	

P20 67		Mark BAILEY		Yamaha TZR250 - Gforce motorcycles			
IDEAL LAP TIME : 1:01.640		BEST LAP TIME : 1:01.640		DIFFERENCE : 0.000			
LAP	SECTOR 1	SECTOR 2	LAP TIME	MPH	DIFF	TIME OF DAY	
1 -		24.910	1:09.359	62.69	7.719	14:30:14.745	
2 -	37.073	24.567	1:01.640 (1)	70.54		14:31:16.385	
3 -	37.693	25.044	1:02.737	69.31	1.097	14:32:19.122	
4 -	37.408	25.047	1:02.455 (2)	69.62	0.815	14:33:21.577	
5 -	37.404	25.222	1:02.626	69.43	0.986	14:34:24.203	
6 -	38.225	25.032	1:03.257	68.74	1.617	14:35:27.460	
7 -	37.695	24.898	1:02.593 (3)	69.47	0.953	14:36:30.053	
8 -	37.957	24.811	1:02.768	69.28	1.128	14:37:32.821	
9 -	38.318	26.856	1:05.174	66.72	3.534	14:38:37.995	

Weather / Track : Cloudy / Dry

Brands Hatch Indy
Circuit Length = 1.2079 miles
Start: 14:29 Flag 14:38 End: 14:38

BMCRC - MRO Championships 2020 - Rnd 1 @ Brands Hatch Indy

DFDS Seaways Yamaha Past Masters

RACE 8 - SECTOR ANALYSIS



SECTOR 1 = FL to I1, SECTOR 2 = I1 to FL, DIFF = Difference To Personal Best Lap, P = Crossed Finish Line in Pit Lane, D = Time Disallowed

P21 100 R		Robert RICHARDSON		Yamaha TZR 250 - www.ypmrc.co.uk		
IDEAL LAP TIME : 1:01.468		BEST LAP TIME : 1:01.695		DIFFERENCE : 0.227		
LAP	SECTOR 1	SECTOR 2	LAP TIME	MPH	DIFF	TIME OF DAY
1 -		24.800	1:11.234	61.04	9.539	14:30:16.620
2 -	37.611	24.084	1:01.695 (1)	70.48		14:31:18.315
3 -	37.384	24.410	1:01.794 (2)	70.37	0.099	14:32:20.109
4 -	37.473	24.774	1:02.247 (3)	69.86	0.552	14:33:22.356
5 -	37.761	24.641	1:02.402	69.68	0.707	14:34:24.758
6 -	38.040	24.825	1:02.865	69.17	1.170	14:35:27.623
7 -	38.457	24.236	1:02.693	69.36	0.998	14:36:30.316
8 -	38.053	24.746	1:02.799	69.24	1.104	14:37:33.115
9 -	38.228	27.147	1:05.375	66.51	3.680	14:38:38.490

P22 88 R		Ian O'FLAHERTY		Yamaha TZR250 -		
IDEAL LAP TIME : 1:09.783		BEST LAP TIME : 1:09.783		DIFFERENCE : 0.000		
LAP	SECTOR 1	SECTOR 2	LAP TIME	MPH	DIFF	TIME OF DAY
1 -		27.745	1:18.931	55.09	9.148	14:30:24.317
2 -	42.953	27.571	1:10.524 (3)	61.66	0.741	14:31:34.841
3 -	42.909	27.664	1:10.573	61.61	0.790	14:32:45.414
4 -	43.426	27.506	1:10.932	61.30	1.149	14:33:56.346
5 -	42.684	27.848	1:10.532	61.65	0.749	14:35:06.878
6 -	42.314	27.469	1:09.783 (1)	62.31		14:36:16.661
7 -	43.241	28.505	1:11.746	60.61	1.963	14:37:28.407
8 -	42.534	27.701	1:10.235 (2)	61.91	0.452	14:38:38.642

BMCRC - MRO Championships 2020 - Rnd 1 @ Brands Hatch Indy

DFDS Seaways Yamaha Past Masters

RACE 8 - BEST SECTORS

SECTOR 1			SECTOR 2			IDEAL / BEST COMPARISON						
POS	NO	NAME	TIME	NO	NAME	TIME	POS	NO	NAME	IDEAL	BEST	DIFF
									PERFECT LAP	53.574		
1	19	BRANTON	32.173	19	BRANTON	21.401	1	19	BRANTON	53.574	53.642	0.068
2	24	CARSON	32.417	24	CARSON	21.551	2	24	CARSON	53.968	54.093	0.125
3	81	GRANT	32.446	81	GRANT	21.688	3	81	GRANT	54.134	54.503	0.369
4	57	MOOK	32.529	7	MOORE	21.704	4	7	MOORE	54.334	54.334	0.000
5	7	MOORE	32.630	57	MOOK	21.881	5	57	MOOK	54.410	54.526	0.116
6	74	WHITBY	32.870	74	WHITBY	22.023	6	74	WHITBY	54.893	55.162	0.269
7	3	COOPER	33.235	0	TOLAND	22.024	7	0	TOLAND	55.274	55.274	0.000
8	0	TOLAND	33.250	8	BALL	22.041	8	27	HAYWARD	55.348	55.504	0.156
9	27	HAYWARD	33.283	101	DAVIES	22.055	9	101	DAVIES	55.400	55.586	0.186
10	15	PERKINS	33.303	27	HAYWARD	22.065	10	3	COOPER	55.404	55.799	0.395
11	101	DAVIES	33.345	70	BURSCOUGH	22.078	11	70	BURSCOUGH	55.452	55.557	0.105
12	70	BURSCOUGH	33.374	3	COOPER	22.169	12	15	PERKINS	55.533	55.533	0.000
13	8	BALL	33.614	15	PERKINS	22.230	13	8	BALL	55.655	56.071	0.416
14	92	CRIPPS	33.847	16	WHITE	22.405	14	92	CRIPPS	56.449	56.705	0.256
15	60	GOUGH	33.973	60	GOUGH	22.536	15	16	WHITE	56.456	56.528	0.072
16	16	WHITE	34.051	92	CRIPPS	22.602	16	60	GOUGH	56.509	56.690	0.181
17	17	MILES	35.497	17	MILES	23.366	17	17	MILES	58.863	59.024	0.161
18	26	LEE	35.957	26	LEE	23.917	18	26	LEE	59.874	59.874	0.000
19	46	MARSHALL	36.188	100	RICHARDSON	24.084	19	46	MARSHALL	1:00.344	1:00.732	0.388
20	67	BAILEY	37.073	46	MARSHALL	24.156	20	100	RICHARDSON	1:01.468	1:01.695	0.227
21	100	RICHARDSON	37.384	67	BAILEY	24.567	21	67	BAILEY	1:01.640	1:01.640	0.000
22	88	O'FLAHERTY	42.314	88	O'FLAHERTY	27.469	22	88	O'FLAHERTY	1:09.783	1:09.783	0.000

Weather / Track : Cloudy / Dry

Results can be found at www.tsl-timing.com

Brands Hatch Indy
Circuit Length = 1.2079 miles
Start: 14:29 Flag 14:38 End: 14:38

Printed - 14:40 Saturday, 07 March 2020

BMCRC - MRO Championships 2020 - Rnd 1 @ Brands Hatch Indy

DFDS Seaways Yamaha Past Masters

RACE 8 - STATISTICS

Competitors Started 22
Planned Start 2020-03-07 @ 14:35:00.000
Actual Start 2020-03-07 @ 14:29:05.385
Finish Time 2020-03-07 @ 14:38:10.804
Track Length 1.2079mi.
Total Laps 213
Total Distance Covered 257.2924mi.

Session Fastest Lap History

NO	CL	NAME	LAP TIME	TIME OF DAY	LAP	VEHICLE
19		Peter BRANTON	53.642	14:30:58.319	2	Yamaha TZR 250

Session Leader History

NO	CL	NAME	FROM LAP	LAPS LED	DISTANCE	VEHICLE
19		Peter BRANTON	1	10	12.07 miles	Yamaha TZR 250

Flag History

TYPE	TIME OF DAY
GREEN	14:29:05.385
FINISH	14:38:10.804

Flag Statistics

TYPE	COUNT	TOTAL LAPS	TOTAL TIME
Green	1	10	9:49.709
Red	0	0	0.000
Safety Car	0	0	0.000
FCY	0	0	0.000

BMCRC - MRO Championships 2020 - Rnd 1 @ Brands Hatch Indy

DFDS Seaways Yamaha Past Masters

RACE 8 - STATISTICS

CLASS :

13 Starters

Fastest Lap History

NO	NAME	LAP TIME	TIME OF DAY	LAP	VEHICLE
19	Peter BRANTON	53.642	14:30:58.319	2	Yamaha TZR 250

Leader History

NO	NAME	FROM LAP	LAPS LED	DISTANCE	VEHICLE
19	Peter BRANTON	1	10	12.07 miles	Yamaha TZR 250

BMCRC - MRO Championships 2020 - Rnd 1 @ Brands Hatch Indy

DFDS Seaways Yamaha Past Masters

RACE 8 - STATISTICS

CLASS : C

5 Starters

Fastest Lap History

NO	NAME	LAP TIME	TIME OF DAY	LAP	VEHICLE
15	Billy PERKINS	57.460	14:31:05.559	2	Yamaha TZR 250
27	Richard HAYWARD	56.932	14:31:05.919	2	Yamaha TZR250
15	Billy PERKINS	55.978	14:32:01.537	3	Yamaha TZR 250
27	Richard HAYWARD	55.504	14:32:57.894	4	Yamaha TZR250

Leader History

NO	NAME	FROM LAP	LAPS LED	DISTANCE	VEHICLE
15	Billy PERKINS	1	9	10.87 miles	Yamaha TZR 250
27	Richard HAYWARD	10	1	1.20 miles	Yamaha TZR250

BMCRC - MRO Championships 2020 - Rnd 1 @ Brands Hatch Indy

DFDS Seaways Yamaha Past Masters

RACE 8 - STATISTICS

CLASS : R

4 Starters

Fastest Lap History

NO	NAME	LAP TIME	TIME OF DAY	LAP	VEHICLE
26	Damian LEE	59.874	14:31:13.254	2	Yamaha TZR250
17	Dan MILES	59.832	14:31:14.555	2	Yamaha TZR 250
17	Dan MILES	59.024	14:33:14.247	4	Yamaha TZR 250

Leader History

NO	NAME	FROM LAP	LAPS LED	DISTANCE	VEHICLE
26	Damian LEE	1	3	3.62 miles	Yamaha TZR250
17	Dan MILES	4	3	3.62 miles	Yamaha TZR 250
26	Damian LEE	7	1	1.20 miles	Yamaha TZR250
17	Dan MILES	8	1	1.20 miles	Yamaha TZR 250
26	Damian LEE	9	1	1.20 miles	Yamaha TZR250

BMCRC - MRO Championships 2020 - Rnd 1 @ Brands Hatch Indy
DFDS Seaways Yamaha Past Masters
RACE 18 - GRID (10 Laps)

ROW 8	24 59 Neil HESMAN	23 33 Kieran LEWIS	22 88 Ian O'FLAHERTY	1:09.783
ROW 7	21 100 Robert RICHARDSON	20 67 Mark BAILEY	19 46 Kevin MARSHALL	1:01.695 1:01.640 1:00.732
ROW 6	18 26 Damian LEE	17 17 Dan MILES	16 92 Derek CRIPPS	59.874 59.024 56.705
ROW 5	15 60 Daniel GOUGH	14 16 Martyn WHITE	13 8 David BALL	56.690 56.528 56.071
ROW 4	12 3 Alan COOPER	11 101 Andrew DAVIES	10 70 Andrew BURSCOUGH	55.799 55.586 55.557
ROW 3	9 15 Billy PERKINS	8 27 Richard HAYWARD	7 0 Paul TOLAND	55.533 55.504 55.274
ROW 2	6 74 Paul WHITBY	5 57 Geoff MOOK	4 81 Scott GRANT	55.162 54.526 54.503
ROW 1	3 7 Peter MOORE	2 24 Scott CARSON	1 19 Peter BRANTON	54.334 54.093 53.642
	Pole			

Brands Hatch Indy
Circuit Length = 1.2079 miles

These results are provisional until the conclusion of any judicial and technical matters.

Clerk Of Course :	Steward :	Timekeeper :
-------------------	-----------	--------------

Results can be found at www.tsl-timing.com

Printed - 14:41 Saturday, 07 March 2020



BMCRC - MRO Championships 2020 - Rnd 1 @ Brands Hatch Indy
DFDS Seaways Yamaha Past Masters
RACE 18 - CLASSIFICATION

POS	NO	CL	PIC NAME	ENTRY	LAPS	TIME	GAP	DIFF	MPH	BEST	ON
1	19		1 Peter BRANTON	Yamaha TZR 250 - Exactweld Racing	10	9:10.305			79.02	53.948	8
2	81		2 Scott GRANT	Yamaha TZR250 - Mum, Dad & Katie	10	9:12.605	2.300	2.300	78.69	54.232	7
3	7		3 Peter MOORE	Yamaha TZR 250 - Station Garage , Isle of Man	10	9:16.650	6.345	4.045	78.12	54.300	4
4	24		4 Scott CARSON	Yamaha TZR250 - Brian Grays Powerbiking,All Eng	10	9:16.652	6.347	0.002	78.12	54.548	10
5	57		5 Geoff MOOK	Yamaha TZR 250 -	10	9:18.803	8.498	2.151	77.81	54.655	8
6	101		6 Andrew DAVIES	Yamaha TZR 250 - GIBSON EXHAUSTS	10	9:19.009	8.704	0.206	77.79	54.603	8
7	0		7 Paul TOLAND	Yamaha TZR250 -	10	9:21.712	11.407	2.703	77.41	55.024	4
8	74		8 Paul WHITBY	Yamaha TZR 250 - Greybridge Ltd	10	9:25.500	15.195	3.788	76.89	55.253	4
9	15	C	1 Billy PERKINS	Yamaha TZR 250 - T.w fuggle & son / Windsor food	10	9:29.538	19.233	4.038	76.35	55.822	8
10	70		9 Andrew BURSCOUGH	Yamaha YPVS 350 - Apollo/Merlin/Abbey/Martitaniu	10	9:33.148	22.843	3.610	75.87	55.776	2
11	8	C	2 David BALL	Yamaha TZR250 - Gardiner Page and Roe pension	10	9:36.545	26.240	3.397	75.42	56.345	4
12	27	C	3 Richard HAYWARD	Yamaha TZR250 - Gforce Motorcycles/Hazel Motor:	10	9:36.613	26.308	0.068	75.41	56.082	10
13	60	C	4 Daniel GOUGH	Yamaha TZR 250 - G Force Motorcycles	10	9:36.780	26.475	0.167	75.39	56.451	10
14	92		10 Derek CRIPPS	Yamaha TZR250 - Kelly Cripps	10	9:44.622	34.317	7.842	74.38	56.640	10
15	16		11 Martyn WHITE	Yamaha RD350YPVS - Taymar	10	9:55.014	44.709	10.392	73.08	57.888	10
16	67		12 Mark BAILEY	Yamaha TZR250 - Gforce motorcycles	9	9:13.631	1 Lap	1 Lap	70.69	1:00.226	3
17	26	R	1 Damian LEE	Yamaha TZR250 -	9	9:14.220	1 Lap	0.589	70.61	59.817	6
18	17	R	2 Dan MILES	Yamaha TZR 250 -	9	9:14.636	1 Lap	0.416	70.56	59.955	3
19	46	C	5 Kevin MARSHALL	Yamaha TZR250 -	9	9:14.982	1 Lap	0.346	70.52	1:00.140	8
20	33	C	6 Kieran LEWIS	Yamaha TZR250 - Controls For Doors Ltd/ G Force	9	9:15.505	1 Lap	0.523	70.45	1:00.087	8
21	100	R	3 Robert RICHARDSON	Yamaha TZR 250 - www.ypmrc.co.uk	9	9:31.520	1 Lap	16.015	68.47	1:02.193	8
22	88	R	4 Ian O'FLAHERTY	Yamaha TZR250 -	8	9:35.173	2 Laps	1 Lap	60.48	1:08.692	5

FASTEST LAP

19	Peter BRANTON	Yamaha TZR 250 - Exactweld Racing	8	53.948	80.60 mph	129.72 kph
15 C	Billy PERKINS	Yamaha TZR 250 - T.w fuggle & son / Windsor food	8	55.822	77.90 mph	125.36 kph
26 R	Damian LEE	Yamaha TZR250 -	6	59.817	72.69 mph	116.99 kph

Class - 92.5% of Race Speed = 73.09 mph
 Class C - 92.5% of Race Speed = 70.62 mph
 Class R - 92.5% of Race Speed = 65.31 mph

Brands Hatch Indy
 Circuit Length = 1.2079 miles
 Start: 17:10 Flag 17:20 End: 17:21

Weather / Track : Cloudy / Dry

These results are provisional until the conclusion of any judicial and technical matters.

Clerk Of Course :	Steward :	Timekeeper :
-------------------	-----------	--------------

Results can be found at www.tsl-timing.com

Printed - 17:21 Saturday, 07 March 2020



BMCRC - MRO Championships 2020 - Rnd 1 @ Brands Hatch Indy

DFDS Seaways Yamaha Past Masters

RACE 18 - LAP CHART

LAP 1 @ 17:11:59.899

NO	BEHIND	LAP TIME
19		1:00.281
81	0.677	1:00.958
24	0.785	1:01.066
0	1.001	1:01.282
57	1.546	1:01.827
7	1.622	1:01.903
70	1.983	1:02.264
15	2.673	1:02.954
101	2.778	1:03.059
8	3.125	1:03.406
74	3.170	1:03.451
60	3.897	1:04.178
27	4.064	1:04.345
16	5.307	1:05.588
92	5.763	1:06.044
67	7.723	1:08.004
46	8.223	1:08.504
26	8.417	1:08.698
17	8.564	1:08.845
100	9.777	1:10.058
33	10.411	1:10.692
88	20.549	1:20.830

LAP 2 @ 17:12:54.838

NO	BEHIND	LAP TIME
19		54.939
81	0.337	54.599
24	0.961	55.115
0	1.218	55.156
7	1.448	54.765
57	2.490	55.883
70	2.820	55.776
101	3.399	55.560
15	4.066	56.332
74	4.165	55.934
8	5.382	57.196
60	5.696	56.738
27	5.809	56.684
16	9.790	59.422
92	10.196	59.372
67	13.457	1:00.673
46	14.433	1:01.149
17	14.549	1:00.924
26	14.772	1:01.294
100	17.297	1:02.459
33	17.394	1:01.922
88	37.911	1:12.301

LAP 3 @ 17:13:49.084

NO	BEHIND	LAP TIME
19		54.246
81	0.708	54.617
24	1.833	55.118
7	2.024	54.822
0	2.055	55.083
57	3.660	55.416
101	4.860	55.707
70	5.046	56.472
74	5.920	56.001
15	6.070	56.250
27	8.114	56.551

Weather / Track : Cloudy / Dry

Results can be found at www.tsl-timing.com

8	8.618	57.482
60	8.881	57.431
16	14.459	58.915
92	15.001	59.051
67	19.437	1:00.226
17	20.258	59.955
46	21.510	1:01.323
26	22.065	1:01.539
33	23.270	1:00.122
100	26.155	1:03.104

LAP 4 @ 17:14:43.539

NO	BEHIND	LAP TIME
19		54.455
88	1 Lap	1:11.426
81	1.065	54.812
7	1.869	54.300
24	1.969	54.591
0	2.624	55.024
57	4.301	55.096
101	5.657	55.252
74	6.718	55.253
70	7.097	56.506
15	7.591	55.976
27	10.466	56.807
8	10.508	56.345
60	10.962	56.536
92	18.361	57.815
16	18.788	58.784
67	25.847	1:00.865
17	26.361	1:00.558
46	27.546	1:00.491
26	27.774	1:00.164
33	28.940	1:00.125
100	34.063	1:02.363

LAP 5 @ 17:15:38.447

NO	BEHIND	LAP TIME
19		54.908
81	0.810	54.653
7	2.130	55.169
24	2.413	55.352
0	3.712	55.996
57	4.833	55.440
101	6.408	55.659
74	7.440	55.630
70	8.899	56.710
15	9.269	56.586
8	13.390	57.790
27	13.704	58.146
60	13.815	57.761
88	1 Lap	1:10.761
92	21.305	57.852
16	22.672	58.792
67	31.848	1:00.909
17	32.260	1:00.807
46	32.937	1:00.299
26	33.223	1:00.357
33	34.314	1:00.282
100	42.113	1:02.958

LAP 6 @ 17:16:32.704

NO	BEHIND	LAP TIME
19		54.257
81	0.885	54.332
7	2.396	54.523
24	2.952	54.796
0	5.161	55.706
57	5.320	54.744
101	7.112	54.961
74	8.646	55.463
70	11.663	57.021
15	11.694	56.682
8	15.796	56.663
27	16.119	56.672
60	16.275	56.717
92	24.194	57.146
16	26.789	58.374
88	1 Lap	1:08.692
67	38.399	1:00.808
17	38.633	1:00.630
26	38.783	59.817
46	39.366	1:00.686
33	40.437	1:00.380
100	50.953	1:03.097

LAP 7 @ 17:17:26.831

NO	BEHIND	LAP TIME
19		54.127
81	0.990	54.232
7	3.661	55.392
24	3.750	54.925
57	6.670	55.477
0	6.761	55.727
101	7.710	54.725
74	10.228	55.709
15	13.593	56.026
70	14.566	57.030
8	19.249	57.580
27	19.549	57.557
60	19.675	57.527
92	27.009	56.942
16	31.994	59.332
67	45.033	1:00.761
26	45.720	1:01.064
17	46.082	1:01.576
46	46.442	1:01.203
88	1 Lap	1:09.757
33	46.813	1:00.503

LAP 8 @ 17:18:20.779

NO	BEHIND	LAP TIME
19		53.948
81	1.610	54.568
7	5.226	55.513
24	5.259	55.457
100	1 Lap	1:02.874
57	7.377	54.655
101	8.365	54.603
0	8.421	55.608
74	12.251	55.971
15	15.467	55.822
70	17.664	57.046
8	22.174	56.873

27	22.527	56.926
60	22.590	56.863
92	30.079	57.018
16	37.313	59.267
67	51.580	1:00.495
26	51.994	1:00.222
17	52.234	1:00.100
46	52.634	1:00.140
33	52.952	1:00.087

LAP 9 @ 17:19:15.143

NO	BEHIND	LAP TIME
19		54.364
81	1.711	54.465
24	6.579	55.684
7	6.664	55.802
57	8.538	55.525
101	8.766	54.765
88	2 Laps	1:11.402
0	10.233	56.176
74	13.542	55.655
100	1 Lap	1:02.193
15	16.969	55.866
70	20.061	56.761
8	24.365	56.555
60	24.804	56.578
27	25.006	56.843
92	32.457	56.742
16	41.601	58.652

LAP 10 @ 17:20:09.923

NO	BEHIND	LAP TIME
19		54.780
81	2.300	55.369
67	1 Lap	1:00.890
26	1 Lap	1:01.065
17	1 Lap	1:01.241
46	1 Lap	1:01.187
33	1 Lap	1:01.392
7	6.345	54.461
24	6.347	54.548
57	8.498	54.740
101	8.704	54.718
0	11.407	55.954
74	15.195	56.433
15	19.233	57.044
100	1 Lap	1:02.414
70	22.843	57.562
88	2 Laps	1:10.004
8	26.240	56.655
27	26.308	56.082
60	26.475	56.451
92	34.317	56.640
16	44.709	57.888

Brands Hatch Indy

Circuit Length = 1.2079 miles

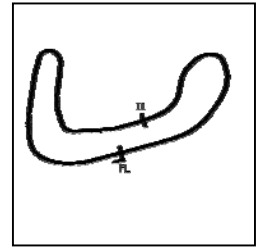
Start: 17:10 Flag 17:20 End: 17:21

Printed - 17:21 Saturday, 07 March 2020

BMCRC - MRO Championships 2020 - Rnd 1 @ Brands Hatch Indy

DFDS Seaways Yamaha Past Masters

RACE 18 - SECTOR ANALYSIS



SECTOR 1 = FL to I1, SECTOR 2 = I1 to FL, DIFF = Difference To Personal Best Lap, P = Crossed Finish Line in Pit Lane, D = Time Disallowed

P1 19		Peter BRANTON		Yamaha TZR 250 - Exactweld Racing			
IDEAL LAP TIME : 53.948		BEST LAP TIME : 53.948		DIFFERENCE : 0.000			
LAP	SECTOR 1	SECTOR 2	LAP TIME	MPH	DIFF	TIME OF DAY	
1 -		21.866	1:00.281	72.13	6.333	17:11:59.899	
2 -	33.086	21.853	54.939	79.15	0.991	17:12:54.838	
3 -	32.571	21.675	54.246 (3)	80.16	0.298	17:13:49.084	
4 -	32.743	21.712	54.455	79.85	0.507	17:14:43.539	
5 -	33.121	21.787	54.908	79.19	0.960	17:15:38.447	
6 -	32.469	21.788	54.257	80.14	0.309	17:16:32.704	
7 -	32.635	21.492	54.127 (2)	80.34	0.179	17:17:26.831	
8 -	32.459	21.489	53.948 (1)	80.60		17:18:20.779	
9 -	32.779	21.585	54.364	79.99	0.416	17:19:15.143	
10 -	33.091	21.689	54.780	79.38	0.832	17:20:09.923	

P2 81		Scott GRANT		Yamaha TZR250 - Mum, Dad & Katie			
IDEAL LAP TIME : 54.203		BEST LAP TIME : 54.232		DIFFERENCE : 0.029			
LAP	SECTOR 1	SECTOR 2	LAP TIME	MPH	DIFF	TIME OF DAY	
1 -		21.884	1:00.958	71.33	6.726	17:12:00.576	
2 -	32.837	21.762	54.599	79.64	0.367	17:12:55.175	
3 -	32.645	21.972	54.617	79.61	0.385	17:13:49.792	
4 -	32.870	21.942	54.812	79.33	0.580	17:14:44.604	
5 -	32.796	21.857	54.653	79.56	0.421	17:15:39.257	
6 -	32.528	21.804	54.332 (2)	80.03	0.100	17:16:33.589	
7 -	32.477	21.755	54.232 (1)	80.18		17:17:27.821	
8 -	32.842	21.726	54.568	79.69	0.336	17:18:22.389	
9 -	32.727	21.738	54.465 (3)	79.84	0.233	17:19:16.854	
10 -	33.201	22.168	55.369	78.53	1.137	17:20:12.223	

P3 7		Peter MOORE		Yamaha TZR 250 - Station Garage , Isle of Man			
IDEAL LAP TIME : 54.152		BEST LAP TIME : 54.300		DIFFERENCE : 0.148			
LAP	SECTOR 1	SECTOR 2	LAP TIME	MPH	DIFF	TIME OF DAY	
1 -		22.037	1:01.903	70.24	7.603	17:12:01.521	
2 -	32.963	21.802	54.765	79.40	0.465	17:12:56.286	
3 -	32.975	21.847	54.822	79.32	0.522	17:13:51.108	
4 -	32.627	21.673	54.300 (1)	80.08		17:14:45.408	
5 -	33.328	21.841	55.169	78.82	0.869	17:15:40.577	
6 -	32.807	21.716	54.523 (3)	79.75	0.223	17:16:35.100	
7 -	33.674	21.718	55.392	78.50	1.092	17:17:30.492	
8 -	33.299	22.214	55.513	78.33	1.213	17:18:26.005	
9 -	32.817	22.985	55.802	77.92	1.502	17:19:21.807	
10 -	32.936	21.525	54.461 (2)	79.84	0.161	17:20:16.268	

P4 24		Scott CARSON		Yamaha TZR250 - Brian Grays Powerbiking,All England Diamor			
IDEAL LAP TIME : 54.512		BEST LAP TIME : 54.548		DIFFERENCE : 0.036			
LAP	SECTOR 1	SECTOR 2	LAP TIME	MPH	DIFF	TIME OF DAY	
1 -		22.304	1:01.066	71.21	6.518	17:12:00.684	
2 -	32.958	22.157	55.115	78.90	0.567	17:12:55.799	
3 -	33.032	22.086	55.118	78.89	0.570	17:13:50.917	
4 -	32.543	22.048	54.591 (2)	79.65	0.043	17:14:45.508	
5 -	33.378	21.974	55.352	78.56	0.804	17:15:40.860	
6 -	32.778	22.018	54.796 (3)	79.35	0.248	17:16:35.656	
7 -	32.736	22.189	54.925	79.17	0.377	17:17:30.581	
8 -	33.062	22.395	55.457	78.41	0.909	17:18:26.038	
9 -	32.646	23.038	55.684	78.09	1.136	17:19:21.722	
10 -	32.579	21.969	54.548 (1)	79.72		17:20:16.270	

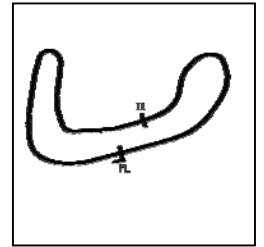
Weather / Track : Cloudy / Dry

Brands Hatch Indy
Circuit Length = 1.2079 miles
Start: 17:10 Flag 17:20 End: 17:21

BMCRC - MRO Championships 2020 - Rnd 1 @ Brands Hatch Indy

DFDS Seaways Yamaha Past Masters

RACE 18 - SECTOR ANALYSIS



SECTOR 1 = FL to I1, SECTOR 2 = I1 to FL, DIFF = Difference To Personal Best Lap, P = Crossed Finish Line in Pit Lane, D = Time Disallowed

P5 57		Geoff MOOK		Yamaha TZR 250 -		
IDEAL LAP TIME : 54.523		BEST LAP TIME : 54.655		DIFFERENCE : 0.132		
LAP	SECTOR 1	SECTOR 2	LAP TIME	MPH	DIFF	TIME OF DAY
1 -		22.098	1:01.827	70.33	7.172	17:12:01.445
2 -	33.799	22.084	55.883	77.81	1.228	17:12:57.328
3 -	33.178	22.238	55.416	78.47	0.761	17:13:52.744
4 -	32.793	22.303	55.096	78.92	0.441	17:14:47.840
5 -	33.377	22.063	55.440	78.43	0.785	17:15:43.280
6 -	32.738	22.006	54.744 (3)	79.43	0.089	17:16:38.024
7 -	33.170	22.307	55.477	78.38	0.822	17:17:33.501
8 -	32.712	21.943	54.655 (1)	79.56		17:18:28.156
9 -	33.157	22.368	55.525	78.31	0.870	17:19:23.681
10 -	32.580	22.160	54.740 (2)	79.44	0.085	17:20:18.421

P6 101		Andrew DAVIES		Yamaha TZR 250 - GIBSON EXHAUSTS		
IDEAL LAP TIME : 54.286		BEST LAP TIME : 54.603		DIFFERENCE : 0.317		
LAP	SECTOR 1	SECTOR 2	LAP TIME	MPH	DIFF	TIME OF DAY
1 -		22.511	1:03.059	68.96	8.456	17:12:02.677
2 -	33.427	22.133	55.560	78.26	0.957	17:12:58.237
3 -	33.541	22.166	55.707	78.06	1.104	17:13:53.944
4 -	33.278	21.974	55.252	78.70	0.649	17:14:49.196
5 -	33.740	21.919	55.659	78.12	1.056	17:15:44.855
6 -	33.128	21.833	54.961	79.12	0.358	17:16:39.816
7 -	33.002	21.723	54.725 (3)	79.46	0.122	17:17:34.541
8 -	32.617	21.986	54.603 (1)	79.64		17:18:29.144
9 -	33.096	21.669	54.765	79.40	0.162	17:19:23.909
10 -	32.779	21.939	54.718 (2)	79.47	0.115	17:20:18.627

P7 0		Paul TOLAND		Yamaha TZR250 -		
IDEAL LAP TIME : 54.995		BEST LAP TIME : 55.024		DIFFERENCE : 0.029		
LAP	SECTOR 1	SECTOR 2	LAP TIME	MPH	DIFF	TIME OF DAY
1 -		22.112	1:01.282	70.96	6.258	17:12:00.900
2 -	33.021	22.135	55.156 (3)	78.84	0.132	17:12:56.056
3 -	33.059	22.024	55.083 (2)	78.94	0.059	17:13:51.139
4 -	33.050	21.974	55.024 (1)	79.03		17:14:46.163
5 -	33.733	22.263	55.996	77.65	0.972	17:15:42.159
6 -	33.327	22.379	55.706	78.06	0.682	17:16:37.865
7 -	33.579	22.148	55.727	78.03	0.703	17:17:33.592
8 -	33.377	22.231	55.608	78.20	0.584	17:18:29.200
9 -	33.833	22.343	56.176	77.41	1.152	17:19:25.376
10 -	33.670	22.284	55.954	77.71	0.930	17:20:21.330

P8 74		Paul WHITBY		Yamaha TZR 250 - Greybridge Ltd		
IDEAL LAP TIME : 55.253		BEST LAP TIME : 55.253		DIFFERENCE : 0.000		
LAP	SECTOR 1	SECTOR 2	LAP TIME	MPH	DIFF	TIME OF DAY
1 -		22.269	1:03.451	68.53	8.198	17:12:03.069
2 -	33.666	22.268	55.934	77.74	0.681	17:12:59.003
3 -	33.620	22.381	56.001	77.65	0.748	17:13:55.004
4 -	33.091	22.162	55.253 (1)	78.70		17:14:50.257
5 -	33.423	22.207	55.630 (3)	78.17	0.377	17:15:45.887
6 -	33.246	22.217	55.463 (2)	78.40	0.210	17:16:41.350
7 -	33.381	22.328	55.709	78.05	0.456	17:17:37.059
8 -	33.615	22.356	55.971	77.69	0.718	17:18:33.030
9 -	33.294	22.361	55.655	78.13	0.402	17:19:28.685
10 -	33.740	22.693	56.433	77.05	1.180	17:20:25.118

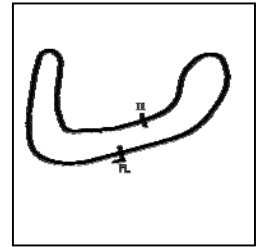
Weather / Track : Cloudy / Dry

Brands Hatch Indy
Circuit Length = 1.2079 miles
Start: 17:10 Flag 17:20 End: 17:21

BMCRC - MRO Championships 2020 - Rnd 1 @ Brands Hatch Indy

DFDS Seaways Yamaha Past Masters

RACE 18 - SECTOR ANALYSIS



SECTOR 1 = FL to I1, SECTOR 2 = I1 to FL, DIFF = Difference To Personal Best Lap, P = Crossed Finish Line in Pit Lane, D = Time Disallowed

P9 15 C		Billy PERKINS		Yamaha TZR 250 - T.w fuggle & son / Windsor food machinery		
IDEAL LAP TIME : 55.617		BEST LAP TIME : 55.822		DIFFERENCE : 0.205		
LAP	SECTOR 1	SECTOR 2	LAP TIME	MPH	DIFF	TIME OF DAY
1 -		22.444	1:02.954	69.07	7.132	17:12:02.572
2 -	33.705	22.627	56.332	77.19	0.510	17:12:58.904
3 -	33.665	22.585	56.250	77.30	0.428	17:13:55.154
4 -	33.674	22.302	55.976 (3)	77.68	0.154	17:14:51.130
5 -	34.124	22.462	56.586	76.84	0.764	17:15:47.716
6 -	34.201	22.481	56.682	76.71	0.860	17:16:44.398
7 -	33.780	22.246	56.026	77.61	0.204	17:17:40.424
8 -	33.486	22.336	55.822 (1)	77.90		17:18:36.246
9 -	33.371	22.495	55.866 (2)	77.83	0.044	17:19:32.112
10 -	34.578	22.466	57.044	76.23	1.222	17:20:29.156

P10 70		Andrew BURSCOUGH		Yamaha YPVS 350 - Apollo/Merlin/Abbey/Martitanium		
IDEAL LAP TIME : 55.776		BEST LAP TIME : 55.776		DIFFERENCE : 0.000		
LAP	SECTOR 1	SECTOR 2	LAP TIME	MPH	DIFF	TIME OF DAY
1 -		22.277	1:02.264	69.84	6.488	17:12:01.882
2 -	33.595	22.181	55.776 (1)	77.96		17:12:57.658
3 -	33.655	22.817	56.472 (2)	77.00	0.696	17:13:54.130
4 -	34.143	22.363	56.506 (3)	76.95	0.730	17:14:50.636
5 -	33.762	22.948	56.710	76.68	0.934	17:15:47.346
6 -	34.618	22.403	57.021	76.26	1.245	17:16:44.367
7 -	34.320	22.710	57.030	76.25	1.254	17:17:41.397
8 -	34.228	22.818	57.046	76.22	1.270	17:18:38.443
9 -	33.907	22.854	56.761	76.61	0.985	17:19:35.204
10 -	34.498	23.064	57.562	75.54	1.786	17:20:32.766

P11 8 C		David BALL		Yamaha TZR250 - Gardiner Page and Roe pension consultants		
IDEAL LAP TIME : 56.339		BEST LAP TIME : 56.345		DIFFERENCE : 0.006		
LAP	SECTOR 1	SECTOR 2	LAP TIME	MPH	DIFF	TIME OF DAY
1 -		22.611	1:03.406	68.58	7.061	17:12:03.024
2 -	34.439	22.757	57.196	76.02	0.851	17:13:00.220
3 -	34.706	22.776	57.482	75.65	1.137	17:13:57.702
4 -	33.798	22.547	56.345 (1)	77.17		17:14:54.047
5 -	34.358	23.432	57.790	75.24	1.445	17:15:51.837
6 -	34.017	22.646	56.663	76.74	0.318	17:16:48.500
7 -	34.618	22.962	57.580	75.52	1.235	17:17:46.080
8 -	34.146	22.727	56.873	76.46	0.528	17:18:42.953
9 -	33.972	22.583	56.555 (2)	76.89	0.210	17:19:39.508
10 -	33.792	22.863	56.655 (3)	76.75	0.310	17:20:36.163

P12 27 C		Richard HAYWARD		Yamaha TZR250 - Gforce Motorcycles/Hazel Motors		
IDEAL LAP TIME : 56.055		BEST LAP TIME : 56.082		DIFFERENCE : 0.027		
LAP	SECTOR 1	SECTOR 2	LAP TIME	MPH	DIFF	TIME OF DAY
1 -		22.644	1:04.345	67.58	8.263	17:12:03.963
2 -	34.082	22.602	56.684	76.71	0.602	17:13:00.647
3 -	34.158	22.393	56.551 (2)	76.89	0.469	17:13:57.198
4 -	33.922	22.885	56.807	76.55	0.725	17:14:54.005
5 -	34.694	23.452	58.146	74.78	2.064	17:15:52.151
6 -	33.997	22.675	56.672 (3)	76.73	0.590	17:16:48.823
7 -	34.366	23.191	57.557	75.55	1.475	17:17:46.380
8 -	34.126	22.800	56.926	76.39	0.844	17:18:43.306
9 -	34.377	22.466	56.843	76.50	0.761	17:19:40.149
10 -	33.662	22.420	56.082 (1)	77.54		17:20:36.231

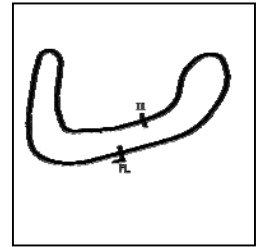
Weather / Track : Cloudy / Dry

Brands Hatch Indy
Circuit Length = 1.2079 miles
Start: 17:10 Flag 17:20 End: 17:21

BMCRC - MRO Championships 2020 - Rnd 1 @ Brands Hatch Indy

DFDS Seaways Yamaha Past Masters

RACE 18 - SECTOR ANALYSIS



SECTOR 1 = FL to I1, SECTOR 2 = I1 to FL, DIFF = Difference To Personal Best Lap, P = Crossed Finish Line in Pit Lane, D = Time Disallowed

P13 60 C		Daniel GOUGH		Yamaha TZR 250 - G Force Motorcycles		
IDEAL LAP TIME : 56.430		BEST LAP TIME : 56.451		DIFFERENCE : 0.021		
LAP	SECTOR 1	SECTOR 2	LAP TIME	MPH	DIFF	TIME OF DAY
1 -		23.007	1:04.178	67.75	7.727	17:12:03.796
2 -	34.128	22.610	56.738	76.64	0.287	17:13:00.534
3 -	34.575	22.856	57.431	75.71	0.980	17:13:57.965
4 -	34.080	22.456	56.536 (2)	76.91	0.085	17:14:54.501
5 -	34.468	23.293	57.761	75.28	1.310	17:15:52.262
6 -	34.058	22.659	56.717	76.67	0.266	17:16:48.979
7 -	34.343	23.184	57.527	75.59	1.076	17:17:46.506
8 -	34.157	22.706	56.863	76.47	0.412	17:18:43.369
9 -	34.206	22.372	56.578 (3)	76.86	0.127	17:19:39.947
10 -	34.065	22.386	56.451 (1)	77.03		17:20:36.398

P14 92		Derek CRIPPS		Yamaha TZR250 - Kelly Cripps		
IDEAL LAP TIME : 56.623		BEST LAP TIME : 56.640		DIFFERENCE : 0.017		
LAP	SECTOR 1	SECTOR 2	LAP TIME	MPH	DIFF	TIME OF DAY
1 -		23.037	1:06.044	65.84	9.404	17:12:05.662
2 -	36.133	23.239	59.372	73.24	2.732	17:13:05.034
3 -	35.805	23.246	59.051	73.64	2.411	17:14:04.085
4 -	34.829	22.986	57.815	75.21	1.175	17:15:01.900
5 -	34.936	22.916	57.852	75.16	1.212	17:15:59.752
6 -	34.588	22.558	57.146	76.09	0.506	17:16:56.898
7 -	34.176	22.766	56.942 (3)	76.36	0.302	17:17:53.840
8 -	34.396	22.622	57.018	76.26	0.378	17:18:50.858
9 -	34.218	22.524	56.742 (2)	76.63	0.102	17:19:47.600
10 -	34.099	22.541	56.640 (1)	76.77		17:20:44.240

P15 16		Martyn WHITE		Yamaha RD350YPVS - Taymar		
IDEAL LAP TIME : 57.888		BEST LAP TIME : 57.888		DIFFERENCE : 0.000		
LAP	SECTOR 1	SECTOR 2	LAP TIME	MPH	DIFF	TIME OF DAY
1 -		23.328	1:05.588	66.30	7.700	17:12:05.206
2 -	36.002	23.420	59.422	73.18	1.534	17:13:04.628
3 -	35.623	23.292	58.915	73.81	1.027	17:14:03.543
4 -	35.480	23.304	58.784	73.97	0.896	17:15:02.327
5 -	35.560	23.232	58.792	73.96	0.904	17:16:01.119
6 -	35.162	23.212	58.374 (2)	74.49	0.486	17:16:59.493
7 -	35.567	23.765	59.332	73.29	1.444	17:17:58.825
8 -	35.700	23.567	59.267	73.37	1.379	17:18:58.092
9 -	35.371	23.281	58.652 (3)	74.14	0.764	17:19:56.744
10 -	34.908	22.980	57.888 (1)	75.12		17:20:54.632

P16 67		Mark BAILEY		Yamaha TZR250 - Gforce motorcycles		
IDEAL LAP TIME : 1:00.183		BEST LAP TIME : 1:00.226		DIFFERENCE : 0.043		
LAP	SECTOR 1	SECTOR 2	LAP TIME	MPH	DIFF	TIME OF DAY
1 -		24.312	1:08.004	63.94	7.778	17:12:07.622
2 -	36.569	24.104	1:00.673 (3)	71.67	0.447	17:13:08.295
3 -	36.229	23.997	1:00.226 (1)	72.20		17:14:08.521
4 -	36.911	23.954	1:00.865	71.44	0.639	17:15:09.386
5 -	36.670	24.239	1:00.909	71.39	0.683	17:16:10.295
6 -	36.638	24.170	1:00.808	71.51	0.582	17:17:11.103
7 -	36.778	23.983	1:00.761	71.56	0.535	17:18:11.864
8 -	36.408	24.087	1:00.495 (2)	71.88	0.269	17:19:12.359
9 -	36.912	23.978	1:00.890	71.41	0.664	17:20:13.249

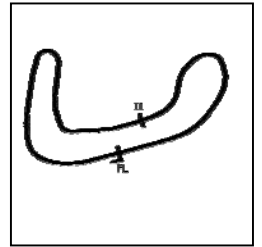
Weather / Track : Cloudy / Dry

Brands Hatch Indy
Circuit Length = 1.2079 miles
Start: 17:10 Flag 17:20 End: 17:21

BMCRC - MRO Championships 2020 - Rnd 1 @ Brands Hatch Indy

DFDS Seaways Yamaha Past Masters

RACE 18 - SECTOR ANALYSIS



SECTOR 1 = FL to I1, SECTOR 2 = I1 to FL, DIFF = Difference To Personal Best Lap, P = Crossed Finish Line in Pit Lane, D = Time Disallowed

P17 26 R Damian LEE			Yamaha TZR250 -			
IDEAL LAP TIME : 59.712		BEST LAP TIME : 59.817		DIFFERENCE : 0.105		
LAP	SECTOR 1	SECTOR 2	LAP TIME	MPH	DIFF	TIME OF DAY
1 -		24.169	1:08.698	63.30	8.881	17:12:08.316
2 -	36.775	24.519	1:01.294	70.94	1.477	17:13:09.610
3 -	36.742	24.797	1:01.539	70.66	1.722	17:14:11.149
4 -	36.204	23.960	1:00.164 (2)	72.27	0.347	17:15:11.313
5 -	36.182	24.175	1:00.357	72.04	0.540	17:16:11.670
6 -	35.966	23.851	59.817 (1)	72.69		17:17:11.487
7 -	36.606	24.458	1:01.064	71.21	1.247	17:18:12.551
8 -	36.064	24.158	1:00.222 (3)	72.20	0.405	17:19:12.773
9 -	37.319	23.746	1:01.065	71.21	1.248	17:20:13.838

P18 17 R Dan MILES			Yamaha TZR 250 -			
IDEAL LAP TIME : 59.846		BEST LAP TIME : 59.955		DIFFERENCE : 0.109		
LAP	SECTOR 1	SECTOR 2	LAP TIME	MPH	DIFF	TIME OF DAY
1 -		24.568	1:08.845	63.16	8.890	17:12:08.463
2 -	36.449	24.475	1:00.924	71.37	0.969	17:13:09.387
3 -	35.842	24.113	59.955 (1)	72.53		17:14:09.342
4 -	36.377	24.181	1:00.558 (3)	71.80	0.603	17:15:09.900
5 -	36.581	24.226	1:00.807	71.51	0.852	17:16:10.707
6 -	36.626	24.004	1:00.630	71.72	0.675	17:17:11.337
7 -	37.103	24.473	1:01.576	70.62	1.621	17:18:12.913
8 -	35.997	24.103	1:00.100 (2)	72.35	0.145	17:19:13.013
9 -	36.982	24.259	1:01.241	71.00	1.286	17:20:14.254

P19 46 C Kevin MARSHALL			Yamaha TZR250 -			
IDEAL LAP TIME : 59.944		BEST LAP TIME : 1:00.140		DIFFERENCE : 0.196		
LAP	SECTOR 1	SECTOR 2	LAP TIME	MPH	DIFF	TIME OF DAY
1 -		24.425	1:08.504	63.47	8.364	17:12:08.122
2 -	36.689	24.460	1:01.149	71.11	1.009	17:13:09.271
3 -	36.912	24.411	1:01.323	70.91	1.183	17:14:10.594
4 -	36.451	24.040	1:00.491 (3)	71.88	0.351	17:15:11.085
5 -	36.262	24.037	1:00.299 (2)	72.11	0.159	17:16:11.384
6 -	36.690	23.996	1:00.686	71.65	0.546	17:17:12.070
7 -	36.834	24.369	1:01.203	71.05	1.063	17:18:13.273
8 -	35.948	24.192	1:00.140 (1)	72.30		17:19:13.413
9 -	37.067	24.120	1:01.187	71.07	1.047	17:20:14.600

P20 33 C Kieran LEWIS			Yamaha TZR250 - Controls For Doors Ltd/ G Force Motorcycles			
IDEAL LAP TIME : 1:00.017		BEST LAP TIME : 1:00.087		DIFFERENCE : 0.070		
LAP	SECTOR 1	SECTOR 2	LAP TIME	MPH	DIFF	TIME OF DAY
1 -		24.574	1:10.692	61.51	10.605	17:12:10.310
2 -	37.195	24.727	1:01.922	70.22	1.835	17:13:12.232
3 -	36.273	23.849	1:00.122 (2)	72.32	0.035	17:14:12.354
4 -	36.206	23.919	1:00.125 (3)	72.32	0.038	17:15:12.479
5 -	36.281	24.001	1:00.282	72.13	0.195	17:16:12.761
6 -	36.250	24.130	1:00.380	72.02	0.293	17:17:13.141
7 -	36.257	24.246	1:00.503	71.87	0.416	17:18:13.644
8 -	36.168	23.919	1:00.087 (1)	72.37		17:19:13.731
9 -	37.125	24.267	1:01.392	70.83	1.305	17:20:15.123

Weather / Track : Cloudy / Dry

Brands Hatch Indy
Circuit Length = 1.2079 miles
Start: 17:10 Flag 17:20 End: 17:21

BMCRC - MRO Championships 2020 - Rnd 1 @ Brands Hatch Indy

DFDS Seaways Yamaha Past Masters

RACE 18 - SECTOR ANALYSIS



SECTOR 1 = FL to I1, SECTOR 2 = I1 to FL, DIFF = Difference To Personal Best Lap, P = Crossed Finish Line in Pit Lane, D = Time Disallowed

P21 100 R		Robert RICHARDSON		Yamaha TZR 250 - www.ypmrc.co.uk		
IDEAL LAP TIME : 1:01.554		BEST LAP TIME : 1:02.193		DIFFERENCE : 0.639		
LAP	SECTOR 1	SECTOR 2	LAP TIME	MPH	DIFF	TIME OF DAY
1 -		24.380	1:10.058	62.07	7.865	17:12:09.676
2 -	37.403	25.056	1:02.459	69.62	0.266	17:13:12.135
3 -	38.328	24.776	1:03.104	68.91	0.911	17:14:15.239
4 -	37.596	24.767	1:02.363 (2)	69.73	0.170	17:15:17.602
5 -	37.800	25.158	1:02.958	69.07	0.765	17:16:20.560
6 -	38.440	24.657	1:03.097	68.91	0.904	17:17:23.657
7 -	38.210	24.664	1:02.874	69.16	0.681	17:18:26.531
8 -	37.856	24.337	1:02.193 (1)	69.92		17:19:28.724
9 -	38.263	24.151	1:02.414 (3)	69.67	0.221	17:20:31.138

P22 88 R		Ian O'FLAHERTY		Yamaha TZR250 -		
IDEAL LAP TIME : 1:08.692		BEST LAP TIME : 1:08.692		DIFFERENCE : 0.000		
LAP	SECTOR 1	SECTOR 2	LAP TIME	MPH	DIFF	TIME OF DAY
1 -		28.192	1:20.830	53.79	12.138	17:12:20.448
2 -	44.335	27.966	1:12.301	60.14	3.609	17:13:32.749
3 -	43.543	27.883	1:11.426	60.88	2.734	17:14:44.175
4 -	43.335	27.426	1:10.761	61.45	2.069	17:15:54.936
5 -	41.646	27.046	1:08.692 (1)	63.30		17:17:03.628
6 -	42.177	27.580	1:09.757 (2)	62.33	1.065	17:18:13.385
7 -	43.589	27.813	1:11.402	60.90	2.710	17:19:24.787
8 -	42.776	27.228	1:10.004 (3)	62.11	1.312	17:20:34.791

Weather / Track : Cloudy / Dry

Brands Hatch Indy
Circuit Length = 1.2079 miles
Start: 17:10 Flag 17:20 End: 17:21

BMCRC - MRO Championships 2020 - Rnd 1 @ Brands Hatch Indy

DFDS Seaways Yamaha Past Masters

RACE 18 - BEST SECTORS

SECTOR 1			SECTOR 2			IDEAL / BEST COMPARISON						
POS	NO	NAME	TIME	NO	NAME	TIME	POS	NO	NAME	IDEAL	BEST	DIFF
									PERFECT LAP	53.948		
1	19	BRANTON	32.459	19	BRANTON	21.489	1	19	BRANTON	53.948	53.948	0.000
2	81	GRANT	32.477	7	MOORE	21.525	2	7	MOORE	54.152	54.300	0.148
3	24	CARSON	32.543	101	DAVIES	21.669	3	81	GRANT	54.203	54.232	0.029
4	57	MOOK	32.580	81	GRANT	21.726	4	101	DAVIES	54.286	54.603	0.317
5	101	DAVIES	32.617	57	MOOK	21.943	5	24	CARSON	54.512	54.548	0.036
6	7	MOORE	32.627	24	CARSON	21.969	6	57	MOOK	54.523	54.655	0.132
7	0	TOLAND	33.021	0	TOLAND	21.974	7	0	TOLAND	54.995	55.024	0.029
8	74	WHITBY	33.091	74	WHITBY	22.162	8	74	WHITBY	55.253	55.253	0.000
9	15	PERKINS	33.371	70	BURSCOUGH	22.181	9	15	PERKINS	55.617	55.822	0.205
10	70	BURSCOUGH	33.595	15	PERKINS	22.246	10	70	BURSCOUGH	55.776	55.776	0.000
11	27	HAYWARD	33.662	60	GOUGH	22.372	11	27	HAYWARD	56.055	56.082	0.027
12	8	BALL	33.792	27	HAYWARD	22.393	12	8	BALL	56.339	56.345	0.006
13	60	GOUGH	34.058	92	CRIPPS	22.524	13	60	GOUGH	56.430	56.451	0.021
14	92	CRIPPS	34.099	8	BALL	22.547	14	92	CRIPPS	56.623	56.640	0.017
15	16	WHITE	34.908	16	WHITE	22.980	15	16	WHITE	57.888	57.888	0.000
16	17	MILES	35.842	26	LEE	23.746	16	26	LEE	59.712	59.817	0.105
17	46	MARSHALL	35.948	33	LEWIS	23.849	17	17	MILES	59.846	59.955	0.109
18	26	LEE	35.966	67	BAILEY	23.954	18	46	MARSHALL	59.944	1:00.140	0.196
19	33	LEWIS	36.168	46	MARSHALL	23.996	19	33	LEWIS	1:00.017	1:00.087	0.070
20	67	BAILEY	36.229	17	MILES	24.004	20	67	BAILEY	1:00.183	1:00.226	0.043
21	100	RICHARDSON	37.403	100	RICHARDSON	24.151	21	100	RICHARDSON	1:01.554	1:02.193	0.639
22	88	O'FLAHERTY	41.646	88	O'FLAHERTY	27.046	22	88	O'FLAHERTY	1:08.692	1:08.692	0.000

Weather / Track : Cloudy / Dry

Results can be found at www.tsl-timing.com

Brands Hatch Indy
Circuit Length = 1.2079 miles
Start: 17:10 Flag 17:20 End: 17:21

Printed - 17:21 Saturday, 07 March 2020

BMCRC - MRO Championships 2020 - Rnd 1 @ Brands Hatch Indy

DFDS Seaways Yamaha Past Masters

RACE 18 - STATISTICS

Competitors Started 22
Planned Start 2020-03-07 @ 17:30:00.000
Actual Start 2020-03-07 @ 17:10:59.617
Finish Time 2020-03-07 @ 17:20:09.922
Track Length 1.2079mi.
Total Laps 212
Total Distance Covered 256.0844mi.

Session Fastest Lap History

NO	CL	NAME	LAP TIME	TIME OF DAY	LAP	VEHICLE
19		Peter BRANTON	54.939	17:12:54.843	2	Yamaha TZR 250
81		Scott GRANT	54.599	17:12:55.185	2	Yamaha TZR250
19		Peter BRANTON	54.246	17:13:49.090	3	Yamaha TZR 250
19		Peter BRANTON	54.127	17:17:26.836	7	Yamaha TZR 250
19		Peter BRANTON	53.948	17:18:20.784	8	Yamaha TZR 250

Session Leader History

NO	CL	NAME	FROM LAP	LAPS LED	DISTANCE	VEHICLE
19		Peter BRANTON	1	10	12.07 miles	Yamaha TZR 250

Flag History

TYPE	TIME OF DAY
GREEN	17:10:59.617
FINISH	17:20:09.922

Flag Statistics

TYPE	COUNT	TOTAL LAPS	TOTAL TIME
Green	1	10	10:04.358
Red	0	0	0.000
Safety Car	0	0	0.000
FCY	0	0	0.000

BMCRC - MRO Championships 2020 - Rnd 1 @ Brands Hatch Indy

DFDS Seaways Yamaha Past Masters

RACE 18 - STATISTICS

CLASS :

12 Starters

Fastest Lap History

NO	NAME	LAP TIME	TIME OF DAY	LAP	VEHICLE
19	Peter BRANTON	54.939	17:12:54.843	2	Yamaha TZR 250
81	Scott GRANT	54.599	17:12:55.185	2	Yamaha TZR250
19	Peter BRANTON	54.246	17:13:49.090	3	Yamaha TZR 250
19	Peter BRANTON	54.127	17:17:26.836	7	Yamaha TZR 250
19	Peter BRANTON	53.948	17:18:20.784	8	Yamaha TZR 250

Leader History

NO	NAME	FROM LAP	LAPS LED	DISTANCE	VEHICLE
19	Peter BRANTON	1	10	12.07 miles	Yamaha TZR 250

BMCRC - MRO Championships 2020 - Rnd 1 @ Brands Hatch Indy

DFDS Seaways Yamaha Past Masters

RACE 18 - STATISTICS

CLASS : C

6 Starters

Fastest Lap History

NO	NAME	LAP TIME	TIME OF DAY	LAP	VEHICLE
15	Billy PERKINS	56.332	17:12:58.934	2	Yamaha TZR 250
15	Billy PERKINS	56.250	17:13:55.184	3	Yamaha TZR 250
15	Billy PERKINS	55.976	17:14:51.160	4	Yamaha TZR 250
15	Billy PERKINS	55.822	17:18:36.277	8	Yamaha TZR 250

Leader History

NO	NAME	FROM LAP	LAPS LED	DISTANCE	VEHICLE
15	Billy PERKINS	1	10	12.07 miles	Yamaha TZR 250

BMCRC - MRO Championships 2020 - Rnd 1 @ Brands Hatch Indy

DFDS Seaways Yamaha Past Masters

RACE 18 - STATISTICS

CLASS : R

4 Starters

Fastest Lap History

NO	NAME	LAP TIME	TIME OF DAY	LAP	VEHICLE
17	Dan MILES	1:00.924	17:13:09.414	2	Yamaha TZR 250
17	Dan MILES	59.955	17:14:09.369	3	Yamaha TZR 250
26	Damian LEE	59.817	17:17:11.494	6	Yamaha TZR250

Leader History

NO	NAME	FROM LAP	LAPS LED	DISTANCE	VEHICLE
26	Damian LEE	1	1	1.20 miles	Yamaha TZR250
17	Dan MILES	2	5	6.03 miles	Yamaha TZR 250
26	Damian LEE	7	3	3.62 miles	Yamaha TZR250

BMCRC - MRO Championships 2020 - Rnd 1 @ Brands Hatch Indy
DFDS Seaways Yamaha Past Masters
RACE 9 - GRID (12 Laps)

ROW 8	24	59	Neil HESMAN	23	3	Alan COOPER	22	88	Ian O'FLAHERTY	1:08.692
ROW 7				21	100	Robert RICHARDSON	20	67	Mark BAILEY	1:00.226
							19	46	Kevin MARSHALL	1:00.140
ROW 6	18	33	Kieran LEWIS	17	17	Dan MILES	16	26	Damian LEE	59.817
										59.955
ROW 5				15	16	Martyn WHITE	14	92	Derek CRIPPS	56.640
							13	60	Daniel GOUGH	56.451
ROW 4	12	8	David BALL	11	27	Richard HAYWARD	10	15	Billy PERKINS	55.822
										56.345
ROW 3				9	70	Andrew BURSCOUGH	8	74	Paul WHITBY	55.253
							7	0	Paul TOLAND	55.024
ROW 2	6	57	Geoff MOOK	5	101	Andrew DAVIES	4	24	Scott CARSON	54.548
										54.655
ROW 1				3	7	Peter MOORE	2	81	Scott GRANT	54.232
							1	19	Peter BRANTON	53.948
										Pole

Brands Hatch Indy
Circuit Length = 1.2079 miles

These results are provisional until the conclusion of any judicial and technical matters.

Clerk Of Course :	Steward :	Timekeeper :
-------------------	-----------	--------------

Results can be found at www.tsl-timing.com

Printed - 17:22 Saturday, 07 March 2020



BMCRC - MRO Championships 2020 - Rnd 1 @ Brands Hatch Indy
DFDS Seaways Yamaha Past Masters
RACE 9 - CLASSIFICATION

POS	NO	CL	PIC NAME	ENTRY	LAPS	TIME	GAP	DIFF	MPH	BEST	ON
1	24		1 Scott CARSON	Yamaha TZR250 - Brian Grays Powerbiking,All Eng	12	12:26.371			69.91	59.900	12
2	81		2 Scott GRANT	Yamaha TZR250 - Mum, Dad & Katie	12	12:31.365	4.994	4.994	69.45	1:01.238	10
3	70		3 Andrew BURSCOUGH	Yamaha YPVS 350 - Apollo/Merlin/Abbey/Martitaniu	12	12:46.869	20.498	15.504	68.04	1:02.844	9
4	57		4 Geoff MOOK	Yamaha TZR 250 -	12	12:50.877	24.506	4.008	67.69	1:02.652	8
5	15	C	1 Billy PERKINS	Yamaha TZR 250 - T.w fuggle & son / Windsor food	12	13:03.914	37.543	13.037	66.56	1:03.027	12
6	27	C	2 Richard HAYWARD	Yamaha TZR250 - Gforce Motorcycles/Hazel Motor:	12	13:04.434	38.063	0.520	66.52	1:03.393	10
7	8	C	3 David BALL	Yamaha TZR250 - Gardiner Page and Roe pension	12	13:10.111	43.740	5.677	66.04	1:04.049	12
8	74		5 Paul WHITBY	Yamaha TZR 250 - Greybridge Ltd	12	13:10.420	44.049	0.309	66.01	1:03.834	10
9	101		6 Andrew DAVIES	Yamaha TZR 250 - GIBSON EXHAUSTS	12	13:10.523	44.152	0.103	66.01	1:04.272	11
10	7		7 Peter MOORE	Yamaha TZR 250 - Station Garage , Isle of Man	12	13:13.333	46.962	2.810	65.77	1:04.927	3
11	26	R	1 Damian LEE	Yamaha TZR250 -	12	13:14.322	47.951	0.989	65.69	1:03.244	12
12	60	C	4 Daniel GOUGH	Yamaha TZR 250 - G Force Motorcycles	12	13:16.679	50.308	2.357	65.50	1:04.653	11
13	16		8 Martyn WHITE	Yamaha RD350YPVS - Taymar	11	13:05.054	1 Lap	1 Lap	60.93	1:09.498	11
14	33	C	5 Kieran LEWIS	Yamaha TZR250 - Controls For Doors Ltd/ G Force	11	13:09.634	1 Lap	4.580	60.57	1:09.403	3
15	100	R	2 Robert RICHARDSON	Yamaha TZR 250 - www.ypmrc.co.uk	11	13:13.374	1 Lap	3.740	60.29	1:09.747	6
16	46	C	6 Kevin MARSHALL	Yamaha TZR250 -	11	13:22.602	1 Lap	9.228	59.59	1:10.666	11
17	17	R	3 Dan MILES	Yamaha TZR 250 -	11	13:24.950	1 Lap	2.348	59.42	1:11.158	10

NOT CLASSIFIED

DNF	67		Mark BAILEY	Yamaha TZR250 - Gforce motorcycles	5	6:17.165	7 Laps	6 Laps	57.64	1:13.019	2
DNF	88	R	Ian O'FLAHERTY	Yamaha TZR250 -	2	2:55.702	10 Laps	3 Laps	49.49	1:22.148	2

FASTEST LAP

	24		Scott CARSON	Yamaha TZR250 - Brian Grays Powerbiking,All Eng	12	59.900		72.59 mph		116.83 kph	
	15	C	Billy PERKINS	Yamaha TZR 250 - T.w fuggle & son / Windsor food	12	1:03.027		68.99 mph		111.03 kph	
	26	R	Damian LEE	Yamaha TZR250 -	12	1:03.244		68.75 mph		110.65 kph	

Class - 92.5% of Race Speed = 64.66 mph
 Class C - 92.5% of Race Speed = 61.56 mph
 Class R - 92.5% of Race Speed = 60.76 mph

Brands Hatch Indy
 Circuit Length = 1.2079 miles
 Start: 14:28 Flag 14:40 End: 14:41

Weather / Track : Cloudy / Wet

These results are provisional until the conclusion of any judicial and technical matters.

Clerk Of Course :	Steward :	Timekeeper :
-------------------	-----------	--------------

Results can be found at www.tsl-timing.com

Printed - 14:42 Sunday, 08 March 2020



BMCRC - MRO Championships 2020 - Rnd 1 @ Brands Hatch Indy

DFDS Seaways Yamaha Past Masters

RACE 9 - LAP CHART

LAP 1 @ 14:29:24.732

NO	BEHIND	LAP TIME
24		1:08.095
81	0.365	1:08.460
70	0.849	1:08.944
7	3.074	1:11.169
15	4.063	1:12.158
60	4.718	1:12.813
57	4.940	1:13.035
8	5.515	1:13.610
27	5.871	1:13.966
74	6.008	1:14.103
101	7.150	1:15.245
26	8.587	1:16.682
16	8.800	1:16.895
46	11.579	1:19.674
17	12.072	1:20.167
33	12.284	1:20.379
67	13.797	1:21.892
100	14.322	1:22.417
88	25.459	1:33.554

LAP 2 @ 14:30:26.902

NO	BEHIND	LAP TIME
24		1:02.170
81	0.311	1:02.116
70	1.728	1:03.049
7	6.420	1:05.516
15	7.955	1:06.062
57	8.076	1:05.306
60	9.937	1:07.389
27	10.333	1:06.632
74	10.778	1:06.940
8	10.879	1:07.534
101	11.875	1:06.895
26	13.671	1:07.254
16	16.180	1:09.550
33	19.713	1:09.599
46	22.144	1:12.735
17	22.725	1:12.823
67	24.646	1:13.019
100	25.824	1:13.672
88	45.437	1:22.148

LAP 3 @ 14:31:27.512

NO	BEHIND	LAP TIME
24		1:00.610
81	1.003	1:01.302
70	4.146	1:03.028
7	10.737	1:04.927
57	11.425	1:03.959
15	12.502	1:05.157
27	15.130	1:05.407
60	15.502	1:06.175
8	15.922	1:05.653
74	16.364	1:06.196
101	17.365	1:06.100
26	19.680	1:06.619
16	26.078	1:10.508
33	28.506	1:09.403
46	34.985	1:13.451
17	35.175	1:13.060
67	37.071	1:13.035

Weather / Track : Cloudy / Wet

Results can be found at www.tsl-timing.com

100 37.376 1:12.162

LAP 4 @ 14:32:28.528

NO	BEHIND	LAP TIME
24		1:01.016
81	2.576	1:02.589
70	6.302	1:03.172
57	14.679	1:04.270
7	15.036	1:05.315
15	16.405	1:04.919
27	19.006	1:04.892
8	20.492	1:05.586
60	20.805	1:06.319
101	21.496	1:05.147
74	22.676	1:07.328
26	25.234	1:06.570
16	35.091	1:10.029
33	37.821	1:10.331
46	47.771	1:13.802
17	48.316	1:14.157
100	48.918	1:12.558
67	50.416	1:14.361

LAP 5 @ 14:33:29.758

NO	BEHIND	LAP TIME
24		1:01.230
81	2.900	1:01.554
70	8.916	1:03.844
57	17.466	1:04.017
7	19.098	1:05.292
15	20.900	1:05.725
27	21.668	1:03.892
8	23.708	1:04.446
101	24.666	1:04.400
60	25.807	1:06.232
74	26.365	1:04.919
26	29.329	1:05.325
16	44.650	1:10.789
33	47.544	1:10.953
100	58.606	1:10.918
46	58.992	1:12.451
17	59.693	1:12.607

LAP 6 @ 14:34:31.156

NO	BEHIND	LAP TIME
24		1:01.398
67	1 Lap	1:14.858
81	2.940	1:01.438
70	11.333	1:03.815
57	19.462	1:03.394
7	23.668	1:05.968
15	25.735	1:06.233
27	25.854	1:05.584
8	27.020	1:04.710
101	27.691	1:04.423
60	30.683	1:06.274
74	30.884	1:05.917
26	33.172	1:05.241
16	55.674	1:12.422
33	57.049	1:10.903

LAP 7 @ 14:35:34.184

NO	BEHIND	LAP TIME
24		1:03.028
81	2.684	1:02.772
100	1 Lap	1:09.747
46	1 Lap	1:13.698
17	1 Lap	1:13.176
70	12.431	1:04.126
57	19.375	1:02.941
7	25.985	1:05.345
15	26.968	1:04.261
27	27.108	1:04.282
101	29.152	1:04.489
8	29.255	1:05.263
74	32.352	1:04.496
60	32.669	1:05.014
26	34.954	1:04.810

LAP 8 @ 14:36:36.770

NO	BEHIND	LAP TIME
24		1:02.586
16	1 Lap	1:11.229
81	2.606	1:02.508
33	1 Lap	1:12.380
100	1 Lap	1:10.694
70	13.586	1:03.741
46	1 Lap	1:11.777
17	1 Lap	1:12.020
57	19.441	1:02.652
15	29.252	1:04.870
27	29.348	1:04.826
7	30.151	1:06.752
101	31.831	1:05.265
8	31.977	1:05.308
74	34.063	1:04.297
60	36.606	1:06.523
26	37.170	1:04.802

LAP 9 @ 14:37:39.220

NO	BEHIND	LAP TIME
24		1:02.450
81	2.540	1:02.384
16	1 Lap	1:12.512
33	1 Lap	1:12.534
70	13.980	1:02.844
57	19.784	1:02.793
100	1 Lap	1:10.245
46	1 Lap	1:11.624
17	1 Lap	1:12.606
15	30.935	1:04.133
27	30.991	1:04.093
7	33.567	1:05.866
101	34.205	1:04.824
8	34.364	1:04.837
74	35.617	1:04.004
60	39.606	1:05.450
26	40.163	1:05.443

LAP 10 @ 14:38:41.868

NO	BEHIND	LAP TIME
24		1:02.648
81	1.130	1:01.238

70	15.118	1:03.786
16	1 Lap	1:10.945
57	19.900	1:02.764
33	1 Lap	1:11.452
100	1 Lap	1:10.378
27	31.736	1:03.393
15	31.970	1:03.683
46	1 Lap	1:11.260
7	36.044	1:05.125
8	36.258	1:04.542
101	36.347	1:04.790
17	1 Lap	1:11.183
74	36.803	1:03.834
26	41.512	1:03.997
60	41.912	1:04.954

LAP 11 @ 14:39:43.108

NO	BEHIND	LAP TIME
24		1:01.240
81	1.830	1:01.940
70	17.186	1:03.308
57	21.360	1:02.700
16	1 Lap	1:10.677
33	1 Lap	1:10.769
27	34.344	1:03.848
15	34.416	1:03.686
100	1 Lap	1:10.059
101	39.379	1:04.272
8	39.591	1:04.573
74	39.927	1:04.364
7	40.709	1:05.905
26	44.607	1:04.335
60	45.325	1:04.653
46	1 Lap	1:11.464
17	1 Lap	1:11.158

LAP 12 @ 14:40:43.008

NO	BEHIND	LAP TIME
24		59.900
81	4.994	1:03.064
70	20.498	1:03.212
57	24.506	1:03.046
15	37.543	1:03.027
27	38.063	1:03.619
16	1 Lap	1:09.498
33	1 Lap	1:10.931
8	43.740	1:04.049
74	44.049	1:04.022
101	44.152	1:04.673
7	46.962	1:06.153
100	1 Lap	1:10.524
26	47.951	1:03.244
60	50.308	1:04.883
46	1 Lap	1:10.666
17	1 Lap	1:11.993

Brands Hatch Indy

Circuit Length = 1.2079 miles

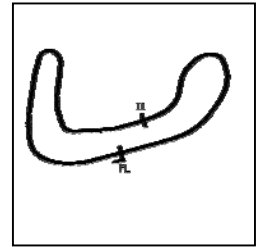
Start: 14:28 Flag 14:40 End: 14:41

Printed - 14:42 Sunday, 08 March 2020

BMCRC - MRO Championships 2020 - Rnd 1 @ Brands Hatch Indy

DFDS Seaways Yamaha Past Masters

RACE 9 - SECTOR ANALYSIS



SECTOR 1 = FL to I1, SECTOR 2 = I1 to FL, DIFF = Difference To Personal Best Lap, P = Crossed Finish Line in Pit Lane, D = Time Disallowed

P1 24		Scott CARSON		Yamaha TZR250 - Brian Grays Powerbiking, All England Diamor			
IDEAL LAP TIME : 59.900		BEST LAP TIME : 59.900		DIFFERENCE : 0.000			
LAP	SECTOR 1	SECTOR 2	LAP TIME	MPH	DIFF	TIME OF DAY	
1 -		25.420	1:08.095	63.86	8.195	14:29:24.732	
2 -	37.628	24.542	1:02.170	69.94	2.270	14:30:26.902	
3 -	36.545	24.065	1:00.610 (2)	71.74	0.710	14:31:27.512	
4 -	36.243	24.773	1:01.016 (3)	71.26	1.116	14:32:28.528	
5 -	36.845	24.385	1:01.230	71.02	1.330	14:33:29.758	
6 -	36.985	24.413	1:01.398	70.82	1.498	14:34:31.156	
7 -	38.630	24.398	1:03.028	68.99	3.128	14:35:34.184	
8 -	37.638	24.948	1:02.586	69.48	2.686	14:36:36.770	
9 -	37.806	24.644	1:02.450	69.63	2.550	14:37:39.220	
10 -	38.071	24.577	1:02.648	69.41	2.748	14:38:41.868	
11 -	37.089	24.151	1:01.240	71.00	1.340	14:39:43.108	
12 -	36.213	23.687	59.900 (1)	72.59		14:40:43.008	

P2 81		Scott GRANT		Yamaha TZR250 - Mum, Dad & Katie			
IDEAL LAP TIME : 1:01.061		BEST LAP TIME : 1:01.238		DIFFERENCE : 0.177			
LAP	SECTOR 1	SECTOR 2	LAP TIME	MPH	DIFF	TIME OF DAY	
1 -		25.207	1:08.460	63.52	7.222	14:29:25.097	
2 -	37.533	24.583	1:02.116	70.00	0.878	14:30:27.213	
3 -	36.973	24.329	1:01.302 (2)	70.93	0.064	14:31:28.515	
4 -	37.429	25.160	1:02.589	69.47	1.351	14:32:31.104	
5 -	37.135	24.419	1:01.554	70.64	0.316	14:33:32.658	
6 -	37.287	24.151	1:01.438 (3)	70.78	0.200	14:34:34.096	
7 -	37.808	24.964	1:02.772	69.27	1.534	14:35:36.868	
8 -	37.893	24.615	1:02.508	69.56	1.270	14:36:39.376	
9 -	38.028	24.356	1:02.384	69.70	1.146	14:37:41.760	
10 -	37.150	24.088	1:01.238 (1)	71.01		14:38:42.998	
11 -	37.320	24.620	1:01.940	70.20	0.702	14:39:44.938	
12 -	38.184	24.880	1:03.064	68.95	1.826	14:40:48.002	

P3 70		Andrew BURSCOUGH		Yamaha YPVS 350 - Apollo/Merlin/Abbey/Martitanium			
IDEAL LAP TIME : 1:02.688		BEST LAP TIME : 1:02.844		DIFFERENCE : 0.156			
LAP	SECTOR 1	SECTOR 2	LAP TIME	MPH	DIFF	TIME OF DAY	
1 -		25.378	1:08.944	63.07	6.100	14:29:25.581	
2 -	38.036	25.013	1:03.049 (3)	68.97	0.205	14:30:28.630	
3 -	37.867	25.161	1:03.028 (2)	68.99	0.184	14:31:31.658	
4 -	38.255	24.917	1:03.172	68.83	0.328	14:32:34.830	
5 -	38.286	25.558	1:03.844	68.11	1.000	14:33:38.674	
6 -	38.537	25.278	1:03.815	68.14	0.971	14:34:42.489	
7 -	38.515	25.611	1:04.126	67.81	1.282	14:35:46.615	
8 -	38.830	24.911	1:03.741	68.22	0.897	14:36:50.356	
9 -	38.023	24.821	1:02.844 (1)	69.19		14:37:53.200	
10 -	38.527	25.259	1:03.786	68.17	0.942	14:38:56.986	
11 -	38.184	25.124	1:03.308	68.68	0.464	14:40:00.294	
12 -	38.325	24.887	1:03.212	68.79	0.368	14:41:03.506	

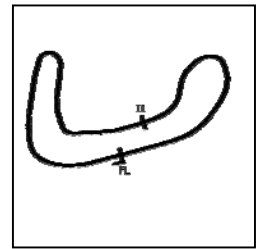
Weather / Track : Cloudy / Wet

Brands Hatch Indy
Circuit Length = 1.2079 miles
Start: 14:28 Flag 14:40 End: 14:41

BMCRC - MRO Championships 2020 - Rnd 1 @ Brands Hatch Indy

DFDS Seaways Yamaha Past Masters

RACE 9 - SECTOR ANALYSIS



SECTOR 1 = FL to I1, SECTOR 2 = I1 to FL, DIFF = Difference To Personal Best Lap, P = Crossed Finish Line in Pit Lane, D = Time Disallowed

P4 57 Geoff MOOK		Yamaha TZR 250 -				
IDEAL LAP TIME : 1:02.034		BEST LAP TIME : 1:02.652		DIFFERENCE : 0.618		
LAP	SECTOR 1	SECTOR 2	LAP TIME	MPH	DIFF	TIME OF DAY
1 -		25.989	1:13.035	59.54	10.383	14:29:29.672
2 -	39.516	25.790	1:05.306	66.58	2.654	14:30:34.978
3 -	38.451	25.508	1:03.959	67.99	1.307	14:31:38.937
4 -	38.826	25.444	1:04.270	67.66	1.618	14:32:43.207
5 -	38.638	25.379	1:04.017	67.92	1.365	14:33:47.224
6 -	38.091	25.303	1:03.394	68.59	0.742	14:34:50.618
7 -	37.796	25.145	1:02.941	69.09	0.289	14:35:53.559
8 -	37.716	24.936	1:02.652 (1)	69.40		14:36:56.211
9 -	37.806	24.987	1:02.793	69.25	0.141	14:37:59.004
10 -	37.637	25.127	1:02.764 (3)	69.28	0.112	14:39:01.768
11 -	37.737	24.963	1:02.700 (2)	69.35	0.048	14:40:04.468
12 -	37.098	25.948	1:03.046	68.97	0.394	14:41:07.514

P5 15 C Billy PERKINS		Yamaha TZR 250 - T.w fuggle & son / Windsor food machinery				
IDEAL LAP TIME : 1:02.843		BEST LAP TIME : 1:03.027		DIFFERENCE : 0.184		
LAP	SECTOR 1	SECTOR 2	LAP TIME	MPH	DIFF	TIME OF DAY
1 -		26.034	1:12.158	60.26	9.131	14:29:28.795
2 -	39.981	26.081	1:06.062	65.82	3.035	14:30:34.857
3 -	39.334	25.823	1:05.157	66.74	2.130	14:31:40.014
4 -	38.943	25.976	1:04.919	66.98	1.892	14:32:44.933
5 -	39.708	26.017	1:05.725	66.16	2.698	14:33:50.658
6 -	39.784	26.449	1:06.233	65.65	3.206	14:34:56.891
7 -	38.791	25.470	1:04.261	67.67	1.234	14:36:01.152
8 -	39.194	25.676	1:04.870	67.03	1.843	14:37:06.022
9 -	38.807	25.326	1:04.133	67.80	1.106	14:38:10.155
10 -	38.475	25.208	1:03.683 (2)	68.28	0.656	14:39:13.838
11 -	38.405	25.281	1:03.686 (3)	68.28	0.659	14:40:17.524
12 -	37.635	25.392	1:03.027 (1)	68.99		14:41:20.551

P6 27 C Richard HAYWARD		Yamaha TZR250 - Gforce Motorcycles/Hazel Motors				
IDEAL LAP TIME : 1:03.204		BEST LAP TIME : 1:03.393		DIFFERENCE : 0.189		
LAP	SECTOR 1	SECTOR 2	LAP TIME	MPH	DIFF	TIME OF DAY
1 -		26.519	1:13.966	58.79	10.573	14:29:30.603
2 -	40.255	26.377	1:06.632	65.26	3.239	14:30:37.235
3 -	39.087	26.320	1:05.407	66.48	2.014	14:31:42.642
4 -	39.249	25.643	1:04.892	67.01	1.499	14:32:47.534
5 -	38.416	25.476	1:03.892	68.06	0.499	14:33:51.426
6 -	39.166	26.418	1:05.584	66.30	2.191	14:34:57.010
7 -	38.982	25.300	1:04.282	67.64	0.889	14:36:01.292
8 -	38.757	26.069	1:04.826	67.08	1.433	14:37:06.118
9 -	38.448	25.645	1:04.093	67.84	0.700	14:38:10.211
10 -	38.150	25.243	1:03.393 (1)	68.59		14:39:13.604
11 -	38.343	25.505	1:03.848 (3)	68.10	0.455	14:40:17.452
12 -	37.961	25.658	1:03.619 (2)	68.35	0.226	14:41:21.071

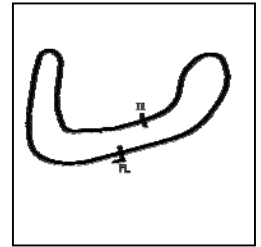
Weather / Track : Cloudy / Wet

Brands Hatch Indy
Circuit Length = 1.2079 miles
Start: 14:28 Flag 14:40 End: 14:41

BMCRC - MRO Championships 2020 - Rnd 1 @ Brands Hatch Indy

DFDS Seaways Yamaha Past Masters

RACE 9 - SECTOR ANALYSIS



SECTOR 1 = FL to I1, SECTOR 2 = I1 to FL, DIFF = Difference To Personal Best Lap, P = Crossed Finish Line in Pit Lane, D = Time Disallowed

P7		8 C		David BALL		Yamaha TZR250 - Gardiner Page and Roe pension consultants	
IDEAL LAP TIME : 1:04.044		BEST LAP TIME : 1:04.049		DIFFERENCE : 0.005			
LAP	SECTOR 1	SECTOR 2	LAP TIME	MPH	DIFF	TIME OF DAY	
1 -		26.747	1:13.610	59.07	9.561	14:29:30.247	
2 -	40.868	26.666	1:07.534	64.39	3.485	14:30:37.781	
3 -	39.460	26.193	1:05.653	66.23	1.604	14:31:43.434	
4 -	39.444	26.142	1:05.586	66.30	1.537	14:32:49.020	
5 -	38.738	25.708	1:04.446 (2)	67.47	0.397	14:33:53.466	
6 -	38.797	25.913	1:04.710	67.20	0.661	14:34:58.176	
7 -	39.234	26.029	1:05.263	66.63	1.214	14:36:03.439	
8 -	39.362	25.946	1:05.308	66.58	1.259	14:37:08.747	
9 -	39.336	25.501	1:04.837	67.06	0.788	14:38:13.584	
10 -	38.866	25.676	1:04.542 (3)	67.37	0.493	14:39:18.126	
11 -	38.879	25.694	1:04.573	67.34	0.524	14:40:22.699	
12 -	38.543	25.506	1:04.049 (1)	67.89		14:41:26.748	

P8		74		Paul WHITBY		Yamaha TZR 250 - Greybridge Ltd	
IDEAL LAP TIME : 1:03.409		BEST LAP TIME : 1:03.834		DIFFERENCE : 0.425			
LAP	SECTOR 1	SECTOR 2	LAP TIME	MPH	DIFF	TIME OF DAY	
1 -		26.460	1:14.103	58.68	10.269	14:29:30.740	
2 -	40.357	26.583	1:06.940	64.96	3.106	14:30:37.680	
3 -	39.880	26.316	1:06.196	65.69	2.362	14:31:43.876	
4 -	40.902	26.426	1:07.328	64.58	3.494	14:32:51.204	
5 -	39.370	25.549	1:04.919	66.98	1.085	14:33:56.123	
6 -	40.098	25.819	1:05.917	65.97	2.083	14:35:02.040	
7 -	39.307	25.189	1:04.496	67.42	0.662	14:36:06.536	
8 -	38.792	25.505	1:04.297	67.63	0.463	14:37:10.833	
9 -	38.835	25.169	1:04.004 (2)	67.94	0.170	14:38:14.837	
10 -	38.280	25.554	1:03.834 (1)	68.12		14:39:18.671	
11 -	39.138	25.226	1:04.364	67.56	0.530	14:40:23.035	
12 -	38.893	25.129	1:04.022 (3)	67.92	0.188	14:41:27.057	

P9		101		Andrew DAVIES		Yamaha TZR 250 - GIBSON EXHAUSTS	
IDEAL LAP TIME : 1:03.987		BEST LAP TIME : 1:04.272		DIFFERENCE : 0.285			
LAP	SECTOR 1	SECTOR 2	LAP TIME	MPH	DIFF	TIME OF DAY	
1 -		26.863	1:15.245	57.79	10.973	14:29:31.882	
2 -	40.813	26.082	1:06.895	65.00	2.623	14:30:38.777	
3 -	40.277	25.823	1:06.100	65.78	1.828	14:31:44.877	
4 -	39.862	25.285	1:05.147	66.75	0.875	14:32:50.024	
5 -	39.419	24.981	1:04.400 (2)	67.52	0.128	14:33:54.424	
6 -	39.049	25.374	1:04.423 (3)	67.50	0.151	14:34:58.847	
7 -	39.076	25.413	1:04.489	67.43	0.217	14:36:03.336	
8 -	39.878	25.387	1:05.265	66.62	0.993	14:37:08.601	
9 -	39.867	24.957	1:04.824	67.08	0.552	14:38:13.425	
10 -	39.499	25.291	1:04.790	67.11	0.518	14:39:18.215	
11 -	39.334	24.938	1:04.272 (1)	67.65		14:40:22.487	
12 -	39.650	25.023	1:04.673	67.23	0.401	14:41:27.160	

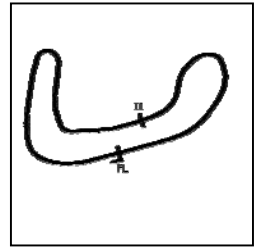
Weather / Track : Cloudy / Wet

Brands Hatch Indy
Circuit Length = 1.2079 miles
Start: 14:28 Flag 14:40 End: 14:41

BMCRC - MRO Championships 2020 - Rnd 1 @ Brands Hatch Indy

DFDS Seaways Yamaha Past Masters

RACE 9 - SECTOR ANALYSIS



SECTOR 1 = FL to I1, SECTOR 2 = I1 to FL, DIFF = Difference To Personal Best Lap, P = Crossed Finish Line in Pit Lane, D = Time Disallowed

P10 7		Peter MOORE		Yamaha TZR 250 - Station Garage , Isle of Man		
IDEAL LAP TIME : 1:04.479		BEST LAP TIME : 1:04.927		DIFFERENCE : 0.448		
LAP	SECTOR 1	SECTOR 2	LAP TIME	MPH	DIFF	TIME OF DAY
1 -		26.218	1:11.169	61.10	6.242	14:29:27.806
2 -	39.849	25.667	1:05.516	66.37	0.589	14:30:33.322
3 -	39.378	25.549	1:04.927 (1)	66.97		14:31:38.249
4 -	39.469	25.846	1:05.315	66.57	0.388	14:32:43.564
5 -	40.013	25.279	1:05.292 (3)	66.60	0.365	14:33:48.856
6 -	40.364	25.604	1:05.968	65.91	1.041	14:34:54.824
7 -	40.142	25.203	1:05.345	66.54	0.418	14:36:00.169
8 -	40.609	26.143	1:06.752	65.14	1.825	14:37:06.921
9 -	40.487	25.379	1:05.866	66.02	0.939	14:38:12.787
10 -	39.440	25.685	1:05.125 (2)	66.77	0.198	14:39:17.912
11 -	40.804	25.101	1:05.905	65.98	0.978	14:40:23.817
12 -	39.968	26.185	1:06.153	65.73	1.226	14:41:29.970

P11 26 R		Damian LEE		Yamaha TZR250 -		
IDEAL LAP TIME : 1:03.244		BEST LAP TIME : 1:03.244		DIFFERENCE : 0.000		
LAP	SECTOR 1	SECTOR 2	LAP TIME	MPH	DIFF	TIME OF DAY
1 -		27.533	1:16.682	56.70	13.438	14:29:33.319
2 -	40.779	26.475	1:07.254	64.65	4.010	14:30:40.573
3 -	40.234	26.385	1:06.619	65.27	3.375	14:31:47.192
4 -	40.157	26.413	1:06.570	65.32	3.326	14:32:53.762
5 -	39.655	25.670	1:05.325	66.56	2.081	14:33:59.087
6 -	39.488	25.753	1:05.241	66.65	1.997	14:35:04.328
7 -	39.451	25.359	1:04.810	67.09	1.566	14:36:09.138
8 -	38.886	25.916	1:04.802	67.10	1.558	14:37:13.940
9 -	39.483	25.960	1:05.443	66.44	2.199	14:38:19.383
10 -	38.702	25.295	1:03.997 (2)	67.95	0.753	14:39:23.380
11 -	38.374	25.961	1:04.335 (3)	67.59	1.091	14:40:27.715
12 -	38.256	24.988	1:03.244 (1)	68.75		14:41:30.959

P12 60 C		Daniel GOUGH		Yamaha TZR 250 - G Force Motorcycles		
IDEAL LAP TIME : 1:04.192		BEST LAP TIME : 1:04.653		DIFFERENCE : 0.461		
LAP	SECTOR 1	SECTOR 2	LAP TIME	MPH	DIFF	TIME OF DAY
1 -		26.631	1:12.813	59.72	8.160	14:29:29.450
2 -	40.955	26.434	1:07.389	64.52	2.736	14:30:36.839
3 -	40.265	25.910	1:06.175	65.71	1.522	14:31:43.014
4 -	40.403	25.916	1:06.319	65.57	1.666	14:32:49.333
5 -	40.304	25.928	1:06.232	65.65	1.579	14:33:55.565
6 -	40.394	25.880	1:06.274	65.61	1.621	14:35:01.839
7 -	39.564	25.450	1:05.014	66.88	0.361	14:36:06.853
8 -	40.537	25.986	1:06.523	65.36	1.870	14:37:13.376
9 -	39.705	25.745	1:05.450	66.44	0.797	14:38:18.826
10 -	39.420	25.534	1:04.954 (3)	66.94	0.301	14:39:23.780
11 -	38.742	25.911	1:04.653 (1)	67.26		14:40:28.433
12 -	39.029	25.854	1:04.883 (2)	67.02	0.230	14:41:33.316

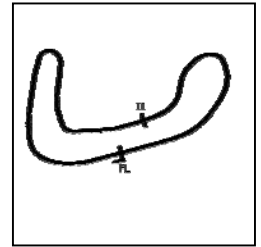
Weather / Track : Cloudy / Wet

Brands Hatch Indy
Circuit Length = 1.2079 miles
Start: 14:28 Flag 14:40 End: 14:41

BMCRC - MRO Championships 2020 - Rnd 1 @ Brands Hatch Indy

DFDS Seaways Yamaha Past Masters

RACE 9 - SECTOR ANALYSIS



SECTOR 1 = FL to I1, SECTOR 2 = I1 to FL, DIFF = Difference To Personal Best Lap, P = Crossed Finish Line in Pit Lane, D = Time Disallowed

P13 16		Martyn WHITE		Yamaha RD350YPVS - Taymar		
IDEAL LAP TIME : 1:09.458		BEST LAP TIME : 1:09.498		DIFFERENCE : 0.040		
LAP	SECTOR 1	SECTOR 2	LAP TIME	MPH	DIFF	TIME OF DAY
1 -		28.141	1:16.895	56.55	7.397	14:29:33.532
2 -	41.767	27.783	1:09.550 (2)	62.52	0.052	14:30:43.082
3 -	41.971	28.537	1:10.508	61.67	1.010	14:31:53.590
4 -	41.959	28.070	1:10.029 (3)	62.09	0.531	14:33:03.619
5 -	42.644	28.145	1:10.789	61.43	1.291	14:34:14.408
6 -	43.760	28.662	1:12.422	60.04	2.924	14:35:26.830
7 -	42.725	28.504	1:11.229	61.05	1.731	14:36:38.059
8 -	44.153	28.359	1:12.512	59.97	3.014	14:37:50.571
9 -	42.723	28.222	1:10.945	61.29	1.447	14:39:01.516
10 -	42.429	28.248	1:10.677	61.52	1.179	14:40:12.193
11 -	41.807	27.691	1:09.498 (1)	62.57		14:41:21.691

P14 33 C		Kieran LEWIS		Yamaha TZR250 - Controls For Doors Ltd/ G Force Motorcycles		
IDEAL LAP TIME : 1:09.088		BEST LAP TIME : 1:09.403		DIFFERENCE : 0.315		
LAP	SECTOR 1	SECTOR 2	LAP TIME	MPH	DIFF	TIME OF DAY
1 -		29.063	1:20.379	54.10	10.976	14:29:37.016
2 -	42.194	27.405	1:09.599 (2)	62.48	0.196	14:30:46.615
3 -	41.683	27.720	1:09.403 (1)	62.65		14:31:56.018
4 -	42.536	27.795	1:10.331 (3)	61.83	0.928	14:33:06.349
5 -	42.622	28.331	1:10.953	61.28	1.550	14:34:17.302
6 -	42.855	28.048	1:10.903	61.33	1.500	14:35:28.205
7 -	44.297	28.083	1:12.380	60.08	2.977	14:36:40.585
8 -	43.507	29.027	1:12.534	59.95	3.131	14:37:53.119
9 -	43.410	28.042	1:11.452	60.86	2.049	14:39:04.571
10 -	42.833	27.936	1:10.769	61.44	1.366	14:40:15.340
11 -	42.938	27.993	1:10.931	61.30	1.528	14:41:26.271

P15 100 R		Robert RICHARDSON		Yamaha TZR 250 - www.ypmrc.co.uk		
IDEAL LAP TIME : 1:09.391		BEST LAP TIME : 1:09.747		DIFFERENCE : 0.356		
LAP	SECTOR 1	SECTOR 2	LAP TIME	MPH	DIFF	TIME OF DAY
1 -		29.119	1:22.417	52.76	12.670	14:29:39.054
2 -	44.199	29.473	1:13.672	59.02	3.925	14:30:52.726
3 -	43.471	28.691	1:12.162	60.26	2.415	14:32:04.888
4 -	43.824	28.734	1:12.558	59.93	2.811	14:33:17.446
5 -	42.728	28.190	1:10.918	61.31	1.171	14:34:28.364
6 -	41.814	27.933	1:09.747 (1)	62.34		14:35:38.111
7 -	42.701	27.993	1:10.694	61.51	0.947	14:36:48.805
8 -	42.668	27.577	1:10.245 (3)	61.90	0.498	14:37:59.050
9 -	42.795	27.583	1:10.378	61.78	0.631	14:39:09.428
10 -	42.409	27.650	1:10.059 (2)	62.07	0.312	14:40:19.487
11 -	42.545	27.979	1:10.524	61.66	0.777	14:41:30.011

P16 46 C		Kevin MARSHALL		Yamaha TZR250 -		
IDEAL LAP TIME : 1:10.666		BEST LAP TIME : 1:10.666		DIFFERENCE : 0.000		
LAP	SECTOR 1	SECTOR 2	LAP TIME	MPH	DIFF	TIME OF DAY
1 -		29.064	1:19.674	54.57	9.008	14:29:36.311
2 -	44.252	28.483	1:12.735	59.78	2.069	14:30:49.046
3 -	44.335	29.116	1:13.451	59.20	2.785	14:32:02.497
4 -	44.453	29.349	1:13.802	58.92	3.136	14:33:16.299
5 -	43.639	28.812	1:12.451	60.02	1.785	14:34:28.750
6 -	44.869	28.829	1:13.698	59.00	3.032	14:35:42.448
7 -	43.435	28.342	1:11.777	60.58	1.111	14:36:54.225
8 -	43.192	28.432	1:11.624	60.71	0.958	14:38:05.849
9 -	43.073	28.187	1:11.260 (2)	61.02	0.594	14:39:17.109
10 -	43.271	28.193	1:11.464 (3)	60.85	0.798	14:40:28.573
11 -	42.598	28.068	1:10.666 (1)	61.53		14:41:39.239

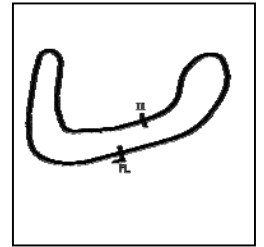
Weather / Track : Cloudy / Wet

Brands Hatch Indy
Circuit Length = 1.2079 miles
Start: 14:28 Flag 14:40 End: 14:41

BMCRC - MRO Championships 2020 - Rnd 1 @ Brands Hatch Indy

DFDS Seaways Yamaha Past Masters

RACE 9 - SECTOR ANALYSIS



SECTOR 1 = FL to I1, SECTOR 2 = I1 to FL, DIFF = Difference To Personal Best Lap, P = Crossed Finish Line in Pit Lane, D = Time Disallowed

P17 17 R Dan MILES		Yamaha TZR 250 -				
IDEAL LAP TIME : 1:10.788		BEST LAP TIME : 1:11.158		DIFFERENCE : 0.370		
LAP	SECTOR 1	SECTOR 2	LAP TIME	MPH	DIFF	TIME OF DAY
1 -		29.055	1:20.167	54.24	9.009	14:29:36.804
2 -	44.352	28.471	1:12.823	59.71	1.665	14:30:49.627
3 -	44.176	28.884	1:13.060	59.52	1.902	14:32:02.687
4 -	44.604	29.553	1:14.157	58.64	2.999	14:33:16.844
5 -	44.567	28.040	1:12.607	59.89	1.449	14:34:29.451
6 -	44.441	28.735	1:13.176	59.42	2.018	14:35:42.627
7 -	44.054	27.966	1:12.020	60.38	0.862	14:36:54.647
8 -	44.089	28.517	1:12.606	59.89	1.448	14:38:07.253
9 -	42.958	28.225	1:11.183 (2)	61.09	0.025	14:39:18.436
10 -	43.328	27.830	1:11.158 (1)	61.11		14:40:29.594
11 -	43.361	28.632	1:11.993 (3)	60.40	0.835	14:41:41.587

P18 67 Mark BAILEY		Yamaha TZR250 - Gforce motorcycles				
IDEAL LAP TIME : 1:12.658		BEST LAP TIME : 1:13.019		DIFFERENCE : 0.361		
LAP	SECTOR 1	SECTOR 2	LAP TIME	MPH	DIFF	TIME OF DAY
1 -		29.312	1:21.892	53.10	8.873	14:29:38.529
2 -	44.613	28.406	1:13.019 (1)	59.55		14:30:51.548
3 -	44.252	28.783	1:13.035 (2)	59.54	0.016	14:32:04.583
4 -	45.571	28.790	1:14.361 (3)	58.47	1.342	14:33:18.944
5 -	45.331	29.527	1:14.858	58.09	1.839	14:34:33.802

P19 88 R Ian O'FLAHERTY		Yamaha TZR250 -				
IDEAL LAP TIME : 1:21.174		BEST LAP TIME : 1:22.148		DIFFERENCE : 0.974		
LAP	SECTOR 1	SECTOR 2	LAP TIME	MPH	DIFF	TIME OF DAY
1 -		33.097	1:33.554	46.48	11.406	14:29:50.191
2 -	50.746	31.402	1:22.148 (1)	52.93		14:31:12.339

BMCRC - MRO Championships 2020 - Rnd 1 @ Brands Hatch Indy

DFDS Seaways Yamaha Past Masters

RACE 9 - BEST SECTORS

SECTOR 1			SECTOR 2			IDEAL / BEST COMPARISON						
POS	NO	NAME	TIME	NO	NAME	TIME	POS	NO	NAME	IDEAL	BEST	DIFF
									PERFECT LAP	59.900		
1	24	CARSON	36.213	24	CARSON	23.687	1	24	CARSON	59.900	59.900	0.000
2	81	GRANT	36.973	81	GRANT	24.088	2	81	GRANT	1:01.061	1:01.238	0.177
3	57	MOOK	37.098	70	BURSCOUGH	24.821	3	57	MOOK	1:02.034	1:02.652	0.618
4	15	PERKINS	37.635	57	MOOK	24.936	4	70	BURSCOUGH	1:02.688	1:02.844	0.156
5	70	BURSCOUGH	37.867	101	DAVIES	24.938	5	15	PERKINS	1:02.843	1:03.027	0.184
6	27	HAYWARD	37.961	26	LEE	24.988	6	27	HAYWARD	1:03.204	1:03.393	0.189
7	26	LEE	38.256	7	MOORE	25.101	7	26	LEE	1:03.244	1:03.244	0.000
8	74	WHITBY	38.280	74	WHITBY	25.129	8	74	WHITBY	1:03.409	1:03.834	0.425
9	8	BALL	38.543	15	PERKINS	25.208	9	101	DAVIES	1:03.987	1:04.272	0.285
10	60	GOUGH	38.742	27	HAYWARD	25.243	10	8	BALL	1:04.044	1:04.049	0.005
11	101	DAVIES	39.049	60	GOUGH	25.450	11	60	GOUGH	1:04.192	1:04.653	0.461
12	7	MOORE	39.378	8	BALL	25.501	12	7	MOORE	1:04.479	1:04.927	0.448
13	33	LEWIS	41.683	33	LEWIS	27.405	13	33	LEWIS	1:09.088	1:09.403	0.315
14	16	WHITE	41.767	100	RICHARDSON	27.577	14	100	RICHARDSON	1:09.391	1:09.747	0.356
15	100	RICHARDSON	41.814	16	WHITE	27.691	15	16	WHITE	1:09.458	1:09.498	0.040
16	46	MARSHALL	42.598	17	MILES	27.830	16	46	MARSHALL	1:10.666	1:10.666	0.000
17	17	MILES	42.958	46	MARSHALL	28.068	17	17	MILES	1:10.788	1:11.158	0.370
18	67	BAILEY	44.252	67	BAILEY	28.406	18	67	BAILEY	1:12.658	1:13.019	0.361
19	88	O'FLAHERTY	49.772	88	O'FLAHERTY	31.402	19	88	O'FLAHERTY	1:21.174	1:22.148	0.974

Weather / Track : Cloudy / Wet

Results can be found at www.tsl-timing.com

Brands Hatch Indy
Circuit Length = 1.2079 miles
Start: 14:28 Flag 14:40 End: 14:41

Printed - 14:42 Sunday, 08 March 2020

BMCRC - MRO Championships 2020 - Rnd 1 @ Brands Hatch Indy

DFDS Seaways Yamaha Past Masters

RACE 9 - STATISTICS

Competitors Started 19
Planned Start 2020-03-08 @ 13:40:00.000
Actual Start 2020-03-08 @ 14:28:16.637
Finish Time 2020-03-08 @ 14:40:43.007
Track Length 1.2079mi.
Total Laps 206
Total Distance Covered 248.8367mi.

Session Fastest Lap History

NO	CL	NAME	LAP TIME	TIME OF DAY	LAP	VEHICLE
24		Scott CARSON	1:02.170	14:30:26.929	2	Yamaha TZR250
81		Scott GRANT	1:02.116	14:30:27.228	2	Yamaha TZR250
24		Scott CARSON	1:00.610	14:31:27.539	3	Yamaha TZR250
24		Scott CARSON	59.900	14:40:43.036	12	Yamaha TZR250

Session Leader History

NO	CL	NAME	FROM LAP	LAPS LED	DISTANCE	VEHICLE
24		Scott CARSON	1	12	14.49 miles	Yamaha TZR250

Flag History

TYPE	TIME OF DAY
GREEN	14:28:16.637
FINISH	14:40:43.007

Flag Statistics

TYPE	COUNT	TOTAL LAPS	TOTAL TIME
Green	1	12	13:35.668
Red	0	0	0.000
Safety Car	0	0	0.000
FCY	0	0	0.000

BMCRC - MRO Championships 2020 - Rnd 1 @ Brands Hatch Indy

DFDS Seaways Yamaha Past Masters

RACE 9 - STATISTICS

CLASS :

9 Starters

Fastest Lap History

NO	NAME	LAP TIME	TIME OF DAY	LAP	VEHICLE
24	Scott CARSON	1:02.170	14:30:26.929	2	Yamaha TZR250
81	Scott GRANT	1:02.116	14:30:27.228	2	Yamaha TZR250
24	Scott CARSON	1:00.610	14:31:27.539	3	Yamaha TZR250
24	Scott CARSON	59.900	14:40:43.036	12	Yamaha TZR250

Leader History

NO	NAME	FROM LAP	LAPS LED	DISTANCE	VEHICLE
24	Scott CARSON	1	12	14.49 miles	Yamaha TZR250

BMCRC - MRO Championships 2020 - Rnd 1 @ Brands Hatch Indy

DFDS Seaways Yamaha Past Masters

RACE 9 - STATISTICS

CLASS : C

6 Starters

Fastest Lap History

NO	NAME	LAP TIME	TIME OF DAY	LAP	VEHICLE
15	Billy PERKINS	1:06.062	14:30:34.888	2	Yamaha TZR 250
15	Billy PERKINS	1:05.157	14:31:40.045	3	Yamaha TZR 250
15	Billy PERKINS	1:04.919	14:32:44.964	4	Yamaha TZR 250
27	Richard HAYWARD	1:04.892	14:32:47.561	4	Yamaha TZR250
27	Richard HAYWARD	1:03.892	14:33:51.453	5	Yamaha TZR250
27	Richard HAYWARD	1:03.393	14:39:13.631	10	Yamaha TZR250
15	Billy PERKINS	1:03.027	14:41:20.581	12	Yamaha TZR 250

Leader History

NO	NAME	FROM LAP	LAPS LED	DISTANCE	VEHICLE
15	Billy PERKINS	1	9	10.87 miles	Yamaha TZR 250
27	Richard HAYWARD	10	2	2.41 miles	Yamaha TZR250
15	Billy PERKINS	12	1	1.20 miles	Yamaha TZR 250

BMCRC - MRO Championships 2020 - Rnd 1 @ Brands Hatch Indy

DFDS Seaways Yamaha Past Masters

RACE 9 - STATISTICS

CLASS : R

4 Starters

Fastest Lap History

NO	NAME	LAP TIME	TIME OF DAY	LAP	VEHICLE
26	Damian LEE	1:07.254	14:30:40.579	2	Yamaha TZR250
26	Damian LEE	1:06.619	14:31:47.199	3	Yamaha TZR250
26	Damian LEE	1:06.570	14:32:53.770	4	Yamaha TZR250
26	Damian LEE	1:05.325	14:33:59.095	5	Yamaha TZR250
26	Damian LEE	1:05.241	14:35:04.336	6	Yamaha TZR250
26	Damian LEE	1:04.810	14:36:09.145	7	Yamaha TZR250
26	Damian LEE	1:04.802	14:37:13.947	8	Yamaha TZR250
26	Damian LEE	1:03.997	14:39:23.387	10	Yamaha TZR250
26	Damian LEE	1:03.244	14:41:30.967	12	Yamaha TZR250

Leader History

NO	NAME	FROM LAP	LAPS LED	DISTANCE	VEHICLE
26	Damian LEE	1	12	14.49 miles	Yamaha TZR250

BMCRC - MRO Championships 2020 - Rnd 1 @ Brands Hatch Indy
DFDS Seaways Yamaha Past Masters
RACE 19 - GRID (12 Laps)

ROW 8	24	59	Neil HESMAN	23	3	Alan COOPER	22	92	Derek CRIPPS				
ROW 7		21	0	Paul TOLAND	20	19	Peter BRANTON	19	88	Ian O'FLAHERTY	1:22.148		
ROW 6		18	67	Mark BAILEY	17	17	Dan MILES	16	46	Kevin MARSHALL	1:10.666		
ROW 5				15	100	Robert RICHARDSON	14	16	Martyn WHITE	13	33	Kieran LEWIS	1:09.403
ROW 4		12	7	Peter MOORE	11	60	Daniel GOUGH	10	101	Andrew DAVIES	1:04.272		
ROW 3				9	8	David BALL	8	74	Paul WHITBY	7	27	Richard HAYWARD	1:03.393
ROW 2		6	26	Damian LEE	5	15	Billy PERKINS	4	70	Andrew BURSCOUGH	1:02.844		
ROW 1				3	57	Geoff MOOK	2	81	Scott GRANT	1	24	Scott CARSON	59.900
												Pole	

Brands Hatch Indy
Circuit Length = 1.2079 miles

These results are provisional until the conclusion of any judicial and technical matters.

Clerk Of Course :	Steward :	Timekeeper :

Results can be found at www.tsl-timing.com

Printed - 14:43 Sunday, 08 March 2020



BMCRC - MRO Championships 2020 - Rnd 1 @ Brands Hatch Indy
DFDS Seaways Yamaha Past Masters
RACE 19 - CLASSIFICATION

POS	NO	CL	PIC NAME	ENTRY	LAPS	TIME	GAP	DIFF	MPH	BEST	ON
1	24		1 Scott CARSON	Yamaha TZR250 - Brian Grays Powerbiking,All Eng	9	8:31.299			76.54	55.595	3
2	81		2 Scott GRANT	Yamaha TZR250 - Mum, Dad & Katie	9	8:39.134	7.835	7.835	75.38	55.876	9
3	7		3 Peter MOORE	Yamaha TZR 250 - Station Garage , Isle of Man	9	8:41.604	10.305	2.470	75.03	55.498	7
4	57		4 Geoff MOOK	Yamaha TZR 250 -	9	8:43.394	12.095	1.790	74.77	56.146	8
5	101		5 Andrew DAVIES	Yamaha TZR 250 - GIBSON EXHAUSTS	9	8:45.174	13.875	1.780	74.52	56.586	8
6	70		6 Andrew BURSCOUGH	Yamaha YPVS 350 - Apollo/Merlin/Abbey/Martitaniu	9	8:46.163	14.864	0.989	74.38	57.282	8
7	0		7 Paul TOLAND	Yamaha TZR250 -	9	8:52.465	21.166	6.302	73.50	57.768	8
8	27	C	1 Richard HAYWARD	Yamaha TZR250 - Gforce Motorcycles/Hazel Motor:	9	8:55.574	24.275	3.109	73.07	57.836	4
9	15	C	2 Billy PERKINS	Yamaha TZR 250 - T.w fuggle & son / Windsor food	9	9:06.824	35.525	11.250	71.57	59.543	8
10	74		8 Paul WHITBY	Yamaha TZR 250 - Greybridge Ltd	9	9:13.084	41.785	6.260	70.76	58.208	9
11	16*		9 Martyn WHITE	Yamaha RD350YPVS - Taymar	9	9:14.397	43.098	1.313	70.59	58.457	4
12	8	C	3 David BALL	Yamaha TZR250 - Gardiner Page and Roe pension	9	9:14.592	43.293	0.195	70.56	59.467	9
13	60	C	4 Daniel GOUGH	Yamaha TZR 250 - G Force Motorcycles	9	9:14.851	43.552	0.259	70.53	59.219	9
14	26	R	1 Damian LEE	Yamaha TZR250 -	9	9:16.064	44.765	1.213	70.38	59.430	9
15	92		10 Derek CRIPPS	Yamaha TZR250 - Kelly Cripps	9	9:20.526	49.227	4.462	69.82	59.803	8
16	33	C	5 Kieran LEWIS	Yamaha TZR250 - Controls For Doors Ltd/ G Force	8	8:46.731	1 Lap	1 Lap	66.04	1:03.531	8
17	67		11 Mark BAILEY	Yamaha TZR250 - Gforce motorcycles	8	8:52.878	1 Lap	6.147	65.28	1:05.119	4
18	100	R	2 Robert RICHARDSON	Yamaha TZR 250 - www.ypmrc.co.uk	8	9:33.630	1 Lap	40.752	60.64	1:10.151	4

NOT CLASSIFIED

DNF	17	R	Dan MILES	Yamaha TZR 250 -	4	4:31.756	5 Laps	4 Laps	64.00	1:04.447	4
DNF	19		Peter BRANTON	Yamaha TZR 250 - Exactweld Racing	0						

FASTEST LAP

	7		Peter MOORE	Yamaha TZR 250 - Station Garage , Isle of Man	7	55.498			78.35 mph	126.10 kph	
	27	C	Richard HAYWARD	Yamaha TZR250 - Gforce Motorcycles/Hazel Motor:	4	57.836			75.18 mph	121.00 kph	
	26	R	Damian LEE	Yamaha TZR250 -	9	59.430			73.17 mph	117.75 kph	

* No. 16 - 10 second penalty - yellow flag infringement

Class - 92.5% of Race Speed = 70.79 mph

Class C - 92.5% of Race Speed = 67.58 mph

Class R - 92.5% of Race Speed = 65.10 mph

Brands Hatch Indy

Circuit Length = 1.2079 miles

Start: 17:01 Flag 17:09 End: 17:10

Weather / Track : Cloudy / Dry

These results are provisional until the conclusion of any judicial and technical matters.

Clerk Of Course :	Steward :	Timekeeper :

Results can be found at www.tsl-timing.com

Printed - 17:11 Sunday, 08 March 2020



BMCRC - MRO Championships 2020 - Rnd 1 @ Brands Hatch Indy

DFDS Seaways Yamaha Past Masters

RACE 19 - LAP CHART

LAP 1 @ 17:02:05.182

NO	BEHIND	LAP TIME
24		1:01.015
70	1.949	1:02.964
81	2.576	1:03.591
101	3.812	1:04.827
15	5.065	1:06.080
57	5.296	1:06.311
0	5.456	1:06.471
7	7.210	1:08.225
27	7.321	1:08.336
60	7.523	1:08.538
16	7.722	1:08.737
8	8.524	1:09.539
74	8.622	1:09.637
26	9.515	1:10.530
92	9.748	1:10.763
67	12.893	1:13.908
33	13.123	1:14.138
17	14.483	1:15.498
100	16.540	1:17.555

LAP 2 @ 17:03:01.622

NO	BEHIND	LAP TIME
24		56.440
70	3.140	57.631
81	4.273	58.137
101	6.297	58.925
57	6.727	57.871
0	7.268	58.252
7	7.317	56.547
15	9.474	1:00.849
27	9.585	58.704
16	11.075	59.793
60	12.534	1:01.451
8	13.410	1:01.326
74	13.849	1:01.667
92	14.853	1:01.545
26	15.118	1:02.043
67	21.797	1:05.344
33	22.148	1:05.465
17	23.504	1:05.461
100	31.565	1:11.465

LAP 3 @ 17:03:57.217

NO	BEHIND	LAP TIME
24		55.595
70	5.330	57.785
81	5.575	56.897
57	8.398	57.266
7	8.440	56.718
101	8.982	58.280
0	9.800	58.127
27	11.877	57.887
15	13.427	59.548
16	14.133	58.653
60	18.632	1:01.693
8	18.724	1:00.909
74	19.130	1:00.876
92	19.905	1:00.647
26	20.430	1:00.907
67	31.388	1:05.186
33	31.684	1:05.131

Weather / Track : Cloudy / Dry

Results can be found at www.tsl-timing.com

17	34.259	1:06.350
100	47.255	1:11.285

LAP 4 @ 17:04:52.880

NO	BEHIND	LAP TIME
24		55.663
81	7.301	57.389
70	8.021	58.354
7	8.759	55.982
57	9.914	57.179
101	10.940	57.621
0	12.394	58.257
27	14.050	57.836
16	16.927	58.457
15	17.984	1:00.220
8	23.795	1:00.734
74	24.282	1:00.815
60	24.395	1:01.426
92	25.051	1:00.809
26	26.026	1:01.259
67	40.844	1:05.119
33	41.182	1:05.161
17	43.043	1:04.447

LAP 5 @ 17:05:48.637

NO	BEHIND	LAP TIME
24		55.757
100	1 Lap	1:10.151
81	8.459	56.915
70	10.227	57.963
7	10.330	57.328
57	12.313	58.156
101	12.550	57.367
0	14.675	58.038
27	16.365	58.072
16	20.200	59.030
15	22.290	1:00.063
8	29.135	1:01.097
74	29.225	1:00.700
92	30.025	1:00.731
60	30.354	1:01.716
26	30.838	1:00.569
33	50.091	1:04.666
67	51.347	1:06.260

LAP 6 @ 17:06:44.679

NO	BEHIND	LAP TIME
24		56.042
81	9.995	57.578
7	12.195	57.907
70	13.089	58.904
57	13.543	57.272
101	14.337	57.829
0	17.506	58.873
27	19.291	58.968
100	1 Lap	1:10.606
16	23.627	59.469
15	26.692	1:00.444
8	34.188	1:01.095
74	34.256	1:01.073
92	35.097	1:01.114
60	35.167	1:00.855
26	35.981	1:01.185

LAP 7 @ 17:07:41.610

NO	BEHIND	LAP TIME
24		56.931
33	1 Lap	1:04.291
67	1 Lap	1:05.288
81	9.679	56.615
7	10.762	55.498
57	13.470	56.858
70	13.614	57.456
101	14.155	56.749
0	18.668	58.093
27	20.968	58.608
16	27.083	1:00.387
15	29.617	59.856
100	1 Lap	1:10.232
8	37.383	1:00.126
74	37.415	1:00.090
60	38.099	59.863
26	38.923	59.873
92	42.192	1:04.026

LAP 8 @ 17:08:38.286

NO	BEHIND	LAP TIME
24		56.676
33	1 Lap	1:04.348
81	9.139	56.136
7	9.979	55.893
57	12.940	56.146
67	1 Lap	1:05.978
101	14.065	56.586
70	14.220	57.282
0	19.760	57.768
27	22.676	58.384
16	29.854	59.447
15	32.484	59.543
74	40.757	1:00.018
8	41.006	1:00.299
60	41.513	1:00.090
26	42.515	1:00.268
92	45.319	59.803
100	1 Lap	1:10.647

LAP 9 @ 17:09:35.466

NO	BEHIND	LAP TIME
24		57.180
81	7.835	55.876
7	10.305	57.506
57	12.095	56.335
101	13.875	56.990
70	14.864	57.824
33	1 Lap	1:03.531
0	21.166	58.586
67	1 Lap	1:05.795
27	24.275	58.779
16	33.098	1:00.424
15	35.525	1:00.221
74	41.785	58.208
8	43.293	59.467
60	43.552	59.219
26	44.765	59.430
92	49.227	1:01.088
100	1 Lap	1:11.689

Brands Hatch Indy

Circuit Length = 1.2079 miles

Start: 17:01 Flag 17:09 End: 17:10

Printed - 17:11 Sunday, 08 March 2020

BMCRC - MRO Championships 2020 - Rnd 1 @ Brands Hatch Indy

DFDS Seaways Yamaha Past Masters

RACE 19 - SECTOR ANALYSIS



SECTOR 1 = FL to I1, SECTOR 2 = I1 to FL, DIFF = Difference To Personal Best Lap, P = Crossed Finish Line in Pit Lane, D = Time Disallowed

P1 24		Scott CARSON		Yamaha TZR250 - Brian Grays Powerbiking, All England Diamor		
IDEAL LAP TIME : 55.459		BEST LAP TIME : 55.595		DIFFERENCE : 0.136		
LAP	SECTOR 1	SECTOR 2	LAP TIME	MPH	DIFF	TIME OF DAY
1 -		22.776	1:01.015	71.27	5.420	17:02:05.182
2 -	33.631	22.809	56.440	77.04	0.845	17:03:01.622
3 -	33.282	22.313	55.595 (1)	78.21		17:03:57.217
4 -	33.146	22.517	55.663 (2)	78.12	0.068	17:04:52.880
5 -	33.214	22.543	55.757 (3)	77.99	0.162	17:05:48.637
6 -	33.449	22.593	56.042	77.59	0.447	17:06:44.679
7 -	33.811	23.120	56.931	76.38	1.336	17:07:41.610
8 -	33.926	22.750	56.676	76.72	1.081	17:08:38.286
9 -	34.249	22.931	57.180	76.05	1.585	17:09:35.466

P2 81		Scott GRANT		Yamaha TZR250 - Mum, Dad & Katie		
IDEAL LAP TIME : 55.876		BEST LAP TIME : 55.876		DIFFERENCE : 0.000		
LAP	SECTOR 1	SECTOR 2	LAP TIME	MPH	DIFF	TIME OF DAY
1 -		23.722	1:03.591	68.38	7.715	17:02:07.758
2 -	34.741	23.396	58.137	74.79	2.261	17:03:05.895
3 -	33.898	22.999	56.897	76.42	1.021	17:04:02.792
4 -	34.252	23.137	57.389	75.77	1.513	17:05:00.181
5 -	33.679	23.236	56.915	76.40	1.039	17:05:57.096
6 -	34.409	23.169	57.578	75.52	1.702	17:06:54.674
7 -	33.537	23.078	56.615 (3)	76.81	0.739	17:07:51.289
8 -	33.331	22.805	56.136 (2)	77.46	0.260	17:08:47.425
9 -	33.173	22.703	55.876 (1)	77.82		17:09:43.301

P3 7		Peter MOORE		Yamaha TZR 250 - Station Garage , Isle of Man		
IDEAL LAP TIME : 55.403		BEST LAP TIME : 55.498		DIFFERENCE : 0.095		
LAP	SECTOR 1	SECTOR 2	LAP TIME	MPH	DIFF	TIME OF DAY
1 -		24.466	1:08.225	63.73	12.727	17:02:12.392
2 -	34.108	22.439	56.547	76.90	1.049	17:03:08.939
3 -	33.606	23.112	56.718	76.67	1.220	17:04:05.657
4 -	33.620	22.362	55.982 (3)	77.67	0.484	17:05:01.639
5 -	34.123	23.205	57.328	75.85	1.830	17:05:58.967
6 -	35.470	22.437	57.907	75.09	2.409	17:06:56.874
7 -	33.097	22.401	55.498 (1)	78.35		17:07:52.372
8 -	33.041	22.852	55.893 (2)	77.80	0.395	17:08:48.265
9 -	34.265	23.241	57.506	75.62	2.008	17:09:45.771

P4 57		Geoff MOOK		Yamaha TZR 250 -		
IDEAL LAP TIME : 56.146		BEST LAP TIME : 56.146		DIFFERENCE : 0.000		
LAP	SECTOR 1	SECTOR 2	LAP TIME	MPH	DIFF	TIME OF DAY
1 -		23.945	1:06.311	65.57	10.165	17:02:10.478
2 -	34.324	23.547	57.871	75.14	1.725	17:03:08.349
3 -	33.963	23.303	57.266	75.93	1.120	17:04:05.615
4 -	33.797	23.382	57.179	76.05	1.033	17:05:02.794
5 -	34.475	23.681	58.156	74.77	2.010	17:06:00.950
6 -	34.150	23.122	57.272	75.92	1.126	17:06:58.222
7 -	33.814	23.044	56.858 (3)	76.48	0.712	17:07:55.080
8 -	33.189	22.957	56.146 (1)	77.45		17:08:51.226
9 -	33.190	23.145	56.335 (2)	77.19	0.189	17:09:47.561

Weather / Track : Cloudy / Dry

Brands Hatch Indy
Circuit Length = 1.2079 miles
Start: 17:01 Flag 17:09 End: 17:10

BMCRC - MRO Championships 2020 - Rnd 1 @ Brands Hatch Indy

DFDS Seaways Yamaha Past Masters

RACE 19 - SECTOR ANALYSIS



SECTOR 1 = FL to I1, SECTOR 2 = I1 to FL, DIFF = Difference To Personal Best Lap, P = Crossed Finish Line in Pit Lane, D = Time Disallowed

P5 101		Andrew DAVIES		Yamaha TZR 250 - GIBSON EXHAUSTS		
IDEAL LAP TIME : 56.586		BEST LAP TIME : 56.586		DIFFERENCE : 0.000		
LAP	SECTOR 1	SECTOR 2	LAP TIME	MPH	DIFF	TIME OF DAY
1 -		24.126	1:04.827	67.07	8.241	17:02:08.994
2 -	35.547	23.378	58.925	73.79	2.339	17:03:07.919
3 -	34.726	23.554	58.280	74.61	1.694	17:04:06.199
4 -	34.352	23.269	57.621	75.46	1.035	17:05:03.820
5 -	34.614	22.753	57.367	75.80	0.781	17:06:01.187
6 -	34.954	22.875	57.829	75.19	1.243	17:06:59.016
7 -	33.907	22.842	56.749 (2)	76.62	0.163	17:07:55.765
8 -	33.861	22.725	56.586 (1)	76.84		17:08:52.351
9 -	34.146	22.844	56.990 (3)	76.30	0.404	17:09:49.341

P6 70		Andrew BURSCOUGH		Yamaha YPVS 350 - Apollo/Merlin/Abbey/Martitanium		
IDEAL LAP TIME : 57.087		BEST LAP TIME : 57.282		DIFFERENCE : 0.195		
LAP	SECTOR 1	SECTOR 2	LAP TIME	MPH	DIFF	TIME OF DAY
1 -		23.213	1:02.964	69.06	5.682	17:02:07.131
2 -	34.335	23.296	57.631 (3)	75.45	0.349	17:03:04.762
3 -	34.188	23.597	57.785	75.25	0.503	17:04:02.547
4 -	34.735	23.619	58.354	74.52	1.072	17:05:00.901
5 -	34.637	23.326	57.963	75.02	0.681	17:05:58.864
6 -	35.725	23.179	58.904	73.82	1.622	17:06:57.768
7 -	34.436	23.020	57.456 (2)	75.68	0.174	17:07:55.224
8 -	34.067	23.215	57.282 (1)	75.91		17:08:52.506
9 -	34.367	23.457	57.824	75.20	0.542	17:09:50.330

P7 0		Paul TOLAND		Yamaha TZR250 -		
IDEAL LAP TIME : 57.768		BEST LAP TIME : 57.768		DIFFERENCE : 0.000		
LAP	SECTOR 1	SECTOR 2	LAP TIME	MPH	DIFF	TIME OF DAY
1 -		23.895	1:06.471	65.42	8.703	17:02:10.638
2 -	34.804	23.448	58.252	74.65	0.484	17:03:08.890
3 -	34.572	23.555	58.127	74.81	0.359	17:04:07.017
4 -	34.691	23.566	58.257	74.64	0.489	17:05:05.274
5 -	34.429	23.609	58.038 (2)	74.92	0.270	17:06:03.312
6 -	34.718	24.155	58.873	73.86	1.105	17:07:02.185
7 -	34.597	23.496	58.093 (3)	74.85	0.325	17:08:00.278
8 -	34.355	23.413	57.768 (1)	75.27		17:08:58.046
9 -	34.530	24.056	58.586	74.22	0.818	17:09:56.632

P8 27 C		Richard HAYWARD		Yamaha TZR250 - Gforce Motorcycles/Hazel Motors		
IDEAL LAP TIME : 57.583		BEST LAP TIME : 57.836		DIFFERENCE : 0.253		
LAP	SECTOR 1	SECTOR 2	LAP TIME	MPH	DIFF	TIME OF DAY
1 -		24.878	1:08.336	63.63	10.500	17:02:12.503
2 -	34.894	23.810	58.704	74.07	0.868	17:03:11.207
3 -	34.500	23.387	57.887 (2)	75.12	0.051	17:04:09.094
4 -	34.493	23.343	57.836 (1)	75.18		17:05:06.930
5 -	34.982	23.090	58.072 (3)	74.88	0.236	17:06:05.002
6 -	35.120	23.848	58.968	73.74	1.132	17:07:03.970
7 -	35.206	23.402	58.608	74.19	0.772	17:08:02.578
8 -	34.915	23.469	58.384	74.48	0.548	17:09:00.962
9 -	35.332	23.447	58.779	73.98	0.943	17:09:59.741

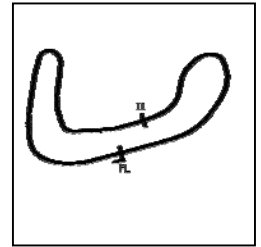
Weather / Track : Cloudy / Dry

Brands Hatch Indy
Circuit Length = 1.2079 miles
Start: 17:01 Flag 17:09 End: 17:10

BMCRC - MRO Championships 2020 - Rnd 1 @ Brands Hatch Indy

DFDS Seaways Yamaha Past Masters

RACE 19 - SECTOR ANALYSIS



SECTOR 1 = FL to I1, SECTOR 2 = I1 to FL, DIFF = Difference To Personal Best Lap, P = Crossed Finish Line in Pit Lane, D = Time Disallowed

P9 15 C		Billy PERKINS		Yamaha TZR 250 - T.w fuggle & son / Windsor food machinery		
IDEAL LAP TIME : 59.457		BEST LAP TIME : 59.543		DIFFERENCE : 0.086		
LAP	SECTOR 1	SECTOR 2	LAP TIME	MPH	DIFF	TIME OF DAY
1 -		24.887	1:06.080	65.80	6.537	17:02:10.247
2 -	36.552	24.297	1:00.849	71.46	1.306	17:03:11.096
3 -	35.477	24.071	59.548 (2)	73.02	0.005	17:04:10.644
4 -	35.842	24.378	1:00.220	72.21	0.677	17:05:10.864
5 -	35.917	24.146	1:00.063	72.40	0.520	17:06:10.927
6 -	36.343	24.101	1:00.444	71.94	0.901	17:07:11.371
7 -	35.784	24.072	59.856 (3)	72.65	0.313	17:08:11.227
8 -	35.563	23.980	59.543 (1)	73.03		17:09:10.770
9 -	35.779	24.442	1:00.221	72.21	0.678	17:10:10.991

P10 74		Paul WHITBY		Yamaha TZR 250 - Greybridge Ltd		
IDEAL LAP TIME : 58.208		BEST LAP TIME : 58.208		DIFFERENCE : 0.000		
LAP	SECTOR 1	SECTOR 2	LAP TIME	MPH	DIFF	TIME OF DAY
1 -		24.959	1:09.637	62.44	11.429	17:02:13.804
2 -	37.051	24.616	1:01.667	70.51	3.459	17:03:15.471
3 -	35.905	24.971	1:00.876	71.43	2.668	17:04:16.347
4 -	36.382	24.433	1:00.815	71.50	2.607	17:05:17.162
5 -	36.173	24.527	1:00.700	71.64	2.492	17:06:17.862
6 -	36.488	24.585	1:01.073	71.20	2.865	17:07:18.935
7 -	36.261	23.829	1:00.090 (3)	72.36	1.882	17:08:19.025
8 -	35.867	24.151	1:00.018 (2)	72.45	1.810	17:09:19.043
9 -	34.769	23.439	58.208 (1)	74.70		17:10:17.251

P11 16		Martyn WHITE		Yamaha RD350YPVS - Taymar		
IDEAL LAP TIME : 58.457		BEST LAP TIME : 58.457		DIFFERENCE : 0.000		
LAP	SECTOR 1	SECTOR 2	LAP TIME	MPH	DIFF	TIME OF DAY
1 -		24.805	1:08.737	63.26	10.280	17:02:12.904
2 -	35.952	23.841	59.793	72.72	1.336	17:03:12.697
3 -	35.157	23.496	58.653 (2)	74.14	0.196	17:04:11.350
4 -	35.070	23.387	58.457 (1)	74.38		17:05:09.807
5 -	35.478	23.552	59.030 (3)	73.66	0.573	17:06:08.837
6 -	35.982	23.487	59.469	73.12	1.012	17:07:08.306
7 -	36.678	23.709	1:00.387	72.01	1.930	17:08:08.693
8 -	35.538	23.909	59.447	73.15	0.990	17:09:08.140
9 -	36.322	24.102	1:00.424	71.96	1.967	17:10:08.564

P12 8 C		David BALL		Yamaha TZR250 - Gardiner Page and Roe pension consultants		
IDEAL LAP TIME : 59.458		BEST LAP TIME : 59.467		DIFFERENCE : 0.009		
LAP	SECTOR 1	SECTOR 2	LAP TIME	MPH	DIFF	TIME OF DAY
1 -		25.757	1:09.539	62.53	10.072	17:02:13.706
2 -	36.877	24.449	1:01.326	70.90	1.859	17:03:15.032
3 -	36.172	24.737	1:00.909	71.39	1.442	17:04:15.941
4 -	36.156	24.578	1:00.734	71.60	1.267	17:05:16.675
5 -	36.450	24.647	1:01.097	71.17	1.630	17:06:17.772
6 -	36.363	24.732	1:01.095	71.17	1.628	17:07:18.867
7 -	35.921	24.205	1:00.126 (2)	72.32	0.659	17:08:18.993
8 -	35.827	24.472	1:00.299 (3)	72.11	0.832	17:09:19.292
9 -	35.253	24.214	59.467 (1)	73.12		17:10:18.759

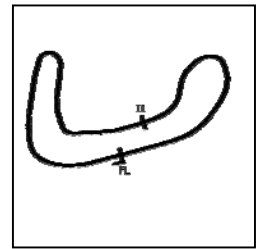
Weather / Track : Cloudy / Dry

Brands Hatch Indy
Circuit Length = 1.2079 miles
Start: 17:01 Flag 17:09 End: 17:10

BMCRC - MRO Championships 2020 - Rnd 1 @ Brands Hatch Indy

DFDS Seaways Yamaha Past Masters

RACE 19 - SECTOR ANALYSIS



SECTOR 1 = FL to I1, SECTOR 2 = I1 to FL, DIFF = Difference To Personal Best Lap, P = Crossed Finish Line in Pit Lane, D = Time Disallowed

P13 60 C Daniel GOUGH		Yamaha TZR 250 - G Force Motorcycles				
IDEAL LAP TIME : 59.119		BEST LAP TIME : 59.219		DIFFERENCE : 0.100		
LAP	SECTOR 1	SECTOR 2	LAP TIME	MPH	DIFF	TIME OF DAY
1 -		25.205	1:08.538	63.44	9.319	17:02:12.705
2 -	36.964	24.487	1:01.451	70.76	2.232	17:03:14.156
3 -	36.889	24.804	1:01.693	70.48	2.474	17:04:15.849
4 -	36.775	24.651	1:01.426	70.79	2.207	17:05:17.275
5 -	36.560	25.156	1:01.716	70.46	2.497	17:06:18.991
6 -	36.749	24.106	1:00.855	71.45	1.636	17:07:19.846
7 -	35.771	24.092	59.863 (2)	72.64	0.644	17:08:19.709
8 -	35.970	24.120	1:00.090 (3)	72.36	0.871	17:09:19.799
9 -	35.027	24.192	59.219 (1)	73.43		17:10:19.018

P14 26 R Damian LEE		Yamaha TZR250 -				
IDEAL LAP TIME : 59.306		BEST LAP TIME : 59.430		DIFFERENCE : 0.124		
LAP	SECTOR 1	SECTOR 2	LAP TIME	MPH	DIFF	TIME OF DAY
1 -		25.881	1:10.530	61.65	11.100	17:02:14.697
2 -	36.638	25.405	1:02.043	70.09	2.613	17:03:16.740
3 -	36.287	24.620	1:00.907	71.39	1.477	17:04:17.647
4 -	36.084	25.175	1:01.259	70.98	1.829	17:05:18.906
5 -	35.762	24.807	1:00.569	71.79	1.139	17:06:19.475
6 -	36.616	24.569	1:01.185	71.07	1.755	17:07:20.660
7 -	35.836	24.037	59.873 (2)	72.63	0.443	17:08:20.533
8 -	35.399	24.869	1:00.268 (3)	72.15	0.838	17:09:20.801
9 -	35.269	24.161	59.430 (1)	73.17		17:10:20.231

P15 92 Derek CRIPPS		Yamaha TZR250 - Kelly Cripps				
IDEAL LAP TIME : 59.639		BEST LAP TIME : 59.803		DIFFERENCE : 0.164		
LAP	SECTOR 1	SECTOR 2	LAP TIME	MPH	DIFF	TIME OF DAY
1 -		25.203	1:10.763	61.45	10.960	17:02:14.930
2 -	36.782	24.763	1:01.545	70.65	1.742	17:03:16.475
3 -	35.511	25.136	1:00.647 (2)	71.70	0.844	17:04:17.122
4 -	35.926	24.883	1:00.809	71.51	1.006	17:05:17.931
5 -	36.483	24.248	1:00.731 (3)	71.60	0.928	17:06:18.662
6 -	35.936	25.178	1:01.114	71.15	1.311	17:07:19.776
7 -	39.174	24.852	1:04.026	67.91	4.223	17:08:23.802
8 -	35.675	24.128	59.803 (1)	72.71		17:09:23.605
9 -	36.258	24.830	1:01.088	71.18	1.285	17:10:24.693

P16 33 C Kieran LEWIS		Yamaha TZR250 - Controls For Doors Ltd/ G Force Motorcycles				
IDEAL LAP TIME : 1:03.531		BEST LAP TIME : 1:03.531		DIFFERENCE : 0.000		
LAP	SECTOR 1	SECTOR 2	LAP TIME	MPH	DIFF	TIME OF DAY
1 -		26.650	1:14.138	58.65	10.607	17:02:18.305
2 -	39.659	25.806	1:05.465	66.42	1.934	17:03:23.770
3 -	38.997	26.134	1:05.131	66.76	1.600	17:04:28.901
4 -	39.320	25.841	1:05.161	66.73	1.630	17:05:34.062
5 -	39.168	25.498	1:04.666	67.24	1.135	17:06:38.728
6 -	38.507	25.784	1:04.291 (2)	67.63	0.760	17:07:43.019
7 -	38.750	25.598	1:04.348 (3)	67.57	0.817	17:08:47.367
8 -	38.165	25.366	1:03.531 (1)	68.44		17:09:50.898

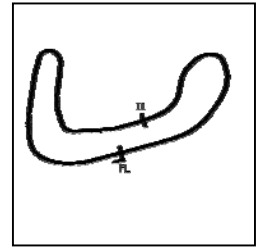
Weather / Track : Cloudy / Dry

Brands Hatch Indy
Circuit Length = 1.2079 miles
Start: 17:01 Flag 17:09 End: 17:10

BMCRC - MRO Championships 2020 - Rnd 1 @ Brands Hatch Indy

DFDS Seaways Yamaha Past Masters

RACE 19 - SECTOR ANALYSIS



SECTOR 1 = FL to I1, SECTOR 2 = I1 to FL, DIFF = Difference To Personal Best Lap, P = Crossed Finish Line in Pit Lane, D = Time Disallowed

P17 67		Mark BAILEY		Yamaha TZR250 - Gforce motorcycles		
IDEAL LAP TIME : 1:04.899		BEST LAP TIME : 1:05.119		DIFFERENCE : 0.220		
LAP	SECTOR 1	SECTOR 2	LAP TIME	MPH	DIFF	TIME OF DAY
1 -		26.813	1:13.908	58.83	8.789	17:02:18.075
2 -	39.181	26.163	1:05.344	66.54	0.225	17:03:23.419
3 -	38.834	26.352	1:05.186 (2)	66.71	0.067	17:04:28.605
4 -	39.054	26.065	1:05.119 (1)	66.77		17:05:33.724
5 -	39.771	26.489	1:06.260	65.62	1.141	17:06:39.984
6 -	39.029	26.259	1:05.288 (3)	66.60	0.169	17:07:45.272
7 -	39.568	26.410	1:05.978	65.90	0.859	17:08:51.250
8 -	39.156	26.639	1:05.795	66.09	0.676	17:09:57.045

P18 100 R		Robert RICHARDSON		Yamaha TZR 250 - www.ypmrc.co.uk		
IDEAL LAP TIME : 1:09.967		BEST LAP TIME : 1:10.151		DIFFERENCE : 0.184		
LAP	SECTOR 1	SECTOR 2	LAP TIME	MPH	DIFF	TIME OF DAY
1 -		27.873	1:17.555	56.07	7.404	17:02:21.722
2 -	42.698	28.767	1:11.465	60.84	1.314	17:03:33.187
3 -	42.668	28.617	1:11.285	61.00	1.134	17:04:44.472
4 -	42.120	28.031	1:10.151 (1)	61.98		17:05:54.623
5 -	42.759	27.847	1:10.606 (3)	61.58	0.455	17:07:05.229
6 -	42.172	28.060	1:10.232 (2)	61.91	0.081	17:08:15.461
7 -	42.304	28.343	1:10.647	61.55	0.496	17:09:26.108
8 -	42.941	28.748	1:11.689	60.65	1.538	17:10:37.797

P19 17 R		Dan MILES		Yamaha TZR 250 -		
IDEAL LAP TIME : 1:04.447		BEST LAP TIME : 1:04.447		DIFFERENCE : 0.000		
LAP	SECTOR 1	SECTOR 2	LAP TIME	MPH	DIFF	TIME OF DAY
1 -		26.700	1:15.498	57.59	11.051	17:02:19.665
2 -	39.499	25.962	1:05.461 (2)	66.43	1.014	17:03:25.126
3 -	39.750	26.600	1:06.350 (3)	65.54	1.903	17:04:31.476
4 -	38.495	25.952	1:04.447 (1)	67.47		17:05:35.923

Weather / Track : Cloudy / Dry

Brands Hatch Indy
Circuit Length = 1.2079 miles
Start: 17:01 Flag 17:09 End: 17:10

BMCRC - MRO Championships 2020 - Rnd 1 @ Brands Hatch Indy

DFDS Seaways Yamaha Past Masters

RACE 19 - BEST SECTORS

SECTOR 1			SECTOR 2			IDEAL / BEST COMPARISON						
POS	NO	NAME	TIME	NO	NAME	TIME	POS	NO	NAME	IDEAL	BEST	DIFF
1	7	MOORE	33.041	24	CARSON	22.313	1	7	MOORE	55.403	55.498	0.095
2	24	CARSON	33.146	7	MOORE	22.362	2	24	CARSON	55.459	55.595	0.136
3	81	GRANT	33.173	81	GRANT	22.703	3	81	GRANT	55.876	55.876	0.000
4	57	MOOK	33.189	101	DAVIES	22.725	4	57	MOOK	56.146	56.146	0.000
5	101	DAVIES	33.861	57	MOOK	22.957	5	101	DAVIES	56.586	56.586	0.000
6	70	BURSCOUGH	34.067	70	BURSCOUGH	23.020	6	70	BURSCOUGH	57.087	57.282	0.195
7	0	TOLAND	34.355	27	HAYWARD	23.090	7	27	HAYWARD	57.583	57.836	0.253
8	27	HAYWARD	34.493	16	WHITE	23.387	8	0	TOLAND	57.768	57.768	0.000
9	74	WHITBY	34.769	0	TOLAND	23.413	9	74	WHITBY	58.208	58.208	0.000
10	60	GOUGH	35.027	74	WHITBY	23.439	10	16	WHITE	58.457	58.457	0.000
11	16	WHITE	35.070	15	PERKINS	23.980	11	60	GOUGH	59.119	59.219	0.100
12	8	BALL	35.253	26	LEE	24.037	12	26	LEE	59.306	59.430	0.124
13	26	LEE	35.269	60	GOUGH	24.092	13	15	PERKINS	59.457	59.543	0.086
14	15	PERKINS	35.477	92	CRIPPS	24.128	14	8	BALL	59.458	59.467	0.009
15	92	CRIPPS	35.511	8	BALL	24.205	15	92	CRIPPS	59.639	59.803	0.164
16	33	LEWIS	38.165	33	LEWIS	25.366	16	33	LEWIS	1:03.531	1:03.531	0.000
17	17	MILES	38.495	17	MILES	25.952	17	17	MILES	1:04.447	1:04.447	0.000
18	67	BAILEY	38.834	67	BAILEY	26.065	18	67	BAILEY	1:04.899	1:05.119	0.220
19	100	RICHARDSON	42.120	100	RICHARDSON	27.847	19	100	RICHARDSON	1:09.967	1:10.151	0.184
20												

Weather / Track : Cloudy / Dry

Results can be found at www.tsl-timing.com

Brands Hatch Indy
Circuit Length = 1.2079 miles
Start: 17:01 Flag 17:09 End: 17:10

Printed - 17:11 Sunday, 08 March 2020

BMCRC - MRO Championships 2020 - Rnd 1 @ Brands Hatch Indy

DFDS Seaways Yamaha Past Masters

RACE 19 - STATISTICS

Competitors Started 20
Planned Start 2020-03-08 @ 17:05:00.000
Actual Start 2020-03-08 @ 17:01:04.166
Finish Time 2020-03-08 @ 17:09:35.465
Track Length 1.2079mi.
Total Laps 163
Total Distance Covered 196.8951mi.

Session Fastest Lap History

NO	CL	NAME	LAP TIME	TIME OF DAY	LAP	VEHICLE
24		Scott CARSON	56.440	17:03:01.650	2	Yamaha TZR250
24		Scott CARSON	55.595	17:03:57.244	3	Yamaha TZR250
7		Peter MOORE	55.498	17:07:52.398	7	Yamaha TZR 250

Session Leader History

NO	CL	NAME	FROM LAP	LAPS LED	DISTANCE	VEHICLE
24		Scott CARSON	1	9	10.87 miles	Yamaha TZR250

Flag History

TYPE	TIME OF DAY
GREEN	17:01:04.166
FINISH	17:09:35.465

Flag Statistics

TYPE	COUNT	TOTAL LAPS	TOTAL TIME
Green	1	9	9:37.318
Red	0	0	0.000
Safety Car	0	0	0.000
FCY	0	0	0.000

BMCRC - MRO Championships 2020 - Rnd 1 @ Brands Hatch Indy

DFDS Seaways Yamaha Past Masters

RACE 19 - STATISTICS

CLASS :

12 Starters

Fastest Lap History

NO	NAME	LAP TIME	TIME OF DAY	LAP	VEHICLE
24	Scott CARSON	56.440	17:03:01.650	2	Yamaha TZR250
24	Scott CARSON	55.595	17:03:57.244	3	Yamaha TZR250
7	Peter MOORE	55.498	17:07:52.398	7	Yamaha TZR 250

Leader History

NO	NAME	FROM LAP	LAPS LED	DISTANCE	VEHICLE
24	Scott CARSON	1	9	10.87 miles	Yamaha TZR250

BMCRC - MRO Championships 2020 - Rnd 1 @ Brands Hatch Indy

DFDS Seaways Yamaha Past Masters

RACE 19 - STATISTICS

CLASS : C

5 Starters

Fastest Lap History

NO	NAME	LAP TIME	TIME OF DAY	LAP	VEHICLE
15	Billy PERKINS	1:00.849	17:03:11.126	2	Yamaha TZR 250
27	Richard HAYWARD	58.704	17:03:11.207	2	Yamaha TZR250
27	Richard HAYWARD	57.887	17:04:09.120	3	Yamaha TZR250
27	Richard HAYWARD	57.836	17:05:06.956	4	Yamaha TZR250

Leader History

NO	NAME	FROM LAP	LAPS LED	DISTANCE	VEHICLE
15	Billy PERKINS	1	2	2.41 miles	Yamaha TZR 250
27	Richard HAYWARD	3	7	8.45 miles	Yamaha TZR250

BMCRC - MRO Championships 2020 - Rnd 1 @ Brands Hatch Indy

DFDS Seaways Yamaha Past Masters

RACE 19 - STATISTICS

CLASS : R

3 Starters

Fastest Lap History

NO	NAME	LAP TIME	TIME OF DAY	LAP	VEHICLE
26	Damian LEE	1:02.043	17:03:16.747	2	Yamaha TZR250
26	Damian LEE	1:00.907	17:04:17.654	3	Yamaha TZR250
26	Damian LEE	1:00.569	17:06:19.482	5	Yamaha TZR250
26	Damian LEE	59.873	17:08:20.541	7	Yamaha TZR250
26	Damian LEE	59.430	17:10:20.239	9	Yamaha TZR250

Leader History

NO	NAME	FROM LAP	LAPS LED	DISTANCE	VEHICLE
26	Damian LEE	1	9	10.87 miles	Yamaha TZR250