BMCRC-MRO CHAMPIONSHIPS 2025

BMCRC-MRO Championships – Round 2

Oulton Park International

4th / 5th April 2025

Timing, Results & Points Provided by Timing Solutions Ltd

www.tsl-timing.com

MRO 600

MRO CLUBMAN 600

DART MOTORSPORT MRO 600, MRO CLUBMAN 600 & MOTO EVO & STREET EVO

BMCRC-MRO Championships – Round 2

Oulton Park International

4th / 5th April 2025

Timing & Results Provided by Timing Solutions Ltd

www.tsl-timing.com

Oulton Park International Circuit

Little Budworth, Tarporley, Cheshire, UK

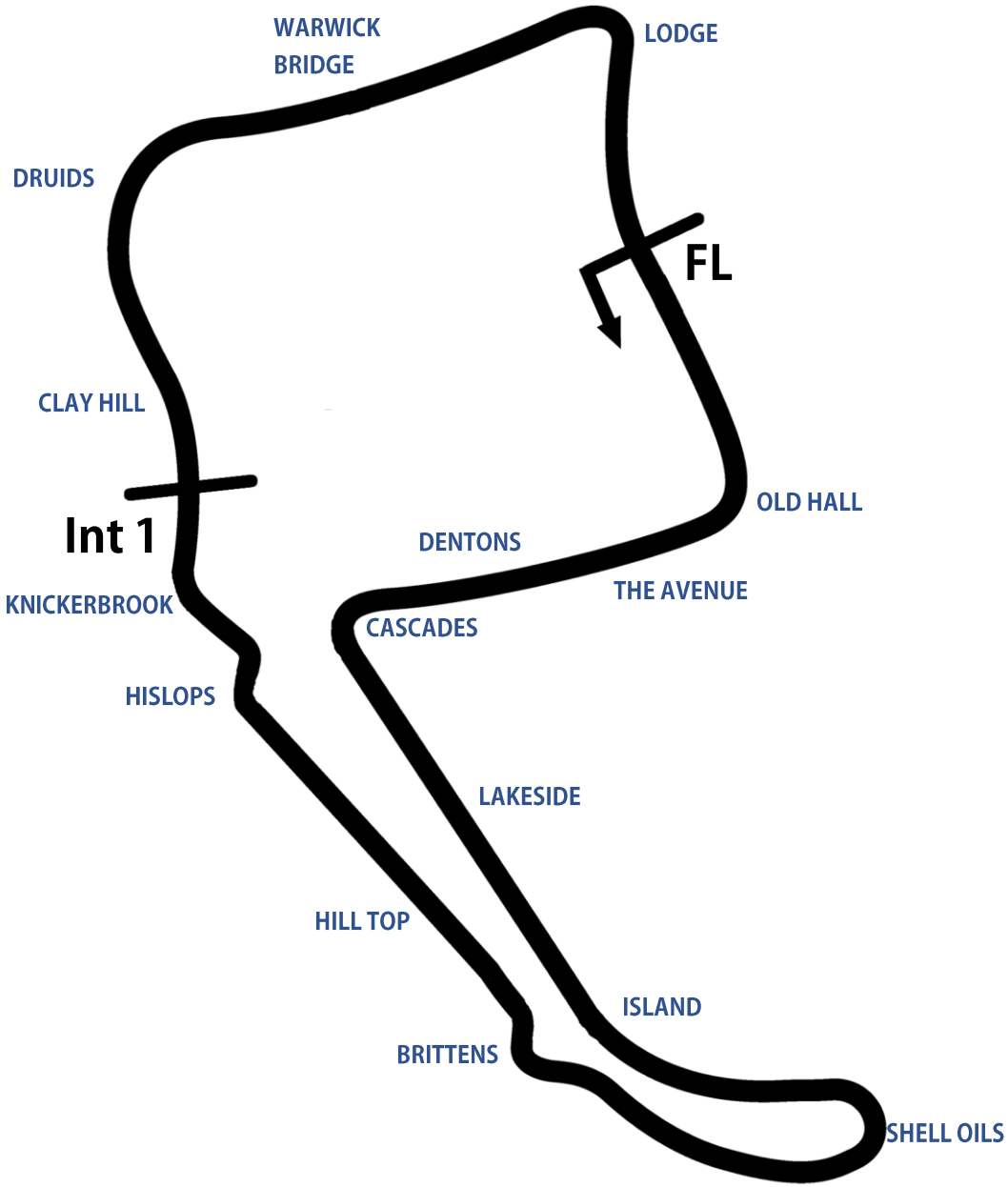

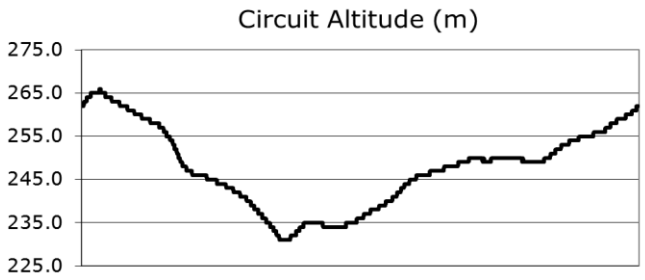

Length	2.6920 miles | 4.332 km | 4332.4m		
FL		53.17997 N	2.61294 W
Int 1	3066m	53.17830 N	2.62040 W
Pit Entry	4314m	53.18011 N	2.61306 W
Pit Exit	180m after FL	53.17836 N	2.61232 W
Pit Entry - Pit Exit	199m, 14.3s @ 50kph, 11.9s @ 60kph		

Results & Live Timing available at – www.tsl-timing.com

Updated - 24/01/2024 11:05

BMCRC-MRO Championships 2025 - Rnd 2 @ Oulton Park Int

DART MRO 600 inc Clubman 600 & GP2/EVO

QUALIFYING - CLASSIFICATION

MRO 600

MRO CLUBMAN 600

POS	NO	CL	PIC	NAME	ENTRY	TIME	ON	LAPS	GAP	DIFF	MPH
1	15		1	Nathan HARRISON	Honda CBR600RR - H&H Motorcycles	1:42.988	9	9			94.10
2	135		2	Zack WESTON	Yamaha R6 - Speedy Freight - NW Racing	1:43.071	4	9	0.083	0.083	94.02
3	212		3	Matt PALLETT	Kawasaki ZX636 - In:timber	1:43.155	4	9	0.167	0.084	93.94
4	141		4	Henry ROSS	Yamaha R6 -	1:43.706	9	9	0.718	0.551	93.44
5	3		5	Joey LAMBDEN	Kawasaki 636 -	1:44.098	6	9	1.110	0.392	93.09
6	164		6	Michael TUSTIN	Yamaha R6 - Keder Greenhouse	1:44.700	8	8	1.712	0.602	92.56
7	440		7	Elijah EVERTON	Kawasaki NINJA 600 -	1:45.017	8	9	2.029	0.317	92.28
8	44		8	James DUTTON	Yamaha R6 - AMR Motorcycles	1:45.461	9	9	2.473	0.444	91.89
9	179		9	James O'MARA	Triumph 675R - BRP Machining Ltd - Alton Compressor	1:45.650	4	5	2.662	0.189	91.73
10	91		10	Sam HIRST	Kawasaki ZX-636 - Team Valley Racing	1:45.681	6	8	2.693	0.031	91.70
11	62		11	Jonathan PERRY	- Gordon Huxley Racing	1:46.134	8	9	3.146	0.453	91.31
12	78		12	Keith POVAH	Yamaha R6 - @crap.sack give us a follow!	1:46.244	8	8	3.256	0.110	91.21
13	910	C	1	Harry GOWER	Triumph DAYTONA 765 - RG Racing	1:46.503	2	3	3.515	0.259	90.99
14	5		13	Luke MACRAE	Triumph - Northlands Fencing/ EPS Pumps	1:46.992	3	8	4.004	0.489	90.57
15	54	C	2	Jake ANDERTON	Yamaha R6 - Hunter Racing	1:47.035	4	7	4.047	0.043	90.54
16	169		14	Gareth CUNNINGHAM	Yamaha R6 -	1:47.170	8	8	4.182	0.135	90.42
17	178	C	3	Paul BLOOMFIELD	Yamaha R6 - Martello transport	1:47.294	4	8	4.306	0.124	90.32
18	32		15	Martin MORRIS	Kawasaki ZX6 - Morris Racing, Obsession Engineering	1:47.307	8	8	4.319	0.013	90.31
19	224		16	Jamie WILSON	Kawasaki ZX6R - Myself	1:47.333	3	9	4.345	0.026	90.29
20	28	C	4	Tom WALKER	Yamaha R6 - TRW Racing	1:47.700	4	7	4.712	0.367	89.98
21	55		17	Aditya BEHAL	Kawasaki ZX6R -	1:47.942	5	6	4.954	0.242	89.78
22	153	C	5	Aaron HICKMOTT	Kawasaki ZX6R - Me, Myself & I	1:48.023	4	9	5.035	0.081	89.71
23	35		18	Kai DICKINSON	Yamaha R6 - Dad	1:48.299	8	8	5.311	0.276	89.48
24	131		19	Duncan BURNS	Kawasaki ZX6R - Wife	1:48.610	3	6	5.622	0.311	89.23
25	22		20	Arran HANDS	Honda CBR600 RR - Queensferry Moto Routes	1:48.689	7	7	5.701	0.079	89.16
26	67	C	6	Edward ANSELL	Triumph 675 - ketchup Racing	1:48.818	2	9	5.830	0.129	89.05
27	48	C	7	Rhys FORREST	Kawasaki 600 -	1:48.979	5	7	5.991	0.161	88.92
28	68		21	Ian ASHBY	TRIUMPH 675 - Clive Wood Triumph	1:49.360	3	8	6.372	0.381	88.61
29	97		22	Alex MANN	Triumph DAYTONA - EB1 Racing	1:49.599	6	8	6.611	0.239	88.42
30	40	C	8	James LORD	Triumph STREET TRIPPLE -	1:51.295	7	8	8.307	1.696	87.07
31	624		23	Matthew FEDRICK	Yamaha R6 - Matthew Fedrick farriers ltd/ Palmer Race	1:51.632	6	7	8.644	0.337	86.81
32	52	C	9	James EGGINTON	Kawasaki ZX6R - Advance Computer Services - www.A	1:51.719	5	6	8.731	0.087	86.74
33	65	C	10	Frank MONTINI	Triumph DAYTONA 675R - Sara Johnson	1:52.906	6	8	9.918	1.187	85.83
34	82		24	Kev ADAMS	Kawasaki ZX6 -	1:53.097	8	8	10.109	0.191	85.69
35	71	C	11	David RANSOME	Yamaha YZF R6 -	1:53.376	8	8	10.388	0.279	85.47
36	85		25	Jack WOLFF	Kawasaki ZX636 - James MZ Racing	1:53.551	3	7	10.563	0.175	85.34
37	115	C	12	Brian MAHER	Yamaha R6 - Spraytech /Espresso Solutions	1:53.634	5	8	10.646	0.083	85.28
38	6	C	13	Gareth FAITH	Kawasaki ZX6R - Sitramoto	1:54.219	3	8	11.231	0.585	84.84
39	84	C	14	George HIGGINS	Yamaha R6 - Aztec Racing	1:54.526	6	8	11.538	0.307	84.62
40	38	C	15	Paul COOMBS	Triumph 675R DAYTONA -	1:54.630	5	8	11.642	0.104	84.54
41	16	C	16	Greg PYMM	Suzuki GSXR600 - Precision Installations, CMR, Grim F	1:58.827	4	5	15.839	4.197	81.55

Weather / Track : Cloudy / Dry

These results are provisional until the conclusion of any judicial and technical matters.

Date: 04/04/2025 Start: 11:15 Finish: 11:30

Oulton Park International: 2.6920 miles

Clerk Of Course:	Timekeeper: Craig Smith	

Results can be found at www.tsl-timing.com

Printed - 11:33 Friday, 04 April 2025

BMCRC-MRO Championships 2025 - Rnd 2 @ Oulton Park Int

DART MRO 600 inc Clubman 600 & GP2/EVO

QUALIFYING - SECTOR ANALYSIS

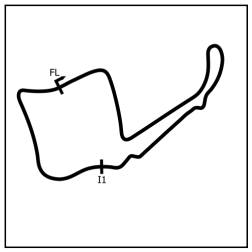

SECTOR 1 = FL to I1, SECTOR 2 = I1 to FL, DIFF = Difference To Personal Best Lap, P = Crossed Finish Line in Pit Lane, D = Time Disallowed

P1 15 Nathan HARRISON Honda CBR600RR - H&H Motorcycles

IDEAL LAP TIME : 1:42.915 BEST LAP TIME : 1:42.988 DIFFERENCE : 0.073

LAP	SECTOR 1	SECTOR 2	LAP TIME	MPH	DIFF	TIME OF DAY
1 -	1:22.736	28.939	1:51.675	86.78	8.687	11:17:46.688
2 -	1:18.304	28.799	1:47.103	90.48	4.115	11:19:33.791
3 -	1:17.424	29.664	1:47.088	90.49	4.100	11:21:20.879
4 -	1:15.624	28.957	1:44.581	92.66	1.593	11:23:05.460
5 -	1:15.563	29.095	1:44.658	92.59	1.670	11:24:50.118
6 -	1:15.021	28.324	1:43.345 **(2)**	93.77	0.357	11:26:33.463
7 -	1:15.510	28.417	1:43.927	93.25	0.939	11:28:17.390
8 -	1:15.226	***28.210***	1:43.436 **(3)**	93.69	0.448	11:30:00.826
9 -	***1:14.705***	28.283	***1:42.988*** **(1)**	***94.10***		***11:31:43.814***

P2 135 Zack WESTON Yamaha R6 - Speedy Freight - NW Racing

IDEAL LAP TIME : 1:42.843 BEST LAP TIME : 1:43.071 DIFFERENCE : 0.228

LAP	SECTOR 1	SECTOR 2	LAP TIME	MPH	DIFF	TIME OF DAY
1 -	1:20.146	28.369	1:48.515	89.30	5.444	11:17:15.234
2 -	1:16.258	28.647	1:44.905	92.38	1.834	11:19:00.139
3 -	1:17.732	28.543	1:46.275	91.19	3.204	11:20:46.414
4 -	1:15.108	***27.963***	***1:43.071*** **(1)**	***94.02***		***11:22:29.485***
5 -	1:16.994	28.452	1:45.446	91.90	2.375	11:24:14.931
6 -	1:15.941	28.386	1:44.327	92.89	1.256	11:25:59.258
7 -	***1:14.880***	28.531	1:43.411 **(3)**	93.71	0.340	11:27:42.669
8 -	1:15.415	28.168	1:43.583	93.56	0.512	11:29:26.252
9 -	1:15.114	28.130	1:43.244 **(2)**	93.86	0.173	11:31:09.496

P3 212 Matt PALLETT Kawasaki ZX636 - In:timber

IDEAL LAP TIME : 1:43.155 BEST LAP TIME : 1:43.155 DIFFERENCE : 0.000

LAP	SECTOR 1	SECTOR 2	LAP TIME	MPH	DIFF	TIME OF DAY
1 -	1:20.552	29.167	1:49.719	88.32	6.564	11:17:17.543
2 -	1:16.419	28.344	1:44.763 **(3)**	92.50	1.608	11:19:02.306
3 -	1:16.264	28.779	1:45.043	92.26	1.888	11:20:47.349
4 -	***1:15.122***	***28.033***	***1:43.155*** **(1)**	***93.94***		***11:22:30.504***
5 -	1:16.165	29.138	1:45.303	92.03	2.148	11:24:15.807
6 -	1:16.083	28.683	1:44.766	92.50	1.611	11:26:00.573
7 -	1:16.369	28.509	1:44.878	92.40	1.723	11:27:45.451
8 -	1:15.884	28.848	1:44.732 **(2)**	92.53	1.577	11:29:30.183
9 -	1:17.565	29.146	1:46.711	90.81	3.556	11:31:16.894

P4 141 Henry ROSS Yamaha R6 -

IDEAL LAP TIME : 1:43.706 BEST LAP TIME : 1:43.706 DIFFERENCE : 0.000

LAP	SECTOR 1	SECTOR 2	LAP TIME	MPH	DIFF	TIME OF DAY
1 -	1:22.163	29.588	1:51.751	86.72	8.045	11:17:40.760
2 -	1:17.109	29.383	1:46.492	91.00	2.786	11:19:27.252
3 -	1:18.095	29.311	1:47.406	90.23	3.700	11:21:14.658
4 -	1:21.050	29.454	1:50.504	87.70	6.798	11:23:05.162
5 -	1:15.600	29.540	1:45.140	92.17	1.434	11:24:50.302
6 -	1:15.485	28.318	1:43.803 **(2)**	93.36	0.097	11:26:34.105
7 -	1:15.448	28.511	1:43.959 **(3)**	93.22	0.253	11:28:18.064
8 -	1:15.509	28.721	1:44.230	92.97	0.524	11:30:02.294
9 -	***1:15.416***	***28.290***	***1:43.706*** **(1)**	***93.44***		***11:31:46.000***

Weather / Track : Cloudy / Dry

Oulton Park International: 2.6920 miles
Date: 04/04/2025 Start: 11:15 Finish: 11:30

BMCRC-MRO Championships 2025 - Rnd 2 @ Oulton Park Int

DART MRO 600 inc Clubman 600 & GP2/EVO

QUALIFYING - SECTOR ANALYSIS

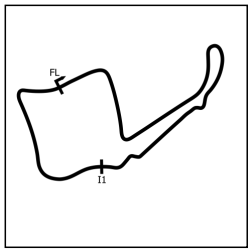

SECTOR 1 = FL to I1, SECTOR 2 = I1 to FL, DIFF = Difference To Personal Best Lap, P = Crossed Finish Line in Pit Lane, D = Time Disallowed

P5 3 Joey LAMBDEN Kawasaki 636 -

IDEAL LAP TIME : 1:43.994 BEST LAP TIME : 1:44.098 DIFFERENCE : 0.104

LAP	SECTOR 1	SECTOR 2	LAP TIME		MPH	DIFF	TIME OF DAY
1 -	1:19.048	29.260	1:48.308		89.47	4.210	11:16:55.948
2 -	1:15.662	***28.603***	1:44.265	**(2)**	92.94	0.167	11:18:40.213
3 -	1:18.569	29.723	1:48.292		89.49	4.194	11:20:28.505
4 -	1:15.804	29.230	1:45.034		92.26	0.936	11:22:13.539
5 -	1:18.209	29.383	1:47.592		90.07	3.494	11:24:01.131
6 -	***1:15.391***	28.707	***1:44.098***	**(1)**	***93.09***		***11:25:45.229***
7 -	1:19.142	29.789	1:48.931		88.96	4.833	11:27:34.160
8 -	1:15.563	28.799	1:44.362	**(3)**	92.86	0.264	11:29:18.522
9 -	1:19.023	IN PIT	1:55.283	**P**	84.06	11.185	11:31:13.805

P6 164 Michael TUSTIN Yamaha R6 - Keder Greenhouse

IDEAL LAP TIME : 1:44.427 BEST LAP TIME : 1:44.700 DIFFERENCE : 0.273

LAP	SECTOR 1	SECTOR 2	LAP TIME		MPH	DIFF	TIME OF DAY
1 -	1:21.455	29.291	1:50.746		87.50	6.046	11:18:08.857
2 -	1:16.597	29.144	1:45.741		91.65	1.041	11:19:54.598
3 -	1:16.465	28.729	1:45.194	**(2)**	92.12	0.494	11:21:39.792
4 -	1:16.863	***28.527***	1:45.390		91.95	0.690	11:23:25.182
5 -	1:18.518	29.635	1:48.153		89.60	3.453	11:25:13.335
6 -	1:18.773	28.836	1:47.609		90.06	2.909	11:27:00.944
7 -	1:16.393	28.937	1:45.330	**(3)**	92.00	0.630	11:28:46.274
8 -	***1:15.900***	28.800	***1:44.700***	**(1)**	***92.56***		***11:30:30.974***

P7 440 Elijah EVERTON Kawasaki NINJA 600 -

IDEAL LAP TIME : 1:45.017 BEST LAP TIME : 1:45.017 DIFFERENCE : 0.000

LAP	SECTOR 1	SECTOR 2	LAP TIME		MPH	DIFF	TIME OF DAY
1 -	1:22.610	30.369	1:52.979		85.77	7.962	11:17:02.078
2 -	1:19.138	30.062	1:49.200		88.74	4.183	11:18:51.278
3 -	1:18.173	29.623	1:47.796		89.90	2.779	11:20:39.074
4 -	1:17.406	29.793	1:47.199		90.40	2.182	11:22:26.273
5 -	1:17.938	29.564	1:47.502		90.14	2.485	11:24:13.775
6 -	1:18.016	29.070	1:47.086		90.50	2.069	11:26:00.861
7 -	1:16.757	29.237	1:45.994	**(2)**	91.43	0.977	11:27:46.855
8 -	***1:15.961***	***29.056***	***1:45.017***	**(1)**	***92.28***		***11:29:31.872***
9 -	1:16.940	29.310	1:46.250	**(3)**	91.21	1.233	11:31:18.122

P8 44 James DUTTON Yamaha R6 - AMR Motorcycles

IDEAL LAP TIME : 1:45.425 BEST LAP TIME : 1:45.461 DIFFERENCE : 0.036

LAP	SECTOR 1	SECTOR 2	LAP TIME		MPH	DIFF	TIME OF DAY
1 -	1:25.068	31.451	1:56.519		83.17	11.058	11:17:25.683
2 -	1:19.754	30.411	1:50.165		87.97	4.704	11:19:15.848
3 -	1:20.660	29.844	1:50.504		87.70	5.043	11:21:06.352
4 -	1:18.030	29.563	1:47.593		90.07	2.132	11:22:53.945
5 -	1:18.202	29.957	1:48.159		89.60	2.698	11:24:42.104
6 -	1:17.310	29.873	1:47.183		90.41	1.722	11:26:29.287
7 -	1:17.529	29.339	1:46.868	**(3)**	90.68	1.407	11:28:16.155
8 -	1:17.016	***29.139***	1:46.155	**(2)**	91.29	0.694	11:30:02.310
9 -	***1:16.286***	29.175	***1:45.461***	**(1)**	***91.89***		***11:31:47.771***

P9 179 James O'MARA Triumph 675R - BRP Machining Ltd - Alton Compressor Services

IDEAL LAP TIME : 1:45.650 BEST LAP TIME : 1:45.650 DIFFERENCE : 0.000

LAP	SECTOR 1	SECTOR 2	LAP TIME		MPH	DIFF	TIME OF DAY
1 -	1:23.036	30.084	1:53.120		85.67	7.470	11:17:02.143
2 -	1:18.533	29.004	1:47.537	**(3)**	90.12	1.887	11:18:49.680
3 -	1:17.267	29.150	1:46.417	**(2)**	91.06	0.767	11:20:36.097
4 -	***1:16.750***	***28.900***	***1:45.650***	**(1)**	***91.73***		***11:22:21.747***
5 -	1:20.906	IN PIT	2:00.980	**P**	80.10	15.330	11:24:22.727

Weather / Track : Cloudy / Dry

Oulton Park International: 2.6920 miles
Date: 04/04/2025 Start: 11:15 Finish: 11:30

BMCRC-MRO Championships 2025 - Rnd 2 @ Oulton Park Int

DART MRO 600 inc Clubman 600 & GP2/EVO

QUALIFYING - SECTOR ANALYSIS

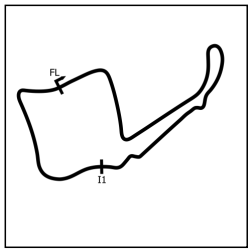

SECTOR 1 = FL to I1, SECTOR 2 = I1 to FL, DIFF = Difference To Personal Best Lap, P = Crossed Finish Line in Pit Lane, D = Time Disallowed

P10 91 Sam HIRST — Kawasaki ZX-636 - Team Valley Racing

IDEAL LAP TIME : 1:45.681 BEST LAP TIME : 1:45.681 DIFFERENCE : 0.000

LAP	SECTOR 1	SECTOR 2	LAP TIME	MPH	DIFF	TIME OF DAY
1 -	1:22.706	29.559	1:52.265	86.32	6.584	11:17:20.854
2 -	1:18.688	29.603	1:48.291	89.49	2.610	11:19:09.145
3 -	1:17.310	28.721	1:46.031 (2)	91.40	0.350	11:20:55.176
4 -	1:18.583	IN PIT	1:53.772 P	85.18	8.091	11:22:48.948
5 -	OUTLAP	29.242	3:06.239	52.03	1:20.558	11:25:55.187
6 -	***1:17.139***	***28.542***	***1:45.681 (1)***	***91.70***		***11:27:40.868***
7 -	1:17.354	28.974	1:46.328 (3)	91.14	0.647	11:29:27.196
8 -	1:19.654	30.479	1:50.133	87.99	4.452	11:31:17.329

P11 62 Jonathan PERRY — - Gordon Huxley Racing

IDEAL LAP TIME : 1:45.876 BEST LAP TIME : 1:46.134 DIFFERENCE : 0.258

LAP	SECTOR 1	SECTOR 2	LAP TIME	MPH	DIFF	TIME OF DAY
1 -	1:26.934	30.003	1:56.937	82.87	10.803	11:17:08.302
2 -	1:18.984	29.180	1:48.164	89.59	2.030	11:18:56.466
3 -	1:17.573	29.126	1:46.699 (3)	90.82	0.565	11:20:43.165
4 -	1:17.838	29.082	1:46.920	90.64	0.786	11:22:30.085
5 -	1:17.832	29.450	1:47.282	90.33	1.148	11:24:17.367
6 -	1:19.183	30.190	1:49.373	88.60	3.239	11:26:06.740
7 -	1:20.506	29.096	1:49.602	88.42	3.468	11:27:56.342
8 -	***1:17.010***	29.124	***1:46.134 (1)***	***91.31***		***11:29:42.476***
9 -	1:17.359	***28.866***	1:46.225 (2)	91.23	0.091	11:31:28.701

P12 78 Keith POVAH — Yamaha R6 - @crap.sack give us a follow!

IDEAL LAP TIME : 1:46.010 BEST LAP TIME : 1:46.244 DIFFERENCE : 0.234

LAP	SECTOR 1	SECTOR 2	LAP TIME	MPH	DIFF	TIME OF DAY
1 -	1:24.744	30.357	1:55.101	84.19	8.857	11:17:46.436
2 -	1:21.708	30.132	1:51.840	86.65	5.596	11:19:38.276
3 -	1:19.298	29.652	1:48.950	88.95	2.706	11:21:27.226
4 -	1:18.708	29.823	1:48.531	89.29	2.287	11:23:15.757
5 -	1:18.762	29.577	1:48.339	89.45	2.095	11:25:04.096
6 -	1:17.728	29.419	1:47.147 (3)	90.44	0.903	11:26:51.243
7 -	1:17.596	***29.053***	1:46.649 (2)	90.87	0.405	11:28:37.892
8 -	***1:16.957***	29.287	***1:46.244 (1)***	***91.21***		***11:30:24.136***

P13 910 C Harry GOWER — Triumph DAYTONA 765 - RG Racing

IDEAL LAP TIME : BEST LAP TIME : 1:46.503 DIFFERENCE :

LAP	SECTOR 1	SECTOR 2	LAP TIME	MPH	DIFF	TIME OF DAY
1 -			1:48.191 (3)	89.57	1.688	11:19:49.936
2 -			***1:46.503 (1)***	***90.99***		***11:21:36.439***
3 -			1:46.932 (2)	90.63	0.429	11:23:23.371

P14 5 Luke MACRAE — Triumph - Northlands Fencing/ EPS Pumps

IDEAL LAP TIME : 1:46.918 BEST LAP TIME : 1:46.992 DIFFERENCE : 0.074

LAP	SECTOR 1	SECTOR 2	LAP TIME	MPH	DIFF	TIME OF DAY
1 -	1:24.402	IN PIT	2:04.430 P	77.88	17.438	11:17:35.876
2 -	OUTLAP	29.607	2:11.964	73.43	24.972	11:19:47.840
3 -	1:17.733	***29.259***	***1:46.992 (1)***	***90.57***		***11:21:34.832***
4 -	1:18.925	29.382	1:48.307 (3)	89.47	1.315	11:23:23.139
5 -	1:19.708	30.022	1:49.730	88.31	2.738	11:25:12.869
6 -	1:19.029	29.651	1:48.680	89.17	1.688	11:27:01.549
7 -	1:19.125	29.877	1:49.002	88.90	2.010	11:28:50.551
8 -	***1:17.659***	29.709	1:47.368 (2)	90.26	0.376	11:30:37.919

BMCRC-MRO Championships 2025 - Rnd 2 @ Oulton Park Int

DART MRO 600 inc Clubman 600 & GP2/EVO

QUALIFYING - SECTOR ANALYSIS

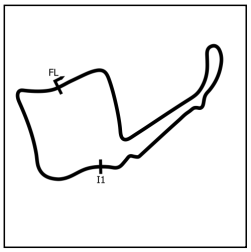

SECTOR 1 = FL to I1, SECTOR 2 = I1 to FL, DIFF = Difference To Personal Best Lap, P = Crossed Finish Line in Pit Lane, D = Time Disallowed

P15 54 C Jake ANDERTON Yamaha R6 - Hunter Racing

IDEAL LAP TIME : 1:47.035 BEST LAP TIME : 1:47.035 DIFFERENCE : 0.000

LAP	SECTOR 1	SECTOR 2	LAP TIME	MPH	DIFF	TIME OF DAY
1 -	1:24.689	29.907	1:54.596	84.56	7.561	11:17:10.820
2 -	1:18.987	29.596	1:48.583	89.25	1.548	11:18:59.403
3 -	1:19.492	29.229	1:48.721	89.13	1.686	11:20:48.124
4 -	***1:18.050***	***28.985***	***1:47.035 (1)***	***90.54***		***11:22:35.159***
5 -	1:18.519	29.339	1:47.858 **(2)**	89.85	0.823	11:24:23.017
6 -	1:18.407	29.583	1:47.990 **(3)**	89.74	0.955	11:26:11.007
7 -	1:20.738	IN PIT	1:55.328 **P**	84.03	8.293	11:28:06.335

P16 169 Gareth CUNNINGHAM Yamaha R6 -

IDEAL LAP TIME : 1:46.985 BEST LAP TIME : 1:47.170 DIFFERENCE : 0.185

LAP	SECTOR 1	SECTOR 2	LAP TIME	MPH	DIFF	TIME OF DAY
1 -	1:22.403	30.938	1:53.341	85.50	6.171	11:17:42.623
2 -	1:20.348	29.937	1:50.285	87.87	3.115	11:19:32.908
3 -	1:19.263	30.800	1:50.063	88.05	2.893	11:21:22.971
4 -	1:19.430	29.679	1:49.109	88.82	1.939	11:23:12.080
5 -	1:20.119	29.409	1:49.528	88.48	2.358	11:25:01.608
6 -	1:18.429	***29.021***	1:47.450 **(2)**	90.19	0.280	11:26:49.058
7 -	1:18.391	29.319	1:47.710 **(3)**	89.97	0.540	11:28:36.768
8 -	***1:17.964***	29.206	***1:47.170 (1)***	***90.42***		***11:30:23.938***

P17 178 C Paul BLOOMFIELD Yamaha R6 - Martello transport

IDEAL LAP TIME : 1:46.929 BEST LAP TIME : 1:47.294 DIFFERENCE : 0.365

LAP	SECTOR 1	SECTOR 2	LAP TIME	MPH	DIFF	TIME OF DAY
1 -	1:23.955	29.680	1:53.635	85.28	6.341	11:17:04.306
2 -	1:18.429	***29.242***	1:47.671	90.00	0.377	11:18:51.977
3 -	1:18.081	29.473	1:47.554 **(3)**	90.10	0.260	11:20:39.531
4 -	***1:17.687***	29.607	***1:47.294 (1)***	***90.32***		***11:22:26.825***
5 -	1:18.008	29.504	1:47.512 **(2)**	90.14	0.218	11:24:14.337
6 -	1:19.097	29.393	1:48.490	89.32	1.196	11:26:02.827
7 -	1:18.364	29.757	1:48.121	89.63	0.827	11:27:50.948
8 -	1:19.153	IN PIT	1:57.260 **P**	82.64	9.966	11:29:48.208

P18 32 Martin MORRIS Kawasaki ZX6 - Morris Racing, Obsession Engineering

IDEAL LAP TIME : 1:47.229 BEST LAP TIME : 1:47.307 DIFFERENCE : 0.078

LAP	SECTOR 1	SECTOR 2	LAP TIME	MPH	DIFF	TIME OF DAY
1 -	1:24.111	30.927	1:55.038	84.24	7.731	11:17:42.369
2 -	1:19.424	30.636	1:50.060	88.05	2.753	11:19:32.429
3 -	1:19.325	30.469	1:49.794	88.26	2.487	11:21:22.223
4 -	1:18.133	30.122	1:48.255 **(3)**	89.52	0.948	11:23:10.478
5 -	1:18.628	29.629	1:48.257	89.52	0.950	11:24:58.735
6 -	1:19.073	***29.297***	1:48.370	89.42	1.063	11:26:47.105
7 -	1:18.665	29.390	1:48.055 **(2)**	89.68	0.748	11:28:35.160
8 -	***1:17.932***	29.375	***1:47.307 (1)***	***90.31***		***11:30:22.467***

P19 224 Jamie WILSON Kawasaki ZX6R - Myself

IDEAL LAP TIME : 1:47.236 BEST LAP TIME : 1:47.333 DIFFERENCE : 0.097

LAP	SECTOR 1	SECTOR 2	LAP TIME	MPH	DIFF	TIME OF DAY
1 -	1:23.139	30.215	1:53.354	85.49	6.021	11:17:11.573
2 -	1:18.788	29.488	1:48.276	89.50	0.943	11:18:59.849
3 -	***1:17.938***	29.395	***1:47.333 (1)***	***90.29***		***11:20:47.182***
4 -	1:18.171	***29.298***	1:47.469 **(2)**	90.17	0.136	11:22:34.651
5 -	1:18.066	29.414	1:47.480 **(3)**	90.16	0.147	11:24:22.131
6 -	1:18.740	29.643	1:48.383	89.41	1.050	11:26:10.514
7 -	1:20.837	30.498	1:51.335	87.04	4.002	11:28:01.849
8 -	1:20.899	29.809	1:50.708	87.53	3.375	11:29:52.557
9 -	1:18.452	29.331	1:47.783	89.91	0.450	11:31:40.340

BMCRC-MRO Championships 2025 - Rnd 2 @ Oulton Park Int

DART MRO 600 inc Clubman 600 & GP2/EVO

QUALIFYING - SECTOR ANALYSIS

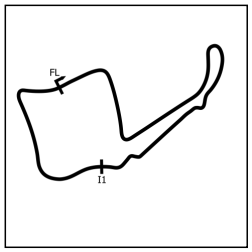

SECTOR 1 = FL to I1, SECTOR 2 = I1 to FL, DIFF = Difference To Personal Best Lap, P = Crossed Finish Line in Pit Lane, D = Time Disallowed

P20 28 C Tom WALKER Yamaha R6 - TRW Racing

IDEAL LAP TIME : 1:47.700 BEST LAP TIME : 1:47.700 DIFFERENCE : 0.000

LAP	SECTOR 1	SECTOR 2	LAP TIME	MPH	DIFF	TIME OF DAY
1 -	1:24.292	30.792	1:55.084	84.21	7.384	11:17:12.335
2 -	1:19.116	30.087	1:49.203	88.74	1.503	11:19:01.538
3 -	1:18.991	29.511	1:48.502	89.31	0.802	11:20:50.040
4 -	***1:18.333***	***29.367***	***1:47.700 (1)***	***89.98***		***11:22:37.740***
5 -	1:18.383	29.450	1:47.833 (2)	89.87	0.133	11:24:25.573
6 -	1:18.428	29.786	1:48.214 (3)	89.55	0.514	11:26:13.787
7 -	1:25.487	IN PIT	2:09.743 P	74.69	22.043	11:28:23.530

P21 55 Aditya BEHAL Kawasaki ZX6R -

IDEAL LAP TIME : 1:47.771 BEST LAP TIME : 1:47.942 DIFFERENCE : 0.171

LAP	SECTOR 1	SECTOR 2	LAP TIME	MPH	DIFF	TIME OF DAY
1 -	1:30.553	31.713	2:02.266	79.26	14.324	11:17:22.911
2 -	1:21.989	30.356	1:52.345	86.26	4.403	11:19:15.256
3 -	1:21.009	29.995	1:51.004 (3)	87.30	3.062	11:21:06.260
4 -	1:19.418	***29.493***	1:48.911 (2)	88.98	0.969	11:22:55.171
5 -	***1:18.278***	29.664	***1:47.942 (1)***	***89.78***		***11:24:43.113***
6 -	1:24.302	IN PIT	2:01.059 P	80.05	13.117	11:26:44.172

P22 153 C Aaron HICKMOTT Kawasaki ZX6R - Me, Myself & I

IDEAL LAP TIME : 1:48.023 BEST LAP TIME : 1:48.023 DIFFERENCE : 0.000

LAP	SECTOR 1	SECTOR 2	LAP TIME	MPH	DIFF	TIME OF DAY
1 -	1:22.481	29.728	1:52.209	86.36	4.186	11:17:02.488
2 -	1:19.369	29.675	1:49.044	88.87	1.021	11:18:51.532
3 -	1:19.260	29.388	1:48.648 (3)	89.19	0.625	11:20:40.180
4 -	***1:18.708***	***29.315***	***1:48.023 (1)***	***89.71***		***11:22:28.203***
5 -	1:19.578	29.477	1:49.055	88.86	1.032	11:24:17.258
6 -	1:19.022	30.322	1:49.344	88.63	1.321	11:26:06.602
7 -	1:22.549	29.742	1:52.291	86.30	4.268	11:27:58.893
8 -	1:18.924	29.885	1:48.809	89.06	0.786	11:29:47.702
9 -	1:18.836	29.383	1:48.219 (2)	89.55	0.196	11:31:35.921

P23 35 Kai DICKINSON Yamaha R6 - Dad

IDEAL LAP TIME : 1:47.651 BEST LAP TIME : 1:48.299 DIFFERENCE : 0.648

LAP	SECTOR 1	SECTOR 2	LAP TIME	MPH	DIFF	TIME OF DAY
1 -	1:26.158	31.096	1:57.254	82.65	8.955	11:18:01.271
2 -	1:20.814	29.814	1:50.628	87.60	2.329	11:19:51.899
3 -	1:20.093	30.118	1:50.211	87.93	1.912	11:21:42.110
4 -	1:18.794	29.785	1:48.579 (2)	89.25	0.280	11:23:30.689
5 -	1:18.955	***29.628***	1:48.583 (3)	89.25	0.284	11:25:19.272
6 -	1:19.557	31.099	1:50.656	87.58	2.357	11:27:09.928
7 -	1:23.118	30.184	1:53.302	85.53	5.003	11:29:03.230
8 -	***1:18.023***	30.276	***1:48.299 (1)***	***89.48***		***11:30:51.529***

P24 131 Duncan BURNS Kawasaki ZX6R - Wife

IDEAL LAP TIME : 1:48.610 BEST LAP TIME : 1:48.610 DIFFERENCE : 0.000

LAP	SECTOR 1	SECTOR 2	LAP TIME	MPH	DIFF	TIME OF DAY
1 -	1:27.782	30.188	1:57.970	82.15	9.360	11:17:48.893
2 -	1:20.452	30.036	1:50.488	87.71	1.878	11:19:39.381
3 -	***1:19.109***	***29.501***	***1:48.610 (1)***	***89.23***		***11:21:27.991***
4 -	1:19.439	30.573	1:50.012 (3)	88.09	1.402	11:23:18.003
5 -	1:19.976	29.950	1:49.926 (2)	88.16	1.316	11:25:07.929
6 -	1:23.229	IN PIT	2:05.936 P	76.95	17.326	11:27:13.865

BMCRC-MRO Championships 2025 - Rnd 2 @ Oulton Park Int

DART MRO 600 inc Clubman 600 & GP2/EVO

QUALIFYING - SECTOR ANALYSIS

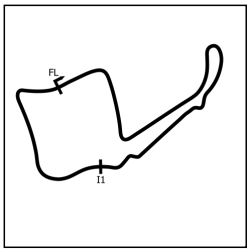

SECTOR 1 = FL to I1, SECTOR 2 = I1 to FL, DIFF = Difference To Personal Best Lap, P = Crossed Finish Line in Pit Lane, D = Time Disallowed

P25 22 Arran HANDS — Honda CBR600 RR - Queensferry Moto Routes

IDEAL LAP TIME : 1:48.689 BEST LAP TIME : 1:48.689 DIFFERENCE : 0.000

LAP	SECTOR 1	SECTOR 2	LAP TIME	MPH	DIFF	TIME OF DAY
1 -	1:28.018	31.048	1:59.066	81.39	10.377	11:18:30.083
2 -	1:21.259	30.341	1:51.600	86.83	2.911	11:20:21.683
3 -	1:19.528	29.884	1:49.412 (2)	88.57	0.723	11:22:11.095
4 -	1:19.460	30.849	1:50.309 (3)	87.85	1.620	11:24:01.404
5 -	1:24.766	IN PIT	2:04.527 P	77.82	15.838	11:26:05.931
6 -	OUTLAP	29.745	2:47.487	57.86	58.798	11:28:53.418
7 -	***1:19.150***	***29.539***	***1:48.689 (1)***	***89.16***		***11:30:42.107***

P26 67 C Edward ANSELL — Triumph 675 - ketchup Racing

IDEAL LAP TIME : 1:48.357 BEST LAP TIME : 1:48.818 DIFFERENCE : 0.461

LAP	SECTOR 1	SECTOR 2	LAP TIME	MPH	DIFF	TIME OF DAY
1 -	1:21.920	30.071	1:51.991	86.53	3.173	11:17:00.541
2 -	1:19.086	***29.732***	***1:48.818 (1)***	***89.05***		***11:18:49.359***
3 -	1:19.120	29.759	1:48.879 (3)	89.00	0.061	11:20:38.238
4 -	***1:18.625***	30.196	1:48.821 (2)	89.05	0.003	11:22:27.059
5 -	1:19.293	29.974	1:49.267	88.69	0.449	11:24:16.326
6 -	1:19.544	30.412	1:49.956	88.13	1.138	11:26:06.282
7 -	1:24.251	30.383	1:54.634	84.54	5.816	11:28:00.916
8 -	1:18.686	30.999	1:49.685	88.35	0.867	11:29:50.601
9 -	1:22.214	30.974	1:53.188	85.62	4.370	11:31:43.789

P27 48 C Rhys FORREST — Kawasaki 600 -

IDEAL LAP TIME : 1:24.144 BEST LAP TIME : 1:48.979 DIFFERENCE : 24.835

LAP	SECTOR 1	SECTOR 2	LAP TIME	MPH	DIFF	TIME OF DAY
1 -	1:28.248	30.654	1:58.902	81.50	9.923	11:17:18.719
2 -	1:20.725	29.986	1:50.711 (3)	87.53	1.732	11:19:09.430
3 -	1:21.116	29.854	1:50.970	87.33	1.991	11:21:00.400
4 -	1:19.419	29.721	1:49.140 (2)	88.79	0.161	11:22:49.540
5 -	1:19.450	***29.529***	***1:48.979 (1)***	***88.92***		***11:24:38.519***
6 -	1:20.280	IN PIT	1:57.600 P	82.40	8.621	11:26:36.119
7 -	OUTLAP	30.377	2:27.695	65.61	38.716	11:29:03.814

P28 68 Ian ASHBY — TRIUMPH 675 - Clive Wood Triumph

IDEAL LAP TIME : 1:49.274 BEST LAP TIME : 1:49.360 DIFFERENCE : 0.086

LAP	SECTOR 1	SECTOR 2	LAP TIME	MPH	DIFF	TIME OF DAY
1 -	1:25.989	30.624	1:56.613	83.10	7.253	11:18:11.068
2 -	1:19.238	***30.299***	1:49.537 (2)	88.47	0.177	11:20:00.605
3 -	***1:18.975***	30.385	***1:49.360 (1)***	***88.61***		***11:21:49.965***
4 -	1:19.300	30.324	1:49.624 (3)	88.40	0.264	11:23:39.589
5 -	1:19.436	30.438	1:49.874	88.20	0.514	11:25:29.463
6 -	1:20.523	30.680	1:51.203	87.14	1.843	11:27:20.666
7 -	1:19.911	30.306	1:50.217	87.92	0.857	11:29:10.883
8 -	1:19.588	30.310	1:49.898	88.18	0.538	11:31:00.781

P29 97 Alex MANN — Triumph DAYTONA - EB1 Racing

IDEAL LAP TIME : 1:49.599 BEST LAP TIME : 1:49.599 DIFFERENCE : 0.000

LAP	SECTOR 1	SECTOR 2	LAP TIME	MPH	DIFF	TIME OF DAY
1 -	1:28.913	32.115	2:01.028	80.07	11.429	11:17:42.529
2 -	1:24.782	30.062	1:54.844	84.38	5.245	11:19:37.373
3 -	1:20.134	30.301	1:50.435 (2)	87.75	0.836	11:21:27.808
4 -	1:21.514	30.555	1:52.069 (3)	86.47	2.470	11:23:19.877
5 -	1:26.005	37.121	2:03.126	78.71	13.527	11:25:23.003
6 -	***1:19.811***	***29.788***	***1:49.599 (1)***	***88.42***		***11:27:12.602***
7 -	1:21.573	31.161	1:52.734	85.96	3.135	11:29:05.336
8 -	1:21.858	30.886	1:52.744	85.95	3.145	11:30:58.080

BMCRC-MRO Championships 2025 - Rnd 2 @ Oulton Park Int

DART MRO 600 inc Clubman 600 & GP2/EVO

QUALIFYING - SECTOR ANALYSIS

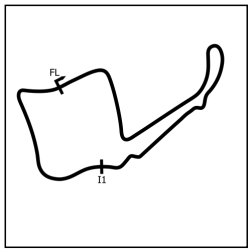

SECTOR 1 = FL to I1, SECTOR 2 = I1 to FL, DIFF = Difference To Personal Best Lap, P = Crossed Finish Line in Pit Lane, D = Time Disallowed

P30 40 C James LORD — Triumph STREET TRIPPLE -

IDEAL LAP TIME : 1:50.997 BEST LAP TIME : 1:51.295 DIFFERENCE : 0.298

LAP	SECTOR 1	SECTOR 2	LAP TIME	MPH	DIFF	TIME OF DAY
1 -	1:28.671	32.232	2:00.903	80.15	9.608	11:17:43.207
2 -	1:21.508	***30.438***	1:51.946 **(2)**	86.57	0.651	11:19:35.153
3 -	***1:20.559***	31.434	1:51.993 **(3)**	86.53	0.698	11:21:27.146
4 -	1:22.459	31.245	1:53.704	85.23	2.409	11:23:20.850
5 -	1:22.640	30.445	1:53.085	85.69	1.790	11:25:13.935
6 -	1:22.340	31.181	1:53.521	85.37	2.226	11:27:07.456
7 -	1:20.837	30.458	***1:51.295*** **(1)**	***87.07***		***11:28:58.751***
8 -	1:22.219	31.401	1:53.620	85.29	2.325	11:30:52.371

P31 624 Matthew FEDRICK — Yamaha R6 - Matthew Fedrick farriers ltd/ Palmer Race Skool

IDEAL LAP TIME : 1:51.008 BEST LAP TIME : 1:51.632 DIFFERENCE : 0.624

LAP	SECTOR 1	SECTOR 2	LAP TIME	MPH	DIFF	TIME OF DAY
1 -	1:30.389	32.207	2:02.596	79.05	10.964	11:17:19.399
2 -	1:24.866	31.357	1:56.223	83.38	4.591	11:19:15.622
3 -	1:22.099	***30.182***	1:52.281	86.31	0.649	11:21:07.903
4 -	1:21.058	30.623	1:51.681 **(2)**	86.77	0.049	11:22:59.584
5 -	***1:20.826***	31.073	1:51.899 **(3)**	86.60	0.267	11:24:51.483
6 -	1:20.874	30.758	***1:51.632*** **(1)**	***86.81***		***11:26:43.115***
7 -	1:23.004	IN PIT	2:01.219 **P**	79.94	9.587	11:28:44.334

P32 52 C James EGGINTON — Kawasaki ZX6R - Advance Computer Services - www.ACS.co.uk

IDEAL LAP TIME : 1:51.321 BEST LAP TIME : 1:51.719 DIFFERENCE : 0.398

LAP	SECTOR 1	SECTOR 2	LAP TIME	MPH	DIFF	TIME OF DAY
1 -	1:25.825	30.871	1:56.696	83.04	4.977	11:18:09.698
2 -	1:21.494	30.940	1:52.434	86.19	0.715	11:20:02.132
3 -	1:21.488	***30.393***	1:51.881 **(3)**	86.62	0.162	11:21:54.013
4 -	1:21.260	30.465	1:51.725 **(2)**	86.74	0.006	11:23:45.738
5 -	***1:20.928***	30.791	***1:51.719*** **(1)**	***86.74***		***11:25:37.457***
6 -	1:28.957	IN PIT	2:12.090 **P**	73.36	20.371	11:27:49.547

P33 65 C Frank MONTINI — Triumph DAYTONA 675R - Sara Johnson

IDEAL LAP TIME : 1:52.714 BEST LAP TIME : 1:52.906 DIFFERENCE : 0.192

LAP	SECTOR 1	SECTOR 2	LAP TIME	MPH	DIFF	TIME OF DAY
1 -	1:29.767	32.214	2:01.981	79.44	9.075	11:17:32.894
2 -	1:22.754	31.179	1:53.933	85.06	1.027	11:19:26.827
3 -	1:23.334	32.009	1:55.343	84.02	2.437	11:21:22.170
4 -	1:23.381	32.030	1:55.411	83.97	2.505	11:23:17.581
5 -	1:23.222	31.223	1:54.445	84.68	1.539	11:25:12.026
6 -	***1:21.915***	30.991	***1:52.906*** **(1)**	***85.83***		***11:27:04.932***
7 -	1:22.470	***30.799***	1:53.269 **(2)**	85.56	0.363	11:28:58.201
8 -	1:22.670	31.131	1:53.801 **(3)**	85.16	0.895	11:30:52.002

P34 82 Kev ADAMS — Kawasaki ZX6 -

IDEAL LAP TIME : 1:52.871 BEST LAP TIME : 1:53.097 DIFFERENCE : 0.226

LAP	SECTOR 1	SECTOR 2	LAP TIME	MPH	DIFF	TIME OF DAY
1 -	1:35.819	32.754	2:08.573	75.37	15.476	11:18:25.931
2 -	1:25.075	31.297	1:56.372	83.27	3.275	11:20:22.303
3 -	1:22.545	31.162	1:53.707 **(2)**	85.23	0.610	11:22:16.010
4 -	1:24.063	31.136	1:55.199	84.12	2.102	11:24:11.209
5 -	1:23.642	31.277	1:54.919	84.33	1.822	11:26:06.128
6 -	1:24.144	31.393	1:55.537	83.88	2.440	11:28:01.665
7 -	1:23.329	***30.630***	1:53.959 **(3)**	85.04	0.862	11:29:55.624
8 -	***1:22.241***	30.856	***1:53.097*** **(1)**	***85.69***		***11:31:48.721***

Weather / Track : Cloudy / Dry

Oulton Park International: 2.6920 miles
Date: 04/04/2025 Start: 11:15 Finish: 11:30

BMCRC-MRO Championships 2025 - Rnd 2 @ Oulton Park Int

DART MRO 600 inc Clubman 600 & GP2/EVO

QUALIFYING - SECTOR ANALYSIS

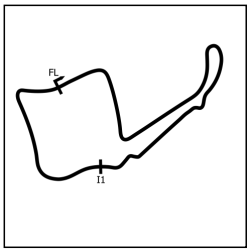

SECTOR 1 = FL to I1, SECTOR 2 = I1 to FL, DIFF = Difference To Personal Best Lap, P = Crossed Finish Line in Pit Lane, D = Time Disallowed

P35 71 C David RANSOME Yamaha YZF R6 -

IDEAL LAP TIME : 1:53.089 BEST LAP TIME : 1:53.376 DIFFERENCE : 0.287

LAP	SECTOR 1	SECTOR 2	LAP TIME	MPH	DIFF	TIME OF DAY
1 -	1:28.460	31.676	2:00.136	80.66	6.760	11:17:33.372
2 -	1:23.998	30.809	1:54.807	84.41	1.431	11:19:28.179
3 -	1:23.218	31.586	1:54.804 **(3)**	84.41	1.428	11:21:22.983
4 -	1:24.132	31.618	1:55.750	83.72	2.374	11:23:18.733
5 -	1:23.567	31.215	1:54.782 **(2)**	84.43	1.406	11:25:13.515
6 -	1:24.661	***30.609***	1:55.270	84.07	1.894	11:27:08.785
7 -	1:24.104	31.566	1:55.670	83.78	2.294	11:29:04.455
8 -	***1:22.480***	30.896	***1:53.376*** **(1)**	***85.47***		***11:30:57.831***

P36 85 Jack WOLFF Kawasaki ZX636 - James MZ Racing

IDEAL LAP TIME : 1:52.950 BEST LAP TIME : 1:53.551 DIFFERENCE : 0.601

LAP	SECTOR 1	SECTOR 2	LAP TIME	MPH	DIFF	TIME OF DAY
1 -	1:26.320	31.584	1:57.904	82.19	4.353	11:17:39.200
2 -	1:22.339	31.748	1:54.087 **(3)**	84.94	0.536	11:19:33.287
3 -	1:22.223	31.328	***1:53.551*** **(1)**	***85.34***		***11:21:26.838***
4 -	***1:22.143***	31.514	1:53.657 **(2)**	85.26	0.106	11:23:20.495
5 -	1:23.542	31.084	1:54.626	84.54	1.075	11:25:15.121
6 -	1:23.349	***30.807***	1:54.156	84.89	0.605	11:27:09.277
7 -	1:24.059	IN PIT	2:01.436 **P**	79.80	7.885	11:29:10.713

P37 115 C Brian MAHER Yamaha R6 - Spraytech /Espresso Solutions

IDEAL LAP TIME : 1:53.351 BEST LAP TIME : 1:53.634 DIFFERENCE : 0.283

LAP	SECTOR 1	SECTOR 2	LAP TIME	MPH	DIFF	TIME OF DAY
1 -	1:32.803	31.798	2:04.601	77.77	10.967	11:17:24.047
2 -	1:25.010	31.767	1:56.777	82.98	3.143	11:19:20.824
3 -	1:24.433	31.163	1:55.596	83.83	1.962	11:21:16.420
4 -	1:23.221	30.784	1:54.005 **(3)**	85.00	0.371	11:23:10.425
5 -	***1:22.781***	30.853	***1:53.634*** **(1)**	***85.28***		***11:25:04.059***
6 -	1:22.907	31.076	1:53.983 **(2)**	85.02	0.349	11:26:58.042
7 -	1:23.525	***30.570***	1:54.095	84.94	0.461	11:28:52.137
8 -	1:23.334	31.117	1:54.451	84.67	0.817	11:30:46.588

P38 6 C Gareth FAITH Kawasaki ZX6R - Sitramoto

IDEAL LAP TIME : 1:54.155 BEST LAP TIME : 1:54.219 DIFFERENCE : 0.064

LAP	SECTOR 1	SECTOR 2	LAP TIME	MPH	DIFF	TIME OF DAY
1 -	1:29.115	32.338	2:01.453	79.79	7.234	11:17:42.167
2 -	1:25.912	***31.401***	1:57.313	82.61	3.094	11:19:39.480
3 -	***1:22.754***	31.465	***1:54.219*** **(1)**	***84.84***		***11:21:33.699***
4 -	1:25.004	31.803	1:56.807	82.96	2.588	11:23:30.506
5 -	1:23.966	31.921	1:55.887 **(3)**	83.62	1.668	11:25:26.393
6 -	1:26.429	31.777	1:58.206	81.98	3.987	11:27:24.599
7 -	1:23.307	31.950	1:55.257 **(2)**	84.08	1.038	11:29:19.856
8 -	1:28.572	IN PIT	2:12.180 **P**	73.31	17.961	11:31:32.036

P39 84 C George HIGGINS Yamaha R6 - Aztec Racing

IDEAL LAP TIME : 1:54.379 BEST LAP TIME : 1:54.526 DIFFERENCE : 0.147

LAP	SECTOR 1	SECTOR 2	LAP TIME	MPH	DIFF	TIME OF DAY
1 -	1:32.538	33.106	2:05.644	77.13	11.118	11:17:26.922
2 -	1:26.113	32.048	1:58.161	82.01	3.635	11:19:25.083
3 -	1:24.839	31.943	1:56.782	82.98	2.256	11:21:21.865
4 -	1:24.285	31.900	1:56.185	83.41	1.659	11:23:18.050
5 -	1:23.358	31.455	1:54.813 **(2)**	84.40	0.287	11:25:12.863
6 -	***1:23.144***	31.382	***1:54.526*** **(1)**	***84.62***		***11:27:07.389***
7 -	1:23.759	***31.235***	1:54.994 **(3)**	84.27	0.468	11:29:02.383
8 -	1:23.648	31.635	1:55.283	84.06	0.757	11:30:57.666

BMCRC-MRO Championships 2025 - Rnd 2 @ Oulton Park Int

DART MRO 600 inc Clubman 600 & GP2/EVO

QUALIFYING - SECTOR ANALYSIS

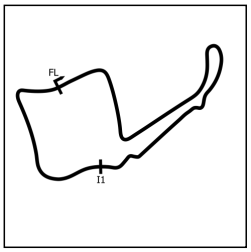

SECTOR 1 = FL to I1, SECTOR 2 = I1 to FL, DIFF = Difference To Personal Best Lap, P = Crossed Finish Line in Pit Lane, D = Time Disallowed

P40 38 C Paul COOMBS Triumph 675R DAYTONA -

IDEAL LAP TIME : 1:54.122 BEST LAP TIME : 1:54.630 DIFFERENCE : 0.508

LAP	SECTOR 1	SECTOR 2	LAP TIME	MPH	DIFF	TIME OF DAY
1 -	1:34.548	33.141	2:07.689	75.89	13.059	11:17:26.693
2 -	1:25.932	32.250	1:58.182	82.00	3.552	11:19:24.875
3 -	1:24.507	31.955	1:56.462	83.21	1.832	11:21:21.337
4 -	1:24.053	31.904	1:55.957	83.57	1.327	11:23:17.294
5 -	***1:23.087***	31.543	***1:54.630*** **(1)**	***84.54***		***11:25:11.924***
6 -	1:23.671	31.550	1:55.221 **(3)**	84.11	0.591	11:27:07.145
7 -	1:25.129	31.927	1:57.056	82.79	2.426	11:29:04.201
8 -	1:23.981	***31.035***	1:55.016 **(2)**	84.26	0.386	11:30:59.217

P41 16 C Greg PYMM Suzuki GSXR600 - Precision Installations, CMR, Grim Fabricatic

IDEAL LAP TIME : 1:58.753 BEST LAP TIME : 1:58.827 DIFFERENCE : 0.074

LAP	SECTOR 1	SECTOR 2	LAP TIME	MPH	DIFF	TIME OF DAY
1 -	1:31.343	32.748	2:04.091	78.09	5.264	11:17:13.988
2 -	1:27.163	32.291	1:59.454	81.12	0.627	11:19:13.442
3 -	1:26.636	32.524	1:59.160 **(3)**	81.33	0.333	11:21:12.602
4 -	***1:26.486***	32.341	***1:58.827*** **(1)**	***81.55***		***11:23:11.429***
5 -	1:26.791	***32.267***	1:59.058 **(2)**	81.39	0.231	11:25:10.487

BMCRC-MRO Championships 2025 - Rnd 2 @ Oulton Park Int

DART MRO 600 inc Clubman 600 & GP2/EVO

QUALIFYING - BEST SECTORS

	SECTOR 1		SECTOR 2	
POS	NO	TIME	NO	TIME
1	48	54.615	135	27.963
2	15	1:14.705	212	28.033
3	135	1:14.880	15	28.210
4	212	1:15.122	141	28.290
5	3	1:15.391	164	28.527
6	141	1:15.416	91	28.542
7	164	1:15.900	3	28.603
8	440	1:15.961	62	28.866
9	44	1:16.286	179	28.900
10	179	1:16.750	54	28.985
11	78	1:16.957	169	29.021
12	62	1:17.010	78	29.053
13	91	1:17.139	440	29.056
14	5	1:17.659	44	29.139
15	178	1:17.687	178	29.242
16	32	1:17.932	5	29.259
17	224	1:17.938	32	29.297
18	169	1:17.964	224	29.298
19	35	1:18.023	153	29.315
20	54	1:18.050	28	29.367
21	55	1:18.278	55	29.493
22	28	1:18.333	131	29.501
23	67	1:18.625	48	29.529
24	153	1:18.708	22	29.539
25	68	1:18.975	35	29.628
26	131	1:19.109	67	29.732
27	22	1:19.150	97	29.788
28	97	1:19.811	624	30.182
29	40	1:20.559	68	30.299
30	624	1:20.826	52	30.393
31	52	1:20.928	40	30.438
32	65	1:21.915	115	30.570
33	85	1:22.143	71	30.609
34	82	1:22.241	82	30.630
35	71	1:22.480	65	30.799
36	6	1:22.754	85	30.807
37	115	1:22.781	38	31.035
38	38	1:23.087	84	31.235
39	84	1:23.144	6	31.401
40	16	1:26.486	16	32.267
41				

IDEAL / BEST COMPARISON

POS	NO	NAME	IDEAL	BEST	DIFF
		PERFECT LAP	1:22.578		
1	48	FORREST	1:24.144	1:48.979	24.835
2	135	WESTON	1:42.843	1:43.071	0.228
3	15	HARRISON	1:42.915	1:42.988	0.073
4	212	PALLETT	1:43.155	1:43.155	0.000
5	141	ROSS	1:43.706	1:43.706	0.000
6	3	LAMBDEN	1:43.994	1:44.098	0.104
7	164	TUSTIN	1:44.427	1:44.700	0.273
8	440	EVERTON	1:45.017	1:45.017	0.000
9	44	DUTTON	1:45.425	1:45.461	0.036
10	179	O'MARA	1:45.650	1:45.650	0.000
11	91	HIRST	1:45.681	1:45.681	0.000
12	62	PERRY	1:45.876	1:46.134	0.258
13	78	POVAH	1:46.010	1:46.244	0.234
14	5	MACRAE	1:46.918	1:46.992	0.074
15	178	BLOOMFIELD	1:46.929	1:47.294	0.365
16	169	CUNNINGHAM	1:46.985	1:47.170	0.185
17	54	ANDERTON	1:47.035	1:47.035	0.000
18	32	MORRIS	1:47.229	1:47.307	0.078
19	224	WILSON	1:47.236	1:47.333	0.097
20	35	DICKINSON	1:47.651	1:48.299	0.648
21	28	WALKER	1:47.700	1:47.700	0.000
22	55	BEHAL	1:47.771	1:47.942	0.171
23	153	HICKMOTT	1:48.023	1:48.023	0.000
24	67	ANSELL	1:48.357	1:48.818	0.461
25	131	BURNS	1:48.610	1:48.610	0.000
26	22	HANDS	1:48.689	1:48.689	0.000
27	68	ASHBY	1:49.274	1:49.360	0.086
28	97	MANN	1:49.599	1:49.599	0.000
29	40	LORD	1:50.997	1:51.295	0.298
30	624	FEDRICK	1:51.008	1:51.632	0.624
31	52	EGGINTON	1:51.321	1:51.719	0.398
32	65	MONTINI	1:52.714	1:52.906	0.192
33	82	ADAMS	1:52.871	1:53.097	0.226
34	85	WOLFF	1:52.950	1:53.551	0.601
35	71	RANSOME	1:53.089	1:53.376	0.287
36	115	MAHER	1:53.351	1:53.634	0.283
37	38	COOMBS	1:54.122	1:54.630	0.508
38	6	FAITH	1:54.155	1:54.219	0.064
39	84	HIGGINS	1:54.379	1:54.526	0.147
40	16	PYMM	1:58.753	1:58.827	0.074
41	910	GOWER		1:46.503	

Weather / Track : Cloudy / Dry

Oulton Park International: 2.6920 miles
Date: 04/04/2025 Start: 11:15 Finish: 11:30

Results can be found at www.tsl-timing.com

Printed - 11:33 Friday, 04 April 2025

BMCRC-MRO Championships 2025 - Rnd 2 @ Oulton Park Int

DART MRO 600 inc Clubman 600 & GP2/EVO

QUALIFYING - STATISTICS

Competitors Started	41
Planned Start	2025-04-04 @ 11:20:00.000
Actual Start	2025-04-04 @ 11:15:01.727
Finish Time	2025-04-04 @ 11:30:04.096
Track Length	2.6920mi.
Total Laps	316
Total Distance Covered	850.6810mi.

Session Fastest Lap History

NO	CL	NAME	LAP TIME	TIME OF DAY	LAP	VEHICLE
3		**Joey LAMBDEN**	**1:48.308**	11:16:55.956	1	Kawasaki 636
3		**Joey LAMBDEN**	**1:44.265**	11:18:40.220	2	Kawasaki 636
135		**Zack WESTON**	**1:43.071**	11:22:29.484	4	Yamaha R6
15		**Nathan HARRISON**	**1:42.988**	11:31:43.814	9	Honda CBR600RR

Flag History

TYPE	TIME OF DAY
GREEN	11:15:01.727
FINISH	11:30:04.096

Flag Statistics

TYPE	COUNT	TOTAL LAPS	TOTAL TIME
Green	1	9	16:56.968
Red	0	0	0.000
Safety Car	0	0	0.000
FCY	0	0	0.000

Weather / Track : Cloudy / Dry

Oulton Park International: 2.6920 miles
Date: 04/04/2025 Start: 11:15 Finish: 11:30

BMCRC-MRO Championships 2025 - Rnd 2 @ Oulton Park Int

DART MRO 600 inc Clubman 600 & GP2/EVO

QUALIFYING - STATISTICS

CLASS : 25 Starters

Fastest Lap History

NO	NAME	LAP TIME	TIME OF DAY	LAP	VEHICLE
3	**Joey LAMBDEN**	**1:48.308**	11:16:55.956	1	Kawasaki 636
3	**Joey LAMBDEN**	**1:44.265**	11:18:40.220	2	Kawasaki 636
135	**Zack WESTON**	**1:43.071**	11:22:29.484	4	Yamaha R6
15	**Nathan HARRISON**	**1:42.988**	11:31:43.814	9	Honda CBR600RR

Weather / Track : Cloudy / Dry

Oulton Park International: 2.6920 miles
Date: 04/04/2025 Start: 11:15 Finish: 11:30

BMCRC-MRO Championships 2025 - Rnd 2 @ Oulton Park Int

DART MRO 600 inc Clubman 600 & GP2/EVO

QUALIFYING - STATISTICS

CLASS : C

16 Starters

Fastest Lap History

NO	NAME	LAP TIME	TIME OF DAY	LAP	VEHICLE
67	**Edward ANSELL**	**1:51.991**	11:17:00.544	1	Triumph 675
67	**Edward ANSELL**	**1:48.818**	11:18:49.363	2	Triumph 675
178	**Paul BLOOMFIELD**	**1:47.671**	11:18:51.985	2	Yamaha R6
178	**Paul BLOOMFIELD**	**1:47.554**	11:20:39.539	3	Yamaha R6
910	**Harry GOWER**	**1:46.503**	11:21:36.439	2	Triumph DAYTONA 765

Weather / Track : Cloudy / Dry

Oulton Park International: 2.6920 miles
Date: 04/04/2025 Start: 11:15 Finish: 11:30

MRO 600

MRO CLUBMAN 600

BMCRC-MRO Championships 2025 - Rnd 2 @ Oulton Park Int

DART MRO 600 inc Clubman 600 & GP2/EVO

RACE 8 - GRID (7 Laps)

ROW 14	41	16	Greg PYMM	1:58.827	40	38	Paul COOMBS	1:54.630
ROW 13	39	84	George HIGGINS	1:54.526	38	6	Gareth FAITH	1:54.219
	37	115	Brian MAHER	1:53.634				
ROW 12	36	85	Jack WOLFF	1:53.551	35	71	David RANSOME	1:53.376
	34	82	Kev ADAMS	1:53.097				
ROW 11	33	65	Frank MONTINI	1:52.906	32	52	James EGGINTON	1:51.719
	31	624	Matthew FEDRICK	1:51.632				
ROW 10	30	40	James LORD	1:51.295	29	97	Alex MANN	1:49.599
	28	68	Ian ASHBY	1:49.360				
ROW 9	27	48	Rhys FORREST	1:48.979	26	67	Edward ANSELL	1:48.818
	25	22	Arran HANDS	1:48.689				
ROW 8	24	131	Duncan BURNS	1:48.610	23	35	Kai DICKINSON	1:48.299
	22	153	Aaron HICKMOTT	1:48.023				
ROW 7	21	55	Aditya BEHAL	1:47.942	20	28	Tom WALKER	1:47.700
	19	224	Jamie WILSON	1:47.333				
ROW 6	18	32	Martin MORRIS	1:47.307	17	178	Paul BLOOMFIELD	1:47.294
	16	169	Gareth CUNNINGHAM	1:47.170				
ROW 5	15	54	Jake ANDERTON	1:47.035	14	5	Luke MACRAE	1:46.992
	13	910	Harry GOWER	1:46.503				
ROW 4	12	78	Keith POVAH	1:46.244	11	62	Jonathan PERRY	1:46.134
	10	91	Sam HIRST	1:45.681				
ROW 3	9	179	James O'MARA	1:45.650	8	44	James DUTTON	1:45.461
	7	440	Elijah EVERTON	1:45.017				
ROW 2	6	164	Michael TUSTIN	1:44.700	5	3	Joey LAMBDEN	1:44.098
	4	141	Henry ROSS	1:43.706				
ROW 1	3	212	Matt PALLETT	1:43.155	2	135	Zack WESTON	1:43.071
	1	15	Nathan HARRISON	1:42.988				

Pole

These results are provisional until the conclusion of any judicial and technical matters.

Oulton Park International: 2.6920 miles

Clerk Of Course:	Timekeeper: Craig Smith	

Results can be found at www.tsl-timing.com

Printed - 11:34 Friday, 04 April 2025

BMCRC-MRO Championships 2025 - Rnd 2 @ Oulton Park Int

DART MRO 600 inc Clubman 600 & GP2/EVO

RACE 8 - CLASSIFICATION

Race Distance: 8 Laps / 21.53 miles

POS	NO	CL	PIC	NAME	ENTRY	LAPS	TIME	GAP	DIFF	MPH	BEST	ON	GRD	↑↓
1	15		1	Nathan HARRISON	Honda CBR600RR - H&H Motorcycles	8	13:48.217			93.61	1:42.149	8	1	0
2	135		2	Zack WESTON	Yamaha R6 - Speedy Freight - NW Racing	8	13:50.445	2.228	2.228	93.35	1:42.490	5	2	0
3	164		3	Michael TUSTIN	Yamaha R6 - Keder Greenhouse	8	13:53.621	5.404	3.176	93.00	1:42.496	5	6	3
4	3		4	Joey LAMBDEN	Kawasaki 636 -	8	13:58.892	10.675	5.271	92.41	1:42.936	4	5	1
5	212		5	Matt PALLETT	Kawasaki ZX636 - In:timber	8	13:59.390	11.173	0.498	92.36	1:43.716	8	3	-2
6	179		6	James O'MARA	Triumph 675R - BRP Machining Ltd - Alton Compressor Serv	8	14:07.445	19.228	8.055	91.48	1:44.760	2	9	3
7	44		7	James DUTTON	Yamaha R6 - AMR Motorcycles	8	14:09.373	21.156	1.928	91.27	1:44.915	7	8	1
8	91		8	Sam HIRST	Kawasaki ZX-636 - Team Valley Racing	8	14:12.419	24.202	3.046	90.95	1:44.958	5	10	2
9	62		9	Jonathan PERRY	- Gordon Huxley Racing	8	14:13.101	24.884	0.682	90.88	1:44.521	7	11	2
10	78		10	Keith POVAH	Yamaha R6 - @crap.sack give us a follow!	8	14:21.365	33.148	8.264	90.00	1:45.845	8	12	2
11	169		11	Gareth CUNNINGHAM	Yamaha R6 -	8	14:21.876	33.659	0.511	89.95	1:45.812	8	16	5
12	35		12	Kai DICKINSON	Yamaha R6 - Dad	8	14:22.368	34.151	0.492	89.90	1:46.221	4	23	11
13	224		13	Jamie WILSON	Kawasaki ZX6R - Myself	8	14:23.426	35.209	1.058	89.79	1:46.192	5	19	6
14	178	C	1	Paul BLOOMFIELD	Yamaha R6 - Martello transport	8	14:24.950	36.733	1.524	89.63	1:46.294	4	17	3
15	28	C	2	Tom WALKER	Yamaha R6 - TRW Racing	8	14:29.304	41.087	4.354	89.18	1:46.560	8	20	5
16	48	C	3	Rhys FORREST	Kawasaki 600 -	8	14:31.231	43.014	1.927	88.98	1:46.915	4	27	11
17	67	C	4	Edward ANSELL	Triumph 675 - ketchup Racing	8	14:45.078	56.861	13.847	87.59	1:48.724	4	26	9
18	97		14	Alex MANN	Triumph DAYTONA - EB1 Racing	8	14:50.545	1:02.328	5.467	87.05	1:47.650	7	29	11
19	68		15	Ian ASHBY	TRIUMPH 675 - Clive Wood Triumph	8	14:57.737	1:09.520	7.192	86.36	1:49.329	2	28	9
20	153	C	5	Aaron HICKMOTT	Kawasaki ZX6R - Me, Myself & I	8	14:58.741	1:10.524	1.004	86.26	1:48.946	4	22	2
21	624		16	Matthew FEDRICK	Yamaha R6 - Matthew Fedrick farriers ltd/ Palmer Race Skoc	8	14:58.998	1:10.781	0.257	86.24	1:49.796	8	31	10
22	22		17	Arran HANDS	Honda CBR600 RR - Queensferry Moto Routes	8	14:59.301	1:11.084	0.303	86.21	1:48.895	3	25	3
23	910	C	6	Harry GOWER	Triumph DAYTONA 765 - RG Racing	8	14:59.531	1:11.314	0.230	86.18	1:50.126	4	13	-10
24	40	C	7	James LORD	Triumph STREET TRIPLE -	8	14:59.957	1:11.740	0.426	86.14	1:50.337	8	30	6
25	115	C	8	Brian MAHER	Yamaha R6 - Spraytech /Espresso Solutions	8	15:19.157	1:30.940	19.200	84.34	1:52.216	8	37	12
26	65	C	9	Frank MONTINI	Triumph DAYTONA 675R - Sara Johnson	8	15:19.509	1:31.292	0.352	84.31	1:52.604	7	33	7
27	38	C	10	Paul COOMBS	Triumph 675R DAYTONA -	8	15:20.936	1:32.719	1.427	84.18	1:51.973	7	40	13
28	85	C	11	Jack WOLFF	Kawasaki ZX636 - James MZ Racing	8	15:23.673	1:35.456	2.737	83.93	1:52.450	2	36	8
29	71	C	12	David RANSOME	Yamaha YZF R6 -	8	15:23.871	1:35.654	0.198	83.91	1:52.320	7	35	6
30	82		18	Kev ADAMS	Kawasaki ZX6 -	8	15:24.115	1:35.898	0.244	83.89	1:53.435	8	34	4
31	6	C	13	Gareth FAITH	Kawasaki ZX6R - Sitramoto	8	15:25.767	1:37.550	1.652	83.74	1:51.959	6	38	7
32	84	C	14	George HIGGINS	Yamaha R6 - Aztec Racing	8	15:28.692	1:40.475	2.925	83.48	1:53.787	4	39	7

NOT CLASSIFIED

DNF	440			Elijah EVERTON	Kawasaki NINJA 600 -	7	12:26.778	1 Lap	1 Lap	90.84	1:44.621	5	7	
DNF	131			Duncan BURNS	Kawasaki ZX6R - Wife	7	12:44.461	1 Lap	17.683	88.74	1:47.044	4	24	
DNF	54	C		Jake ANDERTON	Yamaha R6 - Hunter Racing	4	7:17.126	4 Laps	3 Laps	88.68	1:46.892	3	15	
DNF	32			Martin MORRIS	Kawasaki ZX6 - Morris Racing, Obsession Engineering	4	7:27.195	4 Laps	10.069	86.68	1:49.091	4	18	
DNF	16	C		Greg PYMM	Suzuki GSXR600 - Precision Installations, CMR, Grim Fabric	3	6:25.635	5 Laps	1 Lap	75.39	2:03.701	2	41	
DNF	55			Aditya BEHAL	Kawasaki ZX6R -	2	4:13.614	6 Laps	1 Lap	76.42			21	
DNF	5			Luke MACRAE	Triumph - Northlands Fencing/ EPS Pumps	1	1:53.436	7 Laps	1 Lap	85.43			14	
DNF	52	C		James EGGINTON	Kawasaki ZX6R - Advance Computer Services - www.ACS.c	0							32	

FASTEST LAP

	15		Nathan HARRISON	Honda CBR600RR - H&H Motorcycles	8	1:42.149	94.87 mph	152.68 kph
	178	C	Paul BLOOMFIELD	Yamaha R6 - Martello transport	4	1:46.294	91.17 mph	146.73 kph

Class - 92.5% of Race Speed = 86.58 mph
Class C - 92.5% of Race Speed = 82.90 mph

Weather / Track : Sunny / Dry
These results are provisional until the conclusion of any judicial and technical matters.

Date: 04/04/2025 Start: 16:18 Finish: 16:32
Oulton Park International: 2.6920 miles

Clerk Of Course:	Timekeeper: Craig Smith	

Results can be found at www.tsl-timing.com

Printed - 16:34 Friday, 04 April 2025

BMCRC-MRO Championships 2025 - Rnd 2 @ Oulton Park Int

DART MRO 600 inc Clubman 600 & GP2/EVO

RACE 8 - LAP CHART

LAP 1 @ 16:20:33.436

NO	BEHIND	LAP TIME
135		1:47.629
15	0.541	1:48.170
212	1.462	1:49.091
164	2.356	1:49.985
44	3.291	1:50.920
3	3.503	1:51.132
179	3.956	1:51.585
91	5.426	1:53.055
440	5.705	1:53.334
5	5.807	1:53.436
78	6.556	1:54.185
62	6.593	1:54.222
35	7.402	1:55.031
169	7.695	1:55.324
54	7.886	1:55.515
224	8.046	1:55.675
48	8.309	1:55.938
178	8.582	1:56.211
131	9.360	1:56.989
910	9.822	1:57.451
28	9.906	1:57.535
67	10.693	1:58.322
68	11.140	1:58.769
55	11.240	1:58.869
153	11.346	1:58.975
32	11.598	1:59.227
624	12.309	1:59.938
97	12.682	2:00.311
22	12.914	2:00.543
40	13.520	2:01.149
85	14.395	2:02.024
115	15.713	2:03.342
65	16.284	2:03.913
71	16.471	2:04.100
82	17.914	2:05.543
38	18.411	2:06.040
6	18.968	2:06.597
84	19.466	2:07.095
16	22.118	2:09.747

LAP 2 @ 16:22:17.117

NO	BEHIND	LAP TIME
135		1:43.681
15	0.251	1:43.391
212	2.574	1:44.793
164	2.953	1:44.278
3	3.469	1:43.647
44	4.771	1:45.161
179	5.035	1:44.760
91	7.927	1:46.182
440	8.260	1:46.236
78	10.029	1:47.154
62	10.139	1:47.227
35	10.621	1:46.900
169	11.031	1:47.017
224	11.593	1:47.228
54	11.884	1:47.679
178	12.099	1:47.198
131	12.812	1:47.133
48	12.897	1:48.269
28	13.722	1:47.497
67	15.747	1:48.735
68	16.788	1:49.329
910	17.071	1:50.930
153	17.257	1:49.592
32	17.422	1:49.505
22	19.940	1:50.707
624	20.284	1:51.656
40	20.653	1:50.814
97	20.674	1:51.673
85	23.164	1:52.450
115	27.265	1:55.233
65	27.567	1:54.964
71	27.989	1:55.199
82	28.936	1:54.703
38	30.082	1:55.352
6	30.179	1:54.892
84	31.174	1:55.389
16	42.138	2:03.701
55	42.304	2:14.745 P

LAP 3 @ 16:24:00.917

NO	BEHIND	LAP TIME
135		1:43.800
15	0.221	1:43.770
3	2.960	1:43.291
164	3.316	1:44.163
212	3.700	1:44.926
179	6.599	1:45.364
44	7.036	1:46.065
91	10.076	1:45.949
440	10.411	1:45.951
78	12.611	1:46.382
62	12.863	1:46.524
35	13.779	1:46.958
169	14.327	1:47.096
224	14.516	1:46.723
54	14.976	1:46.892
178	15.181	1:46.882
131	16.216	1:47.204
48	16.603	1:47.506
28	17.290	1:47.368
67	22.179	1:50.232
68	22.876	1:49.888
32	22.994	1:49.372
910	23.516	1:50.245
153	23.937	1:50.480
22	25.035	1:48.895
624	27.244	1:50.760
97	27.603	1:50.729
40	27.741	1:50.888
85	34.922	1:55.558
65	38.051	1:54.284
115	38.318	1:54.853
71	38.587	1:54.398
82	39.228	1:54.092
38	40.248	1:53.966
84	41.502	1:54.128
6	43.781	1:57.402
16	1:10.525	2:12.187 P

LAP 4 @ 16:25:44.237

NO	BEHIND	LAP TIME
15		1:43.099
135	0.245	1:43.565
3	2.576	1:42.936
164	2.971	1:42.975
212	4.255	1:43.875
179	8.558	1:45.279
44	8.991	1:45.275
91	12.210	1:45.454
440	12.696	1:45.605
62	15.163	1:45.620
78	15.409	1:46.118
35	16.680	1:46.221
169	17.396	1:46.389
224	17.739	1:46.543
178	18.155	1:46.294
54	18.696	1:47.040
131	19.940	1:47.044
48	20.198	1:46.915
28	20.938	1:46.968
67	27.583	1:48.724
32	28.765	1:49.091
68	29.179	1:49.623
153	29.563	1:48.946
910	30.322	1:50.126
22	30.989	1:49.274
97	36.415	1:52.132
624	36.595	1:52.671
40	36.850	1:52.429
85	47.111	1:55.509
65	47.973	1:53.242
115	48.299	1:53.301
82	50.375	1:54.467
38	50.784	1:53.856
84	51.969	1:53.787
71	52.362	1:57.095
6	52.627	1:52.166

LAP 5 @ 16:27:26.617

NO	BEHIND	LAP TIME
15		1:42.380
135	0.355	1:42.490
164	3.087	1:42.496
3	3.624	1:43.428
212	5.876	1:44.001
179	11.124	1:44.946
44	11.995	1:45.384
91	14.788	1:44.958
440	14.937	1:44.621
62	17.731	1:44.948
78	19.863	1:46.834
35	20.587	1:46.287
169	21.111	1:46.095
224	21.551	1:46.192
178	22.144	1:46.369
131	25.464	1:47.904
48	25.553	1:47.735
28	26.000	1:47.442
67	34.200	1:48.997
68	39.859	1:53.060
153	41.531	1:54.348
97	43.230	1:49.195
910	43.997	1:56.055
22	44.929	1:56.320
624	46.056	1:51.841
40	46.554	1:52.084
65	59.821	1:54.228
115	1:00.248	1:54.329
85	1:00.762	1:56.031
82	1:01.878	1:53.883
38	1:02.888	1:54.484
84	1:04.012	1:54.423
71	1:04.050	1:54.068
6	1:06.409	1:56.162

LAP 6 @ 16:29:09.372

NO	BEHIND	LAP TIME
15		1:42.755
135	0.368	1:42.768
164	3.228	1:42.896
3	5.040	1:44.171
212	7.882	1:44.761
179	13.890	1:45.521
44	15.296	1:46.056
440	17.453	1:45.271
91	18.182	1:46.149
62	20.304	1:45.328
78	25.150	1:48.042
35	25.201	1:47.369
169	25.593	1:47.237
224	25.697	1:46.901
178	27.078	1:47.689
131	31.798	1:49.089
28	31.901	1:48.656
48	32.016	1:49.218
67	40.438	1:48.993
97	50.429	1:49.954
68	51.179	1:54.075
153	51.644	1:52.868
22	54.731	1:52.557
624	55.228	1:51.927
910	55.401	1:54.159
40	55.648	1:51.849
65	1:10.662	1:53.596
115	1:10.800	1:53.307
85	1:11.774	1:53.767
82	1:13.160	1:54.037
38	1:13.374	1:53.241
71	1:14.185	1:52.890
84	1:15.562	1:54.305
6	1:15.613	1:51.959

LAP 7 @ 16:30:51.875

NO	BEHIND	LAP TIME
15		1:42.503
135	1.113	1:43.248
164	3.664	1:42.939
3	7.248	1:44.711
212	9.606	1:44.227
179	16.261	1:44.874
44	17.708	1:44.915
440	20.710	1:45.760
91	21.082	1:45.403
62	22.322	1:44.521
78	29.452	1:46.805
169	29.996	1:46.906
35	30.079	1:47.381
224	30.212	1:47.018
178	31.506	1:46.931
28	36.676	1:47.278
48	37.326	1:47.813
131	38.393	1:49.098
67	47.172	1:49.237
97	55.576	1:47.650
68	59.882	1:51.206
153	1:00.757	1:51.616
22	1:02.791	1:50.563
624	1:03.134	1:50.409
910	1:03.269	1:50.371
40	1:03.552	1:50.407
65	1:20.763	1:52.604
115	1:20.873	1:52.576
38	1:22.844	1:51.973
85	1:23.127	1:53.856
71	1:24.002	1:52.320
82	1:24.612	1:53.955
6	1:25.959	1:52.849
84	1:27.268	1:54.209

LAP 8 @ 16:32:34.024

NO	BEHIND	LAP TIME
15		1:42.149
135	2.228	1:43.264
164	5.404	1:43.889
3	10.675	1:45.576
212	11.173	1:43.716
179	19.228	1:45.116
44	21.156	1:45.597
91	24.202	1:45.269
62	24.884	1:44.711
78	33.148	1:45.845
169	33.659	1:45.812
35	34.151	1:46.221
224	35.209	1:47.146
178	36.733	1:47.376
28	41.087	1:46.560
48	43.014	1:47.837
67	56.861	1:51.838
97	1:02.328	1:48.901
68	1:09.520	1:51.787
153	1:10.524	1:51.916
624	1:10.781	1:49.796
22	1:11.084	1:50.442
910	1:11.314	1:50.194
40	1:11.740	1:50.337
115	1:30.940	1:52.216
65	1:31.292	1:52.678
38	1:32.719	1:52.024
85	1:35.456	1:54.478
71	1:35.654	1:53.801
82	1:35.898	1:53.435
6	1:37.550	1:53.740
84	1:40.475	1:55.356

Weather / Track : Sunny / Dry

Oulton Park International: 2.6920 miles
Date: 04/04/2025 Start: 16:18 Finish: 16:32

Results can be found at www.tsl-timing.com

Printed - 16:34 Friday, 04 April 2025

BMCRC-MRO Championships 2025 - Rnd 2 @ Oulton Park Int

DART MRO 600 inc Clubman 600 & GP2/EVO

RACE 8 - POSITION CHART

No	Name	Lap Pos	1	2	3	4	5	6	7	8
15	HARRISON	1	135	135	135	15	15	15	15	15
135	WESTON	2	15	15	15	135	135	135	135	135
212	PALLETT	3	212	212	3	3	164	164	164	164
3	LAMBDEN	4	164	164	164	164	3	3	3	3
164	TUSTIN	5	44	3	212	212	212	212	212	212
440	EVERTON	6	3	44	179	179	179	179	179	179
44	DUTTON	7	179	179	44	44	44	44	44	44
179	O'MARA	8	91	91	91	91	91	440	440	91
91	HIRST	9	440	440	440	440	440	91	91	62
62	PERRY	10	5	78	78	62	62	62	62	78
78	POVAH	11	78	62	62	78	78	78	78	169
910	GOWER	12	62	35	35	35	35	35	169	35
5	MACRAE	13	35	169	169	169	169	169	35	224
54	ANDERTON	14	169	224	224	224	224	224	224	178
169	CUNNINGHAM	15	54	54	54	178	178	178	178	28
178	BLOOMFIELD	16	224	178	178	54	131	131	28	48
32	MORRIS	17	48	131	131	131	48	28	48	67
224	WILSON	18	178	48	48	48	28	48	131	97
28	WALKER	19	131	28	28	28	67	67	67	68
55	BEHAL	20	910	67	67	67	68	97	97	153
153	HICKMOTT	21	28	68	68	32	153	68	68	624
35	DICKINSON	22	67	910	32	68	97	153	153	22
131	BURNS	23	68	153	910	153	910	22	22	910
22	HANDS	24	55	32	153	910	22	624	624	40
67	ANSELL	25	153	22	22	22	624	910	910	115
48	FORREST	26	32	624	624	97	40	40	40	65
68	ASHBY	27	624	40	97	624	65	65	65	38
97	MANN	28	97	97	40	40	115	115	115	85
40	LORD	29	22	85	85	85	85	85	38	71
624	FEDRICK	30	40	115	65	65	82	82	85	82
52	EGGINTON	31	85	65	115	115	38	38	71	6
65	MONTINI	32	115	71	71	82	84	71	82	84
82	ADAMS	33	65	82	82	38	71	84	6	
71	RANSOME	34	71	38	38	84	6	6	84	
85	WOLFF	35	82	6	84	71				
115	MAHER	36	38	84	6	6				
6	FAITH	37	6	16	*16*					
84	HIGGINS	38	84	*55*						
38	COOMBS	39	16							
16	PYMM	40								

Weather / Track : Sunny / Dry

Oulton Park International: 2.6920 miles
Date: 04/04/2025 Start: 16:18 Finish: 16:32

Results can be found at www.tsl-timing.com

Printed - 16:34 Friday, 04 April 2025

BMCRC-MRO Championships 2025 - Rnd 2 @ Oulton Park Int

DART MRO 600 inc Clubman 600 & GP2/EVO

RACE 8 - SECTOR ANALYSIS

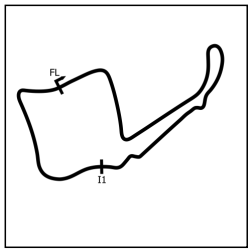

SECTOR 1 = FL to I1, SECTOR 2 = I1 to FL, DIFF = Difference To Personal Best Lap, P = Crossed Finish Line in Pit Lane, D = Time Disallowed

P1 15 Nathan HARRISON Honda CBR600RR - H&H Motorcycles

IDEAL LAP TIME : 1:42.137 BEST LAP TIME : 1:42.149 DIFFERENCE : 0.012

LAP	SECTOR 1	SECTOR 2	LAP TIME	MPH	DIFF	TIME OF DAY
1 -		28.566	1:48.170	89.59	6.021	16:20:33.977
2 -	1:14.802	28.589	1:43.391	93.73	1.242	16:22:17.368
3 -	1:15.256	28.514	1:43.770	93.39	1.621	16:24:01.138
4 -	1:14.787	28.312	1:43.099	93.99	0.950	16:25:44.237
5 -	1:14.229	28.151	1:42.380 (2)	94.66	0.231	16:27:26.617
6 -	1:14.658	***28.097***	1:42.755	94.31	0.606	16:29:09.372
7 -	1:14.312	28.191	1:42.503 (3)	94.54	0.354	16:30:51.875
8 -	***1:14.040***	28.109	***1:42.149 (1)***	***94.87***		***16:32:34.024***

P2 135 Zack WESTON Yamaha R6 - Speedy Freight - NW Racing

IDEAL LAP TIME : 1:42.468 BEST LAP TIME : 1:42.490 DIFFERENCE : 0.022

LAP	SECTOR 1	SECTOR 2	LAP TIME	MPH	DIFF	TIME OF DAY
1 -		28.498	1:47.629	90.04	5.139	16:20:33.436
2 -	1:14.905	28.776	1:43.681	93.47	1.191	16:22:17.117
3 -	1:15.191	28.609	1:43.800	93.36	1.310	16:24:00.917
4 -	1:15.257	28.308	1:43.565	93.57	1.075	16:25:44.482
5 -	***1:14.345***	28.145	***1:42.490 (1)***	***94.55***		***16:27:26.972***
6 -	1:14.645	***28.123***	1:42.768 (2)	94.30	0.278	16:29:09.740
7 -	1:14.875	28.373	1:43.248 (3)	93.86	0.758	16:30:52.988
8 -	1:14.985	28.279	1:43.264	93.84	0.774	16:32:36.252

P3 164 Michael TUSTIN Yamaha R6 - Keder Greenhouse

IDEAL LAP TIME : 1:42.491 BEST LAP TIME : 1:42.496 DIFFERENCE : 0.005

LAP	SECTOR 1	SECTOR 2	LAP TIME	MPH	DIFF	TIME OF DAY
1 -		28.631	1:49.985	88.11	7.489	16:20:35.792
2 -	1:15.383	28.895	1:44.278	92.93	1.782	16:22:20.070
3 -	1:15.738	28.425	1:44.163	93.03	1.667	16:24:04.233
4 -	1:14.757	28.218	1:42.975	94.11	0.479	16:25:47.208
5 -	***1:14.290***	28.206	***1:42.496 (1)***	***94.55***		***16:27:29.704***
6 -	1:14.695	***28.201***	1:42.896 (2)	94.18	0.400	16:29:12.600
7 -	1:14.540	28.399	1:42.939 (3)	94.14	0.443	16:30:55.539
8 -	1:15.155	28.734	1:43.889	93.28	1.393	16:32:39.428

P4 3 Joey LAMBDEN Kawasaki 636 -

IDEAL LAP TIME : 1:42.936 BEST LAP TIME : 1:42.936 DIFFERENCE : 0.000

LAP	SECTOR 1	SECTOR 2	LAP TIME	MPH	DIFF	TIME OF DAY
1 -		29.038	1:51.132	87.20	8.196	16:20:36.939
2 -	1:15.099	28.548	1:43.647	93.50	0.711	16:22:20.586
3 -	1:14.925	28.366	1:43.291 (2)	93.82	0.355	16:24:03.877
4 -	***1:14.691***	***28.245***	***1:42.936 (1)***	***94.14***		***16:25:46.813***
5 -	1:15.029	28.399	1:43.428 (3)	93.70	0.492	16:27:30.241
6 -	1:15.559	28.612	1:44.171	93.03	1.235	16:29:14.412
7 -	1:15.815	28.896	1:44.711	92.55	1.775	16:30:59.123
8 -	1:16.285	29.291	1:45.576	91.79	2.640	16:32:44.699

P5 212 Matt PALLETT Kawasaki ZX636 - In:timber

IDEAL LAP TIME : 1:43.545 BEST LAP TIME : 1:43.716 DIFFERENCE : 0.171

LAP	SECTOR 1	SECTOR 2	LAP TIME	MPH	DIFF	TIME OF DAY
1 -		28.845	1:49.091	88.83	5.375	16:20:34.898
2 -	1:15.929	28.864	1:44.793	92.48	1.077	16:22:19.691
3 -	1:16.377	28.549	1:44.926	92.36	1.210	16:24:04.617
4 -	1:15.455	***28.420***	1:43.875 (2)	93.29	0.159	16:25:48.492
5 -	1:15.238	28.763	1:44.001 (3)	93.18	0.285	16:27:32.493
6 -	1:15.856	28.905	1:44.761	92.50	1.045	16:29:17.254
7 -	1:15.576	28.651	1:44.227	92.98	0.511	16:31:01.481
8 -	***1:15.125***	28.591	***1:43.716 (1)***	***93.44***		***16:32:45.197***

Weather / Track : Sunny / Dry

Oulton Park International: 2.6920 miles
Date: 04/04/2025 Start: 16:18 Finish: 16:32

BMCRC-MRO Championships 2025 - Rnd 2 @ Oulton Park Int

DART MRO 600 inc Clubman 600 & GP2/EVO

RACE 8 - SECTOR ANALYSIS

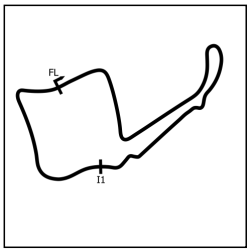

SECTOR 1 = FL to I1, SECTOR 2 = I1 to FL, DIFF = Difference To Personal Best Lap, P = Crossed Finish Line in Pit Lane, D = Time Disallowed

P6 179 James O'MARA — Triumph 675R - BRP Machining Ltd - Alton Compressor Services

IDEAL LAP TIME : 1:44.612 BEST LAP TIME : 1:44.760 DIFFERENCE : 0.148

LAP	SECTOR 1	SECTOR 2	LAP TIME	MPH	DIFF	TIME OF DAY
1 -		29.148	1:51.585	86.85	6.825	16:20:37.392
2 -	1:15.966	28.794	***1:44.760*** **(1)**	***92.50***		***16:22:22.152***
3 -	1:16.400	28.964	1:45.364	91.97	0.604	16:24:07.516
4 -	1:16.126	29.153	1:45.279	92.05	0.519	16:25:52.795
5 -	1:16.263	***28.683***	1:44.946 **(3)**	92.34	0.186	16:27:37.741
6 -	1:16.736	28.785	1:45.521	91.84	0.761	16:29:23.262
7 -	***1:15.929***	28.945	1:44.874 **(2)**	92.40	0.114	16:31:08.136
8 -	1:16.289	28.827	1:45.116	92.19	0.356	16:32:53.252

P7 44 James DUTTON — Yamaha R6 - AMR Motorcycles

IDEAL LAP TIME : 1:44.840 BEST LAP TIME : 1:44.915 DIFFERENCE : 0.075

LAP	SECTOR 1	SECTOR 2	LAP TIME	MPH	DIFF	TIME OF DAY
1 -		***28.885***	1:50.920	87.37	6.005	16:20:36.727
2 -	1:16.072	29.089	1:45.161 **(2)**	92.15	0.246	16:22:21.888
3 -	1:16.766	29.299	1:46.065	91.37	1.150	16:24:07.953
4 -	1:16.319	28.956	1:45.275 **(3)**	92.05	0.360	16:25:53.228
5 -	1:16.436	28.948	1:45.384	91.96	0.469	16:27:38.612
6 -	1:16.834	29.222	1:46.056	91.37	1.141	16:29:24.668
7 -	***1:15.955***	28.960	***1:44.915*** **(1)**	***92.37***		***16:31:09.583***
8 -	1:16.525	29.072	1:45.597	91.77	0.682	16:32:55.180

P8 91 Sam HIRST — Kawasaki ZX-636 - Team Valley Racing

IDEAL LAP TIME : 1:44.905 BEST LAP TIME : 1:44.958 DIFFERENCE : 0.053

LAP	SECTOR 1	SECTOR 2	LAP TIME	MPH	DIFF	TIME OF DAY
1 -		29.720	1:53.055	85.72	8.097	16:20:38.862
2 -	1:16.600	29.582	1:46.182	91.27	1.224	16:22:25.044
3 -	1:16.813	29.136	1:45.949	91.47	0.991	16:24:10.993
4 -	1:16.578	28.876	1:45.454	91.90	0.496	16:25:56.447
5 -	***1:16.157***	28.801	***1:44.958*** **(1)**	***92.33***		***16:27:41.405***
6 -	1:17.035	29.114	1:46.149	91.29	1.191	16:29:27.554
7 -	1:16.446	28.957	1:45.403 **(3)**	91.94	0.445	16:31:12.957
8 -	1:16.521	***28.748***	1:45.269 **(2)**	92.06	0.311	16:32:58.226

P9 62 Jonathan PERRY — - Gordon Huxley Racing

IDEAL LAP TIME : 1:44.521 BEST LAP TIME : 1:44.521 DIFFERENCE : 0.000

LAP	SECTOR 1	SECTOR 2	LAP TIME	MPH	DIFF	TIME OF DAY
1 -		29.714	1:54.222	84.84	9.701	16:20:40.029
2 -	1:18.052	29.175	1:47.227	90.38	2.706	16:22:27.256
3 -	1:17.354	29.170	1:46.524	90.97	2.003	16:24:13.780
4 -	1:16.602	29.018	1:45.620	91.75	1.099	16:25:59.400
5 -	1:16.203	28.745	1:44.948 **(3)**	92.34	0.427	16:27:44.348
6 -	1:16.709	28.619	1:45.328	92.01	0.807	16:29:29.676
7 -	***1:15.953***	***28.568***	***1:44.521*** **(1)**	***92.72***		***16:31:14.197***
8 -	1:16.093	28.618	1:44.711 **(2)**	92.55	0.190	16:32:58.908

P10 78 Keith POVAH — Yamaha R6 - @crap.sack give us a follow!

IDEAL LAP TIME : 1:45.644 BEST LAP TIME : 1:45.845 DIFFERENCE : 0.201

LAP	SECTOR 1	SECTOR 2	LAP TIME	MPH	DIFF	TIME OF DAY
1 -		30.140	1:54.185	84.87	8.340	16:20:39.992
2 -	1:17.625	29.529	1:47.154	90.44	1.309	16:22:27.146
3 -	1:17.161	29.221	1:46.382 **(3)**	91.09	0.537	16:24:13.528
4 -	***1:16.602***	29.516	1:46.118 **(2)**	91.32	0.273	16:25:59.646
5 -	1:17.723	29.111	1:46.834	90.71	0.989	16:27:46.480
6 -	1:18.555	29.487	1:48.042	89.69	2.197	16:29:34.522
7 -	1:17.536	29.269	1:46.805	90.73	0.960	16:31:21.327
8 -	1:16.803	***29.042***	***1:45.845*** **(1)**	***91.56***		***16:33:07.172***

Weather / Track : Sunny / Dry

Oulton Park International: 2.6920 miles
Date: 04/04/2025 Start: 16:18 Finish: 16:32

BMCRC-MRO Championships 2025 - Rnd 2 @ Oulton Park Int

DART MRO 600 inc Clubman 600 & GP2/EVO

RACE 8 - SECTOR ANALYSIS

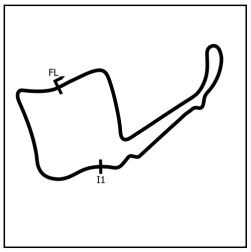

SECTOR 1 = FL to I1, SECTOR 2 = I1 to FL, DIFF = Difference To Personal Best Lap, P = Crossed Finish Line in Pit Lane, D = Time Disallowed

P11 169 Gareth CUNNINGHAM Yamaha R6 -

IDEAL LAP TIME : 1:45.812 BEST LAP TIME : 1:45.812 DIFFERENCE : 0.000

LAP	SECTOR 1	SECTOR 2	LAP TIME	MPH	DIFF	TIME OF DAY
1 -		29.579	1:55.324	84.03	9.512	16:20:41.131
2 -	1:17.867	29.150	1:47.017	90.55	1.205	16:22:28.148
3 -	1:17.770	29.326	1:47.096	90.49	1.284	16:24:15.244
4 -	1:17.345	29.044	1:46.389 (3)	91.09	0.577	16:26:01.633
5 -	1:16.885	29.210	1:46.095 (2)	91.34	0.283	16:27:47.728
6 -	1:17.809	29.428	1:47.237	90.37	1.425	16:29:34.965
7 -	1:17.624	29.282	1:46.906	90.65	1.094	16:31:21.871
8 -	***1:16.846***	***28.966***	***1:45.812 (1)***	***91.58***		***16:33:07.683***

P12 35 Kai DICKINSON Yamaha R6 - Dad

IDEAL LAP TIME : 1:45.970 BEST LAP TIME : 1:46.221 DIFFERENCE : 0.251

LAP	SECTOR 1	SECTOR 2	LAP TIME	MPH	DIFF	TIME OF DAY
1 -		29.497	1:55.031	84.24	8.810	16:20:40.838
2 -	1:17.649	29.251	1:46.900	90.65	0.679	16:22:27.738
3 -	1:17.620	29.338	1:46.958	90.60	0.737	16:24:14.696
4 -	***1:17.088***	29.133	***1:46.221 (1)***	***91.23***		***16:26:00.917***
5 -	1:17.225	29.062	1:46.287 (3)	91.18	0.066	16:27:47.204
6 -	1:17.687	29.682	1:47.369	90.26	1.148	16:29:34.573
7 -	1:17.786	29.595	1:47.381	90.25	1.160	16:31:21.954
8 -	1:17.339	***28.882***	***1:46.221 (1)***	***91.23***		***16:33:08.175***

P13 224 Jamie WILSON Kawasaki ZX6R - Myself

IDEAL LAP TIME : 1:46.183 BEST LAP TIME : 1:46.192 DIFFERENCE : 0.009

LAP	SECTOR 1	SECTOR 2	LAP TIME	MPH	DIFF	TIME OF DAY
1 -		29.503	1:55.675	83.77	9.483	16:20:41.482
2 -	1:17.887	29.341	1:47.228	90.38	1.036	16:22:28.710
3 -	1:17.500	29.223	1:46.723 (3)	90.80	0.531	16:24:15.433
4 -	1:17.390	29.153	1:46.543 (2)	90.96	0.351	16:26:01.976
5 -	***1:17.076***	29.116	***1:46.192 (1)***	***91.26***		***16:27:48.168***
6 -	1:17.696	29.205	1:46.901	90.65	0.709	16:29:35.069
7 -	1:17.690	29.328	1:47.018	90.55	0.826	16:31:22.087
8 -	1:18.039	***29.107***	1:47.146	90.44	0.954	16:33:09.233

P14 178 C Paul BLOOMFIELD Yamaha R6 - Martello transport

IDEAL LAP TIME : 1:45.942 BEST LAP TIME : 1:46.294 DIFFERENCE : 0.352

LAP	SECTOR 1	SECTOR 2	LAP TIME	MPH	DIFF	TIME OF DAY
1 -		29.558	1:56.211	83.39	9.917	16:20:42.018
2 -	1:17.898	29.300	1:47.198	90.40	0.904	16:22:29.216
3 -	1:17.662	29.220	1:46.882 (3)	90.67	0.588	16:24:16.098
4 -	1:17.285	***29.009***	***1:46.294 (1)***	***91.17***		***16:26:02.392***
5 -	***1:16.933***	29.436	1:46.369 (2)	91.11	0.075	16:27:48.761
6 -	1:18.055	29.634	1:47.689	89.99	1.395	16:29:36.450
7 -	1:17.732	29.199	1:46.931	90.63	0.637	16:31:23.381
8 -	1:18.112	29.264	1:47.376	90.25	1.082	16:33:10.757

P15 28 C Tom WALKER Yamaha R6 - TRW Racing

IDEAL LAP TIME : 1:46.516 BEST LAP TIME : 1:46.560 DIFFERENCE : 0.044

LAP	SECTOR 1	SECTOR 2	LAP TIME	MPH	DIFF	TIME OF DAY
1 -		30.291	1:57.535	82.45	10.975	16:20:43.342
2 -	1:17.686	29.811	1:47.497	90.15	0.937	16:22:30.839
3 -	1:17.779	29.589	1:47.368	90.26	0.808	16:24:18.207
4 -	1:17.589	29.379	1:46.968 (2)	90.60	0.408	16:26:05.175
5 -	1:17.718	29.724	1:47.442	90.20	0.882	16:27:52.617
6 -	1:18.945	29.711	1:48.656	89.19	2.096	16:29:41.273
7 -	1:18.034	***29.244***	1:47.278 (3)	90.33	0.718	16:31:28.551
8 -	***1:17.272***	29.288	***1:46.560 (1)***	***90.94***		***16:33:15.111***

Weather / Track : Sunny / Dry

Oulton Park International: 2.6920 miles
Date: 04/04/2025 Start: 16:18 Finish: 16:32

BMCRC-MRO Championships 2025 - Rnd 2 @ Oulton Park Int

DART MRO 600 inc Clubman 600 & GP2/EVO

RACE 8 - SECTOR ANALYSIS

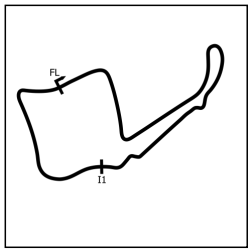

SECTOR 1 = FL to I1, SECTOR 2 = I1 to FL, DIFF = Difference To Personal Best Lap, P = Crossed Finish Line in Pit Lane, D = Time Disallowed

P16 48 C Rhys FORREST Kawasaki 600 -

IDEAL LAP TIME : 1:46.915 BEST LAP TIME : 1:46.915 DIFFERENCE : 0.000

LAP	SECTOR 1	SECTOR 2	LAP TIME	MPH	DIFF	TIME OF DAY
1 -		29.518	1:55.938	83.58	9.023	16:20:41.745
2 -	1:18.630	29.639	1:48.269	89.51	1.354	16:22:30.014
3 -	1:18.148	29.358	1:47.506 (2)	90.14	0.591	16:24:17.520
4 -	***1:17.899***	***29.016***	***1:46.915 (1)***	***90.64***		***16:26:04.435***
5 -	1:18.196	29.539	1:47.735 (3)	89.95	0.820	16:27:52.170
6 -	1:19.750	29.468	1:49.218	88.73	2.303	16:29:41.388
7 -	1:18.555	29.258	1:47.813	89.88	0.898	16:31:29.201
8 -	1:18.359	29.478	1:47.837	89.86	0.922	16:33:17.038

P17 67 C Edward ANSELL Triumph 675 - ketchup Racing

IDEAL LAP TIME : 1:48.368 BEST LAP TIME : 1:48.724 DIFFERENCE : 0.356

LAP	SECTOR 1	SECTOR 2	LAP TIME	MPH	DIFF	TIME OF DAY
1 -		30.155	1:58.322	81.90	9.598	16:20:44.129
2 -	1:18.877	29.858	1:48.735 (2)	89.12	0.011	16:22:32.864
3 -	1:19.966	30.266	1:50.232	87.91	1.508	16:24:23.096
4 -	***1:18.852***	29.872	***1:48.724 (1)***	***89.13***		***16:26:11.820***
5 -	1:18.902	30.095	1:48.997	88.91	0.273	16:28:00.817
6 -	1:19.477	***29.516***	1:48.993 (3)	88.91	0.269	16:29:49.810
7 -	1:19.276	29.961	1:49.237	88.71	0.513	16:31:39.047
8 -	1:21.518	30.320	1:51.838	86.65	3.114	16:33:30.885

P18 97 Alex MANN Triumph DAYTONA - EB1 Racing

IDEAL LAP TIME : 1:47.650 BEST LAP TIME : 1:47.650 DIFFERENCE : 0.000

LAP	SECTOR 1	SECTOR 2	LAP TIME	MPH	DIFF	TIME OF DAY
1 -		29.992	2:00.311	80.55	12.661	16:20:46.118
2 -	1:21.227	30.446	1:51.673	86.78	4.023	16:22:37.791
3 -	1:20.266	30.463	1:50.729	87.52	3.079	16:24:28.520
4 -	1:21.090	31.042	1:52.132	86.42	4.482	16:26:20.652
5 -	1:18.903	30.292	1:49.195 (3)	88.75	1.545	16:28:09.847
6 -	1:19.960	29.994	1:49.954	88.13	2.304	16:29:59.801
7 -	***1:18.129***	***29.521***	***1:47.650 (1)***	***90.02***		***16:31:47.451***
8 -	1:18.650	30.251	1:48.901 (2)	88.99	1.251	16:33:36.352

P19 68 Ian ASHBY TRIUMPH 675 - Clive Wood Triumph

IDEAL LAP TIME : 1:49.329 BEST LAP TIME : 1:49.329 DIFFERENCE : 0.000

LAP	SECTOR 1	SECTOR 2	LAP TIME	MPH	DIFF	TIME OF DAY
1 -		30.305	1:58.769	81.59	9.440	16:20:44.576
2 -	***1:19.223***	***30.106***	***1:49.329 (1)***	***88.64***		***16:22:33.905***
3 -	1:19.254	30.634	1:49.888 (3)	88.19	0.559	16:24:23.793
4 -	1:19.344	30.279	1:49.623 (2)	88.40	0.294	16:26:13.416
5 -	1:22.237	30.823	1:53.060	85.71	3.731	16:28:06.476
6 -	1:23.463	30.612	1:54.075	84.95	4.746	16:30:00.551
7 -	1:20.579	30.627	1:51.206	87.14	1.877	16:31:51.757
8 -	1:21.067	30.720	1:51.787	86.69	2.458	16:33:43.544

P20 153 C Aaron HICKMOTT Kawasaki ZX6R - Me, Myself & I

IDEAL LAP TIME : 1:48.946 BEST LAP TIME : 1:48.946 DIFFERENCE : 0.000

LAP	SECTOR 1	SECTOR 2	LAP TIME	MPH	DIFF	TIME OF DAY
1 -		30.026	1:58.975	81.45	10.029	16:20:44.782
2 -	1:19.600	29.992	1:49.592 (2)	88.43	0.646	16:22:34.374
3 -	1:20.743	29.737	1:50.480 (3)	87.71	1.534	16:24:24.854
4 -	***1:19.391***	***29.555***	***1:48.946 (1)***	***88.95***		***16:26:13.800***
5 -	1:23.598	30.750	1:54.348	84.75	5.402	16:28:08.148
6 -	1:22.757	30.111	1:52.868	85.86	3.922	16:30:01.016
7 -	1:21.666	29.950	1:51.616	86.82	2.670	16:31:52.632
8 -	1:22.165	29.751	1:51.916	86.59	2.970	16:33:44.548

Weather / Track : Sunny / Dry

Oulton Park International: 2.6920 miles
Date: 04/04/2025 Start: 16:18 Finish: 16:32

BMCRC-MRO Championships 2025 - Rnd 2 @ Oulton Park Int

DART MRO 600 inc Clubman 600 & GP2/EVO

RACE 8 - SECTOR ANALYSIS

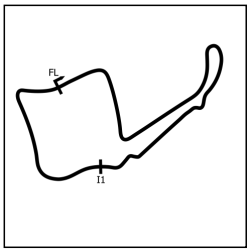

SECTOR 1 = FL to I1, SECTOR 2 = I1 to FL, DIFF = Difference To Personal Best Lap, P = Crossed Finish Line in Pit Lane, D = Time Disallowed

P21 624 Matthew FEDRICK — Yamaha R6 - Matthew Fedrick farriers ltd/ Palmer Race Skool

IDEAL LAP TIME : 1:49.796 BEST LAP TIME : 1:49.796 DIFFERENCE : 0.000

LAP	SECTOR 1	SECTOR 2	LAP TIME	MPH	DIFF	TIME OF DAY
1 -		30.161	1:59.938	80.80	10.142	16:20:45.745
2 -	1:20.680	30.976	1:51.656	86.79	1.860	16:22:37.401
3 -	1:20.379	30.381	1:50.760 (3)	87.49	0.964	16:24:28.161
4 -	1:21.277	31.394	1:52.671	86.01	2.875	16:26:20.832
5 -	1:21.048	30.793	1:51.841	86.65	2.045	16:28:12.673
6 -	1:21.781	30.146	1:51.927	86.58	2.131	16:30:04.600
7 -	1:19.665	30.744	1:50.409 (2)	87.77	0.613	16:31:55.009
8 -	***1:19.659***	***30.137***	***1:49.796 (1)***	***88.26***		***16:33:44.805***

P22 22 Arran HANDS — Honda CBR600 RR - Queensferry Moto Routes

IDEAL LAP TIME : 1:48.895 BEST LAP TIME : 1:48.895 DIFFERENCE : 0.000

LAP	SECTOR 1	SECTOR 2	LAP TIME	MPH	DIFF	TIME OF DAY
1 -		30.112	2:00.543	80.39	11.648	16:20:46.350
2 -	1:20.457	30.250	1:50.707	87.54	1.812	16:22:37.057
3 -	***1:19.211***	***29.684***	***1:48.895 (1)***	***88.99***		***16:24:25.952***
4 -	1:19.483	29.791	1:49.274 (2)	88.68	0.379	16:26:15.226
5 -	1:24.053	32.267	1:56.320	83.31	7.425	16:28:11.546
6 -	1:22.268	30.289	1:52.557	86.10	3.662	16:30:04.103
7 -	1:20.606	29.957	1:50.563	87.65	1.668	16:31:54.666
8 -	1:20.435	30.007	1:50.442 (3)	87.75	1.547	16:33:45.108

P23 910 C Harry GOWER — Triumph DAYTONA 765 - RG Racing

IDEAL LAP TIME : 1:49.843 BEST LAP TIME : 1:50.126 DIFFERENCE : 0.283

LAP	SECTOR 1	SECTOR 2	LAP TIME	MPH	DIFF	TIME OF DAY
1 -		30.346	1:57.451	82.51	7.325	16:20:43.258
2 -	1:20.315	30.615	1:50.930	87.36	0.804	16:22:34.188
3 -	1:20.498	***29.747***	1:50.245 (3)	87.90	0.119	16:24:24.433
4 -	1:20.145	29.981	***1:50.126 (1)***	***88.00***		***16:26:14.559***
5 -	1:24.309	31.746	1:56.055	83.50	5.929	16:28:10.614
6 -	1:23.597	30.562	1:54.159	84.89	4.033	16:30:04.773
7 -	1:20.381	29.990	1:50.371	87.80	0.245	16:31:55.144
8 -	***1:20.096***	30.098	1:50.194 (2)	87.94	0.068	16:33:45.338

P24 40 C James LORD — Triumph STREET TRIPLE -

IDEAL LAP TIME : 1:50.125 BEST LAP TIME : 1:50.337 DIFFERENCE : 0.212

LAP	SECTOR 1	SECTOR 2	LAP TIME	MPH	DIFF	TIME OF DAY
1 -		30.542	2:01.149	79.99	10.812	16:20:46.956
2 -	1:20.519	30.295	1:50.814 (3)	87.45	0.477	16:22:37.770
3 -	1:20.442	30.446	1:50.888	87.39	0.551	16:24:28.658
4 -	1:21.206	31.223	1:52.429	86.19	2.092	16:26:21.087
5 -	1:21.162	30.922	1:52.084	86.46	1.747	16:28:13.171
6 -	1:21.537	30.312	1:51.849	86.64	1.512	16:30:05.020
7 -	1:20.491	***29.916***	1:50.407 (2)	87.77	0.070	16:31:55.427
8 -	***1:20.209***	30.128	***1:50.337 (1)***	***87.83***		***16:33:45.764***

P25 115 C Brian MAHER — Yamaha R6 - Spraytech /Espresso Solutions

IDEAL LAP TIME : 1:51.912 BEST LAP TIME : 1:52.216 DIFFERENCE : 0.304

LAP	SECTOR 1	SECTOR 2	LAP TIME	MPH	DIFF	TIME OF DAY
1 -		31.491	2:03.342	78.57	11.126	16:20:49.149
2 -	1:23.831	31.402	1:55.233	84.10	3.017	16:22:44.382
3 -	1:23.523	31.330	1:54.853	84.38	2.637	16:24:39.235
4 -	1:22.276	31.025	1:53.301 (3)	85.53	1.085	16:26:32.536
5 -	1:23.157	31.172	1:54.329	84.76	2.113	16:28:26.865
6 -	1:22.366	30.941	1:53.307	85.53	1.091	16:30:20.172
7 -	***1:21.792***	30.784	1:52.576 (2)	86.08	0.360	16:32:12.748
8 -	1:22.096	***30.120***	***1:52.216 (1)***	***86.36***		***16:34:04.964***

Weather / Track : Sunny / Dry

Oulton Park International: 2.6920 miles
Date: 04/04/2025 Start: 16:18 Finish: 16:32

BMCRC-MRO Championships 2025 - Rnd 2 @ Oulton Park Int

DART MRO 600 inc Clubman 600 & GP2/EVO

RACE 8 - SECTOR ANALYSIS

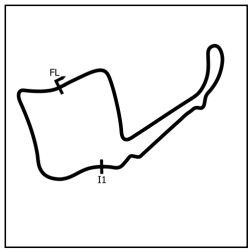

SECTOR 1 = FL to I1, SECTOR 2 = I1 to FL, DIFF = Difference To Personal Best Lap, P = Crossed Finish Line in Pit Lane, D = Time Disallowed

P26 65 C Frank MONTINI Triumph DAYTONA 675R - Sara Johnson

IDEAL LAP TIME : 1:52.165 BEST LAP TIME : 1:52.604 DIFFERENCE : 0.439

LAP	SECTOR 1	SECTOR 2	LAP TIME	MPH	DIFF	TIME OF DAY
1 -		31.878	2:03.913	78.20	11.309	16:20:49.720
2 -	1:23.453	31.511	1:54.964	84.29	2.360	16:22:44.684
3 -	1:22.671	31.613	1:54.284	84.80	1.680	16:24:38.968
4 -	1:21.580	31.662	1:53.242 **(3)**	85.58	0.638	16:26:32.210
5 -	1:22.510	31.718	1:54.228	84.84	1.624	16:28:26.438
6 -	1:22.514	31.082	1:53.596	85.31	0.992	16:30:20.034
7 -	***1:21.431***	31.173	***1:52.604*** **(1)**	***86.06***		***16:32:12.638***
8 -	1:21.944	***30.734***	1:52.678 **(2)**	86.00	0.074	16:34:05.316

P27 38 C Paul COOMBS Triumph 675R DAYTONA -

IDEAL LAP TIME : 1:51.494 BEST LAP TIME : 1:51.973 DIFFERENCE : 0.479

LAP	SECTOR 1	SECTOR 2	LAP TIME	MPH	DIFF	TIME OF DAY
1 -		31.645	2:06.040	76.89	14.067	16:20:51.847
2 -	1:23.745	31.607	1:55.352	84.01	3.379	16:22:47.199
3 -	1:22.659	31.307	1:53.966	85.03	1.993	16:24:41.165
4 -	1:22.611	31.245	1:53.856	85.11	1.883	16:26:35.021
5 -	1:23.327	31.157	1:54.484	84.65	2.511	16:28:29.505
6 -	1:22.277	30.964	1:53.241 **(3)**	85.58	1.268	16:30:22.746
7 -	***1:20.935***	31.038	***1:51.973*** **(1)**	***86.55***		***16:32:14.719***
8 -	1:21.465	***30.559***	1:52.024 **(2)**	86.51	0.051	16:34:06.743

P28 85 C Jack WOLFF Kawasaki ZX636 - James MZ Racing

IDEAL LAP TIME : 1:52.254 BEST LAP TIME : 1:52.450 DIFFERENCE : 0.196

LAP	SECTOR 1	SECTOR 2	LAP TIME	MPH	DIFF	TIME OF DAY
1 -		***31.033***	2:02.024	79.42	9.574	16:20:47.831
2 -	***1:21.221***	31.229	***1:52.450*** **(1)**	***86.18***		***16:22:40.281***
3 -	1:23.308	32.250	1:55.558	83.86	3.108	16:24:35.839
4 -	1:23.454	32.055	1:55.509	83.90	3.059	16:26:31.348
5 -	1:24.244	31.787	1:56.031	83.52	3.581	16:28:27.379
6 -	1:22.485	31.282	1:53.767 **(2)**	85.18	1.317	16:30:21.146
7 -	1:22.122	31.734	1:53.856 **(3)**	85.11	1.406	16:32:15.002
8 -	1:22.801	31.677	1:54.478	84.65	2.028	16:34:09.480

P29 71 C David RANSOME Yamaha YZF R6 -

IDEAL LAP TIME : 1:52.320 BEST LAP TIME : 1:52.320 DIFFERENCE : 0.000

LAP	SECTOR 1	SECTOR 2	LAP TIME	MPH	DIFF	TIME OF DAY
1 -		31.540	2:04.100	78.09	11.780	16:20:49.907
2 -	1:23.975	31.224	1:55.199	84.12	2.879	16:22:45.106
3 -	1:23.147	31.251	1:54.398	84.71	2.078	16:24:39.504
4 -	1:23.093	34.002	1:57.095	82.76	4.775	16:26:36.599
5 -	1:23.155	30.913	1:54.068	84.96	1.748	16:28:30.667
6 -	1:22.025	30.865	1:52.890 **(2)**	85.84	0.570	16:30:23.557
7 -	***1:21.560***	***30.760***	***1:52.320*** **(1)**	***86.28***		***16:32:15.877***
8 -	1:22.671	31.130	1:53.801 **(3)**	85.16	1.481	16:34:09.678

P30 82 Kev ADAMS Kawasaki ZX6 -

IDEAL LAP TIME : 1:53.221 BEST LAP TIME : 1:53.435 DIFFERENCE : 0.214

LAP	SECTOR 1	SECTOR 2	LAP TIME	MPH	DIFF	TIME OF DAY
1 -		31.601	2:05.543	77.19	12.108	16:20:51.350
2 -	1:23.287	31.416	1:54.703	84.49	1.268	16:22:46.053
3 -	1:22.838	31.254	1:54.092	84.94	0.657	16:24:40.145
4 -	1:23.283	31.184	1:54.467	84.66	1.032	16:26:34.612
5 -	1:22.949	30.934	1:53.883 **(2)**	85.09	0.448	16:28:28.495
6 -	1:22.867	31.170	1:54.037	84.98	0.602	16:30:22.532
7 -	1:23.242	***30.713***	1:53.955 **(3)**	85.04	0.520	16:32:16.487
8 -	***1:22.508***	30.927	***1:53.435*** **(1)**	***85.43***		***16:34:09.922***

Weather / Track : Sunny / Dry

Oulton Park International: 2.6920 miles
Date: 04/04/2025 Start: 16:18 Finish: 16:32

BMCRC-MRO Championships 2025 - Rnd 2 @ Oulton Park Int

DART MRO 600 inc Clubman 600 & GP2/EVO

RACE 8 - SECTOR ANALYSIS

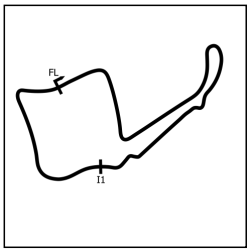

SECTOR 1 = FL to I1, SECTOR 2 = I1 to FL, DIFF = Difference To Personal Best Lap, P = Crossed Finish Line in Pit Lane, D = Time Disallowed

P31 6 C Gareth FAITH Kawasaki ZX6R - Sitramoto

IDEAL LAP TIME : 1:51.637 BEST LAP TIME : 1:51.959 DIFFERENCE : 0.322

LAP	SECTOR 1	SECTOR 2	LAP TIME	MPH	DIFF	TIME OF DAY
1 -		31.965	2:06.597	76.55	14.638	16:20:52.404
2 -	1:23.585	31.307	1:54.892	84.35	2.933	16:22:47.296
3 -	1:25.646	31.756	1:57.402	82.54	5.443	16:24:44.698
4 -	***1:20.772***	31.394	1:52.166 **(2)**	86.40	0.207	16:26:36.864
5 -	1:24.999	31.163	1:56.162	83.42	4.203	16:28:33.026
6 -	1:21.036	30.923	***1:51.959*** **(1)**	***86.56***		***16:30:24.985***
7 -	1:21.713	31.136	1:52.849 **(3)**	85.87	0.890	16:32:17.834
8 -	1:22.875	***30.865***	1:53.740	85.20	1.781	16:34:11.574

P32 84 C George HIGGINS Yamaha R6 - Aztec Racing

IDEAL LAP TIME : 1:53.787 BEST LAP TIME : 1:53.787 DIFFERENCE : 0.000

LAP	SECTOR 1	SECTOR 2	LAP TIME	MPH	DIFF	TIME OF DAY
1 -		32.123	2:07.095	76.25	13.308	16:20:52.902
2 -	1:23.941	31.448	1:55.389	83.98	1.602	16:22:48.291
3 -	1:22.783	31.345	1:54.128 **(2)**	84.91	0.341	16:24:42.419
4 -	***1:22.508***	***31.279***	***1:53.787*** **(1)**	***85.17***		***16:26:36.206***
5 -	1:22.913	31.510	1:54.423	84.69	0.636	16:28:30.629
6 -	1:22.785	31.520	1:54.305	84.78	0.518	16:30:24.934
7 -	1:22.688	31.521	1:54.209 **(3)**	84.85	0.422	16:32:19.143
8 -	1:23.667	31.689	1:55.356	84.01	1.569	16:34:14.499

P33 440 Elijah EVERTON Kawasaki NINJA 600 -

IDEAL LAP TIME : 1:44.621 BEST LAP TIME : 1:44.621 DIFFERENCE : 0.000

LAP	SECTOR 1	SECTOR 2	LAP TIME	MPH	DIFF	TIME OF DAY
1 -		30.102	1:53.334	85.51	8.713	16:20:39.141
2 -	1:16.960	29.276	1:46.236	91.22	1.615	16:22:25.377
3 -	1:16.585	29.366	1:45.951	91.46	1.330	16:24:11.328
4 -	1:16.520	29.085	1:45.605 **(3)**	91.76	0.984	16:25:56.933
5 -	***1:15.920***	***28.701***	***1:44.621*** **(1)**	***92.63***		***16:27:41.554***
6 -	1:16.184	29.087	1:45.271 **(2)**	92.06	0.650	16:29:26.825
7 -	1:16.450	29.310	1:45.760	91.63	1.139	16:31:12.585

P34 131 Duncan BURNS Kawasaki ZX6R - Wife

IDEAL LAP TIME : 1:47.044 BEST LAP TIME : 1:47.044 DIFFERENCE : 0.000

LAP	SECTOR 1	SECTOR 2	LAP TIME	MPH	DIFF	TIME OF DAY
1 -		29.557	1:56.989	82.83	9.945	16:20:42.796
2 -	1:17.767	29.366	1:47.133 **(2)**	90.46	0.089	16:22:29.929
3 -	1:17.802	29.402	1:47.204 **(3)**	90.40	0.160	16:24:17.133
4 -	***1:17.752***	***29.292***	***1:47.044*** **(1)**	***90.53***		***16:26:04.177***
5 -	1:18.106	29.798	1:47.904	89.81	0.860	16:27:52.081
6 -	1:19.290	29.799	1:49.089	88.83	2.045	16:29:41.170
7 -	1:19.448	29.650	1:49.098	88.83	2.054	16:31:30.268

P35 54 C Jake ANDERTON Yamaha R6 - Hunter Racing

IDEAL LAP TIME : 1:46.713 BEST LAP TIME : 1:46.892 DIFFERENCE : 0.179

LAP	SECTOR 1	SECTOR 2	LAP TIME	MPH	DIFF	TIME OF DAY
1 -		29.599	1:55.515	83.89	8.623	16:20:41.322
2 -	1:18.236	29.443	1:47.679 **(3)**	90.00	0.787	16:22:29.001
3 -	***1:17.390***	29.502	***1:46.892*** **(1)**	***90.66***		***16:24:15.893***
4 -	1:17.717	***29.323***	1:47.040 **(2)**	90.53	0.148	16:26:02.933

BMCRC-MRO Championships 2025 - Rnd 2 @ Oulton Park Int

DART MRO 600 inc Clubman 600 & GP2/EVO

RACE 8 - SECTOR ANALYSIS

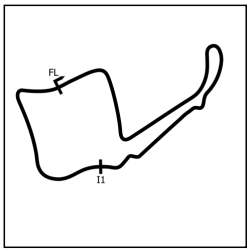

SECTOR 1 = FL to I1, SECTOR 2 = I1 to FL, DIFF = Difference To Personal Best Lap, P = Crossed Finish Line in Pit Lane, D = Time Disallowed

P36 32 Martin MORRIS Kawasaki ZX6 - Morris Racing, Obsession Engineering

IDEAL LAP TIME : 1:49.091 BEST LAP TIME : 1:49.091 DIFFERENCE : 0.000

LAP	SECTOR 1	SECTOR 2	LAP TIME	MPH	DIFF	TIME OF DAY
1 -		30.084	1:59.227	81.28	10.136	16:20:45.034
2 -	1:19.540	29.965	1:49.505 **(3)**	88.50	0.414	16:22:34.539
3 -	1:19.536	29.836	1:49.372 **(2)**	88.60	0.281	16:24:23.911
4 -	***1:19.417***	***29.674***	***1:49.091*** **(1)**	***88.83***		***16:26:13.002***

P37 16 C Greg PYMM Suzuki GSXR600 - Precision Installations, CMR, Grim Fabricatic

IDEAL LAP TIME : 2:03.111 BEST LAP TIME : 2:03.701 DIFFERENCE : 0.590

LAP	SECTOR 1	SECTOR 2	LAP TIME	MPH	DIFF	TIME OF DAY
1 -		***33.103***	2:09.747	74.69	6.046	16:20:55.554
2 -	***1:30.008***	33.693	***2:03.701*** **(1)**	***78.34***		***16:22:59.255***
3 -	1:30.479	IN PIT	2:12.187 **P**	73.31	8.486	16:25:11.442

P38 55 Aditya BEHAL Kawasaki ZX6R -

IDEAL LAP TIME : 2:06.553 BEST LAP TIME : DIFFERENCE :

LAP	SECTOR 1	SECTOR 2	LAP TIME	MPH	DIFF	TIME OF DAY
1 -		***30.968***	1:58.869	81.52		16:20:44.676
2 -	***1:35.585***	IN PIT	2:14.745 **P**	71.92		16:22:59.421

P39 5 Luke MACRAE Triumph - Northlands Fencing/ EPS Pumps

IDEAL LAP TIME : BEST LAP TIME : DIFFERENCE :

LAP	SECTOR 1	SECTOR 2	LAP TIME	MPH	DIFF	TIME OF DAY
1 -		***29.718***	1:53.436	85.43		16:20:39.243

BMCRC-MRO Championships 2025 - Rnd 2 @ Oulton Park Int

DART MRO 600 inc Clubman 600 & GP2/EVO

RACE 8 - BEST SECTORS

	SECTOR 1		SECTOR 2	
POS	NO	TIME	NO	TIME
1	15	1:14.040	15	28.097
2	164	1:14.290	135	28.123
3	135	1:14.345	164	28.201
4	3	1:14.691	3	28.245
5	212	1:15.125	212	28.420
6	440	1:15.920	62	28.568
7	179	1:15.929	179	28.683
8	62	1:15.953	440	28.701
9	44	1:15.955	91	28.748
10	91	1:16.157	35	28.882
11	78	1:16.602	44	28.885
12	169	1:16.846	169	28.966
13	178	1:16.933	178	29.009
14	224	1:17.076	48	29.016
15	35	1:17.088	78	29.042
16	28	1:17.272	224	29.107
17	54	1:17.390	28	29.244
18	131	1:17.752	131	29.292
19	48	1:17.899	54	29.323
20	97	1:18.129	67	29.516
21	67	1:18.852	97	29.521
22	22	1:19.211	153	29.555
23	68	1:19.223	32	29.674
24	153	1:19.391	22	29.684
25	32	1:19.417	5	29.718
26	624	1:19.659	910	29.747
27	910	1:20.096	40	29.916
28	40	1:20.209	68	30.106
29	6	1:20.772	115	30.120
30	38	1:20.935	624	30.137
31	85	1:21.221	38	30.559
32	65	1:21.431	82	30.713
33	71	1:21.560	65	30.734
34	115	1:21.792	71	30.760
35	82	1:22.508	6	30.865
36	84	1:22.508	55	30.968
37	16	1:30.008	85	31.033
38	55	1:35.585	84	31.279
39			16	33.103
40				

IDEAL / BEST COMPARISON

POS	NO	NAME	IDEAL	BEST	DIFF
		PERFECT LAP	1:42.137		
1	15	HARRISON	1:42.137	1:42.149	0.012
2	135	WESTON	1:42.468	1:42.490	0.022
3	164	TUSTIN	1:42.491	1:42.496	0.005
4	3	LAMBDEN	1:42.936	1:42.936	0.000
5	212	PALLETT	1:43.545	1:43.716	0.171
6	62	PERRY	1:44.521	1:44.521	0.000
7	179	O'MARA	1:44.612	1:44.760	0.148
8	440	EVERTON	1:44.621	1:44.621	0.000
9	44	DUTTON	1:44.840	1:44.915	0.075
10	91	HIRST	1:44.905	1:44.958	0.053
11	78	POVAH	1:45.644	1:45.845	0.201
12	169	CUNNINGHAM	1:45.812	1:45.812	0.000
13	178	BLOOMFIELD	1:45.942	1:46.294	0.352
14	35	DICKINSON	1:45.970	1:46.221	0.251
15	224	WILSON	1:46.183	1:46.192	0.009
16	28	WALKER	1:46.516	1:46.560	0.044
17	54	ANDERTON	1:46.713	1:46.892	0.179
18	48	FORREST	1:46.915	1:46.915	0.000
19	131	BURNS	1:47.044	1:47.044	0.000
20	97	MANN	1:47.650	1:47.650	0.000
21	67	ANSELL	1:48.368	1:48.724	0.356
22	22	HANDS	1:48.895	1:48.895	0.000
23	153	HICKMOTT	1:48.946	1:48.946	0.000
24	32	MORRIS	1:49.091	1:49.091	0.000
25	68	ASHBY	1:49.329	1:49.329	0.000
26	624	FEDRICK	1:49.796	1:49.796	0.000
27	910	GOWER	1:49.843	1:50.126	0.283
28	40	LORD	1:50.125	1:50.337	0.212
29	38	COOMBS	1:51.494	1:51.973	0.479
30	6	FAITH	1:51.637	1:51.959	0.322
31	115	MAHER	1:51.912	1:52.216	0.304
32	65	MONTINI	1:52.165	1:52.604	0.439
33	85	WOLFF	1:52.254	1:52.450	0.196
34	71	RANSOME	1:52.320	1:52.320	0.000
35	82	ADAMS	1:53.221	1:53.435	0.214
36	84	HIGGINS	1:53.787	1:53.787	0.000
37	16	PYMM	2:03.111	2:03.701	0.590
38	55	BEHAL			
39	5	MACRAE			

Weather / Track : Sunny / Dry

Oulton Park International: 2.6920 miles
Date: 04/04/2025 Start: 16:18 Finish: 16:32

Results can be found at www.tsl-timing.com

Printed - 16:34 Friday, 04 April 2025

BMCRC-MRO Championships 2025 - Rnd 2 @ Oulton Park Int

DART MRO 600 inc Clubman 600 & GP2/EVO

RACE 8 - STATISTICS

Competitors Started	40
Planned Start	2025-04-04 @ 16:00:00.000
Actual Start	2025-04-04 @ 16:18:45.806
Finish Time	2025-04-04 @ 16:32:34.023
Track Length	2.6920mi.
Total Laps	284
Total Distance Covered	764.5361mi.

Session Fastest Lap History

NO	CL	NAME	LAP TIME	TIME OF DAY	LAP	VEHICLE
135		**Zack WESTON**	**1:43.681**	16:22:17.115	2	Yamaha R6
15		**Nathan HARRISON**	**1:43.391**	16:22:17.361	2	Honda CBR600RR
3		**Joey LAMBDEN**	**1:43.291**	16:24:03.884	3	Kawasaki 636
15		**Nathan HARRISON**	**1:43.099**	16:25:44.231	4	Honda CBR600RR
3		**Joey LAMBDEN**	**1:42.936**	16:25:46.820	4	Kawasaki 636
15		**Nathan HARRISON**	**1:42.380**	16:27:26.610	5	Honda CBR600RR
15		**Nathan HARRISON**	**1:42.149**	16:32:34.017	8	Honda CBR600RR

Session Leader History

NO	CL	NAME	FROM LAP	LAPS LED	DISTANCE	VEHICLE
135		**Zack WESTON**	1	3	8.07 miles	Yamaha R6
15		**Nathan HARRISON**	4	5	13.46 miles	Honda CBR600RR

Flag History

TYPE	TIME OF DAY
GREEN	16:18:45.806
FINISH	16:32:34.023

Flag Statistics

TYPE	COUNT	TOTAL LAPS	TOTAL TIME
Green	1	8	15:34.258
Red	0	0	0.000
Safety Car	0	0	0.000
FCY	0	0	0.000

Weather / Track : Sunny / Dry

Oulton Park International: 2.6920 miles
Date: 04/04/2025 Start: 16:18 Finish: 16:32

BMCRC-MRO Championships 2025 - Rnd 2 @ Oulton Park Int

DART MRO 600 inc Clubman 600 & GP2/EVO

RACE 8 - STATISTICS

CLASS : 23 Starters

Fastest Lap History

NO	NAME	LAP TIME	TIME OF DAY	LAP	VEHICLE
135	**Zack WESTON**	**1:43.681**	16:22:17.115	2	Yamaha R6
15	**Nathan HARRISON**	**1:43.391**	16:22:17.361	2	Honda CBR600RR
3	**Joey LAMBDEN**	**1:43.291**	16:24:03.884	3	Kawasaki 636
15	**Nathan HARRISON**	**1:43.099**	16:25:44.231	4	Honda CBR600RR
3	**Joey LAMBDEN**	**1:42.936**	16:25:46.820	4	Kawasaki 636
15	**Nathan HARRISON**	**1:42.380**	16:27:26.610	5	Honda CBR600RR
15	**Nathan HARRISON**	**1:42.149**	16:32:34.017	8	Honda CBR600RR

Leader History

NO	NAME	FROM LAP	LAPS LED	DISTANCE	VEHICLE
135	**Zack WESTON**	1	3	8.07 miles	Yamaha R6
15	**Nathan HARRISON**	4	5	13.46 miles	Honda CBR600RR

BMCRC-MRO Championships 2025 - Rnd 2 @ Oulton Park Int

DART MRO 600 inc Clubman 600 & GP2/EVO

RACE 8 - STATISTICS

CLASS : C

17 Starters

Fastest Lap History

NO	NAME	LAP TIME	TIME OF DAY	LAP	VEHICLE
54	**Jake ANDERTON**	**1:47.679**	16:22:29.009	2	Yamaha R6
178	**Paul BLOOMFIELD**	**1:47.198**	16:22:29.222	2	Yamaha R6
54	**Jake ANDERTON**	**1:46.892**	16:24:15.901	3	Yamaha R6
178	**Paul BLOOMFIELD**	**1:46.882**	16:24:16.105	3	Yamaha R6
178	**Paul BLOOMFIELD**	**1:46.294**	16:26:02.399	4	Yamaha R6

Leader History

NO	NAME	FROM LAP	LAPS LED	DISTANCE	VEHICLE
54	**Jake ANDERTON**	1	3	8.07 miles	Yamaha R6
178	**Paul BLOOMFIELD**	4	5	13.46 miles	Yamaha R6

Weather / Track : Sunny / Dry

Oulton Park International: 2.6920 miles
Date: 04/04/2025 Start: 16:18 Finish: 16:32

MRO 600

MRO CLUBMAN 600

BMCRC-MRO Championships 2025 - Rnd 2 @ Oulton Park Int

DART MRO 600 inc Clubman 600 & GP2/EVO

RACE 8 - GRID - AMENDED (10 Laps)

ROW 14			2:03.701	41	16	Greg PYMM	1:53.787	40	84	George HIGGINS
ROW 13	1:53.435	39	82	Kev ADAMS	38	52	James EGGINTON	1:52.604	37	65	Frank MONTINI
ROW 12	1:52.450	36	85	Jack WOLFF	1:52.320	35	71	David RANSOME	1:52.216	34	115	Brian MAHER
ROW 11	1:51.973	33	38	Paul COOMBS	1:51.959	32	6	Gareth FAITH	1:50.337	31	40	James LORD
ROW 10	1:50.126	30	910	Harry GOWER	1:49.796	29	624	Matthew FEDRICK	1:49.329	28	68	Ian ASHBY
ROW 9		27	55	Aditya BEHAL	1:49.091	26	32	Martin MORRIS	1:48.946	25	153	Aaron HICKMOTT
ROW 8	1:48.895	24	22	Arran HANDS	1:48.724	23	67	Edward ANSELL	1:47.650	22	97	Alex MANN
ROW 7	1:47.044	21	131	Duncan BURNS		20	5	Luke MACRAE	1:46.915	19	48	Rhys FORREST
ROW 6	1:46.892	18	54	Jake ANDERTON	1:46.560	17	28	Tom WALKER	1:46.294	16	178	Paul BLOOMFIELD
ROW 5	1:46.221	15	35	Kai DICKINSON	1:46.192	14	224	Jamie WILSON	1:45.845	13	78	Keith POVAH
ROW 4	1:45.812	12	169	Gareth CUNNINGHAM	1:44.958	11	91	Sam HIRST		10	141	Henry ROSS
ROW 3	1:44.915	9	44	James DUTTON	1:44.760	8	179	James O'MARA	1:44.621	7	440	Elijah EVERTON
ROW 2	1:44.521	6	62	Jonathan PERRY	1:43.716	5	212	Matt PALLETT	1:42.936	4	3	Joey LAMBDEN
ROW 1	1:42.496	3	164	Michael TUSTIN	1:42.490	2	135	Zack WESTON	1:42.149	1	15	Nathan HARRISON

Pole

These results are provisional until the conclusion of any judicial and technical matters.

Oulton Park International: 2.6920 miles

Clerk Of Course:	Timekeeper: Craig Smith	

Results can be found at www.tsl-timing.com

Printed - 08:37 Saturday, 05 April 2025

BMCRC-MRO Championships 2025 - Rnd 2 @ Oulton Park Int

DART MRO 600 inc Clubman 600 & GP2/EVO

RACE 8 - CLASSIFICATION

Race Distance: 10 Laps / 26.92 miles

POS	NO	CL	PIC	NAME	ENTRY	LAPS	TIME	GAP	DIFF	MPH	BEST	ON	GRD	↑↓
1	15		1	Nathan HARRISON	Honda CBR600RR - H&H Motorcycles	10	17:09.403			94.14	1:41.931	6	1	0
2	164		2	Michael TUSTIN	Yamaha R6 - Keder Greenhouse	10	17:16.428	7.025	7.025	93.50	1:42.667	6	3	1
3	135		3	Zack WESTON	Yamaha R6 - Speedy Freight - NW Racing	10	17:16.639	7.236	0.211	93.48	1:42.659	2	2	-1
4	212		4	Matt PALLETT	Kawasaki ZX636 - In:timber	10	17:20.632	11.229	3.993	93.12	1:42.875	8	5	1
5	62		5	Jonathan PERRY	- Gordon Huxley Racing	10	17:40.525	31.122	19.893	91.38	1:44.749	8	6	1
6	179		6	James O'MARA	Triumph 675R - BRP Machining Ltd - Alton Compressor Serv	10	17:41.592	32.189	1.067	91.29	1:44.352	10	8	2
7	91		7	Sam HIRST	Kawasaki ZX-636 - Team Valley Racing	10	17:41.812	32.409	0.220	91.27	1:44.737	7	11	4
8	141		8	Henry ROSS	Yamaha R6 -	10	17:42.135	32.732	0.323	91.24	1:43.920	6	10	2
9	44		9	James DUTTON	Yamaha R6 - AMR Motorcycles	10	17:44.196	34.793	2.061	91.06	1:45.306	4	9	0
10	35		10	Kai DICKINSON	Yamaha R6 - Dad	10	17:45.149	35.746	0.953	90.98	1:44.857	10	15	5
11	178	C	1	Paul BLOOMFIELD	Yamaha R6 - Martello transport	10	17:45.674	36.271	0.525	90.94	1:44.996	10	16	5
12	169		11	Gareth CUNNINGHAM	Yamaha R6 -	10	17:46.554	37.151	0.880	90.86	1:45.250	10	12	0
13	78		12	Keith POVAH	Yamaha R6 - @crap.sack give us a follow!	10	17:51.925	42.522	5.371	90.41	1:45.705	10	13	0
14	3		13	Joey LAMBDEN	Kawasaki 636 -	10	17:53.643	44.240	1.718	90.26	1:44.371	3	4	-10
15	28	C	2	Tom WALKER	Yamaha R6 - TRW Racing	10	17:57.657	48.254	4.014	89.92	1:46.093	8	17	2
16	48	C	3	Rhys FORREST	Kawasaki 600 -	10	17:57.911	48.508	0.254	89.90	1:46.427	5	19	3
17	224		14	Jamie WILSON	Kawasaki ZX6R - Myself	10	18:03.046	53.643	5.135	89.48	1:46.474	2	14	-3
18	68		15	Ian ASHBY	TRIUMPH 675 - Clive Wood Triumph	10	18:07.842	58.439	4.796	89.08	1:47.428	10	28	10
19	67	C	4	Edward ANSELL	Triumph 675 - ketchup Racing	10	18:16.385	1:06.982	8.543	88.39	1:48.156	10	23	4
20	910	C	5	Harry GOWER	Triumph DAYTONA 765 - RG Racing	10	18:16.428	1:07.025	0.043	88.38	1:47.460	5	30	10
21	54	C	6	Jake ANDERTON	Yamaha R6 - Hunter Racing	10	18:16.627	1:07.224	0.199	88.37	1:48.009	10	18	-3
22	153	C	7	Aaron HICKMOTT	Kawasaki ZX6R - Me, Myself & I	10	18:17.003	1:07.600	0.376	88.34	1:48.161	10	25	3
23	22		16	Arran HANDS	Honda CBR600 RR - Queensferry Moto Routes	10	18:22.940	1:13.537	5.937	87.86	1:48.533	3	24	1
24	97		17	Alex MANN	Triumph DAYTONA - EB1 Racing	10	18:23.767	1:14.364	0.827	87.80	1:47.509	9	22	-2
25	32*		18	Martin MORRIS	Kawasaki ZX6 - Morris Racing, Obsession Engineering	10	18:24.907	1:15.504	1.140	87.71	1:46.838	10	26	1
26	40	C	8	James LORD	Triumph STREET TRIPLE -	10	18:24.969	1:15.566	0.062	87.70	1:48.422	10	31	5
27	624		19	Matthew FEDRICK	Yamaha R6 - Matthew Fedrick farriers ltd/ Palmer Race Skoc	10	18:35.317	1:25.914	10.348	86.89	1:49.563	6	29	2
28	115	C	9	Brian MAHER	Yamaha R6 - Spraytech /Espresso Solutions	10	18:46.372	1:36.969	11.055	86.03	1:49.752	5	34	6
29	38	C	10	Paul COOMBS	Triumph 675R DAYTONA -	10	18:56.815	1:47.412	10.443	85.24	1:51.205	9	33	4
30	71	C	11	David RANSOME	Yamaha YZF R6 -	10	18:56.909	1:47.506	0.094	85.24	1:50.313	9	35	5
31	6	C	12	Gareth FAITH	Kawasaki ZX6R - Sitramoto	9	17:10.233	1 Lap	1 Lap	84.66	1:51.905	3	32	1
32	65	C	13	Frank MONTINI	Triumph DAYTONA 675R - Sara Johnson	9	17:16.383	1 Lap	6.150	84.15	1:52.127	3	37	5
33	82		20	Kev ADAMS	Kawasaki ZX6 -	9	17:16.686	1 Lap	0.303	84.13	1:53.284	3	39	6
34	84	C	14	George HIGGINS	Yamaha R6 - Aztec Racing	9	17:27.172	1 Lap	10.486	83.29	1:53.748	3	40	6
35	16	C	15	Greg PYMM	Suzuki GSXR600 - Precision Installations, CMR, Grim Fabric	9	18:01.394	1 Lap	34.222	80.65	1:58.008	8	41	6

NOT CLASSIFIED

DNF	85	C		Jack WOLFF	Kawasaki ZX636 - James MZ Racing	7	13:39.100	3 Laps	2 Laps	82.82	1:52.609	3	36	
DNF	5			Luke MACRAE	Triumph - Northlands Fencing/ EPS Pumps	2	4:03.430	8 Laps	5 Laps	79.62			20	

FASTEST LAP

	15		Nathan HARRISON	Honda CBR600RR - H&H Motorcycles	6	1:41.931	95.07 mph	153.01 kph
	178	C	Paul BLOOMFIELD	Yamaha R6 - Martello transport	10	1:44.996	92.30 mph	148.54 kph

#32 - 10 Second Jump Start Penalty
Class - 92.5% of Race Speed = 87.07 mph
Class C - 92.5% of Race Speed = 84.11 mph

Weather / Track : Sunny / Dry
These results are provisional until the conclusion of any judicial and technical matters.

Date: 05/04/2025 Start: 13:48 Finish: 14:05
Oulton Park International: 2.6920 miles

Clerk Of Course:	Timekeeper: Craig Smith	

Results can be found at www.tsl-timing.com

Printed - 14:13 Saturday, 05 April 2025

BMCRC-MRO Championships 2025 - Rnd 2 @ Oulton Park Int

DART MRO 600 inc Clubman 600 & GP2/EVO

RACE 8 - LAP CHART

LAP 1 @ 13:50:31.632

NO	BEHIND	LAP TIME
15		1:46.995
135	0.266	1:47.261
164	1.367	1:48.362
212	2.217	1:49.212
62	4.598	1:51.593
141	4.870	1:51.865
3	4.950	1:51.945
91	5.055	1:52.050
44	5.553	1:52.548
169	5.976	1:52.971
178	6.247	1:53.242
179	6.437	1:53.432
224	6.929	1:53.924
35	7.281	1:54.276
78	7.912	1:54.907
48	8.487	1:55.482
28	8.728	1:55.723
5	9.717	1:56.712
54	10.142	1:57.137
910	10.890	1:57.885
68	10.944	1:57.939
67	11.107	1:58.102
153	11.584	1:58.579
32	11.885	1:58.880
22	12.308	1:59.303
40	14.017	2:01.012
624	14.133	2:01.128
115	14.770	2:01.765
6	15.189	2:02.184
38	16.738	2:03.733
71	16.936	2:03.931
97	16.958	2:03.953
65	17.398	2:04.393
85	17.780	2:04.775
82	18.540	2:05.535
84	19.088	2:06.083
16	22.031	2:09.026

LAP 2 @ 13:52:14.229

NO	BEHIND	LAP TIME
15		1:42.597
135	0.328	1:42.659
164	1.985	1:43.215
212	3.771	1:44.151
62	7.744	1:45.743
3	8.012	1:45.659
141	8.085	1:45.812
91	8.210	1:45.752
44	9.155	1:46.199
169	9.482	1:46.103
178	9.815	1:46.165
179	10.159	1:46.319
224	10.806	1:46.474
35	11.039	1:46.355
78	11.716	1:46.401
48	12.744	1:46.854
28	13.479	1:47.348
68	16.752	1:48.405
54	17.397	1:49.852
910	17.977	1:49.684
67	18.046	1:49.536
153	18.854	1:49.867
32	19.635	1:50.347
22	20.369	1:50.658
40	20.897	1:49.477
624	23.484	1:51.948
6	24.586	1:51.994
97	24.940	1:50.579
115	25.182	1:53.009
38	28.126	1:53.985
65	28.739	1:53.938
71	28.917	1:54.578
85	29.296	1:54.113
82	29.860	1:53.917
84	31.073	1:54.582
5	33.838	2:06.718 P
16	39.465	2:00.031

LAP 3 @ 13:53:56.606

NO	BEHIND	LAP TIME
15		1:42.377
135	0.721	1:42.770
164	3.010	1:43.402
212	5.358	1:43.964
3	10.006	1:44.371
62	11.165	1:45.798
141	11.342	1:45.634
91	11.561	1:45.728
44	12.442	1:45.664
169	12.933	1:45.828
179	13.109	1:45.327
178	13.400	1:45.962
35	14.612	1:45.950
224	15.138	1:46.709
78	15.664	1:46.325
48	16.890	1:46.523
28	18.130	1:47.028
68	21.816	1:47.441
54	23.511	1:48.491
910	24.058	1:48.458
67	24.138	1:48.469
153	24.685	1:48.208
32	25.278	1:48.020
22	26.525	1:48.533
40	27.221	1:48.701
624	32.306	1:51.199
97	32.666	1:50.103
6	34.114	1:51.905
115	34.329	1:51.524
38	37.943	1:52.194
65	38.489	1:52.127
71	38.890	1:52.350
85	39.528	1:52.609
82	40.767	1:53.284
84	42.444	1:53.748
16	56.762	1:59.674

LAP 4 @ 13:55:38.978

NO	BEHIND	LAP TIME
15		1:42.372
135	1.443	1:43.094
164	4.098	1:43.460
212	6.028	1:43.042
62	14.010	1:45.217
91	14.163	1:44.974
141	14.515	1:45.545
44	15.376	1:45.306
169	17.087	1:46.526
178	17.362	1:46.334
179	17.761	1:47.024
35	18.175	1:45.935
224	19.336	1:46.570
78	19.457	1:46.165
48	21.085	1:46.567
28	22.892	1:47.134
3	25.322	1:57.688
68	26.895	1:47.451
54	30.360	1:49.221
910	30.414	1:48.728
67	30.669	1:48.903
153	31.114	1:48.801
32	31.267	1:48.361
22	34.092	1:49.939
40	34.551	1:49.702
97	39.450	1:49.156
624	40.478	1:50.544
115	43.076	1:51.119
6	46.533	1:54.791
38	48.219	1:52.648
65	49.879	1:53.762
85	50.579	1:53.423
71	50.933	1:54.415
82	52.255	1:53.860
84	54.617	1:54.545
16	1:13.928	1:59.538

LAP 5 @ 13:57:21.173

NO	BEHIND	LAP TIME
15		1:42.195
135	2.701	1:43.453
164	4.600	1:42.697
212	6.743	1:42.910
141	17.336	1:45.016
62	17.595	1:45.780
91	17.739	1:45.771
44	18.872	1:45.691
178	20.570	1:45.403
169	21.127	1:46.235
179	21.267	1:45.701
35	21.749	1:45.769
224	24.907	1:47.766
78	25.014	1:47.752
48	25.317	1:46.427
28	27.212	1:46.515
3	27.707	1:44.580
68	32.348	1:47.648
910	35.679	1:47.460
54	36.635	1:48.470
67	36.969	1:48.495
153	37.381	1:48.462
32	37.560	1:48.488
22	41.393	1:49.496
40	42.070	1:49.714
97	46.130	1:48.875
624	48.000	1:49.717
115	50.633	1:49.752
6	57.974	1:53.636
38	58.980	1:52.956
65	1:02.130	1:54.446
71	1:02.540	1:53.802
85	1:02.833	1:54.449
82	1:03.526	1:53.466
84	1:07.384	1:54.962
16	1:30.404	1:58.671

LAP 6 @ 13:59:03.104

NO	BEHIND	LAP TIME
15		1:41.931
135	4.197	1:43.427
164	5.336	1:42.667
212	7.906	1:43.094
141	19.325	1:43.920
91	20.617	1:44.809
62	20.847	1:45.183
44	22.405	1:45.464
178	24.829	1:46.190
179	24.999	1:45.663
169	25.344	1:46.148
35	25.552	1:45.734
78	29.607	1:46.524
3	30.726	1:44.950
224	31.354	1:48.378
48	31.565	1:48.179
28	31.964	1:46.683
68	38.247	1:47.830
910	41.809	1:48.061
54	42.986	1:48.282
67	43.231	1:48.193
153	43.701	1:48.251
32	43.776	1:48.147
22	48.328	1:48.866
40	49.679	1:49.540
97	52.363	1:48.164
624	55.632	1:49.563
115	59.612	1:50.910
6	1:09.037	1:52.994
38	1:09.640	1:52.591
65	1:14.472	1:54.273
71	1:14.615	1:54.006
82	1:14.996	1:53.401
85	1:15.970	1:55.068
84	1:20.179	1:54.726

LAP 7 @ 14:00:45.649

NO	BEHIND	LAP TIME
15		1:42.545
135	5.082	1:43.430
16	1 Lap	1:59.269
164	5.635	1:42.844
212	9.671	1:44.310
141	21.193	1:44.413
91	22.809	1:44.737
62	23.547	1:45.245
44	25.399	1:45.539
179	26.809	1:44.355
178	27.864	1:45.580
35	28.232	1:45.225
169	28.722	1:45.923
3	32.987	1:44.806
78	33.057	1:45.995
48	35.928	1:46.908
224	36.880	1:48.071
28	37.020	1:47.601
68	43.617	1:47.915
910	47.647	1:48.383
54	49.035	1:48.594
67	49.209	1:48.523
153	49.628	1:48.472
32	49.767	1:48.536
22	55.080	1:49.297
40	57.195	1:50.061
97	57.668	1:47.850
624	1:03.030	1:49.943
115	1:08.986	1:51.919
6	1:19.129	1:52.637
38	1:19.602	1:52.507
71	1:23.752	1:51.682
82	1:25.801	1:53.350
65	1:26.513	1:54.586
84	1:33.381	1:55.747
85	1:38.088	2:04.663 P

LAP 8 @ 14:02:27.654

NO	BEHIND	LAP TIME
15		1:42.005
135	6.777	1:43.700
164	6.969	1:43.339
212	10.541	1:42.875
16	1 Lap	1:58.882
141	23.582	1:44.394
62	26.291	1:44.749
91	27.143	1:46.339
179	29.268	1:44.464
44	29.483	1:46.089
178	31.369	1:45.510
35	31.910	1:45.683
169	32.233	1:45.516
78	37.226	1:46.174
3	38.994	1:48.012
48	40.842	1:46.919
28	41.108	1:46.093
224	43.918	1:49.043
68	49.635	1:48.023
910	54.827	1:49.185
54	56.471	1:49.441
67	56.710	1:49.506
153	56.967	1:49.344
32	57.024	1:49.262
22	1:02.269	1:49.194
97	1:04.011	1:48.348
40	1:04.629	1:49.439
624	1:11.494	1:50.469
115	1:19.830	1:52.849
38	1:30.915	1:53.318
6	1:31.510	1:54.386
71	1:32.731	1:50.984
65	1:38.726	1:54.218
82	1:38.780	1:54.984

LAP 9 @ 14:04:10.479

NO	BEHIND	LAP TIME
15		1:42.825
84	1 Lap	1:56.739
135	7.129	1:43.177
164	7.393	1:43.249
212	11.306	1:43.590
141	25.143	1:44.386
62	29.567	1:46.101
91	30.407	1:46.089
179	31.398	1:44.955
44	32.896	1:46.238
35	34.450	1:45.365
178	34.836	1:46.292
169	35.462	1:46.054
16	1 Lap	1:58.008

Weather / Track : Sunny / Dry

Oulton Park International: 2.6920 miles
Date: 05/04/2025 Start: 13:48 Finish: 14:05

BMCRC-MRO Championships 2025 - Rnd 2 @ Oulton Park Int

DART MRO 600 inc Clubman 600 & GP2/EVO

RACE 8 - LAP CHART

78	40.378	1:45.977
3	41.824	1:45.655
28	44.679	1:46.396
48	45.095	1:47.078
224	48.969	1:47.876
68	54.572	1:47.762
910	1:02.202	1:50.200
32	1:02.227	1:48.028
67	1:02.387	1:48.502
54	1:02.776	1:49.130
153	1:03.000	1:48.858
22	1:08.296	1:48.852
97	1:08.695	1:47.509
40	1:10.705	1:48.901
624	1:19.071	1:50.402
115	1:28.905	1:51.900
38	1:39.295	1:51.205
71	1:40.219	1:50.313

LAP 10 **@ 14:05:54.040**

NO	BEHIND	LAP TIME
15		1:43.561
6	1 Lap	1:55.706
65	1 Lap	1:54.640
164	7.025	1:43.193
135	7.236	1:43.668
82	1 Lap	1:54.889
212	11.229	1:43.484
84	1 Lap	1:56.040
62	31.122	1:45.116
179	32.189	1:44.352
91	32.409	1:45.563
141	32.732	1:51.150
44	34.793	1:45.458
35	35.746	1:44.857
178	36.271	1:44.996
169	37.151	1:45.250
78	42.522	1:45.705
3	44.240	1:45.977
28	48.254	1:47.136
48	48.508	1:46.974
16	1 Lap	1:58.295
224	53.643	1:48.235
68	58.439	1:47.428
32	1:05.504	1:46.838
67	1:06.982	1:48.156
910	1:07.025	1:48.384
54	1:07.224	1:48.009
153	1:07.600	1:48.161
22	1:13.537	1:48.802
97	1:14.364	1:49.230
40	1:15.566	1:48.422
624	1:25.914	1:50.404
115	1:36.969	1:51.625
38	1:47.412	1:51.678
71	1:47.506	1:50.848

Weather / Track : Sunny / Dry

Oulton Park International: 2.6920 miles
Date: 05/04/2025 Start: 13:48 Finish: 14:05

BMCRC-MRO Championships 2025 - Rnd 2 @ Oulton Park Int

DART MRO 600 inc Clubman 600 & GP2/EVO

RACE 8 - POSITION CHART

No	Name	Lap Pos	1	2	3	4	5	6	7	8	9	10
15	HARRISON	1	15	15	15	15	15	15	15	15	15	15
135	WESTON	2	135	135	135	135	135	135	135	135	135	164
164	TUSTIN	3	164	164	164	164	164	164	164	164	164	135
3	LAMBDEN	4	212	212	212	212	212	212	212	212	212	212
212	PALLETT	5	62	62	3	62	141	141	141	141	141	62
62	PERRY	6	141	3	62	91	62	91	91	62	62	179
179	O'MARA	7	3	141	141	141	91	62	62	91	91	91
44	DUTTON	8	91	91	91	44	44	44	44	179	179	141
141	ROSS	9	44	44	44	169	178	178	179	44	44	44
91	HIRST	10	169	169	169	178	169	179	178	178	35	35
169	CUNNINGHAM	11	178	178	179	179	179	169	35	35	178	178
78	POVAH	12	179	179	178	35	35	35	169	169	169	169
224	WILSON	13	224	224	35	224	224	78	3	78	78	78
35	DICKINSON	14	35	35	224	78	78	3	78	3	3	3
178	BLOOMFIELD	15	78	78	78	48	48	224	48	48	28	28
28	WALKER	16	48	48	48	28	28	48	224	28	48	48
54	ANDERTON	17	28	28	28	3	3	28	28	224	224	224
48	FORREST	18	5	68	68	68	68	68	68	68	68	68
5	MACRAE	19	54	54	54	54	910	910	910	910	910	32
97	MANN	20	910	910	910	910	54	54	54	54	32	67
67	ANSELL	21	68	67	67	67	67	67	67	67	67	910
22	HANDS	22	67	153	153	153	153	153	153	153	54	54
153	HICKMOTT	23	153	32	32	32	32	32	32	32	153	153
32	MORRIS	24	32	22	22	22	22	22	22	22	22	22
68	ASHBY	25	22	40	40	40	40	40	40	97	97	97
624	FEDRICK	26	40	624	624	97	97	97	97	40	40	40
910	GOWER	27	624	6	97	624	624	624	624	624	624	624
40	LORD	28	115	97	6	115	115	115	115	115	115	115
6	FAITH	29	6	115	115	6	6	6	6	38	38	38
38	COOMBS	30	38	38	38	38	38	38	38	6	71	71
115	MAHER	31	71	65	65	65	65	65	71	71	6	
71	RANSOME	32	97	71	71	85	71	71	82	65	65	
85	WOLFF	33	65	85	85	71	85	82	65	82	82	
65	MONTINI	34	85	82	82	82	82	85	84	84	84	
82	ADAMS	35	82	84	84	84	84	84	*85*	16	16	
84	HIGGINS	36	84	*5*	16	16	16	16	16			
16	PYMM	37	16	16								

Weather / Track : Sunny / Dry

Oulton Park International: 2.6920 miles
Date: 05/04/2025 Start: 13:48 Finish: 14:05

Results can be found at www.tsl-timing.com

Printed - 14:13 Saturday, 05 April 2025

BMCRC-MRO Championships 2025 - Rnd 2 @ Oulton Park Int

DART MRO 600 inc Clubman 600 & GP2/EVO

RACE 8 - SECTOR ANALYSIS

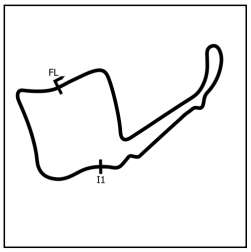

SECTOR 1 = FL to I1, SECTOR 2 = I1 to FL, DIFF = Difference To Personal Best Lap, P = Crossed Finish Line in Pit Lane, D = Time Disallowed

P1 15 Nathan HARRISON — Honda CBR600RR - H&H Motorcycles

IDEAL LAP TIME : 1:41.832 BEST LAP TIME : 1:41.931 DIFFERENCE : 0.099

LAP	SECTOR 1	SECTOR 2	LAP TIME	MPH	DIFF	TIME OF DAY
1 -		28.152	1:46.995	90.57	5.064	13:50:31.632
2 -	1:14.328	28.269	1:42.597	94.45	0.666	13:52:14.229
3 -	1:14.242	28.135	1:42.377	94.66	0.446	13:53:56.606
4 -	1:14.081	28.291	1:42.372	94.66	0.441	13:55:38.978
5 -	1:14.153	28.042	1:42.195 (3)	94.83	0.264	13:57:21.173
6 -	1:14.022	***27.909***	***1:41.931 (1)***	***95.07***		***13:59:03.104***
7 -	1:14.359	28.186	1:42.545	94.50	0.614	14:00:45.649
8 -	***1:13.923***	28.082	1:42.005 (2)	95.00	0.074	14:02:27.654
9 -	1:14.682	28.143	1:42.825	94.25	0.894	14:04:10.479
10 -	1:15.189	28.372	1:43.561	93.58	1.630	14:05:54.040

P2 164 Michael TUSTIN — Yamaha R6 - Keder Greenhouse

IDEAL LAP TIME : 1:42.653 BEST LAP TIME : 1:42.667 DIFFERENCE : 0.014

LAP	SECTOR 1	SECTOR 2	LAP TIME	MPH	DIFF	TIME OF DAY
1 -		28.443	1:48.362	89.43	5.695	13:50:32.999
2 -	1:14.625	28.590	1:43.215	93.89	0.548	13:52:16.214
3 -	1:15.046	28.356	1:43.402	93.72	0.735	13:53:59.616
4 -	1:15.064	28.396	1:43.460	93.67	0.793	13:55:43.076
5 -	***1:14.348***	28.349	1:42.697 (2)	94.36	0.030	13:57:25.773
6 -	1:14.362	***28.305***	***1:42.667 (1)***	***94.39***		***13:59:08.440***
7 -	1:14.506	28.338	1:42.844 (3)	94.23	0.177	14:00:51.284
8 -	1:14.914	28.425	1:43.339	93.78	0.672	14:02:34.623
9 -	1:14.831	28.418	1:43.249	93.86	0.582	14:04:17.872
10 -	1:14.745	28.448	1:43.193	93.91	0.526	14:06:01.065

P3 135 Zack WESTON — Yamaha R6 - Speedy Freight - NW Racing

IDEAL LAP TIME : 1:42.554 BEST LAP TIME : 1:42.659 DIFFERENCE : 0.105

LAP	SECTOR 1	SECTOR 2	LAP TIME	MPH	DIFF	TIME OF DAY
1 -		***28.204***	1:47.261	90.35	4.602	13:50:31.898
2 -	***1:14.350***	28.309	***1:42.659 (1)***	***94.40***		***13:52:14.557***
3 -	1:14.495	28.275	1:42.770 (2)	94.30	0.111	13:53:57.327
4 -	1:14.693	28.401	1:43.094 (3)	94.00	0.435	13:55:40.421
5 -	1:14.905	28.548	1:43.453	93.67	0.794	13:57:23.874
6 -	1:15.061	28.366	1:43.427	93.70	0.768	13:59:07.301
7 -	1:14.855	28.575	1:43.430	93.69	0.771	14:00:50.731
8 -	1:15.062	28.638	1:43.700	93.45	1.041	14:02:34.431
9 -	1:14.887	28.290	1:43.177	93.92	0.518	14:04:17.608
10 -	1:15.143	28.525	1:43.668	93.48	1.009	14:06:01.276

P4 212 Matt PALLETT — Kawasaki ZX636 - In:timber

IDEAL LAP TIME : 1:42.661 BEST LAP TIME : 1:42.875 DIFFERENCE : 0.214

LAP	SECTOR 1	SECTOR 2	LAP TIME	MPH	DIFF	TIME OF DAY
1 -		28.540	1:49.212	88.73	6.337	13:50:33.849
2 -	1:15.504	28.647	1:44.151	93.05	1.276	13:52:18.000
3 -	1:15.361	28.603	1:43.964	93.21	1.089	13:54:01.964
4 -	1:14.649	28.393	1:43.042 (3)	94.05	0.167	13:55:45.006
5 -	***1:14.512***	28.398	1:42.910 (2)	94.17	0.035	13:57:27.916
6 -	1:14.787	28.307	1:43.094	94.00	0.219	13:59:11.010
7 -	1:15.988	28.322	1:44.310	92.90	1.435	14:00:55.320
8 -	1:14.726	***28.149***	***1:42.875 (1)***	***94.20***		***14:02:38.195***
9 -	1:15.146	28.444	1:43.590	93.55	0.715	14:04:21.785
10 -	1:15.209	28.275	1:43.484	93.65	0.609	14:06:05.269

Weather / Track : Sunny / Dry

Oulton Park International: 2.6920 miles
Date: 05/04/2025 Start: 13:48 Finish: 14:05

BMCRC-MRO Championships 2025 - Rnd 2 @ Oulton Park Int

DART MRO 600 inc Clubman 600 & GP2/EVO

RACE 8 - SECTOR ANALYSIS

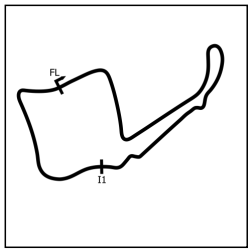

SECTOR 1 = FL to I1, SECTOR 2 = I1 to FL, DIFF = Difference To Personal Best Lap, P = Crossed Finish Line in Pit Lane, D = Time Disallowed

P5 62 Jonathan PERRY - Gordon Huxley Racing

IDEAL LAP TIME : 1:44.597 BEST LAP TIME : 1:44.749 DIFFERENCE : 0.152

LAP	SECTOR 1	SECTOR 2	LAP TIME	MPH	DIFF	TIME OF DAY
1 -		28.931	1:51.593	86.84	6.844	13:50:36.230
2 -	1:16.914	28.829	1:45.743	91.64	0.994	13:52:21.973
3 -	1:16.989	28.809	1:45.798	91.60	1.049	13:54:07.771
4 -	1:16.548	28.669	1:45.217	92.10	0.468	13:55:52.988
5 -	1:16.843	28.937	1:45.780	91.61	1.031	13:57:38.768
6 -	1:16.748	***28.435***	1:45.183 **(3)**	92.13	0.434	13:59:23.951
7 -	1:16.703	28.542	1:45.245	92.08	0.496	14:01:09.196
8 -	***1:16.162***	28.587	***1:44.749*** **(1)**	***92.51***		***14:02:53.945***
9 -	1:17.326	28.775	1:46.101	91.34	1.352	14:04:40.046
10 -	1:16.482	28.634	1:45.116 **(2)**	92.19	0.367	14:06:25.162

P6 179 James O'MARA Triumph 675R - BRP Machining Ltd - Alton Compressor Services

IDEAL LAP TIME : 1:44.194 BEST LAP TIME : 1:44.352 DIFFERENCE : 0.158

LAP	SECTOR 1	SECTOR 2	LAP TIME	MPH	DIFF	TIME OF DAY
1 -		28.933	1:53.432	85.43	9.080	13:50:38.069
2 -	1:17.407	28.912	1:46.319	91.15	1.967	13:52:24.388
3 -	1:16.554	28.773	1:45.327	92.01	0.975	13:54:09.715
4 -	1:17.549	29.475	1:47.024	90.55	2.672	13:55:56.739
5 -	1:16.956	28.745	1:45.701	91.68	1.349	13:57:42.440
6 -	1:16.908	28.755	1:45.663	91.71	1.311	13:59:28.103
7 -	1:15.787	***28.568***	1:44.355 **(2)**	92.86	0.003	14:01:12.458
8 -	***1:15.626***	28.838	1:44.464 **(3)**	92.77	0.112	14:02:56.922
9 -	1:16.210	28.745	1:44.955	92.33	0.603	14:04:41.877
10 -	1:15.774	28.578	***1:44.352*** **(1)**	***92.87***		***14:06:26.229***

P7 91 Sam HIRST Kawasaki ZX-636 - Team Valley Racing

IDEAL LAP TIME : 1:44.631 BEST LAP TIME : 1:44.737 DIFFERENCE : 0.106

LAP	SECTOR 1	SECTOR 2	LAP TIME	MPH	DIFF	TIME OF DAY
1 -		28.710	1:52.050	86.49	7.313	13:50:36.687
2 -	1:16.938	28.814	1:45.752	91.64	1.015	13:52:22.439
3 -	1:16.731	28.997	1:45.728	91.66	0.991	13:54:08.167
4 -	1:16.378	***28.596***	1:44.974 **(3)**	92.32	0.237	13:55:53.141
5 -	1:16.860	28.911	1:45.771	91.62	1.034	13:57:38.912
6 -	1:16.196	28.613	1:44.809 **(2)**	92.46	0.072	13:59:23.721
7 -	***1:16.035***	28.702	***1:44.737*** **(1)**	***92.52***		***14:01:08.458***
8 -	1:17.185	29.154	1:46.339	91.13	1.602	14:02:54.797
9 -	1:17.344	28.745	1:46.089	91.35	1.352	14:04:40.886
10 -	1:16.389	29.174	1:45.563	91.80	0.826	14:06:26.449

P8 141 Henry ROSS Yamaha R6 -

IDEAL LAP TIME : 1:43.920 BEST LAP TIME : 1:43.920 DIFFERENCE : 0.000

LAP	SECTOR 1	SECTOR 2	LAP TIME	MPH	DIFF	TIME OF DAY
1 -		29.147	1:51.865	86.63	7.945	13:50:36.502
2 -	1:16.727	29.085	1:45.812	91.58	1.892	13:52:22.314
3 -	1:16.715	28.919	1:45.634	91.74	1.714	13:54:07.948
4 -	1:16.505	29.040	1:45.545	91.82	1.625	13:55:53.493
5 -	1:16.336	28.680	1:45.016	92.28	1.096	13:57:38.509
6 -	***1:15.254***	***28.666***	***1:43.920*** **(1)**	***93.25***		***13:59:22.429***
7 -	1:15.684	28.729	1:44.413	92.81	0.493	14:01:06.842
8 -	1:15.700	28.694	1:44.394 **(3)**	92.83	0.474	14:02:51.236
9 -	1:15.609	28.777	1:44.386 **(2)**	92.84	0.466	14:04:35.622
10 -	1:22.336	28.814	1:51.150	87.19	7.230	14:06:26.772

BMCRC-MRO Championships 2025 - Rnd 2 @ Oulton Park Int

DART MRO 600 inc Clubman 600 & GP2/EVO

RACE 8 - SECTOR ANALYSIS

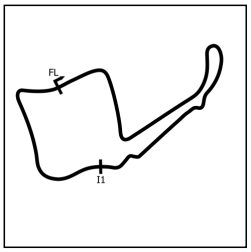

SECTOR 1 = FL to I1, SECTOR 2 = I1 to FL, DIFF = Difference To Personal Best Lap, P = Crossed Finish Line in Pit Lane, D = Time Disallowed

P9 44 James DUTTON Yamaha R6 - AMR Motorcycles

IDEAL LAP TIME : 1:45.266 BEST LAP TIME : 1:45.306 DIFFERENCE : 0.040

LAP	SECTOR 1	SECTOR 2	LAP TIME	MPH	DIFF	TIME OF DAY
1 -		29.378	1:52.548	86.10	7.242	13:50:37.185
2 -	1:17.047	29.152	1:46.199	91.25	0.893	13:52:23.384
3 -	1:16.554	29.110	1:45.664	91.71	0.358	13:54:09.048
4 -	1:16.396	***28.910***	***1:45.306*** **(1)**	***92.02***		***13:55:54.354***
5 -	1:16.635	29.056	1:45.691	91.69	0.385	13:57:40.045
6 -	***1:16.356***	29.108	1:45.464 **(3)**	91.89	0.158	13:59:25.509
7 -	1:16.500	29.039	1:45.539	91.82	0.233	14:01:11.048
8 -	1:16.703	29.386	1:46.089	91.35	0.783	14:02:57.137
9 -	1:17.188	29.050	1:46.238	91.22	0.932	14:04:43.375
10 -	1:16.432	29.026	1:45.458 **(2)**	91.89	0.152	14:06:28.833

P10 35 Kai DICKINSON Yamaha R6 - Dad

IDEAL LAP TIME : 1:44.857 BEST LAP TIME : 1:44.857 DIFFERENCE : 0.000

LAP	SECTOR 1	SECTOR 2	LAP TIME	MPH	DIFF	TIME OF DAY
1 -		29.068	1:54.276	84.80	9.419	13:50:38.913
2 -	1:17.317	29.038	1:46.355	91.12	1.498	13:52:25.268
3 -	1:17.003	28.947	1:45.950	91.47	1.093	13:54:11.218
4 -	1:16.756	29.179	1:45.935	91.48	1.078	13:55:57.153
5 -	1:16.648	29.121	1:45.769	91.62	0.912	13:57:42.922
6 -	1:16.865	28.869	1:45.734	91.65	0.877	13:59:28.656
7 -	1:16.287	28.938	1:45.225 **(2)**	92.10	0.368	14:01:13.881
8 -	1:16.777	28.906	1:45.683	91.70	0.826	14:02:59.564
9 -	1:16.154	29.211	1:45.365 **(3)**	91.97	0.508	14:04:44.929
10 -	***1:16.145***	***28.712***	***1:44.857*** **(1)**	***92.42***		***14:06:29.786***

P11 178 C Paul BLOOMFIELD Yamaha R6 - Martello transport

IDEAL LAP TIME : 1:44.924 BEST LAP TIME : 1:44.996 DIFFERENCE : 0.072

LAP	SECTOR 1	SECTOR 2	LAP TIME	MPH	DIFF	TIME OF DAY
1 -		29.104	1:53.242	85.57	8.246	13:50:37.879
2 -	1:17.069	29.096	1:46.165	91.28	1.169	13:52:24.044
3 -	1:16.980	28.982	1:45.962	91.46	0.966	13:54:10.006
4 -	1:16.999	29.335	1:46.334	91.14	1.338	13:55:56.340
5 -	1:16.458	***28.945***	1:45.403 **(2)**	91.94	0.407	13:57:41.743
6 -	1:17.066	29.124	1:46.190	91.26	1.194	13:59:27.933
7 -	1:16.610	28.970	1:45.580	91.79	0.584	14:01:13.513
8 -	1:16.478	29.032	1:45.510 **(3)**	91.85	0.514	14:02:59.023
9 -	1:16.885	29.407	1:46.292	91.17	1.296	14:04:45.315
10 -	***1:15.979***	29.017	***1:44.996*** **(1)**	***92.30***		***14:06:30.311***

P12 169 Gareth CUNNINGHAM Yamaha R6 -

IDEAL LAP TIME : 1:44.952 BEST LAP TIME : 1:45.250 DIFFERENCE : 0.298

LAP	SECTOR 1	SECTOR 2	LAP TIME	MPH	DIFF	TIME OF DAY
1 -		28.991	1:52.971	85.78	7.721	13:50:37.608
2 -	1:17.134	28.969	1:46.103	91.33	0.853	13:52:23.711
3 -	1:17.096	***28.732***	1:45.828 **(3)**	91.57	0.578	13:54:09.539
4 -	1:17.382	29.144	1:46.526	90.97	1.276	13:55:56.065
5 -	1:17.226	29.009	1:46.235	91.22	0.985	13:57:42.300
6 -	1:17.189	28.959	1:46.148	91.29	0.898	13:59:28.448
7 -	1:17.142	28.781	1:45.923	91.49	0.673	14:01:14.371
8 -	1:16.596	28.920	1:45.516 **(2)**	91.84	0.266	14:02:59.887
9 -	1:16.829	29.225	1:46.054	91.38	0.804	14:04:45.941
10 -	***1:16.220***	29.030	***1:45.250*** **(1)**	***92.07***		***14:06:31.191***

Weather / Track : Sunny / Dry

Oulton Park International: 2.6920 miles
Date: 05/04/2025 Start: 13:48 Finish: 14:05

BMCRC-MRO Championships 2025 - Rnd 2 @ Oulton Park Int

DART MRO 600 inc Clubman 600 & GP2/EVO

RACE 8 - SECTOR ANALYSIS

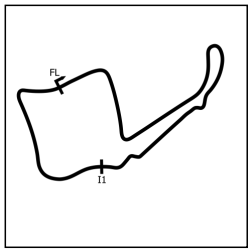

SECTOR 1 = FL to I1, SECTOR 2 = I1 to FL, DIFF = Difference To Personal Best Lap, P = Crossed Finish Line in Pit Lane, D = Time Disallowed

P13 78 Keith POVAH

Yamaha R6 - @crap.sack give us a follow!

IDEAL LAP TIME : 1:45.705 BEST LAP TIME : 1:45.705 DIFFERENCE : 0.000

LAP	SECTOR 1	SECTOR 2	LAP TIME	MPH	DIFF	TIME OF DAY
1 -		29.273	1:54.907	84.33	9.202	13:50:39.544
2 -	1:17.180	29.221	1:46.401	91.08	0.696	13:52:25.945
3 -	1:17.094	29.231	1:46.325	91.14	0.620	13:54:12.270
4 -	1:16.685	29.480	1:46.165	91.28	0.460	13:55:58.435
5 -	1:18.158	29.594	1:47.752	89.94	2.047	13:57:46.187
6 -	1:17.348	29.176	1:46.524	90.97	0.819	13:59:32.711
7 -	1:16.688	29.307	1:45.995 **(3)**	91.43	0.290	14:01:18.706
8 -	1:16.932	29.242	1:46.174	91.27	0.469	14:03:04.880
9 -	1:16.785	29.192	1:45.977 **(2)**	91.44	0.272	14:04:50.857
10 -	***1:16.645***	***29.060***	***1:45.705 (1)***	***91.68***		***14:06:36.562***

P14 3 Joey LAMBDEN

Kawasaki 636 -

IDEAL LAP TIME : 1:44.338 BEST LAP TIME : 1:44.371 DIFFERENCE : 0.033

LAP	SECTOR 1	SECTOR 2	LAP TIME	MPH	DIFF	TIME OF DAY
1 -		29.168	1:51.945	86.57	7.574	13:50:36.582
2 -	1:16.874	28.785	1:45.659	91.72	1.288	13:52:22.241
3 -	1:15.730	***28.641***	***1:44.371 (1)***	***92.85***		***13:54:06.612***
4 -	1:28.489	29.199	1:57.688	82.34	13.317	13:56:04.300
5 -	1:15.874	28.706	1:44.580 **(2)**	92.66	0.209	13:57:48.880
6 -	1:16.100	28.850	1:44.950	92.34	0.579	13:59:33.830
7 -	***1:15.697***	29.109	1:44.806 **(3)**	92.46	0.435	14:01:18.636
8 -	1:18.433	29.579	1:48.012	89.72	3.641	14:03:06.648
9 -	1:16.726	28.929	1:45.655	91.72	1.284	14:04:52.303
10 -	1:16.819	29.158	1:45.977	91.44	1.606	14:06:38.280

P15 28 C Tom WALKER

Yamaha R6 - TRW Racing

IDEAL LAP TIME : 1:46.093 BEST LAP TIME : 1:46.093 DIFFERENCE : 0.000

LAP	SECTOR 1	SECTOR 2	LAP TIME	MPH	DIFF	TIME OF DAY
1 -		29.697	1:55.723	83.74	9.630	13:50:40.360
2 -	1:17.964	29.384	1:47.348	90.27	1.255	13:52:27.708
3 -	1:17.560	29.468	1:47.028	90.54	0.935	13:54:14.736
4 -	1:17.846	29.288	1:47.134	90.45	1.041	13:56:01.870
5 -	1:17.198	29.317	1:46.515 **(3)**	90.98	0.422	13:57:48.385
6 -	1:17.390	29.293	1:46.683	90.84	0.590	13:59:35.068
7 -	1:18.174	29.427	1:47.601	90.06	1.508	14:01:22.669
8 -	***1:16.917***	***29.176***	***1:46.093 (1)***	***91.34***		***14:03:08.762***
9 -	1:17.030	29.366	1:46.396 **(2)**	91.08	0.303	14:04:55.158
10 -	1:17.713	29.423	1:47.136	90.45	1.043	14:06:42.294

P16 48 C Rhys FORREST

Kawasaki 600 -

IDEAL LAP TIME : 1:46.198 BEST LAP TIME : 1:46.427 DIFFERENCE : 0.229

LAP	SECTOR 1	SECTOR 2	LAP TIME	MPH	DIFF	TIME OF DAY
1 -		29.336	1:55.482	83.91	9.055	13:50:40.119
2 -	1:17.844	29.010	1:46.854	90.69	0.427	13:52:26.973
3 -	***1:17.306***	29.217	1:46.523 **(2)**	90.97	0.096	13:54:13.496
4 -	1:17.445	29.122	1:46.567 **(3)**	90.94	0.140	13:56:00.063
5 -	1:17.535	***28.892***	***1:46.427 (1)***	***91.06***		***13:57:46.490***
6 -	1:18.611	29.568	1:48.179	89.58	1.752	13:59:34.669
7 -	1:17.795	29.113	1:46.908	90.65	0.481	14:01:21.577
8 -	1:17.729	29.190	1:46.919	90.64	0.492	14:03:08.496
9 -	1:17.881	29.197	1:47.078	90.50	0.651	14:04:55.574
10 -	1:17.880	29.094	1:46.974	90.59	0.547	14:06:42.548

BMCRC-MRO Championships 2025 - Rnd 2 @ Oulton Park Int

DART MRO 600 inc Clubman 600 & GP2/EVO

RACE 8 - SECTOR ANALYSIS

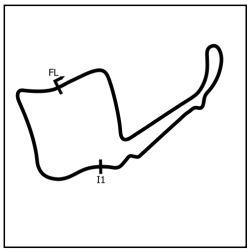

SECTOR 1 = FL to I1, SECTOR 2 = I1 to FL, DIFF = Difference To Personal Best Lap, P = Crossed Finish Line in Pit Lane, D = Time Disallowed

P17 224 Jamie WILSON Kawasaki ZX6R - Myself

IDEAL LAP TIME : 1:46.154 BEST LAP TIME : 1:46.474 DIFFERENCE : 0.320

LAP	SECTOR 1	SECTOR 2	LAP TIME	MPH	DIFF	TIME OF DAY
1 -		29.109	1:53.924	85.06	7.450	13:50:38.561
2 -	1:17.415	***29.059***	***1:46.474 (1)***	***91.02***		***13:52:25.035***
3 -	1:17.515	29.194	1:46.709 (3)	90.81	0.235	13:54:11.744
4 -	***1:17.095***	29.475	1:46.570 (2)	90.93	0.096	13:55:58.314
5 -	1:18.180	29.586	1:47.766	89.92	1.292	13:57:46.080
6 -	1:18.792	29.586	1:48.378	89.42	1.904	13:59:34.458
7 -	1:18.641	29.430	1:48.071	89.67	1.597	14:01:22.529
8 -	1:19.665	29.378	1:49.043	88.87	2.569	14:03:11.572
9 -	1:18.446	29.430	1:47.876	89.83	1.402	14:04:59.448
10 -	1:18.700	29.535	1:48.235	89.53	1.761	14:06:47.683

P18 68 Ian ASHBY TRIUMPH 675 - Clive Wood Triumph

IDEAL LAP TIME : 1:47.412 BEST LAP TIME : 1:47.428 DIFFERENCE : 0.016

LAP	SECTOR 1	SECTOR 2	LAP TIME	MPH	DIFF	TIME OF DAY
1 -		29.875	1:57.939	82.17	10.511	13:50:42.576
2 -	1:18.369	30.036	1:48.405	89.39	0.977	13:52:30.981
3 -	1:17.870	29.571	1:47.441 (2)	90.20	0.013	13:54:18.422
4 -	***1:17.845***	29.606	1:47.451 (3)	90.19	0.023	13:56:05.873
5 -	1:18.058	29.590	1:47.648	90.02	0.220	13:57:53.521
6 -	1:18.084	29.746	1:47.830	89.87	0.402	13:59:41.351
7 -	1:18.005	29.910	1:47.915	89.80	0.487	14:01:29.266
8 -	1:18.289	29.734	1:48.023	89.71	0.595	14:03:17.289
9 -	1:17.937	29.825	1:47.762	89.93	0.334	14:05:05.051
10 -	1:17.861	***29.567***	***1:47.428 (1)***	***90.21***		***14:06:52.479***

P19 67 C Edward ANSELL Triumph 675 - ketchup Racing

IDEAL LAP TIME : 1:47.608 BEST LAP TIME : 1:48.156 DIFFERENCE : 0.548

LAP	SECTOR 1	SECTOR 2	LAP TIME	MPH	DIFF	TIME OF DAY
1 -		29.779	1:58.102	82.05	9.946	13:50:42.739
2 -	1:19.368	30.168	1:49.536	88.47	1.380	13:52:32.275
3 -	1:18.996	29.473	1:48.469 (3)	89.34	0.313	13:54:20.744
4 -	1:19.245	29.658	1:48.903	88.99	0.747	13:56:09.647
5 -	1:18.826	29.669	1:48.495	89.32	0.339	13:57:58.142
6 -	1:18.828	***29.365***	1:48.193 (2)	89.57	0.037	13:59:46.335
7 -	1:19.048	29.475	1:48.523	89.30	0.367	14:01:34.858
8 -	1:19.625	29.881	1:49.506	88.50	1.350	14:03:24.364
9 -	***1:18.243***	30.259	1:48.502	89.31	0.346	14:05:12.866
10 -	1:18.502	29.654	***1:48.156 (1)***	***89.60***		***14:07:01.022***

P20 910 C Harry GOWER Triumph DAYTONA 765 - RG Racing

IDEAL LAP TIME : 1:47.309 BEST LAP TIME : 1:47.460 DIFFERENCE : 0.151

LAP	SECTOR 1	SECTOR 2	LAP TIME	MPH	DIFF	TIME OF DAY
1 -		30.105	1:57.885	82.20	10.425	13:50:42.522
2 -	1:19.411	30.273	1:49.684	88.35	2.224	13:52:32.206
3 -	1:18.833	29.625	1:48.458	89.35	0.998	13:54:20.664
4 -	1:19.190	***29.538***	1:48.728	89.13	1.268	13:56:09.392
5 -	***1:17.771***	29.689	***1:47.460 (1)***	***90.18***		***13:57:56.852***
6 -	1:18.383	29.678	1:48.061 (2)	89.68	0.601	13:59:44.913
7 -	1:18.363	30.020	1:48.383 (3)	89.41	0.923	14:01:33.296
8 -	1:19.202	29.983	1:49.185	88.76	1.725	14:03:22.481
9 -	1:19.698	30.502	1:50.200	87.94	2.740	14:05:12.681
10 -	1:18.495	29.889	1:48.384	89.41	0.924	14:07:01.065

Weather / Track : Sunny / Dry

Oulton Park International: 2.6920 miles
Date: 05/04/2025 Start: 13:48 Finish: 14:05

BMCRC-MRO Championships 2025 - Rnd 2 @ Oulton Park Int

DART MRO 600 inc Clubman 600 & GP2/EVO

RACE 8 - SECTOR ANALYSIS

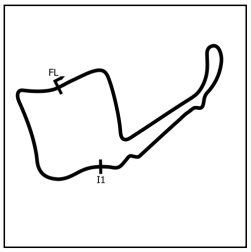

SECTOR 1 = FL to I1, SECTOR 2 = I1 to FL, DIFF = Difference To Personal Best Lap, P = Crossed Finish Line in Pit Lane, D = Time Disallowed

P21 54 C Jake ANDERTON Yamaha R6 - Hunter Racing

IDEAL LAP TIME : 1:47.935 BEST LAP TIME : 1:48.009 DIFFERENCE : 0.074

LAP	SECTOR 1	SECTOR 2	LAP TIME	MPH	DIFF	TIME OF DAY
1 -		29.865	1:57.137	82.73	9.128	13:50:41.774
2 -	1:19.669	30.183	1:49.852	88.22	1.843	13:52:31.626
3 -	1:18.682	29.809	1:48.491	89.32	0.482	13:54:20.117
4 -	1:19.352	29.869	1:49.221	88.73	1.212	13:56:09.338
5 -	1:18.773	29.697	1:48.470 **(3)**	89.34	0.461	13:57:57.808
6 -	1:18.855	***29.427***	1:48.282 **(2)**	89.50	0.273	13:59:46.090
7 -	1:18.984	29.610	1:48.594	89.24	0.585	14:01:34.684
8 -	1:19.553	29.888	1:49.441	88.55	1.432	14:03:24.125
9 -	1:19.350	29.780	1:49.130	88.80	1.121	14:05:13.255
10 -	***1:18.508***	29.501	***1:48.009*** **(1)**	***89.72***		***14:07:01.264***

P22 153 C Aaron HICKMOTT Kawasaki ZX6R - Me, Myself & I

IDEAL LAP TIME : 1:47.993 BEST LAP TIME : 1:48.161 DIFFERENCE : 0.168

LAP	SECTOR 1	SECTOR 2	LAP TIME	MPH	DIFF	TIME OF DAY
1 -		29.767	1:58.579	81.72	10.418	13:50:43.216
2 -	1:19.456	30.411	1:49.867	88.20	1.706	13:52:33.083
3 -	1:18.939	***29.269***	1:48.208 **(2)**	89.56	0.047	13:54:21.291
4 -	1:19.194	29.607	1:48.801	89.07	0.640	13:56:10.092
5 -	1:19.020	29.442	1:48.462	89.35	0.301	13:57:58.554
6 -	***1:18.724***	29.527	1:48.251 **(3)**	89.52	0.090	13:59:46.805
7 -	1:18.999	29.473	1:48.472	89.34	0.311	14:01:35.277
8 -	1:19.699	29.645	1:49.344	88.63	1.183	14:03:24.621
9 -	1:19.293	29.565	1:48.858	89.02	0.697	14:05:13.479
10 -	1:18.743	29.418	***1:48.161*** **(1)**	***89.60***		***14:07:01.640***

P23 22 Arran HANDS Honda CBR600 RR - Queensferry Moto Routes

IDEAL LAP TIME : 1:48.374 BEST LAP TIME : 1:48.533 DIFFERENCE : 0.159

LAP	SECTOR 1	SECTOR 2	LAP TIME	MPH	DIFF	TIME OF DAY
1 -		29.604	1:59.303	81.23	10.770	13:50:43.940
2 -	1:20.145	30.513	1:50.658	87.57	2.125	13:52:34.598
3 -	***1:18.811***	29.722	***1:48.533*** **(1)**	***89.29***		***13:54:23.131***
4 -	1:20.071	29.868	1:49.939	88.15	1.406	13:56:13.070
5 -	1:19.643	29.853	1:49.496	88.50	0.963	13:58:02.566
6 -	1:19.190	29.676	1:48.866	89.02	0.333	13:59:51.432
7 -	1:19.478	29.819	1:49.297	88.66	0.764	14:01:40.729
8 -	1:19.267	29.927	1:49.194	88.75	0.661	14:03:29.923
9 -	1:19.262	29.590	1:48.852 **(3)**	89.03	0.319	14:05:18.775
10 -	1:19.239	***29.563***	1:48.802 **(2)**	89.07	0.269	14:07:07.577

P24 97 Alex MANN Triumph DAYTONA - EB1 Racing

IDEAL LAP TIME : 1:47.509 BEST LAP TIME : 1:47.509 DIFFERENCE : 0.000

LAP	SECTOR 1	SECTOR 2	LAP TIME	MPH	DIFF	TIME OF DAY
1 -		30.779	2:03.953	78.18	16.444	13:50:48.590
2 -	1:19.808	30.771	1:50.579	87.64	3.070	13:52:39.169
3 -	1:19.612	30.491	1:50.103	88.02	2.594	13:54:29.272
4 -	1:19.378	29.778	1:49.156	88.78	1.647	13:56:18.428
5 -	1:18.967	29.908	1:48.875	89.01	1.366	13:58:07.303
6 -	1:18.409	29.755	1:48.164 **(3)**	89.59	0.655	13:59:55.467
7 -	1:18.110	29.740	1:47.850 **(2)**	89.85	0.341	14:01:43.317
8 -	1:18.737	29.611	1:48.348	89.44	0.839	14:03:31.665
9 -	***1:17.955***	***29.554***	***1:47.509*** **(1)**	***90.14***		***14:05:19.174***
10 -	1:19.625	29.605	1:49.230	88.72	1.721	14:07:08.404

Weather / Track : Sunny / Dry

Oulton Park International: 2.6920 miles
Date: 05/04/2025 Start: 13:48 Finish: 14:05

BMCRC-MRO Championships 2025 - Rnd 2 @ Oulton Park Int

DART MRO 600 inc Clubman 600 & GP2/EVO

RACE 8 - SECTOR ANALYSIS

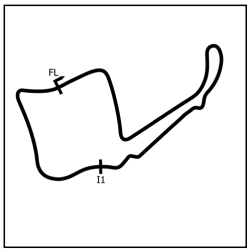

SECTOR 1 = FL to I1, SECTOR 2 = I1 to FL, DIFF = Difference To Personal Best Lap, P = Crossed Finish Line in Pit Lane, D = Time Disallowed

P25 32 Martin MORRIS Kawasaki ZX6 - Morris Racing, Obsession Engineering

IDEAL LAP TIME : 1:46.838 BEST LAP TIME : 1:46.838 DIFFERENCE : 0.000

LAP	SECTOR 1	SECTOR 2	LAP TIME	MPH	DIFF	TIME OF DAY
1 -		29.828	1:58.880	81.52	12.042	13:50:43.517
2 -	1:19.768	30.579	1:50.347	87.82	3.509	13:52:33.864
3 -	1:18.338	29.682	1:48.020 **(2)**	89.71	1.182	13:54:21.884
4 -	1:18.821	29.540	1:48.361	89.43	1.523	13:56:10.245
5 -	1:19.049	29.439	1:48.488	89.33	1.650	13:57:58.733
6 -	1:18.675	29.472	1:48.147	89.61	1.309	13:59:46.880
7 -	1:19.062	29.474	1:48.536	89.29	1.698	14:01:35.416
8 -	1:19.785	29.477	1:49.262	88.69	2.424	14:03:24.678
9 -	1:18.223	29.805	1:48.028 **(3)**	89.71	1.190	14:05:12.706
10 -	***1:17.483***	***29.355***	***1:46.838*** **(1)**	***90.71***		***14:06:59.544***

P26 40 C James LORD Triumph STREET TRIPLE -

IDEAL LAP TIME : 1:48.370 BEST LAP TIME : 1:48.422 DIFFERENCE : 0.052

LAP	SECTOR 1	SECTOR 2	LAP TIME	MPH	DIFF	TIME OF DAY
1 -		30.394	2:01.012	80.08	12.590	13:50:45.649
2 -	1:18.841	30.636	1:49.477	88.52	1.055	13:52:35.126
3 -	***1:18.603***	30.098	1:48.701 **(2)**	89.15	0.279	13:54:23.827
4 -	1:19.628	30.074	1:49.702	88.34	1.280	13:56:13.529
5 -	1:19.428	30.286	1:49.714	88.33	1.292	13:58:03.243
6 -	1:19.491	30.049	1:49.540	88.47	1.118	13:59:52.783
7 -	1:19.890	30.171	1:50.061	88.05	1.639	14:01:42.844
8 -	1:19.440	29.999	1:49.439	88.55	1.017	14:03:32.283
9 -	1:18.878	30.023	1:48.901 **(3)**	88.99	0.479	14:05:21.184
10 -	1:18.655	***29.767***	***1:48.422*** **(1)**	***89.38***		***14:07:09.606***

P27 624 Matthew FEDRICK Yamaha R6 - Matthew Fedrick farriers ltd/ Palmer Race Skool

IDEAL LAP TIME : 1:49.362 BEST LAP TIME : 1:49.563 DIFFERENCE : 0.201

LAP	SECTOR 1	SECTOR 2	LAP TIME	MPH	DIFF	TIME OF DAY
1 -		30.689	2:01.128	80.00	11.565	13:50:45.765
2 -	1:20.918	31.030	1:51.948	86.56	2.385	13:52:37.713
3 -	1:20.714	30.485	1:51.199	87.15	1.636	13:54:28.912
4 -	1:20.525	***30.019***	1:50.544	87.66	0.981	13:56:19.456
5 -	***1:19.343***	30.374	1:49.717 **(2)**	88.33	0.154	13:58:09.173
6 -	1:19.531	30.032	***1:49.563*** **(1)**	***88.45***		***13:59:58.736***
7 -	1:19.651	30.292	1:49.943 **(3)**	88.14	0.380	14:01:48.679
8 -	1:20.121	30.348	1:50.469	87.72	0.906	14:03:39.148
9 -	1:20.074	30.328	1:50.402	87.78	0.839	14:05:29.550
10 -	1:19.932	30.472	1:50.404	87.78	0.841	14:07:19.954

P28 115 C Brian MAHER Yamaha R6 - Spraytech /Espresso Solutions

IDEAL LAP TIME : 1:49.752 BEST LAP TIME : 1:49.752 DIFFERENCE : 0.000

LAP	SECTOR 1	SECTOR 2	LAP TIME	MPH	DIFF	TIME OF DAY
1 -		30.837	2:01.765	79.58	12.013	13:50:46.402
2 -	1:21.598	31.411	1:53.009	85.75	3.257	13:52:39.411
3 -	1:20.951	30.573	1:51.524	86.89	1.772	13:54:30.935
4 -	1:20.888	30.231	1:51.119 **(3)**	87.21	1.367	13:56:22.054
5 -	***1:19.799***	***29.953***	***1:49.752*** **(1)**	***88.30***		***13:58:11.806***
6 -	1:20.637	30.273	1:50.910 **(2)**	87.37	1.158	14:00:02.716
7 -	1:21.529	30.390	1:51.919	86.59	2.167	14:01:54.635
8 -	1:22.017	30.832	1:52.849	85.87	3.097	14:03:47.484
9 -	1:21.713	30.187	1:51.900	86.60	2.148	14:05:39.384
10 -	1:20.871	30.754	1:51.625	86.82	1.873	14:07:31.009

BMCRC-MRO Championships 2025 - Rnd 2 @ Oulton Park Int

DART MRO 600 inc Clubman 600 & GP2/EVO

RACE 8 - SECTOR ANALYSIS

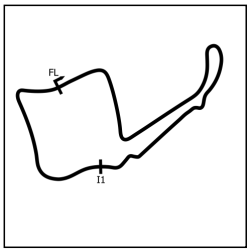

SECTOR 1 = FL to I1, SECTOR 2 = I1 to FL, DIFF = Difference To Personal Best Lap, P = Crossed Finish Line in Pit Lane, D = Time Disallowed

P29 38 C Paul COOMBS Triumph 675R DAYTONA -

IDEAL LAP TIME : 1:51.105 BEST LAP TIME : 1:51.205 DIFFERENCE : 0.100

LAP	SECTOR 1	SECTOR 2	LAP TIME	MPH	DIFF	TIME OF DAY
1 -		31.159	2:03.733	78.32	12.528	13:50:48.370
2 -	1:22.689	31.296	1:53.985	85.02	2.780	13:52:42.355
3 -	1:21.365	30.829	1:52.194 (3)	86.37	0.989	13:54:34.549
4 -	1:21.691	30.957	1:52.648	86.03	1.443	13:56:27.197
5 -	1:21.783	31.173	1:52.956	85.79	1.751	13:58:20.153
6 -	1:21.684	30.907	1:52.591	86.07	1.386	14:00:12.744
7 -	1:21.959	***30.548***	1:52.507	86.13	1.302	14:02:05.251
8 -	1:22.071	31.247	1:53.318	85.52	2.113	14:03:58.569
9 -	***1:20.557***	30.648	***1:51.205 (1)***	***87.14***		***14:05:49.774***
10 -	1:20.949	30.729	1:51.678 (2)	86.77	0.473	14:07:41.452

P30 71 C David RANSOME Yamaha YZF R6 -

IDEAL LAP TIME : 1:50.254 BEST LAP TIME : 1:50.313 DIFFERENCE : 0.059

LAP	SECTOR 1	SECTOR 2	LAP TIME	MPH	DIFF	TIME OF DAY
1 -		31.153	2:03.931	78.19	13.618	13:50:48.568
2 -	1:23.303	31.275	1:54.578	84.58	4.265	13:52:43.146
3 -	1:21.767	30.583	1:52.350	86.25	2.037	13:54:35.496
4 -	1:23.368	31.047	1:54.415	84.70	4.102	13:56:29.911
5 -	1:22.705	31.097	1:53.802	85.15	3.489	13:58:23.713
6 -	1:23.022	30.984	1:54.006	85.00	3.693	14:00:17.719
7 -	1:21.498	30.184	1:51.682	86.77	1.369	14:02:09.401
8 -	1:20.815	***30.169***	1:50.984 (3)	87.32	0.671	14:04:00.385
9 -	***1:20.085***	30.228	***1:50.313 (1)***	***87.85***		***14:05:50.698***
10 -	1:20.511	30.337	1:50.848 (2)	87.42	0.535	14:07:41.546

P31 6 C Gareth FAITH Kawasaki ZX6R - Sitramoto

IDEAL LAP TIME : 1:51.580 BEST LAP TIME : 1:51.905 DIFFERENCE : 0.325

LAP	SECTOR 1	SECTOR 2	LAP TIME	MPH	DIFF	TIME OF DAY
1 -		***30.798***	2:02.184	79.31	10.279	13:50:46.821
2 -	***1:20.782***	31.212	1:51.994 (2)	86.53	0.089	13:52:38.815
3 -	1:21.008	30.897	***1:51.905 (1)***	***86.60***		***13:54:30.720***
4 -	1:23.006	31.785	1:54.791	84.42	2.886	13:56:25.511
5 -	1:22.661	30.975	1:53.636	85.28	1.731	13:58:19.147
6 -	1:21.801	31.193	1:52.994	85.76	1.089	14:00:12.141
7 -	1:21.553	31.084	1:52.637 (3)	86.04	0.732	14:02:04.778
8 -	1:22.369	32.017	1:54.386	84.72	2.481	14:03:59.164
9 -	1:24.121	31.585	1:55.706	83.75	3.801	14:05:54.870

P32 65 C Frank MONTINI Triumph DAYTONA 675R - Sara Johnson

IDEAL LAP TIME : 1:52.127 BEST LAP TIME : 1:52.127 DIFFERENCE : 0.000

LAP	SECTOR 1	SECTOR 2	LAP TIME	MPH	DIFF	TIME OF DAY
1 -		31.018	2:04.393	77.90	12.266	13:50:49.030
2 -	1:22.225	31.713	1:53.938 (3)	85.05	1.811	13:52:42.968
3 -	***1:21.335***	***30.792***	***1:52.127 (1)***	***86.43***		***13:54:35.095***
4 -	1:22.493	31.269	1:53.762 (2)	85.18	1.635	13:56:28.857
5 -	1:23.290	31.156	1:54.446	84.68	2.319	13:58:23.303
6 -	1:22.976	31.297	1:54.273	84.80	2.146	14:00:17.576
7 -	1:23.418	31.168	1:54.586	84.57	2.459	14:02:12.162
8 -	1:22.531	31.687	1:54.218	84.84	2.091	14:04:06.380
9 -	1:23.264	31.376	1:54.640	84.53	2.513	14:06:01.020

BMCRC-MRO Championships 2025 - Rnd 2 @ Oulton Park Int

DART MRO 600 inc Clubman 600 & GP2/EVO

RACE 8 - SECTOR ANALYSIS

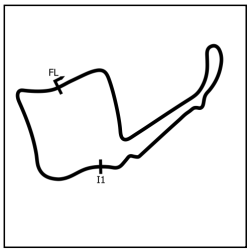

SECTOR 1 = FL to I1, SECTOR 2 = I1 to FL, DIFF = Difference To Personal Best Lap, P = Crossed Finish Line in Pit Lane, D = Time Disallowed

P33 82 Kev ADAMS Kawasaki ZX6 -

IDEAL LAP TIME : 1:53.035 BEST LAP TIME : 1:53.284 DIFFERENCE : 0.249

LAP	SECTOR 1	SECTOR 2	LAP TIME	MPH	DIFF	TIME OF DAY
1 -		31.565	2:05.535	77.19	12.251	13:50:50.172
2 -	1:22.748	31.169	1:53.917	85.07	0.633	13:52:44.089
3 -	1:22.403	30.881	***1:53.284*** **(1)**	***85.54***		***13:54:37.373***
4 -	1:22.844	31.016	1:53.860	85.11	0.576	13:56:31.233
5 -	1:22.565	30.901	1:53.466	85.41	0.182	13:58:24.699
6 -	1:22.736	***30.665***	1:53.401 **(3)**	85.46	0.117	14:00:18.100
7 -	***1:22.370***	30.980	1:53.350 **(2)**	85.49	0.066	14:02:11.450
8 -	1:23.667	31.317	1:54.984	84.28	1.700	14:04:06.434
9 -	1:23.831	31.058	1:54.889	84.35	1.605	14:06:01.323

P34 84 C George HIGGINS Yamaha R6 - Aztec Racing

IDEAL LAP TIME : 1:53.748 BEST LAP TIME : 1:53.748 DIFFERENCE : 0.000

LAP	SECTOR 1	SECTOR 2	LAP TIME	MPH	DIFF	TIME OF DAY
1 -		31.559	2:06.083	76.86	12.335	13:50:50.720
2 -	1:23.080	31.502	1:54.582 **(3)**	84.57	0.834	13:52:45.302
3 -	***1:22.372***	***31.376***	***1:53.748*** **(1)**	***85.19***		***13:54:39.050***
4 -	1:23.006	31.539	1:54.545 **(2)**	84.60	0.797	13:56:33.595
5 -	1:23.154	31.808	1:54.962	84.30	1.214	13:58:28.557
6 -	1:23.244	31.482	1:54.726	84.47	0.978	14:00:23.283
7 -	1:23.715	32.032	1:55.747	83.72	1.999	14:02:19.030
8 -	1:24.620	32.119	1:56.739	83.01	2.991	14:04:15.769
9 -	1:23.898	32.142	1:56.040	83.51	2.292	14:06:11.809

P35 16 C Greg PYMM Suzuki GSXR600 - Precision Installations, CMR, Grim Fabricatic

IDEAL LAP TIME : 1:57.741 BEST LAP TIME : 1:58.008 DIFFERENCE : 0.267

LAP	SECTOR 1	SECTOR 2	LAP TIME	MPH	DIFF	TIME OF DAY
1 -		32.410	2:09.026	75.11	11.018	13:50:53.663
2 -	1:27.169	32.862	2:00.031	80.73	2.023	13:52:53.694
3 -	1:26.875	32.799	1:59.674	80.98	1.666	13:54:53.368
4 -	1:26.983	32.555	1:59.538	81.07	1.530	13:56:52.906
5 -	1:26.364	32.307	1:58.671 **(3)**	81.66	0.663	13:58:51.577
6 -	1:27.072	32.197	1:59.269	81.25	1.261	14:00:50.846
7 -	1:26.495	32.387	1:58.882	81.52	0.874	14:02:49.728
8 -	***1:25.574***	32.434	***1:58.008*** **(1)**	***82.12***		***14:04:47.736***
9 -	1:26.128	***32.167***	1:58.295 **(2)**	81.92	0.287	14:06:46.031

P36 85 C Jack WOLFF Kawasaki ZX636 - James MZ Racing

IDEAL LAP TIME : 1:52.609 BEST LAP TIME : 1:52.609 DIFFERENCE : 0.000

LAP	SECTOR 1	SECTOR 2	LAP TIME	MPH	DIFF	TIME OF DAY
1 -		31.215	2:04.775	77.66	12.166	13:50:49.412
2 -	1:22.761	31.352	1:54.113 **(3)**	84.92	1.504	13:52:43.525
3 -	***1:21.578***	***31.031***	***1:52.609*** **(1)**	***86.06***		***13:54:36.134***
4 -	1:22.266	31.157	1:53.423 **(2)**	85.44	0.814	13:56:29.557
5 -	1:22.831	31.618	1:54.449	84.67	1.840	13:58:24.006
6 -	1:23.807	31.261	1:55.068	84.22	2.459	14:00:19.074
7 -	1:23.106	IN PIT	2:04.663 **P**	77.74	12.054	14:02:23.737

P37 5 Luke MACRAE Triumph - Northlands Fencing/ EPS Pumps

IDEAL LAP TIME : 1:50.315 BEST LAP TIME : DIFFERENCE :

LAP	SECTOR 1	SECTOR 2	LAP TIME	MPH	DIFF	TIME OF DAY
1 -		***30.047***	1:56.712	83.03		13:50:41.349
2 -	***1:20.268***	IN PIT	2:06.718 **P**	76.47		13:52:48.067

Weather / Track : Sunny / Dry

Oulton Park International: 2.6920 miles
Date: 05/04/2025 Start: 13:48 Finish: 14:05

BMCRC-MRO Championships 2025 - Rnd 2 @ Oulton Park Int

DART MRO 600 inc Clubman 600 & GP2/EVO

RACE 8 - BEST SECTORS

	SECTOR 1		SECTOR 2	
POS	NO	TIME	NO	TIME
1	15	1:13.923	15	27.909
2	164	1:14.348	212	28.149
3	135	1:14.350	135	28.204
4	212	1:14.512	164	28.305
5	141	1:15.254	62	28.435
6	179	1:15.626	179	28.568
7	3	1:15.697	91	28.596
8	178	1:15.979	3	28.641
9	91	1:16.035	141	28.666
10	35	1:16.145	35	28.712
11	62	1:16.162	169	28.732
12	169	1:16.220	48	28.892
13	44	1:16.356	44	28.910
14	78	1:16.645	178	28.945
15	28	1:16.917	224	29.059
16	224	1:17.095	78	29.060
17	48	1:17.306	28	29.176
18	32	1:17.483	153	29.269
19	910	1:17.771	32	29.355
20	68	1:17.845	67	29.365
21	97	1:17.955	54	29.427
22	67	1:18.243	910	29.538
23	54	1:18.508	97	29.554
24	40	1:18.603	22	29.563
25	153	1:18.724	68	29.567
26	22	1:18.811	40	29.767
27	624	1:19.343	115	29.953
28	115	1:19.799	624	30.019
29	71	1:20.085	5	30.047
30	5	1:20.268	71	30.169
31	38	1:20.557	38	30.548
32	6	1:20.782	82	30.665
33	65	1:21.335	65	30.792
34	85	1:21.578	6	30.798
35	82	1:22.370	85	31.031
36	84	1:22.372	84	31.376
37	16	1:25.574	16	32.167

IDEAL / BEST COMPARISON

POS	NO	NAME	IDEAL	BEST	DIFF
		PERFECT LAP	1:41.832		
1	15	HARRISON	1:41.832	1:41.931	0.099
2	135	WESTON	1:42.554	1:42.659	0.105
3	164	TUSTIN	1:42.653	1:42.667	0.014
4	212	PALLETT	1:42.661	1:42.875	0.214
5	141	ROSS	1:43.920	1:43.920	0.000
6	179	O'MARA	1:44.194	1:44.352	0.158
7	3	LAMBDEN	1:44.338	1:44.371	0.033
8	62	PERRY	1:44.597	1:44.749	0.152
9	91	HIRST	1:44.631	1:44.737	0.106
10	35	DICKINSON	1:44.857	1:44.857	0.000
11	178	BLOOMFIELD	1:44.924	1:44.996	0.072
12	169	CUNNINGHAM	1:44.952	1:45.250	0.298
13	44	DUTTON	1:45.266	1:45.306	0.040
14	78	POVAH	1:45.705	1:45.705	0.000
15	28	WALKER	1:46.093	1:46.093	0.000
16	224	WILSON	1:46.154	1:46.474	0.320
17	48	FORREST	1:46.198	1:46.427	0.229
18	32	MORRIS	1:46.838	1:46.838	0.000
19	910	GOWER	1:47.309	1:47.460	0.151
20	68	ASHBY	1:47.412	1:47.428	0.016
21	97	MANN	1:47.509	1:47.509	0.000
22	67	ANSELL	1:47.608	1:48.156	0.548
23	54	ANDERTON	1:47.935	1:48.009	0.074
24	153	HICKMOTT	1:47.993	1:48.161	0.168
25	40	LORD	1:48.370	1:48.422	0.052
26	22	HANDS	1:48.374	1:48.533	0.159
27	624	FEDRICK	1:49.362	1:49.563	0.201
28	115	MAHER	1:49.752	1:49.752	0.000
29	71	RANSOME	1:50.254	1:50.313	0.059
30	5	MACRAE			
31	38	COOMBS	1:51.105	1:51.205	0.100
32	6	FAITH	1:51.580	1:51.905	0.325
33	65	MONTINI	1:52.127	1:52.127	0.000
34	85	WOLFF	1:52.609	1:52.609	0.000
35	82	ADAMS	1:53.035	1:53.284	0.249
36	84	HIGGINS	1:53.748	1:53.748	0.000
37	16	PYMM	1:57.741	1:58.008	0.267

Weather / Track : Sunny / Dry

Oulton Park International: 2.6920 miles
Date: 05/04/2025 Start: 13:48 Finish: 14:05

Results can be found at www.tsl-timing.com

Printed - 14:13 Saturday, 05 April 2025

BMCRC-MRO Championships 2025 - Rnd 2 @ Oulton Park Int

DART MRO 600 inc Clubman 600 & GP2/EVO

RACE 8 - STATISTICS

Competitors Started	37
Planned Start	2025-04-05 @ 11:45:00.000
Actual Start	2025-04-05 @ 13:48:44.636
Finish Time	2025-04-05 @ 14:05:54.039
Track Length	2.6920mi.
Total Laps	354
Total Distance Covered	952.9781mi.

Session Fastest Lap History

NO	CL	NAME	LAP TIME	TIME OF DAY	LAP	VEHICLE
15		**Nathan HARRISON**	**1:42.597**	13:52:14.223	2	Honda CBR600RR
15		**Nathan HARRISON**	**1:42.377**	13:53:56.599	3	Honda CBR600RR
15		**Nathan HARRISON**	**1:42.372**	13:55:38.971	4	Honda CBR600RR
15		**Nathan HARRISON**	**1:42.195**	13:57:21.166	5	Honda CBR600RR
15		**Nathan HARRISON**	**1:41.931**	13:59:03.097	6	Honda CBR600RR

Session Leader History

NO	CL	NAME	FROM LAP	LAPS LED	DISTANCE	VEHICLE
15		**Nathan HARRISON**	1	10	26.92 miles	Honda CBR600RR

Flag History

TYPE	TIME OF DAY
GREEN	13:48:44.636
FINISH	14:05:54.039

Flag Statistics

TYPE	COUNT	TOTAL LAPS	TOTAL TIME
Green	1	10	19:12.700
Red	0	0	0.000
Safety Car	0	0	0.000
FCY	0	0	0.000

Weather / Track : Sunny / Dry

Oulton Park International: 2.6920 miles
Date: 05/04/2025 Start: 13:48 Finish: 14:05

BMCRC-MRO Championships 2025 - Rnd 2 @ Oulton Park Int

DART MRO 600 inc Clubman 600 & GP2/EVO

RACE 8 - STATISTICS

CLASS : 21 Starters

Fastest Lap History

NO	NAME	LAP TIME	TIME OF DAY	LAP	VEHICLE
15	**Nathan HARRISON**	**1:42.597**	13:52:14.223	2	Honda CBR600RR
15	**Nathan HARRISON**	**1:42.377**	13:53:56.599	3	Honda CBR600RR
15	**Nathan HARRISON**	**1:42.372**	13:55:38.971	4	Honda CBR600RR
15	**Nathan HARRISON**	**1:42.195**	13:57:21.166	5	Honda CBR600RR
15	**Nathan HARRISON**	**1:41.931**	13:59:03.097	6	Honda CBR600RR

Leader History

NO	NAME	FROM LAP	LAPS LED	DISTANCE	VEHICLE
15	**Nathan HARRISON**	1	10	26.92 miles	Honda CBR600RR

BMCRC-MRO Championships 2025 - Rnd 2 @ Oulton Park Int

DART MRO 600 inc Clubman 600 & GP2/EVO

RACE 8 - STATISTICS

CLASS : C

16 Starters

Fastest Lap History

NO	NAME	LAP TIME	TIME OF DAY	LAP	VEHICLE
178	**Paul BLOOMFIELD**	**1:46.165**	13:52:24.051	2	Yamaha R6
178	**Paul BLOOMFIELD**	**1:45.962**	13:54:10.013	3	Yamaha R6
178	**Paul BLOOMFIELD**	**1:45.403**	13:57:41.750	5	Yamaha R6
178	**Paul BLOOMFIELD**	**1:44.996**	14:06:30.318	10	Yamaha R6

Leader History

NO	NAME	FROM LAP	LAPS LED	DISTANCE	VEHICLE
178	**Paul BLOOMFIELD**	1	10	26.92 miles	Yamaha R6

Weather / Track : Sunny / Dry

Oulton Park International: 2.6920 miles
Date: 05/04/2025 Start: 13:48 Finish: 14:05

MRO 600

MRO CLUBMAN 600

BMCRC-MRO Championships 2025 - Rnd 2 @ Oulton Park Int

DART MRO 600 inc Clubman 600 & GP2/EVO

RACE 18 - GRID (7 Laps)

ROW 14			41	52	James EGGINTON	40	55	Aditya BEHAL
ROW 13			39	131	Duncan BURNS	38	440	Elijah EVERTON
						1:58.008	37	16	Greg PYMM
ROW 12	1:53.748	36	84	George HIGGINS	1:53.284	35	82	Kev ADAMS	1:52.609	34	85	Jack WOLFF
ROW 11			1:52.127	33	65	Frank MONTINI	1:51.905	32	6	Gareth FAITH	1:51.205	31	38	Paul COOMBS
ROW 10	1:50.313	30	71	David RANSOME	1:49.752	29	115	Brian MAHER	1:49.563	28	624	Matthew FEDRICK
ROW 9			1:48.533	27	22	Arran HANDS	26	5	Luke MACRAE	1:48.422	25	40	James LORD
ROW 8	1:48.161	24	153	Aaron HICKMOTT	1:48.156	23	67	Edward ANSELL	1:48.009	22	54	Jake ANDERTON
ROW 7			1:47.509	21	97	Alex MANN	1:47.460	20	910	Harry GOWER	1:47.428	19	68	Ian ASHBY
ROW 6	1:46.838	18	32	Martin MORRIS	1:46.474	17	224	Jamie WILSON	1:46.427	16	48	Rhys FORREST
ROW 5			1:46.093	15	28	Tom WALKER	1:45.705	14	78	Keith POVAH	1:45.306	13	44	James DUTTON
ROW 4	1:45.250	12	169	Gareth CUNNINGHAM	1:44.996	11	178	Paul BLOOMFIELD	1:44.857	10	35	Kai DICKINSON
ROW 3			1:44.749	9	62	Jonathan PERRY	1:44.737	8	91	Sam HIRST	1:44.371	7	3	Joey LAMBDEN
ROW 2	1:44.352	6	179	James O'MARA	1:43.920	5	141	Henry ROSS	1:42.875	4	212	Matt PALLETT
ROW 1			1:42.667	3	164	Michael TUSTIN	1:42.659	2	135	Zack WESTON	1:41.931	1	15	Nathan HARRISON

Pole

These results are provisional until the conclusion of any judicial and technical matters.

Oulton Park International: 2.6920 miles

Clerk Of Course:	Timekeeper: *Craig Smith*	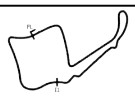

Results can be found at www.tsl-timing.com

Printed - 14:16 Saturday, 05 April 2025

BMCRC-MRO Championships 2025 - Rnd 2 @ Oulton Park Int

DART MRO 600 inc Clubman 600 & GP2/EVO

RACE 18 - CLASSIFICATION

Race Distance: 7 Laps / 18.84 miles

POS	NO	CL	PIC	NAME	ENTRY	LAPS	TIME	GAP	DIFF	MPH	BEST	ON	GRD	↑↓
1	164		1	Michael TUSTIN	Yamaha R6 - Keder Greenhouse	7	12:03.644			93.74	1:42.279	4	3	2
2	135		2	Zack WESTON	Yamaha R6 - Speedy Freight - NW Racing	7	12:03.680	0.036	0.036	93.74	1:42.117	7	2	0
3	212		3	Matt PALLETT	Kawasaki ZX636 - In:timber	7	12:09.247	5.603	5.567	93.02	1:43.011	6	4	1
4	141		4	Henry ROSS	Yamaha R6 -	7	12:09.754	6.110	0.507	92.96	1:42.935	3	5	1
5	179		5	James O'MARA	Triumph 675R - BRP Machining Ltd - Alton Compressor Serv	7	12:16.413	12.769	6.659	92.12	1:43.711	3	6	1
6	3		6	Joey LAMBDEN	Kawasaki 636 -	7	12:18.254	14.610	1.841	91.89	1:43.694	4	7	1
7	91		7	Sam HIRST	Kawasaki ZX-636 - Team Valley Racing	7	12:26.444	22.800	8.190	90.88	1:45.494	3	8	1
8	35		8	Kai DICKINSON	Yamaha R6 - Dad	7	12:31.999	28.355	5.555	90.21	1:45.510	3	10	2
9	48	C	1	Rhys FORREST	Kawasaki 600 -	7	12:32.122	28.478	0.123	90.19	1:46.178	3	16	7
10	44		9	James DUTTON	Yamaha R6 - AMR Motorcycles	7	12:32.419	28.775	0.297	90.16	1:45.431	4	13	3
11	78		10	Keith POVAH	Yamaha R6 - @crap.sack give us a follow!	7	12:32.708	29.064	0.289	90.12	1:45.426	4	14	3
12	28	C	2	Tom WALKER	Yamaha R6 - TRW Racing	7	12:37.068	33.424	4.360	89.60	1:46.602	5	15	3
13	178	C	3	Paul BLOOMFIELD	Yamaha R6 - Martello transport	7	12:37.127	33.483	0.059	89.60	1:46.714	7	11	-2
14	224		11	Jamie WILSON	Kawasaki ZX6R - Myself	7	12:42.666	39.022	5.539	88.94	1:46.578	3	17	3
15	624		12	Matthew FEDRICK	Yamaha R6 - Matthew Fedrick farriers ltd/ Palmer Race Skoc	7	12:50.026	46.382	7.360	88.09	1:47.285	7	28	13
16	68		13	Ian ASHBY	TRIUMPH 675 - Clive Wood Triumph	7	12:50.176	46.532	0.150	88.08	1:48.590	5	19	3
17	67	C	4	Edward ANSELL	Triumph 675 - ketchup Racing	7	12:50.877	47.233	0.701	88.00	1:47.956	7	23	6
18	54	C	5	Jake ANDERTON	Yamaha R6 - Hunter Racing	7	12:52.107	48.463	1.230	87.86	1:48.716	2	22	4
19	153	C	6	Aaron HICKMOTT	Kawasaki ZX6R - Me, Myself & I	7	12:52.112	48.468	0.005	87.86	1:48.552	3	24	5
20	40	C	7	James LORD	Triumph STREET TRIPLE -	7	12:52.771	49.127	0.659	87.78	1:48.454	4	25	5
21	22		14	Arran HANDS	Honda CBR600 RR - Queensferry Moto Routes	7	12:57.385	53.741	4.614	87.26	1:49.250	3	27	6
22	32		15	Martin MORRIS	Kawasaki ZX6 - Morris Racing, Obsession Engineering	7	12:59.593	55.949	2.208	87.01	1:47.263	7	18	-4
23	97		16	Alex MANN	Triumph DAYTONA - EB1 Racing	7	12:59.679	56.035	0.086	87.00	1:48.493	4	21	-2
24	71	C	8	David RANSOME	Yamaha YZF R6 -	7	13:16.414	1:12.770	16.735	85.18	1:52.019	6	30	6
25	910	C	9	Harry GOWER	Triumph DAYTONA 765 - RG Racing	7	13:17.588	1:13.944	1.174	85.05	1:45.652	5	20	-5
26	65	C	10	Frank MONTINI	Triumph DAYTONA 675R - Sara Johnson	7	13:22.566	1:18.922	4.978	84.52	1:51.972	7	33	7
27	82		17	Kev ADAMS	Kawasaki ZX6 -	7	13:23.612	1:19.968	1.046	84.41	1:51.596	6	35	8
28	38	C	11	Paul COOMBS	Triumph 675R DAYTONA -	7	13:32.912	1:29.268	9.300	83.45	1:53.986	7	31	3
29	84	C	12	George HIGGINS	Yamaha R6 - Aztec Racing	7	13:36.246	1:32.602	3.334	83.11	1:54.487	6	36	7
30	6	C	13	Gareth FAITH	Kawasaki ZX6R - Sitramoto	7	13:47.784	1:44.140	11.538	81.95	1:56.473	4	32	2

NOT CLASSIFIED

DNF	169			Gareth CUNNINGHAM	Yamaha R6 -	5	8:58.065	2 Laps	2 Laps	90.05	1:46.077	3	12	

FASTEST LAP

	135			Zack WESTON	Yamaha R6 - Speedy Freight - NW Racing	7	1:42.117	94.90 mph	152.73 kph
	910	C		Harry GOWER	Triumph DAYTONA 765 - RG Racing	5	1:45.652	91.72 mph	147.62 kph

Class - 92.5% of Race Speed = 86.70 mph
Class C - 92.5% of Race Speed = 83.42 mph

Weather / Track : Sunny / Dry
These results are provisional until the conclusion of any judicial and technical matters.

Date: 05/04/2025 Start: 17:31 Finish: 17:43
Oulton Park International: 2.6920 miles

Clerk Of Course:	Timekeeper: Craig Smith	

Results can be found at www.tsl-timing.com

Printed - 17:47 Saturday, 05 April 2025

BMCRC-MRO Championships 2025 - Rnd 2 @ Oulton Park Int

DART MRO 600 inc Clubman 600 & GP2/EVO

RACE 18 - LAP CHART

LAP 1 @ 17:33:18.013

NO	BEHIND	LAP TIME
135		1:47.885
212	0.584	1:48.469
164	0.664	1:48.549
141	0.971	1:48.856
179	1.663	1:49.548
91	3.327	1:51.212
48	4.011	1:51.896
169	4.705	1:52.590
3	4.986	1:52.871
178	5.546	1:53.431
44	5.833	1:53.718
35	6.242	1:54.127
78	6.533	1:54.418
224	7.176	1:55.061
28	7.286	1:55.171
910	7.850	1:55.735
68	9.205	1:57.090
54	9.211	1:57.096
67	9.296	1:57.181
153	9.490	1:57.375
624	9.914	1:57.799
40	10.249	1:58.134
97	10.640	1:58.525
22	11.641	1:59.526
6	14.034	2:01.919
71	14.492	2:02.377
65	14.992	2:02.877
38	15.471	2:03.356
82	15.857	2:03.742
84	16.459	2:04.344
32	21.503	2:09.388

LAP 2 @ 17:35:01.691

NO	BEHIND	LAP TIME
135		1:43.678
164	0.090	1:43.104
212	1.054	1:44.148
141	1.275	1:43.982
179	2.313	1:44.328
91	5.182	1:45.533
3	6.675	1:45.367
48	6.769	1:46.436
169	7.296	1:46.269
35	9.237	1:46.673
178	9.688	1:47.820
44	9.832	1:47.677
78	10.385	1:47.530
28	10.675	1:47.067
910	11.376	1:47.204
224	11.697	1:48.199
54	14.249	1:48.716
68	14.577	1:49.050
67	15.109	1:49.491
624	15.896	1:49.660
153	16.066	1:50.254
97	16.450	1:49.488
40	16.871	1:50.300
22	17.335	1:49.372
71	23.310	1:52.496
65	26.662	1:55.348
6	26.887	1:56.531
38	27.345	1:55.552
84	27.634	1:54.853
32	27.655	1:49.830
82	27.778	1:55.599

LAP 3 @ 17:36:44.295

NO	BEHIND	LAP TIME
164		1:42.514
135	0.149	1:42.753
141	1.606	1:42.935
212	2.492	1:44.042
179	3.420	1:43.711
3	8.008	1:43.937
91	8.072	1:45.494
48	10.343	1:46.178
169	10.769	1:46.077
35	12.143	1:45.510
44	13.242	1:46.014
78	13.637	1:45.856
178	14.742	1:47.658
910	15.329	1:46.557
28	15.466	1:47.395
224	15.671	1:46.578
54	20.585	1:48.940
68	20.939	1:48.966
67	21.044	1:48.539
153	22.014	1:48.552
624	22.576	1:49.284
97	23.060	1:49.214
40	23.474	1:49.207
22	23.981	1:49.250
71	33.296	1:52.590
32	34.577	1:49.526
65	36.927	1:52.869
38	40.786	1:56.045
6	40.899	1:56.616
82	41.066	1:55.892
84	41.458	1:56.428

LAP 4 @ 17:38:26.574

NO	BEHIND	LAP TIME
164		1:42.279
135	0.057	1:42.187
141	2.335	1:43.008
212	3.544	1:43.331
179	5.052	1:43.911
3	9.423	1:43.694
91	11.648	1:45.855
169	15.154	1:46.664
48	15.280	1:47.216
35	15.799	1:45.935
44	16.394	1:45.431
78	16.784	1:45.426
910	20.045	1:46.995
178	20.202	1:47.739
28	20.518	1:47.331
224	20.839	1:47.447
68	27.383	1:48.723
54	28.270	1:49.964
67	28.302	1:49.537
153	28.689	1:48.954
624	28.893	1:48.596
97	29.274	1:48.493
40	29.649	1:48.454
22	31.254	1:49.552
32	40.794	1:48.496
71	43.475	1:52.458
65	47.463	1:52.815
82	51.367	1:52.580
38	53.744	1:55.237
6	55.093	1:56.473
84	55.263	1:56.084

LAP 5 @ 17:40:09.097

NO	BEHIND	LAP TIME
164		1:42.523
135	0.284	1:42.750
141	2.870	1:43.058
212	4.128	1:43.107
179	6.804	1:44.275
3	10.974	1:44.074
91	14.909	1:45.784
169	19.096	1:46.465
48	19.213	1:46.456
35	19.484	1:46.208
44	19.699	1:45.828
78	20.043	1:45.782
910	23.174	1:45.652
178	24.427	1:46.748
28	24.597	1:46.602
224	25.844	1:47.528
68	33.450	1:48.590
67	34.812	1:49.033
54	34.821	1:49.074
624	35.177	1:48.807
153	35.515	1:49.349
97	36.103	1:49.352
40	36.292	1:49.166
22	38.104	1:49.373
32	46.003	1:47.732
71	52.983	1:52.031
65	58.802	1:53.862
82	1:01.213	1:52.369
38	1:05.799	1:54.578
84	1:07.637	1:54.897
6	1:09.731	1:57.161

LAP 6 @ 17:41:51.484

NO	BEHIND	LAP TIME
164		1:42.387
135	0.207	1:42.310
141	4.236	1:43.753
212	4.752	1:43.011
179	9.377	1:44.960
3	12.718	1:44.131
91	18.937	1:46.415
48	23.917	1:47.091
35	24.078	1:46.981
44	24.277	1:46.965
78	24.517	1:46.861
28	28.900	1:46.690
178	29.057	1:47.017
910	29.455	1:48.668
224	31.435	1:47.978
68	40.182	1:49.119
54	41.243	1:48.809
624	41.385	1:48.595
67	41.565	1:49.140
153	42.197	1:49.069
97	42.605	1:48.889
40	42.904	1:48.999
22	45.665	1:49.948
32	50.974	1:47.358
71	1:02.615	1:52.019
65	1:09.238	1:52.823
82	1:10.422	1:51.596
38	1:17.570	1:54.158
84	1:19.737	1:54.487
6	1:26.141	1:58.797

LAP 7 @ 17:43:33.772

NO	BEHIND	LAP TIME
164		1:42.288
135	0.036	1:42.117
212	5.603	1:43.139
141	6.110	1:44.162
179	12.769	1:45.680
3	14.610	1:44.180
91	22.800	1:46.151
35	28.355	1:46.565
48	28.478	1:46.849
44	28.775	1:46.786
78	29.064	1:46.835
28	33.424	1:46.812
178	33.483	1:46.714
224	39.022	1:49.875
624	46.382	1:47.285
68	46.532	1:48.638
67	47.233	1:47.956
54	48.463	1:49.508
153	48.468	1:48.559
40	49.127	1:48.511
22	53.741	1:50.364
32	55.949	1:47.263
97	56.035	1:55.718
71	1:12.770	1:52.443
910	1:13.944	2:26.777
65	1:18.922	1:51.972
82	1:19.968	1:51.834
38	1:29.268	1:53.986
84	1:32.602	1:55.153
6	1:44.140	2:00.287

Weather / Track : Sunny / Dry

Oulton Park International: 2.6920 miles
Date: 05/04/2025 Start: 17:31 Finish: 17:43

Results can be found at www.tsl-timing.com

Printed - 17:47 Saturday, 05 April 2025

BMCRC-MRO Championships 2025 - Rnd 2 @ Oulton Park Int

DART MRO 600 inc Clubman 600 & GP2/EVO

RACE 18 - POSITION CHART

No	Name	Lap Pos	1	2	3	4	5	6	7
135	WESTON	1	135	135	164	164	164	164	164
164	TUSTIN	2	212	164	135	135	135	135	135
212	PALLETT	3	164	212	141	141	141	141	212
141	ROSS	4	141	141	212	212	212	212	141
179	O'MARA	5	179	179	179	179	179	179	179
3	LAMBDEN	6	91	91	3	3	3	3	3
91	HIRST	7	48	3	91	91	91	91	91
35	DICKINSON	8	169	48	48	169	169	48	35
178	BLOOMFIELD	9	3	169	169	48	48	35	48
169	CUNNINGHAM	10	178	35	35	35	35	44	44
44	DUTTON	11	44	178	44	44	44	78	78
78	POVAH	12	35	44	78	78	78	28	28
28	WALKER	13	78	78	178	910	910	178	178
48	FORREST	14	224	28	910	178	178	910	224
224	WILSON	15	28	910	28	28	28	224	624
32	MORRIS	16	910	224	224	224	224	68	68
68	ASHBY	17	68	54	54	68	68	54	67
910	GOWER	18	54	68	68	54	67	624	54
97	MANN	19	67	67	67	67	54	67	153
54	ANDERTON	20	153	624	153	153	624	153	40
67	ANSELL	21	624	153	624	624	153	97	22
153	HICKMOTT	22	40	97	97	97	97	40	32
40	LORD	23	97	40	40	40	40	22	97
22	HANDS	24	22	22	22	22	22	32	71
624	FEDRICK	25	6	71	71	32	32	71	910
71	RANSOME	26	71	65	32	71	71	65	65
38	COOMBS	27	65	6	65	65	65	82	82
6	FAITH	28	38	38	38	82	82	38	38
65	MONTINI	29	82	84	6	38	38	84	84
82	ADAMS	30	84	32	82	6	84	6	6
84	HIGGINS	31	32	82	84	84	6		

Weather / Track : Sunny / Dry

Oulton Park International: 2.6920 miles
Date: 05/04/2025 Start: 17:31 Finish: 17:43

Results can be found at www.tsl-timing.com

Printed - 17:47 Saturday, 05 April 2025

BMCRC-MRO Championships 2025 - Rnd 2 @ Oulton Park Int

DART MRO 600 inc Clubman 600 & GP2/EVO

RACE 18 - SECTOR ANALYSIS

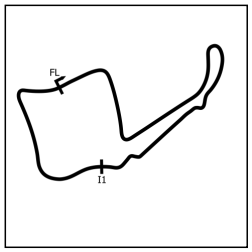

SECTOR 1 = FL to I1, SECTOR 2 = I1 to FL, DIFF = Difference To Personal Best Lap, P = Crossed Finish Line in Pit Lane, D = Time Disallowed

P1 164 Michael TUSTIN — Yamaha R6 - Keder Greenhouse

IDEAL LAP TIME : 1:42.032 BEST LAP TIME : 1:42.279 DIFFERENCE : 0.247

LAP	SECTOR 1	SECTOR 2	LAP TIME	MPH	DIFF	TIME OF DAY
1 -		28.323	1:48.549	89.28	6.270	17:33:18.677
2 -	1:14.603	28.501	1:43.104	93.99	0.825	17:35:01.781
3 -	1:14.403	28.111	1:42.514	94.53	0.235	17:36:44.295
4 -	1:14.147	28.132	***1:42.279*** **(1)**	***94.75***		***17:38:26.574***
5 -	1:14.511	***28.012***	1:42.523	94.52	0.244	17:40:09.097
6 -	1:14.267	28.120	1:42.387 **(3)**	94.65	0.108	17:41:51.484
7 -	***1:14.020***	28.268	1:42.288 **(2)**	94.74	0.009	17:43:33.772

P2 135 Zack WESTON — Yamaha R6 - Speedy Freight - NW Racing

IDEAL LAP TIME : 1:41.958 BEST LAP TIME : 1:42.117 DIFFERENCE : 0.159

LAP	SECTOR 1	SECTOR 2	LAP TIME	MPH	DIFF	TIME OF DAY
1 -		28.326	1:47.885	89.82	5.768	17:33:18.013
2 -	1:15.107	28.571	1:43.678	93.47	1.561	17:35:01.691
3 -	1:14.809	27.944	1:42.753	94.31	0.636	17:36:44.444
4 -	1:14.342	***27.845***	1:42.187 **(2)**	94.83	0.070	17:38:26.631
5 -	1:14.709	28.041	1:42.750	94.31	0.633	17:40:09.381
6 -	1:14.323	27.987	1:42.310 **(3)**	94.72	0.193	17:41:51.691
7 -	***1:14.113***	28.004	***1:42.117*** **(1)**	***94.90***		***17:43:33.808***

P3 212 Matt PALLETT — Kawasaki ZX636 - In:timber

IDEAL LAP TIME : 1:42.955 BEST LAP TIME : 1:43.011 DIFFERENCE : 0.056

LAP	SECTOR 1	SECTOR 2	LAP TIME	MPH	DIFF	TIME OF DAY
1 -		28.582	1:48.469	89.34	5.458	17:33:18.597
2 -	1:15.667	28.481	1:44.148	93.05	1.137	17:35:02.745
3 -	1:15.551	28.491	1:44.042	93.14	1.031	17:36:46.787
4 -	1:15.027	***28.304***	1:43.331	93.78	0.320	17:38:30.118
5 -	1:14.750	28.357	1:43.107 **(2)**	93.99	0.096	17:40:13.225
6 -	***1:14.651***	28.360	***1:43.011*** **(1)**	***94.08***		***17:41:56.236***
7 -	1:14.739	28.400	1:43.139 **(3)**	93.96	0.128	17:43:39.375

P4 141 Henry ROSS — Yamaha R6 -

IDEAL LAP TIME : 1:42.655 BEST LAP TIME : 1:42.935 DIFFERENCE : 0.280

LAP	SECTOR 1	SECTOR 2	LAP TIME	MPH	DIFF	TIME OF DAY
1 -		28.524	1:48.856	89.02	5.921	17:33:18.984
2 -	1:15.400	28.582	1:43.982	93.20	1.047	17:35:02.966
3 -	1:14.837	***28.098***	***1:42.935*** **(1)**	***94.14***		***17:36:45.901***
4 -	1:14.563	28.445	1:43.008 **(2)**	94.08	0.073	17:38:28.909
5 -	***1:14.557***	28.501	1:43.058 **(3)**	94.03	0.123	17:40:11.967
6 -	1:15.117	28.636	1:43.753	93.40	0.818	17:41:55.720
7 -	1:14.989	29.173	1:44.162	93.04	1.227	17:43:39.882

P5 179 James O'MARA — Triumph 675R - BRP Machining Ltd - Alton Compressor Services

IDEAL LAP TIME : 1:43.651 BEST LAP TIME : 1:43.711 DIFFERENCE : 0.060

LAP	SECTOR 1	SECTOR 2	LAP TIME	MPH	DIFF	TIME OF DAY
1 -		28.534	1:49.548	88.46	5.837	17:33:19.676
2 -	1:15.697	28.631	1:44.328	92.89	0.617	17:35:04.004
3 -	1:15.318	***28.393***	***1:43.711*** **(1)**	***93.44***		***17:36:47.715***
4 -	***1:15.258***	28.653	1:43.911 **(2)**	93.26	0.200	17:38:31.626
5 -	1:15.502	28.773	1:44.275 **(3)**	92.93	0.564	17:40:15.901
6 -	1:15.955	29.005	1:44.960	92.33	1.249	17:42:00.861
7 -	1:16.479	29.201	1:45.680	91.70	1.969	17:43:46.541

Weather / Track : Sunny / Dry

Oulton Park International: 2.6920 miles
Date: 05/04/2025 Start: 17:31 Finish: 17:43

BMCRC-MRO Championships 2025 - Rnd 2 @ Oulton Park Int

DART MRO 600 inc Clubman 600 & GP2/EVO

RACE 18 - SECTOR ANALYSIS

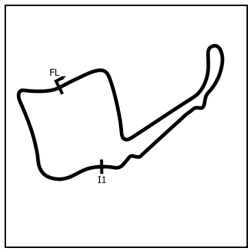

SECTOR 1 = FL to I1, SECTOR 2 = I1 to FL, DIFF = Difference To Personal Best Lap, P = Crossed Finish Line in Pit Lane, D = Time Disallowed

P6 3 Joey LAMBDEN Kawasaki 636 -

IDEAL LAP TIME : 1:43.694 BEST LAP TIME : 1:43.694 DIFFERENCE : 0.000

LAP	SECTOR 1	SECTOR 2	LAP TIME	MPH	DIFF	TIME OF DAY
1 -		28.947	1:52.871	85.86	9.177	17:33:22.999
2 -	1:16.700	28.667	1:45.367	91.97	1.673	17:35:08.366
3 -	1:15.238	28.699	1:43.937 (2)	93.24	0.243	17:36:52.303
4 -	***1:15.218***	***28.476***	***1:43.694 (1)***	***93.46***		***17:38:35.997***
5 -	1:15.448	28.626	1:44.074 (3)	93.11	0.380	17:40:20.071
6 -	1:15.607	28.524	1:44.131	93.06	0.437	17:42:04.202
7 -	1:15.671	28.509	1:44.180	93.02	0.486	17:43:48.382

P7 91 Sam HIRST Kawasaki ZX-636 - Team Valley Racing

IDEAL LAP TIME : 1:45.270 BEST LAP TIME : 1:45.494 DIFFERENCE : 0.224

LAP	SECTOR 1	SECTOR 2	LAP TIME	MPH	DIFF	TIME OF DAY
1 -		***28.938***	1:51.212	87.14	5.718	17:33:21.340
2 -	1:16.552	28.981	1:45.533 (2)	91.83	0.039	17:35:06.873
3 -	***1:16.332***	29.162	***1:45.494 (1)***	***91.86***		***17:36:52.367***
4 -	1:16.775	29.080	1:45.855	91.55	0.361	17:38:38.222
5 -	1:16.749	29.035	1:45.784 (3)	91.61	0.290	17:40:24.006
6 -	1:17.136	29.279	1:46.415	91.07	0.921	17:42:10.421
7 -	1:16.920	29.231	1:46.151	91.29	0.657	17:43:56.572

P8 35 Kai DICKINSON Yamaha R6 - Dad

IDEAL LAP TIME : 1:45.510 BEST LAP TIME : 1:45.510 DIFFERENCE : 0.000

LAP	SECTOR 1	SECTOR 2	LAP TIME	MPH	DIFF	TIME OF DAY
1 -		29.011	1:54.127	84.91	8.617	17:33:24.255
2 -	1:17.434	29.239	1:46.673	90.85	1.163	17:35:10.928
3 -	***1:16.731***	***28.779***	***1:45.510 (1)***	***91.85***		***17:36:56.438***
4 -	1:16.740	29.195	1:45.935 (2)	91.48	0.425	17:38:42.373
5 -	1:17.162	29.046	1:46.208 (3)	91.24	0.698	17:40:28.581
6 -	1:17.531	29.450	1:46.981	90.58	1.471	17:42:15.562
7 -	1:17.394	29.171	1:46.565	90.94	1.055	17:44:02.127

P9 48 C Rhys FORREST Kawasaki 600 -

IDEAL LAP TIME : 1:46.095 BEST LAP TIME : 1:46.178 DIFFERENCE : 0.083

LAP	SECTOR 1	SECTOR 2	LAP TIME	MPH	DIFF	TIME OF DAY
1 -		28.973	1:51.896	86.60	5.718	17:33:22.024
2 -	1:17.444	28.992	1:46.436 (2)	91.05	0.258	17:35:08.460
3 -	1:17.421	***28.757***	***1:46.178 (1)***	***91.27***		***17:36:54.638***
4 -	1:17.943	29.273	1:47.216	90.39	1.038	17:38:41.854
5 -	1:17.357	29.099	1:46.456 (3)	91.03	0.278	17:40:28.310
6 -	***1:17.338***	29.753	1:47.091	90.49	0.913	17:42:15.401
7 -	1:17.868	28.981	1:46.849	90.70	0.671	17:44:02.250

P10 44 James DUTTON Yamaha R6 - AMR Motorcycles

IDEAL LAP TIME : 1:45.431 BEST LAP TIME : 1:45.431 DIFFERENCE : 0.000

LAP	SECTOR 1	SECTOR 2	LAP TIME	MPH	DIFF	TIME OF DAY
1 -		29.422	1:53.718	85.22	8.287	17:33:23.846
2 -	1:18.061	29.616	1:47.677	90.00	2.246	17:35:11.523
3 -	1:16.970	29.044	1:46.014 (3)	91.41	0.583	17:36:57.537
4 -	***1:16.564***	***28.867***	***1:45.431 (1)***	***91.92***		***17:38:42.968***
5 -	1:16.753	29.075	1:45.828 (2)	91.57	0.397	17:40:28.796
6 -	1:17.486	29.479	1:46.965	90.60	1.534	17:42:15.761
7 -	1:17.669	29.117	1:46.786	90.75	1.355	17:44:02.547

Weather / Track : Sunny / Dry

Oulton Park International: 2.6920 miles
Date: 05/04/2025 Start: 17:31 Finish: 17:43

BMCRC-MRO Championships 2025 - Rnd 2 @ Oulton Park Int

DART MRO 600 inc Clubman 600 & GP2/EVO

RACE 18 - SECTOR ANALYSIS

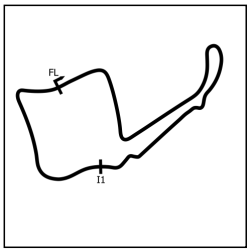

SECTOR 1 = FL to I1, SECTOR 2 = I1 to FL, DIFF = Difference To Personal Best Lap, P = Crossed Finish Line in Pit Lane, D = Time Disallowed

P11 78 Keith POVAH — Yamaha R6 - @crap.sack give us a follow!

IDEAL LAP TIME : 1:45.315 BEST LAP TIME : 1:45.426 DIFFERENCE : 0.111

LAP	SECTOR 1	SECTOR 2	LAP TIME	MPH	DIFF	TIME OF DAY
1 -		28.982	1:54.418	84.70	8.992	17:33:24.546
2 -	1:18.039	29.491	1:47.530	90.12	2.104	17:35:12.076
3 -	1:16.910	28.946	1:45.856 (3)	91.55	0.430	17:36:57.932
4 -	***1:16.500***	28.926	***1:45.426 (1)***	***91.92***		***17:38:43.358***
5 -	1:16.960	28.822	1:45.782 (2)	91.61	0.356	17:40:29.140
6 -	1:17.351	29.510	1:46.861	90.69	1.435	17:42:16.001
7 -	1:18.020	***28.815***	1:46.835	90.71	1.409	17:44:02.836

P12 28 C Tom WALKER — Yamaha R6 - TRW Racing

IDEAL LAP TIME : 1:46.290 BEST LAP TIME : 1:46.602 DIFFERENCE : 0.312

LAP	SECTOR 1	SECTOR 2	LAP TIME	MPH	DIFF	TIME OF DAY
1 -		***29.061***	1:55.171	84.14	8.569	17:33:25.299
2 -	1:17.508	29.559	1:47.067	90.51	0.465	17:35:12.366
3 -	1:17.618	29.777	1:47.395	90.23	0.793	17:36:59.761
4 -	1:17.857	29.474	1:47.331	90.29	0.729	17:38:47.092
5 -	1:17.311	29.291	***1:46.602 (1)***	***90.91***		***17:40:33.694***
6 -	***1:17.229***	29.461	1:46.690 (2)	90.83	0.088	17:42:20.384
7 -	1:17.411	29.401	1:46.812 (3)	90.73	0.210	17:44:07.196

P13 178 C Paul BLOOMFIELD — Yamaha R6 - Martello transport

IDEAL LAP TIME : 1:46.635 BEST LAP TIME : 1:46.714 DIFFERENCE : 0.079

LAP	SECTOR 1	SECTOR 2	LAP TIME	MPH	DIFF	TIME OF DAY
1 -		29.357	1:53.431	85.43	6.717	17:33:23.559
2 -	1:17.916	29.904	1:47.820	89.88	1.106	17:35:11.379
3 -	1:18.184	29.474	1:47.658	90.01	0.944	17:36:59.037
4 -	1:17.945	29.794	1:47.739	89.95	1.025	17:38:46.776
5 -	1:17.376	29.372	1:46.748 (2)	90.78	0.034	17:40:33.524
6 -	1:17.715	***29.302***	1:47.017 (3)	90.55	0.303	17:42:20.541
7 -	***1:17.333***	29.381	***1:46.714 (1)***	***90.81***		***17:44:07.255***

P14 224 Jamie WILSON — Kawasaki ZX6R - Myself

IDEAL LAP TIME : 1:46.559 BEST LAP TIME : 1:46.578 DIFFERENCE : 0.019

LAP	SECTOR 1	SECTOR 2	LAP TIME	MPH	DIFF	TIME OF DAY
1 -		29.225	1:55.061	84.22	8.483	17:33:25.189
2 -	1:18.720	29.479	1:48.199	89.56	1.621	17:35:13.388
3 -	***1:17.448***	29.130	***1:46.578 (1)***	***90.93***		***17:36:59.966***
4 -	1:18.336	***29.111***	1:47.447 (2)	90.19	0.869	17:38:47.413
5 -	1:18.178	29.350	1:47.528 (3)	90.12	0.950	17:40:34.941
6 -	1:18.437	29.541	1:47.978	89.75	1.400	17:42:22.919
7 -	1:20.548	29.327	1:49.875	88.20	3.297	17:44:12.794

P15 624 Matthew FEDRICK — Yamaha R6 - Matthew Fedrick farriers ltd/ Palmer Race Skool

IDEAL LAP TIME : 1:47.285 BEST LAP TIME : 1:47.285 DIFFERENCE : 0.000

LAP	SECTOR 1	SECTOR 2	LAP TIME	MPH	DIFF	TIME OF DAY
1 -		29.788	1:57.799	82.26	10.514	17:33:27.927
2 -	1:19.740	29.920	1:49.660	88.37	2.375	17:35:17.587
3 -	1:19.496	29.788	1:49.284	88.67	1.999	17:37:06.871
4 -	1:18.967	29.629	1:48.596 (3)	89.24	1.311	17:38:55.467
5 -	1:18.988	29.819	1:48.807	89.06	1.522	17:40:44.274
6 -	1:18.901	29.694	1:48.595 (2)	89.24	1.310	17:42:32.869
7 -	***1:17.889***	***29.396***	***1:47.285 (1)***	***90.33***		***17:44:20.154***

Weather / Track : Sunny / Dry

Oulton Park International: 2.6920 miles
Date: 05/04/2025 Start: 17:31 Finish: 17:43

BMCRC-MRO Championships 2025 - Rnd 2 @ Oulton Park Int

DART MRO 600 inc Clubman 600 & GP2/EVO

RACE 18 - SECTOR ANALYSIS

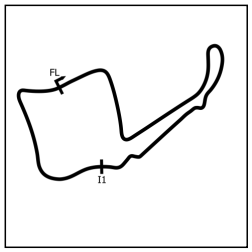

SECTOR 1 = FL to I1, SECTOR 2 = I1 to FL, DIFF = Difference To Personal Best Lap, P = Crossed Finish Line in Pit Lane, D = Time Disallowed

P16 68 Ian ASHBY TRIUMPH 675 - Clive Wood Triumph

IDEAL LAP TIME : 1:48.492 BEST LAP TIME : 1:48.590 DIFFERENCE : 0.098

LAP	SECTOR 1	SECTOR 2	LAP TIME	MPH	DIFF	TIME OF DAY
1 -		30.361	1:57.090	82.76	8.500	17:33:27.218
2 -	1:19.116	29.934	1:49.050	88.87	0.460	17:35:16.268
3 -	1:18.763	30.203	1:48.966	88.93	0.376	17:37:05.234
4 -	1:18.741	29.982	1:48.723 (3)	89.13	0.133	17:38:53.957
5 -	***1:18.580***	30.010	***1:48.590 (1)***	***89.24***		***17:40:42.547***
6 -	1:19.122	29.997	1:49.119	88.81	0.529	17:42:31.666
7 -	1:18.726	***29.912***	1:48.638 (2)	89.20	0.048	17:44:20.304

P17 67 C Edward ANSELL Triumph 675 - ketchup Racing

IDEAL LAP TIME : 1:47.956 BEST LAP TIME : 1:47.956 DIFFERENCE : 0.000

LAP	SECTOR 1	SECTOR 2	LAP TIME	MPH	DIFF	TIME OF DAY
1 -		30.335	1:57.181	82.70	9.225	17:33:27.309
2 -	1:19.896	29.595	1:49.491	88.51	1.535	17:35:16.800
3 -	1:18.834	29.705	1:48.539 (2)	89.28	0.583	17:37:05.339
4 -	1:19.695	29.842	1:49.537	88.47	1.581	17:38:54.876
5 -	1:19.171	29.862	1:49.033 (3)	88.88	1.077	17:40:43.909
6 -	1:19.380	29.760	1:49.140	88.79	1.184	17:42:33.049
7 -	***1:18.614***	***29.342***	***1:47.956 (1)***	***89.77***		***17:44:21.005***

P18 54 C Jake ANDERTON Yamaha R6 - Hunter Racing

IDEAL LAP TIME : 1:48.608 BEST LAP TIME : 1:48.716 DIFFERENCE : 0.108

LAP	SECTOR 1	SECTOR 2	LAP TIME	MPH	DIFF	TIME OF DAY
1 -		30.706	1:57.096	82.76	8.380	17:33:27.224
2 -	1:18.897	29.819	***1:48.716 (1)***	***89.14***		***17:35:15.940***
3 -	***1:18.854***	30.086	1:48.940 (3)	88.96	0.224	17:37:04.880
4 -	1:20.049	29.915	1:49.964	88.13	1.248	17:38:54.844
5 -	1:19.076	29.998	1:49.074	88.85	0.358	17:40:43.918
6 -	1:19.033	29.776	1:48.809 (2)	89.06	0.093	17:42:32.727
7 -	1:19.754	***29.754***	1:49.508	88.49	0.792	17:44:22.235

P19 153 C Aaron HICKMOTT Kawasaki ZX6R - Me, Myself & I

IDEAL LAP TIME : 1:48.370 BEST LAP TIME : 1:48.552 DIFFERENCE : 0.182

LAP	SECTOR 1	SECTOR 2	LAP TIME	MPH	DIFF	TIME OF DAY
1 -		29.756	1:57.375	82.56	8.823	17:33:27.503
2 -	1:20.333	29.921	1:50.254	87.89	1.702	17:35:17.757
3 -	1:18.961	29.591	***1:48.552 (1)***	***89.27***		***17:37:06.309***
4 -	***1:18.914***	30.040	1:48.954 (3)	88.94	0.402	17:38:55.263
5 -	1:19.677	29.672	1:49.349	88.62	0.797	17:40:44.612
6 -	1:19.308	29.761	1:49.069	88.85	0.517	17:42:33.681
7 -	1:19.103	***29.456***	1:48.559 (2)	89.27	0.007	17:44:22.240

P20 40 C James LORD Triumph STREET TRIPLE -

IDEAL LAP TIME : 1:48.349 BEST LAP TIME : 1:48.454 DIFFERENCE : 0.105

LAP	SECTOR 1	SECTOR 2	LAP TIME	MPH	DIFF	TIME OF DAY
1 -		29.844	1:58.134	82.03	9.680	17:33:28.262
2 -	1:20.294	30.006	1:50.300	87.86	1.846	17:35:18.562
3 -	1:19.376	29.831	1:49.207	88.74	0.753	17:37:07.769
4 -	1:19.021	***29.433***	***1:48.454 (1)***	***89.35***		***17:38:56.223***
5 -	1:19.435	29.731	1:49.166	88.77	0.712	17:40:45.389
6 -	1:19.220	29.779	1:48.999 (3)	88.91	0.545	17:42:34.388
7 -	***1:18.916***	29.595	1:48.511 (2)	89.31	0.057	17:44:22.899

BMCRC-MRO Championships 2025 - Rnd 2 @ Oulton Park Int

DART MRO 600 inc Clubman 600 & GP2/EVO

RACE 18 - SECTOR ANALYSIS

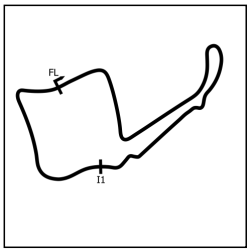

SECTOR 1 = FL to I1, SECTOR 2 = I1 to FL, DIFF = Difference To Personal Best Lap, P = Crossed Finish Line in Pit Lane, D = Time Disallowed

P21 22 Arran HANDS — Honda CBR600 RR - Queensferry Moto Routes

IDEAL LAP TIME : 1:48.972 BEST LAP TIME : 1:49.250 DIFFERENCE : 0.278

LAP	SECTOR 1	SECTOR 2	LAP TIME	MPH	DIFF	TIME OF DAY
1 -		29.979	1:59.526	81.08	10.276	17:33:29.654
2 -	1:19.603	29.769	1:49.372 (2)	88.60	0.122	17:35:19.026
3 -	1:19.814	***29.436***	***1:49.250 (1)***	***88.70***		***17:37:08.276***
4 -	1:19.904	29.648	1:49.552	88.46	0.302	17:38:57.828
5 -	***1:19.536***	29.837	1:49.373 (3)	88.60	0.123	17:40:47.201
6 -	1:20.002	29.946	1:49.948	88.14	0.698	17:42:37.149
7 -	1:20.321	30.043	1:50.364	87.81	1.114	17:44:27.513

P22 32 Martin MORRIS — Kawasaki ZX6 - Morris Racing, Obsession Engineering

IDEAL LAP TIME : 1:46.986 BEST LAP TIME : 1:47.263 DIFFERENCE : 0.277

LAP	SECTOR 1	SECTOR 2	LAP TIME	MPH	DIFF	TIME OF DAY
1 -		30.146	2:09.388	74.90	22.125	17:33:39.516
2 -	1:19.169	30.661	1:49.830	88.23	2.567	17:35:29.346
3 -	1:20.073	29.453	1:49.526	88.48	2.263	17:37:18.872
4 -	1:19.028	29.468	1:48.496	89.32	1.233	17:39:07.368
5 -	1:18.156	29.576	1:47.732 (3)	89.95	0.469	17:40:55.100
6 -	1:18.186	***29.172***	1:47.358 (2)	90.27	0.095	17:42:42.458
7 -	***1:17.814***	29.449	***1:47.263 (1)***	***90.35***		***17:44:29.721***

P23 97 Alex MANN — Triumph DAYTONA - EB1 Racing

IDEAL LAP TIME : 1:48.410 BEST LAP TIME : 1:48.493 DIFFERENCE : 0.083

LAP	SECTOR 1	SECTOR 2	LAP TIME	MPH	DIFF	TIME OF DAY
1 -		29.842	1:58.525	81.76	10.032	17:33:28.653
2 -	1:19.773	29.715	1:49.488	88.51	0.995	17:35:18.141
3 -	1:19.306	29.908	1:49.214 (3)	88.73	0.721	17:37:07.355
4 -	***1:18.811***	29.682	***1:48.493 (1)***	***89.32***		***17:38:55.848***
5 -	1:19.595	29.757	1:49.352	88.62	0.859	17:40:45.200
6 -	1:19.290	***29.599***	1:48.889 (2)	89.00	0.396	17:42:34.089
7 -	1:24.757	30.961	1:55.718	83.74	7.225	17:44:29.807

P24 71 C David RANSOME — Yamaha YZF R6 -

IDEAL LAP TIME : 1:51.948 BEST LAP TIME : 1:52.019 DIFFERENCE : 0.071

LAP	SECTOR 1	SECTOR 2	LAP TIME	MPH	DIFF	TIME OF DAY
1 -		31.362	2:02.377	79.19	10.358	17:33:32.505
2 -	1:21.496	31.000	1:52.496	86.14	0.477	17:35:25.001
3 -	1:21.827	30.763	1:52.590	86.07	0.571	17:37:17.591
4 -	1:21.790	30.668	1:52.458	86.17	0.439	17:39:10.049
5 -	***1:21.346***	30.685	1:52.031 (2)	86.50	0.012	17:41:02.080
6 -	1:21.417	***30.602***	***1:52.019 (1)***	***86.51***		***17:42:54.099***
7 -	1:21.396	31.047	1:52.443 (3)	86.18	0.424	17:44:46.542

P25 910 C Harry GOWER — Triumph DAYTONA 765 - RG Racing

IDEAL LAP TIME : 1:45.652 BEST LAP TIME : 1:45.652 DIFFERENCE : 0.000

LAP	SECTOR 1	SECTOR 2	LAP TIME	MPH	DIFF	TIME OF DAY
1 -		29.557	1:55.735	83.73	10.083	17:33:25.863
2 -	1:17.776	29.428	1:47.204	90.40	1.552	17:35:13.067
3 -	1:17.105	29.452	1:46.557 (2)	90.94	0.905	17:36:59.624
4 -	1:17.459	29.536	1:46.995 (3)	90.57	1.343	17:38:46.619
5 -	***1:16.592***	***29.060***	***1:45.652 (1)***	***91.72***		***17:40:32.271***
6 -	1:17.618	31.050	1:48.668	89.18	3.016	17:42:20.939
7 -	1:55.650	31.127	2:26.777	66.02	41.125	17:44:47.716

Weather / Track : Sunny / Dry

Oulton Park International: 2.6920 miles
Date: 05/04/2025 Start: 17:31 Finish: 17:43

BMCRC-MRO Championships 2025 - Rnd 2 @ Oulton Park Int

DART MRO 600 inc Clubman 600 & GP2/EVO

RACE 18 - SECTOR ANALYSIS

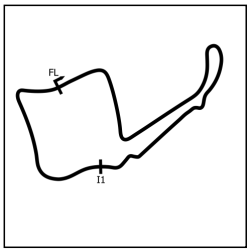

SECTOR 1 = FL to I1, SECTOR 2 = I1 to FL, DIFF = Difference To Personal Best Lap, P = Crossed Finish Line in Pit Lane, D = Time Disallowed

P26 65 C Frank MONTINI Triumph DAYTONA 675R - Sara Johnson

IDEAL LAP TIME : 1:51.972 BEST LAP TIME : 1:51.972 DIFFERENCE : 0.000

LAP	SECTOR 1	SECTOR 2	LAP TIME	MPH	DIFF	TIME OF DAY
1 -		31.298	2:02.877	78.86	10.905	17:33:33.005
2 -	1:23.477	31.871	1:55.348	84.01	3.376	17:35:28.353
3 -	1:21.883	30.986	1:52.869	85.86	0.897	17:37:21.222
4 -	1:21.578	31.237	1:52.815 (2)	85.90	0.843	17:39:14.037
5 -	1:22.612	31.250	1:53.862	85.11	1.890	17:41:07.899
6 -	1:21.748	31.075	1:52.823 (3)	85.89	0.851	17:43:00.722
7 -	***1:21.103***	***30.869***	***1:51.972 (1)***	***86.55***		***17:44:52.694***

P27 82 Kev ADAMS Kawasaki ZX6 -

IDEAL LAP TIME : 1:51.596 BEST LAP TIME : 1:51.596 DIFFERENCE : 0.000

LAP	SECTOR 1	SECTOR 2	LAP TIME	MPH	DIFF	TIME OF DAY
1 -		31.126	2:03.742	78.31	12.146	17:33:33.870
2 -	1:23.729	31.870	1:55.599	83.83	4.003	17:35:29.469
3 -	1:24.107	31.785	1:55.892	83.62	4.296	17:37:25.361
4 -	1:21.905	30.675	1:52.580	86.08	0.984	17:39:17.941
5 -	1:21.745	30.624	1:52.369 (3)	86.24	0.773	17:41:10.310
6 -	***1:21.296***	***30.300***	***1:51.596 (1)***	***86.84***		***17:43:01.906***
7 -	1:21.299	30.535	1:51.834 (2)	86.65	0.238	17:44:53.740

P28 38 C Paul COOMBS Triumph 675R DAYTONA -

IDEAL LAP TIME : 1:53.923 BEST LAP TIME : 1:53.986 DIFFERENCE : 0.063

LAP	SECTOR 1	SECTOR 2	LAP TIME	MPH	DIFF	TIME OF DAY
1 -		***31.308***	2:03.356	78.56	9.370	17:33:33.484
2 -	1:23.477	32.075	1:55.552	83.86	1.566	17:35:29.036
3 -	1:24.174	31.871	1:56.045	83.51	2.059	17:37:25.081
4 -	1:23.713	31.524	1:55.237	84.09	1.251	17:39:20.318
5 -	1:23.199	31.379	1:54.578 (3)	84.58	0.592	17:41:14.896
6 -	1:22.791	31.367	1:54.158 (2)	84.89	0.172	17:43:09.054
7 -	***1:22.615***	31.371	***1:53.986 (1)***	***85.02***		***17:45:03.040***

P29 84 C George HIGGINS Yamaha R6 - Aztec Racing

IDEAL LAP TIME : 1:54.197 BEST LAP TIME : 1:54.487 DIFFERENCE : 0.290

LAP	SECTOR 1	SECTOR 2	LAP TIME	MPH	DIFF	TIME OF DAY
1 -		***31.426***	2:04.344	77.93	9.857	17:33:34.472
2 -	1:22.960	31.893	1:54.853 (2)	84.38	0.366	17:35:29.325
3 -	1:24.603	31.825	1:56.428	83.23	1.941	17:37:25.753
4 -	1:24.652	31.432	1:56.084	83.48	1.597	17:39:21.837
5 -	1:23.389	31.508	1:54.897 (3)	84.34	0.410	17:41:16.734
6 -	***1:22.771***	31.716	***1:54.487 (1)***	***84.64***		***17:43:11.221***
7 -	1:23.275	31.878	1:55.153	84.16	0.666	17:45:06.374

P30 6 C Gareth FAITH Kawasaki ZX6R - Sitramoto

IDEAL LAP TIME : 1:55.323 BEST LAP TIME : 1:56.473 DIFFERENCE : 1.150

LAP	SECTOR 1	SECTOR 2	LAP TIME	MPH	DIFF	TIME OF DAY
1 -		***31.077***	2:01.919	79.48	5.446	17:33:32.047
2 -	***1:24.246***	32.285	1:56.531 (2)	83.16	0.058	17:35:28.578
3 -	1:24.351	32.265	1:56.616 (3)	83.10	0.143	17:37:25.194
4 -	1:24.875	31.598	***1:56.473 (1)***	***83.20***		***17:39:21.667***
5 -	1:24.890	32.271	1:57.161	82.71	0.688	17:41:18.828
6 -	1:26.311	32.486	1:58.797	81.57	2.324	17:43:17.625
7 -	1:27.480	32.807	2:00.287	80.56	3.814	17:45:17.912

Weather / Track : Sunny / Dry

Oulton Park International: 2.6920 miles
Date: 05/04/2025 Start: 17:31 Finish: 17:43

BMCRC-MRO Championships 2025 - Rnd 2 @ Oulton Park Int

DART MRO 600 inc Clubman 600 & GP2/EVO

RACE 18 - SECTOR ANALYSIS

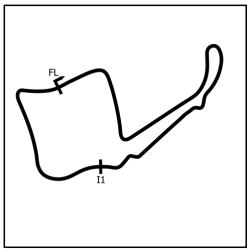

SECTOR 1 = FL to I1, SECTOR 2 = I1 to FL, DIFF = Difference To Personal Best Lap, P = Crossed Finish Line in Pit Lane, D = Time Disallowed

P31 **169** **Gareth CUNNINGHAM** Yamaha R6 -

IDEAL LAP TIME : 1:45.897 BEST LAP TIME : 1:46.077 DIFFERENCE : 0.180

LAP	SECTOR 1	SECTOR 2	LAP TIME	MPH	DIFF	TIME OF DAY
1 -		***28.822***	1:52.590	86.07	6.513	17:33:22.718
2 -	1:17.271	28.998	1:46.269 **(2)**	91.19	0.192	17:35:08.987
3 -	***1:17.075***	29.002	***1:46.077*** **(1)**	***91.36***		***17:36:55.064***
4 -	1:17.421	29.243	1:46.664	90.85	0.587	17:38:41.728
5 -	1:17.315	29.150	1:46.465 **(3)**	91.02	0.388	17:40:28.193

BMCRC-MRO Championships 2025 - Rnd 2 @ Oulton Park Int

DART MRO 600 inc Clubman 600 & GP2/EVO

RACE 18 - BEST SECTORS

	SECTOR 1		SECTOR 2	
POS	NO	TIME	NO	TIME
1	164	1:14.020	135	27.845
2	135	1:14.113	164	28.012
3	141	1:14.557	141	28.098
4	212	1:14.651	212	28.304
5	3	1:15.218	179	28.393
6	179	1:15.258	3	28.476
7	91	1:16.332	48	28.757
8	78	1:16.500	35	28.779
9	44	1:16.564	78	28.815
10	910	1:16.592	169	28.822
11	35	1:16.731	44	28.867
12	169	1:17.075	91	28.938
13	28	1:17.229	910	29.060
14	178	1:17.333	28	29.061
15	48	1:17.338	224	29.111
16	224	1:17.448	32	29.172
17	32	1:17.814	178	29.302
18	624	1:17.889	67	29.342
19	68	1:18.580	624	29.396
20	67	1:18.614	40	29.433
21	97	1:18.811	22	29.436
22	54	1:18.854	153	29.456
23	153	1:18.914	97	29.599
24	40	1:18.916	54	29.754
25	22	1:19.536	68	29.912
26	65	1:21.103	82	30.300
27	82	1:21.296	71	30.602
28	71	1:21.346	65	30.869
29	38	1:22.615	6	31.077
30	84	1:22.771	38	31.308
31	6	1:24.246	84	31.426

IDEAL / BEST COMPARISON

PERFECT LAP 1:41.865

POS	NO	NAME	IDEAL	BEST	DIFF
1	135	WESTON	1:41.958	1:42.117	0.159
2	164	TUSTIN	1:42.032	1:42.279	0.247
3	141	ROSS	1:42.655	1:42.935	0.280
4	212	PALLETT	1:42.955	1:43.011	0.056
5	179	O'MARA	1:43.651	1:43.711	0.060
6	3	LAMBDEN	1:43.694	1:43.694	0.000
7	91	HIRST	1:45.270	1:45.494	0.224
8	78	POVAH	1:45.315	1:45.426	0.111
9	44	DUTTON	1:45.431	1:45.431	0.000
10	35	DICKINSON	1:45.510	1:45.510	0.000
11	910	GOWER	1:45.652	1:45.652	0.000
12	169	CUNNINGHAM	1:45.897	1:46.077	0.180
13	48	FORREST	1:46.095	1:46.178	0.083
14	28	WALKER	1:46.290	1:46.602	0.312
15	224	WILSON	1:46.559	1:46.578	0.019
16	178	BLOOMFIELD	1:46.635	1:46.714	0.079
17	32	MORRIS	1:46.986	1:47.263	0.277
18	624	FEDRICK	1:47.285	1:47.285	0.000
19	67	ANSELL	1:47.956	1:47.956	0.000
20	40	LORD	1:48.349	1:48.454	0.105
21	153	HICKMOTT	1:48.370	1:48.552	0.182
22	97	MANN	1:48.410	1:48.493	0.083
23	68	ASHBY	1:48.492	1:48.590	0.098
24	54	ANDERTON	1:48.608	1:48.716	0.108
25	22	HANDS	1:48.972	1:49.250	0.278
26	82	ADAMS	1:51.596	1:51.596	0.000
27	71	RANSOME	1:51.948	1:52.019	0.071
28	65	MONTINI	1:51.972	1:51.972	0.000
29	38	COOMBS	1:53.923	1:53.986	0.063
30	84	HIGGINS	1:54.197	1:54.487	0.290
31	6	FAITH	1:55.323	1:56.473	1.150

Weather / Track : Sunny / Dry

Oulton Park International: 2.6920 miles
Date: 05/04/2025 Start: 17:31 Finish: 17:43

Results can be found at www.tsl-timing.com

Printed - 17:47 Saturday, 05 April 2025

BMCRC-MRO Championships 2025 - Rnd 2 @ Oulton Park Int

DART MRO 600 inc Clubman 600 & GP2/EVO

RACE 18 - STATISTICS

Competitors Started	31
Planned Start	2025-04-05 @ 17:20:00.000
Actual Start	2025-04-05 @ 17:31:30.127
Finish Time	2025-04-05 @ 17:43:33.771
Track Length	2.6920mi.
Total Laps	215
Total Distance Covered	578.7861mi.

Session Fastest Lap History

NO	CL	NAME	LAP TIME	TIME OF DAY	LAP	VEHICLE
135		**Zack WESTON**	**1:43.678**	17:35:01.689	2	Yamaha R6
164		**Michael TUSTIN**	**1:43.104**	17:35:01.788	2	Yamaha R6
164		**Michael TUSTIN**	**1:42.514**	17:36:44.303	3	Yamaha R6
164		**Michael TUSTIN**	**1:42.279**	17:38:26.582	4	Yamaha R6
135		**Zack WESTON**	**1:42.187**	17:38:26.631	4	Yamaha R6
135		**Zack WESTON**	**1:42.117**	17:43:33.808	7	Yamaha R6

Session Leader History

NO	CL	NAME	FROM LAP	LAPS LED	DISTANCE	VEHICLE
135		**Zack WESTON**	1	2	5.38 miles	Yamaha R6
164		**Michael TUSTIN**	3	5	13.46 miles	Yamaha R6

Flag History

TYPE	TIME OF DAY
GREEN	17:31:30.127
FINISH	17:43:33.771

Flag Statistics

TYPE	COUNT	TOTAL LAPS	TOTAL TIME
Green	1	7	13:54.203
Red	0	0	0.000
Safety Car	0	0	0.000
FCY	0	0	0.000

Weather / Track : Sunny / Dry

Oulton Park International: 2.6920 miles
Date: 05/04/2025 Start: 17:31 Finish: 17:43

BMCRC-MRO Championships 2025 - Rnd 2 @ Oulton Park Int

DART MRO 600 inc Clubman 600 & GP2/EVO

RACE 18 - STATISTICS

CLASS : 18 Starters

Fastest Lap History

NO	NAME	LAP TIME	TIME OF DAY	LAP	VEHICLE
135	**Zack WESTON**	**1:43.678**	17:35:01.689	2	Yamaha R6
164	**Michael TUSTIN**	**1:43.104**	17:35:01.788	2	Yamaha R6
164	**Michael TUSTIN**	**1:42.514**	17:36:44.303	3	Yamaha R6
164	**Michael TUSTIN**	**1:42.279**	17:38:26.582	4	Yamaha R6
135	**Zack WESTON**	**1:42.187**	17:38:26.631	4	Yamaha R6
135	**Zack WESTON**	**1:42.117**	17:43:33.808	7	Yamaha R6

Leader History

NO	NAME	FROM LAP	LAPS LED	DISTANCE	VEHICLE
135	**Zack WESTON**	1	2	5.38 miles	Yamaha R6
164	**Michael TUSTIN**	3	5	13.46 miles	Yamaha R6

BMCRC-MRO Championships 2025 - Rnd 2 @ Oulton Park Int

DART MRO 600 inc Clubman 600 & GP2/EVO

RACE 18 - STATISTICS

CLASS : C

13 Starters

Fastest Lap History

NO	NAME	LAP TIME	TIME OF DAY	LAP	VEHICLE
48	**Rhys FORREST**	**1:46.436**	17:35:08.484	2	Kawasaki 600
48	**Rhys FORREST**	**1:46.178**	17:36:54.661	3	Kawasaki 600
910	**Harry GOWER**	**1:45.652**	17:40:32.275	5	Triumph DAYTONA 765

Leader History

NO	NAME	FROM LAP	LAPS LED	DISTANCE	VEHICLE
48	**Rhys FORREST**	1	7	18.84 miles	Kawasaki 600

Weather / Track : Sunny / Dry

Oulton Park International: 2.6920 miles
Date: 05/04/2025 Start: 17:31 Finish: 17:43

MRO MINITWINS

BMCRC ROOKIE MINITWINS

PROPERLY PROTECTED MRO MINITWINS & BMCRC ROOKIE MINITWINS

BMCRC-MRO Championships – Round 2

Oulton Park International

4th / 5th April 2025

Timing & Results Provided by Timing Solutions Ltd

www.tsl-timing.com

Oulton Park International Circuit

Little Budworth, Tarporley, Cheshire, UK

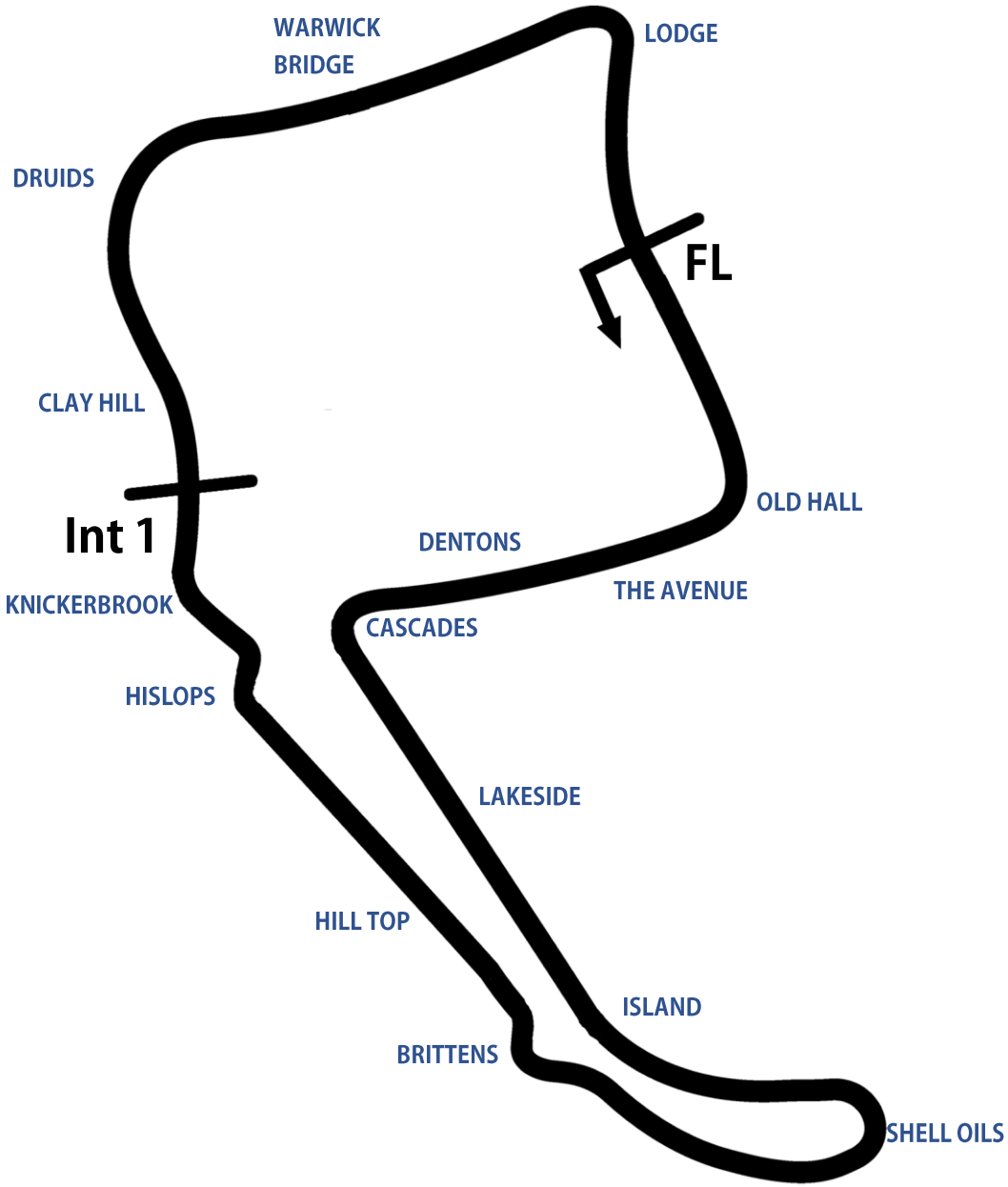

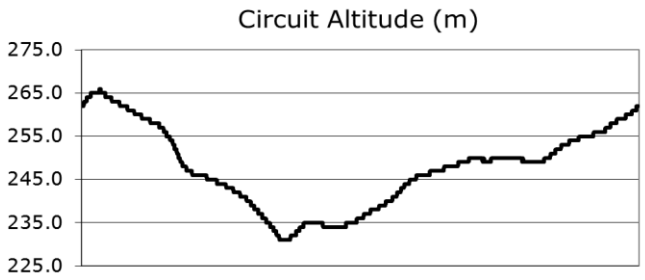

Length	2.6920 miles | 4.332 km | 4332.4m		
FL		53.17997 N	2.61294 W
Int 1	3066m	53.17830 N	2.62040 W
Pit Entry	4314m	53.18011 N	2.61306 W
Pit Exit	180m after FL	53.17836 N	2.61232 W
Pit Entry - Pit Exit	199m, 14.3s @ 50kph, 11.9s @ 60kph		

Results & Live Timing available at – www.tsl-timing.com

Updated - 24/01/2024 11:05

BMCRC-MRO Championships 2025 - Rnd 2 @ Oulton Park Int

MRO Minitwins & Rookie Minitwins

QUALIFYING - CLASSIFICATION

POS	NO	CL	PIC	NAME	ENTRY	TIME	ON	LAPS	GAP	DIFF	MPH
1	333		1	David LINDEMANN	Suzuki SV650 - Giraffe Decorators	1:49.105	5	7			88.82
2	660		2	Ronnie HARRIS	Suzuki SV650 -	1:49.499	8	9	0.394	0.394	88.50
3	22		3	Darren DOWDS	Suzuki SV 650 - sublime dsg Ltd	1:50.504	3	7	1.399	1.005	87.70
4	21		4	Toby FINNIS	Suzuki SV650 - Tey Farm, Harlow AG, Sublime Dsg Ltc	1:51.016	3	6	1.911	0.512	87.29
5	1		5	David TWYFORD	Suzuki SV650 K2 - IMP Racing, MHP, Chris Cowan	1:51.155	3	8	2.050	0.139	87.18
6	66		6	Mitch DUCRAN	Suzuki SV650 - JP Haulage	1:51.356	8	8	2.251	0.201	87.02
7	141		7	Bill HARRIS	Suzuki SV650 -	1:51.923	6	8	2.818	0.567	86.58
8	19		8	Kevin LILLEY	SUZUKI SV650 - Trafalgar Cleaning Eqpt. / Steve Jorda	1:51.941	6	8	2.836	0.018	86.57
9	410		9	Noah GUILLERY	Suzuki SV 650 - MDM-R/ ACT Systems/ Ultimate clear	1:52.631	6	8	3.526	0.690	86.04
10	73		10	Ollie SIMS	Suzuki SV650 - Motorbodies Weston ltd	1:52.785	6	8	3.680	0.154	85.92
11	3		11	Oliver ARBON	Suzuki SV650 - TT Plumbing & Heating	1:52.956	7	8	3.851	0.171	85.79
12	27		12	Jack BETTIS	Suzuki SV 650 - NB Toolmaking, Lewis Allen Lettings &	1:53.226	4	7	4.121	0.270	85.59
13	33		13	Steve COSTIN	Suzuki SV650 - ATP Motorsport / A&R Racing / Sublime	1:53.555	5	7	4.450	0.329	85.34
14	96	RMT	1	William HOWARTH	Suzuki SV650 -	1:53.586	5	8	4.481	0.031	85.32
15	69		14	Jack GRIFFITHS	Suzuki SV650 - Joe's Carpets, ATP Racing	1:55.029	3	7	5.924	1.443	84.25
16	52		15	James EGGINTON	Suzuki SV650 - Advance Computer Services - www.AC	1:55.330	5	6	6.225	0.301	84.03
17	30		16	David LUFF	Suzuki SV 650 - ATP & Sarah O'Neill	1:56.888	3	5	7.783	1.558	82.91
18	81		17	Malvern MAY	Suzuki SV650 - IMP racing	1:57.283	8	8	8.178	0.395	82.63
19	77	RMT	2	Joshua CRISP	Suzuki SV650 - JMC GUITARWORKS	1:57.728	7	8	8.623	0.445	82.31
20	140		18	Daniel SALES	Suzuki SV650 - Team Freddie, Ron & Frankie	1:57.878	5	8	8.773	0.150	82.21
21	511		19	William BARRETT	Suzuki SV650 -	1:58.235	6	7	9.130	0.357	81.96
22	115		20	Brian MAHER	Suzuki SV650 - Spraytech /Espresso Solutions	1:58.585	7	8	9.480	0.350	81.72
23	12		21	Russell TAYLOR	Suzuki SV650 -	1:58.698	3	8	9.593	0.113	81.64
24	55		22	Magnus MANSON-CHUBB	Suzuki SV650 -	1:58.726	7	8	9.621	0.028	81.62
25	117		23	Daniel ROSSI	Suzuki SV650 - DForce DRP Racing	2:00.243	5	8	11.138	1.517	80.59
26	217	RMT	3	Martin SIGGINS	Suzuki SV650 - Siggins Property Services	2:00.635	2	8	11.530	0.392	80.33
27	4		24	Hayden KILLWORTH	Suzuki SV650 - Amy - Helmet City - GreenplantUK	2:00.639	2	3	11.534	0.004	80.33
28	7		25	Esteban LECOQ	Suzuki SV650 SK5 -	2:00.788	6	8	11.683	0.149	80.23
29	11		26	Mark OSBORNE	Suzuki SV650 -	2:01.375	8	8	12.270	0.587	79.84
30	369	RMT	4	Merlin LINDSAY	Suzuki SV650S -	2:01.698	7	8	12.593	0.323	79.63
31	109	RMT	5	Logan PARSONS	Suzuki SV650 - Logan Voiceover	2:02.163	3	3	13.058	0.465	79.33
32	162		27	Max PRIESTLEY	Suzuki SV650 -	2:03.978	5	6	14.873	1.815	78.16
33	113	RMT	6	Phil ROODT	Suzuki SV650 - Carter Thorne Carpets and flooring 201	2:04.861	2	4	15.756	0.883	77.61
34	144		28	Stewart LATIMER	Suzuki SV650 - Fat Bloke Racing RR	2:07.821	5	6	18.716	2.960	75.81
35	164	RMT	7	Adam FEARNLEY	Suzuki SV650 -	2:10.247	2	2	21.142	2.426	74.40
36	119		29	Simon HEALEY	Suzuki SV650 - Popular Tyres Ltd / Pro Parts Ltd			1			

Weather / Track : Cloudy / Dry

These results are provisional until the conclusion of any judicial and technical matters.

Date: 04/04/2025 Start: 10:17 Finish: 10:32

Oulton Park International: 2.6920 miles

Clerk Of Course:	Timekeeper: Craig Smith	

Results can be found at www.tsl-timing.com

Printed - 10:42 Friday, 04 April 2025

BMCRC-MRO Championships 2025 - Rnd 2 @ Oulton Park Int

MRO Minitwins & Rookie Minitwins

QUALIFYING - SECTOR ANALYSIS

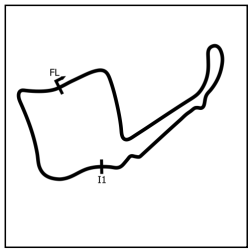

SECTOR 1 = FL to I1, SECTOR 2 = I1 to FL, DIFF = Difference To Personal Best Lap, P = Crossed Finish Line in Pit Lane, D = Time Disallowed

P1 333 David LINDEMANN Suzuki SV650 - Giraffe Decorators

IDEAL LAP TIME : 1:49.105 BEST LAP TIME : 1:49.105 DIFFERENCE : 0.000

LAP	SECTOR 1	SECTOR 2	LAP TIME		MPH	DIFF	TIME OF DAY
1 -	1:24.662	30.470	1:55.132		84.17	6.027	10:19:23.970
2 -	1:20.871	30.187	1:51.058		87.26	1.953	10:21:15.028
3 -	1:20.305	30.536	1:50.841	(3)	87.43	1.736	10:23:05.869
4 -	1:19.505	30.218	1:49.723	(2)	88.32	0.618	10:24:55.592
5 -	***1:18.963***	***30.142***	***1:49.105***	**(1)**	***88.82***		***10:26:44.697***
6 -	1:20.473	30.459	1:50.932		87.36	1.827	10:28:35.629
7 -	1:20.756	IN PIT	1:59.929	**P**	80.80	10.824	10:30:35.558

P2 660 Ronnie HARRIS Suzuki SV650 -

IDEAL LAP TIME : 1:49.499 BEST LAP TIME : 1:49.499 DIFFERENCE : 0.000

LAP	SECTOR 1	SECTOR 2	LAP TIME		MPH	DIFF	TIME OF DAY
1 -	1:25.505	30.809	1:56.314		83.32	6.815	10:19:16.673
2 -	1:21.027	30.501	1:51.528		86.89	2.029	10:21:08.201
3 -	1:20.721	30.415	1:51.136		87.20	1.637	10:22:59.337
4 -	1:20.392	30.463	1:50.855		87.42	1.356	10:24:50.192
5 -	1:20.204	30.427	1:50.631		87.60	1.132	10:26:40.823
6 -	1:19.893	30.156	1:50.049	(2)	88.06	0.550	10:28:30.872
7 -	1:20.351	30.109	1:50.460	(3)	87.73	0.961	10:30:21.332
8 -	***1:19.458***	***30.041***	***1:49.499***	**(1)**	***88.50***		***10:32:10.831***
9 -	1:20.769	30.492	1:51.261		87.10	1.762	10:34:02.092

P3 22 Darren DOWDS Suzuki SV 650 - sublime dsg Ltd

IDEAL LAP TIME : 1:50.497 BEST LAP TIME : 1:50.504 DIFFERENCE : 0.007

LAP	SECTOR 1	SECTOR 2	LAP TIME		MPH	DIFF	TIME OF DAY
1 -	1:25.467	31.375	1:56.842		82.94	6.338	10:19:21.497
2 -	1:20.281	30.573	1:50.854		87.42	0.350	10:21:12.351
3 -	***1:20.068***	30.436	***1:50.504***	**(1)**	***87.70***		***10:23:02.855***
4 -	1:20.210	30.440	1:50.650	(3)	87.58	0.146	10:24:53.505
5 -	1:20.099	***30.429***	1:50.528	(2)	87.68	0.024	10:26:44.033
6 -	1:20.312	30.642	1:50.954		87.34	0.450	10:28:34.987
7 -	1:20.477	IN PIT	2:01.916	**P**	79.49	11.412	10:30:36.903

P4 21 Toby FINNIS Suzuki SV650 - Tey Farm, Harlow AG, Sublime Dsg Ltd

IDEAL LAP TIME : 1:50.975 BEST LAP TIME : 1:51.016 DIFFERENCE : 0.041

LAP	SECTOR 1	SECTOR 2	LAP TIME		MPH	DIFF	TIME OF DAY
1 -	1:25.422	30.647	1:56.069		83.49	5.053	10:19:16.941
2 -	1:21.261	30.436	1:51.697		86.76	0.681	10:21:08.638
3 -	1:20.686	***30.330***	***1:51.016***	**(1)**	***87.29***		***10:22:59.654***
4 -	1:20.653	30.432	1:51.085	(2)	87.24	0.069	10:24:50.739
5 -	***1:20.645***	30.608	1:51.253	(3)	87.11	0.237	10:26:41.992
6 -	1:23.098	IN PIT	2:00.382	**P**	80.50	9.366	10:28:42.374

P5 1 David TWYFORD Suzuki SV650 K2 - IMP Racing, MHP, Chris Cowan

IDEAL LAP TIME : 1:50.955 BEST LAP TIME : 1:51.155 DIFFERENCE : 0.200

LAP	SECTOR 1	SECTOR 2	LAP TIME		MPH	DIFF	TIME OF DAY
1 -	1:27.729	31.189	1:58.918		81.49	7.763	10:19:33.028
2 -	1:21.010	***30.171***	1:51.181	(2)	87.16	0.026	10:21:24.209
3 -	***1:20.784***	30.371	***1:51.155***	**(1)**	***87.18***		***10:23:15.364***
4 -	1:21.200	30.306	1:51.506	(3)	86.91	0.351	10:25:06.870
5 -	1:21.042	31.718	1:52.760		85.94	1.605	10:26:59.630
6 -	1:21.865	30.786	1:52.651		86.02	1.496	10:28:52.281
7 -	1:25.843	30.280	1:56.123		83.45	4.968	10:30:48.404
8 -	1:21.419	30.460	1:51.879		86.62	0.724	10:32:40.283

Weather / Track : Cloudy / Dry

Oulton Park International: 2.6920 miles
Date: 04/04/2025 Start: 10:17 Finish: 10:32

BMCRC-MRO Championships 2025 - Rnd 2 @ Oulton Park Int

MRO Minitwins & Rookie Minitwins

QUALIFYING - SECTOR ANALYSIS

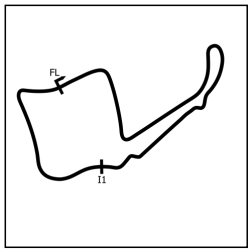

SECTOR 1 = FL to I1, SECTOR 2 = I1 to FL, DIFF = Difference To Personal Best Lap, P = Crossed Finish Line in Pit Lane, D = Time Disallowed

P6 66 Mitch DUCRAN Suzuki SV650 - JP Haulage

IDEAL LAP TIME : 1:51.324 BEST LAP TIME : 1:51.356 DIFFERENCE : 0.032

LAP	SECTOR 1	SECTOR 2	LAP TIME	MPH	DIFF	TIME OF DAY
1 -	1:25.995	31.330	1:57.325	82.60	5.969	10:19:26.248
2 -	1:23.071	31.413	1:54.484	84.65	3.128	10:21:20.732
3 -	1:21.942	30.863	1:52.805	85.91	1.449	10:23:13.537
4 -	1:21.614	***30.455***	1:52.069 **(3)**	86.47	0.713	10:25:05.606
5 -	1:22.031	31.823	1:53.854	85.12	2.498	10:26:59.460
6 -	1:21.429	31.004	1:52.433	86.19	1.077	10:28:51.893
7 -	1:21.535	30.532	1:52.067 **(2)**	86.47	0.711	10:30:43.960
8 -	***1:20.869***	30.487	***1:51.356*** **(1)**	***87.02***		***10:32:35.316***

P7 141 Bill HARRIS Suzuki SV650 -

IDEAL LAP TIME : 1:51.908 BEST LAP TIME : 1:51.923 DIFFERENCE : 0.015

LAP	SECTOR 1	SECTOR 2	LAP TIME	MPH	DIFF	TIME OF DAY
1 -	1:27.958	31.309	1:59.267	81.25	7.344	10:19:23.431
2 -	1:23.095	30.553	1:53.648	85.27	1.725	10:21:17.079
3 -	1:21.829	31.026	1:52.855	85.87	0.932	10:23:09.934
4 -	1:22.551	30.837	1:53.388	85.47	1.465	10:25:03.322
5 -	1:21.795	30.703	1:52.498	86.14	0.575	10:26:55.820
6 -	1:21.428	***30.495***	***1:51.923*** **(1)**	***86.58***		***10:28:47.743***
7 -	1:21.768	30.542	1:52.310 **(3)**	86.29	0.387	10:30:40.053
8 -	***1:21.413***	30.669	1:52.082 **(2)**	86.46	0.159	10:32:32.135

P8 19 Kevin LILLEY SUZUKI SV650 - Trafalgar Cleaning Eqpt. / Steve Jordan Motor

IDEAL LAP TIME : 1:51.821 BEST LAP TIME : 1:51.941 DIFFERENCE : 0.120

LAP	SECTOR 1	SECTOR 2	LAP TIME	MPH	DIFF	TIME OF DAY
1 -	1:26.923	31.504	1:58.427	81.83	6.486	10:19:33.233
2 -	1:22.137	30.858	1:52.995	85.76	1.054	10:21:26.228
3 -	1:21.832	***30.735***	1:52.567 **(2)**	86.09	0.626	10:23:18.795
4 -	1:22.769	30.870	1:53.639	85.28	1.698	10:25:12.434
5 -	1:21.670	31.040	1:52.710 **(3)**	85.98	0.769	10:27:05.144
6 -	***1:21.086***	30.855	***1:51.941*** **(1)**	***86.57***		***10:28:57.085***
7 -	1:21.654	31.370	1:53.024	85.74	1.083	10:30:50.109
8 -	1:21.935	30.917	1:52.852	85.87	0.911	10:32:42.961

P9 410 Noah GUILLERY Suzuki SV 650 - MDM-R/ ACT Systems/ Ultimate clean

IDEAL LAP TIME : 1:52.282 BEST LAP TIME : 1:52.631 DIFFERENCE : 0.349

LAP	SECTOR 1	SECTOR 2	LAP TIME	MPH	DIFF	TIME OF DAY
1 -	1:27.990	31.427	1:59.417	81.15	6.786	10:19:23.839
2 -	1:24.584	31.305	1:55.889	83.62	3.258	10:21:19.728
3 -	1:22.520	31.224	1:53.744 **(3)**	85.20	1.113	10:23:13.472
4 -	1:22.574	31.304	1:53.878	85.10	1.247	10:25:07.350
5 -	***1:21.643***	31.000	1:52.643 **(2)**	86.03	0.012	10:26:59.993
6 -	1:21.992	***30.639***	***1:52.631*** **(1)**	***86.04***		***10:28:52.624***
7 -	1:23.829	30.917	1:54.746	84.45	2.115	10:30:47.370
8 -	1:22.839	30.919	1:53.758	85.19	1.127	10:32:41.128

P10 73 Ollie SIMS Suzuki SV650 - Motorbodies Weston ltd

IDEAL LAP TIME : 1:52.753 BEST LAP TIME : 1:52.785 DIFFERENCE : 0.032

LAP	SECTOR 1	SECTOR 2	LAP TIME	MPH	DIFF	TIME OF DAY
1 -	1:28.560	31.649	2:00.209	80.62	7.424	10:19:23.651
2 -	1:23.768	***30.885***	1:54.653	84.52	1.868	10:21:18.304
3 -	1:22.595	31.134	1:53.729 **(3)**	85.21	0.944	10:23:12.033
4 -	1:22.386	31.010	1:53.396 **(2)**	85.46	0.611	10:25:05.429
5 -	1:21.984	31.922	1:53.906	85.08	1.121	10:26:59.335
6 -	***1:21.868***	30.917	***1:52.785*** **(1)**	***85.92***		***10:28:52.120***
7 -	1:23.738	31.422	1:55.160	84.15	2.375	10:30:47.280
8 -	1:22.499	31.292	1:53.791	85.16	1.006	10:32:41.071

Weather / Track : Cloudy / Dry

Oulton Park International: 2.6920 miles
Date: 04/04/2025 Start: 10:17 Finish: 10:32

BMCRC-MRO Championships 2025 - Rnd 2 @ Oulton Park Int

MRO Minitwins & Rookie Minitwins

QUALIFYING - SECTOR ANALYSIS

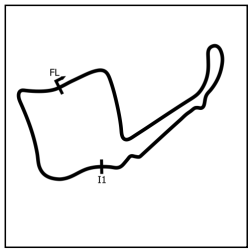

SECTOR 1 = FL to I1, SECTOR 2 = I1 to FL, DIFF = Difference To Personal Best Lap, P = Crossed Finish Line in Pit Lane, D = Time Disallowed

P11 3 Oliver ARBON Suzuki SV650 - TT Plumbing & Heating

IDEAL LAP TIME : 1:52.767 BEST LAP TIME : 1:52.956 DIFFERENCE : 0.189

LAP	SECTOR 1	SECTOR 2	LAP TIME	MPH	DIFF	TIME OF DAY
1 -	1:29.581	32.310	2:01.891	79.50	8.935	10:19:38.731
2 -	1:23.854	31.292	1:55.146	84.16	2.190	10:21:33.877
3 -	1:24.042	31.709	1:55.751	83.72	2.795	10:23:29.628
4 -	1:23.780	31.165	1:54.945	84.31	1.989	10:25:24.573
5 -	1:22.969	31.426	1:54.395 (3)	84.71	1.439	10:27:18.968
6 -	1:23.183	31.384	1:54.567	84.59	1.611	10:29:13.535
7 -	***1:22.022***	30.934	***1:52.956 (1)***	***85.79***		***10:31:06.491***
8 -	1:22.572	***30.745***	1:53.317 (2)	85.52	0.361	10:32:59.808

P12 27 Jack BETTIS Suzuki SV 650 - NB Toolmaking, Lewis Allen Lettings & Property

IDEAL LAP TIME : 1:53.226 BEST LAP TIME : 1:53.226 DIFFERENCE : 0.000

LAP	SECTOR 1	SECTOR 2	LAP TIME	MPH	DIFF	TIME OF DAY
1 -	1:27.428	31.221	1:58.649	81.68	5.423	10:19:24.477
2 -	1:24.641	31.949	1:56.590	83.12	3.364	10:21:21.067
3 -	1:22.907	31.070	1:53.977 (2)	85.02	0.751	10:23:15.044
4 -	***1:22.212***	***31.014***	***1:53.226 (1)***	***85.59***		***10:25:08.270***
5 -	1:22.648	31.557	1:54.205 (3)	84.85	0.979	10:27:02.475
6 -	1:23.093	31.944	1:55.037	84.24	1.811	10:28:57.512
7 -	1:23.996	IN PIT	2:05.512 P	77.21	12.286	10:31:03.024

P13 33 Steve COSTIN Suzuki SV650 - ATP Motorsport / A&R Racing / Sublime dsg

IDEAL LAP TIME : 1:53.375 BEST LAP TIME : 1:53.555 DIFFERENCE : 0.180

LAP	SECTOR 1	SECTOR 2	LAP TIME	MPH	DIFF	TIME OF DAY
1 -	1:25.951	31.203	1:57.154	82.72	3.599	10:19:18.232
2 -	***1:22.443***	31.608	1:54.051 (3)	84.97	0.496	10:21:12.283
3 -	1:22.918	33.162	1:56.080	83.48	2.525	10:23:08.363
4 -	1:25.137	***30.932***	1:56.069	83.49	2.514	10:25:04.432
5 -	1:22.535	31.020	***1:53.555 (1)***	***85.34***		***10:26:57.987***
6 -	1:22.776	31.050	1:53.826 (2)	85.14	0.271	10:28:51.813
7 -	1:26.256	IN PIT	2:05.992 P	76.91	12.437	10:30:57.805

P14 96 RMT William HOWARTH Suzuki SV650 -

IDEAL LAP TIME : 1:53.055 BEST LAP TIME : 1:53.586 DIFFERENCE : 0.531

LAP	SECTOR 1	SECTOR 2	LAP TIME	MPH	DIFF	TIME OF DAY
1 -	1:27.323	31.588	1:58.911	81.50	5.325	10:19:21.627
2 -	1:23.528	***30.963***	1:54.491	84.64	0.905	10:21:16.118
3 -	1:22.109	31.570	1:53.679 (2)	85.25	0.093	10:23:09.797
4 -	1:23.357	31.115	1:54.472	84.66	0.886	10:25:04.269
5 -	***1:22.092***	31.494	***1:53.586 (1)***	***85.32***		***10:26:57.855***
6 -	1:22.370	31.506	1:53.876 (3)	85.10	0.290	10:28:51.731
7 -	1:24.691	32.082	1:56.773	82.99	3.187	10:30:48.504
8 -	1:23.562	32.564	1:56.126	83.45	2.540	10:32:44.630

P15 69 Jack GRIFFITHS Suzuki SV650 - Joe's Carpets, ATP Racing

IDEAL LAP TIME : 1:55.029 BEST LAP TIME : 1:55.029 DIFFERENCE : 0.000

LAP	SECTOR 1	SECTOR 2	LAP TIME	MPH	DIFF	TIME OF DAY
1 -	1:28.077	31.675	1:59.752	80.92	4.723	10:19:21.340
2 -	1:24.472	31.716	1:56.188	83.41	1.159	10:21:17.528
3 -	***1:23.758***	***31.271***	***1:55.029 (1)***	***84.25***		***10:23:12.557***
4 -	1:24.186	31.280	1:55.466 (2)	83.93	0.437	10:25:08.023
5 -	1:23.982	31.997	1:55.979	83.56	0.950	10:27:04.002
6 -	1:24.145	31.489	1:55.634 (3)	83.81	0.605	10:28:59.636
7 -	1:23.944	IN PIT	2:04.406 P	77.90	9.377	10:31:04.042

Weather / Track : Cloudy / Dry

Oulton Park International: 2.6920 miles
Date: 04/04/2025 Start: 10:17 Finish: 10:32

BMCRC-MRO Championships 2025 - Rnd 2 @ Oulton Park Int

MRO Minitwins & Rookie Minitwins

QUALIFYING - SECTOR ANALYSIS

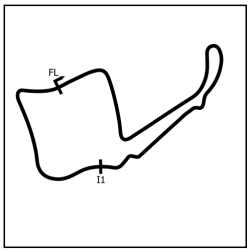

SECTOR 1 = FL to I1, SECTOR 2 = I1 to FL, DIFF = Difference To Personal Best Lap, P = Crossed Finish Line in Pit Lane, D = Time Disallowed

P16 52 James EGGINTON — Suzuki SV650 - Advance Computer Services - www.ACS.co.uk

IDEAL LAP TIME : 1:55.330 BEST LAP TIME : 1:55.330 DIFFERENCE : 0.000

LAP	SECTOR 1	SECTOR 2	LAP TIME	MPH	DIFF	TIME OF DAY
1 -	1:29.667	32.419	2:02.086	79.38	6.756	10:19:48.372
2 -	1:26.535	32.387	1:58.922	81.49	3.592	10:21:47.294
3 -	1:25.470	32.812	1:58.282 (3)	81.93	2.952	10:23:45.576
4 -	1:23.728	32.341	1:56.069 (2)	83.49	0.739	10:25:41.645
5 -	***1:23.487***	***31.843***	***1:55.330 (1)***	***84.03***		***10:27:36.975***
6 -	1:31.080	IN PIT	2:13.411 P	72.64	18.081	10:29:50.386

P17 30 David LUFF — Suzuki SV 650 - ATP & Sarah O'Neill

IDEAL LAP TIME : 1:56.888 BEST LAP TIME : 1:56.888 DIFFERENCE : 0.000

LAP	SECTOR 1	SECTOR 2	LAP TIME	MPH	DIFF	TIME OF DAY
1 -	1:28.392	32.049	2:00.441	80.46	3.553	10:19:23.186
2 -	1:25.794	31.762	1:57.556 (2)	82.43	0.668	10:21:20.742
3 -	***1:25.216***	***31.672***	***1:56.888 (1)***	***82.91***		***10:23:17.630***
4 -	1:26.806	32.113	1:58.919 (3)	81.49	2.031	10:25:16.549
5 -	1:26.502	IN PIT	2:04.749 P	77.68	7.861	10:27:21.298

P18 81 Malvern MAY — Suzuki SV650 - IMP racing

IDEAL LAP TIME : 1:57.283 BEST LAP TIME : 1:57.283 DIFFERENCE : 0.000

LAP	SECTOR 1	SECTOR 2	LAP TIME	MPH	DIFF	TIME OF DAY
1 -	1:34.565	34.521	2:09.086	75.07	11.803	10:19:45.635
2 -	1:29.981	33.029	2:03.010	78.78	5.727	10:21:48.645
3 -	1:25.712	32.407	1:58.119 (2)	82.04	0.836	10:23:46.764
4 -	1:25.892	32.249	1:58.141 (3)	82.03	0.858	10:25:44.905
5 -	1:27.409	33.348	2:00.757	80.25	3.474	10:27:45.662
6 -	1:26.417	37.949	2:04.366	77.92	7.083	10:29:50.028
7 -	1:27.287	32.339	1:59.626	81.01	2.343	10:31:49.654
8 -	***1:25.108***	***32.175***	***1:57.283 (1)***	***82.63***		***10:33:46.937***

P19 77 RMT Joshua CRISP — Suzuki SV650 - JMC GUITARWORKS

IDEAL LAP TIME : 1:57.728 BEST LAP TIME : 1:57.728 DIFFERENCE : 0.000

LAP	SECTOR 1	SECTOR 2	LAP TIME	MPH	DIFF	TIME OF DAY
1 -	1:34.846	32.921	2:07.767	75.85	10.039	10:19:56.183
2 -	1:27.931	32.336	2:00.267	80.58	2.539	10:21:56.450
3 -	1:26.278	32.552	1:58.830 (3)	81.55	1.102	10:23:55.280
4 -	1:26.917	32.232	1:59.149	81.33	1.421	10:25:54.429
5 -	1:27.722	32.866	2:00.588	80.36	2.860	10:27:55.017
6 -	1:26.111	32.111	1:58.222 (2)	81.97	0.494	10:29:53.239
7 -	***1:25.825***	***31.903***	***1:57.728 (1)***	***82.31***		***10:31:50.967***
8 -	1:26.981	32.177	1:59.158	81.33	1.430	10:33:50.125

P20 140 Daniel SALES — Suzuki SV650 - Team Freddie, Ron & Frankie

IDEAL LAP TIME : 1:57.777 BEST LAP TIME : 1:57.878 DIFFERENCE : 0.101

LAP	SECTOR 1	SECTOR 2	LAP TIME	MPH	DIFF	TIME OF DAY
1 -	1:34.071	33.659	2:07.730	75.87	9.852	10:19:44.917
2 -	1:28.254	33.623	2:01.877	79.51	3.999	10:21:46.794
3 -	1:26.853	32.972	1:59.825	80.87	1.947	10:23:46.619
4 -	1:26.625	32.060	1:58.685	81.65	0.807	10:25:45.304
5 -	1:26.002	31.876	***1:57.878 (1)***	***82.21***		***10:27:43.182***
6 -	1:26.623	***31.871***	1:58.494 (3)	81.78	0.616	10:29:41.676
7 -	***1:25.906***	32.189	1:58.095 (2)	82.06	0.217	10:31:39.771
8 -	1:26.595	32.265	1:58.860	81.53	0.982	10:33:38.631

Weather / Track : Cloudy / Dry

Oulton Park International: 2.6920 miles
Date: 04/04/2025 Start: 10:17 Finish: 10:32

BMCRC-MRO Championships 2025 - Rnd 2 @ Oulton Park Int

MRO Minitwins & Rookie Minitwins

QUALIFYING - SECTOR ANALYSIS

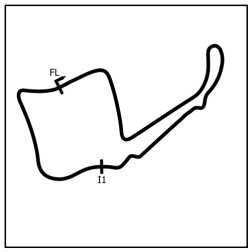

SECTOR 1 = FL to I1, SECTOR 2 = I1 to FL, DIFF = Difference To Personal Best Lap, P = Crossed Finish Line in Pit Lane, D = Time Disallowed

P21 511 William BARRETT Suzuki SV650 -

IDEAL LAP TIME : 1:57.507 BEST LAP TIME : 1:58.235 DIFFERENCE : 0.728

LAP	SECTOR 1	SECTOR 2	LAP TIME		MPH	DIFF	TIME OF DAY
1 -	1:36.137	32.831	2:08.968		75.14	10.733	10:19:55.303
2 -	1:27.625	32.447	2:00.072	(3)	80.71	1.837	10:21:55.375
3 -	1:38.232	36.219	2:14.451		72.08	16.216	10:24:09.826
4 -	1:26.930	33.830	2:00.760		80.25	2.525	10:26:10.586
5 -	1:27.028	***32.112***	1:59.140	(2)	81.34	0.905	10:28:09.726
6 -	***1:25.395***	32.840	***1:58.235***	(1)	***81.96***		***10:30:07.961***
7 -	2:11.187	IN PIT	2:54.152	P	55.64	55.917	10:33:02.113

P22 115 Brian MAHER Suzuki SV650 - Spraytech /Espresso Solutions

IDEAL LAP TIME : 1:58.206 BEST LAP TIME : 1:58.585 DIFFERENCE : 0.379

LAP	SECTOR 1	SECTOR 2	LAP TIME		MPH	DIFF	TIME OF DAY
1 -	1:35.217	34.407	2:09.624		74.76	11.039	10:19:44.893
2 -	1:31.042	34.038	2:05.080		77.48	6.495	10:21:49.973
3 -	1:27.152	33.470	2:00.622	(3)	80.34	2.037	10:23:50.595
4 -	1:29.365	33.736	2:03.101		78.72	4.516	10:25:53.696
5 -	1:27.702	33.368	2:01.070		80.04	2.485	10:27:54.766
6 -	1:26.987	***32.452***	1:59.439	(2)	81.14	0.854	10:29:54.205
7 -	***1:25.754***	32.831	***1:58.585***	(1)	***81.72***		***10:31:52.790***
8 -	1:27.891	32.857	2:00.748		80.26	2.163	10:33:53.538

P23 12 Russell TAYLOR Suzuki SV650 -

IDEAL LAP TIME : 1:58.284 BEST LAP TIME : 1:58.698 DIFFERENCE : 0.414

LAP	SECTOR 1	SECTOR 2	LAP TIME		MPH	DIFF	TIME OF DAY
1 -	1:33.816	33.408	2:07.224		76.17	8.526	10:19:33.052
2 -	1:26.310	32.656	1:58.966	(3)	81.46	0.268	10:21:32.018
3 -	1:26.542	***32.156***	***1:58.698***	(1)	***81.64***		***10:23:30.716***
4 -	***1:26.128***	32.708	1:58.836	(2)	81.55	0.138	10:25:29.552
5 -	1:29.247	34.648	2:03.895		78.22	5.197	10:27:33.447
6 -	1:26.934	32.490	1:59.424		81.15	0.726	10:29:32.871
7 -	1:32.660	34.652	2:07.312		76.12	8.614	10:31:40.183
8 -	1:27.177	32.510	1:59.687		80.97	0.989	10:33:39.870

P24 55 Magnus MANSON-CHUBB Suzuki SV650 -

IDEAL LAP TIME : 1:58.571 BEST LAP TIME : 1:58.726 DIFFERENCE : 0.155

LAP	SECTOR 1	SECTOR 2	LAP TIME		MPH	DIFF	TIME OF DAY
1 -	1:30.660	33.549	2:04.209		78.02	5.483	10:19:48.389
2 -	1:28.620	35.857	2:04.477		77.85	5.751	10:21:52.866
3 -	1:27.391	32.500	1:59.891		80.83	1.165	10:23:52.757
4 -	1:27.617	32.799	2:00.416		80.48	1.690	10:25:53.173
5 -	1:26.701	33.037	1:59.738	(3)	80.93	1.012	10:27:52.911
6 -	***1:26.193***	32.552	1:58.745	(2)	81.61	0.019	10:29:51.656
7 -	1:26.348	***32.378***	***1:58.726***	(1)	***81.62***		***10:31:50.382***
8 -	1:28.177	IN PIT	2:13.362	P	72.66	14.636	10:34:03.744

P25 117 Daniel ROSSI Suzuki SV650 - DForce DRP Racing

IDEAL LAP TIME : 2:00.088 BEST LAP TIME : 2:00.243 DIFFERENCE : 0.155

LAP	SECTOR 1	SECTOR 2	LAP TIME		MPH	DIFF	TIME OF DAY
1 -	1:36.549	34.416	2:10.965		73.99	10.722	10:19:56.953
2 -	1:30.726	***32.761***	2:03.487		78.48	3.244	10:22:00.440
3 -	1:28.849	33.271	2:02.120		79.35	1.877	10:24:02.560
4 -	1:28.459	34.906	2:03.365		78.55	3.122	10:26:05.925
5 -	***1:27.327***	32.916	***2:00.243***	(1)	***80.59***		***10:28:06.168***
6 -	1:28.255	33.366	2:01.621	(3)	79.68	1.378	10:30:07.789
7 -	1:31.040	33.631	2:04.671		77.73	4.428	10:32:12.460
8 -	1:27.631	33.063	2:00.694	(2)	80.29	0.451	10:34:13.154

Weather / Track : Cloudy / Dry

Oulton Park International: 2.6920 miles
Date: 04/04/2025 Start: 10:17 Finish: 10:32

BMCRC-MRO Championships 2025 - Rnd 2 @ Oulton Park Int

MRO Minitwins & Rookie Minitwins

QUALIFYING - SECTOR ANALYSIS

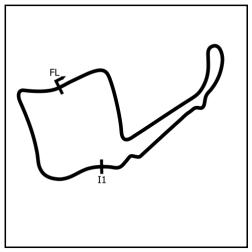

SECTOR 1 = FL to I1, SECTOR 2 = I1 to FL, DIFF = Difference To Personal Best Lap, P = Crossed Finish Line in Pit Lane, D = Time Disallowed

P26 217 RMT Martin SIGGINS Suzuki SV650 - Siggins Property Services

IDEAL LAP TIME : 2:00.432 BEST LAP TIME : 2:00.635 DIFFERENCE : 0.203

LAP	SECTOR 1	SECTOR 2	LAP TIME	MPH	DIFF	TIME OF DAY
1 -	1:32.850	32.823	2:05.673	77.11	5.038	10:19:38.633
2 -	***1:28.130***	32.505	***2:00.635 (1)***	***80.33***		***10:21:39.268***
3 -	1:28.329	32.464	2:00.793 (3)	80.23	0.158	10:23:40.061
4 -	1:28.747	32.720	2:01.467	79.78	0.832	10:25:41.528
5 -	1:28.602	32.839	2:01.441	79.80	0.806	10:27:42.969
6 -	1:28.567	32.505	2:01.072	80.04	0.437	10:29:44.041
7 -	1:28.446	***32.302***	2:00.748 (2)	80.26	0.113	10:31:44.789
8 -	1:36.254	IN PIT	2:15.808 P	71.36	15.173	10:34:00.597

P27 4 Hayden KILLWORTH Suzuki SV650 - Amy - Helmet City - GreenplantUK

IDEAL LAP TIME : 2:00.091 BEST LAP TIME : 2:00.639 DIFFERENCE : 0.548

LAP	SECTOR 1	SECTOR 2	LAP TIME	MPH	DIFF	TIME OF DAY
1 -	1:30.369	***32.550***	2:02.919 (2)	78.84	2.280	10:19:28.123
2 -	***1:27.541***	33.098	***2:00.639 (1)***	***80.33***		***10:21:28.762***
3 -	1:41.261	IN PIT	2:38.516 P	61.13	37.877	10:24:07.278

P28 7 Esteban LECOQ Suzuki SV650 SK5 -

IDEAL LAP TIME : 2:00.788 BEST LAP TIME : 2:00.788 DIFFERENCE : 0.000

LAP	SECTOR 1	SECTOR 2	LAP TIME	MPH	DIFF	TIME OF DAY
1 -	1:36.331	33.859	2:10.190	74.43	9.402	10:19:46.004
2 -	1:30.496	33.801	2:04.297	77.96	3.509	10:21:50.301
3 -	1:30.438	34.093	2:04.531	77.82	3.743	10:23:54.832
4 -	1:30.419	33.590	2:04.009 (3)	78.14	3.221	10:25:58.841
5 -	1:31.009	33.956	2:04.965	77.55	4.177	10:28:03.806
6 -	***1:28.280***	***32.508***	***2:00.788 (1)***	***80.23***		***10:30:04.594***
7 -	1:29.238	33.054	2:02.292 (2)	79.24	1.504	10:32:06.886
8 -	1:28.520	IN PIT	2:20.944 P	68.75	20.156	10:34:27.830

P29 11 Mark OSBORNE Suzuki SV650 -

IDEAL LAP TIME : 2:01.375 BEST LAP TIME : 2:01.375 DIFFERENCE : 0.000

LAP	SECTOR 1	SECTOR 2	LAP TIME	MPH	DIFF	TIME OF DAY
1 -	1:34.634	34.290	2:08.924	75.17	7.549	10:19:43.378
2 -	1:29.503	33.829	2:03.332	78.57	1.957	10:21:46.710
3 -	1:29.637	33.811	2:03.448	78.50	2.073	10:23:50.158
4 -	1:29.350	33.973	2:03.323	78.58	1.948	10:25:53.481
5 -	1:29.613	33.512	2:03.125	78.71	1.750	10:27:56.606
6 -	1:28.807	33.872	2:02.679 (3)	78.99	1.304	10:29:59.285
7 -	1:28.763	33.495	2:02.258 (2)	79.26	0.883	10:32:01.543
8 -	***1:27.939***	***33.436***	***2:01.375 (1)***	***79.84***		***10:34:02.918***

P30 369 RMT Merlin LINDSAY Suzuki SV650S -

IDEAL LAP TIME : 2:01.492 BEST LAP TIME : 2:01.698 DIFFERENCE : 0.206

LAP	SECTOR 1	SECTOR 2	LAP TIME	MPH	DIFF	TIME OF DAY
1 -	1:36.953	33.156	2:10.109	74.48	8.411	10:19:57.195
2 -	1:29.167	***32.556***	2:01.723 (3)	79.61	0.025	10:21:58.918
3 -	***1:28.936***	32.778	2:01.714 (2)	79.62	0.016	10:24:00.632
4 -	1:29.075	33.366	2:02.441	79.15	0.743	10:26:03.073
5 -	1:29.024	32.707	2:01.731	79.61	0.033	10:28:04.804
6 -	1:29.241	32.804	2:02.045	79.40	0.347	10:30:06.849
7 -	1:29.013	32.685	***2:01.698 (1)***	***79.63***		***10:32:08.547***
8 -	1:52.002	IN PIT	2:44.053 P	59.07	42.355	10:34:52.600

BMCRC-MRO Championships 2025 - Rnd 2 @ Oulton Park Int

MRO Minitwins & Rookie Minitwins

QUALIFYING - SECTOR ANALYSIS

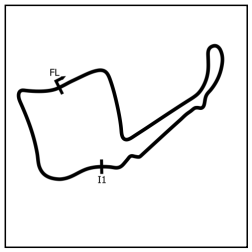

SECTOR 1 = FL to I1, SECTOR 2 = I1 to FL, DIFF = Difference To Personal Best Lap, P = Crossed Finish Line in Pit Lane, D = Time Disallowed

P31 109 RMT Logan PARSONS Suzuki SV650 - Logan Voiceover

IDEAL LAP TIME : 2:02.094 BEST LAP TIME : 2:02.163 DIFFERENCE : 0.069

LAP	SECTOR 1	SECTOR 2	LAP TIME	MPH	DIFF	TIME OF DAY
1 -	1:35.153	33.969	2:09.122 (3)	75.05	6.959	10:19:54.594
2 -	1:31.300	33.464	2:04.764 (2)	77.67	2.601	10:21:59.358
3 -	1:29.080	***33.083***	***2:02.163 (1)***	***79.33***		***10:24:01.521***

P32 162 Max PRIESTLEY Suzuki SV650 -

IDEAL LAP TIME : 2:02.244 BEST LAP TIME : 2:03.978 DIFFERENCE : 1.734

LAP	SECTOR 1	SECTOR 2	LAP TIME	MPH	DIFF	TIME OF DAY
1 -	1:40.361	35.146	2:15.507	71.51	11.529	10:20:03.251
2 -	1:34.506	35.041	2:09.547	74.80	5.569	10:22:12.798
3 -	1:33.179	34.141	2:07.320 (3)	76.11	3.342	10:24:20.118
4 -	1:30.717	35.188	2:05.905 (2)	76.97	1.927	10:26:26.023
5 -	1:30.572	***33.406***	***2:03.978 (1)***	***78.16***		***10:28:30.001***
6 -	***1:28.838***	IN PIT	2:10.242 P	74.40	6.264	10:30:40.243

P33 113 RMT Phil ROODT Suzuki SV650 - Carter Thorne Carpets and flooring 2018 ltd

IDEAL LAP TIME : 2:04.784 BEST LAP TIME : 2:04.861 DIFFERENCE : 0.077

LAP	SECTOR 1	SECTOR 2	LAP TIME	MPH	DIFF	TIME OF DAY
1 -	1:35.309	***34.250***	2:09.559 (3)	74.80	4.698	10:19:44.342
2 -	***1:30.534***	34.327	***2:04.861 (1)***	***77.61***		***10:21:49.203***
3 -	1:31.487	35.191	2:06.678 (2)	76.50	1.817	10:23:55.881
4 -	1:33.474	IN PIT	2:20.937 P	68.76	16.076	10:26:16.818

P34 144 Stewart LATIMER Suzuki SV650 - Fat Bloke Racing RR

IDEAL LAP TIME : 2:07.801 BEST LAP TIME : 2:07.821 DIFFERENCE : 0.020

LAP	SECTOR 1	SECTOR 2	LAP TIME	MPH	DIFF	TIME OF DAY
1 -	1:40.988	***34.775***	2:15.763	71.38	7.942	10:20:06.258
2 -	1:34.965	35.333	2:10.298 (3)	74.37	2.477	10:22:16.556
3 -	1:34.774	35.089	2:09.863 (2)	74.62	2.042	10:24:26.419
4 -	1:34.683	35.630	2:10.313	74.36	2.492	10:26:36.732
5 -	***1:33.026***	34.795	***2:07.821 (1)***	***75.81***		***10:28:44.553***
6 -	1:33.897	IN PIT	2:13.984 P	72.33	6.163	10:30:58.537

P35 164 RMT Adam FEARNLEY Suzuki SV650 -

IDEAL LAP TIME : 2:09.889 BEST LAP TIME : 2:10.247 DIFFERENCE : 0.358

LAP	SECTOR 1	SECTOR 2	LAP TIME	MPH	DIFF	TIME OF DAY
1 -	1:41.198	***35.269***	2:16.467 (2)	71.01	6.220	10:20:05.690
2 -	***1:34.620***	35.627	***2:10.247 (1)***	***74.40***		***10:22:15.937***

P36 119 Simon HEALEY Suzuki SV650 - Popular Tyres Ltd / Pro Parts Ltd

IDEAL LAP TIME : BEST LAP TIME : DIFFERENCE :

LAP	SECTOR 1	SECTOR 2	LAP TIME	MPH	DIFF	TIME OF DAY
1 -	***2:24.333***	***IN PIT***	3:13.549 P	50.07		10:20:59.635

Weather / Track : Cloudy / Dry

Oulton Park International: 2.6920 miles
Date: 04/04/2025 Start: 10:17 Finish: 10:32

BMCRC-MRO Championships 2025 - Rnd 2 @ Oulton Park Int

MRO Minitwins & Rookie Minitwins

QUALIFYING - BEST SECTORS

	SECTOR 1		SECTOR 2	
POS	NO	TIME	NO	TIME
1	333	1:18.963	660	30.041
2	660	1:19.458	333	30.142
3	22	1:20.068	1	30.171
4	21	1:20.645	21	30.330
5	1	1:20.784	22	30.429
6	66	1:20.869	66	30.455
7	19	1:21.086	141	30.495
8	141	1:21.413	410	30.639
9	410	1:21.643	19	30.735
10	73	1:21.868	3	30.745
11	3	1:22.022	73	30.885
12	96	1:22.092	33	30.932
13	27	1:22.212	96	30.963
14	33	1:22.443	27	31.014
15	52	1:23.487	69	31.271
16	69	1:23.758	30	31.672
17	81	1:25.108	52	31.843
18	30	1:25.216	140	31.871
19	511	1:25.395	77	31.903
20	115	1:25.754	511	32.112
21	77	1:25.825	12	32.156
22	140	1:25.906	81	32.175
23	12	1:26.128	217	32.302
24	55	1:26.193	55	32.378
25	117	1:27.327	115	32.452
26	4	1:27.541	7	32.508
27	11	1:27.939	4	32.550
28	217	1:28.130	369	32.556
29	7	1:28.280	117	32.761
30	162	1:28.838	109	33.083
31	369	1:28.936	162	33.406
32	109	1:29.011	11	33.436
33	113	1:30.534	113	34.250
34	144	1:33.026	144	34.775
35	164	1:34.620	164	35.269
36	119	2:24.333		

IDEAL / BEST COMPARISON

PERFECT LAP 1:49.004

POS	NO	NAME	IDEAL	BEST	DIFF
1	333	LINDEMANN	1:49.105	1:49.105	0.000
2	660	HARRIS	1:49.499	1:49.499	0.000
3	22	DOWDS	1:50.497	1:50.504	0.007
4	1	TWYFORD	1:50.955	1:51.155	0.200
5	21	FINNIS	1:50.975	1:51.016	0.041
6	66	DUCRAN	1:51.324	1:51.356	0.032
7	19	LILLEY	1:51.821	1:51.941	0.120
8	141	HARRIS	1:51.908	1:51.923	0.015
9	410	GUILLERY	1:52.282	1:52.631	0.349
10	73	SIMS	1:52.753	1:52.785	0.032
11	3	ARBON	1:52.767	1:52.956	0.189
12	96	HOWARTH	1:53.055	1:53.586	0.531
13	27	BETTIS	1:53.226	1:53.226	0.000
14	33	COSTIN	1:53.375	1:53.555	0.180
15	69	GRIFFITHS	1:55.029	1:55.029	0.000
16	52	EGGINTON	1:55.330	1:55.330	0.000
17	30	LUFF	1:56.888	1:56.888	0.000
18	81	MAY	1:57.283	1:57.283	0.000
19	511	BARRETT	1:57.507	1:58.235	0.728
20	77	CRISP	1:57.728	1:57.728	0.000
21	140	SALES	1:57.777	1:57.878	0.101
22	115	MAHER	1:58.206	1:58.585	0.379
23	12	TAYLOR	1:58.284	1:58.698	0.414
24	55	MANSON-CHUBB	1:58.571	1:58.726	0.155
25	117	ROSSI	2:00.088	2:00.243	0.155
26	4	KILLWORTH	2:00.091	2:00.639	0.548
27	217	SIGGINS	2:00.432	2:00.635	0.203
28	7	LECOQ	2:00.788	2:00.788	0.000
29	11	OSBORNE	2:01.375	2:01.375	0.000
30	369	LINDSAY	2:01.492	2:01.698	0.206
31	109	PARSONS	2:02.094	2:02.163	0.069
32	162	PRIESTLEY	2:02.244	2:03.978	1.734
33	113	ROODT	2:04.784	2:04.861	0.077
34	144	LATIMER	2:07.801	2:07.821	0.020
35	164	FEARNLEY	2:09.889	2:10.247	0.358
36	119	HEALEY			

Weather / Track : Cloudy / Dry

Oulton Park International: 2.6920 miles
Date: 04/04/2025 Start: 10:17 Finish: 10:32

Results can be found at www.tsl-timing.com

Printed - 10:41 Friday, 04 April 2025

BMCRC-MRO Championships 2025 - Rnd 2 @ Oulton Park Int

MRO Minitwins & Rookie Minitwins

QUALIFYING - STATISTICS

Competitors Started	36
Planned Start	2025-04-04 @ 10:20:00.000
Actual Start	2025-04-04 @ 10:17:14.468
Finish Time	2025-04-04 @ 10:32:27.177
Track Length	2.6920mi.
Total Laps	245
Total Distance Covered	659.5469mi.

Session Fastest Lap History

NO	CL	NAME	LAP TIME	TIME OF DAY	LAP	VEHICLE
660		**Ronnie HARRIS**	**1:56.314**	10:19:16.674	1	Suzuki SV650
21		**Toby FINNIS**	**1:56.069**	10:19:16.941	1	Suzuki SV650
333		**David LINDEMANN**	**1:55.132**	10:19:23.986	1	Suzuki SV650
660		**Ronnie HARRIS**	**1:51.528**	10:21:08.202	2	Suzuki SV650
22		**Darren DOWDS**	**1:50.854**	10:21:12.351	2	Suzuki SV 650
22		**Darren DOWDS**	**1:50.504**	10:23:02.851	3	Suzuki SV 650
333		**David LINDEMANN**	**1:49.723**	10:24:55.608	4	Suzuki SV650
333		**David LINDEMANN**	**1:49.105**	10:26:44.712	5	Suzuki SV650

Flag History

TYPE	TIME OF DAY
GREEN	10:17:14.468
FINISH	10:32:27.177

Flag Statistics

TYPE	COUNT	TOTAL LAPS	TOTAL TIME
Green	1	9	17:42.321
Red	0	0	0.000
Safety Car	0	0	0.000
FCY	0	0	0.000

Weather / Track : Cloudy / Dry

Oulton Park International: 2.6920 miles
Date: 04/04/2025 Start: 10:17 Finish: 10:32

BMCRC-MRO Championships 2025 - Rnd 2 @ Oulton Park Int

MRO Minitwins & Rookie Minitwins

QUALIFYING - STATISTICS

CLASS : 29 Starters

Fastest Lap History

NO	NAME	LAP TIME	TIME OF DAY	LAP	VEHICLE
660	**Ronnie HARRIS**	**1:56.314**	10:19:16.674	1	Suzuki SV650
21	**Toby FINNIS**	**1:56.069**	10:19:16.941	1	Suzuki SV650
333	**David LINDEMANN**	**1:55.132**	10:19:23.986	1	Suzuki SV650
660	**Ronnie HARRIS**	**1:51.528**	10:21:08.202	2	Suzuki SV650
22	**Darren DOWDS**	**1:50.854**	10:21:12.351	2	Suzuki SV 650
22	**Darren DOWDS**	**1:50.504**	10:23:02.851	3	Suzuki SV 650
333	**David LINDEMANN**	**1:49.723**	10:24:55.608	4	Suzuki SV650
333	**David LINDEMANN**	**1:49.105**	10:26:44.712	5	Suzuki SV650

Weather / Track : Cloudy / Dry

Oulton Park International: 2.6920 miles
Date: 04/04/2025 Start: 10:17 Finish: 10:32

BMCRC-MRO Championships 2025 - Rnd 2 @ Oulton Park Int

MRO Minitwins & Rookie Minitwins

QUALIFYING - STATISTICS

CLASS : RMT

7 Starters

Fastest Lap History

NO	NAME	LAP TIME	TIME OF DAY	LAP	VEHICLE
96	**William HOWARTH**	**1:58.911**	10:19:21.633	1	Suzuki SV650
96	**William HOWARTH**	**1:54.491**	10:21:16.124	2	Suzuki SV650
96	**William HOWARTH**	**1:53.679**	10:23:09.804	3	Suzuki SV650
96	**William HOWARTH**	**1:53.586**	10:26:57.862	5	Suzuki SV650

Weather / Track : Cloudy / Dry

Oulton Park International: 2.6920 miles
Date: 04/04/2025 Start: 10:17 Finish: 10:32

BMCRC-MRO Championships 2025 - Rnd 2 @ Oulton Park Int

MRO Minitwins & Rookie Minitwins

RACE 5 - GRID (7 Laps)

MRO MINITWINS

BMCRC ROOKIE MINITWINS

ROW 13							37	195 Alex COOK
ROW 12	36	119 Simon HEALEY		2:10.247 35 164 Adam FEARNLEY		2:07.821 34 144 Stewart LATIMER		
ROW 11			2:04.861 33 113 Phil ROODT		2:03.978 32 162 Max PRIESTLEY		2:02.163 31 109 Logan PARSONS	
ROW 10	2:01.698 30 369 Merlin LINDSAY			2:01.375 29 11 Mark OSBORNE		2:00.788 28 7 Esteban LECOQ		
ROW 9			2:00.639 27 4 Hayden KILLWORTH		2:00.635 26 217 Martin SIGGINS		2:00.243 25 117 Daniel ROSSI	
ROW 8	1:58.726 24 55 Magnus MANSON-CHUBB			1:58.698 23 12 Russell TAYLOR		1:58.585 22 115 Brian MAHER		
ROW 7			1:58.235 21 511 William BARRETT		1:57.878 20 140 Daniel SALES		1:57.728 19 77 Joshua CRISP	
ROW 6	1:57.283 18 81 Malvern MAY			1:56.888 17 30 David LUFF		1:55.330 16 52 James EGGINTON		
ROW 5			1:55.029 15 69 Jack GRIFFITHS		1:53.586 14 96 William HOWARTH		1:53.555 13 33 Steve COSTIN	
ROW 4	1:53.226 12 27 Jack BETTIS			1:52.956 11 3 Oliver ARBON		1:52.785 10 73 Ollie SIMS		
ROW 3			1:52.631 9 410 Noah GUILLERY		1:51.941 8 19 Kevin LILLEY		1:51.923 7 141 Bill HARRIS	
ROW 2	1:51.356 6 66 Mitch DUCRAN			1:51.155 5 1 David TWYFORD		1:51.016 4 21 Toby FINNIS		
ROW 1			1:50.504 3 22 Darren DOWDS		1:49.499 2 660 Ronnie HARRIS		1:49.105 1 333 David LINDEMANN	
								Pole

These results are provisional until the conclusion of any judicial and technical matters.

Oulton Park International: 2.6920 miles

Clerk Of Course:	Timekeeper: Craig Smith	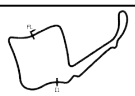

Results can be found at www.tsl-timing.com

Printed - 10:42 Friday, 04 April 2025

TSL SPORTS TIMING TIMING SOLUTIONS LTD

BMCRC-MRO Championships 2025 - Rnd 2 @ Oulton Park Int

MRO Minitwins & Rookie Minitwins

RACE 5 - CLASSIFICATION

Race Distance: 8 Laps / 21.53 miles

POS	NO	CL	PIC	NAME	ENTRY	LAPS	TIME	GAP	DIFF	MPH	BEST	ON	GRD	↑↓
1	333		1	David LINDEMANN	Suzuki SV650 - Giraffe Decorators	8	14:44.380			87.66	1:49.474	8	1	0
2	1		2	David TWYFORD	Suzuki SV650 K2 - IMP Racing, MHP, Chris Cowan	8	14:44.467	0.087	0.087	87.65	1:49.682	5	5	3
3	22		3	Darren DOWDS	Suzuki SV 650 - sublime dsg Ltd	8	14:44.651	0.271	0.184	87.63	1:49.670	5	3	0
4	660		4	Ronnie HARRIS	Suzuki SV650 -	8	14:46.107	1.727	1.456	87.49	1:49.708	5	2	-2
5	141		5	Bill HARRIS	Suzuki SV650 -	8	14:55.990	11.610	9.883	86.53	1:50.758	6	7	2
6	66		6	Mitch DUCRAN	Suzuki SV650 - JP Haulage	8	14:56.014	11.634	0.024	86.52	1:51.003	6	6	0
7	21		7	Toby FINNIS	Suzuki SV650 - Tey Farm, Harlow AG, Sublime Dsg Ltd	8	14:59.295	14.915	3.281	86.21	1:51.342	2	4	-3
8	96	RMT	1	William HOWARTH	Suzuki SV650 -	8	15:06.807	22.427	7.512	85.49	1:51.765	8	14	6
9	19		8	Kevin LILLEY	Suzuki SV650 - Trafalgar Cleaning Eqpt. / Steve Jordan Mot	8	15:08.003	23.623	1.196	85.38	1:52.307	4	8	-1
10	27		9	Jack BETTIS	Suzuki SV 650 - NB Toolmaking, Lewis Allen Lettings & Prop	8	15:18.072	33.692	10.069	84.44	1:52.408	2	12	2
11	52		10	James EGGINTON	Suzuki SV650 - Advance Computer Services - www.ACS.co	8	15:23.201	38.821	5.129	83.98	1:54.016	5	16	5
12	69		11	Jack GRIFFITHS	Suzuki SV650 - Joe's Carpets, ATP Racing	8	15:23.298	38.918	0.097	83.97	1:53.399	4	15	3
13	33		12	Steve COSTIN	Suzuki SV650 - ATP Motorsport / A&R Racing / Sublime dsg	8	15:28.518	44.138	5.220	83.49	1:52.165	3	13	0
14	115		13	Brian MAHER	Suzuki SV650 - Spraytech /Espresso Solutions	8	15:47.281	1:02.901	18.763	81.84	1:56.262	8	22	8
15	4		14	Hayden KILLWORTH	Suzuki SV650 - Amy - Helmet City - GreenplantUK	8	15:47.629	1:03.249	0.348	81.81	1:56.407	5	27	12
16	73		15	Ollie SIMS	Suzuki SV650 - Motorbodies Weston ltd	8	15:49.082	1:04.702	1.453	81.68	1:54.598	3	10	-6
17	12		16	Russell TAYLOR	Suzuki SV650 -	8	15:49.127	1:04.747	0.045	81.68	1:56.358	4	23	6
18	81		17	Malvern MAY	Suzuki SV650 - IMP racing	8	15:49.204	1:04.824	0.077	81.67	1:56.695	3	18	0
19	77	RMT	2	Joshua CRISP	Suzuki SV650 - JMC GUITARWORKS	8	15:56.176	1:11.796	6.972	81.08	1:57.640	3	19	0
20	30		18	David LUFF	Suzuki SV 650 - ATP & Sarah O'Neill	8	16:03.650	1:19.270	7.474	80.45	1:57.572	2	17	-3
21	55		19	Magnus MANSON-CHUBB	Suzuki SV650 -	8	16:07.279	1:22.899	3.629	80.15	1:58.864	2	24	3
22	7		20	Esteban LECOQ	Suzuki SV650 SK5 -	8	16:07.345	1:22.965	0.066	80.14	1:58.180	7	28	6
23	217	RMT	3	Martin SIGGINS	Suzuki SV650 - Siggins Property Services	8	16:07.863	1:23.483	0.518	80.10	1:58.790	2	26	3
24	11		21	Mark OSBORNE	Suzuki SV650 -	8	16:24.540	1:40.160	16.677	78.74	2:00.338	8	29	5
25	162		22	Max PRIESTLEY	Suzuki SV650 -	8	16:35.446	1:51.066	10.906	77.88	2:01.790	4	32	7
26	109	RMT	4	Logan PARSONS	Suzuki SV650 - Logan Voiceover	7	14:46.255	1 Lap	1 Lap	76.54	2:04.044	5	31	5
27	113	RMT	5	Phil ROODT	Suzuki SV650 - Carter Thorne Carpets and flooring 2018 ltd	7	14:46.602	1 Lap	0.347	76.51	2:03.844	2	33	6
28	164	RMT	6	Adam FEARNLEY	Suzuki SV650 -	7	14:46.771	1 Lap	0.169	76.50	2:03.297	5	35	7
29	144		23	Stewart LATIMER	Suzuki SV650 - Fat Bloke Racing RR	7	14:58.767	1 Lap	11.996	75.48	2:05.900	2	34	5

NOT CLASSIFIED

DNF	410			Noah GUILLERY	Suzuki SV 650 - MDM-R/ ACT Systems/ Ultimate clean	7	13:16.333	1 Lap		85.18	1:52.783	3	9	
DNF	140			Daniel SALES	Suzuki SV650 - Team Freddie, Ron & Frankie	5	9:50.853	3 Laps	2 Laps	82.01	1:55.801	4	20	
DNF	119			Simon HEALEY	Suzuki SV650 - Popular Tyres Ltd / Pro Parts Ltd	5	10:31.498	3 Laps	40.645	76.73	2:03.264	4	36	
DNF	511			William BARRETT	Suzuki SV650 -	3	6:02.440	5 Laps	2 Laps	80.21	1:58.991	2	21	
DNF	117			Daniel ROSSI	Suzuki SV650 - DForce DRP Racing	3	6:29.364	5 Laps	26.924	74.67	2:01.287	2	25	
DNF	369	RMT		Merlin LINDSAY	Suzuki SV650S -	2	4:10.152	6 Laps	1 Lap	77.48	2:00.479	2	30	

FASTEST LAP

333		David LINDEMANN	Suzuki SV650 - Giraffe Decorators	8	1:49.474	88.52 mph	142.46 kph
96	RMT	William HOWARTH	Suzuki SV650 -	8	1:51.765	86.71 mph	139.54 kph

Class - 92.5% of Race Speed = 81.08 mph
Class RMT - 92.5% of Race Speed = 79.07 mph

Weather / Track : Sunny / Dry
These results are provisional until the conclusion of any judicial and technical matters.

Date: 04/04/2025 Start: 14:54 Finish: 15:09
Oulton Park International: 2.6920 miles

Clerk Of Course:	Timekeeper: Craig Smith	

Results can be found at www.tsl-timing.com

Printed - 15:13 Friday, 04 April 2025

BMCRC-MRO Championships 2025 - Rnd 2 @ Oulton Park Int

MRO Minitwins & Rookie Minitwins

RACE 5 - LAP CHART

LAP 1 @ 14:56:40.265

NO	BEHIND	LAP TIME
22		1:53.688
333	0.578	1:54.266
1	0.644	1:54.332
660	1.471	1:55.159
66	2.733	1:56.421
21	2.983	1:56.671
141	3.430	1:57.118
410	4.139	1:57.827
33	4.450	1:58.138
19	4.844	1:58.532
96	5.428	1:59.116
27	6.232	1:59.920
52	6.963	2:00.651
69	9.055	2:02.743
30	9.074	2:02.762
511	10.206	2:03.894
77	10.370	2:04.058
12	10.434	2:04.122
140	10.618	2:04.306
81	10.887	2:04.575
55	12.638	2:06.326
115	12.747	2:06.435
4	13.490	2:07.178
217	13.852	2:07.540
369	15.985	2:09.673
117	16.617	2:10.305
7	17.911	2:11.599
109	19.291	2:12.979
113	19.566	2:13.254
162	19.843	2:13.531
11	20.156	2:13.844
119	21.072	2:14.760
164	22.223	2:15.911
73	22.599	2:16.287
144	23.125	2:16.813

LAP 2 @ 14:58:30.254

NO	BEHIND	LAP TIME
22		1:49.989
333	0.312	1:49.723
1	0.427	1:49.772
660	1.572	1:50.090
66	3.970	1:51.226
21	4.336	1:51.342
141	4.592	1:51.151
33	7.001	1:52.540
410	7.267	1:53.117
19	7.851	1:52.996
96	7.959	1:52.520
27	8.651	1:52.408
52	11.585	1:54.611
69	14.243	1:55.177
30	16.657	1:57.572
12	18.726	1:58.281
140	18.836	1:58.207
511	19.208	1:58.991
81	19.454	1:58.556
77	19.730	1:59.349
115	20.017	1:57.259
4	21.172	1:57.671
55	21.513	1:58.864
217	22.653	1:58.790
369	26.475	2:00.479
7	26.566	1:58.644
117	27.915	2:01.287
73	32.515	1:59.905
113	33.421	2:03.844
11	34.204	2:04.037
162	35.356	2:05.502
109	35.740	2:06.438
119	36.163	2:05.080
164	36.897	2:04.663
144	39.036	2:05.900

LAP 3 @ 15:00:20.294

NO	BEHIND	LAP TIME
22		1:50.040
333	0.313	1:50.041
1	0.362	1:49.975
660	1.304	1:49.772
66	5.317	1:51.387
21	5.651	1:51.355
141	5.922	1:51.370
33	9.126	1:52.165
410	10.010	1:52.783
96	10.253	1:52.334
19	10.520	1:52.709
27	11.332	1:52.721
52	16.195	1:54.650
69	18.044	1:53.841
140	25.301	1:56.505
30	25.748	1:59.131
12	25.792	1:57.106
81	26.109	1:56.695
115	27.303	1:57.326
77	27.330	1:57.640
4	27.900	1:56.768
511	28.723	1:59.555
55	30.797	1:59.324
217	32.345	1:59.732
7	36.372	1:59.846
73	37.073	1:54.598
11	45.615	2:01.451
113	48.315	2:04.934
162	48.817	2:03.501
119	50.906	2:04.783
109	51.790	2:06.090
164	52.390	2:05.533
117	55.647	2:17.772 **P**
144	56.247	2:07.251

LAP 4 @ 15:02:10.430

NO	BEHIND	LAP TIME
22		1:50.136
1	0.312	1:50.086
333	0.466	1:50.289
660	1.158	1:49.990
66	6.480	1:51.299
21	7.125	1:51.610
141	7.406	1:51.620
33	12.148	1:53.158
19	12.691	1:52.307
410	13.046	1:53.172
96	13.212	1:53.095
27	14.323	1:53.127
52	21.060	1:55.001
69	21.307	1:53.399
140	30.966	1:55.801
12	32.014	1:56.358
30	33.967	1:58.355
81	34.202	1:58.229
115	34.637	1:57.470
4	35.354	1:57.590
77	36.419	1:59.225
55	42.062	2:01.401
217	43.147	2:00.938
73	43.178	1:56.241
7	45.954	1:59.718
11	56.410	2:00.931
162	1:00.471	2:01.790
113	1:03.900	2:05.721
119	1:04.034	2:03.264
164	1:06.312	2:04.058
109	1:06.883	2:05.229
144	1:13.156	2:07.045

LAP 5 @ 15:04:00.100

NO	BEHIND	LAP TIME
22		1:49.670
1	0.324	1:49.682
333	0.686	1:49.890
660	1.196	1:49.708
66	8.158	1:51.348
141	8.776	1:51.040
21	8.889	1:51.434
33	15.298	1:52.820
19	15.430	1:52.409
96	15.757	1:52.215
410	16.254	1:52.878
27	18.532	1:53.879
52	25.406	1:54.016
69	25.443	1:53.806
140	37.330	1:56.034
12	38.877	1:56.533
81	41.552	1:57.020
4	42.091	1:56.407
115	42.769	1:57.802
77	45.339	1:58.590
30	47.604	2:03.307
73	48.323	1:54.815
217	53.380	1:59.903
55	53.872	2:01.480
7	56.450	2:00.166
11	1:07.767	2:01.027
162	1:13.796	2:02.995
119	1:17.975	2:03.611
113	1:19.714	2:05.484
164	1:19.939	2:03.297
109	1:21.257	2:04.044
144	1:29.991	2:06.505

LAP 6 @ 15:05:50.327

NO	BEHIND	LAP TIME
22		1:50.227
1	0.571	1:50.474
333	0.619	1:50.160
660	0.872	1:49.903
66	8.934	1:51.003
141	9.307	1:50.758
21	10.487	1:51.825
19	18.482	1:53.279
96	18.591	1:53.061
410	18.847	1:52.820
27	23.336	1:55.031
33	29.693	2:04.622
69	29.999	1:54.783
52	30.445	1:55.266
12	48.438	1:59.788
4	48.741	1:56.877
81	48.978	1:57.653
115	49.069	1:56.527
73	53.829	1:55.733
77	53.949	1:58.837
30	57.362	1:59.985
217	1:04.409	2:01.256
55	1:05.350	2:01.705
7	1:05.444	1:59.221
11	1:19.666	2:02.126
162	1:26.194	2:02.625
109	1:37.635	2:06.605
164	1:38.030	2:08.318
113	1:38.511	2:09.024
144	1:47.156	2:07.392

LAP 7 @ 15:07:40.888

NO	BEHIND	LAP TIME
1		1:49.990
22	0.280	1:50.841
333	0.595	1:50.537
660	1.059	1:50.748
66	9.790	1:51.417
141	9.944	1:51.198
21	12.102	1:52.176
96	20.731	1:52.701
19	21.012	1:53.091
410	22.022	1:53.736
27	27.894	1:55.119
69	33.978	1:54.540
52	34.599	1:54.715
33	38.186	1:59.054
4	56.247	1:58.067
115	56.708	1:58.200
12	56.887	1:59.010
81	57.269	1:58.852
73	57.972	1:54.704
77	1:01.651	1:58.263
30	1:07.974	2:01.173
217	1:12.790	1:58.942
7	1:13.063	1:58.180
55	1:13.943	1:59.154
11	1:29.891	2:00.786
162	1:39.032	2:03.399

LAP 8 @ 15:09:30.957

NO	BEHIND	LAP TIME
333		1:49.474
1	0.087	1:50.156
22	0.271	1:50.060
660	1.727	1:50.737
109	1 Lap	2:04.870
113	1 Lap	2:04.341
164	1 Lap	2:04.991
141	11.610	1:51.735
66	11.634	1:51.913
144	1 Lap	2:07.861
21	14.915	1:52.882
96	22.427	1:51.765
19	23.623	1:52.680
27	33.692	1:55.867
52	38.821	1:54.291
69	38.918	1:55.009
33	44.138	1:56.021
115	1:02.901	1:56.262
4	1:03.249	1:57.071
73	1:04.702	1:56.799
12	1:04.747	1:57.929
81	1:04.824	1:57.624
77	1:11.796	2:00.214
30	1:19.270	2:01.365
55	1:22.899	1:59.025
7	1:22.965	1:59.971
217	1:23.483	2:00.762
11	1:40.160	2:00.338
162	1:51.066	2:02.103

Weather / Track : Sunny / Dry

Oulton Park International: 2.6920 miles
Date: 04/04/2025 Start: 14:54 Finish: 15:09

BMCRC-MRO Championships 2025 - Rnd 2 @ Oulton Park Int

MRO Minitwins & Rookie Minitwins

RACE 5 - POSITION CHART

No	Name	Lap / Pos	1	2	3	4	5	6	7	8
333	LINDEMANN	1	22	22	22	22	22	22	1	333
660	HARRIS	2	333	333	333	1	1	1	22	1
22	DOWDS	3	1	1	1	333	333	333	333	22
21	FINNIS	4	660	660	660	660	660	660	660	660
1	TWYFORD	5	66	66	66	66	66	66	66	141
66	DUCRAN	6	21	21	21	21	141	141	141	66
141	HARRIS	7	141	141	141	141	21	21	21	21
19	LILLEY	8	410	33	33	33	33	19	96	96
410	GUILLERY	9	33	410	410	19	19	96	19	19
73	SIMS	10	19	19	96	410	96	410	410	27
27	BETTIS	11	96	96	19	96	410	27	27	52
33	COSTIN	12	27	27	27	27	27	33	69	69
96	HOWARTH	13	52	52	52	52	52	69	52	33
69	GRIFFITHS	14	69	69	69	69	69	52	33	115
52	EGGINTON	15	30	30	140	140	140	12	4	4
30	LUFF	16	511	12	30	12	12	4	115	73
81	MAY	17	77	140	12	30	81	81	12	12
77	CRISP	18	12	511	81	81	4	115	81	81
140	SALES	19	140	81	115	115	115	73	73	77
511	BARRETT	20	81	77	77	4	77	77	77	30
115	MAHER	21	55	115	4	77	30	30	30	55
12	TAYLOR	22	115	4	511	55	73	217	217	7
55	MANSON-CHUBB	23	4	55	55	217	217	55	7	217
117	ROSSI	24	217	217	217	73	55	7	55	11
217	SIGGINS	25	369	369	7	7	7	11	11	162
4	KILLWORTH	26	117	7	73	11	11	162	162	
7	LECOQ	27	7	117	11	162	162	109	109	
11	OSBORNE	28	109	73	113	113	119	164	113	
369	LINDSAY	29	113	113	162	119	113	113	164	
109	PARSONS	30	162	11	119	164	164	144	144	
162	PRIESTLEY	31	11	162	109	109	109			
113	ROODT	32	119	109	164	144	144			
144	LATIMER	33	164	119	*117*					
164	FEARNLEY	34	73	164	144					
119	HEALEY	35	144	144						

Weather / Track : Sunny / Dry

Oulton Park International: 2.6920 miles
Date: 04/04/2025 Start: 14:54 Finish: 15:09

Results can be found at www.tsl-timing.com

Printed - 15:13 Friday, 04 April 2025

BMCRC-MRO Championships 2025 - Rnd 2 @ Oulton Park Int

MRO Minitwins & Rookie Minitwins

RACE 5 - SECTOR ANALYSIS

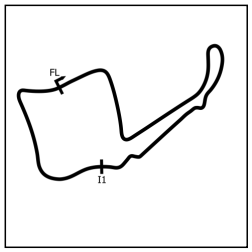

SECTOR 1 = FL to I1, SECTOR 2 = I1 to FL, DIFF = Difference To Personal Best Lap, P = Crossed Finish Line in Pit Lane, D = Time Disallowed

P1 333 David LINDEMANN Suzuki SV650 - Giraffe Decorators

IDEAL LAP TIME : 1:49.172 BEST LAP TIME : 1:49.474 DIFFERENCE : 0.302

LAP	SECTOR 1	SECTOR 2	LAP TIME	MPH	DIFF	TIME OF DAY
1 -		30.350	1:54.266	84.81	4.792	14:56:40.843
2 -	1:19.206	30.517	1:49.723 (2)	88.32	0.249	14:58:30.566
3 -	1:19.602	30.439	1:50.041	88.06	0.567	15:00:20.607
4 -	1:19.930	30.359	1:50.289	87.87	0.815	15:02:10.896
5 -	1:19.800	***30.090***	1:49.890 (3)	88.19	0.416	15:04:00.786
6 -	1:19.611	30.549	1:50.160	87.97	0.686	15:05:50.946
7 -	1:20.327	30.210	1:50.537	87.67	1.063	15:07:41.483
8 -	***1:19.082***	30.392	***1:49.474 (1)***	***88.52***		***15:09:30.957***

P2 1 David TWYFORD Suzuki SV650 K2 - IMP Racing, MHP, Chris Cowan

IDEAL LAP TIME : 1:49.516 BEST LAP TIME : 1:49.682 DIFFERENCE : 0.166

LAP	SECTOR 1	SECTOR 2	LAP TIME	MPH	DIFF	TIME OF DAY
1 -		30.266	1:54.332	84.76	4.650	14:56:40.909
2 -	1:19.638	30.134	1:49.772 (2)	88.28	0.090	14:58:30.681
3 -	1:19.820	30.155	1:49.975 (3)	88.12	0.293	15:00:20.656
4 -	1:19.548	30.538	1:50.086	88.03	0.404	15:02:10.742
5 -	1:19.670	***30.012***	***1:49.682 (1)***	***88.35***		***15:04:00.424***
6 -	1:19.765	30.709	1:50.474	87.72	0.792	15:05:50.898
7 -	1:19.751	30.239	1:49.990	88.11	0.308	15:07:40.888
8 -	***1:19.504***	30.652	1:50.156	87.97	0.474	15:09:31.044

P3 22 Darren DOWDS Suzuki SV 650 - sublime dsg Ltd

IDEAL LAP TIME : 1:49.526 BEST LAP TIME : 1:49.670 DIFFERENCE : 0.144

LAP	SECTOR 1	SECTOR 2	LAP TIME	MPH	DIFF	TIME OF DAY
1 -		***30.119***	1:53.688	85.24	4.018	14:56:40.265
2 -	1:19.416	30.573	1:49.989 (2)	88.11	0.319	14:58:30.254
3 -	1:19.592	30.448	1:50.040 (3)	88.07	0.370	15:00:20.294
4 -	1:19.693	30.443	1:50.136	87.99	0.466	15:02:10.430
5 -	***1:19.407***	30.263	***1:49.670 (1)***	***88.36***		***15:04:00.100***
6 -	1:20.003	30.224	1:50.227	87.92	0.557	15:05:50.327
7 -	1:20.631	30.210	1:50.841	87.43	1.171	15:07:41.168
8 -	1:19.551	30.509	1:50.060	88.05	0.390	15:09:31.228

P4 660 Ronnie HARRIS Suzuki SV650 -

IDEAL LAP TIME : 1:49.708 BEST LAP TIME : 1:49.708 DIFFERENCE : 0.000

LAP	SECTOR 1	SECTOR 2	LAP TIME	MPH	DIFF	TIME OF DAY
1 -		30.333	1:55.159	84.15	5.451	14:56:41.736
2 -	1:19.766	30.324	1:50.090	88.03	0.382	14:58:31.826
3 -	1:19.482	30.290	1:49.772 (2)	88.28	0.064	15:00:21.598
4 -	1:19.663	30.327	1:49.990	88.11	0.282	15:02:11.588
5 -	***1:19.429***	***30.279***	***1:49.708 (1)***	***88.33***		***15:04:01.296***
6 -	1:19.489	30.414	1:49.903 (3)	88.18	0.195	15:05:51.199
7 -	1:20.295	30.453	1:50.748	87.50	1.040	15:07:41.947
8 -	1:19.743	30.994	1:50.737	87.51	1.029	15:09:32.684

P5 141 Bill HARRIS Suzuki SV650 -

IDEAL LAP TIME : 1:50.496 BEST LAP TIME : 1:50.758 DIFFERENCE : 0.262

LAP	SECTOR 1	SECTOR 2	LAP TIME	MPH	DIFF	TIME OF DAY
1 -		***30.468***	1:57.118	82.74	6.360	14:56:43.695
2 -	1:20.570	30.581	1:51.151 (3)	87.19	0.393	14:58:34.846
3 -	1:20.688	30.682	1:51.370	87.01	0.612	15:00:26.216
4 -	1:20.916	30.704	1:51.620	86.82	0.862	15:02:17.836
5 -	1:20.566	30.474	1:51.040 (2)	87.27	0.282	15:04:08.876
6 -	***1:20.028***	30.730	***1:50.758 (1)***	***87.49***		***15:05:59.634***
7 -	1:20.702	30.496	1:51.198	87.15	0.440	15:07:50.832
8 -	1:20.578	31.157	1:51.735	86.73	0.977	15:09:42.567

Weather / Track : Sunny / Dry

Oulton Park International: 2.6920 miles
Date: 04/04/2025 Start: 14:54 Finish: 15:09

BMCRC-MRO Championships 2025 - Rnd 2 @ Oulton Park Int

MRO Minitwins & Rookie Minitwins

RACE 5 - SECTOR ANALYSIS

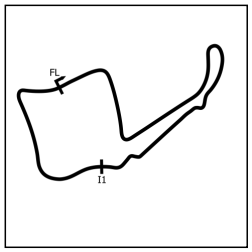

SECTOR 1 = FL to I1, SECTOR 2 = I1 to FL, DIFF = Difference To Personal Best Lap, P = Crossed Finish Line in Pit Lane, D = Time Disallowed

P6 66 Mitch DUCRAN Suzuki SV650 - JP Haulage

IDEAL LAP TIME : 1:50.754 BEST LAP TIME : 1:51.003 DIFFERENCE : 0.249

LAP	SECTOR 1	SECTOR 2	LAP TIME	MPH	DIFF	TIME OF DAY
1 -		30.736	1:56.421	83.24	5.418	14:56:42.998
2 -	1:20.431	30.795	1:51.226 (2)	87.13	0.223	14:58:34.224
3 -	1:20.570	30.817	1:51.387	87.00	0.384	15:00:25.611
4 -	1:20.719	30.580	1:51.299 (3)	87.07	0.296	15:02:16.910
5 -	1:20.839	***30.509***	1:51.348	87.03	0.345	15:04:08.258
6 -	***1:20.245***	30.758	***1:51.003 (1)***	***87.30***		***15:05:59.261***
7 -	1:20.799	30.618	1:51.417	86.98	0.414	15:07:50.678
8 -	1:20.619	31.294	1:51.913	86.59	0.910	15:09:42.591

P7 21 Toby FINNIS Suzuki SV650 - Tey Farm, Harlow AG, Sublime Dsg Ltd

IDEAL LAP TIME : 1:51.160 BEST LAP TIME : 1:51.342 DIFFERENCE : 0.182

LAP	SECTOR 1	SECTOR 2	LAP TIME	MPH	DIFF	TIME OF DAY
1 -		30.883	1:56.671	83.06	5.329	14:56:43.248
2 -	***1:20.486***	30.856	***1:51.342 (1)***	***87.04***		***14:58:34.590***
3 -	1:20.638	30.717	1:51.355 (2)	87.03	0.013	15:00:25.945
4 -	1:20.936	***30.674***	1:51.610	86.83	0.268	15:02:17.555
5 -	1:20.627	30.807	1:51.434 (3)	86.96	0.092	15:04:08.989
6 -	1:21.112	30.713	1:51.825	86.66	0.483	15:06:00.814
7 -	1:21.157	31.019	1:52.176	86.39	0.834	15:07:52.990
8 -	1:21.742	31.140	1:52.882	85.85	1.540	15:09:45.872

P8 96 RMT William HOWARTH Suzuki SV650 -

IDEAL LAP TIME : 1:51.536 BEST LAP TIME : 1:51.765 DIFFERENCE : 0.229

LAP	SECTOR 1	SECTOR 2	LAP TIME	MPH	DIFF	TIME OF DAY
1 -		31.000	1:59.116	81.36	7.351	14:56:45.693
2 -	1:21.657	***30.863***	1:52.520	86.12	0.755	14:58:38.213
3 -	1:21.366	30.968	1:52.334 (3)	86.27	0.569	15:00:30.547
4 -	1:22.123	30.972	1:53.095	85.69	1.330	15:02:23.642
5 -	1:21.131	31.084	1:52.215 (2)	86.36	0.450	15:04:15.857
6 -	1:21.726	31.335	1:53.061	85.71	1.296	15:06:08.918
7 -	1:21.762	30.939	1:52.701	85.99	0.936	15:08:01.619
8 -	***1:20.673***	31.092	***1:51.765 (1)***	***86.71***		***15:09:53.384***

P9 19 Kevin LILLEY Suzuki SV650 - Trafalgar Cleaning Eqpt. / Steve Jordan Motorcy

IDEAL LAP TIME : 1:51.809 BEST LAP TIME : 1:52.307 DIFFERENCE : 0.498

LAP	SECTOR 1	SECTOR 2	LAP TIME	MPH	DIFF	TIME OF DAY
1 -		***30.708***	1:58.532	81.76	6.225	14:56:45.109
2 -	1:21.767	31.229	1:52.996	85.76	0.689	14:58:38.105
3 -	1:21.882	30.827	1:52.709	85.98	0.402	15:00:30.814
4 -	1:21.484	30.823	***1:52.307 (1)***	***86.29***		***15:02:23.121***
5 -	1:21.501	30.908	1:52.409 (2)	86.21	0.102	15:04:15.530
6 -	1:21.995	31.284	1:53.279	85.55	0.972	15:06:08.809
7 -	1:22.308	30.783	1:53.091	85.69	0.784	15:08:01.900
8 -	***1:21.101***	31.579	1:52.680 (3)	86.00	0.373	15:09:54.580

P10 27 Jack BETTIS Suzuki SV 650 - NB Toolmaking, Lewis Allen Lettings & Property

IDEAL LAP TIME : 1:52.288 BEST LAP TIME : 1:52.408 DIFFERENCE : 0.120

LAP	SECTOR 1	SECTOR 2	LAP TIME	MPH	DIFF	TIME OF DAY
1 -		31.101	1:59.920	80.81	7.512	14:56:46.497
2 -	***1:21.277***	31.131	***1:52.408 (1)***	***86.21***		***14:58:38.905***
3 -	1:21.550	31.171	1:52.721 (2)	85.97	0.313	15:00:31.626
4 -	1:22.116	***31.011***	1:53.127 (3)	85.66	0.719	15:02:24.753
5 -	1:22.429	31.450	1:53.879	85.10	1.471	15:04:18.632
6 -	1:23.174	31.857	1:55.031	84.24	2.623	15:06:13.663
7 -	1:22.949	32.170	1:55.119	84.18	2.711	15:08:08.782
8 -	1:23.820	32.047	1:55.867	83.64	3.459	15:10:04.649

Weather / Track : Sunny / Dry

Oulton Park International: 2.6920 miles
Date: 04/04/2025 Start: 14:54 Finish: 15:09

BMCRC-MRO Championships 2025 - Rnd 2 @ Oulton Park Int

MRO Minitwins & Rookie Minitwins

RACE 5 - SECTOR ANALYSIS

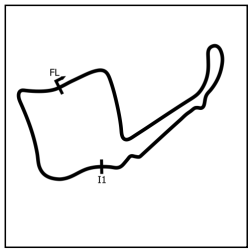

SECTOR 1 = FL to I1, SECTOR 2 = I1 to FL, DIFF = Difference To Personal Best Lap, P = Crossed Finish Line in Pit Lane, D = Time Disallowed

P11 52 James EGGINTON — Suzuki SV650 - Advance Computer Services - www.ACS.co.uk

IDEAL LAP TIME : 1:54.016 BEST LAP TIME : 1:54.016 DIFFERENCE : 0.000

LAP	SECTOR 1	SECTOR 2	LAP TIME	MPH	DIFF	TIME OF DAY
1 -		31.557	2:00.651	80.32	6.635	14:56:47.228
2 -	1:22.918	31.693	1:54.611 (3)	84.55	0.595	14:58:41.839
3 -	1:22.887	31.763	1:54.650	84.52	0.634	15:00:36.489
4 -	1:23.407	31.594	1:55.001	84.27	0.985	15:02:31.490
5 -	***1:22.546***	***31.470***	***1:54.016 (1)***	***84.99***		***15:04:25.506***
6 -	1:23.423	31.843	1:55.266	84.07	1.250	15:06:20.772
7 -	1:23.173	31.542	1:54.715	84.48	0.699	15:08:15.487
8 -	1:22.552	31.739	1:54.291 (2)	84.79	0.275	15:10:09.778

P12 69 Jack GRIFFITHS — Suzuki SV650 - Joe's Carpets, ATP Racing

IDEAL LAP TIME : 1:53.356 BEST LAP TIME : 1:53.399 DIFFERENCE : 0.043

LAP	SECTOR 1	SECTOR 2	LAP TIME	MPH	DIFF	TIME OF DAY
1 -		31.965	2:02.743	78.95	9.344	14:56:49.320
2 -	1:23.386	31.791	1:55.177	84.14	1.778	14:58:44.497
3 -	1:22.541	31.300	1:53.841 (3)	85.13	0.442	15:00:38.338
4 -	***1:22.224***	31.175	***1:53.399 (1)***	***85.46***		***15:02:31.737***
5 -	1:22.674	***31.132***	1:53.806 (2)	85.15	0.407	15:04:25.543
6 -	1:23.144	31.639	1:54.783	84.43	1.384	15:06:20.326
7 -	1:23.013	31.527	1:54.540	84.61	1.141	15:08:14.866
8 -	1:22.950	32.059	1:55.009	84.26	1.610	15:10:09.875

P13 33 Steve COSTIN — Suzuki SV650 - ATP Motorsport / A&R Racing / Sublime dsg

IDEAL LAP TIME : 1:51.897 BEST LAP TIME : 1:52.165 DIFFERENCE : 0.268

LAP	SECTOR 1	SECTOR 2	LAP TIME	MPH	DIFF	TIME OF DAY
1 -		***30.794***	1:58.138	82.03	5.973	14:56:44.715
2 -	1:21.497	31.043	1:52.540 (2)	86.11	0.375	14:58:37.255
3 -	***1:21.103***	31.062	***1:52.165 (1)***	***86.40***		***15:00:29.420***
4 -	1:21.990	31.168	1:53.158	85.64	0.993	15:02:22.578
5 -	1:21.455	31.365	1:52.820 (3)	85.90	0.655	15:04:15.398
6 -	1:33.009	31.613	2:04.622	77.76	12.457	15:06:20.020
7 -	1:27.436	31.618	1:59.054	81.40	6.889	15:08:19.074
8 -	1:23.386	32.635	1:56.021	83.53	3.856	15:10:15.095

P14 115 Brian MAHER — Suzuki SV650 - Spraytech /Espresso Solutions

IDEAL LAP TIME : 1:56.184 BEST LAP TIME : 1:56.262 DIFFERENCE : 0.078

LAP	SECTOR 1	SECTOR 2	LAP TIME	MPH	DIFF	TIME OF DAY
1 -		32.511	2:06.435	76.65	10.173	14:56:53.012
2 -	1:24.685	32.574	1:57.259 (3)	82.64	0.997	14:58:50.271
3 -	1:24.994	32.332	1:57.326	82.60	1.064	15:00:47.597
4 -	1:25.532	31.938	1:57.470	82.50	1.208	15:02:45.067
5 -	1:25.901	***31.901***	1:57.802	82.26	1.540	15:04:42.869
6 -	1:24.284	32.243	1:56.527 (2)	83.16	0.265	15:06:39.396
7 -	1:25.943	32.257	1:58.200	81.99	1.938	15:08:37.596
8 -	***1:24.283***	31.979	***1:56.262 (1)***	***83.35***		***15:10:33.858***

P15 4 Hayden KILLWORTH — Suzuki SV650 - Amy - Helmet City - GreenplantUK

IDEAL LAP TIME : 1:56.131 BEST LAP TIME : 1:56.407 DIFFERENCE : 0.276

LAP	SECTOR 1	SECTOR 2	LAP TIME	MPH	DIFF	TIME OF DAY
1 -		32.120	2:07.178	76.20	10.771	14:56:53.755
2 -	1:25.629	32.042	1:57.671	82.35	1.264	14:58:51.426
3 -	1:24.629	32.139	1:56.768 (2)	82.99	0.361	15:00:48.194
4 -	1:25.699	***31.891***	1:57.590	82.41	1.183	15:02:45.784
5 -	1:24.346	32.061	***1:56.407 (1)***	***83.25***		***15:04:42.191***
6 -	***1:24.240***	32.637	1:56.877 (3)	82.91	0.470	15:06:39.068
7 -	1:25.811	32.256	1:58.067	82.08	1.660	15:08:37.135
8 -	1:24.494	32.577	1:57.071	82.78	0.664	15:10:34.206

Weather / Track : Sunny / Dry

Oulton Park International: 2.6920 miles
Date: 04/04/2025 Start: 14:54 Finish: 15:09

BMCRC-MRO Championships 2025 - Rnd 2 @ Oulton Park Int

MRO Minitwins & Rookie Minitwins

RACE 5 - SECTOR ANALYSIS

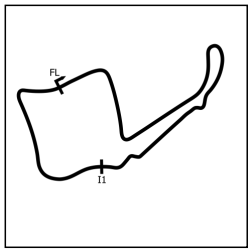

SECTOR 1 = FL to I1, SECTOR 2 = I1 to FL, DIFF = Difference To Personal Best Lap, P = Crossed Finish Line in Pit Lane, D = Time Disallowed

P16 73 Ollie SIMS Suzuki SV650 - Motorbodies Weston ltd

IDEAL LAP TIME : 1:54.146 BEST LAP TIME : 1:54.598 DIFFERENCE : 0.452

LAP	SECTOR 1	SECTOR 2	LAP TIME	MPH	DIFF	TIME OF DAY
1 -		32.029	2:16.287	71.10	21.689	14:57:02.864
2 -	1:26.615	33.290	1:59.905	80.82	5.307	14:59:02.769
3 -	***1:22.879***	31.719	***1:54.598 (1)***	***84.56***		***15:00:57.367***
4 -	1:24.277	31.964	1:56.241	83.37	1.643	15:02:53.608
5 -	1:23.548	***31.267***	1:54.815 (3)	84.40	0.217	15:04:48.423
6 -	1:23.427	32.306	1:55.733	83.73	1.135	15:06:44.156
7 -	1:23.296	31.408	1:54.704 (2)	84.48	0.106	15:08:38.860
8 -	1:24.319	32.480	1:56.799	82.97	2.201	15:10:35.659

P17 12 Russell TAYLOR Suzuki SV650 -

IDEAL LAP TIME : 1:56.313 BEST LAP TIME : 1:56.358 DIFFERENCE : 0.045

LAP	SECTOR 1	SECTOR 2	LAP TIME	MPH	DIFF	TIME OF DAY
1 -		***31.999***	2:04.122	78.07	7.764	14:56:50.699
2 -	1:25.727	32.554	1:58.281	81.93	1.923	14:58:48.980
3 -	1:24.706	32.400	1:57.106 (3)	82.75	0.748	15:00:46.086
4 -	***1:24.314***	32.044	***1:56.358 (1)***	***83.28***		***15:02:42.444***
5 -	1:24.493	32.040	1:56.533 (2)	83.16	0.175	15:04:38.977
6 -	1:26.455	33.333	1:59.788	80.90	3.430	15:06:38.765
7 -	1:26.232	32.778	1:59.010	81.43	2.652	15:08:37.775
8 -	1:24.937	32.992	1:57.929	82.17	1.571	15:10:35.704

P18 81 Malvern MAY Suzuki SV650 - IMP racing

IDEAL LAP TIME : 1:56.480 BEST LAP TIME : 1:56.695 DIFFERENCE : 0.215

LAP	SECTOR 1	SECTOR 2	LAP TIME	MPH	DIFF	TIME OF DAY
1 -		***31.933***	2:04.575	77.79	7.880	14:56:51.152
2 -	1:26.159	32.397	1:58.556	81.74	1.861	14:58:49.708
3 -	***1:24.547***	32.148	***1:56.695 (1)***	***83.04***		***15:00:46.403***
4 -	1:25.777	32.452	1:58.229	81.97	1.534	15:02:44.632
5 -	1:25.079	31.941	1:57.020 (2)	82.81	0.325	15:04:41.652
6 -	1:25.130	32.523	1:57.653	82.37	0.958	15:06:39.305
7 -	1:26.565	32.287	1:58.852	81.54	2.157	15:08:38.157
8 -	1:24.856	32.768	1:57.624 (3)	82.39	0.929	15:10:35.781

P19 77 RMT Joshua CRISP Suzuki SV650 - JMC GUITARWORKS

IDEAL LAP TIME : 1:57.519 BEST LAP TIME : 1:57.640 DIFFERENCE : 0.121

LAP	SECTOR 1	SECTOR 2	LAP TIME	MPH	DIFF	TIME OF DAY
1 -		***32.403***	2:04.058	78.11	6.418	14:56:50.635
2 -	1:26.837	32.512	1:59.349	81.20	1.709	14:58:49.984
3 -	***1:25.116***	32.524	***1:57.640 (1)***	***82.38***		***15:00:47.624***
4 -	1:26.772	32.453	1:59.225	81.28	1.585	15:02:46.849
5 -	1:26.043	32.547	1:58.590 (3)	81.72	0.950	15:04:45.439
6 -	1:26.332	32.505	1:58.837	81.55	1.197	15:06:44.276
7 -	1:25.803	32.460	1:58.263 (2)	81.94	0.623	15:08:42.539
8 -	1:26.351	33.863	2:00.214	80.61	2.574	15:10:42.753

P20 30 David LUFF Suzuki SV 650 - ATP & Sarah O'Neill

IDEAL LAP TIME : 1:57.274 BEST LAP TIME : 1:57.572 DIFFERENCE : 0.298

LAP	SECTOR 1	SECTOR 2	LAP TIME	MPH	DIFF	TIME OF DAY
1 -		***32.083***	2:02.762	78.94	5.190	14:56:49.339
2 -	***1:25.191***	32.381	***1:57.572 (1)***	***82.42***		***14:58:46.911***
3 -	1:26.459	32.672	1:59.131 (3)	81.34	1.559	15:00:46.042
4 -	1:25.894	32.461	1:58.355 (2)	81.88	0.783	15:02:44.397
5 -	1:29.992	33.315	2:03.307	78.59	5.735	15:04:47.704
6 -	1:27.087	32.898	1:59.985	80.77	2.413	15:06:47.689
7 -	1:27.737	33.436	2:01.173	79.97	3.601	15:08:48.862
8 -	1:27.324	34.041	2:01.365	79.85	3.793	15:10:50.227

Weather / Track : Sunny / Dry

Oulton Park International: 2.6920 miles
Date: 04/04/2025 Start: 14:54 Finish: 15:09

BMCRC-MRO Championships 2025 - Rnd 2 @ Oulton Park Int

MRO Minitwins & Rookie Minitwins

RACE 5 - SECTOR ANALYSIS

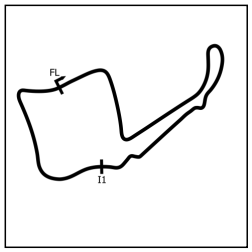

SECTOR 1 = FL to I1, SECTOR 2 = I1 to FL, DIFF = Difference To Personal Best Lap, P = Crossed Finish Line in Pit Lane, D = Time Disallowed

P21 55 Magnus MANSON-CHUBB Suzuki SV650 -

IDEAL LAP TIME : 1:58.409 BEST LAP TIME : 1:58.864 DIFFERENCE : 0.455

LAP	SECTOR 1	SECTOR 2	LAP TIME	MPH	DIFF	TIME OF DAY
1 -		32.819	2:06.326	76.71	7.462	14:56:52.903
2 -	1:26.102	32.762	***1:58.864 (1)***	***81.53***		***14:58:51.767***
3 -	1:26.287	33.037	1:59.324	81.21	0.460	15:00:51.091
4 -	1:27.988	33.413	2:01.401	79.82	2.537	15:02:52.492
5 -	1:27.803	33.677	2:01.480	79.77	2.616	15:04:53.972
6 -	1:28.600	33.105	2:01.705	79.62	2.841	15:06:55.677
7 -	1:26.416	***32.738***	1:59.154 (3)	81.33	0.290	15:08:54.831
8 -	***1:25.671***	33.354	1:59.025 (2)	81.42	0.161	15:10:53.856

P22 7 Esteban LECOQ Suzuki SV650 SK5 -

IDEAL LAP TIME : 1:57.912 BEST LAP TIME : 1:58.180 DIFFERENCE : 0.268

LAP	SECTOR 1	SECTOR 2	LAP TIME	MPH	DIFF	TIME OF DAY
1 -		33.337	2:11.599	73.64	13.419	14:56:58.176
2 -	***1:25.654***	32.990	1:58.644 (2)	81.68	0.464	14:58:56.820
3 -	1:26.837	33.009	1:59.846	80.86	1.666	15:00:56.666
4 -	1:26.468	33.250	1:59.718	80.95	1.538	15:02:56.384
5 -	1:27.324	32.842	2:00.166	80.64	1.986	15:04:56.550
6 -	1:26.436	32.785	1:59.221 (3)	81.28	1.041	15:06:55.771
7 -	1:25.922	***32.258***	***1:58.180 (1)***	***82.00***		***15:08:53.951***
8 -	1:26.676	33.295	1:59.971	80.78	1.791	15:10:53.922

P23 217 RMT Martin SIGGINS Suzuki SV650 - Siggins Property Services

IDEAL LAP TIME : 1:58.643 BEST LAP TIME : 1:58.790 DIFFERENCE : 0.147

LAP	SECTOR 1	SECTOR 2	LAP TIME	MPH	DIFF	TIME OF DAY
1 -		32.599	2:07.540	75.98	8.750	14:56:54.117
2 -	***1:26.430***	32.360	***1:58.790 (1)***	***81.58***		***14:58:52.907***
3 -	1:27.112	32.620	1:59.732 (3)	80.94	0.942	15:00:52.639
4 -	1:28.128	32.810	2:00.938	80.13	2.148	15:02:53.577
5 -	1:27.471	32.432	1:59.903	80.82	1.113	15:04:53.480
6 -	1:28.886	32.370	2:01.256	79.92	2.466	15:06:54.736
7 -	1:26.729	***32.213***	1:58.942 (2)	81.47	0.152	15:08:53.678
8 -	1:27.713	33.049	2:00.762	80.25	1.972	15:10:54.440

P24 11 Mark OSBORNE Suzuki SV650 -

IDEAL LAP TIME : 2:00.082 BEST LAP TIME : 2:00.338 DIFFERENCE : 0.256

LAP	SECTOR 1	SECTOR 2	LAP TIME	MPH	DIFF	TIME OF DAY
1 -		33.889	2:13.844	72.40	13.506	14:57:00.421
2 -	1:30.172	33.865	2:04.037	78.13	3.699	14:59:04.458
3 -	1:27.723	33.728	2:01.451	79.79	1.113	15:01:05.909
4 -	1:27.402	33.529	2:00.931 (3)	80.13	0.593	15:03:06.840
5 -	1:27.542	33.485	2:01.027	80.07	0.689	15:05:07.867
6 -	1:28.762	33.364	2:02.126	79.35	1.788	15:07:09.993
7 -	1:27.623	***33.163***	2:00.786 (2)	80.23	0.448	15:09:10.779
8 -	***1:26.919***	33.419	***2:00.338 (1)***	***80.53***		***15:11:11.117***

P25 162 Max PRIESTLEY Suzuki SV650 -

IDEAL LAP TIME : 2:01.024 BEST LAP TIME : 2:01.790 DIFFERENCE : 0.766

LAP	SECTOR 1	SECTOR 2	LAP TIME	MPH	DIFF	TIME OF DAY
1 -		33.826	2:13.531	72.57	11.741	14:57:00.108
2 -	1:31.437	34.065	2:05.502	77.22	3.712	14:59:05.610
3 -	1:29.549	33.952	2:03.501	78.47	1.711	15:01:09.111
4 -	1:28.802	***32.988***	***2:01.790 (1)***	***79.57***		***15:03:10.901***
5 -	1:28.936	34.059	2:02.995	78.79	1.205	15:05:13.896
6 -	1:28.941	33.684	2:02.625 (3)	79.03	0.835	15:07:16.521
7 -	1:29.422	33.977	2:03.399	78.53	1.609	15:09:19.920
8 -	***1:28.036***	34.067	2:02.103 (2)	79.36	0.313	15:11:22.023

Weather / Track : Sunny / Dry

Oulton Park International: 2.6920 miles
Date: 04/04/2025 Start: 14:54 Finish: 15:09

BMCRC-MRO Championships 2025 - Rnd 2 @ Oulton Park Int

MRO Minitwins & Rookie Minitwins

RACE 5 - SECTOR ANALYSIS

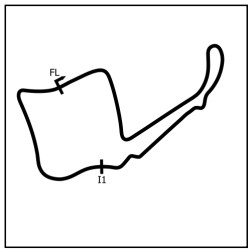

SECTOR 1 = FL to I1, SECTOR 2 = I1 to FL, DIFF = Difference To Personal Best Lap, P = Crossed Finish Line in Pit Lane, D = Time Disallowed

P26 109 RMT Logan PARSONS Suzuki SV650 - Logan Voiceover

IDEAL LAP TIME : 2:03.898 BEST LAP TIME : 2:04.044 DIFFERENCE : 0.146

LAP	SECTOR 1	SECTOR 2	LAP TIME	MPH	DIFF	TIME OF DAY
1 -		***33.904***	2:12.979	72.87	8.935	14:56:59.556
2 -	1:31.724	34.714	2:06.438	76.64	2.394	14:59:05.994
3 -	1:31.617	34.473	2:06.090	76.86	2.046	15:01:12.084
4 -	1:30.825	34.404	2:05.229 **(3)**	77.38	1.185	15:03:17.313
5 -	***1:29.994***	34.050	***2:04.044*** **(1)**	***78.12***		***15:05:21.357***
6 -	1:32.672	33.933	2:06.605	76.54	2.561	15:07:27.962
7 -	1:30.359	34.511	2:04.870 **(2)**	77.61	0.826	15:09:32.832

P27 113 RMT Phil ROODT Suzuki SV650 - Carter Thorne Carpets and flooring 2018 ltd

IDEAL LAP TIME : 2:03.532 BEST LAP TIME : 2:03.844 DIFFERENCE : 0.312

LAP	SECTOR 1	SECTOR 2	LAP TIME	MPH	DIFF	TIME OF DAY
1 -		33.924	2:13.254	72.72	9.410	14:56:59.831
2 -	***1:29.619***	34.225	***2:03.844*** **(1)**	***78.25***		***14:59:03.675***
3 -	1:30.766	34.168	2:04.934 **(3)**	77.57	1.090	15:01:08.609
4 -	1:30.949	34.772	2:05.721	77.08	1.877	15:03:14.330
5 -	1:30.900	34.584	2:05.484	77.23	1.640	15:05:19.814
6 -	1:35.111	***33.913***	2:09.024	75.11	5.180	15:07:28.838
7 -	1:29.735	34.606	2:04.341 **(2)**	77.94	0.497	15:09:33.179

P28 164 RMT Adam FEARNLEY Suzuki SV650 -

IDEAL LAP TIME : 2:02.985 BEST LAP TIME : 2:03.297 DIFFERENCE : 0.312

LAP	SECTOR 1	SECTOR 2	LAP TIME	MPH	DIFF	TIME OF DAY
1 -		34.385	2:15.911	71.30	12.614	14:57:02.488
2 -	1:30.275	34.388	2:04.663 **(3)**	77.74	1.366	14:59:07.151
3 -	1:30.731	34.802	2:05.533	77.20	2.236	15:01:12.684
4 -	1:30.061	***33.997***	2:04.058 **(2)**	78.11	0.761	15:03:16.742
5 -	***1:28.988***	34.309	***2:03.297*** **(1)**	***78.60***		***15:05:20.039***
6 -	1:33.388	34.930	2:08.318	75.52	5.021	15:07:28.357
7 -	1:30.399	34.592	2:04.991	77.53	1.694	15:09:33.348

P29 144 Stewart LATIMER Suzuki SV650 - Fat Bloke Racing RR

IDEAL LAP TIME : 2:05.690 BEST LAP TIME : 2:05.900 DIFFERENCE : 0.210

LAP	SECTOR 1	SECTOR 2	LAP TIME	MPH	DIFF	TIME OF DAY
1 -		***34.722***	2:16.813	70.83	10.913	14:57:03.390
2 -	***1:30.968***	34.932	***2:05.900*** **(1)**	***76.97***		***14:59:09.290***
3 -	1:32.107	35.144	2:07.251	76.15	1.351	15:01:16.541
4 -	1:32.133	34.912	2:07.045 **(3)**	76.28	1.145	15:03:23.586
5 -	1:31.509	34.996	2:06.505 **(2)**	76.60	0.605	15:05:30.091
6 -	1:32.558	34.834	2:07.392	76.07	1.492	15:07:37.483
7 -	1:32.740	35.121	2:07.861	75.79	1.961	15:09:45.344

P30 410 Noah GUILLERY Suzuki SV 650 - MDM-R/ ACT Systems/ Ultimate clean

IDEAL LAP TIME : 1:52.161 BEST LAP TIME : 1:52.783 DIFFERENCE : 0.622

LAP	SECTOR 1	SECTOR 2	LAP TIME	MPH	DIFF	TIME OF DAY
1 -		***30.728***	1:57.827	82.25	5.044	14:56:44.404
2 -	1:21.513	31.604	1:53.117	85.67	0.334	14:58:37.521
3 -	1:21.593	31.190	***1:52.783*** **(1)**	***85.92***		***15:00:30.304***
4 -	1:22.247	30.925	1:53.172	85.63	0.389	15:02:23.476
5 -	1:21.682	31.196	1:52.878 **(3)**	85.85	0.095	15:04:16.354
6 -	1:21.809	31.011	1:52.820 **(2)**	85.90	0.037	15:06:09.174
7 -	1:21.994	31.742	1:53.736	85.20	0.953	15:08:02.910

BMCRC-MRO Championships 2025 - Rnd 2 @ Oulton Park Int

MRO Minitwins & Rookie Minitwins

RACE 5 - SECTOR ANALYSIS

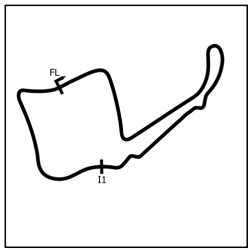

SECTOR 1 = FL to I1, SECTOR 2 = I1 to FL, DIFF = Difference To Personal Best Lap, P = Crossed Finish Line in Pit Lane, D = Time Disallowed

P31 140 Daniel SALES Suzuki SV650 - Team Freddie, Ron & Frankie

IDEAL LAP TIME : 1:55.646 BEST LAP TIME : 1:55.801 DIFFERENCE : 0.155

LAP	SECTOR 1	SECTOR 2	LAP TIME	MPH	DIFF	TIME OF DAY
1 -		32.003	2:04.306	77.96	8.505	14:56:50.883
2 -	1:26.000	32.207	1:58.207	81.98	2.406	14:58:49.090
3 -	1:24.360	32.145	1:56.505 (3)	83.18	0.704	15:00:45.595
4 -	***1:23.950***	31.851	***1:55.801 (1)***	***83.68***		***15:02:41.396***
5 -	1:24.338	***31.696***	1:56.034 (2)	83.52	0.233	15:04:37.430

P32 119 Simon HEALEY Suzuki SV650 - Popular Tyres Ltd / Pro Parts Ltd

IDEAL LAP TIME : 2:02.434 BEST LAP TIME : 2:03.264 DIFFERENCE : 0.830

LAP	SECTOR 1	SECTOR 2	LAP TIME	MPH	DIFF	TIME OF DAY
1 -		34.354	2:14.760	71.91	11.496	14:57:01.337
2 -	1:30.593	34.487	2:05.080	77.48	1.816	14:59:06.417
3 -	1:30.758	34.025	2:04.783 (3)	77.66	1.519	15:01:11.200
4 -	***1:28.736***	34.528	***2:03.264 (1)***	***78.62***		***15:03:14.464***
5 -	1:29.913	***33.698***	2:03.611 (2)	78.40	0.347	15:05:18.075

P33 511 William BARRETT Suzuki SV650 -

IDEAL LAP TIME : 1:58.126 BEST LAP TIME : 1:58.991 DIFFERENCE : 0.865

LAP	SECTOR 1	SECTOR 2	LAP TIME	MPH	DIFF	TIME OF DAY
1 -		***31.961***	2:03.894	78.22	4.903	14:56:50.471
2 -	***1:26.165***	32.826	***1:58.991 (1)***	***81.44***		***14:58:49.462***
3 -	1:26.349	33.206	1:59.555 (2)	81.06	0.564	15:00:49.017

P34 117 Daniel ROSSI Suzuki SV650 - DForce DRP Racing

IDEAL LAP TIME : 2:00.544 BEST LAP TIME : 2:01.287 DIFFERENCE : 0.743

LAP	SECTOR 1	SECTOR 2	LAP TIME	MPH	DIFF	TIME OF DAY
1 -		33.627	2:10.305	74.37	9.018	14:56:56.882
2 -	1:27.817	***33.470***	***2:01.287 (1)***	***79.90***		***14:58:58.169***
3 -	***1:27.074***	IN PIT	2:17.772 P	70.34	16.485	15:01:15.941

P35 369 RMT Merlin LINDSAY Suzuki SV650S -

IDEAL LAP TIME : 2:00.265 BEST LAP TIME : 2:00.479 DIFFERENCE : 0.214

LAP	SECTOR 1	SECTOR 2	LAP TIME	MPH	DIFF	TIME OF DAY
1 -		***33.224***	2:09.673	74.73	9.194	14:56:56.250
2 -	***1:27.041***	33.438	***2:00.479 (1)***	***80.43***		***14:58:56.729***

Weather / Track : Sunny / Dry

Oulton Park International: 2.6920 miles
Date: 04/04/2025 Start: 14:54 Finish: 15:09

BMCRC-MRO Championships 2025 - Rnd 2 @ Oulton Park Int

MRO Minitwins & Rookie Minitwins

RACE 5 - BEST SECTORS

	SECTOR 1		SECTOR 2	
POS	NO	TIME	NO	TIME
1	333	1:19.082	1	30.012
2	22	1:19.407	333	30.090
3	660	1:19.429	22	30.119
4	1	1:19.504	660	30.279
5	141	1:20.028	141	30.468
6	66	1:20.245	66	30.509
7	21	1:20.486	21	30.674
8	96	1:20.673	19	30.708
9	19	1:21.101	410	30.728
10	33	1:21.103	33	30.794
11	27	1:21.277	96	30.863
12	410	1:21.433	27	31.011
13	69	1:22.224	69	31.132
14	52	1:22.546	73	31.267
15	73	1:22.879	52	31.470
16	140	1:23.950	140	31.696
17	4	1:24.240	4	31.891
18	115	1:24.283	115	31.901
19	12	1:24.314	81	31.933
20	81	1:24.547	511	31.961
21	77	1:25.116	12	31.999
22	30	1:25.191	30	32.083
23	7	1:25.654	217	32.213
24	55	1:25.671	7	32.258
25	511	1:26.165	77	32.403
26	217	1:26.430	55	32.738
27	11	1:26.919	162	32.988
28	369	1:27.041	11	33.163
29	117	1:27.074	369	33.224
30	162	1:28.036	117	33.470
31	119	1:28.736	119	33.698
32	164	1:28.988	109	33.904
33	113	1:29.619	113	33.913
34	109	1:29.994	164	33.997
35	144	1:30.968	144	34.722

IDEAL / BEST COMPARISON

PERFECT LAP 1:49.094

POS	NO	NAME	IDEAL	BEST	DIFF
1	333	LINDEMANN	1:49.172	1:49.474	0.302
2	1	TWYFORD	1:49.516	1:49.682	0.166
3	22	DOWDS	1:49.526	1:49.670	0.144
4	660	HARRIS	1:49.708	1:49.708	0.000
5	141	HARRIS	1:50.496	1:50.758	0.262
6	66	DUCRAN	1:50.754	1:51.003	0.249
7	21	FINNIS	1:51.160	1:51.342	0.182
8	96	HOWARTH	1:51.536	1:51.765	0.229
9	19	LILLEY	1:51.809	1:52.307	0.498
10	33	COSTIN	1:51.897	1:52.165	0.268
11	410	GUILLERY	1:52.161	1:52.783	0.622
12	27	BETTIS	1:52.288	1:52.408	0.120
13	69	GRIFFITHS	1:53.356	1:53.399	0.043
14	52	EGGINTON	1:54.016	1:54.016	0.000
15	73	SIMS	1:54.146	1:54.598	0.452
16	140	SALES	1:55.646	1:55.801	0.155
17	4	KILLWORTH	1:56.131	1:56.407	0.276
18	115	MAHER	1:56.184	1:56.262	0.078
19	12	TAYLOR	1:56.313	1:56.358	0.045
20	81	MAY	1:56.480	1:56.695	0.215
21	30	LUFF	1:57.274	1:57.572	0.298
22	77	CRISP	1:57.519	1:57.640	0.121
23	7	LECOQ	1:57.912	1:58.180	0.268
24	511	BARRETT	1:58.126	1:58.991	0.865
25	55	MANSON-CHUBB	1:58.409	1:58.864	0.455
26	217	SIGGINS	1:58.643	1:58.790	0.147
27	11	OSBORNE	2:00.082	2:00.338	0.256
28	369	LINDSAY	2:00.265	2:00.479	0.214
29	117	ROSSI	2:00.544	2:01.287	0.743
30	162	PRIESTLEY	2:01.024	2:01.790	0.766
31	119	HEALEY	2:02.434	2:03.264	0.830
32	164	FEARNLEY	2:02.985	2:03.297	0.312
33	113	ROODT	2:03.532	2:03.844	0.312
34	109	PARSONS	2:03.898	2:04.044	0.146
35	144	LATIMER	2:05.690	2:05.900	0.210

Weather / Track : Sunny / Dry

Oulton Park International: 2.6920 miles
Date: 04/04/2025 Start: 14:54 Finish: 15:09

Results can be found at www.tsl-timing.com

Printed - 15:13 Friday, 04 April 2025

BMCRC-MRO Championships 2025 - Rnd 2 @ Oulton Park Int

MRO Minitwins & Rookie Minitwins

RACE 5 - STATISTICS

Competitors Started	35
Planned Start	2025-04-04 @ 15:00:00.000
Actual Start	2025-04-04 @ 14:54:46.577
Finish Time	2025-04-04 @ 15:09:30.956
Track Length	2.6920mi.
Total Laps	253
Total Distance Covered	681.0832mi.

Session Fastest Lap History

NO	CL	NAME	LAP TIME	TIME OF DAY	LAP	VEHICLE
22		**Darren DOWDS**	**1:49.989**	14:58:30.249	2	Suzuki SV 650
333		**David LINDEMANN**	**1:49.723**	14:58:30.581	2	Suzuki SV650
22		**Darren DOWDS**	**1:49.670**	15:04:00.096	5	Suzuki SV 650
333		**David LINDEMANN**	**1:49.474**	15:09:30.973	8	Suzuki SV650

Session Leader History

NO	CL	NAME	FROM LAP	LAPS LED	DISTANCE	VEHICLE
22		**Darren DOWDS**	1	6	16.15 miles	Suzuki SV 650
1		**David TWYFORD**	7	1	2.69 miles	Suzuki SV650 K2
333		**David LINDEMANN**	8	1	2.69 miles	Suzuki SV650

Flag History

TYPE	TIME OF DAY
GREEN	14:54:46.577
FINISH	15:09:30.956

Flag Statistics

TYPE	COUNT	TOTAL LAPS	TOTAL TIME
Green	1	8	17:08.866
Red	0	0	0.000
Safety Car	0	0	0.000
FCY	0	0	0.000

Weather / Track : Sunny / Dry

Oulton Park International: 2.6920 miles
Date: 04/04/2025 Start: 14:54 Finish: 15:09

BMCRC-MRO Championships 2025 - Rnd 2 @ Oulton Park Int

MRO Minitwins & Rookie Minitwins

RACE 5 - STATISTICS

CLASS : 28 Starters

Fastest Lap History

NO	NAME	LAP TIME	TIME OF DAY	LAP	VEHICLE
22	**Darren DOWDS**	**1:49.989**	14:58:30.249	2	Suzuki SV 650
333	**David LINDEMANN**	**1:49.723**	14:58:30.581	2	Suzuki SV650
22	**Darren DOWDS**	**1:49.670**	15:04:00.096	5	Suzuki SV 650
333	**David LINDEMANN**	**1:49.474**	15:09:30.973	8	Suzuki SV650

Leader History

NO	NAME	FROM LAP	LAPS LED	DISTANCE	VEHICLE
22	**Darren DOWDS**	1	6	16.15 miles	Suzuki SV 650
1	**David TWYFORD**	7	1	2.69 miles	Suzuki SV650 K2
333	**David LINDEMANN**	8	1	2.69 miles	Suzuki SV650

BMCRC-MRO Championships 2025 - Rnd 2 @ Oulton Park Int

MRO Minitwins & Rookie Minitwins

RACE 5 - STATISTICS

CLASS : RMT

7 Starters

Fastest Lap History

NO	NAME	LAP TIME	TIME OF DAY	LAP	VEHICLE
96	**William HOWARTH**	**1:52.520**	14:58:38.220	2	Suzuki SV650
96	**William HOWARTH**	**1:52.334**	15:00:30.553	3	Suzuki SV650
96	**William HOWARTH**	**1:52.215**	15:04:15.863	5	Suzuki SV650
96	**William HOWARTH**	**1:51.765**	15:09:53.390	8	Suzuki SV650

Leader History

NO	NAME	FROM LAP	LAPS LED	DISTANCE	VEHICLE
96	**William HOWARTH**	1	8	21.53 miles	Suzuki SV650

Weather / Track : Sunny / Dry

Oulton Park International: 2.6920 miles
Date: 04/04/2025 Start: 14:54 Finish: 15:09

BMCRC-MRO Championships 2025 - Rnd 2 @ Oulton Park Int

MRO Minitwins & Rookie Minitwins

RACE 5 - GRID (10 Laps)

MRO MINITWINS

BMCRC ROOKIE MINITWINS

ROW 13							37	195 Alex COOK
ROW 12	36	3 Oliver ARBON		35	144 Stewart LATIMER 2:05.900		34	109 Logan PARSONS 2:04.044
ROW 11			33	113 Phil ROODT 2:03.844		32	164 Adam FEARNLEY 2:03.297	31 119 Simon HEALEY 2:03.264
ROW 10	30	162 Max PRIESTLEY 2:01.790		29	117 Daniel ROSSI 2:01.287		28	369 Merlin LINDSAY 2:00.479
ROW 9			27	11 Mark OSBORNE 2:00.338		26	511 William BARRETT 1:58.991	25 55 Magnus MANSON-CHUBB 1:58.864
ROW 8	24	217 Martin SIGGINS 1:58.790		23	7 Esteban LECOQ 1:58.180		22	77 Joshua CRISP 1:57.640
ROW 7			21	30 David LUFF 1:57.572		20	81 Malvern MAY 1:56.695	19 4 Hayden KILLWORTH 1:56.407
ROW 6	18	12 Russell TAYLOR 1:56.358		17	115 Brian MAHER 1:56.262		16	140 Daniel SALES 1:55.801
ROW 5			15	73 Ollie SIMS 1:54.598		14	52 James EGGINTON 1:54.016	13 69 Jack GRIFFITHS 1:53.399
ROW 4	12	410 Noah GUILLERY 1:52.783		11	27 Jack BETTIS 1:52.408		10	19 Kevin LILLEY 1:52.307
ROW 3			9	33 Steve COSTIN 1:52.165		8	96 William HOWARTH 1:51.765	7 21 Toby FINNIS 1:51.342
ROW 2	6	66 Mitch DUCRAN 1:51.003		5	141 Bill HARRIS 1:50.758		4	660 Ronnie HARRIS 1:49.708
ROW 1			3	1 David TWYFORD 1:49.682		2	22 Darren DOWDS 1:49.670	1 333 David LINDEMANN 1:49.474
								Pole

These results are provisional until the conclusion of any judicial and technical matters.

Oulton Park International: 2.6920 miles

Clerk Of Course:	Timekeeper: Craig Smith	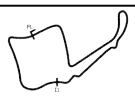

Results can be found at www.tsl-timing.com

Printed - 15:14 Friday, 04 April 2025

TSL SPORTS TIMING TIMING SOLUTIONS LTD

BMCRC-MRO Championships 2025 - Rnd 2 @ Oulton Park Int

MRO Minitwins & Rookie Minitwins

RACE 5 - CLASSIFICATION

Race Distance: 10 Laps / 26.92 miles

POS	NO	CL	PIC	NAME	ENTRY	LAPS	TIME	GAP	DIFF	MPH	BEST	ON	GRD	↑↓
1	333		1	David LINDEMANN	Suzuki SV650 - Giraffe Decorators	10	18:23.614			87.81	1:48.999	10	1	0
2	1		2	David TWYFORD	Suzuki SV650 K2 - IMP Racing, MHP, Chris Cowan	10	18:24.781	1.167	1.167	87.72	1:49.381	4	3	1
3	22		3	Darren DOWDS	Suzuki SV 650 - sublime dsg Ltd	10	18:25.072	1.458	0.291	87.69	1:49.280	7	2	-1
4	66		4	Mitch DUCRAN	Suzuki SV650 - JP Haulage	10	18:27.800	4.186	2.728	87.48	1:49.502	3	6	2
5	141		5	Bill HARRIS	Suzuki SV650 -	10	18:42.427	18.813	14.627	86.34	1:50.900	10	5	0
6	96	RMT	1	William HOWARTH	Suzuki SV650 -	10	18:42.587	18.973	0.160	86.33	1:50.827	10	8	2
7	21		6	Toby FINNIS	Suzuki SV650 - Tey Farm, Harlow AG, Sublime Dsg Ltd	10	18:43.372	19.758	0.785	86.26	1:50.618	3	7	0
8	19		7	Kevin LILLEY	Suzuki SV650 - Trafalgar Cleaning Eqpt. / Steve Jordan Motc	10	18:48.816	25.202	5.444	85.85	1:51.593	8	10	2
9	73		8	Ollie SIMS	Suzuki SV650 - Motorbodies Weston ltd	10	18:48.898	25.284	0.082	85.84	1:51.572	4	15	6
10	69		9	Jack GRIFFITHS	Suzuki SV650 - Joe's Carpets, ATP Racing	10	19:07.903	44.289	19.005	84.42	1:52.506	6	13	3
11	410		10	Noah GUILLERY	Suzuki SV 650 - MDM-R/ ACT Systems/ Ultimate clean	10	19:10.993	47.379	3.090	84.19	1:53.302	2	12	1
12	27		11	Jack BETTIS	Suzuki SV 650 - NB Toolmaking, Lewis Allen Lettings & Prop	10	19:11.222	47.608	0.229	84.18	1:52.573	3	11	-1
13	115		12	Brian MAHER	Suzuki SV650 - Spraytech /Espresso Solutions	10	19:21.785	58.171	10.563	83.41	1:54.196	6	17	4
14	52		13	James EGGINTON	Suzuki SV650 - Advance Computer Services - www.ACS.co	10	19:22.278	58.664	0.493	83.38	1:54.928	6	14	0
15	140		14	Daniel SALES	Suzuki SV650 - Team Freddie, Ron & Frankie	10	19:22.376	58.762	0.098	83.37	1:54.884	5	16	1
16	4		15	Hayden KILLWORTH	Suzuki SV650 - Amy - Helmet City - GreenplantUK	10	19:22.596	58.982	0.220	83.35	1:54.784	10	19	3
17	81		16	Malvern MAY	Suzuki SV650 - IMP racing	10	19:39.142	1:15.528	16.546	82.18	1:56.108	5	20	3
18	12		17	Russell TAYLOR	Suzuki SV650 -	10	19:43.858	1:20.244	4.716	81.86	1:55.707	5	18	0
19	77	RMT	2	Joshua CRISP	Suzuki SV650 - JMC GUITARWORKS	10	19:44.848	1:21.234	0.990	81.79	1:54.323	10	22	3
20	217	RMT	3	Martin SIGGINS	Suzuki SV650 - Siggins Property Services	10	19:47.727	1:24.113	2.879	81.59	1:56.203	8	24	4
21	55		18	Magnus MANSON-CHUBB	Suzuki SV650 -	10	19:51.482	1:27.868	3.755	81.33	1:57.330	10	25	4
22	7		19	Esteban LECOQ	Suzuki SV650 SK5 -	10	19:51.719	1:28.105	0.237	81.32	1:57.668	7	23	1
23	511		20	William BARRETT	Suzuki SV650 -	10	19:51.904	1:28.290	0.185	81.30	1:55.769	7	26	3
24	30		21	David LUFF	Suzuki SV 650 - ATP & Sarah O'Neill	10	19:58.858	1:35.244	6.954	80.83	1:58.177	4	21	-3
25	11		22	Mark OSBORNE	Suzuki SV650 -	10	20:07.747	1:44.133	8.889	80.24	1:58.523	9	27	2
26	119		23	Simon HEALEY	Suzuki SV650 - Popular Tyres Ltd / Pro Parts Ltd	10	20:13.179	1:49.565	5.432	79.88	1:59.579	7	31	5
27	369	RMT	4	Merlin LINDSAY	Suzuki SV650S -	9	18:25.212	1 Lap	1 Lap	78.91	1:59.077	7	28	1
28	109	RMT	5	Logan PARSONS	Suzuki SV650 - Logan Voiceover	9	18:41.817	1 Lap	16.605	77.75	2:00.597	6	34	6
29	144		24	Stewart LATIMER	Suzuki SV650 - Fat Bloke Racing RR	9	18:50.583	1 Lap	8.766	77.14	2:03.300	8	35	6
30	113	RMT	6	Phil ROODT	Suzuki SV650 - Carter Thorne Carpets and flooring 2018 ltd	9	19:14.800	1 Lap	24.217	75.52	2:03.684	2	33	3

NOT CLASSIFIED

DNF	33			Steve COSTIN	Suzuki SV650 - ATP Motorsport / A&R Racing / Sublime dsg	8	15:13.053	2 Laps	1 Lap	84.91	1:52.225	3	9	
DNF	162			Max PRIESTLEY	Suzuki SV650 -	4	8:19.297	6 Laps	4 Laps	77.63	2:01.841	4	30	
DNF	660			Ronnie HARRIS	Suzuki SV650 -	2	3:46.175	8 Laps	2 Laps	85.69	1:50.488	2	4	
DNF	117			Daniel ROSSI	Suzuki SV650 - DForce DRP Racing	0							29	

FASTEST LAP

	333		David LINDEMANN	Suzuki SV650 - Giraffe Decorators	10	1:48.999	88.91 mph	143.08 kph
	96	RMT	William HOWARTH	Suzuki SV650 -	10	1:50.827	87.44 mph	140.72 kph

Class - 92.5% of Race Speed = 81.22 mph
Class RMT - 92.5% of Race Speed = 79.85 mph

Weather / Track : Sunny / Dry
These results are provisional until the conclusion of any judicial and technical matters.

Date: 05/04/2025 Start: 11:55 Finish: 12:13
Oulton Park International: 2.6920 miles

Clerk Of Course:	Timekeeper: Craig Smith	

Results can be found at www.tsl-timing.com

Printed - 12:17 Saturday, 05 April 2025

BMCRC-MRO Championships 2025 - Rnd 2 @ Oulton Park Int

MRO Minitwins & Rookie Minitwins

RACE 5 - LAP CHART

LAP 1 @ 11:57:09.447

NO	BEHIND	LAP TIME
1		1:54.928
22	0.260	1:55.188
333	0.356	1:55.284
66	0.532	1:55.460
660	0.759	1:55.687
21	0.860	1:55.788
33	2.388	1:57.316
141	2.538	1:57.466
96	2.754	1:57.682
19	3.857	1:58.785
27	4.082	1:59.010
73	4.100	1:59.028
410	5.146	2:00.074
52	7.722	2:02.650
69	7.828	2:02.756
140	8.153	2:03.081
12	8.947	2:03.875
4	8.954	2:03.882
77	9.544	2:04.472
115	9.935	2:04.863
81	10.461	2:05.389
55	11.414	2:06.342
30	11.753	2:06.681
217	12.621	2:07.549
7	13.099	2:08.027
11	14.192	2:09.120
119	14.967	2:09.895
369	17.504	2:12.432
511	17.761	2:12.689
162	18.273	2:13.201
109	19.650	2:14.578
113	20.764	2:15.692
144	21.202	2:16.130

LAP 2 @ 11:58:59.434

NO	BEHIND	LAP TIME
333		1:49.631
1	0.191	1:50.178
22	0.524	1:50.251
66	1.153	1:50.608
660	1.260	1:50.488
21	1.540	1:50.667
141	3.752	1:51.201
96	4.680	1:51.913
33	5.239	1:52.838
19	5.708	1:51.838
73	6.984	1:52.871
27	7.593	1:53.498
410	8.461	1:53.302
69	13.149	1:55.308
52	14.015	1:56.280
140	14.112	1:55.946
4	14.860	1:55.893
12	15.405	1:56.445
115	16.746	1:56.798
81	17.271	1:56.797
55	19.193	1:57.766
77	19.750	2:00.193
30	20.289	1:58.523
217	20.448	1:57.814
7	21.106	1:57.994
11	24.374	2:00.169
119	25.062	2:00.082
511	28.096	2:00.322
162	30.512	2:02.226
369	30.890	2:03.373
109	32.045	2:02.382
113	34.461	2:03.684
144	36.317	2:05.102

LAP 3 @ 12:00:49.388

NO	BEHIND	LAP TIME
333		1:49.954
1	0.119	1:49.882
22	0.390	1:49.820
66	0.701	1:49.502
21	2.204	1:50.618
141	6.148	1:52.350
96	6.630	1:51.904
33	7.510	1:52.225
19	8.108	1:52.354
73	8.868	1:51.838
27	10.212	1:52.573
410	12.057	1:53.550
69	17.634	1:54.439
52	20.194	1:56.133
140	20.367	1:56.209
4	21.098	1:56.192
12	21.356	1:55.905
115	22.555	1:55.763
81	23.794	1:56.477
77	27.787	1:57.991
55	28.277	1:59.038
30	28.667	1:58.332
217	28.701	1:58.207
7	29.078	1:57.926
11	36.271	2:01.851
119	36.644	2:01.536
511	36.827	1:58.685
162	42.587	2:02.029
369	43.940	2:03.004
109	45.324	2:03.233
113	51.617	2:07.110
144	51.813	2:05.450

LAP 4 @ 12:02:38.750

NO	BEHIND	LAP TIME
333		1:49.362
1	0.138	1:49.381
22	0.555	1:49.527
66	1.245	1:49.906
21	5.003	1:52.161
141	8.370	1:51.584
96	8.752	1:51.484
33	10.537	1:52.389
19	10.889	1:52.143
73	11.078	1:51.572
27	15.325	1:54.475
410	17.957	1:55.262
69	22.002	1:53.730
52	26.017	1:55.185
140	26.954	1:55.949
4	27.833	1:56.097
12	28.400	1:56.406
115	28.730	1:55.537
81	30.926	1:56.494
77	36.132	1:57.707
55	36.579	1:57.664
30	37.482	1:58.177
217	37.573	1:58.234
7	37.787	1:58.071
511	46.951	1:59.486
11	47.524	2:00.615
119	48.623	2:01.341
162	55.066	2:01.841
369	56.937	2:02.359
109	58.023	2:02.061
144	1:07.531	2:05.080
113	1:09.479	2:07.224

LAP 5 @ 12:04:28.562

NO	BEHIND	LAP TIME
333		1:49.812
1	0.081	1:49.755
22	0.292	1:49.549
66	1.586	1:50.153
21	8.555	1:53.364
141	10.568	1:52.010
96	10.827	1:51.887
19	13.271	1:52.194
33	13.629	1:52.904
73	13.905	1:52.639
27	20.766	1:55.253
410	22.597	1:54.452
69	25.309	1:53.119
52	31.297	1:55.092
140	32.026	1:54.884
4	33.152	1:55.131
115	33.991	1:55.073
12	34.295	1:55.707
81	37.222	1:56.108
217	45.279	1:57.518
55	45.726	1:58.959
77	45.832	1:59.512
7	46.527	1:58.552
30	46.547	1:58.877
511	54.983	1:57.844
11	56.481	1:58.769
119	59.442	2:00.631
369	1:09.162	2:02.037
109	1:09.376	2:01.165
144	1:21.914	2:04.195
113	1:27.588	2:07.921

LAP 6 @ 12:06:18.941

NO	BEHIND	LAP TIME
1		1:50.298
333	0.174	1:50.553
22	0.669	1:50.756
66	1.449	1:50.242
21	11.411	1:53.235
141	11.815	1:51.626
96	11.899	1:51.451
19	15.673	1:52.781
73	16.054	1:52.528
33	16.146	1:52.896
27	26.039	1:55.652
410	26.416	1:54.198
69	27.436	1:52.506
52	35.846	1:54.928
140	36.654	1:55.007
4	37.754	1:54.981
115	37.808	1:54.196
12	40.169	1:56.253
81	43.605	1:56.762
217	53.246	1:58.346
77	53.404	1:57.951
7	53.855	1:57.707
55	54.762	1:59.415
30	55.753	1:59.585
511	1:01.261	1:56.657
11	1:07.332	2:01.230
119	1:09.181	2:00.118
369	1:19.151	2:00.368
109	1:19.594	2:00.597
144	1:35.265	2:03.730
113	1:45.121	2:07.912

LAP 7 @ 12:08:08.511

NO	BEHIND	LAP TIME
1		1:49.570
22	0.379	1:49.280
333	0.686	1:50.082
66	1.781	1:49.902
21	13.956	1:52.115
96	14.168	1:51.839
141	14.189	1:51.944
19	18.811	1:52.708
73	18.913	1:52.429
33	19.081	1:52.505
410	31.652	1:54.806
27	31.955	1:55.486
69	32.074	1:54.208
52	41.876	1:55.600
140	42.010	1:54.926
4	43.155	1:54.971
115	43.239	1:55.001
12	49.354	1:58.755
81	51.478	1:57.443
77	1:00.485	1:56.651
217	1:01.287	1:57.611
7	1:01.953	1:57.668
55	1:02.717	1:57.525
30	1:05.291	1:59.108
511	1:07.460	1:55.769
11	1:17.205	1:59.443
119	1:19.190	1:59.579
369	1:28.658	1:59.077
109	1:32.757	2:02.733
144	1:49.275	2:03.580

LAP 8 @ 12:09:58.467

NO	BEHIND	LAP TIME	
1		1:49.956	
22	0.181	1:49.758	
333	0.324	1:49.594	
66	2.018	1:50.193	
113	1 Lap	2:07.149	
21	15.567	1:51.567	
96	15.631	1:51.419	
141	15.736	1:51.503	
19	20.448	1:51.593	
73	20.690	1:51.733	
33	29.105	1:59.980	P
69	36.239	1:54.121	
27	37.402	1:55.403	
410	38.839	1:57.143	
52	47.614	1:55.694	
140	47.734	1:55.680	
115	48.192	1:54.909	
4	48.502	1:55.303	
12	1:00.187	2:00.789	
81	1:00.297	1:58.775	
77	1:07.526	1:56.997	
217	1:07.534	1:56.203	
55	1:11.074	1:58.313	
7	1:11.095	1:59.098	
511	1:14.420	1:56.916	
30	1:14.888	1:59.553	
11	1:26.120	1:58.871	
119	1:29.311	2:00.077	
369	1:39.690	2:00.988	
109	1:46.375	2:03.574	

LAP 9 @ 12:11:49.134

NO	BEHIND	LAP TIME
333		1:50.343
1	0.038	1:50.705
22	0.191	1:50.677
66	2.066	1:50.715
144	1 Lap	2:03.300
21	16.867	1:51.967
141	16.912	1:51.843
96	17.145	1:52.181
19	22.373	1:52.592
73	22.601	1:52.578
113	1 Lap	2:06.753
69	39.495	1:53.923
27	41.752	1:55.017
410	42.692	1:54.520
115	52.078	1:54.553
52	52.553	1:55.606
140	52.676	1:55.609
4	53.197	1:55.362
81	1:07.209	1:57.579
12	1:09.399	1:59.879
77	1:15.910	1:59.051
217	1:15.915	1:59.048
7	1:18.811	1:58.383
55	1:19.537	1:59.130
511	1:19.703	1:55.950
30	1:23.967	1:59.746
11	1:33.976	1:58.523
119	1:38.520	1:59.876

LAP 10 @ 12:13:38.133

NO	BEHIND	LAP TIME
333		1:48.999
1	1.167	1:50.128
22	1.458	1:50.266
369	1 Lap	2:01.574
66	4.186	1:51.119
109	1 Lap	2:11.494
141	18.813	1:50.900
96	18.973	1:50.827
21	19.758	1:51.890
19	25.202	1:51.828
73	25.284	1:51.682
144	1 Lap	2:04.016
69	44.289	1:53.793
410	47.379	1:53.686
27	47.608	1:54.855
113	1 Lap	2:11.355

Weather / Track : Sunny / Dry

Oulton Park International: 2.6920 miles
Date: 05/04/2025 Start: 11:55 Finish: 12:13

BMCRC-MRO Championships 2025 - Rnd 2 @ Oulton Park Int

MRO Minitwins & Rookie Minitwins

RACE 5 - LAP CHART

115	58.171	1:55.092
52	58.664	1:55.110
140	58.762	1:55.085
4	58.982	1:54.784
81	1:15.528	1:57.318
12	1:20.244	1:59.844
77	1:21.234	1:54.323
217	1:24.113	1:57.197
55	1:27.868	1:57.330
7	1:28.105	1:58.293
511	1:28.290	1:57.586
30	1:35.244	2:00.276
11	1:44.133	1:59.156
119	1:49.565	2:00.044

Weather / Track : Sunny / Dry

Oulton Park International: 2.6920 miles
Date: 05/04/2025 Start: 11:55 Finish: 12:13

BMCRC-MRO Championships 2025 - Rnd 2 @ Oulton Park Int

MRO Minitwins & Rookie Minitwins

RACE 5 - POSITION CHART

No	Name	Lap Pos	1	2	3	4	5	6	7	8	9	10
333	LINDEMANN	1	1	333	333	333	333	1	1	1	333	333
22	DOWDS	2	22	1	1	1	1	333	22	22	1	1
1	TWYFORD	3	333	22	22	22	22	22	333	333	22	22
660	HARRIS	4	66	66	66	66	66	66	66	66	66	66
141	HARRIS	5	660	660	21	21	21	21	21	21	21	141
66	DUCRAN	6	21	21	141	141	141	141	96	96	141	96
21	FINNIS	7	33	141	96	96	96	96	141	141	96	21
96	HOWARTH	8	141	96	33	33	19	19	19	19	19	19
33	COSTIN	9	96	33	19	19	33	73	73	73	73	73
19	LILLEY	10	19	19	73	73	73	33	33	*33*	69	69
27	BETTIS	11	27	73	27	27	27	27	410	69	27	410
410	GUILLERY	12	73	27	410	410	410	410	27	27	410	27
69	GRIFFITHS	13	410	410	69	69	69	69	69	410	115	115
52	EGGINTON	14	52	69	52	52	52	52	52	52	52	52
73	SIMS	15	69	52	140	140	140	140	140	140	140	140
140	SALES	16	140	140	4	4	4	4	4	115	4	4
115	MAHER	17	12	4	12	12	115	115	115	4	81	81
12	TAYLOR	18	4	12	115	115	12	12	12	12	12	12
4	KILLWORTH	19	77	115	81	81	81	81	81	81	77	77
81	MAY	20	115	81	77	77	217	217	77	77	217	217
30	LUFF	21	81	55	55	55	55	77	217	217	7	55
77	CRISP	22	55	77	30	30	77	7	7	55	55	7
7	LECOQ	23	30	30	217	217	7	55	55	7	511	511
217	SIGGINS	24	217	217	7	7	30	30	30	511	30	30
55	MANSON-CHUBB	25	7	7	11	511	511	511	511	30	11	11
511	BARRETT	26	11	11	119	11	11	11	11	11	119	119
11	OSBORNE	27	119	119	511	119	119	119	119	119	369	
369	LINDSAY	28	369	511	162	162	369	369	369	369	109	
117	ROSSI	29	511	162	369	369	109	109	109	109	144	
162	PRIESTLEY	30	162	369	109	109	144	144	144	144	113	
119	HEALEY	31	109	109	113	144	113	113	113	113		
113	ROODT	32	113	113	144	113						
109	PARSONS	33	144	144								
144	LATIMER	34										

Weather / Track : Sunny / Dry

Oulton Park International: 2.6920 miles
Date: 05/04/2025 Start: 11:55 Finish: 12:13

Results can be found at www.tsl-timing.com

Printed - 12:17 Saturday, 05 April 2025

BMCRC-MRO Championships 2025 - Rnd 2 @ Oulton Park Int

MRO Minitwins & Rookie Minitwins

RACE 5 - SECTOR ANALYSIS

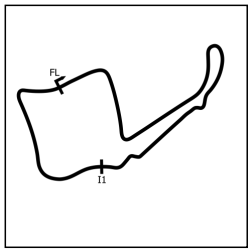

SECTOR 1 = FL to I1, SECTOR 2 = I1 to FL, DIFF = Difference To Personal Best Lap, P = Crossed Finish Line in Pit Lane, D = Time Disallowed

P1 333 David LINDEMANN Suzuki SV650 - Giraffe Decorators

IDEAL LAP TIME : 1:48.368 BEST LAP TIME : 1:48.999 DIFFERENCE : 0.631

LAP	SECTOR 1	SECTOR 2	LAP TIME	MPH	DIFF	TIME OF DAY
1 -		30.602	1:55.284	84.06	6.285	11:57:09.803
2 -	1:19.638	***29.993***	1:49.631	88.39	0.632	11:58:59.434
3 -	1:19.784	30.170	1:49.954	88.13	0.955	12:00:49.388
4 -	1:19.152	30.210	1:49.362 **(2)**	88.61	0.363	12:02:38.750
5 -	1:19.351	30.461	1:49.812	88.25	0.813	12:04:28.562
6 -	1:20.332	30.221	1:50.553	87.66	1.554	12:06:19.115
7 -	1:19.398	30.684	1:50.082	88.03	1.083	12:08:09.197
8 -	1:19.581	30.013	1:49.594 **(3)**	88.42	0.595	12:09:58.791
9 -	1:19.545	30.798	1:50.343	87.82	1.344	12:11:49.134
10 -	***1:18.375***	30.624	***1:48.999*** **(1)**	***88.91***		***12:13:38.133***

P2 1 David TWYFORD Suzuki SV650 K2 - IMP Racing, MHP, Chris Cowan

IDEAL LAP TIME : 1:49.006 BEST LAP TIME : 1:49.381 DIFFERENCE : 0.375

LAP	SECTOR 1	SECTOR 2	LAP TIME	MPH	DIFF	TIME OF DAY
1 -		30.489	1:54.928	84.32	5.547	11:57:09.447
2 -	1:20.078	30.100	1:50.178	87.96	0.797	11:58:59.625
3 -	1:19.690	30.192	1:49.882	88.19	0.501	12:00:49.507
4 -	1:19.639	***29.742***	***1:49.381*** **(1)**	***88.60***		***12:02:38.888***
5 -	***1:19.264***	30.491	1:49.755 **(3)**	88.29	0.374	12:04:28.643
6 -	1:19.928	30.370	1:50.298	87.86	0.917	12:06:18.941
7 -	1:19.337	30.233	1:49.570 **(2)**	88.44	0.189	12:08:08.511
8 -	1:19.813	30.143	1:49.956	88.13	0.575	12:09:58.467
9 -	1:20.309	30.396	1:50.705	87.54	1.324	12:11:49.172
10 -	1:19.687	30.441	1:50.128	88.00	0.747	12:13:39.300

P3 22 Darren DOWDS Suzuki SV 650 - sublime dsg Ltd

IDEAL LAP TIME : 1:49.094 BEST LAP TIME : 1:49.280 DIFFERENCE : 0.186

LAP	SECTOR 1	SECTOR 2	LAP TIME	MPH	DIFF	TIME OF DAY
1 -		30.816	1:55.188	84.13	5.908	11:57:09.707
2 -	1:20.168	30.083	1:50.251	87.90	0.971	11:58:59.958
3 -	1:19.846	***29.974***	1:49.820	88.24	0.540	12:00:49.778
4 -	1:19.534	29.993	1:49.527 **(2)**	88.48	0.247	12:02:39.305
5 -	1:19.322	30.227	1:49.549 **(3)**	88.46	0.269	12:04:28.854
6 -	1:20.229	30.527	1:50.756	87.50	1.476	12:06:19.610
7 -	***1:19.120***	30.160	***1:49.280*** **(1)**	***88.68***		***12:08:08.890***
8 -	1:19.600	30.158	1:49.758	88.29	0.478	12:09:58.648
9 -	1:20.392	30.285	1:50.677	87.56	1.397	12:11:49.325
10 -	1:19.825	30.441	1:50.266	87.89	0.986	12:13:39.591

P4 66 Mitch DUCRAN Suzuki SV650 - JP Haulage

IDEAL LAP TIME : 1:49.502 BEST LAP TIME : 1:49.502 DIFFERENCE : 0.000

LAP	SECTOR 1	SECTOR 2	LAP TIME	MPH	DIFF	TIME OF DAY
1 -		30.507	1:55.460	83.93	5.958	11:57:09.979
2 -	1:20.200	30.408	1:50.608	87.61	1.106	11:59:00.587
3 -	***1:19.470***	***30.032***	***1:49.502*** **(1)**	***88.50***		***12:00:50.089***
4 -	1:19.713	30.193	1:49.906 **(3)**	88.17	0.404	12:02:39.995
5 -	1:19.779	30.374	1:50.153	87.98	0.651	12:04:30.148
6 -	1:19.965	30.277	1:50.242	87.90	0.740	12:06:20.390
7 -	1:19.585	30.317	1:49.902 **(2)**	88.18	0.400	12:08:10.292
8 -	1:19.997	30.196	1:50.193	87.94	0.691	12:10:00.485
9 -	1:20.276	30.439	1:50.715	87.53	1.213	12:11:51.200
10 -	1:20.630	30.489	1:51.119	87.21	1.617	12:13:42.319

Weather / Track : Sunny / Dry

Oulton Park International: 2.6920 miles
Date: 05/04/2025 Start: 11:55 Finish: 12:13

BMCRC-MRO Championships 2025 - Rnd 2 @ Oulton Park Int

MRO Minitwins & Rookie Minitwins

RACE 5 - SECTOR ANALYSIS

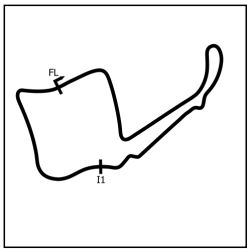

SECTOR 1 = FL to I1, SECTOR 2 = I1 to FL, DIFF = Difference To Personal Best Lap, P = Crossed Finish Line in Pit Lane, D = Time Disallowed

P5 141 Bill HARRIS Suzuki SV650 -

IDEAL LAP TIME : 1:50.884 BEST LAP TIME : 1:50.900 DIFFERENCE : 0.016

LAP	SECTOR 1	SECTOR 2	LAP TIME	MPH	DIFF	TIME OF DAY
1 -		30.622	1:57.466	82.50	6.566	11:57:11.985
2 -	***1:20.435***	30.766	1:51.201 **(2)**	87.15	0.301	11:59:03.186
3 -	1:21.461	30.889	1:52.350	86.25	1.450	12:00:55.536
4 -	1:20.796	30.788	1:51.584	86.85	0.684	12:02:47.120
5 -	1:21.038	30.972	1:52.010	86.52	1.110	12:04:39.130
6 -	1:20.668	30.958	1:51.626	86.81	0.726	12:06:30.756
7 -	1:20.983	30.961	1:51.944	86.57	1.044	12:08:22.700
8 -	1:20.794	30.709	1:51.503 **(3)**	86.91	0.603	12:10:14.203
9 -	1:21.057	30.786	1:51.843	86.65	0.943	12:12:06.046
10 -	1:20.451	***30.449***	***1:50.900*** **(1)**	***87.38***		***12:13:56.946***

P6 96 RMT William HOWARTH Suzuki SV650 -

IDEAL LAP TIME : 1:50.827 BEST LAP TIME : 1:50.827 DIFFERENCE : 0.000

LAP	SECTOR 1	SECTOR 2	LAP TIME	MPH	DIFF	TIME OF DAY
1 -		30.608	1:57.682	82.35	6.855	11:57:12.201
2 -	1:21.110	30.803	1:51.913	86.59	1.086	11:59:04.114
3 -	1:21.111	30.793	1:51.904	86.60	1.077	12:00:56.018
4 -	1:20.801	30.683	1:51.484	86.92	0.657	12:02:47.502
5 -	1:20.878	31.009	1:51.887	86.61	1.060	12:04:39.389
6 -	1:20.534	30.917	1:51.451 **(3)**	86.95	0.624	12:06:30.840
7 -	1:20.850	30.989	1:51.839	86.65	1.012	12:08:22.679
8 -	1:20.700	30.719	1:51.419 **(2)**	86.98	0.592	12:10:14.098
9 -	1:21.048	31.133	1:52.181	86.38	1.354	12:12:06.279
10 -	***1:20.434***	***30.393***	***1:50.827*** **(1)**	***87.44***		***12:13:57.106***

P7 21 Toby FINNIS Suzuki SV650 - Tey Farm, Harlow AG, Sublime Dsg Ltd

IDEAL LAP TIME : 1:50.076 BEST LAP TIME : 1:50.618 DIFFERENCE : 0.542

LAP	SECTOR 1	SECTOR 2	LAP TIME	MPH	DIFF	TIME OF DAY
1 -		***30.119***	1:55.788	83.69	5.170	11:57:10.307
2 -	1:20.313	30.354	1:50.667 **(2)**	87.57	0.049	11:59:00.974
3 -	***1:19.957***	30.661	***1:50.618*** **(1)**	***87.61***		***12:00:51.592***
4 -	1:20.864	31.297	1:52.161	86.40	1.543	12:02:43.753
5 -	1:21.999	31.365	1:53.364	85.48	2.746	12:04:37.117
6 -	1:21.920	31.315	1:53.235	85.58	2.617	12:06:30.352
7 -	1:21.095	31.020	1:52.115	86.44	1.497	12:08:22.467
8 -	1:20.679	30.888	1:51.567 **(3)**	86.86	0.949	12:10:14.034
9 -	1:20.861	31.106	1:51.967	86.55	1.349	12:12:06.001
10 -	1:21.396	30.494	1:51.890	86.61	1.272	12:13:57.891

P8 19 Kevin LILLEY Suzuki SV650 - Trafalgar Cleaning Eqpt. / Steve Jordan Motorcy

IDEAL LAP TIME : 1:51.424 BEST LAP TIME : 1:51.593 DIFFERENCE : 0.169

LAP	SECTOR 1	SECTOR 2	LAP TIME	MPH	DIFF	TIME OF DAY
1 -		30.747	1:58.785	81.58	7.192	11:57:13.304
2 -	1:21.129	30.709	1:51.838 **(3)**	86.65	0.245	11:59:05.142
3 -	1:21.707	30.647	1:52.354	86.25	0.761	12:00:57.496
4 -	1:21.298	30.845	1:52.143	86.41	0.550	12:02:49.639
5 -	1:21.311	30.883	1:52.194	86.37	0.601	12:04:41.833
6 -	1:21.735	31.046	1:52.781	85.93	1.188	12:06:34.614
7 -	1:21.850	30.858	1:52.708	85.98	1.115	12:08:27.322
8 -	1:21.008	***30.585***	***1:51.593*** **(1)**	***86.84***		***12:10:18.915***
9 -	1:21.409	31.183	1:52.592	86.07	0.999	12:12:11.507
10 -	***1:20.839***	30.989	1:51.828 **(2)**	86.66	0.235	12:14:03.335

BMCRC-MRO Championships 2025 - Rnd 2 @ Oulton Park Int

MRO Minitwins & Rookie Minitwins

RACE 5 - SECTOR ANALYSIS

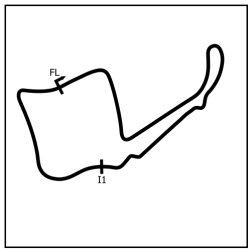

SECTOR 1 = FL to I1, SECTOR 2 = I1 to FL, DIFF = Difference To Personal Best Lap, P = Crossed Finish Line in Pit Lane, D = Time Disallowed

P9 73 Ollie SIMS Suzuki SV650 - Motorbodies Weston ltd

IDEAL LAP TIME : 1:51.229 BEST LAP TIME : 1:51.572 DIFFERENCE : 0.343

LAP	SECTOR 1	SECTOR 2	LAP TIME	MPH	DIFF	TIME OF DAY
1 -		30.913	1:59.028	81.41	7.456	11:57:13.547
2 -	1:22.099	30.772	1:52.871	85.86	1.299	11:59:06.418
3 -	1:21.307	***30.531***	1:51.838	86.65	0.266	12:00:58.256
4 -	1:20.818	30.754	***1:51.572*** **(1)**	***86.86***		***12:02:49.828***
5 -	1:21.679	30.960	1:52.639	86.03	1.067	12:04:42.467
6 -	1:21.311	31.217	1:52.528	86.12	0.956	12:06:34.995
7 -	1:21.610	30.819	1:52.429	86.19	0.857	12:08:27.424
8 -	1:20.960	30.773	1:51.733 **(3)**	86.73	0.161	12:10:19.157
9 -	1:21.228	31.350	1:52.578	86.08	1.006	12:12:11.735
10 -	***1:20.698***	30.984	1:51.682 **(2)**	86.77	0.110	12:14:03.417

P10 69 Jack GRIFFITHS Suzuki SV650 - Joe's Carpets, ATP Racing

IDEAL LAP TIME : 1:52.506 BEST LAP TIME : 1:52.506 DIFFERENCE : 0.000

LAP	SECTOR 1	SECTOR 2	LAP TIME	MPH	DIFF	TIME OF DAY
1 -		31.870	2:02.756	78.94	10.250	11:57:17.275
2 -	1:23.918	31.390	1:55.308	84.04	2.802	11:59:12.583
3 -	1:23.055	31.384	1:54.439	84.68	1.933	12:01:07.022
4 -	1:22.749	30.981	1:53.730 **(3)**	85.21	1.224	12:03:00.752
5 -	1:22.100	31.019	1:53.119 **(2)**	85.67	0.613	12:04:53.871
6 -	***1:21.699***	***30.807***	***1:52.506*** **(1)**	***86.14***		***12:06:46.377***
7 -	1:22.594	31.614	1:54.208	84.85	1.702	12:08:40.585
8 -	1:22.809	31.312	1:54.121	84.92	1.615	12:10:34.706
9 -	1:22.480	31.443	1:53.923	85.06	1.417	12:12:28.629
10 -	1:22.606	31.187	1:53.793	85.16	1.287	12:14:22.422

P11 410 Noah GUILLERY Suzuki SV 650 - MDM-R/ ACT Systems/ Ultimate clean

IDEAL LAP TIME : 1:52.933 BEST LAP TIME : 1:53.302 DIFFERENCE : 0.369

LAP	SECTOR 1	SECTOR 2	LAP TIME	MPH	DIFF	TIME OF DAY
1 -		31.358	2:00.074	80.71	6.772	11:57:14.593
2 -	1:22.253	***31.049***	***1:53.302*** **(1)**	***85.53***		***11:59:07.895***
3 -	1:22.096	31.454	1:53.550 **(2)**	85.34	0.248	12:01:01.445
4 -	1:23.370	31.892	1:55.262	84.08	1.960	12:02:56.707
5 -	1:22.862	31.590	1:54.452	84.67	1.150	12:04:51.159
6 -	1:22.455	31.743	1:54.198	84.86	0.896	12:06:45.357
7 -	1:23.163	31.643	1:54.806	84.41	1.504	12:08:40.163
8 -	1:25.382	31.761	1:57.143	82.73	3.841	12:10:37.306
9 -	1:22.838	31.682	1:54.520	84.62	1.218	12:12:31.826
10 -	***1:21.884***	31.802	1:53.686 **(3)**	85.24	0.384	12:14:25.512

P12 27 Jack BETTIS Suzuki SV 650 - NB Toolmaking, Lewis Allen Lettings & Property

IDEAL LAP TIME : 1:52.573 BEST LAP TIME : 1:52.573 DIFFERENCE : 0.000

LAP	SECTOR 1	SECTOR 2	LAP TIME	MPH	DIFF	TIME OF DAY
1 -		31.223	1:59.010	81.43	6.437	11:57:13.529
2 -	1:22.436	31.062	1:53.498 **(2)**	85.38	0.925	11:59:07.027
3 -	***1:21.659***	***30.914***	***1:52.573*** **(1)**	***86.08***		***12:00:59.600***
4 -	1:22.720	31.755	1:54.475 **(3)**	84.65	1.902	12:02:54.075
5 -	1:23.645	31.608	1:55.253	84.08	2.680	12:04:49.328
6 -	1:23.958	31.694	1:55.652	83.79	3.079	12:06:44.980
7 -	1:23.517	31.969	1:55.486	83.91	2.913	12:08:40.466
8 -	1:23.790	31.613	1:55.403	83.97	2.830	12:10:35.869
9 -	1:23.281	31.736	1:55.017	84.25	2.444	12:12:30.886
10 -	1:22.698	32.157	1:54.855	84.37	2.282	12:14:25.741

BMCRC-MRO Championships 2025 - Rnd 2 @ Oulton Park Int

MRO Minitwins & Rookie Minitwins

RACE 5 - SECTOR ANALYSIS

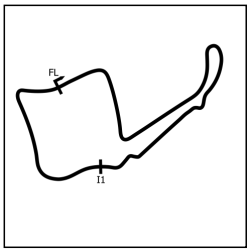

SECTOR 1 = FL to I1, SECTOR 2 = I1 to FL, DIFF = Difference To Personal Best Lap, P = Crossed Finish Line in Pit Lane, D = Time Disallowed

P13 115 Brian MAHER — Suzuki SV650 - Spraytech /Espresso Solutions

IDEAL LAP TIME : 1:53.900 BEST LAP TIME : 1:54.196 DIFFERENCE : 0.296

LAP	SECTOR 1	SECTOR 2	LAP TIME	MPH	DIFF	TIME OF DAY
1 -		31.795	2:04.863	77.61	10.667	11:57:19.382
2 -	1:25.049	31.749	1:56.798	82.97	2.602	11:59:16.180
3 -	1:24.294	31.469	1:55.763	83.71	1.567	12:01:11.943
4 -	1:23.901	31.636	1:55.537	83.88	1.341	12:03:07.480
5 -	1:23.626	31.447	1:55.073	84.21	0.877	12:05:02.553
6 -	***1:22.702***	31.494	***1:54.196*** **(1)**	***84.86***		***12:06:56.749***
7 -	1:23.722	31.279	1:55.001	84.27	0.805	12:08:51.750
8 -	1:23.171	31.738	1:54.909 **(3)**	84.33	0.713	12:10:46.659
9 -	1:23.355	***31.198***	1:54.553 **(2)**	84.60	0.357	12:12:41.212
10 -	1:23.652	31.440	1:55.092	84.20	0.896	12:14:36.304

P14 52 James EGGINTON — Suzuki SV650 - Advance Computer Services - www.ACS.co.uk

IDEAL LAP TIME : 1:54.772 BEST LAP TIME : 1:54.928 DIFFERENCE : 0.156

LAP	SECTOR 1	SECTOR 2	LAP TIME	MPH	DIFF	TIME OF DAY
1 -		32.036	2:02.650	79.01	7.722	11:57:17.169
2 -	1:24.220	32.060	1:56.280	83.34	1.352	11:59:13.449
3 -	1:24.309	31.824	1:56.133	83.45	1.205	12:01:09.582
4 -	1:23.332	31.853	1:55.185	84.13	0.257	12:03:04.767
5 -	1:23.317	***31.775***	1:55.092 **(2)**	84.20	0.164	12:04:59.859
6 -	1:23.113	31.815	***1:54.928*** **(1)**	***84.32***		***12:06:54.787***
7 -	1:23.633	31.967	1:55.600	83.83	0.672	12:08:50.387
8 -	1:23.532	32.162	1:55.694	83.76	0.766	12:10:46.081
9 -	1:23.521	32.085	1:55.606	83.83	0.678	12:12:41.687
10 -	***1:22.997***	32.113	1:55.110 **(3)**	84.19	0.182	12:14:36.797

P15 140 Daniel SALES — Suzuki SV650 - Team Freddie, Ron & Frankie

IDEAL LAP TIME : 1:54.859 BEST LAP TIME : 1:54.884 DIFFERENCE : 0.025

LAP	SECTOR 1	SECTOR 2	LAP TIME	MPH	DIFF	TIME OF DAY
1 -		31.891	2:03.081	78.73	8.197	11:57:17.600
2 -	1:24.104	31.842	1:55.946	83.58	1.062	11:59:13.546
3 -	1:24.505	31.704	1:56.209	83.39	1.325	12:01:09.755
4 -	1:24.705	31.244	1:55.949	83.58	1.065	12:03:05.704
5 -	1:23.679	***31.205***	***1:54.884*** **(1)**	***84.35***		***12:05:00.588***
6 -	1:23.750	31.257	1:55.007 **(3)**	84.26	0.123	12:06:55.595
7 -	***1:23.654***	31.272	1:54.926 **(2)**	84.32	0.042	12:08:50.521
8 -	1:24.152	31.528	1:55.680	83.77	0.796	12:10:46.201
9 -	1:24.183	31.426	1:55.609	83.82	0.725	12:12:41.810
10 -	1:23.694	31.391	1:55.085	84.20	0.201	12:14:36.895

P16 4 Hayden KILLWORTH — Suzuki SV650 - Amy - Helmet City - GreenplantUK

IDEAL LAP TIME : 1:54.483 BEST LAP TIME : 1:54.784 DIFFERENCE : 0.301

LAP	SECTOR 1	SECTOR 2	LAP TIME	MPH	DIFF	TIME OF DAY
1 -		31.753	2:03.882	78.22	9.098	11:57:18.401
2 -	1:24.299	31.594	1:55.893	83.62	1.109	11:59:14.294
3 -	1:24.612	31.580	1:56.192	83.40	1.408	12:01:10.486
4 -	1:24.503	31.594	1:56.097	83.47	1.313	12:03:06.583
5 -	1:23.533	31.598	1:55.131	84.17	0.347	12:05:01.714
6 -	1:23.344	31.637	1:54.981 **(3)**	84.28	0.197	12:06:56.695
7 -	***1:23.342***	31.629	1:54.971 **(2)**	84.29	0.187	12:08:51.666
8 -	1:23.662	31.641	1:55.303	84.05	0.519	12:10:46.969
9 -	1:24.049	31.313	1:55.362	84.00	0.578	12:12:42.331
10 -	1:23.643	***31.141***	***1:54.784*** **(1)**	***84.43***		***12:14:37.115***

BMCRC-MRO Championships 2025 - Rnd 2 @ Oulton Park Int

MRO Minitwins & Rookie Minitwins

RACE 5 - SECTOR ANALYSIS

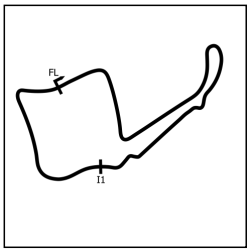

SECTOR 1 = FL to I1, SECTOR 2 = I1 to FL, DIFF = Difference To Personal Best Lap, P = Crossed Finish Line in Pit Lane, D = Time Disallowed

P17 81 Malvern MAY Suzuki SV650 - IMP racing

IDEAL LAP TIME : 1:55.732 BEST LAP TIME : 1:56.108 DIFFERENCE : 0.376

LAP	SECTOR 1	SECTOR 2	LAP TIME	MPH	DIFF	TIME OF DAY
1 -		31.896	2:05.389	77.28	9.281	11:57:19.908
2 -	1:25.105	31.692	1:56.797	82.97	0.689	11:59:16.705
3 -	1:24.883	***31.594***	1:56.477 **(2)**	83.20	0.369	12:01:13.182
4 -	1:24.379	32.115	1:56.494 **(3)**	83.19	0.386	12:03:09.676
5 -	***1:24.138***	31.970	***1:56.108*** **(1)**	***83.46***		***12:05:05.784***
6 -	1:24.767	31.995	1:56.762	83.00	0.654	12:07:02.546
7 -	1:25.238	32.205	1:57.443	82.51	1.335	12:08:59.989
8 -	1:25.463	33.312	1:58.775	81.59	2.667	12:10:58.764
9 -	1:25.371	32.208	1:57.579	82.42	1.471	12:12:56.343
10 -	1:24.969	32.349	1:57.318	82.60	1.210	12:14:53.661

P18 12 Russell TAYLOR Suzuki SV650 -

IDEAL LAP TIME : 1:55.309 BEST LAP TIME : 1:55.707 DIFFERENCE : 0.398

LAP	SECTOR 1	SECTOR 2	LAP TIME	MPH	DIFF	TIME OF DAY
1 -		32.119	2:03.875	78.23	8.168	11:57:18.394
2 -	1:24.598	31.847	1:56.445	83.22	0.738	11:59:14.839
3 -	1:24.380	***31.525***	1:55.905 **(2)**	83.61	0.198	12:01:10.744
4 -	1:24.711	31.695	1:56.406	83.25	0.699	12:03:07.150
5 -	***1:23.784***	31.923	***1:55.707*** **(1)**	***83.75***		***12:05:02.857***
6 -	1:24.313	31.940	1:56.253 **(3)**	83.36	0.546	12:06:59.110
7 -	1:26.106	32.649	1:58.755	81.60	3.048	12:08:57.865
8 -	1:27.247	33.542	2:00.789	80.23	5.082	12:10:58.654
9 -	1:26.920	32.959	1:59.879	80.84	4.172	12:12:58.533
10 -	1:26.793	33.051	1:59.844	80.86	4.137	12:14:58.377

P19 77 RMT Joshua CRISP Suzuki SV650 - JMC GUITARWORKS

IDEAL LAP TIME : 1:54.246 BEST LAP TIME : 1:54.323 DIFFERENCE : 0.077

LAP	SECTOR 1	SECTOR 2	LAP TIME	MPH	DIFF	TIME OF DAY
1 -		***31.724***	2:04.472	77.85	10.149	11:57:18.991
2 -	1:28.238	31.955	2:00.193	80.63	5.870	11:59:19.184
3 -	1:25.964	32.027	1:57.991	82.13	3.668	12:01:17.175
4 -	1:25.521	32.186	1:57.707	82.33	3.384	12:03:14.882
5 -	1:27.318	32.194	1:59.512	81.09	5.189	12:05:14.394
6 -	1:25.487	32.464	1:57.951	82.16	3.628	12:07:12.345
7 -	1:24.890	31.761	1:56.651 **(2)**	83.07	2.328	12:09:08.996
8 -	1:24.920	32.077	1:56.997 **(3)**	82.83	2.674	12:11:05.993
9 -	1:26.541	32.510	1:59.051	81.40	4.728	12:13:05.044
10 -	***1:22.522***	31.801	***1:54.323*** **(1)**	***84.77***		***12:14:59.367***

P20 217 RMT Martin SIGGINS Suzuki SV650 - Siggins Property Services

IDEAL LAP TIME : 1:56.107 BEST LAP TIME : 1:56.203 DIFFERENCE : 0.096

LAP	SECTOR 1	SECTOR 2	LAP TIME	MPH	DIFF	TIME OF DAY
1 -		32.216	2:07.549	75.98	11.346	11:57:22.068
2 -	1:26.166	***31.648***	1:57.814	82.25	1.611	11:59:19.882
3 -	1:26.559	***31.648***	1:58.207	81.98	2.004	12:01:18.089
4 -	1:26.328	31.906	1:58.234	81.96	2.031	12:03:16.323
5 -	1:25.539	31.979	1:57.518 **(3)**	82.46	1.315	12:05:13.841
6 -	1:26.094	32.252	1:58.346	81.88	2.143	12:07:12.187
7 -	1:25.624	31.987	1:57.611	82.40	1.408	12:09:09.798
8 -	***1:24.459***	31.744	***1:56.203*** **(1)**	***83.39***		***12:11:06.001***
9 -	1:26.497	32.551	1:59.048	81.40	2.845	12:13:05.049
10 -	1:25.268	31.929	1:57.197 **(2)**	82.69	0.994	12:15:02.246

Weather / Track : Sunny / Dry

Oulton Park International: 2.6920 miles
Date: 05/04/2025 Start: 11:55 Finish: 12:13

BMCRC-MRO Championships 2025 - Rnd 2 @ Oulton Park Int

MRO Minitwins & Rookie Minitwins

RACE 5 - SECTOR ANALYSIS

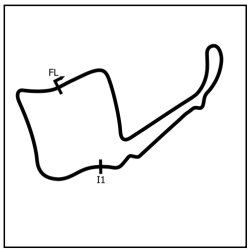

SECTOR 1 = FL to I1, SECTOR 2 = I1 to FL, DIFF = Difference To Personal Best Lap, P = Crossed Finish Line in Pit Lane, D = Time Disallowed

P21 55 Magnus MANSON-CHUBB Suzuki SV650 -

IDEAL LAP TIME : 1:57.233 BEST LAP TIME : 1:57.330 DIFFERENCE : 0.097

LAP	SECTOR 1	SECTOR 2	LAP TIME	MPH	DIFF	TIME OF DAY
1 -		32.392	2:06.342	76.70	9.012	11:57:20.861
2 -	1:25.458	32.308	1:57.766	82.29	0.436	11:59:18.627
3 -	1:26.711	32.327	1:59.038	81.41	1.708	12:01:17.665
4 -	***1:25.274***	32.390	1:57.664 **(3)**	82.36	0.334	12:03:15.329
5 -	1:25.773	33.186	1:58.959	81.46	1.629	12:05:14.288
6 -	1:26.974	32.441	1:59.415	81.15	2.085	12:07:13.703
7 -	1:25.499	32.026	1:57.525 **(2)**	82.46	0.195	12:09:11.228
8 -	1:25.829	32.484	1:58.313	81.91	0.983	12:11:09.541
9 -	1:26.771	32.359	1:59.130	81.35	1.800	12:13:08.671
10 -	1:25.371	***31.959***	***1:57.330*** **(1)**	***82.59***		***12:15:06.001***

P22 7 Esteban LECOQ Suzuki SV650 SK5 -

IDEAL LAP TIME : 1:57.184 BEST LAP TIME : 1:57.668 DIFFERENCE : 0.484

LAP	SECTOR 1	SECTOR 2	LAP TIME	MPH	DIFF	TIME OF DAY
1 -		32.537	2:08.027	75.69	10.359	11:57:22.546
2 -	1:25.824	32.170	1:57.994	82.13	0.326	11:59:20.540
3 -	1:26.060	31.866	1:57.926 **(3)**	82.18	0.258	12:01:18.466
4 -	1:26.101	31.970	1:58.071	82.08	0.403	12:03:16.537
5 -	1:26.213	32.339	1:58.552	81.74	0.884	12:05:15.089
6 -	***1:25.612***	32.095	1:57.707 **(2)**	82.33	0.039	12:07:12.796
7 -	1:26.096	***31.572***	***1:57.668*** **(1)**	***82.36***		***12:09:10.464***
8 -	1:26.080	33.018	1:59.098	81.37	1.430	12:11:09.562
9 -	1:26.048	32.335	1:58.383	81.86	0.715	12:13:07.945
10 -	1:26.491	31.802	1:58.293	81.92	0.625	12:15:06.238

P23 511 William BARRETT Suzuki SV650 -

IDEAL LAP TIME : 1:55.594 BEST LAP TIME : 1:55.769 DIFFERENCE : 0.175

LAP	SECTOR 1	SECTOR 2	LAP TIME	MPH	DIFF	TIME OF DAY
1 -		33.504	2:12.689	73.03	16.920	11:57:27.208
2 -	1:27.742	32.580	2:00.322	80.54	4.553	11:59:27.530
3 -	1:26.320	32.365	1:58.685	81.65	2.916	12:01:26.215
4 -	1:26.930	32.556	1:59.486	81.10	3.717	12:03:25.701
5 -	1:25.876	31.968	1:57.844	82.23	2.075	12:05:23.545
6 -	1:24.540	32.117	1:56.657 **(3)**	83.07	0.888	12:07:20.202
7 -	***1:23.883***	31.886	***1:55.769*** **(1)**	***83.71***		***12:09:15.971***
8 -	1:24.600	32.316	1:56.916	82.89	1.147	12:11:12.887
9 -	1:24.128	31.822	1:55.950 **(2)**	83.58	0.181	12:13:08.837
10 -	1:25.875	***31.711***	1:57.586	82.41	1.817	12:15:06.423

P24 30 David LUFF Suzuki SV 650 - ATP & Sarah O'Neill

IDEAL LAP TIME : 1:58.093 BEST LAP TIME : 1:58.177 DIFFERENCE : 0.084

LAP	SECTOR 1	SECTOR 2	LAP TIME	MPH	DIFF	TIME OF DAY
1 -		32.194	2:06.681	76.50	8.504	11:57:21.200
2 -	1:26.382	32.141	1:58.523 **(3)**	81.76	0.346	11:59:19.723
3 -	1:26.336	***31.996***	1:58.332 **(2)**	81.89	0.155	12:01:18.055
4 -	***1:26.097***	32.080	***1:58.177*** **(1)**	***82.00***		***12:03:16.232***
5 -	1:26.169	32.708	1:58.877	81.52	0.700	12:05:15.109
6 -	1:27.166	32.419	1:59.585	81.04	1.408	12:07:14.694
7 -	1:26.725	32.383	1:59.108	81.36	0.931	12:09:13.802
8 -	1:26.673	32.880	1:59.553	81.06	1.376	12:11:13.355
9 -	1:26.793	32.953	1:59.746	80.93	1.569	12:13:13.101
10 -	1:27.546	32.730	2:00.276	80.57	2.099	12:15:13.377

Weather / Track : Sunny / Dry

Oulton Park International: 2.6920 miles
Date: 05/04/2025 Start: 11:55 Finish: 12:13

BMCRC-MRO Championships 2025 - Rnd 2 @ Oulton Park Int

MRO Minitwins & Rookie Minitwins

RACE 5 - SECTOR ANALYSIS

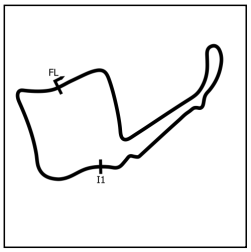

SECTOR 1 = FL to I1, SECTOR 2 = I1 to FL, DIFF = Difference To Personal Best Lap, P = Crossed Finish Line in Pit Lane, D = Time Disallowed

P25 11 Mark OSBORNE Suzuki SV650 -

IDEAL LAP TIME : 1:58.483 BEST LAP TIME : 1:58.523 DIFFERENCE : 0.040

LAP	SECTOR 1	SECTOR 2	LAP TIME	MPH	DIFF	TIME OF DAY
1 -		33.065	2:09.120	75.05	10.597	11:57:23.639
2 -	1:27.076	33.093	2:00.169	80.64	1.646	11:59:23.808
3 -	1:28.572	33.279	2:01.851	79.53	3.328	12:01:25.659
4 -	1:27.311	33.304	2:00.615	80.34	2.092	12:03:26.274
5 -	1:26.237	***32.532***	1:58.769 **(2)**	81.59	0.246	12:05:25.043
6 -	1:27.631	33.599	2:01.230	79.94	2.707	12:07:26.273
7 -	1:26.690	32.753	1:59.443	81.13	0.920	12:09:25.716
8 -	1:26.106	32.765	1:58.871 **(3)**	81.52	0.348	12:11:24.587
9 -	***1:25.951***	32.572	***1:58.523*** **(1)**	***81.76***		***12:13:23.110***
10 -	1:26.284	32.872	1:59.156	81.33	0.633	12:15:22.266

P26 119 Simon HEALEY Suzuki SV650 - Popular Tyres Ltd / Pro Parts Ltd

IDEAL LAP TIME : 1:59.451 BEST LAP TIME : 1:59.579 DIFFERENCE : 0.128

LAP	SECTOR 1	SECTOR 2	LAP TIME	MPH	DIFF	TIME OF DAY
1 -		33.182	2:09.895	74.60	10.316	11:57:24.414
2 -	1:26.937	33.145	2:00.082	80.70	0.503	11:59:24.496
3 -	1:28.096	33.440	2:01.536	79.74	1.957	12:01:26.032
4 -	1:28.263	33.078	2:01.341	79.86	1.762	12:03:27.373
5 -	1:27.660	32.971	2:00.631	80.33	1.052	12:05:28.004
6 -	1:26.851	33.267	2:00.118	80.68	0.539	12:07:28.122
7 -	***1:26.521***	33.058	***1:59.579*** **(1)**	***81.04***		***12:09:27.701***
8 -	1:26.861	33.216	2:00.077	80.70	0.498	12:11:27.778
9 -	1:26.946	***32.930***	1:59.876 **(2)**	80.84	0.297	12:13:27.654
10 -	1:26.779	33.265	2:00.044 **(3)**	80.73	0.465	12:15:27.698

P27 369 RMT Merlin LINDSAY Suzuki SV650S -

IDEAL LAP TIME : 1:59.077 BEST LAP TIME : 1:59.077 DIFFERENCE : 0.000

LAP	SECTOR 1	SECTOR 2	LAP TIME	MPH	DIFF	TIME OF DAY
1 -		33.579	2:12.432	73.17	13.355	11:57:26.951
2 -	1:29.833	33.540	2:03.373	78.55	4.296	11:59:30.324
3 -	1:29.847	33.157	2:03.004	78.78	3.927	12:01:33.328
4 -	1:28.733	33.626	2:02.359	79.20	3.282	12:03:35.687
5 -	1:28.724	33.313	2:02.037	79.41	2.960	12:05:37.724
6 -	1:27.607	32.761	2:00.368 **(2)**	80.51	1.291	12:07:38.092
7 -	***1:26.643***	***32.434***	***1:59.077*** **(1)**	***81.38***		***12:09:37.169***
8 -	1:27.523	33.465	2:00.988 **(3)**	80.10	1.911	12:11:38.157
9 -	1:28.282	33.292	2:01.574	79.71	2.497	12:13:39.731

P28 109 RMT Logan PARSONS Suzuki SV650 - Logan Voiceover

IDEAL LAP TIME : 2:00.447 BEST LAP TIME : 2:00.597 DIFFERENCE : 0.150

LAP	SECTOR 1	SECTOR 2	LAP TIME	MPH	DIFF	TIME OF DAY
1 -		34.958	2:14.578	72.01	13.981	11:57:29.097
2 -	1:28.869	33.513	2:02.382	79.18	1.785	11:59:31.479
3 -	1:30.130	33.103	2:03.233	78.64	2.636	12:01:34.712
4 -	1:28.449	33.612	2:02.061 **(3)**	79.39	1.464	12:03:36.773
5 -	1:28.293	32.872	2:01.165 **(2)**	79.98	0.568	12:05:37.938
6 -	***1:27.701***	32.896	***2:00.597*** **(1)**	***80.36***		***12:07:38.535***
7 -	1:29.987	***32.746***	2:02.733	78.96	2.136	12:09:41.268
8 -	1:29.264	34.310	2:03.574	78.42	2.977	12:11:44.842
9 -	1:35.982	35.512	2:11.494	73.70	10.897	12:13:56.336

BMCRC-MRO Championships 2025 - Rnd 2 @ Oulton Park Int

MRO Minitwins & Rookie Minitwins

RACE 5 - SECTOR ANALYSIS

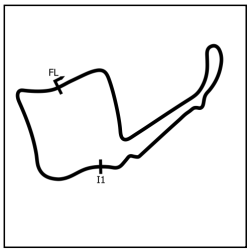

SECTOR 1 = FL to I1, SECTOR 2 = I1 to FL, DIFF = Difference To Personal Best Lap, P = Crossed Finish Line in Pit Lane, D = Time Disallowed

P29 144 Stewart LATIMER Suzuki SV650 - Fat Bloke Racing RR

IDEAL LAP TIME : 2:02.927 BEST LAP TIME : 2:03.300 DIFFERENCE : 0.373

LAP	SECTOR 1	SECTOR 2	LAP TIME	MPH	DIFF	TIME OF DAY
1 -		34.413	2:16.130	71.19	12.830	11:57:30.649
2 -	1:31.102	34.000	2:05.102	77.46	1.802	11:59:35.751
3 -	1:31.315	34.135	2:05.450	77.25	2.150	12:01:41.201
4 -	1:31.032	34.048	2:05.080	77.48	1.780	12:03:46.281
5 -	1:29.924	34.271	2:04.195	78.03	0.895	12:05:50.476
6 -	1:29.958	***33.772***	2:03.730 **(3)**	78.32	0.430	12:07:54.206
7 -	***1:29.155***	34.425	2:03.580 **(2)**	78.42	0.280	12:09:57.786
8 -	1:29.162	34.138	***2:03.300*** **(1)**	***78.59***		***12:12:01.086***
9 -	1:30.132	33.884	2:04.016	78.14	0.716	12:14:05.102

P30 113 RMT Phil ROODT Suzuki SV650 - Carter Thorne Carpets and flooring 2018 ltd

IDEAL LAP TIME : 2:03.684 BEST LAP TIME : 2:03.684 DIFFERENCE : 0.000

LAP	SECTOR 1	SECTOR 2	LAP TIME	MPH	DIFF	TIME OF DAY
1 -		34.344	2:15.692	71.42	12.008	11:57:30.211
2 -	***1:30.216***	***33.468***	***2:03.684*** **(1)**	***78.35***		***11:59:33.895***
3 -	1:32.760	34.350	2:07.110 **(3)**	76.24	3.426	12:01:41.005
4 -	1:32.575	34.649	2:07.224	76.17	3.540	12:03:48.229
5 -	1:32.310	35.611	2:07.921	75.76	4.237	12:05:56.150
6 -	1:33.176	34.736	2:07.912	75.76	4.228	12:08:04.062
7 -	1:32.307	34.842	2:07.149	76.22	3.465	12:10:11.211
8 -	1:31.122	35.631	2:06.753 **(2)**	76.45	3.069	12:12:17.964
9 -	1:35.063	36.292	2:11.355	73.77	7.671	12:14:29.319

P31 33 Steve COSTIN Suzuki SV650 - ATP Motorsport / A&R Racing / Sublime dsg

IDEAL LAP TIME : 1:51.863 BEST LAP TIME : 1:52.225 DIFFERENCE : 0.362

LAP	SECTOR 1	SECTOR 2	LAP TIME	MPH	DIFF	TIME OF DAY
1 -		30.673	1:57.316	82.60	5.091	11:57:11.835
2 -	1:21.937	30.901	1:52.838	85.88	0.613	11:59:04.673
3 -	1:21.562	***30.663***	***1:52.225*** **(1)**	***86.35***		***12:00:56.898***
4 -	1:21.593	30.796	1:52.389 **(2)**	86.22	0.164	12:02:49.287
5 -	1:22.070	30.834	1:52.904	85.83	0.679	12:04:42.191
6 -	1:21.596	31.300	1:52.896	85.84	0.671	12:06:35.087
7 -	1:21.728	30.777	1:52.505 **(3)**	86.14	0.280	12:08:27.592
8 -	***1:21.200***	IN PIT	1:59.980 **P**	80.77	7.755	12:10:27.572

P32 162 Max PRIESTLEY Suzuki SV650 -

IDEAL LAP TIME : 2:01.596 BEST LAP TIME : 2:01.841 DIFFERENCE : 0.245

LAP	SECTOR 1	SECTOR 2	LAP TIME	MPH	DIFF	TIME OF DAY
1 -		34.170	2:13.201	72.75	11.360	11:57:27.720
2 -	1:29.283	***32.943***	2:02.226 **(3)**	79.29	0.385	11:59:29.946
3 -	1:28.884	33.145	2:02.029 **(2)**	79.41	0.188	12:01:31.975
4 -	***1:28.653***	33.188	***2:01.841*** **(1)**	***79.54***		***12:03:33.816***

P33 660 Ronnie HARRIS Suzuki SV650 -

IDEAL LAP TIME : 1:50.488 BEST LAP TIME : 1:50.488 DIFFERENCE : 0.000

LAP	SECTOR 1	SECTOR 2	LAP TIME	MPH	DIFF	TIME OF DAY
1 -		30.467	1:55.687	83.77	5.199	11:57:10.206
2 -	***1:20.161***	***30.327***	***1:50.488*** **(1)**	***87.71***		***11:59:00.694***

BMCRC-MRO Championships 2025 - Rnd 2 @ Oulton Park Int

MRO Minitwins & Rookie Minitwins

RACE 5 - BEST SECTORS

	SECTOR 1		SECTOR 2	
POS	NO	TIME	NO	TIME
1	333	1:18.375	1	29.742
2	22	1:19.120	22	29.974
3	1	1:19.264	333	29.993
4	66	1:19.470	66	30.032
5	21	1:19.957	21	30.119
6	660	1:20.161	660	30.327
7	96	1:20.434	96	30.393
8	141	1:20.435	141	30.449
9	73	1:20.698	73	30.531
10	19	1:20.839	19	30.585
11	33	1:21.200	33	30.663
12	27	1:21.659	69	30.807
13	69	1:21.699	27	30.914
14	410	1:21.884	410	31.049
15	77	1:22.522	4	31.141
16	115	1:22.702	115	31.198
17	52	1:22.997	140	31.205
18	4	1:23.342	12	31.525
19	140	1:23.654	7	31.572
20	12	1:23.784	81	31.594
21	511	1:23.883	217	31.648
22	81	1:24.138	511	31.711
23	217	1:24.459	77	31.724
24	55	1:25.274	52	31.775
25	7	1:25.612	55	31.959
26	11	1:25.951	30	31.996
27	30	1:26.097	369	32.434
28	119	1:26.521	11	32.532
29	369	1:26.643	109	32.746
30	109	1:27.701	119	32.930
31	162	1:28.653	162	32.943
32	144	1:29.155	113	33.468
33	113	1:30.216	144	33.772
34				

IDEAL / BEST COMPARISON

PERFECT LAP 1:48.117

POS	NO	NAME	IDEAL	BEST	DIFF
1	333	LINDEMANN	1:48.368	1:48.999	0.631
2	1	TWYFORD	1:49.006	1:49.381	0.375
3	22	DOWDS	1:49.094	1:49.280	0.186
4	66	DUCRAN	1:49.502	1:49.502	0.000
5	21	FINNIS	1:50.076	1:50.618	0.542
6	660	HARRIS	1:50.488	1:50.488	0.000
7	96	HOWARTH	1:50.827	1:50.827	0.000
8	141	HARRIS	1:50.884	1:50.900	0.016
9	73	SIMS	1:51.229	1:51.572	0.343
10	19	LILLEY	1:51.424	1:51.593	0.169
11	33	COSTIN	1:51.863	1:52.225	0.362
12	69	GRIFFITHS	1:52.506	1:52.506	0.000
13	27	BETTIS	1:52.573	1:52.573	0.000
14	410	GUILLERY	1:52.933	1:53.302	0.369
15	115	MAHER	1:53.900	1:54.196	0.296
16	77	CRISP	1:54.246	1:54.323	0.077
17	4	KILLWORTH	1:54.483	1:54.784	0.301
18	52	EGGINTON	1:54.772	1:54.928	0.156
19	140	SALES	1:54.859	1:54.884	0.025
20	12	TAYLOR	1:55.309	1:55.707	0.398
21	511	BARRETT	1:55.594	1:55.769	0.175
22	81	MAY	1:55.732	1:56.108	0.376
23	217	SIGGINS	1:56.107	1:56.203	0.096
24	7	LECOQ	1:57.184	1:57.668	0.484
25	55	MANSON-CHUBB	1:57.233	1:57.330	0.097
26	30	LUFF	1:58.093	1:58.177	0.084
27	11	OSBORNE	1:58.483	1:58.523	0.040
28	369	LINDSAY	1:59.077	1:59.077	0.000
29	119	HEALEY	1:59.451	1:59.579	0.128
30	109	PARSONS	2:00.447	2:00.597	0.150
31	162	PRIESTLEY	2:01.596	2:01.841	0.245
32	144	LATIMER	2:02.927	2:03.300	0.373
33	113	ROODT	2:03.684	2:03.684	0.000

Weather / Track : Sunny / Dry

Oulton Park International: 2.6920 miles
Date: 05/04/2025 Start: 11:55 Finish: 12:13

Results can be found at www.tsl-timing.com

Printed - 12:17 Saturday, 05 April 2025

BMCRC-MRO Championships 2025 - Rnd 2 @ Oulton Park Int

MRO Minitwins & Rookie Minitwins

RACE 5 - STATISTICS

Competitors Started	34
Planned Start	2025-04-05 @ 10:30:00.000
Actual Start	2025-04-05 @ 11:55:14.518
Finish Time	2025-04-05 @ 12:13:38.132
Track Length	2.6920mi.
Total Laps	310
Total Distance Covered	834.5288mi.

Session Fastest Lap History

NO	CL	NAME	LAP TIME	TIME OF DAY	LAP	VEHICLE
333		**David LINDEMANN**	**1:49.631**	11:58:59.449	2	Suzuki SV650
66		**Mitch DUCRAN**	**1:49.502**	12:00:50.103	3	Suzuki SV650
333		**David LINDEMANN**	**1:49.362**	12:02:38.765	4	Suzuki SV650
22		**Darren DOWDS**	**1:49.280**	12:08:08.885	7	Suzuki SV 650
333		**David LINDEMANN**	**1:48.999**	12:13:38.148	10	Suzuki SV650

Session Leader History

NO	CL	NAME	FROM LAP	LAPS LED	DISTANCE	VEHICLE
1		**David TWYFORD**	1	1	2.69 miles	Suzuki SV650 K2
333		**David LINDEMANN**	2	4	10.76 miles	Suzuki SV650
1		**David TWYFORD**	6	3	8.07 miles	Suzuki SV650 K2
333		**David LINDEMANN**	9	2	5.38 miles	Suzuki SV650

Flag History

TYPE	TIME OF DAY
GREEN	11:55:14.518
FINISH	12:13:38.132

Flag Statistics

TYPE	COUNT	TOTAL LAPS	TOTAL TIME
Green	1	10	20:22.133
Red	0	0	0.000
Safety Car	0	0	0.000
FCY	0	0	0.000

Weather / Track : Sunny / Dry

Oulton Park International: 2.6920 miles
Date: 05/04/2025 Start: 11:55 Finish: 12:13

BMCRC-MRO Championships 2025 - Rnd 2 @ Oulton Park Int

MRO Minitwins & Rookie Minitwins

RACE 5 - STATISTICS

CLASS : 28 Starters

Fastest Lap History

NO	NAME	LAP TIME	TIME OF DAY	LAP	VEHICLE
333	**David LINDEMANN**	**1:49.631**	11:58:59.449	2	Suzuki SV650
66	**Mitch DUCRAN**	**1:49.502**	12:00:50.103	3	Suzuki SV650
333	**David LINDEMANN**	**1:49.362**	12:02:38.765	4	Suzuki SV650
22	**Darren DOWDS**	**1:49.280**	12:08:08.885	7	Suzuki SV 650
333	**David LINDEMANN**	**1:48.999**	12:13:38.148	10	Suzuki SV650

Leader History

NO	NAME	FROM LAP	LAPS LED	DISTANCE	VEHICLE
1	**David TWYFORD**	1	1	2.69 miles	Suzuki SV650 K2
333	**David LINDEMANN**	2	4	10.76 miles	Suzuki SV650
1	**David TWYFORD**	6	3	8.07 miles	Suzuki SV650 K2
333	**David LINDEMANN**	9	2	5.38 miles	Suzuki SV650

Weather / Track : Sunny / Dry

Oulton Park International: 2.6920 miles
Date: 05/04/2025 Start: 11:55 Finish: 12:13

BMCRC-MRO Championships 2025 - Rnd 2 @ Oulton Park Int

MRO Minitwins & Rookie Minitwins

RACE 5 - STATISTICS

CLASS : RMT

6 Starters

Fastest Lap History

NO	NAME	LAP TIME	TIME OF DAY	LAP	VEHICLE
96	**William HOWARTH**	**1:51.913**	11:59:04.120	2	Suzuki SV650
96	**William HOWARTH**	**1:51.904**	12:00:56.025	3	Suzuki SV650
96	**William HOWARTH**	**1:51.484**	12:02:47.509	4	Suzuki SV650
96	**William HOWARTH**	**1:51.451**	12:06:30.840	6	Suzuki SV650
96	**William HOWARTH**	**1:51.419**	12:10:14.098	8	Suzuki SV650
96	**William HOWARTH**	**1:50.827**	12:13:57.112	10	Suzuki SV650

Leader History

NO	NAME	FROM LAP	LAPS LED	DISTANCE	VEHICLE
96	**William HOWARTH**	1	10	26.92 miles	Suzuki SV650

Weather / Track : Sunny / Dry

Oulton Park International: 2.6920 miles
Date: 05/04/2025 Start: 11:55 Finish: 12:13

BMCRC-MRO Championships 2025 - Rnd 2 @ Oulton Park Int

MRO Minitwins & Rookie Minitwins

RACE 15 - GRID (10 Laps)

MRO MINITWINS

BMCRC ROOKIE MINITWINS

ROW 13							37	195 Alex COOK
ROW 12	36	3 Oliver ARBON		35	164 Adam FEARNLEY		34	117 Daniel ROSSI
ROW 11			2:03.684 33	113 Phil ROODT		2:03.300 32	144 Stewart LATIMER	2:01.841 31 162 Max PRIESTLEY
ROW 10	2:00.597 30	109 Logan PARSONS		1:59.579 29	119 Simon HEALEY		1:59.077 28	369 Merlin LINDSAY
ROW 9			1:58.523 27	11 Mark OSBORNE		1:58.177 26	30 David LUFF	1:57.668 25 7 Esteban LECOQ
ROW 8	1:57.330 24	55 Magnus MANSON-CHUBB		1:56.203 23	217 Martin SIGGINS		1:56.108 22	81 Malvern MAY
ROW 7			1:55.769 21	511 William BARRETT		1:55.707 20	12 Russell TAYLOR	1:54.928 19 52 James EGGINTON
ROW 6	1:54.884 18	140 Daniel SALES		1:54.784 17	4 Hayden KILLWORTH		1:54.323 16	77 Joshua CRISP
ROW 5			1:54.196 15	115 Brian MAHER		1:53.302 14	410 Noah GUILLERY	1:52.573 13 27 Jack BETTIS
ROW 4	1:52.506 12	69 Jack GRIFFITHS		1:52.225 11	33 Steve COSTIN		1:51.593 10	19 Kevin LILLEY
ROW 3			1:51.572 9	73 Ollie SIMS		1:50.900 8	141 Bill HARRIS	1:50.827 7 96 William HOWARTH
ROW 2	1:50.618 6	21 Toby FINNIS		1:50.488 5	660 Ronnie HARRIS		1:49.502 4	66 Mitch DUCRAN
ROW 1			1:49.381 3	1 David TWYFORD		1:49.280 2	22 Darren DOWDS	1:48.999 1 333 David LINDEMANN

Pole

These results are provisional until the conclusion of any judicial and technical matters.

Oulton Park International: 2.6920 miles

Clerk Of Course:	Timekeeper: *Craig Smith*	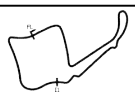

Results can be found at www.tsl-timing.com

Printed - 12:18 Saturday, 05 April 2025

TSL SPORTS TIMING TIMING SOLUTIONS LTD

BMCRC-MRO Championships 2025 - Rnd 2 @ Oulton Park Int

MRO Minitwins & Rookie Minitwins

RACE 15 - CLASSIFICATION

Race Distance: 7 Laps / 18.84 miles

POS	NO	CL	PIC	NAME	ENTRY	LAPS	TIME	GAP	DIFF	MPH	BEST	ON	GRD	↑↓
1	333		1	David LINDEMANN	Suzuki SV650 - Giraffe Decorators	7	12:52.693			87.79	1:48.950	7	1	0
2	1		2	David TWYFORD	Suzuki SV650 K2 - IMP Racing, MHP, Chris Cowan	7	12:52.916	0.223	0.223	87.77	1:49.086	7	3	1
3	22		3	Darren DOWDS	Suzuki SV 650 - sublime dsg Ltd	7	12:53.601	0.908	0.685	87.69	1:48.895	7	2	-1
4	66		4	Mitch DUCRAN	Suzuki SV650 - JP Haulage	7	12:55.286	2.593	1.685	87.50	1:49.666	7	4	0
5	660		5	Ronnie HARRIS	Suzuki SV650 -	7	12:55.352	2.659	0.066	87.49	1:49.645	7	5	0
6	21		6	Toby FINNIS	Suzuki SV650 - Tey Farm, Harlow AG, Sublime Dsg Ltd	7	13:06.149	13.456	10.797	86.29	1:51.294	2	6	0
7	96	RMT	1	William HOWARTH	Suzuki SV650 -	7	13:06.230	13.537	0.081	86.28	1:51.047	2	7	0
8	73		7	Ollie SIMS	Suzuki SV650 - Motorbodies Weston ltd	7	13:06.378	13.685	0.148	86.26	1:50.838	2	9	1
9	141		8	Bill HARRIS	Suzuki SV650 -	7	13:07.180	14.487	0.802	86.17	1:50.673	7	8	-1
10	19		9	Kevin LILLEY	Suzuki SV650 - Trafalgar Cleaning Eqpt. / Steve Jordan Motc	7	13:08.127	15.434	0.947	86.07	1:50.880	7	10	0
11	33		10	Steve COSTIN	Suzuki SV650 - ATP Motorsport / A&R Racing / Sublime dsg	7	13:16.931	24.238	8.804	85.12	1:52.048	4	11	0
12	410		11	Noah GUILLERY	Suzuki SV 650 - MDM-R/ ACT Systems/ Ultimate clean	7	13:17.002	24.309	0.071	85.11	1:52.140	2	14	2
13	69		12	Jack GRIFFITHS	Suzuki SV650 - Joe's Carpets, ATP Racing	7	13:17.229	24.536	0.227	85.09	1:52.488	5	12	-1
14	115		13	Brian MAHER	Suzuki SV650 - Spraytech /Espresso Solutions	7	13:31.473	38.780	14.244	83.59	1:54.190	7	15	1
15	27		14	Jack BETTIS	Suzuki SV 650 - NB Toolmaking, Lewis Allen Lettings & Prop	7	13:31.634	38.941	0.161	83.58	1:53.942	7	13	-2
16	4		15	Hayden KILLWORTH	Suzuki SV650 - Amy - Helmet City - GreenplantUK	7	13:32.201	39.508	0.567	83.52	1:53.800	7	17	1
17	52		16	James EGGINTON	Suzuki SV650 - Advance Computer Services - www.ACS.co	7	13:33.158	40.465	0.957	83.42	1:54.422	5	19	2
18	140		17	Daniel SALES	Suzuki SV650 - Team Freddie, Ron & Frankie	7	13:33.642	40.949	0.484	83.37	1:54.364	5	18	0
19	81		18	Malvern MAY	Suzuki SV650 - IMP racing	7	13:37.939	45.246	4.297	82.93	1:55.080	5	22	3
20	12		19	Russell TAYLOR	Suzuki SV650 -	7	13:45.714	53.021	7.775	82.15	1:56.638	7	20	0
21	77	RMT	2	Joshua CRISP	Suzuki SV650 - JMC GUITARWORKS	7	13:45.729	53.036	0.015	82.15	1:56.705	4	16	-5
22	7		20	Esteban LECOQ	Suzuki SV650 SK5 -	7	13:57.751	1:05.058	12.022	80.97	1:57.472	7	25	3
23	30		21	David LUFF	Suzuki SV 650 - ATP & Sarah O'Neill	7	13:57.917	1:05.224	0.166	80.96	1:57.113	7	26	3
24	217	RMT	3	Martin SIGGINS	Suzuki SV650 - Siggins Property Services	7	13:58.344	1:05.651	0.427	80.92	1:57.200	7	23	-1
25	55		22	Magnus MANSON-CHUBB	Suzuki SV650 -	7	14:11.234	1:18.541	12.890	79.69	1:59.177	2	24	-1
26	11		23	Mark OSBORNE	Suzuki SV650 -	7	14:12.357	1:19.664	1.123	79.58	1:58.910	2	27	1
27	369	RMT	4	Merlin LINDSAY	Suzuki SV650S -	7	14:25.059	1:32.366	12.702	78.42	2:01.608	2	28	1
28	119		24	Simon HEALEY	Suzuki SV650 - Popular Tyres Ltd / Pro Parts Ltd	7	14:25.406	1:32.713	0.347	78.38	2:01.818	6	29	1
29	144		25	Stewart LATIMER	Suzuki SV650 - Fat Bloke Racing RR	7	14:31.147	1:38.454	5.741	77.87	2:01.941	7	32	3
30	162		26	Max PRIESTLEY	Suzuki SV650 -	7	14:31.458	1:38.765	0.311	77.84	2:00.741	7	31	1
31	109	RMT	5	Logan PARSONS	Suzuki SV650 - Logan Voiceover	7	14:36.462	1:43.769	5.004	77.40	2:02.137	4	30	-1
32	117		27	Daniel ROSSI	Suzuki SV650 - DForce DRP Racing	7	14:47.750	1:55.057	11.288	76.41	2:03.040	2	34	2
33	113	RMT	6	Phil ROODT	Suzuki SV650 - Carter Thorne Carpets and flooring 2018 ltd	7	14:48.717	1:56.024	0.967	76.33	2:04.125	2	33	0
34	164	RMT	7	Adam FEARNLEY	Suzuki SV650 -	7	14:51.844	1:59.151	3.127	76.06	2:04.592	6	35	1

FASTEST LAP

22		Darren DOWDS	Suzuki SV 650 - sublime dsg Ltd	7	1:48.895	88.99 mph	143.22 kph
96	RMT	William HOWARTH	Suzuki SV650 -	2	1:51.047	87.27 mph	140.45 kph

Class - 92.5% of Race Speed = 81.20 mph
Class RMT - 92.5% of Race Speed = 79.80 mph

Weather / Track : Sunny / Dry
These results are provisional until the conclusion of any judicial and technical matters.

Date: 05/04/2025 Start: 16:28 Finish: 16:41
Oulton Park International: 2.6920 miles

Clerk Of Course:

Timekeeper: Craig Smith

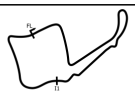

Results can be found at www.tsl-timing.com

Printed - 16:43 Saturday, 05 April 2025

BMCRC-MRO Championships 2025 - Rnd 2 @ Oulton Park Int

MRO Minitwins & Rookie Minitwins

RACE 15 - LAP CHART

LAP 1 @ 16:30:10.911

NO	BEHIND	LAP TIME
333		1:54.416
22	0.183	1:54.599
66	0.277	1:54.693
1	0.464	1:54.880
21	1.201	1:55.617
660	1.229	1:55.645
73	1.423	1:55.839
96	1.772	1:56.188
33	3.084	1:57.500
141	4.096	1:58.512
19	4.185	1:58.601
410	4.252	1:58.668
69	4.635	1:59.051
52	7.952	2:02.368
27	8.079	2:02.495
115	8.236	2:02.652
77	9.202	2:03.618
4	9.378	2:03.794
81	9.512	2:03.928
140	9.789	2:04.205
12	10.223	2:04.639
30	11.306	2:05.722
217	12.250	2:06.666
55	13.268	2:07.684
7	13.379	2:07.795
11	14.002	2:08.418
119	16.940	2:11.356
369	17.441	2:11.857
109	17.892	2:12.308
117	18.786	2:13.202
144	18.980	2:13.396
162	19.779	2:14.195
113	20.085	2:14.501
164	24.650	2:19.066

LAP 2 @ 16:32:00.116

NO	BEHIND	LAP TIME
333		1:49.205
22	0.670	1:49.692
1	1.167	1:49.908
66	1.271	1:50.199
660	1.757	1:49.733
73	3.056	1:50.838
21	3.290	1:51.294
96	3.614	1:51.047
141	6.417	1:51.526
33	6.576	1:52.697
19	6.783	1:51.803
410	7.187	1:52.140
69	8.618	1:53.188
27	12.931	1:54.057
52	14.035	1:55.288
115	14.868	1:55.837
4	15.498	1:55.325
140	16.693	1:56.109
77	17.120	1:57.123
81	17.264	1:56.957
12	17.720	1:56.702
30	20.743	1:58.642
217	21.747	1:58.702
7	22.192	1:58.018
55	23.240	1:59.177
11	23.707	1:58.910
369	29.844	2:01.608
119	30.846	2:03.111
109	31.384	2:02.697
117	32.621	2:03.040
144	32.733	2:02.958
162	33.400	2:02.826
113	35.005	2:04.125
164	43.565	2:08.120

LAP 3 @ 16:33:50.446

NO	BEHIND	LAP TIME
1		1:49.163
333	0.228	1:50.558
22	0.820	1:50.480
66	1.427	1:50.486
660	1.598	1:50.171
73	4.208	1:51.482
21	4.319	1:51.359
96	4.617	1:51.333
141	8.088	1:52.001
19	8.739	1:52.286
33	9.187	1:52.941
410	9.460	1:52.603
69	11.408	1:53.120
27	17.748	1:55.147
52	18.736	1:55.031
115	19.940	1:55.402
4	20.522	1:55.354
140	21.411	1:55.048
81	22.704	1:55.770
77	24.077	1:57.287
12	24.328	1:56.938
30	29.369	1:58.956
217	29.512	1:58.095
7	30.037	1:58.175
55	33.220	2:00.310
11	33.382	2:00.005
369	41.851	2:02.337
119	42.444	2:01.928
109	44.526	2:03.472
144	45.113	2:02.710
162	45.835	2:02.765
117	47.843	2:05.552
113	49.117	2:04.442
164	58.680	2:05.445

LAP 4 @ 16:35:41.087

NO	BEHIND	LAP TIME
1		1:50.641
333	0.020	1:50.433
22	0.105	1:49.926
66	0.770	1:49.984
660	1.037	1:50.080
73	5.693	1:52.126
96	5.901	1:51.925
21	6.112	1:52.434
141	9.206	1:51.759
19	9.466	1:51.368
33	10.594	1:52.048
410	10.980	1:52.161
69	13.291	1:52.524
27	22.355	1:55.248
52	23.115	1:55.020
115	23.666	1:54.367
4	24.313	1:54.432
140	25.247	1:54.477
81	27.347	1:55.284
77	30.141	1:56.705
12	30.668	1:56.981
217	37.307	1:58.436
30	38.718	1:59.990
7	38.844	1:59.448
55	43.556	2:00.977
11	45.580	2:02.839
369	53.123	2:01.913
119	54.056	2:02.253
109	56.022	2:02.137
144	56.470	2:01.998
162	56.880	2:01.686
117	1:02.100	2:04.898
113	1:03.792	2:05.316
164	1:13.184	2:05.145

LAP 5 @ 16:37:30.950

NO	BEHIND	LAP TIME
1		1:49.863
333	0.003	1:49.846
22	0.805	1:50.563
66	0.996	1:50.089
660	1.347	1:50.173
73	7.619	1:51.789
96	7.789	1:51.751
21	8.008	1:51.759
141	10.794	1:51.451
19	11.181	1:51.578
33	14.317	1:53.586
410	14.379	1:53.262
69	15.916	1:52.488
52	27.674	1:54.422
27	27.824	1:55.332
115	28.064	1:54.261
4	28.939	1:54.489
140	29.748	1:54.364
81	32.564	1:55.080
77	37.126	1:56.848
12	37.717	1:56.912
217	46.707	1:59.263
7	47.144	1:58.163
30	47.931	1:59.076
55	54.552	2:00.859
11	56.770	2:01.053
369	1:06.021	2:02.761
119	1:06.574	2:02.381
162	1:09.888	2:02.871
109	1:10.019	2:03.860
144	1:10.491	2:03.884
117	1:18.599	2:06.362
113	1:19.389	2:05.460
164	1:28.137	2:04.816

LAP 6 @ 16:39:20.238

NO	BEHIND	LAP TIME
333		1:49.285
1	0.087	1:49.375
22	0.963	1:49.446
66	1.877	1:50.169
660	1.964	1:49.905
73	10.726	1:52.395
96	10.930	1:52.429
21	10.979	1:52.259
141	12.764	1:51.258
19	13.504	1:51.611
410	18.797	1:53.706
33	19.011	1:53.982
69	19.353	1:52.725
115	33.540	1:54.764
27	33.949	1:55.413
4	34.658	1:55.007
52	34.753	1:56.367
140	35.023	1:54.563
81	38.695	1:55.419
77	45.205	1:57.367
12	45.333	1:56.904
7	56.536	1:58.680
30	57.061	1:58.418
217	57.401	1:59.982
55	1:06.887	2:01.623
11	1:08.729	2:01.247
369	1:18.844	2:02.111
119	1:19.104	2:01.818
144	1:25.463	2:04.260
109	1:26.368	2:05.637
162	1:26.974	2:06.374
117	1:34.730	2:05.419
113	1:37.486	2:07.385
164	1:43.441	2:04.592

LAP 7 @ 16:41:09.188

NO	BEHIND	LAP TIME
333		1:48.950
1	0.223	1:49.086
22	0.908	1:48.895
66	2.593	1:49.666
660	2.659	1:49.645
21	13.456	1:51.427
96	13.537	1:51.557
73	13.685	1:51.909
141	14.487	1:50.673
19	15.434	1:50.880
33	24.238	1:54.177
410	24.309	1:54.462
69	24.536	1:54.133
115	38.780	1:54.190
27	38.941	1:53.942
4	39.508	1:53.800
52	40.465	1:54.662
140	40.949	1:54.876
81	45.246	1:55.501
12	53.021	1:56.638
77	53.036	1:56.781
7	1:05.058	1:57.472
30	1:05.224	1:57.113
217	1:05.651	1:57.200
55	1:18.541	2:00.604
11	1:19.664	1:59.885
369	1:32.366	2:02.472
119	1:32.713	2:02.559
144	1:38.454	2:01.941
162	1:38.765	2:00.741
109	1:43.769	2:06.351
117	1:55.057	2:09.277
113	1:56.024	2:07.488
164	1:59.151	2:04.660

Weather / Track : Sunny / Dry

Oulton Park International: 2.6920 miles
Date: 05/04/2025 Start: 16:28 Finish: 16:41

Results can be found at www.tsl-timing.com

Printed - 16:43 Saturday, 05 April 2025

BMCRC-MRO Championships 2025 - Rnd 2 @ Oulton Park Int

MRO Minitwins & Rookie Minitwins

RACE 15 - POSITION CHART

No	Name	Lap Pos	1	2	3	4	5	6	7
333	LINDEMANN	1	333	333	1	1	1	333	333
22	DOWDS	2	22	22	333	333	333	1	1
1	TWYFORD	3	66	1	22	22	22	22	22
66	DUCRAN	4	1	66	66	66	66	66	66
660	HARRIS	5	21	660	660	660	660	660	660
21	FINNIS	6	660	73	73	73	73	73	21
96	HOWARTH	7	73	21	21	96	96	96	96
141	HARRIS	8	96	96	96	21	21	21	73
73	SIMS	9	33	141	141	141	141	141	141
19	LILLEY	10	141	33	19	19	19	19	19
33	COSTIN	11	19	19	33	33	33	410	33
69	GRIFFITHS	12	410	410	410	410	410	33	410
27	BETTIS	13	69	69	69	69	69	69	69
410	GUILLERY	14	52	27	27	27	52	115	115
115	MAHER	15	27	52	52	52	27	27	27
77	CRISP	16	115	115	115	115	115	4	4
4	KILLWORTH	17	77	4	4	4	4	52	52
140	SALES	18	4	140	140	140	140	140	140
52	EGGINTON	19	81	77	81	81	81	81	81
12	TAYLOR	20	140	81	77	77	77	77	12
81	MAY	21	12	12	12	12	12	12	77
217	SIGGINS	22	30	30	30	217	217	7	7
55	MANSON-CHUBB	23	217	217	217	30	7	30	30
7	LECOQ	24	55	7	7	7	30	217	217
30	LUFF	25	7	55	55	55	55	55	55
11	OSBORNE	26	11	11	11	11	11	11	11
369	LINDSAY	27	119	369	369	369	369	369	369
119	HEALEY	28	369	119	119	119	119	119	119
109	PARSONS	29	109	109	109	109	162	144	144
162	PRIESTLEY	30	117	117	144	144	109	109	162
144	LATIMER	31	144	144	162	162	144	162	109
113	ROODT	32	162	162	117	117	117	117	117
117	ROSSI	33	113	113	113	113	113	113	113
164	FEARNLEY	34	164	164	164	164	164	164	164

Weather / Track : Sunny / Dry

Oulton Park International: 2.6920 miles
Date: 05/04/2025 Start: 16:28 Finish: 16:41

Results can be found at www.tsl-timing.com

Printed - 16:43 Saturday, 05 April 2025

BMCRC-MRO Championships 2025 - Rnd 2 @ Oulton Park Int

MRO Minitwins & Rookie Minitwins

RACE 15 - SECTOR ANALYSIS

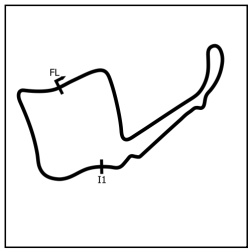

SECTOR 1 = FL to I1, SECTOR 2 = I1 to FL, DIFF = Difference To Personal Best Lap, P = Crossed Finish Line in Pit Lane, D = Time Disallowed

P1 333 David LINDEMANN Suzuki SV650 - Giraffe Decorators

IDEAL LAP TIME : 1:48.741 BEST LAP TIME : 1:48.950 DIFFERENCE : 0.209

LAP	SECTOR 1	SECTOR 2	LAP TIME	MPH	DIFF	TIME OF DAY
1 -		30.416	1:54.416	84.70	5.466	16:30:10.911
2 -	1:19.053	30.152	1:49.205 (2)	88.74	0.255	16:32:00.116
3 -	1:19.654	30.904	1:50.558	87.65	1.608	16:33:50.674
4 -	1:19.687	30.746	1:50.433	87.75	1.483	16:35:41.107
5 -	1:19.934	***29.912***	1:49.846	88.22	0.896	16:37:30.953
6 -	1:19.047	30.238	1:49.285 (3)	88.67	0.335	16:39:20.238
7 -	***1:18.829***	30.121	***1:48.950 (1)***	***88.95***		***16:41:09.188***

P2 1 David TWYFORD Suzuki SV650 K2 - IMP Racing, MHP, Chris Cowan

IDEAL LAP TIME : 1:48.688 BEST LAP TIME : 1:49.086 DIFFERENCE : 0.398

LAP	SECTOR 1	SECTOR 2	LAP TIME	MPH	DIFF	TIME OF DAY
1 -		30.559	1:54.880	84.35	5.794	16:30:11.375
2 -	1:19.809	30.099	1:49.908	88.17	0.822	16:32:01.283
3 -	***1:18.834***	30.329	1:49.163 (2)	88.77	0.077	16:33:50.446
4 -	1:19.969	30.672	1:50.641	87.59	1.555	16:35:41.087
5 -	1:19.593	30.270	1:49.863	88.21	0.777	16:37:30.950
6 -	1:19.474	29.901	1:49.375 (3)	88.60	0.289	16:39:20.325
7 -	1:19.232	***29.854***	***1:49.086 (1)***	***88.84***		***16:41:09.411***

P3 22 Darren DOWDS Suzuki SV 650 - sublime dsg Ltd

IDEAL LAP TIME : 1:48.895 BEST LAP TIME : 1:48.895 DIFFERENCE : 0.000

LAP	SECTOR 1	SECTOR 2	LAP TIME	MPH	DIFF	TIME OF DAY
1 -		30.784	1:54.599	84.56	5.704	16:30:11.094
2 -	1:19.551	30.141	1:49.692 (3)	88.35	0.797	16:32:00.786
3 -	1:20.122	30.358	1:50.480	87.71	1.585	16:33:51.266
4 -	1:19.589	30.337	1:49.926	88.16	1.031	16:35:41.192
5 -	1:20.241	30.322	1:50.563	87.65	1.668	16:37:31.755
6 -	1:19.337	30.109	1:49.446 (2)	88.54	0.551	16:39:21.201
7 -	***1:18.877***	***30.018***	***1:48.895 (1)***	***88.99***		***16:41:10.096***

P4 66 Mitch DUCRAN Suzuki SV650 - JP Haulage

IDEAL LAP TIME : 1:49.452 BEST LAP TIME : 1:49.666 DIFFERENCE : 0.214

LAP	SECTOR 1	SECTOR 2	LAP TIME	MPH	DIFF	TIME OF DAY
1 -		30.574	1:54.693	84.49	5.027	16:30:11.188
2 -	1:19.827	30.372	1:50.199	87.94	0.533	16:32:01.387
3 -	1:20.148	30.338	1:50.486	87.71	0.820	16:33:51.873
4 -	1:19.663	30.321	1:49.984 (2)	88.11	0.318	16:35:41.857
5 -	1:19.869	***30.220***	1:50.089 (3)	88.03	0.423	16:37:31.946
6 -	1:19.716	30.453	1:50.169	87.96	0.503	16:39:22.115
7 -	***1:19.232***	30.434	***1:49.666 (1)***	***88.37***		***16:41:11.781***

P5 660 Ronnie HARRIS Suzuki SV650 -

IDEAL LAP TIME : 1:49.527 BEST LAP TIME : 1:49.645 DIFFERENCE : 0.118

LAP	SECTOR 1	SECTOR 2	LAP TIME	MPH	DIFF	TIME OF DAY
1 -		30.328	1:55.645	83.80	6.000	16:30:12.140
2 -	1:19.590	30.143	1:49.733 (2)	88.31	0.088	16:32:01.873
3 -	1:19.994	30.177	1:50.171	87.96	0.526	16:33:52.044
4 -	1:19.770	30.310	1:50.080	88.03	0.435	16:35:42.124
5 -	1:20.064	30.109	1:50.173	87.96	0.528	16:37:32.297
6 -	1:19.804	***30.101***	1:49.905 (3)	88.17	0.260	16:39:22.202
7 -	***1:19.426***	30.219	***1:49.645 (1)***	***88.38***		***16:41:11.847***

Weather / Track : Sunny / Dry

Oulton Park International: 2.6920 miles
Date: 05/04/2025 Start: 16:28 Finish: 16:41

BMCRC-MRO Championships 2025 - Rnd 2 @ Oulton Park Int

MRO Minitwins & Rookie Minitwins

RACE 15 - SECTOR ANALYSIS

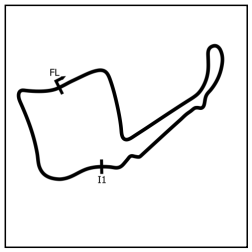

SECTOR 1 = FL to I1, SECTOR 2 = I1 to FL, DIFF = Difference To Personal Best Lap, P = Crossed Finish Line in Pit Lane, D = Time Disallowed

P6 21 Toby FINNIS — Suzuki SV650 - Tey Farm, Harlow AG, Sublime Dsg Ltd

IDEAL LAP TIME : 1:50.789 BEST LAP TIME : 1:51.294 DIFFERENCE : 0.505

LAP	SECTOR 1	SECTOR 2	LAP TIME	MPH	DIFF	TIME OF DAY
1 -		***30.513***	1:55.617	83.82	4.323	16:30:12.112
2 -	***1:20.276***	31.018	***1:51.294 (1)***	***87.07***		***16:32:03.406***
3 -	1:20.745	30.614	1:51.359 **(2)**	87.02	0.065	16:33:54.765
4 -	1:21.540	30.894	1:52.434	86.19	1.140	16:35:47.199
5 -	1:21.089	30.670	1:51.759	86.71	0.465	16:37:38.958
6 -	1:21.381	30.878	1:52.259	86.32	0.965	16:39:31.217
7 -	1:20.685	30.742	1:51.427 **(3)**	86.97	0.133	16:41:22.644

P7 96 RMT William HOWARTH — Suzuki SV650 -

IDEAL LAP TIME : 1:50.905 BEST LAP TIME : 1:51.047 DIFFERENCE : 0.142

LAP	SECTOR 1	SECTOR 2	LAP TIME	MPH	DIFF	TIME OF DAY
1 -		***30.449***	1:56.188	83.40	5.141	16:30:12.683
2 -	***1:20.456***	30.591	***1:51.047 (1)***	***87.27***		***16:32:03.730***
3 -	1:20.676	30.657	1:51.333 **(2)**	87.04	0.286	16:33:55.063
4 -	1:21.144	30.781	1:51.925	86.58	0.878	16:35:46.988
5 -	1:20.993	30.758	1:51.751	86.72	0.704	16:37:38.739
6 -	1:21.182	31.247	1:52.429	86.19	1.382	16:39:31.168
7 -	1:20.686	30.871	1:51.557 **(3)**	86.87	0.510	16:41:22.725

P8 73 Ollie SIMS — Suzuki SV650 - Motorbodies Weston ltd

IDEAL LAP TIME : 1:50.704 BEST LAP TIME : 1:50.838 DIFFERENCE : 0.134

LAP	SECTOR 1	SECTOR 2	LAP TIME	MPH	DIFF	TIME OF DAY
1 -		***30.415***	1:55.839	83.66	5.001	16:30:12.334
2 -	***1:20.289***	30.549	***1:50.838 (1)***	***87.43***		***16:32:03.172***
3 -	1:20.664	30.818	1:51.482 **(2)**	86.93	0.644	16:33:54.654
4 -	1:21.295	30.831	1:52.126	86.43	1.288	16:35:46.780
5 -	1:20.948	30.841	1:51.789 **(3)**	86.69	0.951	16:37:38.569
6 -	1:21.416	30.979	1:52.395	86.22	1.557	16:39:30.964
7 -	1:21.489	30.420	1:51.909	86.59	1.071	16:41:22.873

P9 141 Bill HARRIS — Suzuki SV650 -

IDEAL LAP TIME : 1:50.666 BEST LAP TIME : 1:50.673 DIFFERENCE : 0.007

LAP	SECTOR 1	SECTOR 2	LAP TIME	MPH	DIFF	TIME OF DAY
1 -		31.146	1:58.512	81.77	7.839	16:30:15.007
2 -	1:20.538	30.988	1:51.526	86.89	0.853	16:32:06.533
3 -	1:21.082	30.919	1:52.001	86.52	1.328	16:33:58.534
4 -	1:21.100	30.659	1:51.759	86.71	1.086	16:35:50.293
5 -	1:20.921	***30.530***	1:51.451 **(3)**	86.95	0.778	16:37:41.744
6 -	1:20.716	30.542	1:51.258 **(2)**	87.10	0.585	16:39:33.002
7 -	***1:20.136***	30.537	***1:50.673 (1)***	***87.56***		***16:41:23.675***

P10 19 Kevin LILLEY — Suzuki SV650 - Trafalgar Cleaning Eqpt. / Steve Jordan Motorcy

IDEAL LAP TIME : 1:50.699 BEST LAP TIME : 1:50.880 DIFFERENCE : 0.181

LAP	SECTOR 1	SECTOR 2	LAP TIME	MPH	DIFF	TIME OF DAY
1 -		31.323	1:58.601	81.71	7.721	16:30:15.096
2 -	1:21.179	30.624	1:51.803	86.68	0.923	16:32:06.899
3 -	1:21.532	30.754	1:52.286	86.30	1.406	16:33:59.185
4 -	1:20.783	30.585	1:51.368 **(2)**	87.02	0.488	16:35:50.553
5 -	1:21.097	***30.481***	1:51.578 **(3)**	86.85	0.698	16:37:42.131
6 -	1:20.998	30.613	1:51.611	86.83	0.731	16:39:33.742
7 -	***1:20.218***	30.662	***1:50.880 (1)***	***87.40***		***16:41:24.622***

Weather / Track : Sunny / Dry

Oulton Park International: 2.6920 miles
Date: 05/04/2025 Start: 16:28 Finish: 16:41

BMCRC-MRO Championships 2025 - Rnd 2 @ Oulton Park Int

MRO Minitwins & Rookie Minitwins

RACE 15 - SECTOR ANALYSIS

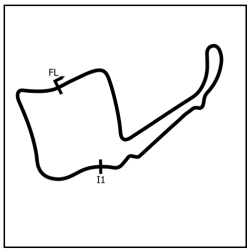

SECTOR 1 = FL to I1, SECTOR 2 = I1 to FL, DIFF = Difference To Personal Best Lap, P = Crossed Finish Line in Pit Lane, D = Time Disallowed

P11 33 Steve COSTIN — Suzuki SV650 - ATP Motorsport / A&R Racing / Sublime dsg

IDEAL LAP TIME : 1:51.950 BEST LAP TIME : 1:52.048 DIFFERENCE : 0.098

LAP	SECTOR 1	SECTOR 2	LAP TIME	MPH	DIFF	TIME OF DAY
1 -		***30.718***	1:57.500	82.47	5.452	16:30:13.995
2 -	1:21.447	31.250	1:52.697 **(2)**	85.99	0.649	16:32:06.692
3 -	1:22.120	30.821	1:52.941 **(3)**	85.80	0.893	16:33:59.633
4 -	***1:21.232***	30.816	***1:52.048*** **(1)**	***86.49***		***16:35:51.681***
5 -	1:22.130	31.456	1:53.586	85.32	1.538	16:37:45.267
6 -	1:22.668	31.314	1:53.982	85.02	1.934	16:39:39.249
7 -	1:22.676	31.501	1:54.177	84.87	2.129	16:41:33.426

P12 410 Noah GUILLERY — Suzuki SV 650 - MDM-R/ ACT Systems/ Ultimate clean

IDEAL LAP TIME : 1:51.925 BEST LAP TIME : 1:52.140 DIFFERENCE : 0.215

LAP	SECTOR 1	SECTOR 2	LAP TIME	MPH	DIFF	TIME OF DAY
1 -		31.129	1:58.668	81.66	6.528	16:30:15.163
2 -	1:21.337	***30.803***	***1:52.140*** **(1)**	***86.42***		***16:32:07.303***
3 -	1:21.616	30.987	1:52.603 **(3)**	86.06	0.463	16:33:59.906
4 -	***1:21.122***	31.039	1:52.161 **(2)**	86.40	0.021	16:35:52.067
5 -	1:21.803	31.459	1:53.262	85.56	1.122	16:37:45.329
6 -	1:21.921	31.785	1:53.706	85.23	1.566	16:39:39.035
7 -	1:22.623	31.839	1:54.462	84.66	2.322	16:41:33.497

P13 69 Jack GRIFFITHS — Suzuki SV650 - Joe's Carpets, ATP Racing

IDEAL LAP TIME : 1:52.246 BEST LAP TIME : 1:52.488 DIFFERENCE : 0.242

LAP	SECTOR 1	SECTOR 2	LAP TIME	MPH	DIFF	TIME OF DAY
1 -		30.936	1:59.051	81.40	6.563	16:30:15.546
2 -	1:22.336	30.852	1:53.188	85.62	0.700	16:32:08.734
3 -	1:22.065	31.055	1:53.120	85.67	0.632	16:34:01.854
4 -	1:21.813	***30.711***	1:52.524 **(2)**	86.12	0.036	16:35:54.378
5 -	***1:21.535***	30.953	***1:52.488*** **(1)**	***86.15***		***16:37:46.866***
6 -	1:21.590	31.135	1:52.725 **(3)**	85.97	0.237	16:39:39.591
7 -	1:22.702	31.431	1:54.133	84.91	1.645	16:41:33.724

P14 115 Brian MAHER — Suzuki SV650 - Spraytech /Espresso Solutions

IDEAL LAP TIME : 1:53.808 BEST LAP TIME : 1:54.190 DIFFERENCE : 0.382

LAP	SECTOR 1	SECTOR 2	LAP TIME	MPH	DIFF	TIME OF DAY
1 -		31.866	2:02.652	79.01	8.462	16:30:19.147
2 -	1:24.007	31.830	1:55.837	83.66	1.647	16:32:14.984
3 -	1:23.979	31.423	1:55.402	83.97	1.212	16:34:10.386
4 -	1:23.306	***31.061***	1:54.367 **(3)**	84.73	0.177	16:36:04.753
5 -	***1:22.747***	31.514	1:54.261 **(2)**	84.81	0.071	16:37:59.014
6 -	1:23.658	31.106	1:54.764	84.44	0.574	16:39:53.778
7 -	1:22.939	31.251	***1:54.190*** **(1)**	***84.86***		***16:41:47.968***

P15 27 Jack BETTIS — Suzuki SV 650 - NB Toolmaking, Lewis Allen Lettings & Property

IDEAL LAP TIME : 1:53.713 BEST LAP TIME : 1:53.942 DIFFERENCE : 0.229

LAP	SECTOR 1	SECTOR 2	LAP TIME	MPH	DIFF	TIME OF DAY
1 -		31.930	2:02.495	79.11	8.553	16:30:18.990
2 -	***1:22.592***	31.465	1:54.057 **(2)**	84.96	0.115	16:32:13.047
3 -	1:23.606	31.541	1:55.147 **(3)**	84.16	1.205	16:34:08.194
4 -	1:23.597	31.651	1:55.248	84.09	1.306	16:36:03.442
5 -	1:23.461	31.871	1:55.332	84.02	1.390	16:37:58.774
6 -	1:23.620	31.793	1:55.413	83.97	1.471	16:39:54.187
7 -	1:22.821	***31.121***	***1:53.942*** **(1)**	***85.05***		***16:41:48.129***

Weather / Track : Sunny / Dry

Oulton Park International: 2.6920 miles
Date: 05/04/2025 Start: 16:28 Finish: 16:41

BMCRC-MRO Championships 2025 - Rnd 2 @ Oulton Park Int

MRO Minitwins & Rookie Minitwins

RACE 15 - SECTOR ANALYSIS

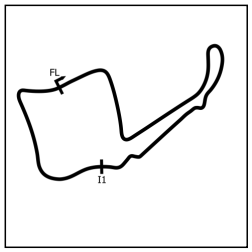

SECTOR 1 = FL to I1, SECTOR 2 = I1 to FL, DIFF = Difference To Personal Best Lap, P = Crossed Finish Line in Pit Lane, D = Time Disallowed

P16 4 Hayden KILLWORTH Suzuki SV650 - Amy - Helmet City - GreenplantUK

IDEAL LAP TIME : 1:53.800 BEST LAP TIME : 1:53.800 DIFFERENCE : 0.000

LAP	SECTOR 1	SECTOR 2	LAP TIME	MPH	DIFF	TIME OF DAY
1 -		32.023	2:03.794	78.28	9.994	16:30:20.289
2 -	1:23.404	31.921	1:55.325	84.03	1.525	16:32:15.614
3 -	1:23.766	31.588	1:55.354	84.01	1.554	16:34:10.968
4 -	1:22.971	31.461	1:54.432 (2)	84.69	0.632	16:36:05.400
5 -	1:22.790	31.699	1:54.489 (3)	84.64	0.689	16:37:59.889
6 -	1:23.559	31.448	1:55.007	84.26	1.207	16:39:54.896
7 -	***1:22.469***	***31.331***	***1:53.800 (1)***	***85.16***		***16:41:48.696***

P17 52 James EGGINTON Suzuki SV650 - Advance Computer Services - www.ACS.co.uk

IDEAL LAP TIME : 1:54.422 BEST LAP TIME : 1:54.422 DIFFERENCE : 0.000

LAP	SECTOR 1	SECTOR 2	LAP TIME	MPH	DIFF	TIME OF DAY
1 -		31.947	2:02.368	79.19	7.946	16:30:18.863
2 -	1:23.625	31.663	1:55.288	84.06	0.866	16:32:14.151
3 -	1:23.441	31.590	1:55.031	84.24	0.609	16:34:09.182
4 -	1:23.377	31.643	1:55.020 (3)	84.25	0.598	16:36:04.202
5 -	***1:22.900***	***31.522***	***1:54.422 (1)***	***84.69***		***16:37:58.624***
6 -	1:24.542	31.825	1:56.367	83.28	1.945	16:39:54.991
7 -	1:22.950	31.712	1:54.662 (2)	84.52	0.240	16:41:49.653

P18 140 Daniel SALES Suzuki SV650 - Team Freddie, Ron & Frankie

IDEAL LAP TIME : 1:54.039 BEST LAP TIME : 1:54.364 DIFFERENCE : 0.325

LAP	SECTOR 1	SECTOR 2	LAP TIME	MPH	DIFF	TIME OF DAY
1 -		31.455	2:04.205	78.02	9.841	16:30:20.700
2 -	1:24.525	31.584	1:56.109	83.46	1.745	16:32:16.809
3 -	1:23.614	31.434	1:55.048	84.23	0.684	16:34:11.857
4 -	1:23.442	***31.035***	1:54.477 (2)	84.65	0.113	16:36:06.334
5 -	***1:23.004***	31.360	***1:54.364 (1)***	***84.74***		***16:38:00.698***
6 -	1:23.023	31.540	1:54.563 (3)	84.59	0.199	16:39:55.261
7 -	1:23.474	31.402	1:54.876	84.36	0.512	16:41:50.137

P19 81 Malvern MAY Suzuki SV650 - IMP racing

IDEAL LAP TIME : 1:54.769 BEST LAP TIME : 1:55.080 DIFFERENCE : 0.311

LAP	SECTOR 1	SECTOR 2	LAP TIME	MPH	DIFF	TIME OF DAY
1 -		31.966	2:03.928	78.20	8.848	16:30:20.423
2 -	1:25.120	31.837	1:56.957	82.86	1.877	16:32:17.380
3 -	1:23.815	31.955	1:55.770	83.71	0.690	16:34:13.150
4 -	1:23.379	31.905	1:55.284 (2)	84.06	0.204	16:36:08.434
5 -	1:23.584	***31.496***	***1:55.080 (1)***	***84.21***		***16:38:03.514***
6 -	1:23.680	31.739	1:55.419 (3)	83.96	0.339	16:39:58.933
7 -	***1:23.273***	32.228	1:55.501	83.90	0.421	16:41:54.434

P20 12 Russell TAYLOR Suzuki SV650 -

IDEAL LAP TIME : 1:56.473 BEST LAP TIME : 1:56.638 DIFFERENCE : 0.165

LAP	SECTOR 1	SECTOR 2	LAP TIME	MPH	DIFF	TIME OF DAY
1 -		31.975	2:04.639	77.75	8.001	16:30:21.134
2 -	1:24.871	31.831	1:56.702 (2)	83.04	0.064	16:32:17.836
3 -	1:25.149	31.789	1:56.938	82.87	0.300	16:34:14.774
4 -	1:25.066	31.915	1:56.981	82.84	0.343	16:36:11.755
5 -	1:24.810	32.102	1:56.912	82.89	0.274	16:38:08.667
6 -	***1:24.782***	32.122	1:56.904 (3)	82.89	0.266	16:40:05.571
7 -	1:24.947	***31.691***	***1:56.638 (1)***	***83.08***		***16:42:02.209***

Weather / Track : Sunny / Dry

Oulton Park International: 2.6920 miles
Date: 05/04/2025 Start: 16:28 Finish: 16:41

BMCRC-MRO Championships 2025 - Rnd 2 @ Oulton Park Int

MRO Minitwins & Rookie Minitwins

RACE 15 - SECTOR ANALYSIS

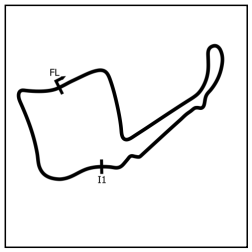

SECTOR 1 = FL to I1, SECTOR 2 = I1 to FL, DIFF = Difference To Personal Best Lap, P = Crossed Finish Line in Pit Lane, D = Time Disallowed

P21 77 RMT Joshua CRISP — Suzuki SV650 - JMC GUITARWORKS

IDEAL LAP TIME : 1:56.522 BEST LAP TIME : 1:56.705 DIFFERENCE : 0.183

LAP	SECTOR 1	SECTOR 2	LAP TIME	MPH	DIFF	TIME OF DAY
1 -		32.076	2:03.618	78.39	6.913	16:30:20.113
2 -	1:25.019	32.104	1:57.123	82.74	0.418	16:32:17.236
3 -	1:25.280	32.007	1:57.287	82.62	0.582	16:34:14.523
4 -	***1:24.578***	32.127	***1:56.705 (1)***	***83.04***		***16:36:11.228***
5 -	1:24.714	32.134	1:56.848 (3)	82.93	0.143	16:38:08.076
6 -	1:25.085	32.282	1:57.367	82.57	0.662	16:40:05.443
7 -	1:24.837	***31.944***	1:56.781 (2)	82.98	0.076	16:42:02.224

P22 7 Esteban LECOQ — Suzuki SV650 SK5 -

IDEAL LAP TIME : 1:57.472 BEST LAP TIME : 1:57.472 DIFFERENCE : 0.000

LAP	SECTOR 1	SECTOR 2	LAP TIME	MPH	DIFF	TIME OF DAY
1 -		32.844	2:07.795	75.83	10.323	16:30:24.290
2 -	1:25.491	32.527	1:58.018 (2)	82.11	0.546	16:32:22.308
3 -	1:25.795	32.380	1:58.175	82.00	0.703	16:34:20.483
4 -	1:26.917	32.531	1:59.448	81.13	1.976	16:36:19.931
5 -	1:25.566	32.597	1:58.163 (3)	82.01	0.691	16:38:18.094
6 -	1:26.242	32.438	1:58.680	81.65	1.208	16:40:16.774
7 -	***1:25.292***	***32.180***	***1:57.472 (1)***	***82.49***		***16:42:14.246***

P23 30 David LUFF — Suzuki SV 650 - ATP & Sarah O'Neill

IDEAL LAP TIME : 1:57.113 BEST LAP TIME : 1:57.113 DIFFERENCE : 0.000

LAP	SECTOR 1	SECTOR 2	LAP TIME	MPH	DIFF	TIME OF DAY
1 -		32.155	2:05.722	77.08	8.609	16:30:22.217
2 -	1:26.019	32.623	1:58.642 (3)	81.68	1.529	16:32:20.859
3 -	1:26.287	32.669	1:58.956	81.46	1.843	16:34:19.815
4 -	1:27.375	32.615	1:59.990	80.76	2.877	16:36:19.805
5 -	1:26.606	32.470	1:59.076	81.38	1.963	16:38:18.881
6 -	1:26.246	32.172	1:58.418 (2)	81.83	1.305	16:40:17.299
7 -	***1:25.276***	***31.837***	***1:57.113 (1)***	***82.75***		***16:42:14.412***

P24 217 RMT Martin SIGGINS — Suzuki SV650 - Siggins Property Services

IDEAL LAP TIME : 1:57.200 BEST LAP TIME : 1:57.200 DIFFERENCE : 0.000

LAP	SECTOR 1	SECTOR 2	LAP TIME	MPH	DIFF	TIME OF DAY
1 -		32.201	2:06.666	76.51	9.466	16:30:23.161
2 -	1:26.481	32.221	1:58.702	81.64	1.502	16:32:21.863
3 -	1:26.079	32.016	1:58.095 (2)	82.06	0.895	16:34:19.958
4 -	1:26.163	32.273	1:58.436 (3)	81.82	1.236	16:36:18.394
5 -	1:26.977	32.286	1:59.263	81.25	2.063	16:38:17.657
6 -	1:27.961	32.021	1:59.982	80.77	2.782	16:40:17.639
7 -	***1:25.686***	***31.514***	***1:57.200 (1)***	***82.69***		***16:42:14.839***

P25 55 Magnus MANSON-CHUBB — Suzuki SV650 -

IDEAL LAP TIME : 1:58.901 BEST LAP TIME : 1:59.177 DIFFERENCE : 0.276

LAP	SECTOR 1	SECTOR 2	LAP TIME	MPH	DIFF	TIME OF DAY
1 -		***32.855***	2:07.684	75.90	8.507	16:30:24.179
2 -	***1:26.046***	33.131	***1:59.177 (1)***	***81.31***		***16:32:23.356***
3 -	1:27.145	33.165	2:00.310 (2)	80.55	1.133	16:34:23.666
4 -	1:27.343	33.634	2:00.977	80.10	1.800	16:36:24.643
5 -	1:27.357	33.502	2:00.859	80.18	1.682	16:38:25.502
6 -	1:27.667	33.956	2:01.623	79.68	2.446	16:40:27.125
7 -	1:27.401	33.203	2:00.604 (3)	80.35	1.427	16:42:27.729

BMCRC-MRO Championships 2025 - Rnd 2 @ Oulton Park Int

MRO Minitwins & Rookie Minitwins

RACE 15 - SECTOR ANALYSIS

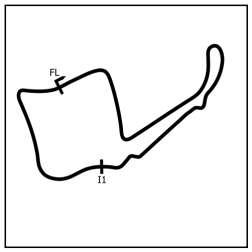

SECTOR 1 = FL to I1, SECTOR 2 = I1 to FL, DIFF = Difference To Personal Best Lap, P = Crossed Finish Line in Pit Lane, D = Time Disallowed

P26 11 Mark OSBORNE Suzuki SV650 -

IDEAL LAP TIME : 1:58.910 BEST LAP TIME : 1:58.910 DIFFERENCE : 0.000

LAP	SECTOR 1	SECTOR 2	LAP TIME	MPH	DIFF	TIME OF DAY
1 -		32.875	2:08.418	75.46	9.508	16:30:24.913
2 -	***1:26.266***	***32.644***	***1:58.910 (1)***	***81.50***		***16:32:23.823***
3 -	1:27.076	32.929	2:00.005 **(3)**	80.75	1.095	16:34:23.828
4 -	1:29.338	33.501	2:02.839	78.89	3.929	16:36:26.667
5 -	1:27.650	33.403	2:01.053	80.05	2.143	16:38:27.720
6 -	1:27.771	33.476	2:01.247	79.93	2.337	16:40:28.967
7 -	1:26.921	32.964	1:59.885 **(2)**	80.83	0.975	16:42:28.852

P27 369 RMT Merlin LINDSAY Suzuki SV650S -

IDEAL LAP TIME : 2:01.341 BEST LAP TIME : 2:01.608 DIFFERENCE : 0.267

LAP	SECTOR 1	SECTOR 2	LAP TIME	MPH	DIFF	TIME OF DAY
1 -		***33.403***	2:11.857	73.49	10.249	16:30:28.352
2 -	***1:27.938***	33.670	***2:01.608 (1)***	***79.69***		***16:32:29.960***
3 -	1:28.601	33.736	2:02.337	79.21	0.729	16:34:32.297
4 -	1:28.339	33.574	2:01.913 **(2)**	79.49	0.305	16:36:34.210
5 -	1:28.828	33.933	2:02.761	78.94	1.153	16:38:36.971
6 -	1:28.308	33.803	2:02.111 **(3)**	79.36	0.503	16:40:39.082
7 -	1:28.996	33.476	2:02.472	79.13	0.864	16:42:41.554

P28 119 Simon HEALEY Suzuki SV650 - Popular Tyres Ltd / Pro Parts Ltd

IDEAL LAP TIME : 2:01.624 BEST LAP TIME : 2:01.818 DIFFERENCE : 0.194

LAP	SECTOR 1	SECTOR 2	LAP TIME	MPH	DIFF	TIME OF DAY
1 -		***33.557***	2:11.356	73.77	9.538	16:30:27.851
2 -	1:28.775	34.336	2:03.111	78.72	1.293	16:32:30.962
3 -	1:28.166	33.762	2:01.928 **(2)**	79.48	0.110	16:34:32.890
4 -	1:28.330	33.923	2:02.253 **(3)**	79.27	0.435	16:36:35.143
5 -	1:28.463	33.918	2:02.381	79.18	0.563	16:38:37.524
6 -	***1:28.067***	33.751	***2:01.818 (1)***	***79.55***		***16:40:39.342***
7 -	1:28.944	33.615	2:02.559	79.07	0.741	16:42:41.901

P29 144 Stewart LATIMER Suzuki SV650 - Fat Bloke Racing RR

IDEAL LAP TIME : 2:01.941 BEST LAP TIME : 2:01.941 DIFFERENCE : 0.000

LAP	SECTOR 1	SECTOR 2	LAP TIME	MPH	DIFF	TIME OF DAY
1 -		33.822	2:13.396	72.65	11.455	16:30:29.891
2 -	1:29.220	33.738	2:02.958	78.81	1.017	16:32:32.849
3 -	1:29.172	33.538	2:02.710 **(3)**	78.97	0.769	16:34:35.559
4 -	1:28.528	33.470	2:01.998 **(2)**	79.43	0.057	16:36:37.557
5 -	1:28.626	35.258	2:03.884	78.22	1.943	16:38:41.441
6 -	1:30.241	34.019	2:04.260	77.99	2.319	16:40:45.701
7 -	***1:28.479***	***33.462***	***2:01.941 (1)***	***79.47***		***16:42:47.642***

P30 162 Max PRIESTLEY Suzuki SV650 -

IDEAL LAP TIME : 2:00.662 BEST LAP TIME : 2:00.741 DIFFERENCE : 0.079

LAP	SECTOR 1	SECTOR 2	LAP TIME	MPH	DIFF	TIME OF DAY
1 -		34.336	2:14.195	72.21	13.454	16:30:30.690
2 -	1:29.283	33.543	2:02.826	78.90	2.085	16:32:33.516
3 -	1:29.481	***33.284***	2:02.765 **(3)**	78.94	2.024	16:34:36.281
4 -	1:28.172	33.514	2:01.686 **(2)**	79.64	0.945	16:36:37.967
5 -	1:28.500	34.371	2:02.871	78.87	2.130	16:38:40.838
6 -	1:31.815	34.559	2:06.374	76.68	5.633	16:40:47.212
7 -	***1:27.378***	33.363	***2:00.741 (1)***	***80.26***		***16:42:47.953***

Weather / Track : Sunny / Dry

Oulton Park International: 2.6920 miles
Date: 05/04/2025 Start: 16:28 Finish: 16:41

BMCRC-MRO Championships 2025 - Rnd 2 @ Oulton Park Int

MRO Minitwins & Rookie Minitwins

RACE 15 - SECTOR ANALYSIS

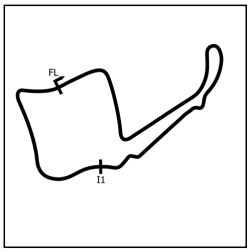

SECTOR 1 = FL to I1, SECTOR 2 = I1 to FL, DIFF = Difference To Personal Best Lap, P = Crossed Finish Line in Pit Lane, D = Time Disallowed

P31 109 RMT Logan PARSONS Suzuki SV650 - Logan Voiceover

IDEAL LAP TIME : 2:01.943 BEST LAP TIME : 2:02.137 DIFFERENCE : 0.194

LAP	SECTOR 1	SECTOR 2	LAP TIME	MPH	DIFF	TIME OF DAY
1 -		34.390	2:12.308	73.24	10.171	16:30:28.803
2 -	1:29.109	***33.588***	2:02.697 **(2)**	78.98	0.560	16:32:31.500
3 -	1:29.700	33.772	2:03.472 **(3)**	78.48	1.335	16:34:34.972
4 -	***1:28.355***	33.782	***2:02.137*** **(1)**	***79.34***		***16:36:37.109***
5 -	1:29.083	34.777	2:03.860	78.24	1.723	16:38:40.969
6 -	1:31.165	34.472	2:05.637	77.13	3.500	16:40:46.606
7 -	1:31.016	35.335	2:06.351	76.70	4.214	16:42:52.957

P32 117 Daniel ROSSI Suzuki SV650 - DForce DRP Racing

IDEAL LAP TIME : 2:03.040 BEST LAP TIME : 2:03.040 DIFFERENCE : 0.000

LAP	SECTOR 1	SECTOR 2	LAP TIME	MPH	DIFF	TIME OF DAY
1 -		33.915	2:13.202	72.75	10.162	16:30:29.697
2 -	***1:29.198***	***33.842***	***2:03.040*** **(1)**	***78.76***		***16:32:32.737***
3 -	1:31.157	34.395	2:05.552	77.18	2.512	16:34:38.289
4 -	1:30.258	34.640	2:04.898 **(2)**	77.59	1.858	16:36:43.187
5 -	1:31.400	34.962	2:06.362	76.69	3.322	16:38:49.549
6 -	1:30.676	34.743	2:05.419 **(3)**	77.27	2.379	16:40:54.968
7 -	1:32.812	36.465	2:09.277	74.96	6.237	16:43:04.245

P33 113 RMT Phil ROODT Suzuki SV650 - Carter Thorne Carpets and flooring 2018 ltd

IDEAL LAP TIME : 2:04.125 BEST LAP TIME : 2:04.125 DIFFERENCE : 0.000

LAP	SECTOR 1	SECTOR 2	LAP TIME	MPH	DIFF	TIME OF DAY
1 -		34.474	2:14.501	72.05	10.376	16:30:30.996
2 -	***1:30.276***	***33.849***	***2:04.125*** **(1)**	***78.07***		***16:32:35.121***
3 -	1:30.522	33.920	2:04.442 **(2)**	77.87	0.317	16:34:39.563
4 -	1:31.191	34.125	2:05.316 **(3)**	77.33	1.191	16:36:44.879
5 -	1:31.121	34.339	2:05.460	77.24	1.335	16:38:50.339
6 -	1:32.270	35.115	2:07.385	76.07	3.260	16:40:57.724
7 -	1:32.704	34.784	2:07.488	76.01	3.363	16:43:05.212

P34 164 RMT Adam FEARNLEY Suzuki SV650 -

IDEAL LAP TIME : 2:04.202 BEST LAP TIME : 2:04.592 DIFFERENCE : 0.390

LAP	SECTOR 1	SECTOR 2	LAP TIME	MPH	DIFF	TIME OF DAY
1 -		34.953	2:19.066	69.68	14.474	16:30:35.561
2 -	1:33.087	35.033	2:08.120	75.64	3.528	16:32:43.681
3 -	1:30.948	34.497	2:05.445	77.25	0.853	16:34:49.126
4 -	1:31.037	34.108	2:05.145	77.44	0.553	16:36:54.271
5 -	1:30.764	***34.052***	2:04.816 **(3)**	77.64	0.224	16:38:59.087
6 -	1:30.354	34.238	***2:04.592*** **(1)**	***77.78***		***16:41:03.679***
7 -	***1:30.150***	34.510	2:04.660 **(2)**	77.74	0.068	16:43:08.339

Weather / Track : Sunny / Dry

Oulton Park International: 2.6920 miles
Date: 05/04/2025 Start: 16:28 Finish: 16:41

BMCRC-MRO Championships 2025 - Rnd 2 @ Oulton Park Int

MRO Minitwins & Rookie Minitwins

RACE 15 - BEST SECTORS

	SECTOR 1		SECTOR 2	
POS	NO	TIME	NO	TIME
1	333	1:18.829	1	29.854
2	1	1:18.834	333	29.912
3	22	1:18.877	22	30.018
4	66	1:19.232	660	30.101
5	660	1:19.426	66	30.220
6	141	1:20.136	73	30.415
7	19	1:20.218	96	30.449
8	21	1:20.276	19	30.481
9	73	1:20.289	21	30.513
10	96	1:20.456	141	30.530
11	410	1:21.122	69	30.711
12	33	1:21.232	33	30.718
13	69	1:21.535	410	30.803
14	4	1:22.469	140	31.035
15	27	1:22.592	115	31.061
16	115	1:22.747	27	31.121
17	52	1:22.900	4	31.331
18	140	1:23.004	81	31.496
19	81	1:23.273	217	31.514
20	77	1:24.578	52	31.522
21	12	1:24.782	12	31.691
22	30	1:25.276	30	31.837
23	7	1:25.292	77	31.944
24	217	1:25.686	7	32.180
25	55	1:26.046	11	32.644
26	11	1:26.266	55	32.855
27	162	1:27.378	162	33.284
28	369	1:27.938	369	33.403
29	119	1:28.067	144	33.462
30	109	1:28.355	119	33.557
31	144	1:28.479	109	33.588
32	117	1:29.198	117	33.842
33	164	1:30.150	113	33.849
34	113	1:30.276	164	34.052

IDEAL / BEST COMPARISON

PERFECT LAP 1:48.683

POS	NO	NAME	IDEAL	BEST	DIFF
1	1	TWYFORD	1:48.688	1:49.086	0.398
2	333	LINDEMANN	1:48.741	1:48.950	0.209
3	22	DOWDS	1:48.895	1:48.895	0.000
4	66	DUCRAN	1:49.452	1:49.666	0.214
5	660	HARRIS	1:49.527	1:49.645	0.118
6	141	HARRIS	1:50.666	1:50.673	0.007
7	19	LILLEY	1:50.699	1:50.880	0.181
8	73	SIMS	1:50.704	1:50.838	0.134
9	21	FINNIS	1:50.789	1:51.294	0.505
10	96	HOWARTH	1:50.905	1:51.047	0.142
11	410	GUILLERY	1:51.925	1:52.140	0.215
12	33	COSTIN	1:51.950	1:52.048	0.098
13	69	GRIFFITHS	1:52.246	1:52.488	0.242
14	27	BETTIS	1:53.713	1:53.942	0.229
15	4	KILLWORTH	1:53.800	1:53.800	0.000
16	115	MAHER	1:53.808	1:54.190	0.382
17	140	SALES	1:54.039	1:54.364	0.325
18	52	EGGINTON	1:54.422	1:54.422	0.000
19	81	MAY	1:54.769	1:55.080	0.311
20	12	TAYLOR	1:56.473	1:56.638	0.165
21	77	CRISP	1:56.522	1:56.705	0.183
22	30	LUFF	1:57.113	1:57.113	0.000
23	217	SIGGINS	1:57.200	1:57.200	0.000
24	7	LECOQ	1:57.472	1:57.472	0.000
25	55	MANSON-CHUBB	1:58.901	1:59.177	0.276
26	11	OSBORNE	1:58.910	1:58.910	0.000
27	162	PRIESTLEY	2:00.662	2:00.741	0.079
28	369	LINDSAY	2:01.341	2:01.608	0.267
29	119	HEALEY	2:01.624	2:01.818	0.194
30	144	LATIMER	2:01.941	2:01.941	0.000
31	109	PARSONS	2:01.943	2:02.137	0.194
32	117	ROSSI	2:03.040	2:03.040	0.000
33	113	ROODT	2:04.125	2:04.125	0.000
34	164	FEARNLEY	2:04.202	2:04.592	0.390

Weather / Track : Sunny / Dry

Oulton Park International: 2.6920 miles
Date: 05/04/2025 Start: 16:28 Finish: 16:41

Results can be found at www.tsl-timing.com

Printed - 16:43 Saturday, 05 April 2025

BMCRC-MRO Championships 2025 - Rnd 2 @ Oulton Park Int

MRO Minitwins & Rookie Minitwins

RACE 15 - STATISTICS

Competitors Started	34
Planned Start	2025-04-05 @ 16:20:00.000
Actual Start	2025-04-05 @ 16:28:16.494
Finish Time	2025-04-05 @ 16:41:09.187
Track Length	2.6920mi.
Total Laps	238
Total Distance Covered	640.7027mi.

Session Fastest Lap History

NO	CL	NAME	LAP TIME	TIME OF DAY	LAP	VEHICLE
333		**David LINDEMANN**	**1:49.205**	16:32:00.132	2	Suzuki SV650
1		**David TWYFORD**	**1:49.163**	16:33:50.452	3	Suzuki SV650 K2
333		**David LINDEMANN**	**1:48.950**	16:41:09.203	7	Suzuki SV650
22		**Darren DOWDS**	**1:48.895**	16:41:10.093	7	Suzuki SV 650

Session Leader History

NO	CL	NAME	FROM LAP	LAPS LED	DISTANCE	VEHICLE
333		**David LINDEMANN**	1	2	5.38 miles	Suzuki SV650
1		**David TWYFORD**	3	3	8.07 miles	Suzuki SV650 K2
333		**David LINDEMANN**	6	2	5.38 miles	Suzuki SV650

Flag History

TYPE	TIME OF DAY
GREEN	16:28:16.494
FINISH	16:41:09.187

Flag Statistics

TYPE	COUNT	TOTAL LAPS	TOTAL TIME
Green	1	7	15:01.283
Red	0	0	0.000
Safety Car	0	0	0.000
FCY	0	0	0.000

Weather / Track : Sunny / Dry

Oulton Park International: 2.6920 miles
Date: 05/04/2025 Start: 16:28 Finish: 16:41

BMCRC-MRO Championships 2025 - Rnd 2 @ Oulton Park Int

MRO Minitwins & Rookie Minitwins

RACE 15 - STATISTICS

CLASS : 27 Starters

Fastest Lap History

NO	NAME	LAP TIME	TIME OF DAY	LAP	VEHICLE
333	**David LINDEMANN**	**1:49.205**	16:32:00.132	2	Suzuki SV650
1	**David TWYFORD**	**1:49.163**	16:33:50.452	3	Suzuki SV650 K2
333	**David LINDEMANN**	**1:48.950**	16:41:09.203	7	Suzuki SV650
22	**Darren DOWDS**	**1:48.895**	16:41:10.093	7	Suzuki SV 650

Leader History

NO	NAME	FROM LAP	LAPS LED	DISTANCE	VEHICLE
333	**David LINDEMANN**	1	2	5.38 miles	Suzuki SV650
1	**David TWYFORD**	3	3	8.07 miles	Suzuki SV650 K2
333	**David LINDEMANN**	6	2	5.38 miles	Suzuki SV650

BMCRC-MRO Championships 2025 - Rnd 2 @ Oulton Park Int

MRO Minitwins & Rookie Minitwins

RACE 15 - STATISTICS

CLASS : RMT

7 Starters

Fastest Lap History

NO	NAME	LAP TIME	TIME OF DAY	LAP	VEHICLE
96	**William HOWARTH**	**1:51.047**	16:32:03.737	2	Suzuki SV650

Leader History

NO	NAME	FROM LAP	LAPS LED	DISTANCE	VEHICLE
96	**William HOWARTH**	1	7	18.84 miles	Suzuki SV650

Weather / Track : Sunny / Dry

Oulton Park International: 2.6920 miles
Date: 05/04/2025 Start: 16:28 Finish: 16:41

ACU KAWASAKI TEAM GREEN JUNIOR CUP & SENIOR NINJA SERIES / REVDCOIN BMZRC 250 MZs

BMCRC-MRO Championships – Round 2

Oulton Park International

4th / 5th April 2025

Timing & Results Provided by Timing Solutions Ltd

www.tsl-timing.com

Oulton Park International Circuit

Little Budworth, Tarporley, Cheshire, UK

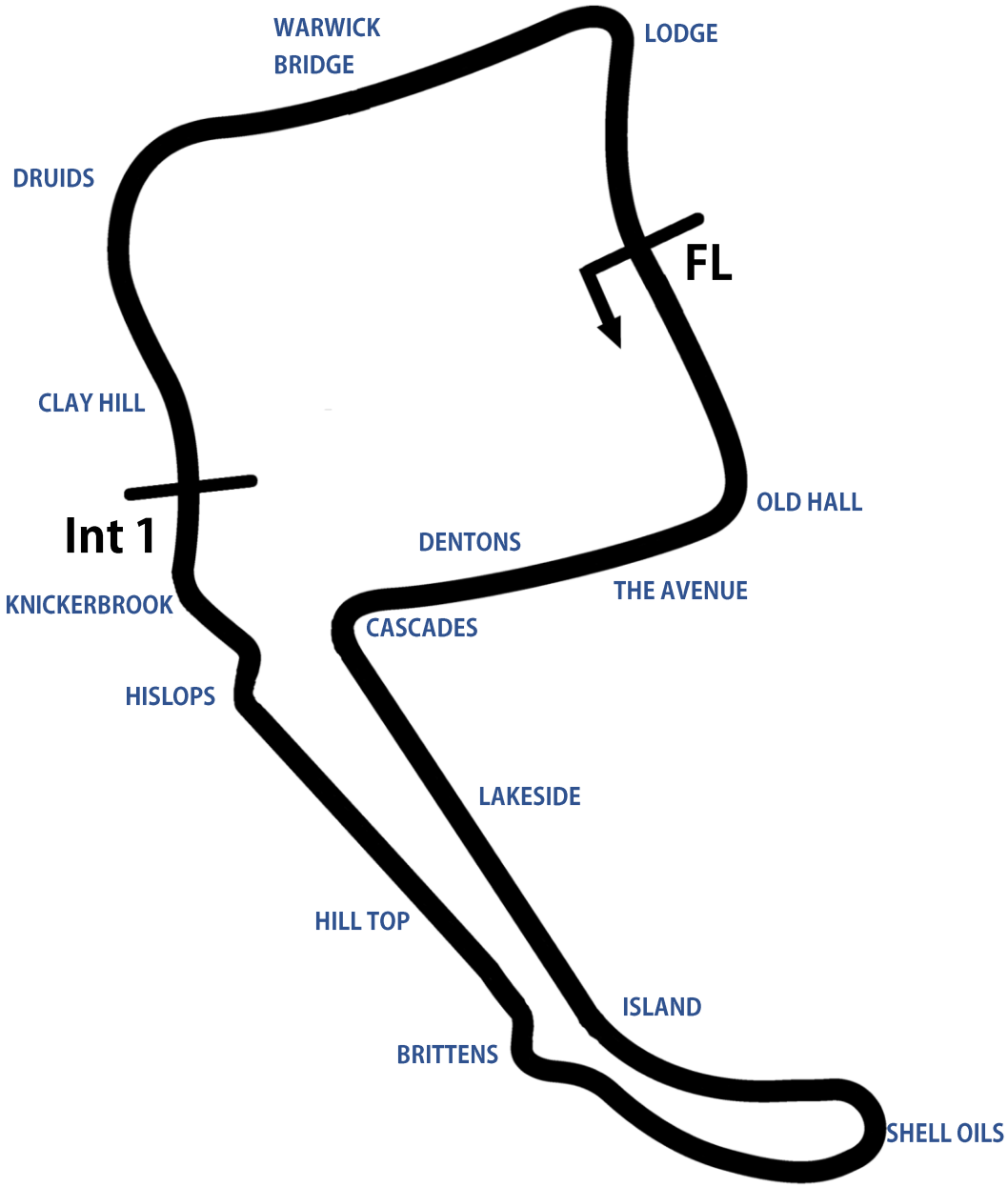

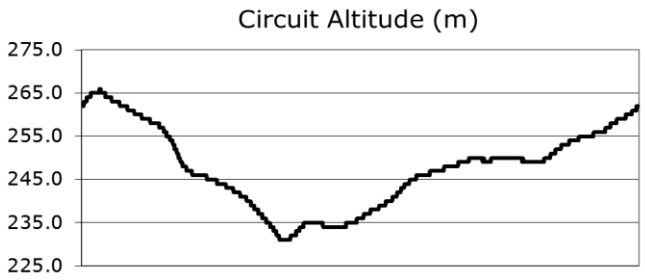

Length	2.6920 miles | 4.332 km | 4332.4m		
FL		53.17997 N	2.61294 W
Int 1	3066m	53.17830 N	2.62040 W
Pit Entry	4314m	53.18011 N	2.61306 W
Pit Exit	180m after FL	53.17836 N	2.61232 W
Pit Entry - Pit Exit	199m, 14.3s @ 50kph, 11.9s @ 60kph		

Results & Live Timing available at – www.tsl-timing.com

Updated - 24/01/2024 11:05

TEAM GREEN JUNIOR CUP | Kawasaki SENIOR NINJA SERIES | BMZRC 250 MZS

BMCRC-MRO Championships 2025 - Rnd 2 @ Oulton Park Int

ACU Team Green Junior Cup & Senior Ninjas & 250MZ

QUALIFYING - CLASSIFICATION

POS	NO	CL	PIC	NAME	ENTRY	TIME	ON	LAPS	GAP	DIFF	MPH
1	217	J	1	Hudson COOPER	Kawasaki NINJA - Rides R Us	1:58.668	8	8			81.66
2	257	J	2	Henry McCARTNEY	Kawasaki NINJA - ERECT SCAFFOLDING/ Dannyweb	1:59.997	8	8	1.329	1.329	80.76
3	7	J	3	Travis ROOKER	Kawasaki NINJA 400 - Swedish car connection	2:01.202	5	8	2.534	1.205	79.95
4	6	J	4	Kian BUSA	Kawasaki NINJA 400 - iActiveRC	2:01.880	6	8	3.212	0.678	79.51
5	125	J	5	Isabelle WINGATE	Kawasaki NINJA 400 -	2:02.084	5	8	3.416	0.204	79.38
6	27	J	6	Alfie GARROD	Kawasaki NINJA 400 -	2:02.223	6	8	3.555	0.139	79.29
7	112	J	7	Ruben BRAY	Kawasaki 300/400 -	2:02.282	6	8	3.614	0.059	79.25
8	17	S	1	Daryn BUSA	Kawasaki NINJA 400 - iActiveRC	2:02.368	8	8	3.700	0.086	79.19
9	25	J	8	Chloe GLEESON	Kawasaki NINJA - Sussex Independent Financial Advis	2:02.715	4	5	4.047	0.347	78.97
10	65	S	2	Konrad BREESE	Kawasaki NINJA 400 - STIHL Racing	2:05.088	7	7	6.420	2.373	77.47
11	19	S	3	Daniel FISHER	Kawasaki NINJA -	2:05.334	7	7	6.666	0.246	77.32
12	43	S	4	Mark SWARBRICK	Kawasaki NINJA 400 -	2:05.780	4	7	7.112	0.446	77.04
13	1	S	5	Danny HUSKINSON	Kawasaki NINJA 400 - art of racing	2:06.019	4	7	7.351	0.239	76.90
14	124	J	9	Harley BAKER	Kawasaki NINJA 400 -	2:06.775	5	6	8.107	0.756	76.44
15	69	MZ	1	Alexander MANN	Mz TS 250 - HS RACING	2:06.825	7	7	8.157	0.050	76.41
16	58	J	10	Max RHODES	Kawasaki EX 400 - Oliver's mount Mototec	2:06.937	7	7	8.269	0.112	76.34
17	75	MZ	2	Peter WOODALL	MZ ETZ 250 - RevdCoin	2:07.131	7	7	8.463	0.194	76.23
18	79	J	11	Sean CRONE	Kawasaki - BD Racing	2:07.184	4	7	8.516	0.053	76.19
19	85	MZ	3	Andrew WALES	MZ ETZ 250 - Show Control International	2:07.254	2	7	8.586	0.070	76.15
20	37	MZ	4	Harry LAMACRAFT	MZ ETZ 250 - All Flower No Power	2:07.927	7	7	9.259	0.673	75.75
21	164	J	12	George COWIE	Kawasaki NINJA 300 - Faraldo racing	2:08.426	5	7	9.758	0.499	75.46
22	33	S	6	Patrick KLINGE	Kawasaki NINJA 400 - Klingklong Racing	2:08.962	5	7	10.294	0.536	75.14
23	0	S	7	Peter HASLER	Kawasaki NINJA 400 - Art of racing	2:09.443	7	7	10.775	0.481	74.86
24	66	S	8	Mark SMITH	Kawasaki EX300 - IMP RACING	2:09.720	5	7	11.052	0.277	74.70
25	32	MZ	5	John ASHMEAD	MZ 250 -	2:10.257	6	7	11.589	0.537	74.40
26	13*	MZ	6	Gordon RYAN	MZ 250 - Prism Work Psychology	2:10.426	5	7	11.758	0.169	74.30
27	96	MZ	7	Chris KENT	MZ TS 250 -	2:10.501	2	7	11.833	0.075	74.26
28	165	J	13	Lilly RHODES	Kawasaki NINJA - Olivers mount Mototec	2:10.519	4	7	11.851	0.018	74.25
29	181	MZ	8	Declan RYAN	MZ 250 - N/A	2:11.066	7	7	12.398	0.547	73.94
30	9	MZ	9	Gary HOWLETT	MZ TS250 - HS Racing	2:11.691	6	7	13.023	0.625	73.59
31	102	MZ	10	Caleb WRIGHT	MZ 250 ETZ - Clover Investments	2:12.004	5	7	13.336	0.313	73.41
32	82	S	9	Joe DENNEY	Kawasaki NINJA 300 - SWC TRADE FRAMES LTD	2:12.227	5	7	13.559	0.223	73.29
33	95	MZ	11	Christopher ROGERS	MZ ETZ 250 - CB Racing	2:12.830	3	4	14.162	0.603	72.96
34	94	MZ	12	Zac LEIGH	MZ 250 - Illuminate Design	2:14.530	3	7	15.862	1.700	72.03
35	22	MZ	13	Simon FINCH	MZ ETZ250 -	2:14.725	7	7	16.057	0.195	71.93
36	166	MZ	14	Graeme LEWIS	MZ 250 - Morris Racing Lubricants #MRL	2:16.007	3	7	17.339	1.282	71.25
37	21	MZ	15	Jack WOLFF	MZ 250 - James MZ Racing	2:17.210	7	7	18.542	1.203	70.63
38	57	S	10	Richard BUCKHAM	Kawasaki NINJA 400 -	2:17.375	5	7	18.707	0.165	70.54
39	56	MZ	16	Russell TURNER	MZ 250 - TT Racing	2:21.906	2	6	23.238	4.531	68.29

*** No. 13 - Fastest lap disallowed - yellow flag infringement**

Weather / Track : Cloudy / Dry
These results are provisional until the conclusion of any judicial and technical matters.

Date: 04/04/2025 Start: 09:18 Finish: 09:33
Oulton Park International: 2.6920 miles

Clerk Of Course:	Timekeeper: Craig Smith	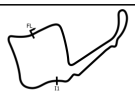

Results can be found at www.tsl-timing.com

Printed - 09:36 Friday, 04 April 2025

BRITISH MOTOR CYCLE RACING CLUB | TSL SPORTS TIMING TIMING SOLUTIONS LTD | MOTORCYCLE RACING ORGANISATION MRO

BMCRC-MRO Championships 2025 - Rnd 2 @ Oulton Park Int

ACU Team Green Junior Cup & Senior Ninjas & 250MZ

QUALIFYING - SECTOR ANALYSIS

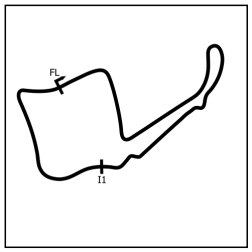

SECTOR 1 = FL to I1, SECTOR 2 = I1 to FL, DIFF = Difference To Personal Best Lap, P = Crossed Finish Line in Pit Lane, D = Time Disallowed

P1 217 J Hudson COOPER Kawasaki NINJA - Rides R Us

IDEAL LAP TIME : 1:58.668 BEST LAP TIME : 1:58.668 DIFFERENCE : 0.000

LAP	SECTOR 1	SECTOR 2	LAP TIME	MPH	DIFF	TIME OF DAY
1 -	1:36.349	33.720	2:10.069	74.50	11.401	09:20:52.955
2 -	1:28.320	33.988	2:02.308	79.23	3.640	09:22:55.263
3 -	1:27.315	33.147	2:00.462	80.45	1.794	09:24:55.725
4 -	1:26.737	32.971	1:59.708 (2)	80.95	1.040	09:26:55.433
5 -	1:27.481	33.217	2:00.698	80.29	2.030	09:28:56.131
6 -	1:26.308	34.249	2:00.557	80.38	1.889	09:30:56.688
7 -	1:26.542	33.180	1:59.722 (3)	80.94	1.054	09:32:56.410
8 -	***1:25.764***	***32.904***	***1:58.668 (1)***	***81.66***		***09:34:55.078***

P2 257 J Henry McCARTNEY Kawasaki NINJA - ERECT SCAFFOLDING/ Dannywebb gp can

IDEAL LAP TIME : 1:59.997 BEST LAP TIME : 1:59.997 DIFFERENCE : 0.000

LAP	SECTOR 1	SECTOR 2	LAP TIME	MPH	DIFF	TIME OF DAY
1 -	1:35.157	34.241	2:09.398	74.89	9.401	09:20:38.636
2 -	1:28.564	33.931	2:02.495	79.11	2.498	09:22:41.131
3 -	1:28.043	33.851	2:01.894 (3)	79.50	1.897	09:24:43.025
4 -	1:27.431	33.570	2:01.001 (2)	80.09	1.004	09:26:44.026
5 -	1:28.339	33.736	2:02.075	79.38	2.078	09:28:46.101
6 -	1:28.467	33.639	2:02.106	79.36	2.109	09:30:48.207
7 -	1:29.523	36.683	2:06.206	76.78	6.209	09:32:54.413
8 -	***1:26.536***	***33.461***	***1:59.997 (1)***	***80.76***		***09:34:54.410***

P3 7 J Travis ROOKER Kawasaki NINJA 400 - Swedish car connection

IDEAL LAP TIME : 2:01.173 BEST LAP TIME : 2:01.202 DIFFERENCE : 0.029

LAP	SECTOR 1	SECTOR 2	LAP TIME	MPH	DIFF	TIME OF DAY
1 -	1:36.412	34.584	2:10.996	73.98	9.794	09:20:40.075
2 -	1:29.289	34.083	2:03.372	78.55	2.170	09:22:43.447
3 -	1:28.230	33.835	2:02.065	79.39	0.863	09:24:45.512
4 -	1:27.719	33.999	2:01.718	79.62	0.516	09:26:47.230
5 -	***1:27.474***	33.728	***2:01.202 (1)***	***79.95***		***09:28:48.432***
6 -	1:27.533	***33.699***	2:01.232 (2)	79.94	0.030	09:30:49.664
7 -	1:27.746	33.855	2:01.601	79.69	0.399	09:32:51.265
8 -	1:27.554	33.867	2:01.421 (3)	79.81	0.219	09:34:52.686

P4 6 J Kian BUSA Kawasaki NINJA 400 - iActiveRC

IDEAL LAP TIME : 2:01.880 BEST LAP TIME : 2:01.880 DIFFERENCE : 0.000

LAP	SECTOR 1	SECTOR 2	LAP TIME	MPH	DIFF	TIME OF DAY
1 -	1:36.670	35.101	2:11.771	73.54	9.891	09:20:40.432
2 -	1:30.677	34.180	2:04.857	77.61	2.977	09:22:45.289
3 -	1:29.943	34.354	2:04.297	77.96	2.417	09:24:49.586
4 -	1:30.886	36.461	2:07.347	76.10	5.467	09:26:56.933
5 -	1:28.611	33.806	2:02.417 (3)	79.16	0.537	09:28:59.350
6 -	***1:28.371***	***33.509***	***2:01.880 (1)***	***79.51***		***09:31:01.230***
7 -	1:28.531	33.539	2:02.070 (2)	79.39	0.190	09:33:03.300
8 -	1:28.487	34.083	2:02.570	79.06	0.690	09:35:05.870

P5 125 J Isabelle WINGATE Kawasaki NINJA 400 -

IDEAL LAP TIME : 2:01.580 BEST LAP TIME : 2:02.084 DIFFERENCE : 0.504

LAP	SECTOR 1	SECTOR 2	LAP TIME	MPH	DIFF	TIME OF DAY
1 -	1:36.672	34.496	2:11.168	73.88	9.084	09:20:41.108
2 -	1:30.319	34.573	2:04.892	77.59	2.808	09:22:46.000
3 -	1:29.649	34.351	2:04.000	78.15	1.916	09:24:50.000
4 -	1:30.520	34.272	2:04.792	77.65	2.708	09:26:54.792
5 -	1:28.628	***33.456***	***2:02.084 (1)***	***79.38***		***09:28:56.876***
6 -	***1:28.124***	35.051	2:03.175 (3)	78.67	1.091	09:31:00.051
7 -	1:28.989	34.160	2:03.149 (2)	78.69	1.065	09:33:03.200
8 -	1:32.036	33.817	2:05.853	77.00	3.769	09:35:09.053

Weather / Track : Cloudy / Dry

Oulton Park International: 2.6920 miles
Date: 04/04/2025 Start: 09:18 Finish: 09:33

BMCRC-MRO Championships 2025 - Rnd 2 @ Oulton Park Int

ACU Team Green Junior Cup & Senior Ninjas & 250MZ

QUALIFYING - SECTOR ANALYSIS

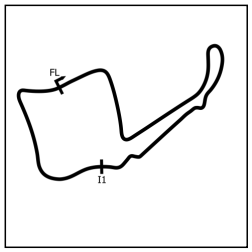

SECTOR 1 = FL to I1, SECTOR 2 = I1 to FL, DIFF = Difference To Personal Best Lap, P = Crossed Finish Line in Pit Lane, D = Time Disallowed

P6 27 J Alfie GARROD Kawasaki NINJA 400 -

IDEAL LAP TIME : 2:02.077 BEST LAP TIME : 2:02.223 DIFFERENCE : 0.146

LAP	SECTOR 1	SECTOR 2	LAP TIME	MPH	DIFF	TIME OF DAY
1 -	1:37.273	35.179	2:12.452	73.16	10.229	09:20:40.762
2 -	1:30.496	34.363	2:04.859	77.61	2.636	09:22:45.621
3 -	1:29.966	34.146	2:04.112	78.08	1.889	09:24:49.733
4 -	1:30.146	34.475	2:04.621	77.76	2.398	09:26:54.354
5 -	1:29.716	***33.570***	2:03.286 **(3)**	78.60	1.063	09:28:57.640
6 -	***1:28.507***	33.716	***2:02.223*** **(1)**	***79.29***		***09:30:59.863***
7 -	1:28.856	34.263	2:03.119 **(2)**	78.71	0.896	09:33:02.982
8 -	1:30.238	34.107	2:04.345	77.93	2.122	09:35:07.327

P7 112 J Ruben BRAY Kawasaki 300/400 -

IDEAL LAP TIME : 2:02.145 BEST LAP TIME : 2:02.282 DIFFERENCE : 0.137

LAP	SECTOR 1	SECTOR 2	LAP TIME	MPH	DIFF	TIME OF DAY
1 -	1:35.840	34.899	2:10.739	74.12	8.457	09:20:40.910
2 -	1:31.319	34.268	2:05.587	77.16	3.305	09:22:46.497
3 -	1:29.770	34.210	2:03.980	78.16	1.698	09:24:50.477
4 -	1:30.423	34.546	2:04.969	77.54	2.687	09:26:55.446
5 -	1:28.994	***33.563***	2:02.557 **(2)**	79.07	0.275	09:28:58.003
6 -	***1:28.582***	33.700	***2:02.282*** **(1)**	***79.25***		***09:31:00.285***
7 -	1:29.660	34.021	2:03.681	78.35	1.399	09:33:03.966
8 -	1:29.328	34.285	2:03.613 **(3)**	78.40	1.331	09:35:07.579

P8 17 S Daryn BUSA Kawasaki NINJA 400 - iActiveRC

IDEAL LAP TIME : 2:02.194 BEST LAP TIME : 2:02.368 DIFFERENCE : 0.174

LAP	SECTOR 1	SECTOR 2	LAP TIME	MPH	DIFF	TIME OF DAY
1 -	1:36.349	34.710	2:11.059	73.94	8.691	09:20:39.121
2 -	1:29.313	34.150	2:03.463	78.49	1.095	09:22:42.584
3 -	1:29.465	***33.765***	2:03.230	78.64	0.862	09:24:45.814
4 -	1:29.757	34.200	2:03.957	78.18	1.589	09:26:49.771
5 -	1:28.733	34.062	2:02.795 **(2)**	78.92	0.427	09:28:52.566
6 -	1:28.731	34.246	2:02.977 **(3)**	78.80	0.609	09:30:55.543
7 -	1:28.582	34.403	2:02.985	78.80	0.617	09:32:58.528
8 -	***1:28.429***	33.939	***2:02.368*** **(1)**	***79.19***		***09:35:00.896***

P9 25 J Chloe GLEESON Kawasaki NINJA - Sussex Independent Financial Advisers Ltd

IDEAL LAP TIME : 2:02.379 BEST LAP TIME : 2:02.715 DIFFERENCE : 0.336

LAP	SECTOR 1	SECTOR 2	LAP TIME	MPH	DIFF	TIME OF DAY
1 -	1:39.007	34.613	2:13.620	72.52	10.905	09:20:45.779
2 -	1:31.557	34.299	2:05.856 **(3)**	77.00	3.141	09:22:51.635
3 -	1:30.017	34.162	2:04.179 **(2)**	78.04	1.464	09:24:55.814
4 -	***1:28.725***	33.990	***2:02.715*** **(1)**	***78.97***		***09:26:58.529***
5 -	1:32.324	***33.654***	2:05.978	76.92	3.263	09:29:04.507

P10 65 S Konrad BREESE Kawasaki NINJA 400 - STIHL Racing

IDEAL LAP TIME : 2:05.088 BEST LAP TIME : 2:05.088 DIFFERENCE : 0.000

LAP	SECTOR 1	SECTOR 2	LAP TIME	MPH	DIFF	TIME OF DAY
1 -	1:40.457	35.613	2:16.070	71.22	10.982	09:20:49.085
2 -	1:32.315	34.911	2:07.226	76.17	2.138	09:22:56.311
3 -	1:30.584	34.862	2:05.446 **(2)**	77.25	0.358	09:25:01.757
4 -	1:31.146	34.783	2:05.929 **(3)**	76.95	0.841	09:27:07.686
5 -	1:32.068	34.970	2:07.038	76.28	1.950	09:29:14.724
6 -	1:34.631	35.301	2:09.932	74.58	4.844	09:31:24.656
7 -	***1:30.393***	***34.695***	***2:05.088*** **(1)**	***77.47***		***09:33:29.744***

Weather / Track : Cloudy / Dry

Oulton Park International: 2.6920 miles
Date: 04/04/2025 Start: 09:18 Finish: 09:33

BMCRC-MRO Championships 2025 - Rnd 2 @ Oulton Park Int

ACU Team Green Junior Cup & Senior Ninjas & 250MZ

QUALIFYING - SECTOR ANALYSIS

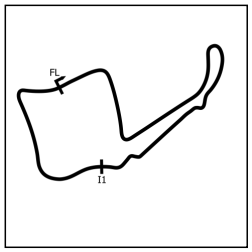

SECTOR 1 = FL to I1, SECTOR 2 = I1 to FL, DIFF = Difference To Personal Best Lap, P = Crossed Finish Line in Pit Lane, D = Time Disallowed

P11 19 S Daniel FISHER Kawasaki NINJA -

IDEAL LAP TIME : 2:05.334 BEST LAP TIME : 2:05.334 DIFFERENCE : 0.000

LAP	SECTOR 1	SECTOR 2	LAP TIME	MPH	DIFF	TIME OF DAY
1 -	1:43.365	36.684	2:20.049	69.19	14.715	09:21:04.880
2 -	1:35.697	36.672	2:12.369	73.21	7.035	09:23:17.249
3 -	1:34.217	34.994	2:09.211 (3)	75.00	3.877	09:25:26.460
4 -	1:35.007	35.655	2:10.662	74.17	5.328	09:27:37.122
5 -	1:36.214	35.269	2:11.483	73.70	6.149	09:29:48.605
6 -	1:34.421	34.644	2:09.065 (2)	75.08	3.731	09:31:57.670
7 -	***1:31.219***	***34.115***	***2:05.334 (1)***	***77.32***		***09:34:03.004***

P12 43 S Mark SWARBRICK Kawasaki NINJA 400 -

IDEAL LAP TIME : 2:05.589 BEST LAP TIME : 2:05.780 DIFFERENCE : 0.191

LAP	SECTOR 1	SECTOR 2	LAP TIME	MPH	DIFF	TIME OF DAY
1 -	1:37.612	34.994	2:12.606	73.08	6.826	09:20:42.809
2 -	1:32.195	35.081	2:07.276	76.14	1.496	09:22:50.085
3 -	1:31.565	***34.915***	2:06.480 (3)	76.62	0.700	09:24:56.565
4 -	***1:30.674***	35.106	***2:05.780 (1)***	***77.04***		***09:27:02.345***
5 -	1:30.919	35.343	2:06.262 (2)	76.75	0.482	09:29:08.607
6 -	1:33.485	37.065	2:10.550	74.23	4.770	09:31:19.157
7 -	1:34.547	35.586	2:10.133	74.47	4.353	09:33:29.290

P13 1 S Danny HUSKINSON Kawasaki NINJA 400 - art of racing

IDEAL LAP TIME : 2:05.840 BEST LAP TIME : 2:06.019 DIFFERENCE : 0.179

LAP	SECTOR 1	SECTOR 2	LAP TIME	MPH	DIFF	TIME OF DAY
1 -	1:39.740	35.980	2:15.720	71.40	9.701	09:20:48.001
2 -	1:32.791	35.161	2:07.952	75.74	1.933	09:22:55.953
3 -	1:31.151	34.965	2:06.116 (2)	76.84	0.097	09:25:02.069
4 -	1:31.137	***34.882***	***2:06.019 (1)***	***76.90***		***09:27:08.088***
5 -	***1:30.958***	35.260	2:06.218 (3)	76.78	0.199	09:29:14.306
6 -	1:31.813	35.116	2:06.929	76.35	0.910	09:31:21.235
7 -	1:31.781	35.262	2:07.043	76.28	1.024	09:33:28.278

P14 124 J Harley BAKER Kawasaki NINJA 400 -

IDEAL LAP TIME : 2:06.775 BEST LAP TIME : 2:06.775 DIFFERENCE : 0.000

LAP	SECTOR 1	SECTOR 2	LAP TIME	MPH	DIFF	TIME OF DAY
1 -	1:43.451	36.511	2:19.962	69.24	13.187	09:21:00.604
2 -	1:34.508	35.764	2:10.272	74.39	3.497	09:23:10.876
3 -	1:32.190	35.418	2:07.608 (2)	75.94	0.833	09:25:18.484
4 -	1:32.554	35.160	2:07.714	75.88	0.939	09:27:26.198
5 -	***1:31.996***	***34.779***	***2:06.775 (1)***	***76.44***		***09:29:32.973***
6 -	1:32.340	35.313	2:07.653 (3)	75.91	0.878	09:31:40.626

P15 69 MZ Alexander MANN Mz TS 250 - HS RACING

IDEAL LAP TIME : 2:06.825 BEST LAP TIME : 2:06.825 DIFFERENCE : 0.000

LAP	SECTOR 1	SECTOR 2	LAP TIME	MPH	DIFF	TIME OF DAY
1 -	1:44.885	37.229	2:22.114	68.19	15.289	09:21:06.417
2 -	1:36.221	35.803	2:12.024	73.40	5.199	09:23:18.441
3 -	1:34.604	35.283	2:09.887	74.61	3.062	09:25:28.328
4 -	1:33.808	34.821	2:08.629 (3)	75.34	1.804	09:27:36.957
5 -	1:34.364	35.112	2:09.476	74.85	2.651	09:29:46.433
6 -	1:33.314	34.816	2:08.130 (2)	75.63	1.305	09:31:54.563
7 -	***1:32.426***	***34.399***	***2:06.825 (1)***	***76.41***		***09:34:01.388***

Weather / Track : Cloudy / Dry

Oulton Park International: 2.6920 miles
Date: 04/04/2025 Start: 09:18 Finish: 09:33

BMCRC-MRO Championships 2025 - Rnd 2 @ Oulton Park Int

ACU Team Green Junior Cup & Senior Ninjas & 250MZ

QUALIFYING - SECTOR ANALYSIS

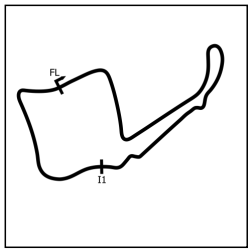

SECTOR 1 = FL to I1, SECTOR 2 = I1 to FL, DIFF = Difference To Personal Best Lap, P = Crossed Finish Line in Pit Lane, D = Time Disallowed

P16 58 J Max RHODES Kawasaki EX 400 - Oliver's mount Mototec

IDEAL LAP TIME : 2:06.729 BEST LAP TIME : 2:06.937 DIFFERENCE : 0.208

LAP	SECTOR 1	SECTOR 2	LAP TIME	MPH	DIFF	TIME OF DAY
1 -	1:40.498	35.773	2:16.271	71.11	9.334	09:21:02.023
2 -	1:36.613	36.163	2:12.776	72.98	5.839	09:23:14.799
3 -	1:34.615	35.843	2:10.458	74.28	3.521	09:25:25.257
4 -	1:33.069	35.265	2:08.334	75.51	1.397	09:27:33.591
5 -	1:32.663	35.609	2:08.272 (3)	75.55	1.335	09:29:41.863
6 -	1:32.573	***35.120***	2:07.693 (2)	75.89	0.756	09:31:49.556
7 -	***1:31.609***	35.328	***2:06.937 (1)***	***76.34***		***09:33:56.493***

P17 75 MZ Peter WOODALL MZ ETZ 250 - RevdCoin

IDEAL LAP TIME : 2:07.131 BEST LAP TIME : 2:07.131 DIFFERENCE : 0.000

LAP	SECTOR 1	SECTOR 2	LAP TIME	MPH	DIFF	TIME OF DAY
1 -	1:44.752	37.005	2:21.757	68.36	14.626	09:21:06.529
2 -	1:36.612	35.859	2:12.471	73.15	5.340	09:23:19.000
3 -	1:34.473	36.042	2:10.515	74.25	3.384	09:25:29.515
4 -	1:33.370	35.211	2:08.581 (3)	75.37	1.450	09:27:38.096
5 -	1:33.846	35.211	2:09.057	75.09	1.926	09:29:47.153
6 -	1:32.865	35.036	2:07.901 (2)	75.77	0.770	09:31:55.054
7 -	***1:32.198***	***34.933***	***2:07.131 (1)***	***76.23***		***09:34:02.185***

P18 79 J Sean CRONE Kawasaki - BD Racing

IDEAL LAP TIME : 2:07.184 BEST LAP TIME : 2:07.184 DIFFERENCE : 0.000

LAP	SECTOR 1	SECTOR 2	LAP TIME	MPH	DIFF	TIME OF DAY
1 -	1:42.142	37.330	2:19.472	69.48	12.288	09:21:05.721
2 -	1:35.583	35.589	2:11.172	73.88	3.988	09:23:16.893
3 -	1:32.708	35.787	2:08.495	75.42	1.311	09:25:25.388
4 -	***1:31.950***	***35.234***	***2:07.184 (1)***	***76.19***		***09:27:32.572***
5 -	1:32.640	35.321	2:07.961 (3)	75.73	0.777	09:29:40.533
6 -	1:32.001	35.591	2:07.592 (2)	75.95	0.408	09:31:48.125
7 -	1:32.673	35.484	2:08.157	75.62	0.973	09:33:56.282

P19 85 MZ Andrew WALES MZ ETZ 250 - Show Control International

IDEAL LAP TIME : 2:07.011 BEST LAP TIME : 2:07.254 DIFFERENCE : 0.243

LAP	SECTOR 1	SECTOR 2	LAP TIME	MPH	DIFF	TIME OF DAY
1 -	1:38.869	35.695	2:14.564	72.02	7.310	09:20:57.772
2 -	1:31.915	35.339	***2:07.254 (1)***	***76.15***		***09:23:05.026***
3 -	***1:31.831***	35.491	2:07.322 (2)	76.11	0.068	09:25:12.348
4 -	1:32.140	35.873	2:08.013	75.70	0.759	09:27:20.361
5 -	1:36.506	36.241	2:12.747	73.00	5.493	09:29:33.108
6 -	1:32.605	***35.180***	2:07.785 (3)	75.84	0.531	09:31:40.893
7 -	1:32.341	36.056	2:08.397	75.47	1.143	09:33:49.290

P20 37 MZ Harry LAMACRAFT MZ ETZ 250 - All Flower No Power

IDEAL LAP TIME : 2:07.518 BEST LAP TIME : 2:07.927 DIFFERENCE : 0.409

LAP	SECTOR 1	SECTOR 2	LAP TIME	MPH	DIFF	TIME OF DAY
1 -	1:37.614	36.937	2:14.551	72.02	6.624	09:21:06.583
2 -	1:35.688	36.033	2:11.721	73.57	3.794	09:23:18.304
3 -	1:34.399	36.347	2:10.746	74.12	2.819	09:25:29.050
4 -	1:33.336	***35.624***	2:08.960 (2)	75.14	1.033	09:27:38.010
5 -	1:33.535	35.705	2:09.240 (3)	74.98	1.313	09:29:47.250
6 -	1:34.589	36.038	2:10.627	74.19	2.700	09:31:57.877
7 -	***1:31.894***	36.033	***2:07.927 (1)***	***75.75***		***09:34:05.804***

Weather / Track : Cloudy / Dry

Oulton Park International: 2.6920 miles
Date: 04/04/2025 Start: 09:18 Finish: 09:33

BMCRC-MRO Championships 2025 - Rnd 2 @ Oulton Park Int

ACU Team Green Junior Cup & Senior Ninjas & 250MZ

QUALIFYING - SECTOR ANALYSIS

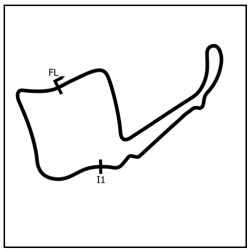

SECTOR 1 = FL to I1, SECTOR 2 = I1 to FL, DIFF = Difference To Personal Best Lap, P = Crossed Finish Line in Pit Lane, D = Time Disallowed

P21 164 J George COWIE Kawasaki NINJA 300 - Faraldo racing

IDEAL LAP TIME : 2:08.251 BEST LAP TIME : 2:08.426 DIFFERENCE : 0.175

LAP	SECTOR 1	SECTOR 2	LAP TIME	MPH	DIFF	TIME OF DAY
1 -	1:43.726	36.979	2:20.705	68.87	12.279	09:21:07.168
2 -	1:36.950	36.354	2:13.304	72.70	4.878	09:23:20.472
3 -	1:34.785	35.827	2:10.612	74.19	2.186	09:25:31.084
4 -	1:34.044	35.464	2:09.508 **(3)**	74.83	1.082	09:27:40.592
5 -	1:33.080	***35.346***	***2:08.426*** **(1)**	***75.46***		***09:29:49.018***
6 -	1:35.410	36.005	2:11.415	73.74	2.989	09:32:00.433
7 -	***1:32.905***	35.811	2:08.716 **(2)**	75.29	0.290	09:34:09.149

P22 33 S Patrick KLINGE Kawasaki NINJA 400 - Klingklong Racing

IDEAL LAP TIME : 2:08.962 BEST LAP TIME : 2:08.962 DIFFERENCE : 0.000

LAP	SECTOR 1	SECTOR 2	LAP TIME	MPH	DIFF	TIME OF DAY
1 -	1:45.487	36.589	2:22.076	68.21	13.114	09:21:19.734
2 -	1:35.398	36.815	2:12.213	73.30	3.251	09:23:31.947
3 -	1:33.751	36.982	2:10.733	74.13	1.771	09:25:42.680
4 -	1:34.276	35.881	2:10.157 **(3)**	74.45	1.195	09:27:52.837
5 -	***1:33.395***	***35.567***	***2:08.962*** **(1)**	***75.14***		***09:30:01.799***
6 -	1:34.566	35.650	2:10.216	74.42	1.254	09:32:12.015
7 -	1:33.633	35.781	2:09.414 **(2)**	74.88	0.452	09:34:21.429

P23 0 S Peter HASLER Kawasaki NINJA 400 - Art of racing

IDEAL LAP TIME : 2:09.030 BEST LAP TIME : 2:09.443 DIFFERENCE : 0.413

LAP	SECTOR 1	SECTOR 2	LAP TIME	MPH	DIFF	TIME OF DAY
1 -	1:41.710	37.166	2:18.876	69.78	9.433	09:20:52.760
2 -	1:34.724	35.955	2:10.679	74.16	1.236	09:23:03.439
3 -	1:34.154	***35.667***	2:09.821 **(3)**	74.65	0.378	09:25:13.260
4 -	1:33.917	35.893	2:09.810 **(2)**	74.65	0.367	09:27:23.070
5 -	1:34.524	35.975	2:10.499	74.26	1.056	09:29:33.569
6 -	1:34.285	35.792	2:10.077	74.50	0.634	09:31:43.646
7 -	***1:33.363***	36.080	***2:09.443*** **(1)**	***74.86***		***09:33:53.089***

P24 66 S Mark SMITH Kawasaki EX300 - IMP RACING

IDEAL LAP TIME : 2:09.404 BEST LAP TIME : 2:09.720 DIFFERENCE : 0.316

LAP	SECTOR 1	SECTOR 2	LAP TIME	MPH	DIFF	TIME OF DAY
1 -	1:45.084	37.595	2:22.679	67.92	12.959	09:21:05.599
2 -	1:36.626	36.422	2:13.048	72.84	3.328	09:23:18.647
3 -	1:37.723	36.161	2:13.884	72.38	4.164	09:25:32.531
4 -	1:35.701	36.031	2:11.732	73.56	2.012	09:27:44.263
5 -	***1:34.190***	35.530	***2:09.720*** **(1)**	***74.70***		***09:29:53.983***
6 -	1:34.789	***35.214***	2:10.003 **(2)**	74.54	0.283	09:32:03.986
7 -	1:35.148	36.165	2:11.313 **(3)**	73.80	1.593	09:34:15.299

P25 32 MZ John ASHMEAD MZ 250 -

IDEAL LAP TIME : 2:10.257 BEST LAP TIME : 2:10.257 DIFFERENCE : 0.000

LAP	SECTOR 1	SECTOR 2	LAP TIME	MPH	DIFF	TIME OF DAY
1 -	1:41.626	38.410	2:20.036	69.20	9.779	09:21:12.473
2 -	1:36.170	36.298	2:12.468	73.15	2.211	09:23:24.941
3 -	1:40.342	37.625	2:17.967	70.24	7.710	09:25:42.908
4 -	1:35.863	36.235	2:12.098	73.36	1.841	09:27:55.006
5 -	1:34.511	35.829	2:10.340 **(2)**	74.35	0.083	09:30:05.346
6 -	***1:34.450***	***35.807***	***2:10.257*** **(1)**	***74.40***		***09:32:15.603***
7 -	1:34.590	36.676	2:11.266 **(3)**	73.82	1.009	09:34:26.869

Weather / Track : Cloudy / Dry

Oulton Park International: 2.6920 miles
Date: 04/04/2025 Start: 09:18 Finish: 09:33

BMCRC-MRO Championships 2025 - Rnd 2 @ Oulton Park Int

ACU Team Green Junior Cup & Senior Ninjas & 250MZ

QUALIFYING - SECTOR ANALYSIS

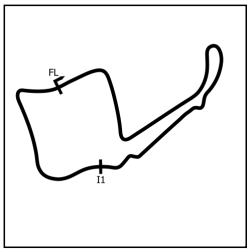

SECTOR 1 = FL to I1, SECTOR 2 = I1 to FL, DIFF = Difference To Personal Best Lap, P = Crossed Finish Line in Pit Lane, D = Time Disallowed

P26 13 MZ Gordon RYAN — MZ 250 - Prism Work Psychology

IDEAL LAP TIME : 2:09.861 BEST LAP TIME : 2:10.426 DIFFERENCE : 0.565

LAP	SECTOR 1	SECTOR 2	LAP TIME	MPH	DIFF	TIME OF DAY
1 -	1:45.104	37.041	2:22.145	68.17	11.719	09:21:03.462
2 -	1:37.874	36.704	2:14.578	72.01	4.152	09:23:18.040
3 -	1:35.909	36.050	2:11.959	73.44	1.533	09:25:29.999
4 -	1:34.930	36.418	2:11.348 **(2)**	73.78	0.922	09:27:41.347
5 -	***1:34.286***	36.140	***2:10.426*** **(1)**	***74.30***		***09:29:51.773***
6 -	1:34.457	***35.575***	~~2:10.032~~ **D**	74.53		09:32:01.805
7 -	1:34.565	36.869	2:11.434 **(3)**	73.73	1.008	09:34:13.239

P27 96 MZ Chris KENT — MZ TS 250 -

IDEAL LAP TIME : 2:09.323 BEST LAP TIME : 2:10.501 DIFFERENCE : 1.178

LAP	SECTOR 1	SECTOR 2	LAP TIME	MPH	DIFF	TIME OF DAY
1 -	1:40.752	35.692	2:16.444	71.02	5.943	09:20:48.421
2 -	1:34.417	36.084	***2:10.501*** **(1)**	***74.26***		***09:22:58.922***
3 -	1:35.063	35.912	2:10.975	73.99	0.474	09:25:09.897
4 -	1:35.551	***35.242***	2:10.793 **(3)**	74.09	0.292	09:27:20.690
5 -	***1:34.081***	36.737	2:10.818	74.08	0.317	09:29:31.508
6 -	1:35.041	35.829	2:10.870	74.05	0.369	09:31:42.378
7 -	1:35.011	35.579	2:10.590 **(2)**	74.21	0.089	09:33:52.968

P28 165 J Lilly RHODES — Kawasaki NINJA - Olivers mount Mototec

IDEAL LAP TIME : 2:09.975 BEST LAP TIME : 2:10.519 DIFFERENCE : 0.544

LAP	SECTOR 1	SECTOR 2	LAP TIME	MPH	DIFF	TIME OF DAY
1 -	1:43.857	37.172	2:21.029	68.71	10.510	09:21:01.667
2 -	1:37.466	36.134	2:13.600	72.53	3.081	09:23:15.267
3 -	1:35.163	35.662	2:10.825 **(2)**	74.07	0.306	09:25:26.092
4 -	***1:34.709***	35.810	***2:10.519*** **(1)**	***74.25***		***09:27:36.611***
5 -	1:36.473	***35.266***	2:11.739	73.56	1.220	09:29:48.350
6 -	1:37.034	35.444	2:12.478	73.15	1.959	09:32:00.828
7 -	1:35.605	35.606	2:11.211 **(3)**	73.86	0.692	09:34:12.039

P29 181 MZ Declan RYAN — MZ 250 - N/A

IDEAL LAP TIME : 2:10.075 BEST LAP TIME : 2:11.066 DIFFERENCE : 0.991

LAP	SECTOR 1	SECTOR 2	LAP TIME	MPH	DIFF	TIME OF DAY
1 -	1:48.642	39.121	2:27.763	65.58	16.697	09:21:13.052
2 -	1:37.877	37.747	2:15.624	71.45	4.558	09:23:28.676
3 -	1:36.017	36.638	2:12.655	73.05	1.589	09:25:41.331
4 -	1:35.465	37.326	2:12.791	72.98	1.725	09:27:54.122
5 -	1:34.526	36.688	2:11.214 **(2)**	73.85	0.148	09:30:05.336
6 -	***1:33.882***	38.189	2:12.071 **(3)**	73.37	1.005	09:32:17.407
7 -	1:34.873	***36.193***	***2:11.066*** **(1)**	***73.94***		***09:34:28.473***

P30 9 MZ Gary HOWLETT — MZ TS250 - HS Racing

IDEAL LAP TIME : 2:11.691 BEST LAP TIME : 2:11.691 DIFFERENCE : 0.000

LAP	SECTOR 1	SECTOR 2	LAP TIME	MPH	DIFF	TIME OF DAY
1 -	1:39.475	36.564	2:16.039	71.23	4.348	09:21:08.945
2 -	1:37.834	36.944	2:14.778	71.90	3.087	09:23:23.723
3 -	1:36.785	36.385	2:13.170	72.77	1.479	09:25:36.893
4 -	1:36.488	36.456	2:12.944	72.89	1.253	09:27:49.837
5 -	1:36.477	36.369	2:12.846 **(3)**	72.95	1.155	09:30:02.683
6 -	***1:35.632***	***36.059***	***2:11.691*** **(1)**	***73.59***		***09:32:14.374***
7 -	1:35.699	36.297	2:11.996 **(2)**	73.42	0.305	09:34:26.370

BMCRC-MRO Championships 2025 - Rnd 2 @ Oulton Park Int

ACU Team Green Junior Cup & Senior Ninjas & 250MZ

QUALIFYING - SECTOR ANALYSIS

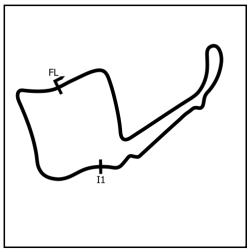

SECTOR 1 = FL to I1, SECTOR 2 = I1 to FL, DIFF = Difference To Personal Best Lap, P = Crossed Finish Line in Pit Lane, D = Time Disallowed

P31 102 MZ Caleb WRIGHT MZ 250 ETZ - Clover Investments

IDEAL LAP TIME : 2:11.913 BEST LAP TIME : 2:12.004 DIFFERENCE : 0.091

LAP	SECTOR 1	SECTOR 2	LAP TIME	MPH	DIFF	TIME OF DAY
1 -	1:40.875	37.411	2:18.286	70.08	6.282	09:21:12.048
2 -	1:37.479	***36.139***	2:13.618	72.52	1.614	09:23:25.666
3 -	1:38.980	37.422	2:16.402	71.04	4.398	09:25:42.068
4 -	1:36.535	36.201	2:12.736 **(2)**	73.01	0.732	09:27:54.804
5 -	***1:35.774***	36.230	***2:12.004*** **(1)**	***73.41***		***09:30:06.808***
6 -	1:36.350	36.401	2:12.751 **(3)**	73.00	0.747	09:32:19.559
7 -	1:36.907	36.680	2:13.587	72.54	1.583	09:34:33.146

P32 82 S Joe DENNEY Kawasaki NINJA 300 - SWC TRADE FRAMES LTD

IDEAL LAP TIME : 2:12.040 BEST LAP TIME : 2:12.227 DIFFERENCE : 0.187

LAP	SECTOR 1	SECTOR 2	LAP TIME	MPH	DIFF	TIME OF DAY
1 -	1:43.720	37.342	2:21.062	68.70	8.835	09:21:01.510
2 -	1:38.455	37.057	2:15.512	71.51	3.285	09:23:17.022
3 -	***1:35.586***	36.814	2:12.400 **(2)**	73.19	0.173	09:25:29.422
4 -	1:38.375	***36.454***	2:14.829	71.87	2.602	09:27:44.251
5 -	1:35.748	36.479	***2:12.227*** **(1)**	***73.29***		***09:29:56.478***
6 -	1:35.989	36.472	2:12.461 **(3)**	73.16	0.234	09:32:08.939
7 -	1:39.655	37.044	2:16.699	70.89	4.472	09:34:25.638

P33 95 MZ Christopher ROGERS MZ ETZ 250 - CB Racing

IDEAL LAP TIME : 2:12.830 BEST LAP TIME : 2:12.830 DIFFERENCE : 0.000

LAP	SECTOR 1	SECTOR 2	LAP TIME	MPH	DIFF	TIME OF DAY
1 -	1:44.018	36.667	2:20.685 **(3)**	68.88	7.855	09:21:02.849
2 -	1:37.653	37.439	2:15.092 **(2)**	71.73	2.262	09:23:17.941
3 -	***1:36.795***	***36.035***	***2:12.830*** **(1)**	***72.96***		***09:25:30.771***
4 -	1:38.986	IN PIT	2:23.841 **P**	67.37	11.011	09:27:54.612

P34 94 MZ Zac LEIGH MZ 250 - Illuminate Design

IDEAL LAP TIME : 2:14.530 BEST LAP TIME : 2:14.530 DIFFERENCE : 0.000

LAP	SECTOR 1	SECTOR 2	LAP TIME	MPH	DIFF	TIME OF DAY
1 -	1:43.591	37.663	2:21.254	68.60	6.724	09:21:15.881
2 -	1:40.117	37.756	2:17.873	70.29	3.343	09:23:33.754
3 -	***1:37.229***	***37.301***	***2:14.530*** **(1)**	***72.03***		***09:25:48.284***
4 -	1:37.794	37.357	2:15.151 **(2)**	71.70	0.621	09:28:03.435
5 -	1:37.963	37.508	2:15.471	71.53	0.941	09:30:18.906
6 -	1:40.465	38.315	2:18.780	69.83	4.250	09:32:37.686
7 -	1:37.760	37.425	2:15.185 **(3)**	71.68	0.655	09:34:52.871

P35 22 MZ Simon FINCH MZ ETZ250 -

IDEAL LAP TIME : 2:14.435 BEST LAP TIME : 2:14.725 DIFFERENCE : 0.290

LAP	SECTOR 1	SECTOR 2	LAP TIME	MPH	DIFF	TIME OF DAY
1 -	1:42.712	38.836	2:21.548	68.46	6.823	09:21:15.654
2 -	1:38.923	37.595	2:16.518	70.98	1.793	09:23:32.172
3 -	1:38.054	***37.452***	2:15.506 **(3)**	71.51	0.781	09:25:47.678
4 -	1:37.373	37.848	2:15.221 **(2)**	71.67	0.496	09:28:02.899
5 -	1:38.117	39.104	2:17.221	70.62	2.496	09:30:20.120
6 -	1:39.623	38.040	2:17.663	70.39	2.938	09:32:37.783
7 -	***1:36.983***	37.742	***2:14.725*** **(1)**	***71.93***		***09:34:52.508***

Weather / Track : Cloudy / Dry

Oulton Park International: 2.6920 miles
Date: 04/04/2025 Start: 09:18 Finish: 09:33

BMCRC-MRO Championships 2025 - Rnd 2 @ Oulton Park Int

ACU Team Green Junior Cup & Senior Ninjas & 250MZ

QUALIFYING - SECTOR ANALYSIS

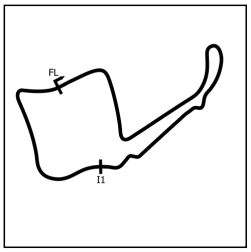

SECTOR 1 = FL to I1, SECTOR 2 = I1 to FL, DIFF = Difference To Personal Best Lap, P = Crossed Finish Line in Pit Lane, D = Time Disallowed

P36 166 MZ Graeme LEWIS MZ 250 - Morris Racing Lubricants #MRL

IDEAL LAP TIME : 2:15.131 BEST LAP TIME : 2:16.007 DIFFERENCE : 0.876

LAP	SECTOR 1	SECTOR 2	LAP TIME	MPH	DIFF	TIME OF DAY
1 -	1:42.529	38.216	2:20.745	68.85	4.738	09:21:14.283
2 -	1:39.445	38.172	2:17.617	70.42	1.610	09:23:31.900
3 -	1:38.886	***37.121***	***2:16.007*** **(1)**	***71.25***		***09:25:47.907***
4 -	***1:38.010***	38.151	2:16.161 **(2)**	71.17	0.154	09:28:04.068
5 -	1:38.480	37.696	2:16.176 **(3)**	71.16	0.169	09:30:20.244
6 -	1:39.356	38.134	2:17.490	70.48	1.483	09:32:37.734
7 -	1:39.403	37.816	2:17.219	70.62	1.212	09:34:54.953

P37 21 MZ Jack WOLFF MZ 250 - James MZ Racing

IDEAL LAP TIME : 2:17.053 BEST LAP TIME : 2:17.210 DIFFERENCE : 0.157

LAP	SECTOR 1	SECTOR 2	LAP TIME	MPH	DIFF	TIME OF DAY
1 -	1:44.468	38.715	2:23.183	67.68	5.973	09:21:18.113
2 -	1:40.963	39.341	2:20.304	69.07	3.094	09:23:38.417
3 -	1:41.521	39.076	2:20.597	68.92	3.387	09:25:59.014
4 -	1:40.610	39.596	2:20.206 **(3)**	69.12	2.996	09:28:19.220
5 -	1:40.242	40.002	2:20.244	69.10	3.034	09:30:39.464
6 -	1:40.556	***38.035***	2:18.591 **(2)**	69.92	1.381	09:32:58.055
7 -	***1:39.018***	38.192	***2:17.210*** **(1)**	***70.63***		***09:35:15.265***

P38 57 S Richard BUCKHAM Kawasaki NINJA 400 -

IDEAL LAP TIME : 2:17.277 BEST LAP TIME : 2:17.375 DIFFERENCE : 0.098

LAP	SECTOR 1	SECTOR 2	LAP TIME	MPH	DIFF	TIME OF DAY
1 -	1:45.254	37.813	2:23.067	67.73	5.692	09:21:05.464
2 -	1:40.486	38.127	2:18.613	69.91	1.238	09:23:24.077
3 -	1:40.206	38.272	2:18.478	69.98	1.103	09:25:42.555
4 -	1:40.052	38.177	2:18.229 **(3)**	70.11	0.854	09:28:00.784
5 -	1:39.807	***37.568***	***2:17.375*** **(1)**	***70.54***		***09:30:18.159***
6 -	1:43.091	37.740	2:20.831	68.81	3.456	09:32:38.990
7 -	***1:39.709***	37.718	2:17.427 **(2)**	70.51	0.052	09:34:56.417

P39 56 MZ Russell TURNER MZ 250 - TT Racing

IDEAL LAP TIME : 2:21.477 BEST LAP TIME : 2:21.906 DIFFERENCE : 0.429

LAP	SECTOR 1	SECTOR 2	LAP TIME	MPH	DIFF	TIME OF DAY
1 -	1:47.870	***38.543***	2:26.413	66.19	4.507	09:21:21.573
2 -	***1:42.934***	38.972	***2:21.906*** **(1)**	***68.29***		***09:23:43.479***
3 -	1:44.433	39.833	2:24.266 **(2)**	67.17	2.360	09:26:07.745
4 -	1:45.489	39.979	2:25.468 **(3)**	66.62	3.562	09:28:33.213
5 -	1:47.396	39.401	2:26.797	66.01	4.891	09:31:00.010
6 -	1:47.645	42.333	2:29.978	64.61	8.072	09:33:29.988

BMCRC-MRO Championships 2025 - Rnd 2 @ Oulton Park Int

ACU Team Green Junior Cup & Senior Ninjas & 250MZ

QUALIFYING - BEST SECTORS

	SECTOR 1		SECTOR 2	
POS	NO	TIME	NO	TIME
1	217	1:25.764	217	32.904
2	257	1:26.536	125	33.456
3	7	1:27.474	257	33.461
4	125	1:28.124	6	33.509
5	6	1:28.371	112	33.563
6	17	1:28.429	27	33.570
7	27	1:28.507	25	33.654
8	112	1:28.582	7	33.699
9	25	1:28.725	17	33.765
10	65	1:30.393	19	34.115
11	43	1:30.674	69	34.399
12	1	1:30.958	65	34.695
13	19	1:31.219	124	34.779
14	58	1:31.609	1	34.882
15	85	1:31.831	43	34.915
16	37	1:31.894	75	34.933
17	79	1:31.950	58	35.120
18	124	1:31.996	85	35.180
19	75	1:32.198	66	35.214
20	69	1:32.426	79	35.234
21	164	1:32.905	96	35.242
22	0	1:33.363	165	35.266
23	33	1:33.395	164	35.346
24	181	1:33.882	33	35.567
25	96	1:34.081	13	35.575
26	66	1:34.190	37	35.624
27	13	1:34.286	0	35.667
28	32	1:34.450	32	35.807
29	165	1:34.709	95	36.035
30	82	1:35.586	9	36.059
31	9	1:35.632	102	36.139
32	102	1:35.774	181	36.193
33	95	1:36.795	82	36.454
34	22	1:36.983	166	37.121
35	94	1:37.229	94	37.301
36	166	1:38.010	22	37.452
37	21	1:39.018	57	37.568
38	57	1:39.709	21	38.035
39	56	1:42.934	56	38.543

IDEAL / BEST COMPARISON

PERFECT LAP 1:58.668

POS	NO	NAME	IDEAL	BEST	DIFF
1	217	COOPER	1:58.668	1:58.668	0.000
2	257	McCARTNEY	1:59.997	1:59.997	0.000
3	7	ROOKER	2:01.173	2:01.202	0.029
4	125	WINGATE	2:01.580	2:02.084	0.504
5	6	BUSA	2:01.880	2:01.880	0.000
6	27	GARROD	2:02.077	2:02.223	0.146
7	112	BRAY	2:02.145	2:02.282	0.137
8	17	BUSA	2:02.194	2:02.368	0.174
9	25	GLEESON	2:02.379	2:02.715	0.336
10	65	BREESE	2:05.088	2:05.088	0.000
11	19	FISHER	2:05.334	2:05.334	0.000
12	43	SWARBRICK	2:05.589	2:05.780	0.191
13	1	HUSKINSON	2:05.840	2:06.019	0.179
14	58	RHODES	2:06.729	2:06.937	0.208
15	124	BAKER	2:06.775	2:06.775	0.000
16	69	MANN	2:06.825	2:06.825	0.000
17	85	WALES	2:07.011	2:07.254	0.243
18	75	WOODALL	2:07.131	2:07.131	0.000
19	79	CRONE	2:07.184	2:07.184	0.000
20	37	LAMACRAFT	2:07.518	2:07.927	0.409
21	164	COWIE	2:08.251	2:08.426	0.175
22	33	KLINGE	2:08.962	2:08.962	0.000
23	0	HASLER	2:09.030	2:09.443	0.413
24	96	KENT	2:09.323	2:10.501	1.178
25	66	SMITH	2:09.404	2:09.720	0.316
26	13	RYAN	2:09.861	2:10.426	0.565
27	165	RHODES	2:09.975	2:10.519	0.544
28	181	RYAN	2:10.075	2:11.066	0.991
29	32	ASHMEAD	2:10.257	2:10.257	0.000
30	9	HOWLETT	2:11.691	2:11.691	0.000
31	102	WRIGHT	2:11.913	2:12.004	0.091
32	82	DENNEY	2:12.040	2:12.227	0.187
33	95	ROGERS	2:12.830	2:12.830	0.000
34	22	FINCH	2:14.435	2:14.725	0.290
35	94	LEIGH	2:14.530	2:14.530	0.000
36	166	LEWIS	2:15.131	2:16.007	0.876
37	21	WOLFF	2:17.053	2:17.210	0.157
38	57	BUCKHAM	2:17.277	2:17.375	0.098
39	56	TURNER	2:21.477	2:21.906	0.429

Weather / Track : Cloudy / Dry

Oulton Park International: 2.6920 miles
Date: 04/04/2025 Start: 09:18 Finish: 09:33

Results can be found at www.tsl-timing.com

Printed - 09:36 Friday, 04 April 2025

BMCRC-MRO Championships 2025 - Rnd 2 @ Oulton Park Int

ACU Team Green Junior Cup & Senior Ninjas & 250MZ

QUALIFYING - STATISTICS

Competitors Started	39
Planned Start	2025-04-04 @ 09:20:00.000
Actual Start	2025-04-04 @ 09:18:21.652
Finish Time	2025-04-04 @ 09:33:25.026
Track Length	2.6920mi.
Total Laps	274
Total Distance Covered	737.6158mi.

Session Fastest Lap History

NO	CL	NAME	LAP TIME	TIME OF DAY	LAP	VEHICLE
257	J	**Henry McCARTNEY**	**2:09.398**	09:20:38.625	1	Kawasaki NINJA
257	J	**Henry McCARTNEY**	**2:02.495**	09:22:41.121	2	Kawasaki NINJA
217	J	**Hudson COOPER**	**2:02.308**	09:22:55.261	2	Kawasaki NINJA
257	J	**Henry McCARTNEY**	**2:01.894**	09:24:43.015	3	Kawasaki NINJA
217	J	**Hudson COOPER**	**2:00.462**	09:24:55.724	3	Kawasaki NINJA
217	J	**Hudson COOPER**	**1:59.708**	09:26:55.432	4	Kawasaki NINJA
217	J	**Hudson COOPER**	**1:58.668**	09:34:55.076	8	Kawasaki NINJA

Flag History

TYPE	TIME OF DAY
GREEN	09:18:21.652
FINISH	09:33:25.026

Flag Statistics

TYPE	COUNT	TOTAL LAPS	TOTAL TIME
Green	1	8	17:15.408
Red	0	0	0.000
Safety Car	0	0	0.000
FCY	0	0	0.000

Weather / Track : Cloudy / Dry

Oulton Park International: 2.6920 miles
Date: 04/04/2025 Start: 09:18 Finish: 09:33

BMCRC-MRO Championships 2025 - Rnd 2 @ Oulton Park Int

ACU Team Green Junior Cup & Senior Ninjas & 250MZ

QUALIFYING - STATISTICS

CLASS : J

13 Starters

Fastest Lap History

NO	NAME	LAP TIME	TIME OF DAY	LAP	VEHICLE
257	**Henry McCARTNEY**	**2:09.398**	09:20:38.625	1	Kawasaki NINJA
257	**Henry McCARTNEY**	**2:02.495**	09:22:41.121	2	Kawasaki NINJA
217	**Hudson COOPER**	**2:02.308**	09:22:55.261	2	Kawasaki NINJA
257	**Henry McCARTNEY**	**2:01.894**	09:24:43.015	3	Kawasaki NINJA
217	**Hudson COOPER**	**2:00.462**	09:24:55.724	3	Kawasaki NINJA
217	**Hudson COOPER**	**1:59.708**	09:26:55.432	4	Kawasaki NINJA
217	**Hudson COOPER**	**1:58.668**	09:34:55.076	8	Kawasaki NINJA

Weather / Track : Cloudy / Dry

Oulton Park International: 2.6920 miles
Date: 04/04/2025 Start: 09:18 Finish: 09:33

BMCRC-MRO Championships 2025 - Rnd 2 @ Oulton Park Int

ACU Team Green Junior Cup & Senior Ninjas & 250MZ

QUALIFYING - STATISTICS

CLASS : S

10 Starters

Fastest Lap History

NO	NAME	LAP TIME	TIME OF DAY	LAP	VEHICLE
17	**Daryn BUSA**	**2:11.059**	09:20:39.126	1	Kawasaki NINJA 400
17	**Daryn BUSA**	**2:03.463**	09:22:42.589	2	Kawasaki NINJA 400
17	**Daryn BUSA**	**2:03.230**	09:24:45.819	3	Kawasaki NINJA 400
17	**Daryn BUSA**	**2:02.795**	09:28:52.570	5	Kawasaki NINJA 400
17	**Daryn BUSA**	**2:02.368**	09:35:00.901	8	Kawasaki NINJA 400

Weather / Track : Cloudy / Dry

Oulton Park International: 2.6920 miles
Date: 04/04/2025 Start: 09:18 Finish: 09:33

BMCRC-MRO Championships 2025 - Rnd 2 @ Oulton Park Int

ACU Team Green Junior Cup & Senior Ninjas & 250MZ

QUALIFYING - STATISTICS

CLASS : MZ

16 Starters

Fastest Lap History

NO	NAME	LAP TIME	TIME OF DAY	LAP	VEHICLE
96	**Chris KENT**	**2:16.444**	09:20:48.434	1	MZ TS 250
85	**Andrew WALES**	**2:14.564**	09:20:57.782	1	MZ ETZ 250
37	**Harry LAMACRAFT**	**2:14.551**	09:21:06.583	1	MZ ETZ 250
96	**Chris KENT**	**2:10.501**	09:22:58.934	2	MZ TS 250
85	**Andrew WALES**	**2:07.254**	09:23:05.037	2	MZ ETZ 250
69	**Alexander MANN**	**2:06.825**	09:34:01.400	7	Mz TS 250

Weather / Track : Cloudy / Dry

Oulton Park International: 2.6920 miles
Date: 04/04/2025 Start: 09:18 Finish: 09:33

TEAM GREEN JUNIOR CUP | Kawasaki SENIOR NINJA SERIES | BMZRC 250 MZS

BMCRC-MRO Championships 2025 - Rnd 2 @ Oulton Park Int

ACU Team Green Junior Cup & Senior Ninjas & 250MZ

RACE 2 - GRID (7 Laps)

ROW 15			43 **56** 2:21.906 Russell TURNER
ROW 14	42 **21** 2:17.210 Jack WOLFF	41 **166** 2:16.007 Graeme LEWIS	40 **22** 2:14.725 Simon FINCH
ROW 13	39 **94** 2:14.530 Zac LEIGH	38 **95** 2:12.830 Christopher ROGERS	37 **102** 2:12.004 Caleb WRIGHT
ROW 12	36 **9** 2:11.691 Gary HOWLETT	35 **181** 2:11.066 Declan RYAN	34 **96** 2:10.501 Chris KENT
ROW 11	33 **13** 2:10.426 Gordon RYAN	32 **32** 2:10.257 John ASHMEAD	31 **37** 2:07.927 Harry LAMACRAFT
ROW 10	30 **85** 2:07.254 Andrew WALES	29 **75** 2:07.131 Peter WOODALL	28 **69** 2:06.825 Alexander MANN
ROW 9	27	26	25
ROW 8	24 **40** Archie ORMROD	23 **57** 2:17.375 Richard BUCKHAM	22 **82** 2:12.227 Joe DENNEY
ROW 7	21 **165** 2:10.519 Lilly RHODES	20 **66** 2:09.720 Mark SMITH	19 **0** 2:09.443 Peter HASLER
ROW 6	18 **33** 2:08.962 Patrick KLINGE	17 **164** 2:08.426 George COWIE	16 **79** 2:07.184 Sean CRONE
ROW 5	15 **58** 2:06.937 Max RHODES	14 **124** 2:06.775 Harley BAKER	13 **1** 2:06.019 Danny HUSKINSON
ROW 4	12 **43** 2:05.780 Mark SWARBRICK	11 **19** 2:05.334 Daniel FISHER	10 **65** 2:05.088 Konrad BREESE
ROW 3	9 **25** 2:02.715 Chloe GLEESON	8 **17** 2:02.368 Daryn BUSA	7 **112** 2:02.282 Ruben BRAY
ROW 2	6 **27** 2:02.223 Alfie GARROD	5 **125** 2:02.084 Isabelle WINGATE	4 **6** 2:01.880 Kian BUSA
ROW 1	3 **7** 2:01.202 Travis ROOKER	2 **257** 1:59.997 Henry McCARTNEY	1 **217** 1:58.668 Hudson COOPER **Pole**

These results are provisional until the conclusion of any judicial and technical matters.

Oulton Park International: 2.6920 miles

Clerk Of Course:	Timekeeper: *Craig Smith*	

Results can be found at www.tsl-timing.com

Printed - 09:37 Friday, 04 April 2025

TSL SPORTS TIMING TIMING SOLUTIONS LTD

MOTORCYCLE RACING ORGANISATION MRO

TEAM GREEN JUNIOR CUP | Kawasaki SENIOR NINJA SERIES | BMZRC 250 MZS

BMCRC-MRO Championships 2025 - Rnd 2 @ Oulton Park Int

ACU Team Green Junior Cup & Senior Ninjas & 250MZ

RACE 2 - CLASSIFICATION

Race Distance: 8 Laps / 21.53 miles

POS	NO	CL	PIC	NAME	ENTRY	LAPS	TIME	GAP	DIFF	MPH	BEST	ON	GRD	↑↓
1	217	J	1	Hudson COOPER	Kawasaki NINJA - Rides R Us	8	15:57.105			81.00	1:58.729	3	1	0
2	257	J	2	Henry McCARTNEY	Kawasaki NINJA - ERECT SCAFFOLDING/ Dannywebb gp	8	15:58.562	1.457	1.457	80.88	1:58.655	2	2	0
3	7	J	3	Travis ROOKER	Kawasaki NINJA 400 - Swedish car connection	8	16:24.716	27.611	26.154	78.73	2:01.693	4	3	0
4	27	J	4	Alfie GARROD	Kawasaki NINJA 400 -	8	16:24.946	27.841	0.230	78.71	2:01.544	5	6	2
5	6	J	5	Kian BUSA	Kawasaki NINJA 400 - iActiveRC	8	16:31.867	34.762	6.921	78.16	2:02.951	4	4	-1
6	125	J	6	Isabelle WINGATE	Kawasaki NINJA 400 -	8	16:32.155	35.050	0.288	78.14	2:02.620	3	5	-1
7	17	S	1	Daryn BUSA	Kawasaki NINJA 400 - iActiveRC	8	16:32.421	35.316	0.266	78.12	2:02.847	5	8	1
8	112	J	7	Ruben BRAY	Kawasaki 300/400 -	8	16:47.825	50.720	15.404	76.92	2:03.849	7	7	-1
9	1	S	2	Danny HUSKINSON	Kawasaki NINJA 400 - art of racing	8	16:47.960	50.855	0.135	76.91	2:04.570	8	13	4
10	58	J	8	Max RHODES	Kawasaki EX 400 - Oliver's mount Mototec	8	16:54.389	57.284	6.429	76.43	2:04.801	7	15	5
11	25	J	9	Chloe GLEESON	Kawasaki NINJA - Sussex Independent Financial Advisers L	8	16:55.298	58.193	0.909	76.36	2:05.085	7	9	-2
12	19	S	3	Daniel FISHER	Kawasaki NINJA -	8	17:11.619	1:14.514	16.321	75.15	2:05.659	8	11	-1
13	79	J	10	Sean CRONE	Kawasaki - BD Racing	8	17:11.832	1:14.727	0.213	75.13	2:07.110	8	16	3
14	43	S	4	Mark SWARBRICK	Kawasaki NINJA 400 -	8	17:12.806	1:15.701	0.974	75.06	2:06.987	8	12	-2
15	33	S	5	Patrick KLINGE	Kawasaki NINJA 400 - Klingklong Racing	8	17:14.657	1:17.552	1.851	74.93	2:07.328	5	18	3
16	0	S	6	Peter HASLER	Kawasaki NINJA 400 - Art of racing	8	17:15.832	1:18.727	1.175	74.84	2:07.982	5	19	3
17	69	MZ	1	Alexander MANN	Mz TS 250 - HS RACING	8	17:18.751	1:21.646	2.919	74.63	2:05.023	8	25	8
18	164	J	11	George COWIE	Kawasaki NINJA 300 - Faraldo racing	8	17:22.134	1:25.029	3.383	74.39	2:07.528	7	17	-1
19	165	J	12	Lilly RHODES	Kawasaki NINJA - Olivers mount Mototec	8	17:32.511	1:35.406	10.377	73.66	2:09.051	6	21	2
20	75	MZ	2	Peter WOODALL	MZ ETZ 250 - RevdCoin	8	17:38.967	1:41.862	6.456	73.21	2:07.440	7	26	6
21	96	MZ	3	Chris KENT	MZ TS 250 -	8	17:39.020	1:41.915	0.053	73.20	2:06.998	7	31	10
22	37	MZ	4	Harry LAMACRAFT	MZ ETZ 250 - All Flower No Power	8	17:39.076	1:41.971	0.056	73.20	2:06.824	8	28	6
23	85	MZ	5	Andrew WALES	MZ ETZ 250 - Show Control International	8	17:39.647	1:42.542	0.571	73.16	2:05.736	5	27	4
24	66	S	7	Mark SMITH	Kawasaki EX300 - IMP RACING	8	17:41.399	1:44.294	1.752	73.04	2:10.288	4	20	-4
25	13	MZ	6	Gordon RYAN	MZ 250 - Prism Work Psychology	8	17:58.800	2:01.695	17.401	71.86	2:10.123	3	30	5
26	181	MZ	7	Declan RYAN	MZ 250 - N/A	8	17:58.912	2:01.807	0.112	71.85	2:09.651	5	32	6
27	32	MZ	8	John ASHMEAD	MZ 250 -	8	17:59.912	2:02.807	1.000	71.79	2:09.668	5	29	2
28	82	S	8	Joe DENNEY	Kawasaki NINJA 300 - SWC TRADE FRAMES LTD	8	18:06.511	2:09.406	6.599	71.35	2:13.033	7	22	-6
29	95	MZ	9	Christopher ROGERS	MZ ETZ 250 - CB Racing	7	16:00.287	1 Lap	1 Lap	70.64	2:11.404	2	35	6
30	102	MZ	10	Caleb WRIGHT	MZ 250 ETZ - Clover Investments	7	16:01.528	1 Lap	1.241	70.55	2:11.678	7	34	4
31	9	MZ	11	Gary HOWLETT	MZ TS250 - HS Racing	7	16:05.016	1 Lap	3.488	70.29	2:12.040	7	33	2
32	57	S	9	Richard BUCKHAM	Kawasaki NINJA 400 -	7	16:07.274	1 Lap	2.258	70.13	2:16.392	4	23	-9
33	94	MZ	12	Zac LEIGH	MZ 250 - Illuminate Design	7	16:24.842	1 Lap	17.568	68.88	2:14.665	7	36	3
34	166	MZ	13	Graeme LEWIS	MZ 250 - Morris Racing Lubricants #MRL	7	16:26.238	1 Lap	1.396	68.78	2:15.210	3	38	4

NOT CLASSIFIED

DNF	65	S		Konrad BREESE	Kawasaki NINJA 400 - STIHL Racing	7	14:46.337	1 Lap		76.53	2:04.867	5	10	
DNF	40	J		Archie ORMROD	Kawasaki NINJA 400 - Prestige Flooring	6	12:56.400	2 Laps	1 Lap	74.89	2:07.200	2	24	
DNF	22	MZ		Simon FINCH	MZ ETZ250 -	6	14:34.777	2 Laps	1:38.377	66.47	2:15.344	2	37	
DNF	124	J		Harley BAKER	Kawasaki NINJA 400 -	0							14	
DNF	21	MZ		Jack WOLFF	MZ 250 - James MZ Racing	0							39	
DNF	56	MZ		Russell TURNER	MZ 250 - TT Racing	0							40	

FASTEST LAP

257	J	Henry McCARTNEY	Kawasaki NINJA - ERECT SCAFFOLDING/ Dannywebb gp	2	1:58.655	81.67 mph	131.44 kph
17	S	Daryn BUSA	Kawasaki NINJA 400 - iActiveRC	5	2:02.847	78.88 mph	126.95 kph
69	MZ	Alexander MANN	Mz TS 250 - HS RACING	8	2:05.023	77.51 mph	124.75 kph

Class J - 92.5% of Race Speed = 74.92 mph
Class S - 92.5% of Race Speed = 72.26 mph
Class MZ - 92.5% of Race Speed = 69.03 mph

Weather / Track : Sunny / Dry
These results are provisional until the conclusion of any judicial and technical matters.

Date: 04/04/2025 Start: 13:38 Finish: 13:54
Oulton Park International: 2.6920 miles

Clerk Of Course:	Timekeeper: Craig Smith	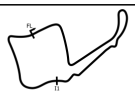

Results can be found at www.tsl-timing.com

Printed - 14:01 Friday, 04 April 2025

BRITISH MOTOR CYCLE RACING CLUB | TSL SPORTS TIMING TIMING SOLUTIONS LTD | MOTORCYCLE RACING ORGANISATION MRO

BMCRC-MRO Championships 2025 - Rnd 2 @ Oulton Park Int

ACU Team Green Junior Cup & Senior Ninjas & 250MZ

RACE 2 - LAP CHART

LAP 1 @ 13:40:59.412

NO	BEHIND	LAP TIME
217		2:03.683
257	0.415	2:04.098
7	3.665	2:07.348
6	4.591	2:08.274
27	4.734	2:08.417
17	5.016	2:08.699
125	5.576	2:09.259
25	7.684	2:11.367
1	7.963	2:11.646
112	8.084	2:11.767
58	9.321	2:13.004
65	9.469	2:13.152
43	10.271	2:13.954
33	11.663	2:15.346
19	12.265	2:15.948
0	12.366	2:16.049
40	12.493	2:16.176
79	12.971	2:16.654
165	15.126	2:18.809
66	16.181	2:19.864
164	17.079	2:20.762
82	17.987	2:21.670
57	20.298	2:23.981
69	34.219	2:37.902
85	34.956	2:38.639
75	36.409	2:40.092
96	36.624	2:40.307
37	37.093	2:40.776
181	38.093	2:41.776
13	38.968	2:42.651
32	39.837	2:43.520
95	40.131	2:43.814
102	42.089	2:45.772
9	42.385	2:46.068
94	43.278	2:46.961
22	44.896	2:48.579
166	45.546	2:49.229

LAP 2 @ 13:42:58.283

NO	BEHIND	LAP TIME
217		1:58.871
257	0.199	1:58.655
7	7.451	2:02.657
27	8.216	2:02.353
6	9.527	2:03.807
17	9.811	2:03.666
125	10.250	2:03.545
25	14.657	2:05.844
1	15.002	2:05.910
112	15.161	2:05.948
58	15.446	2:04.996
65	16.102	2:05.504
43	18.489	2:07.089
40	20.822	2:07.200
33	21.294	2:08.502
0	21.750	2:08.255
19	21.904	2:08.510
79	22.262	2:08.162
165	28.527	2:12.272
164	29.188	2:10.980
66	29.614	2:12.304
82	32.642	2:13.526
57	39.074	2:17.647
69	41.893	2:06.545
85	42.231	2:06.146
75	46.306	2:08.768
96	46.830	2:09.077
37	47.291	2:09.069
181	50.222	2:11.000
32	50.902	2:09.936
13	51.543	2:11.446
95	52.664	2:11.404
102	56.406	2:13.188
9	57.478	2:13.964
94	1:00.995	2:16.588
22	1:01.369	2:15.344
166	1:02.350	2:15.675

LAP 3 @ 13:44:57.012

NO	BEHIND	LAP TIME
217		1:58.729
257	0.251	1:58.781
7	11.195	2:02.473
27	11.525	2:02.038
6	14.030	2:03.232
125	14.141	2:02.620
17	14.720	2:03.638
1	21.493	2:05.220
25	21.606	2:05.678
112	21.817	2:05.385
58	22.556	2:05.839
65	22.896	2:05.523
43	28.397	2:08.637
40	30.301	2:08.208
19	30.821	2:07.646
33	31.144	2:08.579
79	31.531	2:07.998
0	31.924	2:08.903
164	39.529	2:09.070
165	39.957	2:10.159
66	41.860	2:10.975
82	49.153	2:15.240
69	49.258	2:06.094
85	49.428	2:05.926
75	56.559	2:08.982
96	56.583	2:08.482
37	57.079	2:08.517
57	59.210	2:18.865
32	1:02.305	2:10.132
181	1:02.381	2:10.888
13	1:02.937	2:10.123
95	1:06.057	2:12.122
102	1:10.071	2:12.394
9	1:11.798	2:13.049
166	1:18.831	2:15.210
22	1:18.865	2:16.225
94	1:19.012	2:16.746

LAP 4 @ 13:46:55.924

NO	BEHIND	LAP TIME
257		1:58.661
217	0.003	1:58.915
7	13.976	2:01.693
27	14.230	2:01.617
6	18.069	2:02.951
125	18.312	2:03.083
17	19.071	2:03.263
1	28.367	2:05.786
25	28.485	2:05.791
112	28.752	2:05.847
65	29.447	2:05.463
58	29.869	2:06.225
43	38.718	2:09.233
40	39.145	2:07.756
19	39.668	2:07.759
79	40.640	2:08.021
33	40.936	2:08.704
0	41.551	2:08.539
164	49.366	2:08.749
165	51.733	2:10.688
66	53.236	2:10.288
69	55.644	2:05.298
85	56.428	2:05.912
82	1:04.296	2:14.055
75	1:07.189	2:09.542
96	1:07.226	2:09.555
37	1:07.633	2:09.466
13	1:15.180	2:11.155
181	1:15.969	2:12.500
32	1:16.374	2:12.981
57	1:16.690	2:16.392
95	1:19.768	2:12.623
102	1:23.220	2:12.061
9	1:26.437	2:13.551
166	1:36.524	2:16.605
22	1:36.791	2:16.838
94	1:36.974	2:16.874

LAP 5 @ 13:48:55.130

NO	BEHIND	LAP TIME
217		1:59.203
257	0.010	1:59.216
7	16.547	2:01.777
27	16.568	2:01.544
6	21.951	2:03.088
125	22.246	2:03.140
17	22.712	2:02.847
1	34.152	2:04.991
25	34.544	2:05.265
112	34.703	2:05.157
65	35.108	2:04.867
58	35.493	2:04.830
40	47.782	2:07.843
43	48.217	2:08.705
19	48.464	2:08.002
79	48.589	2:07.155
33	49.058	2:07.328
0	50.327	2:07.982
164	58.662	2:08.502
165	1:02.407	2:09.880
85	1:02.958	2:05.736
69	1:03.155	2:06.717
66	1:05.787	2:11.757
96	1:16.538	2:08.518
75	1:16.808	2:08.825
37	1:17.019	2:08.592
82	1:21.807	2:16.717
13	1:26.304	2:10.330
181	1:26.414	2:09.651
32	1:26.836	2:09.668
95	1:33.820	2:13.258
57	1:34.447	2:16.963
102	1:36.212	2:12.198
9	1:40.170	2:12.939
166	1:53.403	2:16.085
22	1:53.502	2:15.917
94	1:53.612	2:15.844

LAP 6 @ 13:50:54.158

NO	BEHIND	LAP TIME
217		1:59.028
257	0.225	1:59.243
7	19.696	2:02.177
27	19.755	2:02.215
6	26.309	2:03.386
125	26.642	2:03.424
17	27.983	2:04.299
1	40.050	2:04.926
112	41.401	2:05.726
25	41.707	2:06.191
58	42.117	2:05.652
65	42.297	2:06.217
40	57.971	2:09.217
19	58.229	2:08.793
43	58.377	2:09.188
79	58.668	2:09.107
33	59.136	2:09.106
0	59.790	2:08.491
164	1:08.245	2:08.611
69	1:09.539	2:05.412
165	1:12.430	2:09.051
85	1:16.221	2:12.291
66	1:19.465	2:12.706
75	1:25.563	2:07.783
96	1:26.494	2:08.984
37	1:26.661	2:08.670
82	1:35.984	2:13.205
13	1:38.294	2:11.018
181	1:38.406	2:11.020
32	1:39.174	2:11.366
95	1:48.062	2:13.270
102	1:51.421	2:14.237
57	1:51.901	2:16.482
9	1:54.547	2:13.405

LAP 7 @ 13:52:53.462

NO	BEHIND	LAP TIME	
217		1:59.304	
257	0.660	1:59.739	
166	1 Lap	2:17.227	
94	1 Lap	2:17.164	
27	24.058	2:03.607	
7	24.416	2:04.024	
6	30.558	2:03.553	
125	30.788	2:03.450	
17	31.623	2:02.944	
22	1 Lap	2:41.874	P
1	45.657	2:04.911	
112	45.946	2:03.849	
25	47.488	2:05.085	
58	47.614	2:04.801	
65	48.604	2:05.611	
79	1:06.989	2:07.625	
43	1:08.086	2:09.013	
19	1:08.227	2:09.302	
33	1:09.110	2:09.278	
0	1:09.729	2:09.243	
69	1:15.995	2:05.760	
164	1:16.469	2:07.528	
165	1:23.369	2:10.243	
85	1:31.446	2:14.529	
66	1:32.074	2:11.913	
75	1:33.699	2:07.440	
96	1:34.188	2:06.998	
37	1:34.519	2:07.162	
82	1:49.713	2:13.033	
181	1:50.297	2:11.195	
13	1:50.897	2:11.907	
32	1:50.918	2:11.048	

LAP 8 @ 13:54:52.834

NO	BEHIND	LAP TIME
217		1:59.372
257	1.457	2:00.169
95	1 Lap	2:13.796
102	1 Lap	2:11.678
9	1 Lap	2:12.040
57	1 Lap	2:16.944
7	27.611	2:02.567
94	1 Lap	2:14.665
27	27.841	2:03.155
166	1 Lap	2:16.207
6	34.762	2:03.576
125	35.050	2:03.634
17	35.316	2:03.065
112	50.720	2:04.146
1	50.855	2:04.570
58	57.284	2:09.042
25	58.193	2:10.077
19	1:14.514	2:05.659
79	1:14.727	2:07.110
43	1:15.701	2:06.987
33	1:17.552	2:07.814
0	1:18.727	2:08.370
69	1:21.646	2:05.023
164	1:25.029	2:07.932
165	1:35.406	2:11.409
75	1:41.862	2:07.535
96	1:41.915	2:07.099
37	1:41.971	2:06.824
85	1:42.542	2:10.468
66	1:44.294	2:11.592
13	2:01.695	2:10.170
181	2:01.807	2:10.882
32	2:02.807	2:11.261
82	2:09.406	2:19.065

Weather / Track : Sunny / Dry

Oulton Park International: 2.6920 miles
Date: 04/04/2025 Start: 13:38 Finish: 13:54

Results can be found at www.tsl-timing.com

Printed - 14:01 Friday, 04 April 2025

BMCRC-MRO Championships 2025 - Rnd 2 @ Oulton Park Int

ACU Team Green Junior Cup & Senior Ninjas & 250MZ

RACE 2 - POSITION CHART

		Lap	1	2	3	4	5	6	7	8
No	Name	Pos								
217	COOPER	1	217	217	217	257	217	217	217	217
257	McCARTNEY	2	257	257	257	217	257	257	257	257
7	ROOKER	3	7	7	7	7	7	7	27	7
6	BUSA	4	6	27	27	27	27	27	7	27
125	WINGATE	5	27	6	6	6	6	6	6	6
27	GARROD	6	17	17	125	125	125	125	125	125
112	BRAY	7	125	125	17	17	17	17	17	17
17	BUSA	8	25	25	1	1	1	1	1	112
25	GLEESON	9	1	1	25	25	25	112	112	1
65	BREESE	10	112	112	112	112	112	25	25	58
19	FISHER	11	58	58	58	65	65	58	58	25
43	SWARBRICK	12	65	65	65	58	58	65	65	19
1	HUSKINSON	13	43	43	43	43	40	40	79	79
124	BAKER	14	33	40	40	40	43	19	43	43
58	RHODES	15	19	33	19	19	19	43	19	33
79	CRONE	16	0	0	33	79	79	79	33	0
164	COWIE	17	40	19	79	33	33	33	0	69
33	KLINGE	18	79	79	0	0	0	0	69	164
0	HASLER	19	165	165	164	164	164	164	164	165
66	SMITH	20	66	164	165	165	165	69	165	75
165	RHODES	21	164	66	66	66	85	165	85	96
82	DENNEY	22	82	82	82	69	69	85	66	37
57	BUCKHAM	23	57	57	69	85	66	66	75	85
40	ORMROD	24	69	69	85	82	96	75	96	66
69	MANN	25	85	85	75	75	75	96	37	13
75	WOODALL	26	75	75	96	96	37	37	82	181
85	WALES	27	96	96	37	37	82	82	181	32
37	LAMACRAFT	28	37	37	57	13	13	13	13	82
32	ASHMEAD	29	181	181	32	181	181	181	32	
13	RYAN	30	13	32	181	32	32	32	95	
96	KENT	31	32	13	13	57	95	95	102	
181	RYAN	32	95	95	95	95	57	102	9	
9	HOWLETT	33	102	102	102	102	102	57	57	
102	WRIGHT	34	9	9	9	9	9	9	94	
95	ROGERS	35	94	94	166	166	166	166	166	
94	LEIGH	36	22	22	22	22	22	94		
22	FINCH	37	166	166	94	94	94	22		
166	LEWIS	38								
21	WOLFF	39								
56	TURNER	40								

Weather / Track : Sunny / Dry

Oulton Park International: 2.6920 miles
Date: 04/04/2025 Start: 13:38 Finish: 13:54

Results can be found at www.tsl-timing.com

Printed - 14:01 Friday, 04 April 2025

BMCRC-MRO Championships 2025 - Rnd 2 @ Oulton Park Int

ACU Team Green Junior Cup & Senior Ninjas & 250MZ

RACE 2 - SECTOR ANALYSIS

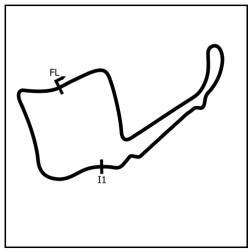

SECTOR 1 = FL to I1, SECTOR 2 = I1 to FL, DIFF = Difference To Personal Best Lap, P = Crossed Finish Line in Pit Lane, D = Time Disallowed

P1 217 J Hudson COOPER Kawasaki NINJA - Rides R Us

IDEAL LAP TIME : 1:58.357 BEST LAP TIME : 1:58.729 DIFFERENCE : 0.372

LAP	SECTOR 1	SECTOR 2	LAP TIME	MPH	DIFF	TIME OF DAY
1 -		33.241	2:03.683	78.35	4.954	13:40:59.412
2 -	1:25.794	33.077	1:58.871 (2)	81.52	0.142	13:42:58.283
3 -	1:25.558	33.171	***1:58.729 (1)***	***81.62***		***13:44:57.012***
4 -	***1:25.407***	33.508	1:58.915 (3)	81.49	0.186	13:46:55.927
5 -	1:25.733	33.470	1:59.203	81.30	0.474	13:48:55.130
6 -	1:26.078	***32.950***	1:59.028	81.42	0.299	13:50:54.158
7 -	1:26.126	33.178	1:59.304	81.23	0.575	13:52:53.462
8 -	1:26.242	33.130	1:59.372	81.18	0.643	13:54:52.834

P2 257 J Henry McCARTNEY Kawasaki NINJA - ERECT SCAFFOLDING/ Dannywebb gp can

IDEAL LAP TIME : 1:58.162 BEST LAP TIME : 1:58.655 DIFFERENCE : 0.493

LAP	SECTOR 1	SECTOR 2	LAP TIME	MPH	DIFF	TIME OF DAY
1 -		33.366	2:04.098	78.09	5.443	13:40:59.827
2 -	1:25.518	33.137	***1:58.655 (1)***	***81.67***		***13:42:58.482***
3 -	1:25.461	33.320	1:58.781 (3)	81.58	0.126	13:44:57.263
4 -	***1:25.225***	33.436	1:58.661 (2)	81.67	0.006	13:46:55.924
5 -	1:25.837	33.379	1:59.216	81.29	0.561	13:48:55.140
6 -	1:26.254	32.989	1:59.243	81.27	0.588	13:50:54.383
7 -	1:26.802	***32.937***	1:59.739	80.93	1.084	13:52:54.122
8 -	1:27.008	33.161	2:00.169	80.64	1.514	13:54:54.291

P3 7 J Travis ROOKER Kawasaki NINJA 400 - Swedish car connection

IDEAL LAP TIME : 2:01.501 BEST LAP TIME : 2:01.693 DIFFERENCE : 0.192

LAP	SECTOR 1	SECTOR 2	LAP TIME	MPH	DIFF	TIME OF DAY
1 -		34.365	2:07.348	76.10	5.655	13:41:03.077
2 -	1:28.232	34.425	2:02.657	79.01	0.964	13:43:05.734
3 -	1:28.112	34.361	2:02.473	79.13	0.780	13:45:08.207
4 -	1:27.583	***34.110***	***2:01.693 (1)***	***79.63***		***13:47:09.900***
5 -	***1:27.391***	34.386	2:01.777 (2)	79.58	0.084	13:49:11.677
6 -	1:27.804	34.373	2:02.177 (3)	79.32	0.484	13:51:13.854
7 -	1:28.690	35.334	2:04.024	78.14	2.331	13:53:17.878
8 -	1:28.054	34.513	2:02.567	79.06	0.874	13:55:20.445

P4 27 J Alfie GARROD Kawasaki NINJA 400 -

IDEAL LAP TIME : 2:01.312 BEST LAP TIME : 2:01.544 DIFFERENCE : 0.232

LAP	SECTOR 1	SECTOR 2	LAP TIME	MPH	DIFF	TIME OF DAY
1 -		34.034	2:08.417	75.46	6.873	13:41:04.146
2 -	1:28.467	33.886	2:02.353	79.20	0.809	13:43:06.499
3 -	1:28.044	33.994	2:02.038 (3)	79.41	0.494	13:45:08.537
4 -	1:27.902	***33.715***	2:01.617 (2)	79.68	0.073	13:47:10.154
5 -	***1:27.597***	33.947	***2:01.544 (1)***	***79.73***		***13:49:11.698***
6 -	1:28.028	34.187	2:02.215	79.29	0.671	13:51:13.913
7 -	1:28.968	34.639	2:03.607	78.40	2.063	13:53:17.520
8 -	1:28.819	34.336	2:03.155	78.69	1.611	13:55:20.675

P5 6 J Kian BUSA Kawasaki NINJA 400 - iActiveRC

IDEAL LAP TIME : 2:02.858 BEST LAP TIME : 2:02.951 DIFFERENCE : 0.093

LAP	SECTOR 1	SECTOR 2	LAP TIME	MPH	DIFF	TIME OF DAY
1 -		34.316	2:08.274	75.55	5.323	13:41:04.003
2 -	1:29.350	34.457	2:03.807	78.27	0.856	13:43:07.810
3 -	1:28.811	34.421	2:03.232 (3)	78.64	0.281	13:45:11.042
4 -	***1:28.604***	34.347	***2:02.951 (1)***	***78.82***		***13:47:13.993***
5 -	1:28.679	34.409	2:03.088 (2)	78.73	0.137	13:49:17.081
6 -	1:29.132	***34.254***	2:03.386	78.54	0.435	13:51:20.467
7 -	1:28.956	34.597	2:03.553	78.43	0.602	13:53:24.020
8 -	1:29.198	34.378	2:03.576	78.42	0.625	13:55:27.596

Weather / Track : Sunny / Dry

Oulton Park International: 2.6920 miles
Date: 04/04/2025 Start: 13:38 Finish: 13:54

BMCRC-MRO Championships 2025 - Rnd 2 @ Oulton Park Int

ACU Team Green Junior Cup & Senior Ninjas & 250MZ

RACE 2 - SECTOR ANALYSIS

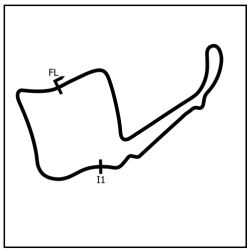

SECTOR 1 = FL to I1, SECTOR 2 = I1 to FL, DIFF = Difference To Personal Best Lap, P = Crossed Finish Line in Pit Lane, D = Time Disallowed

P6 125 J Isabelle WINGATE Kawasaki NINJA 400 -

IDEAL LAP TIME : 2:02.549 BEST LAP TIME : 2:02.620 DIFFERENCE : 0.071

LAP	SECTOR 1	SECTOR 2	LAP TIME	MPH	DIFF	TIME OF DAY
1 -		33.990	2:09.259	74.97	6.639	13:41:04.988
2 -	1:29.239	34.306	2:03.545	78.44	0.925	13:43:08.533
3 -	1:28.735	33.885	***2:02.620*** **(1)**	***79.03***		***13:45:11.153***
4 -	1:28.740	34.343	2:03.083 **(2)**	78.73	0.463	13:47:14.236
5 -	***1:28.703***	34.437	2:03.140 **(3)**	78.70	0.520	13:49:17.376
6 -	1:29.578	***33.846***	2:03.424	78.52	0.804	13:51:20.800
7 -	1:28.789	34.661	2:03.450	78.50	0.830	13:53:24.250
8 -	1:29.230	34.404	2:03.634	78.38	1.014	13:55:27.884

P7 17 S Daryn BUSA Kawasaki NINJA 400 - iActiveRC

IDEAL LAP TIME : 2:02.693 BEST LAP TIME : 2:02.847 DIFFERENCE : 0.154

LAP	SECTOR 1	SECTOR 2	LAP TIME	MPH	DIFF	TIME OF DAY
1 -		***33.938***	2:08.699	75.30	5.852	13:41:04.428
2 -	1:29.510	34.156	2:03.666	78.36	0.819	13:43:08.094
3 -	1:29.086	34.552	2:03.638	78.38	0.791	13:45:11.732
4 -	1:29.116	34.147	2:03.263	78.62	0.416	13:47:14.995
5 -	1:28.842	34.005	***2:02.847*** **(1)**	***78.88***		***13:49:17.842***
6 -	1:29.860	34.439	2:04.299	77.96	1.452	13:51:22.141
7 -	***1:28.755***	34.189	2:02.944 **(2)**	78.82	0.097	13:53:25.085
8 -	1:28.816	34.249	2:03.065 **(3)**	78.74	0.218	13:55:28.150

P8 112 J Ruben BRAY Kawasaki 300/400 -

IDEAL LAP TIME : 2:03.849 BEST LAP TIME : 2:03.849 DIFFERENCE : 0.000

LAP	SECTOR 1	SECTOR 2	LAP TIME	MPH	DIFF	TIME OF DAY
1 -		34.852	2:11.767	73.54	7.918	13:41:07.496
2 -	1:30.547	35.401	2:05.948	76.94	2.099	13:43:13.444
3 -	1:30.546	34.839	2:05.385	77.29	1.536	13:45:18.829
4 -	1:31.177	34.670	2:05.847	77.00	1.998	13:47:24.676
5 -	1:30.660	34.497	2:05.157 **(3)**	77.43	1.308	13:49:29.833
6 -	1:31.013	34.713	2:05.726	77.08	1.877	13:51:35.559
7 -	***1:29.400***	***34.449***	***2:03.849*** **(1)**	***78.25***		***13:53:39.408***
8 -	1:29.581	34.565	2:04.146 **(2)**	78.06	0.297	13:55:43.554

P9 1 S Danny HUSKINSON Kawasaki NINJA 400 - art of racing

IDEAL LAP TIME : 2:04.413 BEST LAP TIME : 2:04.570 DIFFERENCE : 0.157

LAP	SECTOR 1	SECTOR 2	LAP TIME	MPH	DIFF	TIME OF DAY
1 -		34.829	2:11.646	73.61	7.076	13:41:07.375
2 -	1:30.842	35.068	2:05.910	76.97	1.340	13:43:13.285
3 -	1:30.242	34.978	2:05.220	77.39	0.650	13:45:18.505
4 -	1:30.893	34.893	2:05.786	77.04	1.216	13:47:24.291
5 -	1:30.305	***34.686***	2:04.991	77.53	0.421	13:49:29.282
6 -	1:30.096	34.830	2:04.926 **(3)**	77.57	0.356	13:51:34.208
7 -	1:30.050	34.861	2:04.911 **(2)**	77.58	0.341	13:53:39.119
8 -	***1:29.727***	34.843	***2:04.570*** **(1)**	***77.79***		***13:55:43.689***

P10 58 J Max RHODES Kawasaki EX 400 - Oliver's mount Mototec

IDEAL LAP TIME : 2:04.520 BEST LAP TIME : 2:04.801 DIFFERENCE : 0.281

LAP	SECTOR 1	SECTOR 2	LAP TIME	MPH	DIFF	TIME OF DAY
1 -		34.759	2:13.004	72.86	8.203	13:41:08.733
2 -	1:30.187	34.809	2:04.996 **(3)**	77.53	0.195	13:43:13.729
3 -	1:31.164	34.675	2:05.839	77.01	1.038	13:45:19.568
4 -	1:31.600	34.625	2:06.225	76.77	1.424	13:47:25.793
5 -	1:30.408	***34.422***	2:04.830 **(2)**	77.63	0.029	13:49:30.623
6 -	1:30.707	34.945	2:05.652	77.12	0.851	13:51:36.275
7 -	***1:30.098***	34.703	***2:04.801*** **(1)**	***77.65***		***13:53:41.076***
8 -	1:33.173	35.869	2:09.042	75.10	4.241	13:55:50.118

Weather / Track : Sunny / Dry

Oulton Park International: 2.6920 miles
Date: 04/04/2025 Start: 13:38 Finish: 13:54

BMCRC-MRO Championships 2025 - Rnd 2 @ Oulton Park Int

ACU Team Green Junior Cup & Senior Ninjas & 250MZ

RACE 2 - SECTOR ANALYSIS

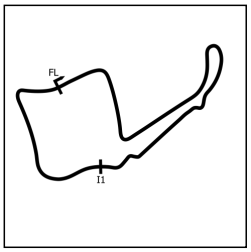

SECTOR 1 = FL to I1, SECTOR 2 = I1 to FL, DIFF = Difference To Personal Best Lap, P = Crossed Finish Line in Pit Lane, D = Time Disallowed

P11 25 J Chloe GLEESON Kawasaki NINJA - Sussex Independent Financial Advisers Ltd

IDEAL LAP TIME : 2:04.814 BEST LAP TIME : 2:05.085 DIFFERENCE : 0.271

LAP	SECTOR 1	SECTOR 2	LAP TIME	MPH	DIFF	TIME OF DAY
1 -		34.709	2:11.367	73.77	6.282	13:41:07.096
2 -	1:30.854	34.990	2:05.844	77.01	0.759	13:43:12.940
3 -	1:30.965	34.713	2:05.678 **(3)**	77.11	0.593	13:45:18.618
4 -	1:31.286	34.505	2:05.791	77.04	0.706	13:47:24.409
5 -	1:30.844	***34.421***	2:05.265 **(2)**	77.36	0.180	13:49:29.674
6 -	1:31.198	34.993	2:06.191	76.79	1.106	13:51:35.865
7 -	***1:30.393***	34.692	***2:05.085*** **(1)**	***77.47***		***13:53:40.950***
8 -	1:33.839	36.238	2:10.077	74.50	4.992	13:55:51.027

P12 19 S Daniel FISHER Kawasaki NINJA -

IDEAL LAP TIME : 2:05.659 BEST LAP TIME : 2:05.659 DIFFERENCE : 0.000

LAP	SECTOR 1	SECTOR 2	LAP TIME	MPH	DIFF	TIME OF DAY
1 -		35.804	2:15.948	71.28	10.289	13:41:11.677
2 -	1:32.876	35.634	2:08.510	75.41	2.851	13:43:20.187
3 -	1:32.115	35.531	2:07.646 **(2)**	75.92	1.987	13:45:27.833
4 -	1:32.416	35.343	2:07.759 **(3)**	75.85	2.100	13:47:35.592
5 -	1:32.029	35.973	2:08.002	75.71	2.343	13:49:43.594
6 -	1:32.989	35.804	2:08.793	75.24	3.134	13:51:52.387
7 -	1:33.337	35.965	2:09.302	74.95	3.643	13:54:01.689
8 -	***1:30.809***	***34.850***	***2:05.659*** **(1)**	***77.12***		***13:56:07.348***

P13 79 J Sean CRONE Kawasaki - BD Racing

IDEAL LAP TIME : 2:06.727 BEST LAP TIME : 2:07.110 DIFFERENCE : 0.383

LAP	SECTOR 1	SECTOR 2	LAP TIME	MPH	DIFF	TIME OF DAY
1 -		36.230	2:16.654	70.91	9.544	13:41:12.383
2 -	1:32.405	35.757	2:08.162	75.61	1.052	13:43:20.545
3 -	1:32.454	35.544	2:07.998	75.71	0.888	13:45:28.543
4 -	1:32.761	***35.260***	2:08.021	75.70	0.911	13:47:36.564
5 -	***1:31.467***	35.688	2:07.155 **(2)**	76.21	0.045	13:49:43.719
6 -	1:33.427	35.680	2:09.107	75.06	1.997	13:51:52.826
7 -	1:32.086	35.539	2:07.625 **(3)**	75.93	0.515	13:54:00.451
8 -	1:31.508	35.602	***2:07.110*** **(1)**	***76.24***		***13:56:07.561***

P14 43 S Mark SWARBRICK Kawasaki NINJA 400 -

IDEAL LAP TIME : 2:06.608 BEST LAP TIME : 2:06.987 DIFFERENCE : 0.379

LAP	SECTOR 1	SECTOR 2	LAP TIME	MPH	DIFF	TIME OF DAY
1 -		***35.220***	2:13.954	72.34	6.967	13:41:09.683
2 -	***1:31.388***	35.701	2:07.089 **(2)**	76.25	0.102	13:43:16.772
3 -	1:32.644	35.993	2:08.637 **(3)**	75.33	1.650	13:45:25.409
4 -	1:33.138	36.095	2:09.233	74.99	2.246	13:47:34.642
5 -	1:32.566	36.139	2:08.705	75.29	1.718	13:49:43.347
6 -	1:33.488	35.700	2:09.188	75.01	2.201	13:51:52.535
7 -	1:33.082	35.931	2:09.013	75.11	2.026	13:54:01.548
8 -	1:31.603	35.384	***2:06.987*** **(1)**	***76.31***		***13:56:08.535***

P15 33 S Patrick KLINGE Kawasaki NINJA 400 - Klingklong Racing

IDEAL LAP TIME : 2:07.328 BEST LAP TIME : 2:07.328 DIFFERENCE : 0.000

LAP	SECTOR 1	SECTOR 2	LAP TIME	MPH	DIFF	TIME OF DAY
1 -		35.494	2:15.346	71.60	8.018	13:41:11.075
2 -	1:32.527	35.975	2:08.502 **(3)**	75.41	1.174	13:43:19.577
3 -	1:33.120	35.459	2:08.579	75.37	1.251	13:45:28.156
4 -	1:33.367	35.337	2:08.704	75.29	1.376	13:47:36.860
5 -	***1:32.269***	***35.059***	***2:07.328*** **(1)**	***76.11***		***13:49:44.188***
6 -	1:33.869	35.237	2:09.106	75.06	1.778	13:51:53.294
7 -	1:34.209	35.069	2:09.278	74.96	1.950	13:54:02.572
8 -	1:32.454	35.360	2:07.814 **(2)**	75.82	0.486	13:56:10.386

Weather / Track : Sunny / Dry

Oulton Park International: 2.6920 miles
Date: 04/04/2025 Start: 13:38 Finish: 13:54

BMCRC-MRO Championships 2025 - Rnd 2 @ Oulton Park Int

ACU Team Green Junior Cup & Senior Ninjas & 250MZ

RACE 2 - SECTOR ANALYSIS

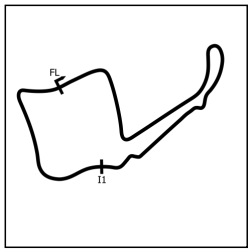

SECTOR 1 = FL to I1, SECTOR 2 = I1 to FL, DIFF = Difference To Personal Best Lap, P = Crossed Finish Line in Pit Lane, D = Time Disallowed

P16 0 S Peter HASLER Kawasaki NINJA 400 - Art of racing

IDEAL LAP TIME : 2:07.696 BEST LAP TIME : 2:07.982 DIFFERENCE : 0.286

LAP	SECTOR 1	SECTOR 2	LAP TIME	MPH	DIFF	TIME OF DAY
1 -		35.698	2:16.049	71.23	8.067	13:41:11.778
2 -	1:32.390	35.865	2:08.255 (2)	75.56	0.273	13:43:20.033
3 -	1:33.249	35.654	2:08.903	75.18	0.921	13:45:28.936
4 -	1:32.933	35.606	2:08.539	75.39	0.557	13:47:37.475
5 -	***1:32.155***	35.827	***2:07.982 (1)***	***75.72***		***13:49:45.457***
6 -	1:32.897	35.594	2:08.491	75.42	0.509	13:51:53.948
7 -	1:33.702	***35.541***	2:09.243	74.98	1.261	13:54:03.191
8 -	1:32.290	36.080	2:08.370 (3)	75.49	0.388	13:56:11.561

P17 69 MZ Alexander MANN Mz TS 250 - HS RACING

IDEAL LAP TIME : 2:05.023 BEST LAP TIME : 2:05.023 DIFFERENCE : 0.000

LAP	SECTOR 1	SECTOR 2	LAP TIME	MPH	DIFF	TIME OF DAY
1 -		35.257	2:37.902	61.37	32.879	13:41:33.631
2 -	1:31.715	34.830	2:06.545	76.58	1.522	13:43:40.176
3 -	1:30.850	35.244	2:06.094	76.85	1.071	13:45:46.270
4 -	1:30.670	34.628	2:05.298 (2)	77.34	0.275	13:47:51.568
5 -	1:31.377	35.340	2:06.717	76.47	1.694	13:49:58.285
6 -	1:30.745	34.667	2:05.412 (3)	77.27	0.389	13:52:03.697
7 -	1:30.807	34.953	2:05.760	77.06	0.737	13:54:09.457
8 -	***1:30.451***	***34.572***	***2:05.023 (1)***	***77.51***		***13:56:14.480***

P18 164 J George COWIE Kawasaki NINJA 300 - Faraldo racing

IDEAL LAP TIME : 2:07.303 BEST LAP TIME : 2:07.528 DIFFERENCE : 0.225

LAP	SECTOR 1	SECTOR 2	LAP TIME	MPH	DIFF	TIME OF DAY
1 -		36.580	2:20.762	68.84	13.234	13:41:16.491
2 -	1:34.589	36.391	2:10.980	73.99	3.452	13:43:27.471
3 -	1:33.264	35.806	2:09.070	75.08	1.542	13:45:36.541
4 -	1:33.167	***35.582***	2:08.749	75.27	1.221	13:47:45.290
5 -	1:32.783	35.719	2:08.502 (3)	75.41	0.974	13:49:53.792
6 -	1:32.896	35.715	2:08.611	75.35	1.083	13:52:02.403
7 -	***1:31.721***	35.807	***2:07.528 (1)***	***75.99***		***13:54:09.931***
8 -	1:32.277	35.655	2:07.932 (2)	75.75	0.404	13:56:17.863

P19 165 J Lilly RHODES Kawasaki NINJA - Olivers mount Mototec

IDEAL LAP TIME : 2:09.051 BEST LAP TIME : 2:09.051 DIFFERENCE : 0.000

LAP	SECTOR 1	SECTOR 2	LAP TIME	MPH	DIFF	TIME OF DAY
1 -		35.975	2:18.809	69.81	9.758	13:41:14.538
2 -	1:35.667	36.605	2:12.272	73.26	3.221	13:43:26.810
3 -	1:34.688	35.471	2:10.159 (3)	74.45	1.108	13:45:36.969
4 -	1:34.859	35.829	2:10.688	74.15	1.637	13:47:47.657
5 -	1:33.974	35.906	2:09.880 (2)	74.61	0.829	13:49:57.537
6 -	***1:33.771***	***35.280***	***2:09.051 (1)***	***75.09***		***13:52:06.588***
7 -	1:34.579	35.664	2:10.243	74.40	1.192	13:54:16.831
8 -	1:35.316	36.093	2:11.409	73.74	2.358	13:56:28.240

P20 75 MZ Peter WOODALL MZ ETZ 250 - RevdCoin

IDEAL LAP TIME : 2:06.832 BEST LAP TIME : 2:07.440 DIFFERENCE : 0.608

LAP	SECTOR 1	SECTOR 2	LAP TIME	MPH	DIFF	TIME OF DAY
1 -		35.600	2:40.092	60.53	32.652	13:41:35.821
2 -	1:33.064	35.704	2:08.768	75.26	1.328	13:43:44.589
3 -	1:32.383	36.599	2:08.982	75.13	1.542	13:45:53.571
4 -	1:32.902	36.640	2:09.542	74.81	2.102	13:48:03.113
5 -	1:33.272	***35.553***	2:08.825	75.22	1.385	13:50:11.938
6 -	1:31.981	35.802	2:07.783 (3)	75.84	0.343	13:52:19.721
7 -	1:31.842	35.598	***2:07.440 (1)***	***76.04***		***13:54:27.161***
8 -	***1:31.279***	36.256	2:07.535 (2)	75.98	0.095	13:56:34.696

Weather / Track : Sunny / Dry

Oulton Park International: 2.6920 miles
Date: 04/04/2025 Start: 13:38 Finish: 13:54

BMCRC-MRO Championships 2025 - Rnd 2 @ Oulton Park Int

ACU Team Green Junior Cup & Senior Ninjas & 250MZ

RACE 2 - SECTOR ANALYSIS

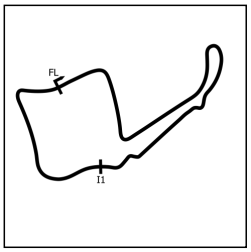

SECTOR 1 = FL to I1, SECTOR 2 = I1 to FL, DIFF = Difference To Personal Best Lap, P = Crossed Finish Line in Pit Lane, D = Time Disallowed

P21 96 MZ Chris KENT — MZ TS 250 -

IDEAL LAP TIME : 2:05.896 BEST LAP TIME : 2:06.998 DIFFERENCE : 1.102

LAP	SECTOR 1	SECTOR 2	LAP TIME	MPH	DIFF	TIME OF DAY
1 -		***34.935***	2:40.307	60.45	33.309	13:41:36.036
2 -	1:33.485	35.592	2:09.077	75.08	2.079	13:43:45.113
3 -	1:32.320	36.162	2:08.482 **(3)**	75.42	1.484	13:45:53.595
4 -	1:33.036	36.519	2:09.555	74.80	2.557	13:48:03.150
5 -	1:32.876	35.642	2:08.518	75.40	1.520	13:50:11.668
6 -	1:33.135	35.849	2:08.984	75.13	1.986	13:52:20.652
7 -	1:31.348	35.650	***2:06.998*** **(1)**	***76.31***		***13:54:27.650***
8 -	***1:30.961***	36.138	2:07.099 **(2)**	76.25	0.101	13:56:34.749

P22 37 MZ Harry LAMACRAFT — MZ ETZ 250 - All Flower No Power

IDEAL LAP TIME : 2:06.824 BEST LAP TIME : 2:06.824 DIFFERENCE : 0.000

LAP	SECTOR 1	SECTOR 2	LAP TIME	MPH	DIFF	TIME OF DAY
1 -		36.232	2:40.776	60.27	33.952	13:41:36.505
2 -	1:32.561	36.508	2:09.069	75.08	2.245	13:43:45.574
3 -	1:32.075	36.442	2:08.517 **(3)**	75.40	1.693	13:45:54.091
4 -	1:33.308	36.158	2:09.466	74.85	2.642	13:48:03.557
5 -	1:32.364	36.228	2:08.592	75.36	1.768	13:50:12.149
6 -	1:32.679	35.991	2:08.670	75.31	1.846	13:52:20.819
7 -	1:31.552	35.610	2:07.162 **(2)**	76.21	0.338	13:54:27.981
8 -	***1:31.314***	***35.510***	***2:06.824*** **(1)**	***76.41***		***13:56:34.805***

P23 85 MZ Andrew WALES — MZ ETZ 250 - Show Control International

IDEAL LAP TIME : 2:05.245 BEST LAP TIME : 2:05.736 DIFFERENCE : 0.491

LAP	SECTOR 1	SECTOR 2	LAP TIME	MPH	DIFF	TIME OF DAY
1 -		35.333	2:38.639	61.09	32.903	13:41:34.368
2 -	1:31.128	35.018	2:06.146	76.82	0.410	13:43:40.514
3 -	1:30.837	35.089	2:05.926 **(3)**	76.96	0.190	13:45:46.440
4 -	1:31.027	***34.885***	2:05.912 **(2)**	76.96	0.176	13:47:52.352
5 -	***1:30.360***	35.376	***2:05.736*** **(1)**	***77.07***		***13:49:58.088***
6 -	1:34.524	37.767	2:12.291	73.25	6.555	13:52:10.379
7 -	1:37.779	36.750	2:14.529	72.03	8.793	13:54:24.908
8 -	1:33.395	37.073	2:10.468	74.28	4.732	13:56:35.376

P24 66 S Mark SMITH — Kawasaki EX300 - IMP RACING

IDEAL LAP TIME : 2:10.205 BEST LAP TIME : 2:10.288 DIFFERENCE : 0.083

LAP	SECTOR 1	SECTOR 2	LAP TIME	MPH	DIFF	TIME OF DAY
1 -		***35.972***	2:19.864	69.29	9.576	13:41:15.593
2 -	1:35.025	37.279	2:12.304	73.25	2.016	13:43:27.897
3 -	1:34.761	36.214	2:10.975 **(2)**	73.99	0.687	13:45:38.872
4 -	***1:34.233***	36.055	***2:10.288*** **(1)**	***74.38***		***13:47:49.160***
5 -	1:35.347	36.410	2:11.757	73.55	1.469	13:50:00.917
6 -	1:35.351	37.355	2:12.706	73.02	2.418	13:52:13.623
7 -	1:35.720	36.193	2:11.913	73.46	1.625	13:54:25.536
8 -	1:35.085	36.507	2:11.592 **(3)**	73.64	1.304	13:56:37.128

P25 13 MZ Gordon RYAN — MZ 250 - Prism Work Psychology

IDEAL LAP TIME : 2:10.123 BEST LAP TIME : 2:10.123 DIFFERENCE : 0.000

LAP	SECTOR 1	SECTOR 2	LAP TIME	MPH	DIFF	TIME OF DAY
1 -		36.312	2:42.651	59.58	32.528	13:41:38.380
2 -	1:35.331	36.115	2:11.446	73.72	1.323	13:43:49.826
3 -	***1:34.120***	***36.003***	***2:10.123*** **(1)**	***74.47***		***13:45:59.949***
4 -	1:34.547	36.608	2:11.155	73.89	1.032	13:48:11.104
5 -	1:34.132	36.198	2:10.330 **(3)**	74.35	0.207	13:50:21.434
6 -	1:34.598	36.420	2:11.018	73.96	0.895	13:52:32.452
7 -	1:35.703	36.204	2:11.907	73.47	1.784	13:54:44.359
8 -	1:34.164	36.006	2:10.170 **(2)**	74.45	0.047	13:56:54.529

Weather / Track : Sunny / Dry

Oulton Park International: 2.6920 miles
Date: 04/04/2025 Start: 13:38 Finish: 13:54

BMCRC-MRO Championships 2025 - Rnd 2 @ Oulton Park Int

ACU Team Green Junior Cup & Senior Ninjas & 250MZ

RACE 2 - SECTOR ANALYSIS

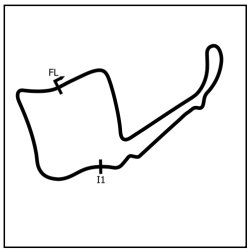

SECTOR 1 = FL to I1, SECTOR 2 = I1 to FL, DIFF = Difference To Personal Best Lap, P = Crossed Finish Line in Pit Lane, D = Time Disallowed

P26 181 MZ Declan RYAN MZ 250 - N/A

IDEAL LAP TIME : 2:09.651 BEST LAP TIME : 2:09.651 DIFFERENCE : 0.000

LAP	SECTOR 1	SECTOR 2	LAP TIME	MPH	DIFF	TIME OF DAY
1 -		36.070	2:41.776	59.90	32.125	13:41:37.505
2 -	1:34.315	36.685	2:11.000	73.97	1.349	13:43:48.505
3 -	1:34.606	36.282	2:10.888 (3)	74.04	1.237	13:45:59.393
4 -	1:35.268	37.232	2:12.500	73.14	2.849	13:48:11.893
5 -	***1:33.607***	***36.044***	***2:09.651 (1)***	***74.74***		***13:50:21.544***
6 -	1:34.315	36.705	2:11.020	73.96	1.369	13:52:32.564
7 -	1:34.656	36.539	2:11.195	73.86	1.544	13:54:43.759
8 -	1:34.248	36.634	2:10.882 (2)	74.04	1.231	13:56:54.641

P27 32 MZ John ASHMEAD MZ 250 -

IDEAL LAP TIME : 2:09.583 BEST LAP TIME : 2:09.668 DIFFERENCE : 0.085

LAP	SECTOR 1	SECTOR 2	LAP TIME	MPH	DIFF	TIME OF DAY
1 -		36.322	2:43.520	59.26	33.852	13:41:39.249
2 -	1:33.705	36.231	2:09.936 (2)	74.58	0.268	13:43:49.185
3 -	***1:33.642***	36.490	2:10.132 (3)	74.47	0.464	13:45:59.317
4 -	1:35.433	37.548	2:12.981	72.87	3.313	13:48:12.298
5 -	1:33.727	***35.941***	***2:09.668 (1)***	***74.73***		***13:50:21.966***
6 -	1:34.176	37.190	2:11.366	73.77	1.698	13:52:33.332
7 -	1:34.158	36.890	2:11.048	73.95	1.380	13:54:44.380
8 -	1:34.851	36.410	2:11.261	73.83	1.593	13:56:55.641

P28 82 S Joe DENNEY Kawasaki NINJA 300 - SWC TRADE FRAMES LTD

IDEAL LAP TIME : 2:12.858 BEST LAP TIME : 2:13.033 DIFFERENCE : 0.175

LAP	SECTOR 1	SECTOR 2	LAP TIME	MPH	DIFF	TIME OF DAY
1 -		***36.683***	2:21.670	68.40	8.637	13:41:17.399
2 -	***1:36.175***	37.351	2:13.526 (3)	72.57	0.493	13:43:30.925
3 -	1:37.522	37.718	2:15.240	71.66	2.207	13:45:46.165
4 -	1:36.796	37.259	2:14.055	72.29	1.022	13:48:00.220
5 -	1:39.734	36.983	2:16.717	70.88	3.684	13:50:16.937
6 -	1:36.383	36.822	2:13.205 (2)	72.75	0.172	13:52:30.142
7 -	1:36.216	36.817	***2:13.033 (1)***	***72.84***		***13:54:43.175***
8 -	1:41.409	37.656	2:19.065	69.68	6.032	13:57:02.240

P29 95 MZ Christopher ROGERS MZ ETZ 250 - CB Racing

IDEAL LAP TIME : 2:11.404 BEST LAP TIME : 2:11.404 DIFFERENCE : 0.000

LAP	SECTOR 1	SECTOR 2	LAP TIME	MPH	DIFF	TIME OF DAY
1 -		36.689	2:43.814	59.16	32.410	13:41:39.543
2 -	***1:35.069***	***36.335***	***2:11.404 (1)***	***73.75***		***13:43:50.947***
3 -	1:35.206	36.916	2:12.122 (2)	73.35	0.718	13:46:03.069
4 -	1:35.827	36.796	2:12.623 (3)	73.07	1.219	13:48:15.692
5 -	1:36.272	36.986	2:13.258	72.72	1.854	13:50:28.950
6 -	1:36.040	37.230	2:13.270	72.71	1.866	13:52:42.220
7 -	1:37.054	36.742	2:13.796	72.43	2.392	13:54:56.016

P30 102 MZ Caleb WRIGHT MZ 250 ETZ - Clover Investments

IDEAL LAP TIME : 2:11.678 BEST LAP TIME : 2:11.678 DIFFERENCE : 0.000

LAP	SECTOR 1	SECTOR 2	LAP TIME	MPH	DIFF	TIME OF DAY
1 -		36.475	2:45.772	58.46	34.094	13:41:41.501
2 -	1:36.936	36.252	2:13.188	72.76	1.510	13:43:54.689
3 -	1:35.897	36.497	2:12.394	73.20	0.716	13:46:07.083
4 -	1:35.773	36.288	2:12.061 (2)	73.38	0.383	13:48:19.144
5 -	1:35.639	36.559	2:12.198 (3)	73.30	0.520	13:50:31.342
6 -	1:37.173	37.064	2:14.237	72.19	2.559	13:52:45.579
7 -	***1:35.484***	***36.194***	***2:11.678 (1)***	***73.59***		***13:54:57.257***

BMCRC-MRO Championships 2025 - Rnd 2 @ Oulton Park Int

ACU Team Green Junior Cup & Senior Ninjas & 250MZ

RACE 2 - SECTOR ANALYSIS

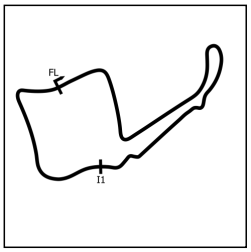

SECTOR 1 = FL to I1, SECTOR 2 = I1 to FL, DIFF = Difference To Personal Best Lap, P = Crossed Finish Line in Pit Lane, D = Time Disallowed

P31 9 MZ Gary HOWLETT MZ TS250 - HS Racing

IDEAL LAP TIME : 2:11.777 BEST LAP TIME : 2:12.040 DIFFERENCE : 0.263

LAP	SECTOR 1	SECTOR 2	LAP TIME	MPH	DIFF	TIME OF DAY
1 -		***36.342***	2:46.068	58.35	34.028	13:41:41.797
2 -	1:36.828	37.136	2:13.964	72.34	1.924	13:43:55.761
3 -	1:36.038	37.011	2:13.049 **(3)**	72.84	1.009	13:46:08.810
4 -	1:36.442	37.109	2:13.551	72.56	1.511	13:48:22.361
5 -	1:35.671	37.268	2:12.939 **(2)**	72.90	0.899	13:50:35.300
6 -	1:36.613	36.792	2:13.405	72.64	1.365	13:52:48.705
7 -	***1:35.435***	36.605	***2:12.040*** **(1)**	***73.39***		***13:55:00.745***

P32 57 S Richard BUCKHAM Kawasaki NINJA 400 -

IDEAL LAP TIME : 2:15.443 BEST LAP TIME : 2:16.392 DIFFERENCE : 0.949

LAP	SECTOR 1	SECTOR 2	LAP TIME	MPH	DIFF	TIME OF DAY
1 -		***37.384***	2:23.981	67.30	7.589	13:41:19.710
2 -	1:39.344	38.303	2:17.647	70.40	1.255	13:43:37.357
3 -	1:40.480	38.385	2:18.865	69.78	2.473	13:45:56.222
4 -	***1:38.059***	38.333	***2:16.392*** **(1)**	***71.05***		***13:48:12.614***
5 -	1:38.710	38.253	2:16.963	70.75	0.571	13:50:29.577
6 -	1:38.179	38.303	2:16.482 **(2)**	71.00	0.090	13:52:46.059
7 -	1:39.113	37.831	2:16.944 **(3)**	70.76	0.552	13:55:03.003

P33 94 MZ Zac LEIGH MZ 250 - Illuminate Design

IDEAL LAP TIME : 2:13.768 BEST LAP TIME : 2:14.665 DIFFERENCE : 0.897

LAP	SECTOR 1	SECTOR 2	LAP TIME	MPH	DIFF	TIME OF DAY
1 -		***36.887***	2:46.961	58.04	32.296	13:41:42.690
2 -	1:38.162	38.426	2:16.588 **(3)**	70.95	1.923	13:43:59.278
3 -	1:38.272	38.474	2:16.746	70.87	2.081	13:46:16.024
4 -	1:38.805	38.069	2:16.874	70.80	2.209	13:48:32.898
5 -	1:38.100	37.744	2:15.844 **(2)**	71.34	1.179	13:50:48.742
6 -	1:38.808	38.356	2:17.164	70.65	2.499	13:53:05.906
7 -	***1:36.881***	37.784	***2:14.665*** **(1)**	***71.96***		***13:55:20.571***

P34 166 MZ Graeme LEWIS MZ 250 - Morris Racing Lubricants #MRL

IDEAL LAP TIME : 2:14.548 BEST LAP TIME : 2:15.210 DIFFERENCE : 0.662

LAP	SECTOR 1	SECTOR 2	LAP TIME	MPH	DIFF	TIME OF DAY
1 -		37.879	2:49.229	57.26	34.019	13:41:44.958
2 -	1:38.202	***37.473***	2:15.675 **(2)**	71.43	0.465	13:44:00.633
3 -	***1:37.075***	38.135	***2:15.210*** **(1)**	***71.67***		***13:46:15.843***
4 -	1:38.081	38.524	2:16.605	70.94	1.395	13:48:32.448
5 -	1:38.177	37.908	2:16.085 **(3)**	71.21	0.875	13:50:48.533
6 -	1:38.660	38.567	2:17.227	70.62	2.017	13:53:05.760
7 -	1:38.182	38.025	2:16.207	71.15	0.997	13:55:21.967

P35 65 S Konrad BREESE Kawasaki NINJA 400 - STIHL Racing

IDEAL LAP TIME : 2:04.867 BEST LAP TIME : 2:04.867 DIFFERENCE : 0.000

LAP	SECTOR 1	SECTOR 2	LAP TIME	MPH	DIFF	TIME OF DAY
1 -		35.272	2:13.152	72.78	8.285	13:41:08.881
2 -	1:30.819	34.685	2:05.504 **(3)**	77.21	0.637	13:43:14.385
3 -	1:30.717	34.806	2:05.523	77.20	0.656	13:45:19.908
4 -	1:30.916	34.547	2:05.463 **(2)**	77.24	0.596	13:47:25.371
5 -	***1:30.376***	***34.491***	***2:04.867*** **(1)**	***77.61***		***13:49:30.238***
6 -	1:30.828	35.389	2:06.217	76.78	1.350	13:51:36.455
7 -	1:30.589	35.022	2:05.611	77.15	0.744	13:53:42.066

BMCRC-MRO Championships 2025 - Rnd 2 @ Oulton Park Int

ACU Team Green Junior Cup & Senior Ninjas & 250MZ

RACE 2 - SECTOR ANALYSIS

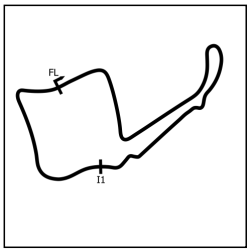

SECTOR 1 = FL to I1, SECTOR 2 = I1 to FL, DIFF = Difference To Personal Best Lap, P = Crossed Finish Line in Pit Lane, D = Time Disallowed

P36 40 J Archie ORMROD Kawasaki NINJA 400 - Prestige Flooring

IDEAL LAP TIME : 2:06.783 BEST LAP TIME : 2:07.200 DIFFERENCE : 0.417

LAP	SECTOR 1	SECTOR 2	LAP TIME	MPH	DIFF	TIME OF DAY
1 -		35.340	2:16.176	71.16	8.976	13:41:11.905
2 -	***1:31.734***	35.466	***2:07.200*** **(1)**	***76.18***		***13:43:19.105***
3 -	1:32.899	35.309	2:08.208	75.59	1.008	13:45:27.313
4 -	1:32.707	***35.049***	2:07.756 **(2)**	75.85	0.556	13:47:35.069
5 -	1:32.210	35.633	2:07.843 **(3)**	75.80	0.643	13:49:42.912
6 -	1:33.425	35.792	2:09.217	75.00	2.017	13:51:52.129

P37 22 MZ Simon FINCH MZ ETZ250 -

IDEAL LAP TIME : 2:14.838 BEST LAP TIME : 2:15.344 DIFFERENCE : 0.506

LAP	SECTOR 1	SECTOR 2	LAP TIME	MPH	DIFF	TIME OF DAY
1 -		37.575	2:48.579	57.48	33.235	13:41:44.308
2 -	1:37.895	***37.449***	***2:15.344*** **(1)**	***71.60***		***13:43:59.652***
3 -	***1:37.389***	38.836	2:16.225 **(3)**	71.14	0.881	13:46:15.877
4 -	1:38.599	38.239	2:16.838	70.82	1.494	13:48:32.715
5 -	1:37.489	38.428	2:15.917 **(2)**	71.30	0.573	13:50:48.632
6 -	1:52.889	IN PIT	2:41.874 **P**	59.86	26.530	13:53:30.506

BMCRC-MRO Championships 2025 - Rnd 2 @ Oulton Park Int

ACU Team Green Junior Cup & Senior Ninjas & 250MZ

RACE 2 - BEST SECTORS

	SECTOR 1		SECTOR 2	
POS	NO	TIME	NO	TIME
1	257	1:25.225	257	32.937
2	217	1:25.407	217	32.950
3	7	1:27.391	27	33.715
4	27	1:27.597	125	33.846
5	6	1:28.604	17	33.938
6	125	1:28.703	7	34.110
7	17	1:28.755	6	34.254
8	112	1:29.400	25	34.421
9	1	1:29.727	58	34.422
10	58	1:30.098	112	34.449
11	85	1:30.360	65	34.491
12	65	1:30.376	69	34.572
13	25	1:30.393	1	34.686
14	69	1:30.451	19	34.850
15	19	1:30.809	85	34.885
16	96	1:30.961	96	34.935
17	75	1:31.279	40	35.049
18	37	1:31.314	33	35.059
19	43	1:31.388	43	35.220
20	79	1:31.467	79	35.260
21	164	1:31.721	165	35.280
22	40	1:31.734	37	35.510
23	0	1:32.155	0	35.541
24	33	1:32.269	75	35.553
25	181	1:33.607	164	35.582
26	32	1:33.642	32	35.941
27	165	1:33.771	66	35.972
28	13	1:34.120	13	36.003
29	66	1:34.233	181	36.044
30	95	1:35.069	102	36.194
31	9	1:35.435	95	36.335
32	102	1:35.484	9	36.342
33	82	1:36.175	82	36.683
34	94	1:36.881	94	36.887
35	166	1:37.075	57	37.384
36	22	1:37.389	22	37.449
37	57	1:38.059	166	37.473
38				
39				
40				

IDEAL / BEST COMPARISON

POS	NO	NAME	IDEAL	BEST	DIFF
		PERFECT LAP	1:58.162		
1	257	McCARTNEY	1:58.162	1:58.655	0.493
2	217	COOPER	1:58.357	1:58.729	0.372
3	27	GARROD	2:01.312	2:01.544	0.232
4	7	ROOKER	2:01.501	2:01.693	0.192
5	125	WINGATE	2:02.549	2:02.620	0.071
6	17	BUSA	2:02.693	2:02.847	0.154
7	6	BUSA	2:02.858	2:02.951	0.093
8	112	BRAY	2:03.849	2:03.849	0.000
9	1	HUSKINSON	2:04.413	2:04.570	0.157
10	58	RHODES	2:04.520	2:04.801	0.281
11	25	GLEESON	2:04.814	2:05.085	0.271
12	65	BREESE	2:04.867	2:04.867	0.000
13	69	MANN	2:05.023	2:05.023	0.000
14	85	WALES	2:05.245	2:05.736	0.491
15	19	FISHER	2:05.659	2:05.659	0.000
16	96	KENT	2:05.896	2:06.998	1.102
17	43	SWARBRICK	2:06.608	2:06.987	0.379
18	79	CRONE	2:06.727	2:07.110	0.383
19	40	ORMROD	2:06.783	2:07.200	0.417
20	37	LAMACRAFT	2:06.824	2:06.824	0.000
21	75	WOODALL	2:06.832	2:07.440	0.608
22	164	COWIE	2:07.303	2:07.528	0.225
23	33	KLINGE	2:07.328	2:07.328	0.000
24	0	HASLER	2:07.696	2:07.982	0.286
25	165	RHODES	2:09.051	2:09.051	0.000
26	32	ASHMEAD	2:09.583	2:09.668	0.085
27	181	RYAN	2:09.651	2:09.651	0.000
28	13	RYAN	2:10.123	2:10.123	0.000
29	66	SMITH	2:10.205	2:10.288	0.083
30	95	ROGERS	2:11.404	2:11.404	0.000
31	102	WRIGHT	2:11.678	2:11.678	0.000
32	9	HOWLETT	2:11.777	2:12.040	0.263
33	82	DENNEY	2:12.858	2:13.033	0.175
34	94	LEIGH	2:13.768	2:14.665	0.897
35	166	LEWIS	2:14.548	2:15.210	0.662
36	22	FINCH	2:14.838	2:15.344	0.506
37	57	BUCKHAM	2:15.443	2:16.392	0.949

Weather / Track : Sunny / Dry

Oulton Park International: 2.6920 miles
Date: 04/04/2025 Start: 13:38 Finish: 13:54

Results can be found at www.tsl-timing.com

Printed - 14:00 Friday, 04 April 2025

BMCRC-MRO Championships 2025 - Rnd 2 @ Oulton Park Int

ACU Team Green Junior Cup & Senior Ninjas & 250MZ

RACE 2 - STATISTICS

Competitors Started	37
Planned Start	2025-04-04 @ 14:00:00.000
Actual Start	2025-04-04 @ 13:38:55.728
Finish Time	2025-04-04 @ 13:54:52.833
Track Length	2.6920mi.
Total Laps	285
Total Distance Covered	767.2281mi.

Session Fastest Lap History

NO	CL	NAME	LAP TIME	TIME OF DAY	LAP	VEHICLE
217	J	**Hudson COOPER**	**1:58.871**	13:42:58.281	2	Kawasaki NINJA
257	J	**Henry McCARTNEY**	**1:58.655**	13:42:58.472	2	Kawasaki NINJA

Session Leader History

NO	CL	NAME	FROM LAP	LAPS LED	DISTANCE	VEHICLE
217	J	**Hudson COOPER**	1	3	8.07 miles	Kawasaki NINJA
257	J	**Henry McCARTNEY**	4	1	2.69 miles	Kawasaki NINJA
217	J	**Hudson COOPER**	5	4	10.76 miles	Kawasaki NINJA

Flag History

TYPE	TIME OF DAY
GREEN	13:38:55.728
FINISH	13:54:52.833

Flag Statistics

TYPE	COUNT	TOTAL LAPS	TOTAL TIME
Green	1	8	18:15.701
Red	0	0	0.000
Safety Car	0	0	0.000
FCY	0	0	0.000

Weather / Track : Sunny / Dry

Oulton Park International: 2.6920 miles
Date: 04/04/2025 Start: 13:38 Finish: 13:54

BMCRC-MRO Championships 2025 - Rnd 2 @ Oulton Park Int

ACU Team Green Junior Cup & Senior Ninjas & 250MZ

RACE 2 - STATISTICS

CLASS : J

13 Starters

Fastest Lap History

NO	NAME	LAP TIME	TIME OF DAY	LAP	VEHICLE
217	**Hudson COOPER**	**1:58.871**	13:42:58.281	2	Kawasaki NINJA
257	**Henry McCARTNEY**	**1:58.655**	13:42:58.472	2	Kawasaki NINJA

Leader History

NO	NAME	FROM LAP	LAPS LED	DISTANCE	VEHICLE
217	**Hudson COOPER**	1	3	8.07 miles	Kawasaki NINJA
257	**Henry McCARTNEY**	4	1	2.69 miles	Kawasaki NINJA
217	**Hudson COOPER**	5	4	10.76 miles	Kawasaki NINJA

Weather / Track : Sunny / Dry

Oulton Park International: 2.6920 miles
Date: 04/04/2025 Start: 13:38 Finish: 13:54

BMCRC-MRO Championships 2025 - Rnd 2 @ Oulton Park Int

ACU Team Green Junior Cup & Senior Ninjas & 250MZ

RACE 2 - STATISTICS

CLASS : S

10 Starters

Fastest Lap History

NO	NAME	LAP TIME	TIME OF DAY	LAP	VEHICLE
17	**Daryn BUSA**	**2:03.666**	13:43:08.099	2	Kawasaki NINJA 400
17	**Daryn BUSA**	**2:03.638**	13:45:11.737	3	Kawasaki NINJA 400
17	**Daryn BUSA**	**2:03.263**	13:47:15.001	4	Kawasaki NINJA 400
17	**Daryn BUSA**	**2:02.847**	13:49:17.846	5	Kawasaki NINJA 400

Leader History

NO	NAME	FROM LAP	LAPS LED	DISTANCE	VEHICLE
17	**Daryn BUSA**	1	8	21.53 miles	Kawasaki NINJA 400

BMCRC-MRO Championships 2025 - Rnd 2 @ Oulton Park Int

ACU Team Green Junior Cup & Senior Ninjas & 250MZ

RACE 2 - STATISTICS

CLASS : MZ

14 Starters

Fastest Lap History

NO	NAME	LAP TIME	TIME OF DAY	LAP	VEHICLE
69	**Alexander MANN**	**2:06.545**	13:43:40.188	2	Mz TS 250
85	**Andrew WALES**	**2:06.146**	13:43:40.524	2	MZ ETZ 250
69	**Alexander MANN**	**2:06.094**	13:45:46.282	3	Mz TS 250
85	**Andrew WALES**	**2:05.926**	13:45:46.450	3	MZ ETZ 250
69	**Alexander MANN**	**2:05.298**	13:47:51.581	4	Mz TS 250
69	**Alexander MANN**	**2:05.023**	13:56:14.492	8	Mz TS 250

Leader History

NO	NAME	FROM LAP	LAPS LED	DISTANCE	VEHICLE
69	**Alexander MANN**	1	4	10.76 miles	Mz TS 250
85	**Andrew WALES**	5	1	2.69 miles	MZ ETZ 250
69	**Alexander MANN**	6	3	8.07 miles	Mz TS 250

Weather / Track : Sunny / Dry

Oulton Park International: 2.6920 miles
Date: 04/04/2025 Start: 13:38 Finish: 13:54

TEAM GREEN JUNIOR CUP | Kawasaki SENIOR NINJA SERIES | BMZRC 250 MZS

BMCRC-MRO Championships 2025 - Rnd 2 @ Oulton Park Int

ACU Team Green Junior Cup & Senior Ninjas & 250MZ

RACE 2 - GRID (10 Laps)

ROW 16			46 **56** Russell TURNER
ROW 15	45 **21** Jack WOLFF	44 **22** 2:15.344 Simon FINCH	43 **166** 2:15.210 Graeme LEWIS
ROW 14	42 **94** 2:14.665 Zac LEIGH	41 **9** 2:12.040 Gary HOWLETT	40 **102** 2:11.678 Caleb WRIGHT
ROW 13	39 **95** 2:11.404 Christopher ROGERS	38 **13** 2:10.123 Gordon RYAN	37 **32** 2:09.668 John ASHMEAD
ROW 12	36 **181** 2:09.651 Declan RYAN	35 **75** 2:07.440 Peter WOODALL	34 **96** 2:06.998 Chris KENT
ROW 11	33 **37** 2:06.824 Harry LAMACRAFT	32 **85** 2:05.736 Andrew WALES	31 **69** 2:05.023 Alexander MANN
ROW 10	30	29	28
ROW 9	27	26	25 **30** Lewis JONES
ROW 8	24 **124** Harley BAKER	23 **57** 2:16.392 Richard BUCKHAM	22 **82** 2:13.033 Joe DENNEY
ROW 7	21 **66** 2:10.288 Mark SMITH	20 **165** 2:09.051 Lilly RHODES	19 **0** 2:07.982 Peter HASLER
ROW 6	18 **164** 2:07.528 George COWIE	17 **33** 2:07.328 Patrick KLINGE	16 **40** 2:07.200 Archie ORMROD
ROW 5	15 **79** 2:07.110 Sean CRONE	14 **43** 2:06.987 Mark SWARBRICK	13 **19** 2:05.659 Daniel FISHER
ROW 4	12 **25** 2:05.085 Chloe GLEESON	11 **65** 2:04.867 Konrad BREESE	10 **58** 2:04.801 Max RHODES
ROW 3	9 **1** 2:04.570 Danny HUSKINSON	8 **112** 2:03.849 Ruben BRAY	7 **6** 2:02.951 Kian BUSA
ROW 2	6 **17** 2:02.847 Daryn BUSA	5 **125** 2:02.620 Isabelle WINGATE	4 **7** 2:01.693 Travis ROOKER
ROW 1	3 **27** 2:01.544 Alfie GARROD	2 **217** 1:58.729 Hudson COOPER	1 **257** 1:58.655 Henry McCARTNEY **Pole**

These results are provisional until the conclusion of any judicial and technical matters.

Oulton Park International: 2.6920 miles

Clerk Of Course:	Timekeeper: *Craig Smith*	

Results can be found at www.tsl-timing.com

Printed - 14:05 Friday, 04 April 2025

TSL SPORTS TIMING TIMING SOLUTIONS LTD

MOTORCYCLE RACING ORGANISATION MRO

TEAM GREEN JUNIOR CUP | Kawasaki SENIOR NINJA SERIES | BMZRC 250 MZS

BMCRC-MRO Championships 2025 - Rnd 2 @ Oulton Park Int

ACU Team Green Junior Cup & Senior Ninjas & 250MZ

RACE 2 - CLASSIFICATION

Race Distance: 5 Laps / 13.46 miles

POS	NO	CL	PIC	NAME	ENTRY	LAPS	TIME	GAP	DIFF	MPH	BEST	ON	GRD	↑↓
1	257	J	1	Henry McCARTNEY	Kawasaki NINJA - ERECT SCAFFOLDING/ Dannywebb gp	5	10:00.832			80.64	1:58.645	5	1	0
2	7	J	2	Travis ROOKER	Kawasaki NINJA 400 - Swedish car connection	5	10:07.081	6.249	6.249	79.81	1:59.480	2	4	2
3	30	S	1	Lewis JONES	Kawasaki NINJA 400 -	5	10:11.424	10.592	4.343	79.25	1:59.686	5	25	22
4	112	J	3	Ruben BRAY	Kawasaki 300/400 -	5	10:18.096	17.264	6.672	78.39	2:01.536	5	8	4
5	6	J	4	Kian BUSA	Kawasaki NINJA 400 - iActiveRC	5	10:18.186	17.354	0.090	78.38	2:01.862	4	7	2
6	1	S	2	Danny HUSKINSON	Kawasaki NINJA 400 - art of racing	5	10:18.446	17.614	0.260	78.35	2:00.958	5	9	3
7	17	S	3	Daryn BUSA	Kawasaki NINJA 400 - iActiveRC	5	10:18.547	17.715	0.101	78.33	2:01.898	3	6	-1
8	65	S	4	Konrad BREESE	Kawasaki NINJA 400 - STIHL Racing	5	10:25.360	24.528	6.813	77.48	2:02.848	3	11	3
9	58	J	5	Max RHODES	Kawasaki EX 400 - Oliver's mount Mototec	5	10:31.507	30.675	6.147	76.73	2:04.501	2	10	1
10	40	J	6	Archie ORMROD	Kawasaki NINJA 400 - Prestige Flooring	5	10:31.509	30.677	0.002	76.73	2:04.206	2	16	6
11	43	S	5	Mark SWARBRICK	Kawasaki NINJA 400 -	5	10:39.951	39.119	8.442	75.71	2:06.215	2	14	3
12	25	J	7	Chloe GLEESON	Kawasaki NINJA - Sussex Independent Financial Advisers L	5	10:42.848	42.016	2.897	75.37	2:06.735	5	12	0
13	19	S	6	Daniel FISHER	Kawasaki NINJA -	5	10:43.105	42.273	0.257	75.34	2:06.032	2	13	0
14	164	J	8	George COWIE	Kawasaki NINJA 300 - Faraldo racing	5	10:43.362	42.530	0.257	75.31	2:06.219	4	18	4
15	0	S	7	Peter HASLER	Kawasaki NINJA 400 - Art of racing	5	10:51.412	50.580	8.050	74.38	2:07.430	3	19	4
16	33	S	8	Patrick KLINGE	Kawasaki NINJA 400 - Klingklong Racing	5	10:51.454	50.622	0.042	74.38	2:07.980	5	17	1
17	69	MZ	1	Alexander MANN	Mz TS 250 - HS RACING	5	10:58.492	57.660	7.038	73.58	2:04.705	3	26	9
18	165	J	9	Lilly RHODES	Kawasaki NINJA - Olivers mount Mototec	5	11:00.444	59.612	1.952	73.36	2:10.033	5	20	2
19	66	S	9	Mark SMITH	Kawasaki EX300 - IMP RACING	5	11:01.072	1:00.240	0.628	73.29	2:09.014	3	21	2
20	85	MZ	2	Andrew WALES	MZ ETZ 250 - Show Control International	5	11:01.380	1:00.548	0.308	73.26	2:04.286	2	27	7
21	96	MZ	3	Chris KENT	MZ TS 250 -	5	11:04.147	1:03.315	2.767	72.96	2:06.101	5	29	8
22	75	MZ	4	Peter WOODALL	MZ ETZ 250 - RevdCoin	5	11:04.239	1:03.407	0.092	72.95	2:06.023	5	30	8
23	37	MZ	5	Harry LAMACRAFT	MZ ETZ 250 - All Flower No Power	5	11:04.785	1:03.953	0.546	72.89	2:06.036	5	28	5
24	124	J	10	Harley BAKER	Kawasaki NINJA 400 -	5	11:09.807	1:08.975	5.022	72.34	2:11.288	5	24	0
25	82	S	10	Joe DENNEY	Kawasaki NINJA 300 - SWC TRADE FRAMES LTD	5	11:09.812	1:08.980	0.005	72.34	2:11.168	5	22	-3
26	181	MZ	6	Declan RYAN	MZ 250 - N/A	5	11:10.605	1:09.773	0.793	72.25	2:06.314	2	31	5
27	102	MZ	7	Caleb WRIGHT	MZ 250 ETZ - Clover Investments	5	11:16.182	1:15.350	5.577	71.66	2:08.152	5	35	8
28	13	MZ	8	Gordon RYAN	MZ 250 - Prism Work Psychology	5	11:16.965	1:16.133	0.783	71.57	2:07.919	5	33	5
29	95	MZ	9	Christopher ROGERS	MZ ETZ 250 - CB Racing	5	11:17.455	1:16.623	0.490	71.52	2:08.649	5	34	5
30	32	MZ	10	John ASHMEAD	MZ 250 -	5	11:24.049	1:23.217	6.594	70.83	2:09.636	2	32	2
31	9	MZ	11	Gary HOWLETT	MZ TS250 - HS Racing	5	11:41.183	1:40.351	17.134	69.10	2:13.003	2	36	5
32	94	MZ	12	Zac LEIGH	MZ 250 - Illuminate Design	5	11:43.952	1:43.120	2.769	68.83	2:13.688	4	37	5
33	166	MZ	13	Graeme LEWIS	MZ 250 - Morris Racing Lubricants #MRL	5	12:08.791	2:07.959	24.839	66.48	2:18.366	2	38	5

FASTEST LAP

257	J	Henry McCARTNEY	Kawasaki NINJA - ERECT SCAFFOLDING/ Dannywebb gp	5	1:58.645	81.68 mph	131.45 kph
30	S	Lewis JONES	Kawasaki NINJA 400 -	5	1:59.686	80.97 mph	130.31 kph
85	MZ	Andrew WALES	MZ ETZ 250 - Show Control International	2	2:04.286	77.97 mph	125.48 kph

Class J - 92.5% of Race Speed = 74.59 mph
Class S - 92.5% of Race Speed = 73.30 mph
Class MZ - 92.5% of Race Speed = 68.06 mph

Weather / Track : Cloudy / Dry
These results are provisional until the conclusion of any judicial and technical matters.

Date: 05/04/2025 Start: 10:33 Finish: 10:43
Oulton Park International: 2.6920 miles

Clerk Of Course:

Timekeeper: Craig Smith

Results can be found at www.tsl-timing.com

Printed - 10:46 Saturday, 05 April 2025

BRITISH MOTOR CYCLE RACING CLUB | TSL SPORTS TIMING TIMING SOLUTIONS LTD | MOTORCYCLE RACING ORGANISATION MRO

BMCRC-MRO Championships 2025 - Rnd 2 @ Oulton Park Int

ACU Team Green Junior Cup & Senior Ninjas & 250MZ

RACE 2 - LAP CHART

LAP 1 @ 10:35:50.969

NO	BEHIND	LAP TIME
257		2:04.217
7	0.844	2:05.061
6	4.144	2:08.361
112	4.240	2:08.457
17	4.586	2:08.803
30	5.140	2:09.357
65	5.365	2:09.582
40	6.787	2:11.004
58	7.303	2:11.520
1	7.303	2:11.520
43	8.259	2:12.476
25	10.565	2:14.782
19	12.307	2:16.524
165	13.033	2:17.250
164	13.323	2:17.540
33	13.617	2:17.834
0	15.946	2:20.163
66	16.198	2:20.415
124	16.341	2:20.558
82	17.634	2:21.851
69	32.519	2:36.736
96	33.031	2:37.248
37	33.597	2:37.814
85	34.116	2:38.333
181	34.349	2:38.566
75	34.588	2:38.805
102	36.519	2:40.736
95	36.894	2:41.111
32	37.089	2:41.306
13	37.174	2:41.391
94	42.067	2:46.284
166	43.038	2:47.255
9	44.145	2:48.362

LAP 2 @ 10:37:50.880

NO	BEHIND	LAP TIME
257		1:59.911
7	0.413	1:59.480
30	7.272	2:02.043
6	7.844	2:03.611
112	8.056	2:03.727
17	8.300	2:03.625
65	8.887	2:03.433
1	9.913	2:02.521
40	11.082	2:04.206
58	11.893	2:04.501
43	14.563	2:06.215
25	17.874	2:07.220
19	18.428	2:06.032
164	19.799	2:06.387
33	22.955	2:09.249
0	24.028	2:07.993
165	24.067	2:10.945
66	25.996	2:09.709
124	29.202	2:12.772
82	29.241	2:11.518
69	37.436	2:04.828
85	38.491	2:04.286
96	40.316	2:07.196
37	40.619	2:06.933
181	40.752	2:06.314
75	40.919	2:06.242
102	45.888	2:09.280
95	46.439	2:09.456
13	46.685	2:09.422
32	46.814	2:09.636
9	57.237	2:13.003
94	57.254	2:15.098
166	1:01.493	2:18.366

LAP 3 @ 10:39:50.098

NO	BEHIND	LAP TIME
257		1:59.218
7	2.600	2:01.405
30	8.484	2:00.430
6	10.624	2:01.998
17	10.980	2:01.898
112	11.376	2:02.538
1	12.475	2:01.780
65	12.517	2:02.848
40	17.611	2:05.747
58	17.620	2:04.945
43	22.066	2:06.721
25	26.008	2:07.352
19	26.420	2:07.210
164	27.240	2:06.659
33	31.765	2:08.028
0	32.240	2:07.430
165	35.389	2:10.540
66	35.792	2:09.014
124	41.956	2:11.972
82	42.400	2:12.377
69	42.923	2:04.705
85	46.044	2:06.771
75	48.343	2:06.642
96	48.356	2:07.258
37	48.439	2:07.038
181	48.830	2:07.296
102	56.099	2:09.429
95	56.220	2:08.999
13	56.526	2:09.059
32	58.432	2:10.836
9	1:11.222	2:13.203
94	1:12.675	2:14.639
166	1:22.605	2:20.330

LAP 4 @ 10:41:48.939

NO	BEHIND	LAP TIME
257		1:58.841
7	4.192	2:00.433
30	9.551	1:59.908
6	13.645	2:01.862
17	14.349	2:02.210
112	14.373	2:01.838
1	15.301	2:01.667
65	17.796	2:04.120
40	24.180	2:05.410
58	24.606	2:05.827
43	30.082	2:06.857
25	33.926	2:06.759
19	34.522	2:06.943
164	34.618	2:06.219
0	40.976	2:07.577
33	41.287	2:08.363
165	48.224	2:11.676
66	48.554	2:11.603
69	50.383	2:06.301
85	54.273	2:07.070
96	55.859	2:06.344
75	56.029	2:06.527
124	56.332	2:13.217
82	56.457	2:12.898
37	56.562	2:06.964
181	56.776	2:06.787
102	1:05.843	2:08.585
95	1:06.619	2:09.240
13	1:06.859	2:09.174
32	1:10.421	2:10.830
9	1:25.721	2:13.340
94	1:27.522	2:13.688
166	1:44.117	2:20.353

LAP 5 @ 10:43:47.584

NO	BEHIND	LAP TIME
257		1:58.645
7	6.249	2:00.702
30	10.592	1:59.686
112	17.264	2:01.536
6	17.354	2:02.354
1	17.614	2:00.958
17	17.715	2:02.011
65	24.528	2:05.377
58	30.675	2:04.714
40	30.677	2:05.142
43	39.119	2:07.682
25	42.016	2:06.735
19	42.273	2:06.396
164	42.530	2:06.557
0	50.580	2:08.249
33	50.622	2:07.980
69	57.660	2:05.922
165	59.612	2:10.033
66	1:00.240	2:10.331
85	1:00.548	2:04.920
96	1:03.315	2:06.101
75	1:03.407	2:06.023
37	1:03.953	2:06.036
124	1:08.975	2:11.288
82	1:08.980	2:11.168
181	1:09.773	2:11.642
102	1:15.350	2:08.152
13	1:16.133	2:07.919
95	1:16.623	2:08.649
32	1:23.217	2:11.441
9	1:40.351	2:13.275
94	1:43.120	2:14.243
166	2:07.959	2:22.487

Weather / Track : Cloudy / Dry

Oulton Park International: 2.6920 miles
Date: 05/04/2025 Start: 10:33 Finish: 10:43

Results can be found at www.tsl-timing.com

Printed - 10:46 Saturday, 05 April 2025

BMCRC-MRO Championships 2025 - Rnd 2 @ Oulton Park Int

ACU Team Green Junior Cup & Senior Ninjas & 250MZ

RACE 2 - POSITION CHART

No	Name	Lap / Pos	1	2	3	4	5
257	McCARTNEY	1	257	257	257	257	257
7	ROOKER	2	7	7	7	7	7
17	BUSA	3	6	30	30	30	30
6	BUSA	4	112	6	6	6	112
112	BRAY	5	17	112	17	17	6
1	HUSKINSON	6	30	17	112	112	1
58	RHODES	7	65	65	1	1	17
65	BREESE	8	40	1	65	65	65
25	GLEESON	9	58	40	40	40	58
19	FISHER	10	1	58	58	58	40
43	SWARBRICK	11	43	43	43	43	43
40	ORMROD	12	25	25	25	25	25
33	KLINGE	13	19	19	19	19	19
164	COWIE	14	165	164	164	164	164
0	HASLER	15	164	33	33	0	0
165	RHODES	16	33	0	0	33	33
66	SMITH	17	0	165	165	165	69
82	DENNEY	18	66	66	66	66	165
124	BAKER	19	124	124	124	69	66
30	JONES	20	82	82	82	85	85
69	MANN	21	69	69	69	96	96
85	WALES	22	96	85	85	75	75
37	LAMACRAFT	23	37	96	75	124	37
96	KENT	24	85	37	96	82	124
75	WOODALL	25	181	181	37	37	82
181	RYAN	26	75	75	181	181	181
32	ASHMEAD	27	102	102	102	102	102
13	RYAN	28	95	95	95	95	13
95	ROGERS	29	32	13	13	13	95
102	WRIGHT	30	13	32	32	32	32
9	HOWLETT	31	94	9	9	9	9
94	LEIGH	32	166	94	94	94	94
166	LEWIS	33	9	166	166	166	166

Weather / Track : Cloudy / Dry

Oulton Park International: 2.6920 miles
Date: 05/04/2025 Start: 10:33 Finish: 10:43

Results can be found at www.tsl-timing.com

Printed - 10:46 Saturday, 05 April 2025

BMCRC-MRO Championships 2025 - Rnd 2 @ Oulton Park Int

ACU Team Green Junior Cup & Senior Ninjas & 250MZ

RACE 2 - SECTOR ANALYSIS

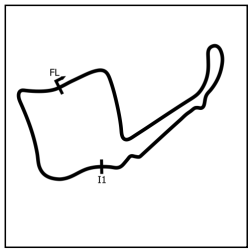

SECTOR 1 = FL to I1, SECTOR 2 = I1 to FL, DIFF = Difference To Personal Best Lap, P = Crossed Finish Line in Pit Lane, D = Time Disallowed

P1 257 J Henry McCARTNEY Kawasaki NINJA - ERECT SCAFFOLDING/ Dannywebb gp can

IDEAL LAP TIME : 1:58.645 BEST LAP TIME : 1:58.645 DIFFERENCE : 0.000

LAP	SECTOR 1	SECTOR 2	LAP TIME	MPH	DIFF	TIME OF DAY
1 -		33.431	2:04.217	78.01	5.572	10:35:50.969
2 -	1:26.505	33.406	1:59.911	80.82	1.266	10:37:50.880
3 -	1:26.160	33.058	1:59.218 (3)	81.29	0.573	10:39:50.098
4 -	1:25.878	32.963	1:58.841 (2)	81.54	0.196	10:41:48.939
5 -	***1:25.765***	***32.880***	***1:58.645 (1)***	***81.68***		***10:43:47.584***

P2 7 J Travis ROOKER Kawasaki NINJA 400 - Swedish car connection

IDEAL LAP TIME : 1:59.371 BEST LAP TIME : 1:59.480 DIFFERENCE : 0.109

LAP	SECTOR 1	SECTOR 2	LAP TIME	MPH	DIFF	TIME OF DAY
1 -		33.647	2:05.061	77.49	5.581	10:35:51.813
2 -	1:26.078	***33.402***	***1:59.480 (1)***	***81.11***		***10:37:51.293***
3 -	***1:25.969***	35.436	2:01.405	79.82	1.925	10:39:52.698
4 -	1:26.660	33.773	2:00.433 (2)	80.47	0.953	10:41:53.131
5 -	1:26.841	33.861	2:00.702 (3)	80.29	1.222	10:43:53.833

P3 30 S Lewis JONES Kawasaki NINJA 400 -

IDEAL LAP TIME : 1:59.686 BEST LAP TIME : 1:59.686 DIFFERENCE : 0.000

LAP	SECTOR 1	SECTOR 2	LAP TIME	MPH	DIFF	TIME OF DAY
1 -		33.461	2:09.357	74.91	9.671	10:35:56.109
2 -	1:28.677	33.366	2:02.043	79.40	2.357	10:37:58.152
3 -	1:27.010	33.420	2:00.430 (3)	80.47	0.744	10:39:58.582
4 -	1:26.920	32.988	1:59.908 (2)	80.82	0.222	10:41:58.490
5 -	***1:26.840***	***32.846***	***1:59.686 (1)***	***80.97***		***10:43:58.176***

P4 112 J Ruben BRAY Kawasaki 300/400 -

IDEAL LAP TIME : 2:01.388 BEST LAP TIME : 2:01.536 DIFFERENCE : 0.148

LAP	SECTOR 1	SECTOR 2	LAP TIME	MPH	DIFF	TIME OF DAY
1 -		34.409	2:08.457	75.44	6.921	10:35:55.209
2 -	1:29.313	34.414	2:03.727	78.32	2.191	10:37:58.936
3 -	1:28.889	33.649	2:02.538 (3)	79.08	1.002	10:40:01.474
4 -	1:28.257	***33.581***	2:01.838 (2)	79.54	0.302	10:42:03.312
5 -	***1:27.807***	33.729	***2:01.536 (1)***	***79.74***		***10:44:04.848***

P5 6 J Kian BUSA Kawasaki NINJA 400 - iActiveRC

IDEAL LAP TIME : 2:01.815 BEST LAP TIME : 2:01.862 DIFFERENCE : 0.047

LAP	SECTOR 1	SECTOR 2	LAP TIME	MPH	DIFF	TIME OF DAY
1 -		34.354	2:08.361	75.50	6.499	10:35:55.113
2 -	1:29.256	34.355	2:03.611	78.40	1.749	10:37:58.724
3 -	***1:28.058***	33.940	2:01.998 (2)	79.43	0.136	10:40:00.722
4 -	1:28.105	***33.757***	***2:01.862 (1)***	***79.52***		***10:42:02.584***
5 -	1:28.462	33.892	2:02.354 (3)	79.20	0.492	10:44:04.938

P6 1 S Danny HUSKINSON Kawasaki NINJA 400 - art of racing

IDEAL LAP TIME : 2:00.958 BEST LAP TIME : 2:00.958 DIFFERENCE : 0.000

LAP	SECTOR 1	SECTOR 2	LAP TIME	MPH	DIFF	TIME OF DAY
1 -		34.161	2:11.520	73.68	10.562	10:35:58.272
2 -	1:28.803	33.718	2:02.521	79.09	1.563	10:38:00.793
3 -	1:27.837	33.943	2:01.780 (3)	79.58	0.822	10:40:02.573
4 -	1:28.088	33.579	2:01.667 (2)	79.65	0.709	10:42:04.240
5 -	***1:27.412***	***33.546***	***2:00.958 (1)***	***80.12***		***10:44:05.198***

Weather / Track : Cloudy / Dry

Oulton Park International: 2.6920 miles
Date: 05/04/2025 Start: 10:33 Finish: 10:43

BMCRC-MRO Championships 2025 - Rnd 2 @ Oulton Park Int

ACU Team Green Junior Cup & Senior Ninjas & 250MZ

RACE 2 - SECTOR ANALYSIS

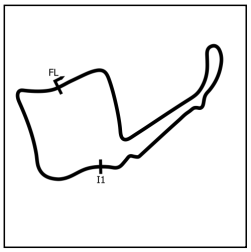

SECTOR 1 = FL to I1, SECTOR 2 = I1 to FL, DIFF = Difference To Personal Best Lap, P = Crossed Finish Line in Pit Lane, D = Time Disallowed

P7 17 S Daryn BUSA Kawasaki NINJA 400 - iActiveRC

IDEAL LAP TIME : 2:01.805 BEST LAP TIME : 2:01.898 DIFFERENCE : 0.093

LAP	SECTOR 1	SECTOR 2	LAP TIME	MPH	DIFF	TIME OF DAY
1 -		34.256	2:08.803	75.24	6.905	10:35:55.555
2 -	1:29.540	34.085	2:03.625	78.39	1.727	10:37:59.180
3 -	***1:28.078***	33.820	***2:01.898 (1)***	***79.50***		***10:40:01.078***
4 -	1:28.311	33.899	2:02.210 **(3)**	79.30	0.312	10:42:03.288
5 -	1:28.284	***33.727***	2:02.011 **(2)**	79.42	0.113	10:44:05.299

P8 65 S Konrad BREESE Kawasaki NINJA 400 - STIHL Racing

IDEAL LAP TIME : 2:02.801 BEST LAP TIME : 2:02.848 DIFFERENCE : 0.047

LAP	SECTOR 1	SECTOR 2	LAP TIME	MPH	DIFF	TIME OF DAY
1 -		34.333	2:09.582	74.78	6.734	10:35:56.334
2 -	1:29.446	***33.987***	2:03.433 **(2)**	78.51	0.585	10:37:59.767
3 -	***1:28.814***	34.034	***2:02.848 (1)***	***78.88***		***10:40:02.615***
4 -	1:29.858	34.262	2:04.120 **(3)**	78.08	1.272	10:42:06.735
5 -	1:30.543	34.834	2:05.377	77.29	2.529	10:44:12.112

P9 58 J Max RHODES Kawasaki EX 400 - Oliver's mount Mototec

IDEAL LAP TIME : 2:04.453 BEST LAP TIME : 2:04.501 DIFFERENCE : 0.048

LAP	SECTOR 1	SECTOR 2	LAP TIME	MPH	DIFF	TIME OF DAY
1 -		***34.223***	2:11.520	73.68	7.019	10:35:58.272
2 -	***1:30.230***	34.271	***2:04.501 (1)***	***77.84***		***10:38:02.773***
3 -	1:30.348	34.597	2:04.945 **(3)**	77.56	0.444	10:40:07.718
4 -	1:31.173	34.654	2:05.827	77.02	1.326	10:42:13.545
5 -	1:30.412	34.302	2:04.714 **(2)**	77.70	0.213	10:44:18.259

P10 40 J Archie ORMROD Kawasaki NINJA 400 - Prestige Flooring

IDEAL LAP TIME : 2:04.206 BEST LAP TIME : 2:04.206 DIFFERENCE : 0.000

LAP	SECTOR 1	SECTOR 2	LAP TIME	MPH	DIFF	TIME OF DAY
1 -		34.259	2:11.004	73.97	6.798	10:35:57.756
2 -	***1:30.172***	***34.034***	***2:04.206 (1)***	***78.02***		***10:38:01.962***
3 -	1:30.969	34.778	2:05.747	77.06	1.541	10:40:07.709
4 -	1:30.956	34.454	2:05.410 **(3)**	77.27	1.204	10:42:13.119
5 -	1:30.703	34.439	2:05.142 **(2)**	77.44	0.936	10:44:18.261

P11 43 S Mark SWARBRICK Kawasaki NINJA 400 -

IDEAL LAP TIME : 2:05.479 BEST LAP TIME : 2:06.215 DIFFERENCE : 0.736

LAP	SECTOR 1	SECTOR 2	LAP TIME	MPH	DIFF	TIME OF DAY
1 -		***34.670***	2:12.476	73.15	6.261	10:35:59.228
2 -	***1:30.809***	35.406	***2:06.215 (1)***	***76.78***		***10:38:05.443***
3 -	1:31.353	35.368	2:06.721 **(2)**	76.47	0.506	10:40:12.164
4 -	1:31.486	35.371	2:06.857 **(3)**	76.39	0.642	10:42:19.021
5 -	1:32.193	35.489	2:07.682	75.90	1.467	10:44:26.703

P12 25 J Chloe GLEESON Kawasaki NINJA - Sussex Independent Financial Advisers Ltd

IDEAL LAP TIME : 2:06.735 BEST LAP TIME : 2:06.735 DIFFERENCE : 0.000

LAP	SECTOR 1	SECTOR 2	LAP TIME	MPH	DIFF	TIME OF DAY
1 -		35.304	2:14.782	71.90	8.047	10:36:01.534
2 -	1:31.982	35.238	2:07.220 **(3)**	76.17	0.485	10:38:08.754
3 -	1:32.393	34.959	2:07.352	76.09	0.617	10:40:16.106
4 -	***1:31.874***	34.885	2:06.759 **(2)**	76.45	0.024	10:42:22.865
5 -	***1:31.874***	***34.861***	***2:06.735 (1)***	***76.46***		***10:44:29.600***

Weather / Track : Cloudy / Dry

Oulton Park International: 2.6920 miles
Date: 05/04/2025 Start: 10:33 Finish: 10:43

BMCRC-MRO Championships 2025 - Rnd 2 @ Oulton Park Int

ACU Team Green Junior Cup & Senior Ninjas & 250MZ

RACE 2 - SECTOR ANALYSIS

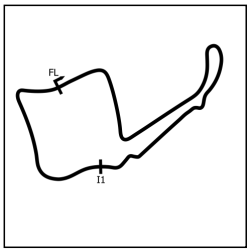

SECTOR 1 = FL to I1, SECTOR 2 = I1 to FL, DIFF = Difference To Personal Best Lap, P = Crossed Finish Line in Pit Lane, D = Time Disallowed

P13 19 S Daniel FISHER Kawasaki NINJA -

IDEAL LAP TIME : 2:06.032 BEST LAP TIME : 2:06.032 DIFFERENCE : 0.000

LAP	SECTOR 1	SECTOR 2	LAP TIME	MPH	DIFF	TIME OF DAY
1 -		35.343	2:16.524	70.98	10.492	10:36:03.276
2 -	***1:31.209***	***34.823***	***2:06.032 (1)***	***76.89***		***10:38:09.308***
3 -	1:32.288	34.922	2:07.210	76.18	1.178	10:40:16.518
4 -	1:31.712	35.231	2:06.943 (3)	76.34	0.911	10:42:23.461
5 -	1:31.546	34.850	2:06.396 (2)	76.67	0.364	10:44:29.857

P14 164 J George COWIE Kawasaki NINJA 300 - Faraldo racing

IDEAL LAP TIME : 2:05.907 BEST LAP TIME : 2:06.219 DIFFERENCE : 0.312

LAP	SECTOR 1	SECTOR 2	LAP TIME	MPH	DIFF	TIME OF DAY
1 -		35.780	2:17.540	70.46	11.321	10:36:04.292
2 -	1:31.665	34.722	2:06.387 (2)	76.67	0.168	10:38:10.679
3 -	1:32.027	***34.632***	2:06.659	76.51	0.440	10:40:17.338
4 -	***1:31.275***	34.944	***2:06.219 (1)***	***76.78***		***10:42:23.557***
5 -	1:31.703	34.854	2:06.557 (3)	76.57	0.338	10:44:30.114

P15 0 S Peter HASLER Kawasaki NINJA 400 - Art of racing

IDEAL LAP TIME : 2:07.124 BEST LAP TIME : 2:07.430 DIFFERENCE : 0.306

LAP	SECTOR 1	SECTOR 2	LAP TIME	MPH	DIFF	TIME OF DAY
1 -		37.520	2:20.163	69.14	12.733	10:36:06.915
2 -	1:32.576	35.417	2:07.993 (3)	75.71	0.563	10:38:14.908
3 -	1:32.140	***35.290***	***2:07.430 (1)***	***76.05***		***10:40:22.338***
4 -	***1:31.834***	35.743	2:07.577 (2)	75.96	0.147	10:42:29.915
5 -	1:32.178	36.071	2:08.249	75.56	0.819	10:44:38.164

P16 33 S Patrick KLINGE Kawasaki NINJA 400 - Klingklong Racing

IDEAL LAP TIME : 2:07.218 BEST LAP TIME : 2:07.980 DIFFERENCE : 0.762

LAP	SECTOR 1	SECTOR 2	LAP TIME	MPH	DIFF	TIME OF DAY
1 -		35.541	2:17.834	70.31	9.854	10:36:04.586
2 -	1:33.731	35.518	2:09.249	74.98	1.269	10:38:13.835
3 -	1:32.990	***35.038***	2:08.028 (2)	75.69	0.048	10:40:21.863
4 -	1:33.207	35.156	2:08.363 (3)	75.49	0.383	10:42:30.226
5 -	***1:32.180***	35.800	***2:07.980 (1)***	***75.72***		***10:44:38.206***

P17 69 MZ Alexander MANN Mz TS 250 - HS RACING

IDEAL LAP TIME : 2:04.593 BEST LAP TIME : 2:04.705 DIFFERENCE : 0.112

LAP	SECTOR 1	SECTOR 2	LAP TIME	MPH	DIFF	TIME OF DAY
1 -		34.666	2:36.736	61.83	32.031	10:36:23.488
2 -	***1:30.413***	34.415	2:04.828 (2)	77.63	0.123	10:38:28.316
3 -	1:30.525	***34.180***	***2:04.705 (1)***	***77.71***		***10:40:33.021***
4 -	1:31.769	34.532	2:06.301	76.73	1.596	10:42:39.322
5 -	1:31.276	34.646	2:05.922 (3)	76.96	1.217	10:44:45.244

P18 165 J Lilly RHODES Kawasaki NINJA - Olivers mount Mototec

IDEAL LAP TIME : 2:09.964 BEST LAP TIME : 2:10.033 DIFFERENCE : 0.069

LAP	SECTOR 1	SECTOR 2	LAP TIME	MPH	DIFF	TIME OF DAY
1 -		35.968	2:17.250	70.61	7.217	10:36:04.002
2 -	1:35.166	35.779	2:10.945 (3)	74.01	0.912	10:38:14.947
3 -	***1:34.820***	35.720	2:10.540 (2)	74.24	0.507	10:40:25.487
4 -	1:35.390	36.286	2:11.676	73.59	1.643	10:42:37.163
5 -	1:34.889	***35.144***	***2:10.033 (1)***	***74.52***		***10:44:47.196***

Weather / Track : Cloudy / Dry

Oulton Park International: 2.6920 miles
Date: 05/04/2025 Start: 10:33 Finish: 10:43

BMCRC-MRO Championships 2025 - Rnd 2 @ Oulton Park Int

ACU Team Green Junior Cup & Senior Ninjas & 250MZ

RACE 2 - SECTOR ANALYSIS

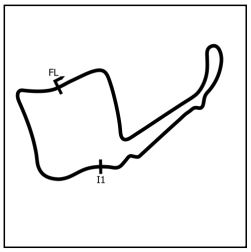

SECTOR 1 = FL to I1, SECTOR 2 = I1 to FL, DIFF = Difference To Personal Best Lap, P = Crossed Finish Line in Pit Lane, D = Time Disallowed

P19 66 S Mark SMITH Kawasaki EX300 - IMP RACING

IDEAL LAP TIME : 2:08.983 BEST LAP TIME : 2:09.014 DIFFERENCE : 0.031

LAP	SECTOR 1	SECTOR 2	LAP TIME	MPH	DIFF	TIME OF DAY
1 -		37.699	2:20.415	69.01	11.401	10:36:07.167
2 -	1:34.151	35.558	2:09.709 (2)	74.71	0.695	10:38:16.876
3 -	***1:33.552***	35.462	***2:09.014 (1)***	***75.11***		***10:40:25.890***
4 -	1:35.488	36.115	2:11.603	73.64	2.589	10:42:37.493
5 -	1:34.900	***35.431***	2:10.331 (3)	74.35	1.317	10:44:47.824

P20 85 MZ Andrew WALES MZ ETZ 250 - Show Control International

IDEAL LAP TIME : 2:04.286 BEST LAP TIME : 2:04.286 DIFFERENCE : 0.000

LAP	SECTOR 1	SECTOR 2	LAP TIME	MPH	DIFF	TIME OF DAY
1 -		34.864	2:38.333	61.20	34.047	10:36:25.085
2 -	***1:29.563***	***34.723***	***2:04.286 (1)***	***77.97***		***10:38:29.371***
3 -	1:31.119	35.652	2:06.771 (3)	76.44	2.485	10:40:36.142
4 -	1:31.722	35.348	2:07.070	76.26	2.784	10:42:43.212
5 -	1:30.195	34.725	2:04.920 (2)	77.58	0.634	10:44:48.132

P21 96 MZ Chris KENT MZ TS 250 -

IDEAL LAP TIME : 2:05.624 BEST LAP TIME : 2:06.101 DIFFERENCE : 0.477

LAP	SECTOR 1	SECTOR 2	LAP TIME	MPH	DIFF	TIME OF DAY
1 -		***34.729***	2:37.248	61.63	31.147	10:36:24.000
2 -	1:32.335	34.861	2:07.196 (3)	76.19	1.095	10:38:31.196
3 -	1:31.914	35.344	2:07.258	76.15	1.157	10:40:38.454
4 -	1:31.320	35.024	2:06.344 (2)	76.70	0.243	10:42:44.798
5 -	***1:30.895***	35.206	***2:06.101 (1)***	***76.85***		***10:44:50.899***

P22 75 MZ Peter WOODALL MZ ETZ 250 - RevdCoin

IDEAL LAP TIME : 2:05.735 BEST LAP TIME : 2:06.023 DIFFERENCE : 0.288

LAP	SECTOR 1	SECTOR 2	LAP TIME	MPH	DIFF	TIME OF DAY
1 -		35.429	2:38.805	61.02	32.782	10:36:25.557
2 -	1:31.277	34.965	2:06.242 (2)	76.76	0.219	10:38:31.799
3 -	1:31.696	***34.946***	2:06.642	76.52	0.619	10:40:38.441
4 -	1:31.137	35.390	2:06.527 (3)	76.59	0.504	10:42:44.968
5 -	***1:30.789***	35.234	***2:06.023 (1)***	***76.90***		***10:44:50.991***

P23 37 MZ Harry LAMACRAFT MZ ETZ 250 - All Flower No Power

IDEAL LAP TIME : 2:06.036 BEST LAP TIME : 2:06.036 DIFFERENCE : 0.000

LAP	SECTOR 1	SECTOR 2	LAP TIME	MPH	DIFF	TIME OF DAY
1 -		35.138	2:37.814	61.40	31.778	10:36:24.566
2 -	1:31.578	35.355	2:06.933 (2)	76.34	0.897	10:38:31.499
3 -	1:32.095	34.943	2:07.038	76.28	1.002	10:40:38.537
4 -	1:31.932	35.032	2:06.964 (3)	76.33	0.928	10:42:45.501
5 -	***1:31.139***	***34.897***	***2:06.036 (1)***	***76.89***		***10:44:51.537***

P24 124 J Harley BAKER Kawasaki NINJA 400 -

IDEAL LAP TIME : 2:11.288 BEST LAP TIME : 2:11.288 DIFFERENCE : 0.000

LAP	SECTOR 1	SECTOR 2	LAP TIME	MPH	DIFF	TIME OF DAY
1 -		37.034	2:20.558	68.94	9.270	10:36:07.310
2 -	1:36.072	36.700	2:12.772 (3)	72.99	1.484	10:38:20.082
3 -	1:35.865	36.107	2:11.972 (2)	73.43	0.684	10:40:32.054
4 -	1:35.984	37.233	2:13.217	72.74	1.929	10:42:45.271
5 -	***1:35.600***	***35.688***	***2:11.288 (1)***	***73.81***		***10:44:56.559***

Weather / Track : Cloudy / Dry

Oulton Park International: 2.6920 miles
Date: 05/04/2025 Start: 10:33 Finish: 10:43

BMCRC-MRO Championships 2025 - Rnd 2 @ Oulton Park Int

ACU Team Green Junior Cup & Senior Ninjas & 250MZ

RACE 2 - SECTOR ANALYSIS

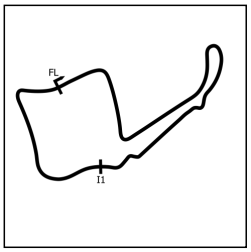

SECTOR 1 = FL to I1, SECTOR 2 = I1 to FL, DIFF = Difference To Personal Best Lap, P = Crossed Finish Line in Pit Lane, D = Time Disallowed

P25 82 S Joe DENNEY — Kawasaki NINJA 300 - SWC TRADE FRAMES LTD

IDEAL LAP TIME : 2:11.077 BEST LAP TIME : 2:11.168 DIFFERENCE : 0.091

LAP	SECTOR 1	SECTOR 2	LAP TIME	MPH	DIFF	TIME OF DAY
1 -		36.388	2:21.851	68.32	10.683	10:36:08.603
2 -	1:35.357	***36.161***	2:11.518 **(2)**	73.68	0.350	10:38:20.121
3 -	1:35.583	36.794	2:12.377 **(3)**	73.20	1.209	10:40:32.498
4 -	1:35.851	37.047	2:12.898	72.92	1.730	10:42:45.396
5 -	***1:34.916***	36.252	***2:11.168*** **(1)**	***73.88***		***10:44:56.564***

P26 181 MZ Declan RYAN — MZ 250 - N/A

IDEAL LAP TIME : 2:06.004 BEST LAP TIME : 2:06.314 DIFFERENCE : 0.310

LAP	SECTOR 1	SECTOR 2	LAP TIME	MPH	DIFF	TIME OF DAY
1 -		35.486	2:38.566	61.11	32.252	10:36:25.318
2 -	***1:31.009***	35.305	***2:06.314*** **(1)**	***76.72***		***10:38:31.632***
3 -	1:32.301	***34.995***	2:07.296 **(3)**	76.13	0.982	10:40:38.928
4 -	1:31.746	35.041	2:06.787 **(2)**	76.43	0.473	10:42:45.715
5 -	1:35.635	36.007	2:11.642	73.61	5.328	10:44:57.357

P27 102 MZ Caleb WRIGHT — MZ 250 ETZ - Clover Investments

IDEAL LAP TIME : 2:08.152 BEST LAP TIME : 2:08.152 DIFFERENCE : 0.000

LAP	SECTOR 1	SECTOR 2	LAP TIME	MPH	DIFF	TIME OF DAY
1 -		35.408	2:40.736	60.29	32.584	10:36:27.488
2 -	1:33.783	35.497	2:09.280 **(3)**	74.96	1.128	10:38:36.768
3 -	1:33.556	35.873	2:09.429	74.87	1.277	10:40:46.197
4 -	1:33.279	35.306	2:08.585 **(2)**	75.36	0.433	10:42:54.782
5 -	***1:33.005***	***35.147***	***2:08.152*** **(1)**	***75.62***		***10:45:02.934***

P28 13 MZ Gordon RYAN — MZ 250 - Prism Work Psychology

IDEAL LAP TIME : 2:07.919 BEST LAP TIME : 2:07.919 DIFFERENCE : 0.000

LAP	SECTOR 1	SECTOR 2	LAP TIME	MPH	DIFF	TIME OF DAY
1 -		35.889	2:41.391	60.04	33.472	10:36:28.143
2 -	1:33.818	35.604	2:09.422	74.88	1.503	10:38:37.565
3 -	1:33.265	35.794	2:09.059 **(2)**	75.09	1.140	10:40:46.624
4 -	1:33.357	35.817	2:09.174 **(3)**	75.02	1.255	10:42:55.798
5 -	***1:32.471***	***35.448***	***2:07.919*** **(1)**	***75.76***		***10:45:03.717***

P29 95 MZ Christopher ROGERS — MZ ETZ 250 - CB Racing

IDEAL LAP TIME : 2:08.649 BEST LAP TIME : 2:08.649 DIFFERENCE : 0.000

LAP	SECTOR 1	SECTOR 2	LAP TIME	MPH	DIFF	TIME OF DAY
1 -		36.319	2:41.111	60.15	32.462	10:36:27.863
2 -	1:33.808	35.648	2:09.456	74.86	0.807	10:38:37.319
3 -	1:33.414	35.585	2:08.999 **(2)**	75.12	0.350	10:40:46.318
4 -	1:33.515	35.725	2:09.240 **(3)**	74.98	0.591	10:42:55.558
5 -	***1:33.255***	***35.394***	***2:08.649*** **(1)**	***75.33***		***10:45:04.207***

P30 32 MZ John ASHMEAD — MZ 250 -

IDEAL LAP TIME : 2:09.620 BEST LAP TIME : 2:09.636 DIFFERENCE : 0.016

LAP	SECTOR 1	SECTOR 2	LAP TIME	MPH	DIFF	TIME OF DAY
1 -		***35.476***	2:41.306	60.08	31.670	10:36:28.058
2 -	***1:34.144***	35.492	***2:09.636*** **(1)**	***74.75***		***10:38:37.694***
3 -	1:34.476	36.360	2:10.836 **(3)**	74.07	1.200	10:40:48.530
4 -	1:34.428	36.402	2:10.830 **(2)**	74.07	1.194	10:42:59.360
5 -	1:34.979	36.462	2:11.441	73.73	1.805	10:45:10.801

Weather / Track : Cloudy / Dry

Oulton Park International: 2.6920 miles
Date: 05/04/2025 Start: 10:33 Finish: 10:43

BMCRC-MRO Championships 2025 - Rnd 2 @ Oulton Park Int

ACU Team Green Junior Cup & Senior Ninjas & 250MZ

RACE 2 - SECTOR ANALYSIS

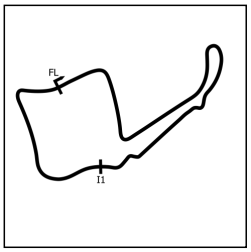

SECTOR 1 = FL to I1, SECTOR 2 = I1 to FL, DIFF = Difference To Personal Best Lap, P = Crossed Finish Line in Pit Lane, D = Time Disallowed

P31 9 MZ Gary HOWLETT MZ TS250 - HS Racing

IDEAL LAP TIME : 2:11.465 BEST LAP TIME : 2:13.003 DIFFERENCE : 1.538

LAP	SECTOR 1	SECTOR 2	LAP TIME	MPH	DIFF	TIME OF DAY
1 -		***36.176***	2:48.362	57.56	35.359	10:36:35.114
2 -	***1:35.289***	37.714	***2:13.003*** **(1)**	***72.86***		***10:38:48.117***
3 -	1:36.212	36.991	2:13.203 **(2)**	72.75	0.200	10:41:01.320
4 -	1:36.287	37.053	2:13.340	72.68	0.337	10:43:14.660
5 -	1:36.450	36.825	2:13.275 **(3)**	72.71	0.272	10:45:27.935

P32 94 MZ Zac LEIGH MZ 250 - Illuminate Design

IDEAL LAP TIME : 2:13.688 BEST LAP TIME : 2:13.688 DIFFERENCE : 0.000

LAP	SECTOR 1	SECTOR 2	LAP TIME	MPH	DIFF	TIME OF DAY
1 -		37.642	2:46.284	58.28	32.596	10:36:33.036
2 -	1:37.778	37.320	2:15.098	71.73	1.410	10:38:48.134
3 -	1:37.398	37.241	2:14.639 **(3)**	71.97	0.951	10:41:02.773
4 -	***1:36.583***	***37.105***	***2:13.688*** **(1)**	***72.49***		***10:43:16.461***
5 -	1:36.604	37.639	2:14.243 **(2)**	72.19	0.555	10:45:30.704

P33 166 MZ Graeme LEWIS MZ 250 - Morris Racing Lubricants #MRL

IDEAL LAP TIME : 2:17.213 BEST LAP TIME : 2:18.366 DIFFERENCE : 1.153

LAP	SECTOR 1	SECTOR 2	LAP TIME	MPH	DIFF	TIME OF DAY
1 -		***37.739***	2:47.255	57.94	28.889	10:36:34.007
2 -	***1:39.474***	38.892	***2:18.366*** **(1)**	***70.04***		***10:38:52.373***
3 -	1:40.662	39.668	2:20.330 **(2)**	69.06	1.964	10:41:12.703
4 -	1:40.958	39.395	2:20.353 **(3)**	69.04	1.987	10:43:33.056
5 -	1:42.038	40.449	2:22.487	68.01	4.121	10:45:55.543

Weather / Track : Cloudy / Dry

Oulton Park International: 2.6920 miles
Date: 05/04/2025 Start: 10:33 Finish: 10:43

BMCRC-MRO Championships 2025 - Rnd 2 @ Oulton Park Int

ACU Team Green Junior Cup & Senior Ninjas & 250MZ

RACE 2 - BEST SECTORS

SECTOR 1			SECTOR 2	
POS	NO	TIME	NO	TIME
1	257	1:25.765	30	32.846
2	7	1:25.969	257	32.880
3	30	1:26.840	7	33.402
4	1	1:27.412	1	33.546
5	112	1:27.807	112	33.581
6	6	1:28.058	17	33.727
7	17	1:28.078	6	33.757
8	65	1:28.814	65	33.987
9	85	1:29.563	40	34.034
10	40	1:30.172	69	34.180
11	58	1:30.230	58	34.223
12	69	1:30.413	164	34.632
13	75	1:30.789	43	34.670
14	43	1:30.809	85	34.723
15	96	1:30.895	96	34.729
16	181	1:31.009	19	34.823
17	37	1:31.139	25	34.861
18	19	1:31.209	37	34.897
19	164	1:31.275	75	34.946
20	0	1:31.834	181	34.995
21	25	1:31.874	33	35.038
22	33	1:32.180	165	35.144
23	13	1:32.471	102	35.147
24	102	1:33.005	0	35.290
25	95	1:33.255	95	35.394
26	66	1:33.552	66	35.431
27	32	1:34.144	13	35.448
28	165	1:34.820	32	35.476
29	82	1:34.916	124	35.688
30	9	1:35.289	82	36.161
31	124	1:35.600	9	36.176
32	94	1:36.583	94	37.105
33	166	1:39.474	166	37.739

IDEAL / BEST COMPARISON

PERFECT LAP 1:58.611

POS	NO	NAME	IDEAL	BEST	DIFF
1	257	McCARTNEY	1:58.645	1:58.645	0.000
2	7	ROOKER	1:59.371	1:59.480	0.109
3	30	JONES	1:59.686	1:59.686	0.000
4	1	HUSKINSON	2:00.958	2:00.958	0.000
5	112	BRAY	2:01.388	2:01.536	0.148
6	17	BUSA	2:01.805	2:01.898	0.093
7	6	BUSA	2:01.815	2:01.862	0.047
8	65	BREESE	2:02.801	2:02.848	0.047
9	40	ORMROD	2:04.206	2:04.206	0.000
10	85	WALES	2:04.286	2:04.286	0.000
11	58	RHODES	2:04.453	2:04.501	0.048
12	69	MANN	2:04.593	2:04.705	0.112
13	43	SWARBRICK	2:05.479	2:06.215	0.736
14	96	KENT	2:05.624	2:06.101	0.477
15	75	WOODALL	2:05.735	2:06.023	0.288
16	164	COWIE	2:05.907	2:06.219	0.312
17	181	RYAN	2:06.004	2:06.314	0.310
18	19	FISHER	2:06.032	2:06.032	0.000
19	37	LAMACRAFT	2:06.036	2:06.036	0.000
20	25	GLEESON	2:06.735	2:06.735	0.000
21	0	HASLER	2:07.124	2:07.430	0.306
22	33	KLINGE	2:07.218	2:07.980	0.762
23	13	RYAN	2:07.919	2:07.919	0.000
24	102	WRIGHT	2:08.152	2:08.152	0.000
25	95	ROGERS	2:08.649	2:08.649	0.000
26	66	SMITH	2:08.983	2:09.014	0.031
27	32	ASHMEAD	2:09.620	2:09.636	0.016
28	165	RHODES	2:09.964	2:10.033	0.069
29	82	DENNEY	2:11.077	2:11.168	0.091
30	124	BAKER	2:11.288	2:11.288	0.000
31	9	HOWLETT	2:11.465	2:13.003	1.538
32	94	LEIGH	2:13.688	2:13.688	0.000
33	166	LEWIS	2:17.213	2:18.366	1.153

Weather / Track : Cloudy / Dry

Oulton Park International: 2.6920 miles
Date: 05/04/2025 Start: 10:33 Finish: 10:43

Results can be found at www.tsl-timing.com

Printed - 10:46 Saturday, 05 April 2025

BMCRC-MRO Championships 2025 - Rnd 2 @ Oulton Park Int

ACU Team Green Junior Cup & Senior Ninjas & 250MZ

RACE 2 - STATISTICS

Competitors Started	33
Planned Start	2025-04-05 @ 09:16:00.000
Actual Start	2025-04-05 @ 10:33:46.752
Finish Time	2025-04-05 @ 10:43:47.583
Track Length	2.6920mi.
Total Laps	165
Total Distance Covered	444.1847mi.

Session Fastest Lap History

NO	CL	NAME	LAP TIME	TIME OF DAY	LAP	VEHICLE
257	J	**Henry McCARTNEY**	**1:59.911**	10:37:50.870	2	Kawasaki NINJA
7	J	**Travis ROOKER**	**1:59.480**	10:37:51.287	2	Kawasaki NINJA 400
257	J	**Henry McCARTNEY**	**1:59.218**	10:39:50.087	3	Kawasaki NINJA
257	J	**Henry McCARTNEY**	**1:58.841**	10:41:48.928	4	Kawasaki NINJA
257	J	**Henry McCARTNEY**	**1:58.645**	10:43:47.574	5	Kawasaki NINJA

Session Leader History

NO	CL	NAME	FROM LAP	LAPS LED	DISTANCE	VEHICLE
257	J	**Henry McCARTNEY**	1	5	13.46 miles	Kawasaki NINJA

Flag History

TYPE	TIME OF DAY
GREEN	10:33:46.752
FINISH	10:43:47.583

Flag Statistics

TYPE	COUNT	TOTAL LAPS	TOTAL TIME
Green	1	5	12:16.548
Red	0	0	0.000
Safety Car	0	0	0.000
FCY	0	0	0.000

Weather / Track : Cloudy / Dry

Oulton Park International: 2.6920 miles
Date: 05/04/2025 Start: 10:33 Finish: 10:43

BMCRC-MRO Championships 2025 - Rnd 2 @ Oulton Park Int

ACU Team Green Junior Cup & Senior Ninjas & 250MZ

RACE 2 - STATISTICS

CLASS : J

10 Starters

Fastest Lap History

NO	NAME	LAP TIME	TIME OF DAY	LAP	VEHICLE
257	**Henry McCARTNEY**	**1:59.911**	10:37:50.870	2	Kawasaki NINJA
7	**Travis ROOKER**	**1:59.480**	10:37:51.287	2	Kawasaki NINJA 400
257	**Henry McCARTNEY**	**1:59.218**	10:39:50.087	3	Kawasaki NINJA
257	**Henry McCARTNEY**	**1:58.841**	10:41:48.928	4	Kawasaki NINJA
257	**Henry McCARTNEY**	**1:58.645**	10:43:47.574	5	Kawasaki NINJA

Leader History

NO	NAME	FROM LAP	LAPS LED	DISTANCE	VEHICLE
257	**Henry McCARTNEY**	1	5	13.46 miles	Kawasaki NINJA

Weather / Track : Cloudy / Dry

Oulton Park International: 2.6920 miles
Date: 05/04/2025 Start: 10:33 Finish: 10:43

BMCRC-MRO Championships 2025 - Rnd 2 @ Oulton Park Int

ACU Team Green Junior Cup & Senior Ninjas & 250MZ

RACE 2 - STATISTICS

CLASS : S

10 Starters

Fastest Lap History

NO	NAME	LAP TIME	TIME OF DAY	LAP	VEHICLE
30	**Lewis JONES**	**2:02.043**	10:37:58.173	2	Kawasaki NINJA 400
30	**Lewis JONES**	**2:00.430**	10:39:58.602	3	Kawasaki NINJA 400
30	**Lewis JONES**	**1:59.908**	10:41:58.511	4	Kawasaki NINJA 400
30	**Lewis JONES**	**1:59.686**	10:43:58.194	5	Kawasaki NINJA 400

Leader History

NO	NAME	FROM LAP	LAPS LED	DISTANCE	VEHICLE
17	**Daryn BUSA**	1	1	2.69 miles	Kawasaki NINJA 400
30	**Lewis JONES**	2	4	10.76 miles	Kawasaki NINJA 400

Weather / Track : Cloudy / Dry

Oulton Park International: 2.6920 miles
Date: 05/04/2025 Start: 10:33 Finish: 10:43

BMCRC-MRO Championships 2025 - Rnd 2 @ Oulton Park Int

ACU Team Green Junior Cup & Senior Ninjas & 250MZ

RACE 2 - STATISTICS

CLASS : MZ

13 Starters

Fastest Lap History

NO	NAME	LAP TIME	TIME OF DAY	LAP	VEHICLE
69	**Alexander MANN**	**2:04.828**	10:38:28.328	2	Mz TS 250
85	**Andrew WALES**	**2:04.286**	10:38:29.382	2	MZ ETZ 250

Leader History

NO	NAME	FROM LAP	LAPS LED	DISTANCE	VEHICLE
69	**Alexander MANN**	1	5	13.46 miles	Mz TS 250

Weather / Track : Cloudy / Dry

Oulton Park International: 2.6920 miles
Date: 05/04/2025 Start: 10:33 Finish: 10:43

TEAM GREEN JUNIOR CUP | Kawasaki SENIOR NINJA SERIES | BMZRC 250 MZS

BMCRC-MRO Championships 2025 - Rnd 2 @ Oulton Park Int

ACU Team Green Junior Cup & Senior Ninjas & 250MZ

RACE 12 - GRID (10 Laps)

ROW 16			46 **56** Russell TURNER
ROW 15	45 **21** Jack WOLFF	44 **22** Simon FINCH	43 **166** 2:18.366 Graeme LEWIS
ROW 14	42 **94** 2:13.688 Zac LEIGH	41 **9** 2:13.003 Gary HOWLETT	40 **32** 2:09.636 John ASHMEAD
ROW 13	39 **95** 2:08.649 Christopher ROGERS	38 **102** 2:08.152 Caleb WRIGHT	37 **13** 2:07.919 Gordon RYAN
ROW 12	36 **181** 2:06.314 Declan RYAN	35 **96** 2:06.101 Chris KENT	34 **37** 2:06.036 Harry LAMACRAFT
ROW 11	33 **75** 2:06.023 Peter WOODALL	32 **69** 2:04.705 Alexander MANN	31 **85** 2:04.286 Andrew WALES
ROW 10	30	29	28
ROW 9	27	26	25 **57** Richard BUCKHAM
ROW 8	24 **79** Sean CRONE	23 **125** Isabelle WINGATE	22 **27** Alfie GARROD
ROW 7	21 **217** Hudson COOPER	20 **124** 2:11.288 Harley BAKER	19 **82** 2:11.168 Joe DENNEY
ROW 6	18 **165** 2:10.033 Lilly RHODES	17 **66** 2:09.014 Mark SMITH	16 **33** 2:07.980 Patrick KLINGE
ROW 5	15 **0** 2:07.430 Peter HASLER	14 **25** 2:06.735 Chloe GLEESON	13 **164** 2:06.219 George COWIE
ROW 4	12 **43** 2:06.215 Mark SWARBRICK	11 **19** 2:06.032 Daniel FISHER	10 **58** 2:04.501 Max RHODES
ROW 3	9 **40** 2:04.206 Archie ORMROD	8 **65** 2:02.848 Konrad BREESE	7 **17** 2:01.898 Daryn BUSA
ROW 2	6 **6** 2:01.862 Kian BUSA	5 **112** 2:01.536 Ruben BRAY	4 **1** 2:00.958 Danny HUSKINSON
ROW 1	3 **30** 1:59.686 Lewis JONES	2 **7** 1:59.480 Travis ROOKER	1 **257** 1:58.645 Henry McCARTNEY **Pole**

These results are provisional until the conclusion of any judicial and technical matters.

Oulton Park International: 2.6920 miles

Clerk Of Course:	Timekeeper: *Craig Smith*	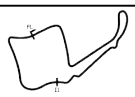

Results can be found at www.tsl-timing.com

Printed - 10:49 Saturday, 05 April 2025

TSL SPORTS TIMING TIMING SOLUTIONS LTD

MOTORCYCLE RACING ORGANISATION MRO

BMCRC-MRO Championships 2025 - Rnd 2 @ Oulton Park Int

ACU Team Green Junior Cup & Senior Ninjas & 250MZ

RACE 12 - CLASSIFICATION

Race Distance: 6 Laps / 16.15 miles

POS	NO	CL	PIC	NAME	ENTRY	LAPS	TIME	GAP	DIFF	MPH	BEST	ON	GRD	↑↓
1	257	J	1	Henry McCARTNEY	Kawasaki NINJA - ERECT SCAFFOLDING/ Dannywebb gp	6	11:56.823			81.11	1:58.250	6	1	0
2	217	J	2	Hudson COOPER	Kawasaki NINJA - Rides R Us	6	11:56.861	0.038	0.038	81.11	1:57.617	3	21	19
3	30	S	1	Lewis JONES	Kawasaki NINJA 400 -	6	11:57.403	0.580	0.542	81.05	1:57.539	4	3	0
4	7	J	3	Travis ROOKER	Kawasaki NINJA 400 - Swedish car connection	6	12:08.238	11.415	10.835	79.84	1:59.710	3	2	-2
5	17	S	2	Daryn BUSA	Kawasaki NINJA 400 - iActiveRC	6	12:23.367	26.544	15.129	78.22	2:02.451	2	7	2
6	1	S	3	Danny HUSKINSON	Kawasaki NINJA 400 - art of racing	6	12:23.461	26.638	0.094	78.21	2:02.344	6	4	-2
7	6	J	4	Kian BUSA	Kawasaki NINJA 400 - iActiveRC	6	12:23.747	26.924	0.286	78.18	2:02.725	6	6	-1
8	40	J	5	Archie ORMROD	Kawasaki NINJA 400 - Prestige Flooring	5	10:34.719	1 Lap	1 Lap	76.34	2:04.666	3	9	1
9	65	S	4	Konrad BREESE	Kawasaki NINJA 400 - STIHL Racing	5	10:34.985	1 Lap	0.266	76.31	2:05.577	3	8	-1
10	0	S	5	Peter HASLER	Kawasaki NINJA 400 - Art of racing	5	10:37.380	1 Lap	2.395	76.02	2:05.326	2	15	5
11	19	S	6	Daniel FISHER	Kawasaki NINJA -	5	10:39.440	1 Lap	2.060	75.77	2:05.869	4	11	0
12	25	J	6	Chloe GLEESON	Kawasaki NINJA - Sussex Independent Financial Advisers l	5	10:39.715	1 Lap	0.275	75.74	2:06.025	5	14	2
13	164	J	7	George COWIE	Kawasaki NINJA 300 - Faraldo racing	5	10:45.546	1 Lap	5.831	75.06	2:06.767	3	13	0
14	43	S	7	Mark SWARBRICK	Kawasaki NINJA 400 -	5	10:45.916	1 Lap	0.370	75.01	2:07.765	3	12	-2
15	79	J	8	Sean CRONE	Kawasaki - BD Racing	5	10:46.006	1 Lap	0.090	75.00	2:05.276	5	24	9
16	33	S	8	Patrick KLINGE	Kawasaki NINJA 400 - Klingklong Racing	5	10:46.824	1 Lap	0.818	74.91	2:06.444	5	16	0
17	165	J	9	Lilly RHODES	Kawasaki NINJA - Olivers mount Mototec	5	11:04.855	1 Lap	18.031	72.88	2:09.636	3	18	1
18	124	J	10	Harley BAKER	Kawasaki NINJA 400 -	5	11:05.101	1 Lap	0.246	72.85	2:10.105	3	20	2
19	66	S	9	Mark SMITH	Kawasaki EX300 - IMP RACING	5	11:05.616	1 Lap	0.515	72.79	2:10.260	2	17	-2
20	82	S	10	Joe DENNEY	Kawasaki NINJA 300 - SWC TRADE FRAMES LTD	5	11:09.337	1 Lap	3.721	72.39	2:11.023	3	19	-1
21	96	MZ	1	Chris KENT	MZ TS 250 -	5	11:10.001	1 Lap	0.664	72.32	2:06.290	5	30	9
22	37	MZ	2	Harry LAMACRAFT	MZ ETZ 250 - All Flower No Power	5	11:10.147	1 Lap	0.146	72.30	2:06.543	5	29	7
23	75	MZ	3	Peter WOODALL	MZ ETZ 250 - RevdCoin	5	11:10.296	1 Lap	0.149	72.29	2:06.778	5	28	5
24	181	MZ	4	Declan RYAN	MZ 250 - N/A	5	11:22.898	1 Lap	12.602	70.95	2:09.310	2	31	7
25	95	MZ	5	Christopher ROGERS	MZ ETZ 250 - CB Racing	5	11:23.035	1 Lap	0.137	70.94	2:09.462	3	34	9
26	102	MZ	6	Caleb WRIGHT	MZ 250 ETZ - Clover Investments	5	11:23.640	1 Lap	0.605	70.88	2:08.899	2	33	7
27	13	MZ	7	Gordon RYAN	MZ 250 - Prism Work Psychology	5	11:30.707	1 Lap	7.067	70.15	2:10.533	3	32	5
28	9	MZ	8	Gary HOWLETT	MZ TS250 - HS Racing	5	11:31.269	1 Lap	0.562	70.09	2:11.415	2	36	8
29	21	MZ	9	Jack WOLFF	MZ 250 - James MZ Racing	5	11:47.690	1 Lap	16.421	68.47	2:13.611	2	40	11
30	56	MZ	10	Russell TURNER	MZ 250 - TT Racing	5	12:18.104	1 Lap	30.414	65.64	2:20.689	2	41	11

NOT CLASSIFIED

DNF	112	J		Ruben BRAY	Kawasaki 300/400 -	5	10:26.154	1 Lap		77.38	2:02.192	4	5	
DNF	27	J		Alfie GARROD	Kawasaki NINJA 400 -	5	10:26.262	1 Lap	0.108	77.37	2:02.490	5	22	
DNF	32	MZ		John ASHMEAD	MZ 250 -	5	11:30.907	1 Lap	1:04.645	70.13	2:10.910	5	35	
DNF	58	J		Max RHODES	Kawasaki EX 400 - Oliver's mount Mototec	3	6:21.989	3 Laps	2 Laps	76.11	2:04.869	3	10	
DNF	85	MZ		Andrew WALES	MZ ETZ 250 - Show Control International	2	5:01.629	4 Laps	1 Lap	64.25			26	
DNF	69	MZ		Alexander MANN	Mz TS 250 - HS RACING	0							27	
DNF	94	MZ		Zac LEIGH	MZ 250 - Illuminate Design	0							37	
DNF	166	MZ		Graeme LEWIS	MZ 250 - Morris Racing Lubricants #MRL	0							38	

FASTEST LAP

30	S	Lewis JONES	Kawasaki NINJA 400 -	4	1:57.539	82.45 mph	132.69 kph
217	J	Hudson COOPER	Kawasaki NINJA - Rides R Us	3	1:57.617	82.39 mph	132.60 kph
96	MZ	Chris KENT	MZ TS 250 -	5	2:06.290	76.73 mph	123.49 kph

Class J - 92.5% of Race Speed = 75.02 mph
Class S - 92.5% of Race Speed = 74.97 mph
Class MZ - 92.5% of Race Speed = 66.89 mph

Red Flag (end of session): 15:31

Weather / Track : Sunny / Dry
These results are provisional until the conclusion of any judicial and technical matters.

Date: 05/04/2025 Start: 15:19 Finish: 15:29
Oulton Park International: 2.6920 miles

Clerk Of Course:	Timekeeper: Craig Smith	

Results can be found at www.tsl-timing.com

Printed - 15:38 Saturday, 05 April 2025

BMCRC-MRO Championships 2025 - Rnd 2 @ Oulton Park Int

ACU Team Green Junior Cup & Senior Ninjas & 250MZ

RACE 12 - LAP CHART

LAP 1 @ 15:21:03.853

NO	BEHIND	LAP TIME
257		2:03.363
30	1.710	2:05.073
7	1.960	2:05.323
217	3.132	2:06.495
6	4.476	2:07.839
1	4.568	2:07.931
17	5.039	2:08.402
40	8.232	2:11.595
65	8.660	2:12.023
58	8.752	2:12.115
112	8.910	2:12.273
0	9.812	2:13.175
27	9.902	2:13.265
43	10.400	2:13.763
25	10.497	2:13.860
19	11.271	2:14.634
164	12.556	2:15.919
66	14.148	2:17.511
33	14.368	2:17.731
165	15.034	2:18.397
79	15.614	2:18.977
124	16.794	2:20.157
82	18.295	2:21.658
96	36.536	2:39.899
85	36.643	2:40.006
37	37.085	2:40.448
75	37.873	2:41.236
181	39.212	2:42.575
95	39.516	2:42.879
102	40.214	2:43.577
13	40.513	2:43.876
32	40.790	2:44.153
9	40.975	2:44.338
21	43.839	2:47.202
56	49.894	2:53.257

LAP 2 @ 15:23:02.981

NO	BEHIND	LAP TIME
257		1:59.128
217	2.246	1:58.242
30	2.447	1:59.865
7	2.934	2:00.102
6	8.105	2:02.757
17	8.362	2:02.451
1	8.663	2:03.223
58	14.629	2:05.005
27	14.938	2:04.164
40	15.136	2:06.032
112	15.148	2:05.366
65	15.474	2:05.942
0	16.010	2:05.326
25	17.833	2:06.464
19	18.641	2:06.498
43	19.168	2:07.896
164	20.591	2:07.163
33	23.372	2:08.132
79	25.146	2:08.660
66	25.280	2:10.260
165	25.919	2:10.013
124	28.219	2:10.553
82	31.148	2:11.981
37	46.025	2:08.068
75	46.135	2:07.390
96	46.401	2:08.993
181	49.394	2:09.310
95	49.934	2:09.546
102	49.985	2:08.899
9	53.262	2:11.415
32	53.459	2:11.797
13	54.713	2:13.328
21	58.322	2:13.611
85	59.138	2:21.623 P
56	1:11.455	2:20.689

LAP 3 @ 15:25:01.885

NO	BEHIND	LAP TIME
257		1:58.904
217	0.959	1:57.617
30	1.447	1:57.904
7	3.740	1:59.710
17	13.238	2:03.780
6	13.500	2:04.299
1	13.726	2:03.967
27	19.882	2:03.848
112	20.028	2:03.784
58	20.594	2:04.869
40	20.898	2:04.666
65	22.147	2:05.577
0	22.715	2:05.609
25	25.565	2:06.636
19	25.943	2:06.206
43	28.029	2:07.765
164	28.454	2:06.767
33	31.719	2:07.251
79	33.657	2:07.415
165	36.651	2:09.636
66	37.946	2:11.570
124	39.420	2:10.105
82	43.267	2:11.023
75	54.402	2:07.171
37	54.493	2:07.372
96	54.708	2:07.211
181	1:00.305	2:09.815
95	1:00.492	2:09.462
102	1:00.828	2:09.747
13	1:06.342	2:10.533
9	1:06.708	2:12.350
32	1:06.819	2:12.264
21	1:15.983	2:16.565
56	1:33.808	2:21.257

LAP 4 @ 15:27:00.527

NO	BEHIND	LAP TIME
257		1:58.642
217	0.095	1:57.778
30	0.344	1:57.539
7	5.240	2:00.142
17	17.451	2:02.855
1	18.004	2:02.920
6	18.091	2:03.233
112	23.578	2:02.192
27	23.735	2:02.495
40	28.217	2:05.961
65	29.107	2:05.602
0	29.502	2:05.429
19	33.170	2:05.869
25	33.653	2:06.730
164	37.821	2:08.009
43	38.015	2:08.628
33	40.343	2:07.266
79	40.693	2:05.678
165	51.916	2:13.907
66	52.388	2:13.084
124	52.790	2:12.012
82	57.644	2:13.019
75	1:03.481	2:07.721
37	1:03.567	2:07.716
96	1:03.674	2:07.608
102	1:12.218	2:10.032
181	1:12.337	2:10.674
95	1:12.488	2:10.638
13	1:19.220	2:11.520
9	1:19.726	2:11.660
32	1:19.960	2:11.783
21	1:32.397	2:15.056
56	1:56.193	2:21.027

LAP 5 @ 15:28:59.061

NO	BEHIND	LAP TIME
217		1:58.439
257	0.002	1:58.536
30	0.277	1:58.467
7	8.677	2:01.971
17	21.883	2:02.966
6	22.451	2:02.894
1	22.546	2:03.076
112	27.583	2:02.539
27	27.691	2:02.490
40	36.148	2:06.465
65	36.414	2:05.841
0	38.809	2:07.841
19	40.869	2:06.233
25	41.144	2:06.025
164	46.975	2:07.688
43	47.345	2:07.864
79	47.435	2:05.276
33	48.253	2:06.444
165	1:06.284	2:12.902
124	1:06.530	2:12.274
66	1:07.045	2:13.191
82	1:10.766	2:11.656
96	1:11.430	2:06.290
37	1:11.576	2:06.543
75	1:11.725	2:06.778
181	1:24.327	2:10.524
95	1:24.464	2:10.510
102	1:25.069	2:11.385
13	1:32.136	2:11.450
32	1:32.336	2:10.910
9	1:32.698	2:11.506
21	1:49.119	2:15.256

LAP 6 @ 15:30:57.313

NO	BEHIND	LAP TIME
257		1:58.250
217	0.038	1:58.290
30	0.580	1:58.555
7	11.415	2:00.990
56	1 Lap	2:21.874
17	26.544	2:02.913
1	26.638	2:02.344
6	26.924	2:02.725

Weather / Track : Sunny / Dry

Oulton Park International: 2.6920 miles
Date: 05/04/2025 Start: 15:19 Finish: 15:29

Results can be found at www.tsl-timing.com

Printed - 15:39 Saturday, 05 April 2025

BMCRC-MRO Championships 2025 - Rnd 2 @ Oulton Park Int

ACU Team Green Junior Cup & Senior Ninjas & 250MZ

RACE 12 - POSITION CHART

		Lap	1	2	3	4	5	6
No	Name	Pos						
257	McCARTNEY	1	257	257	257	257	217	257
7	ROOKER	2	30	217	217	217	257	217
30	JONES	3	7	30	30	30	30	30
1	HUSKINSON	4	217	7	7	7	7	7
112	BRAY	5	6	6	17	17	17	17
6	BUSA	6	1	17	6	1	6	1
17	BUSA	7	17	1	1	6	1	6
65	BREESE	8	40	58	27	112	112	
40	ORMROD	9	65	27	112	27	27	
58	RHODES	10	58	40	58	40	40	
19	FISHER	11	112	112	40	65	65	
43	SWARBRICK	12	0	65	65	0	0	
164	COWIE	13	27	0	0	19	19	
25	GLEESON	14	43	25	25	25	25	
0	HASLER	15	25	19	19	164	164	
33	KLINGE	16	19	43	43	43	43	
66	SMITH	17	164	164	164	33	79	
165	RHODES	18	66	33	33	79	33	
82	DENNEY	19	33	79	79	165	165	
124	BAKER	20	165	66	165	66	124	
217	COOPER	21	79	165	66	124	66	
27	GARROD	22	124	124	124	82	82	
79	CRONE	23	82	82	82	75	96	
85	WALES	24	96	37	75	37	37	
69	MANN	25	85	75	37	96	75	
75	WOODALL	26	37	96	96	102	181	
37	LAMACRAFT	27	75	181	181	181	95	
96	KENT	28	181	95	95	95	102	
181	RYAN	29	95	102	102	13	13	
13	RYAN	30	102	9	13	9	32	
102	WRIGHT	31	13	32	9	32	9	
95	ROGERS	32	32	13	32	21	21	
32	ASHMEAD	33	9	21	21	56	56	
9	HOWLETT	34	21	*85*	56			
94	LEIGH	35	56	56				
166	LEWIS	36						
21	WOLFF	37						
56	TURNER	38						

Weather / Track : Sunny / Dry

Oulton Park International: 2.6920 miles
Date: 05/04/2025 Start: 15:19 Finish: 15:29

Results can be found at www.tsl-timing.com

Printed - 15:39 Saturday, 05 April 2025

BMCRC-MRO Championships 2025 - Rnd 2 @ Oulton Park Int

ACU Team Green Junior Cup & Senior Ninjas & 250MZ

RACE 12 - SECTOR ANALYSIS

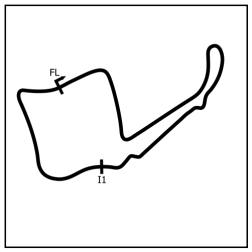

SECTOR 1 = FL to I1, SECTOR 2 = I1 to FL, DIFF = Difference To Personal Best Lap, P = Crossed Finish Line in Pit Lane, D = Time Disallowed

P1 257 J Henry McCARTNEY Kawasaki NINJA - ERECT SCAFFOLDING/ Dannywebb gp can

IDEAL LAP TIME : 1:58.250 BEST LAP TIME : 1:58.250 DIFFERENCE : 0.000

LAP	SECTOR 1	SECTOR 2	LAP TIME	MPH	DIFF	TIME OF DAY
1 -		33.251	2:03.363	78.55	5.113	15:21:03.853
2 -	1:25.920	33.208	1:59.128	81.35	0.878	15:23:02.981
3 -	1:25.788	33.116	1:58.904	81.50	0.654	15:25:01.885
4 -	1:25.546	33.096	1:58.642 (3)	81.68	0.392	15:27:00.527
5 -	1:25.514	33.022	1:58.536 (2)	81.75	0.286	15:28:59.063
6 -	***1:25.320***	***32.930***	***1:58.250 (1)***	***81.95***		***15:30:57.313***

P2 217 J Hudson COOPER Kawasaki NINJA - Rides R Us

IDEAL LAP TIME : 1:57.509 BEST LAP TIME : 1:57.617 DIFFERENCE : 0.108

LAP	SECTOR 1	SECTOR 2	LAP TIME	MPH	DIFF	TIME OF DAY
1 -		32.897	2:06.495	76.61	8.878	15:21:06.985
2 -	1:25.242	33.000	1:58.242 (3)	81.96	0.625	15:23:05.227
3 -	1:24.842	***32.775***	***1:57.617 (1)***	***82.39***		***15:25:02.844***
4 -	***1:24.734***	33.044	1:57.778 (2)	82.28	0.161	15:27:00.622
5 -	1:25.538	32.901	1:58.439	81.82	0.822	15:28:59.061
6 -	1:25.428	32.862	1:58.290	81.92	0.673	15:30:57.351

P3 30 S Lewis JONES Kawasaki NINJA 400 -

IDEAL LAP TIME : 1:57.137 BEST LAP TIME : 1:57.539 DIFFERENCE : 0.402

LAP	SECTOR 1	SECTOR 2	LAP TIME	MPH	DIFF	TIME OF DAY
1 -		33.473	2:05.073	77.48	7.534	15:21:05.563
2 -	1:26.362	33.503	1:59.865	80.85	2.326	15:23:05.428
3 -	1:25.080	32.824	1:57.904 (2)	82.19	0.365	15:25:03.332
4 -	***1:24.392***	33.147	***1:57.539 (1)***	***82.45***		***15:27:00.871***
5 -	1:25.462	33.005	1:58.467 (3)	81.80	0.928	15:28:59.338
6 -	1:25.810	***32.745***	1:58.555	81.74	1.016	15:30:57.893

P4 7 J Travis ROOKER Kawasaki NINJA 400 - Swedish car connection

IDEAL LAP TIME : 1:59.348 BEST LAP TIME : 1:59.710 DIFFERENCE : 0.362

LAP	SECTOR 1	SECTOR 2	LAP TIME	MPH	DIFF	TIME OF DAY
1 -		33.917	2:05.323	77.33	5.613	15:21:05.813
2 -	1:26.682	***33.420***	2:00.102 (2)	80.69	0.392	15:23:05.915
3 -	***1:25.928***	33.782	***1:59.710 (1)***	***80.95***		***15:25:05.625***
4 -	1:26.203	33.939	2:00.142 (3)	80.66	0.432	15:27:05.767
5 -	1:27.990	33.981	2:01.971	79.45	2.261	15:29:07.738
6 -	1:27.047	33.943	2:00.990	80.10	1.280	15:31:08.728

P5 17 S Daryn BUSA Kawasaki NINJA 400 - iActiveRC

IDEAL LAP TIME : 2:02.216 BEST LAP TIME : 2:02.451 DIFFERENCE : 0.235

LAP	SECTOR 1	SECTOR 2	LAP TIME	MPH	DIFF	TIME OF DAY
1 -		***33.920***	2:08.402	75.47	5.951	15:21:08.892
2 -	1:28.328	34.123	***2:02.451 (1)***	***79.14***		***15:23:11.343***
3 -	1:29.388	34.392	2:03.780	78.29	1.329	15:25:15.123
4 -	1:28.468	34.387	2:02.855 (2)	78.88	0.404	15:27:17.978
5 -	1:28.754	34.212	2:02.966	78.81	0.515	15:29:20.944
6 -	***1:28.296***	34.617	2:02.913 (3)	78.84	0.462	15:31:23.857

P6 1 S Danny HUSKINSON Kawasaki NINJA 400 - art of racing

IDEAL LAP TIME : 2:01.517 BEST LAP TIME : 2:02.344 DIFFERENCE : 0.827

LAP	SECTOR 1	SECTOR 2	LAP TIME	MPH	DIFF	TIME OF DAY
1 -		***33.871***	2:07.931	75.75	5.587	15:21:08.421
2 -	1:28.976	34.247	2:03.223	78.64	0.879	15:23:11.644
3 -	1:29.809	34.158	2:03.967	78.17	1.623	15:25:15.611
4 -	1:28.708	34.212	2:02.920 (2)	78.84	0.576	15:27:18.531
5 -	1:28.983	34.093	2:03.076 (3)	78.74	0.732	15:29:21.607
6 -	***1:27.646***	34.698	***2:02.344 (1)***	***79.21***		***15:31:23.951***

Weather / Track : Sunny / Dry

Oulton Park International: 2.6920 miles
Date: 05/04/2025 Start: 15:19 Finish: 15:29

BMCRC-MRO Championships 2025 - Rnd 2 @ Oulton Park Int

ACU Team Green Junior Cup & Senior Ninjas & 250MZ

RACE 12 - SECTOR ANALYSIS

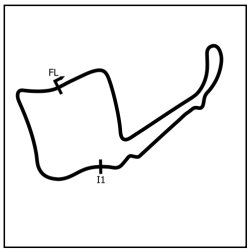

SECTOR 1 = FL to I1, SECTOR 2 = I1 to FL, DIFF = Difference To Personal Best Lap, P = Crossed Finish Line in Pit Lane, D = Time Disallowed

P7 6 J Kian BUSA Kawasaki NINJA 400 - iActiveRC

IDEAL LAP TIME : 2:02.524 BEST LAP TIME : 2:02.725 DIFFERENCE : 0.201

LAP	SECTOR 1	SECTOR 2	LAP TIME	MPH	DIFF	TIME OF DAY
1 -		34.095	2:07.839	75.80	5.114	15:21:08.329
2 -	***1:28.522***	34.235	2:02.757 **(2)**	78.94	0.032	15:23:11.086
3 -	1:30.087	34.212	2:04.299	77.96	1.574	15:25:15.385
4 -	1:28.844	34.389	2:03.233	78.64	0.508	15:27:18.618
5 -	1:28.571	34.323	2:02.894 **(3)**	78.85	0.169	15:29:21.512
6 -	1:28.723	***34.002***	***2:02.725*** **(1)**	***78.96***		***15:31:24.237***

P8 40 J Archie ORMROD Kawasaki NINJA 400 - Prestige Flooring

IDEAL LAP TIME : 2:04.666 BEST LAP TIME : 2:04.666 DIFFERENCE : 0.000

LAP	SECTOR 1	SECTOR 2	LAP TIME	MPH	DIFF	TIME OF DAY
1 -		34.839	2:11.595	73.64	6.929	15:21:12.085
2 -	1:31.586	34.446	2:06.032 **(3)**	76.89	1.366	15:23:18.117
3 -	***1:30.717***	***33.949***	***2:04.666*** **(1)**	***77.73***		***15:25:22.783***
4 -	1:31.223	34.738	2:05.961 **(2)**	76.93	1.295	15:27:28.744
5 -	1:31.719	34.746	2:06.465	76.63	1.799	15:29:35.209

P9 65 S Konrad BREESE Kawasaki NINJA 400 - STIHL Racing

IDEAL LAP TIME : 2:05.237 BEST LAP TIME : 2:05.577 DIFFERENCE : 0.340

LAP	SECTOR 1	SECTOR 2	LAP TIME	MPH	DIFF	TIME OF DAY
1 -		35.382	2:12.023	73.40	6.446	15:21:12.513
2 -	1:31.469	***34.473***	2:05.942	76.95	0.365	15:23:18.455
3 -	1:31.061	34.516	***2:05.577*** **(1)**	***77.17***		***15:25:24.032***
4 -	***1:30.764***	34.838	2:05.602 **(2)**	77.15	0.025	15:27:29.634
5 -	1:30.950	34.891	2:05.841 **(3)**	77.01	0.264	15:29:35.475

P10 0 S Peter HASLER Kawasaki NINJA 400 - Art of racing

IDEAL LAP TIME : 2:05.277 BEST LAP TIME : 2:05.326 DIFFERENCE : 0.049

LAP	SECTOR 1	SECTOR 2	LAP TIME	MPH	DIFF	TIME OF DAY
1 -		***34.769***	2:13.175	72.77	7.849	15:21:13.665
2 -	1:30.549	34.777	***2:05.326*** **(1)**	***77.32***		***15:23:18.991***
3 -	1:30.743	34.866	2:05.609 **(3)**	77.15	0.283	15:25:24.600
4 -	***1:30.508***	34.921	2:05.429 **(2)**	77.26	0.103	15:27:30.029
5 -	1:32.122	35.719	2:07.841	75.80	2.515	15:29:37.870

P11 19 S Daniel FISHER Kawasaki NINJA -

IDEAL LAP TIME : 2:05.868 BEST LAP TIME : 2:05.869 DIFFERENCE : 0.001

LAP	SECTOR 1	SECTOR 2	LAP TIME	MPH	DIFF	TIME OF DAY
1 -		35.278	2:14.634	71.98	8.765	15:21:15.124
2 -	1:31.591	34.907	2:06.498	76.61	0.629	15:23:21.622
3 -	***1:30.971***	35.235	2:06.206 **(2)**	76.78	0.337	15:25:27.828
4 -	1:30.972	***34.897***	***2:05.869*** **(1)**	***76.99***		***15:27:33.697***
5 -	1:31.174	35.059	2:06.233 **(3)**	76.77	0.364	15:29:39.930

P12 25 J Chloe GLEESON Kawasaki NINJA - Sussex Independent Financial Advisers Ltd

IDEAL LAP TIME : 2:06.025 BEST LAP TIME : 2:06.025 DIFFERENCE : 0.000

LAP	SECTOR 1	SECTOR 2	LAP TIME	MPH	DIFF	TIME OF DAY
1 -		34.835	2:13.860	72.39	7.835	15:21:14.350
2 -	1:31.698	34.766	2:06.464 **(2)**	76.63	0.439	15:23:20.814
3 -	1:31.580	35.056	2:06.636 **(3)**	76.52	0.611	15:25:27.450
4 -	1:31.976	34.754	2:06.730	76.47	0.705	15:27:34.180
5 -	***1:31.324***	***34.701***	***2:06.025*** **(1)**	***76.89***		***15:29:40.205***

Weather / Track : Sunny / Dry

Oulton Park International: 2.6920 miles
Date: 05/04/2025 Start: 15:19 Finish: 15:29

BMCRC-MRO Championships 2025 - Rnd 2 @ Oulton Park Int

ACU Team Green Junior Cup & Senior Ninjas & 250MZ

RACE 12 - SECTOR ANALYSIS

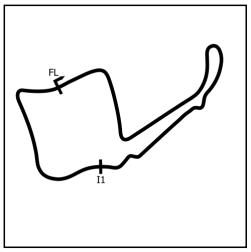

SECTOR 1 = FL to I1, SECTOR 2 = I1 to FL, DIFF = Difference To Personal Best Lap, P = Crossed Finish Line in Pit Lane, D = Time Disallowed

P13 164 J George COWIE Kawasaki NINJA 300 - Faraldo racing

IDEAL LAP TIME : 2:06.587 BEST LAP TIME : 2:06.767 DIFFERENCE : 0.180

LAP	SECTOR 1	SECTOR 2	LAP TIME	MPH	DIFF	TIME OF DAY
1 -		35.164	2:15.919	71.30	9.152	15:21:16.409
2 -	1:32.061	***35.102***	2:07.163 **(2)**	76.21	0.396	15:23:23.572
3 -	***1:31.485***	35.282	***2:06.767*** **(1)**	***76.44***		***15:25:30.339***
4 -	1:32.584	35.425	2:08.009	75.70	1.242	15:27:38.348
5 -	1:32.119	35.569	2:07.688 **(3)**	75.89	0.921	15:29:46.036

P14 43 S Mark SWARBRICK Kawasaki NINJA 400 -

IDEAL LAP TIME : 2:07.194 BEST LAP TIME : 2:07.765 DIFFERENCE : 0.571

LAP	SECTOR 1	SECTOR 2	LAP TIME	MPH	DIFF	TIME OF DAY
1 -		35.446	2:13.763	72.45	5.998	15:21:14.253
2 -	1:32.544	***35.352***	2:07.896 **(3)**	75.77	0.131	15:23:22.149
3 -	***1:31.842***	35.923	***2:07.765*** **(1)**	***75.85***		***15:25:29.914***
4 -	1:32.654	35.974	2:08.628	75.34	0.863	15:27:38.542
5 -	1:32.333	35.531	2:07.864 **(2)**	75.79	0.099	15:29:46.406

P15 79 J Sean CRONE Kawasaki - BD Racing

IDEAL LAP TIME : 2:05.150 BEST LAP TIME : 2:05.276 DIFFERENCE : 0.126

LAP	SECTOR 1	SECTOR 2	LAP TIME	MPH	DIFF	TIME OF DAY
1 -		35.593	2:18.977	69.73	13.701	15:21:19.467
2 -	1:32.978	35.682	2:08.660	75.32	3.384	15:23:28.127
3 -	1:31.866	35.549	2:07.415 **(3)**	76.06	2.139	15:25:35.542
4 -	1:30.679	***34.999***	2:05.678 **(2)**	77.11	0.402	15:27:41.220
5 -	***1:30.151***	35.125	***2:05.276*** **(1)**	***77.35***		***15:29:46.496***

P16 33 S Patrick KLINGE Kawasaki NINJA 400 - Klingklong Racing

IDEAL LAP TIME : 2:06.231 BEST LAP TIME : 2:06.444 DIFFERENCE : 0.213

LAP	SECTOR 1	SECTOR 2	LAP TIME	MPH	DIFF	TIME OF DAY
1 -		35.354	2:17.731	70.36	11.287	15:21:18.221
2 -	1:32.987	35.145	2:08.132	75.63	1.688	15:23:26.353
3 -	1:32.239	***35.012***	2:07.251 **(2)**	76.15	0.807	15:25:33.604
4 -	1:32.051	35.215	2:07.266 **(3)**	76.14	0.822	15:27:40.870
5 -	***1:31.219***	35.225	***2:06.444*** **(1)**	***76.64***		***15:29:47.314***

P17 165 J Lilly RHODES Kawasaki NINJA - Olivers mount Mototec

IDEAL LAP TIME : 2:09.147 BEST LAP TIME : 2:09.636 DIFFERENCE : 0.489

LAP	SECTOR 1	SECTOR 2	LAP TIME	MPH	DIFF	TIME OF DAY
1 -		***35.721***	2:18.397	70.02	8.761	15:21:18.887
2 -	1:34.112	35.901	2:10.013 **(2)**	74.54	0.377	15:23:28.900
3 -	***1:33.426***	36.210	***2:09.636*** **(1)**	***74.75***		***15:25:38.536***
4 -	1:37.010	36.897	2:13.907	72.37	4.271	15:27:52.443
5 -	1:36.265	36.637	2:12.902 **(3)**	72.92	3.266	15:30:05.345

P18 124 J Harley BAKER Kawasaki NINJA 400 -

IDEAL LAP TIME : 2:10.005 BEST LAP TIME : 2:10.105 DIFFERENCE : 0.100

LAP	SECTOR 1	SECTOR 2	LAP TIME	MPH	DIFF	TIME OF DAY
1 -		36.058	2:20.157	69.14	10.052	15:21:20.647
2 -	1:34.518	36.035	2:10.553 **(2)**	74.23	0.448	15:23:31.200
3 -	***1:34.217***	35.888	***2:10.105*** **(1)**	***74.48***		***15:25:41.305***
4 -	1:36.224	***35.788***	2:12.012 **(3)**	73.41	1.907	15:27:53.317
5 -	1:35.475	36.799	2:12.274	73.26	2.169	15:30:05.591

BMCRC-MRO Championships 2025 - Rnd 2 @ Oulton Park Int

ACU Team Green Junior Cup & Senior Ninjas & 250MZ

RACE 12 - SECTOR ANALYSIS

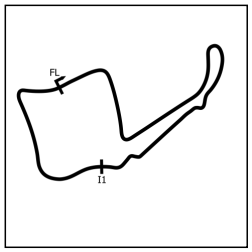

SECTOR 1 = FL to I1, SECTOR 2 = I1 to FL, DIFF = Difference To Personal Best Lap, P = Crossed Finish Line in Pit Lane, D = Time Disallowed

P19 66 S Mark SMITH Kawasaki EX300 - IMP RACING

IDEAL LAP TIME : 2:09.991 BEST LAP TIME : 2:10.260 DIFFERENCE : 0.269

LAP	SECTOR 1	SECTOR 2	LAP TIME	MPH	DIFF	TIME OF DAY
1 -		***35.855***	2:17.511	70.47	7.251	15:21:18.001
2 -	***1:34.136***	36.124	***2:10.260 (1)***	***74.39***		***15:23:28.261***
3 -	1:35.206	36.364	2:11.570 **(2)**	73.65	1.310	15:25:39.831
4 -	1:36.187	36.897	2:13.084 **(3)**	72.82	2.824	15:27:52.915
5 -	1:36.289	36.902	2:13.191	72.76	2.931	15:30:06.106

P20 82 S Joe DENNEY Kawasaki NINJA 300 - SWC TRADE FRAMES LTD

IDEAL LAP TIME : 2:10.723 BEST LAP TIME : 2:11.023 DIFFERENCE : 0.300

LAP	SECTOR 1	SECTOR 2	LAP TIME	MPH	DIFF	TIME OF DAY
1 -		***36.052***	2:21.658	68.41	10.635	15:21:22.148
2 -	1:35.492	36.489	2:11.981 **(3)**	73.42	0.958	15:23:34.129
3 -	***1:34.671***	36.352	***2:11.023 (1)***	***73.96***		***15:25:45.152***
4 -	1:36.256	36.763	2:13.019	72.85	1.996	15:27:58.171
5 -	1:35.195	36.461	2:11.656 **(2)**	73.61	0.633	15:30:09.827

P21 96 MZ Chris KENT MZ TS 250 -

IDEAL LAP TIME : 2:06.290 BEST LAP TIME : 2:06.290 DIFFERENCE : 0.000

LAP	SECTOR 1	SECTOR 2	LAP TIME	MPH	DIFF	TIME OF DAY
1 -		35.247	2:39.899	60.60	33.609	15:21:40.389
2 -	1:32.695	36.298	2:08.993	75.13	2.703	15:23:49.382
3 -	1:31.761	35.450	2:07.211 **(2)**	76.18	0.921	15:25:56.593
4 -	1:31.814	35.794	2:07.608 **(3)**	75.94	1.318	15:28:04.201
5 -	***1:31.220***	***35.070***	***2:06.290 (1)***	***76.73***		***15:30:10.491***

P22 37 MZ Harry LAMACRAFT MZ ETZ 250 - All Flower No Power

IDEAL LAP TIME : 2:06.182 BEST LAP TIME : 2:06.543 DIFFERENCE : 0.361

LAP	SECTOR 1	SECTOR 2	LAP TIME	MPH	DIFF	TIME OF DAY
1 -		***35.305***	2:40.448	60.40	33.905	15:21:40.938
2 -	1:32.096	35.972	2:08.068	75.67	1.525	15:23:49.006
3 -	1:31.444	35.928	2:07.372 **(2)**	76.08	0.829	15:25:56.378
4 -	1:31.657	36.059	2:07.716 **(3)**	75.88	1.173	15:28:04.094
5 -	***1:30.877***	35.666	***2:06.543 (1)***	***76.58***		***15:30:10.637***

P23 75 MZ Peter WOODALL MZ ETZ 250 - RevdCoin

IDEAL LAP TIME : 2:06.665 BEST LAP TIME : 2:06.778 DIFFERENCE : 0.113

LAP	SECTOR 1	SECTOR 2	LAP TIME	MPH	DIFF	TIME OF DAY
1 -		35.229	2:41.236	60.10	34.458	15:21:41.726
2 -	***1:31.635***	35.755	2:07.390 **(3)**	76.07	0.612	15:23:49.116
3 -	1:31.752	35.419	2:07.171 **(2)**	76.20	0.393	15:25:56.287
4 -	1:31.925	35.796	2:07.721	75.87	0.943	15:28:04.008
5 -	1:31.748	***35.030***	***2:06.778 (1)***	***76.44***		***15:30:10.786***

P24 181 MZ Declan RYAN MZ 250 - N/A

IDEAL LAP TIME : 2:08.963 BEST LAP TIME : 2:09.310 DIFFERENCE : 0.347

LAP	SECTOR 1	SECTOR 2	LAP TIME	MPH	DIFF	TIME OF DAY
1 -		***35.806***	2:42.575	59.61	33.265	15:21:43.065
2 -	***1:33.157***	36.153	***2:09.310 (1)***	***74.94***		***15:23:52.375***
3 -	1:33.270	36.545	2:09.815 **(2)**	74.65	0.505	15:26:02.190
4 -	1:33.770	36.904	2:10.674	74.16	1.364	15:28:12.864
5 -	1:34.055	36.469	2:10.524 **(3)**	74.24	1.214	15:30:23.388

Weather / Track : Sunny / Dry

Oulton Park International: 2.6920 miles
Date: 05/04/2025 Start: 15:19 Finish: 15:29

BMCRC-MRO Championships 2025 - Rnd 2 @ Oulton Park Int

ACU Team Green Junior Cup & Senior Ninjas & 250MZ

RACE 12 - SECTOR ANALYSIS

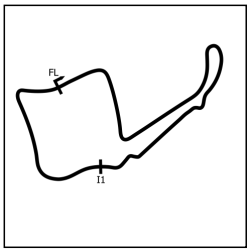

SECTOR 1 = FL to I1, SECTOR 2 = I1 to FL, DIFF = Difference To Personal Best Lap, P = Crossed Finish Line in Pit Lane, D = Time Disallowed

P25 95 MZ Christopher ROGERS — MZ ETZ 250 - CB Racing

IDEAL LAP TIME : 2:09.054 BEST LAP TIME : 2:09.462 DIFFERENCE : 0.408

LAP	SECTOR 1	SECTOR 2	LAP TIME	MPH	DIFF	TIME OF DAY
1 -		***35.927***	2:42.879	59.49	33.417	15:21:43.369
2 -	1:33.325	36.221	2:09.546 **(2)**	74.80	0.084	15:23:52.915
3 -	***1:33.127***	36.335	***2:09.462*** **(1)**	***74.85***		***15:26:02.377***
4 -	1:33.908	36.730	2:10.638	74.18	1.176	15:28:13.015
5 -	1:34.523	35.987	2:10.510 **(3)**	74.25	1.048	15:30:23.525

P26 102 MZ Caleb WRIGHT — MZ 250 ETZ - Clover Investments

IDEAL LAP TIME : 2:08.675 BEST LAP TIME : 2:08.899 DIFFERENCE : 0.224

LAP	SECTOR 1	SECTOR 2	LAP TIME	MPH	DIFF	TIME OF DAY
1 -		***35.519***	2:43.577	59.24	34.678	15:21:44.067
2 -	***1:33.156***	35.743	***2:08.899*** **(1)**	***75.18***		***15:23:52.966***
3 -	1:34.111	35.636	2:09.747 **(2)**	74.69	0.848	15:26:02.713
4 -	1:33.860	36.172	2:10.032 **(3)**	74.53	1.133	15:28:12.745
5 -	1:34.981	36.404	2:11.385	73.76	2.486	15:30:24.130

P27 13 MZ Gordon RYAN — MZ 250 - Prism Work Psychology

IDEAL LAP TIME : 2:09.887 BEST LAP TIME : 2:10.533 DIFFERENCE : 0.646

LAP	SECTOR 1	SECTOR 2	LAP TIME	MPH	DIFF	TIME OF DAY
1 -		***35.582***	2:43.876	59.13	33.343	15:21:44.366
2 -	1:37.164	36.164	2:13.328	72.68	2.795	15:23:57.694
3 -	***1:34.305***	36.228	***2:10.533*** **(1)**	***74.24***		***15:26:08.227***
4 -	1:35.172	36.348	2:11.520 **(3)**	73.68	0.987	15:28:19.747
5 -	1:35.010	36.440	2:11.450 **(2)**	73.72	0.917	15:30:31.197

P28 9 MZ Gary HOWLETT — MZ TS250 - HS Racing

IDEAL LAP TIME : 2:10.266 BEST LAP TIME : 2:11.415 DIFFERENCE : 1.149

LAP	SECTOR 1	SECTOR 2	LAP TIME	MPH	DIFF	TIME OF DAY
1 -		***35.398***	2:44.338	58.97	32.923	15:21:44.828
2 -	***1:34.868***	36.547	***2:11.415*** **(1)**	***73.74***		***15:23:56.243***
3 -	1:34.990	37.360	2:12.350	73.22	0.935	15:26:08.593
4 -	1:35.346	36.314	2:11.660 **(3)**	73.60	0.245	15:28:20.253
5 -	1:35.336	36.170	2:11.506 **(2)**	73.69	0.091	15:30:31.759

P29 21 MZ Jack WOLFF — MZ 250 - James MZ Racing

IDEAL LAP TIME : 2:12.870 BEST LAP TIME : 2:13.611 DIFFERENCE : 0.741

LAP	SECTOR 1	SECTOR 2	LAP TIME	MPH	DIFF	TIME OF DAY
1 -		***36.849***	2:47.202	57.96	33.591	15:21:47.692
2 -	***1:36.021***	37.590	***2:13.611*** **(1)**	***72.53***		***15:24:01.303***
3 -	1:38.558	38.007	2:16.565	70.96	2.954	15:26:17.868
4 -	1:37.387	37.669	2:15.056 **(2)**	71.75	1.445	15:28:32.924
5 -	1:37.082	38.174	2:15.256 **(3)**	71.65	1.645	15:30:48.180

P30 56 MZ Russell TURNER — MZ 250 - TT Racing

IDEAL LAP TIME : 2:19.652 BEST LAP TIME : 2:20.689 DIFFERENCE : 1.037

LAP	SECTOR 1	SECTOR 2	LAP TIME	MPH	DIFF	TIME OF DAY
1 -		39.320	2:53.257	55.93	32.568	15:21:53.747
2 -	***1:40.414***	40.275	***2:20.689*** **(1)**	***68.88***		***15:24:14.436***
3 -	1:41.658	39.599	2:21.257 **(3)**	68.60	0.568	15:26:35.693
4 -	1:41.789	***39.238***	2:21.027 **(2)**	68.71	0.338	15:28:56.720
5 -	1:41.826	40.048	2:21.874	68.30	1.185	15:31:18.594

BMCRC-MRO Championships 2025 - Rnd 2 @ Oulton Park Int

ACU Team Green Junior Cup & Senior Ninjas & 250MZ

RACE 12 - SECTOR ANALYSIS

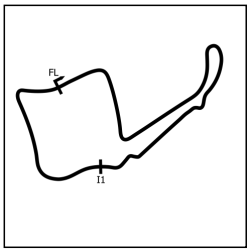

SECTOR 1 = FL to I1, SECTOR 2 = I1 to FL, DIFF = Difference To Personal Best Lap, P = Crossed Finish Line in Pit Lane, D = Time Disallowed

P31 112 J Ruben BRAY Kawasaki 300/400 -

IDEAL LAP TIME : 2:02.035 BEST LAP TIME : 2:02.192 DIFFERENCE : 0.157

LAP	SECTOR 1	SECTOR 2	LAP TIME	MPH	DIFF	TIME OF DAY
1 -		35.389	2:12.273	73.26	10.081	15:21:12.763
2 -	1:30.316	35.050	2:05.366	77.30	3.174	15:23:18.129
3 -	1:29.819	***33.965***	2:03.784 **(3)**	78.29	1.592	15:25:21.913
4 -	***1:28.070***	34.122	***2:02.192*** **(1)**	***79.31***		***15:27:24.105***
5 -	1:28.451	34.088	2:02.539 **(2)**	79.08	0.347	15:29:26.644

P32 27 J Alfie GARROD Kawasaki NINJA 400 -

IDEAL LAP TIME : 2:02.150 BEST LAP TIME : 2:02.490 DIFFERENCE : 0.340

LAP	SECTOR 1	SECTOR 2	LAP TIME	MPH	DIFF	TIME OF DAY
1 -		34.327	2:13.265	72.72	10.775	15:21:13.755
2 -	1:29.275	34.889	2:04.164	78.05	1.674	15:23:17.919
3 -	1:29.296	34.552	2:03.848 **(3)**	78.25	1.358	15:25:21.767
4 -	1:28.441	***34.054***	2:02.495 **(2)**	79.11	0.005	15:27:24.262
5 -	***1:28.096***	34.394	***2:02.490*** **(1)**	***79.11***		***15:29:26.752***

P33 32 MZ John ASHMEAD MZ 250 -

IDEAL LAP TIME : 2:10.164 BEST LAP TIME : 2:10.910 DIFFERENCE : 0.746

LAP	SECTOR 1	SECTOR 2	LAP TIME	MPH	DIFF	TIME OF DAY
1 -		***35.528***	2:44.153	59.03	33.243	15:21:44.643
2 -	1:35.149	36.648	2:11.797 **(3)**	73.53	0.887	15:23:56.440
3 -	1:34.908	37.356	2:12.264	73.27	1.354	15:26:08.704
4 -	1:35.499	36.284	2:11.783 **(2)**	73.53	0.873	15:28:20.487
5 -	***1:34.636***	36.274	***2:10.910*** **(1)**	***74.03***		***15:30:31.397***

P34 58 J Max RHODES Kawasaki EX 400 - Oliver's mount Mototec

IDEAL LAP TIME : 2:04.122 BEST LAP TIME : 2:04.869 DIFFERENCE : 0.747

LAP	SECTOR 1	SECTOR 2	LAP TIME	MPH	DIFF	TIME OF DAY
1 -		35.000	2:12.115	73.35	7.246	15:21:12.605
2 -	***1:30.184***	34.821	2:05.005 **(2)**	77.52	0.136	15:23:17.610
3 -	1:30.931	***33.938***	***2:04.869*** **(1)**	***77.61***		***15:25:22.479***

P35 85 MZ Andrew WALES MZ ETZ 250 - Show Control International

IDEAL LAP TIME : 2:08.110 BEST LAP TIME : DIFFERENCE :

LAP	SECTOR 1	SECTOR 2	LAP TIME	MPH	DIFF	TIME OF DAY
1 -		***35.427***	2:40.006	60.56		15:21:40.496
2 -	***1:32.683***	IN PIT	2:21.623 **P**	68.43		15:24:02.119

BMCRC-MRO Championships 2025 - Rnd 2 @ Oulton Park Int

ACU Team Green Junior Cup & Senior Ninjas & 250MZ

RACE 12 - BEST SECTORS

	SECTOR 1		SECTOR 2	
POS	NO	TIME	NO	TIME
1	30	1:24.392	30	32.745
2	217	1:24.734	217	32.775
3	257	1:25.320	257	32.930
4	7	1:25.928	7	33.420
5	1	1:27.646	1	33.871
6	112	1:28.070	17	33.920
7	27	1:28.096	58	33.938
8	17	1:28.296	40	33.949
9	6	1:28.522	112	33.965
10	79	1:30.151	6	34.002
11	58	1:30.184	27	34.054
12	0	1:30.508	65	34.473
13	40	1:30.717	25	34.701
14	65	1:30.764	0	34.769
15	37	1:30.877	19	34.897
16	19	1:30.971	79	34.999
17	33	1:31.219	33	35.012
18	96	1:31.220	75	35.030
19	25	1:31.324	96	35.070
20	164	1:31.485	164	35.102
21	75	1:31.635	37	35.305
22	43	1:31.842	43	35.352
23	85	1:32.683	9	35.398
24	95	1:33.127	85	35.427
25	102	1:33.156	102	35.519
26	181	1:33.157	32	35.528
27	165	1:33.426	13	35.582
28	66	1:34.136	165	35.721
29	124	1:34.217	124	35.788
30	13	1:34.305	181	35.806
31	32	1:34.636	66	35.855
32	82	1:34.671	95	35.927
33	9	1:34.868	82	36.052
34	21	1:36.021	21	36.849
35	56	1:40.414	56	39.238
36				
37				
38				

IDEAL / BEST COMPARISON

PERFECT LAP	1:57.137

POS	NO	NAME	IDEAL	BEST	DIFF
1	30	JONES	1:57.137	1:57.539	0.402
2	217	COOPER	1:57.509	1:57.617	0.108
3	257	McCARTNEY	1:58.250	1:58.250	0.000
4	7	ROOKER	1:59.348	1:59.710	0.362
5	1	HUSKINSON	2:01.517	2:02.344	0.827
6	112	BRAY	2:02.035	2:02.192	0.157
7	27	GARROD	2:02.150	2:02.490	0.340
8	17	BUSA	2:02.216	2:02.451	0.235
9	6	BUSA	2:02.524	2:02.725	0.201
10	58	RHODES	2:04.122	2:04.869	0.747
11	40	ORMROD	2:04.666	2:04.666	0.000
12	79	CRONE	2:05.150	2:05.276	0.126
13	65	BREESE	2:05.237	2:05.577	0.340
14	0	HASLER	2:05.277	2:05.326	0.049
15	19	FISHER	2:05.868	2:05.869	0.001
16	25	GLEESON	2:06.025	2:06.025	0.000
17	37	LAMACRAFT	2:06.182	2:06.543	0.361
18	33	KLINGE	2:06.231	2:06.444	0.213
19	96	KENT	2:06.290	2:06.290	0.000
20	164	COWIE	2:06.587	2:06.767	0.180
21	75	WOODALL	2:06.665	2:06.778	0.113
22	43	SWARBRICK	2:07.194	2:07.765	0.571
23	85	WALES			
24	102	WRIGHT	2:08.675	2:08.899	0.224
25	181	RYAN	2:08.963	2:09.310	0.347
26	95	ROGERS	2:09.054	2:09.462	0.408
27	165	RHODES	2:09.147	2:09.636	0.489
28	13	RYAN	2:09.887	2:10.533	0.646
29	66	SMITH	2:09.991	2:10.260	0.269
30	124	BAKER	2:10.005	2:10.105	0.100
31	32	ASHMEAD	2:10.164	2:10.910	0.746
32	9	HOWLETT	2:10.266	2:11.415	1.149
33	82	DENNEY	2:10.723	2:11.023	0.300
34	21	WOLFF	2:12.870	2:13.611	0.741
35	56	TURNER	2:19.652	2:20.689	1.037

Weather / Track : Sunny / Dry

Oulton Park International: 2.6920 miles
Date: 05/04/2025 Start: 15:19 Finish: 15:29

Results can be found at www.tsl-timing.com

Printed - 15:39 Saturday, 05 April 2025

BMCRC-MRO Championships 2025 - Rnd 2 @ Oulton Park Int

ACU Team Green Junior Cup & Senior Ninjas & 250MZ

RACE 12 - STATISTICS

Competitors Started	36
Planned Start	2025-04-05 @ 14:15:00.000
Actual Start	2025-04-05 @ 15:19:00.489
Finish Time	2025-04-05 @ 15:29:26.643
Track Length	2.6920mi.
Total Laps	177
Total Distance Covered	476.4890mi.

Session Fastest Lap History

NO	CL	NAME	LAP TIME	TIME OF DAY	LAP	VEHICLE
257	J	**Henry McCARTNEY**	**1:59.128**	15:23:02.970	2	Kawasaki NINJA
217	J	**Hudson COOPER**	**1:58.242**	15:23:05.225	2	Kawasaki NINJA
217	J	**Hudson COOPER**	**1:57.617**	15:25:02.842	3	Kawasaki NINJA
30	S	**Lewis JONES**	**1:57.539**	15:27:00.892	4	Kawasaki NINJA 400

Session Leader History

NO	CL	NAME	FROM LAP	LAPS LED	DISTANCE	VEHICLE
257	J	**Henry McCARTNEY**	1	4	10.76 miles	Kawasaki NINJA
217	J	**Hudson COOPER**	5	1	2.69 miles	Kawasaki NINJA
257	J	**Henry McCARTNEY**	6	1	2.69 miles	Kawasaki NINJA

Flag History

TYPE	TIME OF DAY
GREEN	15:19:00.489
FINISH	15:29:26.643

Flag Statistics

TYPE	COUNT	TOTAL LAPS	TOTAL TIME
Green	1	6	14:49.389
Red	0	0	0.000
Safety Car	0	0	0.000
FCY	0	0	0.000

Weather / Track : Sunny / Dry

Oulton Park International: 2.6920 miles
Date: 05/04/2025 Start: 15:19 Finish: 15:29

BMCRC-MRO Championships 2025 - Rnd 2 @ Oulton Park Int

ACU Team Green Junior Cup & Senior Ninjas & 250MZ

RACE 12 - STATISTICS

CLASS : J

13 Starters

Fastest Lap History

NO	NAME	LAP TIME	TIME OF DAY	LAP	VEHICLE
257	**Henry McCARTNEY**	**1:59.128**	15:23:02.970	2	Kawasaki NINJA
217	**Hudson COOPER**	**1:58.242**	15:23:05.225	2	Kawasaki NINJA
217	**Hudson COOPER**	**1:57.617**	15:25:02.842	3	Kawasaki NINJA

Leader History

NO	NAME	FROM LAP	LAPS LED	DISTANCE	VEHICLE
257	**Henry McCARTNEY**	1	4	10.76 miles	Kawasaki NINJA
217	**Hudson COOPER**	5	1	2.69 miles	Kawasaki NINJA
257	**Henry McCARTNEY**	6	1	2.69 miles	Kawasaki NINJA

BMCRC-MRO Championships 2025 - Rnd 2 @ Oulton Park Int

ACU Team Green Junior Cup & Senior Ninjas & 250MZ

RACE 12 - STATISTICS

CLASS : S

10 Starters

Fastest Lap History

NO	NAME	LAP TIME	TIME OF DAY	LAP	VEHICLE
30	**Lewis JONES**	**1:59.865**	15:23:05.449	2	Kawasaki NINJA 400
30	**Lewis JONES**	**1:57.904**	15:25:03.353	3	Kawasaki NINJA 400
30	**Lewis JONES**	**1:57.539**	15:27:00.892	4	Kawasaki NINJA 400

Leader History

NO	NAME	FROM LAP	LAPS LED	DISTANCE	VEHICLE
30	**Lewis JONES**	1	6	16.15 miles	Kawasaki NINJA 400

BMCRC-MRO Championships 2025 - Rnd 2 @ Oulton Park Int

ACU Team Green Junior Cup & Senior Ninjas & 250MZ

RACE 12 - STATISTICS

CLASS : MZ

13 Starters

Fastest Lap History

NO	NAME	LAP TIME	TIME OF DAY	LAP	VEHICLE
37	**Harry LAMACRAFT**	**2:08.068**	15:23:49.019	2	MZ ETZ 250
75	**Peter WOODALL**	**2:07.390**	15:23:49.127	2	MZ ETZ 250
75	**Peter WOODALL**	**2:07.171**	15:25:56.298	3	MZ ETZ 250
96	**Chris KENT**	**2:06.290**	15:30:10.503	5	MZ TS 250

Leader History

NO	NAME	FROM LAP	LAPS LED	DISTANCE	VEHICLE
96	**Chris KENT**	1	1	2.69 miles	MZ TS 250
37	**Harry LAMACRAFT**	2	1	2.69 miles	MZ ETZ 250
75	**Peter WOODALL**	3	2	5.38 miles	MZ ETZ 250
96	**Chris KENT**	5	1	2.69 miles	MZ TS 250

REACTIVE PARTS MRO POWERBIKES, MRO CLUBMAN 1000 & THE CLOTHING KINGS MRO RETRO 1000

BMCRC-MRO Championships – Round 2

Oulton Park International

4th / 5th April 2025

Timing & Results Provided by Timing Solutions Ltd

www.tsl-timing.com

Oulton Park International Circuit

Little Budworth, Tarporley, Cheshire, UK

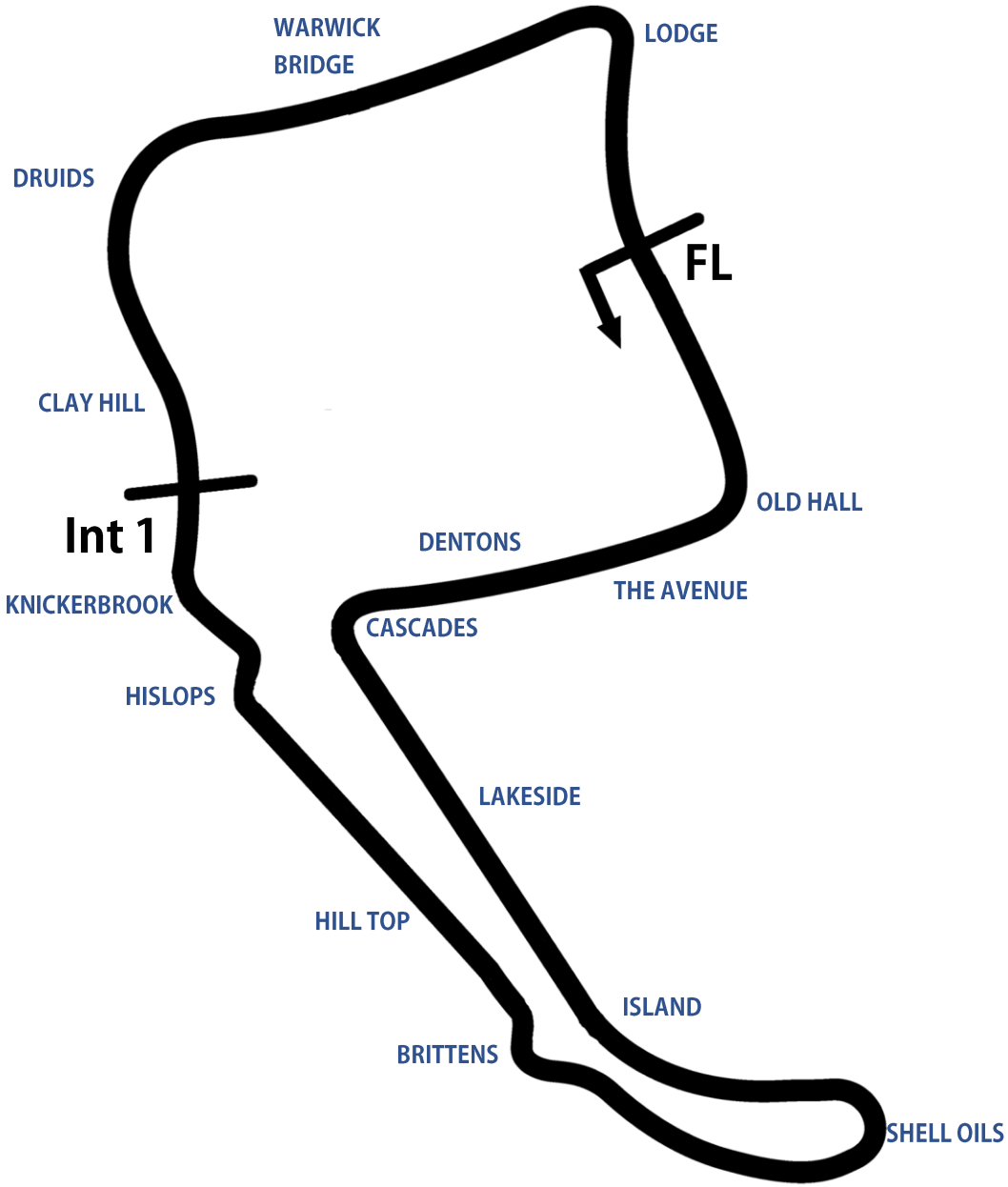

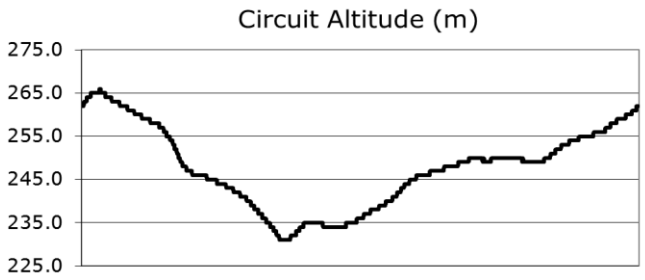

Length	2.6920 miles | 4.332 km | 4332.4m		
FL		53.17997 N	2.61294 W
Int 1	3066m	53.17830 N	2.62040 W
Pit Entry	4314m	53.18011 N	2.61306 W
Pit Exit	180m after FL	53.17836 N	2.61232 W
Pit Entry - Pit Exit	199m, 14.3s @ 50kph, 11.9s @ 60kph		

Results & Live Timing available at – www.tsl-timing.com

Updated - 24/01/2024 11:05

MRO POWERBIKES | MRO CLUBMAN 1000 CUP | MRO RETRO 1000S

BMCRC-MRO Championships 2025 - Rnd 2 @ Oulton Park Int

Reactive Parts MRO Powerbikes inc Clubman 1000 & Retro 1000

QUALIFYING - CLASSIFICATION

POS	NO	CL	PIC	NAME	ENTRY	TIME	ON	LAPS	GAP	DIFF	MPH
1	165		1	Josh OWENS	Honda CBR1000RR-R - Jr Performance	1:37.613	4	9			99.28
2	77		2	Finley ARSCOTT	Honda FIREBLADE - Jr Performance	1:38.156	3	9	0.543	0.543	98.73
3	711		3	Phillip CROWE	- Handtrans	1:38.476	4	6	0.863	0.320	98.41
4	98		4	Steven BUTTERWORTH	Honda Fireblade -	1:40.206	3	8	2.593	1.730	96.71
5	15		5	Nathan HARRISON	Honda CBR1000RR - H&H Motorcycles	1:40.606	6	9	2.993	0.400	96.32
6	199		6	Ben LUXTON	Triumph 765 - CFS FILTRATION RACING	1:40.661	4	9	3.048	0.055	96.27
7	691	C	1	Harrison CROSBY	- Caddy Group	1:40.900	7	9	3.287	0.239	96.04
8	71		7	Maximus HARDY	Honda CBR1000RR - DAD	1:42.542	5	9	4.929	1.642	94.51
9	49		8	Luke WALLINGTON	Honda FIREBLADE - Roxo Rodina Racing	1:42.601	3	5	4.988	0.059	94.45
10	125		9	Scott STONE	Yamaha R1 - Amco Retford	1:42.895	3	9	5.282	0.294	94.18
11	80		10	Morgan CREASEY	Honda FIREBLADE - Warics Ltd	1:43.588	3	8	5.975	0.693	93.55
12	88	C	2	Scott HALLIDAY	- Performance fitness gym	1:43.729	4	5	6.116	0.141	93.42
13	62		11	Jonathan PERRY	- Gordon Huxley Racing	1:44.850	7	9	7.237	1.121	92.43
14	3		12	Jason BURRILL	BMW M1000RR -	1:45.669	7	8	8.056	0.819	91.71
15	100	C	3	Sam CRANSTONE	Honda FIREBLADE - Fortis racing	1:45.826	9	9	8.213	0.157	91.57
16	32		13	Martin MORRIS	Honda CBR1000RR SP - Morris Racing, Obsession Er	1:46.315	5	8	8.702	0.489	91.15
17	87	C	4	Karl THOMPSON	Yamaha R1 - #Teamrace	1:46.812	7	8	9.199	0.497	90.73
18	33	C	5	Luke BLACKFORD	Kawasaki ZX10RR - Trelisk motorcycles/Ameera groun	1:46.871	4	9	9.258	0.059	90.68
19	85	C	6	Ben WOOD	Yamaha R1 -	1:46.896	3	5	9.283	0.025	90.66
20	188		14	Dawid KRAWIECKI	Yamaha R1 - Code Blue LTD & D A East Electrical	1:47.040	5	6	9.427	0.144	90.53
21	70	C	7	Robert PEARCE	Aprilia RSV4 1000 - Paintworx Body Repair	1:47.619	4	4	10.006	0.579	90.05
22	45		15	Jake MARSH	Honda CBR1000RR FIRBELADE - RD Racing	1:47.744	4	7	10.131	0.125	89.94
23	78	RET	1	Jamie THOMAS	Suzuki GSXR 1000 - Team RubyRacing	1:47.818	3	4	10.205	0.074	89.88
24	910	C	8	Harry GOWER	Triumph DAYTONA 765 - RG Racing	1:48.239	3	4	10.626	0.421	89.53
25	48	C	9	Aaron COLLINS	Bmw S1000RR - Precision installations	1:48.363	8	8	10.750	0.124	89.43
26	19	RET	2	Tyler DONOVAN	- Tinder Corp	1:48.393	6	8	10.780	0.030	89.40
27	14	C	10	Alex YIANNI	BMW S1000 RR - Airpack 2000 Racing/Almig Compres	1:48.516	3	6	10.903	0.123	89.30
28	12		16	Liam THORNTON	Honda CBR1000RR SP - Majestic Engineering Thornto	1:48.939	6	8	11.326	0.423	88.96
29	94	RET	3	Stuart COOKE	Honda CBR1000RR -	1:49.146	8	8	11.533	0.207	88.79
30	46	C	11	Simon GATES	Yamaha YZF R1 - T.A Roden LTD / Canine Plus Hydro	1:50.018	6	7	12.405	0.872	88.08
31	81	C	12	Dan HARTLE	Yamaha R1 2CR - #Teamrace	1:51.298	5	7	13.685	1.280	87.07
32	333		17	Andrew HOUGHTON	BMW S1000RR - Techoir	1:51.384	6	7	13.771	0.086	87.00
33	115	RET	4	Tony KEILTY	Suzuki GSXR 1000 - Eat Your Heart Out	1:51.482	3	4	13.869	0.098	86.93
34	23	C	13	Jason PAES	Aprilia RSV4 - J&R Electrical Ltd	1:52.582	8	8	14.969	1.100	86.08
35	68	RET	5	Lee SMITH	Yamaha R1 -	1:52.656	4	6	15.043	0.074	86.02
36	63	RET	6	Matthew WREN	Suzuki GSXR1000 - TBR performance	1:52.669	2	3	15.056	0.013	86.01
37	7	C	14	Seb JENKINS	Yamaha YZF-R1 - TBR Performance	1:52.711	7	8	15.098	0.042	85.98
38	145	RET	7	Andy LOVETT	Kawasaki ZXR 750 - awl engineering	1:55.049	4	5	17.436	2.338	84.23
39	66	C	15	Stephen HARVEY	Kawasaki ZX10 -	1:55.197	4	7	17.584	0.148	84.12
40	274	RET	8	Stuart LATIMER	Suzuki GSXR1000 RR - Fat Bloke Racing RR	1:58.840	4	6	21.227	3.643	81.54

Weather / Track : Cloudy / Dry
These results are provisional until the conclusion of any judicial and technical matters.

Date: 04/04/2025 Start: 10:37 Finish: 10:52
Oulton Park International: 2.6920 miles

Clerk Of Course:	Timekeeper: Craig Smith	

Results can be found at www.tsl-timing.com

Printed - 10:57 Friday, 04 April 2025

TSL SPORTS TIMING TIMING SOLUTIONS LTD

BMCRC-MRO Championships 2025 - Rnd 2 @ Oulton Park Int

Reactive Parts MRO Powerbikes inc Clubman 1000 & Retro 1000

QUALIFYING - SECTOR ANALYSIS

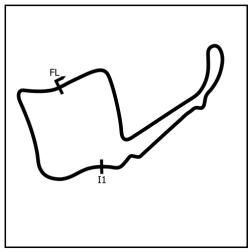

SECTOR 1 = FL to I1, SECTOR 2 = I1 to FL, DIFF = Difference To Personal Best Lap, P = Crossed Finish Line in Pit Lane, D = Time Disallowed

P1 165 Josh OWENS

Honda CBR1000RR-R - Jr Performance

IDEAL LAP TIME : 1:37.613 BEST LAP TIME : 1:37.613 DIFFERENCE : 0.000

LAP	SECTOR 1	SECTOR 2	LAP TIME	MPH	DIFF	TIME OF DAY
1 -	1:19.698	28.519	1:48.217	89.55	10.604	10:39:38.670
2 -	1:12.371	27.099	1:39.470	97.42	1.857	10:41:18.140
3 -	1:11.396	26.946	1:38.342 (3)	98.54	0.729	10:42:56.482
4 -	***1:10.926***	***26.687***	***1:37.613 (1)***	***99.28***		***10:44:34.095***
5 -	1:14.728	IN PIT	1:47.367 P	90.26	9.754	10:46:21.462
6 -	OUTLAP	27.943	2:03.412	78.52	25.799	10:48:24.874
7 -	1:11.146	***26.687***	1:37.833 (2)	99.05	0.220	10:50:02.707
8 -	1:13.936	27.144	1:41.080	95.87	3.467	10:51:43.787
9 -	1:13.617	27.795	1:41.412	95.56	3.799	10:53:25.199

P2 77 Finley ARSCOTT

Honda FIREBLADE - Jr Performance

IDEAL LAP TIME : 1:38.156 BEST LAP TIME : 1:38.156 DIFFERENCE : 0.000

LAP	SECTOR 1	SECTOR 2	LAP TIME	MPH	DIFF	TIME OF DAY
1 -	1:16.867	27.447	1:44.314	92.90	6.158	10:39:33.322
2 -	1:12.087	27.309	1:39.396 (3)	97.50	1.240	10:41:12.718
3 -	***1:11.362***	***26.794***	***1:38.156 (1)***	***98.73***		***10:42:50.874***
4 -	1:11.536	27.473	1:39.009 (2)	97.88	0.853	10:44:29.883
5 -	1:13.134	30.155	1:43.289	93.82	5.133	10:46:13.172
6 -	1:13.788	28.219	1:42.007	95.00	3.851	10:47:55.179
7 -	1:13.006	28.332	1:41.338	95.63	3.182	10:49:36.517
8 -	1:13.607	27.906	1:41.513	95.46	3.357	10:51:18.030
9 -	1:14.977	30.020	1:44.997	92.30	6.841	10:53:03.027

P3 711 Phillip CROWE

- Handtrans

IDEAL LAP TIME : 1:38.376 BEST LAP TIME : 1:38.476 DIFFERENCE : 0.100

LAP	SECTOR 1	SECTOR 2	LAP TIME	MPH	DIFF	TIME OF DAY
1 -	1:17.089	27.227	1:44.316	92.90	5.840	10:39:34.151
2 -	1:12.059	27.163	1:39.222 (3)	97.67	0.746	10:41:13.373
3 -	1:11.716	***26.956***	1:38.672 (2)	98.21	0.196	10:42:52.045
4 -	***1:11.420***	27.056	***1:38.476 (1)***	***98.41***		***10:44:30.521***
5 -	1:13.392	27.452	1:40.844	96.10	2.368	10:46:11.365
6 -	1:16.592	IN PIT	1:50.689 P	87.55	12.213	10:48:02.054

P4 98 Steven BUTTERWORTH

Honda Fireblade -

IDEAL LAP TIME : 1:40.153 BEST LAP TIME : 1:40.206 DIFFERENCE : 0.053

LAP	SECTOR 1	SECTOR 2	LAP TIME	MPH	DIFF	TIME OF DAY
1 -	1:20.849	27.899	1:48.748	89.11	8.542	10:39:43.365
2 -	1:14.831	27.629	1:42.460	94.58	2.254	10:41:25.825
3 -	***1:12.759***	27.447	***1:40.206 (1)***	***96.71***		***10:43:06.031***
4 -	1:12.831	***27.394***	1:40.225 (2)	96.69	0.019	10:44:46.256
5 -	1:13.030	27.578	1:40.608	96.32	0.402	10:46:26.864
6 -	1:12.796	27.566	1:40.362 (3)	96.56	0.156	10:48:07.226
7 -	1:22.073	30.610	1:52.683	86.00	12.477	10:49:59.909
8 -	1:20.132	IN PIT	1:55.996 P	83.54	15.790	10:51:55.905

P5 15 Nathan HARRISON

Honda CBR1000RR - H&H Motorcycles

IDEAL LAP TIME : 1:40.349 BEST LAP TIME : 1:40.606 DIFFERENCE : 0.257

LAP	SECTOR 1	SECTOR 2	LAP TIME	MPH	DIFF	TIME OF DAY
1 -	1:22.306	30.185	1:52.491	86.15	11.885	10:40:01.292
2 -	1:17.685	28.226	1:45.911	91.50	5.305	10:41:47.203
3 -	1:14.506	***27.405***	1:41.911	95.09	1.305	10:43:29.114
4 -	1:13.735	28.335	1:42.070	94.94	1.464	10:45:11.184
5 -	1:13.418	27.688	1:41.106	95.85	0.500	10:46:52.290
6 -	1:13.165	27.441	***1:40.606 (1)***	***96.32***		***10:48:32.896***
7 -	1:14.570	27.707	1:42.277	94.75	1.671	10:50:15.173
8 -	***1:12.944***	27.860	1:40.804 (3)	96.14	0.198	10:51:55.977
9 -	1:13.143	27.504	1:40.647 (2)	96.29	0.041	10:53:36.624

Weather / Track : Cloudy / Dry

Oulton Park International: 2.6920 miles
Date: 04/04/2025 Start: 10:37 Finish: 10:52

BMCRC-MRO Championships 2025 - Rnd 2 @ Oulton Park Int

Reactive Parts MRO Powerbikes inc Clubman 1000 & Retro 1000

QUALIFYING - SECTOR ANALYSIS

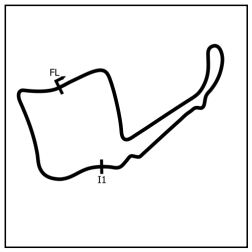

SECTOR 1 = FL to I1, SECTOR 2 = I1 to FL, DIFF = Difference To Personal Best Lap, P = Crossed Finish Line in Pit Lane, D = Time Disallowed

P6 199 Ben LUXTON — Triumph 765 - CFS FILTRATION RACING

IDEAL LAP TIME : 1:40.661 BEST LAP TIME : 1:40.661 DIFFERENCE : 0.000

LAP	SECTOR 1	SECTOR 2	LAP TIME	MPH	DIFF	TIME OF DAY
1 -	1:17.920	28.017	1:45.937	91.48	5.276	10:39:35.614
2 -	1:13.663	27.949	1:41.612	95.37	0.951	10:41:17.226
3 -	1:13.677	27.747	1:41.424 (3)	95.55	0.763	10:42:58.650
4 -	***1:12.932***	***27.729***	***1:40.661 (1)***	***96.27***		***10:44:39.311***
5 -	1:14.776	27.960	1:42.736	94.33	2.075	10:46:22.047
6 -	1:13.399	27.949	1:41.348 (2)	95.62	0.687	10:48:03.395
7 -	1:14.341	27.977	1:42.318	94.71	1.657	10:49:45.713
8 -	1:14.874	28.870	1:43.744	93.41	3.083	10:51:29.457
9 -	1:19.747	28.751	1:48.498	89.32	7.837	10:53:17.955

P7 691 C Harrison CROSBY — - Caddy Group

IDEAL LAP TIME : 1:40.900 BEST LAP TIME : 1:40.900 DIFFERENCE : 0.000

LAP	SECTOR 1	SECTOR 2	LAP TIME	MPH	DIFF	TIME OF DAY
1 -	1:23.127	29.114	1:52.241	86.34	11.341	10:39:44.399
2 -	1:16.601	28.453	1:45.054	92.25	4.154	10:41:29.453
3 -	1:15.382	27.806	1:43.188	93.91	2.288	10:43:12.641
4 -	1:14.532	27.633	1:42.165 (3)	94.85	1.265	10:44:54.806
5 -	1:14.569	27.745	1:42.314	94.72	1.414	10:46:37.120
6 -	1:15.050	27.634	1:42.684	94.37	1.784	10:48:19.804
7 -	***1:13.271***	***27.629***	***1:40.900 (1)***	***96.04***		***10:50:00.704***
8 -	1:14.659	28.079	1:42.738	94.33	1.838	10:51:43.442
9 -	1:13.697	27.758	1:41.455 (2)	95.52	0.555	10:53:24.897

P8 71 Maximus HARDY — Honda CBR1000RR - DAD

IDEAL LAP TIME : 1:42.184 BEST LAP TIME : 1:42.542 DIFFERENCE : 0.358

LAP	SECTOR 1	SECTOR 2	LAP TIME	MPH	DIFF	TIME OF DAY
1 -	1:23.264	28.951	1:52.215	86.36	9.673	10:39:48.202
2 -	1:16.670	28.610	1:45.280	92.05	2.738	10:41:33.482
3 -	1:15.233	28.078	1:43.311 (3)	93.80	0.769	10:43:16.793
4 -	1:14.966	***27.925***	1:42.891 (2)	94.18	0.349	10:44:59.684
5 -	***1:14.259***	28.283	***1:42.542 (1)***	***94.51***		***10:46:42.226***
6 -	1:17.984	28.621	1:46.605	90.90	4.063	10:48:28.831
7 -	1:17.872	29.306	1:47.178	90.42	4.636	10:50:16.009
8 -	1:16.654	29.830	1:46.484	91.01	3.942	10:52:02.493
9 -	1:22.473	IN PIT	2:04.265 P	77.98	21.723	10:54:06.758

P9 49 Luke WALLINGTON — Honda FIREBLADE - Roxo Rodina Racing

IDEAL LAP TIME : 1:42.601 BEST LAP TIME : 1:42.601 DIFFERENCE : 0.000

LAP	SECTOR 1	SECTOR 2	LAP TIME	MPH	DIFF	TIME OF DAY
1 -	1:21.863	29.146	1:51.009	87.30	8.408	10:39:42.617
2 -	1:15.429	28.181	1:43.610 (3)	93.53	1.009	10:41:26.227
3 -	***1:14.799***	***27.802***	***1:42.601 (1)***	***94.45***		***10:43:08.828***
4 -	1:15.083	28.200	1:43.283 (2)	93.83	0.682	10:44:52.111
5 -	1:25.438	IN PIT	2:04.405 P	77.90	21.804	10:46:56.516

P10 125 Scott STONE — Yamaha R1 - Amco Retford

IDEAL LAP TIME : 1:42.895 BEST LAP TIME : 1:42.895 DIFFERENCE : 0.000

LAP	SECTOR 1	SECTOR 2	LAP TIME	MPH	DIFF	TIME OF DAY
1 -	1:22.645	29.310	1:51.955	86.56	9.060	10:39:42.599
2 -	1:16.410	28.408	1:44.818	92.45	1.923	10:41:27.417
3 -	***1:14.948***	***27.947***	***1:42.895 (1)***	***94.18***		***10:43:10.312***
4 -	1:15.123	28.058	1:43.181 (2)	93.92	0.286	10:44:53.493
5 -	1:18.308	31.303	1:49.611	88.41	6.716	10:46:43.104
6 -	1:15.880	28.553	1:44.433 (3)	92.79	1.538	10:48:27.537
7 -	1:32.177	31.121	2:03.298	78.60	20.403	10:50:30.835
8 -	1:16.432	28.741	1:45.173	92.14	2.278	10:52:16.008
9 -	1:33.337	IN PIT	2:21.325 P	68.57	38.430	10:54:37.333

Weather / Track : Cloudy / Dry

Oulton Park International: 2.6920 miles
Date: 04/04/2025 Start: 10:37 Finish: 10:52

BMCRC-MRO Championships 2025 - Rnd 2 @ Oulton Park Int

Reactive Parts MRO Powerbikes inc Clubman 1000 & Retro 1000

QUALIFYING - SECTOR ANALYSIS

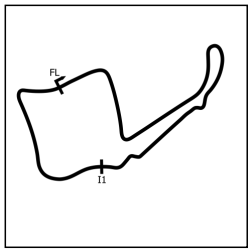

SECTOR 1 = FL to I1, SECTOR 2 = I1 to FL, DIFF = Difference To Personal Best Lap, P = Crossed Finish Line in Pit Lane, D = Time Disallowed

P11 80 Morgan CREASEY Honda FIREBLADE - Warics Ltd

IDEAL LAP TIME : 1:43.528 BEST LAP TIME : 1:43.588 DIFFERENCE : 0.060

LAP	SECTOR 1	SECTOR 2	LAP TIME	MPH	DIFF	TIME OF DAY
1 -	1:23.745	28.426	1:52.171	86.39	8.583	10:39:44.884
2 -	1:16.444	28.693	1:45.137	92.17	1.549	10:41:30.021
3 -	1:15.523	***28.065***	***1:43.588 (1)***	***93.55***		***10:43:13.609***
4 -	1:21.166	44.054	2:05.220	77.39	21.632	10:45:18.829
5 -	1:16.396	28.518	1:44.914	92.37	1.326	10:47:03.743
6 -	***1:15.463***	28.342	1:43.805 (2)	93.36	0.217	10:48:47.548
7 -	1:15.703	28.197	1:43.900 (3)	93.27	0.312	10:50:31.448
8 -	2:25.982	IN PIT	3:30.040 P	46.14	1:46.452	10:54:01.488

P12 88 C Scott HALLIDAY - Performance fitness gym

IDEAL LAP TIME : 1:43.344 BEST LAP TIME : 1:43.729 DIFFERENCE : 0.385

LAP	SECTOR 1	SECTOR 2	LAP TIME	MPH	DIFF	TIME OF DAY
1 -	1:22.669	29.010	1:51.679	86.77	7.950	10:39:42.844
2 -	1:17.837	28.361	1:46.198 (3)	91.25	2.469	10:41:29.042
3 -	1:16.265	***28.040***	1:44.305 (2)	92.91	0.576	10:43:13.347
4 -	***1:15.304***	28.425	***1:43.729 (1)***	***93.42***		***10:44:57.076***
5 -	1:19.288	IN PIT	1:57.898 P	82.20	14.169	10:46:54.974

P13 62 Jonathan PERRY - Gordon Huxley Racing

IDEAL LAP TIME : 1:44.684 BEST LAP TIME : 1:44.850 DIFFERENCE : 0.166

LAP	SECTOR 1	SECTOR 2	LAP TIME	MPH	DIFF	TIME OF DAY
1 -	1:25.311	30.328	1:55.639	83.80	10.789	10:39:59.393
2 -	1:19.049	28.720	1:47.769	89.92	2.919	10:41:47.162
3 -	1:18.125	29.140	1:47.265	90.34	2.415	10:43:34.427
4 -	1:16.651	28.809	1:45.460	91.89	0.610	10:45:19.887
5 -	1:16.733	***28.467***	1:45.200 (3)	92.12	0.350	10:47:05.087
6 -	1:16.323	28.578	1:44.901 (2)	92.38	0.051	10:48:49.988
7 -	***1:16.217***	28.633	***1:44.850 (1)***	***92.43***		***10:50:34.838***
8 -	1:16.649	28.619	1:45.268	92.06	0.418	10:52:20.106
9 -	1:17.018	28.555	1:45.573	91.79	0.723	10:54:05.679

P14 3 Jason BURRILL BMW M1000RR -

IDEAL LAP TIME : 1:45.344 BEST LAP TIME : 1:45.669 DIFFERENCE : 0.325

LAP	SECTOR 1	SECTOR 2	LAP TIME	MPH	DIFF	TIME OF DAY
1 -	1:22.928	29.586	1:52.514	86.13	6.845	10:39:42.491
2 -	1:17.861	29.636	1:47.497	90.15	1.828	10:41:29.988
3 -	1:16.937	***28.903***	1:45.840 (2)	91.56	0.171	10:43:15.828
4 -	1:18.906	30.651	1:49.557	88.45	3.888	10:45:05.385
5 -	1:17.543	29.339	1:46.882 (3)	90.67	1.213	10:46:52.267
6 -	2:02.834	30.805	2:33.639	63.07	47.970	10:49:25.906
7 -	***1:16.441***	29.228	***1:45.669 (1)***	***91.71***		***10:51:11.575***
8 -	1:24.011	29.802	1:53.813	85.15	8.144	10:53:05.388

P15 100 C Sam CRANSTONE Honda FIREBLADE - Fortis racing

IDEAL LAP TIME : 1:45.445 BEST LAP TIME : 1:45.826 DIFFERENCE : 0.381

LAP	SECTOR 1	SECTOR 2	LAP TIME	MPH	DIFF	TIME OF DAY
1 -	1:25.421	29.905	1:55.326	84.03	9.500	10:39:58.800
2 -	1:19.437	29.413	1:48.850	89.03	3.024	10:41:47.650
3 -	1:18.099	29.267	1:47.366	90.26	1.540	10:43:35.016
4 -	1:18.392	***28.623***	1:47.015	90.56	1.189	10:45:22.031
5 -	1:17.684	28.731	1:46.415 (3)	91.07	0.589	10:47:08.446
6 -	***1:16.822***	29.175	1:45.997 (2)	91.42	0.171	10:48:54.443
7 -	1:17.487	29.308	1:46.795	90.74	0.969	10:50:41.238
8 -	1:18.520	29.663	1:48.183	89.58	2.357	10:52:29.421
9 -	1:16.950	28.876	***1:45.826 (1)***	***91.57***		***10:54:15.247***

Weather / Track : Cloudy / Dry

Oulton Park International: 2.6920 miles
Date: 04/04/2025 Start: 10:37 Finish: 10:52

BMCRC-MRO Championships 2025 - Rnd 2 @ Oulton Park Int

Reactive Parts MRO Powerbikes inc Clubman 1000 & Retro 1000

QUALIFYING - SECTOR ANALYSIS

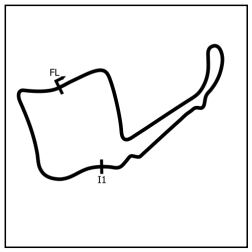

SECTOR 1 = FL to I1, SECTOR 2 = I1 to FL, DIFF = Difference To Personal Best Lap, P = Crossed Finish Line in Pit Lane, D = Time Disallowed

P16 32 Martin MORRIS — Honda CBR1000RR SP - Morris Racing, Obsession Engineering

IDEAL LAP TIME : 1:46.269 BEST LAP TIME : 1:46.315 DIFFERENCE : 0.046

LAP	SECTOR 1	SECTOR 2	LAP TIME		MPH	DIFF	TIME OF DAY
1 -	1:26.246	30.503	1:56.749		83.00	10.434	10:40:15.918
2 -	1:19.658	29.505	1:49.163		88.77	2.848	10:42:05.081
3 -	1:20.269	29.116	1:49.385		88.59	3.070	10:43:54.466
4 -	1:20.677	29.246	1:49.923		88.16	3.608	10:45:44.389
5 -	***1:17.517***	28.798	***1:46.315***	**(1)**	***91.15***		***10:47:30.704***
6 -	1:17.647	28.862	1:46.509	**(2)**	90.99	0.194	10:49:17.213
7 -	1:18.451	***28.752***	1:47.203		90.40	0.888	10:51:04.416
8 -	1:17.963	29.001	1:46.964	**(3)**	90.60	0.649	10:52:51.380

P17 87 C Karl THOMPSON — Yamaha R1 - #Teamrace

IDEAL LAP TIME : 1:46.812 BEST LAP TIME : 1:46.812 DIFFERENCE : 0.000

LAP	SECTOR 1	SECTOR 2	LAP TIME		MPH	DIFF	TIME OF DAY
1 -	1:30.645	30.167	2:00.812		80.21	14.000	10:40:18.967
2 -	1:21.065	30.374	1:51.439		86.96	4.627	10:42:10.406
3 -	1:21.215	30.764	1:51.979		86.54	5.167	10:44:02.385
4 -	1:21.220	29.915	1:51.135		87.20	4.323	10:45:53.520
5 -	1:18.855	29.839	1:48.694	**(3)**	89.16	1.882	10:47:42.214
6 -	1:20.002	29.705	1:49.707		88.33	2.895	10:49:31.921
7 -	***1:18.051***	***28.761***	***1:46.812***	**(1)**	***90.73***		***10:51:18.733***
8 -	1:18.066	29.314	1:47.380	**(2)**	90.25	0.568	10:53:06.113

P18 33 C Luke BLACKFORD — Kawasaki ZX10RR - Trelisk motorcycles/Ameera groundwork

IDEAL LAP TIME : 1:46.871 BEST LAP TIME : 1:46.871 DIFFERENCE : 0.000

LAP	SECTOR 1	SECTOR 2	LAP TIME		MPH	DIFF	TIME OF DAY
1 -	1:29.766	30.178	1:59.944		80.79	13.073	10:39:54.745
2 -	1:21.031	29.849	1:50.880		87.40	4.009	10:41:45.625
3 -	1:19.818	29.489	1:49.307		88.66	2.436	10:43:34.932
4 -	***1:18.113***	***28.758***	***1:46.871***	**(1)**	***90.68***		***10:45:21.803***
5 -	1:19.521	29.092	1:48.613		89.22	1.742	10:47:10.416
6 -	1:18.628	29.334	1:47.962	**(2)**	89.76	1.091	10:48:58.378
7 -	1:18.736	29.555	1:48.291	**(3)**	89.49	1.420	10:50:46.669
8 -	1:19.515	29.897	1:49.412		88.57	2.541	10:52:36.081
9 -	1:23.208	IN PIT	2:03.386	**P**	78.54	16.515	10:54:39.467

P19 85 C Ben WOOD — Yamaha R1 -

IDEAL LAP TIME : 1:46.896 BEST LAP TIME : 1:46.896 DIFFERENCE : 0.000

LAP	SECTOR 1	SECTOR 2	LAP TIME		MPH	DIFF	TIME OF DAY
1 -	1:23.254	30.331	1:53.585		85.32	6.689	10:40:00.077
2 -	1:19.503	29.306	1:48.809		89.06	1.913	10:41:48.886
3 -	***1:17.827***	***29.069***	***1:46.896***	**(1)**	***90.66***		***10:43:35.782***
4 -	1:18.468	29.094	1:47.562	**(3)**	90.09	0.666	10:45:23.344
5 -	1:18.166	29.174	1:47.340	**(2)**	90.28	0.444	10:47:10.684

P20 188 Dawid KRAWIECKI — Yamaha R1 - Code Blue LTD & D A East Electrical

IDEAL LAP TIME : 1:47.040 BEST LAP TIME : 1:47.040 DIFFERENCE : 0.000

LAP	SECTOR 1	SECTOR 2	LAP TIME		MPH	DIFF	TIME OF DAY
1 -	1:22.364	31.955	1:54.319		84.77	7.279	10:40:09.306
2 -	1:21.582	32.881	1:54.463		84.66	7.423	10:42:03.769
3 -	1:22.062	29.764	1:51.826	**(2)**	86.66	4.786	10:43:55.595
4 -	1:21.633	30.290	1:51.923	**(3)**	86.58	4.883	10:45:47.518
5 -	***1:17.343***	***29.697***	***1:47.040***	**(1)**	***90.53***		***10:47:34.558***
6 -	1:19.019	IN PIT	1:55.312	**P**	84.04	8.272	10:49:29.870

Weather / Track : Cloudy / Dry

Oulton Park International: 2.6920 miles
Date: 04/04/2025 Start: 10:37 Finish: 10:52

BMCRC-MRO Championships 2025 - Rnd 2 @ Oulton Park Int

Reactive Parts MRO Powerbikes inc Clubman 1000 & Retro 1000

QUALIFYING - SECTOR ANALYSIS

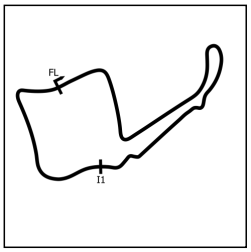

SECTOR 1 = FL to I1, SECTOR 2 = I1 to FL, DIFF = Difference To Personal Best Lap, P = Crossed Finish Line in Pit Lane, D = Time Disallowed

P21 70 C Robert PEARCE — Aprilia RSV4 1000 - Paintworx Body Repair

IDEAL LAP TIME : 1:47.600 BEST LAP TIME : 1:47.619 DIFFERENCE : 0.019

LAP	SECTOR 1	SECTOR 2	LAP TIME		MPH	DIFF	TIME OF DAY
1 -	1:25.519	29.511	1:55.030		84.25	7.411	10:39:48.603
2 -	1:18.450	29.404	1:47.854	(2)	89.85	0.235	10:41:36.457
3 -	1:18.676	***29.282***	1:47.958	(3)	89.76	0.339	10:43:24.415
4 -	***1:18.318***	29.301	***1:47.619***	**(1)**	***90.05***		***10:45:12.034***

P22 45 Jake MARSH — Honda CBR1000RR FIRBELADE - RD Racing

IDEAL LAP TIME : 1:47.744 BEST LAP TIME : 1:47.744 DIFFERENCE : 0.000

LAP	SECTOR 1	SECTOR 2	LAP TIME		MPH	DIFF	TIME OF DAY
1 -	1:25.467	33.438	1:58.905		81.50	11.161	10:40:07.328
2 -	1:21.435	IN PIT	1:58.934	**P**	81.48	11.190	10:42:06.262
3 -	OUTLAP	30.729	2:03.834		78.26	16.090	10:44:10.096
4 -	***1:18.493***	***29.251***	***1:47.744***	**(1)**	***89.94***		***10:45:57.840***
5 -	1:20.375	29.492	1:49.867	(2)	88.20	2.123	10:47:47.707
6 -	1:21.413	30.074	1:51.487	(3)	86.92	3.743	10:49:39.194
7 -	1:20.941	IN PIT	2:04.060	**P**	78.11	16.316	10:51:43.254

P23 78 RET Jamie THOMAS — Suzuki GSXR 1000 - Team RubyRacing

IDEAL LAP TIME : 1:47.818 BEST LAP TIME : 1:47.818 DIFFERENCE : 0.000

LAP	SECTOR 1	SECTOR 2	LAP TIME		MPH	DIFF	TIME OF DAY
1 -	1:27.776	30.512	1:58.288	(3)	81.92	10.470	10:40:03.935
2 -	1:20.839	29.733	1:50.572	(2)	87.64	2.754	10:41:54.507
3 -	***1:19.162***	***28.656***	***1:47.818***	**(1)**	***89.88***		***10:43:42.325***
4 -	1:24.858	IN PIT	2:01.242	**P**	79.93	13.424	10:45:43.567

P24 910 C Harry GOWER — Triumph DAYTONA 765 - RG Racing

IDEAL LAP TIME : BEST LAP TIME : 1:48.239 DIFFERENCE :

LAP	SECTOR 1	SECTOR 2	LAP TIME		MPH	DIFF	TIME OF DAY
1 -			1:50.869		87.41	2.630	10:41:52.304
2 -			1:48.378	(2)	89.42	0.139	10:43:40.682
3 -			***1:48.239***	**(1)**	***89.53***		***10:45:28.921***
4 -			1:49.473	(3)	88.52	1.234	10:47:18.394

P25 48 C Aaron COLLINS — Bmw S1000RR - Precision installations

IDEAL LAP TIME : 1:47.648 BEST LAP TIME : 1:48.363 DIFFERENCE : 0.715

LAP	SECTOR 1	SECTOR 2	LAP TIME		MPH	DIFF	TIME OF DAY
1 -	1:47.797	30.830	2:18.627		69.90	30.264	10:40:43.556
2 -	1:20.730	29.803	1:50.533		87.67	2.170	10:42:34.089
3 -	1:19.851	29.846	1:49.697		88.34	1.334	10:44:23.786
4 -	1:22.186	30.187	1:52.373		86.24	4.010	10:46:16.159
5 -	1:19.702	***29.252***	1:48.954	(3)	88.94	0.591	10:48:05.113
6 -	1:19.039	29.450	1:48.489	(2)	89.32	0.126	10:49:53.602
7 -	1:19.942	29.453	1:49.395		88.58	1.032	10:51:42.997
8 -	***1:18.396***	29.967	***1:48.363***	**(1)**	***89.43***		***10:53:31.360***

P26 19 RET Tyler DONOVAN — - Tinder Corp

IDEAL LAP TIME : 1:48.371 BEST LAP TIME : 1:48.393 DIFFERENCE : 0.022

LAP	SECTOR 1	SECTOR 2	LAP TIME		MPH	DIFF	TIME OF DAY
1 -	1:26.730	31.442	1:58.172		82.01	9.779	10:40:04.985
2 -	1:21.723	30.043	1:51.766		86.71	3.373	10:41:56.751
3 -	1:19.669	***29.445***	1:49.114	(3)	88.81	0.721	10:43:45.865
4 -	1:19.543	29.666	1:49.209		88.74	0.816	10:45:35.074
5 -	1:20.382	29.967	1:50.349		87.82	1.956	10:47:25.423
6 -	***1:18.926***	29.467	***1:48.393***	**(1)**	***89.40***		***10:49:13.816***
7 -	1:19.201	29.796	1:48.997	(2)	88.91	0.604	10:51:02.813
8 -	1:19.349	IN PIT	1:55.724	**P**	83.74	7.331	10:52:58.537

Weather / Track : Cloudy / Dry

Oulton Park International: 2.6920 miles
Date: 04/04/2025 Start: 10:37 Finish: 10:52

BMCRC-MRO Championships 2025 - Rnd 2 @ Oulton Park Int

Reactive Parts MRO Powerbikes inc Clubman 1000 & Retro 1000

QUALIFYING - SECTOR ANALYSIS

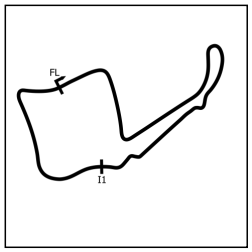

SECTOR 1 = FL to I1, SECTOR 2 = I1 to FL, DIFF = Difference To Personal Best Lap, P = Crossed Finish Line in Pit Lane, D = Time Disallowed

P27 14 C Alex YIANNI — BMW S1000 RR - Airpack 2000 Racing/Almig Compressors

IDEAL LAP TIME : 1:48.516 BEST LAP TIME : 1:48.516 DIFFERENCE : 0.000

LAP	SECTOR 1	SECTOR 2	LAP TIME	MPH	DIFF	TIME OF DAY
1 -	1:29.007	30.668	1:59.675	80.98	11.159	10:39:52.851
2 -	1:23.174	29.923	1:53.097	85.69	4.581	10:41:45.948
3 -	***1:19.012***	***29.504***	***1:48.516 (1)***	***89.30***		***10:43:34.464***
4 -	1:19.404	30.056	1:49.460 (3)	88.53	0.944	10:45:23.924
5 -	1:19.364	29.525	1:48.889 (2)	89.00	0.373	10:47:12.813
6 -	1:22.991	IN PIT	1:59.550 P	81.06	11.034	10:49:12.363

P28 12 Liam THORNTON — Honda CBR1000RR SP - Majestic Engineering Thornton Racing

IDEAL LAP TIME : 1:48.821 BEST LAP TIME : 1:48.939 DIFFERENCE : 0.118

LAP	SECTOR 1	SECTOR 2	LAP TIME	MPH	DIFF	TIME OF DAY
1 -	1:32.284	31.595	2:03.879	78.23	14.940	10:39:57.211
2 -	1:22.118	30.236	1:52.354	86.25	3.415	10:41:49.565
3 -	1:22.168	30.399	1:52.567	86.09	3.628	10:43:42.132
4 -	1:20.203	30.123	1:50.326 (3)	87.84	1.387	10:45:32.458
5 -	1:21.083	29.977	1:51.060	87.26	2.121	10:47:23.518
6 -	***1:19.182***	29.757	***1:48.939 (1)***	***88.96***		***10:49:12.457***
7 -	1:23.579	32.743	1:56.322	83.31	7.383	10:51:08.779
8 -	1:19.370	***29.639***	1:49.009 (2)	88.90	0.070	10:52:57.788

P29 94 RET Stuart COOKE — Honda CBR1000RR -

IDEAL LAP TIME : 1:49.146 BEST LAP TIME : 1:49.146 DIFFERENCE : 0.000

LAP	SECTOR 1	SECTOR 2	LAP TIME	MPH	DIFF	TIME OF DAY
1 -	1:26.266	31.593	1:57.859	82.22	8.713	10:40:01.637
2 -	1:21.976	30.642	1:52.618	86.05	3.472	10:41:54.255
3 -	1:20.401	30.002	1:50.403	87.78	1.257	10:43:44.658
4 -	1:20.581	30.235	1:50.816	87.45	1.670	10:45:35.474
5 -	1:20.108	30.224	1:50.332	87.83	1.186	10:47:25.806
6 -	1:19.706	30.502	1:50.208 (3)	87.93	1.062	10:49:16.014
7 -	1:20.270	29.900	1:50.170 (2)	87.96	1.024	10:51:06.184
8 -	***1:19.269***	***29.877***	***1:49.146 (1)***	***88.79***		***10:52:55.330***

P30 46 C Simon GATES — Yamaha YZF R1 - T.A Roden LTD / Canine Plus Hydro

IDEAL LAP TIME : 1:49.908 BEST LAP TIME : 1:50.018 DIFFERENCE : 0.110

LAP	SECTOR 1	SECTOR 2	LAP TIME	MPH	DIFF	TIME OF DAY
1 -	1:24.143	***30.043***	1:54.186	84.87	4.168	10:40:12.873
2 -	1:19.955	30.462	1:50.417 (2)	87.77	0.399	10:42:03.290
3 -	1:20.709	30.152	1:50.861 (3)	87.41	0.843	10:43:54.151
4 -	1:23.678	30.849	1:54.527	84.62	4.509	10:45:48.678
5 -	1:22.254	30.787	1:53.041	85.73	3.023	10:47:41.719
6 -	***1:19.865***	30.153	***1:50.018 (1)***	***88.08***		***10:49:31.737***
7 -	1:20.237	IN PIT	1:59.622 P	81.01	9.604	10:51:31.359

P31 81 C Dan HARTLE — Yamaha R1 2CR - #Teamrace

IDEAL LAP TIME : 1:50.902 BEST LAP TIME : 1:51.298 DIFFERENCE : 0.396

LAP	SECTOR 1	SECTOR 2	LAP TIME	MPH	DIFF	TIME OF DAY
1 -	1:28.399	31.638	2:00.037	80.73	8.739	10:40:16.712
2 -	1:22.642	30.472	1:53.114	85.67	1.816	10:42:09.826
3 -	1:21.572	30.848	1:52.420 (3)	86.20	1.122	10:44:02.246
4 -	1:21.917	30.822	1:52.739	85.96	1.441	10:45:54.985
5 -	***1:20.781***	30.517	***1:51.298 (1)***	***87.07***		***10:47:46.283***
6 -	1:21.298	***30.121***	1:51.419 (2)	86.98	0.121	10:49:37.702
7 -	1:21.385	IN PIT	2:01.090 P	80.03	9.792	10:51:38.792

BMCRC-MRO Championships 2025 - Rnd 2 @ Oulton Park Int

Reactive Parts MRO Powerbikes inc Clubman 1000 & Retro 1000

QUALIFYING - SECTOR ANALYSIS

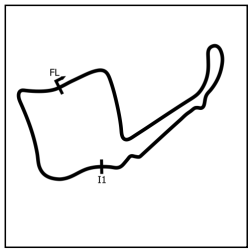

SECTOR 1 = FL to I1, SECTOR 2 = I1 to FL, DIFF = Difference To Personal Best Lap, P = Crossed Finish Line in Pit Lane, D = Time Disallowed

P32 333 Andrew HOUGHTON BMW S1000RR - Techoir

IDEAL LAP TIME : 1:51.384 BEST LAP TIME : 1:51.384 DIFFERENCE : 0.000

LAP	SECTOR 1	SECTOR 2	LAP TIME		MPH	DIFF	TIME OF DAY
1 -	1:25.212	31.017	1:56.229		83.38	4.845	10:41:57.506
2 -	1:25.082	31.341	1:56.423		83.24	5.039	10:43:53.929
3 -	1:23.641	31.571	1:55.212		84.11	3.828	10:45:49.141
4 -	1:22.367	30.981	1:53.348		85.50	1.964	10:47:42.489
5 -	1:22.707	30.571	1:53.278	(3)	85.55	1.894	10:49:35.767
6 -	***1:21.024***	***30.360***	***1:51.384***	***(1)***	***87.00***		***10:51:27.151***
7 -	1:21.689	30.507	1:52.196	(2)	86.37	0.812	10:53:19.347

P33 115 RET Tony KEILTY Suzuki GSXR 1000 - Eat Your Heart Out

IDEAL LAP TIME : 1:51.049 BEST LAP TIME : 1:51.482 DIFFERENCE : 0.433

LAP	SECTOR 1	SECTOR 2	LAP TIME		MPH	DIFF	TIME OF DAY
1 -	1:28.776	30.957	1:59.733	(3)	80.94	8.251	10:40:20.796
2 -	1:22.406	30.482	1:52.888	(2)	85.84	1.406	10:42:13.684
3 -	1:21.423	***30.059***	***1:51.482***	***(1)***	***86.93***		***10:44:05.166***
4 -	***1:20.990***	IN PIT	1:57.234	P	82.66	5.752	10:46:02.400

P34 23 C Jason PAES Aprilia RSV4 - J&R Electrical Ltd

IDEAL LAP TIME : 1:52.502 BEST LAP TIME : 1:52.582 DIFFERENCE : 0.080

LAP	SECTOR 1	SECTOR 2	LAP TIME		MPH	DIFF	TIME OF DAY
1 -	1:30.857	31.446	2:02.303		79.24	9.721	10:40:20.860
2 -	1:23.948	31.301	1:55.249		84.09	2.667	10:42:16.109
3 -	1:22.996	31.592	1:54.588		84.57	2.006	10:44:10.697
4 -	1:22.824	31.073	1:53.897		85.08	1.315	10:46:04.594
5 -	1:22.148	31.434	1:53.582	(3)	85.32	1.000	10:47:58.176
6 -	1:22.585	31.052	1:53.637		85.28	1.055	10:49:51.813
7 -	1:22.522	***30.897***	1:53.419	(2)	85.44	0.837	10:51:45.232
8 -	***1:21.605***	30.977	***1:52.582***	***(1)***	***86.08***		***10:53:37.814***

P35 68 RET Lee SMITH Yamaha R1 -

IDEAL LAP TIME : 1:52.656 BEST LAP TIME : 1:52.656 DIFFERENCE : 0.000

LAP	SECTOR 1	SECTOR 2	LAP TIME		MPH	DIFF	TIME OF DAY
1 -	1:29.847	31.203	2:01.050		80.06	8.394	10:39:52.697
2 -	1:22.885	30.959	1:53.844		85.12	1.188	10:41:46.541
3 -	1:22.711	30.359	1:53.070	(2)	85.71	0.414	10:43:39.611
4 -	***1:22.342***	***30.314***	***1:52.656***	***(1)***	***86.02***		***10:45:32.267***
5 -	1:22.954	30.730	1:53.684	(3)	85.24	1.028	10:47:25.951
6 -	1:22.579	IN PIT	1:59.862	P	80.85	7.206	10:49:25.813

P36 63 RET Matthew WREN Suzuki GSXR1000 - TBR performance

IDEAL LAP TIME : 1:52.669 BEST LAP TIME : 1:52.669 DIFFERENCE : 0.000

LAP	SECTOR 1	SECTOR 2	LAP TIME		MPH	DIFF	TIME OF DAY
1 -	1:26.779	30.602	1:57.381	(2)	82.56	4.712	10:40:02.340
2 -	***1:22.208***	***30.461***	***1:52.669***	***(1)***	***86.01***		***10:41:55.009***
3 -	1:30.677	IN PIT	2:07.088	P	76.25	14.419	10:44:02.097

P37 7 C Seb JENKINS Yamaha YZF-R1 - TBR Performance

IDEAL LAP TIME : 1:52.215 BEST LAP TIME : 1:52.711 DIFFERENCE : 0.496

LAP	SECTOR 1	SECTOR 2	LAP TIME		MPH	DIFF	TIME OF DAY
1 -	1:26.886	30.848	1:57.734		82.31	5.023	10:40:03.697
2 -	1:23.731	30.722	1:54.453		84.67	1.742	10:41:58.150
3 -	1:23.896	31.174	1:55.070		84.22	2.359	10:43:53.220
4 -	1:23.867	31.134	1:55.001		84.27	2.290	10:45:48.221
5 -	1:22.584	31.186	1:53.770	(2)	85.18	1.059	10:47:41.991
6 -	1:24.068	***30.475***	1:54.543		84.60	1.832	10:49:36.534
7 -	***1:21.740***	30.971	***1:52.711***	***(1)***	***85.98***		***10:51:29.245***
8 -	1:23.349	30.972	1:54.321	(3)	84.77	1.610	10:53:23.566

Weather / Track : Cloudy / Dry

Oulton Park International: 2.6920 miles
Date: 04/04/2025 Start: 10:37 Finish: 10:52

BMCRC-MRO Championships 2025 - Rnd 2 @ Oulton Park Int

Reactive Parts MRO Powerbikes inc Clubman 1000 & Retro 1000

QUALIFYING - SECTOR ANALYSIS

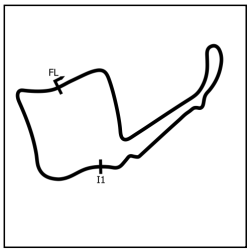

SECTOR 1 = FL to I1, SECTOR 2 = I1 to FL, DIFF = Difference To Personal Best Lap, P = Crossed Finish Line in Pit Lane, D = Time Disallowed

P38 145 RET Andy LOVETT Kawasaki ZXR 750 - awl engineering

IDEAL LAP TIME : 1:54.677 BEST LAP TIME : 1:55.049 DIFFERENCE : 0.372

LAP	SECTOR 1	SECTOR 2	LAP TIME		MPH	DIFF	TIME OF DAY
1 -	1:28.970	32.556	2:01.526		79.74	6.477	10:40:05.817
2 -	1:25.729	32.984	1:58.713	(3)	81.63	3.664	10:42:04.530
3 -	1:24.197	***31.082***	1:55.279	(2)	84.06	0.230	10:43:59.809
4 -	***1:23.595***	31.454	***1:55.049***	(1)	***84.23***		***10:45:54.858***
5 -	1:24.270	IN PIT	2:07.592	P	75.95	12.543	10:48:02.450

P39 66 C Stephen HARVEY Kawasaki ZX10 -

IDEAL LAP TIME : 1:55.105 BEST LAP TIME : 1:55.197 DIFFERENCE : 0.092

LAP	SECTOR 1	SECTOR 2	LAP TIME		MPH	DIFF	TIME OF DAY
1 -	1:31.563	31.230	2:02.793		78.92	7.596	10:40:21.955
2 -	1:25.220	***30.992***	1:56.212		83.39	1.015	10:42:18.167
3 -	1:24.854	31.087	1:55.941	(3)	83.58	0.744	10:44:14.108
4 -	***1:24.113***	31.084	***1:55.197***	(1)	***84.12***		***10:46:09.305***
5 -	1:24.252	31.137	1:55.389	(2)	83.98	0.192	10:48:04.694
6 -	1:24.354	32.131	1:56.485		83.19	1.288	10:50:01.179
7 -	1:25.308	IN PIT	2:05.758	P	77.06	10.561	10:52:06.937

P40 274 RET Stuart LATIMER Suzuki GSXR1000 RR - Fat Bloke Racing RR

IDEAL LAP TIME : 1:58.418 BEST LAP TIME : 1:58.840 DIFFERENCE : 0.422

LAP	SECTOR 1	SECTOR 2	LAP TIME		MPH	DIFF	TIME OF DAY
1 -	1:35.200	33.219	2:08.419		75.46	9.579	10:40:29.253
2 -	1:27.622	33.201	2:00.823		80.21	1.983	10:42:30.076
3 -	1:27.727	32.635	2:00.362	(3)	80.51	1.522	10:44:30.438
4 -	1:26.595	***32.245***	***1:58.840***	(1)	***81.54***		***10:46:29.278***
5 -	***1:26.173***	32.729	1:58.902	(2)	81.50	0.062	10:48:28.180
6 -	1:29.075	IN PIT	2:07.574	P	75.96	8.734	10:50:35.754

Weather / Track : Cloudy / Dry

Oulton Park International: 2.6920 miles
Date: 04/04/2025 Start: 10:37 Finish: 10:52

BMCRC-MRO Championships 2025 - Rnd 2 @ Oulton Park Int

Reactive Parts MRO Powerbikes inc Clubman 1000 & Retro 1000

QUALIFYING - BEST SECTORS

	SECTOR 1		SECTOR 2	
POS	NO	TIME	NO	TIME
1	165	1:10.926	165	26.687
2	77	1:11.362	77	26.794
3	711	1:11.420	711	26.956
4	98	1:12.759	98	27.394
5	199	1:12.932	15	27.405
6	15	1:12.944	691	27.629
7	691	1:13.271	199	27.729
8	71	1:14.259	49	27.802
9	49	1:14.799	71	27.925
10	125	1:14.948	125	27.947
11	88	1:15.304	88	28.040
12	80	1:15.463	80	28.065
13	62	1:16.217	62	28.467
14	3	1:16.441	100	28.623
15	100	1:16.822	78	28.656
16	188	1:17.343	32	28.752
17	32	1:17.517	33	28.758
18	85	1:17.827	87	28.761
19	87	1:18.051	3	28.903
20	33	1:18.113	85	29.069
21	70	1:18.318	45	29.251
22	48	1:18.396	48	29.252
23	45	1:18.493	70	29.282
24	19	1:18.926	19	29.445
25	14	1:19.012	14	29.504
26	78	1:19.162	12	29.639
27	12	1:19.182	188	29.697
28	94	1:19.269	94	29.877
29	46	1:19.865	46	30.043
30	81	1:20.781	115	30.059
31	115	1:20.990	81	30.121
32	333	1:21.024	68	30.314
33	23	1:21.605	333	30.360
34	7	1:21.740	63	30.461
35	63	1:22.208	7	30.475
36	68	1:22.342	23	30.897
37	145	1:23.595	66	30.992
38	66	1:24.113	145	31.082
39	274	1:26.173	274	32.245
40				

IDEAL / BEST COMPARISON

PERFECT LAP	1:37.613

POS	NO	NAME	IDEAL	BEST	DIFF
1	165	OWENS	1:37.613	1:37.613	0.000
2	77	ARSCOTT	1:38.156	1:38.156	0.000
3	711	CROWE	1:38.376	1:38.476	0.100
4	98	BUTTERWORTH	1:40.153	1:40.206	0.053
5	15	HARRISON	1:40.349	1:40.606	0.257
6	199	LUXTON	1:40.661	1:40.661	0.000
7	691	CROSBY	1:40.900	1:40.900	0.000
8	71	HARDY	1:42.184	1:42.542	0.358
9	49	WALLINGTON	1:42.601	1:42.601	0.000
10	125	STONE	1:42.895	1:42.895	0.000
11	88	HALLIDAY	1:43.344	1:43.729	0.385
12	80	CREASEY	1:43.528	1:43.588	0.060
13	62	PERRY	1:44.684	1:44.850	0.166
14	3	BURRILL	1:45.344	1:45.669	0.325
15	100	CRANSTONE	1:45.445	1:45.826	0.381
16	32	MORRIS	1:46.269	1:46.315	0.046
17	87	THOMPSON	1:46.812	1:46.812	0.000
18	33	BLACKFORD	1:46.871	1:46.871	0.000
19	85	WOOD	1:46.896	1:46.896	0.000
20	188	KRAWIECKI	1:47.040	1:47.040	0.000
21	70	PEARCE	1:47.600	1:47.619	0.019
22	48	COLLINS	1:47.648	1:48.363	0.715
23	45	MARSH	1:47.744	1:47.744	0.000
24	78	THOMAS	1:47.818	1:47.818	0.000
25	19	DONOVAN	1:48.371	1:48.393	0.022
26	14	YIANNI	1:48.516	1:48.516	0.000
27	12	THORNTON	1:48.821	1:48.939	0.118
28	94	COOKE	1:49.146	1:49.146	0.000
29	46	GATES	1:49.908	1:50.018	0.110
30	81	HARTLE	1:50.902	1:51.298	0.396
31	115	KEILTY	1:51.049	1:51.482	0.433
32	333	HOUGHTON	1:51.384	1:51.384	0.000
33	7	JENKINS	1:52.215	1:52.711	0.496
34	23	PAES	1:52.502	1:52.582	0.080
35	68	SMITH	1:52.656	1:52.656	0.000
36	63	WREN	1:52.669	1:52.669	0.000
37	145	LOVETT	1:54.677	1:55.049	0.372
38	66	HARVEY	1:55.105	1:55.197	0.092
39	274	LATIMER	1:58.418	1:58.840	0.422
40	910	GOWER		1:48.239	

Weather / Track : Cloudy / Dry

Oulton Park International: 2.6920 miles
Date: 04/04/2025 Start: 10:37 Finish: 10:52

Results can be found at www.tsl-timing.com

Printed - 10:57 Friday, 04 April 2025

BMCRC-MRO Championships 2025 - Rnd 2 @ Oulton Park Int

Reactive Parts MRO Powerbikes inc Clubman 1000 & Retro 1000

QUALIFYING - STATISTICS

Competitors Started	40
Planned Start	2025-04-04 @ 10:40:00.000
Actual Start	2025-04-04 @ 10:37:42.452
Finish Time	2025-04-04 @ 10:52:47.415
Track Length	2.6920mi.
Total Laps	282
Total Distance Covered	759.1520mi.

Session Fastest Lap History

NO	CL	NAME	LAP TIME	TIME OF DAY	LAP	VEHICLE
77		**Finley ARSCOTT**	**1:44.314**	10:39:33.329	1	Honda FIREBLADE
77		**Finley ARSCOTT**	**1:39.396**	10:41:12.725	2	Honda FIREBLADE
711		**Phillip CROWE**	**1:39.222**	10:41:13.384	2	
77		**Finley ARSCOTT**	**1:38.156**	10:42:50.881	3	Honda FIREBLADE
165		**Josh OWENS**	**1:37.613**	10:44:34.102	4	Honda CBR1000RR-R

Flag History

TYPE	TIME OF DAY
GREEN	10:37:42.452
FINISH	10:52:47.415

Flag Statistics

TYPE	COUNT	TOTAL LAPS	TOTAL TIME
Green	1	9	17:01.408
Red	0	0	0.000
Safety Car	0	0	0.000
FCY	0	0	0.000

Weather / Track : Cloudy / Dry

Oulton Park International: 2.6920 miles
Date: 04/04/2025 Start: 10:37 Finish: 10:52

BMCRC-MRO Championships 2025 - Rnd 2 @ Oulton Park Int

Reactive Parts MRO Powerbikes inc Clubman 1000 & Retro 1000

QUALIFYING - STATISTICS

CLASS : 17 Starters

Fastest Lap History

NO	NAME	LAP TIME	TIME OF DAY	LAP	VEHICLE
77	**Finley ARSCOTT**	**1:44.314**	10:39:33.329	1	Honda FIREBLADE
77	**Finley ARSCOTT**	**1:39.396**	10:41:12.725	2	Honda FIREBLADE
711	**Phillip CROWE**	**1:39.222**	10:41:13.384	2	
77	**Finley ARSCOTT**	**1:38.156**	10:42:50.881	3	Honda FIREBLADE
165	**Josh OWENS**	**1:37.613**	10:44:34.102	4	Honda CBR1000RR-R

Weather / Track : Cloudy / Dry

Oulton Park International: 2.6920 miles
Date: 04/04/2025 Start: 10:37 Finish: 10:52

BMCRC-MRO Championships 2025 - Rnd 2 @ Oulton Park Int

Reactive Parts MRO Powerbikes inc Clubman 1000 & Retro 1000

QUALIFYING - STATISTICS

CLASS : C

15 Starters

Fastest Lap History

NO	NAME	LAP TIME	TIME OF DAY	LAP	VEHICLE
88	**Scott HALLIDAY**	**1:51.679**	10:39:42.863	1	
88	**Scott HALLIDAY**	**1:46.198**	10:41:29.062	2	
691	**Harrison CROSBY**	**1:45.054**	10:41:29.459	2	
691	**Harrison CROSBY**	**1:43.188**	10:43:12.647	3	
691	**Harrison CROSBY**	**1:42.165**	10:44:54.813	4	
691	**Harrison CROSBY**	**1:40.900**	10:50:00.710	7	

Weather / Track : Cloudy / Dry

Oulton Park International: 2.6920 miles
Date: 04/04/2025 Start: 10:37 Finish: 10:52

BMCRC-MRO Championships 2025 - Rnd 2 @ Oulton Park Int

Reactive Parts MRO Powerbikes inc Clubman 1000 & Retro 1000

QUALIFYING - STATISTICS

CLASS : RET

8 Starters

Fastest Lap History

NO	NAME	LAP TIME	TIME OF DAY	LAP	VEHICLE
68	**Lee SMITH**	**2:01.050**	10:39:52.705	1	Yamaha R1
94	**Stuart COOKE**	**1:57.859**	10:40:01.644	1	Honda CBR1000RR
63	**Matthew WREN**	**1:57.381**	10:40:02.351	1	Suzuki GSXR1000
68	**Lee SMITH**	**1:53.844**	10:41:46.549	2	Yamaha R1
94	**Stuart COOKE**	**1:52.618**	10:41:54.261	2	Honda CBR1000RR
78	**Jamie THOMAS**	**1:50.572**	10:41:54.531	2	Suzuki GSXR 1000
78	**Jamie THOMAS**	**1:47.818**	10:43:42.346	3	Suzuki GSXR 1000

Weather / Track : Cloudy / Dry

Oulton Park International: 2.6920 miles
Date: 04/04/2025 Start: 10:37 Finish: 10:52

MRO POWERBIKES | MRO CLUBMAN 1000 CUP | MRO RETRO 1000S

BMCRC-MRO Championships 2025 - Rnd 2 @ Oulton Park Int

Reactive Parts MRO Powerbikes inc Clubman 1000 & Retro 1000

RACE 6 - GRID (7 Laps)

ROW 14	42	888	Paul FAGG	41	212	Gareth Alun ROBERTS	1:58.840 40	274 Stuart LATIMER
ROW 13	1:55.197 39	66	Stephen HARVEY	1:55.049 38	145	Andy LOVETT	1:52.711 37	7 Seb JENKINS
ROW 12	1:52.669 36	63	Matthew WREN	1:52.656 35	68	Lee SMITH	1:52.582 34	23 Jason PAES
ROW 11	1:51.482 33	115	Tony KEILTY	1:51.384 32	333	Andrew HOUGHTON	1:51.298 31	81 Dan HARTLE
ROW 10	1:50.018 30	46	Simon GATES	1:49.146 29	94	Stuart COOKE	1:48.939 28	12 Liam THORNTON
ROW 9	1:48.516 27	14	Alex YIANNI	1:48.393 26	19	Tyler DONOVAN	1:48.363 25	48 Aaron COLLINS
ROW 8	1:48.239 24	910	Harry GOWER	1:47.818 23	78	Jamie THOMAS	1:47.744 22	45 Jake MARSH
ROW 7	1:47.619 21	70	Robert PEARCE	1:47.040 20	188	Dawid KRAWIECKI	1:46.896 19	85 Ben WOOD
ROW 6	1:46.871 18	33	Luke BLACKFORD	1:46.812 17	87	Karl THOMPSON	1:46.315 16	32 Martin MORRIS
ROW 5	1:45.826 15	100	Sam CRANSTONE	1:45.669 14	3	Jason BURRILL	1:44.850 13	62 Jonathan PERRY
ROW 4	1:43.729 12	88	Scott HALLIDAY	1:43.588 11	80	Morgan CREASEY	1:42.895 10	125 Scott STONE
ROW 3	1:42.601 9	49	Luke WALLINGTON	1:42.542 8	71	Maximus HARDY	1:40.900 7	691 Harrison CROSBY
ROW 2	1:40.661 6	199	Ben LUXTON	1:40.606 5	15	Nathan HARRISON	1:40.206 4	98 Steven BUTTERWORTH
ROW 1	1:38.476 3	711	Phillip CROWE	1:38.156 2	77	Finley ARSCOTT	1:37.613 1	165 Josh OWENS

Pole

These results are provisional until the conclusion of any judicial and technical matters.

Oulton Park International: 2.6920 miles

Clerk Of Course:	Timekeeper: Craig Smith	

Results can be found at www.tsl-timing.com

Printed - 10:59 Friday, 04 April 2025

TSL SPORTS TIMING TIMING SOLUTIONS LTD

MRO POWERBIKES | MRO CLUBMAN 1000 CUP | MRO RETRO 1000S

BMCRC-MRO Championships 2025 - Rnd 2 @ Oulton Park Int

Reactive Parts MRO Powerbikes inc Clubman 1000 & Retro 1000

RACE 6 - CLASSIFICATION

Race Distance: 8 Laps / 21.53 miles

POS	NO	CL	PIC	NAME	ENTRY	LAPS	TIME	GAP	DIFF	MPH	BEST	ON	GRD	↑↓
1	165		1	Josh OWENS	Honda CBR1000RR-R - Jr Performance	8	13:12.393			97.84	1:37.782	6	1	0
2	77		2	Finley ARSCOTT	Honda FIREBLADE - Jr Performance	8	13:13.731	1.338	1.338	97.67	1:37.913	5	2	0
3	711		3	Phillip CROWE	- Handtrans	8	13:18.524	6.131	4.793	97.09	1:38.539	2	3	0
4	691		4	Harrison CROSBY	- Caddy Group	8	13:26.620	14.227	8.096	96.11	1:39.424	2	7	3
5	98		5	Steven BUTTERWORTH	Honda Fireblade -	8	13:28.366	15.973	1.746	95.91	1:39.756	3	4	-1
6	15		6	Nathan HARRISON	Honda CBR1000RR - H&H Motorcycles	8	13:28.493	16.100	0.127	95.89	1:39.971	5	5	-1
7	199		7	Ben LUXTON	Triumph 765 - CFS FILTRATION RACING	8	13:35.204	22.811	6.711	95.10	1:39.861	4	6	-1
8	71		8	Maximus HARDY	Honda CBR1000RR - DAD	8	13:42.740	30.347	7.536	94.23	1:41.337	7	8	0
9	80		9	Morgan CREASEY	Honda FIREBLADE - Warics Ltd	8	13:43.112	30.719	0.372	94.19	1:41.471	8	11	2
10	49		10	Luke WALLINGTON	Honda FIREBLADE - Roxo Rodina Racing	8	13:52.566	40.173	9.454	93.12	1:42.274	2	9	-1
11	88		11	Scott HALLIDAY	- Performance fitness gym	8	13:53.625	41.232	1.059	93.00	1:42.785	2	12	1
12	125		12	Scott STONE	Yamaha R1 - Amco Retford	8	13:54.947	42.554	1.322	92.85	1:42.785	2	10	-2
13	62		13	Jonathan PERRY	- Gordon Huxley Racing	8	14:07.828	55.435	12.881	91.44	1:44.244	7	13	0
14	100	C	1	Sam CRANSTONE	Honda FIREBLADE - Fortis racing	8	14:09.157	56.764	1.329	91.30	1:44.914	7	15	1
15	212*		14	Gareth Alun ROBERTS	Honda CBR1000RR - KMS Construction	8	14:14.430	1:02.037	5.273	90.73	1:42.277	6	41	26
16	188		15	Dawid KRAWIECKI	Yamaha R1 - Code Blue LTD & D A East Electrical	8	14:23.428	1:11.035	8.998	89.79	1:46.138	5	20	4
17	85	C	2	Ben WOOD	Yamaha R1 -	8	14:25.414	1:13.021	1.986	89.58	1:45.877	8	19	2
18	70	C	3	Robert PEARCE	Aprilia RSV4 1000 - Paintworx Body Repair	8	14:27.375	1:14.982	1.961	89.38	1:47.159	3	21	3
19	87	C	4	Karl THOMPSON	Yamaha R1 - #Teamrace	8	14:27.573	1:15.180	0.198	89.36	1:46.326	5	17	-2
20	33	C	5	Luke BLACKFORD	Kawasaki ZX10RR - Trelisk motorcycles/Ameera groundwork	8	14:27.724	1:15.331	0.151	89.34	1:46.942	5	18	-2
21	19	RET	1	Tyler DONOVAN	- Tinder Corp	8	14:30.930	1:18.537	3.206	89.02	1:46.742	7	26	5
22	3		16	Jason BURRILL	BMW M1000RR -	8	14:31.429	1:19.036	0.499	88.96	1:47.529	4	14	-8
23	32		17	Martin MORRIS	Honda CBR1000RR SP - Morris Racing, Obsession Enginee	8	14:31.707	1:19.314	0.278	88.94	1:46.732	6	16	-7
24	78	RET	2	Jamie THOMAS	Suzuki GSXR 1000 - Team RubyRacing	8	14:32.314	1:19.921	0.607	88.87	1:47.114	4	23	-1
25	46	C	6	Simon GATES	Yamaha YZF R1 - T.A Roden LTD / Canine Plus Hydro	8	14:43.565	1:31.172	11.251	87.74	1:47.272	8	30	5
26	12*		18	Liam THORNTON	Honda CBR1000RR SP - Majestic Engineering Thornton Rac	8	14:53.468	1:41.075	9.903	86.77	1:47.442	8	28	2
27	94	RET	3	Stuart COOKE	Honda CBR1000RR -	8	14:53.618	1:41.225	0.150	86.76	1:49.432	5	29	2
28	14	C	7	Alex YIANNI	BMW S1000 RR - Airpack 2000 Racing/Almig Compressors	8	14:54.789	1:42.396	1.171	86.64	1:49.516	5	27	-1
29	63	RET	4	Matthew WREN	Suzuki GSXR1000 - TBR performance	7	13:13.592	1 Lap	1 Lap	85.48	1:51.374	5	36	7
30	7	C	8	Seb JENKINS	Yamaha YZF-R1 - TBR Performance	7	13:13.968	1 Lap	0.376	85.44	1:51.335	3	37	7
31	333		19	Andrew HOUGHTON	BMW S1000RR - Techoir	7	13:14.493	1 Lap	0.525	85.38	1:50.830	3	32	1
32	81	C	9	Dan HARTLE	Yamaha R1 2CR - #Teamrace	7	13:15.219	1 Lap	0.726	85.30	1:51.780	5	31	-1
33	23	C	10	Jason PAES	Aprilia RSV4 - J&R Electrical Ltd	7	13:15.576	1 Lap	0.357	85.27	1:51.190	3	34	1
34	66	C	11	Stephen HARVEY	Kawasaki ZX10 -	7	13:36.357	1 Lap	20.781	83.09	1:54.423	3	39	5

NOT CLASSIFIED

DNF	274	RET		Stuart LATIMER	Suzuki GSXR1000 RR - Fat Bloke Racing RR	6	12:00.214	2 Laps	1 Lap	80.73	1:57.756	3	40	
DNF	45			Jake MARSH	Honda CBR1000RR FIRBELADE - RD Racing	5	9:24.811	3 Laps	1 Lap	85.79	1:47.168	4	22	
DNF	48	C		Aaron COLLINS	Bmw S1000RR - Precision installations	5	9:26.112	3 Laps	1.301	85.59	1:49.893	4	25	
DNF	115	RET		Tony KEILTY	Suzuki GSXR 1000 - Eat Your Heart Out	5	9:34.721	3 Laps	8.609	84.31	1:50.097	4	33	
DNF	910	C		Harry GOWER	Triumph DAYTONA 765 - RG Racing	1	1:57.286	7 Laps	4 Laps	82.62			24	

FASTEST LAP

165		Josh OWENS	Honda CBR1000RR-R - Jr Performance	6	1:37.782	99.11 mph	159.50 kph
100	C	Sam CRANSTONE	Honda FIREBLADE - Fortis racing	7	1:44.914	92.37 mph	148.66 kph
19	RET	Tyler DONOVAN	- Tinder Corp	7	1:46.742	90.79 mph	146.11 kph

#12 & #212 - 10 Second Jump Start Penalty
Class - 92.5% of Race Speed = 90.50 mph
Class C - 92.5% of Race Speed = 84.45 mph
Class RET - 92.5% of Race Speed = 82.34 mph

Weather / Track : Sunny / Dry
These results are provisional until the conclusion of any judicial and technical matters.

Date: 04/04/2025 Start: 15:20 Finish: 15:33
Oulton Park International: 2.6920 miles

Clerk Of Course:	Timekeeper: Craig Smith	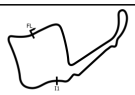

Results can be found at www.tsl-timing.com

Printed - 15:36 Friday, 04 April 2025

TSL SPORTS TIMING TIMING SOLUTIONS LTD

BMCRC-MRO Championships 2025 - Rnd 2 @ Oulton Park Int

Reactive Parts MRO Powerbikes inc Clubman 1000 & Retro 1000

RACE 6 - LAP CHART

LAP 1 @ 15:21:52.805

NO	BEHIND	LAP TIME
711		1:43.461
165	0.316	1:43.777
77	0.440	1:43.901
15	2.146	1:45.607
98	2.537	1:45.998
691	3.833	1:47.294
71	4.381	1:47.842
80	4.706	1:48.167
199	4.948	1:48.409
49	5.286	1:48.747
125	5.700	1:49.161
88	6.195	1:49.656
100	7.214	1:50.675
62	8.200	1:51.661
33	10.689	1:54.150
70	10.920	1:54.381
188	11.149	1:54.610
3	11.699	1:55.160
87	12.032	1:55.493
45	12.308	1:55.769
85	12.825	1:56.286
910	13.825	1:57.286
19	13.867	1:57.328
212	13.915	1:57.376
32	14.212	1:57.673
78	14.743	1:58.204
94	16.147	1:59.608
12	16.398	1:59.859
14	16.681	2:00.142
81	17.502	2:00.963
46	17.642	2:01.103
115	17.959	2:01.420
7	18.421	2:01.882
48	18.636	2:02.097
63	19.107	2:02.568
23	20.493	2:03.954
333	20.516	2:03.977
66	21.953	2:05.414
274	23.741	2:07.202

LAP 2 @ 15:23:31.344

NO	BEHIND	LAP TIME
711		1:38.539
165	0.099	1:38.322
77	0.395	1:38.494
15	3.744	1:40.137
98	4.212	1:40.214
691	4.718	1:39.424
199	7.493	1:41.084
71	8.335	1:42.493
80	8.479	1:42.312
49	9.021	1:42.274
125	9.946	1:42.785
88	10.441	1:42.785
100	13.826	1:45.151
62	14.852	1:45.191
70	19.818	1:47.437
188	20.129	1:47.519
33	20.570	1:48.420
3	21.041	1:47.881
85	21.220	1:46.934
87	21.594	1:48.101
212	21.825	1:46.449
45	22.211	1:48.442
32	24.457	1:48.784
19	25.411	1:50.083
78	25.546	1:49.342
94	28.364	1:50.756
12	28.545	1:50.686
14	29.637	1:51.495
46	30.744	1:51.641
81	31.040	1:52.077
115	31.522	1:52.102
7	31.766	1:51.884
48	32.048	1:51.951
63	32.379	1:51.811
333	33.267	1:51.290
23	34.273	1:52.319
66	39.398	1:55.984
274	43.472	1:58.270

LAP 3 @ 15:25:10.260

NO	BEHIND	LAP TIME
711		1:38.916
165	0.052	1:38.869
77	0.201	1:38.722
15	4.820	1:39.992
98	5.052	1:39.756
691	5.401	1:39.599
199	8.782	1:40.205
71	11.060	1:41.641
80	12.059	1:42.496
49	13.529	1:43.424
125	14.046	1:43.016
88	14.682	1:43.157
100	20.155	1:45.245
62	20.621	1:44.685
70	28.061	1:47.159
188	28.213	1:47.000
212	28.711	1:45.802
33	29.285	1:47.631
85	30.068	1:47.764
3	30.433	1:48.308
87	30.691	1:48.013
45	30.967	1:47.672
32	33.523	1:47.982
19	34.696	1:48.201
78	34.947	1:48.317
12	40.263	1:50.634
94	40.803	1:51.355
14	41.176	1:50.455
46	41.622	1:49.794
115	43.918	1:51.312
81	43.925	1:51.801
7	44.185	1:51.335
48	44.518	1:51.386
63	45.004	1:51.541
333	45.181	1:50.830
23	46.547	1:51.190
66	54.905	1:54.423
274	1:02.312	1:57.756

LAP 4 @ 15:26:48.537

NO	BEHIND	LAP TIME
165		1:38.225
77	0.162	1:38.238
711	1.291	1:39.568
15	6.789	1:40.246
98	7.153	1:40.378
691	7.335	1:40.211
199	10.366	1:39.861
71	15.172	1:42.389
80	15.779	1:41.997
49	18.624	1:43.372
125	19.084	1:43.315
88	19.549	1:43.144
100	27.501	1:45.623
62	27.651	1:45.307
212	34.621	1:44.187
188	36.726	1:46.790
70	37.355	1:47.571
85	37.761	1:45.970
33	38.728	1:47.720
87	39.205	1:46.791
3	39.685	1:47.529
45	39.858	1:47.168
32	42.237	1:46.991
19	43.509	1:47.090
78	43.784	1:47.114
12	50.739	1:48.753
46	52.593	1:49.248
94	53.004	1:50.478
14	53.271	1:50.372
115	55.738	1:50.097
48	56.134	1:49.893
81	57.808	1:52.160
7	58.165	1:52.257
63	58.664	1:51.937
333	58.779	1:51.875
23	59.948	1:51.678
66	1:11.948	1:55.320
274	1:22.325	1:58.290

LAP 5 @ 15:28:26.456

NO	BEHIND	LAP TIME
165		1:37.919
77	0.156	1:37.913
711	2.441	1:39.069
15	8.841	1:39.971
98	9.281	1:40.047
691	9.445	1:40.029
199	12.585	1:40.138
71	19.476	1:42.223
80	19.635	1:41.775
49	23.759	1:43.054
125	24.301	1:43.136
88	24.417	1:42.787
100	34.834	1:45.252
62	35.107	1:45.375
212	39.463	1:42.761
188	44.945	1:46.138
70	46.898	1:47.462
85	47.176	1:47.334
87	47.612	1:46.326
33	47.751	1:46.942
3	49.435	1:47.669
32	51.204	1:46.886
19	52.849	1:47.259
78	53.194	1:47.329
12	1:01.783	1:48.963
46	1:02.524	1:47.850
94	1:04.517	1:49.432
14	1:04.868	1:49.516
45	1:07.699	2:05.760 P
48	1:09.000	1:50.785
81	1:11.669	1:51.780
63	1:12.119	1:51.374
7	1:12.684	1:52.438
333	1:12.835	1:51.975
23	1:13.271	1:51.242
115	1:17.609	1:59.790 P
66	1:28.956	1:54.927

LAP 6 @ 15:30:04.238

NO	BEHIND	LAP TIME
165		1:37.782
77	0.691	1:38.317
711	3.371	1:38.712
274	1 Lap	1:59.399
15	11.173	1:40.114
691	11.361	1:39.698
98	11.869	1:40.370
199	15.016	1:40.213
71	24.812	1:43.118
80	24.868	1:43.015
49	29.552	1:43.575
88	30.401	1:43.766
125	30.982	1:44.463
62	42.852	1:45.527
100	43.276	1:46.224
212	43.958	1:42.277
188	53.697	1:46.534
70	56.682	1:47.566
85	56.737	1:47.343
33	57.099	1:47.130
87	57.196	1:47.366
3	59.263	1:47.610
32	1:00.154	1:46.732
19	1:02.328	1:47.261
78	1:02.569	1:47.157
12	1:12.636	1:48.635
46	1:12.978	1:48.236
94	1:16.458	1:49.723
14	1:17.799	1:50.713
63	1:25.942	1:51.605
81	1:26.586	1:52.699
7	1:27.047	1:52.145
333	1:27.354	1:52.301
23	1:27.937	1:52.448

LAP 7 @ 15:31:42.689

NO	BEHIND	LAP TIME
165		1:38.451
77	0.719	1:38.479
711	5.206	1:40.286
66	1 Lap	1:55.864
691	13.149	1:40.239
15	13.295	1:40.573
98	14.226	1:40.808
199	18.858	1:42.293
274	1 Lap	1:59.297
71	27.698	1:41.337
80	28.296	1:41.879
49	34.605	1:43.504
88	35.200	1:43.250
125	36.538	1:44.007
212	48.421	1:42.914
62	48.645	1:44.244
100	49.739	1:44.914
188	1:02.466	1:47.220
70	1:05.898	1:47.667
85	1:06.192	1:47.906
87	1:06.375	1:47.630
33	1:06.599	1:47.951
3	1:08.883	1:48.071
32	1:09.326	1:47.623
19	1:10.619	1:46.742
78	1:11.577	1:47.459
12	1:22.681	1:48.496
46	1:22.948	1:48.421
94	1:28.515	1:50.508
14	1:30.249	1:50.901

LAP 8 @ 15:33:21.737

NO	BEHIND	LAP TIME
165		1:39.048
63	1 Lap	1:52.756
77	1.338	1:39.667
7	1 Lap	1:52.027
333	1 Lap	1:52.245
81	1 Lap	1:53.739
23	1 Lap	1:52.745
711	6.131	1:39.973
691	14.227	1:40.126
98	15.973	1:40.795
15	16.100	1:41.853
199	22.811	1:43.001
66	1 Lap	1:54.425
71	30.347	1:41.697
80	30.719	1:41.471
49	40.173	1:44.616
88	41.232	1:45.080
125	42.554	1:45.064
212	52.037	1:42.664
62	55.435	1:45.838
100	56.764	1:46.073
188	1:11.035	1:47.617
85	1:13.021	1:45.877
70	1:14.982	1:48.132
87	1:15.180	1:47.853
33	1:15.331	1:47.780
19	1:18.537	1:46.966
3	1:19.036	1:49.201
32	1:19.314	1:49.036
78	1:19.921	1:47.392
12	1:31.075	1:47.442
46	1:31.172	1:47.272
94	1:41.225	1:51.758
14	1:42.396	1:51.195

Weather / Track : Sunny / Dry

Oulton Park International: 2.6920 miles
Date: 04/04/2025 Start: 15:20 Finish: 15:33

Results can be found at www.tsl-timing.com

Printed - 15:36 Friday, 04 April 2025

BMCRC-MRO Championships 2025 - Rnd 2 @ Oulton Park Int

Reactive Parts MRO Powerbikes inc Clubman 1000 & Retro 1000

RACE 6 - POSITION CHART

No	Name	Lap Pos	1	2	3	4	5	6	7	8
165	OWENS	1	711	711	711	165	165	165	165	165
77	ARSCOTT	2	165	165	165	77	77	77	77	77
711	CROWE	3	77	77	77	711	711	711	711	711
98	BUTTERWORTH	4	15	15	15	15	15	15	691	691
15	HARRISON	5	98	98	98	98	98	691	15	98
199	LUXTON	6	691	691	691	691	691	98	98	15
691	CROSBY	7	71	199	199	199	199	199	199	199
71	HARDY	8	80	71	71	71	71	71	71	71
49	WALLINGTON	9	199	80	80	80	80	80	80	80
125	STONE	10	49	49	49	49	49	49	49	49
80	CREASEY	11	125	125	125	125	125	88	88	88
88	HALLIDAY	12	88	88	88	88	88	125	125	125
62	PERRY	13	100	100	100	100	100	62	212	212
3	BURRILL	14	62	62	62	62	62	100	62	62
100	CRANSTONE	15	33	70	70	212	212	212	100	100
32	MORRIS	16	70	188	188	188	188	188	188	188
87	THOMPSON	17	188	33	212	70	70	70	70	85
33	BLACKFORD	18	3	3	33	85	85	85	85	70
85	WOOD	19	87	85	85	33	87	33	87	87
188	KRAWIECKI	20	45	87	3	87	33	87	33	33
70	PEARCE	21	85	212	87	3	3	3	3	19
45	MARSH	22	910	45	45	45	32	32	32	3
78	THOMAS	23	19	32	32	32	19	19	19	32
910	GOWER	24	212	19	19	19	78	78	78	78
48	COLLINS	25	32	78	78	78	12	12	12	12
19	DONOVAN	26	78	94	12	12	46	46	46	46
14	YIANNI	27	94	12	94	46	94	94	94	94
12	THORNTON	28	12	14	14	94	14	14	14	14
94	COOKE	29	14	46	46	14	*45*	63	63	
46	GATES	30	81	81	115	115	48	81	7	
81	HARTLE	31	46	115	81	48	81	7	333	
333	HOUGHTON	32	115	7	7	81	63	333	81	
115	KEILTY	33	7	48	48	7	7	23	23	
23	PAES	34	48	63	63	63	333	66	66	
63	WREN	35	63	333	333	333	23	274		
7	JENKINS	36	23	23	23	23	*115*			
66	HARVEY	37	333	66	66	66	66			
274	LATIMER	38	66	274	274	274	274			
212	ROBERTS	39	274							

Weather / Track : Sunny / Dry

Oulton Park International: 2.6920 miles
Date: 04/04/2025 Start: 15:20 Finish: 15:33

Results can be found at www.tsl-timing.com

Printed - 15:36 Friday, 04 April 2025

BMCRC-MRO Championships 2025 - Rnd 2 @ Oulton Park Int

Reactive Parts MRO Powerbikes inc Clubman 1000 & Retro 1000

RACE 6 - SECTOR ANALYSIS

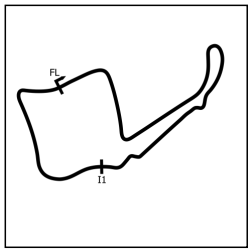

SECTOR 1 = FL to I1, SECTOR 2 = I1 to FL, DIFF = Difference To Personal Best Lap, P = Crossed Finish Line in Pit Lane, D = Time Disallowed

P1 165 Josh OWENS — Honda CBR1000RR-R - Jr Performance

IDEAL LAP TIME : 1:37.756 BEST LAP TIME : 1:37.782 DIFFERENCE : 0.026

LAP	SECTOR 1	SECTOR 2	LAP TIME		MPH	DIFF	TIME OF DAY
1 -		27.159	1:43.777		93.38	5.995	15:21:53.121
2 -	1:11.193	27.129	1:38.322		98.56	0.540	15:23:31.443
3 -	1:11.807	27.062	1:38.869		98.02	1.087	15:25:10.312
4 -	1:11.077	27.148	1:38.225	(3)	98.66	0.443	15:26:48.537
5 -	1:10.918	***27.001***	1:37.919	(2)	98.97	0.137	15:28:26.456
6 -	***1:10.755***	27.027	***1:37.782***	(1)	***99.11***		***15:30:04.238***
7 -	1:11.381	27.070	1:38.451		98.43	0.669	15:31:42.689
8 -	1:10.906	28.142	1:39.048		97.84	1.266	15:33:21.737

P2 77 Finley ARSCOTT — Honda FIREBLADE - Jr Performance

IDEAL LAP TIME : 1:37.857 BEST LAP TIME : 1:37.913 DIFFERENCE : 0.056

LAP	SECTOR 1	SECTOR 2	LAP TIME		MPH	DIFF	TIME OF DAY
1 -		27.104	1:43.901		93.27	5.988	15:21:53.245
2 -	1:11.446	27.048	1:38.494		98.39	0.581	15:23:31.739
3 -	1:11.792	26.930	1:38.722		98.16	0.809	15:25:10.461
4 -	1:11.267	26.971	1:38.238	(2)	98.65	0.325	15:26:48.699
5 -	***1:10.935***	26.978	***1:37.913***	(1)	***98.97***		***15:28:26.612***
6 -	1:11.154	27.163	1:38.317	(3)	98.57	0.404	15:30:04.929
7 -	1:11.557	***26.922***	1:38.479		98.40	0.566	15:31:43.408
8 -	1:11.584	28.083	1:39.667		97.23	1.754	15:33:23.075

P3 711 Phillip CROWE — - Handtrans

IDEAL LAP TIME : 1:38.445 BEST LAP TIME : 1:38.539 DIFFERENCE : 0.094

LAP	SECTOR 1	SECTOR 2	LAP TIME		MPH	DIFF	TIME OF DAY
1 -		27.152	1:43.461		93.67	4.922	15:21:52.805
2 -	***1:11.304***	27.235	***1:38.539***	(1)	***98.34***		***15:23:31.344***
3 -	1:11.775	***27.141***	1:38.916	(3)	97.97	0.377	15:25:10.260
4 -	1:12.301	27.267	1:39.568		97.33	1.029	15:26:49.828
5 -	1:11.903	27.166	1:39.069		97.82	0.530	15:28:28.897
6 -	1:11.472	27.240	1:38.712	(2)	98.17	0.173	15:30:07.609
7 -	1:12.373	27.913	1:40.286		96.63	1.747	15:31:47.895
8 -	1:12.545	27.428	1:39.973		96.93	1.434	15:33:27.868

P4 691 Harrison CROSBY — - Caddy Group

IDEAL LAP TIME : 1:39.182 BEST LAP TIME : 1:39.424 DIFFERENCE : 0.242

LAP	SECTOR 1	SECTOR 2	LAP TIME		MPH	DIFF	TIME OF DAY
1 -		27.520	1:47.294		90.32	7.870	15:21:56.638
2 -	***1:11.918***	27.506	***1:39.424***	(1)	***97.47***		***15:23:36.062***
3 -	1:12.252	27.347	1:39.599	(2)	97.30	0.175	15:25:15.661
4 -	1:12.780	27.431	1:40.211		96.70	0.787	15:26:55.872
5 -	1:12.696	27.333	1:40.029		96.88	0.605	15:28:35.901
6 -	1:12.345	27.353	1:39.698	(3)	97.20	0.274	15:30:15.599
7 -	1:12.975	***27.264***	1:40.239		96.68	0.815	15:31:55.838
8 -	1:12.491	27.635	1:40.126		96.79	0.702	15:33:35.964

P5 98 Steven BUTTERWORTH — Honda Fireblade -

IDEAL LAP TIME : 1:39.717 BEST LAP TIME : 1:39.756 DIFFERENCE : 0.039

LAP	SECTOR 1	SECTOR 2	LAP TIME		MPH	DIFF	TIME OF DAY
1 -		***27.423***	1:45.998		91.42	6.242	15:21:55.342
2 -	1:12.681	27.533	1:40.214	(3)	96.70	0.458	15:23:35.556
3 -	***1:12.294***	27.462	***1:39.756***	(1)	***97.15***		***15:25:15.312***
4 -	1:12.750	27.628	1:40.378		96.54	0.622	15:26:55.690
5 -	1:12.615	27.432	1:40.047	(2)	96.86	0.291	15:28:35.737
6 -	1:12.842	27.528	1:40.370		96.55	0.614	15:30:16.107
7 -	1:13.273	27.535	1:40.808		96.13	1.052	15:31:56.915
8 -	1:13.259	27.536	1:40.795		96.14	1.039	15:33:37.710

Weather / Track : Sunny / Dry

Oulton Park International: 2.6920 miles
Date: 04/04/2025 Start: 15:20 Finish: 15:33

BMCRC-MRO Championships 2025 - Rnd 2 @ Oulton Park Int

Reactive Parts MRO Powerbikes inc Clubman 1000 & Retro 1000

RACE 6 - SECTOR ANALYSIS

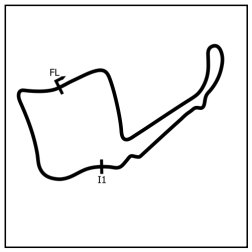

SECTOR 1 = FL to I1, SECTOR 2 = I1 to FL, DIFF = Difference To Personal Best Lap, P = Crossed Finish Line in Pit Lane, D = Time Disallowed

P6 15 Nathan HARRISON Honda CBR1000RR - H&H Motorcycles

IDEAL LAP TIME : 1:39.833 BEST LAP TIME : 1:39.971 DIFFERENCE : 0.138

LAP	SECTOR 1	SECTOR 2	LAP TIME	MPH	DIFF	TIME OF DAY
1 -		***27.345***	1:45.607	91.76	5.636	15:21:54.951
2 -	1:12.619	27.518	1:40.137	96.78	0.166	15:23:35.088
3 -	***1:12.488***	27.504	1:39.992 **(2)**	96.92	0.021	15:25:15.080
4 -	1:12.697	27.549	1:40.246	96.67	0.275	15:26:55.326
5 -	1:12.606	27.365	***1:39.971*** **(1)**	***96.94***		***15:28:35.297***
6 -	1:12.666	27.448	1:40.114 **(3)**	96.80	0.143	15:30:15.411
7 -	1:12.845	27.728	1:40.573	96.36	0.602	15:31:55.984
8 -	1:14.296	27.557	1:41.853	95.14	1.882	15:33:37.837

P7 199 Ben LUXTON Triumph 765 - CFS FILTRATION RACING

IDEAL LAP TIME : 1:39.861 BEST LAP TIME : 1:39.861 DIFFERENCE : 0.000

LAP	SECTOR 1	SECTOR 2	LAP TIME	MPH	DIFF	TIME OF DAY
1 -		27.849	1:48.409	89.39	8.548	15:21:57.753
2 -	1:13.486	27.598	1:41.084	95.87	1.223	15:23:38.837
3 -	1:12.673	27.532	1:40.205 **(3)**	96.71	0.344	15:25:19.042
4 -	***1:12.401***	***27.460***	***1:39.861*** **(1)**	***97.04***		***15:26:58.903***
5 -	1:12.597	27.541	1:40.138 **(2)**	96.77	0.277	15:28:39.041
6 -	1:12.532	27.681	1:40.213	96.70	0.352	15:30:19.254
7 -	1:14.345	27.948	1:42.293	94.74	2.432	15:32:01.547
8 -	1:13.906	29.095	1:43.001	94.08	3.140	15:33:44.548

P8 71 Maximus HARDY Honda CBR1000RR - DAD

IDEAL LAP TIME : 1:41.182 BEST LAP TIME : 1:41.337 DIFFERENCE : 0.155

LAP	SECTOR 1	SECTOR 2	LAP TIME	MPH	DIFF	TIME OF DAY
1 -		28.237	1:47.842	89.86	6.505	15:21:57.186
2 -	1:14.295	28.198	1:42.493	94.55	1.156	15:23:39.679
3 -	1:13.766	***27.875***	1:41.641 **(2)**	95.34	0.304	15:25:21.320
4 -	1:14.004	28.385	1:42.389	94.65	1.052	15:27:03.709
5 -	1:14.049	28.174	1:42.223	94.80	0.886	15:28:45.932
6 -	1:14.890	28.228	1:43.118	93.98	1.781	15:30:29.050
7 -	***1:13.307***	28.030	***1:41.337*** **(1)**	***95.63***		***15:32:10.387***
8 -	1:13.540	28.157	1:41.697 **(3)**	95.29	0.360	15:33:52.084

P9 80 Morgan CREASEY Honda FIREBLADE - Warics Ltd

IDEAL LAP TIME : 1:41.440 BEST LAP TIME : 1:41.471 DIFFERENCE : 0.031

LAP	SECTOR 1	SECTOR 2	LAP TIME	MPH	DIFF	TIME OF DAY
1 -		***27.926***	1:48.167	89.59	6.696	15:21:57.511
2 -	1:14.148	28.164	1:42.312	94.72	0.841	15:23:39.823
3 -	1:14.287	28.209	1:42.496	94.55	1.025	15:25:22.319
4 -	1:13.842	28.155	1:41.997	95.01	0.526	15:27:04.316
5 -	1:13.760	28.015	1:41.775 **(2)**	95.22	0.304	15:28:46.091
6 -	1:14.538	28.477	1:43.015	94.07	1.544	15:30:29.106
7 -	1:13.794	28.085	1:41.879 **(3)**	95.12	0.408	15:32:10.985
8 -	***1:13.514***	27.957	***1:41.471*** **(1)**	***95.50***		***15:33:52.456***

P10 49 Luke WALLINGTON Honda FIREBLADE - Roxo Rodina Racing

IDEAL LAP TIME : 1:42.153 BEST LAP TIME : 1:42.274 DIFFERENCE : 0.121

LAP	SECTOR 1	SECTOR 2	LAP TIME	MPH	DIFF	TIME OF DAY
1 -		***27.935***	1:48.747	89.11	6.473	15:21:58.091
2 -	***1:14.218***	28.056	***1:42.274*** **(1)**	***94.75***		***15:23:40.365***
3 -	1:15.038	28.386	1:43.424	93.70	1.150	15:25:23.789
4 -	1:14.858	28.514	1:43.372 **(3)**	93.75	1.098	15:27:07.161
5 -	1:14.726	28.328	1:43.054 **(2)**	94.04	0.780	15:28:50.215
6 -	1:15.068	28.507	1:43.575	93.56	1.301	15:30:33.790
7 -	1:14.837	28.667	1:43.504	93.63	1.230	15:32:17.294
8 -	1:15.674	28.942	1:44.616	92.63	2.342	15:34:01.910

Weather / Track : Sunny / Dry

Oulton Park International: 2.6920 miles
Date: 04/04/2025 Start: 15:20 Finish: 15:33

BMCRC-MRO Championships 2025 - Rnd 2 @ Oulton Park Int

Reactive Parts MRO Powerbikes inc Clubman 1000 & Retro 1000

RACE 6 - SECTOR ANALYSIS

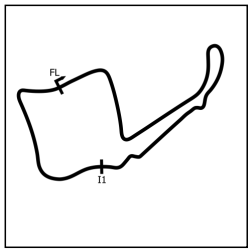

SECTOR 1 = FL to I1, SECTOR 2 = I1 to FL, DIFF = Difference To Personal Best Lap, P = Crossed Finish Line in Pit Lane, D = Time Disallowed

P11 88 Scott HALLIDAY - Performance fitness gym

IDEAL LAP TIME : 1:42.368 BEST LAP TIME : 1:42.785 DIFFERENCE : 0.417

LAP	SECTOR 1	SECTOR 2	LAP TIME	MPH	DIFF	TIME OF DAY
1 -		27.999	1:49.656	88.37	6.871	15:21:59.000
2 -	***1:14.392***	28.393	***1:42.785 (1)***	***94.28***		***15:23:41.785***
3 -	1:15.087	28.070	1:43.157	93.94	0.372	15:25:24.942
4 -	1:14.773	28.371	1:43.144 **(3)**	93.95	0.359	15:27:08.086
5 -	1:14.811	***27.976***	1:42.787 **(2)**	94.28	0.002	15:28:50.873
6 -	1:15.325	28.441	1:43.766	93.39	0.981	15:30:34.639
7 -	1:14.642	28.608	1:43.250	93.86	0.465	15:32:17.889
8 -	1:16.349	28.731	1:45.080	92.22	2.295	15:34:02.969

P12 125 Scott STONE Yamaha R1 - Amco Retford

IDEAL LAP TIME : 1:42.733 BEST LAP TIME : 1:42.785 DIFFERENCE : 0.052

LAP	SECTOR 1	SECTOR 2	LAP TIME	MPH	DIFF	TIME OF DAY
1 -		***28.051***	1:49.161	88.77	6.376	15:21:58.505
2 -	***1:14.682***	28.103	***1:42.785 (1)***	***94.28***		***15:23:41.290***
3 -	1:14.890	28.126	1:43.016 **(2)**	94.07	0.231	15:25:24.306
4 -	1:15.084	28.231	1:43.315	93.80	0.530	15:27:07.621
5 -	1:14.874	28.262	1:43.136 **(3)**	93.96	0.351	15:28:50.757
6 -	1:15.971	28.492	1:44.463	92.77	1.678	15:30:35.220
7 -	1:15.304	28.703	1:44.007	93.17	1.222	15:32:19.227
8 -	1:16.018	29.046	1:45.064	92.24	2.279	15:34:04.291

P13 62 Jonathan PERRY - Gordon Huxley Racing

IDEAL LAP TIME : 1:44.181 BEST LAP TIME : 1:44.244 DIFFERENCE : 0.063

LAP	SECTOR 1	SECTOR 2	LAP TIME	MPH	DIFF	TIME OF DAY
1 -		28.732	1:51.661	86.79	7.417	15:22:01.005
2 -	1:16.597	28.594	1:45.191 **(3)**	92.13	0.947	15:23:46.196
3 -	1:16.311	***28.374***	1:44.685 **(2)**	92.57	0.441	15:25:30.881
4 -	1:16.635	28.672	1:45.307	92.02	1.063	15:27:16.188
5 -	1:16.569	28.806	1:45.375	91.96	1.131	15:29:01.563
6 -	1:17.099	28.428	1:45.527	91.83	1.283	15:30:47.090
7 -	***1:15.807***	28.437	***1:44.244 (1)***	***92.96***		***15:32:31.334***
8 -	1:16.895	28.943	1:45.838	91.56	1.594	15:34:17.172

P14 100 C Sam CRANSTONE Honda FIREBLADE - Fortis racing

IDEAL LAP TIME : 1:44.631 BEST LAP TIME : 1:44.914 DIFFERENCE : 0.283

LAP	SECTOR 1	SECTOR 2	LAP TIME	MPH	DIFF	TIME OF DAY
1 -		***28.519***	1:50.675	87.56	5.761	15:22:00.019
2 -	***1:16.112***	29.039	1:45.151 **(2)**	92.16	0.237	15:23:45.170
3 -	1:16.365	28.880	1:45.245 **(3)**	92.08	0.331	15:25:30.415
4 -	1:16.596	29.027	1:45.623	91.75	0.709	15:27:16.038
5 -	1:16.432	28.820	1:45.252	92.07	0.338	15:29:01.290
6 -	1:16.996	29.228	1:46.224	91.23	1.310	15:30:47.514
7 -	1:16.159	28.755	***1:44.914 (1)***	***92.37***		***15:32:32.428***
8 -	1:16.982	29.091	1:46.073	91.36	1.159	15:34:18.501

P15 212 Gareth Alun ROBERTS Honda CBR1000RR - KMS Construction

IDEAL LAP TIME : 1:42.277 BEST LAP TIME : 1:42.277 DIFFERENCE : 0.000

LAP	SECTOR 1	SECTOR 2	LAP TIME	MPH	DIFF	TIME OF DAY
1 -		29.259	1:57.376	82.56	15.099	15:22:06.720
2 -	1:17.846	28.603	1:46.449	91.04	4.172	15:23:53.169
3 -	1:17.195	28.607	1:45.802	91.59	3.525	15:25:38.971
4 -	1:15.960	28.227	1:44.187	93.01	1.910	15:27:23.158
5 -	1:14.404	28.357	1:42.761 **(3)**	94.30	0.484	15:29:05.919
6 -	***1:14.057***	***28.220***	***1:42.277 (1)***	***94.75***		***15:30:48.196***
7 -	1:14.409	28.505	1:42.914	94.16	0.637	15:32:31.110
8 -	1:14.285	28.379	1:42.664 **(2)**	94.39	0.387	15:34:13.774

Weather / Track : Sunny / Dry

Oulton Park International: 2.6920 miles
Date: 04/04/2025 Start: 15:20 Finish: 15:33

BMCRC-MRO Championships 2025 - Rnd 2 @ Oulton Park Int

Reactive Parts MRO Powerbikes inc Clubman 1000 & Retro 1000

RACE 6 - SECTOR ANALYSIS

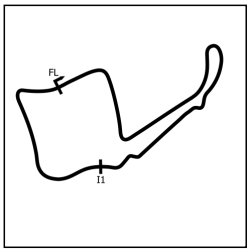

SECTOR 1 = FL to I1, SECTOR 2 = I1 to FL, DIFF = Difference To Personal Best Lap, P = Crossed Finish Line in Pit Lane, D = Time Disallowed

P16 188 Dawid KRAWIECKI Yamaha R1 - Code Blue LTD & D A East Electrical

IDEAL LAP TIME : 1:46.138 BEST LAP TIME : 1:46.138 DIFFERENCE : 0.000

LAP	SECTOR 1	SECTOR 2	LAP TIME	MPH	DIFF	TIME OF DAY
1 -		29.319	1:54.610	84.55	8.472	15:22:03.954
2 -	1:18.052	29.467	1:47.519	90.13	1.381	15:23:51.473
3 -	1:17.896	29.104	1:47.000	90.57	0.862	15:25:38.473
4 -	1:17.503	29.287	1:46.790 (3)	90.75	0.652	15:27:25.263
5 -	***1:17.039***	***29.099***	***1:46.138 (1)***	***91.30***		***15:29:11.401***
6 -	1:17.108	29.426	1:46.534 (2)	90.96	0.396	15:30:57.935
7 -	1:17.882	29.338	1:47.220	90.38	1.082	15:32:45.155
8 -	1:18.027	29.590	1:47.617	90.05	1.479	15:34:32.772

P17 85 C Ben WOOD Yamaha R1 -

IDEAL LAP TIME : 1:45.273 BEST LAP TIME : 1:45.877 DIFFERENCE : 0.604

LAP	SECTOR 1	SECTOR 2	LAP TIME	MPH	DIFF	TIME OF DAY
1 -		29.522	1:56.286	83.34	10.409	15:22:05.630
2 -	1:17.530	29.404	1:46.934 (3)	90.62	1.057	15:23:52.564
3 -	1:18.562	29.202	1:47.764	89.93	1.887	15:25:40.328
4 -	***1:16.399***	29.571	1:45.970 (2)	91.45	0.093	15:27:26.298
5 -	1:17.790	29.544	1:47.334	90.29	1.457	15:29:13.632
6 -	1:17.886	29.457	1:47.343	90.28	1.466	15:31:00.975
7 -	1:17.891	30.015	1:47.906	89.81	2.029	15:32:48.881
8 -	1:17.003	***28.874***	***1:45.877 (1)***	***91.53***		***15:34:34.758***

P18 70 C Robert PEARCE Aprilia RSV4 1000 - Paintworx Body Repair

IDEAL LAP TIME : 1:46.926 BEST LAP TIME : 1:47.159 DIFFERENCE : 0.233

LAP	SECTOR 1	SECTOR 2	LAP TIME	MPH	DIFF	TIME OF DAY
1 -		29.589	1:54.381	84.72	7.222	15:22:03.725
2 -	1:17.888	29.549	1:47.437 (2)	90.20	0.278	15:23:51.162
3 -	***1:17.586***	29.573	***1:47.159 (1)***	***90.43***		***15:25:38.321***
4 -	1:18.231	***29.340***	1:47.571	90.09	0.412	15:27:25.892
5 -	1:18.039	29.423	1:47.462 (3)	90.18	0.303	15:29:13.354
6 -	1:18.030	29.536	1:47.566	90.09	0.407	15:31:00.920
7 -	1:17.834	29.833	1:47.667	90.01	0.508	15:32:48.587
8 -	1:18.626	29.506	1:48.132	89.62	0.973	15:34:36.719

P19 87 C Karl THOMPSON Yamaha R1 - #Teamrace

IDEAL LAP TIME : 1:46.216 BEST LAP TIME : 1:46.326 DIFFERENCE : 0.110

LAP	SECTOR 1	SECTOR 2	LAP TIME	MPH	DIFF	TIME OF DAY
1 -		29.398	1:55.493	83.91	9.167	15:22:04.837
2 -	1:18.625	29.476	1:48.101	89.65	1.775	15:23:52.938
3 -	1:18.555	29.458	1:48.013	89.72	1.687	15:25:40.951
4 -	1:17.753	***29.038***	1:46.791 (2)	90.75	0.465	15:27:27.742
5 -	***1:17.178***	29.148	***1:46.326 (1)***	***91.14***		***15:29:14.068***
6 -	1:17.664	29.702	1:47.366 (3)	90.26	1.040	15:31:01.434
7 -	1:17.935	29.695	1:47.630	90.04	1.304	15:32:49.064
8 -	1:18.461	29.392	1:47.853	89.85	1.527	15:34:36.917

P20 33 C Luke BLACKFORD Kawasaki ZX10RR - Trelisk motorcycles/Ameera groundwork

IDEAL LAP TIME : 1:46.832 BEST LAP TIME : 1:46.942 DIFFERENCE : 0.110

LAP	SECTOR 1	SECTOR 2	LAP TIME	MPH	DIFF	TIME OF DAY
1 -		29.649	1:54.150	84.89	7.208	15:22:03.494
2 -	1:19.054	29.366	1:48.420	89.38	1.478	15:23:51.914
3 -	1:18.273	29.358	1:47.631 (3)	90.04	0.689	15:25:39.545
4 -	1:18.331	29.389	1:47.720	89.96	0.778	15:27:27.265
5 -	***1:17.982***	28.960	***1:46.942 (1)***	***90.62***		***15:29:14.207***
6 -	1:18.014	29.116	1:47.130 (2)	90.46	0.188	15:31:01.337
7 -	1:18.668	29.283	1:47.951	89.77	1.009	15:32:49.288
8 -	1:18.930	***28.850***	1:47.780	89.91	0.838	15:34:37.068

BMCRC-MRO Championships 2025 - Rnd 2 @ Oulton Park Int

Reactive Parts MRO Powerbikes inc Clubman 1000 & Retro 1000

RACE 6 - SECTOR ANALYSIS

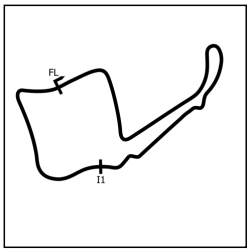

SECTOR 1 = FL to I1, SECTOR 2 = I1 to FL, DIFF = Difference To Personal Best Lap, P = Crossed Finish Line in Pit Lane, D = Time Disallowed

P21 19 RET Tyler DONOVAN - Tinder Corp

IDEAL LAP TIME : 1:46.742 BEST LAP TIME : 1:46.742 DIFFERENCE : 0.000

LAP	SECTOR 1	SECTOR 2	LAP TIME	MPH	DIFF	TIME OF DAY
1 -		30.050	1:57.328	82.59	10.586	15:22:06.672
2 -	1:20.458	29.625	1:50.083	88.03	3.341	15:23:56.755
3 -	1:18.696	29.505	1:48.201	89.56	1.459	15:25:44.956
4 -	1:17.675	29.415	1:47.090 (3)	90.49	0.348	15:27:32.046
5 -	1:17.928	29.331	1:47.259	90.35	0.517	15:29:19.305
6 -	1:17.769	29.492	1:47.261	90.35	0.519	15:31:06.566
7 -	***1:17.547***	***29.195***	***1:46.742 (1)***	***90.79***		***15:32:53.308***
8 -	1:17.603	29.363	1:46.966 (2)	90.60	0.224	15:34:40.274

P22 3 Jason BURRILL BMW M1000RR -

IDEAL LAP TIME : 1:47.171 BEST LAP TIME : 1:47.529 DIFFERENCE : 0.358

LAP	SECTOR 1	SECTOR 2	LAP TIME	MPH	DIFF	TIME OF DAY
1 -		29.551	1:55.160	84.15	7.631	15:22:04.504
2 -	1:18.478	***29.403***	1:47.881	89.83	0.352	15:23:52.385
3 -	1:18.637	29.671	1:48.308	89.47	0.779	15:25:40.693
4 -	***1:17.768***	29.761	***1:47.529 (1)***	***90.12***		***15:27:28.222***
5 -	1:18.207	29.462	1:47.669 (3)	90.01	0.140	15:29:15.891
6 -	1:18.075	29.535	1:47.610 (2)	90.05	0.081	15:31:03.501
7 -	1:18.467	29.604	1:48.071	89.67	0.542	15:32:51.572
8 -	1:18.890	30.311	1:49.201	88.74	1.672	15:34:40.773

P23 32 Martin MORRIS Honda CBR1000RR SP - Morris Racing, Obsession Engineerin

IDEAL LAP TIME : 1:46.724 BEST LAP TIME : 1:46.732 DIFFERENCE : 0.008

LAP	SECTOR 1	SECTOR 2	LAP TIME	MPH	DIFF	TIME OF DAY
1 -		29.984	1:57.673	82.35	10.941	15:22:07.017
2 -	1:19.242	29.542	1:48.784	89.08	2.052	15:23:55.801
3 -	1:18.729	29.253	1:47.982	89.74	1.250	15:25:43.783
4 -	1:17.682	29.309	1:46.991 (3)	90.58	0.259	15:27:30.774
5 -	***1:17.491***	29.395	1:46.886 (2)	90.66	0.154	15:29:17.660
6 -	1:17.499	***29.233***	***1:46.732 (1)***	***90.80***		***15:31:04.392***
7 -	1:18.007	29.616	1:47.623	90.04	0.891	15:32:52.015
8 -	1:19.227	29.809	1:49.036	88.88	2.304	15:34:41.051

P24 78 RET Jamie THOMAS Suzuki GSXR 1000 - Team RubyRacing

IDEAL LAP TIME : 1:46.681 BEST LAP TIME : 1:47.114 DIFFERENCE : 0.433

LAP	SECTOR 1	SECTOR 2	LAP TIME	MPH	DIFF	TIME OF DAY
1 -		29.990	1:58.204	81.98	11.090	15:22:07.548
2 -	1:19.975	29.367	1:49.342	88.63	2.228	15:23:56.890
3 -	1:18.892	29.425	1:48.317	89.47	1.203	15:25:45.207
4 -	1:17.899	29.215	***1:47.114 (1)***	***90.47***		***15:27:32.321***
5 -	1:18.343	***28.986***	1:47.329 (3)	90.29	0.215	15:29:19.650
6 -	***1:17.695***	29.462	1:47.157 (2)	90.44	0.043	15:31:06.807
7 -	1:17.963	29.496	1:47.459	90.18	0.345	15:32:54.266
8 -	1:17.858	29.534	1:47.392	90.24	0.278	15:34:41.658

P25 46 C Simon GATES Yamaha YZF R1 - T.A Roden LTD / Canine Plus Hydro

IDEAL LAP TIME : 1:47.272 BEST LAP TIME : 1:47.272 DIFFERENCE : 0.000

LAP	SECTOR 1	SECTOR 2	LAP TIME	MPH	DIFF	TIME OF DAY
1 -		30.366	2:01.103	80.02	13.831	15:22:10.447
2 -	1:21.327	30.314	1:51.641	86.80	4.369	15:24:02.088
3 -	1:19.585	30.209	1:49.794	88.26	2.522	15:25:51.882
4 -	1:19.285	29.963	1:49.248	88.70	1.976	15:27:41.130
5 -	1:18.223	29.627	1:47.850 (2)	89.85	0.578	15:29:28.980
6 -	1:18.641	29.595	1:48.236 (3)	89.53	0.964	15:31:17.216
7 -	1:18.494	29.927	1:48.421	89.38	1.149	15:33:05.637
8 -	***1:17.893***	***29.379***	***1:47.272 (1)***	***90.34***		***15:34:52.909***

Weather / Track : Sunny / Dry

Oulton Park International: 2.6920 miles
Date: 04/04/2025 Start: 15:20 Finish: 15:33

BMCRC-MRO Championships 2025 - Rnd 2 @ Oulton Park Int

Reactive Parts MRO Powerbikes inc Clubman 1000 & Retro 1000

RACE 6 - SECTOR ANALYSIS

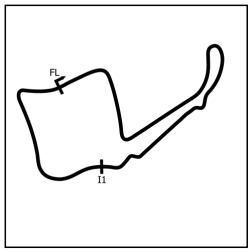

SECTOR 1 = FL to I1, SECTOR 2 = I1 to FL, DIFF = Difference To Personal Best Lap, P = Crossed Finish Line in Pit Lane, D = Time Disallowed

P26 12 Liam THORNTON — Honda CBR1000RR SP - Majestic Engineering Thornton Racing

IDEAL LAP TIME : 1:47.413 BEST LAP TIME : 1:47.442 DIFFERENCE : 0.029

LAP	SECTOR 1	SECTOR 2	LAP TIME	MPH	DIFF	TIME OF DAY
1 -		30.564	1:59.859	80.85	12.417	15:22:09.203
2 -	1:20.401	30.285	1:50.686	87.55	3.244	15:23:59.889
3 -	1:20.331	30.303	1:50.634	87.59	3.192	15:25:50.523
4 -	1:18.522	30.231	1:48.753	89.11	1.311	15:27:39.276
5 -	1:18.791	30.172	1:48.963	88.94	1.521	15:29:28.239
6 -	1:18.618	***30.017***	1:48.635 **(3)**	89.20	1.193	15:31:16.874
7 -	1:18.442	30.054	1:48.496 **(2)**	89.32	1.054	15:33:05.370
8 -	***1:17.396***	30.046	***1:47.442*** **(1)**	***90.20***		***15:34:52.812***

P27 94 RET Stuart COOKE — Honda CBR1000RR -

IDEAL LAP TIME : 1:49.273 BEST LAP TIME : 1:49.432 DIFFERENCE : 0.159

LAP	SECTOR 1	SECTOR 2	LAP TIME	MPH	DIFF	TIME OF DAY
1 -		30.644	1:59.608	81.02	10.176	15:22:08.952
2 -	1:20.350	30.406	1:50.756	87.50	1.324	15:23:59.708
3 -	1:20.917	30.438	1:51.355	87.03	1.923	15:25:51.063
4 -	1:19.908	30.570	1:50.478 **(3)**	87.72	1.046	15:27:41.541
5 -	***1:19.257***	30.175	***1:49.432*** **(1)**	***88.56***		***15:29:30.973***
6 -	1:19.707	***30.016***	1:49.723 **(2)**	88.32	0.291	15:31:20.696
7 -	1:20.369	30.139	1:50.508	87.69	1.076	15:33:11.204
8 -	1:21.252	30.506	1:51.758	86.71	2.326	15:35:02.962

P28 14 C Alex YIANNI — BMW S1000 RR - Airpack 2000 Racing/Almig Compressors

IDEAL LAP TIME : 1:49.441 BEST LAP TIME : 1:49.516 DIFFERENCE : 0.075

LAP	SECTOR 1	SECTOR 2	LAP TIME	MPH	DIFF	TIME OF DAY
1 -		30.446	2:00.142	80.66	10.626	15:22:09.486
2 -	1:21.338	30.157	1:51.495	86.92	1.979	15:24:00.981
3 -	1:20.216	30.239	1:50.455 **(3)**	87.73	0.939	15:25:51.436
4 -	1:20.483	***29.889***	1:50.372 **(2)**	87.80	0.856	15:27:41.808
5 -	***1:19.552***	29.964	***1:49.516*** **(1)**	***88.49***		***15:29:31.324***
6 -	1:20.545	30.168	1:50.713	87.53	1.197	15:31:22.037
7 -	1:20.387	30.514	1:50.901	87.38	1.385	15:33:12.938
8 -	1:21.027	30.168	1:51.195	87.15	1.679	15:35:04.133

P29 63 RET Matthew WREN — Suzuki GSXR1000 - TBR performance

IDEAL LAP TIME : 1:50.823 BEST LAP TIME : 1:51.374 DIFFERENCE : 0.551

LAP	SECTOR 1	SECTOR 2	LAP TIME	MPH	DIFF	TIME OF DAY
1 -		30.202	2:02.568	79.06	11.194	15:22:11.912
2 -	1:21.768	***30.043***	1:51.811	86.67	0.437	15:24:03.723
3 -	1:21.223	30.318	1:51.541 **(2)**	86.88	0.167	15:25:55.264
4 -	1:21.436	30.501	1:51.937	86.57	0.563	15:27:47.201
5 -	***1:20.780***	30.594	***1:51.374*** **(1)**	***87.01***		***15:29:38.575***
6 -	1:21.029	30.576	1:51.605 **(3)**	86.83	0.231	15:31:30.180
7 -	1:22.180	30.576	1:52.756	85.94	1.382	15:33:22.936

P30 7 C Seb JENKINS — Yamaha YZF-R1 - TBR Performance

IDEAL LAP TIME : 1:51.283 BEST LAP TIME : 1:51.335 DIFFERENCE : 0.052

LAP	SECTOR 1	SECTOR 2	LAP TIME	MPH	DIFF	TIME OF DAY
1 -		***30.292***	2:01.882	79.51	10.547	15:22:11.226
2 -	1:21.561	30.323	1:51.884 **(2)**	86.61	0.549	15:24:03.110
3 -	***1:20.991***	30.344	***1:51.335*** **(1)**	***87.04***		***15:25:54.445***
4 -	1:21.926	30.331	1:52.257	86.33	0.922	15:27:46.702
5 -	1:21.497	30.941	1:52.438	86.19	1.103	15:29:39.140
6 -	1:21.838	30.307	1:52.145	86.41	0.810	15:31:31.285
7 -	1:21.265	30.762	1:52.027 **(3)**	86.50	0.692	15:33:23.312

Weather / Track : Sunny / Dry

Oulton Park International: 2.6920 miles
Date: 04/04/2025 Start: 15:20 Finish: 15:33

BMCRC-MRO Championships 2025 - Rnd 2 @ Oulton Park Int

Reactive Parts MRO Powerbikes inc Clubman 1000 & Retro 1000

RACE 6 - SECTOR ANALYSIS

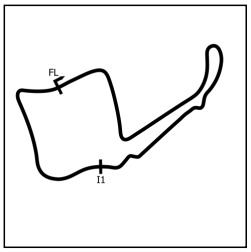

SECTOR 1 = FL to I1, SECTOR 2 = I1 to FL, DIFF = Difference To Personal Best Lap, P = Crossed Finish Line in Pit Lane, D = Time Disallowed

P31 333 Andrew HOUGHTON BMW S1000RR - Techoir

IDEAL LAP TIME : 1:50.830 BEST LAP TIME : 1:50.830 DIFFERENCE : 0.000

LAP	SECTOR 1	SECTOR 2	LAP TIME	MPH	DIFF	TIME OF DAY
1 -		30.989	2:03.977	78.17	13.147	15:22:13.321
2 -	1:20.919	30.371	1:51.290 (2)	87.08	0.460	15:24:04.611
3 -	***1:20.693***	***30.137***	***1:50.830 (1)***	***87.44***		***15:25:55.441***
4 -	1:21.575	30.300	1:51.875 (3)	86.62	1.045	15:27:47.316
5 -	1:21.235	30.740	1:51.975	86.54	1.145	15:29:39.291
6 -	1:21.901	30.400	1:52.301	86.29	1.471	15:31:31.592
7 -	1:21.283	30.962	1:52.245	86.34	1.415	15:33:23.837

P32 81 C Dan HARTLE Yamaha R1 2CR - #Teamrace

IDEAL LAP TIME : 1:51.662 BEST LAP TIME : 1:51.780 DIFFERENCE : 0.118

LAP	SECTOR 1	SECTOR 2	LAP TIME	MPH	DIFF	TIME OF DAY
1 -		***30.587***	2:00.963	80.11	9.183	15:22:10.307
2 -	1:21.292	30.785	1:52.077 (3)	86.47	0.297	15:24:02.384
3 -	1:21.095	30.706	1:51.801 (2)	86.68	0.021	15:25:54.185
4 -	1:21.570	30.590	1:52.160	86.40	0.380	15:27:46.345
5 -	***1:21.075***	30.705	***1:51.780 (1)***	***86.69***		***15:29:38.125***
6 -	1:22.092	30.607	1:52.699	85.99	0.919	15:31:30.824
7 -	1:22.640	31.099	1:53.739	85.20	1.959	15:33:24.563

P33 23 C Jason PAES Aprilia RSV4 - J&R Electrical Ltd

IDEAL LAP TIME : 1:50.992 BEST LAP TIME : 1:51.190 DIFFERENCE : 0.198

LAP	SECTOR 1	SECTOR 2	LAP TIME	MPH	DIFF	TIME OF DAY
1 -		31.149	2:03.954	78.18	12.764	15:22:13.298
2 -	1:21.598	30.721	1:52.319	86.28	1.129	15:24:05.617
3 -	1:20.705	***30.485***	***1:51.190 (1)***	***87.15***		***15:25:56.807***
4 -	1:20.781	30.897	1:51.678 (3)	86.77	0.488	15:27:48.485
5 -	***1:20.507***	30.735	1:51.242 (2)	87.11	0.052	15:29:39.727
6 -	1:21.884	30.564	1:52.448	86.18	1.258	15:31:32.175
7 -	1:21.725	31.020	1:52.745	85.95	1.555	15:33:24.920

P34 66 C Stephen HARVEY Kawasaki ZX10 -

IDEAL LAP TIME : 1:54.059 BEST LAP TIME : 1:54.423 DIFFERENCE : 0.364

LAP	SECTOR 1	SECTOR 2	LAP TIME	MPH	DIFF	TIME OF DAY
1 -		31.253	2:05.414	77.27	10.991	15:22:14.758
2 -	1:24.320	31.664	1:55.984	83.55	1.561	15:24:10.742
3 -	***1:23.151***	31.272	***1:54.423 (1)***	***84.69***		***15:26:05.165***
4 -	1:23.881	31.439	1:55.320	84.03	0.897	15:28:00.485
5 -	1:23.637	31.290	1:54.927 (3)	84.32	0.504	15:29:55.412
6 -	1:24.419	31.445	1:55.864	83.64	1.441	15:31:51.276
7 -	1:23.517	***30.908***	1:54.425 (2)	84.69	0.002	15:33:45.701

P35 274 RET Stuart LATIMER Suzuki GSXR1000 RR - Fat Bloke Racing RR

IDEAL LAP TIME : 1:57.713 BEST LAP TIME : 1:57.756 DIFFERENCE : 0.043

LAP	SECTOR 1	SECTOR 2	LAP TIME	MPH	DIFF	TIME OF DAY
1 -		32.376	2:07.202	76.18	9.446	15:22:16.546
2 -	***1:25.472***	32.798	1:58.270 (2)	81.94	0.514	15:24:14.816
3 -	1:25.515	***32.241***	***1:57.756 (1)***	***82.29***		***15:26:12.572***
4 -	1:25.617	32.673	1:58.290 (3)	81.92	0.534	15:28:10.862
5 -	1:26.779	32.620	1:59.399	81.16	1.643	15:30:10.261
6 -	1:26.948	32.349	1:59.297	81.23	1.541	15:32:09.558

BMCRC-MRO Championships 2025 - Rnd 2 @ Oulton Park Int

Reactive Parts MRO Powerbikes inc Clubman 1000 & Retro 1000

RACE 6 - SECTOR ANALYSIS

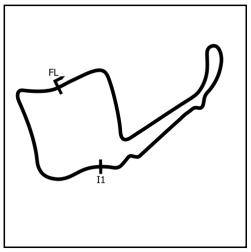

SECTOR 1 = FL to I1, SECTOR 2 = I1 to FL, DIFF = Difference To Personal Best Lap, P = Crossed Finish Line in Pit Lane, D = Time Disallowed

P36 45 Jake MARSH Honda CBR1000RR FIRBELADE - RD Racing

IDEAL LAP TIME : 1:47.168 BEST LAP TIME : 1:47.168 DIFFERENCE : 0.000

LAP	SECTOR 1	SECTOR 2	LAP TIME		MPH	DIFF	TIME OF DAY
1 -		29.398	1:55.769		83.71	8.601	15:22:05.113
2 -	1:18.683	29.759	1:48.442	(3)	89.36	1.274	15:23:53.555
3 -	1:18.290	29.382	1:47.672	(2)	90.00	0.504	15:25:41.227
4 -	***1:17.993***	***29.175***	***1:47.168***	**(1)**	***90.43***		***15:27:28.395***
5 -	1:26.078	IN PIT	2:05.760	**P**	77.06	18.592	15:29:34.155

P37 48 C Aaron COLLINS Bmw S1000RR - Precision installations

IDEAL LAP TIME : 1:48.946 BEST LAP TIME : 1:49.893 DIFFERENCE : 0.947

LAP	SECTOR 1	SECTOR 2	LAP TIME		MPH	DIFF	TIME OF DAY
1 -		30.103	2:02.097		79.37	12.204	15:22:11.441
2 -	1:21.772	30.179	1:51.951		86.56	2.058	15:24:03.392
3 -	1:20.991	30.395	1:51.386	(3)	87.00	1.493	15:25:54.778
4 -	1:20.174	***29.719***	***1:49.893***	**(1)**	***88.18***		***15:27:44.671***
5 -	***1:19.227***	31.558	1:50.785	(2)	87.47	0.892	15:29:35.456

P38 115 RET Tony KEILTY Suzuki GSXR 1000 - Eat Your Heart Out

IDEAL LAP TIME : 1:50.097 BEST LAP TIME : 1:50.097 DIFFERENCE : 0.000

LAP	SECTOR 1	SECTOR 2	LAP TIME		MPH	DIFF	TIME OF DAY
1 -		30.164	2:01.420		79.81	11.323	15:22:10.764
2 -	1:21.809	30.293	1:52.102	(3)	86.45	2.005	15:24:02.866
3 -	1:20.947	30.365	1:51.312	(2)	87.06	1.215	15:25:54.178
4 -	***1:19.967***	***30.130***	***1:50.097***	**(1)**	***88.02***		***15:27:44.275***
5 -	1:20.752	IN PIT	1:59.790	**P**	80.90	9.693	15:29:44.065

P39 910 C Harry GOWER Triumph DAYTONA 765 - RG Racing

IDEAL LAP TIME : BEST LAP TIME : DIFFERENCE :

LAP	SECTOR 1	SECTOR 2	LAP TIME	MPH	DIFF	TIME OF DAY
1 -		***30.428***	1:57.286	82.62		15:22:06.630

BMCRC-MRO Championships 2025 - Rnd 2 @ Oulton Park Int

Reactive Parts MRO Powerbikes inc Clubman 1000 & Retro 1000

RACE 6 - BEST SECTORS

	SECTOR 1		SECTOR 2	
POS	NO	TIME	NO	TIME
1	165	1:10.755	77	26.922
2	77	1:10.935	165	27.001
3	711	1:11.304	711	27.141
4	691	1:11.918	691	27.264
5	98	1:12.294	15	27.345
6	199	1:12.401	98	27.423
7	15	1:12.488	199	27.460
8	71	1:13.307	71	27.875
9	80	1:13.514	80	27.926
10	212	1:14.057	49	27.935
11	49	1:14.218	88	27.976
12	88	1:14.392	125	28.051
13	125	1:14.682	212	28.220
14	62	1:15.807	62	28.374
15	100	1:16.112	100	28.519
16	85	1:16.399	33	28.850
17	188	1:17.039	85	28.874
18	87	1:17.178	78	28.986
19	12	1:17.396	87	29.038
20	32	1:17.491	188	29.099
21	19	1:17.547	45	29.175
22	70	1:17.586	19	29.195
23	78	1:17.695	32	29.233
24	3	1:17.768	70	29.340
25	46	1:17.893	46	29.379
26	33	1:17.982	3	29.403
27	45	1:17.993	48	29.719
28	48	1:19.227	14	29.889
29	94	1:19.257	94	30.016
30	14	1:19.552	12	30.017
31	115	1:19.967	63	30.043
32	23	1:20.507	115	30.130
33	333	1:20.693	333	30.137
34	63	1:20.780	7	30.292
35	7	1:20.991	910	30.428
36	81	1:21.075	23	30.485
37	66	1:23.151	81	30.587
38	274	1:25.472	66	30.908
39			274	32.241

IDEAL / BEST COMPARISON

PERFECT LAP	1:37.677

POS	NO	NAME	IDEAL	BEST	DIFF
1	165	OWENS	1:37.756	1:37.782	0.026
2	77	ARSCOTT	1:37.857	1:37.913	0.056
3	711	CROWE	1:38.445	1:38.539	0.094
4	691	CROSBY	1:39.182	1:39.424	0.242
5	98	BUTTERWORTH	1:39.717	1:39.756	0.039
6	15	HARRISON	1:39.833	1:39.971	0.138
7	199	LUXTON	1:39.861	1:39.861	0.000
8	71	HARDY	1:41.182	1:41.337	0.155
9	80	CREASEY	1:41.440	1:41.471	0.031
10	49	WALLINGTON	1:42.153	1:42.274	0.121
11	212	ROBERTS	1:42.277	1:42.277	0.000
12	88	HALLIDAY	1:42.368	1:42.785	0.417
13	125	STONE	1:42.733	1:42.785	0.052
14	62	PERRY	1:44.181	1:44.244	0.063
15	100	CRANSTONE	1:44.631	1:44.914	0.283
16	85	WOOD	1:45.273	1:45.877	0.604
17	188	KRAWIECKI	1:46.138	1:46.138	0.000
18	87	THOMPSON	1:46.216	1:46.326	0.110
19	78	THOMAS	1:46.681	1:47.114	0.433
20	32	MORRIS	1:46.724	1:46.732	0.008
21	19	DONOVAN	1:46.742	1:46.742	0.000
22	33	BLACKFORD	1:46.832	1:46.942	0.110
23	70	PEARCE	1:46.926	1:47.159	0.233
24	45	MARSH	1:47.168	1:47.168	0.000
25	3	BURRILL	1:47.171	1:47.529	0.358
26	46	GATES	1:47.272	1:47.272	0.000
27	12	THORNTON	1:47.413	1:47.442	0.029
28	48	COLLINS	1:48.946	1:49.893	0.947
29	94	COOKE	1:49.273	1:49.432	0.159
30	14	YIANNI	1:49.441	1:49.516	0.075
31	115	KEILTY	1:50.097	1:50.097	0.000
32	63	WREN	1:50.823	1:51.374	0.551
33	333	HOUGHTON	1:50.830	1:50.830	0.000
34	23	PAES	1:50.992	1:51.190	0.198
35	7	JENKINS	1:51.283	1:51.335	0.052
36	81	HARTLE	1:51.662	1:51.780	0.118
37	66	HARVEY	1:54.059	1:54.423	0.364
38	274	LATIMER	1:57.713	1:57.756	0.043
39	910	GOWER			

Weather / Track : Sunny / Dry

Oulton Park International: 2.6920 miles
Date: 04/04/2025 Start: 15:20 Finish: 15:33

Results can be found at www.tsl-timing.com

Printed - 15:35 Friday, 04 April 2025

BMCRC-MRO Championships 2025 - Rnd 2 @ Oulton Park Int

Reactive Parts MRO Powerbikes inc Clubman 1000 & Retro 1000

RACE 6 - STATISTICS

Competitors Started	39
Planned Start	2025-04-04 @ 15:20:00.000
Actual Start	2025-04-04 @ 15:20:09.343
Finish Time	2025-04-04 @ 15:33:21.736
Track Length	2.6920mi.
Total Laps	288
Total Distance Covered	775.3042mi.

Session Fastest Lap History

NO	CL	NAME	LAP TIME	TIME OF DAY	LAP	VEHICLE
711		**Phillip CROWE**	**1:38.539**	15:23:31.355	2	
165		**Josh OWENS**	**1:38.322**	15:23:31.449	2	Honda CBR1000RR-R
165		**Josh OWENS**	**1:38.225**	15:26:48.544	4	Honda CBR1000RR-R
165		**Josh OWENS**	**1:37.919**	15:28:26.463	5	Honda CBR1000RR-R
77		**Finley ARSCOTT**	**1:37.913**	15:28:26.619	5	Honda FIREBLADE
165		**Josh OWENS**	**1:37.782**	15:30:04.244	6	Honda CBR1000RR-R

Session Leader History

NO	CL	NAME	FROM LAP	LAPS LED	DISTANCE	VEHICLE
711		**Phillip CROWE**	1	3	8.07 miles	
165		**Josh OWENS**	4	5	13.46 miles	Honda CBR1000RR-R

Flag History

TYPE	TIME OF DAY
GREEN	15:20:09.343
FINISH	15:33:21.736

Flag Statistics

TYPE	COUNT	TOTAL LAPS	TOTAL TIME
Green	1	8	14:59.865
Red	0	0	0.000
Safety Car	0	0	0.000
FCY	0	0	0.000

BMCRC-MRO Championships 2025 - Rnd 2 @ Oulton Park Int

Reactive Parts MRO Powerbikes inc Clubman 1000 & Retro 1000

RACE 6 - STATISTICS

CLASS : 20 Starters

Fastest Lap History

NO	NAME	LAP TIME	TIME OF DAY	LAP	VEHICLE
711	**Phillip CROWE**	**1:38.539**	15:23:31.355	2	
165	**Josh OWENS**	**1:38.322**	15:23:31.449	2	Honda CBR1000RR-R
165	**Josh OWENS**	**1:38.225**	15:26:48.544	4	Honda CBR1000RR-R
165	**Josh OWENS**	**1:37.919**	15:28:26.463	5	Honda CBR1000RR-R
77	**Finley ARSCOTT**	**1:37.913**	15:28:26.619	5	Honda FIREBLADE
165	**Josh OWENS**	**1:37.782**	15:30:04.244	6	Honda CBR1000RR-R

Leader History

NO	NAME	FROM LAP	LAPS LED	DISTANCE	VEHICLE
711	**Phillip CROWE**	1	3	8.07 miles	
165	**Josh OWENS**	4	5	13.46 miles	Honda CBR1000RR-R

BMCRC-MRO Championships 2025 - Rnd 2 @ Oulton Park Int

Reactive Parts MRO Powerbikes inc Clubman 1000 & Retro 1000

RACE 6 - STATISTICS

CLASS : C

13 Starters

Fastest Lap History

NO	NAME	LAP TIME	TIME OF DAY	LAP	VEHICLE
100	**Sam CRANSTONE**	**1:45.151**	15:23:45.183	2	Honda FIREBLADE
100	**Sam CRANSTONE**	**1:44.914**	15:32:32.442	7	Honda FIREBLADE

Leader History

NO	NAME	FROM LAP	LAPS LED	DISTANCE	VEHICLE
100	**Sam CRANSTONE**	1	8	21.53 miles	Honda FIREBLADE

BMCRC-MRO Championships 2025 - Rnd 2 @ Oulton Park Int

Reactive Parts MRO Powerbikes inc Clubman 1000 & Retro 1000

RACE 6 - STATISTICS

CLASS : RET

6 Starters

Fastest Lap History

NO	NAME	LAP TIME	TIME OF DAY	LAP	VEHICLE
19	**Tyler DONOVAN**	**1:50.083**	15:23:56.751	2	
78	**Jamie THOMAS**	**1:49.342**	15:23:56.913	2	Suzuki GSXR 1000
19	**Tyler DONOVAN**	**1:48.201**	15:25:44.952	3	
19	**Tyler DONOVAN**	**1:47.090**	15:27:32.042	4	
19	**Tyler DONOVAN**	**1:46.742**	15:32:53.305	7	

Leader History

NO	NAME	FROM LAP	LAPS LED	DISTANCE	VEHICLE
19	**Tyler DONOVAN**	1	8	21.53 miles	

MRO POWERBIKES | MRO CLUBMAN 1000 CUP | MRO RETRO 1000S

BMCRC-MRO Championships 2025 - Rnd 2 @ Oulton Park Int

Reactive Parts MRO Powerbikes inc Clubman 1000 & Retro 1000

RACE 6 - GRID (10 Laps)

ROW 14			41	888	Paul FAGG	40	68	Lee SMITH
			1:57.756			1:54.423		
ROW 13	39	274	Stuart LATIMER	38	66	Stephen HARVEY	37	81	Dan HARTLE
	1:51.374			1:51.335			1:51.190		
ROW 12	36	63	Matthew WREN	35	7	Seb JENKINS	34	23	Jason PAES
			1:50.830			1:50.097			1:49.893
ROW 11	33	333	Andrew HOUGHTON	32	115	Tony KEILTY	31	48	Aaron COLLINS
				1:49.516			1:49.432		
ROW 10	30	910	Harry GOWER	29	14	Alex YIANNI	28	94	Stuart COOKE
			1:47.529			1:47.442			1:47.272
ROW 9	27	3	Jason BURRILL	26	12	Liam THORNTON	25	46	Simon GATES
	1:47.168			1:47.159			1:47.114		
ROW 8	24	45	Jake MARSH	23	70	Robert PEARCE	22	78	Jamie THOMAS
			1:46.942			1:46.742			1:46.732
ROW 7	21	33	Luke BLACKFORD	20	19	Tyler DONOVAN	19	32	Martin MORRIS
	1:46.326			1:46.138			1:45.877		
ROW 6	18	87	Karl THOMPSON	17	188	Dawid KRAWIECKI	16	85	Ben WOOD
			1:44.914			1:44.244			1:42.785
ROW 5	15	100	Sam CRANSTONE	14	62	Jonathan PERRY	13	88	Scott HALLIDAY
	1:42.785			1:42.277			1:42.274		
ROW 4	12	125	Scott STONE	11	212	Gareth Alun ROBERTS	10	49	Luke WALLINGTON
			1:41.471			1:41.337			1:39.971
ROW 3	9	80	Morgan CREASEY	8	71	Maximus HARDY	7	15	Nathan HARRISON
	1:39.861			1:39.756			1:39.424		
ROW 2	6	199	Ben LUXTON	5	98	Steven BUTTERWORTH	4	691	Harrison CROSBY
			1:38.539			1:37.913			1:37.782
ROW 1	3	711	Phillip CROWE	2	77	Finley ARSCOTT	1	165	Josh OWENS
									Pole

These results are provisional until the conclusion of any judicial and technical matters.

Oulton Park International: 2.6920 miles

Clerk Of Course:	Timekeeper: Craig Smith	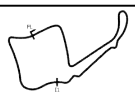

Results can be found at www.tsl-timing.com

Printed - 15:38 Friday, 04 April 2025

TSL SPORTS TIMING TIMING SOLUTIONS LTD

MRO POWERBIKES | MRO CLUBMAN 1000 CUP | MRO RETRO 1000S

BMCRC-MRO Championships 2025 - Rnd 2 @ Oulton Park Int

Reactive Parts MRO Powerbikes inc Clubman 1000 & Retro 1000

RACE 6 - CLASSIFICATION

Race Distance: 8 Laps / 21.53 miles

POS	NO	CL	PIC	NAME	ENTRY	LAPS	TIME	GAP	DIFF	MPH	BEST	ON	GRD	↑↓
1	165		1	Josh OWENS	Honda CBR1000RR-R - Jr Performance	8	13:07.234			98.48	1:36.797	6	1	0
2	77		2	Finley ARSCOTT	Honda FIREBLADE - Jr Performance	8	13:10.795	3.561	3.561	98.04	1:37.508	3	2	0
3	691		3	Harrison CROSBY	- Caddy Group	8	13:16.151	8.917	5.356	97.38	1:37.916	2	4	1
4	711		4	Phillip CROWE	- Handtrans	8	13:20.864	13.630	4.713	96.80	1:38.146	2	3	-1
5	15		5	Nathan HARRISON	Honda CBR1000RR - H&H Motorcycles	8	13:28.451	21.217	7.587	95.89	1:39.840	5	7	2
6	98		6	Steven BUTTERWORTH	Honda Fireblade -	8	13:29.434	22.200	0.983	95.78	1:39.715	4	5	-1
7	199		7	Ben LUXTON	Triumph 765 - CFS FILTRATION RACING	8	13:30.234	23.000	0.800	95.68	1:40.011	5	6	-1
8	71		8	Maximus HARDY	Honda CBR1000RR - DAD	8	13:46.531	39.297	16.297	93.80	1:41.909	8	8	0
9	80		9	Morgan CREASEY	Honda FIREBLADE - Warics Ltd	8	13:46.815	39.581	0.284	93.76	1:42.268	2	9	0
10	212		10	Gareth Alun ROBERTS	Honda CBR1000RR - KMS Construction	8	13:48.392	41.158	1.577	93.59	1:42.403	2	11	1
11	62		11	Jonathan PERRY	- Gordon Huxley Racing	8	13:57.890	50.656	9.498	92.53	1:43.149	3	14	3
12	88		12	Scott HALLIDAY	- Performance fitness gym	8	13:58.069	50.835	0.179	92.51	1:43.717	2	13	1
13	100	C	1	Sam CRANSTONE	Honda FIREBLADE - Fortis racing	8	14:12.087	1:04.853	14.018	90.98	1:44.283	6	15	2
14	188		13	Dawid KRAWIECKI	Yamaha R1 - Code Blue LTD & D A East Electrical	8	14:12.686	1:05.452	0.599	90.92	1:44.270	2	17	3
15	85	C	2	Ben WOOD	Yamaha R1 -	8	14:12.990	1:05.756	0.304	90.89	1:44.253	6	16	1
16	70	C	3	Robert PEARCE	Aprilia RSV4 1000 - Paintworx Body Repair	7	12:32.486	1 Lap	1 Lap	90.15	1:45.855	2	23	7
17	19	RET	1	Tyler DONOVAN	- Tinder Corp	7	12:33.536	1 Lap	1.050	90.02	1:46.378	6	20	3
18	49		14	Luke WALLINGTON	Honda FIREBLADE - Roxo Rodina Racing	7	12:40.495	1 Lap	6.959	89.20	1:43.250	5	10	-8
19	46	C	4	Simon GATES	Yamaha YZF R1 - T.A Roden LTD / Canine Plus Hydro	7	12:42.700	1 Lap	2.205	88.94	1:47.158	4	25	6
20	78	RET	2	Jamie THOMAS	Suzuki GSXR 1000 - Team RubyRacing	7	12:43.838	1 Lap	1.138	88.81	1:46.755	4	22	2
21	33	C	5	Luke BLACKFORD	Kawasaki ZX10RR - Trelisk motorcycles/Ameera groundwork	7	12:50.206	1 Lap	6.368	88.07	1:48.230	7	21	0
22	12		15	Liam THORNTON	Honda CBR1000RR SP - Majestic Engineering Thornton Rac	7	12:53.295	1 Lap	3.089	87.72	1:46.601	7	26	4
23	32		16	Martin MORRIS	Honda CBR1000RR SP - Morris Racing, Obsession Enginee	7	12:54.372	1 Lap	1.077	87.60	1:47.027	5	19	-4
24	94	RET	3	Stuart COOKE	Honda CBR1000RR -	7	12:55.990	1 Lap	1.618	87.42	1:48.727	7	28	4
25	910	C	6	Harry GOWER	Triumph DAYTONA 765 - RG Racing	7	12:56.324	1 Lap	0.334	87.38	1:48.493	5	30	5
26	48	C	7	Aaron COLLINS	Bmw S1000RR - Precision installations	7	12:56.425	1 Lap	0.101	87.37	1:47.476	5	31	5
27	63	RET	4	Matthew WREN	Suzuki GSXR1000 - TBR performance	7	13:02.524	1 Lap	6.099	86.69	1:49.915	5	36	9
28	14	C	8	Alex YIANNI	BMW S1000 RR - Airpack 2000 Racing/Almig Compressors	7	13:03.177	1 Lap	0.653	86.62	1:49.804	7	29	1
29	81	C	9	Dan HARTLE	Yamaha R1 2CR - #Teamrace	7	13:05.165	1 Lap	1.988	86.40	1:49.126	5	37	8
30	333		17	Andrew HOUGHTON	BMW S1000RR - Techoir	7	13:12.635	1 Lap	7.470	85.58	1:51.029	4	33	3
31	23	C	10	Jason PAES	Aprilia RSV4 - J&R Electrical Ltd	7	13:13.018	1 Lap	0.383	85.54	1:50.988	5	34	3
32	7	C	11	Seb JENKINS	Yamaha YZF-R1 - TBR Performance	7	13:16.136	1 Lap	3.118	85.21	1:51.724	5	35	3
33	66	C	12	Stephen HARVEY	Kawasaki ZX10 -	7	13:26.318	1 Lap	10.182	84.13	1:52.949	2	38	5

NOT CLASSIFIED

DNF	3			Jason BURRILL	BMW M1000RR -	7	13:29.879	1 Lap	3.561	83.76	1:45.027	7	27	
DNF	45			Jake MARSH	Honda CBR1000RR FIRBELADE - RD Racing	7	13:33.903	1 Lap	4.024	83.35	1:46.116	2	24	
DNF	125			Scott STONE	Yamaha R1 - Amco Retford	6	10:39.815	2 Laps	1 Lap	90.88	1:43.543	3	12	
DNF	87	C		Karl THOMPSON	Yamaha R1 - #Teamrace	5	8:59.528	3 Laps	1 Lap	89.81	1:45.966	2	18	
DNF	115	RET		Tony KEILTY	Suzuki GSXR 1000 - Eat Your Heart Out	4	7:35.481	4 Laps	1 Lap	85.10	1:49.585	3	32	
DNF	888	RET		Paul FAGG	Yamaha R1 4C8 - -Contact me for sponsorship-	1	2:36.709	7 Laps	3 Laps	61.84			41	

FASTEST LAP

165		Josh OWENS	Honda CBR1000RR-R - Jr Performance	6	1:36.797	100.11 mph	161.12 kph
85	C	Ben WOOD	Yamaha R1 -	6	1:44.253	92.95 mph	149.60 kph
19	RET	Tyler DONOVAN	- Tinder Corp	6	1:46.378	91.10 mph	146.61 kph

Class - 92.5% of Race Speed = 91.09 mph
Class C - 92.5% of Race Speed = 84.15 mph
Class RET - 92.5% of Race Speed = 83.26 mph

Red Flag (end of session): 12:38

Weather / Track : Sunny / Dry
These results are provisional until the conclusion of any judicial and technical matters.

Date: 05/04/2025 Start: 12:23 Finish: 12:36
Oulton Park International: 2.6920 miles

Clerk Of Course:	Timekeeper: Craig Smith	

Results can be found at www.tsl-timing.com

Printed - 12:42 Saturday, 05 April 2025

TSL SPORTS TIMING TIMING SOLUTIONS LTD

BMCRC-MRO Championships 2025 - Rnd 2 @ Oulton Park Int

Reactive Parts MRO Powerbikes inc Clubman 1000 & Retro 1000

RACE 6 - LAP CHART

LAP 1 @ 12:25:26.932

NO	BEHIND	LAP TIME	
165		1:42.751	
77	0.110	1:42.861	
691	0.836	1:43.587	
711	1.597	1:44.348	
199	2.563	1:45.314	
98	3.198	1:45.949	
15	3.759	1:46.510	
80	4.768	1:47.519	
71	5.164	1:47.915	
212	5.369	1:48.120	
49	6.061	1:48.812	
88	7.020	1:49.771	
62	7.779	1:50.530	
125	8.047	1:50.798	
188	8.982	1:51.733	
19	9.929	1:52.680	
70	10.379	1:53.130	
100	10.696	1:53.447	
85	11.109	1:53.860	
45	11.376	1:54.127	
87	11.682	1:54.433	
46	12.481	1:55.232	
115	14.126	1:56.877	
33	14.283	1:57.034	
3	14.584	1:57.335	
78	14.823	1:57.574	
910	15.952	1:58.703	
14	16.712	1:59.463	
94	17.014	1:59.765	
12	17.306	2:00.057	
32	17.761	2:00.512	
63	18.339	2:01.090	
48	18.439	2:01.190	
333	19.471	2:02.222	
23	20.162	2:02.913	
7	20.547	2:03.298	
81	20.800	2:03.551	
66	21.596	2:04.347	
888	53.958	2:36.709	P

LAP 2 @ 12:27:04.443

NO	BEHIND	LAP TIME
165		1:37.511
77	0.450	1:37.851
691	1.241	1:37.916
711	2.232	1:38.146
199	5.248	1:40.196
98	5.738	1:40.051
15	6.244	1:39.996
80	9.525	1:42.268
71	9.970	1:42.317
212	10.261	1:42.403
88	13.226	1:43.717
62	14.032	1:43.764
125	14.367	1:43.831
188	15.741	1:44.270
70	18.723	1:45.855
19	19.277	1:46.859
100	19.387	1:46.202
85	19.726	1:46.128
45	19.981	1:46.116
87	20.137	1:45.966
46	22.505	1:47.535
33	26.611	1:49.839
115	27.174	1:50.559
78	27.289	1:49.977
3	27.689	1:50.616
910	28.299	1:49.858
94	29.558	1:50.055
12	30.289	1:50.494
14	30.489	1:51.288
32	30.744	1:50.494
63	31.639	1:50.811
48	31.651	1:50.723
333	33.815	1:51.855
23	34.375	1:51.724
81	35.378	1:52.089
7	35.847	1:52.811
66	37.034	1:52.949
49	38.223	2:09.673

LAP 3 @ 12:28:41.488

NO	BEHIND	LAP TIME
165		1:37.045
77	0.913	1:37.508
691	2.278	1:38.082
711	3.856	1:38.669
199	8.381	1:40.178
98	9.452	1:40.759
15	9.734	1:40.535
71	15.380	1:42.455
80	15.407	1:42.927
212	15.736	1:42.520
88	19.951	1:43.770
62	20.136	1:43.149
125	20.865	1:43.543
188	24.144	1:45.448
70	28.558	1:46.880
100	28.663	1:46.321
19	28.952	1:46.720
85	29.248	1:46.567
45	29.429	1:46.493
87	29.566	1:46.474
46	32.777	1:47.317
78	37.052	1:46.808
33	37.959	1:48.393
115	39.714	1:49.585
910	40.190	1:48.936
12	41.798	1:48.554
94	42.022	1:49.509
32	44.462	1:50.763
14	44.472	1:51.028
48	44.715	1:50.109
63	45.181	1:50.587
49	45.254	1:44.076
333	48.645	1:51.875
81	48.926	1:50.593
23	49.361	1:52.031
7	51.365	1:52.563
66	54.180	1:54.191
3	56.305	2:05.661

LAP 4 @ 12:30:18.367

NO	BEHIND	LAP TIME
165		1:36.879
77	2.007	1:37.973
691	3.642	1:38.243
711	7.349	1:40.372
199	11.789	1:40.287
98	12.288	1:39.715
15	13.093	1:40.238
80	21.548	1:43.020
71	21.844	1:43.343
212	22.011	1:43.154
88	27.108	1:44.036
62	27.396	1:44.139
125	27.883	1:43.897
188	34.399	1:47.134
100	37.697	1:45.913
70	38.844	1:47.165
85	39.007	1:46.638
87	39.193	1:46.506
19	39.519	1:47.446
45	40.126	1:47.576
46	43.056	1:47.158
78	46.928	1:46.755
33	49.958	1:48.878
49	53.122	1:44.747
910	54.327	1:51.016
12	54.548	1:49.629
94	54.967	1:49.824
32	56.715	1:49.132
14	57.966	1:50.373
48	58.244	1:50.408
63	58.521	1:50.219
115	1:01.295	1:58.460 P
333	1:02.795	1:51.029
81	1:03.079	1:51.032
23	1:04.277	1:51.795
7	1:06.581	1:52.095
66	1:10.288	1:52.987
3	1:15.374	1:55.948

LAP 5 @ 12:31:55.467

NO	BEHIND	LAP TIME
165		1:37.100
77	3.151	1:38.244
691	5.010	1:38.468
711	9.867	1:39.618
199	14.700	1:40.011
98	15.152	1:39.964
15	15.833	1:39.840
80	27.016	1:42.568
71	27.214	1:42.470
212	27.400	1:42.489
88	34.406	1:44.398
62	34.595	1:44.299
125	35.054	1:44.271
188	44.330	1:47.031
100	45.842	1:45.245
85	47.116	1:45.209
87	48.242	1:46.149
70	48.787	1:47.043
19	49.414	1:46.995
46	54.009	1:48.053
78	56.845	1:47.017
49	59.272	1:43.250
45	1:00.198	1:57.172
33	1:01.618	1:48.760
910	1:05.720	1:48.493
12	1:05.738	1:48.290
32	1:06.642	1:47.027
94	1:07.015	1:49.148
48	1:08.620	1:47.476
14	1:10.917	1:50.051
63	1:11.336	1:49.915
81	1:15.105	1:49.126
333	1:17.811	1:52.116
23	1:18.165	1:50.988
7	1:21.205	1:51.724
66	1:26.887	1:53.699
3	1:31.835	1:53.561

LAP 6 @ 12:33:32.264

NO	BEHIND	LAP TIME	
165		1:36.797	
77	4.689	1:38.335	
691	7.678	1:39.465	
711	12.278	1:39.208	
98	19.024	1:40.669	
199	19.371	1:41.468	
15	19.604	1:40.568	
80	32.916	1:42.697	
71	33.135	1:42.718	
212	33.524	1:42.921	
62	41.293	1:43.495	
88	41.588	1:43.979	
125	51.732	1:53.475	P
100	53.328	1:44.283	
188	54.000	1:46.467	
85	54.572	1:44.253	
70	58.198	1:46.208	
19	58.995	1:46.378	
46	1:06.242	1:49.030	
78	1:08.030	1:47.982	
49	1:08.287	1:45.812	
33	1:13.893	1:49.072	
45	1:14.655	1:51.254	
910	1:18.585	1:49.662	
12	1:18.611	1:49.670	
32	1:18.756	1:48.911	
94	1:19.180	1:48.962	
48	1:19.862	1:48.039	
63	1:24.481	1:49.942	
14	1:25.290	1:51.170	
81	1:27.658	1:49.350	
333	1:32.684	1:51.670	
23	1:33.043	1:51.675	
7	1:36.232	1:51.824	

LAP 7 @ 12:35:11.200

NO	BEHIND	LAP TIME
165		1:38.936
77	4.538	1:38.785
66	1 Lap	1:54.072
691	8.502	1:39.760
711	13.340	1:39.998
3	1 Lap	2:01.731
98	21.120	1:41.032
15	21.207	1:40.539
199	21.998	1:41.563
80	37.372	1:43.392
71	37.603	1:43.404
212	37.797	1:43.209
62	46.488	1:44.131
88	46.835	1:44.183
100	59.767	1:45.375
188	1:00.499	1:45.435
85	1:00.780	1:45.144
70	1:05.467	1:46.205
19	1:06.517	1:46.458
49	1:13.476	1:44.125
46	1:15.681	1:48.375
78	1:16.819	1:47.725
33	1:23.187	1:48.230
12	1:26.276	1:46.601
32	1:27.353	1:47.533
94	1:28.971	1:48.727
910	1:29.305	1:49.656
48	1:29.406	1:48.480
63	1:35.505	1:49.960
14	1:36.158	1:49.804
81	1:38.146	1:49.424

LAP 8 @ 12:36:51.415

NO	BEHIND	LAP TIME	
165		1:40.215	
77	3.561	1:39.238	
333	1 Lap	1:51.868	
23	1 Lap	1:51.892	
7	1 Lap	1:51.821	
691	8.917	1:40.630	
711	13.630	1:40.505	
66	1 Lap	1:54.073	
15	21.217	1:40.225	
98	22.200	1:41.295	
3	1 Lap	1:45.027	
199	23.000	1:41.217	
45	1 Lap	2:31.165	P
71	39.297	1:41.909	
80	39.581	1:42.424	
212	41.158	1:43.576	
62	50.656	1:44.383	
88	50.835	1:44.215	
100	1:04.853	1:45.301	
188	1:05.452	1:45.168	
85	1:05.756	1:45.191	

Weather / Track : Sunny / Dry

Oulton Park International: 2.6920 miles
Date: 05/04/2025 Start: 12:23 Finish: 12:36

Results can be found at www.tsl-timing.com

Printed - 12:42 Saturday, 05 April 2025

BMCRC-MRO Championships 2025 - Rnd 2 @ Oulton Park Int

Reactive Parts MRO Powerbikes inc Clubman 1000 & Retro 1000

RACE 6 - POSITION CHART

No	Name	Lap / Pos	1	2	3	4	5	6	7	8
165	OWENS	1	165	165	165	165	165	165	165	165
77	ARSCOTT	2	77	77	77	77	77	77	77	77
711	CROWE	3	691	691	691	691	691	691	691	691
691	CROSBY	4	711	711	711	711	711	711	711	711
98	BUTTERWORTH	5	199	199	199	199	199	98	98	15
199	LUXTON	6	98	98	98	98	98	199	15	98
15	HARRISON	7	15	15	15	15	15	15	199	199
71	HARDY	8	80	80	71	80	80	80	80	71
80	CREASEY	9	71	71	80	71	71	71	71	80
49	WALLINGTON	10	212	212	212	212	212	212	212	212
212	ROBERTS	11	49	88	88	88	88	62	62	62
125	STONE	12	88	62	62	62	62	88	88	88
88	HALLIDAY	13	62	125	125	125	125	*125*	100	100
62	PERRY	14	125	188	188	188	188	100	188	188
100	CRANSTONE	15	188	70	70	100	100	188	85	85
85	WOOD	16	19	19	100	70	85	85	70	
188	KRAWIECKI	17	70	100	19	85	87	70	19	
87	THOMPSON	18	100	85	85	87	70	19	49	
32	MORRIS	19	85	45	45	19	19	46	46	
19	DONOVAN	20	45	87	87	45	46	78	78	
33	BLACKFORD	21	87	46	46	46	78	49	33	
78	THOMAS	22	46	33	78	78	49	33	12	
70	PEARCE	23	115	115	33	33	45	45	32	
45	MARSH	24	33	78	115	49	33	910	94	
46	GATES	25	3	3	910	910	910	12	910	
12	THORNTON	26	78	910	12	12	12	32	48	
3	BURRILL	27	910	94	94	94	32	94	63	
94	COOKE	28	14	12	32	32	94	48	14	
14	YIANNI	29	94	14	14	14	48	63	81	
910	GOWER	30	12	32	48	48	14	14	333	
48	COLLINS	31	32	63	63	63	63	81	23	
115	KEILTY	32	63	48	49	*115*	81	333	7	
333	HOUGHTON	33	48	333	333	333	333	23	66	
23	PAES	34	333	23	81	81	23	7	3	
7	JENKINS	35	23	81	23	23	7	66	*45*	
63	WREN	36	7	7	7	7	66	3		
81	HARTLE	37	81	66	66	66	3			
66	HARVEY	38	66	49	3	3				
888	FAGG	39	*888*							

Weather / Track : Sunny / Dry

Oulton Park International: 2.6920 miles
Date: 05/04/2025 Start: 12:23 Finish: 12:36

Results can be found at www.tsl-timing.com

Printed - 12:42 Saturday, 05 April 2025

BMCRC-MRO Championships 2025 - Rnd 2 @ Oulton Park Int

Reactive Parts MRO Powerbikes inc Clubman 1000 & Retro 1000

RACE 6 - SECTOR ANALYSIS

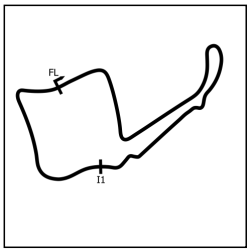

SECTOR 1 = FL to I1, SECTOR 2 = I1 to FL, DIFF = Difference To Personal Best Lap, P = Crossed Finish Line in Pit Lane, D = Time Disallowed

P1 165 Josh OWENS — Honda CBR1000RR-R - Jr Performance

IDEAL LAP TIME : 1:36.767 BEST LAP TIME : 1:36.797 DIFFERENCE : 0.030

LAP	SECTOR 1	SECTOR 2	LAP TIME	MPH	DIFF	TIME OF DAY
1 -		27.028	1:42.751	94.31	5.954	12:25:26.932
2 -	1:10.696	26.815	1:37.511	99.38	0.714	12:27:04.443
3 -	1:10.348	26.697	1:37.045 (3)	99.86	0.248	12:28:41.488
4 -	***1:10.116***	26.763	1:36.879 (2)	100.03	0.082	12:30:18.367
5 -	1:10.432	26.668	1:37.100	99.80	0.303	12:31:55.467
6 -	1:10.146	***26.651***	***1:36.797 (1)***	***100.11***		***12:33:32.264***
7 -	1:12.009	26.927	1:38.936	97.95	2.139	12:35:11.200
8 -	1:13.159	27.056	1:40.215	96.70	3.418	12:36:51.415

P2 77 Finley ARSCOTT — Honda FIREBLADE - Jr Performance

IDEAL LAP TIME : 1:37.501 BEST LAP TIME : 1:37.508 DIFFERENCE : 0.007

LAP	SECTOR 1	SECTOR 2	LAP TIME	MPH	DIFF	TIME OF DAY
1 -		26.822	1:42.861	94.21	5.353	12:25:27.042
2 -	1:11.061	***26.790***	1:37.851 (2)	99.04	0.343	12:27:04.893
3 -	***1:10.711***	26.797	***1:37.508 (1)***	***99.38***		***12:28:42.401***
4 -	1:10.948	27.025	1:37.973 (3)	98.91	0.465	12:30:20.374
5 -	1:11.185	27.059	1:38.244	98.64	0.736	12:31:58.618
6 -	1:11.333	27.002	1:38.335	98.55	0.827	12:33:36.953
7 -	1:11.521	27.264	1:38.785	98.10	1.277	12:35:15.738
8 -	1:11.367	27.871	1:39.238	97.65	1.730	12:36:54.976

P3 691 Harrison CROSBY — - Caddy Group

IDEAL LAP TIME : 1:37.916 BEST LAP TIME : 1:37.916 DIFFERENCE : 0.000

LAP	SECTOR 1	SECTOR 2	LAP TIME	MPH	DIFF	TIME OF DAY
1 -		26.858	1:43.587	93.55	5.671	12:25:27.768
2 -	***1:11.146***	***26.770***	***1:37.916 (1)***	***98.97***		***12:27:05.684***
3 -	1:11.262	26.820	1:38.082 (2)	98.80	0.166	12:28:43.766
4 -	1:11.273	26.970	1:38.243 (3)	98.64	0.327	12:30:22.009
5 -	1:11.585	26.883	1:38.468	98.42	0.552	12:32:00.477
6 -	1:11.939	27.526	1:39.465	97.43	1.549	12:33:39.942
7 -	1:12.457	27.303	1:39.760	97.14	1.844	12:35:19.702
8 -	1:12.713	27.917	1:40.630	96.30	2.714	12:37:00.332

P4 711 Phillip CROWE — - Handtrans

IDEAL LAP TIME : 1:37.993 BEST LAP TIME : 1:38.146 DIFFERENCE : 0.153

LAP	SECTOR 1	SECTOR 2	LAP TIME	MPH	DIFF	TIME OF DAY
1 -		***27.007***	1:44.348	92.87	6.202	12:25:28.529
2 -	***1:10.986***	27.160	***1:38.146 (1)***	***98.74***		***12:27:06.675***
3 -	1:11.591	27.078	1:38.669 (2)	98.22	0.523	12:28:45.344
4 -	1:13.080	27.292	1:40.372	96.55	2.226	12:30:25.716
5 -	1:12.214	27.404	1:39.618	97.28	1.472	12:32:05.334
6 -	1:11.912	27.296	1:39.208 (3)	97.68	1.062	12:33:44.542
7 -	1:12.680	27.318	1:39.998	96.91	1.852	12:35:24.540
8 -	1:12.502	28.003	1:40.505	96.42	2.359	12:37:05.045

P5 15 Nathan HARRISON — Honda CBR1000RR - H&H Motorcycles

IDEAL LAP TIME : 1:39.840 BEST LAP TIME : 1:39.840 DIFFERENCE : 0.000

LAP	SECTOR 1	SECTOR 2	LAP TIME	MPH	DIFF	TIME OF DAY
1 -		27.366	1:46.510	90.98	6.670	12:25:30.691
2 -	1:12.710	27.286	1:39.996 (2)	96.91	0.156	12:27:10.687
3 -	1:12.936	27.599	1:40.535	96.39	0.695	12:28:51.222
4 -	1:12.755	27.483	1:40.238	96.68	0.398	12:30:31.460
5 -	***1:12.573***	***27.267***	***1:39.840 (1)***	***97.06***		***12:32:11.300***
6 -	1:13.159	27.409	1:40.568	96.36	0.728	12:33:51.868
7 -	1:13.210	27.329	1:40.539	96.39	0.699	12:35:32.407
8 -	1:12.681	27.544	1:40.225 (3)	96.69	0.385	12:37:12.632

Weather / Track : Sunny / Dry

Oulton Park International: 2.6920 miles
Date: 05/04/2025 Start: 12:23 Finish: 12:36

BMCRC-MRO Championships 2025 - Rnd 2 @ Oulton Park Int

Reactive Parts MRO Powerbikes inc Clubman 1000 & Retro 1000

RACE 6 - SECTOR ANALYSIS

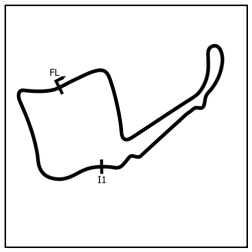

SECTOR 1 = FL to I1, SECTOR 2 = I1 to FL, DIFF = Difference To Personal Best Lap, P = Crossed Finish Line in Pit Lane, D = Time Disallowed

P6 98 Steven BUTTERWORTH Honda Fireblade -

IDEAL LAP TIME : 1:39.666 BEST LAP TIME : 1:39.715 DIFFERENCE : 0.049

LAP	SECTOR 1	SECTOR 2	LAP TIME	MPH	DIFF	TIME OF DAY
1 -		27.519	1:45.949	91.47	6.234	12:25:30.130
2 -	1:12.289	27.762	1:40.051 (3)	96.86	0.336	12:27:10.181
3 -	1:13.334	***27.425***	1:40.759	96.18	1.044	12:28:50.940
4 -	***1:12.241***	27.474	***1:39.715 (1)***	***97.19***		***12:30:30.655***
5 -	1:12.475	27.489	1:39.964 (2)	96.94	0.249	12:32:10.619
6 -	1:13.112	27.557	1:40.669	96.26	0.954	12:33:51.288
7 -	1:13.345	27.687	1:41.032	95.92	1.317	12:35:32.320
8 -	1:13.150	28.145	1:41.295	95.67	1.580	12:37:13.615

P7 199 Ben LUXTON Triumph 765 - CFS FILTRATION RACING

IDEAL LAP TIME : 1:39.923 BEST LAP TIME : 1:40.011 DIFFERENCE : 0.088

LAP	SECTOR 1	SECTOR 2	LAP TIME	MPH	DIFF	TIME OF DAY
1 -		***27.435***	1:45.314	92.02	5.303	12:25:29.495
2 -	1:12.683	27.513	1:40.196 (3)	96.72	0.185	12:27:09.691
3 -	1:12.664	27.514	1:40.178 (2)	96.74	0.167	12:28:49.869
4 -	1:12.761	27.526	1:40.287	96.63	0.276	12:30:30.156
5 -	***1:12.488***	27.523	***1:40.011 (1)***	***96.90***		***12:32:10.167***
6 -	1:13.859	27.609	1:41.468	95.51	1.457	12:33:51.635
7 -	1:13.835	27.728	1:41.563	95.42	1.552	12:35:33.198
8 -	1:13.460	27.757	1:41.217	95.74	1.206	12:37:14.415

P8 71 Maximus HARDY Honda CBR1000RR - DAD

IDEAL LAP TIME : 1:41.765 BEST LAP TIME : 1:41.909 DIFFERENCE : 0.144

LAP	SECTOR 1	SECTOR 2	LAP TIME	MPH	DIFF	TIME OF DAY
1 -		***27.910***	1:47.915	89.80	6.006	12:25:32.096
2 -	1:14.126	28.191	1:42.317 (2)	94.71	0.408	12:27:14.413
3 -	1:14.375	28.080	1:42.455 (3)	94.59	0.546	12:28:56.868
4 -	1:14.905	28.438	1:43.343	93.77	1.434	12:30:40.211
5 -	1:14.419	28.051	1:42.470	94.57	0.561	12:32:22.681
6 -	1:14.483	28.235	1:42.718	94.34	0.809	12:34:05.399
7 -	1:14.852	28.552	1:43.404	93.72	1.495	12:35:48.803
8 -	***1:13.855***	28.054	***1:41.909 (1)***	***95.09***		***12:37:30.712***

P9 80 Morgan CREASEY Honda FIREBLADE - Warics Ltd

IDEAL LAP TIME : 1:42.099 BEST LAP TIME : 1:42.268 DIFFERENCE : 0.169

LAP	SECTOR 1	SECTOR 2	LAP TIME	MPH	DIFF	TIME OF DAY
1 -		***27.789***	1:47.519	90.13	5.251	12:25:31.700
2 -	***1:14.310***	27.958	***1:42.268 (1)***	***94.76***		***12:27:13.968***
3 -	1:14.609	28.318	1:42.927	94.15	0.659	12:28:56.895
4 -	1:14.646	28.374	1:43.020	94.07	0.752	12:30:39.915
5 -	1:14.444	28.124	1:42.568 (3)	94.48	0.300	12:32:22.483
6 -	1:14.448	28.249	1:42.697	94.36	0.429	12:34:05.180
7 -	1:14.914	28.478	1:43.392	93.73	1.124	12:35:48.572
8 -	1:14.627	27.797	1:42.424 (2)	94.61	0.156	12:37:30.996

P10 212 Gareth Alun ROBERTS Honda CBR1000RR - KMS Construction

IDEAL LAP TIME : 1:41.809 BEST LAP TIME : 1:42.403 DIFFERENCE : 0.594

LAP	SECTOR 1	SECTOR 2	LAP TIME	MPH	DIFF	TIME OF DAY
1 -		***27.667***	1:48.120	89.63	5.717	12:25:32.301
2 -	***1:14.142***	28.261	***1:42.403 (1)***	***94.63***		***12:27:14.704***
3 -	1:14.290	28.230	1:42.520 (3)	94.53	0.117	12:28:57.224
4 -	1:14.748	28.406	1:43.154	93.94	0.751	12:30:40.378
5 -	1:14.467	28.022	1:42.489 (2)	94.55	0.086	12:32:22.867
6 -	1:15.040	27.881	1:42.921	94.16	0.518	12:34:05.788
7 -	1:14.651	28.558	1:43.209	93.89	0.806	12:35:48.997
8 -	1:15.115	28.461	1:43.576	93.56	1.173	12:37:32.573

Weather / Track : Sunny / Dry

Oulton Park International: 2.6920 miles
Date: 05/04/2025 Start: 12:23 Finish: 12:36

BMCRC-MRO Championships 2025 - Rnd 2 @ Oulton Park Int

Reactive Parts MRO Powerbikes inc Clubman 1000 & Retro 1000

RACE 6 - SECTOR ANALYSIS

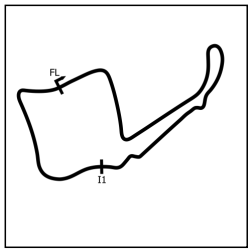

SECTOR 1 = FL to I1, SECTOR 2 = I1 to FL, DIFF = Difference To Personal Best Lap, P = Crossed Finish Line in Pit Lane, D = Time Disallowed

P11 62 Jonathan PERRY - Gordon Huxley Racing

IDEAL LAP TIME : 1:43.141 BEST LAP TIME : 1:43.149 DIFFERENCE : 0.008

LAP	SECTOR 1	SECTOR 2	LAP TIME	MPH	DIFF	TIME OF DAY
1 -		28.318	1:50.530	87.67	7.381	12:25:34.711
2 -	1:15.654	28.110	1:43.764 (3)	93.39	0.615	12:27:18.475
3 -	***1:15.049***	28.100	***1:43.149 (1)***	***93.95***		***12:29:01.624***
4 -	1:15.730	28.409	1:44.139	93.06	0.990	12:30:45.763
5 -	1:16.044	28.255	1:44.299	92.91	1.150	12:32:30.062
6 -	1:15.403	***28.092***	1:43.495 (2)	93.64	0.346	12:34:13.557
7 -	1:15.475	28.656	1:44.131	93.06	0.982	12:35:57.688
8 -	1:15.825	28.558	1:44.383	92.84	1.234	12:37:42.071

P12 88 Scott HALLIDAY - Performance fitness gym

IDEAL LAP TIME : 1:43.332 BEST LAP TIME : 1:43.717 DIFFERENCE : 0.385

LAP	SECTOR 1	SECTOR 2	LAP TIME	MPH	DIFF	TIME OF DAY
1 -		28.136	1:49.771	88.28	6.054	12:25:33.952
2 -	1:15.408	28.309	***1:43.717 (1)***	***93.43***		***12:27:17.669***
3 -	1:15.483	28.287	1:43.770 (2)	93.39	0.053	12:29:01.439
4 -	1:15.557	28.479	1:44.036	93.15	0.319	12:30:45.475
5 -	1:15.995	28.403	1:44.398	92.83	0.681	12:32:29.873
6 -	1:16.030	***27.949***	1:43.979 (3)	93.20	0.262	12:34:13.852
7 -	***1:15.383***	28.800	1:44.183	93.02	0.466	12:35:58.035
8 -	1:15.633	28.582	1:44.215	92.99	0.498	12:37:42.250

P13 100 C Sam CRANSTONE Honda FIREBLADE - Fortis racing

IDEAL LAP TIME : 1:44.081 BEST LAP TIME : 1:44.283 DIFFERENCE : 0.202

LAP	SECTOR 1	SECTOR 2	LAP TIME	MPH	DIFF	TIME OF DAY
1 -		29.024	1:53.447	85.42	9.164	12:25:37.628
2 -	1:17.122	29.080	1:46.202	91.25	1.919	12:27:23.830
3 -	1:17.062	29.259	1:46.321	91.15	2.038	12:29:10.151
4 -	1:16.965	28.948	1:45.913	91.50	1.630	12:30:56.064
5 -	1:16.528	***28.717***	1:45.245 (2)	92.08	0.962	12:32:41.309
6 -	***1:15.364***	28.919	***1:44.283 (1)***	***92.93***		***12:34:25.592***
7 -	1:16.275	29.100	1:45.375	91.96	1.092	12:36:10.967
8 -	1:16.313	28.988	1:45.301 (3)	92.03	1.018	12:37:56.268

P14 188 Dawid KRAWIECKI Yamaha R1 - Code Blue LTD & D A East Electrical

IDEAL LAP TIME : 1:44.177 BEST LAP TIME : 1:44.270 DIFFERENCE : 0.093

LAP	SECTOR 1	SECTOR 2	LAP TIME	MPH	DIFF	TIME OF DAY
1 -		***28.516***	1:51.733	86.73	7.463	12:25:35.914
2 -	***1:15.661***	28.609	***1:44.270 (1)***	***92.94***		***12:27:20.184***
3 -	1:16.472	28.976	1:45.448	91.90	1.178	12:29:05.632
4 -	1:17.771	29.363	1:47.134	90.45	2.864	12:30:52.766
5 -	1:17.834	29.197	1:47.031	90.54	2.761	12:32:39.797
6 -	1:17.752	28.715	1:46.467	91.02	2.197	12:34:26.264
7 -	1:16.694	28.741	1:45.435 (3)	91.91	1.165	12:36:11.699
8 -	1:16.556	28.612	1:45.168 (2)	92.15	0.898	12:37:56.867

P15 85 C Ben WOOD Yamaha R1 -

IDEAL LAP TIME : 1:44.229 BEST LAP TIME : 1:44.253 DIFFERENCE : 0.024

LAP	SECTOR 1	SECTOR 2	LAP TIME	MPH	DIFF	TIME OF DAY
1 -		29.211	1:53.860	85.11	9.607	12:25:38.041
2 -	1:16.838	29.290	1:46.128	91.31	1.875	12:27:24.169
3 -	1:16.917	29.650	1:46.567	90.94	2.314	12:29:10.736
4 -	1:17.415	29.223	1:46.638	90.88	2.385	12:30:57.374
5 -	1:16.652	***28.557***	1:45.209	92.11	0.956	12:32:42.583
6 -	***1:15.672***	28.581	***1:44.253 (1)***	***92.95***		***12:34:26.836***
7 -	1:16.293	28.851	1:45.144 (2)	92.17	0.891	12:36:11.980
8 -	1:16.407	28.784	1:45.191 (3)	92.13	0.938	12:37:57.171

Weather / Track : Sunny / Dry

Oulton Park International: 2.6920 miles
Date: 05/04/2025 Start: 12:23 Finish: 12:36

BMCRC-MRO Championships 2025 - Rnd 2 @ Oulton Park Int

Reactive Parts MRO Powerbikes inc Clubman 1000 & Retro 1000

RACE 6 - SECTOR ANALYSIS

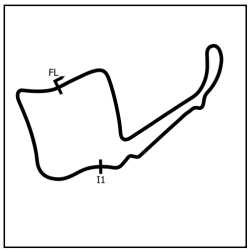

SECTOR 1 = FL to I1, SECTOR 2 = I1 to FL, DIFF = Difference To Personal Best Lap, P = Crossed Finish Line in Pit Lane, D = Time Disallowed

P16 70 C Robert PEARCE

Aprilia RSV4 1000 - Paintworx Body Repair

IDEAL LAP TIME : 1:45.848 BEST LAP TIME : 1:45.855 DIFFERENCE : 0.007

LAP	SECTOR 1	SECTOR 2	LAP TIME	MPH	DIFF	TIME OF DAY
1 -		***28.986***	1:53.130	85.66	7.275	12:25:37.311
2 -	***1:16.862***	28.993	***1:45.855*** **(1)**	***91.55***		***12:27:23.166***
3 -	1:17.299	29.581	1:46.880	90.67	1.025	12:29:10.046
4 -	1:17.856	29.309	1:47.165	90.43	1.310	12:30:57.211
5 -	1:17.546	29.497	1:47.043	90.53	1.188	12:32:44.254
6 -	1:17.171	29.037	1:46.208 **(3)**	91.24	0.353	12:34:30.462
7 -	1:17.157	29.048	1:46.205 **(2)**	91.25	0.350	12:36:16.667

P17 19 RET Tyler DONOVAN

- Tinder Corp

IDEAL LAP TIME : 1:45.891 BEST LAP TIME : 1:46.378 DIFFERENCE : 0.487

LAP	SECTOR 1	SECTOR 2	LAP TIME	MPH	DIFF	TIME OF DAY
1 -		***28.859***	1:52.680	86.00	6.302	12:25:36.861
2 -	1:17.665	29.194	1:46.859	90.69	0.481	12:27:23.720
3 -	***1:17.032***	29.688	1:46.720 **(3)**	90.81	0.342	12:29:10.440
4 -	1:18.055	29.391	1:47.446	90.19	1.068	12:30:57.886
5 -	1:18.091	28.904	1:46.995	90.57	0.617	12:32:44.881
6 -	1:17.197	29.181	***1:46.378*** **(1)**	***91.10***		***12:34:31.259***
7 -	1:17.425	29.033	1:46.458 **(2)**	91.03	0.080	12:36:17.717

P18 49 Luke WALLINGTON

Honda FIREBLADE - Roxo Rodina Racing

IDEAL LAP TIME : 1:42.673 BEST LAP TIME : 1:43.250 DIFFERENCE : 0.577

LAP	SECTOR 1	SECTOR 2	LAP TIME	MPH	DIFF	TIME OF DAY
1 -		***28.002***	1:48.812	89.06	5.562	12:25:32.993
2 -	1:39.469	30.204	2:09.673	74.73	26.423	12:27:42.666
3 -	1:15.192	28.884	1:44.076 **(2)**	93.11	0.826	12:29:26.742
4 -	1:16.037	28.710	1:44.747	92.52	1.497	12:31:11.489
5 -	***1:14.671***	28.579	***1:43.250*** **(1)**	***93.86***		***12:32:54.739***
6 -	1:17.020	28.792	1:45.812	91.58	2.562	12:34:40.551
7 -	1:15.289	28.836	1:44.125 **(3)**	93.07	0.875	12:36:24.676

P19 46 C Simon GATES

Yamaha YZF R1 - T.A Roden LTD / Canine Plus Hydro

IDEAL LAP TIME : 1:47.075 BEST LAP TIME : 1:47.158 DIFFERENCE : 0.083

LAP	SECTOR 1	SECTOR 2	LAP TIME	MPH	DIFF	TIME OF DAY
1 -		***29.131***	1:55.232	84.10	8.074	12:25:39.413
2 -	1:18.021	29.514	1:47.535 **(3)**	90.12	0.377	12:27:26.948
3 -	1:18.032	29.285	1:47.317 **(2)**	90.30	0.159	12:29:14.265
4 -	***1:17.944***	29.214	***1:47.158*** **(1)**	***90.43***		***12:31:01.423***
5 -	1:18.399	29.654	1:48.053	89.69	0.895	12:32:49.476
6 -	1:19.147	29.883	1:49.030	88.88	1.872	12:34:38.506
7 -	1:18.929	29.446	1:48.375	89.42	1.217	12:36:26.881

P20 78 RET Jamie THOMAS

Suzuki GSXR 1000 - Team RubyRacing

IDEAL LAP TIME : 1:46.719 BEST LAP TIME : 1:46.755 DIFFERENCE : 0.036

LAP	SECTOR 1	SECTOR 2	LAP TIME	MPH	DIFF	TIME OF DAY
1 -		29.123	1:57.574	82.42	10.819	12:25:41.755
2 -	1:20.581	29.396	1:49.977	88.12	3.222	12:27:31.732
3 -	1:17.904	***28.904***	1:46.808 **(2)**	90.73	0.053	12:29:18.540
4 -	***1:17.815***	28.940	***1:46.755*** **(1)**	***90.78***		***12:31:05.295***
5 -	1:17.959	29.058	1:47.017 **(3)**	90.55	0.262	12:32:52.312
6 -	1:18.887	29.095	1:47.982	89.74	1.227	12:34:40.294
7 -	1:18.645	29.080	1:47.725	89.96	0.970	12:36:28.019

Weather / Track : Sunny / Dry

Oulton Park International: 2.6920 miles
Date: 05/04/2025 Start: 12:23 Finish: 12:36

BMCRC-MRO Championships 2025 - Rnd 2 @ Oulton Park Int

Reactive Parts MRO Powerbikes inc Clubman 1000 & Retro 1000

RACE 6 - SECTOR ANALYSIS

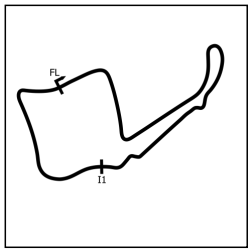

SECTOR 1 = FL to I1, SECTOR 2 = I1 to FL, DIFF = Difference To Personal Best Lap, P = Crossed Finish Line in Pit Lane, D = Time Disallowed

P21 33 C Luke BLACKFORD — Kawasaki ZX10RR - Trelisk motorcycles/Ameera groundwork

IDEAL LAP TIME : 1:48.202 BEST LAP TIME : 1:48.230 DIFFERENCE : 0.028

LAP	SECTOR 1	SECTOR 2	LAP TIME	MPH	DIFF	TIME OF DAY
1 -		***29.259***	1:57.034	82.80	8.804	12:25:41.215
2 -	1:19.792	30.047	1:49.839	88.23	1.609	12:27:31.054
3 -	1:19.086	29.307	1:48.393 **(2)**	89.40	0.163	12:29:19.447
4 -	1:19.090	29.788	1:48.878	89.01	0.648	12:31:08.325
5 -	1:19.266	29.494	1:48.760 **(3)**	89.10	0.530	12:32:57.085
6 -	1:19.364	29.708	1:49.072	88.85	0.842	12:34:46.157
7 -	***1:18.943***	29.287	***1:48.230*** **(1)**	***89.54***		***12:36:34.387***

P22 12 Liam THORNTON — Honda CBR1000RR SP - Majestic Engineering Thornton Racing

IDEAL LAP TIME : 1:46.601 BEST LAP TIME : 1:46.601 DIFFERENCE : 0.000

LAP	SECTOR 1	SECTOR 2	LAP TIME	MPH	DIFF	TIME OF DAY
1 -		29.700	2:00.057	80.72	13.456	12:25:44.238
2 -	1:20.630	29.864	1:50.494	87.70	3.893	12:27:34.732
3 -	1:18.754	29.800	1:48.554 **(3)**	89.27	1.953	12:29:23.286
4 -	1:19.273	30.356	1:49.629	88.40	3.028	12:31:12.915
5 -	1:19.048	29.242	1:48.290 **(2)**	89.49	1.689	12:33:01.205
6 -	1:19.820	29.850	1:49.670	88.36	3.069	12:34:50.875
7 -	***1:17.506***	***29.095***	***1:46.601*** **(1)**	***90.91***		***12:36:37.476***

P23 32 Martin MORRIS — Honda CBR1000RR SP - Morris Racing, Obsession Engineering

IDEAL LAP TIME : 1:46.556 BEST LAP TIME : 1:47.027 DIFFERENCE : 0.471

LAP	SECTOR 1	SECTOR 2	LAP TIME	MPH	DIFF	TIME OF DAY
1 -		29.983	2:00.512	80.41	13.485	12:25:44.693
2 -	1:20.815	29.679	1:50.494	87.70	3.467	12:27:35.187
3 -	1:20.589	30.174	1:50.763	87.49	3.736	12:29:25.950
4 -	1:19.632	29.500	1:49.132	88.80	2.105	12:31:15.082
5 -	***1:17.815***	29.212	***1:47.027*** **(1)**	***90.55***		***12:33:02.109***
6 -	1:19.176	29.735	1:48.911 **(3)**	88.98	1.884	12:34:51.020
7 -	1:18.792	***28.741***	1:47.533 **(2)**	90.12	0.506	12:36:38.553

P24 94 RET Stuart COOKE — Honda CBR1000RR -

IDEAL LAP TIME : 1:48.569 BEST LAP TIME : 1:48.727 DIFFERENCE : 0.158

LAP	SECTOR 1	SECTOR 2	LAP TIME	MPH	DIFF	TIME OF DAY
1 -		29.658	1:59.765	80.91	11.038	12:25:43.946
2 -	1:20.364	29.691	1:50.055	88.05	1.328	12:27:34.001
3 -	1:19.248	30.261	1:49.509	88.49	0.782	12:29:23.510
4 -	1:19.414	30.410	1:49.824	88.24	1.097	12:31:13.334
5 -	1:19.303	29.845	1:49.148 **(3)**	88.79	0.421	12:33:02.482
6 -	1:19.453	***29.509***	1:48.962 **(2)**	88.94	0.235	12:34:51.444
7 -	***1:19.060***	29.667	***1:48.727*** **(1)**	***89.13***		***12:36:40.171***

P25 910 C Harry GOWER — Triumph DAYTONA 765 - RG Racing

IDEAL LAP TIME : 1:48.380 BEST LAP TIME : 1:48.493 DIFFERENCE : 0.113

LAP	SECTOR 1	SECTOR 2	LAP TIME	MPH	DIFF	TIME OF DAY
1 -		***29.644***	1:58.703	81.64	10.210	12:25:42.884
2 -	1:19.939	29.919	1:49.858	88.21	1.365	12:27:32.742
3 -	1:19.259	29.677	1:48.936 **(2)**	88.96	0.443	12:29:21.678
4 -	1:20.680	30.336	1:51.016	87.29	2.523	12:31:12.694
5 -	***1:18.736***	29.757	***1:48.493*** **(1)**	***89.32***		***12:33:01.187***
6 -	1:19.639	30.023	1:49.662	88.37	1.169	12:34:50.849
7 -	1:19.162	30.494	1:49.656 **(3)**	88.37	1.163	12:36:40.505

BMCRC-MRO Championships 2025 - Rnd 2 @ Oulton Park Int

Reactive Parts MRO Powerbikes inc Clubman 1000 & Retro 1000

RACE 6 - SECTOR ANALYSIS

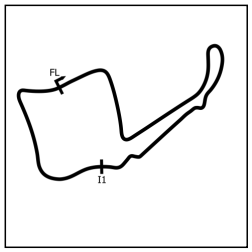

SECTOR 1 = FL to I1, SECTOR 2 = I1 to FL, DIFF = Difference To Personal Best Lap, P = Crossed Finish Line in Pit Lane, D = Time Disallowed

P26 48 C Aaron COLLINS — Bmw S1000RR - Precision installations

IDEAL LAP TIME : 1:47.402 BEST LAP TIME : 1:47.476 DIFFERENCE : 0.074

LAP	SECTOR 1	SECTOR 2	LAP TIME	MPH	DIFF	TIME OF DAY
1 -		29.708	2:01.190	79.96	13.714	12:25:45.371
2 -	1:20.852	29.871	1:50.723	87.52	3.247	12:27:36.094
3 -	1:19.954	30.155	1:50.109	88.01	2.633	12:29:26.203
4 -	1:20.338	30.070	1:50.408	87.77	2.932	12:31:16.611
5 -	***1:18.081***	29.395	***1:47.476*** **(1)**	***90.17***		***12:33:04.087***
6 -	1:18.718	***29.321***	1:48.039 **(2)**	89.70	0.563	12:34:52.126
7 -	1:19.018	29.462	1:48.480 **(3)**	89.33	1.004	12:36:40.606

P27 63 RET Matthew WREN — Suzuki GSXR1000 - TBR performance

IDEAL LAP TIME : 1:49.123 BEST LAP TIME : 1:49.915 DIFFERENCE : 0.792

LAP	SECTOR 1	SECTOR 2	LAP TIME	MPH	DIFF	TIME OF DAY
1 -		30.008	2:01.090	80.03	11.175	12:25:45.271
2 -	1:20.632	30.179	1:50.811	87.45	0.896	12:27:36.082
3 -	1:20.442	30.145	1:50.587	87.63	0.672	12:29:26.669
4 -	1:20.036	30.183	1:50.219	87.92	0.304	12:31:16.888
5 -	1:20.100	29.815	***1:49.915*** **(1)**	***88.17***		***12:33:06.803***
6 -	1:20.341	***29.601***	1:49.942 **(2)**	88.14	0.027	12:34:56.745
7 -	***1:19.522***	30.438	1:49.960 **(3)**	88.13	0.045	12:36:46.705

P28 14 C Alex YIANNI — BMW S1000 RR - Airpack 2000 Racing/Almig Compressors

IDEAL LAP TIME : 1:49.320 BEST LAP TIME : 1:49.804 DIFFERENCE : 0.484

LAP	SECTOR 1	SECTOR 2	LAP TIME	MPH	DIFF	TIME OF DAY
1 -		***29.733***	1:59.463	81.12	9.659	12:25:43.644
2 -	1:20.838	30.450	1:51.288	87.08	1.484	12:27:34.932
3 -	1:20.614	30.414	1:51.028	87.28	1.224	12:29:25.960
4 -	1:20.285	30.088	1:50.373 **(3)**	87.80	0.569	12:31:16.333
5 -	1:20.143	29.908	1:50.051 **(2)**	88.06	0.247	12:33:06.384
6 -	1:21.030	30.140	1:51.170	87.17	1.366	12:34:57.554
7 -	***1:19.587***	30.217	***1:49.804*** **(1)**	***88.26***		***12:36:47.358***

P29 81 C Dan HARTLE — Yamaha R1 2CR - #Teamrace

IDEAL LAP TIME : 1:48.921 BEST LAP TIME : 1:49.126 DIFFERENCE : 0.205

LAP	SECTOR 1	SECTOR 2	LAP TIME	MPH	DIFF	TIME OF DAY
1 -		30.548	2:03.551	78.43	14.425	12:25:47.732
2 -	1:21.947	30.142	1:52.089	86.46	2.963	12:27:39.821
3 -	1:20.403	30.190	1:50.593	87.63	1.467	12:29:30.414
4 -	1:20.786	30.246	1:51.032	87.28	1.906	12:31:21.446
5 -	***1:19.225***	29.901	***1:49.126*** **(1)**	***88.80***		***12:33:10.572***
6 -	1:19.522	29.828	1:49.350 **(2)**	88.62	0.224	12:34:59.922
7 -	1:19.728	***29.696***	1:49.424 **(3)**	88.56	0.298	12:36:49.346

P30 333 Andrew HOUGHTON — BMW S1000RR - Techoir

IDEAL LAP TIME : 1:50.997 BEST LAP TIME : 1:51.029 DIFFERENCE : 0.032

LAP	SECTOR 1	SECTOR 2	LAP TIME	MPH	DIFF	TIME OF DAY
1 -		***30.297***	2:02.222	79.29	11.193	12:25:46.403
2 -	1:21.380	30.475	1:51.855 **(3)**	86.64	0.826	12:27:38.258
3 -	1:21.257	30.618	1:51.875	86.62	0.846	12:29:30.133
4 -	***1:20.700***	30.329	***1:51.029*** **(1)**	***87.28***		***12:31:21.162***
5 -	1:21.601	30.515	1:52.116	86.43	1.087	12:33:13.278
6 -	1:21.244	30.426	1:51.670 **(2)**	86.78	0.641	12:35:04.948
7 -	1:21.203	30.665	1:51.868	86.63	0.839	12:36:56.816

Weather / Track : Sunny / Dry

Oulton Park International: 2.6920 miles
Date: 05/04/2025 Start: 12:23 Finish: 12:36

BMCRC-MRO Championships 2025 - Rnd 2 @ Oulton Park Int

Reactive Parts MRO Powerbikes inc Clubman 1000 & Retro 1000

RACE 6 - SECTOR ANALYSIS

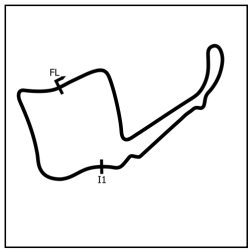

SECTOR 1 = FL to I1, SECTOR 2 = I1 to FL, DIFF = Difference To Personal Best Lap, P = Crossed Finish Line in Pit Lane, D = Time Disallowed

P31 23 C Jason PAES — Aprilia RSV4 - J&R Electrical Ltd

IDEAL LAP TIME : 1:50.988 BEST LAP TIME : 1:50.988 DIFFERENCE : 0.000

LAP	SECTOR 1	SECTOR 2	LAP TIME	MPH	DIFF	TIME OF DAY
1 -		30.368	2:02.913	78.84	11.925	12:25:47.094
2 -	1:21.116	30.608	1:51.724 (3)	86.74	0.736	12:27:38.818
3 -	1:21.080	30.951	1:52.031	86.50	1.043	12:29:30.849
4 -	1:20.967	30.828	1:51.795	86.68	0.807	12:31:22.644
5 -	***1:20.809***	***30.179***	***1:50.988 (1)***	***87.31***		***12:33:13.632***
6 -	1:21.285	30.390	1:51.675 (2)	86.78	0.687	12:35:05.307
7 -	1:21.235	30.657	1:51.892	86.61	0.904	12:36:57.199

P32 7 C Seb JENKINS — Yamaha YZF-R1 - TBR Performance

IDEAL LAP TIME : 1:51.399 BEST LAP TIME : 1:51.724 DIFFERENCE : 0.325

LAP	SECTOR 1	SECTOR 2	LAP TIME	MPH	DIFF	TIME OF DAY
1 -		30.536	2:03.298	78.60	11.574	12:25:47.479
2 -	1:22.019	30.792	1:52.811	85.90	1.087	12:27:40.290
3 -	1:21.617	30.946	1:52.563	86.09	0.839	12:29:32.853
4 -	1:21.476	30.619	1:52.095	86.45	0.371	12:31:24.948
5 -	***1:20.913***	30.811	***1:51.724 (1)***	***86.74***		***12:33:16.672***
6 -	1:21.338	***30.486***	1:51.824 (3)	86.66	0.100	12:35:08.496
7 -	1:21.065	30.756	1:51.821 (2)	86.66	0.097	12:37:00.317

P33 66 C Stephen HARVEY — Kawasaki ZX10 -

IDEAL LAP TIME : 1:52.696 BEST LAP TIME : 1:52.949 DIFFERENCE : 0.253

LAP	SECTOR 1	SECTOR 2	LAP TIME	MPH	DIFF	TIME OF DAY
1 -		30.810	2:04.347	77.93	11.398	12:25:48.528
2 -	***1:22.039***	30.910	***1:52.949 (1)***	***85.80***		***12:27:41.477***
3 -	1:23.534	***30.657***	1:54.191	84.86	1.242	12:29:35.668
4 -	1:22.282	30.705	1:52.987 (2)	85.77	0.038	12:31:28.655
5 -	1:22.449	31.250	1:53.699 (3)	85.23	0.750	12:33:22.354
6 -	1:23.242	30.830	1:54.072	84.95	1.123	12:35:16.426
7 -	1:22.708	31.365	1:54.073	84.95	1.124	12:37:10.499

P34 3 Jason BURRILL — BMW M1000RR -

IDEAL LAP TIME : 1:44.941 BEST LAP TIME : 1:45.027 DIFFERENCE : 0.086

LAP	SECTOR 1	SECTOR 2	LAP TIME	MPH	DIFF	TIME OF DAY
1 -		***29.300***	1:57.335	82.59	12.308	12:25:41.516
2 -	1:20.386	30.230	1:50.616 (2)	87.61	5.589	12:27:32.132
3 -	1:35.092	30.569	2:05.661	77.12	20.634	12:29:37.793
4 -	1:24.961	30.987	1:55.948	83.58	10.921	12:31:33.741
5 -	1:17.854	35.707	1:53.561 (3)	85.34	8.534	12:33:27.302
6 -	1:32.178	29.553	2:01.731	79.61	16.704	12:35:29.033
7 -	***1:15.641***	29.386	***1:45.027 (1)***	***92.27***		***12:37:14.060***

P35 45 Jake MARSH — Honda CBR1000RR FIRBELADE - RD Racing

IDEAL LAP TIME : 1:45.951 BEST LAP TIME : 1:46.116 DIFFERENCE : 0.165

LAP	SECTOR 1	SECTOR 2	LAP TIME	MPH	DIFF	TIME OF DAY
1 -		***28.945***	1:54.127	84.91	8.011	12:25:38.308
2 -	***1:17.006***	29.110	***1:46.116 (1)***	***91.32***		***12:27:24.424***
3 -	1:17.124	29.369	1:46.493 (2)	91.00	0.377	12:29:10.917
4 -	1:18.489	29.087	1:47.576 (3)	90.08	1.460	12:30:58.493
5 -	1:26.948	30.224	1:57.172	82.71	11.056	12:32:55.665
6 -	1:20.222	31.032	1:51.254	87.10	5.138	12:34:46.919
7 -	1:48.718	IN PIT	2:31.165 P	64.11	45.049	12:37:18.084

Weather / Track : Sunny / Dry

Oulton Park International: 2.6920 miles
Date: 05/04/2025 Start: 12:23 Finish: 12:36

BMCRC-MRO Championships 2025 - Rnd 2 @ Oulton Park Int

Reactive Parts MRO Powerbikes inc Clubman 1000 & Retro 1000

RACE 6 - SECTOR ANALYSIS

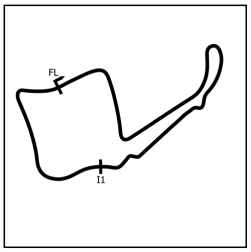

SECTOR 1 = FL to I1, SECTOR 2 = I1 to FL, DIFF = Difference To Personal Best Lap, P = Crossed Finish Line in Pit Lane, D = Time Disallowed

P36 125 Scott STONE — Yamaha R1 - Amco Retford

IDEAL LAP TIME : 1:43.531 BEST LAP TIME : 1:43.543 DIFFERENCE : 0.012

LAP	SECTOR 1	SECTOR 2	LAP TIME	MPH	DIFF	TIME OF DAY
1 -		28.403	1:50.798	87.46	7.255	12:25:34.979
2 -	1:15.523	***28.308***	1:43.831 **(2)**	93.33	0.288	12:27:18.810
3 -	***1:15.223***	28.320	***1:43.543*** **(1)**	***93.59***		***12:29:02.353***
4 -	1:15.524	28.373	1:43.897 **(3)**	93.27	0.354	12:30:46.250
5 -	1:15.899	28.372	1:44.271	92.94	0.728	12:32:30.521
6 -	1:16.217	IN PIT	1:53.475 **P**	85.40	9.932	12:34:23.996

P37 87 C Karl THOMPSON — Yamaha R1 - #Teamrace

IDEAL LAP TIME : 1:45.675 BEST LAP TIME : 1:45.966 DIFFERENCE : 0.291

LAP	SECTOR 1	SECTOR 2	LAP TIME	MPH	DIFF	TIME OF DAY
1 -		28.919	1:54.433	84.68	8.467	12:25:38.614
2 -	***1:17.080***	28.886	***1:45.966*** **(1)**	***91.45***		***12:27:24.580***
3 -	1:17.533	28.941	1:46.474 **(3)**	91.02	0.508	12:29:11.054
4 -	1:17.605	28.901	1:46.506	90.99	0.540	12:30:57.560
5 -	1:17.554	***28.595***	1:46.149 **(2)**	91.29	0.183	12:32:43.709

P38 115 RET Tony KEILTY — Suzuki GSXR 1000 - Eat Your Heart Out

IDEAL LAP TIME : 1:49.271 BEST LAP TIME : 1:49.585 DIFFERENCE : 0.314

LAP	SECTOR 1	SECTOR 2	LAP TIME	MPH	DIFF	TIME OF DAY
1 -		***29.584***	1:56.877	82.91	7.292	12:25:41.058
2 -	1:20.577	29.982	1:50.559 **(2)**	87.65	0.974	12:27:31.617
3 -	***1:19.687***	29.898	***1:49.585*** **(1)**	***88.43***		***12:29:21.202***
4 -	1:20.896	IN PIT	1:58.460 **P**	81.81	8.875	12:31:19.662

P39 888 RET Paul FAGG — Yamaha R1 4C8 - -Contact me for sponsorship-

IDEAL LAP TIME : BEST LAP TIME : DIFFERENCE :

LAP	SECTOR 1	SECTOR 2	LAP TIME	MPH	DIFF	TIME OF DAY
1 -		***IN PIT***	2:36.709 **P**	61.84		12:26:20.890

BMCRC-MRO Championships 2025 - Rnd 2 @ Oulton Park Int

Reactive Parts MRO Powerbikes inc Clubman 1000 & Retro 1000

RACE 6 - BEST SECTORS

	SECTOR 1		SECTOR 2	
POS	NO	TIME	NO	TIME
1	165	1:10.116	165	26.651
2	77	1:10.711	691	26.770
3	711	1:10.986	77	26.790
4	691	1:11.146	711	27.007
5	98	1:12.241	15	27.267
6	199	1:12.488	98	27.425
7	15	1:12.573	199	27.435
8	71	1:13.855	212	27.667
9	212	1:14.142	80	27.789
10	80	1:14.310	71	27.910
11	49	1:14.671	88	27.949
12	62	1:15.049	49	28.002
13	125	1:15.223	62	28.092
14	100	1:15.364	125	28.308
15	88	1:15.383	188	28.516
16	3	1:15.641	85	28.557
17	188	1:15.661	87	28.595
18	85	1:15.672	100	28.717
19	70	1:16.862	32	28.741
20	45	1:17.006	19	28.859
21	19	1:17.032	78	28.904
22	87	1:17.080	45	28.945
23	12	1:17.506	70	28.986
24	78	1:17.815	12	29.095
25	32	1:17.815	46	29.131
26	46	1:17.944	33	29.259
27	48	1:18.081	3	29.300
28	910	1:18.736	48	29.321
29	33	1:18.943	94	29.509
30	94	1:19.060	115	29.584
31	81	1:19.225	63	29.601
32	63	1:19.522	910	29.644
33	14	1:19.587	81	29.696
34	115	1:19.687	14	29.733
35	333	1:20.700	23	30.179
36	23	1:20.809	333	30.297
37	7	1:20.913	7	30.486
38	66	1:22.039	66	30.657
39				

IDEAL / BEST COMPARISON

		PERFECT LAP	1:36.767		
POS	NO	NAME	IDEAL	BEST	DIFF
1	165	OWENS	1:36.767	1:36.797	0.030
2	77	ARSCOTT	1:37.501	1:37.508	0.007
3	691	CROSBY	1:37.916	1:37.916	0.000
4	711	CROWE	1:37.993	1:38.146	0.153
5	98	BUTTERWORTH	1:39.666	1:39.715	0.049
6	15	HARRISON	1:39.840	1:39.840	0.000
7	199	LUXTON	1:39.923	1:40.011	0.088
8	71	HARDY	1:41.765	1:41.909	0.144
9	212	ROBERTS	1:41.809	1:42.403	0.594
10	80	CREASEY	1:42.099	1:42.268	0.169
11	49	WALLINGTON	1:42.673	1:43.250	0.577
12	62	PERRY	1:43.141	1:43.149	0.008
13	88	HALLIDAY	1:43.332	1:43.717	0.385
14	125	STONE	1:43.531	1:43.543	0.012
15	100	CRANSTONE	1:44.081	1:44.283	0.202
16	188	KRAWIECKI	1:44.177	1:44.270	0.093
17	85	WOOD	1:44.229	1:44.253	0.024
18	3	BURRILL	1:44.941	1:45.027	0.086
19	87	THOMPSON	1:45.675	1:45.966	0.291
20	70	PEARCE	1:45.848	1:45.855	0.007
21	19	DONOVAN	1:45.891	1:46.378	0.487
22	45	MARSH	1:45.951	1:46.116	0.165
23	32	MORRIS	1:46.556	1:47.027	0.471
24	12	THORNTON	1:46.601	1:46.601	0.000
25	78	THOMAS	1:46.719	1:46.755	0.036
26	46	GATES	1:47.075	1:47.158	0.083
27	48	COLLINS	1:47.402	1:47.476	0.074
28	33	BLACKFORD	1:48.202	1:48.230	0.028
29	910	GOWER	1:48.380	1:48.493	0.113
30	94	COOKE	1:48.569	1:48.727	0.158
31	81	HARTLE	1:48.921	1:49.126	0.205
32	63	WREN	1:49.123	1:49.915	0.792
33	115	KEILTY	1:49.271	1:49.585	0.314
34	14	YIANNI	1:49.320	1:49.804	0.484
35	23	PAES	1:50.988	1:50.988	0.000
36	333	HOUGHTON	1:50.997	1:51.029	0.032
37	7	JENKINS	1:51.399	1:51.724	0.325
38	66	HARVEY	1:52.696	1:52.949	0.253
39	888	FAGG			

Weather / Track : Sunny / Dry

Oulton Park International: 2.6920 miles
Date: 05/04/2025 Start: 12:23 Finish: 12:36

Results can be found at www.tsl-timing.com

Printed - 12:42 Saturday, 05 April 2025

BMCRC-MRO Championships 2025 - Rnd 2 @ Oulton Park Int

Reactive Parts MRO Powerbikes inc Clubman 1000 & Retro 1000

RACE 6 - STATISTICS

Competitors Started	39
Planned Start	2025-04-05 @ 10:55:00.000
Actual Start	2025-04-05 @ 12:23:44.180
Finish Time	2025-04-05 @ 12:36:16.666
Track Length	2.6920mi.
Total Laps	276
Total Distance Covered	742.9998mi.

Session Fastest Lap History

NO	CL	NAME	LAP TIME	TIME OF DAY	LAP	VEHICLE
165		**Josh OWENS**	**1:37.511**	12:27:04.449	2	Honda CBR1000RR-R
165		**Josh OWENS**	**1:37.045**	12:28:41.495	3	Honda CBR1000RR-R
165		**Josh OWENS**	**1:36.879**	12:30:18.373	4	Honda CBR1000RR-R
165		**Josh OWENS**	**1:36.797**	12:33:32.270	6	Honda CBR1000RR-R

Session Leader History

NO	CL	NAME	FROM LAP	LAPS LED	DISTANCE	VEHICLE
165		**Josh OWENS**	1	8	21.53 miles	Honda CBR1000RR-R

Flag History

TYPE	TIME OF DAY
GREEN	12:23:44.180
FINISH	12:36:16.666

Flag Statistics

TYPE	COUNT	TOTAL LAPS	TOTAL TIME
Green	1	8	17:17.850
Red	0	0	0.000
Safety Car	0	0	0.000
FCY	0	0	0.000

Weather / Track : Sunny / Dry

Oulton Park International: 2.6920 miles
Date: 05/04/2025 Start: 12:23 Finish: 12:36

BMCRC-MRO Championships 2025 - Rnd 2 @ Oulton Park Int

Reactive Parts MRO Powerbikes inc Clubman 1000 & Retro 1000

RACE 6 - STATISTICS

CLASS : 20 Starters

Fastest Lap History

NO	NAME	LAP TIME	TIME OF DAY	LAP	VEHICLE
165	**Josh OWENS**	**1:37.511**	12:27:04.449	2	Honda CBR1000RR-R
165	**Josh OWENS**	**1:37.045**	12:28:41.495	3	Honda CBR1000RR-R
165	**Josh OWENS**	**1:36.879**	12:30:18.373	4	Honda CBR1000RR-R
165	**Josh OWENS**	**1:36.797**	12:33:32.270	6	Honda CBR1000RR-R

Leader History

NO	NAME	FROM LAP	LAPS LED	DISTANCE	VEHICLE
165	**Josh OWENS**	1	8	21.53 miles	Honda CBR1000RR-R

BMCRC-MRO Championships 2025 - Rnd 2 @ Oulton Park Int

Reactive Parts MRO Powerbikes inc Clubman 1000 & Retro 1000

RACE 6 - STATISTICS

CLASS : C

13 Starters

Fastest Lap History

NO	NAME	LAP TIME	TIME OF DAY	LAP	VEHICLE
70	**Robert PEARCE**	**1:45.855**	12:27:23.175	2	Aprilia RSV4 1000
100	**Sam CRANSTONE**	**1:45.245**	12:32:41.322	5	Honda FIREBLADE
85	**Ben WOOD**	**1:45.209**	12:32:42.577	5	Yamaha R1
100	**Sam CRANSTONE**	**1:44.283**	12:34:25.605	6	Honda FIREBLADE
85	**Ben WOOD**	**1:44.253**	12:34:26.830	6	Yamaha R1

Leader History

NO	NAME	FROM LAP	LAPS LED	DISTANCE	VEHICLE
70	**Robert PEARCE**	1	3	8.07 miles	Aprilia RSV4 1000
100	**Sam CRANSTONE**	4	5	13.46 miles	Honda FIREBLADE

Weather / Track : Sunny / Dry

Oulton Park International: 2.6920 miles
Date: 05/04/2025 Start: 12:23 Finish: 12:36

BMCRC-MRO Championships 2025 - Rnd 2 @ Oulton Park Int

Reactive Parts MRO Powerbikes inc Clubman 1000 & Retro 1000

RACE 6 - STATISTICS

CLASS : RET

6 Starters

Fastest Lap History

NO	NAME	LAP TIME	TIME OF DAY	LAP	VEHICLE
19	**Tyler DONOVAN**	**1:46.859**	12:27:23.717	2	
19	**Tyler DONOVAN**	**1:46.720**	12:29:10.438	3	
19	**Tyler DONOVAN**	**1:46.378**	12:34:31.255	6	

Leader History

NO	NAME	FROM LAP	LAPS LED	DISTANCE	VEHICLE
19	**Tyler DONOVAN**	1	7	18.84 miles	

Weather / Track : Sunny / Dry

Oulton Park International: 2.6920 miles
Date: 05/04/2025 Start: 12:23 Finish: 12:36

MRO POWERBIKES | MRO CLUBMAN 1000 CUP | MRO RETRO 1000S

BMCRC-MRO Championships 2025 - Rnd 2 @ Oulton Park Int

Reactive Parts MRO Powerbikes inc Clubman 1000 & Retro 1000

RACE 16 - GRID (10 Laps)

ROW 14			41	68	Lee SMITH	40	274	Stuart LATIMER
						1:52.949		
ROW 13	39	888	Paul FAGG	38	66	Stephen HARVEY	37	7
							1:51.724	Seb JENKINS
	1:51.029			1:50.988		1:49.915		
ROW 12	36	333	Andrew HOUGHTON	35	23	Jason PAES	34	63
				1:49.804		1:49.585		
ROW 11	33	14	Alex YIANNI	32	115	Tony KEILTY	31	81
							1:49.126	Dan HARTLE
	1:48.727			1:48.493		1:48.230		
ROW 10	30	94	Stuart COOKE	29	910	Harry GOWER	28	33
				1:47.476		1:47.158		
ROW 9	27	48	Aaron COLLINS	26	46	Simon GATES	25	32
							1:47.027	Martin MORRIS
	1:46.755			1:46.601		1:46.378		
ROW 8	24	78	Jamie THOMAS	23	12	Liam THORNTON	22	19
				1:46.116		1:45.966		
ROW 7	21	45	Jake MARSH	20	87	Karl THOMPSON	19	70
							1:45.855	Robert PEARCE
	1:45.027			1:44.283		1:44.270		
ROW 6	18	3	Jason BURRILL	17	100	Sam CRANSTONE	16	188
				1:44.253		1:43.717		
ROW 5	15	85	Ben WOOD	14	88	Scott HALLIDAY	13	125
							1:43.543	Scott STONE
	1:43.250			1:43.149		1:42.403		
ROW 4	12	49	Luke WALLINGTON	11	62	Jonathan PERRY	10	212
				1:42.268		1:41.909		
ROW 3	9	80	Morgan CREASEY	8	71	Maximus HARDY	7	199
							1:40.011	Ben LUXTON
	1:39.840			1:39.715		1:38.146		
ROW 2	6	15	Nathan HARRISON	5	98	Steven BUTTERWORTH	4	711
				1:37.916		1:37.508		
ROW 1	3	691	Harrison CROSBY	2	77	Finley ARSCOTT	1	165
							1:36.797	Josh OWENS
								Pole

These results are provisional until the conclusion of any judicial and technical matters.

Oulton Park International: 2.6920 miles

Clerk Of Course:	Timekeeper: Craig Smith	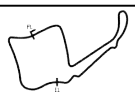

Results can be found at www.tsl-timing.com

Printed - 12:44 Saturday, 05 April 2025

TSL SPORTS TIMING TIMING SOLUTIONS LTD

MRO POWERBIKES | MRO CLUBMAN 1000 CUP | MRO RETRO 1000S

BMCRC-MRO Championships 2025 - Rnd 2 @ Oulton Park Int

Reactive Parts MRO Powerbikes inc Clubman 1000 & Retro 1000

RACE 16 - CLASSIFICATION

Race Distance: 7 Laps / 18.84 miles

POS	NO	CL	PIC	NAME	ENTRY	LAPS	TIME	GAP	DIFF	MPH	BEST	ON	GRD	↑↓
1	165		1	Josh OWENS	Honda CBR1000RR-R - Jr Performance	7	11:28.519			98.52	1:36.779	4	1	0
2	77		2	Finley ARSCOTT	Honda FIREBLADE - Jr Performance	7	11:34.241	5.722	5.722	97.71	1:38.127	2	2	0
3	691		3	Harrison CROSBY	- Caddy Group	7	11:34.338	5.819	0.097	97.70	1:37.943	3	3	0
4	711		4	Phillip CROWE	- Handtrans	7	11:41.319	12.800	6.981	96.73	1:38.846	3	4	0
5	98		5	Steven BUTTERWORTH	Honda Fireblade -	7	11:47.969	19.450	6.650	95.82	1:40.064	5	5	0
6	199		6	Ben LUXTON	Triumph 765 - CFS FILTRATION RACING	7	11:50.753	22.234	2.784	95.44	1:39.917	6	7	1
7	80		7	Morgan CREASEY	Honda FIREBLADE - Warics Ltd	7	11:56.592	28.073	5.839	94.66	1:41.224	2	9	2
8	71		8	Maximus HARDY	Honda CBR1000RR - DAD	7	12:00.241	31.722	3.649	94.18	1:41.523	4	8	0
9	49		9	Luke WALLINGTON	Honda FIREBLADE - Roxo Rodina Racing	7	12:03.266	34.747	3.025	93.79	1:41.606	5	12	3
10	62		10	Jonathan PERRY	- Gordon Huxley Racing	7	12:03.969	35.450	0.703	93.70	1:41.940	4	11	1
11	212*		11	Gareth Alun ROBERTS	Honda CBR1000RR - KMS Construction	7	12:06.463	37.944	2.494	93.38	1:41.027	2	10	-1
12	88		12	Scott HALLIDAY	- Performance fitness gym	7	12:23.831	55.312	17.368	91.20	1:44.906	2	14	2
13	100	C	1	Sam CRANSTONE	Honda FIREBLADE - Fortis racing	7	12:24.391	55.872	0.560	91.13	1:45.048	5	17	4
14	19	RET	1	Tyler DONOVAN	- Tinder Corp	7	12:32.079	1:03.560	7.688	90.20	1:46.120	5	22	8
15	78	RET	2	Jamie THOMAS	Suzuki GSXR 1000 - Team RubyRacing	7	12:37.419	1:08.900	5.340	89.56	1:45.844	3	24	9
16	87	C	2	Karl THOMPSON	Yamaha R1 - #Teamrace	7	12:45.570	1:17.051	8.151	88.61	1:47.642	7	20	4
17	32		13	Martin MORRIS	Honda CBR1000RR SP - Morris Racing, Obsession Enginee	7	12:46.194	1:17.675	0.624	88.54	1:47.477	4	25	8
18	33	C	3	Luke BLACKFORD	Kawasaki ZX10RR - Trelisk motorcycles/Ameera groundwork	7	12:46.669	1:18.150	0.475	88.48	1:48.135	5	28	10
19	48	C	4	Aaron COLLINS	Bmw S1000RR - Precision installations	7	12:46.930	1:18.411	0.261	88.45	1:46.740	7	27	8
20	12		14	Liam THORNTON	Honda CBR1000RR SP - Majestic Engineering Thornton Rac	7	12:47.681	1:19.162	0.751	88.36	1:47.615	4	23	3
21	46	C	5	Simon GATES	Yamaha YZF R1 - T.A Roden LTD / Canine Plus Hydro	7	12:49.392	1:20.873	1.711	88.17	1:47.971	5	26	5
22	14	C	6	Alex YIANNI	BMW S1000 RR - Airpack 2000 Racing/Almig Compressors	7	12:56.001	1:27.482	6.609	87.42	1:48.920	5	33	11
23	63	RET	3	Matthew WREN	Suzuki GSXR1000 - TBR performance	7	12:56.451	1:27.932	0.450	87.37	1:48.554	5	34	11
24	94	RET	4	Stuart COOKE	Honda CBR1000RR -	7	12:56.887	1:28.368	0.436	87.32	1:48.013	5	30	6
25	81	C	7	Dan HARTLE	Yamaha R1 2CR - #Teamrace	7	13:00.633	1:32.114	3.746	86.90	1:49.615	4	31	6
26	23	C	8	Jason PAES	Aprilia RSV4 - J&R Electrical Ltd	7	13:04.752	1:36.233	4.119	86.44	1:50.107	2	35	9
27	7	C	9	Seb JENKINS	Yamaha YZF-R1 - TBR Performance	7	13:07.967	1:39.448	3.215	86.09	1:49.914	5	37	10
28	333		15	Andrew HOUGHTON	BMW S1000RR - Techoir	7	13:08.081	1:39.562	0.114	86.08	1:50.215	5	36	8
29	66	C	10	Stephen HARVEY	Kawasaki ZX10 -	6	11:39.141	1 Lap	1 Lap	83.17	1:53.067	2	38	9

NOT CLASSIFIED

DNF	70	C		Robert PEARCE	Aprilia RSV4 1000 - Paintworx Body Repair	5	8:53.911	2 Laps	1 Lap	90.75	1:45.351	5	19	
DNF	85	C		Ben WOOD	Yamaha R1 -	5	8:54.081	2 Laps	0.170	90.72	1:45.302	5	15	
DNF	125			Scott STONE	Yamaha R1 - Amco Retford	3	5:18.762	4 Laps	2 Laps	91.20	1:44.064	2	13	
DNF	188			Dawid KRAWIECKI	Yamaha R1 - Code Blue LTD & D A East Electrical	1	2:08.843	6 Laps	2 Laps	75.21			16	
DNF	888	RET		Paul FAGG	Yamaha R1 4C8 - -Contact me for sponsorship-	0							39	

FASTEST LAP

165		Josh OWENS	Honda CBR1000RR-R - Jr Performance	4	1:36.779	100.13 mph	161.15 kph
100	C	Sam CRANSTONE	Honda FIREBLADE - Fortis racing	5	1:45.048	92.25 mph	148.47 kph
78	RET	Jamie THOMAS	Suzuki GSXR 1000 - Team RubyRacing	3	1:45.844	91.56 mph	147.35 kph

*** No. 212 - 10 second penalty - yellow flag infringement**
Class - 92.5% of Race Speed = 91.13 mph
Class C - 92.5% of Race Speed = 84.29 mph
Class RET - 92.5% of Race Speed = 83.43 mph

Weather / Track : Sunny / Dry
These results are provisional until the conclusion of any judicial and technical matters.

Date: 05/04/2025 Start: 16:50 Finish: 17:01
Oulton Park International: 2.6920 miles

Clerk Of Course:	Timekeeper: Craig Smith	

Results can be found at www.tsl-timing.com

Printed - 17:03 Saturday, 05 April 2025

TSL SPORTS TIMING TIMING SOLUTIONS LTD

BMCRC-MRO Championships 2025 - Rnd 2 @ Oulton Park Int

Reactive Parts MRO Powerbikes inc Clubman 1000 & Retro 1000

RACE 16 - LAP CHART

LAP 1 @ 16:51:42.592

NO	BEHIND	LAP TIME	
691		1:42.483	
165	0.097	1:42.580	
77	0.244	1:42.727	
711	1.300	1:43.783	
98	3.225	1:45.708	
80	3.590	1:46.073	
199	3.827	1:46.310	
212	4.567	1:47.050	
71	5.189	1:47.672	
49	5.353	1:47.836	
62	5.608	1:48.091	
125	7.593	1:50.076	
70	7.746	1:50.229	
100	7.995	1:50.478	
85	8.248	1:50.731	
88	8.518	1:51.001	
19	10.751	1:53.234	
87	12.669	1:55.152	
78	12.989	1:55.472	
46	13.106	1:55.589	
33	13.551	1:56.034	
12	13.884	1:56.367	
48	14.454	1:56.937	
32	14.724	1:57.207	
94	15.396	1:57.879	
14	15.806	1:58.289	
63	16.997	1:59.480	
81	17.553	2:00.036	
23	18.257	2:00.740	
66	19.048	2:01.531	
333	19.058	2:01.541	
7	19.447	2:01.930	
188	26.360	2:08.843	P

LAP 2 @ 16:53:20.416

NO	BEHIND	LAP TIME
165		1:37.727
691	0.464	1:38.288
77	0.547	1:38.127
711	2.417	1:38.941
98	6.499	1:41.098
80	6.990	1:41.224
199	7.265	1:41.262
212	7.770	1:41.027
71	9.500	1:42.135
49	9.938	1:42.409
62	10.076	1:42.292
125	13.833	1:44.064
70	15.349	1:45.427
100	15.486	1:45.315
88	15.600	1:44.906
85	16.310	1:45.886
19	19.302	1:46.375
78	21.092	1:45.927
87	23.545	1:48.700
46	24.002	1:48.720
33	24.143	1:48.416
12	24.433	1:48.373
48	24.827	1:48.197
32	24.981	1:48.081
94	26.432	1:48.860
14	27.500	1:49.518
63	28.838	1:49.665
81	29.608	1:49.879
23	30.540	1:50.107
7	33.696	1:52.073
333	34.098	1:52.864
66	34.291	1:53.067

LAP 3 @ 16:54:57.376

NO	BEHIND	LAP TIME
165		1:36.960
691	1.447	1:37.943
77	1.737	1:38.150
711	4.303	1:38.846
98	9.832	1:40.293
80	11.445	1:41.415
199	11.668	1:41.363
212	12.152	1:41.342
71	14.602	1:42.062
62	15.659	1:42.543
49	16.033	1:43.055
125	21.495	1:44.622
88	24.168	1:45.528
70	24.853	1:46.464
100	25.020	1:46.494
85	25.295	1:45.945
19	28.823	1:46.481
78	29.976	1:45.844
87	35.338	1:48.753
33	35.512	1:48.329
12	37.032	1:49.559
32	37.396	1:49.375
46	37.424	1:50.382
48	38.131	1:50.264
94	38.614	1:49.142
14	39.868	1:49.328
63	41.097	1:49.219
81	42.403	1:49.755
23	44.588	1:51.008
7	48.017	1:51.281
333	48.176	1:51.038
66	52.238	1:54.907

LAP 4 @ 16:56:34.155

NO	BEHIND	LAP TIME
165		1:36.779
77	3.217	1:38.259
691	3.503	1:38.835
711	7.093	1:39.569
98	13.283	1:40.230
199	16.260	1:41.371
80	16.342	1:41.676
212	16.763	1:41.390
71	19.346	1:41.523
62	20.820	1:41.940
49	21.601	1:42.347
88	32.354	1:44.965
100	34.126	1:45.885
70	34.514	1:46.440
85	34.733	1:46.217
19	38.848	1:46.804
78	39.069	1:45.872
33	46.941	1:48.208
87	47.193	1:48.634
12	47.868	1:47.615
32	48.094	1:47.477
46	49.513	1:48.868
48	50.442	1:49.090
94	51.409	1:49.574
14	52.729	1:49.640
63	54.054	1:49.736
81	55.239	1:49.615
23	58.095	1:50.286
7	1:02.893	1:51.655
333	1:02.978	1:51.581
66	1:11.966	1:56.507

LAP 5 @ 16:58:11.241

NO	BEHIND	LAP TIME
165		1:37.086
691	5.177	1:38.760
77	5.474	1:39.343
711	9.759	1:39.752
98	16.261	1:40.064
199	19.617	1:40.443
80	20.492	1:41.236
212	21.142	1:41.465
71	24.180	1:41.920
49	26.121	1:41.606
62	26.263	1:42.529
88	41.156	1:45.888
100	42.088	1:45.048
70	42.779	1:45.351
85	42.949	1:45.302
19	47.882	1:46.120
78	49.272	1:47.289
33	57.990	1:48.135
87	58.227	1:48.120
12	58.467	1:47.685
32	58.553	1:47.545
46	1:00.398	1:47.971
48	1:00.541	1:47.185
94	1:02.336	1:48.013
14	1:04.563	1:48.920
63	1:05.522	1:48.554
81	1:08.325	1:50.172
23	1:11.496	1:50.487
7	1:15.721	1:49.914
333	1:16.107	1:50.215
66	1:30.603	1:55.723

LAP 6 @ 16:59:49.030

NO	BEHIND	LAP TIME
165		1:37.789
77	6.413	1:38.728
691	6.553	1:39.165
711	11.557	1:39.587
98	18.745	1:40.273
199	21.745	1:39.917
80	24.737	1:42.034
212	25.012	1:41.659
71	28.719	1:42.328
49	31.167	1:42.835
62	31.393	1:42.919
88	49.776	1:46.409
100	49.931	1:45.632
19	56.279	1:46.186
78	59.897	1:48.414
33	1:08.948	1:48.747
87	1:09.007	1:48.569
32	1:09.602	1:48.838
12	1:10.459	1:49.781
46	1:11.180	1:48.571
48	1:11.269	1:48.517
94	1:15.690	1:51.143
14	1:16.482	1:49.708
63	1:16.960	1:49.227
81	1:21.272	1:50.736
23	1:24.896	1:51.189
7	1:28.569	1:50.637
333	1:28.710	1:50.392

LAP 7 @ 17:01:28.628

NO	BEHIND	LAP TIME
165		1:39.598
77	5.722	1:38.907
691	5.819	1:38.864
66	1 Lap	1:57.406
711	12.800	1:40.841
98	19.450	1:40.303
199	22.234	1:40.087
212	27.944	1:42.530
80	28.073	1:42.934
71	31.722	1:42.601
49	34.747	1:43.178
62	35.450	1:43.655
88	55.312	1:45.134
100	55.872	1:45.539
19	1:03.560	1:46.879
78	1:08.900	1:48.601
87	1:17.051	1:47.642
32	1:17.675	1:47.671
33	1:18.150	1:48.800
48	1:18.411	1:46.740
12	1:19.162	1:48.301
46	1:20.873	1:49.291
14	1:27.482	1:50.598
63	1:27.932	1:50.570
94	1:28.368	1:52.276
81	1:32.114	1:50.440
23	1:36.233	1:50.935
7	1:39.448	1:50.477
333	1:39.562	1:50.450

Weather / Track : Sunny / Dry

Oulton Park International: 2.6920 miles
Date: 05/04/2025 Start: 16:50 Finish: 17:01

Results can be found at www.tsl-timing.com

Printed - 17:03 Saturday, 05 April 2025

BMCRC-MRO Championships 2025 - Rnd 2 @ Oulton Park Int

Reactive Parts MRO Powerbikes inc Clubman 1000 & Retro 1000

RACE 16 - POSITION CHART

		Lap	1	2	3	4	5	6	7
No	Name	Pos							
165	OWENS	1	691	165	165	165	165	165	165
77	ARSCOTT	2	165	691	691	77	691	77	77
691	CROSBY	3	77	77	77	691	77	691	691
711	CROWE	4	711	711	711	711	711	711	711
98	BUTTERWORTH	5	98	98	98	98	98	98	98
199	LUXTON	6	80	80	80	199	199	199	199
71	HARDY	7	199	199	199	80	80	80	212
80	CREASEY	8	212	212	212	212	212	212	80
212	ROBERTS	9	71	71	71	71	71	71	71
62	PERRY	10	49	49	62	62	49	49	49
49	WALLINGTON	11	62	62	49	49	62	62	62
125	STONE	12	125	125	125	88	88	88	88
88	HALLIDAY	13	70	70	88	100	100	100	100
85	WOOD	14	100	100	70	70	70	19	19
188	KRAWIECKI	15	85	88	100	85	85	78	78
100	CRANSTONE	16	88	85	85	19	19	33	87
70	PEARCE	17	19	19	19	78	78	87	32
87	THOMPSON	18	87	78	78	33	33	32	33
19	DONOVAN	19	78	87	87	87	87	12	48
12	THORNTON	20	46	46	33	12	12	46	12
78	THOMAS	21	33	33	12	32	32	48	46
32	MORRIS	22	12	12	32	46	46	94	14
46	GATES	23	48	48	46	48	48	14	63
48	COLLINS	24	32	32	48	94	94	63	94
33	BLACKFORD	25	94	94	94	14	14	81	81
94	COOKE	26	14	14	14	63	63	23	23
81	HARTLE	27	63	63	63	81	81	7	7
14	YIANNI	28	81	81	81	23	23	333	333
63	WREN	29	23	23	23	7	7	66	
23	PAES	30	66	7	7	333	333		
333	HOUGHTON	31	333	333	333	66	66		
7	JENKINS	32	7	66	66				
66	HARVEY	33	*188*						
888	FAGG	34							

Weather / Track : Sunny / Dry

Oulton Park International: 2.6920 miles
Date: 05/04/2025 Start: 16:50 Finish: 17:01

Results can be found at www.tsl-timing.com

Printed - 17:03 Saturday, 05 April 2025

BMCRC-MRO Championships 2025 - Rnd 2 @ Oulton Park Int

Reactive Parts MRO Powerbikes inc Clubman 1000 & Retro 1000

RACE 16 - SECTOR ANALYSIS

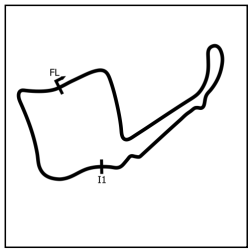

SECTOR 1 = FL to I1, SECTOR 2 = I1 to FL, DIFF = Difference To Personal Best Lap, P = Crossed Finish Line in Pit Lane, D = Time Disallowed

P1 165 Josh OWENS — Honda CBR1000RR-R - Jr Performance

IDEAL LAP TIME : 1:36.752 BEST LAP TIME : 1:36.779 DIFFERENCE : 0.027

LAP	SECTOR 1	SECTOR 2	LAP TIME		MPH	DIFF	TIME OF DAY
1 -		27.075	1:42.580		94.47	5.801	16:51:42.689
2 -	1:10.835	26.892	1:37.727		99.16	0.948	16:53:20.416
3 -	1:10.349	***26.611***	1:36.960	**(2)**	99.95	0.181	16:54:57.376
4 -	***1:10.141***	26.638	***1:36.779***	**(1)**	***100.13***		***16:56:34.155***
5 -	1:10.321	26.765	1:37.086	**(3)**	99.82	0.307	16:58:11.241
6 -	1:10.764	27.025	1:37.789		99.10	1.010	16:59:49.030
7 -	1:11.709	27.889	1:39.598		97.30	2.819	17:01:28.628

P2 77 Finley ARSCOTT — Honda FIREBLADE - Jr Performance

IDEAL LAP TIME : 1:38.008 BEST LAP TIME : 1:38.127 DIFFERENCE : 0.119

LAP	SECTOR 1	SECTOR 2	LAP TIME		MPH	DIFF	TIME OF DAY
1 -		26.904	1:42.727		94.34	4.600	16:51:42.836
2 -	1:11.335	26.792	***1:38.127***	**(1)**	***98.76***		***16:53:20.963***
3 -	1:11.378	***26.772***	1:38.150	**(2)**	98.73	0.023	16:54:59.113
4 -	***1:11.236***	27.023	1:38.259	**(3)**	98.63	0.132	16:56:37.372
5 -	1:12.261	27.082	1:39.343		97.55	1.216	16:58:16.715
6 -	1:11.664	27.064	1:38.728		98.16	0.601	16:59:55.443
7 -	1:11.492	27.415	1:38.907		97.98	0.780	17:01:34.350

P3 691 Harrison CROSBY — - Caddy Group

IDEAL LAP TIME : 1:37.716 BEST LAP TIME : 1:37.943 DIFFERENCE : 0.227

LAP	SECTOR 1	SECTOR 2	LAP TIME		MPH	DIFF	TIME OF DAY
1 -		27.068	1:42.483		94.56	4.540	16:51:42.592
2 -	1:11.465	***26.823***	1:38.288	**(2)**	98.60	0.345	16:53:20.880
3 -	***1:10.893***	27.050	***1:37.943***	**(1)**	***98.94***		***16:54:58.823***
4 -	1:11.773	27.062	1:38.835		98.05	0.892	16:56:37.658
5 -	1:11.399	27.361	1:38.760	**(3)**	98.12	0.817	16:58:16.418
6 -	1:11.803	27.362	1:39.165		97.72	1.222	16:59:55.583
7 -	1:11.495	27.369	1:38.864		98.02	0.921	17:01:34.447

P4 711 Phillip CROWE — - Handtrans

IDEAL LAP TIME : 1:38.744 BEST LAP TIME : 1:38.846 DIFFERENCE : 0.102

LAP	SECTOR 1	SECTOR 2	LAP TIME		MPH	DIFF	TIME OF DAY
1 -		***27.135***	1:43.783		93.38	4.937	16:51:43.892
2 -	1:11.732	27.209	1:38.941	**(2)**	97.95	0.095	16:53:22.833
3 -	***1:11.609***	27.237	***1:38.846***	**(1)**	***98.04***		***16:55:01.679***
4 -	1:12.202	27.367	1:39.569	**(3)**	97.33	0.723	16:56:41.248
5 -	1:12.400	27.352	1:39.752		97.15	0.906	16:58:21.000
6 -	1:12.181	27.406	1:39.587		97.31	0.741	17:00:00.587
7 -	1:12.784	28.057	1:40.841		96.10	1.995	17:01:41.428

P5 98 Steven BUTTERWORTH — Honda Fireblade -

IDEAL LAP TIME : 1:39.853 BEST LAP TIME : 1:40.064 DIFFERENCE : 0.211

LAP	SECTOR 1	SECTOR 2	LAP TIME		MPH	DIFF	TIME OF DAY
1 -		***27.357***	1:45.708		91.67	5.644	16:51:45.817
2 -	1:13.356	27.742	1:41.098		95.86	1.034	16:53:26.915
3 -	1:12.729	27.564	1:40.293		96.62	0.229	16:55:07.208
4 -	1:12.633	27.597	1:40.230	**(2)**	96.69	0.166	16:56:47.438
5 -	1:12.687	27.377	***1:40.064***	**(1)**	***96.85***		***16:58:27.502***
6 -	1:12.768	27.505	1:40.273	**(3)**	96.64	0.209	17:00:07.775
7 -	***1:12.496***	27.807	1:40.303		96.62	0.239	17:01:48.078

Weather / Track : Sunny / Dry

Oulton Park International: 2.6920 miles
Date: 05/04/2025 Start: 16:50 Finish: 17:01

BMCRC-MRO Championships 2025 - Rnd 2 @ Oulton Park Int

Reactive Parts MRO Powerbikes inc Clubman 1000 & Retro 1000

RACE 16 - SECTOR ANALYSIS

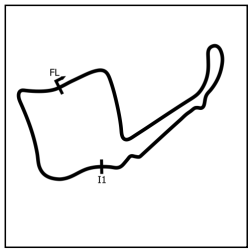

SECTOR 1 = FL to I1, SECTOR 2 = I1 to FL, DIFF = Difference To Personal Best Lap, P = Crossed Finish Line in Pit Lane, D = Time Disallowed

P6 199 Ben LUXTON — Triumph 765 - CFS FILTRATION RACING

IDEAL LAP TIME : 1:39.917 BEST LAP TIME : 1:39.917 DIFFERENCE : 0.000

LAP	SECTOR 1	SECTOR 2	LAP TIME	MPH	DIFF	TIME OF DAY
1 -		27.607	1:46.310	91.16	6.393	16:51:46.419
2 -	1:13.437	27.825	1:41.262	95.70	1.345	16:53:27.681
3 -	1:13.172	28.191	1:41.363	95.60	1.446	16:55:09.044
4 -	1:13.800	27.571	1:41.371	95.60	1.454	16:56:50.415
5 -	1:12.835	27.608	1:40.443 (3)	96.48	0.526	16:58:30.858
6 -	***1:12.402***	***27.515***	***1:39.917 (1)***	***96.99***		***17:00:10.775***
7 -	1:12.436	27.651	1:40.087 (2)	96.82	0.170	17:01:50.862

P7 80 Morgan CREASEY — Honda FIREBLADE - Warics Ltd

IDEAL LAP TIME : 1:41.090 BEST LAP TIME : 1:41.224 DIFFERENCE : 0.134

LAP	SECTOR 1	SECTOR 2	LAP TIME	MPH	DIFF	TIME OF DAY
1 -		27.944	1:46.073	91.36	4.849	16:51:46.182
2 -	1:13.383	27.841	***1:41.224 (1)***	***95.74***		***16:53:27.406***
3 -	***1:13.298***	28.117	1:41.415 (3)	95.56	0.191	16:55:08.821
4 -	1:13.563	28.113	1:41.676	95.31	0.452	16:56:50.497
5 -	1:13.444	***27.792***	1:41.236 (2)	95.72	0.012	16:58:31.733
6 -	1:13.762	28.272	1:42.034	94.98	0.810	17:00:13.767
7 -	1:14.062	28.872	1:42.934	94.15	1.710	17:01:56.701

P8 71 Maximus HARDY — Honda CBR1000RR - DAD

IDEAL LAP TIME : 1:41.366 BEST LAP TIME : 1:41.523 DIFFERENCE : 0.157

LAP	SECTOR 1	SECTOR 2	LAP TIME	MPH	DIFF	TIME OF DAY
1 -		***28.031***	1:47.672	90.00	6.149	16:51:47.781
2 -	1:14.058	28.077	1:42.135	94.88	0.612	16:53:29.916
3 -	1:13.802	28.260	1:42.062 (3)	94.95	0.539	16:55:11.978
4 -	***1:13.335***	28.188	***1:41.523 (1)***	***95.45***		***16:56:53.501***
5 -	1:13.735	28.185	1:41.920 (2)	95.08	0.397	16:58:35.421
6 -	1:14.139	28.189	1:42.328	94.70	0.805	17:00:17.749
7 -	1:14.375	28.226	1:42.601	94.45	1.078	17:02:00.350

P9 49 Luke WALLINGTON — Honda FIREBLADE - Roxo Rodina Racing

IDEAL LAP TIME : 1:41.606 BEST LAP TIME : 1:41.606 DIFFERENCE : 0.000

LAP	SECTOR 1	SECTOR 2	LAP TIME	MPH	DIFF	TIME OF DAY
1 -		27.990	1:47.836	89.87	6.230	16:51:47.945
2 -	1:14.294	28.115	1:42.409 (3)	94.63	0.803	16:53:30.354
3 -	1:14.376	28.679	1:43.055	94.04	1.449	16:55:13.409
4 -	1:14.388	27.959	1:42.347 (2)	94.69	0.741	16:56:55.756
5 -	***1:13.722***	***27.884***	***1:41.606 (1)***	***95.38***		***16:58:37.362***
6 -	1:14.614	28.221	1:42.835	94.24	1.229	17:00:20.197
7 -	1:14.825	28.353	1:43.178	93.92	1.572	17:02:03.375

P10 62 Jonathan PERRY — - Gordon Huxley Racing

IDEAL LAP TIME : 1:41.765 BEST LAP TIME : 1:41.940 DIFFERENCE : 0.175

LAP	SECTOR 1	SECTOR 2	LAP TIME	MPH	DIFF	TIME OF DAY
1 -		27.726	1:48.091	89.65	6.151	16:51:48.200
2 -	1:14.643	***27.649***	1:42.292 (2)	94.74	0.352	16:53:30.492
3 -	1:14.865	27.678	1:42.543	94.50	0.603	16:55:13.035
4 -	***1:14.116***	27.824	***1:41.940 (1)***	***95.06***		***16:56:54.975***
5 -	1:14.775	27.754	1:42.529 (3)	94.52	0.589	16:58:37.504
6 -	1:14.719	28.200	1:42.919	94.16	0.979	17:00:20.423
7 -	1:15.272	28.383	1:43.655	93.49	1.715	17:02:04.078

Weather / Track : Sunny / Dry

Oulton Park International: 2.6920 miles
Date: 05/04/2025 Start: 16:50 Finish: 17:01

BMCRC-MRO Championships 2025 - Rnd 2 @ Oulton Park Int

Reactive Parts MRO Powerbikes inc Clubman 1000 & Retro 1000

RACE 16 - SECTOR ANALYSIS

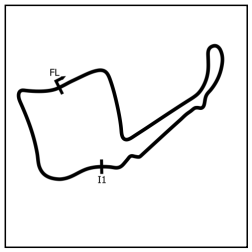

SECTOR 1 = FL to I1, SECTOR 2 = I1 to FL, DIFF = Difference To Personal Best Lap, P = Crossed Finish Line in Pit Lane, D = Time Disallowed

P11 212 Gareth Alun ROBERTS Honda CBR1000RR - KMS Construction

IDEAL LAP TIME : 1:40.913 BEST LAP TIME : 1:41.027 DIFFERENCE : 0.114

LAP	SECTOR 1	SECTOR 2	LAP TIME	MPH	DIFF	TIME OF DAY
1 -		28.054	1:47.050	90.53	6.023	16:51:47.159
2 -	***1:13.112***	27.915	***1:41.027*** **(1)**	***95.92***		***16:53:28.186***
3 -	1:13.520	27.822	1:41.342 **(2)**	95.62	0.315	16:55:09.528
4 -	1:13.496	27.894	1:41.390 **(3)**	95.58	0.363	16:56:50.918
5 -	1:13.664	***27.801***	1:41.465	95.51	0.438	16:58:32.383
6 -	1:13.410	28.249	1:41.659	95.33	0.632	17:00:14.042
7 -	1:14.099	28.431	1:42.530	94.52	1.503	17:01:56.572

P12 88 Scott HALLIDAY - Performance fitness gym

IDEAL LAP TIME : 1:44.223 BEST LAP TIME : 1:44.906 DIFFERENCE : 0.683

LAP	SECTOR 1	SECTOR 2	LAP TIME	MPH	DIFF	TIME OF DAY
1 -		28.619	1:51.001	87.30	6.095	16:51:51.110
2 -	1:16.641	***28.265***	***1:44.906*** **(1)**	***92.38***		***16:53:36.016***
3 -	1:16.803	28.725	1:45.528	91.83	0.622	16:55:21.544
4 -	***1:15.958***	29.007	1:44.965 **(2)**	92.32	0.059	16:57:06.509
5 -	1:16.863	29.025	1:45.888	91.52	0.982	16:58:52.397
6 -	1:17.146	29.263	1:46.409	91.07	1.503	17:00:38.806
7 -	1:16.202	28.932	1:45.134 **(3)**	92.18	0.228	17:02:23.940

P13 100 C Sam CRANSTONE Honda FIREBLADE - Fortis racing

IDEAL LAP TIME : 1:44.726 BEST LAP TIME : 1:45.048 DIFFERENCE : 0.322

LAP	SECTOR 1	SECTOR 2	LAP TIME	MPH	DIFF	TIME OF DAY
1 -		***28.674***	1:50.478	87.72	5.430	16:51:50.587
2 -	1:16.386	28.929	1:45.315 **(2)**	92.02	0.267	16:53:35.902
3 -	1:17.135	29.359	1:46.494	91.00	1.446	16:55:22.396
4 -	1:17.000	28.885	1:45.885	91.52	0.837	16:57:08.281
5 -	***1:16.052***	28.996	***1:45.048*** **(1)**	***92.25***		***16:58:53.329***
6 -	1:16.547	29.085	1:45.632	91.74	0.584	17:00:38.961
7 -	1:16.268	29.271	1:45.539 **(3)**	91.82	0.491	17:02:24.500

P14 19 RET Tyler DONOVAN - Tinder Corp

IDEAL LAP TIME : 1:45.935 BEST LAP TIME : 1:46.120 DIFFERENCE : 0.185

LAP	SECTOR 1	SECTOR 2	LAP TIME	MPH	DIFF	TIME OF DAY
1 -		29.097	1:53.234	85.58	7.114	16:51:53.343
2 -	1:17.128	29.247	1:46.375 **(3)**	91.10	0.255	16:53:39.718
3 -	1:17.363	29.118	1:46.481	91.01	0.361	16:55:26.199
4 -	1:17.539	29.265	1:46.804	90.73	0.684	16:57:13.003
5 -	1:17.142	***28.978***	***1:46.120*** **(1)**	***91.32***		***16:58:59.123***
6 -	***1:16.957***	29.229	1:46.186 **(2)**	91.26	0.066	17:00:45.309
7 -	1:17.503	29.376	1:46.879	90.67	0.759	17:02:32.188

P15 78 RET Jamie THOMAS Suzuki GSXR 1000 - Team RubyRacing

IDEAL LAP TIME : 1:45.700 BEST LAP TIME : 1:45.844 DIFFERENCE : 0.144

LAP	SECTOR 1	SECTOR 2	LAP TIME	MPH	DIFF	TIME OF DAY
1 -		29.716	1:55.472	83.92	9.628	16:51:55.581
2 -	1:17.154	28.773	1:45.927 **(3)**	91.49	0.083	16:53:41.508
3 -	***1:17.073***	28.771	***1:45.844*** **(1)**	***91.56***		***16:55:27.352***
4 -	1:17.245	***28.627***	1:45.872 **(2)**	91.53	0.028	16:57:13.224
5 -	1:18.038	29.251	1:47.289	90.32	1.445	16:59:00.513
6 -	1:18.780	29.634	1:48.414	89.39	2.570	17:00:48.927
7 -	1:18.759	29.842	1:48.601	89.23	2.757	17:02:37.528

Weather / Track : Sunny / Dry

Oulton Park International: 2.6920 miles
Date: 05/04/2025 Start: 16:50 Finish: 17:01

BMCRC-MRO Championships 2025 - Rnd 2 @ Oulton Park Int

Reactive Parts MRO Powerbikes inc Clubman 1000 & Retro 1000

RACE 16 - SECTOR ANALYSIS

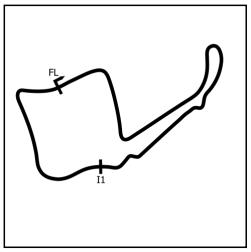

SECTOR 1 = FL to I1, SECTOR 2 = I1 to FL, DIFF = Difference To Personal Best Lap, P = Crossed Finish Line in Pit Lane, D = Time Disallowed

P16 87 C Karl THOMPSON Yamaha R1 - #Teamrace

IDEAL LAP TIME : 1:47.315 BEST LAP TIME : 1:47.642 DIFFERENCE : 0.327

LAP	SECTOR 1	SECTOR 2	LAP TIME	MPH	DIFF	TIME OF DAY
1 -		30.172	1:55.152	84.16	7.510	16:51:55.261
2 -	1:18.946	29.754	1:48.700	89.15	1.058	16:53:43.961
3 -	1:18.837	29.916	1:48.753	89.11	1.111	16:55:32.714
4 -	1:19.356	***29.278***	1:48.634	89.21	0.992	16:57:21.348
5 -	1:18.529	29.591	1:48.120 **(2)**	89.63	0.478	16:59:09.468
6 -	1:18.686	29.883	1:48.569 **(3)**	89.26	0.927	17:00:58.037
7 -	***1:18.037***	29.605	***1:47.642*** **(1)**	***90.03***		***17:02:45.679***

P17 32 Martin MORRIS Honda CBR1000RR SP - Morris Racing, Obsession Engineering

IDEAL LAP TIME : 1:47.330 BEST LAP TIME : 1:47.477 DIFFERENCE : 0.147

LAP	SECTOR 1	SECTOR 2	LAP TIME	MPH	DIFF	TIME OF DAY
1 -		29.857	1:57.207	82.68	9.730	16:51:57.316
2 -	1:18.760	29.321	1:48.081	89.66	0.604	16:53:45.397
3 -	1:19.721	29.654	1:49.375	88.60	1.898	16:55:34.772
4 -	1:18.275	***29.202***	***1:47.477*** **(1)**	***90.17***		***16:57:22.249***
5 -	***1:18.128***	29.417	1:47.545 **(2)**	90.11	0.068	16:59:09.794
6 -	1:18.589	30.249	1:48.838	89.04	1.361	17:00:58.632
7 -	1:18.331	29.340	1:47.671 **(3)**	90.00	0.194	17:02:46.303

P18 33 C Luke BLACKFORD Kawasaki ZX10RR - Trelisk motorcycles/Ameera groundwork

IDEAL LAP TIME : 1:47.944 BEST LAP TIME : 1:48.135 DIFFERENCE : 0.191

LAP	SECTOR 1	SECTOR 2	LAP TIME	MPH	DIFF	TIME OF DAY
1 -		29.545	1:56.034	83.52	7.899	16:51:56.143
2 -	1:18.825	29.591	1:48.416	89.38	0.281	16:53:44.559
3 -	1:18.742	29.587	1:48.329 **(3)**	89.46	0.194	16:55:32.888
4 -	1:18.871	***29.337***	1:48.208 **(2)**	89.56	0.073	16:57:21.096
5 -	***1:18.607***	29.528	***1:48.135*** **(1)**	***89.62***		***16:59:09.231***
6 -	1:18.779	29.968	1:48.747	89.11	0.612	17:00:57.978
7 -	1:19.100	29.700	1:48.800	89.07	0.665	17:02:46.778

P19 48 C Aaron COLLINS Bmw S1000RR - Precision installations

IDEAL LAP TIME : 1:46.689 BEST LAP TIME : 1:46.740 DIFFERENCE : 0.051

LAP	SECTOR 1	SECTOR 2	LAP TIME	MPH	DIFF	TIME OF DAY
1 -		30.059	1:56.937	82.87	10.197	16:51:57.046
2 -	1:18.836	29.361	1:48.197 **(3)**	89.57	1.457	16:53:45.243
3 -	1:20.165	30.099	1:50.264	87.89	3.524	16:55:35.507
4 -	1:19.542	29.548	1:49.090	88.83	2.350	16:57:24.597
5 -	1:17.935	***29.250***	1:47.185 **(2)**	90.41	0.445	16:59:11.782
6 -	1:18.476	30.041	1:48.517	89.30	1.777	17:01:00.299
7 -	***1:17.439***	29.301	***1:46.740*** **(1)**	***90.79***		***17:02:47.039***

P20 12 Liam THORNTON Honda CBR1000RR SP - Majestic Engineering Thornton Racing

IDEAL LAP TIME : 1:47.305 BEST LAP TIME : 1:47.615 DIFFERENCE : 0.310

LAP	SECTOR 1	SECTOR 2	LAP TIME	MPH	DIFF	TIME OF DAY
1 -		30.811	1:56.367	83.28	8.752	16:51:56.476
2 -	1:18.908	29.465	1:48.373	89.42	0.758	16:53:44.849
3 -	1:19.760	29.799	1:49.559	88.45	1.944	16:55:34.408
4 -	1:18.436	***29.179***	***1:47.615*** **(1)**	***90.05***		***16:57:22.023***
5 -	***1:18.126***	29.559	1:47.685 **(2)**	89.99	0.070	16:59:09.708
6 -	1:19.367	30.414	1:49.781	88.27	2.166	17:00:59.489
7 -	1:18.553	29.748	1:48.301 **(3)**	89.48	0.686	17:02:47.790

BMCRC-MRO Championships 2025 - Rnd 2 @ Oulton Park Int

Reactive Parts MRO Powerbikes inc Clubman 1000 & Retro 1000

RACE 16 - SECTOR ANALYSIS

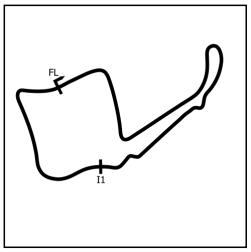

SECTOR 1 = FL to I1, SECTOR 2 = I1 to FL, DIFF = Difference To Personal Best Lap, P = Crossed Finish Line in Pit Lane, D = Time Disallowed

P21 46 C Simon GATES — Yamaha YZF R1 - T.A Roden LTD / Canine Plus Hydro

IDEAL LAP TIME : 1:47.920 BEST LAP TIME : 1:47.971 DIFFERENCE : 0.051

LAP	SECTOR 1	SECTOR 2	LAP TIME	MPH	DIFF	TIME OF DAY
1 -		30.286	1:55.589	83.84	7.618	16:51:55.698
2 -	1:18.935	29.785	1:48.720 (3)	89.14	0.749	16:53:44.418
3 -	1:20.519	29.863	1:50.382	87.79	2.411	16:55:34.800
4 -	1:19.210	29.658	1:48.868	89.01	0.897	16:57:23.668
5 -	1:18.422	***29.549***	***1:47.971 (1)***	***89.75***		***16:59:11.639***
6 -	***1:18.371***	30.200	1:48.571 (2)	89.26	0.600	17:01:00.210
7 -	1:19.185	30.106	1:49.291	88.67	1.320	17:02:49.501

P22 14 C Alex YIANNI — BMW S1000 RR - Airpack 2000 Racing/Almig Compressors

IDEAL LAP TIME : 1:48.778 BEST LAP TIME : 1:48.920 DIFFERENCE : 0.142

LAP	SECTOR 1	SECTOR 2	LAP TIME	MPH	DIFF	TIME OF DAY
1 -		30.064	1:58.289	81.92	9.369	16:51:58.398
2 -	1:19.686	***29.832***	1:49.518 (3)	88.49	0.598	16:53:47.916
3 -	1:19.294	30.034	1:49.328 (2)	88.64	0.408	16:55:37.244
4 -	1:19.710	29.930	1:49.640	88.39	0.720	16:57:26.884
5 -	***1:18.946***	29.974	***1:48.920 (1)***	***88.97***		***16:59:15.804***
6 -	1:19.124	30.584	1:49.708	88.33	0.788	17:01:05.512
7 -	1:20.193	30.405	1:50.598	87.62	1.678	17:02:56.110

P23 63 RET Matthew WREN — Suzuki GSXR1000 - TBR performance

IDEAL LAP TIME : 1:48.554 BEST LAP TIME : 1:48.554 DIFFERENCE : 0.000

LAP	SECTOR 1	SECTOR 2	LAP TIME	MPH	DIFF	TIME OF DAY
1 -		29.866	1:59.480	81.11	10.926	16:51:59.589
2 -	1:19.847	29.818	1:49.665	88.37	1.111	16:53:49.254
3 -	1:19.417	29.802	1:49.219 (2)	88.73	0.665	16:55:38.473
4 -	1:19.933	29.803	1:49.736	88.31	1.182	16:57:28.209
5 -	***1:18.803***	***29.751***	***1:48.554 (1)***	***89.27***		***16:59:16.763***
6 -	1:18.904	30.323	1:49.227 (3)	88.72	0.673	17:01:05.990
7 -	1:19.978	30.592	1:50.570	87.64	2.016	17:02:56.560

P24 94 RET Stuart COOKE — Honda CBR1000RR -

IDEAL LAP TIME : 1:47.996 BEST LAP TIME : 1:48.013 DIFFERENCE : 0.017

LAP	SECTOR 1	SECTOR 2	LAP TIME	MPH	DIFF	TIME OF DAY
1 -		30.730	1:57.879	82.21	9.866	16:51:57.988
2 -	1:19.008	***29.852***	1:48.860 (2)	89.02	0.847	16:53:46.848
3 -	1:18.940	30.202	1:49.142 (3)	88.79	1.129	16:55:35.990
4 -	1:19.670	29.904	1:49.574	88.44	1.561	16:57:25.564
5 -	***1:18.144***	29.869	***1:48.013 (1)***	***89.72***		***16:59:13.577***
6 -	1:19.702	31.441	1:51.143	87.19	3.130	17:01:04.720
7 -	1:20.749	31.527	1:52.276	86.31	4.263	17:02:56.996

P25 81 C Dan HARTLE — Yamaha R1 2CR - #Teamrace

IDEAL LAP TIME : 1:49.582 BEST LAP TIME : 1:49.615 DIFFERENCE : 0.033

LAP	SECTOR 1	SECTOR 2	LAP TIME	MPH	DIFF	TIME OF DAY
1 -		30.152	2:00.036	80.73	10.421	16:52:00.145
2 -	1:19.975	29.904	1:49.879 (3)	88.19	0.264	16:53:50.024
3 -	***1:19.747***	30.008	1:49.755 (2)	88.29	0.140	16:55:39.779
4 -	1:19.780	***29.835***	***1:49.615 (1)***	***88.41***		***16:57:29.394***
5 -	1:20.103	30.069	1:50.172	87.96	0.557	16:59:19.566
6 -	1:20.231	30.505	1:50.736	87.51	1.121	17:01:10.302
7 -	1:20.231	30.209	1:50.440	87.75	0.825	17:03:00.742

BMCRC-MRO Championships 2025 - Rnd 2 @ Oulton Park Int

Reactive Parts MRO Powerbikes inc Clubman 1000 & Retro 1000

RACE 16 - SECTOR ANALYSIS

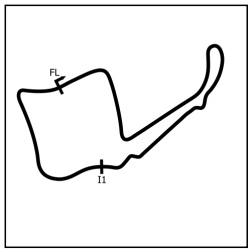

SECTOR 1 = FL to I1, SECTOR 2 = I1 to FL, DIFF = Difference To Personal Best Lap, P = Crossed Finish Line in Pit Lane, D = Time Disallowed

P26 23 C Jason PAES — Aprilia RSV4 - J&R Electrical Ltd

IDEAL LAP TIME : 1:49.993 BEST LAP TIME : 1:50.107 DIFFERENCE : 0.114

LAP	SECTOR 1	SECTOR 2	LAP TIME	MPH	DIFF	TIME OF DAY
1 -		30.550	2:00.740	80.26	10.633	16:52:00.849
2 -	1:19.805	***30.302***	***1:50.107 (1)***	***88.01***		***16:53:50.956***
3 -	1:20.668	30.340	1:51.008	87.30	0.901	16:55:41.964
4 -	***1:19.691***	30.595	1:50.286 **(2)**	87.87	0.179	16:57:32.250
5 -	1:20.119	30.368	1:50.487 **(3)**	87.71	0.380	16:59:22.737
6 -	1:20.075	31.114	1:51.189	87.16	1.082	17:01:13.926
7 -	1:19.853	31.082	1:50.935	87.36	0.828	17:03:04.861

P27 7 C Seb JENKINS — Yamaha YZF-R1 - TBR Performance

IDEAL LAP TIME : 1:49.914 BEST LAP TIME : 1:49.914 DIFFERENCE : 0.000

LAP	SECTOR 1	SECTOR 2	LAP TIME	MPH	DIFF	TIME OF DAY
1 -		30.947	2:01.930	79.48	12.016	16:52:02.039
2 -	1:21.252	30.821	1:52.073	86.47	2.159	16:53:54.112
3 -	1:20.468	30.813	1:51.281	87.08	1.367	16:55:45.393
4 -	1:21.033	30.622	1:51.655	86.79	1.741	16:57:37.048
5 -	***1:19.933***	***29.981***	***1:49.914 (1)***	***88.17***		***16:59:26.962***
6 -	1:20.145	30.492	1:50.637 **(3)**	87.59	0.723	17:01:17.599
7 -	1:20.079	30.398	1:50.477 **(2)**	87.72	0.563	17:03:08.076

P28 333 Andrew HOUGHTON — BMW S1000RR - Techoir

IDEAL LAP TIME : 1:50.044 BEST LAP TIME : 1:50.215 DIFFERENCE : 0.171

LAP	SECTOR 1	SECTOR 2	LAP TIME	MPH	DIFF	TIME OF DAY
1 -		30.721	2:01.541	79.73	11.326	16:52:01.650
2 -	1:21.894	30.970	1:52.864	85.86	2.649	16:53:54.514
3 -	1:20.776	30.262	1:51.038	87.27	0.823	16:55:45.552
4 -	1:21.076	30.505	1:51.581	86.85	1.366	16:57:37.133
5 -	1:20.327	***29.888***	***1:50.215 (1)***	***87.93***		***16:59:27.348***
6 -	***1:20.156***	30.236	1:50.392 **(2)**	87.78	0.177	17:01:17.740
7 -	1:20.177	30.273	1:50.450 **(3)**	87.74	0.235	17:03:08.190

P29 66 C Stephen HARVEY — Kawasaki ZX10 -

IDEAL LAP TIME : 1:52.510 BEST LAP TIME : 1:53.067 DIFFERENCE : 0.557

LAP	SECTOR 1	SECTOR 2	LAP TIME	MPH	DIFF	TIME OF DAY
1 -		***30.929***	2:01.531	79.74	8.464	16:52:01.640
2 -	***1:21.581***	31.486	***1:53.067 (1)***	***85.71***		***16:53:54.707***
3 -	1:23.364	31.543	1:54.907 **(2)**	84.34	1.840	16:55:49.614
4 -	1:25.131	31.376	1:56.507	83.18	3.440	16:57:46.121
5 -	1:24.551	31.172	1:55.723 **(3)**	83.74	2.656	16:59:41.844
6 -	1:24.798	32.608	1:57.406	82.54	4.339	17:01:39.250

P30 70 C Robert PEARCE — Aprilia RSV4 1000 - Paintworx Body Repair

IDEAL LAP TIME : 1:45.189 BEST LAP TIME : 1:45.351 DIFFERENCE : 0.162

LAP	SECTOR 1	SECTOR 2	LAP TIME	MPH	DIFF	TIME OF DAY
1 -		***28.887***	1:50.229	87.91	4.878	16:51:50.338
2 -	1:16.389	29.038	1:45.427 **(2)**	91.92	0.076	16:53:35.765
3 -	1:16.877	29.587	1:46.464	91.02	1.113	16:55:22.229
4 -	1:17.435	29.005	1:46.440 **(3)**	91.04	1.089	16:57:08.669
5 -	***1:16.302***	29.049	***1:45.351 (1)***	***91.99***		***16:58:54.020***

BMCRC-MRO Championships 2025 - Rnd 2 @ Oulton Park Int

Reactive Parts MRO Powerbikes inc Clubman 1000 & Retro 1000

RACE 16 - SECTOR ANALYSIS

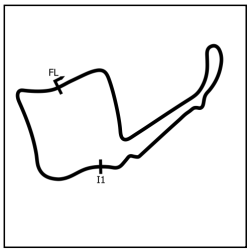

SECTOR 1 = FL to I1, SECTOR 2 = I1 to FL, DIFF = Difference To Personal Best Lap, P = Crossed Finish Line in Pit Lane, D = Time Disallowed

P31 85 C Ben WOOD Yamaha R1 -

IDEAL LAP TIME : 1:44.851 BEST LAP TIME : 1:45.302 DIFFERENCE : 0.451

LAP	SECTOR 1	SECTOR 2	LAP TIME	MPH	DIFF	TIME OF DAY
1 -		***28.636***	1:50.731	87.52	5.429	16:51:50.840
2 -	1:17.199	28.687	1:45.886 **(2)**	91.52	0.584	16:53:36.726
3 -	1:16.557	29.388	1:45.945 **(3)**	91.47	0.643	16:55:22.671
4 -	1:17.179	29.038	1:46.217	91.24	0.915	16:57:08.888
5 -	***1:16.215***	29.087	***1:45.302*** **(1)**	***92.03***		***16:58:54.190***

P32 125 Scott STONE Yamaha R1 - Amco Retford

IDEAL LAP TIME : 1:44.064 BEST LAP TIME : 1:44.064 DIFFERENCE : 0.000

LAP	SECTOR 1	SECTOR 2	LAP TIME	MPH	DIFF	TIME OF DAY
1 -		28.616	1:50.076	88.04	6.012	16:51:50.185
2 -	***1:15.507***	***28.557***	***1:44.064*** **(1)**	***93.12***		***16:53:34.249***
3 -	1:15.810	28.812	1:44.622 **(2)**	92.63	0.558	16:55:18.871

P33 188 Dawid KRAWIECKI Yamaha R1 - Code Blue LTD & D A East Electrical

IDEAL LAP TIME : BEST LAP TIME : DIFFERENCE :

LAP	SECTOR 1	SECTOR 2	LAP TIME	MPH	DIFF	TIME OF DAY
1 -		***IN PIT***	2:08.843 **P**	75.21		16:52:08.952

BMCRC-MRO Championships 2025 - Rnd 2 @ Oulton Park Int

Reactive Parts MRO Powerbikes inc Clubman 1000 & Retro 1000

RACE 16 - BEST SECTORS

	SECTOR 1		SECTOR 2	
POS	NO	TIME	NO	TIME
1	165	1:10.141	165	26.611
2	691	1:10.893	77	26.772
3	77	1:11.236	691	26.823
4	711	1:11.609	711	27.135
5	199	1:12.402	98	27.357
6	98	1:12.496	199	27.515
7	212	1:13.112	62	27.649
8	80	1:13.298	80	27.792
9	71	1:13.335	212	27.801
10	49	1:13.722	49	27.884
11	62	1:14.116	71	28.031
12	125	1:15.507	88	28.265
13	88	1:15.958	125	28.557
14	100	1:16.052	78	28.627
15	85	1:16.215	85	28.636
16	70	1:16.302	100	28.674
17	19	1:16.957	70	28.887
18	78	1:17.073	19	28.978
19	48	1:17.439	12	29.179
20	87	1:18.037	32	29.202
21	12	1:18.126	48	29.250
22	32	1:18.128	87	29.278
23	94	1:18.144	33	29.337
24	46	1:18.371	46	29.549
25	33	1:18.607	63	29.751
26	63	1:18.803	14	29.832
27	14	1:18.946	81	29.835
28	23	1:19.691	94	29.852
29	81	1:19.747	333	29.888
30	7	1:19.933	7	29.981
31	333	1:20.156	23	30.302
32	66	1:21.581	66	30.929
33				
34				

IDEAL / BEST COMPARISON

PERFECT LAP 1:36.752

POS	NO	NAME	IDEAL	BEST	DIFF
1	165	OWENS	1:36.752	1:36.779	0.027
2	691	CROSBY	1:37.716	1:37.943	0.227
3	77	ARSCOTT	1:38.008	1:38.127	0.119
4	711	CROWE	1:38.744	1:38.846	0.102
5	98	BUTTERWORTH	1:39.853	1:40.064	0.211
6	199	LUXTON	1:39.917	1:39.917	0.000
7	212	ROBERTS	1:40.913	1:41.027	0.114
8	80	CREASEY	1:41.090	1:41.224	0.134
9	71	HARDY	1:41.366	1:41.523	0.157
10	49	WALLINGTON	1:41.606	1:41.606	0.000
11	62	PERRY	1:41.765	1:41.940	0.175
12	125	STONE	1:44.064	1:44.064	0.000
13	88	HALLIDAY	1:44.223	1:44.906	0.683
14	100	CRANSTONE	1:44.726	1:45.048	0.322
15	85	WOOD	1:44.851	1:45.302	0.451
16	70	PEARCE	1:45.189	1:45.351	0.162
17	78	THOMAS	1:45.700	1:45.844	0.144
18	19	DONOVAN	1:45.935	1:46.120	0.185
19	48	COLLINS	1:46.689	1:46.740	0.051
20	12	THORNTON	1:47.305	1:47.615	0.310
21	87	THOMPSON	1:47.315	1:47.642	0.327
22	32	MORRIS	1:47.330	1:47.477	0.147
23	46	GATES	1:47.920	1:47.971	0.051
24	33	BLACKFORD	1:47.944	1:48.135	0.191
25	94	COOKE	1:47.996	1:48.013	0.017
26	63	WREN	1:48.554	1:48.554	0.000
27	14	YIANNI	1:48.778	1:48.920	0.142
28	81	HARTLE	1:49.582	1:49.615	0.033
29	7	JENKINS	1:49.914	1:49.914	0.000
30	23	PAES	1:49.993	1:50.107	0.114
31	333	HOUGHTON	1:50.044	1:50.215	0.171
32	66	HARVEY	1:52.510	1:53.067	0.557
33	188	KRAWIECKI			

Weather / Track : Sunny / Dry

Oulton Park International: 2.6920 miles
Date: 05/04/2025 Start: 16:50 Finish: 17:01

Results can be found at www.tsl-timing.com

Printed - 17:03 Saturday, 05 April 2025

BMCRC-MRO Championships 2025 - Rnd 2 @ Oulton Park Int

Reactive Parts MRO Powerbikes inc Clubman 1000 & Retro 1000

RACE 16 - STATISTICS

Competitors Started	33
Planned Start	2025-04-05 @ 16:40:00.000
Actual Start	2025-04-05 @ 16:50:00.108
Finish Time	2025-04-05 @ 17:01:28.627
Track Length	2.6920mi.
Total Laps	216
Total Distance Covered	581.4781mi.

Session Fastest Lap History

NO	CL	NAME	LAP TIME	TIME OF DAY	LAP	VEHICLE
165		**Josh OWENS**	**1:37.727**	16:53:20.422	2	Honda CBR1000RR-R
165		**Josh OWENS**	**1:36.960**	16:54:57.383	3	Honda CBR1000RR-R
165		**Josh OWENS**	**1:36.779**	16:56:34.161	4	Honda CBR1000RR-R

Session Leader History

NO	CL	NAME	FROM LAP	LAPS LED	DISTANCE	VEHICLE
691		**Harrison CROSBY**	1	1	2.69 miles	
165		**Josh OWENS**	2	6	16.15 miles	Honda CBR1000RR-R

Flag History

TYPE	TIME OF DAY
GREEN	16:50:00.108
FINISH	17:01:28.627

Flag Statistics

TYPE	COUNT	TOTAL LAPS	TOTAL TIME
Green	1	7	13:18.665
Red	0	0	0.000
Safety Car	0	0	0.000
FCY	0	0	0.000

Weather / Track : Sunny / Dry

Oulton Park International: 2.6920 miles
Date: 05/04/2025 Start: 16:50 Finish: 17:01

BMCRC-MRO Championships 2025 - Rnd 2 @ Oulton Park Int

Reactive Parts MRO Powerbikes inc Clubman 1000 & Retro 1000

RACE 16 - STATISTICS

CLASS : 17 Starters

Fastest Lap History

NO	NAME	LAP TIME	TIME OF DAY	LAP	VEHICLE
165	**Josh OWENS**	**1:37.727**	16:53:20.422	2	Honda CBR1000RR-R
165	**Josh OWENS**	**1:36.960**	16:54:57.383	3	Honda CBR1000RR-R
165	**Josh OWENS**	**1:36.779**	16:56:34.161	4	Honda CBR1000RR-R

Leader History

NO	NAME	FROM LAP	LAPS LED	DISTANCE	VEHICLE
691	**Harrison CROSBY**	1	1	2.69 miles	
165	**Josh OWENS**	2	6	16.15 miles	Honda CBR1000RR-R

BMCRC-MRO Championships 2025 - Rnd 2 @ Oulton Park Int

Reactive Parts MRO Powerbikes inc Clubman 1000 & Retro 1000

RACE 16 - STATISTICS

CLASS : C

12 Starters

Fastest Lap History

NO	NAME	LAP TIME	TIME OF DAY	LAP	VEHICLE
70	**Robert PEARCE**	**1:45.427**	16:53:35.775	2	Aprilia RSV4 1000
100	**Sam CRANSTONE**	**1:45.315**	16:53:35.914	2	Honda FIREBLADE
100	**Sam CRANSTONE**	**1:45.048**	16:58:53.343	5	Honda FIREBLADE

Leader History

NO	NAME	FROM LAP	LAPS LED	DISTANCE	VEHICLE
70	**Robert PEARCE**	1	3	8.07 miles	Aprilia RSV4 1000
100	**Sam CRANSTONE**	4	4	10.76 miles	Honda FIREBLADE

Weather / Track : Sunny / Dry

Oulton Park International: 2.6920 miles
Date: 05/04/2025 Start: 16:50 Finish: 17:01

BMCRC-MRO Championships 2025 - Rnd 2 @ Oulton Park Int

Reactive Parts MRO Powerbikes inc Clubman 1000 & Retro 1000

RACE 16 - STATISTICS

CLASS : RET

4 Starters

Fastest Lap History

NO	NAME	LAP TIME	TIME OF DAY	LAP	VEHICLE
19	**Tyler DONOVAN**	**1:46.375**	16:53:39.715	2	
78	**Jamie THOMAS**	**1:45.927**	16:53:41.529	2	Suzuki GSXR 1000
78	**Jamie THOMAS**	**1:45.844**	16:55:27.373	3	Suzuki GSXR 1000

Leader History

NO	NAME	FROM LAP	LAPS LED	DISTANCE	VEHICLE
19	**Tyler DONOVAN**	1	7	18.84 miles	

L&W CONTRACTORS BMCRC ROOKIE 600 & 1000

BMCRC-MRO Championships – Round 2

Oulton Park International

4th / 5th April 2025

Timing & Results Provided by Timing Solutions Ltd

www.tsl-timing.com

Oulton Park International Circuit

Little Budworth, Tarporley, Cheshire, UK

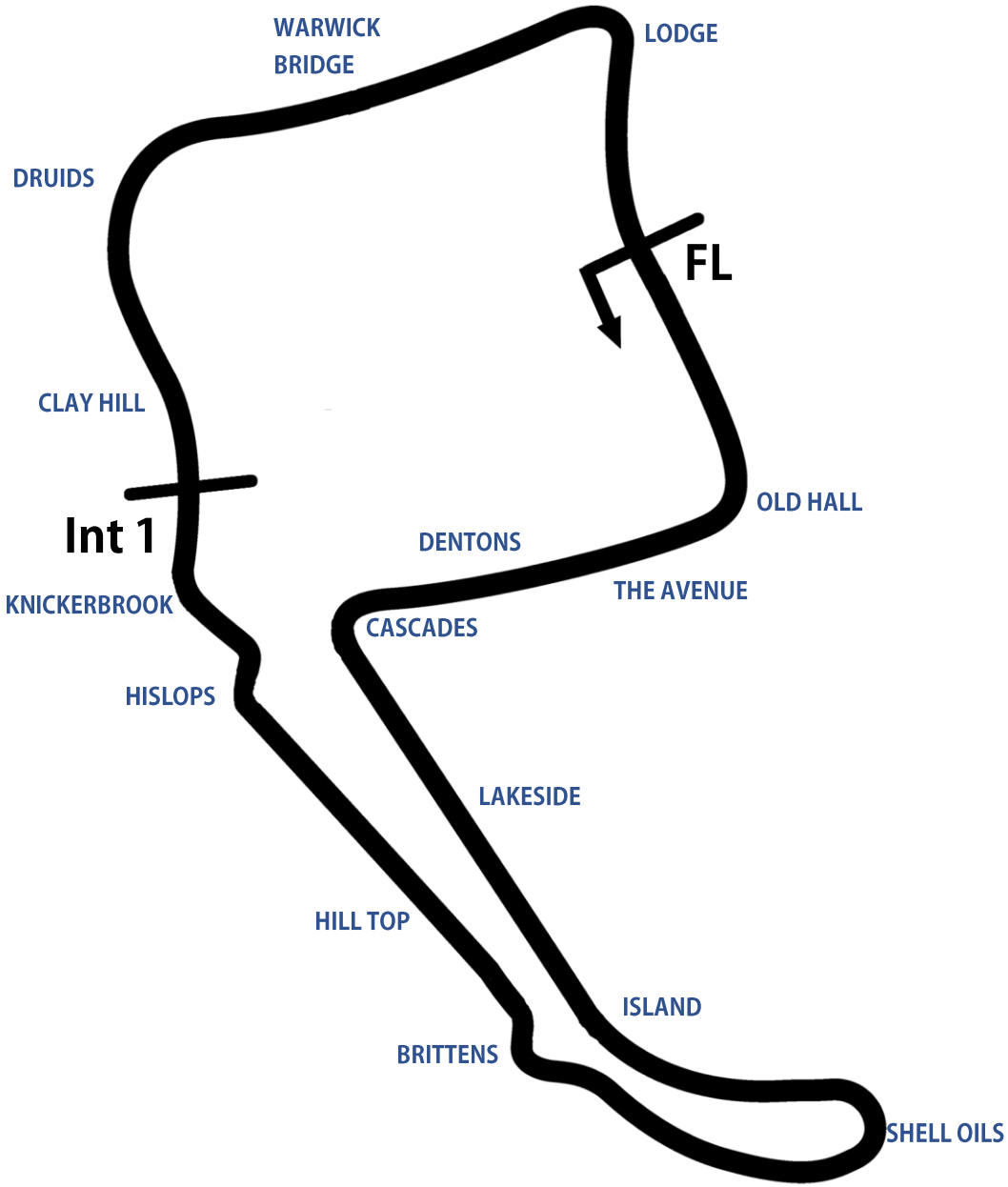

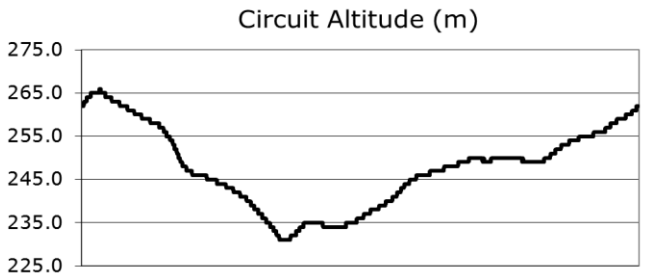

Length	2.6920 miles | 4.332 km | 4332.4m		
FL		53.17997 N	2.61294 W
Int 1	3066m	53.17830 N	2.62040 W
Pit Entry	4314m	53.18011 N	2.61306 W
Pit Exit	180m after FL	53.17836 N	2.61232 W
Pit Entry - Pit Exit	199m, 14.3s @ 50kph, 11.9s @ 60kph		

Results & Live Timing available at – www.tsl-timing.com

Updated - 24/01/2024 11:05

BMCRC-MRO Championships 2025 - Rnd 2 @ Oulton Park Int

L&W BMCRC Rookie 600 & 1000

QUALIFYING 1 - CLASSIFICATION

POS	NO	CL	PIC	NAME	ENTRY	TIME	ON	LAPS	GAP	DIFF	MPH
1	**15**	1000	1	**Tommy JONES**	Kawasaki ZX10R -	**1:48.645**	4	5			89.20
2	**190**	1000	2	**Keiran WYNN**	Kawasaki ZX10R -	**1:50.155**	4	4	**1.510**	1.510	87.97
3	**50**	600	1	**Edward CULWICK**	Honda CBR600RR - Geoffrey Culwick Limited	**1:50.560**	4	5	**1.915**	0.405	87.65
4	**27**	600	2	**Stephen ROBERTS**	Kawasaki ZX6R - Csr engineering	**1:50.814**	4	4	**2.169**	0.254	87.45
5	**26**	600	3	**Daniel PRESTON**	Triumph 675R -	**1:51.464**	3	4	**2.819**	0.650	86.94
6	**10**	600	4	**Anmar AL-SHAWI**	Triumph 765 STREET TRIPLE RS -	**1:51.791**	3	5	**3.146**	0.327	86.69
7	**317**	600	5	**Caleb WILLIAMS**	Suzuki GSXR -	**1:51.959**	3	4	**3.314**	0.168	86.56
8	**110**	600	6	**Sean GOSLING**	Yamaha R6 - DMG Construction	**1:52.396**	4	4	**3.751**	0.437	86.22
9	**830**	1000	3	**Daniel HOLT**	Aprilia RSV4 1100 FACTORY - Set builds southern ltd	**1:53.522**	4	4	**4.877**	1.126	85.36
10	**999**	600	7	**Jack ALLEN**	Honda CBR600 RR -	**1:53.953**	3	4	**5.308**	0.431	85.04
11	**573**	600	8	**Cian KETTERINGHAM**	Suzuki GSXR 6 -	**1:53.960**	3	4	**5.315**	0.007	85.04
12	**21**	600	9	**Marc BETTS**	Yamaha R6 -	**1:55.369**	2	4	**6.724**	1.409	84.00
13	**916**	600	10	**Adam FREWIN**	Yamaha R6 - Daniel Parker Motorsport mindset coach	**1:55.942**	3	4	**7.297**	0.573	83.58
14	**60**	600	11	**Dean NEAL**	Kawasaki ZX6R 636 - Acute Civil Engineering Ltd	**1:56.018**	3	4	**7.373**	0.076	83.53
15	**397**	1000	4	**Kevin CLINKSCALES**	Suzuki K3 GSXR 1000 - Home Heating & Lincolnshire g	**1:57.357**	4	4	**8.712**	1.339	82.57
16	**203***	600	12	**Thomas WOOD**	Triumph 765 -	**1:57.368**	3	3	**8.723**	0.011	82.57
17	**16***	600	13	**Andrew CROSSMAN**	Yamaha R6 - Crossman Contracting Ltd	**1:57.512**	3	3	**8.867**	0.144	82.47
18	**379**	600	14	**Jack Crowley MASON**	Triumph DAYTONA 675 R -	**1:58.952**	4	4	**10.307**	1.439	81.47
19	**202**	1000	5	**Kelvin BOSWELL**	Kawasaki ZX10R -	**1:59.136**	3	4	**10.491**	0.184	81.34
20	**13**	600	15	**Matthew BENTON**	Honda CBR600RR - Air Engineering Group	**2:00.028**	3	4	**11.383**	0.892	80.74
21	**144**	1000	6	**Scott LEMON**	Yamaha R1 -	**2:01.615**	2	3	**12.970**	1.587	79.68
22	**28**	1000	7	**Mark RUSSELL**	Suzuki GSXR1000 - P&O Scaffolding	**2:04.641**	3	4	**15.996**	3.026	77.75
23	**270**	600	16	**Josh LIU**	Kawasaki ZX6R - Island Tyres and Autocare	**2:05.356**	4	4	**16.711**	0.715	77.31
24	**131**	600	17	**Nicholas KINGSTONE**	Suzuki GSXR600 -	**2:05.546**	4	4	**16.901**	0.190	77.19
25	**29**	600	18	**Sarah MACDONALD**	Suzuki GSXR 600 -	**2:07.166**	3	4	**18.521**	1.620	76.20
26	**49**	600	19	**Thomas GALLAGHER**	- TG Cad Services Ltd	**2:11.943**	4	4	**23.298**	4.777	73.45
27	**59**	600	20	**Michael WELLINGTON**	Triumph STREET TRIPLE 765RS - CockRocket Racing	**2:12.734**	3	4	**24.089**	0.791	73.01

*** No. 16 & 203 - Please fit a working transponder**

Weather / Track : Cloudy / Dry
These results are provisional until the conclusion of any judicial and technical matters.

Date: 04/04/2025 Start: 12:02 Finish: 00:00
Oulton Park International: 2.6920 miles

Clerk Of Course:	Timekeeper: Craig Smith	

Results can be found at www.tsl-timing.com

Printed - 12:17 Friday, 04 April 2025

BMCRC-MRO Championships 2025 - Rnd 2 @ Oulton Park Int

L&W BMCRC Rookie 600 & 1000

QUALIFYING - SECTOR ANALYSIS

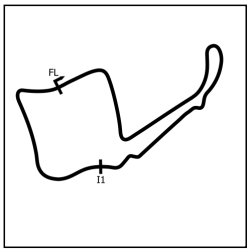

SECTOR 1 = FL to I1, SECTOR 2 = I1 to FL, DIFF = Difference To Personal Best Lap, P = Crossed Finish Line in Pit Lane, D = Time Disallowed

P1 15 1000 Tommy JONES Kawasaki ZX10R -

IDEAL LAP TIME : 1:48.607 BEST LAP TIME : 1:48.645 DIFFERENCE : 0.038

LAP	SECTOR 1	SECTOR 2	LAP TIME	MPH	DIFF	TIME OF DAY
1 -	1:29.504	31.132	2:00.636	80.33	11.991	12:04:38.210
2 -	1:20.735	30.322	1:51.057	87.26	2.412	12:06:29.267
3 -	***1:18.922***	30.083	1:49.005 **(2)**	88.90	0.360	12:08:18.272
4 -	1:18.960	***29.685***	***1:48.645*** **(1)**	***89.20***		***12:10:06.917***
5 -	1:19.529	30.448	1:49.977 **(3)**	88.12	1.332	12:11:56.894

P2 190 1000 Keiran WYNN Kawasaki ZX10R -

IDEAL LAP TIME : 1:50.155 BEST LAP TIME : 1:50.155 DIFFERENCE : 0.000

LAP	SECTOR 1	SECTOR 2	LAP TIME	MPH	DIFF	TIME OF DAY
1 -	1:30.548	32.531	2:03.079	78.74	12.924	12:05:15.563
2 -	1:27.254	31.159	1:58.413 **(3)**	81.84	8.258	12:07:13.976
3 -	1:22.411	30.507	1:52.918 **(2)**	85.82	2.763	12:09:06.894
4 -	***1:19.945***	***30.210***	***1:50.155*** **(1)**	***87.97***		***12:10:57.049***

P3 50 600 Edward CULWICK Honda CBR600RR - Geoffrey Culwick Limited

IDEAL LAP TIME : 1:46.695 BEST LAP TIME : 1:50.560 DIFFERENCE : 3.865

LAP	SECTOR 1	SECTOR 2	LAP TIME	MPH	DIFF	TIME OF DAY
1 -	1:30.413	31.132	2:01.545	79.73	10.985	12:04:41.408
2 -	1:21.863	30.837	1:52.700	85.99	2.140	12:06:34.108
3 -	1:21.169	30.710	1:51.879 **(2)**	86.62	1.319	12:08:25.987
4 -	1:20.337	***30.223***	***1:50.560*** **(1)**	***87.65***		***12:10:16.547***
5 -	1:21.356	30.721	1:52.077 **(3)**	86.47	1.517	12:12:08.624

P4 27 600 Stephen ROBERTS Kawasaki ZX6R - Csr engineering

IDEAL LAP TIME : 1:50.814 BEST LAP TIME : 1:50.814 DIFFERENCE : 0.000

LAP	SECTOR 1	SECTOR 2	LAP TIME	MPH	DIFF	TIME OF DAY
1 -	1:28.685	32.350	2:01.035	80.07	10.221	12:05:16.033
2 -	1:26.628	30.962	1:57.590 **(3)**	82.41	6.776	12:07:13.623
3 -	1:21.431	30.615	1:52.046 **(2)**	86.49	1.232	12:09:05.669
4 -	***1:20.431***	***30.383***	***1:50.814*** **(1)**	***87.45***		***12:10:56.483***

P5 26 600 Daniel PRESTON Triumph 675R -

IDEAL LAP TIME : 1:50.932 BEST LAP TIME : 1:51.464 DIFFERENCE : 0.532

LAP	SECTOR 1	SECTOR 2	LAP TIME	MPH	DIFF	TIME OF DAY
1 -	1:34.674	33.023	2:07.697	75.89	16.233	12:05:09.232
2 -	1:25.153	31.037	1:56.190 **(3)**	83.40	4.726	12:07:05.422
3 -	1:21.044	***30.420***	***1:51.464*** **(1)**	***86.94***		***12:08:56.886***
4 -	1:22.408	31.616	1:54.024 **(2)**	84.99	2.560	12:10:50.910

P6 10 600 Anmar AL-SHAWI Triumph 765 STREET TRIPLE RS -

IDEAL LAP TIME : 1:47.320 BEST LAP TIME : 1:51.791 DIFFERENCE : 4.471

LAP	SECTOR 1	SECTOR 2	LAP TIME	MPH	DIFF	TIME OF DAY
1 -	1:29.415	31.489	2:00.904	80.15	9.113	12:04:39.896
2 -	1:21.474	30.715	1:52.189 **(3)**	86.38	0.398	12:06:32.085
3 -	1:21.343	30.448	***1:51.791*** **(1)**	***86.69***		***12:08:23.876***
4 -	1:21.579	***30.418***	1:51.997 **(2)**	86.53	0.206	12:10:15.873
5 -	1:21.682	30.551	1:52.233	86.34	0.442	12:12:08.106

Weather / Track : Cloudy / Dry

Oulton Park International: 2.6920 miles
Date: 04/04/2025 Start: 12:02 Finish: 00:00

BMCRC-MRO Championships 2025 - Rnd 2 @ Oulton Park Int

L&W BMCRC Rookie 600 & 1000

QUALIFYING - SECTOR ANALYSIS

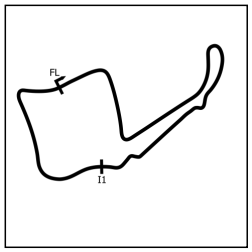

SECTOR 1 = FL to I1, SECTOR 2 = I1 to FL, DIFF = Difference To Personal Best Lap, P = Crossed Finish Line in Pit Lane, D = Time Disallowed

P7 317 600 Caleb WILLIAMS Suzuki GSXR -

IDEAL LAP TIME : 1:51.950 BEST LAP TIME : 1:51.959 DIFFERENCE : 0.009

LAP	SECTOR 1	SECTOR 2	LAP TIME	MPH	DIFF	TIME OF DAY
1 -	1:33.892	31.712	2:05.604	77.15	13.645	12:05:07.953
2 -	1:24.515	***30.563***	1:55.078 **(2)**	84.21	3.119	12:07:03.031
3 -	***1:21.387***	30.572	***1:51.959*** **(1)**	***86.56***		***12:08:54.990***
4 -	1:24.110	32.016	1:56.126 **(3)**	83.45	4.167	12:10:51.116

P8 110 600 Sean GOSLING Yamaha R6 - DMG Construction

IDEAL LAP TIME : 1:52.156 BEST LAP TIME : 1:52.396 DIFFERENCE : 0.240

LAP	SECTOR 1	SECTOR 2	LAP TIME	MPH	DIFF	TIME OF DAY
1 -	1:33.581	32.105	2:05.686	77.10	13.290	12:05:09.334
2 -	1:27.161	31.370	1:58.531 **(3)**	81.76	6.135	12:07:07.865
3 -	1:22.321	***30.758***	1:53.079 **(2)**	85.70	0.683	12:09:00.944
4 -	***1:21.398***	30.998	***1:52.396*** **(1)**	***86.22***		***12:10:53.340***

P9 830 1000 Daniel HOLT Aprilia RSV4 1100 FACTORY - Set builds southern ltd

IDEAL LAP TIME : 1:53.522 BEST LAP TIME : 1:53.522 DIFFERENCE : 0.000

LAP	SECTOR 1	SECTOR 2	LAP TIME	MPH	DIFF	TIME OF DAY
1 -	1:28.960	32.520	2:01.480	79.77	7.958	12:04:58.472
2 -	1:23.880	31.454	1:55.334 **(2)**	84.02	1.812	12:06:53.806
3 -	1:26.572	31.429	1:58.001 **(3)**	82.12	4.479	12:08:51.807
4 -	***1:22.564***	***30.958***	***1:53.522*** **(1)**	***85.36***		***12:10:45.329***

P10 999 600 Jack ALLEN Honda CBR600 RR -

IDEAL LAP TIME : 1:53.357 BEST LAP TIME : 1:53.953 DIFFERENCE : 0.596

LAP	SECTOR 1	SECTOR 2	LAP TIME	MPH	DIFF	TIME OF DAY
1 -	1:34.973	32.698	2:07.671	75.90	13.718	12:04:52.592
2 -	1:26.545	30.914	1:57.459 **(3)**	82.50	3.506	12:06:50.051
3 -	***1:22.836***	31.117	***1:53.953*** **(1)**	***85.04***		***12:08:44.004***
4 -	1:24.764	***30.521***	1:55.285 **(2)**	84.06	1.332	12:10:39.289

P11 573 600 Cian KETTERINGHAM Suzuki GSXR 6 -

IDEAL LAP TIME : 1:53.778 BEST LAP TIME : 1:53.960 DIFFERENCE : 0.182

LAP	SECTOR 1	SECTOR 2	LAP TIME	MPH	DIFF	TIME OF DAY
1 -	1:34.604	32.538	2:07.142	76.22	13.182	12:04:52.700
2 -	1:26.686	31.336	1:58.022 **(3)**	82.11	4.062	12:06:50.722
3 -	1:22.637	31.323	***1:53.960*** **(1)**	***85.04***		***12:08:44.682***
4 -	1:24.068	***31.233***	1:55.301 **(2)**	84.05	1.341	12:10:39.983

P12 21 600 Marc BETTS Yamaha R6 -

IDEAL LAP TIME : 1:54.160 BEST LAP TIME : 1:55.369 DIFFERENCE : 1.209

LAP	SECTOR 1	SECTOR 2	LAP TIME	MPH	DIFF	TIME OF DAY
1 -	1:30.953	32.862	2:03.815	78.27	8.446	12:04:58.207
2 -	1:22.982	32.387	***1:55.369*** **(1)**	***84.00***		***12:06:53.576***
3 -	1:26.940	32.521	1:59.461 **(3)**	81.12	4.092	12:08:53.037
4 -	1:25.846	***31.815***	1:57.661 **(2)**	82.36	2.292	12:10:50.698

P13 916 600 Adam FREWIN Yamaha R6 - Daniel Parker Motorsport mindset coach

IDEAL LAP TIME : 1:55.877 BEST LAP TIME : 1:55.942 DIFFERENCE : 0.065

LAP	SECTOR 1	SECTOR 2	LAP TIME	MPH	DIFF	TIME OF DAY
1 -	1:30.308	33.361	2:03.669 **(3)**	78.36	7.727	12:05:02.241
2 -	***1:24.735***	31.855	1:56.590 **(2)**	83.12	0.648	12:06:58.831
3 -	1:24.800	***31.142***	***1:55.942*** **(1)**	***83.58***		***12:08:54.773***
4 -	1:27.922	IN PIT	2:08.827 **P**	75.22	12.885	12:11:03.600

Weather / Track : Cloudy / Dry

Oulton Park International: 2.6920 miles
Date: 04/04/2025 Start: 12:02 Finish: 00:00

BMCRC-MRO Championships 2025 - Rnd 2 @ Oulton Park Int

L&W BMCRC Rookie 600 & 1000

QUALIFYING - SECTOR ANALYSIS

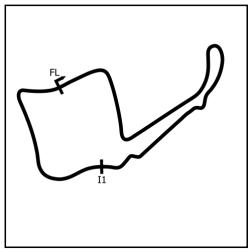

SECTOR 1 = FL to I1, SECTOR 2 = I1 to FL, DIFF = Difference To Personal Best Lap, P = Crossed Finish Line in Pit Lane, D = Time Disallowed

P14 60 600 Dean NEAL — Kawasaki ZX6R 636 - Acute Civil Engineering Ltd

IDEAL LAP TIME : 1:54.047 BEST LAP TIME : 1:56.018 DIFFERENCE : 1.971

LAP	SECTOR 1	SECTOR 2	LAP TIME		MPH	DIFF	TIME OF DAY
1 -	1:41.427	34.956	2:16.383		71.05	20.365	12:05:00.055
2 -	1:27.403	31.914	1:59.317	(3)	81.22	3.299	12:06:59.372
3 -	1:24.743	***31.275***	***1:56.018***	**(1)**	***83.53***		***12:08:55.390***
4 -	1:24.364	32.228	1:56.592	(2)	83.12	0.574	12:10:51.982

P15 397 1000 Kevin CLINKSCALES — Suzuki K3 GSXR 1000 - Home Heating & Lincolnshire gas trainii

IDEAL LAP TIME : 1:57.337 BEST LAP TIME : 1:57.357 DIFFERENCE : 0.020

LAP	SECTOR 1	SECTOR 2	LAP TIME		MPH	DIFF	TIME OF DAY
1 -	1:37.262	34.571	2:11.833		73.51	14.476	12:05:15.010
2 -	1:28.960	32.790	2:01.750	(3)	79.60	4.393	12:07:16.760
3 -	1:25.382	***32.277***	1:57.659	(2)	82.36	0.302	12:09:14.419
4 -	***1:25.060***	32.297	***1:57.357***	**(1)**	***82.57***		***12:11:11.776***

P16 203 600 Thomas WOOD — Triumph 765 -

IDEAL LAP TIME : BEST LAP TIME : 1:57.368 DIFFERENCE :

LAP	SECTOR 1	SECTOR 2	LAP TIME		MPH	DIFF	TIME OF DAY
1 -			1:59.920	(2)	80.81	2.552	12:06:48.077
2 -			2:00.266	(3)	80.58	2.898	12:08:48.343
3 -			***1:57.368***	**(1)**	***82.57***		***12:10:45.711***

P17 16 600 Andrew CROSSMAN — Yamaha R6 - Crossman Contracting Ltd

IDEAL LAP TIME : BEST LAP TIME : 1:57.512 DIFFERENCE :

LAP	SECTOR 1	SECTOR 2	LAP TIME		MPH	DIFF	TIME OF DAY
1 -			2:00.215	(3)	80.61	2.702	12:06:47.796
2 -			2:00.031	(2)	80.73	2.518	12:08:47.827
3 -			***1:57.512***	**(1)**	***82.47***		***12:10:45.339***

P18 379 600 Jack Crowley MASON — Triumph DAYTONA 675 R -

IDEAL LAP TIME : 1:57.883 BEST LAP TIME : 1:58.952 DIFFERENCE : 1.069

LAP	SECTOR 1	SECTOR 2	LAP TIME		MPH	DIFF	TIME OF DAY
1 -	1:30.384	***32.335***	2:02.719		78.97	3.767	12:04:44.574
2 -	1:26.682	32.579	1:59.261	(2)	81.26	0.309	12:06:43.835
3 -	1:27.418	33.346	2:00.764	(3)	80.24	1.812	12:08:44.599
4 -	1:26.262	32.690	***1:58.952***	**(1)**	***81.47***		***12:10:43.551***

P19 202 1000 Kelvin BOSWELL — Kawasaki ZX10R -

IDEAL LAP TIME : 1:58.456 BEST LAP TIME : 1:59.136 DIFFERENCE : 0.680

LAP	SECTOR 1	SECTOR 2	LAP TIME		MPH	DIFF	TIME OF DAY
1 -	1:35.247	32.681	2:07.928		75.75	8.792	12:04:52.183
2 -	1:28.383	32.829	2:01.212	(3)	79.95	2.076	12:06:53.395
3 -	1:26.688	***32.448***	***1:59.136***	**(1)**	***81.34***		***12:08:52.531***
4 -	***1:26.008***	33.200	1:59.208	(2)	81.29	0.072	12:10:51.739

P20 13 600 Matthew BENTON — Honda CBR600RR - Air Engineering Group

IDEAL LAP TIME : 2:00.028 BEST LAP TIME : 2:00.028 DIFFERENCE : 0.000

LAP	SECTOR 1	SECTOR 2	LAP TIME		MPH	DIFF	TIME OF DAY
1 -	1:33.952	34.015	2:07.967		75.73	7.939	12:05:07.067
2 -	1:31.810	34.627	2:06.437	(3)	76.64	6.409	12:07:13.504
3 -	***1:27.471***	***32.557***	***2:00.028***	**(1)**	***80.74***		***12:09:13.532***
4 -	1:27.993	32.725	2:00.718	(2)	80.28	0.690	12:11:14.250

Weather / Track : Cloudy / Dry

Oulton Park International: 2.6920 miles
Date: 04/04/2025 Start: 12:02 Finish: 00:00

BMCRC-MRO Championships 2025 - Rnd 2 @ Oulton Park Int

L&W BMCRC Rookie 600 & 1000

QUALIFYING - SECTOR ANALYSIS

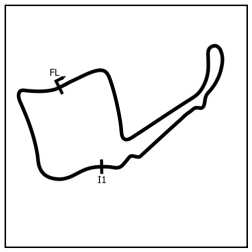

SECTOR 1 = FL to I1, SECTOR 2 = I1 to FL, DIFF = Difference To Personal Best Lap, P = Crossed Finish Line in Pit Lane, D = Time Disallowed

P21 144 1000 Scott LEMON — Yamaha R1 -

IDEAL LAP TIME : 1:58.614 BEST LAP TIME : 2:01.615 DIFFERENCE : 3.001

LAP	SECTOR 1	SECTOR 2	LAP TIME	MPH	DIFF	TIME OF DAY
1 -	1:35.444	33.243	2:08.687 (2)	75.30	7.072	12:05:05.941
2 -	1:28.602	***33.013***	***2:01.615 (1)***	***79.68***		***12:07:07.556***
3 -	***1:25.601***	IN PIT	2:08.891 P	75.18	7.276	12:09:16.447

P22 28 1000 Mark RUSSELL — Suzuki GSXR1000 - P&O Scaffolding

IDEAL LAP TIME : 2:04.596 BEST LAP TIME : 2:04.641 DIFFERENCE : 0.045

LAP	SECTOR 1	SECTOR 2	LAP TIME	MPH	DIFF	TIME OF DAY
1 -	1:42.058	34.372	2:16.430	71.03	11.789	12:05:14.111
2 -	1:31.595	34.828	2:06.423 (3)	76.65	1.782	12:07:20.534
3 -	***1:31.211***	33.430	***2:04.641 (1)***	***77.75***		***12:09:25.175***
4 -	1:32.531	***33.385***	2:05.916 (2)	76.96	1.275	12:11:31.091

P23 270 600 Josh LIU — Kawasaki ZX6R - Island Tyres and Autocare

IDEAL LAP TIME : 2:05.217 BEST LAP TIME : 2:05.356 DIFFERENCE : 0.139

LAP	SECTOR 1	SECTOR 2	LAP TIME	MPH	DIFF	TIME OF DAY
1 -	1:43.394	37.668	2:21.062	68.70	15.706	12:05:04.051
2 -	1:34.663	35.292	2:09.955 (3)	74.57	4.599	12:07:14.006
3 -	1:34.237	***34.961***	2:09.198 (2)	75.01	3.842	12:09:23.204
4 -	***1:30.256***	35.100	***2:05.356 (1)***	***77.31***		***12:11:28.560***

P24 131 600 Nicholas KINGSTONE — Suzuki GSXR600 -

IDEAL LAP TIME : 2:05.304 BEST LAP TIME : 2:05.546 DIFFERENCE : 0.242

LAP	SECTOR 1	SECTOR 2	LAP TIME	MPH	DIFF	TIME OF DAY
1 -	1:37.931	34.033	2:11.964	73.43	6.418	12:05:11.511
2 -	1:32.297	34.727	2:07.024 (3)	76.29	1.478	12:07:18.535
3 -	***1:31.497***	34.895	2:06.392 (2)	76.67	0.846	12:09:24.927
4 -	1:31.739	***33.807***	***2:05.546 (1)***	***77.19***		***12:11:30.473***

P25 29 600 Sarah MACDONALD — Suzuki GSXR 600 -

IDEAL LAP TIME : 2:07.166 BEST LAP TIME : 2:07.166 DIFFERENCE : 0.000

LAP	SECTOR 1	SECTOR 2	LAP TIME	MPH	DIFF	TIME OF DAY
1 -	1:39.589	37.687	2:17.276	70.59	10.110	12:05:17.924
2 -	1:34.673	34.589	2:09.262 (2)	74.97	2.096	12:07:27.186
3 -	***1:32.715***	***34.451***	***2:07.166 (1)***	***76.20***		***12:09:34.352***
4 -	1:36.365	35.556	2:11.921 (3)	73.46	4.755	12:11:46.273

P26 49 600 Thomas GALLAGHER — - TG Cad Services Ltd

IDEAL LAP TIME : 2:11.356 BEST LAP TIME : 2:11.943 DIFFERENCE : 0.587

LAP	SECTOR 1	SECTOR 2	LAP TIME	MPH	DIFF	TIME OF DAY
1 -	1:43.340	38.624	2:21.964	68.26	10.021	12:05:18.074
2 -	1:39.066	***35.976***	2:15.042 (3)	71.76	3.099	12:07:33.116
3 -	1:35.877	36.611	2:12.488 (2)	73.14	0.545	12:09:45.604
4 -	***1:35.380***	36.563	***2:11.943 (1)***	***73.45***		***12:11:57.547***

P27 59 600 Michael WELLINGTON — Triumph STREET TRIPLE 765RS - CockRocket Racing

IDEAL LAP TIME : 2:12.734 BEST LAP TIME : 2:12.734 DIFFERENCE : 0.000

LAP	SECTOR 1	SECTOR 2	LAP TIME	MPH	DIFF	TIME OF DAY
1 -	1:43.132	37.854	2:20.986 (3)	68.73	8.252	12:05:02.825
2 -	1:40.664	37.438	2:18.102 (2)	70.17	5.368	12:07:20.927
3 -	***1:36.465***	***36.269***	***2:12.734 (1)***	***73.01***		***12:09:33.661***
4 -	1:36.747	IN PIT	2:19.771 P	69.33	7.037	12:11:53.432

Weather / Track : Cloudy / Dry

Oulton Park International: 2.6920 miles
Date: 04/04/2025 Start: 12:02 Finish: 00:00

BMCRC-MRO Championships 2025 - Rnd 2 @ Oulton Park Int

L&W BMCRC Rookie 600 & 1000

QUALIFYING - BEST SECTORS

	SECTOR 1		SECTOR 2	
POS	NO	TIME	NO	TIME
1	50	1:16.472	15	29.685
2	10	1:16.902	190	30.210
3	15	1:18.922	50	30.223
4	190	1:19.945	27	30.383
5	27	1:20.431	10	30.418
6	26	1:20.512	26	30.420
7	317	1:21.387	999	30.521
8	110	1:21.398	317	30.563
9	21	1:22.345	110	30.758
10	573	1:22.545	830	30.958
11	830	1:22.564	916	31.142
12	60	1:22.772	573	31.233
13	999	1:22.836	60	31.275
14	916	1:24.735	21	31.815
15	397	1:25.060	397	32.277
16	379	1:25.548	379	32.335
17	144	1:25.601	202	32.448
18	202	1:26.008	13	32.557
19	13	1:27.471	144	33.013
20	270	1:30.256	28	33.385
21	28	1:31.211	131	33.807
22	131	1:31.497	29	34.451
23	29	1:32.715	270	34.961
24	49	1:35.380	49	35.976
25	59	1:36.465	59	36.269
26				
27				

IDEAL / BEST COMPARISON

PERFECT LAP 1:46.157

POS	NO	NAME	IDEAL	BEST	DIFF
1	50	CULWICK	1:46.695	1:50.560	3.865
2	10	AL-SHAWI	1:47.320	1:51.791	4.471
3	15	JONES	1:48.607	1:48.645	0.038
4	190	WYNN	1:50.155	1:50.155	0.000
5	27	ROBERTS	1:50.814	1:50.814	0.000
6	26	PRESTON	1:50.932	1:51.464	0.532
7	317	WILLIAMS	1:51.950	1:51.959	0.009
8	110	GOSLING	1:52.156	1:52.396	0.240
9	999	ALLEN	1:53.357	1:53.953	0.596
10	830	HOLT	1:53.522	1:53.522	0.000
11	573	KETTERINGHAM	1:53.778	1:53.960	0.182
12	60	NEAL	1:54.047	1:56.018	1.971
13	21	BETTS	1:54.160	1:55.369	1.209
14	916	FREWIN	1:55.877	1:55.942	0.065
15	397	CLINKSCALES	1:57.337	1:57.357	0.020
16	379	MASON	1:57.883	1:58.952	1.069
17	202	BOSWELL	1:58.456	1:59.136	0.680
18	144	LEMON	1:58.614	2:01.615	3.001
19	13	BENTON	2:00.028	2:00.028	0.000
20	28	RUSSELL	2:04.596	2:04.641	0.045
21	270	LIU	2:05.217	2:05.356	0.139
22	131	KINGSTONE	2:05.304	2:05.546	0.242
23	29	MACDONALD	2:07.166	2:07.166	0.000
24	49	GALLAGHER	2:11.356	2:11.943	0.587
25	59	WELLINGTON	2:12.734	2:12.734	0.000
26	16	CROSSMAN		1:57.512	
27	203	WOOD		1:57.368	

Weather / Track : Cloudy / Dry

Oulton Park International: 2.6920 miles
Date: 04/04/2025 Start: 12:02 Finish: 00:00

Results can be found at www.tsl-timing.com

Printed - 12:17 Friday, 04 April 2025

BMCRC-MRO Championships 2025 - Rnd 2 @ Oulton Park Int

L&W BMCRC Rookie 600 & 1000

QUALIFYING - STATISTICS

Competitors Started	27
Planned Start	2025-04-04 @ 12:00:00.000
Actual Start	2025-04-04 @ 12:02:30.269
Finish Time	
Track Length	2.6920mi.
Total Laps	108
Total Distance Covered	290.7390mi.

Session Fastest Lap History

NO	CL	NAME	LAP TIME	TIME OF DAY	LAP	VEHICLE
15	1000	**Tommy JONES**	**2:00.636**	12:04:38.223	1	Kawasaki ZX10R
15	1000	**Tommy JONES**	**1:51.057**	12:06:29.278	2	Kawasaki ZX10R
15	1000	**Tommy JONES**	**1:49.005**	12:08:18.284	3	Kawasaki ZX10R
15	1000	**Tommy JONES**	**1:48.645**	12:10:06.929	4	Kawasaki ZX10R

Flag History

TYPE	TIME OF DAY
GREEN	12:02:30.269
RED	12:12:18.298

Flag Statistics

TYPE	COUNT	TOTAL LAPS	TOTAL TIME
Green	1	5	9:48.029
Red	1	0	3:37.524
Safety Car	0	0	0.000
FCY	0	0	0.000

Weather / Track : Cloudy / Dry

Oulton Park International: 2.6920 miles
Date: 04/04/2025 Start: 12:02 Finish: 00:00

BMCRC-MRO Championships 2025 - Rnd 2 @ Oulton Park Int

L&W BMCRC Rookie 600 & 1000

QUALIFYING - STATISTICS

CLASS : 1000

7 Starters

Fastest Lap History

NO	NAME	LAP TIME	TIME OF DAY	LAP	VEHICLE
15	**Tommy JONES**	**2:00.636**	12:04:38.223	1	Kawasaki ZX10R
15	**Tommy JONES**	**1:51.057**	12:06:29.278	2	Kawasaki ZX10R
15	**Tommy JONES**	**1:49.005**	12:08:18.284	3	Kawasaki ZX10R
15	**Tommy JONES**	**1:48.645**	12:10:06.929	4	Kawasaki ZX10R

Weather / Track : Cloudy / Dry

Oulton Park International: 2.6920 miles
Date: 04/04/2025 Start: 12:02 Finish: 00:00

BMCRC-MRO Championships 2025 - Rnd 2 @ Oulton Park Int

L&W BMCRC Rookie 600 & 1000

QUALIFYING - STATISTICS

CLASS : 600

20 Starters

Fastest Lap History

NO	NAME	LAP TIME	TIME OF DAY	LAP	VEHICLE
10	**Anmar AL-SHAWI**	**2:00.904**	12:04:39.913	1	Triumph 765 STREET TRIPLE RS
10	**Anmar AL-SHAWI**	**1:52.189**	12:06:32.102	2	Triumph 765 STREET TRIPLE RS
10	**Anmar AL-SHAWI**	**1:51.791**	12:08:23.892	3	Triumph 765 STREET TRIPLE RS
26	**Daniel PRESTON**	**1:51.464**	12:08:56.897	3	Triumph 675R
50	**Edward CULWICK**	**1:50.560**	12:10:16.555	4	Honda CBR600RR

Weather / Track : Cloudy / Dry

Oulton Park International: 2.6920 miles
Date: 04/04/2025 Start: 12:02 Finish: 00:00

BMCRC-MRO Championships 2025 - Rnd 2 @ Oulton Park Int

L&W BMCRC Rookie 600 & 1000

RACE 10 - GRID (8 Laps)

ROW 11				32	59	Michael WELLINGTON (2:12.734)	31	49 Thomas GALLAGHER (2:11.943)
ROW 10	30	29 Sarah MACDONALD (2:07.166)		29	131	Nicholas KINGSTONE (2:05.546)	28	270 Josh LIU (2:05.356)
ROW 9	27	13 Matthew BENTON (2:00.028)		26	379	Jack Crowley MASON (1:58.952)	25	16 Andrew CROSSMAN (1:57.512)
ROW 8	24	203 Thomas WOOD (1:57.368)		23	60	Dean NEAL (1:56.018)	22	916 Adam FREWIN (1:55.942)
ROW 7	21	21 Marc BETTS (1:55.369)		20	573	Cian KETTERINGHAM (1:53.960)	19	999 Jack ALLEN (1:53.953)
ROW 6	18	110 Sean GOSLING (1:52.396)		17	317	Caleb WILLIAMS (1:51.959)	16	10 Anmar AL-SHAWI (1:51.791)
ROW 5	15	26 Daniel PRESTON (1:51.464)		14	27	Stephen ROBERTS (1:50.814)	13	50 Edward CULWICK (1:50.560)
ROW 4	12			11			10	
ROW 3	9			8			7	28 Mark RUSSELL (2:04.641)
ROW 2	6	144 Scott LEMON (2:01.615)		5	202	Kelvin BOSWELL (1:59.136)	4	397 Kevin CLINKSCALES (1:57.357)
ROW 1	3	830 Daniel HOLT (1:53.522)		2	190	Keiran WYNN (1:50.155)	1	15 Tommy JONES (1:48.645) **Pole**

These results are provisional until the conclusion of any judicial and technical matters.

Oulton Park International: 2.6920 miles

Clerk Of Course:	Timekeeper: Craig Smith	

Results can be found at www.tsl-timing.com

Printed - 12:19 Friday, 04 April 2025

BMCRC-MRO Championships 2025 - Rnd 2 @ Oulton Park Int

L&W BMCRC Rookie 600 & 1000

QUALIFYING 2 - CLASSIFICATION

POS	NO	CL	PIC	NAME	ENTRY	TIME	ON	LAPS	GAP	DIFF	MPH
1	**50**	600	1	**Edward CULWICK**	Honda CBR600RR - Geoffrey Culwick Limited	**1:50.102**	5	6			88.02
2	**317**	600	2	**Caleb WILLIAMS**	Suzuki GSXR -	**1:50.309**	5	6	**0.207**	0.207	87.85
3	**573**	600	3	**Cian KETTERINGHAM**	Suzuki GSXR 6 -	**1:50.420**	4	5	**0.318**	0.111	87.76
4	**10**	600	4	**Anmar AL-SHAWI**	Triumph 765 STREET TRIPLE RS -	**1:50.451**	5	6	**0.349**	0.031	87.74
5	**110**	600	5	**Sean GOSLING**	Yamaha R6 - DMG Construction	**1:51.585**	5	6	**1.483**	1.134	86.85
6	**26**	600	6	**Daniel PRESTON**	Triumph 675R -	**1:52.611**	5	5	**2.509**	1.026	86.06
7	**999**	600	7	**Jack ALLEN**	Honda CBR600 RR -	**1:52.868**	3	6	**2.766**	0.257	85.86
8	**60**	600	8	**Dean NEAL**	Kawasaki ZX6R 636 - Acute Civil Engineering Ltd	**1:53.038**	5	6	**2.936**	0.170	85.73
9	**21**	600	9	**Marc BETTS**	Yamaha R6 -	**1:53.388**	6	6	**3.286**	0.350	85.47
10	**379**	600	10	**Jack Crowley MASON**	Triumph DAYTONA 675 R -	**1:55.062**	5	6	**4.960**	1.674	84.22
11	**916**	600	11	**Adam FREWIN**	Yamaha R6 - Daniel Parker Motorsport mindset coach	**1:56.212**	2	3	**6.110**	1.150	83.39
12	**830**	1000	1	**Daniel HOLT**	Aprilia RSV4 1100 FACTORY - Set builds southern ltd	**1:58.176**	1	1	**8.074**	1.964	82.00
13	**13**	600	12	**Matthew BENTON**	Honda CBR600RR - Air Engineering Group	**1:59.377**	5	5	**9.275**	1.201	81.18
14	**202**	1000	2	**Kelvin BOSWELL**	Kawasaki ZX10R -	**1:59.827**	3	5	**9.725**	0.450	80.87
15	**131**	600	13	**Nicholas KINGSTONE**	Suzuki GSXR600 -	**2:02.665**	5	5	**12.563**	2.838	79.00
16	**28**	1000	3	**Mark RUSSELL**	Suzuki GSXR1000 - P&O Scaffolding	**2:04.304**	2	5	**14.202**	1.639	77.96
17	**144**	1000	4	**Scott LEMON**	Yamaha R1 -	**2:04.426**	1	2	**14.324**	0.122	77.88
18	**29**	600	14	**Sarah MACDONALD**	Suzuki GSXR 600 -	**2:05.109**	5	5	**15.007**	0.683	77.46
19	**49**	600	15	**Thomas GALLAGHER**	- TG Cad Services Ltd	**2:08.628**	2	5	**18.526**	3.519	75.34

Weather / Track : Sunny / Dry
These results are provisional until the conclusion of any judicial and technical matters.

Date: 04/04/2025 Start: 12:55 Finish: 13:06
Oulton Park International: 2.6920 miles

Clerk Of Course:	Timekeeper: Craig Smith	

Results can be found at www.tsl-timing.com

Printed - 13:08 Friday, 04 April 2025

BMCRC-MRO Championships 2025 - Rnd 2 @ Oulton Park Int

L&W BMCRC Rookie 600 & 1000

QUALIFYING 2 - SECTOR ANALYSIS

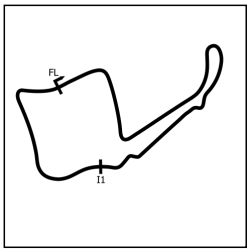

SECTOR 1 = FL to I1, SECTOR 2 = I1 to FL, DIFF = Difference To Personal Best Lap, P = Crossed Finish Line in Pit Lane, D = Time Disallowed

P1 50 600 Edward CULWICK

Honda CBR600RR - Geoffrey Culwick Limited

IDEAL LAP TIME : 1:50.102 BEST LAP TIME : 1:50.102 DIFFERENCE : 0.000

LAP	SECTOR 1	SECTOR 2	LAP TIME		MPH	DIFF	TIME OF DAY
1 -	1:30.049	31.942	2:01.991		79.44	11.889	12:58:18.553
2 -	1:30.598	31.908	2:02.506		79.10	12.404	13:00:21.059
3 -	1:23.655	31.590	1:55.245	(3)	84.09	5.143	13:02:16.304
4 -	1:20.840	30.744	1:51.584	(2)	86.85	1.482	13:04:07.888
5 -	***1:20.006***	***30.096***	***1:50.102***	***(1)***	***88.02***		***13:05:57.990***
6 -	1:29.264	IN PIT	2:12.830	**P**	72.96	22.728	13:08:10.820

P2 317 600 Caleb WILLIAMS

Suzuki GSXR -

IDEAL LAP TIME : 1:50.229 BEST LAP TIME : 1:50.309 DIFFERENCE : 0.080

LAP	SECTOR 1	SECTOR 2	LAP TIME		MPH	DIFF	TIME OF DAY
1 -	1:26.491	30.921	1:57.412		82.54	7.103	12:58:16.076
2 -	1:23.585	30.387	1:53.972		85.03	3.663	13:00:10.048
3 -	1:22.503	30.744	1:53.247		85.57	2.938	13:02:03.295
4 -	1:20.573	30.129	1:50.702	(3)	87.54	0.393	13:03:53.997
5 -	***1:20.317***	29.992	***1:50.309***	***(1)***	***87.85***		***13:05:44.306***
6 -	1:20.626	***29.912***	1:50.538	(2)	87.67	0.229	13:07:34.844

P3 573 600 Cian KETTERINGHAM

Suzuki GSXR 6 -

IDEAL LAP TIME : 1:50.111 BEST LAP TIME : 1:50.420 DIFFERENCE : 0.309

LAP	SECTOR 1	SECTOR 2	LAP TIME		MPH	DIFF	TIME OF DAY
1 -	1:27.551	31.940	1:59.491		81.10	9.071	12:58:18.802
2 -	1:23.050	32.066	1:55.116	(3)	84.18	4.696	13:00:13.918
3 -	1:23.919	***30.646***	1:54.565	(2)	84.59	4.145	13:02:08.483
4 -	***1:19.465***	30.955	***1:50.420***	***(1)***	***87.76***		***13:03:58.903***
5 -	1:20.872	IN PIT	2:01.042	**P**	80.06	10.622	13:05:59.945

P4 10 600 Anmar AL-SHAWI

Triumph 765 STREET TRIPLE RS -

IDEAL LAP TIME : 1:50.121 BEST LAP TIME : 1:50.451 DIFFERENCE : 0.330

LAP	SECTOR 1	SECTOR 2	LAP TIME		MPH	DIFF	TIME OF DAY
1 -	1:27.271	31.368	1:58.639		81.68	8.188	12:58:16.613
2 -	1:25.019	31.464	1:56.483		83.19	6.032	13:00:13.096
3 -	***1:20.358***	30.411	1:50.769	(3)	87.49	0.318	13:02:03.865
4 -	1:20.741	29.932	1:50.673	(2)	87.56	0.222	13:03:54.538
5 -	1:20.688	***29.763***	***1:50.451***	***(1)***	***87.74***		***13:05:44.989***
6 -	1:22.015	IN PIT	2:00.164	**P**	80.65	9.713	13:07:45.153

P5 110 600 Sean GOSLING

Yamaha R6 - DMG Construction

IDEAL LAP TIME : 1:51.283 BEST LAP TIME : 1:51.585 DIFFERENCE : 0.302

LAP	SECTOR 1	SECTOR 2	LAP TIME		MPH	DIFF	TIME OF DAY
1 -	1:28.577	31.109	1:59.686		80.97	8.101	12:58:08.213
2 -	1:21.134	30.600	1:51.734		86.73	0.149	12:59:59.947
3 -	1:21.632	31.157	1:52.789		85.92	1.204	13:01:52.736
4 -	1:20.830	30.870	1:51.700	(3)	86.76	0.115	13:03:44.436
5 -	***1:20.740***	30.845	***1:51.585***	***(1)***	***86.85***		***13:05:36.021***
6 -	1:21.071	***30.543***	1:51.614	(2)	86.82	0.029	13:07:27.635

P6 26 600 Daniel PRESTON

Triumph 675R -

IDEAL LAP TIME : 1:51.685 BEST LAP TIME : 1:52.611 DIFFERENCE : 0.926

LAP	SECTOR 1	SECTOR 2	LAP TIME		MPH	DIFF	TIME OF DAY
1 -	1:26.901	32.966	1:59.867		80.85	7.256	12:58:16.361
2 -	1:40.274	35.484	2:15.758		71.38	23.147	13:00:32.119
3 -	***1:21.112***	31.503	1:52.615	(2)	86.05	0.004	13:02:24.734
4 -	1:21.436	31.447	1:52.883	(3)	85.85	0.272	13:04:17.617
5 -	1:22.038	***30.573***	***1:52.611***	***(1)***	***86.06***		***13:06:10.228***

Weather / Track : Sunny / Dry

Oulton Park International: 2.6920 miles
Date: 04/04/2025 Start: 12:55 Finish: 13:06

BMCRC-MRO Championships 2025 - Rnd 2 @ Oulton Park Int

L&W BMCRC Rookie 600 & 1000

QUALIFYING 2 - SECTOR ANALYSIS

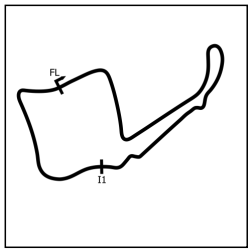

SECTOR 1 = FL to I1, SECTOR 2 = I1 to FL, DIFF = Difference To Personal Best Lap, P = Crossed Finish Line in Pit Lane, D = Time Disallowed

P7 999 600 Jack ALLEN — Honda CBR600 RR -

IDEAL LAP TIME : 1:52.406 BEST LAP TIME : 1:52.868 DIFFERENCE : 0.462

LAP	SECTOR 1	SECTOR 2	LAP TIME	MPH	DIFF	TIME OF DAY
1 -	1:28.844	31.368	2:00.212	80.61	7.344	12:58:20.688
2 -	1:24.193	31.067	1:55.260	84.08	2.392	13:00:15.948
3 -	1:22.538	***30.330***	***1:52.868 (1)***	***85.86***		***13:02:08.816***
4 -	***1:22.076***	30.840	1:52.916 (2)	85.82	0.048	13:04:01.732
5 -	1:22.867	30.679	1:53.546 (3)	85.35	0.678	13:05:55.278
6 -	1:23.176	30.652	1:53.828	85.13	0.960	13:07:49.106

P8 60 600 Dean NEAL — Kawasaki ZX6R 636 - Acute Civil Engineering Ltd

IDEAL LAP TIME : 1:53.038 BEST LAP TIME : 1:53.038 DIFFERENCE : 0.000

LAP	SECTOR 1	SECTOR 2	LAP TIME	MPH	DIFF	TIME OF DAY
1 -	1:27.926	32.056	1:59.982	80.77	6.944	12:58:03.879
2 -	1:23.508	31.462	1:54.970	84.29	1.932	12:59:58.849
3 -	1:22.644	31.190	1:53.834 (3)	85.13	0.796	13:01:52.683
4 -	1:22.913	31.235	1:54.148	84.90	1.110	13:03:46.831
5 -	***1:21.911***	***31.127***	***1:53.038 (1)***	***85.73***		***13:05:39.869***
6 -	1:22.265	31.562	1:53.827 (2)	85.14	0.789	13:07:33.696

P9 21 600 Marc BETTS — Yamaha R6 -

IDEAL LAP TIME : 1:53.216 BEST LAP TIME : 1:53.388 DIFFERENCE : 0.172

LAP	SECTOR 1	SECTOR 2	LAP TIME	MPH	DIFF	TIME OF DAY
1 -	1:28.103	31.799	1:59.902	80.82	6.514	12:58:04.422
2 -	1:23.045	31.558	1:54.603	84.56	1.215	12:59:59.025
3 -	1:22.854	31.311	1:54.165	84.88	0.777	13:01:53.190
4 -	1:22.634	***31.145***	1:53.779 (3)	85.17	0.391	13:03:46.969
5 -	***1:22.071***	31.415	1:53.486 (2)	85.39	0.098	13:05:40.455
6 -	1:22.079	31.309	***1:53.388 (1)***	***85.47***		***13:07:33.843***

P10 379 600 Jack Crowley MASON — Triumph DAYTONA 675 R -

IDEAL LAP TIME : 1:55.062 BEST LAP TIME : 1:55.062 DIFFERENCE : 0.000

LAP	SECTOR 1	SECTOR 2	LAP TIME	MPH	DIFF	TIME OF DAY
1 -	1:31.071	32.400	2:03.471	78.49	8.409	12:58:10.732
2 -	1:25.324	31.903	1:57.227	82.67	2.165	13:00:07.959
3 -	1:24.146	32.536	1:56.682	83.05	1.620	13:02:04.641
4 -	1:23.982	31.891	1:55.873 (2)	83.63	0.811	13:04:00.514
5 -	***1:23.476***	***31.586***	***1:55.062 (1)***	***84.22***		***13:05:55.576***
6 -	1:24.437	31.811	1:56.248 (3)	83.36	1.186	13:07:51.824

P11 916 600 Adam FREWIN — Yamaha R6 - Daniel Parker Motorsport mindset coach

IDEAL LAP TIME : 1:53.514 BEST LAP TIME : 1:56.212 DIFFERENCE : 2.698

LAP	SECTOR 1	SECTOR 2	LAP TIME	MPH	DIFF	TIME OF DAY
1 -	1:29.176	33.136	2:02.312 (3)	79.23	6.100	12:58:12.008
2 -	1:24.239	31.973	***1:56.212 (1)***	***83.39***		***13:00:08.220***
3 -	1:24.738	***31.478***	1:56.216 (2)	83.39	0.004	13:02:04.436

P12 830 1000 Daniel HOLT — Aprilia RSV4 1100 FACTORY - Set builds southern ltd

IDEAL LAP TIME : 1:58.176 BEST LAP TIME : 1:58.176 DIFFERENCE : 0.000

LAP	SECTOR 1	SECTOR 2	LAP TIME	MPH	DIFF	TIME OF DAY
1 -	***1:27.011***	***31.165***	***1:58.176 (1)***	***82.00***		***12:58:03.169***

Weather / Track : Sunny / Dry

Oulton Park International: 2.6920 miles
Date: 04/04/2025 Start: 12:55 Finish: 13:06

BMCRC-MRO Championships 2025 - Rnd 2 @ Oulton Park Int

L&W BMCRC Rookie 600 & 1000

QUALIFYING 2 - SECTOR ANALYSIS

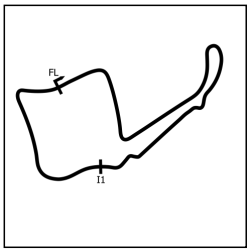

SECTOR 1 = FL to I1, SECTOR 2 = I1 to FL, DIFF = Difference To Personal Best Lap, P = Crossed Finish Line in Pit Lane, D = Time Disallowed

P13 13 600 Matthew BENTON Honda CBR600RR - Air Engineering Group

IDEAL LAP TIME : 1:59.377 BEST LAP TIME : 1:59.377 DIFFERENCE : 0.000

LAP	SECTOR 1	SECTOR 2	LAP TIME	MPH	DIFF	TIME OF DAY
1 -	1:31.314	33.341	2:04.655	77.74	5.278	12:58:12.918
2 -	1:29.659	33.857	2:03.516	78.46	4.139	13:00:16.434
3 -	1:28.174	32.399	2:00.573 **(3)**	80.37	1.196	13:02:17.007
4 -	1:27.484	32.543	2:00.027 **(2)**	80.74	0.650	13:04:17.034
5 -	***1:27.100***	***32.277***	***1:59.377 (1)***	***81.18***		***13:06:16.411***

P14 202 1000 Kelvin BOSWELL Kawasaki ZX10R -

IDEAL LAP TIME : 1:59.583 BEST LAP TIME : 1:59.827 DIFFERENCE : 0.244

LAP	SECTOR 1	SECTOR 2	LAP TIME	MPH	DIFF	TIME OF DAY
1 -	1:30.891	33.190	2:04.081	78.10	4.254	12:58:11.922
2 -	1:29.280	***32.486***	2:01.766	79.58	1.939	13:00:13.688
3 -	1:27.235	32.592	***1:59.827 (1)***	***80.87***		***13:02:13.515***
4 -	***1:27.097***	33.107	2:00.204 **(2)**	80.62	0.377	13:04:13.719
5 -	1:27.530	32.716	2:00.246 **(3)**	80.59	0.419	13:06:13.965

P15 131 600 Nicholas KINGSTONE Suzuki GSXR600 -

IDEAL LAP TIME : 2:01.910 BEST LAP TIME : 2:02.665 DIFFERENCE : 0.755

LAP	SECTOR 1	SECTOR 2	LAP TIME	MPH	DIFF	TIME OF DAY
1 -	1:34.737	34.019	2:08.756	75.26	6.091	12:58:52.654
2 -	1:28.954	34.147	2:03.101 **(3)**	78.72	0.436	13:00:55.755
3 -	***1:28.503***	34.214	2:02.717 **(2)**	78.97	0.052	13:02:58.472
4 -	1:30.536	34.616	2:05.152	77.43	2.487	13:05:03.624
5 -	1:29.258	***33.407***	***2:02.665 (1)***	***79.00***		***13:07:06.289***

P16 28 1000 Mark RUSSELL Suzuki GSXR1000 - P&O Scaffolding

IDEAL LAP TIME : 2:03.909 BEST LAP TIME : 2:04.304 DIFFERENCE : 0.395

LAP	SECTOR 1	SECTOR 2	LAP TIME	MPH	DIFF	TIME OF DAY
1 -	1:31.598	***33.416***	2:05.014 **(3)**	77.52	0.710	12:58:11.543
2 -	***1:30.493***	33.811	***2:04.304 (1)***	***77.96***		***13:00:15.847***
3 -	1:31.224	33.466	2:04.690 **(2)**	77.72	0.386	13:02:20.537
4 -	1:32.879	37.875	2:10.754	74.11	6.450	13:04:31.291
5 -	1:34.034	34.410	2:08.444	75.45	4.140	13:06:39.735

P17 144 1000 Scott LEMON Yamaha R1 -

IDEAL LAP TIME : 2:01.444 BEST LAP TIME : 2:04.426 DIFFERENCE : 2.982

LAP	SECTOR 1	SECTOR 2	LAP TIME	MPH	DIFF	TIME OF DAY
1 -	1:31.836	***32.590***	***2:04.426 (1)***	***77.88***		***12:58:22.880***
2 -	***1:28.854***	IN PIT	2:10.207 **P**	74.42	5.781	13:00:33.087

P18 29 600 Sarah MACDONALD Suzuki GSXR 600 -

IDEAL LAP TIME : 2:05.109 BEST LAP TIME : 2:05.109 DIFFERENCE : 0.000

LAP	SECTOR 1	SECTOR 2	LAP TIME	MPH	DIFF	TIME OF DAY
1 -	1:36.838	35.390	2:12.228	73.29	7.119	12:59:06.318
2 -	1:33.045	35.230	2:08.275	75.55	3.166	13:01:14.593
3 -	1:31.308	34.212	2:05.520 **(2)**	77.20	0.411	13:03:20.113
4 -	1:32.398	34.174	2:06.572 **(3)**	76.56	1.463	13:05:26.685
5 -	***1:31.152***	***33.957***	***2:05.109 (1)***	***77.46***		***13:07:31.794***

Weather / Track : Sunny / Dry

Oulton Park International: 2.6920 miles
Date: 04/04/2025 Start: 12:55 Finish: 13:06

BMCRC-MRO Championships 2025 - Rnd 2 @ Oulton Park Int

L&W BMCRC Rookie 600 & 1000

QUALIFYING 2 - SECTOR ANALYSIS

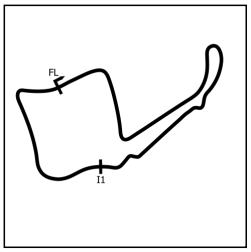

SECTOR 1 = FL to I1, SECTOR 2 = I1 to FL, DIFF = Difference To Personal Best Lap, P = Crossed Finish Line in Pit Lane, D = Time Disallowed

P19 49 600 Thomas GALLAGHER - TG Cad Services Ltd

IDEAL LAP TIME : 2:07.686 BEST LAP TIME : 2:08.628 DIFFERENCE : 0.942

LAP	SECTOR 1	SECTOR 2	LAP TIME	MPH	DIFF	TIME OF DAY
1 -	1:35.311	***34.772***	2:10.083	74.50	1.455	12:58:19.915
2 -	1:33.669	34.959	***2:08.628*** **(1)**	***75.34***		***13:00:28.543***
3 -	1:33.033	35.918	2:08.951 **(2)**	75.15	0.323	13:02:37.494
4 -	***1:32.914***	37.106	2:10.020	74.53	1.392	13:04:47.514
5 -	1:33.823	35.473	2:09.296 **(3)**	74.95	0.668	13:06:56.810

Weather / Track : Sunny / Dry

Oulton Park International: 2.6920 miles
Date: 04/04/2025 Start: 12:55 Finish: 13:06

BMCRC-MRO Championships 2025 - Rnd 2 @ Oulton Park Int

L&W BMCRC Rookie 600 & 1000

QUALIFYING 2 - BEST SECTORS

	SECTOR 1		SECTOR 2	
POS	NO	TIME	NO	TIME
1	573	1:19.465	10	29.763
2	50	1:20.006	317	29.912
3	317	1:20.317	50	30.096
4	10	1:20.358	999	30.330
5	110	1:20.740	110	30.543
6	26	1:21.112	26	30.573
7	60	1:21.911	573	30.646
8	916	1:22.036	60	31.127
9	21	1:22.071	21	31.145
10	999	1:22.076	830	31.165
11	379	1:23.476	916	31.478
12	830	1:27.011	379	31.586
13	202	1:27.097	13	32.277
14	13	1:27.100	202	32.486
15	131	1:28.503	144	32.590
16	144	1:28.854	131	33.407
17	28	1:30.493	28	33.416
18	29	1:31.152	29	33.957
19	49	1:32.914	49	34.772

IDEAL / BEST COMPARISON

POS	NO	NAME	IDEAL	BEST	DIFF
		PERFECT LAP	1:49.228		
1	50	CULWICK	1:50.102	1:50.102	0.000
2	573	KETTERINGHAM	1:50.111	1:50.420	0.309
3	10	AL-SHAWI	1:50.121	1:50.451	0.330
4	317	WILLIAMS	1:50.229	1:50.309	0.080
5	110	GOSLING	1:51.283	1:51.585	0.302
6	26	PRESTON	1:51.685	1:52.611	0.926
7	999	ALLEN	1:52.406	1:52.868	0.462
8	60	NEAL	1:53.038	1:53.038	0.000
9	21	BETTS	1:53.216	1:53.388	0.172
10	916	FREWIN	1:53.514	1:56.212	2.698
11	379	MASON	1:55.062	1:55.062	0.000
12	830	HOLT	1:58.176	1:58.176	0.000
13	13	BENTON	1:59.377	1:59.377	0.000
14	202	BOSWELL	1:59.583	1:59.827	0.244
15	144	LEMON	2:01.444	2:04.426	2.982
16	131	KINGSTONE	2:01.910	2:02.665	0.755
17	28	RUSSELL	2:03.909	2:04.304	0.395
18	29	MACDONALD	2:05.109	2:05.109	0.000
19	49	GALLAGHER	2:07.686	2:08.628	0.942

Weather / Track : Sunny / Dry

Oulton Park International: 2.6920 miles
Date: 04/04/2025 Start: 12:55 Finish: 13:06

Results can be found at www.tsl-timing.com

Printed - 13:08 Friday, 04 April 2025

BMCRC-MRO Championships 2025 - Rnd 2 @ Oulton Park Int

L&W BMCRC Rookie 600 & 1000

QUALIFYING 2 - STATISTICS

Competitors Started	19
Planned Start	2025-04-04 @ 13:00:00.000
Actual Start	2025-04-04 @ 12:55:58.051
Finish Time	2025-04-04 @ 13:06:00.493
Track Length	2.6920mi.
Total Laps	94
Total Distance Covered	253.0506mi.

Session Fastest Lap History

NO	CL	NAME	LAP TIME	TIME OF DAY	LAP	VEHICLE
830	1000	**Daniel HOLT**	**1:58.176**	12:58:03.192	1	Aprilia RSV4 1100 FACTORY
317	600	**Caleb WILLIAMS**	**1:57.412**	12:58:16.073	1	Suzuki GSXR
60	600	**Dean NEAL**	**1:54.970**	12:59:58.858	2	Kawasaki ZX6R 636
21	600	**Marc BETTS**	**1:54.603**	12:59:59.033	2	Yamaha R6
110	600	**Sean GOSLING**	**1:51.734**	12:59:59.954	2	Yamaha R6
10	600	**Anmar AL-SHAWI**	**1:50.769**	13:02:03.880	3	Triumph 765 STREET TRIPLE
317	600	**Caleb WILLIAMS**	**1:50.702**	13:03:53.994	4	Suzuki GSXR
10	600	**Anmar AL-SHAWI**	**1:50.673**	13:03:54.553	4	Triumph 765 STREET TRIPLE
573	600	**Cian KETTERINGHAM**	**1:50.420**	13:03:58.920	4	Suzuki GSXR 6
317	600	**Caleb WILLIAMS**	**1:50.309**	13:05:44.302	5	Suzuki GSXR
50	600	**Edward CULWICK**	**1:50.102**	13:05:57.998	5	Honda CBR600RR

Flag History

TYPE	TIME OF DAY
GREEN	12:55:58.051
FINISH	13:06:00.493

Flag Statistics

TYPE	COUNT	TOTAL LAPS	TOTAL TIME
Green	1	6	12:15.895
Red	0	0	0.000
Safety Car	0	0	0.000
FCY	0	0	0.000

Weather / Track : Sunny / Dry

Oulton Park International: 2.6920 miles
Date: 04/04/2025 Start: 12:55 Finish: 13:06

BMCRC-MRO Championships 2025 - Rnd 2 @ Oulton Park Int

L&W BMCRC Rookie 600 & 1000

QUALIFYING 2 - STATISTICS

CLASS : 1000

4 Starters

Fastest Lap History

NO	NAME	LAP TIME	TIME OF DAY	LAP	VEHICLE
830	**Daniel HOLT**	**1:58.176**	12:58:03.192	1	Aprilia RSV4 1100 FACTORY

Weather / Track : Sunny / Dry

Oulton Park International: 2.6920 miles
Date: 04/04/2025 Start: 12:55 Finish: 13:06

BMCRC-MRO Championships 2025 - Rnd 2 @ Oulton Park Int

L&W BMCRC Rookie 600 & 1000

QUALIFYING 2 - STATISTICS

CLASS : 600

15 Starters

Fastest Lap History

NO	NAME	LAP TIME	TIME OF DAY	LAP	VEHICLE
60	**Dean NEAL**	**1:59.982**	12:58:03.888	1	Kawasaki ZX6R 636
21	**Marc BETTS**	**1:59.902**	12:58:04.430	1	Yamaha R6
110	**Sean GOSLING**	**1:59.686**	12:58:08.221	1	Yamaha R6
317	**Caleb WILLIAMS**	**1:57.412**	12:58:16.073	1	Suzuki GSXR
60	**Dean NEAL**	**1:54.970**	12:59:58.858	2	Kawasaki ZX6R 636
21	**Marc BETTS**	**1:54.603**	12:59:59.033	2	Yamaha R6
110	**Sean GOSLING**	**1:51.734**	12:59:59.954	2	Yamaha R6
10	**Anmar AL-SHAWI**	**1:50.769**	13:02:03.880	3	Triumph 765 STREET TRIPLE RS
317	**Caleb WILLIAMS**	**1:50.702**	13:03:53.994	4	Suzuki GSXR
10	**Anmar AL-SHAWI**	**1:50.673**	13:03:54.553	4	Triumph 765 STREET TRIPLE RS
573	**Cian KETTERINGHAM**	**1:50.420**	13:03:58.920	4	Suzuki GSXR 6
317	**Caleb WILLIAMS**	**1:50.309**	13:05:44.302	5	Suzuki GSXR
50	**Edward CULWICK**	**1:50.102**	13:05:57.998	5	Honda CBR600RR

Weather / Track : Sunny / Dry

Oulton Park International: 2.6920 miles
Date: 04/04/2025 Start: 12:55 Finish: 13:06

BMCRC-MRO Championships 2025 - Rnd 2 @ Oulton Park Int

L&W BMCRC Rookie 600 & 1000

QUALIFYING - COMBINED CLASSIFICATION

POS	NO	CL	PIC	NAME	ENTRY	FIRST TIME	FIRST LAPS	SECOND TIME	SECOND LAPS	GAP	DIFF
1	**15**	1000	1	**Tommy JONES**	Kawasaki ZX10R -	**1:48.645**	5		0		
2	**50**	600	1	**Edward CULWICK**	Honda CBR600RR - Geoffrey Culwick Limited	1:50.560	5	**1:50.102**	6	**1.457**	1.457
3	**190**	1000	2	**Keiran WYNN**	Kawasaki ZX10R -	**1:50.155**	4		0	**1.510**	0.053
4	**317**	600	2	**Caleb WILLIAMS**	Suzuki GSXR -	1:51.959	4	**1:50.309**	6	**1.664**	0.154
5	**573**	600	3	**Cian KETTERINGHAM**	Suzuki GSXR 6 -	1:53.960	4	**1:50.420**	5	**1.775**	0.111
6	**10**	600	4	**Anmar AL-SHAWI**	Triumph 765 STREET TRIPLE RS -	1:51.791	5	**1:50.451**	6	**1.806**	0.031
7	**27**	600	5	**Stephen ROBERTS**	Kawasaki ZX6R - Csr engineering	**1:50.814**	4		0	**2.169**	0.363
8	**26**	600	6	**Daniel PRESTON**	Triumph 675R -	**1:51.464**	4	1:52.611	5	**2.819**	0.650
9	**110**	600	7	**Sean GOSLING**	Yamaha R6 - DMG Construction	1:52.396	4	**1:51.585**	6	**2.940**	0.121
10	**999**	600	8	**Jack ALLEN**	Honda CBR600 RR -	1:53.953	4	**1:52.868**	6	**4.223**	1.283
11	**60**	600	9	**Dean NEAL**	Kawasaki ZX6R 636 - Acute Civil Engineering Ltd	1:56.018	4	**1:53.038**	6	**4.393**	0.170
12	**21**	600	10	**Marc BETTS**	Yamaha R6 -	1:55.369	4	**1:53.388**	6	**4.743**	0.350
13	**830**	1000	3	**Daniel HOLT**	Aprilia RSV4 1100 FACTORY - Set builds southern ltd	**1:53.522**	4	1:58.176	1	**4.877**	0.134
14	**379**	600	11	**Jack Crowley MASON**	Triumph DAYTONA 675 R -	1:58.952	4	**1:55.062**	6	**6.417**	1.540
15	**916**	600	12	**Adam FREWIN**	Yamaha R6 - Daniel Parker Motorsport mindset coach	**1:55.942**	4	1:56.212	3	**7.297**	0.880
16	**397**	1000	4	**Kevin CLINKSCALES**	Suzuki K3 GSXR 1000 - Home Heating & Lincolnshire g	**1:57.357**	4		0	**8.712**	1.415
17	**203**	600	13	**Thomas WOOD**	Triumph 765 -	**1:57.368**	3		0	**8.723**	0.011
18	**16**	600	14	**Andrew CROSSMAN**	Yamaha R6 - Crossman Contracting Ltd	**1:57.512**	3		0	**8.867**	0.144
19	**202**	1000	5	**Kelvin BOSWELL**	Kawasaki ZX10R -	**1:59.136**	4	1:59.827	5	**10.491**	1.623
20	**13**	600	15	**Matthew BENTON**	Honda CBR600RR - Air Engineering Group	2:00.028	4	**1:59.377**	5	**10.732**	0.241
21	**144**	1000	6	**Scott LEMON**	Yamaha R1 -	**2:01.615**	3	2:04.426	2	**12.970**	2.238
22	**131**	600	16	**Nicholas KINGSTONE**	Suzuki GSXR600 -	2:05.546	4	**2:02.665**	5	**14.020**	1.050
23	**28**	1000	7	**Mark RUSSELL**	Suzuki GSXR1000 - P&O Scaffolding	2:04.641	4	**2:04.304**	5	**15.659**	1.639
24	**29**	600	17	**Sarah MACDONALD**	Suzuki GSXR 600 -	2:07.166	4	**2:05.109**	5	**16.464**	0.805
25	**270**	600	18	**Josh LIU**	Kawasaki ZX6R - Island Tyres and Autocare	**2:05.356**	4		0	**16.711**	0.247
26	**49**	600	19	**Thomas GALLAGHER**	- TG Cad Services Ltd	2:11.943	4	**2:08.628**	5	**19.983**	3.272
27	**59**	600	20	**Michael WELLINGTON**	Triumph STREET TRIPLE 765RS - CockRocket Racing	**2:12.734**	4		0	**24.089**	4.106

*** No. 16 & 203 - Please fit a working transponder**

Weather / Track : Sunny / Dry

These results are provisional until the conclusion of any judicial and technical matters.

Oulton Park International: 2.6920 miles

Clerk Of Course:	Timekeeper: Craig Smith	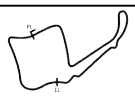

Results can be found at www.tsl-timing.com

Printed - 13:10 Friday, 04 April 2025

BMCRC-MRO Championships 2025 - Rnd 2 @ Oulton Park Int

L&W BMCRC Rookie 600 & 1000

RACE 10 - GRID - AMENDED (8 Laps)

ROW 11				32	59	Michael WELLINGTON (2:12.734)	31	49 Thomas GALLAGHER (2:08.628)
ROW 10	30	270 Josh LIU (2:05.356)		29	29	Sarah MACDONALD (2:05.109)	28	131 Nicholas KINGSTONE (2:02.665)
ROW 9	27	13 Matthew BENTON (1:59.377)		26	16	Andrew CROSSMAN (1:57.512)	25	203 Thomas WOOD (1:57.368)
ROW 8	24	916 Adam FREWIN (1:55.942)		23	379	Jack Crowley MASON (1:55.062)	22	21 Marc BETTS (1:53.388)
ROW 7	21	60 Dean NEAL (1:53.038)		20	999	Jack ALLEN (1:52.868)	19	110 Sean GOSLING (1:51.585)
ROW 6	18	26 Daniel PRESTON (1:51.464)		17	27	Stephen ROBERTS (1:50.814)	16	10 Anmar AL-SHAWI (1:50.451)
ROW 5	15	573 Cian KETTERINGHAM (1:50.420)		14	317	Caleb WILLIAMS (1:50.309)	13	50 Edward CULWICK (1:50.102)
ROW 4	12			11			10	
ROW 3	9			8			7	28 Mark RUSSELL (2:04.304)
ROW 2	6	144 Scott LEMON (2:01.615)		5	202	Kelvin BOSWELL (1:59.136)	4	397 Kevin CLINKSCALES (1:57.357)
ROW 1	3	830 Daniel HOLT (1:53.522)		2	190	Keiran WYNN (1:50.155)	1	15 Tommy JONES (1:48.645) Pole

These results are provisional until the conclusion of any judicial and technical matters.

Oulton Park International: 2.6920 miles

Clerk Of Course:	Timekeeper: Craig Smith	

Results can be found at www.tsl-timing.com

Printed - 13:53 Friday, 04 April 2025

BMCRC-MRO Championships 2025 - Rnd 2 @ Oulton Park Int

L&W BMCRC Rookie 600 & 1000

RACE 10 - CLASSIFICATION

Race Distance: 5 Laps / 13.46 miles

POS	NO	CL	PIC	NAME	ENTRY	LAPS	TIME	GAP	DIFF	MPH	BEST	ON	GRD	↑↓
1	190	1000	1	Keiran WYNN	Kawasaki ZX10R -	5	9:38.737			83.72	1:53.261	5	2	1
2	27	600	1	Stephen ROBERTS	Kawasaki ZX6R - Csr engineering	5	9:39.301	0.564	0.564	83.64	1:49.913	5	12	10
3	110	600	2	Sean GOSLING	Yamaha R6 - DMG Construction	5	9:41.011	2.274	1.710	83.40	1:49.796	5	14	11
4	10	600	3	Anmar AL-SHAWI	Triumph 765 STREET TRIPLE RS -	5	9:41.219	2.482	0.208	83.37	1:49.774	5	11	7
5	26	600	4	Daniel PRESTON	Triumph 675R -	5	9:41.604	2.867	0.385	83.31	1:49.410	5	13	8
6	50	600	5	Edward CULWICK	Honda CBR600RR - Geoffrey Culwick Limited	5	9:48.708	9.971	7.104	82.30	1:51.767	3	8	2
7	397	1000	2	Kevin CLINKSCALES	Suzuki K3 GSXR 1000 - Home Heating & Lincolnshire gas ti	5	9:49.157	10.420	0.449	82.24	1:56.549	3	4	-3
8	999	600	6	Jack ALLEN	Honda CBR600 RR -	5	9:52.061	13.324	2.904	81.84	1:52.869	5	15	7
9	202	1000	3	Kelvin BOSWELL	Kawasaki ZX10R -	5	9:57.330	18.593	5.269	81.12	1:56.616	5	5	-4
10	830	1000	4	Daniel HOLT	Aprilia RSV4 1100 FACTORY - Set builds southern ltd	5	9:57.685	18.948	0.355	81.07	1:57.223	5	3	-7
11	379	600	7	Jack Crowley MASON	Triumph DAYTONA 675 R -	5	10:03.511	24.774	5.826	80.29	1:54.634	5	18	7
12	916	600	8	Adam FREWIN	Yamaha R6 - Daniel Parker Motorsport mindset coach	5	10:09.224	30.487	5.713	79.53	1:56.012	4	19	7
13	28	1000	5	Mark RUSSELL	Suzuki GSXR1000 - P&O Scaffolding	4	8:19.532	1 Lap	1 Lap	77.60	2:02.706	3	7	-6
14	13	600	9	Matthew BENTON	Honda CBR600RR - Air Engineering Group	4	8:22.995	1 Lap	3.463	77.06	1:58.321	3	22	8
15	60	600	10	Dean NEAL	Kawasaki ZX6R 636 - Acute Civil Engineering Ltd	4	8:25.443	1 Lap	2.448	76.69	2:00.622	4	16	1
16	203	600	11	Thomas WOOD	Triumph 765 -	4	8:30.612	1 Lap	5.169	75.91	1:57.601	4	20	4
17	16	600	12	Andrew CROSSMAN	Yamaha R6 - Crossman Contracting Ltd	4	8:37.350	1 Lap	6.738	74.93	1:58.749	4	21	4
18	49	600	13	Thomas GALLAGHER	- TG Cad Services Ltd	4	8:44.565	1 Lap	7.215	73.89	2:04.420	3	26	8
19	131	600	14	Nicholas KINGSTONE	Suzuki GSXR600 -	4	8:44.800	1 Lap	0.235	73.86	2:05.155	4	23	4
20	59	600	15	Michael WELLINGTON	Triumph STREET TRIPLE 765RS - CockRocket Racing	4	9:32.194	1 Lap	47.394	67.74	2:15.078	3	27	7

NOT CLASSIFIED

DNF	21	600		Marc BETTS	Yamaha R6 -	5	9:57.214	18.477	0.000	81.13	1:53.392	3	17	
DNF	29	600		Sarah MACDONALD	Suzuki GSXR 600 -	4	8:44.901	1 Lap	1 Lap	73.85	2:03.717	3	24	
DNF	15	1000		Tommy JONES	Kawasaki ZX10R -	1	2:02.116	4 Laps	3 Laps	79.36			1	
DNF	573*	600		Cian KETTERINGHAM	Suzuki GSXR 6 -	0							10	

FASTEST LAP

26	600	Daniel PRESTON	Triumph 675R -	5	1:49.410	88.57 mph	142.55 kph
190	1000	Keiran WYNN	Kawasaki ZX10R -	5	1:53.261	85.56 mph	137.70 kph

#573 - 10 Second Jump Start Penalty
Class 1000 - 92.5% of Race Speed = 77.44 mph
Class 600 - 92.5% of Race Speed = 77.36 mph

Red Flag (end of session): 09:05

Weather / Track : Sunny / Dry
These results are provisional until the conclusion of any judicial and technical matters.

Date: 05/04/2025 Start: 08:54 Finish: 09:03
Oulton Park International: 2.6920 miles

Clerk Of Course:	Timekeeper: Craig Smith	

Results can be found at www.tsl-timing.com

Printed - 09:15 Saturday, 05 April 2025

BMCRC-MRO Championships 2025 - Rnd 2 @ Oulton Park Int

L&W BMCRC Rookie 600 & 1000

RACE 10 - LAP CHART

LAP 1		@ 08:57:00.438
NO	BEHIND	LAP TIME
397		2:01.916
15	0.200	2:02.116
190	0.268	2:02.184
830	1.608	2:03.524
202	2.322	2:04.238
28	6.855	2:08.771
10	12.135	2:14.051
110	12.244	2:14.160
27	14.136	2:16.052
50	15.238	2:17.154
999	15.644	2:17.560
26	15.736	2:17.652
21	16.155	2:18.071
916	18.309	2:20.225
379	18.811	2:20.727
60	20.868	2:22.784
13	21.776	2:23.692
131	26.344	2:28.260
49	28.686	2:30.602
16	29.221	2:31.137
29	29.711	2:31.627
203	29.785	2:31.701
59	40.162	2:42.078

LAP 2		@ 08:58:55.112
NO	BEHIND	LAP TIME
190		1:54.406
397	1.898	1:56.572
830	5.802	1:58.868
202	6.199	1:58.551
27	10.475	1:51.013
10	10.781	1:53.320
110	11.033	1:53.463
26	13.841	1:52.779
50	14.337	1:53.773
999	15.517	1:54.547
21	16.146	1:54.665
28	16.999	2:04.818
379	19.650	1:55.513
916	20.158	1:56.523
13	26.908	1:59.806
60	27.559	2:01.365
131	37.119	2:05.449
203	38.327	2:03.216
49	38.925	2:04.913
16	39.583	2:05.036
29	40.075	2:05.038
59	1:02.976	2:17.488

LAP 3		@ 09:00:49.298
NO	BEHIND	LAP TIME
190		1:54.186
397	4.261	1:56.549
27	7.598	1:51.309
10	9.647	1:53.052
110	9.727	1:52.880
202	10.846	1:58.833
26	11.049	1:51.394
830	11.575	1:59.959
50	11.918	1:51.767
999	14.610	1:53.279
21	15.352	1:53.392
379	22.817	1:57.353
916	24.495	1:58.523
28	25.519	2:02.706
13	31.043	1:58.321
60	34.045	2:00.672
203	42.235	1:58.094
16	47.825	2:02.428
131	48.869	2:05.936
49	49.159	2:04.420
29	49.606	2:03.717
59	1:23.868	2:15.078

LAP 4		@ 09:02:43.998
NO	BEHIND	LAP TIME
190		1:54.700
27	3.912	1:51.014
110	5.739	1:50.712
10	5.969	1:51.022
397	6.670	1:57.109
26	6.718	1:50.369
50	10.350	1:53.132
999	13.716	1:53.806
830	14.986	1:58.111
202	15.238	1:59.092
21	15.479	1:54.827
379	23.401	1:55.284
916	25.807	1:56.012
28	34.056	2:03.237
13	37.519	2:01.176
60	39.967	2:00.622
203	45.136	1:57.601
16	51.874	1:58.749
49	59.089	2:04.630
131	59.324	2:05.155
29	59.425	2:04.519
59	1:46.718	2:17.550

LAP 5		@ 09:04:37.259
NO	BEHIND	LAP TIME
190		1:53.261
27	0.564	1:49.913
110	2.274	1:49.796
10	2.482	1:49.774
26	2.867	1:49.410
50	9.971	1:52.882
397	10.420	1:57.011
999	13.324	1:52.869
21	18.477	1:56.259
202	18.593	1:56.616
830	18.948	1:57.223
379	24.774	1:54.634
916	30.487	1:57.941

Weather / Track : Sunny / Dry

Oulton Park International: 2.6920 miles
Date: 05/04/2025 Start: 08:54 Finish: 09:03

Results can be found at www.tsl-timing.com

Printed - 09:17 Saturday, 05 April 2025

BMCRC-MRO Championships 2025 - Rnd 2 @ Oulton Park Int

L&W BMCRC Rookie 600 & 1000

RACE 10 - POSITION CHART

		Lap	1	2	3	4	5
No	Name	Pos					
15	JONES	1	397	190	190	190	190
190	WYNN	2	15	397	397	27	27
830	HOLT	3	190	830	27	110	110
397	CLINKSCALES	4	830	202	10	10	10
202	BOSWELL	5	202	27	110	397	26
28	RUSSELL	6	28	10	202	26	50
50	CULWICK	7	10	110	26	50	397
573	KETTERINGHAM	8	110	26	830	999	999
10	AL-SHAWI	9	27	50	50	830	21
27	ROBERTS	10	50	999	999	202	202
26	PRESTON	11	999	21	21	21	830
110	GOSLING	12	26	28	379	379	379
999	ALLEN	13	21	379	916	916	916
60	NEAL	14	916	916	28	28	
21	BETTS	15	379	13	13	13	
379	MASON	16	60	60	60	60	
916	FREWIN	17	13	131	203	203	
203	WOOD	18	131	203	16	16	
16	CROSSMAN	19	49	49	131	49	
13	BENTON	20	16	16	49	131	
131	KINGSTONE	21	29	29	29	29	
29	MACDONALD	22	203	59	59	59	
49	GALLAGHER	23	59				
59	WELLINGTON	24					

Weather / Track : Sunny / Dry

Oulton Park International: 2.6920 miles
Date: 05/04/2025 Start: 08:54 Finish: 09:03

Results can be found at www.tsl-timing.com

Printed - 09:17 Saturday, 05 April 2025

BMCRC-MRO Championships 2025 - Rnd 2 @ Oulton Park Int

L&W BMCRC Rookie 600 & 1000

RACE 10 - SECTOR ANALYSIS

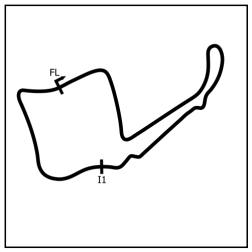

SECTOR 1 = FL to I1, SECTOR 2 = I1 to FL, DIFF = Difference To Personal Best Lap, P = Crossed Finish Line in Pit Lane, D = Time Disallowed

P1 190 1000 Keiran WYNN — Kawasaki ZX10R -

IDEAL LAP TIME : 1:53.261 BEST LAP TIME : 1:53.261 DIFFERENCE : 0.000

LAP	SECTOR 1	SECTOR 2	LAP TIME	MPH	DIFF	TIME OF DAY
1 -		31.127	2:02.184	79.31	8.923	08:57:00.706
2 -	1:23.543	30.863	1:54.406 (3)	84.70	1.145	08:58:55.112
3 -	1:23.222	30.964	1:54.186 (2)	84.87	0.925	09:00:49.298
4 -	1:23.875	30.825	1:54.700	84.49	1.439	09:02:43.998
5 -	***1:22.564***	***30.697***	***1:53.261 (1)***	***85.56***		***09:04:37.259***

P2 27 600 Stephen ROBERTS — Kawasaki ZX6R - Csr engineering

IDEAL LAP TIME : 1:49.539 BEST LAP TIME : 1:49.913 DIFFERENCE : 0.374

LAP	SECTOR 1	SECTOR 2	LAP TIME	MPH	DIFF	TIME OF DAY
1 -		30.665	2:16.052	71.23	26.139	08:57:14.574
2 -	1:20.742	***30.271***	1:51.013 (2)	87.29	1.100	08:59:05.587
3 -	1:20.996	30.313	1:51.309	87.06	1.396	09:00:56.896
4 -	1:20.267	30.747	1:51.014 (3)	87.29	1.101	09:02:47.910
5 -	***1:19.268***	30.645	***1:49.913 (1)***	***88.17***		***09:04:37.823***

P3 110 600 Sean GOSLING — Yamaha R6 - DMG Construction

IDEAL LAP TIME : 1:49.796 BEST LAP TIME : 1:49.796 DIFFERENCE : 0.000

LAP	SECTOR 1	SECTOR 2	LAP TIME	MPH	DIFF	TIME OF DAY
1 -		30.573	2:14.160	72.23	24.364	08:57:12.682
2 -	1:22.473	30.990	1:53.463	85.41	3.667	08:59:06.145
3 -	1:21.485	31.395	1:52.880 (3)	85.85	3.084	09:00:59.025
4 -	1:20.350	30.362	1:50.712 (2)	87.53	0.916	09:02:49.737
5 -	***1:19.662***	***30.134***	***1:49.796 (1)***	***88.26***		***09:04:39.533***

P4 10 600 Anmar AL-SHAWI — Triumph 765 STREET TRIPLE RS -

IDEAL LAP TIME : 1:49.774 BEST LAP TIME : 1:49.774 DIFFERENCE : 0.000

LAP	SECTOR 1	SECTOR 2	LAP TIME	MPH	DIFF	TIME OF DAY
1 -		30.159	2:14.051	72.29	24.277	08:57:12.573
2 -	1:23.054	30.266	1:53.320	85.52	3.546	08:59:05.893
3 -	1:21.843	31.209	1:53.052 (3)	85.72	3.278	09:00:58.945
4 -	1:21.062	29.960	1:51.022 (2)	87.29	1.248	09:02:49.967
5 -	***1:19.987***	***29.787***	***1:49.774 (1)***	***88.28***		***09:04:39.741***

P5 26 600 Daniel PRESTON — Triumph 675R -

IDEAL LAP TIME : 1:49.410 BEST LAP TIME : 1:49.410 DIFFERENCE : 0.000

LAP	SECTOR 1	SECTOR 2	LAP TIME	MPH	DIFF	TIME OF DAY
1 -		30.627	2:17.652	70.40	28.242	08:57:16.174
2 -	1:21.940	30.839	1:52.779	85.93	3.369	08:59:08.953
3 -	1:21.223	30.171	1:51.394 (3)	87.00	1.984	09:01:00.347
4 -	1:20.314	30.055	1:50.369 (2)	87.80	0.959	09:02:50.716
5 -	***1:19.519***	***29.891***	***1:49.410 (1)***	***88.57***		***09:04:40.126***

P6 50 600 Edward CULWICK — Honda CBR600RR - Geoffrey Culwick Limited

IDEAL LAP TIME : 1:51.531 BEST LAP TIME : 1:51.767 DIFFERENCE : 0.236

LAP	SECTOR 1	SECTOR 2	LAP TIME	MPH	DIFF	TIME OF DAY
1 -		30.632	2:17.154	70.65	25.387	08:57:15.676
2 -	1:22.224	31.549	1:53.773	85.18	2.006	08:59:09.449
3 -	***1:21.209***	30.558	***1:51.767 (1)***	***86.70***		***09:01:01.216***
4 -	1:22.810	***30.322***	1:53.132 (3)	85.66	1.365	09:02:54.348
5 -	1:21.458	31.424	1:52.882 (2)	85.85	1.115	09:04:47.230

Weather / Track : Sunny / Dry

Oulton Park International: 2.6920 miles
Date: 05/04/2025 Start: 08:54 Finish: 09:03

BMCRC-MRO Championships 2025 - Rnd 2 @ Oulton Park Int

L&W BMCRC Rookie 600 & 1000

RACE 10 - SECTOR ANALYSIS

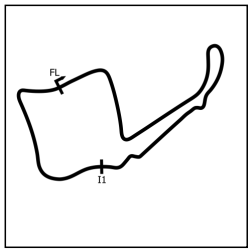

SECTOR 1 = FL to I1, SECTOR 2 = I1 to FL, DIFF = Difference To Personal Best Lap, P = Crossed Finish Line in Pit Lane, D = Time Disallowed

P7 397 1000 Kevin CLINKSCALES — Suzuki K3 GSXR 1000 - Home Heating & Lincolnshire gas trainii

IDEAL LAP TIME : 1:56.384 BEST LAP TIME : 1:56.549 DIFFERENCE : 0.165

LAP	SECTOR 1	SECTOR 2	LAP TIME	MPH	DIFF	TIME OF DAY
1 -		32.106	2:01.916	79.49	5.367	08:57:00.438
2 -	***1:24.303***	32.269	1:56.572 **(2)**	83.13	0.023	08:58:57.010
3 -	1:24.318	32.231	***1:56.549*** **(1)**	***83.15***		***09:00:53.559***
4 -	1:24.608	32.501	1:57.109	82.75	0.560	09:02:50.668
5 -	1:24.930	***32.081***	1:57.011 **(3)**	82.82	0.462	09:04:47.679

P8 999 600 Jack ALLEN — Honda CBR600 RR -

IDEAL LAP TIME : 1:52.665 BEST LAP TIME : 1:52.869 DIFFERENCE : 0.204

LAP	SECTOR 1	SECTOR 2	LAP TIME	MPH	DIFF	TIME OF DAY
1 -		30.688	2:17.560	70.45	24.691	08:57:16.082
2 -	1:23.666	30.881	1:54.547	84.60	1.678	08:59:10.629
3 -	1:22.753	30.526	1:53.279 **(2)**	85.55	0.410	09:01:03.908
4 -	1:23.290	***30.516***	1:53.806 **(3)**	85.15	0.937	09:02:57.714
5 -	***1:22.149***	30.720	***1:52.869*** **(1)**	***85.86***		***09:04:50.583***

P9 202 1000 Kelvin BOSWELL — Kawasaki ZX10R -

IDEAL LAP TIME : 1:56.606 BEST LAP TIME : 1:56.616 DIFFERENCE : 0.010

LAP	SECTOR 1	SECTOR 2	LAP TIME	MPH	DIFF	TIME OF DAY
1 -		***31.695***	2:04.238	78.00	7.622	08:57:02.760
2 -	1:26.578	31.973	1:58.551 **(2)**	81.74	1.935	08:59:01.311
3 -	1:26.182	32.651	1:58.833 **(3)**	81.55	2.217	09:01:00.144
4 -	1:27.285	31.807	1:59.092	81.37	2.476	09:02:59.236
5 -	***1:24.911***	31.705	***1:56.616*** **(1)**	***83.10***		***09:04:55.852***

P10 830 1000 Daniel HOLT — Aprilia RSV4 1100 FACTORY - Set builds southern ltd

IDEAL LAP TIME : 1:56.533 BEST LAP TIME : 1:57.223 DIFFERENCE : 0.690

LAP	SECTOR 1	SECTOR 2	LAP TIME	MPH	DIFF	TIME OF DAY
1 -		31.421	2:03.524	78.45	6.301	08:57:02.046
2 -	1:26.814	32.054	1:58.868 **(3)**	81.52	1.645	08:59:00.914
3 -	1:27.963	31.996	1:59.959	80.78	2.736	09:01:00.873
4 -	1:27.024	***31.087***	1:58.111 **(2)**	82.05	0.888	09:02:58.984
5 -	***1:25.446***	31.777	***1:57.223*** **(1)**	***82.67***		***09:04:56.207***

P11 379 600 Jack Crowley MASON — Triumph DAYTONA 675 R -

IDEAL LAP TIME : 1:54.634 BEST LAP TIME : 1:54.634 DIFFERENCE : 0.000

LAP	SECTOR 1	SECTOR 2	LAP TIME	MPH	DIFF	TIME OF DAY
1 -		31.612	2:20.727	68.86	26.093	08:57:19.249
2 -	1:23.847	31.666	1:55.513 **(3)**	83.89	0.879	08:59:14.762
3 -	1:25.496	31.857	1:57.353	82.58	2.719	09:01:12.115
4 -	1:23.492	31.792	1:55.284 **(2)**	84.06	0.650	09:03:07.399
5 -	***1:23.051***	***31.583***	***1:54.634*** **(1)**	***84.54***		***09:05:02.033***

P12 916 600 Adam FREWIN — Yamaha R6 - Daniel Parker Motorsport mindset coach

IDEAL LAP TIME : 1:55.755 BEST LAP TIME : 1:56.012 DIFFERENCE : 0.257

LAP	SECTOR 1	SECTOR 2	LAP TIME	MPH	DIFF	TIME OF DAY
1 -		***31.331***	2:20.225	69.11	24.213	08:57:18.747
2 -	1:25.025	31.498	1:56.523 **(2)**	83.17	0.511	08:59:15.270
3 -	1:26.674	31.849	1:58.523	81.76	2.511	09:01:13.793
4 -	***1:24.424***	31.588	***1:56.012*** **(1)**	***83.53***		***09:03:09.805***
5 -	1:25.922	32.019	1:57.941 **(3)**	82.17	1.929	09:05:07.746

Weather / Track : Sunny / Dry

Oulton Park International: 2.6920 miles
Date: 05/04/2025 Start: 08:54 Finish: 09:03

BMCRC-MRO Championships 2025 - Rnd 2 @ Oulton Park Int

L&W BMCRC Rookie 600 & 1000

RACE 10 - SECTOR ANALYSIS

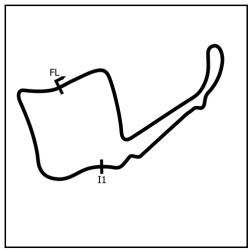

SECTOR 1 = FL to I1, SECTOR 2 = I1 to FL, DIFF = Difference To Personal Best Lap, P = Crossed Finish Line in Pit Lane, D = Time Disallowed

P13 28 1000 Mark RUSSELL — Suzuki GSXR1000 - P&O Scaffolding

IDEAL LAP TIME : 2:02.088 BEST LAP TIME : 2:02.706 DIFFERENCE : 0.618

LAP	SECTOR 1	SECTOR 2	LAP TIME	MPH	DIFF	TIME OF DAY
1 -		34.364	2:08.771	75.25	6.065	08:57:07.293
2 -	1:30.200	34.618	2:04.818 (3)	77.64	2.112	08:59:12.111
3 -	***1:29.488***	33.218	***2:02.706 (1)***	***78.97***		***09:01:14.817***
4 -	1:30.637	***32.600***	2:03.237 (2)	78.63	0.531	09:03:18.054

P14 13 600 Matthew BENTON — Honda CBR600RR - Air Engineering Group

IDEAL LAP TIME : 1:57.779 BEST LAP TIME : 1:58.321 DIFFERENCE : 0.542

LAP	SECTOR 1	SECTOR 2	LAP TIME	MPH	DIFF	TIME OF DAY
1 -		***31.801***	2:23.692	67.44	25.371	08:57:22.214
2 -	1:27.105	32.701	1:59.806 (2)	80.89	1.485	08:59:22.020
3 -	***1:25.978***	32.343	***1:58.321 (1)***	***81.90***		***09:01:20.341***
4 -	1:28.426	32.750	2:01.176 (3)	79.97	2.855	09:03:21.517

P15 60 600 Dean NEAL — Kawasaki ZX6R 636 - Acute Civil Engineering Ltd

IDEAL LAP TIME : 1:59.634 BEST LAP TIME : 2:00.622 DIFFERENCE : 0.988

LAP	SECTOR 1	SECTOR 2	LAP TIME	MPH	DIFF	TIME OF DAY
1 -		***32.210***	2:22.784	67.87	22.162	08:57:21.306
2 -	1:27.838	33.527	2:01.365 (3)	79.85	0.743	08:59:22.671
3 -	1:27.664	33.008	2:00.672 (2)	80.31	0.050	09:01:23.343
4 -	***1:27.424***	33.198	***2:00.622 (1)***	***80.34***		***09:03:23.965***

P16 203 600 Thomas WOOD — Triumph 765 -

IDEAL LAP TIME : 1:57.447 BEST LAP TIME : 1:57.601 DIFFERENCE : 0.154

LAP	SECTOR 1	SECTOR 2	LAP TIME	MPH	DIFF	TIME OF DAY
1 -		33.862	2:31.701	63.88	34.100	08:57:30.223
2 -	1:30.075	33.141	2:03.216 (3)	78.65	5.615	08:59:33.439
3 -	1:26.232	***31.862***	1:58.094 (2)	82.06	0.493	09:01:31.533
4 -	***1:25.585***	32.016	***1:57.601 (1)***	***82.40***		***09:03:29.134***

P17 16 600 Andrew CROSSMAN — Yamaha R6 - Crossman Contracting Ltd

IDEAL LAP TIME : 1:58.749 BEST LAP TIME : 1:58.749 DIFFERENCE : 0.000

LAP	SECTOR 1	SECTOR 2	LAP TIME	MPH	DIFF	TIME OF DAY
1 -		33.526	2:31.137	64.12	32.388	08:57:29.659
2 -	1:31.013	34.023	2:05.036 (3)	77.50	6.287	08:59:34.695
3 -	1:29.130	33.298	2:02.428 (2)	79.15	3.679	09:01:37.123
4 -	***1:26.645***	***32.104***	***1:58.749 (1)***	***81.61***		***09:03:35.872***

P18 49 600 Thomas GALLAGHER — - TG Cad Services Ltd

IDEAL LAP TIME : 2:03.729 BEST LAP TIME : 2:04.420 DIFFERENCE : 0.691

LAP	SECTOR 1	SECTOR 2	LAP TIME	MPH	DIFF	TIME OF DAY
1 -		34.315	2:30.602	64.35	26.182	08:57:29.124
2 -	1:31.015	33.898	2:04.913 (3)	77.58	0.493	08:59:34.037
3 -	1:30.585	***33.835***	***2:04.420 (1)***	***77.89***		***09:01:38.457***
4 -	***1:29.894***	34.736	2:04.630 (2)	77.76	0.210	09:03:43.087

P19 131 600 Nicholas KINGSTONE — Suzuki GSXR600 -

IDEAL LAP TIME : 2:04.237 BEST LAP TIME : 2:05.155 DIFFERENCE : 0.918

LAP	SECTOR 1	SECTOR 2	LAP TIME	MPH	DIFF	TIME OF DAY
1 -		***33.522***	2:28.260	65.36	23.105	08:57:26.782
2 -	1:31.109	34.340	2:05.449 (2)	77.25	0.294	08:59:32.231
3 -	1:31.479	34.457	2:05.936 (3)	76.95	0.781	09:01:38.167
4 -	***1:30.715***	34.440	***2:05.155 (1)***	***77.43***		***09:03:43.322***

Weather / Track : Sunny / Dry

Oulton Park International: 2.6920 miles
Date: 05/04/2025 Start: 08:54 Finish: 09:03

BMCRC-MRO Championships 2025 - Rnd 2 @ Oulton Park Int

L&W BMCRC Rookie 600 & 1000

RACE 10 - SECTOR ANALYSIS

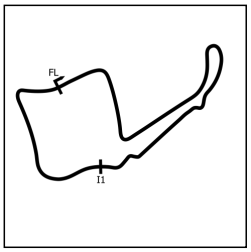

SECTOR 1 = FL to I1, SECTOR 2 = I1 to FL, DIFF = Difference To Personal Best Lap, P = Crossed Finish Line in Pit Lane, D = Time Disallowed

P20 59 600 Michael WELLINGTON Triumph STREET TRIPLE 765RS - CockRocket Racing

IDEAL LAP TIME : 2:15.078 BEST LAP TIME : 2:15.078 DIFFERENCE : 0.000

LAP	SECTOR 1	SECTOR 2	LAP TIME	MPH	DIFF	TIME OF DAY
1 -		36.814	2:42.078	59.79	27.000	08:57:40.600
2 -	1:39.854	37.634	2:17.488 **(2)**	70.48	2.410	08:59:58.088
3 -	***1:38.363***	***36.715***	***2:15.078 (1)***	***71.74***		***09:02:13.166***
4 -	1:39.589	37.961	2:17.550 **(3)**	70.45	2.472	09:04:30.716

P21 21 600 Marc BETTS Yamaha R6 -

IDEAL LAP TIME : 1:52.997 BEST LAP TIME : 1:53.392 DIFFERENCE : 0.395

LAP	SECTOR 1	SECTOR 2	LAP TIME	MPH	DIFF	TIME OF DAY
1 -		***30.781***	2:18.071	70.19	24.679	08:57:16.593
2 -	1:23.255	31.410	1:54.665 **(2)**	84.51	1.273	08:59:11.258
3 -	***1:22.216***	31.176	***1:53.392 (1)***	***85.46***		***09:01:04.650***
4 -	1:23.423	31.404	1:54.827 **(3)**	84.39	1.435	09:02:59.477
5 -	1:25.144	31.115	1:56.259	83.35	2.867	09:04:55.736

P22 29 600 Sarah MACDONALD Suzuki GSXR 600 -

IDEAL LAP TIME : 2:03.559 BEST LAP TIME : 2:03.717 DIFFERENCE : 0.158

LAP	SECTOR 1	SECTOR 2	LAP TIME	MPH	DIFF	TIME OF DAY
1 -		34.338	2:31.627	63.91	27.910	08:57:30.149
2 -	1:31.563	***33.475***	2:05.038 **(3)**	77.50	1.321	08:59:35.187
3 -	***1:30.084***	33.633	***2:03.717 (1)***	***78.33***		***09:01:38.904***
4 -	1:30.488	34.031	2:04.519 **(2)**	77.82	0.802	09:03:43.423

P23 15 1000 Tommy JONES Kawasaki ZX10R -

IDEAL LAP TIME : BEST LAP TIME : DIFFERENCE :

LAP	SECTOR 1	SECTOR 2	LAP TIME	MPH	DIFF	TIME OF DAY
1 -		***32.174***	2:02.116	79.36		08:57:00.638

BMCRC-MRO Championships 2025 - Rnd 2 @ Oulton Park Int

L&W BMCRC Rookie 600 & 1000

RACE 10 - BEST SECTORS

	SECTOR 1		SECTOR 2	
POS	NO	TIME	NO	TIME
1	27	1:19.268	10	29.787
2	26	1:19.519	26	29.891
3	110	1:19.662	110	30.134
4	10	1:19.987	27	30.271
5	50	1:21.209	50	30.322
6	999	1:22.149	999	30.516
7	21	1:22.216	190	30.697
8	190	1:22.564	21	30.781
9	379	1:23.051	830	31.087
10	397	1:24.303	916	31.331
11	916	1:24.424	379	31.583
12	202	1:24.911	202	31.695
13	830	1:25.446	13	31.801
14	203	1:25.585	203	31.862
15	13	1:25.978	397	32.081
16	16	1:26.645	16	32.104
17	60	1:27.424	15	32.174
18	28	1:29.488	60	32.210
19	49	1:29.894	28	32.600
20	29	1:30.084	29	33.475
21	131	1:30.715	131	33.522
22	59	1:38.363	49	33.835
23			59	36.715
24				

IDEAL / BEST COMPARISON

POS	NO	NAME	IDEAL	BEST	DIFF
		PERFECT LAP	1:49.055		
1	26	PRESTON	1:49.410	1:49.410	0.000
2	27	ROBERTS	1:49.539	1:49.913	0.374
3	10	AL-SHAWI	1:49.774	1:49.774	0.000
4	110	GOSLING	1:49.796	1:49.796	0.000
5	50	CULWICK	1:51.531	1:51.767	0.236
6	999	ALLEN	1:52.665	1:52.869	0.204
7	21	BETTS	1:52.997	1:53.392	0.395
8	190	WYNN	1:53.261	1:53.261	0.000
9	379	MASON	1:54.634	1:54.634	0.000
10	916	FREWIN	1:55.755	1:56.012	0.257
11	397	CLINKSCALES	1:56.384	1:56.549	0.165
12	830	HOLT	1:56.533	1:57.223	0.690
13	202	BOSWELL	1:56.606	1:56.616	0.010
14	203	WOOD	1:57.447	1:57.601	0.154
15	13	BENTON	1:57.779	1:58.321	0.542
16	16	CROSSMAN	1:58.749	1:58.749	0.000
17	60	NEAL	1:59.634	2:00.622	0.988
18	28	RUSSELL	2:02.088	2:02.706	0.618
19	29	MACDONALD	2:03.559	2:03.717	0.158
20	49	GALLAGHER	2:03.729	2:04.420	0.691
21	131	KINGSTONE	2:04.237	2:05.155	0.918
22	59	WELLINGTON	2:15.078	2:15.078	0.000
23	15	JONES			

Weather / Track : Sunny / Dry

Oulton Park International: 2.6920 miles
Date: 05/04/2025 Start: 08:54 Finish: 09:03

Results can be found at www.tsl-timing.com

Printed - 09:17 Saturday, 05 April 2025

BMCRC-MRO Championships 2025 - Rnd 2 @ Oulton Park Int

L&W BMCRC Rookie 600 & 1000

RACE 10 - STATISTICS

Competitors Started	24
Planned Start	2025-04-05 @ 08:50:00.000
Actual Start	2025-04-05 @ 08:54:58.521
Finish Time	2025-04-05 @ 09:03:18.053
Track Length	2.6920mi.
Total Laps	102
Total Distance Covered	274.5869mi.

Session Fastest Lap History

NO	CL	NAME	LAP TIME	TIME OF DAY	LAP	VEHICLE
190	1000	**Keiran WYNN**	**1:54.406**	08:58:55.129	2	Kawasaki ZX10R
27	600	**Stephen ROBERTS**	**1:51.013**	08:59:05.604	2	Kawasaki ZX6R
110	600	**Sean GOSLING**	**1:50.712**	09:02:49.744	4	Yamaha R6
26	600	**Daniel PRESTON**	**1:50.369**	09:02:50.716	4	Triumph 675R
27	600	**Stephen ROBERTS**	**1:49.913**	09:04:37.840	5	Kawasaki ZX6R
110	600	**Sean GOSLING**	**1:49.796**	09:04:39.540	5	Yamaha R6
10	600	**Anmar AL-SHAWI**	**1:49.774**	09:04:39.757	5	Triumph 765 STREET TRIPLE
26	600	**Daniel PRESTON**	**1:49.410**	09:04:40.138	5	Triumph 675R

Session Leader History

NO	CL	NAME	FROM LAP	LAPS LED	DISTANCE	VEHICLE
397	1000	**Kevin CLINKSCALES**	1	1	2.69 miles	Suzuki K3 GSXR 1000
190	1000	**Keiran WYNN**	2	4	10.76 miles	Kawasaki ZX10R

Flag History

TYPE	TIME OF DAY
GREEN	08:54:58.521
FINISH	09:03:18.053

Flag Statistics

TYPE	COUNT	TOTAL LAPS	TOTAL TIME
Green	1	5	10:54.865
Red	0	0	0.000
Safety Car	0	0	0.000
FCY	0	0	0.000

Weather / Track : Sunny / Dry

Oulton Park International: 2.6920 miles
Date: 05/04/2025 Start: 08:54 Finish: 09:03

BMCRC-MRO Championships 2025 - Rnd 2 @ Oulton Park Int

L&W BMCRC Rookie 600 & 1000

RACE 10 - STATISTICS

CLASS : 1000

6 Starters

Fastest Lap History

NO	NAME	LAP TIME	TIME OF DAY	LAP	VEHICLE
190	**Keiran WYNN**	**1:54.406**	08:58:55.129	2	Kawasaki ZX10R
190	**Keiran WYNN**	**1:54.186**	09:00:49.315	3	Kawasaki ZX10R
190	**Keiran WYNN**	**1:53.261**	09:04:37.275	5	Kawasaki ZX10R

Leader History

NO	NAME	FROM LAP	LAPS LED	DISTANCE	VEHICLE
397	**Kevin CLINKSCALES**	1	1	2.69 miles	Suzuki K3 GSXR 1000
190	**Keiran WYNN**	2	4	10.76 miles	Kawasaki ZX10R

Weather / Track : Sunny / Dry

Oulton Park International: 2.6920 miles
Date: 05/04/2025 Start: 08:54 Finish: 09:03

BMCRC-MRO Championships 2025 - Rnd 2 @ Oulton Park Int

L&W BMCRC Rookie 600 & 1000

RACE 10 - STATISTICS

CLASS : 600

18 Starters

Fastest Lap History

NO	NAME	LAP TIME	TIME OF DAY	LAP	VEHICLE
27	**Stephen ROBERTS**	**1:51.013**	08:59:05.604	2	Kawasaki ZX6R
110	**Sean GOSLING**	**1:50.712**	09:02:49.744	4	Yamaha R6
26	**Daniel PRESTON**	**1:50.369**	09:02:50.716	4	Triumph 675R
27	**Stephen ROBERTS**	**1:49.913**	09:04:37.840	5	Kawasaki ZX6R
110	**Sean GOSLING**	**1:49.796**	09:04:39.540	5	Yamaha R6
10	**Anmar AL-SHAWI**	**1:49.774**	09:04:39.757	5	Triumph 765 STREET TRIPLE RS
26	**Daniel PRESTON**	**1:49.410**	09:04:40.138	5	Triumph 675R

Leader History

NO	NAME	FROM LAP	LAPS LED	DISTANCE	VEHICLE
10	**Anmar AL-SHAWI**	1	1	2.69 miles	Triumph 765 STREET TRIPLE RS
27	**Stephen ROBERTS**	2	4	10.76 miles	Kawasaki ZX6R

Weather / Track : Sunny / Dry

Oulton Park International: 2.6920 miles
Date: 05/04/2025 Start: 08:54 Finish: 09:03

BMCRC-MRO Championships 2025 - Rnd 2 @ Oulton Park Int

L&W BMCRC Rookie 600 & 1000

RACE 10 - GRID (10 Laps)

ROW 11		32 270 Josh LIU	31 317 Caleb WILLIAMS
ROW 10	30 59 Michael WELLINGTON 2:15.078	29 131 Nicholas KINGSTONE 2:05.155	28 49 Thomas GALLAGHER 2:04.420
ROW 9	27 29 Sarah MACDONALD 2:03.717	26 60 Dean NEAL 2:00.622	25 16 Andrew CROSSMAN 1:58.749
ROW 8	24 13 Matthew BENTON 1:58.321	23 203 Thomas WOOD 1:57.601	22 916 Adam FREWIN 1:56.012
ROW 7	21 573 Cian KETTERINGHAM	20 379 Jack Crowley MASON 1:54.634	19 21 Marc BETTS 1:53.392
ROW 6	18 999 Jack ALLEN 1:52.869	17 50 Edward CULWICK 1:51.767	16 27 Stephen ROBERTS 1:49.913
ROW 5	15 110 Sean GOSLING 1:49.796	14 10 Anmar AL-SHAWI 1:49.774	13 26 Daniel PRESTON 1:49.410
ROW 4	12	11	10
ROW 3	9	8	7 144 Scott LEMON
ROW 2	6 15 Tommy JONES	5 28 Mark RUSSELL 2:02.706	4 830 Daniel HOLT 1:57.223
ROW 1	3 202 Kelvin BOSWELL 1:56.616	2 397 Kevin CLINKSCALES 1:56.549	1 190 Keiran WYNN 1:53.261 Pole

These results are provisional until the conclusion of any judicial and technical matters.

Oulton Park International: 2.6920 miles

Clerk Of Course:	Timekeeper: Craig Smith	

Results can be found at www.tsl-timing.com

Printed - 09:20 Saturday, 05 April 2025

BMCRC-MRO Championships 2025 - Rnd 2 @ Oulton Park Int

L&W BMCRC Rookie 600 & 1000

RACE 10 - CLASSIFICATION

Race Distance: 10 Laps / 26.92 miles

POS	NO	CL	PIC	NAME	ENTRY	LAPS	TIME	GAP	DIFF	MPH	BEST	ON	GRD	↑↓
1	190	1000	1	Keiran WYNN	Kawasaki ZX10R -	10	18:15.351			88.47	1:47.441	9	1	0
2	15	1000	2	Tommy JONES	Kawasaki ZX10R -	10	18:23.735	8.384	8.384	87.80	1:48.152	2	6	4
3	110	600	1	Sean GOSLING	Yamaha R6 - DMG Construction	10	18:59.647	44.296	35.912	85.03	1:49.370	10	10	7
4	10	600	2	Anmar AL-SHAWI	Triumph 765 STREET TRIPLE RS -	10	19:01.991	46.640	2.344	84.86	1:50.128	10	9	5
5	144	1000	3	Scott LEMON	Yamaha R1 -	10	19:07.722	52.371	5.731	84.43	1:52.955	7	7	2
6	50	600	3	Edward CULWICK	Honda CBR600RR - Geoffrey Culwick Limited	10	19:09.787	54.436	2.065	84.28	1:50.836	4	12	6
7	830	1000	4	Daniel HOLT	Aprilia RSV4 1100 FACTORY - Set builds southern ltd	10	19:20.007	1:04.656	10.220	83.54	1:53.814	8	4	-3
8	999	600	4	Jack ALLEN	Honda CBR600 RR -	10	19:21.829	1:06.478	1.822	83.41	1:52.789	2	13	5
9	21	600	5	Marc BETTS	Yamaha R6 -	10	19:33.302	1:17.951	11.473	82.59	1:53.330	2	14	5
10	397	1000	5	Kevin CLINKSCALES	Suzuki K3 GSXR 1000 - Home Heating & Lincolnshire gas ti	10	19:37.122	1:21.771	3.820	82.33	1:55.983	6	2	-8
11	202	1000	6	Kelvin BOSWELL	Kawasaki ZX10R -	10	19:50.746	1:35.395	13.624	81.38	1:57.792	3	3	-8
12	203	600	6	Thomas WOOD	Triumph 765 -	10	19:51.040	1:35.689	0.294	81.36	1:55.147	8	18	6
13	379	600	7	Jack Crowley MASON	Triumph DAYTONA 675 R -	10	19:51.314	1:35.963	0.274	81.34	1:54.972	3	15	2
14	13	600	8	Matthew BENTON	Honda CBR600RR - Air Engineering Group	10	20:01.509	1:46.158	10.195	80.65	1:55.338	7	19	5
15	16	600	9	Andrew CROSSMAN	Yamaha R6 - Crossman Contracting Ltd	10	20:03.246	1:47.895	1.737	80.54	1:55.769	8	20	5
16	60	600	10	Dean NEAL	Kawasaki ZX6R 636 - Acute Civil Engineering Ltd	9	18:17.047	1 Lap	1 Lap	79.50	1:54.106	2	21	5
17	28	1000	7	Mark RUSSELL	Suzuki GSXR1000 - P&O Scaffolding	9	18:27.052	1 Lap	10.005	78.78	1:59.950	6	5	-12
18	573*	600	11	Cian KETTERINGHAM	Suzuki GSXR 6 -	9	19:00.368	1 Lap	33.316	76.48	2:00.193	8	16	-2
19	49	600	12	Thomas GALLAGHER	- TG Cad Services Ltd	9	19:27.553	1 Lap	27.185	74.70	2:00.691	9	23	4

NOT CLASSIFIED

DNF	317	600		Caleb WILLIAMS	Suzuki GSXR -	8	15:26.382	2 Laps	1 Lap	83.69	1:50.662	4	26	
DNF	131	600		Nicholas KINGSTONE	Suzuki GSXR600 -	7	15:35.167	3 Laps	1 Lap	72.54	2:05.540	5	24	
DNF	26	600		Daniel PRESTON	Triumph 675R -	3	6:05.603	7 Laps	4 Laps	79.52	1:52.109	3	8	
DNF	59	600		Michael WELLINGTON	Triumph STREET TRIPLE 765RS - CockRocket Racing	3	7:30.907	7 Laps	1:25.304	64.47	2:18.146	2	25	
DNF	27	600		Stephen ROBERTS	Kawasaki ZX6R - Csr engineering	1	3:46.766	9 Laps	2 Laps	42.73			11	

NOT STARTED

NS	916	600		Adam FREWIN	Yamaha R6 - Daniel Parker Motorsport mindset coach								17	

FASTEST LAP

	190	1000	Keiran WYNN	Kawasaki ZX10R -	9	1:47.441	90.20 mph	145.16 kph
	110	600	Sean GOSLING	Yamaha R6 - DMG Construction	10	1:49.370	88.61 mph	142.60 kph

#573 - 10 Second Jump Start Penalty
Class 1000 - 92.5% of Race Speed = 81.83 mph
Class 600 - 92.5% of Race Speed = 78.65 mph

Weather / Track : Sunny / Dry
These results are provisional until the conclusion of any judicial and technical matters.

Date: 05/04/2025 Start: 14:33 Finish: 14:52
Oulton Park International: 2.6920 miles

Clerk Of Course:	Timekeeper: Craig Smith	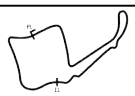

Results can be found at www.tsl-timing.com

Printed - 14:55 Saturday, 05 April 2025

BMCRC-MRO Championships 2025 - Rnd 2 @ Oulton Park Int

L&W BMCRC Rookie 600 & 1000

RACE 10 - LAP CHART

LAP 1 @ 14:35:56.453

NO	BEHIND	LAP TIME
190		1:57.927
15	0.530	1:58.457
397	1.277	1:59.204
144	1.854	1:59.781
202	3.757	2:01.684
830	3.960	2:01.887
28	13.399	2:11.326
110	19.928	2:17.855
26	22.944	2:20.871
999	23.734	2:21.661
10	23.770	2:21.697
21	25.049	2:22.976
50	25.548	2:23.475
317	26.554	2:24.481
379	26.982	2:24.909
60	28.529	2:26.456
203	28.556	2:26.483
13	29.845	2:27.772
573	31.404	2:29.331
16	31.823	2:29.750
49	38.279	2:36.206
131	38.556	2:36.483
59	49.745	2:47.672

LAP 2 @ 14:37:44.820

NO	BEHIND	LAP TIME
190		1:48.367
15	0.315	1:48.152
27	1 Lap	3:46.766 P
144	7.815	1:54.328
397	8.896	1:55.986
830	13.473	1:57.880
202	13.752	1:58.362
110	22.797	1:51.236
26	27.200	1:52.623
10	27.319	1:51.916
999	28.156	1:52.789
50	28.947	1:51.766
28	29.241	2:04.209
317	29.546	1:51.359
21	30.012	1:53.330
379	34.050	1:55.435
60	34.268	1:54.106
203	35.903	1:55.714
13	38.331	1:56.853
16	41.049	1:57.593
573	43.359	2:00.322
49	57.624	2:07.712
131	58.061	2:07.872
59	1:19.524	2:18.146

LAP 3 @ 14:39:33.188

NO	BEHIND	LAP TIME
190		1:48.368
15	0.458	1:48.511
144	15.307	1:55.860
397	16.824	1:56.296
830	20.474	1:55.369
202	23.176	1:57.792
110	24.892	1:50.463
10	29.594	1:50.643
26	30.941	1:52.109
50	31.514	1:50.935
999	32.694	1:52.906
317	32.851	1:51.673
21	35.861	1:54.217
379	40.654	1:54.972
28	43.979	2:03.106
203	44.003	1:56.468
60	45.953	2:00.053
13	47.978	1:58.015
16	49.773	1:57.092
573	56.832	2:01.841
49	1:16.292	2:07.036
131	1:16.706	2:07.013

LAP 4 @ 14:41:22.496

NO	BEHIND	LAP TIME
190		1:49.308
15	0.214	1:49.064
59	1 Lap	2:25.089 P
144	21.205	1:55.206
397	24.496	1:56.980
110	26.969	1:51.385
830	27.201	1:56.035
10	31.844	1:51.558
202	32.753	1:58.885
50	33.042	1:50.836
317	34.205	1:50.662
999	36.677	1:53.291
21	41.626	1:55.073
379	48.367	1:57.021
203	50.511	1:55.816
60	52.721	1:56.076
28	55.994	2:01.323
13	55.999	1:57.329
16	57.808	1:57.343
573	1:09.089	2:01.565
49	1:35.543	2:08.559
131	1:35.578	2:08.180

LAP 5 @ 14:43:11.833

NO	BEHIND	LAP TIME
190		1:49.337
15	0.257	1:49.380
144	26.066	1:54.198
110	29.530	1:51.898
397	31.855	1:56.696
830	31.973	1:54.109
10	33.253	1:50.746
50	35.692	1:51.987
317	36.576	1:51.708
999	40.706	1:53.366
202	42.213	1:58.797
21	47.117	1:54.828
379	55.465	1:56.435
203	57.400	1:56.226
60	1:00.122	1:56.738
13	1:07.427	2:00.765
16	1:07.811	1:59.340
28	1:08.575	2:01.918
573	1:22.216	2:02.464

LAP 6 @ 14:45:01.674

NO	BEHIND	LAP TIME
190		1:49.841
49	1 Lap	2:03.773
15	0.212	1:49.796
131	1 Lap	2:05.540
144	30.771	1:54.546
110	31.326	1:51.637
10	35.549	1:52.137
830	37.223	1:55.091
50	37.540	1:51.689
397	37.997	1:55.983
317	38.152	1:51.417
999	43.765	1:52.900
202	51.604	1:59.232
21	52.291	1:55.015
379	1:03.977	1:58.353
203	1:04.107	1:56.548
60	1:09.646	1:59.365
13	1:14.747	1:57.161
16	1:14.878	1:56.908
28	1:18.684	1:59.950
573	1:34.040	2:01.665

LAP 7 @ 14:46:51.001

NO	BEHIND	LAP TIME
190		1:49.327
15	0.337	1:49.452
49	1 Lap	2:06.309
131	1 Lap	2:06.919
110	33.641	1:51.642
144	34.399	1:52.955
10	37.413	1:51.191
50	40.086	1:51.873
317	41.118	1:52.293
830	42.041	1:54.145
397	46.737	1:58.067
999	47.835	1:53.397
21	58.765	1:55.801
202	1:01.461	1:59.184
379	1:10.610	1:55.960
203	1:10.635	1:55.855
60	1:19.549	1:59.230
13	1:20.758	1:55.338
16	1:21.550	1:55.999
28	1:29.917	2:00.560
573	1:46.074	2:01.361

LAP 8 @ 14:48:38.762

NO	BEHIND	LAP TIME
190		1:47.761
15	1.180	1:48.604
110	39.092	1:53.212
144	40.356	1:53.718
10	41.459	1:51.807
49	1 Lap	2:15.313
50	46.073	1:53.748
317	46.146	1:52.789
830	48.094	1:53.814
999	54.753	1:54.679
131	1 Lap	2:23.160 P
397	58.268	1:59.292
21	1:05.290	1:54.286
202	1:12.792	1:59.092
203	1:18.021	1:55.147
379	1:18.944	1:56.095
13	1:28.746	1:55.749
16	1:29.558	1:55.769
60	1:34.487	2:02.699
28	1:43.688	2:01.532

LAP 9 @ 14:50:26.203

NO	BEHIND	LAP TIME
190		1:47.441
15	3.007	1:49.268
573	1 Lap	2:00.193
110	42.600	1:50.949
10	44.186	1:50.168
144	46.009	1:53.094
50	50.496	1:51.864
830	57.952	1:57.299
49	1 Lap	2:01.954
999	1:00.896	1:53.584
397	1:10.617	1:59.790
21	1:12.106	1:54.257
202	1:24.168	1:58.817
203	1:26.094	1:55.514
379	1:26.513	1:55.010
13	1:38.370	1:57.065
16	1:38.453	1:56.336

LAP 10 @ 14:52:13.877

NO	BEHIND	LAP TIME
190		1:47.674
60	1 Lap	2:02.324
15	8.384	1:53.051
28	1 Lap	2:03.128
573	1 Lap	2:11.626
110	44.296	1:49.370
10	46.640	1:50.128
144	52.371	1:54.036
50	54.436	1:51.614
830	1:04.656	1:54.378
999	1:06.478	1:53.256
49	1 Lap	2:00.691
21	1:17.951	1:53.519
397	1:21.771	1:58.828
202	1:35.395	1:58.901
203	1:35.689	1:57.269
379	1:35.963	1:57.124
13	1:46.158	1:55.462
16	1:47.895	1:57.116

Weather / Track : Sunny / Dry

Oulton Park International: 2.6920 miles
Date: 05/04/2025 Start: 14:33 Finish: 14:52

Results can be found at www.tsl-timing.com

Printed - 14:54 Saturday, 05 April 2025

BMCRC-MRO Championships 2025 - Rnd 2 @ Oulton Park Int

L&W BMCRC Rookie 600 & 1000

RACE 10 - POSITION CHART

No	Name	Lap / Pos	1	2	3	4	5	6	7	8	9	10	11
190	WYNN	1	190	190	190	190	190	190	190	190	190	190	
397	CLINKSCALES	2	15	15	15	15	15	15	15	15	15	15	
202	BOSWELL	3	397	144	144	144	144	144	110	110	110	110	
830	HOLT	4	144	397	397	397	110	110	144	144	10	10	
28	RUSSELL	5	202	830	830	110	397	10	10	10	144	144	
15	JONES	6	830	202	202	830	830	830	50	50	50	50	
144	LEMON	7	28	110	110	10	10	50	317	317	830	830	
26	PRESTON	8	110	26	10	202	50	397	830	830	999	999	
10	AL-SHAWI	9	26	10	26	50	317	317	397	999	397	21	
110	GOSLING	10	999	999	50	317	999	999	999	397	21	397	
27	ROBERTS	11	10	50	999	999	202	202	21	21	202	202	
50	CULWICK	12	21	28	317	21	21	21	202	202	203	203	
999	ALLEN	13	50	317	21	379	379	379	379	203	379	379	
21	BETTS	14	317	21	379	203	203	203	203	379	13	13	
379	MASON	15	379	379	28	60	60	60	60	13	16	16	
573	KETTERINGHAM	16	60	60	203	28	13	13	13	16	60		
916	FREWIN	17	203	203	60	13	16	16	16	60	28		
203	WOOD	18	13	13	13	16	28	28	28	28	573		
13	BENTON	19	573	16	16	573	573	573	573	573	49		
16	CROSSMAN	20	16	573	573	49	49	49	49	49			
60	NEAL	21	49	49	49	131	131	131	*131*				
49	GALLAGHER	22	131	131	131								
131	KINGSTONE	23	59	59	*59*								
59	WELLINGTON	24	*27*										
317	WILLIAMS	25											

Weather / Track : Sunny / Dry

Oulton Park International: 2.6920 miles
Date: 05/04/2025 Start: 14:33 Finish: 14:52

Results can be found at www.tsl-timing.com

Printed - 14:54 Saturday, 05 April 2025

BMCRC-MRO Championships 2025 - Rnd 2 @ Oulton Park Int

L&W BMCRC Rookie 600 & 1000

RACE 10 - SECTOR ANALYSIS

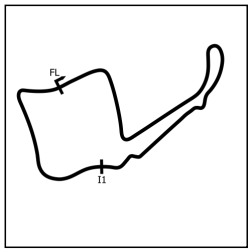

SECTOR 1 = FL to I1, SECTOR 2 = I1 to FL, DIFF = Difference To Personal Best Lap, P = Crossed Finish Line in Pit Lane, D = Time Disallowed

P1 190 1000 Keiran WYNN Kawasaki ZX10R -

IDEAL LAP TIME : 1:47.441 BEST LAP TIME : 1:47.441 DIFFERENCE : 0.000

LAP	SECTOR 1	SECTOR 2	LAP TIME	MPH	DIFF	TIME OF DAY
1 -		30.037	1:57.927	82.18	10.486	14:35:56.453
2 -	1:18.797	29.570	1:48.367	89.43	0.926	14:37:44.820
3 -	1:18.615	29.753	1:48.368	89.42	0.927	14:39:33.188
4 -	1:19.309	29.999	1:49.308	88.66	1.867	14:41:22.496
5 -	1:19.443	29.894	1:49.337	88.63	1.896	14:43:11.833
6 -	1:19.629	30.212	1:49.841	88.23	2.400	14:45:01.674
7 -	1:19.568	29.759	1:49.327	88.64	1.886	14:46:51.001
8 -	1:18.634	29.127	1:47.761 **(3)**	89.93	0.320	14:48:38.762
9 -	***1:18.481***	***28.960***	***1:47.441*** **(1)**	***90.20***		***14:50:26.203***
10 -	1:18.529	29.145	1:47.674 **(2)**	90.00	0.233	14:52:13.877

P2 15 1000 Tommy JONES Kawasaki ZX10R -

IDEAL LAP TIME : 1:48.152 BEST LAP TIME : 1:48.152 DIFFERENCE : 0.000

LAP	SECTOR 1	SECTOR 2	LAP TIME	MPH	DIFF	TIME OF DAY
1 -		30.470	1:58.457	81.81	10.305	14:35:56.983
2 -	***1:18.591***	***29.561***	***1:48.152*** **(1)**	***89.60***		***14:37:45.135***
3 -	1:18.699	29.812	1:48.511 **(2)**	89.31	0.359	14:39:33.646
4 -	1:19.063	30.001	1:49.064	88.85	0.912	14:41:22.710
5 -	1:19.408	29.972	1:49.380	88.60	1.228	14:43:12.090
6 -	1:19.504	30.292	1:49.796	88.26	1.644	14:45:01.886
7 -	1:19.518	29.934	1:49.452	88.54	1.300	14:46:51.338
8 -	1:18.983	29.621	1:48.604 **(3)**	89.23	0.452	14:48:39.942
9 -	1:19.131	30.137	1:49.268	88.69	1.116	14:50:29.210
10 -	1:21.916	31.135	1:53.051	85.72	4.899	14:52:22.261

P3 110 600 Sean GOSLING Yamaha R6 - DMG Construction

IDEAL LAP TIME : 1:49.180 BEST LAP TIME : 1:49.370 DIFFERENCE : 0.190

LAP	SECTOR 1	SECTOR 2	LAP TIME	MPH	DIFF	TIME OF DAY
1 -		30.174	2:17.855	70.30	28.485	14:36:16.381
2 -	1:20.869	30.367	1:51.236	87.12	1.866	14:38:07.617
3 -	1:20.465	***29.998***	1:50.463 **(2)**	87.73	1.093	14:39:58.080
4 -	1:20.738	30.647	1:51.385	87.00	2.015	14:41:49.465
5 -	1:21.136	30.762	1:51.898	86.60	2.528	14:43:41.363
6 -	1:21.462	30.175	1:51.637	86.81	2.267	14:45:33.000
7 -	1:21.152	30.490	1:51.642	86.80	2.272	14:47:24.642
8 -	1:22.546	30.666	1:53.212	85.60	3.842	14:49:17.854
9 -	1:20.471	30.478	1:50.949 **(3)**	87.34	1.579	14:51:08.803
10 -	***1:19.182***	30.188	***1:49.370*** **(1)**	***88.61***		***14:52:58.173***

P4 10 600 Anmar AL-SHAWI Triumph 765 STREET TRIPLE RS -

IDEAL LAP TIME : 1:49.424 BEST LAP TIME : 1:50.128 DIFFERENCE : 0.704

LAP	SECTOR 1	SECTOR 2	LAP TIME	MPH	DIFF	TIME OF DAY
1 -		30.350	2:21.697	68.39	31.569	14:36:20.223
2 -	1:21.940	***29.976***	1:51.916	86.59	1.788	14:38:12.139
3 -	1:20.418	30.225	1:50.643 **(3)**	87.59	0.515	14:40:02.782
4 -	1:20.531	31.027	1:51.558	86.87	1.430	14:41:54.340
5 -	1:20.454	30.292	1:50.746	87.50	0.618	14:43:45.086
6 -	1:21.732	30.405	1:52.137	86.42	2.009	14:45:37.223
7 -	1:21.137	30.054	1:51.191	87.15	1.063	14:47:28.414
8 -	1:21.427	30.380	1:51.807	86.67	1.679	14:49:20.221
9 -	1:20.166	30.002	1:50.168 **(2)**	87.96	0.040	14:51:10.389
10 -	***1:19.448***	30.680	***1:50.128*** **(1)**	***88.00***		***14:53:00.517***

Weather / Track : Sunny / Dry

Oulton Park International: 2.6920 miles
Date: 05/04/2025 Start: 14:33 Finish: 14:52

BMCRC-MRO Championships 2025 - Rnd 2 @ Oulton Park Int

L&W BMCRC Rookie 600 & 1000

RACE 10 - SECTOR ANALYSIS

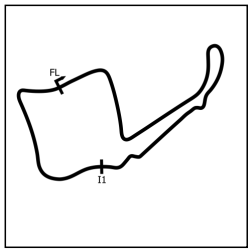

SECTOR 1 = FL to I1, SECTOR 2 = I1 to FL, DIFF = Difference To Personal Best Lap, P = Crossed Finish Line in Pit Lane, D = Time Disallowed

P5 144 1000 Scott LEMON Yamaha R1 -

IDEAL LAP TIME : 1:52.721 BEST LAP TIME : 1:52.955 DIFFERENCE : 0.234

LAP	SECTOR 1	SECTOR 2	LAP TIME	MPH	DIFF	TIME OF DAY
1 -		31.242	1:59.781	80.90	6.826	14:35:58.307
2 -	1:22.800	31.528	1:54.328	84.76	1.373	14:37:52.635
3 -	1:24.068	31.792	1:55.860	83.64	2.905	14:39:48.495
4 -	1:23.163	32.043	1:55.206	84.12	2.251	14:41:43.701
5 -	1:22.468	31.730	1:54.198	84.86	1.243	14:43:37.899
6 -	1:23.219	31.327	1:54.546	84.60	1.591	14:45:32.445
7 -	1:22.044	30.911	***1:52.955*** **(1)**	***85.79***		***14:47:25.400***
8 -	1:22.849	***30.869***	1:53.718 **(3)**	85.22	0.763	14:49:19.118
9 -	***1:21.852***	31.242	1:53.094 **(2)**	85.69	0.139	14:51:12.212
10 -	1:22.768	31.268	1:54.036	84.98	1.081	14:53:06.248

P6 50 600 Edward CULWICK Honda CBR600RR - Geoffrey Culwick Limited

IDEAL LAP TIME : 1:50.466 BEST LAP TIME : 1:50.836 DIFFERENCE : 0.370

LAP	SECTOR 1	SECTOR 2	LAP TIME	MPH	DIFF	TIME OF DAY
1 -		30.334	2:23.475	67.54	32.639	14:36:22.001
2 -	1:20.469	31.297	1:51.766	86.71	0.930	14:38:13.767
3 -	1:20.675	***30.260***	1:50.935 **(2)**	87.36	0.099	14:40:04.702
4 -	***1:20.206***	30.630	***1:50.836*** **(1)**	***87.43***		***14:41:55.538***
5 -	1:21.578	30.409	1:51.987	86.53	1.151	14:43:47.525
6 -	1:20.939	30.750	1:51.689	86.77	0.853	14:45:39.214
7 -	1:21.469	30.404	1:51.873	86.62	1.037	14:47:31.087
8 -	1:21.775	31.973	1:53.748	85.19	2.912	14:49:24.835
9 -	1:21.450	30.414	1:51.864	86.63	1.028	14:51:16.699
10 -	1:20.958	30.656	1:51.614 **(3)**	86.82	0.778	14:53:08.313

P7 830 1000 Daniel HOLT Aprilia RSV4 1100 FACTORY - Set builds southern ltd

IDEAL LAP TIME : 1:53.404 BEST LAP TIME : 1:53.814 DIFFERENCE : 0.410

LAP	SECTOR 1	SECTOR 2	LAP TIME	MPH	DIFF	TIME OF DAY
1 -		31.710	2:01.887	79.51	8.073	14:36:00.413
2 -	1:26.182	31.698	1:57.880	82.21	4.066	14:37:58.293
3 -	1:23.850	31.519	1:55.369	84.00	1.555	14:39:53.662
4 -	1:24.443	31.592	1:56.035	83.52	2.221	14:41:49.697
5 -	1:22.932	31.177	1:54.109 **(2)**	84.93	0.295	14:43:43.806
6 -	1:24.139	30.952	1:55.091	84.20	1.277	14:45:38.897
7 -	1:23.337	***30.808***	1:54.145 **(3)**	84.90	0.331	14:47:33.042
8 -	***1:22.596***	31.218	***1:53.814*** **(1)**	***85.15***		***14:49:26.856***
9 -	1:24.790	32.509	1:57.299	82.62	3.485	14:51:24.155
10 -	1:23.184	31.194	1:54.378	84.73	0.564	14:53:18.533

P8 999 600 Jack ALLEN Honda CBR600 RR -

IDEAL LAP TIME : 1:52.479 BEST LAP TIME : 1:52.789 DIFFERENCE : 0.310

LAP	SECTOR 1	SECTOR 2	LAP TIME	MPH	DIFF	TIME OF DAY
1 -		***30.403***	2:21.661	68.41	28.872	14:36:20.187
2 -	***1:22.076***	30.713	***1:52.789*** **(1)**	***85.92***		***14:38:12.976***
3 -	1:22.442	30.464	1:52.906 **(3)**	85.83	0.117	14:40:05.882
4 -	1:22.355	30.936	1:53.291	85.54	0.502	14:41:59.173
5 -	1:22.773	30.593	1:53.366	85.48	0.577	14:43:52.539
6 -	1:22.240	30.660	1:52.900 **(2)**	85.83	0.111	14:45:45.439
7 -	1:22.842	30.555	1:53.397	85.46	0.608	14:47:38.836
8 -	1:22.690	31.989	1:54.679	84.50	1.890	14:49:33.515
9 -	1:22.744	30.840	1:53.584	85.32	0.795	14:51:27.099
10 -	1:22.560	30.696	1:53.256	85.56	0.467	14:53:20.355

Weather / Track : Sunny / Dry

Oulton Park International: 2.6920 miles
Date: 05/04/2025 Start: 14:33 Finish: 14:52

BMCRC-MRO Championships 2025 - Rnd 2 @ Oulton Park Int

L&W BMCRC Rookie 600 & 1000

RACE 10 - SECTOR ANALYSIS

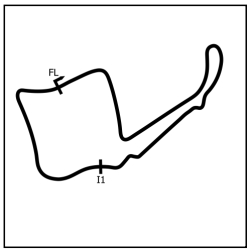

SECTOR 1 = FL to I1, SECTOR 2 = I1 to FL, DIFF = Difference To Personal Best Lap, P = Crossed Finish Line in Pit Lane, D = Time Disallowed

P9 21 600 Marc BETTS Yamaha R6 -

IDEAL LAP TIME : 1:53.260 BEST LAP TIME : 1:53.330 DIFFERENCE : 0.070

LAP	SECTOR 1	SECTOR 2	LAP TIME	MPH	DIFF	TIME OF DAY
1 -		***31.021***	2:22.976	67.78	29.646	14:36:21.502
2 -	***1:22.239***	31.091	***1:53.330 (1)***	***85.51***		***14:38:14.832***
3 -	1:22.627	31.590	1:54.217 **(3)**	84.84	0.887	14:40:09.049
4 -	1:23.269	31.804	1:55.073	84.21	1.743	14:42:04.122
5 -	1:23.166	31.662	1:54.828	84.39	1.498	14:43:58.950
6 -	1:23.568	31.447	1:55.015	84.26	1.685	14:45:53.965
7 -	1:24.259	31.542	1:55.801	83.68	2.471	14:47:49.766
8 -	1:22.973	31.313	1:54.286	84.79	0.956	14:49:44.052
9 -	1:22.703	31.554	1:54.257	84.82	0.927	14:51:38.309
10 -	1:22.343	31.176	1:53.519 **(2)**	85.37	0.189	14:53:31.828

P10 397 1000 Kevin CLINKSCALES Suzuki K3 GSXR 1000 - Home Heating & Lincolnshire gas trainii

IDEAL LAP TIME : 1:55.557 BEST LAP TIME : 1:55.983 DIFFERENCE : 0.426

LAP	SECTOR 1	SECTOR 2	LAP TIME	MPH	DIFF	TIME OF DAY
1 -		***31.529***	1:59.204	81.30	3.221	14:35:57.730
2 -	1:24.161	31.825	1:55.986 **(2)**	83.55	0.003	14:37:53.716
3 -	1:24.563	31.733	1:56.296 **(3)**	83.33	0.313	14:39:50.012
4 -	1:24.824	32.156	1:56.980	82.84	0.997	14:41:46.992
5 -	1:24.661	32.035	1:56.696	83.04	0.713	14:43:43.688
6 -	***1:24.028***	31.955	***1:55.983 (1)***	***83.55***		***14:45:39.671***
7 -	1:25.495	32.572	1:58.067	82.08	2.084	14:47:37.738
8 -	1:26.576	32.716	1:59.292	81.24	3.309	14:49:37.030
9 -	1:27.209	32.581	1:59.790	80.90	3.807	14:51:36.820
10 -	1:26.624	32.204	1:58.828	81.55	2.845	14:53:35.648

P11 202 1000 Kelvin BOSWELL Kawasaki ZX10R -

IDEAL LAP TIME : 1:57.221 BEST LAP TIME : 1:57.792 DIFFERENCE : 0.571

LAP	SECTOR 1	SECTOR 2	LAP TIME	MPH	DIFF	TIME OF DAY
1 -		***31.916***	2:01.684	79.64	3.892	14:36:00.210
2 -	1:26.087	32.275	1:58.362 **(2)**	81.87	0.570	14:37:58.572
3 -	***1:25.305***	32.487	***1:57.792 (1)***	***82.27***		***14:39:56.364***
4 -	1:26.304	32.581	1:58.885	81.51	1.093	14:41:55.249
5 -	1:26.305	32.492	1:58.797 **(3)**	81.57	1.005	14:43:54.046
6 -	1:26.709	32.523	1:59.232	81.28	1.440	14:45:53.278
7 -	1:26.767	32.417	1:59.184	81.31	1.392	14:47:52.462
8 -	1:26.732	32.360	1:59.092	81.37	1.300	14:49:51.554
9 -	1:26.563	32.254	1:58.817	81.56	1.025	14:51:50.371
10 -	1:26.662	32.239	1:58.901	81.50	1.109	14:53:49.272

P12 203 600 Thomas WOOD Triumph 765 -

IDEAL LAP TIME : 1:54.617 BEST LAP TIME : 1:55.147 DIFFERENCE : 0.530

LAP	SECTOR 1	SECTOR 2	LAP TIME	MPH	DIFF	TIME OF DAY
1 -		31.757	2:26.483	66.15	31.336	14:36:25.009
2 -	1:24.077	31.637	1:55.714 **(3)**	83.75	0.567	14:38:20.723
3 -	1:24.318	32.150	1:56.468	83.21	1.321	14:40:17.191
4 -	1:24.472	31.344	1:55.816	83.67	0.669	14:42:13.007
5 -	1:24.718	31.508	1:56.226	83.38	1.079	14:44:09.233
6 -	1:24.208	32.340	1:56.548	83.15	1.401	14:46:05.781
7 -	1:23.923	31.932	1:55.855	83.65	0.708	14:48:01.636
8 -	1:24.311	***30.836***	***1:55.147 (1)***	***84.16***		***14:49:56.783***
9 -	***1:23.781***	31.733	1:55.514 **(2)**	83.89	0.367	14:51:52.297
10 -	1:25.051	32.218	1:57.269	82.64	2.122	14:53:49.566

Weather / Track : Sunny / Dry

Oulton Park International: 2.6920 miles
Date: 05/04/2025 Start: 14:33 Finish: 14:52

BMCRC-MRO Championships 2025 - Rnd 2 @ Oulton Park Int

L&W BMCRC Rookie 600 & 1000

RACE 10 - SECTOR ANALYSIS

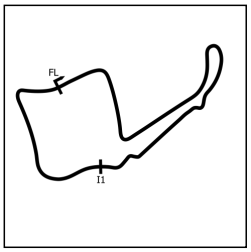

SECTOR 1 = FL to I1, SECTOR 2 = I1 to FL, DIFF = Difference To Personal Best Lap, P = Crossed Finish Line in Pit Lane, D = Time Disallowed

P13 379 600 Jack Crowley MASON Triumph DAYTONA 675 R -

IDEAL LAP TIME : 1:54.595 BEST LAP TIME : 1:54.972 DIFFERENCE : 0.377

LAP	SECTOR 1	SECTOR 2	LAP TIME	MPH	DIFF	TIME OF DAY
1 -		***31.300***	2:24.909	66.87	29.937	14:36:23.435
2 -	1:23.842	31.593	1:55.435 **(3)**	83.95	0.463	14:38:18.870
3 -	***1:23.295***	31.677	***1:54.972*** **(1)**	***84.29***		***14:40:13.842***
4 -	1:25.335	31.686	1:57.021	82.81	2.049	14:42:10.863
5 -	1:24.879	31.556	1:56.435	83.23	1.463	14:44:07.298
6 -	1:25.945	32.408	1:58.353	81.88	3.381	14:46:05.651
7 -	1:23.883	32.077	1:55.960	83.57	0.988	14:48:01.611
8 -	1:24.605	31.490	1:56.095	83.47	1.123	14:49:57.706
9 -	1:23.702	31.308	1:55.010 **(2)**	84.26	0.038	14:51:52.716
10 -	1:24.876	32.248	1:57.124	82.74	2.152	14:53:49.840

P14 13 600 Matthew BENTON Honda CBR600RR - Air Engineering Group

IDEAL LAP TIME : 1:55.244 BEST LAP TIME : 1:55.338 DIFFERENCE : 0.094

LAP	SECTOR 1	SECTOR 2	LAP TIME	MPH	DIFF	TIME OF DAY
1 -		31.727	2:27.772	65.58	32.434	14:36:26.298
2 -	1:24.961	31.892	1:56.853	82.93	1.515	14:38:23.151
3 -	1:25.856	32.159	1:58.015	82.11	2.677	14:40:21.166
4 -	1:25.326	32.003	1:57.329	82.59	1.991	14:42:18.495
5 -	1:28.326	32.439	2:00.765	80.24	5.427	14:44:19.260
6 -	1:25.433	31.728	1:57.161	82.71	1.823	14:46:16.421
7 -	***1:23.999***	31.339	***1:55.338*** **(1)**	***84.02***		***14:48:11.759***
8 -	1:24.181	31.568	1:55.749 **(3)**	83.72	0.411	14:50:07.508
9 -	1:25.126	31.939	1:57.065	82.78	1.727	14:52:04.573
10 -	1:24.217	***31.245***	1:55.462 **(2)**	83.93	0.124	14:54:00.035

P15 16 600 Andrew CROSSMAN Yamaha R6 - Crossman Contracting Ltd

IDEAL LAP TIME : 1:55.769 BEST LAP TIME : 1:55.769 DIFFERENCE : 0.000

LAP	SECTOR 1	SECTOR 2	LAP TIME	MPH	DIFF	TIME OF DAY
1 -		32.135	2:29.750	64.71	33.981	14:36:28.276
2 -	1:25.595	31.998	1:57.593	82.41	1.824	14:38:25.869
3 -	1:25.044	32.048	1:57.092	82.76	1.323	14:40:22.961
4 -	1:25.650	31.693	1:57.343	82.58	1.574	14:42:20.304
5 -	1:26.810	32.530	1:59.340	81.20	3.571	14:44:19.644
6 -	1:25.350	31.558	1:56.908	82.89	1.139	14:46:16.552
7 -	1:24.611	31.388	1:55.999 **(2)**	83.54	0.230	14:48:12.551
8 -	***1:24.410***	***31.359***	***1:55.769*** **(1)**	***83.71***		***14:50:08.320***
9 -	1:24.666	31.670	1:56.336 **(3)**	83.30	0.567	14:52:04.656
10 -	1:25.696	31.420	1:57.116	82.74	1.347	14:54:01.772

P16 60 600 Dean NEAL Kawasaki ZX6R 636 - Acute Civil Engineering Ltd

IDEAL LAP TIME : 1:54.106 BEST LAP TIME : 1:54.106 DIFFERENCE : 0.000

LAP	SECTOR 1	SECTOR 2	LAP TIME	MPH	DIFF	TIME OF DAY
1 -		31.467	2:26.456	66.17	32.350	14:36:24.982
2 -	***1:22.777***	***31.329***	***1:54.106*** **(1)**	***84.93***		***14:38:19.088***
3 -	1:28.139	31.914	2:00.053	80.72	5.947	14:40:19.141
4 -	1:24.148	31.928	1:56.076 **(2)**	83.49	1.970	14:42:15.217
5 -	1:24.722	32.016	1:56.738 **(3)**	83.01	2.632	14:44:11.955
6 -	1:26.503	32.862	1:59.365	81.19	5.259	14:46:11.320
7 -	1:26.176	33.054	1:59.230	81.28	5.124	14:48:10.550
8 -	1:29.171	33.528	2:02.699	78.98	8.593	14:50:13.249
9 -	1:28.928	33.396	2:02.324	79.22	8.218	14:52:15.573

BMCRC-MRO Championships 2025 - Rnd 2 @ Oulton Park Int

L&W BMCRC Rookie 600 & 1000

RACE 10 - SECTOR ANALYSIS

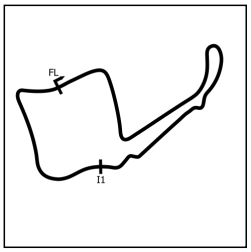

SECTOR 1 = FL to I1, SECTOR 2 = I1 to FL, DIFF = Difference To Personal Best Lap, P = Crossed Finish Line in Pit Lane, D = Time Disallowed

P17 28 1000 Mark RUSSELL Suzuki GSXR1000 - P&O Scaffolding

IDEAL LAP TIME : 1:59.943 BEST LAP TIME : 1:59.950 DIFFERENCE : 0.007

LAP	SECTOR 1	SECTOR 2	LAP TIME	MPH	DIFF	TIME OF DAY
1 -		33.388	2:11.326	73.79	11.376	14:36:09.852
2 -	1:29.645	34.564	2:04.209	78.02	4.259	14:38:14.061
3 -	1:29.352	33.754	2:03.106	78.72	3.156	14:40:17.167
4 -	1:28.642	32.681	2:01.323 **(3)**	79.88	1.373	14:42:18.490
5 -	1:28.153	33.765	2:01.918	79.49	1.968	14:44:20.408
6 -	1:27.400	***32.550***	***1:59.950*** **(1)**	***80.79***		***14:46:20.358***
7 -	***1:27.393***	33.167	2:00.560 **(2)**	80.38	0.610	14:48:20.918
8 -	1:28.361	33.171	2:01.532	79.74	1.582	14:50:22.450
9 -	1:29.661	33.467	2:03.128	78.70	3.178	14:52:25.578

P18 573 600 Cian KETTERINGHAM Suzuki GSXR 6 -

IDEAL LAP TIME : 1:59.928 BEST LAP TIME : 2:00.193 DIFFERENCE : 0.265

LAP	SECTOR 1	SECTOR 2	LAP TIME	MPH	DIFF	TIME OF DAY
1 -		***32.647***	2:29.331	64.89	29.138	14:36:27.857
2 -	1:27.550	32.772	2:00.322 **(2)**	80.54	0.129	14:38:28.179
3 -	1:27.998	33.843	2:01.841	79.54	1.648	14:40:30.020
4 -	1:28.106	33.459	2:01.565	79.72	1.372	14:42:31.585
5 -	1:28.542	33.922	2:02.464	79.13	2.271	14:44:34.049
6 -	1:28.205	33.460	2:01.665	79.65	1.472	14:46:35.714
7 -	1:27.988	33.373	2:01.361 **(3)**	79.85	1.168	14:48:37.075
8 -	***1:27.281***	32.912	***2:00.193*** **(1)**	***80.63***		***14:50:37.268***
9 -	1:31.214	40.412	2:11.626	73.62	11.433	14:52:48.894

P19 49 600 Thomas GALLAGHER - TG Cad Services Ltd

IDEAL LAP TIME : 2:00.535 BEST LAP TIME : 2:00.691 DIFFERENCE : 0.156

LAP	SECTOR 1	SECTOR 2	LAP TIME	MPH	DIFF	TIME OF DAY
1 -		34.830	2:36.206	62.04	35.515	14:36:34.732
2 -	1:32.482	35.230	2:07.712	75.88	7.021	14:38:42.444
3 -	1:31.704	35.332	2:07.036	76.28	6.345	14:40:49.480
4 -	1:33.427	35.132	2:08.559	75.38	7.868	14:42:58.039
5 -	1:30.100	33.673	2:03.773 **(3)**	78.29	3.082	14:45:01.812
6 -	1:30.893	35.416	2:06.309	76.72	5.618	14:47:08.121
7 -	1:41.737	***33.576***	2:15.313	71.62	14.622	14:49:23.434
8 -	1:28.079	33.875	2:01.954 **(2)**	79.46	1.263	14:51:25.388
9 -	***1:26.959***	33.732	***2:00.691*** **(1)**	***80.29***		***14:53:26.079***

P20 317 600 Caleb WILLIAMS Suzuki GSXR -

IDEAL LAP TIME : 1:50.605 BEST LAP TIME : 1:50.662 DIFFERENCE : 0.057

LAP	SECTOR 1	SECTOR 2	LAP TIME	MPH	DIFF	TIME OF DAY
1 -		30.638	2:24.481	67.07	33.819	14:36:23.007
2 -	1:21.087	30.272	1:51.359 **(2)**	87.02	0.697	14:38:14.366
3 -	1:21.048	30.625	1:51.673	86.78	1.011	14:40:06.039
4 -	1:20.699	***29.963***	***1:50.662*** **(1)**	***87.57***		***14:41:56.701***
5 -	1:21.361	30.347	1:51.708	86.75	1.046	14:43:48.409
6 -	***1:20.642***	30.775	1:51.417 **(3)**	86.98	0.755	14:45:39.826
7 -	1:22.014	30.279	1:52.293	86.30	1.631	14:47:32.119
8 -	1:21.368	31.421	1:52.789	85.92	2.127	14:49:24.908

Weather / Track : Sunny / Dry

Oulton Park International: 2.6920 miles
Date: 05/04/2025 Start: 14:33 Finish: 14:52

BMCRC-MRO Championships 2025 - Rnd 2 @ Oulton Park Int

L&W BMCRC Rookie 600 & 1000

RACE 10 - SECTOR ANALYSIS

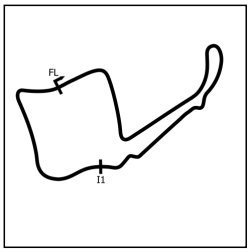

SECTOR 1 = FL to I1, SECTOR 2 = I1 to FL, DIFF = Difference To Personal Best Lap, P = Crossed Finish Line in Pit Lane, D = Time Disallowed

P21 131 600 Nicholas KINGSTONE Suzuki GSXR600 -

IDEAL LAP TIME : 2:05.431 BEST LAP TIME : 2:05.540 DIFFERENCE : 0.109

LAP	SECTOR 1	SECTOR 2	LAP TIME	MPH	DIFF	TIME OF DAY
1 -		***34.578***	2:36.483	61.93	30.943	14:36:35.009
2 -	1:33.139	34.733	2:07.872	75.78	2.332	14:38:42.881
3 -	1:31.897	35.116	2:07.013 **(3)**	76.30	1.473	14:40:49.894
4 -	1:33.484	34.696	2:08.180	75.60	2.640	14:42:58.074
5 -	***1:30.853***	34.687	***2:05.540*** **(1)**	***77.19***		***14:45:03.614***
6 -	1:32.024	34.895	2:06.919 **(2)**	76.35	1.379	14:47:10.533
7 -	1:40.563	IN PIT	2:23.160 **P**	67.69	17.620	14:49:33.693

P22 26 600 Daniel PRESTON Triumph 675R -

IDEAL LAP TIME : 1:51.772 BEST LAP TIME : 1:52.109 DIFFERENCE : 0.337

LAP	SECTOR 1	SECTOR 2	LAP TIME	MPH	DIFF	TIME OF DAY
1 -		***30.421***	2:20.871	68.79	28.762	14:36:19.397
2 -	1:21.750	30.873	1:52.623 **(2)**	86.05	0.514	14:38:12.020
3 -	***1:21.351***	30.758	***1:52.109*** **(1)**	***86.44***		***14:40:04.129***

P23 59 600 Michael WELLINGTON Triumph STREET TRIPLE 765RS - CockRocket Racing

IDEAL LAP TIME : 2:17.939 BEST LAP TIME : 2:18.146 DIFFERENCE : 0.207

LAP	SECTOR 1	SECTOR 2	LAP TIME	MPH	DIFF	TIME OF DAY
1 -		***37.568***	2:47.672	57.79	29.526	14:36:46.198
2 -	***1:40.371***	37.775	***2:18.146*** **(1)**	***70.15***		***14:39:04.344***
3 -	1:40.605	IN PIT	2:25.089 **P**	66.79	6.943	14:41:29.433

P24 27 600 Stephen ROBERTS Kawasaki ZX6R - Csr engineering

IDEAL LAP TIME : BEST LAP TIME : DIFFERENCE :

LAP	SECTOR 1	SECTOR 2	LAP TIME	MPH	DIFF	TIME OF DAY
1 -		***IN PIT***	3:46.766 **P**	42.73		14:37:45.292

BMCRC-MRO Championships 2025 - Rnd 2 @ Oulton Park Int

L&W BMCRC Rookie 600 & 1000

RACE 10 - BEST SECTORS

	SECTOR 1		SECTOR 2	
POS	NO	TIME	NO	TIME
1	190	1:18.481	190	28.960
2	15	1:18.591	15	29.561
3	110	1:19.182	317	29.963
4	10	1:19.448	10	29.976
5	50	1:20.206	110	29.998
6	317	1:20.642	50	30.260
7	26	1:21.351	999	30.403
8	144	1:21.852	26	30.421
9	999	1:22.076	830	30.808
10	21	1:22.239	203	30.836
11	830	1:22.596	144	30.869
12	60	1:22.777	21	31.021
13	379	1:23.295	13	31.245
14	203	1:23.781	379	31.300
15	13	1:23.999	60	31.329
16	397	1:24.028	16	31.359
17	16	1:24.410	397	31.529
18	202	1:25.305	202	31.916
19	49	1:26.959	28	32.550
20	573	1:27.281	573	32.647
21	28	1:27.393	49	33.576
22	131	1:30.853	131	34.578
23	59	1:40.371	59	37.568
24				
25				

IDEAL / BEST COMPARISON

PERFECT LAP 1:47.441

POS	NO	NAME	IDEAL	BEST	DIFF
1	190	WYNN	1:47.441	1:47.441	0.000
2	15	JONES	1:48.152	1:48.152	0.000
3	110	GOSLING	1:49.180	1:49.370	0.190
4	10	AL-SHAWI	1:49.424	1:50.128	0.704
5	50	CULWICK	1:50.466	1:50.836	0.370
6	317	WILLIAMS	1:50.605	1:50.662	0.057
7	26	PRESTON	1:51.772	1:52.109	0.337
8	999	ALLEN	1:52.479	1:52.789	0.310
9	144	LEMON	1:52.721	1:52.955	0.234
10	21	BETTS	1:53.260	1:53.330	0.070
11	830	HOLT	1:53.404	1:53.814	0.410
12	60	NEAL	1:54.106	1:54.106	0.000
13	379	MASON	1:54.595	1:54.972	0.377
14	203	WOOD	1:54.617	1:55.147	0.530
15	13	BENTON	1:55.244	1:55.338	0.094
16	397	CLINKSCALES	1:55.557	1:55.983	0.426
17	16	CROSSMAN	1:55.769	1:55.769	0.000
18	202	BOSWELL	1:57.221	1:57.792	0.571
19	573	KETTERINGHAM	1:59.928	2:00.193	0.265
20	28	RUSSELL	1:59.943	1:59.950	0.007
21	49	GALLAGHER	2:00.535	2:00.691	0.156
22	131	KINGSTONE	2:05.431	2:05.540	0.109
23	59	WELLINGTON	2:17.939	2:18.146	0.207
24	27	ROBERTS			

Weather / Track : Sunny / Dry

Oulton Park International: 2.6920 miles
Date: 05/04/2025 Start: 14:33 Finish: 14:52

Results can be found at www.tsl-timing.com

Printed - 14:54 Saturday, 05 April 2025

BMCRC-MRO Championships 2025 - Rnd 2 @ Oulton Park Int

L&W BMCRC Rookie 600 & 1000

RACE 10 - STATISTICS

Competitors Started	24
Planned Start	2025-04-05 @ 12:35:00.000
Actual Start	2025-04-05 @ 14:33:58.525
Finish Time	2025-04-05 @ 14:52:13.876
Track Length	2.6920mi.
Total Laps	208
Total Distance Covered	559.9419mi.

Session Fastest Lap History

NO	CL	NAME	LAP TIME	TIME OF DAY	LAP	VEHICLE
190	1000	**Keiran WYNN**	**1:48.367**	14:37:44.836	2	Kawasaki ZX10R
15	1000	**Tommy JONES**	**1:48.152**	14:37:45.147	2	Kawasaki ZX10R
190	1000	**Keiran WYNN**	**1:47.761**	14:48:38.778	8	Kawasaki ZX10R
190	1000	**Keiran WYNN**	**1:47.441**	14:50:26.219	9	Kawasaki ZX10R

Session Leader History

NO	CL	NAME	FROM LAP	LAPS LED	DISTANCE	VEHICLE
190	1000	**Keiran WYNN**	1	10	26.92 miles	Kawasaki ZX10R

Flag History

TYPE	TIME OF DAY
GREEN	14:33:58.525
FINISH	14:52:13.876

Flag Statistics

TYPE	COUNT	TOTAL LAPS	TOTAL TIME
Green	1	10	20:07.972
Red	0	0	0.000
Safety Car	0	0	0.000
FCY	0	0	0.000

Weather / Track : Sunny / Dry

Oulton Park International: 2.6920 miles
Date: 05/04/2025 Start: 14:33 Finish: 14:52

BMCRC-MRO Championships 2025 - Rnd 2 @ Oulton Park Int

L&W BMCRC Rookie 600 & 1000

RACE 10 - STATISTICS

CLASS : 1000

7 Starters

Fastest Lap History

NO	NAME	LAP TIME	TIME OF DAY	LAP	VEHICLE
190	**Keiran WYNN**	**1:48.367**	14:37:44.836	2	Kawasaki ZX10R
15	**Tommy JONES**	**1:48.152**	14:37:45.147	2	Kawasaki ZX10R
190	**Keiran WYNN**	**1:47.761**	14:48:38.778	8	Kawasaki ZX10R
190	**Keiran WYNN**	**1:47.441**	14:50:26.219	9	Kawasaki ZX10R

Leader History

NO	NAME	FROM LAP	LAPS LED	DISTANCE	VEHICLE
190	**Keiran WYNN**	1	10	26.92 miles	Kawasaki ZX10R

Weather / Track : Sunny / Dry

Oulton Park International: 2.6920 miles
Date: 05/04/2025 Start: 14:33 Finish: 14:52

BMCRC-MRO Championships 2025 - Rnd 2 @ Oulton Park Int

L&W BMCRC Rookie 600 & 1000

RACE 10 - STATISTICS

CLASS : 600

17 Starters

Fastest Lap History

NO	NAME	LAP TIME	TIME OF DAY	LAP	VEHICLE
110	**Sean GOSLING**	**1:51.236**	14:38:07.625	2	Yamaha R6
110	**Sean GOSLING**	**1:50.463**	14:39:58.088	3	Yamaha R6
10	**Anmar AL-SHAWI**	**1:50.168**	14:51:10.404	9	Triumph 765 STREET TRIPLE RS
110	**Sean GOSLING**	**1:49.370**	14:52:58.180	10	Yamaha R6

Leader History

NO	NAME	FROM LAP	LAPS LED	DISTANCE	VEHICLE
110	**Sean GOSLING**	1	10	26.92 miles	Yamaha R6

Weather / Track : Sunny / Dry

Oulton Park International: 2.6920 miles
Date: 05/04/2025 Start: 14:33 Finish: 14:52

BMCRC-MRO Championships 2025 - Rnd 2 @ Oulton Park Int

L&W BMCRC Rookie 600 & 1000

RACE 20 - GRID (7 Laps)

ROW 11		32 **270** Josh LIU	31 **29** Sarah MACDONALD
ROW 10	30 **916** Adam FREWIN	29 **59** Michael WELLINGTON 2:18.146	28 **131** Nicholas KINGSTONE 2:05.540
ROW 9	27 **49** Thomas GALLAGHER 2:00.691	26 **573** Cian KETTERINGHAM 2:00.193	25 **16** Andrew CROSSMAN 1:55.769
ROW 8	24 **13** Matthew BENTON 1:55.338	23 **203** Thomas WOOD 1:55.147	22 **27** Stephen ROBERTS
ROW 7	21 **379** Jack Crowley MASON 1:54.972	20 **60** Dean NEAL 1:54.106	19 **21** Marc BETTS 1:53.330
ROW 6	18 **999** Jack ALLEN 1:52.789	17 **26** Daniel PRESTON 1:52.109	16 **50** Edward CULWICK 1:50.836
ROW 5	15 **317** Caleb WILLIAMS 1:50.662	14 **10** Anmar AL-SHAWI 1:50.128	13 **110** Sean GOSLING 1:49.370
ROW 4	12	11	10
ROW 3	9	8	7 **28** Mark RUSSELL 1:59.950
ROW 2	6 **202** Kelvin BOSWELL 1:57.792	5 **397** Kevin CLINKSCALES 1:55.983	4 **830** Daniel HOLT 1:53.814
ROW 1	3 **144** Scott LEMON 1:52.955	2 **15** Tommy JONES 1:48.152	1 **190** Keiran WYNN 1:47.441 **Pole**

These results are provisional until the conclusion of any judicial and technical matters.

Oulton Park International: 2.6920 miles

Clerk Of Course:	Timekeeper: Craig Smith	

Results can be found at www.tsl-timing.com

Printed - 14:57 Saturday, 05 April 2025

BMCRC-MRO Championships 2025 - Rnd 2 @ Oulton Park Int

L&W BMCRC Rookie 600 & 1000

RACE 20 - CLASSIFICATION

Race Distance: 7 Laps / 18.84 miles

POS	NO	CL	PIC	NAME	ENTRY	LAPS	TIME	GAP	DIFF	MPH	BEST	ON	GRD	↑↓
1	**15**	1000	1	**Tommy JONES**	Kawasaki ZX10R -	**7**	13:00.305			86.93	**1:48.673**	2	2	1
2	**110**	600	1	**Sean GOSLING**	Yamaha R6 - DMG Construction	**7**	13:19.703	**19.398**	19.398	84.83	**1:49.651**	7	8	6
3	**10**	600	2	**Anmar AL-SHAWI**	Triumph 765 STREET TRIPLE RS -	**7**	13:19.858	**19.553**	0.155	84.81	**1:49.563**	7	9	6
4	**27**	600	3	**Stephen ROBERTS**	Kawasaki ZX6R - Csr engineering	**7**	13:20.819	**20.514**	0.961	84.71	**1:48.881**	6	17	13
5	**317**	600	4	**Caleb WILLIAMS**	Suzuki GSXR -	**7**	13:23.284	**22.979**	2.465	84.45	**1:50.043**	6	10	5
6	**397**	1000	2	**Kevin CLINKSCALES**	Suzuki K3 GSXR 1000 - Home Heating & Lincolnshire gas tra	**7**	13:44.372	**44.067**	21.088	82.29	**1:54.899**	7	5	-1
7	**830**	1000	3	**Daniel HOLT**	Aprilia RSV4 1100 FACTORY - Set builds southern ltd	**7**	13:44.491	**44.186**	0.119	82.27	**1:55.028**	7	4	-3
8	**21**	600	5	**Marc BETTS**	Yamaha R6 -	**7**	13:48.894	**48.589**	4.403	81.84	**1:53.146**	2	14	6
9	**999**	600	6	**Jack ALLEN**	Honda CBR600 RR -	**7**	14:01.588	**1:01.283**	12.694	80.60	**1:52.189**	5	13	4
10	**379**	600	7	**Jack Crowley MASON**	Triumph DAYTONA 675 R -	**7**	14:04.242	**1:03.937**	2.654	80.35	**1:55.051**	7	16	6
11	**916**	600	8	**Adam FREWIN**	Yamaha R6 - Daniel Parker Motorsport mindset coach	**7**	14:04.500	**1:04.195**	0.258	80.33	**1:54.896**	7	25	14
12	**16**	600	9	**Andrew CROSSMAN**	Yamaha R6 - Crossman Contracting Ltd	**7**	14:14.278	**1:13.973**	9.778	79.41	**1:56.851**	7	20	8
13	**203**	600	10	**Thomas WOOD**	Triumph 765 -	**7**	14:22.601	**1:22.296**	8.323	78.64	**1:58.287**	2	18	5
14	**202**	1000	4	**Kelvin BOSWELL**	Kawasaki ZX10R -	**7**	14:22.668	**1:22.363**	0.067	78.63	**2:01.876**	3	6	-8
15	**60**	600	11	**Dean NEAL**	Kawasaki ZX6R 636 - Acute Civil Engineering Ltd	**7**	14:41.793	**1:41.488**	19.125	76.93	**1:56.539**	2	15	0
16	**28**	1000	5	**Mark RUSSELL**	Suzuki GSXR1000 - P&O Scaffolding	**7**	14:43.340	**1:43.035**	1.547	76.79	**2:02.997**	2	7	-9
17	**13**	600	12	**Matthew BENTON**	Honda CBR600RR - Air Engineering Group	**7**	14:51.086	**1:50.781**	7.746	76.13	**1:58.153**	2	19	2
18	**131**	600	13	**Nicholas KINGSTONE**	Suzuki GSXR600 -	**7**	14:55.901	**1:55.596**	4.815	75.72	**2:01.503**	7	23	5
19	**49**	600	14	**Thomas GALLAGHER**	- TG Cad Services Ltd	**6**	13:16.488	**1 Lap**	1 Lap	73.00	**2:06.702**	2	22	3

NOT CLASSIFIED

DNF	**573**	600		**Cian KETTERINGHAM**	Suzuki GSXR 6 -	**6**	12:29.179	**1 Lap**		77.61	**1:56.440**	5	21	
DNF	**26**	600		**Daniel PRESTON**	Triumph 675R -	**5**	9:44.865	**2 Laps**	1 Lap	82.85	**1:50.609**	4	12	
DNF	**190**	1000		**Keiran WYNN**	Kawasaki ZX10R -	**2**	3:43.587	**5 Laps**	3 Laps	86.68	**1:48.740**	2	1	

FASTEST LAP

15	1000	**Tommy JONES**	Kawasaki ZX10R -	**2**	1:48.673	89.17 mph	143.51 kph
27	600	**Stephen ROBERTS**	Kawasaki ZX6R - Csr engineering	**6**	1:48.881	89.00 mph	143.24 kph

Class 1000 - 92.5% of Race Speed = 80.41 mph
Class 600 - 92.5% of Race Speed = 78.46 mph

Weather / Track : Sunny / Dry
These results are provisional until the conclusion of any judicial and technical matters.

Date: 05/04/2025 Start: 18:10 Finish: 18:23
Oulton Park International: 2.6920 miles

Clerk Of Course:	Timekeeper: Craig Smith	

Results can be found at www.tsl-timing.com

Printed - 18:26 Saturday, 05 April 2025

BMCRC-MRO Championships 2025 - Rnd 2 @ Oulton Park Int

L&W BMCRC Rookie 600 & 1000

RACE 20 - LAP CHART

LAP 1 @ 18:12:53.074

NO	BEHIND	LAP TIME
190		1:54.847
15	2.886	1:57.733
830	4.689	1:59.536
397	8.547	2:03.394
202	10.385	2:05.232
28	14.879	2:09.726
110	22.150	2:16.997
10	22.715	2:17.562
317	22.841	2:17.688
26	23.981	2:18.828
27	24.498	2:19.345
999	25.663	2:20.510
21	26.556	2:21.403
379	28.158	2:23.005
573	30.465	2:25.312
60	31.081	2:25.928
916	31.304	2:26.151
16	33.385	2:28.232
203	33.718	2:28.565
13	34.329	2:29.176
131	37.600	2:32.447
49	39.292	2:34.139

LAP 2 @ 18:14:41.814

NO	BEHIND	LAP TIME
190		1:48.740
15	2.819	1:48.673
830	13.031	1:57.082
397	16.722	1:56.915
202	23.950	2:02.305
110	24.192	1:50.782
10	24.595	1:50.620
317	25.507	1:51.406
26	26.937	1:51.696
27	27.252	1:51.494
28	29.136	2:02.997
999	29.154	1:52.231
21	30.962	1:53.146
379	35.144	1:55.726
60	38.880	1:56.539
916	39.384	1:56.820
573	39.942	1:58.217
16	41.709	1:57.064
203	43.265	1:58.287
13	43.742	1:58.153
131	53.816	2:04.956
49	57.254	2:06.702

LAP 3 @ 18:16:33.309

NO	BEHIND	LAP TIME
15		1:48.676
830	18.935	1:57.399
397	22.691	1:57.464
110	23.519	1:50.822
10	24.560	1:51.460
317	25.200	1:51.188
27	25.585	1:49.828
26	28.248	1:52.806
999	30.422	1:52.763
202	34.331	2:01.876
21	34.577	1:55.110
28	41.323	2:03.682
379	41.471	1:57.822
916	44.881	1:56.992
60	45.931	1:58.546
573	46.568	1:58.121
16	47.851	1:57.637
203	50.590	1:58.820
13	50.890	1:58.643
131	1:08.224	2:05.903
49	1:13.564	2:07.805

LAP 4 @ 18:18:22.950

NO	BEHIND	LAP TIME
15		1:49.641
110	24.811	1:50.933
10	25.824	1:50.905
27	26.298	1:50.354
830	27.623	1:58.329
317	27.762	1:52.203
26	29.216	1:50.609
397	30.757	1:57.707
21	40.092	1:55.156
202	46.963	2:02.273
379	47.782	1:55.952
916	51.536	1:56.296
573	54.965	1:58.038
999	57.001	2:16.220
60	58.172	2:01.882
16	58.260	2:00.050
28	58.266	2:06.584
203	59.790	1:58.841
13	1:00.053	1:58.804
131	1:23.561	2:04.978
49	1:33.768	2:09.845

LAP 5 @ 18:20:13.585

NO	BEHIND	LAP TIME
15		1:50.635
110	24.548	1:50.372
10	24.955	1:49.766
27	26.292	1:50.629
317	27.538	1:50.411
26	29.507	1:50.926
830	34.419	1:57.431
397	36.678	1:56.556
21	44.923	1:55.466
379	56.608	1:59.461
916	57.149	1:56.248
999	58.555	1:52.189
202	59.234	2:02.906
573	1:00.770	1:56.440
16	1:04.794	1:57.169
203	1:08.682	1:59.527
28	1:11.436	2:03.805
60	1:13.622	2:06.085
13	1:32.934	2:23.516
131	1:35.578	2:02.652
49	1:51.846	2:08.713

LAP 6 @ 18:22:05.565

NO	BEHIND	LAP TIME
15		1:51.980
110	22.714	1:50.146
10	22.957	1:49.982
27	23.193	1:48.881
317	25.601	1:50.043
830	42.125	1:59.686
397	42.135	1:57.437
21	47.366	1:54.423
999	1:01.020	1:54.445
379	1:01.853	1:57.225
916	1:02.266	1:57.097
16	1:10.089	1:57.275
202	1:10.831	2:03.577
203	1:16.403	1:59.701
573	1:21.841	2:13.051 P
28	1:26.997	2:07.541
60	1:27.548	2:05.906
13	1:42.643	2:01.689
131	1:47.060	2:03.462

LAP 7 @ 18:23:58.532

NO	BEHIND	LAP TIME
15		1:52.967
49	1 Lap	2:09.284
110	19.398	1:49.651
10	19.553	1:49.563
27	20.514	1:50.288
317	22.979	1:50.345
397	44.067	1:54.899
830	44.186	1:55.028
21	48.589	1:54.190
999	1:01.283	1:53.230
379	1:03.937	1:55.051
916	1:04.195	1:54.896
16	1:13.973	1:56.851
203	1:22.296	1:58.860
202	1:22.363	2:04.499
60	1:41.488	2:06.907
28	1:43.035	2:09.005
13	1:50.781	2:01.105
131	1:55.596	2:01.503

Weather / Track : Sunny / Dry

Oulton Park International: 2.6920 miles
Date: 05/04/2025 Start: 18:10 Finish: 18:23

Results can be found at www.tsl-timing.com

Printed - 18:26 Saturday, 05 April 2025

BMCRC-MRO Championships 2025 - Rnd 2 @ Oulton Park Int

L&W BMCRC Rookie 600 & 1000

RACE 20 - POSITION CHART

		Lap	1	2	3	4	5	6	7
No	Name	Pos							
190	WYNN	1	190	190	15	15	15	15	15
15	JONES	2	15	15	830	110	110	110	110
830	HOLT	3	830	830	397	10	10	10	10
397	CLINKSCALES	4	397	397	110	27	27	27	27
202	BOSWELL	5	202	202	10	830	317	317	317
28	RUSSELL	6	28	110	317	317	26	830	397
110	GOSLING	7	110	10	27	26	830	397	830
10	AL-SHAWI	8	10	317	26	397	397	21	21
317	WILLIAMS	9	317	26	999	21	21	999	999
26	PRESTON	10	26	27	202	202	379	379	379
999	ALLEN	11	27	28	21	379	916	916	916
21	BETTS	12	999	999	28	916	999	16	16
60	NEAL	13	21	21	379	573	202	202	203
379	MASON	14	379	379	916	999	573	203	202
27	ROBERTS	15	573	60	60	60	16	*573*	60
203	WOOD	16	60	916	573	16	203	28	28
13	BENTON	17	916	573	16	28	28	60	13
16	CROSSMAN	18	16	16	203	203	60	13	131
573	KETTERINGHAM	19	203	203	13	13	13	131	
49	GALLAGHER	20	13	13	131	131	131	49	
131	KINGSTONE	21	131	131	49	49	49		
916	FREWIN	22	49	49					

Weather / Track : Sunny / Dry

Oulton Park International: 2.6920 miles
Date: 05/04/2025 Start: 18:10 Finish: 18:23

Results can be found at www.tsl-timing.com

Printed - 18:26 Saturday, 05 April 2025

BMCRC-MRO Championships 2025 - Rnd 2 @ Oulton Park Int

L&W BMCRC Rookie 600 & 1000

RACE 20 - SECTOR ANALYSIS

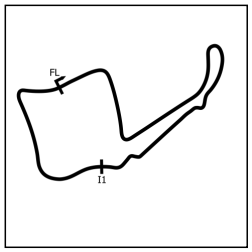

SECTOR 1 = FL to I1, SECTOR 2 = I1 to FL, DIFF = Difference To Personal Best Lap, P = Crossed Finish Line in Pit Lane, D = Time Disallowed

P1 15 1000 Tommy JONES Kawasaki ZX10R -

IDEAL LAP TIME : 1:48.151 BEST LAP TIME : 1:48.673 DIFFERENCE : 0.522

LAP	SECTOR 1	SECTOR 2	LAP TIME	MPH	DIFF	TIME OF DAY
1 -		29.742	1:57.733	82.31	9.060	18:12:55.960
2 -	***1:18.444***	30.229	***1:48.673 (1)***	***89.17***		***18:14:44.633***
3 -	1:18.969	***29.707***	1:48.676 (2)	89.17	0.003	18:16:33.309
4 -	1:19.477	30.164	1:49.641 (3)	88.39	0.968	18:18:22.950
5 -	1:20.193	30.442	1:50.635	87.59	1.962	18:20:13.585
6 -	1:20.506	31.474	1:51.980	86.54	3.307	18:22:05.565
7 -	1:21.890	31.077	1:52.967	85.78	4.294	18:23:58.532

P2 110 600 Sean GOSLING Yamaha R6 - DMG Construction

IDEAL LAP TIME : 1:49.633 BEST LAP TIME : 1:49.651 DIFFERENCE : 0.018

LAP	SECTOR 1	SECTOR 2	LAP TIME	MPH	DIFF	TIME OF DAY
1 -		***30.234***	2:16.997	70.74	27.346	18:13:15.224
2 -	1:20.346	30.436	1:50.782	87.48	1.131	18:15:06.006
3 -	1:19.853	30.969	1:50.822	87.44	1.171	18:16:56.828
4 -	1:20.600	30.333	1:50.933	87.36	1.282	18:18:47.761
5 -	1:20.085	30.287	1:50.372 (3)	87.80	0.721	18:20:38.133
6 -	1:19.887	30.259	1:50.146 (2)	87.98	0.495	18:22:28.279
7 -	***1:19.399***	30.252	***1:49.651 (1)***	***88.38***		***18:24:17.930***

P3 10 600 Anmar AL-SHAWI Triumph 765 STREET TRIPLE RS -

IDEAL LAP TIME : 1:49.262 BEST LAP TIME : 1:49.563 DIFFERENCE : 0.301

LAP	SECTOR 1	SECTOR 2	LAP TIME	MPH	DIFF	TIME OF DAY
1 -		29.744	2:17.562	70.45	27.999	18:13:15.789
2 -	1:20.940	***29.680***	1:50.620	87.60	1.057	18:15:06.409
3 -	1:21.358	30.102	1:51.460	86.94	1.897	18:16:57.869
4 -	1:20.776	30.129	1:50.905	87.38	1.342	18:18:48.774
5 -	1:19.977	29.789	1:49.766 (2)	88.29	0.203	18:20:38.540
6 -	1:19.731	30.251	1:49.982 (3)	88.11	0.419	18:22:28.522
7 -	***1:19.582***	29.981	***1:49.563 (1)***	***88.45***		***18:24:18.085***

P4 27 600 Stephen ROBERTS Kawasaki ZX6R - Csr engineering

IDEAL LAP TIME : 1:48.791 BEST LAP TIME : 1:48.881 DIFFERENCE : 0.090

LAP	SECTOR 1	SECTOR 2	LAP TIME	MPH	DIFF	TIME OF DAY
1 -		30.774	2:19.345	69.54	30.464	18:13:17.572
2 -	1:20.995	30.499	1:51.494	86.92	2.613	18:15:09.066
3 -	1:19.745	30.083	1:49.828 (2)	88.24	0.947	18:16:58.894
4 -	1:20.444	***29.910***	1:50.354	87.82	1.473	18:18:49.248
5 -	1:20.309	30.320	1:50.629	87.60	1.748	18:20:39.877
6 -	***1:18.881***	30.000	***1:48.881 (1)***	***89.00***		***18:22:28.758***
7 -	1:20.031	30.257	1:50.288 (3)	87.87	1.407	18:24:19.046

P5 317 600 Caleb WILLIAMS Suzuki GSXR -

IDEAL LAP TIME : 1:50.043 BEST LAP TIME : 1:50.043 DIFFERENCE : 0.000

LAP	SECTOR 1	SECTOR 2	LAP TIME	MPH	DIFF	TIME OF DAY
1 -		30.465	2:17.688	70.38	27.645	18:13:15.915
2 -	1:21.367	30.039	1:51.406	86.99	1.363	18:15:07.321
3 -	1:21.071	30.117	1:51.188	87.16	1.145	18:16:58.509
4 -	1:22.307	29.896	1:52.203	86.37	2.160	18:18:50.712
5 -	1:20.481	29.930	1:50.411 (3)	87.77	0.368	18:20:41.123
6 -	***1:20.242***	***29.801***	***1:50.043 (1)***	***88.06***		***18:22:31.166***
7 -	1:20.393	29.952	1:50.345 (2)	87.82	0.302	18:24:21.511

Weather / Track : Sunny / Dry

Oulton Park International: 2.6920 miles
Date: 05/04/2025 Start: 18:10 Finish: 18:23

BMCRC-MRO Championships 2025 - Rnd 2 @ Oulton Park Int

L&W BMCRC Rookie 600 & 1000

RACE 20 - SECTOR ANALYSIS

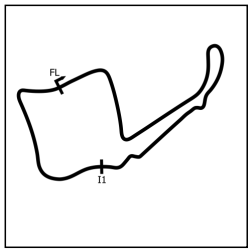

SECTOR 1 = FL to I1, SECTOR 2 = I1 to FL, DIFF = Difference To Personal Best Lap, P = Crossed Finish Line in Pit Lane, D = Time Disallowed

P6 397 1000 Kevin CLINKSCALES — Suzuki K3 GSXR 1000 - Home Heating & Lincolnshire gas trainii

IDEAL LAP TIME : 1:54.899 BEST LAP TIME : 1:54.899 DIFFERENCE : 0.000

LAP	SECTOR 1	SECTOR 2	LAP TIME	MPH	DIFF	TIME OF DAY
1 -		32.661	2:03.394	78.53	8.495	18:13:01.621
2 -	1:24.505	32.410	1:56.915 (3)	82.89	2.016	18:14:58.536
3 -	1:24.805	32.659	1:57.464	82.50	2.565	18:16:56.000
4 -	1:25.488	32.219	1:57.707	82.33	2.808	18:18:53.707
5 -	1:24.417	32.139	1:56.556 (2)	83.14	1.657	18:20:50.263
6 -	1:24.496	32.941	1:57.437	82.52	2.538	18:22:47.700
7 -	***1:22.870***	***32.029***	***1:54.899 (1)***	***84.34***		***18:24:42.599***

P7 830 1000 Daniel HOLT — Aprilia RSV4 1100 FACTORY - Set builds southern ltd

IDEAL LAP TIME : 1:54.970 BEST LAP TIME : 1:55.028 DIFFERENCE : 0.058

LAP	SECTOR 1	SECTOR 2	LAP TIME	MPH	DIFF	TIME OF DAY
1 -		***31.167***	1:59.536	81.07	4.508	18:12:57.763
2 -	1:25.253	31.829	1:57.082 (2)	82.77	2.054	18:14:54.845
3 -	1:24.785	32.614	1:57.399 (3)	82.55	2.371	18:16:52.244
4 -	1:26.989	31.340	1:58.329	81.90	3.301	18:18:50.573
5 -	1:25.646	31.785	1:57.431	82.52	2.403	18:20:48.004
6 -	1:26.586	33.100	1:59.686	80.97	4.658	18:22:47.690
7 -	***1:23.803***	31.225	***1:55.028 (1)***	***84.25***		***18:24:42.718***

P8 21 600 Marc BETTS — Yamaha R6 -

IDEAL LAP TIME : 1:53.056 BEST LAP TIME : 1:53.146 DIFFERENCE : 0.090

LAP	SECTOR 1	SECTOR 2	LAP TIME	MPH	DIFF	TIME OF DAY
1 -		***30.972***	2:21.403	68.53	28.257	18:13:19.630
2 -	***1:22.084***	31.062	***1:53.146 (1)***	***85.65***		***18:15:12.776***
3 -	1:23.530	31.580	1:55.110	84.19	1.964	18:17:07.886
4 -	1:23.516	31.640	1:55.156	84.15	2.010	18:19:03.042
5 -	1:23.877	31.589	1:55.466	83.93	2.320	18:20:58.508
6 -	1:22.984	31.439	1:54.423 (3)	84.69	1.277	18:22:52.931
7 -	1:22.738	31.452	1:54.190 (2)	84.86	1.044	18:24:47.121

P9 999 600 Jack ALLEN — Honda CBR600 RR -

IDEAL LAP TIME : 1:52.086 BEST LAP TIME : 1:52.189 DIFFERENCE : 0.103

LAP	SECTOR 1	SECTOR 2	LAP TIME	MPH	DIFF	TIME OF DAY
1 -		30.535	2:20.510	68.97	28.321	18:13:18.737
2 -	***1:21.687***	30.544	1:52.231 (2)	86.35	0.042	18:15:10.968
3 -	1:22.071	30.692	1:52.763 (3)	85.94	0.574	18:17:03.731
4 -	1:44.145	32.075	2:16.220	71.14	24.031	18:19:19.951
5 -	1:21.790	***30.399***	***1:52.189 (1)***	***86.38***		***18:21:12.140***
6 -	1:22.680	31.765	1:54.445	84.68	2.256	18:23:06.585
7 -	1:22.425	30.805	1:53.230	85.58	1.041	18:24:59.815

P10 379 600 Jack Crowley MASON — Triumph DAYTONA 675 R -

IDEAL LAP TIME : 1:54.737 BEST LAP TIME : 1:55.051 DIFFERENCE : 0.314

LAP	SECTOR 1	SECTOR 2	LAP TIME	MPH	DIFF	TIME OF DAY
1 -		***31.167***	2:23.005	67.76	27.954	18:13:21.232
2 -	1:24.320	31.406	1:55.726 (2)	83.74	0.675	18:15:16.958
3 -	1:24.063	33.759	1:57.822	82.25	2.771	18:17:14.780
4 -	1:24.203	31.749	1:55.952 (3)	83.58	0.901	18:19:10.732
5 -	1:27.695	31.766	1:59.461	81.12	4.410	18:21:10.193
6 -	1:24.184	33.041	1:57.225	82.67	2.174	18:23:07.418
7 -	***1:23.570***	31.481	***1:55.051 (1)***	***84.23***		***18:25:02.469***

Weather / Track : Sunny / Dry

Oulton Park International: 2.6920 miles
Date: 05/04/2025 Start: 18:10 Finish: 18:23

BMCRC-MRO Championships 2025 - Rnd 2 @ Oulton Park Int

L&W BMCRC Rookie 600 & 1000

RACE 20 - SECTOR ANALYSIS

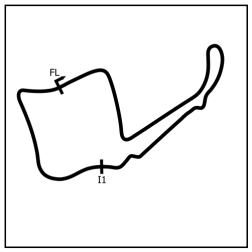

SECTOR 1 = FL to I1, SECTOR 2 = I1 to FL, DIFF = Difference To Personal Best Lap, P = Crossed Finish Line in Pit Lane, D = Time Disallowed

P11 916 600 Adam FREWIN — Yamaha R6 - Daniel Parker Motorsport mindset coach

IDEAL LAP TIME : 1:54.896 BEST LAP TIME : 1:54.896 DIFFERENCE : 0.000

LAP	SECTOR 1	SECTOR 2	LAP TIME	MPH	DIFF	TIME OF DAY
1 -		31.320	2:26.151	66.30	31.255	18:13:24.378
2 -	1:25.116	31.704	1:56.820	82.95	1.924	18:15:21.198
3 -	1:25.286	31.706	1:56.992	82.83	2.096	18:17:18.190
4 -	1:24.633	31.663	1:56.296 (3)	83.33	1.400	18:19:14.486
5 -	1:24.923	31.325	1:56.248 (2)	83.36	1.352	18:21:10.734
6 -	1:24.347	32.750	1:57.097	82.76	2.201	18:23:07.831
7 -	***1:23.838***	***31.058***	***1:54.896 (1)***	***84.34***		***18:25:02.727***

P12 16 600 Andrew CROSSMAN — Yamaha R6 - Crossman Contracting Ltd

IDEAL LAP TIME : 1:56.620 BEST LAP TIME : 1:56.851 DIFFERENCE : 0.231

LAP	SECTOR 1	SECTOR 2	LAP TIME	MPH	DIFF	TIME OF DAY
1 -		32.474	2:28.232	65.37	31.381	18:13:26.459
2 -	1:24.901	32.163	1:57.064 (2)	82.78	0.213	18:15:23.523
3 -	1:25.546	32.091	1:57.637	82.38	0.786	18:17:21.160
4 -	1:25.996	34.054	2:00.050	80.72	3.199	18:19:21.210
5 -	1:25.294	***31.875***	1:57.169 (3)	82.71	0.318	18:21:18.379
6 -	1:24.799	32.476	1:57.275	82.63	0.424	18:23:15.654
7 -	***1:24.745***	32.106	***1:56.851 (1)***	***82.93***		***18:25:12.505***

P13 203 600 Thomas WOOD — Triumph 765 -

IDEAL LAP TIME : 1:57.938 BEST LAP TIME : 1:58.287 DIFFERENCE : 0.349

LAP	SECTOR 1	SECTOR 2	LAP TIME	MPH	DIFF	TIME OF DAY
1 -		32.427	2:28.565	65.23	30.278	18:13:26.792
2 -	1:26.228	32.059	***1:58.287 (1)***	***81.93***		***18:15:25.079***
3 -	1:26.437	32.383	1:58.820 (2)	81.56	0.533	18:17:23.899
4 -	1:26.620	32.221	1:58.841 (3)	81.54	0.554	18:19:22.740
5 -	1:27.558	***31.969***	1:59.527	81.08	1.240	18:21:22.267
6 -	1:26.304	33.397	1:59.701	80.96	1.414	18:23:21.968
7 -	***1:25.969***	32.891	1:58.860	81.53	0.573	18:25:20.828

P14 202 1000 Kelvin BOSWELL — Kawasaki ZX10R -

IDEAL LAP TIME : 2:01.118 BEST LAP TIME : 2:01.876 DIFFERENCE : 0.758

LAP	SECTOR 1	SECTOR 2	LAP TIME	MPH	DIFF	TIME OF DAY
1 -		***32.570***	2:05.232	77.38	3.356	18:13:03.459
2 -	1:29.367	32.938	2:02.305 (3)	79.23	0.429	18:15:05.764
3 -	***1:28.548***	33.328	***2:01.876 (1)***	***79.51***		***18:17:07.640***
4 -	1:29.120	33.153	2:02.273 (2)	79.25	0.397	18:19:09.913
5 -	1:29.695	33.211	2:02.906	78.85	1.030	18:21:12.819
6 -	1:29.639	33.938	2:03.577	78.42	1.701	18:23:16.396
7 -	1:30.157	34.342	2:04.499	77.84	2.623	18:25:20.895

P15 60 600 Dean NEAL — Kawasaki ZX6R 636 - Acute Civil Engineering Ltd

IDEAL LAP TIME : 1:56.262 BEST LAP TIME : 1:56.539 DIFFERENCE : 0.277

LAP	SECTOR 1	SECTOR 2	LAP TIME	MPH	DIFF	TIME OF DAY
1 -		***31.548***	2:25.928	66.41	29.389	18:13:24.155
2 -	***1:24.714***	31.825	***1:56.539 (1)***	***83.15***		***18:15:20.694***
3 -	1:26.495	32.051	1:58.546 (2)	81.75	2.007	18:17:19.240
4 -	1:27.657	34.225	2:01.882 (3)	79.51	5.343	18:19:21.122
5 -	1:32.633	33.452	2:06.085	76.86	9.546	18:21:27.207
6 -	1:30.082	35.824	2:05.906	76.97	9.367	18:23:33.113
7 -	1:32.829	34.078	2:06.907	76.36	10.368	18:25:40.020

Weather / Track : Sunny / Dry

Oulton Park International: 2.6920 miles
Date: 05/04/2025 Start: 18:10 Finish: 18:23

BMCRC-MRO Championships 2025 - Rnd 2 @ Oulton Park Int

L&W BMCRC Rookie 600 & 1000

RACE 20 - SECTOR ANALYSIS

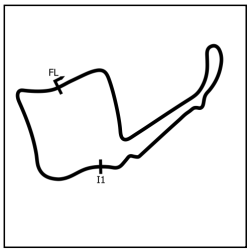

SECTOR 1 = FL to I1, SECTOR 2 = I1 to FL, DIFF = Difference To Personal Best Lap, P = Crossed Finish Line in Pit Lane, D = Time Disallowed

P16 28 1000 Mark RUSSELL Suzuki GSXR1000 - P&O Scaffolding

IDEAL LAP TIME : 2:02.040 BEST LAP TIME : 2:02.997 DIFFERENCE : 0.957

LAP	SECTOR 1	SECTOR 2	LAP TIME	MPH	DIFF	TIME OF DAY
1 -		33.762	2:09.726	74.70	6.729	18:13:07.953
2 -	1:29.891	***33.106***	***2:02.997 (1)***	***78.79***		***18:15:10.950***
3 -	***1:28.934***	34.748	2:03.682 (2)	78.35	0.685	18:17:14.632
4 -	1:32.022	34.562	2:06.584	76.56	3.587	18:19:21.216
5 -	1:30.278	33.527	2:03.805 (3)	78.27	0.808	18:21:25.021
6 -	1:31.859	35.682	2:07.541	75.98	4.544	18:23:32.562
7 -	1:34.658	34.347	2:09.005	75.12	6.008	18:25:41.567

P17 13 600 Matthew BENTON Honda CBR600RR - Air Engineering Group

IDEAL LAP TIME : 1:58.031 BEST LAP TIME : 1:58.153 DIFFERENCE : 0.122

LAP	SECTOR 1	SECTOR 2	LAP TIME	MPH	DIFF	TIME OF DAY
1 -		32.473	2:29.176	64.96	31.023	18:13:27.403
2 -	***1:25.923***	32.230	***1:58.153 (1)***	***82.02***		***18:15:25.556***
3 -	1:26.535	***32.108***	1:58.643 (2)	81.68	0.490	18:17:24.199
4 -	1:26.635	32.169	1:58.804 (3)	81.57	0.651	18:19:23.003
5 -	1:51.112	32.404	2:23.516	67.52	25.363	18:21:46.519
6 -	1:27.923	33.766	2:01.689	79.63	3.536	18:23:48.208
7 -	1:27.764	33.341	2:01.105	80.02	2.952	18:25:49.313

P18 131 600 Nicholas KINGSTONE Suzuki GSXR600 -

IDEAL LAP TIME : 2:00.892 BEST LAP TIME : 2:01.503 DIFFERENCE : 0.611

LAP	SECTOR 1	SECTOR 2	LAP TIME	MPH	DIFF	TIME OF DAY
1 -		33.484	2:32.447	63.57	30.944	18:13:30.674
2 -	1:30.261	34.695	2:04.956	77.55	3.453	18:15:35.630
3 -	1:31.187	34.716	2:05.903	76.97	4.400	18:17:41.533
4 -	1:30.718	34.260	2:04.978	77.54	3.475	18:19:46.511
5 -	1:29.624	***33.028***	2:02.652 (2)	79.01	1.149	18:21:49.163
6 -	1:29.205	34.257	2:03.462 (3)	78.49	1.959	18:23:52.625
7 -	***1:27.864***	33.639	***2:01.503 (1)***	***79.76***		***18:25:54.128***

P19 49 600 Thomas GALLAGHER - TG Cad Services Ltd

IDEAL LAP TIME : 2:05.764 BEST LAP TIME : 2:06.702 DIFFERENCE : 0.938

LAP	SECTOR 1	SECTOR 2	LAP TIME	MPH	DIFF	TIME OF DAY
1 -		***33.837***	2:34.139	62.87	27.437	18:13:32.366
2 -	***1:31.927***	34.775	***2:06.702 (1)***	***76.48***		***18:15:39.068***
3 -	1:32.440	35.365	2:07.805 (2)	75.82	1.103	18:17:46.873
4 -	1:34.021	35.824	2:09.845	74.63	3.143	18:19:56.718
5 -	1:33.259	35.454	2:08.713 (3)	75.29	2.011	18:22:05.431
6 -	1:33.006	36.278	2:09.284	74.96	2.582	18:24:14.715

P20 573 600 Cian KETTERINGHAM Suzuki GSXR 6 -

IDEAL LAP TIME : 1:56.306 BEST LAP TIME : 1:56.440 DIFFERENCE : 0.134

LAP	SECTOR 1	SECTOR 2	LAP TIME	MPH	DIFF	TIME OF DAY
1 -		***31.614***	2:25.312	66.69	28.872	18:13:23.539
2 -	1:25.804	32.413	1:58.217	81.97	1.777	18:15:21.756
3 -	1:26.047	32.074	1:58.121 (3)	82.04	1.681	18:17:19.877
4 -	1:25.540	32.498	1:58.038 (2)	82.10	1.598	18:19:17.915
5 -	***1:24.692***	31.748	***1:56.440 (1)***	***83.23***		***18:21:14.355***
6 -	1:29.205	IN PIT	2:13.051 P	72.83	16.611	18:23:27.406

BMCRC-MRO Championships 2025 - Rnd 2 @ Oulton Park Int

L&W BMCRC Rookie 600 & 1000

RACE 20 - SECTOR ANALYSIS

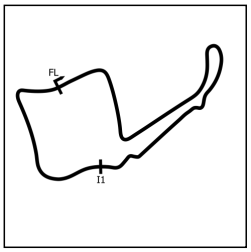

SECTOR 1 = FL to I1, SECTOR 2 = I1 to FL, DIFF = Difference To Personal Best Lap, P = Crossed Finish Line in Pit Lane, D = Time Disallowed

P21 26 600 Daniel PRESTON Triumph 675R -

IDEAL LAP TIME : 1:50.088 BEST LAP TIME : 1:50.609 DIFFERENCE : 0.521

LAP	SECTOR 1	SECTOR 2	LAP TIME	MPH	DIFF	TIME OF DAY
1 -		30.630	2:18.828	69.80	28.219	18:13:17.055
2 -	1:21.386	30.310	1:51.696 **(3)**	86.76	1.087	18:15:08.751
3 -	1:22.498	30.308	1:52.806	85.91	2.197	18:17:01.557
4 -	1:20.671	***29.938***	***1:50.609*** **(1)**	***87.61***		***18:18:52.166***
5 -	1:20.880	30.046	1:50.926 **(2)**	87.36	0.317	18:20:43.092

P22 190 1000 Keiran WYNN Kawasaki ZX10R -

IDEAL LAP TIME : 1:48.537 BEST LAP TIME : 1:48.740 DIFFERENCE : 0.203

LAP	SECTOR 1	SECTOR 2	LAP TIME	MPH	DIFF	TIME OF DAY
1 -		***29.462***	1:54.847	84.38	6.107	18:12:53.074
2 -	***1:19.075***	29.665	***1:48.740*** **(1)**	***89.12***		***18:14:41.814***

Weather / Track : Sunny / Dry

Oulton Park International: 2.6920 miles
Date: 05/04/2025 Start: 18:10 Finish: 18:23

BMCRC-MRO Championships 2025 - Rnd 2 @ Oulton Park Int

L&W BMCRC Rookie 600 & 1000

RACE 20 - BEST SECTORS

	SECTOR 1		SECTOR 2	
POS	NO	TIME	NO	TIME
1	15	1:18.444	190	29.462
2	27	1:18.881	10	29.680
3	190	1:19.075	15	29.707
4	110	1:19.399	317	29.801
5	10	1:19.582	27	29.910
6	26	1:20.150	26	29.938
7	317	1:20.242	110	30.234
8	999	1:21.687	999	30.399
9	21	1:22.084	21	30.972
10	397	1:22.870	916	31.058
11	379	1:23.570	830	31.167
12	830	1:23.803	379	31.167
13	916	1:23.838	60	31.548
14	573	1:24.692	573	31.614
15	60	1:24.714	16	31.875
16	16	1:24.745	203	31.969
17	13	1:25.923	397	32.029
18	203	1:25.969	13	32.108
19	131	1:27.864	202	32.570
20	202	1:28.548	131	33.028
21	28	1:28.934	28	33.106
22	49	1:31.927	49	33.837

IDEAL / BEST COMPARISON

PERFECT LAP 1:47.906

POS	NO	NAME	IDEAL	BEST	DIFF
1	15	JONES	1:48.151	1:48.673	0.522
2	190	WYNN	1:48.537	1:48.740	0.203
3	27	ROBERTS	1:48.791	1:48.881	0.090
4	10	AL-SHAWI	1:49.262	1:49.563	0.301
5	110	GOSLING	1:49.633	1:49.651	0.018
6	317	WILLIAMS	1:50.043	1:50.043	0.000
7	26	PRESTON	1:50.088	1:50.609	0.521
8	999	ALLEN	1:52.086	1:52.189	0.103
9	21	BETTS	1:53.056	1:53.146	0.090
10	379	MASON	1:54.737	1:55.051	0.314
11	916	FREWIN	1:54.896	1:54.896	0.000
12	397	CLINKSCALES	1:54.899	1:54.899	0.000
13	830	HOLT	1:54.970	1:55.028	0.058
14	60	NEAL	1:56.262	1:56.539	0.277
15	573	KETTERINGHAM	1:56.306	1:56.440	0.134
16	16	CROSSMAN	1:56.620	1:56.851	0.231
17	203	WOOD	1:57.938	1:58.287	0.349
18	13	BENTON	1:58.031	1:58.153	0.122
19	131	KINGSTONE	2:00.892	2:01.503	0.611
20	202	BOSWELL	2:01.118	2:01.876	0.758
21	28	RUSSELL	2:02.040	2:02.997	0.957
22	49	GALLAGHER	2:05.764	2:06.702	0.938

Weather / Track : Sunny / Dry

Oulton Park International: 2.6920 miles
Date: 05/04/2025 Start: 18:10 Finish: 18:23

Results can be found at www.tsl-timing.com

Printed - 18:26 Saturday, 05 April 2025

BMCRC-MRO Championships 2025 - Rnd 2 @ Oulton Park Int

L&W BMCRC Rookie 600 & 1000

RACE 20 - STATISTICS

Competitors Started	22
Planned Start	2025-04-05 @ 18:00:00.000
Actual Start	2025-04-05 @ 18:10:58.226
Finish Time	2025-04-05 @ 18:23:58.531
Track Length	2.6920mi.
Total Laps	145
Total Distance Covered	390.3441mi.

Session Fastest Lap History

NO	CL	NAME	LAP TIME	TIME OF DAY	LAP	VEHICLE
190	1000	**Keiran WYNN**	**1:48.740**	18:14:41.833	2	Kawasaki ZX10R
15	1000	**Tommy JONES**	**1:48.673**	18:14:44.646	2	Kawasaki ZX10R

Session Leader History

NO	CL	NAME	FROM LAP	LAPS LED	DISTANCE	VEHICLE
190	1000	**Keiran WYNN**	1	2	5.38 miles	Kawasaki ZX10R
15	1000	**Tommy JONES**	3	5	13.46 miles	Kawasaki ZX10R

Flag History

TYPE	TIME OF DAY
GREEN	18:10:58.226
FINISH	18:23:58.531

Flag Statistics

TYPE	COUNT	TOTAL LAPS	TOTAL TIME
Green	1	7	15:01.043
Red	0	0	0.000
Safety Car	0	0	0.000
FCY	0	0	0.000

Weather / Track : Sunny / Dry

Oulton Park International: 2.6920 miles
Date: 05/04/2025 Start: 18:10 Finish: 18:23

BMCRC-MRO Championships 2025 - Rnd 2 @ Oulton Park Int

L&W BMCRC Rookie 600 & 1000

RACE 20 - STATISTICS

CLASS : 1000

6 Starters

Fastest Lap History

NO	NAME	LAP TIME	TIME OF DAY	LAP	VEHICLE
190	**Keiran WYNN**	**1:48.740**	18:14:41.833	2	Kawasaki ZX10R
15	**Tommy JONES**	**1:48.673**	18:14:44.646	2	Kawasaki ZX10R

Leader History

NO	NAME	FROM LAP	LAPS LED	DISTANCE	VEHICLE
190	**Keiran WYNN**	1	2	5.38 miles	Kawasaki ZX10R
15	**Tommy JONES**	3	5	13.46 miles	Kawasaki ZX10R

Weather / Track : Sunny / Dry

Oulton Park International: 2.6920 miles
Date: 05/04/2025 Start: 18:10 Finish: 18:23

BMCRC-MRO Championships 2025 - Rnd 2 @ Oulton Park Int

L&W BMCRC Rookie 600 & 1000

RACE 20 - STATISTICS

CLASS : 600

16 Starters

Fastest Lap History

NO	NAME	LAP TIME	TIME OF DAY	LAP	VEHICLE
110	**Sean GOSLING**	**1:50.782**	18:15:06.013	2	Yamaha R6
10	**Anmar AL-SHAWI**	**1:50.620**	18:15:06.425	2	Triumph 765 STREET TRIPLE RS
27	**Stephen ROBERTS**	**1:49.828**	18:16:58.912	3	Kawasaki ZX6R
10	**Anmar AL-SHAWI**	**1:49.766**	18:20:38.555	5	Triumph 765 STREET TRIPLE RS
27	**Stephen ROBERTS**	**1:48.881**	18:22:28.778	6	Kawasaki ZX6R

Leader History

NO	NAME	FROM LAP	LAPS LED	DISTANCE	VEHICLE
110	**Sean GOSLING**	1	7	18.84 miles	Yamaha R6

Weather / Track : Sunny / Dry

Oulton Park International: 2.6920 miles
Date: 05/04/2025 Start: 18:10 Finish: 18:23

BMCRC F1 & F2 SIDECARS

BMCRC-MRO Championships – Round 2

Oulton Park International

4th / 5th April 2025

Timing & Results Provided by Timing Solutions Ltd

www.tsl-timing.com

Oulton Park International Circuit

Little Budworth, Tarporley, Cheshire, UK

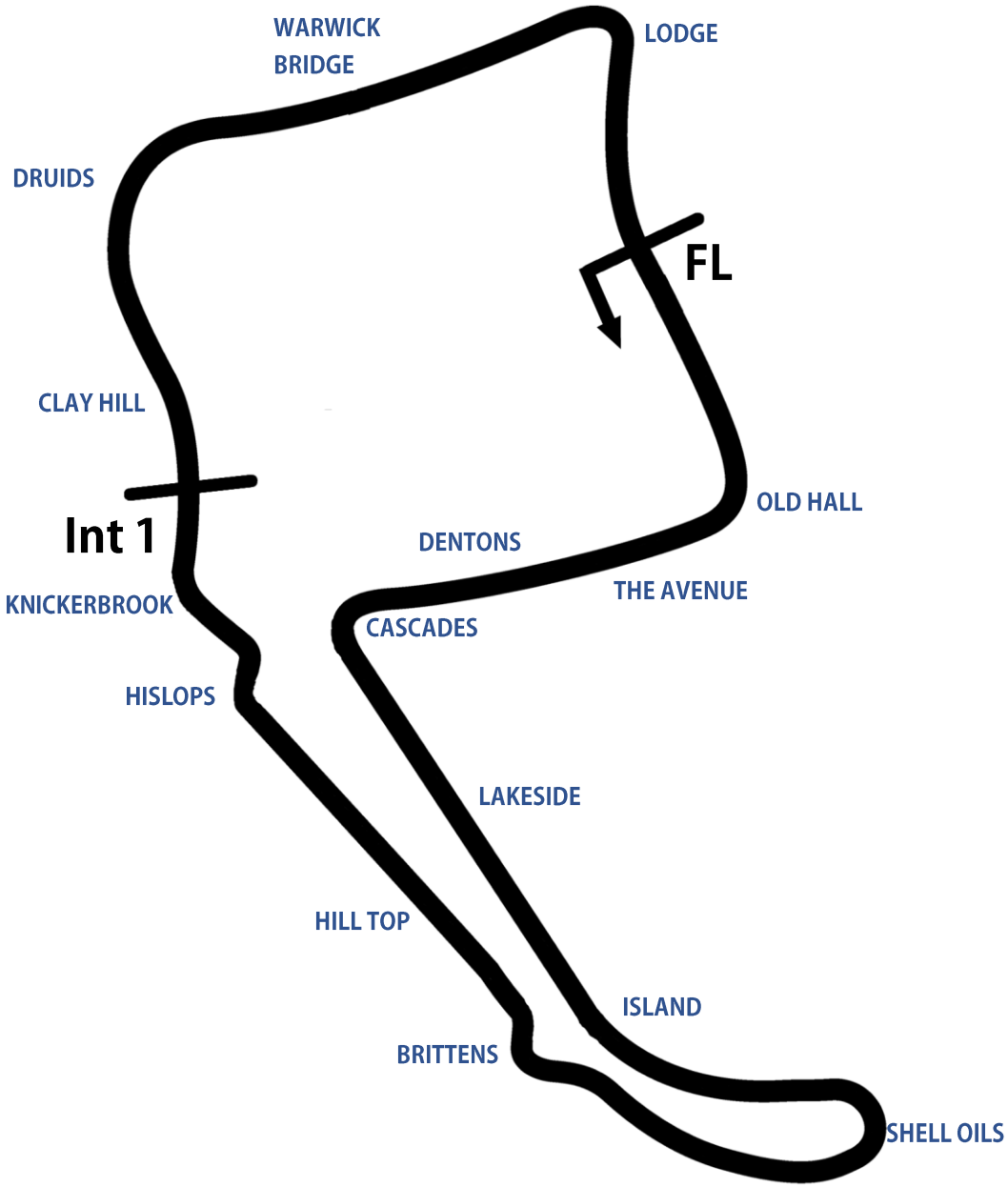

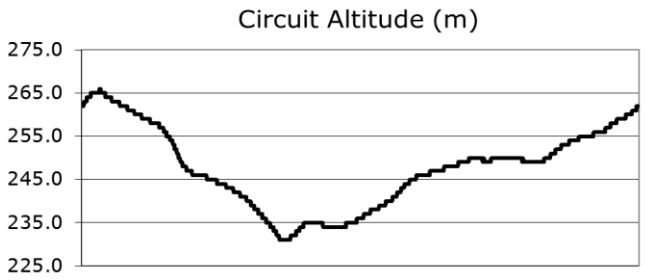

Length	2.6920 miles | 4.332 km | 4332.4m		
FL		53.17997 N	2.61294 W
Int 1	3066m	53.17830 N	2.62040 W
Pit Entry	4314m	53.18011 N	2.61306 W
Pit Exit	180m after FL	53.17836 N	2.61232 W
Pit Entry - Pit Exit	199m, 14.3s @ 50kph, 11.9s @ 60kph		

Results & Live Timing available at – www.tsl-timing.com

Updated - 24/01/2024 11:05

BMCRC-MRO Championships 2025 - Rnd 2 @ Oulton Park Int

BMCRC F1 & F2 Sidecars

QUALIFYING - CLASSIFICATION

POS	NO	CL	PIC	NAME	ENTRY	TIME	ON	LAPS	GAP	DIFF	MPH
1	84	F1	1	S. LAIDLOW / J. LAIDLOW	LCR F600 - Marin motorsport	1:47.484	7	8			90.16
2	1	F2	1	R. CROWE / C. CROWE	HCR TRIUMPH 675 - Northern Fuels	1:48.986	6	8	1.502	1.502	88.92
3	68	F1	2	BELL / HYDE	LCR YAMAHA - Marin Motorsport	1:50.183	5	7	2.699	1.197	87.95
4	27	F1	3	KIRBY / SALMON	ARS Yamaha F600 - KRT	1:50.758	8	8	3.274	0.575	87.49
5	95	F1	4	BLACKSTOCK / LAWRENCE	LCR YAMAHA 600 - DHR	1:52.138	3	4	4.654	1.380	86.42
6	4	F1	5	PEACH / HOPE	LCR - Lifesafety Motorsport	1:52.247	8	8	4.763	0.109	86.33
7	93*	F2	2	HOLDEN / ROBERTS	DMR YAMAHA R6 - Holden racing	1:52.416	3	4	4.932	0.169	86.20
8	7	F2	3	G. GIBSON / D. GIBSON	CES SUZUKI - RVISA / ROWTEC	1:53.233	4	6	5.749	0.817	85.58
9	101	F1	6	WAKLEY / HILDIGE	Ryde - Assured Office Solutions Ltd	1:53.970	6	6	6.486	0.737	85.03
10	99	F2	4	S. RAMSDEN/M. RAMSDEN	LCR Honda - Ramsden Racing	1:53.976	7	7	6.492	0.006	85.02
11	65	F1	7	FAIERS / FOX	Dean Ryde YAMAHA R6 - AWracing ltd	1:53.978	2	6	6.494	0.002	85.02
12	96	F2	5	SAUNDERS / STOKOE	Baker HONDA - Homechoice Flooring Solutions	1:54.041	6	7	6.557	0.063	84.98
13	100	F1	8	HOLLAND / STEVENS	- Team JH Racing	1:54.859	5	7	7.375	0.818	84.37
14	32*	F1	9	W. SMITH / A. SMITH	- TTSR Ltd	1:55.071	4	5	7.587	0.212	84.22
15	28	F2	6	COSTELLO / SMITH	LCR Kawasaki - GALGORM RESORT	1:55.607	5	8	8.123	0.536	83.82
16	11	F1	10	GILBERT / WINFIELD	Ryde 1000 - Angel Inn. Blyth	1:56.193	4	7	8.709	0.586	83.40
17	69	F2	7	LAMBERT / HAYNES	Honda LCR - graham anne ward	1:56.507	5	7	9.023	0.314	83.18
18	8	F2	8	ILARIA / LACE	Christie Engineering 600 - Powerhouse	1:56.782	7	7	9.298	0.275	82.98
19	42	F2	9	CURRIE / PITT	Honda CBR600 -	1:57.769	7	7	10.285	0.987	82.29
20	37	F2	10	MORPHET / RYDER	LCR/Suzuki SIDECAR -	1:57.892	3	6	10.408	0.123	82.20
21	72	F2	11	WALMSLEY / FOUNDS	LCF HONDA - Trustland Construction	1:58.093	4	7	10.609	0.201	82.06
22	5	F1	11	BIGGS / SMITH	LCR Yamaha - Express Tyre Service/Santander Salt	1:58.565	3	4	11.081	0.472	81.73
23	23	F2	12	THOMAS / SIGSWORTH	Ireson HONDA - Team Walters And Thomas Sidecar ra	1:58.704	8	8	11.220	0.139	81.64
24	666	F2	13	HANKS / KIRK	GLR HONDA CBR 600 - JHM racing / Greg Lambert Ra	1:59.757	7	7	12.273	1.053	80.92
25	114	F2	14	LOCKEY / ROSTROM	LCR HONDA - Real Racing	2:03.460	7	7	15.976	3.703	78.49
26	39	F2	15	MOORE / GASH	Baker YAMAHA - Arcadia Motel Christchurch NZ racing	2:03.967	6	7	16.483	0.507	78.17
27	66	F2	16	A. CROWE / PARKER	SUZUKI GSXR - Sunchemical	2:05.620	6	7	18.136	1.653	77.14
28	26	F2	17	KING / MILLER	Lumley Ireson - Townsend Motors	2:05.681	4	7	18.197	0.061	77.11
29	14	F1	12	BURNS / FAIRHURST	Yamaha F1 PRE INJECTION - MRB Fencing Doncaste	2:07.513	5	6	20.029	1.832	76.00
30	201	F2	18	BUMFREY / HOPE	LCR SUZUKI -	2:10.746	5	6	23.262	3.233	74.12
31	71	F2	19	BANISTER / PORTER	MRE Suzuki GSXR 600 K7 - Fine Cut Developments	2:11.632	7	7	24.148	0.886	73.62
32	48	F2	20	BINGHAM / FAIRHURST	Wintec/Ryde RYDE F2 - Wintec Racing/Ryde F2	2:13.607	2	3	26.123	1.975	72.53

*** No 32 & 93 - Please fit working transponder**

Weather / Track : Cloudy / Dry
These results are provisional until the conclusion of any judicial and technical matters.

Date: 04/04/2025 Start: 09:57 Finish: 10:12
Oulton Park International: 2.6920 miles

Clerk Of Course:	Timekeeper: Craig Smith	

Results can be found at www.tsl-timing.com

Printed - 10:16 Friday, 04 April 2025

BMCRC-MRO Championships 2025 - Rnd 2 @ Oulton Park Int

BMCRC F1 & F2 Sidecars

QUALIFYING - SECTOR ANALYSIS

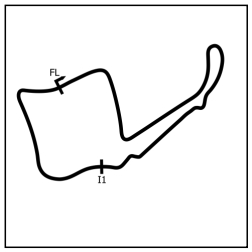

SECTOR 1 = FL to I1, SECTOR 2 = I1 to FL, DIFF = Difference To Personal Best Lap, P = Crossed Finish Line in Pit Lane, D = Time Disallowed

P1 84 F1 S. LAIDLOW / J. LAIDLOW
LCR F600 - Marin motorsport

IDEAL LAP TIME : 1:47.309 BEST LAP TIME : 1:47.484 DIFFERENCE : 0.175

LAP	SECTOR 1	SECTOR 2	LAP TIME		MPH	DIFF	TIME OF DAY
1 -	1:30.080	30.214	2:00.294		80.56	12.810	10:00:28.859
2 -	1:20.443	29.674	1:50.117		88.00	2.633	10:02:18.976
3 -	1:19.634	30.967	1:50.601		87.62	3.117	10:04:09.577
4 -	1:19.108	29.709	1:48.817	(3)	89.06	1.333	10:05:58.394
5 -	1:19.398	***29.403***	1:48.801	(2)	89.07	1.317	10:07:47.195
6 -	1:20.390	30.781	1:51.171		87.17	3.687	10:09:38.366
7 -	***1:17.906***	29.578	***1:47.484***	**(1)**	***90.16***		***10:11:25.850***
8 -	1:20.822	29.953	1:50.775		87.48	3.291	10:13:16.625

P2 1 F2 R. CROWE / C. CROWE
HCR TRIUMPH 675 - Northern Fuels

IDEAL LAP TIME : 1:48.986 BEST LAP TIME : 1:48.986 DIFFERENCE : 0.000

LAP	SECTOR 1	SECTOR 2	LAP TIME		MPH	DIFF	TIME OF DAY
1 -	1:32.785	31.811	2:04.596		77.78	15.610	10:00:10.682
2 -	1:22.322	30.168	1:52.490		86.15	3.504	10:02:03.172
3 -	1:21.494	29.582	1:51.076	(3)	87.24	2.090	10:03:54.248
4 -	1:19.986	29.551	1:49.537	(2)	88.47	0.551	10:05:43.785
5 -	1:21.462	30.785	1:52.247		86.33	3.261	10:07:36.032
6 -	***1:19.511***	***29.475***	***1:48.986***	**(1)**	***88.92***		***10:09:25.018***
7 -	1:19.769	31.820	1:51.589		86.84	2.603	10:11:16.607
8 -	1:19.846	IN PIT	2:11.162	**P**	73.88	22.176	10:13:27.769

P3 68 F1 BELL / HYDE
LCR YAMAHA - Marin Motorsport

IDEAL LAP TIME : 1:49.963 BEST LAP TIME : 1:50.183 DIFFERENCE : 0.220

LAP	SECTOR 1	SECTOR 2	LAP TIME		MPH	DIFF	TIME OF DAY
1 -	1:35.726	34.077	2:09.803		74.66	19.620	10:00:36.107
2 -	1:27.584	IN PIT	2:06.507	**P**	76.60	16.324	10:02:42.614
3 -	OUTLAP	31.373	2:52.729		56.10	1:02.546	10:05:35.343
4 -	1:20.750	30.196	1:50.946	(2)	87.35	0.763	10:07:26.289
5 -	***1:20.095***	30.088	***1:50.183***	**(1)**	***87.95***		***10:09:16.472***
6 -	1:22.461	29.891	1:52.352		86.25	2.169	10:11:08.824
7 -	1:21.803	***29.868***	1:51.671	(3)	86.78	1.488	10:13:00.495

P4 27 F1 KIRBY / SALMON
ARS Yamaha F600 - KRT

IDEAL LAP TIME : 1:49.556 BEST LAP TIME : 1:50.758 DIFFERENCE : 1.202

LAP	SECTOR 1	SECTOR 2	LAP TIME		MPH	DIFF	TIME OF DAY
1 -	1:29.067	31.274	2:00.341		80.53	9.583	09:59:59.483
2 -	1:20.822	30.039	1:50.861	(2)	87.41	0.103	10:01:50.344
3 -	1:22.548	30.320	1:52.868	(3)	85.86	2.110	10:03:43.212
4 -	1:23.598	32.842	1:56.440		83.23	5.682	10:05:39.652
5 -	1:25.383	32.077	1:57.460		82.50	6.702	10:07:37.112
6 -	1:22.019	32.212	1:54.231		84.83	3.473	10:09:31.343
7 -	***1:19.581***	34.461	1:54.042		84.98	3.284	10:11:25.385
8 -	1:20.783	***29.975***	***1:50.758***	**(1)**	***87.49***		***10:13:16.143***

P5 95 F1 BLACKSTOCK / LAWRENCE
LCR YAMAHA 600 - DHR

IDEAL LAP TIME : 1:52.138 BEST LAP TIME : 1:52.138 DIFFERENCE : 0.000

LAP	SECTOR 1	SECTOR 2	LAP TIME		MPH	DIFF	TIME OF DAY
1 -	1:34.224	33.067	2:07.291	(3)	76.13	15.153	10:00:15.966
2 -	1:23.270	31.682	1:54.952	(2)	84.30	2.814	10:02:10.918
3 -	***1:21.621***	***30.517***	***1:52.138***	**(1)**	***86.42***		***10:04:03.056***
4 -	1:22.861	IN PIT	2:06.759	**P**	76.45	14.621	10:06:09.815

Weather / Track : Cloudy / Dry

Oulton Park International: 2.6920 miles
Date: 04/04/2025 Start: 09:57 Finish: 10:12

BMCRC-MRO Championships 2025 - Rnd 2 @ Oulton Park Int

BMCRC F1 & F2 Sidecars

QUALIFYING - SECTOR ANALYSIS

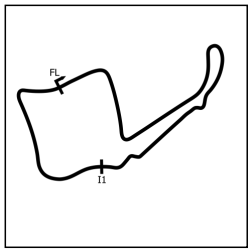

SECTOR 1 = FL to I1, SECTOR 2 = I1 to FL, DIFF = Difference To Personal Best Lap, P = Crossed Finish Line in Pit Lane, D = Time Disallowed

P6 4 F1 PEACH / HOPE

LCR - Lifesafety Motorsport

IDEAL LAP TIME : 1:52.247 BEST LAP TIME : 1:52.247 DIFFERENCE : 0.000

LAP	SECTOR 1	SECTOR 2	LAP TIME	MPH	DIFF	TIME OF DAY
1 -	1:33.947	32.389	2:06.336	76.71	14.089	10:00:10.199
2 -	1:24.043	31.505	1:55.548	83.87	3.301	10:02:05.747
3 -	1:22.503	31.626	1:54.129 **(3)**	84.91	1.882	10:03:59.876
4 -	1:21.751	31.667	1:53.418 **(2)**	85.44	1.171	10:05:53.294
5 -	1:26.839	32.750	1:59.589	81.03	7.342	10:07:52.883
6 -	1:24.996	IN PIT	2:13.591 **P**	72.54	21.344	10:10:06.474
7 -	OUTLAP	31.497	2:35.457	62.34	43.210	10:12:41.931
8 -	***1:21.364***	***30.883***	***1:52.247*** **(1)**	***86.33***		***10:14:34.178***

P7 93 F2 HOLDEN / ROBERTS

DMR YAMAHA R6 - Holden racing

IDEAL LAP TIME : BEST LAP TIME : 1:52.416 DIFFERENCE :

LAP	SECTOR 1	SECTOR 2	LAP TIME	MPH	DIFF	TIME OF DAY
1 -			1:55.101 **(2)**	84.19	2.685	10:02:51.480
2 -			1:56.392 **(3)**	83.26	3.976	10:04:47.872
3 -			***1:52.416*** **(1)**	***86.20***		***10:06:40.288***
4 -		***IN PIT***	2:03.974 **P**	78.17	11.558	10:08:44.262

P8 7 F2 G. GIBSON / D. GIBSON

CES SUZUKI - RVISA / ROWTEC

IDEAL LAP TIME : 1:53.050 BEST LAP TIME : 1:53.233 DIFFERENCE : 0.183

LAP	SECTOR 1	SECTOR 2	LAP TIME	MPH	DIFF	TIME OF DAY
1 -	1:32.731	32.691	2:05.422	77.26	12.189	10:00:08.420
2 -	1:24.232	31.438	1:55.670	83.78	2.437	10:02:04.090
3 -	1:22.501	***31.110***	1:53.611 **(2)**	85.30	0.378	10:03:57.701
4 -	***1:21.940***	31.293	***1:53.233*** **(1)**	***85.58***		***10:05:50.934***
5 -	1:22.643	32.527	1:55.170 **(3)**	84.14	1.937	10:07:46.104
6 -	1:23.575	IN PIT	2:06.347 **P**	76.70	13.114	10:09:52.451

P9 101 F1 WAKLEY / HILDIGE

Ryde - Assured Office Solutions Ltd

IDEAL LAP TIME : 1:53.804 BEST LAP TIME : 1:53.970 DIFFERENCE : 0.166

LAP	SECTOR 1	SECTOR 2	LAP TIME	MPH	DIFF	TIME OF DAY
1 -	1:34.468	32.222	2:06.690	76.49	12.720	10:00:38.208
2 -	1:26.492	31.628	1:58.120 **(3)**	82.04	4.150	10:02:36.328
3 -	1:24.264	***31.427***	1:55.691 **(2)**	83.76	1.721	10:04:32.019
4 -	1:31.541	IN PIT	2:11.725 **P**	73.57	17.755	10:06:43.744
5 -	OUTLAP	32.343	4:32.417	35.57	2:38.447	10:11:16.161
6 -	***1:22.377***	31.593	***1:53.970*** **(1)**	***85.03***		***10:13:10.131***

P10 99 F2 S. RAMSDEN/M. RAMSDEN

LCR Honda - Ramsden Racing

IDEAL LAP TIME : 1:53.587 BEST LAP TIME : 1:53.976 DIFFERENCE : 0.389

LAP	SECTOR 1	SECTOR 2	LAP TIME	MPH	DIFF	TIME OF DAY
1 -	OUTLAP	33.362	2:19.735	69.35	25.759	10:02:50.684
2 -	1:27.874	32.449	2:00.323	80.54	6.347	10:04:51.007
3 -	1:24.141	31.836	1:55.977	83.56	2.001	10:06:46.984
4 -	1:22.658	31.435	1:54.093 **(2)**	84.94	0.117	10:08:41.077
5 -	1:24.222	***31.169***	1:55.391	83.98	1.415	10:10:36.468
6 -	1:22.737	31.770	1:54.507 **(3)**	84.63	0.531	10:12:30.975
7 -	***1:22.418***	31.558	***1:53.976*** **(1)**	***85.02***		***10:14:24.951***

Weather / Track : Cloudy / Dry

Oulton Park International: 2.6920 miles
Date: 04/04/2025 Start: 09:57 Finish: 10:12

BMCRC-MRO Championships 2025 - Rnd 2 @ Oulton Park Int

BMCRC F1 & F2 Sidecars

QUALIFYING - SECTOR ANALYSIS

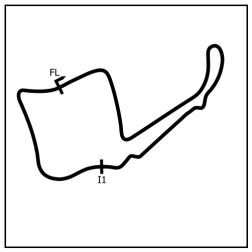

SECTOR 1 = FL to I1, SECTOR 2 = I1 to FL, DIFF = Difference To Personal Best Lap, P = Crossed Finish Line in Pit Lane, D = Time Disallowed

P11 65 F1 FAIERS / FOX

Dean Ryde YAMAHA R6 - AWracing ltd

IDEAL LAP TIME : 1:53.562 BEST LAP TIME : 1:53.978 DIFFERENCE : 0.416

LAP	SECTOR 1	SECTOR 2	LAP TIME	MPH	DIFF	TIME OF DAY
1 -	1:28.599	31.493	2:00.092	80.69	6.114	10:00:02.351
2 -	***1:22.764***	31.214	***1:53.978 (1)***	***85.02***		***10:01:56.329***
3 -	1:24.041	31.211	1:55.252 (3)	84.08	1.274	10:03:51.581
4 -	1:23.487	***30.798***	1:54.285 (2)	84.79	0.307	10:05:45.866
5 -	1:25.700	32.356	1:58.056	82.09	4.078	10:07:43.922
6 -	1:22.960	IN PIT	2:04.412 P	77.89	10.434	10:09:48.334

P12 96 F2 SAUNDERS / STOKOE

Baker HONDA - Homechoice Flooring Solutions

IDEAL LAP TIME : 1:54.041 BEST LAP TIME : 1:54.041 DIFFERENCE : 0.000

LAP	SECTOR 1	SECTOR 2	LAP TIME	MPH	DIFF	TIME OF DAY
1 -	1:39.812	33.332	2:13.144	72.78	19.103	10:00:25.378
2 -	1:28.285	31.799	2:00.084	80.70	6.043	10:02:25.462
3 -	1:24.991	31.241	1:56.232 (2)	83.37	2.191	10:04:21.694
4 -	1:24.703	32.481	1:57.184	82.70	3.143	10:06:18.878
5 -	1:24.677	32.130	1:56.807 (3)	82.96	2.766	10:08:15.685
6 -	***1:23.365***	***30.676***	***1:54.041 (1)***	***84.98***		***10:10:09.726***
7 -	1:26.636	IN PIT	2:09.750 P	74.69	15.709	10:12:19.476

P13 100 F1 HOLLAND / STEVENS

- Team JH Racing

IDEAL LAP TIME : 1:54.723 BEST LAP TIME : 1:54.859 DIFFERENCE : 0.136

LAP	SECTOR 1	SECTOR 2	LAP TIME	MPH	DIFF	TIME OF DAY
1 -	1:38.723	33.994	2:12.717	73.02	17.858	10:01:01.312
2 -	1:25.199	31.942	1:57.141	82.73	2.282	10:02:58.453
3 -	1:25.465	33.042	1:58.507	81.77	3.648	10:04:56.960
4 -	***1:23.479***	31.627	1:55.106 (2)	84.19	0.247	10:06:52.066
5 -	1:23.615	***31.244***	***1:54.859 (1)***	***84.37***		***10:08:46.925***
6 -	1:23.776	33.202	1:56.978 (3)	82.84	2.119	10:10:43.903
7 -	1:25.707	IN PIT	2:05.382 P	77.29	10.523	10:12:49.285

P14 32 F1 W. SMITH / A. SMITH

- TTSR Ltd

IDEAL LAP TIME : BEST LAP TIME : 1:55.071 DIFFERENCE :

LAP	SECTOR 1	SECTOR 2	LAP TIME	MPH	DIFF	TIME OF DAY
1 -			1:58.086	82.06	3.015	10:02:30.416
2 -			1:56.058	83.50	0.987	10:04:26.474
3 -			1:55.945 (3)	83.58	0.874	10:06:22.419
4 -			***1:55.071 (1)***	***84.22***		***10:08:17.490***
5 -			1:55.891 (2)	83.62	0.820	10:10:13.381

P15 28 F2 COSTELLO / SMITH

LCR Kawasaki - GALGORM RESORT

IDEAL LAP TIME : 1:55.607 BEST LAP TIME : 1:55.607 DIFFERENCE : 0.000

LAP	SECTOR 1	SECTOR 2	LAP TIME	MPH	DIFF	TIME OF DAY
1 -	1:33.400	33.007	2:06.407	76.66	10.800	10:00:11.661
2 -	1:27.374	32.172	1:59.546	81.06	3.939	10:02:11.207
3 -	1:26.592	31.596	1:58.188	81.99	2.581	10:04:09.395
4 -	1:25.397	31.258	1:56.655 (3)	83.07	1.048	10:06:06.050
5 -	***1:24.625***	***30.982***	***1:55.607 (1)***	***83.82***		***10:08:01.657***
6 -	1:25.089	31.550	1:56.639 (2)	83.08	1.032	10:09:58.296
7 -	1:25.220	32.131	1:57.351	82.58	1.744	10:11:55.647
8 -	1:27.338	31.788	1:59.126	81.35	3.519	10:13:54.773

Weather / Track : Cloudy / Dry

Oulton Park International: 2.6920 miles
Date: 04/04/2025 Start: 09:57 Finish: 10:12

BMCRC-MRO Championships 2025 - Rnd 2 @ Oulton Park Int

BMCRC F1 & F2 Sidecars

QUALIFYING - SECTOR ANALYSIS

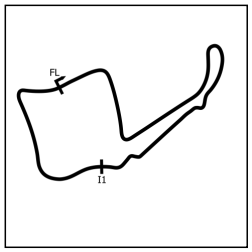

SECTOR 1 = FL to I1, SECTOR 2 = I1 to FL, DIFF = Difference To Personal Best Lap, P = Crossed Finish Line in Pit Lane, D = Time Disallowed

P16 11 F1 GILBERT / WINFIELD

Ryde 1000 - Angel Inn. Blyth

IDEAL LAP TIME : 1:56.188 BEST LAP TIME : 1:56.193 DIFFERENCE : 0.005

LAP	SECTOR 1	SECTOR 2	LAP TIME		MPH	DIFF	TIME OF DAY
1 -	1:40.712	33.661	2:14.373		72.12	18.180	10:01:12.544
2 -	1:27.213	33.670	2:00.883		80.17	4.690	10:03:13.427
3 -	1:27.552	32.341	1:59.893		80.83	3.700	10:05:13.320
4 -	1:24.790	***31.403***	***1:56.193***	**(1)**	***83.40***		***10:07:09.513***
5 -	1:26.316	31.689	1:58.005	**(3)**	82.12	1.812	10:09:07.518
6 -	***1:24.785***	31.934	1:56.719	**(2)**	83.03	0.526	10:11:04.237
7 -	1:30.966	IN PIT	2:21.862	**P**	68.31	25.669	10:13:26.099

P17 69 F2 LAMBERT / HAYNES

Honda LCR - graham anne ward

IDEAL LAP TIME : 1:56.398 BEST LAP TIME : 1:56.507 DIFFERENCE : 0.109

LAP	SECTOR 1	SECTOR 2	LAP TIME		MPH	DIFF	TIME OF DAY
1 -	1:39.093	34.603	2:13.696		72.48	17.189	10:00:35.962
2 -	1:29.941	IN PIT	2:08.892	**P**	75.18	12.385	10:02:44.854
3 -	OUTLAP	31.642	2:19.743		69.35	23.236	10:05:04.597
4 -	1:26.995	31.942	1:58.937	**(3)**	81.48	2.430	10:07:03.534
5 -	***1:25.195***	31.312	***1:56.507***	**(1)**	***83.18***		***10:09:00.041***
6 -	1:25.746	***31.203***	1:56.949	**(2)**	82.86	0.442	10:10:56.990
7 -	1:35.291	IN PIT	2:17.665	**P**	70.39	21.158	10:13:14.655

P18 8 F2 ILARIA / LACE

Christie Engineering 600 - Powerhouse

IDEAL LAP TIME : 1:56.782 BEST LAP TIME : 1:56.782 DIFFERENCE : 0.000

LAP	SECTOR 1	SECTOR 2	LAP TIME		MPH	DIFF	TIME OF DAY
1 -	1:42.567	36.811	2:19.378		69.53	22.596	10:00:48.850
2 -	1:31.801	34.398	2:06.199		76.79	9.417	10:02:55.049
3 -	1:28.692	34.396	2:03.088	**(3)**	78.73	6.306	10:04:58.137
4 -	1:32.372	34.222	2:06.594		76.55	9.812	10:07:04.731
5 -	1:30.094	33.607	2:03.701		78.34	6.919	10:09:08.432
6 -	1:25.872	32.139	1:58.011	**(2)**	82.12	1.229	10:11:06.443
7 -	***1:25.230***	***31.552***	***1:56.782***	**(1)**	***82.98***		***10:13:03.225***

P19 42 F2 CURRIE / PITT

Honda CBR600 -

IDEAL LAP TIME : 1:57.318 BEST LAP TIME : 1:57.769 DIFFERENCE : 0.451

LAP	SECTOR 1	SECTOR 2	LAP TIME		MPH	DIFF	TIME OF DAY
1 -	1:40.212	33.963	2:14.175		72.22	16.406	10:01:11.903
2 -	1:27.392	33.053	2:00.445		80.46	2.676	10:03:12.348
3 -	1:28.222	32.365	2:00.587		80.36	2.818	10:05:12.935
4 -	1:27.501	32.118	1:59.619	**(3)**	81.01	1.850	10:07:12.554
5 -	1:26.890	33.197	2:00.087		80.70	2.318	10:09:12.641
6 -	1:27.824	***31.728***	1:59.552	**(2)**	81.06	1.783	10:11:12.193
7 -	***1:25.590***	32.179	***1:57.769***	**(1)**	***82.29***		***10:13:09.962***

P20 37 F2 MORPHET / RYDER

LCR/Suzuki SIDECAR -

IDEAL LAP TIME : 1:57.471 BEST LAP TIME : 1:57.892 DIFFERENCE : 0.421

LAP	SECTOR 1	SECTOR 2	LAP TIME		MPH	DIFF	TIME OF DAY
1 -	1:37.255	34.248	2:11.503		73.69	13.611	10:00:35.846
2 -	1:30.364	32.349	2:02.713		78.97	4.821	10:02:38.559
3 -	1:26.695	***31.197***	***1:57.892***	**(1)**	***82.20***		***10:04:36.451***
4 -	1:27.298	32.600	1:59.898	**(3)**	80.82	2.006	10:06:36.349
5 -	***1:26.274***	31.870	1:58.144	**(2)**	82.02	0.252	10:08:34.493
6 -	1:36.010	IN PIT	2:24.040	**P**	67.28	26.148	10:10:58.533

Weather / Track : Cloudy / Dry

Oulton Park International: 2.6920 miles
Date: 04/04/2025 Start: 09:57 Finish: 10:12

BMCRC-MRO Championships 2025 - Rnd 2 @ Oulton Park Int

BMCRC F1 & F2 Sidecars

QUALIFYING - SECTOR ANALYSIS

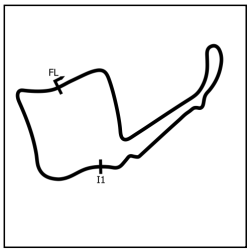

SECTOR 1 = FL to I1, SECTOR 2 = I1 to FL, DIFF = Difference To Personal Best Lap, P = Crossed Finish Line in Pit Lane, D = Time Disallowed

P21 72 F2 WALMSLEY / FOUNDS

LCF HONDA - Trustland Construction

IDEAL LAP TIME : 1:58.056 BEST LAP TIME : 1:58.093 DIFFERENCE : 0.037

LAP	SECTOR 1	SECTOR 2	LAP TIME	MPH	DIFF	TIME OF DAY
1 -	1:46.625	37.311	2:23.936	67.33	25.843	10:01:19.471
2 -	1:30.481	32.737	2:03.218	78.65	5.125	10:03:22.689
3 -	1:25.628	32.927	1:58.555 (3)	81.74	0.462	10:05:21.244
4 -	1:25.562	***32.531***	***1:58.093*** **(1)**	***82.06***		***10:07:19.337***
5 -	***1:25.525***	32.958	1:58.483 (2)	81.79	0.390	10:09:17.820
6 -	1:26.250	33.717	1:59.967	80.78	1.874	10:11:17.787
7 -	1:33.748	35.980	2:09.728	74.70	11.635	10:13:27.515

P22 5 F1 BIGGS / SMITH

LCR Yamaha - Express Tyre Service/Santander Salt

IDEAL LAP TIME : 1:58.473 BEST LAP TIME : 1:58.565 DIFFERENCE : 0.092

LAP	SECTOR 1	SECTOR 2	LAP TIME	MPH	DIFF	TIME OF DAY
1 -	1:35.804	33.355	2:09.159 (3)	75.03	10.594	10:00:11.665
2 -	1:28.327	***31.956***	2:00.283 (2)	80.57	1.718	10:02:11.948
3 -	***1:26.517***	32.048	***1:58.565*** **(1)**	***81.73***		***10:04:10.513***
4 -	1:28.812	IN PIT	2:11.517 **P**	73.68	12.952	10:06:22.030

P23 23 F2 THOMAS / SIGSWORTH

Ireson HONDA - Team Walters And Thomas Sidecar racing

IDEAL LAP TIME : 1:58.272 BEST LAP TIME : 1:58.704 DIFFERENCE : 0.432

LAP	SECTOR 1	SECTOR 2	LAP TIME	MPH	DIFF	TIME OF DAY
1 -	1:34.618	33.950	2:08.568	75.37	9.864	10:00:16.692
2 -	1:28.127	***31.854***	1:59.981	80.77	1.277	10:02:16.673
3 -	1:27.029	32.094	1:59.123 (3)	81.35	0.419	10:04:15.796
4 -	1:28.379	32.362	2:00.741	80.26	2.037	10:06:16.537
5 -	1:26.857	32.937	1:59.794	80.89	1.090	10:08:16.331
6 -	1:26.626	32.424	1:59.050 (2)	81.40	0.346	10:10:15.381
7 -	1:27.690	32.331	2:00.021	80.74	1.317	10:12:15.402
8 -	***1:26.418***	32.286	***1:58.704*** **(1)**	***81.64***		***10:14:14.106***

P24 666 F2 HANKS / KIRK

GLR HONDA CBR 600 - JHM racing / Greg Lambert Racing

IDEAL LAP TIME : 1:59.757 BEST LAP TIME : 1:59.757 DIFFERENCE : 0.000

LAP	SECTOR 1	SECTOR 2	LAP TIME	MPH	DIFF	TIME OF DAY
1 -	1:40.284	34.765	2:15.049	71.76	15.292	10:00:40.930
2 -	1:33.430	34.280	2:07.710	75.88	7.953	10:02:48.640
3 -	1:32.636	32.950	2:05.586	77.16	5.829	10:04:54.226
4 -	1:29.310	33.085	2:02.395	79.18	2.638	10:06:56.621
5 -	1:28.643	32.655	2:01.298 (3)	79.89	1.541	10:08:57.919
6 -	1:29.034	31.943	2:00.977 (2)	80.10	1.220	10:10:58.896
7 -	***1:27.859***	***31.898***	***1:59.757*** **(1)**	***80.92***		***10:12:58.653***

P25 114 F2 LOCKEY / ROSTROM

LCR HONDA - Real Racing

IDEAL LAP TIME : 2:02.750 BEST LAP TIME : 2:03.460 DIFFERENCE : 0.710

LAP	SECTOR 1	SECTOR 2	LAP TIME	MPH	DIFF	TIME OF DAY
1 -	1:47.296	37.374	2:24.670	66.98	21.210	10:01:18.971
2 -	1:35.172	35.574	2:10.746	74.12	7.286	10:03:29.717
3 -	1:34.195	34.420	2:08.615	75.35	5.155	10:05:38.332
4 -	1:32.590	34.873	2:07.463	76.03	4.003	10:07:45.795
5 -	1:31.410	34.242	2:05.652 (3)	77.12	2.192	10:09:51.447
6 -	***1:29.576***	33.952	2:03.528 (2)	78.45	0.068	10:11:54.975
7 -	1:30.286	***33.174***	***2:03.460*** **(1)**	***78.49***		***10:13:58.435***

Weather / Track : Cloudy / Dry

Oulton Park International: 2.6920 miles
Date: 04/04/2025 Start: 09:57 Finish: 10:12

BMCRC-MRO Championships 2025 - Rnd 2 @ Oulton Park Int

BMCRC F1 & F2 Sidecars

QUALIFYING - SECTOR ANALYSIS

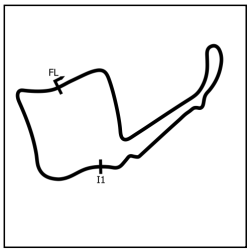

SECTOR 1 = FL to I1, SECTOR 2 = I1 to FL, DIFF = Difference To Personal Best Lap, P = Crossed Finish Line in Pit Lane, D = Time Disallowed

P26 39 F2 MOORE / GASH

Baker YAMAHA - Arcadia Motel Christchurch NZ racing

IDEAL LAP TIME : 2:03.377 BEST LAP TIME : 2:03.967 DIFFERENCE : 0.590

LAP	SECTOR 1	SECTOR 2	LAP TIME	MPH	DIFF	TIME OF DAY
1 -	OUTLAP	34.965	2:34.625	62.67	30.658	10:01:21.865
2 -	1:32.805	35.217	2:08.022	75.70	4.055	10:03:29.887
3 -	1:36.577	34.901	2:11.478	73.71	7.511	10:05:41.365
4 -	1:30.671	34.534	2:05.205 (3)	77.40	1.238	10:07:46.570
5 -	1:31.049	34.358	2:05.407	77.27	1.440	10:09:51.977
6 -	***1:29.950***	34.017	***2:03.967 (1)***	***78.17***		***10:11:55.944***
7 -	1:31.053	***33.427***	2:04.480 (2)	77.85	0.513	10:14:00.424

P27 66 F2 A. CROWE / PARKER

SUZUKI GSXR - Sunchemical

IDEAL LAP TIME : 2:05.620 BEST LAP TIME : 2:05.620 DIFFERENCE : 0.000

LAP	SECTOR 1	SECTOR 2	LAP TIME	MPH	DIFF	TIME OF DAY
1 -	1:46.730	35.840	2:22.570	67.97	16.950	10:01:02.959
2 -	1:36.062	34.211	2:10.273	74.39	4.653	10:03:13.232
3 -	1:34.659	34.645	2:09.304	74.94	3.684	10:05:22.536
4 -	1:34.588	33.902	2:08.490 (3)	75.42	2.870	10:07:31.026
5 -	1:33.777	34.554	2:08.331 (2)	75.51	2.711	10:09:39.357
6 -	***1:32.209***	***33.411***	***2:05.620 (1)***	***77.14***		***10:11:44.977***
7 -	1:32.664	IN PIT	2:20.479 P	68.98	14.859	10:14:05.456

P28 26 F2 KING / MILLER

Lumley Ireson - Townsend Motors

IDEAL LAP TIME : 2:05.146 BEST LAP TIME : 2:05.681 DIFFERENCE : 0.535

LAP	SECTOR 1	SECTOR 2	LAP TIME	MPH	DIFF	TIME OF DAY
1 -	1:48.685	36.979	2:25.664	66.53	19.983	10:00:35.877
2 -	1:36.707	35.571	2:12.278	73.26	6.597	10:02:48.155
3 -	1:34.987	34.175	2:09.162	75.03	3.481	10:04:57.317
4 -	***1:31.769***	33.912	***2:05.681 (1)***	***77.11***		***10:07:02.998***
5 -	1:33.223	***33.377***	2:06.600 (3)	76.55	0.919	10:09:09.598
6 -	1:33.609	33.555	2:07.164	76.21	1.483	10:11:16.762
7 -	1:32.318	33.438	2:05.756 (2)	77.06	0.075	10:13:22.518

P29 14 F1 BURNS / FAIRHURST

Yamaha F1 PRE INJECTION - MRB Fencing Doncaster

IDEAL LAP TIME : 2:06.733 BEST LAP TIME : 2:07.513 DIFFERENCE : 0.780

LAP	SECTOR 1	SECTOR 2	LAP TIME	MPH	DIFF	TIME OF DAY
1 -	1:42.551	34.823	2:17.374	70.54	9.861	10:00:40.530
2 -	1:33.446	35.250	2:08.696 (3)	75.30	1.183	10:02:49.226
3 -	1:34.262	34.483	2:08.745	75.27	1.232	10:04:57.971
4 -	1:34.555	***33.981***	2:08.536 (2)	75.39	1.023	10:07:06.507
5 -	***1:32.752***	34.761	***2:07.513 (1)***	***76.00***		***10:09:14.020***
6 -	1:35.797	IN PIT	2:41.159 P	60.13	33.646	10:11:55.179

P30 201 F2 BUMFREY / HOPE

LCR SUZUKI -

IDEAL LAP TIME : 2:10.415 BEST LAP TIME : 2:10.746 DIFFERENCE : 0.331

LAP	SECTOR 1	SECTOR 2	LAP TIME	MPH	DIFF	TIME OF DAY
1 -	2:03.308	43.216	2:46.524	58.19	35.778	10:01:38.280
2 -	1:49.451	39.515	2:28.966	65.05	18.220	10:04:07.246
3 -	1:38.963	36.575	2:15.538	71.50	4.792	10:06:22.784
4 -	1:35.974	36.389	2:12.363 (3)	73.21	1.617	10:08:35.147
5 -	***1:34.959***	35.787	***2:10.746 (1)***	***74.12***		***10:10:45.893***
6 -	1:35.763	***35.456***	2:11.219 (2)	73.85	0.473	10:12:57.112

Weather / Track : Cloudy / Dry

Oulton Park International: 2.6920 miles
Date: 04/04/2025 Start: 09:57 Finish: 10:12

BMCRC-MRO Championships 2025 - Rnd 2 @ Oulton Park Int

BMCRC F1 & F2 Sidecars

QUALIFYING - SECTOR ANALYSIS

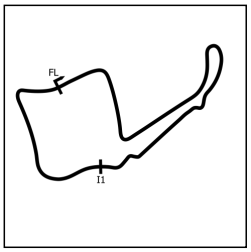

SECTOR 1 = FL to I1, SECTOR 2 = I1 to FL, DIFF = Difference To Personal Best Lap, P = Crossed Finish Line in Pit Lane, D = Time Disallowed

P31 71 F2 BANISTER / PORTER MRE Suzuki GSXR 600 K7 - Fine Cut Developments

IDEAL LAP TIME : 2:11.412 BEST LAP TIME : 2:11.632 DIFFERENCE : 0.220

LAP	SECTOR 1	SECTOR 2	LAP TIME	MPH	DIFF	TIME OF DAY
1 -	1:44.048	37.372	2:21.420	68.52	9.788	10:00:49.255
2 -	1:35.898	***35.758***	2:11.656 **(2)**	73.61	0.024	10:03:00.911
3 -	1:36.029	36.134	2:12.163 **(3)**	73.32	0.531	10:05:13.074
4 -	1:36.541	36.082	2:12.623	73.07	0.991	10:07:25.697
5 -	1:37.038	36.833	2:13.871	72.39	2.239	10:09:39.568
6 -	1:38.288	36.094	2:14.382	72.11	2.750	10:11:53.950
7 -	***1:35.654***	35.978	***2:11.632*** **(1)**	***73.62***		***10:14:05.582***

P32 48 F2 BINGHAM / FAIRHURST Wintec/Ryde RYDE F2 - Wintec Racing/Ryde F2

IDEAL LAP TIME : 2:13.607 BEST LAP TIME : 2:13.607 DIFFERENCE : 0.000

LAP	SECTOR 1	SECTOR 2	LAP TIME	MPH	DIFF	TIME OF DAY
1 -	1:43.343	37.823	2:21.166 **(2)**	68.65	7.559	10:00:52.851
2 -	***1:36.659***	***36.948***	***2:13.607*** **(1)**	***72.53***		***10:03:06.458***
3 -	1:37.596	IN PIT	2:19.270 **P**	69.58	5.663	10:05:25.728

Weather / Track : Cloudy / Dry

Oulton Park International: 2.6920 miles
Date: 04/04/2025 Start: 09:57 Finish: 10:12

BMCRC-MRO Championships 2025 - Rnd 2 @ Oulton Park Int

BMCRC F1 & F2 Sidecars

QUALIFYING - BEST SECTORS

	SECTOR 1		SECTOR 2	
POS	NO	TIME	NO	TIME
1	84	1:17.906	84	29.403
2	1	1:19.511	1	29.475
3	27	1:19.581	68	29.868
4	68	1:20.095	27	29.975
5	4	1:21.364	95	30.517
6	95	1:21.621	96	30.676
7	7	1:21.940	65	30.798
8	101	1:22.377	4	30.883
9	99	1:22.418	28	30.982
10	65	1:22.764	7	31.110
11	96	1:23.365	99	31.169
12	100	1:23.479	37	31.197
13	28	1:24.625	69	31.203
14	11	1:24.785	100	31.244
15	69	1:25.195	11	31.403
16	8	1:25.230	101	31.427
17	72	1:25.525	8	31.552
18	42	1:25.590	42	31.728
19	37	1:26.274	23	31.854
20	23	1:26.418	666	31.898
21	5	1:26.517	5	31.956
22	666	1:27.859	72	32.531
23	114	1:29.576	114	33.174
24	39	1:29.950	26	33.377
25	26	1:31.769	66	33.411
26	66	1:32.209	39	33.427
27	14	1:32.752	14	33.981
28	201	1:34.959	201	35.456
29	71	1:35.654	71	35.758
30	48	1:36.659	48	36.948
31				
32				

	IDEAL / BEST COMPARISON				
POS	NO	NAME	IDEAL	BEST	DIFF
		PERFECT LAP	1:47.309		
1	84	S. LAIDLOW / J. LAIDLOW	1:47.309	1:47.484	0.175
2	1	R. CROWE / C. CROWE	1:48.986	1:48.986	0.000
3	27	KIRBY / SALMON	1:49.556	1:50.758	1.202
4	68	BELL / HYDE	1:49.963	1:50.183	0.220
5	95	BLACKSTOCK / LAWRENCE	1:52.138	1:52.138	0.000
6	4	PEACH / HOPE	1:52.247	1:52.247	0.000
7	7	G. GIBSON / D. GIBSON	1:53.050	1:53.233	0.183
8	65	FAIERS / FOX	1:53.562	1:53.978	0.416
9	99	S. RAMSDEN/M. RAMSDEN	1:53.587	1:53.976	0.389
10	101	WAKLEY / HILDIGE	1:53.804	1:53.970	0.166
11	96	SAUNDERS / STOKOE	1:54.041	1:54.041	0.000
12	100	HOLLAND / STEVENS	1:54.723	1:54.859	0.136
13	28	COSTELLO / SMITH	1:55.607	1:55.607	0.000
14	11	GILBERT / WINFIELD	1:56.188	1:56.193	0.005
15	69	LAMBERT / HAYNES	1:56.398	1:56.507	0.109
16	8	ILARIA / LACE	1:56.782	1:56.782	0.000
17	42	CURRIE / PITT	1:57.318	1:57.769	0.451
18	37	MORPHET / RYDER	1:57.471	1:57.892	0.421
19	72	WALMSLEY / FOUNDS	1:58.056	1:58.093	0.037
20	23	THOMAS / SIGSWORTH	1:58.272	1:58.704	0.432
21	5	BIGGS / SMITH	1:58.473	1:58.565	0.092
22	666	HANKS / KIRK	1:59.757	1:59.757	0.000
23	114	LOCKEY / ROSTROM	2:02.750	2:03.460	0.710
24	39	MOORE / GASH	2:03.377	2:03.967	0.590
25	26	KING / MILLER	2:05.146	2:05.681	0.535
26	66	A. CROWE / PARKER	2:05.620	2:05.620	0.000
27	14	BURNS / FAIRHURST	2:06.733	2:07.513	0.780
28	201	BUMFREY / HOPE	2:10.415	2:10.746	0.331
29	71	BANISTER / PORTER	2:11.412	2:11.632	0.220
30	48	BINGHAM / FAIRHURST	2:13.607	2:13.607	0.000
31	32	W. SMITH / A. SMITH		1:55.071	
32	93	HOLDEN / ROBERTS		1:52.416	

Weather / Track : Cloudy / Dry

Oulton Park International: 2.6920 miles
Date: 04/04/2025 Start: 09:57 Finish: 10:12

Results can be found at www.tsl-timing.com

Printed - 10:16 Friday, 04 April 2025

BMCRC-MRO Championships 2025 - Rnd 2 @ Oulton Park Int

BMCRC F1 & F2 Sidecars

QUALIFYING - STATISTICS

Competitors Started	32
Planned Start	2025-04-04 @ 10:00:00.000
Actual Start	2025-04-04 @ 09:57:52.566
Finish Time	2025-04-04 @ 10:12:53.283
Track Length	2.6920mi.
Total Laps	209
Total Distance Covered	562.6339mi.

Session Fastest Lap History

NO	CL	NAME	LAP TIME	TIME OF DAY	LAP	VEHICLE
27	F1	**KIRBY / SALMON**	**2:00.341**	09:59:59.474	1	ARS Yamaha F600
65	F1	**FAIERS / FOX**	**2:00.092**	10:00:02.351	1	Dean Ryde YAMAHA R6
27	F1	**KIRBY / SALMON**	**1:50.861**	10:01:50.335	2	ARS Yamaha F600
84	F1	**S. LAIDLOW / J. LAIDLOW**	**1:50.117**	10:02:18.979	2	LCR F600
1	F2	**R. CROWE / C. CROWE**	**1:49.537**	10:05:43.807	4	HCR TRIUMPH 675
84	F1	**S. LAIDLOW / J. LAIDLOW**	**1:48.817**	10:05:58.397	4	LCR F600
84	F1	**S. LAIDLOW / J. LAIDLOW**	**1:48.801**	10:07:47.198	5	LCR F600
84	F1	**S. LAIDLOW / J. LAIDLOW**	**1:47.484**	10:11:25.853	7	LCR F600

Flag History

TYPE	TIME OF DAY
GREEN	09:57:52.566
FINISH	10:12:53.283

Flag Statistics

TYPE	COUNT	TOTAL LAPS	TOTAL TIME
Green	1	8	17:10.018
Red	0	0	0.000
Safety Car	0	0	0.000
FCY	0	0	0.000

Weather / Track : Cloudy / Dry

Oulton Park International: 2.6920 miles
Date: 04/04/2025 Start: 09:57 Finish: 10:12

BMCRC-MRO Championships 2025 - Rnd 2 @ Oulton Park Int

BMCRC F1 & F2 Sidecars

QUALIFYING - STATISTICS

CLASS : F1

12 Starters

Fastest Lap History

NO	NAME	LAP TIME	TIME OF DAY	LAP	VEHICLE
27	**KIRBY / SALMON**	**2:00.341**	09:59:59.474	1	ARS Yamaha F600
65	**FAIERS / FOX**	**2:00.092**	10:00:02.351	1	Dean Ryde YAMAHA R6
27	**KIRBY / SALMON**	**1:50.861**	10:01:50.335	2	ARS Yamaha F600
84	**S. LAIDLOW / J. LAIDLOW**	**1:50.117**	10:02:18.979	2	LCR F600
84	**S. LAIDLOW / J. LAIDLOW**	**1:48.817**	10:05:58.397	4	LCR F600
84	**S. LAIDLOW / J. LAIDLOW**	**1:48.801**	10:07:47.198	5	LCR F600
84	**S. LAIDLOW / J. LAIDLOW**	**1:47.484**	10:11:25.853	7	LCR F600

Weather / Track : Cloudy / Dry

Oulton Park International: 2.6920 miles
Date: 04/04/2025 Start: 09:57 Finish: 10:12

BMCRC-MRO Championships 2025 - Rnd 2 @ Oulton Park Int

BMCRC F1 & F2 Sidecars

QUALIFYING - STATISTICS

CLASS : F2

20 Starters

Fastest Lap History

NO	NAME	LAP TIME	TIME OF DAY	LAP	VEHICLE
7	**G. GIBSON / D. GIBSON**	**2:05.422**	10:00:08.422	1	CES SUZUKI
1	**R. CROWE / C. CROWE**	**2:04.596**	10:00:10.705	1	HCR TRIUMPH 675
1	**R. CROWE / C. CROWE**	**1:52.490**	10:02:03.194	2	HCR TRIUMPH 675
1	**R. CROWE / C. CROWE**	**1:51.076**	10:03:54.269	3	HCR TRIUMPH 675
1	**R. CROWE / C. CROWE**	**1:49.537**	10:05:43.807	4	HCR TRIUMPH 675
1	**R. CROWE / C. CROWE**	**1:48.986**	10:09:25.041	6	HCR TRIUMPH 675

Weather / Track : Cloudy / Dry

Oulton Park International: 2.6920 miles
Date: 04/04/2025 Start: 09:57 Finish: 10:12

BMCRC-MRO Championships 2025 - Rnd 2 @ Oulton Park Int

BMCRC F1 & F2 Sidecars

RACE 4 - GRID (7 Laps)

ROW 17					33	60	MOLYNEUX / COPPOCK
ROW 16	32	48	2:13.607 BINGHAM / FAIRHURST	31	71	2:11.632 BANISTER / PORTER	
ROW 15	30	201	2:10.746 BUMFREY / HOPE	29	14	2:07.513 BURNS / FAIRHURST	
ROW 14	28	26	2:05.681 KING / MILLER	27	66	2:05.620 A. CROWE / PARKER	
ROW 13	26	39	2:03.967 MOORE / GASH	25	114	2:03.460 LOCKEY / ROSTROM	
ROW 12	24	666	1:59.757 HANKS / KIRK	23	23	1:58.704 THOMAS / SIGSWORTH	
ROW 11	22	5	1:58.565 BIGGS / SMITH	21	72	1:58.093 WALMSLEY / FOUNDS	
ROW 10	20	37	1:57.892 MORPHET / RYDER	19	42	1:57.769 CURRIE / PITT	
ROW 9	18	8	1:56.782 ILARIA / LACE	17	69	1:56.507 LAMBERT / HAYNES	
ROW 8	16	11	1:56.193 GILBERT / WINFIELD	15	28	1:55.607 COSTELLO / SMITH	
ROW 7	14	32	1:55.071 W. SMITH / A. SMITH	13	100	1:54.859 HOLLAND / STEVENS	
ROW 6	12	96	1:54.041 SAUNDERS / STOKOE	11	65	1:53.978 FAIERS / FOX	
ROW 5	10	99	1:53.976 S. RAMSDEN/M. RAMSDEN	9	101	1:53.970 WAKLEY / HILDIGE	
ROW 4	8	7	1:53.233 G. GIBSON / D. GIBSON	7	93	1:52.416 HOLDEN / ROBERTS	
ROW 3	6	4	1:52.247 PEACH / HOPE	5	95	1:52.138 BLACKSTOCK / LAWRENCE	
ROW 2	4	27	1:50.758 KIRBY / SALMON	3	68	1:50.183 BELL / HYDE	
ROW 1	2	1	1:48.986 R. CROWE / C. CROWE	1	84	1:47.484 S. LAIDLOW / J. LAIDLOW	

Pole

These results are provisional until the conclusion of any judicial and technical matters.

Oulton Park International: 2.6920 miles

Clerk Of Course:	Timekeeper: *Craig Smith*	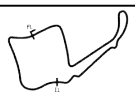

Results can be found at www.tsl-timing.com

Printed - 10:17 Friday, 04 April 2025

BMCRC-MRO Championships 2025 - Rnd 2 @ Oulton Park Int

BMCRC F1 & F2 Sidecars

RACE 4 - CLASSIFICATION

Race Distance: 8 Laps / 21.53 miles

POS	NO	CL	PIC	NAME	ENTRY	LAPS	TIME	GAP	DIFF	MPH	BEST	ON	GRD	↑↓
1	68	F1	1	BELL / HYDE	LCR YAMAHA - Marin Motorsport	8	14:42.936			87.80	1:49.084	7	3	2
2	1	F2	1	R. CROWE / C. CROWE	HCR TRIUMPH 675 - Northern Fuels	8	14:49.452	6.516	6.516	87.16	1:49.195	4	2	0
3	27	F1	2	KIRBY / SALMON	ARS Yamaha F600 - KRT	8	14:49.914	6.978	0.462	87.12	1:49.394	4	4	1
4	95	F2	2	BLACKSTOCK / LAWRENCE	LCR YAMAHA 600 - DHR	8	14:52.359	9.423	2.445	86.88	1:50.037	4	5	1
5	99	F2	3	S. RAMSDEN/M. RAMSDEN	LCR Honda - Ramsden Racing	8	15:09.971	27.035	17.612	85.20	1:52.400	2	10	5
6	7	F2	4	G. GIBSON / D. GIBSON	CES SUZUKI - RVISA / ROWTEC	8	15:14.228	31.292	4.257	84.80	1:52.579	3	8	2
7	4	F1	3	PEACH / HOPE	LCR - Lifesafety Motorsport	8	15:15.602	32.666	1.374	84.67	1:52.453	5	6	-1
8	65	F1	4	FAIERS / FOX	Dean Ryde YAMAHA R6 - AWracing ltd	8	15:24.814	41.878	9.212	83.83	1:53.740	2	11	3
9	96	F2	5	SAUNDERS / STOKOE	Baker HONDA - Homechoice Flooring Solutions	8	15:27.331	44.395	2.517	83.60	1:53.945	6	12	3
10	32	F1	5	W. SMITH / A. SMITH	- TTSR Ltd	8	15:30.669	47.733	3.338	83.30	1:54.693	6	14	4
11	101	F1	6	WAKLEY / HILDIGE	Ryde - Assured Office Solutions Ltd	8	15:31.723	48.787	1.054	83.21	1:53.777	4	9	-2
12	69	F2	6	LAMBERT / JAVENS	Honda LCR - graham anne ward	8	15:40.483	57.547	8.760	82.43	1:55.468	5	17	5
13	28	F2	7	COSTELLO / SMITH	LCR Kawasaki - GALGORM RESORT	8	15:48.288	1:05.352	7.805	81.75	1:56.755	5	15	2
14	23	F2	8	THOMAS / SIGSWORTH	Ireson HONDA - Team Walters And Thomas Sidecar racing	8	15:53.097	1:10.161	4.809	81.34	1:56.165	5	23	9
15	42	F2	9	CURRIE / PITT	Honda CBR600 -	8	15:57.003	1:14.067	3.906	81.01	1:57.246	8	19	4
16	8	F2	10	ILARIA / LACE	Christie Engineering 600 - Powerhouse	8	16:06.559	1:23.623	9.556	80.21	1:58.731	4	18	2
17	39	F2	11	MOORE / GASH	Baker YAMAHA - Arcadia Motel Christchurch NZ racing	8	16:09.566	1:26.630	3.007	79.96	1:58.469	3	26	9
18	114	F2	12	LOCKEY / ROSTROM	LCR HONDA - Real Racing	8	16:23.755	1:40.819	14.189	78.81	1:59.389	7	25	7
19	666	F2	13	HANKS / KIRK	GLR HONDA CBR 600 - JHM racing / Greg Lambert Racing	8	16:25.442	1:42.506	1.687	78.67	2:00.269	8	24	5
20	201	F2	14	BUMFREY / HOPE	LCR SUZUKI -	8	16:36.721	1:53.785	11.279	77.78	2:01.959	7	30	10
21	26	F2	15	KING / MILLER	Lumley Ireson - Townsend Motors	8	16:40.776	1:57.840	4.055	77.47	2:01.439	5	28	7
22	66	F2	16	A. CROWE / PARKER	SUZUKI GSXR - Sunchemical	7	14:59.822	1 Lap	1 Lap	75.39	2:05.804	3	27	5
23	14	F1	7	BURNS / FAIRHURST	Yamaha F1 PRE INJECTION - MRB Fencing Doncaster	7	15:04.900	1 Lap	5.078	74.96	2:06.517	4	29	6
24	71	F2	17	BANISTER / PORTER	MRE Suzuki GSXR 600 K7 - Fine Cut Developments	7	15:32.558	1 Lap	27.658	72.74	2:09.115	2	31	7

NOT CLASSIFIED

DNF	37	F2		MORPHET / RYDER	LCR/Suzuki SIDECAR -	6	12:15.858	2 Laps	1 Lap	79.02	1:56.348	5	20	
DNF	84	F1		S. LAIDLOW / J. LAIDLOW	LCR F600 - Marin motorsport	6	14:14.928	2 Laps	1:59.070	68.01	1:48.466	3	1	
DNF	100	F1		HOLLAND / STEVENS	- Team JH Racing	4	7:55.971	4 Laps	2 Laps	81.44	1:54.680	3	13	
DNF	5	F1		BIGGS / SMITH	LCR Yamaha - Express Tyre Service/Santander Salt	2	4:10.161	6 Laps	2 Laps	77.48	1:55.099	2	22	
DNF	11	F1		GILBERT / WINFIELD	Ryde 1000 - Angel Inn. Blyth	1	2:07.543	7 Laps	1 Lap	75.98			16	
DNF	72	F2		WALMSLEY / FOUNDS	LCF HONDA - Trustland Construction	1	2:30.204	7 Laps	22.661	64.52			21	
DNF	48	F2		BINGHAM / FAIRHURST	Wintec/Ryde RYDE F2 - Wintec Racing/Ryde F2	1	2:34.024	7 Laps	3.820	62.92			32	

FASTEST LAP

	84	F1	S. LAIDLOW / J. LAIDLOW	LCR F600 - Marin motorsport	3	1:48.466	89.34 mph	143.79 kph
	1	F2	R. CROWE / C. CROWE	HCR TRIUMPH 675 - Northern Fuels	4	1:49.195	88.75 mph	142.83 kph

Class F1 - 92.5% of Race Speed = 81.21 mph
Class F2 - 92.5% of Race Speed = 80.62 mph

Weather / Track : Sunny / Dry
These results are provisional until the conclusion of any judicial and technical matters.

Date: 04/04/2025 Start: 14:32 Finish: 14:47
Oulton Park International: 2.6920 miles

Clerk Of Course:	Timekeeper: Craig Smith	

Results can be found at www.tsl-timing.com

Printed - 14:50 Friday, 04 April 2025

BMCRC-MRO Championships 2025 - Rnd 2 @ Oulton Park Int

BMCRC F1 & F2 Sidecars

RACE 4 - LAP CHART

LAP 1 @ 14:34:29.366

NO	BEHIND	LAP TIME	
1		1:54.795	
68	0.723	1:55.518	
27	1.374	1:56.169	
95	2.746	1:57.541	
99	3.719	1:58.514	
4	5.723	2:00.518	
65	6.549	2:01.344	
7	7.433	2:02.228	
96	7.998	2:02.793	
101	8.292	2:03.087	
32	8.512	2:03.307	
69	10.082	2:04.877	
100	10.496	2:05.291	
28	11.303	2:06.098	
23	12.650	2:07.445	
11	12.748	2:07.543	
42	14.206	2:09.001	
37	14.372	2:09.167	
39	15.592	2:10.387	
8	18.049	2:12.844	
14	18.607	2:13.402	
666	19.650	2:14.445	
26	19.743	2:14.538	
114	20.213	2:15.008	
5	20.267	2:15.062	
201	21.425	2:16.220	
71	26.218	2:21.013	
66	26.319	2:21.114	
72	35.409	2:30.204	P
48	39.229	2:34.024	P

LAP 2 @ 14:36:19.617

NO	BEHIND	LAP TIME
1		1:50.251
68	0.259	1:49.787
27	1.010	1:49.887
95	3.157	1:50.662
99	5.868	1:52.400
4	8.170	1:52.698
65	10.038	1:53.740
7	10.974	1:53.792
96	13.231	1:55.484
101	13.476	1:55.435
32	13.788	1:55.527
100	15.447	1:55.202
69	16.553	1:56.722
28	18.198	1:57.146
23	19.595	1:57.196
42	22.039	1:58.084
37	22.256	1:58.135
39	24.327	1:58.986
5	25.115	1:55.099
8	27.749	1:59.951
666	33.910	2:04.511
14	35.467	2:07.111
26	35.561	2:06.069
114	36.056	2:06.094
201	36.634	2:05.460
66	42.401	2:06.333
71	45.082	2:09.115
84	1 Lap	5:04.318

LAP 3 @ 14:38:09.623

NO	BEHIND	LAP TIME
1		1:50.006
68	0.407	1:50.154
27	0.822	1:49.818
95	3.300	1:50.149
99	8.501	1:52.639
4	10.706	1:52.542
7	13.547	1:52.579
65	14.283	1:54.251
101	17.425	1:53.955
96	18.472	1:55.247
32	19.356	1:55.574
100	20.121	1:54.680
69	22.510	1:55.963
28	25.561	1:57.369
23	26.194	1:56.605
42	29.525	1:57.492
37	29.806	1:57.556
39	32.790	1:58.469
8	36.989	1:59.246
666	45.581	2:01.677
26	49.120	2:03.565
114	49.819	2:03.769
201	50.679	2:04.051
14	55.192	2:09.731
66	58.199	2:05.804
71	1:08.003	2:12.927
84	1 Lap	1:48.890

LAP 4 @ 14:39:58.818

NO	BEHIND	LAP TIME	
1		1:49.195	
68	0.396	1:49.184	
27	1.021	1:49.394	
95	4.142	1:50.037	
99	12.015	1:52.709	
4	14.602	1:53.091	
7	17.625	1:53.273	
65	19.636	1:54.548	
101	22.007	1:53.777	
96	24.056	1:54.779	
32	25.426	1:55.265	
69	29.424	1:56.109	
100	31.724	2:00.798	P
28	33.141	1:56.775	
23	34.698	1:57.699	
37	38.171	1:57.560	
42	38.625	1:58.295	
39	43.404	1:59.809	
8	46.525	1:58.731	
666	58.099	2:01.713	
114	1:00.292	1:59.668	
26	1:03.686	2:03.761	
201	1:04.138	2:02.654	
14	1:12.514	2:06.517	
66	1:15.721	2:06.717	
84	1 Lap	1:48.466	
71	1:32.020	2:13.212	

LAP 5 @ 14:41:49.151

NO	BEHIND	LAP TIME
68		1:49.937
1	0.229	1:50.562
27	0.477	1:49.789
95	4.507	1:50.698
99	14.622	1:52.940
4	16.722	1:52.453
7	19.996	1:52.704
65	23.492	1:54.189
101	26.538	1:54.864
96	27.972	1:54.249
32	30.492	1:55.399
69	34.559	1:55.468
28	39.563	1:56.755
23	40.530	1:56.165
37	44.186	1:56.348
42	47.459	1:59.167
39	53.190	2:00.119
8	54.969	1:58.777
666	1:08.133	2:00.367
114	1:10.185	2:00.226
26	1:14.792	2:01.439
84	1 Lap	1:48.842
201	1:15.975	2:02.170
14	1:29.755	2:07.574
66	1:32.265	2:06.877

LAP 6 @ 14:43:38.879

NO	BEHIND	LAP TIME	
68		1:49.728	
1	2.020	1:51.519	
27	2.408	1:51.659	
71	1 Lap	2:12.918	
95	5.384	1:50.605	
99	18.101	1:53.207	
4	20.243	1:53.249	
7	23.305	1:53.037	
65	28.532	1:54.768	
101	31.142	1:54.332	
96	32.189	1:53.945	
32	35.457	1:54.693	
69	41.954	1:57.123	
28	48.094	1:58.259	
23	49.558	1:58.756	
42	57.188	1:59.457	
8	1:04.506	1:59.265	
39	1:04.872	2:01.410	
37	1:11.550	2:17.092	P
84	1 Lap	1:48.802	
666	1:19.340	2:00.935	
114	1:20.280	1:59.823	
201	1:28.350	2:02.103	
26	1:28.659	2:03.595	
14	1:48.894	2:08.867	
66	1:48.965	2:06.428	

LAP 7 @ 14:45:27.963

NO	BEHIND	LAP TIME
68		1:49.084
1	3.856	1:50.920
27	4.211	1:50.887
95	6.653	1:50.353
99	22.611	1:53.594
4	27.204	1:56.045
7	27.306	1:53.085
71	1 Lap	2:11.633
65	34.820	1:55.372
96	38.262	1:55.157
101	40.455	1:58.397
32	41.447	1:55.074
69	49.578	1:56.708
28	56.859	1:57.849
23	59.657	1:59.183
42	1:06.365	1:58.261
8	1:14.323	1:58.901
39	1:16.365	2:00.577
84	1 Lap	1:55.610	P
114	1:30.585	1:59.389
666	1:31.781	2:01.525
201	1:41.225	2:01.959
26	1:42.548	2:02.973

LAP 8 @ 14:47:17.507

NO	BEHIND	LAP TIME
68		1:49.544
1	6.516	1:52.204
27	6.978	1:52.311
95	9.423	1:52.314
66	1 Lap	2:06.549
14	1 Lap	2:11.698
99	27.035	1:53.968
7	31.292	1:53.530
4	32.666	1:55.006
65	41.878	1:56.602
96	44.395	1:55.677
32	47.733	1:55.830
101	48.787	1:57.876
71	1 Lap	2:11.740
69	57.547	1:57.513
28	1:05.352	1:58.037
23	1:10.161	2:00.048
42	1:14.067	1:57.246
8	1:23.623	1:58.844
39	1:26.630	1:59.809
114	1:40.819	1:59.778
666	1:42.506	2:00.269
201	1:53.785	2:02.104
26	1:57.840	2:04.836

Weather / Track : Sunny / Dry

Oulton Park International: 2.6920 miles
Date: 04/04/2025 Start: 14:32 Finish: 14:47

Results can be found at www.tsl-timing.com

Printed - 14:50 Friday, 04 April 2025

BMCRC-MRO Championships 2025 - Rnd 2 @ Oulton Park Int

BMCRC F1 & F2 Sidecars

RACE 4 - POSITION CHART

No	Name	Lap / Pos	1	2	3	4	5	6	7	8
84	S. LAIDLOW / J. LAIDL	1	1	1	1	1	68	68	68	68
1	R. CROWE / C. CROW	2	68	68	68	68	1	1	1	1
68	BELL / HYDE	3	27	27	27	27	27	27	27	27
27	KIRBY / SALMON	4	95	95	95	95	95	95	95	95
95	BLACKSTOCK / LAWR	5	99	99	99	99	99	99	99	99
4	PEACH / HOPE	6	4	4	4	4	4	4	4	7
7	G. GIBSON / D. GIBSO	7	65	65	7	7	7	7	7	4
101	WAKLEY / HILDIGE	8	7	7	65	65	65	65	65	65
99	S. RAMSDEN/M. RAMS	9	96	96	101	101	101	101	96	96
65	FAIERS / FOX	10	101	101	96	96	96	96	101	32
96	SAUNDERS / STOKOE	11	32	32	32	32	32	32	32	101
100	HOLLAND / STEVENS	12	69	100	100	69	69	69	69	69
32	W. SMITH / A. SMITH	13	100	69	69	*100*	28	28	28	28
28	COSTELLO / SMITH	14	28	28	28	28	23	23	23	23
11	GILBERT / WINFIELD	15	23	23	23	23	37	42	42	42
69	LAMBERT / HAYNES	16	11	42	42	37	42	8	8	8
8	ILARIA / LACE	17	42	37	37	42	39	39	39	39
42	CURRIE / PITT	18	37	39	39	39	8	*37*	114	114
37	MORPHET / RYDER	19	39	5	8	8	666	666	666	666
72	WALMSLEY / FOUNDS	20	8	8	666	666	114	114	201	201
5	BIGGS / SMITH	21	14	666	26	114	26	201	26	26
23	THOMAS / SIGSWORT	22	666	14	114	26	201	26	66	
666	HANKS / KIRK	23	26	26	201	201	14	14	14	
114	LOCKEY / ROSTROM	24	114	114	14	14	66	66	71	
39	MOORE / GASH	25	5	201	66	66	71	71		
66	A. CROWE / PARKER	26	201	66	71	71	84	*84*		
26	KING / MILLER	27	71	71	84	84				
14	BURNS / FAIRHURST	28	66	84						
201	BUMFREY / HOPE	29	*72*							
71	BANISTER / PORTER	30	*48*							
48	BINGHAM / FAIRHURS	31	84							

Weather / Track : Sunny / Dry

Oulton Park International: 2.6920 miles
Date: 04/04/2025 Start: 14:32 Finish: 14:47

Results can be found at www.tsl-timing.com

Printed - 14:50 Friday, 04 April 2025

BMCRC-MRO Championships 2025 - Rnd 2 @ Oulton Park Int

BMCRC F1 & F2 Sidecars

RACE 4 - SECTOR ANALYSIS

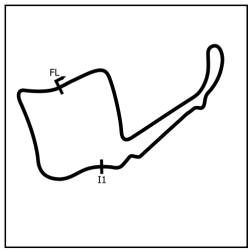

SECTOR 1 = FL to I1, SECTOR 2 = I1 to FL, DIFF = Difference To Personal Best Lap, P = Crossed Finish Line in Pit Lane, D = Time Disallowed

P1 68 F1 BELL / HYDE — LCR YAMAHA - Marin Motorsport

IDEAL LAP TIME : 1:48.972 BEST LAP TIME : 1:49.084 DIFFERENCE : 0.112

LAP	SECTOR 1	SECTOR 2	LAP TIME	MPH	DIFF	TIME OF DAY
1 -		***30.023***	1:55.518	83.89	6.434	14:34:30.089
2 -	1:19.526	30.261	1:49.787	88.27	0.703	14:36:19.876
3 -	1:20.008	30.146	1:50.154	87.97	1.070	14:38:10.030
4 -	***1:18.949***	30.235	1:49.184 **(2)**	88.76	0.100	14:39:59.214
5 -	1:19.712	30.225	1:49.937	88.15	0.853	14:41:49.151
6 -	1:19.219	30.509	1:49.728	88.32	0.644	14:43:38.879
7 -	1:18.993	30.091	***1:49.084*** **(1)**	***88.84***		***14:45:27.963***
8 -	1:19.505	30.039	1:49.544 **(3)**	88.46	0.460	14:47:17.507

P2 1 F2 R. CROWE / C. CROWE — HCR TRIUMPH 675 - Northern Fuels

IDEAL LAP TIME : 1:49.112 BEST LAP TIME : 1:49.195 DIFFERENCE : 0.083

LAP	SECTOR 1	SECTOR 2	LAP TIME	MPH	DIFF	TIME OF DAY
1 -		30.246	1:54.795	84.42	5.600	14:34:29.366
2 -	1:19.904	30.347	1:50.251 **(3)**	87.90	1.056	14:36:19.617
3 -	1:19.953	***30.053***	1:50.006 **(2)**	88.09	0.811	14:38:09.623
4 -	***1:19.059***	30.136	***1:49.195*** **(1)**	***88.75***		***14:39:58.818***
5 -	1:19.958	30.604	1:50.562	87.65	1.367	14:41:49.380
6 -	1:20.754	30.765	1:51.519	86.90	2.324	14:43:40.899
7 -	1:20.396	30.524	1:50.920	87.37	1.725	14:45:31.819
8 -	1:21.703	30.501	1:52.204	86.37	3.009	14:47:24.023

P3 27 F1 KIRBY / SALMON — ARS Yamaha F600 - KRT

IDEAL LAP TIME : 1:49.394 BEST LAP TIME : 1:49.394 DIFFERENCE : 0.000

LAP	SECTOR 1	SECTOR 2	LAP TIME	MPH	DIFF	TIME OF DAY
1 -		30.190	1:56.169	83.42	6.775	14:34:30.740
2 -	1:19.739	30.148	1:49.887	88.19	0.493	14:36:20.627
3 -	1:19.548	30.270	1:49.818 **(3)**	88.24	0.424	14:38:10.445
4 -	***1:19.254***	***30.140***	***1:49.394*** **(1)**	***88.59***		***14:39:59.839***
5 -	1:19.419	30.370	1:49.789 **(2)**	88.27	0.395	14:41:49.628
6 -	1:20.605	31.054	1:51.659	86.79	2.265	14:43:41.287
7 -	1:20.139	30.748	1:50.887	87.39	1.493	14:45:32.174
8 -	1:21.603	30.708	1:52.311	86.28	2.917	14:47:24.485

P4 95 F1 BLACKSTOCK / LAWRENCE — LCR YAMAHA 600 - DHR

IDEAL LAP TIME : 1:49.823 BEST LAP TIME : 1:50.037 DIFFERENCE : 0.214

LAP	SECTOR 1	SECTOR 2	LAP TIME	MPH	DIFF	TIME OF DAY
1 -		30.263	1:57.541	82.45	7.504	14:34:32.112
2 -	1:20.566	30.096	1:50.662	87.57	0.625	14:36:22.774
3 -	1:20.224	***29.925***	1:50.149 **(2)**	87.98	0.112	14:38:12.923
4 -	***1:19.898***	30.139	***1:50.037*** **(1)**	***88.07***		***14:40:02.960***
5 -	1:20.424	30.274	1:50.698	87.54	0.661	14:41:53.658
6 -	1:20.218	30.387	1:50.605	87.62	0.568	14:43:44.263
7 -	1:20.192	30.161	1:50.353 **(3)**	87.82	0.316	14:45:34.616
8 -	1:22.165	30.149	1:52.314	86.28	2.277	14:47:26.930

P5 99 F2 S. RAMSDEN/M. RAMSDEN — LCR Honda - Ramsden Racing

IDEAL LAP TIME : 1:52.244 BEST LAP TIME : 1:52.400 DIFFERENCE : 0.156

LAP	SECTOR 1	SECTOR 2	LAP TIME	MPH	DIFF	TIME OF DAY
1 -		***30.916***	1:58.514	81.77	6.114	14:34:33.085
2 -	1:21.344	31.056	***1:52.400*** **(1)**	***86.22***		***14:36:25.485***
3 -	***1:21.328***	31.311	1:52.639 **(2)**	86.03	0.239	14:38:18.124
4 -	1:21.477	31.232	1:52.709 **(3)**	85.98	0.309	14:40:10.833
5 -	1:21.747	31.193	1:52.940	85.80	0.540	14:42:03.773
6 -	1:21.852	31.355	1:53.207	85.60	0.807	14:43:56.980
7 -	1:21.835	31.759	1:53.594	85.31	1.194	14:45:50.574
8 -	1:22.327	31.641	1:53.968	85.03	1.568	14:47:44.542

Weather / Track : Sunny / Dry

Oulton Park International: 2.6920 miles
Date: 04/04/2025 Start: 14:32 Finish: 14:47

BMCRC-MRO Championships 2025 - Rnd 2 @ Oulton Park Int

BMCRC F1 & F2 Sidecars

RACE 4 - SECTOR ANALYSIS

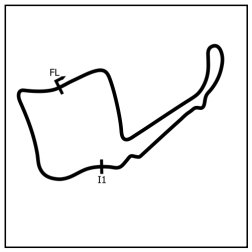

SECTOR 1 = FL to I1, SECTOR 2 = I1 to FL, DIFF = Difference To Personal Best Lap, P = Crossed Finish Line in Pit Lane, D = Time Disallowed

P6 7 F2 G. GIBSON / D. GIBSON — CES SUZUKI - RVISA / ROWTEC

IDEAL LAP TIME : 1:52.423 BEST LAP TIME : 1:52.579 DIFFERENCE : 0.156

LAP	SECTOR 1	SECTOR 2	LAP TIME	MPH	DIFF	TIME OF DAY
1 -		31.225	2:02.228	79.28	9.649	14:34:36.799
2 -	1:22.263	31.529	1:53.792	85.16	1.213	14:36:30.591
3 -	1:21.692	***30.887***	***1:52.579*** **(1)**	***86.08***		***14:38:23.170***
4 -	1:21.693	31.580	1:53.273	85.55	0.694	14:40:16.443
5 -	1:21.620	31.084	1:52.704 **(2)**	85.98	0.125	14:42:09.147
6 -	***1:21.536***	31.501	1:53.037 **(3)**	85.73	0.458	14:44:02.184
7 -	1:21.610	31.475	1:53.085	85.69	0.506	14:45:55.269
8 -	1:22.135	31.395	1:53.530	85.36	0.951	14:47:48.799

P7 4 F1 PEACH / HOPE — LCR - Lifesafety Motorsport

IDEAL LAP TIME : 1:52.411 BEST LAP TIME : 1:52.453 DIFFERENCE : 0.042

LAP	SECTOR 1	SECTOR 2	LAP TIME	MPH	DIFF	TIME OF DAY
1 -		31.327	2:00.518	80.41	8.065	14:34:35.089
2 -	1:21.672	31.026	1:52.698 **(3)**	85.99	0.245	14:36:27.787
3 -	1:21.472	31.070	1:52.542 **(2)**	86.11	0.089	14:38:20.329
4 -	1:21.896	31.195	1:53.091	85.69	0.638	14:40:13.420
5 -	1:21.441	***31.012***	***1:52.453*** **(1)**	***86.18***		***14:42:05.873***
6 -	***1:21.399***	31.850	1:53.249	85.57	0.796	14:43:59.122
7 -	1:23.420	32.625	1:56.045	83.51	3.592	14:45:55.167
8 -	1:23.699	31.307	1:55.006	84.26	2.553	14:47:50.173

P8 65 F1 FAIERS / FOX — Dean Ryde YAMAHA R6 - AWracing ltd

IDEAL LAP TIME : 1:53.614 BEST LAP TIME : 1:53.740 DIFFERENCE : 0.126

LAP	SECTOR 1	SECTOR 2	LAP TIME	MPH	DIFF	TIME OF DAY
1 -		31.267	2:01.344	79.86	7.604	14:34:35.915
2 -	***1:22.553***	31.187	***1:53.740*** **(1)**	***85.20***		***14:36:29.655***
3 -	1:23.057	31.194	1:54.251 **(3)**	84.82	0.511	14:38:23.906
4 -	1:23.487	***31.061***	1:54.548	84.60	0.808	14:40:18.454
5 -	1:23.120	31.069	1:54.189 **(2)**	84.87	0.449	14:42:12.643
6 -	1:23.225	31.543	1:54.768	84.44	1.028	14:44:07.411
7 -	1:23.813	31.559	1:55.372	84.00	1.632	14:46:02.783
8 -	1:24.860	31.742	1:56.602	83.11	2.862	14:47:59.385

P9 96 F2 SAUNDERS / STOKOE — Baker HONDA - Homechoice Flooring Solutions

IDEAL LAP TIME : 1:53.945 BEST LAP TIME : 1:53.945 DIFFERENCE : 0.000

LAP	SECTOR 1	SECTOR 2	LAP TIME	MPH	DIFF	TIME OF DAY
1 -		31.570	2:02.793	78.92	8.848	14:34:37.364
2 -	1:24.315	31.169	1:55.484	83.91	1.539	14:36:32.848
3 -	1:24.017	31.230	1:55.247	84.09	1.302	14:38:28.095
4 -	1:23.693	31.086	1:54.779 **(3)**	84.43	0.834	14:40:22.874
5 -	1:23.361	30.888	1:54.249 **(2)**	84.82	0.304	14:42:17.123
6 -	***1:23.139***	***30.806***	***1:53.945*** **(1)**	***85.05***		***14:44:11.068***
7 -	1:24.132	31.025	1:55.157	84.15	1.212	14:46:06.225
8 -	1:24.396	31.281	1:55.677	83.77	1.732	14:48:01.902

P10 32 F1 W. SMITH / A. SMITH — - TTSR Ltd

IDEAL LAP TIME : 1:54.516 BEST LAP TIME : 1:54.693 DIFFERENCE : 0.177

LAP	SECTOR 1	SECTOR 2	LAP TIME	MPH	DIFF	TIME OF DAY
1 -		***31.318***	2:03.307	78.59	8.614	14:34:37.878
2 -	1:24.086	31.441	1:55.527	83.88	0.834	14:36:33.405
3 -	1:23.772	31.802	1:55.574	83.85	0.881	14:38:28.979
4 -	1:23.715	31.550	1:55.265 **(3)**	84.07	0.572	14:40:24.244
5 -	1:23.937	31.462	1:55.399	83.98	0.706	14:42:19.643
6 -	***1:23.198***	31.495	***1:54.693*** **(1)**	***84.49***		***14:44:14.336***
7 -	1:23.561	31.513	1:55.074 **(2)**	84.21	0.381	14:46:09.410
8 -	1:23.791	32.039	1:55.830	83.66	1.137	14:48:05.240

Weather / Track : Sunny / Dry

Oulton Park International: 2.6920 miles
Date: 04/04/2025 Start: 14:32 Finish: 14:47

BMCRC-MRO Championships 2025 - Rnd 2 @ Oulton Park Int

BMCRC F1 & F2 Sidecars

RACE 4 - SECTOR ANALYSIS

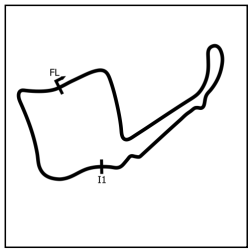

SECTOR 1 = FL to I1, SECTOR 2 = I1 to FL, DIFF = Difference To Personal Best Lap, P = Crossed Finish Line in Pit Lane, D = Time Disallowed

P11 101 F1 WAKLEY / HILDIGE

Ryde - Assured Office Solutions Ltd

IDEAL LAP TIME : 1:53.315 BEST LAP TIME : 1:53.777 DIFFERENCE : 0.462

LAP	SECTOR 1	SECTOR 2	LAP TIME	MPH	DIFF	TIME OF DAY
1 -		31.537	2:03.087	78.73	9.310	14:34:37.658
2 -	1:23.772	31.663	1:55.435	83.95	1.658	14:36:33.093
3 -	1:22.769	31.186	1:53.955 (2)	85.04	0.178	14:38:27.048
4 -	***1:22.218***	31.559	***1:53.777 (1)***	***85.17***		***14:40:20.825***
5 -	1:23.367	31.497	1:54.864	84.37	1.087	14:42:15.689
6 -	1:23.235	***31.097***	1:54.332 (3)	84.76	0.555	14:44:10.021
7 -	1:26.190	32.207	1:58.397	81.85	4.620	14:46:08.418
8 -	1:25.678	32.198	1:57.876	82.21	4.099	14:48:06.294

P12 69 F2 LAMBERT / HAYNES

Honda LCR - graham anne ward

IDEAL LAP TIME : 1:55.468 BEST LAP TIME : 1:55.468 DIFFERENCE : 0.000

LAP	SECTOR 1	SECTOR 2	LAP TIME	MPH	DIFF	TIME OF DAY
1 -		31.485	2:04.877	77.60	9.409	14:34:39.448
2 -	1:25.326	31.396	1:56.722	83.02	1.254	14:36:36.170
3 -	1:24.732	31.231	1:55.963 (2)	83.57	0.495	14:38:32.133
4 -	1:24.707	31.402	1:56.109 (3)	83.46	0.641	14:40:28.242
5 -	***1:24.507***	***30.961***	***1:55.468 (1)***	***83.93***		***14:42:23.710***
6 -	1:25.361	31.762	1:57.123	82.74	1.655	14:44:20.833
7 -	1:24.916	31.792	1:56.708	83.03	1.240	14:46:17.541
8 -	1:24.896	32.617	1:57.513	82.47	2.045	14:48:15.054

P13 28 F2 COSTELLO / SMITH

LCR Kawasaki - GALGORM RESORT

IDEAL LAP TIME : 1:56.646 BEST LAP TIME : 1:56.755 DIFFERENCE : 0.109

LAP	SECTOR 1	SECTOR 2	LAP TIME	MPH	DIFF	TIME OF DAY
1 -		31.879	2:06.098	76.85	9.343	14:34:40.669
2 -	1:25.334	31.812	1:57.146 (3)	82.72	0.391	14:36:37.815
3 -	1:25.534	31.835	1:57.369	82.57	0.614	14:38:35.184
4 -	***1:24.873***	31.902	1:56.775 (2)	82.99	0.020	14:40:31.959
5 -	1:24.982	***31.773***	***1:56.755 (1)***	***83.00***		***14:42:28.714***
6 -	1:26.390	31.869	1:58.259	81.94	1.504	14:44:26.973
7 -	1:25.928	31.921	1:57.849	82.23	1.094	14:46:24.822
8 -	1:26.252	31.785	1:58.037	82.10	1.282	14:48:22.859

P14 23 F2 THOMAS / SIGSWORTH

Ireson HONDA - Team Walters And Thomas Sidecar racing

IDEAL LAP TIME : 1:56.165 BEST LAP TIME : 1:56.165 DIFFERENCE : 0.000

LAP	SECTOR 1	SECTOR 2	LAP TIME	MPH	DIFF	TIME OF DAY
1 -		31.812	2:07.445	76.04	11.280	14:34:42.016
2 -	1:25.519	31.677	1:57.196 (3)	82.69	1.031	14:36:39.212
3 -	1:24.670	31.935	1:56.605 (2)	83.11	0.440	14:38:35.817
4 -	1:25.554	32.145	1:57.699	82.33	1.534	14:40:33.516
5 -	***1:24.570***	***31.595***	***1:56.165 (1)***	***83.42***		***14:42:29.681***
6 -	1:26.244	32.512	1:58.756	81.60	2.591	14:44:28.437
7 -	1:26.582	32.601	1:59.183	81.31	3.018	14:46:27.620
8 -	1:27.087	32.961	2:00.048	80.72	3.883	14:48:27.668

P15 42 F2 CURRIE / PITT

Honda CBR600 -

IDEAL LAP TIME : 1:57.187 BEST LAP TIME : 1:57.246 DIFFERENCE : 0.059

LAP	SECTOR 1	SECTOR 2	LAP TIME	MPH	DIFF	TIME OF DAY
1 -		32.594	2:09.001	75.12	11.755	14:34:43.572
2 -	1:26.006	32.078	1:58.084 (3)	82.07	0.838	14:36:41.656
3 -	***1:25.492***	32.000	1:57.492 (2)	82.48	0.246	14:38:39.148
4 -	1:25.785	32.510	1:58.295	81.92	1.049	14:40:37.443
5 -	1:26.842	32.325	1:59.167	81.32	1.921	14:42:36.610
6 -	1:26.672	32.785	1:59.457	81.12	2.211	14:44:36.067
7 -	1:26.271	31.990	1:58.261	81.94	1.015	14:46:34.328
8 -	1:25.551	***31.695***	***1:57.246 (1)***	***82.65***		***14:48:31.574***

Weather / Track : Sunny / Dry

Oulton Park International: 2.6920 miles
Date: 04/04/2025 Start: 14:32 Finish: 14:47

BMCRC-MRO Championships 2025 - Rnd 2 @ Oulton Park Int

BMCRC F1 & F2 Sidecars

RACE 4 - SECTOR ANALYSIS

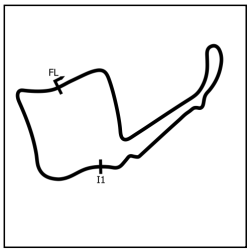

SECTOR 1 = FL to I1, SECTOR 2 = I1 to FL, DIFF = Difference To Personal Best Lap, P = Crossed Finish Line in Pit Lane, D = Time Disallowed

P16 8 F2 ILARIA / LACE — Christie Engineering 600 - Powerhouse

IDEAL LAP TIME : 1:58.389 BEST LAP TIME : 1:58.731 DIFFERENCE : 0.342

LAP	SECTOR 1	SECTOR 2	LAP TIME	MPH	DIFF	TIME OF DAY
1 -		33.395	2:12.844	72.95	14.113	14:34:47.415
2 -	1:27.274	32.677	1:59.951	80.79	1.220	14:36:47.366
3 -	1:26.680	32.566	1:59.246	81.27	0.515	14:38:46.612
4 -	1:26.086	32.645	***1:58.731*** **(1)**	***81.62***		***14:40:45.343***
5 -	***1:26.021***	32.756	1:58.777 **(2)**	81.59	0.046	14:42:44.120
6 -	1:26.131	33.134	1:59.265	81.25	0.534	14:44:43.385
7 -	1:26.533	***32.368***	1:58.901	81.50	0.170	14:46:42.286
8 -	1:26.074	32.770	1:58.844 **(3)**	81.54	0.113	14:48:41.130

P17 39 F2 MOORE / GASH — Baker YAMAHA - Arcadia Motel Christchurch NZ racing

IDEAL LAP TIME : 1:58.469 BEST LAP TIME : 1:58.469 DIFFERENCE : 0.000

LAP	SECTOR 1	SECTOR 2	LAP TIME	MPH	DIFF	TIME OF DAY
1 -		32.681	2:10.387	74.32	11.918	14:34:44.958
2 -	1:26.390	32.596	1:58.986 **(2)**	81.44	0.517	14:36:43.944
3 -	***1:26.125***	***32.344***	***1:58.469*** **(1)**	***81.80***		***14:38:42.413***
4 -	1:27.184	32.625	1:59.809 **(3)**	80.88	1.340	14:40:42.222
5 -	1:27.320	32.799	2:00.119	80.68	1.650	14:42:42.341
6 -	1:27.514	33.896	2:01.410	79.82	2.941	14:44:43.751
7 -	1:27.876	32.701	2:00.577	80.37	2.108	14:46:44.328
8 -	1:27.240	32.569	1:59.809 **(3)**	80.88	1.340	14:48:44.137

P18 114 F2 LOCKEY / ROSTROM — LCR HONDA - Real Racing

IDEAL LAP TIME : 1:59.159 BEST LAP TIME : 1:59.389 DIFFERENCE : 0.230

LAP	SECTOR 1	SECTOR 2	LAP TIME	MPH	DIFF	TIME OF DAY
1 -		34.077	2:15.008	71.78	15.619	14:34:49.579
2 -	1:31.827	34.267	2:06.094	76.85	6.705	14:36:55.673
3 -	1:30.072	33.697	2:03.769	78.30	4.380	14:38:59.442
4 -	1:27.310	***32.358***	1:59.668 **(2)**	80.98	0.279	14:40:59.110
5 -	1:27.599	32.627	2:00.226	80.60	0.837	14:42:59.336
6 -	1:27.462	32.361	1:59.823	80.88	0.434	14:44:59.159
7 -	***1:26.801***	32.588	***1:59.389*** **(1)**	***81.17***		***14:46:58.548***
8 -	1:27.210	32.568	1:59.778 **(3)**	80.91	0.389	14:48:58.326

P19 666 F2 HANKS / KIRK — GLR HONDA CBR 600 - JHM racing / Greg Lambert Racing

IDEAL LAP TIME : 1:59.432 BEST LAP TIME : 2:00.269 DIFFERENCE : 0.837

LAP	SECTOR 1	SECTOR 2	LAP TIME	MPH	DIFF	TIME OF DAY
1 -		33.768	2:14.445	72.08	14.176	14:34:49.016
2 -	1:31.248	33.263	2:04.511	77.83	4.242	14:36:53.527
3 -	1:28.914	32.763	2:01.677	79.64	1.408	14:38:55.204
4 -	1:29.326	32.387	2:01.713	79.62	1.444	14:40:56.917
5 -	1:28.091	32.276	2:00.367 **(2)**	80.51	0.098	14:42:57.284
6 -	1:28.719	***32.216***	2:00.935 **(3)**	80.13	0.666	14:44:58.219
7 -	1:28.872	32.653	2:01.525	79.74	1.256	14:46:59.744
8 -	***1:27.216***	33.053	***2:00.269*** **(1)**	***80.58***		***14:49:00.013***

P20 201 F2 BUMFREY / HOPE — LCR SUZUKI -

IDEAL LAP TIME : 2:01.545 BEST LAP TIME : 2:01.959 DIFFERENCE : 0.414

LAP	SECTOR 1	SECTOR 2	LAP TIME	MPH	DIFF	TIME OF DAY
1 -		33.654	2:16.220	71.14	14.261	14:34:50.791
2 -	1:31.773	33.687	2:05.460	77.24	3.501	14:36:56.251
3 -	1:30.898	33.153	2:04.051	78.12	2.092	14:39:00.302
4 -	1:29.600	33.054	2:02.654	79.01	0.695	14:41:02.956
5 -	1:29.196	***32.974***	2:02.170	79.32	0.211	14:43:05.126
6 -	1:28.702	33.401	2:02.103 **(2)**	79.36	0.144	14:45:07.229
7 -	1:28.642	33.317	***2:01.959*** **(1)**	***79.46***		***14:47:09.188***
8 -	***1:28.571***	33.533	2:02.104 **(3)**	79.36	0.145	14:49:11.292

Weather / Track : Sunny / Dry

Oulton Park International: 2.6920 miles
Date: 04/04/2025 Start: 14:32 Finish: 14:47

BMCRC-MRO Championships 2025 - Rnd 2 @ Oulton Park Int

BMCRC F1 & F2 Sidecars

RACE 4 - SECTOR ANALYSIS

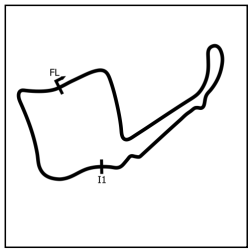

SECTOR 1 = FL to I1, SECTOR 2 = I1 to FL, DIFF = Difference To Personal Best Lap, P = Crossed Finish Line in Pit Lane, D = Time Disallowed

P21 26 F2 KING / MILLER

Lumley Ireson - Townsend Motors

IDEAL LAP TIME : 2:01.068 BEST LAP TIME : 2:01.439 DIFFERENCE : 0.371

LAP	SECTOR 1	SECTOR 2	LAP TIME	MPH	DIFF	TIME OF DAY
1 -		34.223	2:14.538	72.03	13.099	14:34:49.109
2 -	1:31.909	34.160	2:06.069	76.87	4.630	14:36:55.178
3 -	1:30.232	33.333	2:03.565 (3)	78.43	2.126	14:38:58.743
4 -	1:30.479	33.282	2:03.761	78.30	2.322	14:41:02.504
5 -	***1:28.544***	32.895	***2:01.439 (1)***	***79.80***		***14:43:03.943***
6 -	1:30.537	33.058	2:03.595	78.41	2.156	14:45:07.538
7 -	1:30.449	***32.524***	2:02.973 (2)	78.80	1.534	14:47:10.511
8 -	1:31.373	33.463	2:04.836	77.63	3.397	14:49:15.347

P22 66 F2 A. CROWE / PARKER

SUZUKI GSXR - Sunchemical

IDEAL LAP TIME : 2:05.483 BEST LAP TIME : 2:05.804 DIFFERENCE : 0.321

LAP	SECTOR 1	SECTOR 2	LAP TIME	MPH	DIFF	TIME OF DAY
1 -		34.788	2:21.114	68.67	15.310	14:34:55.685
2 -	1:32.887	***33.446***	2:06.333 (2)	76.71	0.529	14:37:02.018
3 -	***1:32.037***	33.767	***2:05.804 (1)***	***77.03***		***14:39:07.822***
4 -	1:32.603	34.114	2:06.717	76.47	0.913	14:41:14.539
5 -	1:33.048	33.829	2:06.877	76.38	1.073	14:43:21.416
6 -	1:32.559	33.869	2:06.428 (3)	76.65	0.624	14:45:27.844
7 -	1:32.047	34.502	2:06.549	76.58	0.745	14:47:34.393

P23 14 F1 BURNS / FAIRHURST

Yamaha F1 PRE INJECTION - MRB Fencing Doncaster

IDEAL LAP TIME : 2:05.805 BEST LAP TIME : 2:06.517 DIFFERENCE : 0.712

LAP	SECTOR 1	SECTOR 2	LAP TIME	MPH	DIFF	TIME OF DAY
1 -		34.432	2:13.402	72.64	6.885	14:34:47.973
2 -	***1:31.836***	35.275	2:07.111 (2)	76.24	0.594	14:36:55.084
3 -	1:34.731	35.000	2:09.731	74.70	3.214	14:39:04.815
4 -	1:32.548	***33.969***	***2:06.517 (1)***	***76.60***		***14:41:11.332***
5 -	1:32.529	35.045	2:07.574 (3)	75.96	1.057	14:43:18.906
6 -	1:33.670	35.197	2:08.867	75.20	2.350	14:45:27.773
7 -	1:35.799	35.899	2:11.698	73.58	5.181	14:47:39.471

P24 71 F2 BANISTER / PORTER

MRE Suzuki GSXR 600 K7 - Fine Cut Developments

IDEAL LAP TIME : 2:09.115 BEST LAP TIME : 2:09.115 DIFFERENCE : 0.000

LAP	SECTOR 1	SECTOR 2	LAP TIME	MPH	DIFF	TIME OF DAY
1 -		35.345	2:21.013	68.72	11.898	14:34:55.584
2 -	***1:34.126***	***34.989***	***2:09.115 (1)***	***75.05***		***14:37:04.699***
3 -	1:36.457	36.470	2:12.927	72.90	3.812	14:39:17.626
4 -	1:36.337	36.875	2:13.212	72.75	4.097	14:41:30.838
5 -	1:37.432	35.486	2:12.918	72.91	3.803	14:43:43.756
6 -	1:35.603	36.030	2:11.633 (2)	73.62	2.518	14:45:55.389
7 -	1:35.813	35.927	2:11.740 (3)	73.56	2.625	14:48:07.129

P25 37 F2 MORPHET / RYDER

LCR/Suzuki SIDECAR -

IDEAL LAP TIME : 1:56.348 BEST LAP TIME : 1:56.348 DIFFERENCE : 0.000

LAP	SECTOR 1	SECTOR 2	LAP TIME	MPH	DIFF	TIME OF DAY
1 -		32.112	2:09.167	75.02	12.819	14:34:43.738
2 -	1:26.496	31.639	1:58.135	82.03	1.787	14:36:41.873
3 -	1:26.085	31.471	1:57.556 (2)	82.43	1.208	14:38:39.429
4 -	1:25.830	31.730	1:57.560 (3)	82.43	1.212	14:40:36.989
5 -	***1:25.083***	***31.265***	***1:56.348 (1)***	***83.29***		***14:42:33.337***
6 -	1:28.166	IN PIT	2:17.092 P	70.69	20.744	14:44:50.429

Weather / Track : Sunny / Dry

Oulton Park International: 2.6920 miles
Date: 04/04/2025 Start: 14:32 Finish: 14:47

BMCRC-MRO Championships 2025 - Rnd 2 @ Oulton Park Int

BMCRC F1 & F2 Sidecars

RACE 4 - SECTOR ANALYSIS

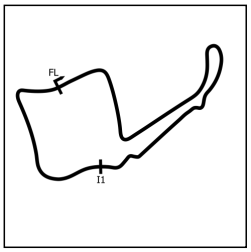

SECTOR 1 = FL to I1, SECTOR 2 = I1 to FL, DIFF = Difference To Personal Best Lap, P = Crossed Finish Line in Pit Lane, D = Time Disallowed

P26 84 F1 S. LAIDLOW / J. LAIDLOW LCR F600 - Marin motorsport

IDEAL LAP TIME : 1:47.371 BEST LAP TIME : 1:48.466 DIFFERENCE : 1.095

LAP	SECTOR 1	SECTOR 2	LAP TIME	MPH	DIFF	TIME OF DAY
1 -	OUTLAP	29.978	5:04.318	31.84	3:15.852	14:37:38.889
2 -	1:19.151	29.739	1:48.890	89.00	0.424	14:39:27.779
3 -	1:18.933	***29.533***	***1:48.466 (1)***	***89.34***		***14:41:16.245***
4 -	1:19.033	29.809	1:48.842 **(3)**	89.04	0.376	14:43:05.087
5 -	1:18.974	29.828	1:48.802 **(2)**	89.07	0.336	14:44:53.889
6 -	***1:17.838***	IN PIT	1:55.610 **P**	83.82	7.144	14:46:49.499

P27 100 F1 HOLLAND / STEVENS - Team JH Racing

IDEAL LAP TIME : 1:54.354 BEST LAP TIME : 1:54.680 DIFFERENCE : 0.326

LAP	SECTOR 1	SECTOR 2	LAP TIME	MPH	DIFF	TIME OF DAY
1 -		31.523	2:05.291	77.35	10.611	14:34:39.862
2 -	1:23.937	***31.265***	1:55.202 **(2)**	84.12	0.522	14:36:35.064
3 -	***1:23.089***	31.591	***1:54.680 (1)***	***84.50***		***14:38:29.744***
4 -	1:23.854	IN PIT	2:00.798 **P**	80.22	6.118	14:40:30.542

P28 5 F1 BIGGS / SMITH LCR Yamaha - Express Tyre Service/Santander Salt

IDEAL LAP TIME : 1:55.099 BEST LAP TIME : 1:55.099 DIFFERENCE : 0.000

LAP	SECTOR 1	SECTOR 2	LAP TIME	MPH	DIFF	TIME OF DAY
1 -		32.384	2:15.062	71.75	19.963	14:34:49.633
2 -	***1:24.810***	***30.289***	***1:55.099 (1)***	***84.19***		***14:36:44.732***

P29 11 F1 GILBERT / WINFIELD Ryde 1000 - Angel Inn. Blyth

IDEAL LAP TIME : BEST LAP TIME : DIFFERENCE :

LAP	SECTOR 1	SECTOR 2	LAP TIME	MPH	DIFF	TIME OF DAY
1 -		***32.821***	2:07.543	75.98		14:34:42.114

P30 72 F2 WALMSLEY / FOUNDS LCF HONDA - Trustland Construction

IDEAL LAP TIME : BEST LAP TIME : DIFFERENCE :

LAP	SECTOR 1	SECTOR 2	LAP TIME	MPH	DIFF	TIME OF DAY
1 -		***IN PIT***	2:30.204 **P**	64.52		14:35:04.775

P31 48 F2 BINGHAM / FAIRHURST Wintec/Ryde RYDE F2 - Wintec Racing/Ryde F2

IDEAL LAP TIME : BEST LAP TIME : DIFFERENCE :

LAP	SECTOR 1	SECTOR 2	LAP TIME	MPH	DIFF	TIME OF DAY
1 -		***IN PIT***	2:34.024 **P**	62.92		14:35:08.595

BMCRC-MRO Championships 2025 - Rnd 2 @ Oulton Park Int

BMCRC F1 & F2 Sidecars

RACE 4 - BEST SECTORS

	SECTOR 1		SECTOR 2	
POS	NO	TIME	NO	TIME
1	84	1:17.838	84	29.533
2	68	1:18.949	95	29.925
3	1	1:19.059	68	30.023
4	27	1:19.254	1	30.053
5	95	1:19.898	27	30.140
6	99	1:21.328	5	30.289
7	4	1:21.399	96	30.806
8	7	1:21.536	7	30.887
9	101	1:22.218	99	30.916
10	65	1:22.553	69	30.961
11	100	1:23.089	4	31.012
12	96	1:23.139	65	31.061
13	32	1:23.198	101	31.097
14	69	1:24.507	37	31.265
15	23	1:24.570	100	31.265
16	5	1:24.810	32	31.318
17	28	1:24.873	23	31.595
18	37	1:25.083	42	31.695
19	42	1:25.492	28	31.773
20	8	1:26.021	666	32.216
21	39	1:26.125	39	32.344
22	114	1:26.801	114	32.358
23	666	1:27.216	8	32.368
24	26	1:28.544	26	32.524
25	201	1:28.571	11	32.821
26	14	1:31.836	201	32.974
27	66	1:32.037	66	33.446
28	71	1:34.126	14	33.969
29			71	34.989
30				
31				

IDEAL / BEST COMPARISON

PERFECT LAP 1:47.371

POS	NO	NAME	IDEAL	BEST	DIFF
1	84	S. LAIDLOW / J. LAIDLOW	1:47.371	1:48.466	1.095
2	68	BELL / HYDE	1:48.972	1:49.084	0.112
3	1	R. CROWE / C. CROWE	1:49.112	1:49.195	0.083
4	27	KIRBY / SALMON	1:49.394	1:49.394	0.000
5	95	BLACKSTOCK / LAWRENCE	1:49.823	1:50.037	0.214
6	99	S. RAMSDEN/M. RAMSDEN	1:52.244	1:52.400	0.156
7	4	PEACH / HOPE	1:52.411	1:52.453	0.042
8	7	G. GIBSON / D. GIBSON	1:52.423	1:52.579	0.156
9	101	WAKLEY / HILDIGE	1:53.315	1:53.777	0.462
10	65	FAIERS / FOX	1:53.614	1:53.740	0.126
11	96	SAUNDERS / STOKOE	1:53.945	1:53.945	0.000
12	100	HOLLAND / STEVENS	1:54.354	1:54.680	0.326
13	32	W. SMITH / A. SMITH	1:54.516	1:54.693	0.177
14	5	BIGGS / SMITH	1:55.099	1:55.099	0.000
15	69	LAMBERT / HAYNES	1:55.468	1:55.468	0.000
16	23	THOMAS / SIGSWORTH	1:56.165	1:56.165	0.000
17	37	MORPHET / RYDER	1:56.348	1:56.348	0.000
18	28	COSTELLO / SMITH	1:56.646	1:56.755	0.109
19	42	CURRIE / PITT	1:57.187	1:57.246	0.059
20	8	ILARIA / LACE	1:58.389	1:58.731	0.342
21	39	MOORE / GASH	1:58.469	1:58.469	0.000
22	114	LOCKEY / ROSTROM	1:59.159	1:59.389	0.230
23	666	HANKS / KIRK	1:59.432	2:00.269	0.837
24	26	KING / MILLER	2:01.068	2:01.439	0.371
25	201	BUMFREY / HOPE	2:01.545	2:01.959	0.414
26	66	A. CROWE / PARKER	2:05.483	2:05.804	0.321
27	14	BURNS / FAIRHURST	2:05.805	2:06.517	0.712
28	71	BANISTER / PORTER	2:09.115	2:09.115	0.000
29	72	WALMSLEY / FOUNDS			
30	48	BINGHAM / FAIRHURST			
31	11	GILBERT / WINFIELD			

Weather / Track : Sunny / Dry

Oulton Park International: 2.6920 miles
Date: 04/04/2025 Start: 14:32 Finish: 14:47

Results can be found at www.tsl-timing.com

Printed - 14:50 Friday, 04 April 2025

BMCRC-MRO Championships 2025 - Rnd 2 @ Oulton Park Int

BMCRC F1 & F2 Sidecars

RACE 4 - STATISTICS

Competitors Started	31
Planned Start	2025-04-04 @ 14:40:00.000
Actual Start	2025-04-04 @ 14:32:34.570
Finish Time	2025-04-04 @ 14:47:17.506
Track Length	2.6920mi.
Total Laps	210
Total Distance Covered	565.3259mi.

Session Fastest Lap History

NO	CL	NAME	LAP TIME	TIME OF DAY	LAP	VEHICLE
1	F2	**R. CROWE / C. CROWE**	**1:50.251**	14:36:19.643	2	HCR TRIUMPH 675
68	F1	**BELL / HYDE**	**1:49.787**	14:36:19.878	2	LCR YAMAHA
84	F1	**S. LAIDLOW / J. LAIDLOW**	**1:48.890**	14:39:27.782	2	LCR F600
84	F1	**S. LAIDLOW / J. LAIDLOW**	**1:48.466**	14:41:16.248	3	LCR F600

Session Leader History

NO	CL	NAME	FROM LAP	LAPS LED	DISTANCE	VEHICLE
1	F2	**R. CROWE / C. CROWE**	1	4	10.76 miles	HCR TRIUMPH 675
68	F1	**BELL / HYDE**	5	4	10.76 miles	LCR YAMAHA

Flag History

TYPE	TIME OF DAY
GREEN	14:32:34.570
FINISH	14:47:17.506

Flag Statistics

TYPE	COUNT	TOTAL LAPS	TOTAL TIME
Green	1	8	16:46.081
Red	0	0	0.000
Safety Car	0	0	0.000
FCY	0	0	0.000

Weather / Track : Sunny / Dry

Oulton Park International: 2.6920 miles
Date: 04/04/2025 Start: 14:32 Finish: 14:47

BMCRC-MRO Championships 2025 - Rnd 2 @ Oulton Park Int

BMCRC F1 & F2 Sidecars

RACE 4 - STATISTICS

CLASS : F1

12 Starters

Fastest Lap History

NO	NAME	LAP TIME	TIME OF DAY	LAP	VEHICLE
68	**BELL / HYDE**	**1:49.787**	14:36:19.878	2	LCR YAMAHA
84	**S. LAIDLOW / J. LAIDLOW**	**1:48.890**	14:39:27.782	2	LCR F600
84	**S. LAIDLOW / J. LAIDLOW**	**1:48.466**	14:41:16.248	3	LCR F600

Leader History

NO	NAME	FROM LAP	LAPS LED	DISTANCE	VEHICLE
68	**BELL / HYDE**	1	8	21.53 miles	LCR YAMAHA

Weather / Track : Sunny / Dry

Oulton Park International: 2.6920 miles
Date: 04/04/2025 Start: 14:32 Finish: 14:47

BMCRC-MRO Championships 2025 - Rnd 2 @ Oulton Park Int

BMCRC F1 & F2 Sidecars

RACE 4 - STATISTICS

CLASS : F2

19 Starters

Fastest Lap History

NO	NAME	LAP TIME	TIME OF DAY	LAP	VEHICLE
1	**R. CROWE / C. CROWE**	**1:50.251**	14:36:19.643	2	HCR TRIUMPH 675
1	**R. CROWE / C. CROWE**	**1:50.006**	14:38:09.647	3	HCR TRIUMPH 675
1	**R. CROWE / C. CROWE**	**1:49.195**	14:39:58.842	4	HCR TRIUMPH 675

Leader History

NO	NAME	FROM LAP	LAPS LED	DISTANCE	VEHICLE
1	**R. CROWE / C. CROWE**	1	8	21.53 miles	HCR TRIUMPH 675

BMCRC-MRO Championships 2025 - Rnd 2 @ Oulton Park Int

BMCRC F1 & F2 Sidecars

RACE 4 - GRID (10 Laps)

BMCRC F1 & F2 SIDECARS

ROW 17					33	60	MOLYNEUX / COPPOCK
ROW 16	32	93	HOLDEN / ROBERTS	31	48	BINGHAM / FAIRHURST	
ROW 15	30	71	2:09.115 BANISTER / PORTER	29	14	2:06.517 BURNS / FAIRHURST	
ROW 14	28	66	2:05.804 A. CROWE / PARKER	27	72	WALMSLEY / FOUNDS	
ROW 13	26	201	2:01.959 BUMFREY / HOPE	25	26	2:01.439 KING / MILLER	
ROW 12	24	666	2:00.269 HANKS / KIRK	23	114	1:59.389 LOCKEY / ROSTROM	
ROW 11	22	11	GILBERT / WINFIELD	21	8	1:58.731 ILARIA / LACE	
ROW 10	20	39	1:58.469 MOORE / GASH	19	42	1:57.246 CURRIE / PITT	
ROW 9	18	28	1:56.755 COSTELLO / SMITH	17	37	1:56.348 MORPHET / RYDER	
ROW 8	16	23	1:56.165 THOMAS / SIGSWORTH	15	69	1:55.468 LAMBERT / HAYNES	
ROW 7	14	5	1:55.099 BIGGS / SMITH	13	32	1:54.693 W. SMITH / A. SMITH	
ROW 6	12	100	1:54.680 HOLLAND / STEVENS	11	96	1:53.945 SAUNDERS / STOKOE	
ROW 5	10	101	1:53.777 WAKLEY / HILDIGE	9	65	1:53.740 FAIERS / FOX	
ROW 4	8	7	1:52.579 G. GIBSON / D. GIBSON	7	4	1:52.453 PEACH / HOPE	
ROW 3	6	99	1:52.400 S. RAMSDEN/M. RAMSDEN	5	95	1:50.037 BLACKSTOCK / LAWRENCE	
ROW 2	4	27	1:49.394 KIRBY / SALMON	3	1	1:49.195 R. CROWE / C. CROWE	
ROW 1	2	68	1:49.084 BELL / HYDE	1	84	1:48.466 S. LAIDLOW / J. LAIDLOW	Pole

These results are provisional until the conclusion of any judicial and technical matters.

Oulton Park International: 2.6920 miles

Clerk Of Course:	Timekeeper: Craig Smith	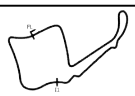

Results can be found at www.tsl-timing.com

Printed - 14:53 Friday, 04 April 2025

TSL SPORTS TIMING TIMING SOLUTIONS LTD

BMCRC-MRO Championships 2025 - Rnd 2 @ Oulton Park Int

BMCRC F1 & F2 Sidecars

RACE 4 - CLASSIFICATION

Race Distance: 10 Laps / 26.92 miles

POS	NO	CL	PIC	NAME	ENTRY	LAPS	TIME	GAP	DIFF	MPH	BEST	ON	GRD	↑↓
1	68	F1	1	BELL / HYDE	LCR YAMAHA - Marin Motorsport	10	18:20.686			88.04	1:48.264	10	2	1
2	27	F1	2	KIRBY / SALMON	ARS Yamaha F600 - KRT	10	18:20.949	0.263	0.263	88.02	1:48.207	10	4	2
3	95	F2	1	BLACKSTOCK / LAWRENCE	LCR YAMAHA 600 - DHR	10	18:22.422	1.736	1.473	87.90	1:48.691	10	5	2
4	99	F2	2	S. RAMSDEN / M. RAMSDEN	LCR Honda - Ramsden Racing	10	18:52.011	31.325	29.589	85.61	1:52.327	3	6	2
5	4	F1	3	PEACH / HOPE	LCR - Lifesafety Motorsport	10	18:53.442	32.756	1.431	85.50	1:51.311	4	7	2
6	32	F1	4	W. SMITH / A. SMITH	- TTSR Ltd	10	18:59.465	38.779	6.023	85.05	1:52.422	8	13	7
7	7	F2	3	G. GIBSON / D. GIBSON	CES SUZUKI - RVISA / ROWTEC	10	18:59.849	39.163	0.384	85.02	1:52.629	3	8	1
8	65	F1	5	FAIERS / FOX	Dean Ryde YAMAHA R6 - AWracing ltd	10	19:11.513	50.827	11.664	84.16	1:53.769	6	9	1
9	72	F2	4	WALMSLEY / FOUNDS	LCF HONDA - Trustland Construction	10	19:12.352	51.666	0.839	84.10	1:50.719	7	27	18
10	96	F2	5	SAUNDERS / STOKOE	Baker HONDA - Homechoice Flooring Solutions	10	19:12.861	52.175	0.509	84.06	1:53.585	2	11	1
11	69	F2	6	LAMBERT / JEVANS	Honda LCR - graham anne ward	10	19:33.418	1:12.732	20.557	82.59	1:54.404	5	15	4
12	28	F2	7	COSTELLO / SMITH	LCR Kawasaki - GALGORM RESORT	10	19:39.236	1:18.550	5.818	82.18	1:56.758	5	18	6
13	42	F2	8	CURRIE / PITT	Honda CBR600 -	10	19:50.127	1:29.441	10.891	81.43	1:55.623	9	19	6
14	37	F2	9	MORPHET / RYDER	LCR/Suzuki SIDECAR -	10	19:50.166	1:29.480	0.039	81.42	1:56.696	8	17	3
15	23	F2	10	THOMAS / SIGSWORTH	Ireson HONDA - Team Walters And Thomas Sidecar racing	10	19:55.895	1:35.209	5.729	81.03	1:56.887	2	16	1
16	39*	F2	11	MOORE / GASH	Baker YAMAHA - Arcadia Motel Christchurch NZ racing	10	20:01.251	1:40.565	5.356	80.67	1:56.614	8	20	4
17	114	F2	12	LOCKEY / ROSTROM	LCR HONDA - Real Racing	9	18:40.198	1 Lap	1 Lap	77.86	1:59.709	9	23	6
18	26	F2	13	KING / MILLER	Lumley Ireson - Townsend Motors	9	18:46.209	1 Lap	6.011	77.44	2:02.384	2	25	7
19	201	F2	14	BUMFREY / HOPE	LCR SUZUKI -	9	19:12.165	1 Lap	25.956	75.70	2:04.014	9	26	7
20	14	F1	6	BURNS / FAIRHURST	Yamaha F1 PRE INJECTION - MRB Fencing Doncaster	9	19:12.750	1 Lap	0.585	75.66	2:04.705	7	29	9
21	66	F2	15	A. CROWE / PARKER	SUZUKI GSXR - Sunchemical	9	19:22.319	1 Lap	9.569	75.04	2:06.409	7	28	7
22	71	F2	16	BANISTER / PORTER	MRE Suzuki GSXR 600 K7 - Fine Cut Developments	9	19:53.362	1 Lap	31.043	73.08	2:08.344	2	30	8

NOT CLASSIFIED

DNF	101	F1		WAKLEY / HILDIGE	Ryde - Assured Office Solutions Ltd	6	20:37.942	4 Laps	3 Laps	46.97	1:53.663	3	10	
DNF	1	F2		R. CROWE / C. CROWE	HCR TRIUMPH 675 - Northern Fuels	5	9:24.158	5 Laps	1 Lap	85.89	1:48.881	3	3	
DNF	93	F2		HOLDEN / ROBERTS	DMR YAMAHA R6 - Holden racing	5	9:48.160	5 Laps	24.002	82.38	1:52.877	4	32	
DNF	11	F1		GILBERT / WINFIELD	Ryde 1000 - Angel Inn. Blyth	5	9:56.675	5 Laps	8.515	81.21	1:55.612	2	22	
DNF	666	F2		HANKS / KIRK	GLR HONDA CBR 600 - JHM racing / Greg Lambert Racing	5	10:15.048	5 Laps	18.373	78.78	1:59.985	3	24	
DNF	8	F2		ILARIA / LACE	Christie Engineering 600 - Powerhouse	4	8:04.903	6 Laps	1 Lap	79.94	1:55.243	3	21	
DNF	100	F1		HOLLAND / STEVENS	- Team JH Racing	4	8:43.205	6 Laps	38.302	74.09	1:57.183	3	12	
DNF	5	F1		BIGGS / SMITH	LCR Yamaha - Express Tyre Service/Santander Salt	3	5:56.323	7 Laps	1 Lap	81.59	1:50.323	2	14	

FASTEST LAP

27	F1	KIRBY / SALMON	ARS Yamaha F600 - KRT	10	1:48.207	89.56 mph	144.13 kph
95	F2	BLACKSTOCK / LAWRENCE	LCR YAMAHA 600 - DHR	10	1:48.691	89.16 mph	143.49 kph

#39 - 10 Second Jump Start Penalty
Class F1 - 92.5% of Race Speed = 81.43 mph
Class F2 - 92.5% of Race Speed = 81.30 mph

Weather / Track : Cloudy / Dry
These results are provisional until the conclusion of any judicial and technical matters.

Date: 05/04/2025 Start: 11:29 Finish: 11:47
Oulton Park International: 2.6920 miles

Clerk Of Course:	Timekeeper: Craig Smith	

Results can be found at www.tsl-timing.com

Printed - 11:50 Saturday, 05 April 2025

BMCRC-MRO Championships 2025 - Rnd 2 @ Oulton Park Int

BMCRC F1 & F2 Sidecars

RACE 4 - LAP CHART

LAP 1 @ 11:31:18.253

NO	BEHIND	LAP TIME
68		1:54.821
1	0.591	1:55.412
27	0.928	1:55.749
95	1.413	1:56.234
99	3.234	1:58.055
32	4.749	1:59.570
4	5.349	2:00.170
5	6.115	2:00.936
7	7.054	2:01.875
65	7.627	2:02.448
96	7.714	2:02.535
101	8.216	2:03.037
69	9.078	2:03.899
23	10.058	2:04.879
28	10.563	2:05.384
37	11.452	2:06.273
93	11.486	2:06.307
100	11.789	2:06.610
72	12.514	2:07.335
39	13.433	2:08.254
11	13.972	2:08.793
8	14.168	2:08.989
42	15.785	2:10.606
26	16.894	2:11.715
666	17.359	2:12.180
14	22.656	2:17.477
71	23.523	2:18.344
66	25.031	2:19.852
201	26.290	2:21.111
114	26.460	2:21.281

LAP 2 @ 11:33:07.701

NO	BEHIND	LAP TIME
68		1:49.448
1	0.513	1:49.370
27	1.025	1:49.545
95	1.680	1:49.715
99	6.153	1:52.367
5	6.990	1:50.323
32	9.061	1:53.760
4	9.734	1:53.833
7	11.525	1:53.919
96	11.851	1:53.585
65	12.564	1:54.385
101	12.973	1:54.205
69	14.499	1:54.869
93	15.190	1:53.152
23	17.497	1:56.887
28	18.806	1:57.691
37	19.439	1:57.435
100	19.775	1:57.434
11	20.136	1:55.612
8	22.671	1:57.951
39	23.747	1:59.762
42	24.915	1:58.578
72	25.801	2:02.735
666	28.306	2:00.395
26	29.830	2:02.384
71	42.419	2:08.344
14	42.497	2:09.289
66	43.575	2:07.992
114	43.578	2:06.566
201	45.798	2:08.956

LAP 3 @ 11:34:57.095

NO	BEHIND	LAP TIME
1		1:48.881
68	0.301	1:49.695
27	0.670	1:49.039
95	1.887	1:49.601
99	9.086	1:52.327
4	13.062	1:52.722
32	13.609	1:53.942
7	14.760	1:52.629
96	16.374	1:53.917
101	17.242	1:53.663
65	17.902	1:54.732
93	19.744	1:53.948
69	20.073	1:54.968
5	22.660	2:05.064 P
23	26.235	1:58.132
28	26.309	1:56.897
37	26.915	1:56.870
100	27.564	1:57.183
11	27.808	1:57.066
8	28.520	1:55.243
72	30.171	1:53.764
39	31.976	1:57.623
42	33.804	1:58.283
666	38.897	1:59.985
26	43.758	2:03.322
114	58.753	2:04.569
14	1:02.621	2:09.518
66	1:03.317	2:09.136
71	1:04.481	2:11.456
201	1:04.991	2:08.587

LAP 4 @ 11:36:46.148

NO	BEHIND	LAP TIME
1		1:49.053
27	0.490	1:48.873
68	0.888	1:49.640
95	2.133	1:49.299
99	12.845	1:52.812
4	15.320	1:51.311
32	17.218	1:52.662
7	18.420	1:52.713
96	21.002	1:53.681
101	22.337	1:54.148
65	22.766	1:53.917
93	23.568	1:52.877
69	25.902	1:54.882
28	34.334	1:57.078
23	36.296	1:59.114
37	36.495	1:58.633
11	37.383	1:58.628
72	37.507	1:56.389
39	40.973	1:58.050
8	42.187	2:02.720 P
42	42.457	1:57.706
666	50.374	2:00.530
26	59.021	2:04.316
114	1:12.406	2:02.706
100	1:20.489	2:41.978 P
14	1:21.774	2:08.206
66	1:24.791	2:10.527
71	1:24.948	2:09.520
201	1:25.444	2:09.506

LAP 5 @ 11:38:37.467

NO	BEHIND	LAP TIME
27		1:50.829
68	0.305	1:50.736
95	0.631	1:49.817
1	10.123	2:01.442 P
99	14.115	1:52.589
4	16.677	1:52.676
32	18.915	1:53.016
7	20.330	1:53.229
96	23.688	1:54.005
65	25.518	1:54.071
101	25.612	1:54.594
69	28.987	1:54.404
93	34.125	2:01.876 P
28	39.773	1:56.758
72	40.240	1:54.052
11	42.640	1:56.576
23	44.973	1:59.996
37	45.586	2:00.410
39	47.593	1:57.939
42	48.867	1:57.729
666	1:01.013	2:01.958
26	1:12.610	2:04.908
114	1:22.965	2:01.878
14	1:37.014	2:06.559
66	1:39.974	2:06.502
201	1:40.603	2:06.478
71	1:43.303	2:09.674

LAP 6 @ 11:40:26.628

NO	BEHIND	LAP TIME
27		1:49.161
68	0.309	1:49.165
95	0.832	1:49.362
99	17.392	1:52.438
4	20.510	1:52.994
32	22.570	1:52.816
7	24.023	1:52.854
96	29.206	1:54.679
65	30.126	1:53.769
69	35.647	1:55.821
72	43.553	1:52.474
28	47.398	1:56.786
23	54.367	1:58.555
37	54.617	1:58.192
39	56.063	1:57.631
42	57.462	1:57.756
26	1:29.102	2:05.653
114	1:35.215	2:01.411

LAP 7 @ 11:42:18.108

NO	BEHIND	LAP TIME
68		1:51.171
27	0.069	1:51.549
95	0.531	1:51.179
14	1 Lap	2:05.308
201	1 Lap	2:04.158
66	1 Lap	2:06.582
71	1 Lap	2:12.875
99	18.294	1:52.382
4	21.436	1:52.406
32	23.530	1:52.440
7	25.363	1:52.820
96	32.392	1:54.666
65	33.154	1:54.508
69	39.825	1:55.658
72	42.792	1:50.719
28	52.888	1:56.970
37	1:01.138	1:58.001
23	1:01.606	1:58.719
39	1:02.077	1:57.494
42	1:02.398	1:56.416
26	1:42.882	2:05.260
114	1:44.549	2:00.814

LAP 8 @ 11:44:06.717

NO	BEHIND	LAP TIME
68		1:48.609
27	0.214	1:48.754
95	1.051	1:49.129
14	1 Lap	2:04.705
201	1 Lap	2:04.188
99	22.965	1:53.280
66	1 Lap	2:06.409
4	25.019	1:52.192
32	27.343	1:52.422
7	29.725	1:52.971
96	38.743	1:54.960
65	39.190	1:54.645
71	1 Lap	2:14.494
72	46.370	1:52.187
69	56.482	2:05.266
28	1:01.414	1:57.135
37	1:09.225	1:56.696
39	1:10.082	1:56.614
42	1:12.242	1:58.453
23	1:12.652	1:59.655

LAP 9 @ 11:45:55.854

NO	BEHIND	LAP TIME
68		1:49.137
27	0.320	1:49.243
95	1.309	1:49.395
114	1 Lap	2:01.264
26	1 Lap	2:05.418
99	27.027	1:53.199
4	28.786	1:52.904
32	33.460	1:55.254
14	1 Lap	2:05.655
7	34.590	1:54.002
201	1 Lap	2:05.167
66	1 Lap	2:06.567
65	44.675	1:54.622
96	45.059	1:55.453
72	48.078	1:50.845
69	1:04.107	1:56.762
71	1 Lap	2:15.436
28	1:09.344	1:57.067
37	1:18.126	1:58.038
42	1:18.728	1:55.623
39	1:19.104	1:58.159
23	1:23.386	1:59.871

LAP 10 @ 11:47:44.118

NO	BEHIND	LAP TIME
68		1:48.264
27	0.263	1:48.207
95	1.736	1:48.691
114	1 Lap	1:59.709
26	1 Lap	2:03.233
99	31.325	1:52.562
4	32.756	1:52.234
32	38.779	1:53.583
7	39.163	1:52.837
65	50.827	1:54.416
201	1 Lap	2:04.014
72	51.666	1:51.852
14	1 Lap	2:06.033
96	52.175	1:55.380
66	1 Lap	2:08.752
69	1:12.732	1:56.889
28	1:18.550	1:57.470
42	1:29.441	1:58.977
37	1:29.480	1:59.618
39	1:30.565	1:59.725
71	1 Lap	2:13.219
23	1:35.209	2:00.087
101	4 Laps	10:58.295 P

Weather / Track : Cloudy / Dry

Oulton Park International: 2.6920 miles
Date: 05/04/2025 Start: 11:29 Finish: 11:47

Results can be found at www.tsl-timing.com

Printed - 11:50 Saturday, 05 April 2025

BMCRC-MRO Championships 2025 - Rnd 2 @ Oulton Park Int

BMCRC F1 & F2 Sidecars

RACE 4 - POSITION CHART

No	Name	Lap / Pos	1	2	3	4	5	6	7	8	9	10
68	BELL / HYDE	1	68	68	1	1	27	27	68	68	68	68
1	R. CROWE / C. CROWE	2	1	1	68	27	68	68	27	27	27	27
27	KIRBY / SALMON	3	27	27	27	68	95	95	95	95	95	95
95	BLACKSTOCK / LAWRE	4	95	95	95	95	*1*	99	99	99	99	99
99	S. RAMSDEN / M. RAM	5	99	99	99	99	99	4	4	4	4	4
4	PEACH / HOPE	6	32	5	4	4	4	32	32	32	32	32
7	G. GIBSON / D. GIBSO	7	4	32	32	32	32	7	7	7	7	7
65	FAIERS / FOX	8	5	4	7	7	7	96	96	96	65	65
101	WAKLEY / HILDIGE	9	7	7	96	96	96	65	65	65	96	72
96	SAUNDERS / STOKOE	10	65	96	101	101	65	69	69	72	72	96
100	HOLLAND / STEVENS	11	96	65	65	65	101	72	72	69	69	69
32	W. SMITH / A. SMITH	12	101	101	93	93	69	28	28	28	28	28
5	BIGGS / SMITH	13	69	69	69	69	*93*	23	37	37	37	42
69	LAMBERT / JEVANS	14	23	93	*5*	28	28	37	23	39	42	37
23	THOMAS / SIGSWORT	15	28	23	23	23	72	39	39	42	39	39
37	MORPHET / RYDER	16	37	28	28	37	11	42	42	23	23	23
28	COSTELLO / SMITH	17	93	37	37	11	23	26	26	114	114	
42	CURRIE / PITT	18	100	100	100	72	37	114	114	26	26	
39	MOORE / GASH	19	72	11	11	39	39	14	14	14	201	
8	ILARIA / LACE	20	39	8	8	*8*	42	201	201	201	14	
11	GILBERT / WINFIELD	21	11	39	72	42	666	66	66	66	66	
114	LOCKEY / ROSTROM	22	8	42	39	666	26	71	71	71	71	
666	HANKS / KIRK	23	42	72	42	26	114	*101*				
26	KING / MILLER	24	26	666	666	114	14					
201	BUMFREY / HOPE	25	666	26	26	*100*	66					
72	WALMSLEY / FOUNDS	26	14	71	114	14	201					
66	A. CROWE / PARKER	27	71	14	14	66	71					
14	BURNS / FAIRHURST	28	66	66	66	71						
71	BANISTER / PORTER	29	201	114	71	201						
93	HOLDEN / ROBERTS	30	114	201	201							

Weather / Track : Cloudy / Dry

Oulton Park International: 2.6920 miles
Date: 05/04/2025 Start: 11:29 Finish: 11:47

Results can be found at www.tsl-timing.com

Printed - 11:50 Saturday, 05 April 2025

BMCRC-MRO Championships 2025 - Rnd 2 @ Oulton Park Int

BMCRC F1 & F2 Sidecars

RACE 4 - SECTOR ANALYSIS

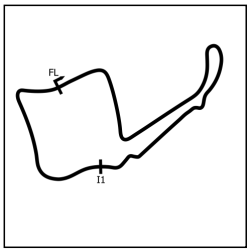

SECTOR 1 = FL to I1, SECTOR 2 = I1 to FL, DIFF = Difference To Personal Best Lap, P = Crossed Finish Line in Pit Lane, D = Time Disallowed

P1 68 F1 BELL / HYDE — LCR YAMAHA - Marin Motorsport

IDEAL LAP TIME : 1:48.034 BEST LAP TIME : 1:48.264 DIFFERENCE : 0.230

LAP	SECTOR 1	SECTOR 2	LAP TIME	MPH	DIFF	TIME OF DAY
1 -		30.048	1:54.821	84.40	6.557	11:31:18.253
2 -	1:19.402	30.046	1:49.448	88.54	1.184	11:33:07.701
3 -	1:19.783	29.912	1:49.695	88.34	1.431	11:34:57.396
4 -	1:19.995	***29.645***	1:49.640	88.39	1.376	11:36:47.036
5 -	1:20.755	29.981	1:50.736	87.51	2.472	11:38:37.772
6 -	1:19.386	29.779	1:49.165	88.77	0.901	11:40:26.937
7 -	1:20.726	30.445	1:51.171	87.17	2.907	11:42:18.108
8 -	1:18.797	29.812	1:48.609 **(2)**	89.23	0.345	11:44:06.717
9 -	1:19.454	29.683	1:49.137 **(3)**	88.79	0.873	11:45:55.854
10 -	***1:18.389***	29.875	***1:48.264*** **(1)**	***89.51***		***11:47:44.118***

P2 27 F1 KIRBY / SALMON — ARS Yamaha F600 - KRT

IDEAL LAP TIME : 1:48.207 BEST LAP TIME : 1:48.207 DIFFERENCE : 0.000

LAP	SECTOR 1	SECTOR 2	LAP TIME	MPH	DIFF	TIME OF DAY
1 -		30.175	1:55.749	83.72	7.542	11:31:19.181
2 -	1:19.617	29.928	1:49.545	88.46	1.338	11:33:08.726
3 -	1:19.305	29.734	1:49.039	88.87	0.832	11:34:57.765
4 -	1:19.186	29.687	1:48.873 **(3)**	89.01	0.666	11:36:46.638
5 -	1:20.759	30.070	1:50.829	87.44	2.622	11:38:37.467
6 -	1:19.413	29.748	1:49.161	88.77	0.954	11:40:26.628
7 -	1:19.868	31.681	1:51.549	86.87	3.342	11:42:18.177
8 -	1:19.204	29.550	1:48.754 **(2)**	89.11	0.547	11:44:06.931
9 -	1:19.758	29.485	1:49.243	88.71	1.036	11:45:56.174
10 -	***1:18.867***	***29.340***	***1:48.207*** **(1)**	***89.56***		***11:47:44.381***

P3 95 F2 BLACKSTOCK / LAWRENCE — LCR YAMAHA 600 - DHR

IDEAL LAP TIME : 1:48.663 BEST LAP TIME : 1:48.691 DIFFERENCE : 0.028

LAP	SECTOR 1	SECTOR 2	LAP TIME	MPH	DIFF	TIME OF DAY
1 -		29.890	1:56.234	83.37	7.543	11:31:19.666
2 -	1:19.827	29.888	1:49.715	88.33	1.024	11:33:09.381
3 -	1:19.850	29.751	1:49.601	88.42	0.910	11:34:58.982
4 -	1:19.570	29.729	1:49.299 **(3)**	88.66	0.608	11:36:48.281
5 -	1:19.735	30.082	1:49.817	88.24	1.126	11:38:38.098
6 -	1:19.677	29.685	1:49.362	88.61	0.671	11:40:27.460
7 -	1:20.974	30.205	1:51.179	87.16	2.488	11:42:18.639
8 -	1:19.513	***29.616***	1:49.129 **(2)**	88.80	0.438	11:44:07.768
9 -	1:19.700	29.695	1:49.395	88.58	0.704	11:45:57.163
10 -	***1:19.047***	29.644	***1:48.691*** **(1)**	***89.16***		***11:47:45.854***

P4 99 F2 S. RAMSDEN / M. RAMSDEN — LCR Honda - Ramsden Racing

IDEAL LAP TIME : 1:51.534 BEST LAP TIME : 1:52.327 DIFFERENCE : 0.793

LAP	SECTOR 1	SECTOR 2	LAP TIME	MPH	DIFF	TIME OF DAY
1 -		***30.589***	1:58.055	82.09	5.728	11:31:21.487
2 -	1:21.243	31.124	1:52.367 **(2)**	86.24	0.040	11:33:13.854
3 -	1:21.052	31.275	***1:52.327*** **(1)**	***86.27***		***11:35:06.181***
4 -	1:21.648	31.164	1:52.812	85.90	0.485	11:36:58.993
5 -	1:21.626	30.963	1:52.589	86.07	0.262	11:38:51.582
6 -	1:21.456	30.982	1:52.438	86.19	0.111	11:40:44.020
7 -	1:21.352	31.030	1:52.382 **(3)**	86.23	0.055	11:42:36.402
8 -	1:21.780	31.500	1:53.280	85.55	0.953	11:44:29.682
9 -	1:22.364	30.835	1:53.199	85.61	0.872	11:46:22.881
10 -	***1:20.945***	31.617	1:52.562	86.09	0.235	11:48:15.443

Weather / Track : Cloudy / Dry

Oulton Park International: 2.6920 miles
Date: 05/04/2025 Start: 11:29 Finish: 11:47

BMCRC-MRO Championships 2025 - Rnd 2 @ Oulton Park Int

BMCRC F1 & F2 Sidecars

RACE 4 - SECTOR ANALYSIS

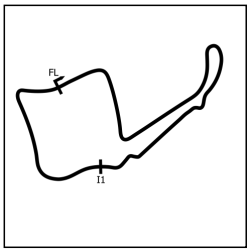

SECTOR 1 = FL to I1, SECTOR 2 = I1 to FL, DIFF = Difference To Personal Best Lap, P = Crossed Finish Line in Pit Lane, D = Time Disallowed

P5 4 F1 PEACH / HOPE

LCR - Lifesafety Motorsport

IDEAL LAP TIME : 1:50.893 BEST LAP TIME : 1:51.311 DIFFERENCE : 0.418

LAP	SECTOR 1	SECTOR 2	LAP TIME	MPH	DIFF	TIME OF DAY
1 -		30.675	2:00.170	80.64	8.859	11:31:23.602
2 -	1:23.059	30.774	1:53.833	85.13	2.522	11:33:17.435
3 -	1:21.839	30.883	1:52.722	85.97	1.411	11:35:10.157
4 -	***1:20.632***	30.679	***1:51.311*** **(1)**	***87.06***		***11:37:01.468***
5 -	1:21.629	31.047	1:52.676	86.01	1.365	11:38:54.144
6 -	1:22.366	30.628	1:52.994	85.76	1.683	11:40:47.138
7 -	1:21.879	30.527	1:52.406	86.21	1.095	11:42:39.544
8 -	1:21.782	30.410	1:52.192 **(2)**	86.38	0.881	11:44:31.736
9 -	1:22.643	***30.261***	1:52.904	85.83	1.593	11:46:24.640
10 -	1:21.352	30.882	1:52.234 **(3)**	86.34	0.923	11:48:16.874

P6 32 F1 W. SMITH / A. SMITH

- TTSR Ltd

IDEAL LAP TIME : 1:52.111 BEST LAP TIME : 1:52.422 DIFFERENCE : 0.311

LAP	SECTOR 1	SECTOR 2	LAP TIME	MPH	DIFF	TIME OF DAY
1 -		30.746	1:59.570	81.05	7.148	11:31:23.002
2 -	1:22.738	31.022	1:53.760	85.19	1.338	11:33:16.762
3 -	1:22.670	31.272	1:53.942	85.05	1.520	11:35:10.704
4 -	1:21.801	30.861	1:52.662 **(3)**	86.02	0.240	11:37:03.366
5 -	1:22.210	30.806	1:53.016	85.75	0.594	11:38:56.382
6 -	1:21.993	30.823	1:52.816	85.90	0.394	11:40:49.198
7 -	1:22.070	***30.370***	1:52.440 **(2)**	86.19	0.018	11:42:41.638
8 -	***1:21.741***	30.681	***1:52.422*** **(1)**	***86.20***		***11:44:34.060***
9 -	1:23.123	32.131	1:55.254	84.08	2.832	11:46:29.314
10 -	1:22.477	31.106	1:53.583	85.32	1.161	11:48:22.897

P7 7 F2 G. GIBSON / D. GIBSON

CES SUZUKI - RVISA / ROWTEC

IDEAL LAP TIME : 1:52.316 BEST LAP TIME : 1:52.629 DIFFERENCE : 0.313

LAP	SECTOR 1	SECTOR 2	LAP TIME	MPH	DIFF	TIME OF DAY
1 -		31.861	2:01.875	79.51	9.246	11:31:25.307
2 -	1:22.462	31.457	1:53.919	85.07	1.290	11:33:19.226
3 -	1:21.528	31.101	***1:52.629*** **(1)**	***86.04***		***11:35:11.855***
4 -	***1:21.464***	31.249	1:52.713 **(2)**	85.98	0.084	11:37:04.568
5 -	1:22.068	31.161	1:53.229	85.59	0.600	11:38:57.797
6 -	1:21.630	31.224	1:52.854	85.87	0.225	11:40:50.651
7 -	1:21.865	30.955	1:52.820 **(3)**	85.90	0.191	11:42:43.471
8 -	1:22.065	30.906	1:52.971	85.78	0.342	11:44:36.442
9 -	1:22.338	31.664	1:54.002	85.00	1.373	11:46:30.444
10 -	1:21.985	***30.852***	1:52.837	85.88	0.208	11:48:23.281

P8 65 F1 FAIERS / FOX

Dean Ryde YAMAHA R6 - AWracing ltd

IDEAL LAP TIME : 1:53.520 BEST LAP TIME : 1:53.769 DIFFERENCE : 0.249

LAP	SECTOR 1	SECTOR 2	LAP TIME	MPH	DIFF	TIME OF DAY
1 -		31.507	2:02.448	79.14	8.679	11:31:25.880
2 -	1:23.266	31.119	1:54.385	84.72	0.616	11:33:20.265
3 -	1:23.675	31.057	1:54.732	84.46	0.963	11:35:14.997
4 -	1:22.925	30.992	1:53.917 **(2)**	85.07	0.148	11:37:08.914
5 -	1:23.163	***30.908***	1:54.071 **(3)**	84.95	0.302	11:39:02.985
6 -	***1:22.612***	31.157	***1:53.769*** **(1)**	***85.18***		***11:40:56.754***
7 -	1:23.418	31.090	1:54.508	84.63	0.739	11:42:51.262
8 -	1:23.160	31.485	1:54.645	84.53	0.876	11:44:45.907
9 -	1:23.712	30.910	1:54.622	84.55	0.853	11:46:40.529
10 -	1:22.666	31.750	1:54.416	84.70	0.647	11:48:34.945

Weather / Track : Cloudy / Dry

Oulton Park International: 2.6920 miles
Date: 05/04/2025 Start: 11:29 Finish: 11:47

BMCRC-MRO Championships 2025 - Rnd 2 @ Oulton Park Int

BMCRC F1 & F2 Sidecars

RACE 4 - SECTOR ANALYSIS

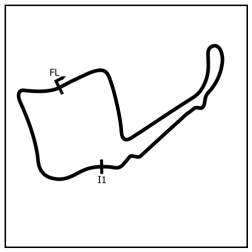

SECTOR 1 = FL to I1, SECTOR 2 = I1 to FL, DIFF = Difference To Personal Best Lap, P = Crossed Finish Line in Pit Lane, D = Time Disallowed

P9 72 F2 WALMSLEY / FOUNDS

LCF HONDA - Trustland Construction

IDEAL LAP TIME : 1:49.973 BEST LAP TIME : 1:50.719 DIFFERENCE : 0.746

LAP	SECTOR 1	SECTOR 2	LAP TIME	MPH	DIFF	TIME OF DAY
1 -		31.154	2:07.335	76.10	16.616	11:31:30.767
2 -	1:26.511	36.224	2:02.735	78.96	12.016	11:33:33.502
3 -	1:23.211	30.553	1:53.764	85.18	3.045	11:35:27.266
4 -	1:24.642	31.747	1:56.389	83.26	5.670	11:37:23.655
5 -	1:22.853	31.199	1:54.052	84.97	3.333	11:39:17.707
6 -	1:21.875	30.599	1:52.474	86.16	1.755	11:41:10.181
7 -	1:20.455	30.264	***1:50.719*** **(1)**	***87.53***		***11:43:00.900***
8 -	1:22.199	***29.988***	1:52.187	86.38	1.468	11:44:53.087
9 -	1:20.852	29.993	1:50.845 **(2)**	87.43	0.126	11:46:43.932
10 -	***1:19.985***	31.867	1:51.852 **(3)**	86.64	1.133	11:48:35.784

P10 96 F2 SAUNDERS / STOKOE

Baker HONDA - Homechoice Flooring Solutions

IDEAL LAP TIME : 1:53.361 BEST LAP TIME : 1:53.585 DIFFERENCE : 0.224

LAP	SECTOR 1	SECTOR 2	LAP TIME	MPH	DIFF	TIME OF DAY
1 -		31.288	2:02.535	79.08	8.950	11:31:25.967
2 -	***1:22.835***	30.750	***1:53.585*** **(1)**	***85.32***		***11:33:19.552***
3 -	1:23.304	30.613	1:53.917 **(3)**	85.07	0.332	11:35:13.469
4 -	1:23.155	***30.526***	1:53.681 **(2)**	85.24	0.096	11:37:07.150
5 -	1:22.920	31.085	1:54.005	85.00	0.420	11:39:01.155
6 -	1:24.061	30.618	1:54.679	84.50	1.094	11:40:55.834
7 -	1:23.881	30.785	1:54.666	84.51	1.081	11:42:50.500
8 -	1:23.439	31.521	1:54.960	84.30	1.375	11:44:45.460
9 -	1:24.336	31.117	1:55.453	83.94	1.868	11:46:40.913
10 -	1:24.619	30.761	1:55.380	83.99	1.795	11:48:36.293

P11 69 F2 LAMBERT / JEVANS

Honda LCR - graham anne ward

IDEAL LAP TIME : 1:54.368 BEST LAP TIME : 1:54.404 DIFFERENCE : 0.036

LAP	SECTOR 1	SECTOR 2	LAP TIME	MPH	DIFF	TIME OF DAY
1 -		31.324	2:03.899	78.21	9.495	11:31:27.331
2 -	1:23.820	***31.049***	1:54.869 **(2)**	84.36	0.465	11:33:22.200
3 -	1:23.411	31.557	1:54.968	84.29	0.564	11:35:17.168
4 -	1:23.372	31.510	1:54.882 **(3)**	84.35	0.478	11:37:12.050
5 -	***1:23.319***	31.085	***1:54.404*** **(1)**	***84.71***		***11:39:06.454***
6 -	1:24.511	31.310	1:55.821	83.67	1.417	11:41:02.275
7 -	1:24.143	31.515	1:55.658	83.79	1.254	11:42:57.933
8 -	1:33.773	31.493	2:05.266	77.36	10.862	11:45:03.199
9 -	1:24.311	32.451	1:56.762	83.00	2.358	11:46:59.961
10 -	1:24.932	31.957	1:56.889	82.91	2.485	11:48:56.850

P12 28 F2 COSTELLO / SMITH

LCR Kawasaki - GALGORM RESORT

IDEAL LAP TIME : 1:56.517 BEST LAP TIME : 1:56.758 DIFFERENCE : 0.241

LAP	SECTOR 1	SECTOR 2	LAP TIME	MPH	DIFF	TIME OF DAY
1 -		31.517	2:05.384	77.29	8.626	11:31:28.816
2 -	1:26.182	31.509	1:57.691	82.34	0.933	11:33:26.507
3 -	***1:25.270***	31.627	1:56.897 **(3)**	82.90	0.139	11:35:23.404
4 -	1:25.476	31.602	1:57.078	82.77	0.320	11:37:20.482
5 -	1:25.334	31.424	***1:56.758*** **(1)**	***83.00***		***11:39:17.240***
6 -	1:25.539	***31.247***	1:56.786 **(2)**	82.98	0.028	11:41:14.026
7 -	1:25.447	31.523	1:56.970	82.85	0.212	11:43:10.996
8 -	1:25.791	31.344	1:57.135	82.73	0.377	11:45:08.131
9 -	1:25.600	31.467	1:57.067	82.78	0.309	11:47:05.198
10 -	1:25.630	31.840	1:57.470	82.50	0.712	11:49:02.668

Weather / Track : Cloudy / Dry

Oulton Park International: 2.6920 miles
Date: 05/04/2025 Start: 11:29 Finish: 11:47

BMCRC-MRO Championships 2025 - Rnd 2 @ Oulton Park Int

BMCRC F1 & F2 Sidecars

RACE 4 - SECTOR ANALYSIS

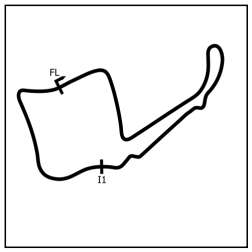

SECTOR 1 = FL to I1, SECTOR 2 = I1 to FL, DIFF = Difference To Personal Best Lap, P = Crossed Finish Line in Pit Lane, D = Time Disallowed

P13 42 F2 CURRIE / PITT

Honda CBR600 -

IDEAL LAP TIME : 1:55.623 BEST LAP TIME : 1:55.623 DIFFERENCE : 0.000

LAP	SECTOR 1	SECTOR 2	LAP TIME	MPH	DIFF	TIME OF DAY
1 -		32.262	2:10.606	74.20	14.983	11:31:34.038
2 -	1:26.573	32.005	1:58.578	81.72	2.955	11:33:32.616
3 -	1:26.256	32.027	1:58.283	81.93	2.660	11:35:30.899
4 -	1:25.935	31.771	1:57.706 **(3)**	82.33	2.083	11:37:28.605
5 -	1:25.826	31.903	1:57.729	82.31	2.106	11:39:26.334
6 -	1:25.523	32.233	1:57.756	82.29	2.133	11:41:24.090
7 -	1:24.597	31.819	1:56.416 **(2)**	83.24	0.793	11:43:20.506
8 -	1:26.537	31.916	1:58.453	81.81	2.830	11:45:18.959
9 -	***1:24.230***	***31.393***	***1:55.623*** **(1)**	***83.81***		***11:47:14.582***
10 -	1:26.239	32.738	1:58.977	81.45	3.354	11:49:13.559

P14 37 F2 MORPHET / RYDER

LCR/Suzuki SIDECAR -

IDEAL LAP TIME : 1:56.538 BEST LAP TIME : 1:56.696 DIFFERENCE : 0.158

LAP	SECTOR 1	SECTOR 2	LAP TIME	MPH	DIFF	TIME OF DAY
1 -		31.816	2:06.273	76.74	9.577	11:31:29.705
2 -	1:25.665	31.770	1:57.435 **(3)**	82.52	0.739	11:33:27.140
3 -	1:25.569	***31.301***	1:56.870 **(2)**	82.92	0.174	11:35:24.010
4 -	1:26.983	31.650	1:58.633	81.69	1.937	11:37:22.643
5 -	1:27.817	32.593	2:00.410	80.48	3.714	11:39:23.053
6 -	1:25.636	32.556	1:58.192	81.99	1.496	11:41:21.245
7 -	1:25.926	32.075	1:58.001	82.12	1.305	11:43:19.246
8 -	***1:25.237***	31.459	***1:56.696*** **(1)**	***83.04***		***11:45:15.942***
9 -	1:26.191	31.847	1:58.038	82.10	1.342	11:47:13.980
10 -	1:26.627	32.991	1:59.618	81.01	2.922	11:49:13.598

P15 23 F2 THOMAS / SIGSWORTH

Ireson HONDA - Team Walters And Thomas Sidecar racing

IDEAL LAP TIME : 1:56.280 BEST LAP TIME : 1:56.887 DIFFERENCE : 0.607

LAP	SECTOR 1	SECTOR 2	LAP TIME	MPH	DIFF	TIME OF DAY
1 -		***31.541***	2:04.879	77.60	7.992	11:31:28.311
2 -	***1:24.739***	32.148	***1:56.887*** **(1)**	***82.91***		***11:33:25.198***
3 -	1:26.213	31.919	1:58.132 **(2)**	82.03	1.245	11:35:23.330
4 -	1:27.359	31.755	1:59.114	81.36	2.227	11:37:22.444
5 -	1:27.805	32.191	1:59.996	80.76	3.109	11:39:22.440
6 -	1:25.943	32.612	1:58.555 **(3)**	81.74	1.668	11:41:20.995
7 -	1:25.901	32.818	1:58.719	81.63	1.832	11:43:19.714
8 -	1:26.991	32.664	1:59.655	80.99	2.768	11:45:19.369
9 -	1:26.882	32.989	1:59.871	80.84	2.984	11:47:19.240
10 -	1:26.801	33.286	2:00.087	80.70	3.200	11:49:19.327

P16 39 F2 MOORE / GASH

Baker YAMAHA - Arcadia Motel Christchurch NZ racing

IDEAL LAP TIME : 1:56.614 BEST LAP TIME : 1:56.614 DIFFERENCE : 0.000

LAP	SECTOR 1	SECTOR 2	LAP TIME	MPH	DIFF	TIME OF DAY
1 -		32.160	2:08.254	75.56	11.640	11:31:31.686
2 -	1:27.715	32.047	1:59.762	80.92	3.148	11:33:31.448
3 -	1:25.666	31.957	1:57.623 **(3)**	82.39	1.009	11:35:29.071
4 -	1:26.052	31.998	1:58.050	82.09	1.436	11:37:27.121
5 -	1:26.157	31.782	1:57.939	82.17	1.325	11:39:25.060
6 -	1:25.579	32.052	1:57.631	82.38	1.017	11:41:22.691
7 -	1:25.654	31.840	1:57.494 **(2)**	82.48	0.880	11:43:20.185
8 -	***1:24.955***	***31.659***	***1:56.614*** **(1)**	***83.10***		***11:45:16.799***
9 -	1:25.868	32.291	1:58.159	82.01	1.545	11:47:14.958
10 -	1:26.716	33.009	1:59.725	80.94	3.111	11:49:14.683

Weather / Track : Cloudy / Dry

Oulton Park International: 2.6920 miles
Date: 05/04/2025 Start: 11:29 Finish: 11:47

BMCRC-MRO Championships 2025 - Rnd 2 @ Oulton Park Int

BMCRC F1 & F2 Sidecars

RACE 4 - SECTOR ANALYSIS

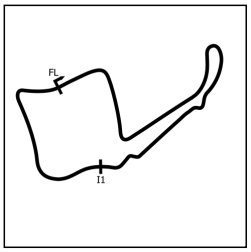

SECTOR 1 = FL to I1, SECTOR 2 = I1 to FL, DIFF = Difference To Personal Best Lap, P = Crossed Finish Line in Pit Lane, D = Time Disallowed

P17 114 F2 LOCKEY / ROSTROM — LCR HONDA - Real Racing

IDEAL LAP TIME : 1:59.609 BEST LAP TIME : 1:59.709 DIFFERENCE : 0.100

LAP	SECTOR 1	SECTOR 2	LAP TIME	MPH	DIFF	TIME OF DAY
1 -	OUTLAP	34.101	2:21.281	68.59	21.572	11:31:44.713
2 -	1:32.606	33.960	2:06.566	76.57	6.857	11:33:51.279
3 -	1:31.228	33.341	2:04.569	77.79	4.860	11:35:55.848
4 -	1:29.483	33.223	2:02.706	78.97	2.997	11:37:58.554
5 -	1:29.196	32.682	2:01.878	79.51	2.169	11:40:00.432
6 -	1:28.493	32.918	2:01.411	79.82	1.702	11:42:01.843
7 -	1:28.046	32.768	2:00.814 **(2)**	80.21	1.105	11:44:02.657
8 -	1:29.020	***32.244***	2:01.264 **(3)**	79.91	1.555	11:46:03.921
9 -	***1:27.365***	32.344	***1:59.709*** **(1)**	***80.95***		***11:48:03.630***

P18 26 F2 KING / MILLER — Lumley Ireson - Townsend Motors

IDEAL LAP TIME : 2:02.008 BEST LAP TIME : 2:02.384 DIFFERENCE : 0.376

LAP	SECTOR 1	SECTOR 2	LAP TIME	MPH	DIFF	TIME OF DAY
1 -		***32.538***	2:11.715	73.57	9.331	11:31:35.147
2 -	***1:29.470***	32.914	***2:02.384*** **(1)**	***79.18***		***11:33:37.531***
3 -	1:30.348	32.974	2:03.322 **(3)**	78.58	0.938	11:35:40.853
4 -	1:30.825	33.491	2:04.316	77.95	1.932	11:37:45.169
5 -	1:31.783	33.125	2:04.908	77.58	2.524	11:39:50.077
6 -	1:33.115	***32.538***	2:05.653	77.12	3.269	11:41:55.730
7 -	1:31.165	34.095	2:05.260	77.36	2.876	11:44:00.990
8 -	1:32.641	32.777	2:05.418	77.27	3.034	11:46:06.408
9 -	1:30.380	32.853	2:03.233 **(2)**	78.64	0.849	11:48:09.641

P19 201 F2 BUMFREY / HOPE — LCR SUZUKI -

IDEAL LAP TIME : 2:03.446 BEST LAP TIME : 2:04.014 DIFFERENCE : 0.568

LAP	SECTOR 1	SECTOR 2	LAP TIME	MPH	DIFF	TIME OF DAY
1 -		38.649	2:21.111	68.67	17.097	11:31:44.543
2 -	1:34.827	34.129	2:08.956	75.15	4.942	11:33:53.499
3 -	1:33.813	34.774	2:08.587	75.36	4.573	11:36:02.086
4 -	1:35.097	34.409	2:09.506	74.83	5.492	11:38:11.592
5 -	1:32.748	33.730	2:06.478	76.62	2.464	11:40:18.070
6 -	1:30.657	***33.501***	2:04.158 **(2)**	78.05	0.144	11:42:22.228
7 -	1:30.550	33.638	2:04.188 **(3)**	78.03	0.174	11:44:26.416
8 -	1:30.977	34.190	2:05.167	77.42	1.153	11:46:31.583
9 -	***1:29.945***	34.069	***2:04.014*** **(1)**	***78.14***		***11:48:35.597***

P20 14 F1 BURNS / FAIRHURST — Yamaha F1 PRE INJECTION - MRB Fencing Doncaster

IDEAL LAP TIME : 2:04.595 BEST LAP TIME : 2:04.705 DIFFERENCE : 0.110

LAP	SECTOR 1	SECTOR 2	LAP TIME	MPH	DIFF	TIME OF DAY
1 -		35.525	2:17.477	70.49	12.772	11:31:40.909
2 -	1:34.177	35.112	2:09.289	74.95	4.584	11:33:50.198
3 -	1:34.165	35.353	2:09.518	74.82	4.813	11:35:59.716
4 -	1:32.933	35.273	2:08.206	75.59	3.501	11:38:07.922
5 -	1:31.561	34.998	2:06.559	76.57	1.854	11:40:14.481
6 -	1:30.960	34.348	2:05.308 **(2)**	77.33	0.603	11:42:19.789
7 -	***1:30.682***	34.023	***2:04.705*** **(1)**	***77.71***		***11:44:24.494***
8 -	1:31.742	***33.913***	2:05.655 **(3)**	77.12	0.950	11:46:30.149
9 -	1:30.813	35.220	2:06.033	76.89	1.328	11:48:36.182

Weather / Track : Cloudy / Dry

Oulton Park International: 2.6920 miles
Date: 05/04/2025 Start: 11:29 Finish: 11:47

BMCRC-MRO Championships 2025 - Rnd 2 @ Oulton Park Int

BMCRC F1 & F2 Sidecars

RACE 4 - SECTOR ANALYSIS

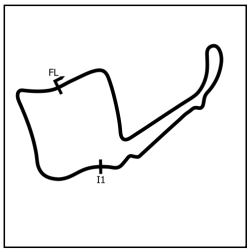

SECTOR 1 = FL to I1, SECTOR 2 = I1 to FL, DIFF = Difference To Personal Best Lap, P = Crossed Finish Line in Pit Lane, D = Time Disallowed

P21 66 F2 A. CROWE / PARKER — SUZUKI GSXR - Sunchemical

IDEAL LAP TIME : 2:05.696 BEST LAP TIME : 2:06.409 DIFFERENCE : 0.713

LAP	SECTOR 1	SECTOR 2	LAP TIME	MPH	DIFF	TIME OF DAY
1 -		34.460	2:19.852	69.29	13.443	11:31:43.284
2 -	1:33.501	34.491	2:07.992	75.71	1.583	11:33:51.276
3 -	1:34.769	34.367	2:09.136	75.04	2.727	11:36:00.412
4 -	1:35.502	35.025	2:10.527	74.24	4.118	11:38:10.939
5 -	1:32.926	***33.576***	2:06.502 **(2)**	76.60	0.093	11:40:17.441
6 -	1:32.761	33.821	2:06.582	76.56	0.173	11:42:24.023
7 -	1:32.138	34.271	***2:06.409*** **(1)**	***76.66***		***11:44:30.432***
8 -	***1:32.120***	34.447	2:06.567 **(3)**	76.57	0.158	11:46:36.999
9 -	1:33.420	35.332	2:08.752	75.27	2.343	11:48:45.751

P22 71 F2 BANISTER / PORTER — MRE Suzuki GSXR 600 K7 - Fine Cut Developments

IDEAL LAP TIME : 2:07.128 BEST LAP TIME : 2:08.344 DIFFERENCE : 1.216

LAP	SECTOR 1	SECTOR 2	LAP TIME	MPH	DIFF	TIME OF DAY
1 -		***34.518***	2:18.344	70.05	10.000	11:31:41.776
2 -	***1:32.610***	35.734	***2:08.344*** **(1)**	***75.51***		***11:33:50.120***
3 -	1:36.835	34.621	2:11.456	73.72	3.112	11:36:01.576
4 -	1:33.851	35.669	2:09.520 **(2)**	74.82	1.176	11:38:11.096
5 -	1:34.729	34.945	2:09.674 **(3)**	74.73	1.330	11:40:20.770
6 -	1:36.487	36.388	2:12.875	72.93	4.531	11:42:33.645
7 -	1:38.172	36.322	2:14.494	72.05	6.150	11:44:48.139
8 -	1:37.620	37.816	2:15.436	71.55	7.092	11:47:03.575
9 -	1:36.180	37.039	2:13.219	72.74	4.875	11:49:16.794

P23 101 F1 WAKLEY / HILDIGE — Ryde - Assured Office Solutions Ltd

IDEAL LAP TIME : 1:53.663 BEST LAP TIME : 1:53.663 DIFFERENCE : 0.000

LAP	SECTOR 1	SECTOR 2	LAP TIME	MPH	DIFF	TIME OF DAY
1 -		31.193	2:03.037	78.76	9.374	11:31:26.469
2 -	1:23.023	31.182	1:54.205 **(3)**	84.85	0.542	11:33:20.674
3 -	***1:22.936***	***30.727***	***1:53.663*** **(1)**	***85.26***		***11:35:14.337***
4 -	1:23.221	30.927	1:54.148 **(2)**	84.90	0.485	11:37:08.485
5 -	1:23.781	30.813	1:54.594	84.57	0.931	11:39:03.079
6 -	10:07.163	IN PIT	10:58.295 **P**	14.72	9:04.632	11:50:01.374

P24 1 F2 R. CROWE / C. CROWE — HCR TRIUMPH 675 - Northern Fuels

IDEAL LAP TIME : 1:48.795 BEST LAP TIME : 1:48.881 DIFFERENCE : 0.086

LAP	SECTOR 1	SECTOR 2	LAP TIME	MPH	DIFF	TIME OF DAY
1 -		30.157	1:55.412	83.97	6.531	11:31:18.844
2 -	1:19.668	***29.702***	1:49.370 **(3)**	88.61	0.489	11:33:08.214
3 -	1:19.094	29.787	***1:48.881*** **(1)**	***89.00***		***11:34:57.095***
4 -	***1:19.093***	29.960	1:49.053 **(2)**	88.86	0.172	11:36:46.148
5 -	1:21.902	IN PIT	2:01.442 **P**	79.80	12.561	11:38:47.590

P25 93 F2 HOLDEN / ROBERTS — DMR YAMAHA R6 - Holden racing

IDEAL LAP TIME : 1:52.769 BEST LAP TIME : 1:52.877 DIFFERENCE : 0.108

LAP	SECTOR 1	SECTOR 2	LAP TIME	MPH	DIFF	TIME OF DAY
1 -		31.340	2:06.307	76.72	13.430	11:31:29.739
2 -	***1:22.453***	30.699	1:53.152 **(2)**	85.64	0.275	11:33:22.891
3 -	1:23.046	30.902	1:53.948 **(3)**	85.05	1.071	11:35:16.839
4 -	1:22.561	***30.316***	***1:52.877*** **(1)**	***85.85***		***11:37:09.716***
5 -	1:22.972	IN PIT	2:01.876 **P**	79.51	8.999	11:39:11.592

Weather / Track : Cloudy / Dry

Oulton Park International: 2.6920 miles
Date: 05/04/2025 Start: 11:29 Finish: 11:47

BMCRC-MRO Championships 2025 - Rnd 2 @ Oulton Park Int

BMCRC F1 & F2 Sidecars

RACE 4 - SECTOR ANALYSIS

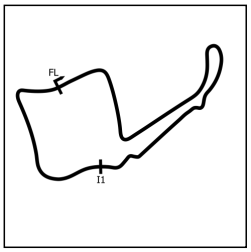

SECTOR 1 = FL to I1, SECTOR 2 = I1 to FL, DIFF = Difference To Personal Best Lap, P = Crossed Finish Line in Pit Lane, D = Time Disallowed

P26 11 F1 GILBERT / WINFIELD — Ryde 1000 - Angel Inn. Blyth

IDEAL LAP TIME : 1:55.050 BEST LAP TIME : 1:55.612 DIFFERENCE : 0.562

LAP	SECTOR 1	SECTOR 2	LAP TIME	MPH	DIFF	TIME OF DAY
1 -		31.978	2:08.793	75.24	13.181	11:31:32.225
2 -	***1:23.705***	31.907	***1:55.612 (1)***	***83.82***		***11:33:27.837***
3 -	1:25.438	31.628	1:57.066 (3)	82.78	1.454	11:35:24.903
4 -	1:26.588	32.040	1:58.628	81.69	3.016	11:37:23.531
5 -	1:25.231	***31.345***	1:56.576 (2)	83.13	0.964	11:39:20.107

P27 666 F2 HANKS / KIRK — GLR HONDA CBR 600 - JHM racing / Greg Lambert Racing

IDEAL LAP TIME : 1:59.985 BEST LAP TIME : 1:59.985 DIFFERENCE : 0.000

LAP	SECTOR 1	SECTOR 2	LAP TIME	MPH	DIFF	TIME OF DAY
1 -		32.719	2:12.180	73.31	12.195	11:31:35.612
2 -	1:27.733	32.662	2:00.395 (2)	80.49	0.410	11:33:36.007
3 -	***1:27.575***	***32.410***	***1:59.985 (1)***	***80.77***		***11:35:35.992***
4 -	1:28.033	32.497	2:00.530 (3)	80.40	0.545	11:37:36.522
5 -	1:29.288	32.670	2:01.958	79.46	1.973	11:39:38.480

P28 8 F2 ILARIA / LACE — Christie Engineering 600 - Powerhouse

IDEAL LAP TIME : 1:55.131 BEST LAP TIME : 1:55.243 DIFFERENCE : 0.112

LAP	SECTOR 1	SECTOR 2	LAP TIME	MPH	DIFF	TIME OF DAY
1 -		31.682	2:08.989	75.13	13.746	11:31:32.421
2 -	1:26.276	***31.675***	1:57.951 (2)	82.16	2.708	11:33:30.372
3 -	***1:23.456***	31.787	***1:55.243 (1)***	***84.09***		***11:35:25.615***
4 -	1:26.147	IN PIT	2:02.720 P	78.97	7.477	11:37:28.335

P29 100 F1 HOLLAND / STEVENS — - Team JH Racing

IDEAL LAP TIME : 1:57.098 BEST LAP TIME : 1:57.183 DIFFERENCE : 0.085

LAP	SECTOR 1	SECTOR 2	LAP TIME	MPH	DIFF	TIME OF DAY
1 -		31.936	2:06.610	76.54	9.427	11:31:30.042
2 -	***1:25.514***	31.920	1:57.434 (2)	82.52	0.251	11:33:27.476
3 -	1:25.599	***31.584***	***1:57.183 (1)***	***82.70***		***11:35:24.659***
4 -	2:01.843	IN PIT	2:41.978 P	59.83	44.795	11:38:06.637

P30 5 F1 BIGGS / SMITH — LCR Yamaha - Express Tyre Service/Santander Salt

IDEAL LAP TIME : 1:50.323 BEST LAP TIME : 1:50.323 DIFFERENCE : 0.000

LAP	SECTOR 1	SECTOR 2	LAP TIME	MPH	DIFF	TIME OF DAY
1 -		30.821	2:00.936	80.13	10.613	11:31:24.368
2 -	***1:20.176***	***30.147***	***1:50.323 (1)***	***87.84***		***11:33:14.691***
3 -	1:21.105	IN PIT	2:05.064 P	77.49	14.741	11:35:19.755

Weather / Track : Cloudy / Dry

Oulton Park International: 2.6920 miles
Date: 05/04/2025 Start: 11:29 Finish: 11:47

BMCRC-MRO Championships 2025 - Rnd 2 @ Oulton Park Int

BMCRC F1 & F2 Sidecars

RACE 4 - BEST SECTORS

	SECTOR 1		SECTOR 2	
POS	NO	TIME	NO	TIME
1	68	1:18.389	27	29.340
2	27	1:18.867	95	29.616
3	95	1:19.047	68	29.645
4	1	1:19.093	1	29.702
5	72	1:19.985	72	29.988
6	5	1:20.176	5	30.147
7	4	1:20.632	4	30.261
8	99	1:20.945	93	30.316
9	7	1:21.464	32	30.370
10	32	1:21.741	96	30.526
11	93	1:22.453	99	30.589
12	65	1:22.612	101	30.727
13	96	1:22.835	7	30.852
14	101	1:22.936	65	30.908
15	69	1:23.319	69	31.049
16	8	1:23.456	28	31.247
17	11	1:23.705	37	31.301
18	42	1:24.230	11	31.345
19	23	1:24.739	42	31.393
20	39	1:24.955	23	31.541
21	37	1:25.237	100	31.584
22	28	1:25.270	39	31.659
23	100	1:25.514	8	31.675
24	114	1:27.365	114	32.244
25	666	1:27.575	666	32.410
26	26	1:29.470	26	32.538
27	201	1:29.945	201	33.501
28	14	1:30.682	66	33.576
29	66	1:32.120	14	33.913
30	71	1:32.610	71	34.518

IDEAL / BEST COMPARISON

PERFECT LAP 1:47.729

POS	NO	NAME	IDEAL	BEST	DIFF
1	68	BELL / HYDE	1:48.034	1:48.264	0.230
2	27	KIRBY / SALMON	1:48.207	1:48.207	0.000
3	95	BLACKSTOCK / LAWRENCE	1:48.663	1:48.691	0.028
4	1	R. CROWE / C. CROWE	1:48.795	1:48.881	0.086
5	72	WALMSLEY / FOUNDS	1:49.973	1:50.719	0.746
6	5	BIGGS / SMITH	1:50.323	1:50.323	0.000
7	4	PEACH / HOPE	1:50.893	1:51.311	0.418
8	99	S. RAMSDEN / M. RAMSDEN	1:51.534	1:52.327	0.793
9	32	W. SMITH / A. SMITH	1:52.111	1:52.422	0.311
10	7	G. GIBSON / D. GIBSON	1:52.316	1:52.629	0.313
11	93	HOLDEN / ROBERTS	1:52.769	1:52.877	0.108
12	96	SAUNDERS / STOKOE	1:53.361	1:53.585	0.224
13	65	FAIERS / FOX	1:53.520	1:53.769	0.249
14	101	WAKLEY / HILDIGE	1:53.663	1:53.663	0.000
15	69	LAMBERT / JEVANS	1:54.368	1:54.404	0.036
16	11	GILBERT / WINFIELD	1:55.050	1:55.612	0.562
17	8	ILARIA / LACE	1:55.131	1:55.243	0.112
18	42	CURRIE / PITT	1:55.623	1:55.623	0.000
19	23	THOMAS / SIGSWORTH	1:56.280	1:56.887	0.607
20	28	COSTELLO / SMITH	1:56.517	1:56.758	0.241
21	37	MORPHET / RYDER	1:56.538	1:56.696	0.158
22	39	MOORE / GASH	1:56.614	1:56.614	0.000
23	100	HOLLAND / STEVENS	1:57.098	1:57.183	0.085
24	114	LOCKEY / ROSTROM	1:59.609	1:59.709	0.100
25	666	HANKS / KIRK	1:59.985	1:59.985	0.000
26	26	KING / MILLER	2:02.008	2:02.384	0.376
27	201	BUMFREY / HOPE	2:03.446	2:04.014	0.568
28	14	BURNS / FAIRHURST	2:04.595	2:04.705	0.110
29	66	A. CROWE / PARKER	2:05.696	2:06.409	0.713
30	71	BANISTER / PORTER	2:07.128	2:08.344	1.216

Weather / Track : Cloudy / Dry

Oulton Park International: 2.6920 miles
Date: 05/04/2025 Start: 11:29 Finish: 11:47

Results can be found at www.tsl-timing.com

Printed - 11:50 Saturday, 05 April 2025

BMCRC-MRO Championships 2025 - Rnd 2 @ Oulton Park Int

BMCRC F1 & F2 Sidecars

RACE 4 - STATISTICS

Competitors Started	30
Planned Start	2025-04-05 @ 10:05:00.000
Actual Start	2025-04-05 @ 11:29:23.431
Finish Time	2025-04-05 @ 11:47:44.117
Track Length	2.6920mi.
Total Laps	251
Total Distance Covered	675.6991mi.

Session Fastest Lap History

NO	CL	NAME	LAP TIME	TIME OF DAY	LAP	VEHICLE
68	F1	**BELL / HYDE**	**1:49.448**	11:33:07.704	2	LCR YAMAHA
1	F2	**R. CROWE / C. CROWE**	**1:49.370**	11:33:08.236	2	HCR TRIUMPH 675
1	F2	**R. CROWE / C. CROWE**	**1:48.881**	11:34:57.119	3	HCR TRIUMPH 675
27	F1	**KIRBY / SALMON**	**1:48.873**	11:36:46.629	4	ARS Yamaha F600
68	F1	**BELL / HYDE**	**1:48.609**	11:44:06.720	8	LCR YAMAHA
68	F1	**BELL / HYDE**	**1:48.264**	11:47:44.122	10	LCR YAMAHA
27	F1	**KIRBY / SALMON**	**1:48.207**	11:47:44.373	10	ARS Yamaha F600

Session Leader History

NO	CL	NAME	FROM LAP	LAPS LED	DISTANCE	VEHICLE
68	F1	**BELL / HYDE**	1	2	5.38 miles	LCR YAMAHA
1	F2	**R. CROWE / C. CROWE**	3	2	5.38 miles	HCR TRIUMPH 675
27	F1	**KIRBY / SALMON**	5	2	5.38 miles	ARS Yamaha F600
68	F1	**BELL / HYDE**	7	4	10.76 miles	LCR YAMAHA

Flag History

TYPE	TIME OF DAY
GREEN	11:29:23.431
FINISH	11:47:44.117

Flag Statistics

TYPE	COUNT	TOTAL LAPS	TOTAL TIME
Green	1	10	21:02.000
Red	0	0	0.000
Safety Car	0	0	0.000
FCY	0	0	0.000

Weather / Track : Cloudy / Dry

Oulton Park International: 2.6920 miles
Date: 05/04/2025 Start: 11:29 Finish: 11:47

BMCRC-MRO Championships 2025 - Rnd 2 @ Oulton Park Int

BMCRC F1 & F2 Sidecars

RACE 4 - STATISTICS

CLASS : F1

10 Starters

Fastest Lap History

NO	NAME	LAP TIME	TIME OF DAY	LAP	VEHICLE
68	**BELL / HYDE**	**1:49.448**	11:33:07.704	2	LCR YAMAHA
27	**KIRBY / SALMON**	**1:49.039**	11:34:57.756	3	ARS Yamaha F600
27	**KIRBY / SALMON**	**1:48.873**	11:36:46.629	4	ARS Yamaha F600
68	**BELL / HYDE**	**1:48.609**	11:44:06.720	8	LCR YAMAHA
68	**BELL / HYDE**	**1:48.264**	11:47:44.122	10	LCR YAMAHA
27	**KIRBY / SALMON**	**1:48.207**	11:47:44.373	10	ARS Yamaha F600

Leader History

NO	NAME	FROM LAP	LAPS LED	DISTANCE	VEHICLE
68	**BELL / HYDE**	1	3	8.07 miles	LCR YAMAHA
27	**KIRBY / SALMON**	4	3	8.07 miles	ARS Yamaha F600
68	**BELL / HYDE**	7	4	10.76 miles	LCR YAMAHA

Weather / Track : Cloudy / Dry

Oulton Park International: 2.6920 miles
Date: 05/04/2025 Start: 11:29 Finish: 11:47

BMCRC-MRO Championships 2025 - Rnd 2 @ Oulton Park Int

BMCRC F1 & F2 Sidecars

RACE 4 - STATISTICS

CLASS : F2

20 Starters

Fastest Lap History

NO	NAME	LAP TIME	TIME OF DAY	LAP	VEHICLE
1	**R. CROWE / C. CROWE**	**1:49.370**	11:33:08.236	2	HCR TRIUMPH 675
1	**R. CROWE / C. CROWE**	**1:48.881**	11:34:57.119	3	HCR TRIUMPH 675
95	**BLACKSTOCK / LAWRENCE**	**1:48.691**	11:47:45.862	10	LCR YAMAHA 600

Leader History

NO	NAME	FROM LAP	LAPS LED	DISTANCE	VEHICLE
1	**R. CROWE / C. CROWE**	1	4	10.76 miles	HCR TRIUMPH 675
95	**BLACKSTOCK / LAWRENCE**	5	6	16.15 miles	LCR YAMAHA 600

Weather / Track : Cloudy / Dry

Oulton Park International: 2.6920 miles
Date: 05/04/2025 Start: 11:29 Finish: 11:47

BMCRC-MRO Championships 2025 - Rnd 2 @ Oulton Park Int

BMCRC F1 & F2 Sidecars

RACE 14 - GRID (10 Laps)

ROW 17					33	60	MOLYNEUX / COPPOCK
ROW 16	32	48	BINGHAM / FAIRHURST	31	84	S. LAIDLOW / J. LAIDLOW	
ROW 15	30	71	2:08.344 BANISTER / PORTER	29	66	2:06.409 A. CROWE / PARKER	
ROW 14	28	14	2:04.705 BURNS / FAIRHURST	27	201	2:04.014 BUMFREY / HOPE	
ROW 13	26	26	2:02.384 KING / MILLER	25	666	1:59.985 HANKS / KIRK	
ROW 12	24	114	1:59.709 LOCKEY / ROSTROM	23	100	1:57.183 HOLLAND / STEVENS	
ROW 11	22	23	1:56.887 THOMAS / SIGSWORTH	21	28	1:56.758 COSTELLO / SMITH	
ROW 10	20	37	1:56.696 MORPHET / RYDER	19	39	1:56.614 MOORE / GASH	
ROW 9	18	42	1:55.623 CURRIE / PITT	17	11	1:55.612 GILBERT / WINFIELD	
ROW 8	16	8	1:55.243 ILARIA / LACE	15	69	1:54.404 LAMBERT / JEVANS	
ROW 7	14	65	1:53.769 FAIERS / FOX	13	101	1:53.663 WAKLEY / HILDIGE	
ROW 6	12	96	1:53.585 SAUNDERS / STOKOE	11	93	1:52.877 HOLDEN / ROBERTS	
ROW 5	10	7	1:52.629 G. GIBSON / D. GIBSON	9	32	1:52.422 W. SMITH / A. SMITH	
ROW 4	8	99	1:52.327 S. RAMSDEN / M. RAMSDEN	7	4	1:51.311 PEACH / HOPE	
ROW 3	6	72	1:50.719 WALMSLEY / FOUNDS	5	5	1:50.323 BIGGS / SMITH	
ROW 2	4	1	1:48.881 R. CROWE / C. CROWE	3	95	1:48.691 BLACKSTOCK / LAWRENCE	
ROW 1	2	68	1:48.264 BELL / HYDE	1	27	1:48.207 KIRBY / SALMON	Pole

These results are provisional until the conclusion of any judicial and technical matters.

Oulton Park International: 2.6920 miles

Clerk Of Course:	Timekeeper: Craig Smith	

Results can be found at www.tsl-timing.com

Printed - 11:52 Saturday, 05 April 2025

BMCRC-MRO Championships 2025 - Rnd 2 @ Oulton Park Int

BMCRC F1 & F2 Sidecars

RACE 14 - CLASSIFICATION

Race Distance: 7 Laps / 18.84 miles

POS	NO	CL	PIC	NAME	ENTRY	LAPS	TIME	GAP	DIFF	MPH	BEST	ON	GRD	↑↓
1	84	F1	1	S. LAIDLOW / J. LAIDLOW	LCR F600 - Marin motorsport	7	12:46.819			88.46	1:46.507	5	31	30
2	27	F1	2	KIRBY / SALMON	ARS Yamaha F600 - KRT	7	12:47.574	0.755	0.755	88.38	1:48.511	5	1	-1
3	68	F1	3	BELL / HYDE	LCR YAMAHA - Marin Motorsport	7	12:48.078	1.259	0.504	88.32	1:48.022	3	2	-1
4	95	F2	1	BLACKSTOCK / LAWRENCE	LCR YAMAHA 600 - DHR	7	12:59.615	12.796	11.537	87.01	1:49.784	3	3	-1
5	99	F2	2	S. RAMSDEN / M. RAMSDEN	LCR Honda - Ramsden Racing	7	13:13.217	26.398	13.602	85.52	1:51.769	2	8	3
6	93	F2	3	HOLDEN / ROBERTS	DMR YAMAHA R6 - Holden racing	7	13:15.572	28.753	2.355	85.27	1:52.030	2	11	5
7	32	F1	4	W. SMITH / A. SMITH	- TTSR Ltd	7	13:20.005	33.186	4.433	84.79	1:52.463	2	9	2
8	72	F2	4	WALMSLEY / FOUNDS	LCF HONDA - Trustland Construction	7	13:22.395	35.576	2.390	84.54	1:49.722	5	6	-2
9	101	F1	5	WAKLEY / HILDIGE	Ryde - Assured Office Solutions Ltd	7	13:24.172	37.353	1.777	84.35	1:52.880	2	13	4
10	65	F1	6	FAIERS / FOX	Dean Ryde YAMAHA R6 - AWracing ltd	7	13:24.606	37.787	0.434	84.31	1:53.267	5	14	4
11	96	F2	5	SAUNDERS / STOKOE	Baker HONDA - Homechoice Flooring Solutions	7	13:28.812	41.993	4.206	83.87	1:53.465	6	12	1
12	69	F2	6	LAMBERT / JEVANS	Honda LCR - graham anne ward	7	13:40.959	54.140	12.147	82.63	1:55.724	5	15	3
13	37	F2	7	MORPHET / RYDER	LCR/Suzuki SIDECAR -	7	13:53.488	1:06.669	12.529	81.39	1:56.300	5	20	7
14	8	F2	8	ILARIA / LACE	Christie Engineering 600 - Powerhouse	7	13:54.102	1:07.283	0.614	81.33	1:55.015	5	16	2
15	28	F2	9	COSTELLO / SMITH	LCR Kawasaki - GALGORM RESORT	7	13:54.310	1:07.491	0.208	81.31	1:56.942	5	21	6
16	42	F2	10	CURRIE / PITT	Honda CBR600 -	7	13:56.266	1:09.447	1.956	81.12	1:55.861	6	18	2
17	23	F2	11	THOMAS / SIGSWORTH	Ireson HONDA - Team Walters And Thomas Sidecar racing	7	14:04.130	1:17.311	7.864	80.36	1:57.953	2	22	5
18	666	F2	12	HANKS / KIRK	GLR HONDA CBR 600 - JHM racing / Greg Lambert Racing	7	14:04.604	1:17.785	0.474	80.32	1:58.102	5	25	7
19	26	F2	13	KING / MILLER	Lumley Ireson - Townsend Motors	7	14:17.349	1:30.530	12.745	79.12	2:00.282	3	26	7
20	48	F2	14	BINGHAM / FAIRHURST	Wintec/Ryde RYDE F2 - Wintec Racing/Ryde F2	7	14:38.910	1:52.091	21.561	77.18	2:03.034	2	32	12
21	71	F2	15	BANISTER / PORTER	MRE Suzuki GSXR 600 K7 - Fine Cut Developments	6	13:12.963	1 Lap	1 Lap	73.32	2:08.280	2	30	9

NOT CLASSIFIED

DNF	100	F1		HOLLAND / STEVENS	- Team JH Racing	6	12:00.865	1 Lap		80.66	1:56.324	4	23	
DNF	66	F2		A. CROWE / PARKER	SUZUKI GSXR - Sunchemical	6	13:09.795	1 Lap	1:08.930	73.62	2:06.070	2	29	
DNF	1	F2		R. CROWE / C. CROWE	HCR TRIUMPH 675 - Northern Fuels	3	5:44.558	4 Laps	3 Laps	84.38	1:49.510	2	4	
DNF	4	F1		PEACH / HOPE	LCR - Lifesafety Motorsport	3	6:45.747	4 Laps	1:01.189	71.65	1:51.186	2	7	
DNF	5	F1		BIGGS / SMITH	LCR Yamaha - Express Tyre Service/Santander Salt	2	3:54.120	5 Laps	1 Lap	82.78			5	
DNF	114	F2		LOCKEY / ROSTROM	LCR HONDA - Real Racing	0							24	
DNF	14	F1		BURNS / FAIRHURST	Yamaha F1 PRE INJECTION - MRB Fencing Doncaster	0							28	

FASTEST LAP

84	F1	S. LAIDLOW / J. LAIDLOW	LCR F600 - Marin motorsport	5	1:46.507	90.99 mph	146.43 kph
1	F2	R. CROWE / C. CROWE	HCR TRIUMPH 675 - Northern Fuels	2	1:49.510	88.49 mph	142.42 kph

Class F1 - 92.5% of Race Speed = 81.82 mph
Class F2 - 92.5% of Race Speed = 80.48 mph

Weather / Track : Sunny / Dry
These results are provisional until the conclusion of any judicial and technical matters.

Date: 05/04/2025 Start: 16:09 Finish: 16:21
Oulton Park International: 2.6920 miles

Clerk Of Course:	Timekeeper: Craig Smith	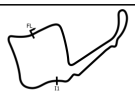

Results can be found at www.tsl-timing.com

Printed - 16:24 Saturday, 05 April 2025

BMCRC-MRO Championships 2025 - Rnd 2 @ Oulton Park Int

BMCRC F1 & F2 Sidecars

RACE 14 - LAP CHART

LAP 1 @ 16:10:54.457

NO	BEHIND	LAP TIME	
27		1:54.062	
68	1.360	1:55.422	
1	1.732	1:55.794	
95	2.217	1:56.279	
5	2.538	1:56.600	
4	4.695	1:58.757	
99	5.015	1:59.077	
93	5.173	1:59.235	
32	5.897	1:59.959	
84	6.823	2:00.885	
96	6.980	2:01.042	
65	7.580	2:01.642	
101	7.883	2:01.945	
69	10.213	2:04.275	
23	12.925	2:06.987	
37	13.007	2:07.069	
28	13.770	2:07.832	
72	14.267	2:08.329	
42	14.801	2:08.863	
100	14.953	2:09.015	
666	15.906	2:09.968	
26	16.696	2:10.758	
8	17.588	2:11.650	
48	18.940	2:13.002	
66	21.666	2:15.728	
71	23.972	2:18.034	

LAP 2 @ 16:12:43.979

NO	BEHIND	LAP TIME	
27		1:49.522	
68	1.288	1:49.450	
1	1.720	1:49.510	
95	4.147	1:51.452	
4	6.359	1:51.186	
99	7.262	1:51.769	
84	7.380	1:50.079	
93	7.681	1:52.030	
32	8.838	1:52.463	
5	10.536	1:57.520	P
101	11.241	1:52.880	
96	11.397	1:53.939	
65	11.953	1:53.895	
69	16.461	1:55.770	
72	19.472	1:54.727	
23	21.356	1:57.953	
100	22.441	1:57.010	
37	22.612	1:59.127	
28	22.984	1:58.736	
42	24.316	1:59.037	
666	25.652	1:59.268	
8	25.933	1:57.867	
26	27.595	2:00.421	
48	32.452	2:03.034	
66	38.214	2:06.070	
71	42.730	2:08.280	

LAP 3 @ 16:14:32.611

NO	BEHIND	LAP TIME	
27		1:48.632	
68	0.678	1:48.022	
95	5.299	1:49.784	
84	6.566	1:47.818	
99	11.219	1:52.589	
93	11.745	1:52.696	
1	12.342	1:59.254	P
32	13.701	1:53.495	
101	15.551	1:52.942	
65	16.861	1:53.540	
96	17.486	1:54.721	
69	24.399	1:56.570	
72	24.415	1:53.575	
100	30.241	1:56.432	
23	30.812	1:58.088	
28	31.470	1:57.118	
37	32.016	1:58.036	
42	33.218	1:57.534	
8	33.737	1:56.436	
666	36.353	1:59.333	
26	39.245	2:00.282	
48	49.640	2:05.820	
66	56.990	2:07.408	
71	1:04.282	2:10.184	
4	1:13.531	2:55.804	P

LAP 4 @ 16:16:21.125

NO	BEHIND	LAP TIME	
27		1:48.514	
68	0.723	1:48.559	
84	4.710	1:46.658	
95	6.707	1:49.922	
99	15.193	1:52.488	
93	15.566	1:52.335	
32	18.455	1:53.268	
101	21.135	1:54.098	
65	21.766	1:53.419	
96	23.186	1:54.214	
72	26.108	1:50.207	
69	31.968	1:56.083	
100	38.051	1:56.324	
28	40.144	1:57.188	
37	41.383	1:57.881	
23	43.894	2:01.596	
8	44.005	1:58.782	
42	44.245	1:59.541	
666	47.269	1:59.430	
26	51.036	2:00.305	
48	1:06.222	2:05.096	
66	1:14.712	2:06.236	
71	1:27.057	2:11.289	

LAP 5 @ 16:18:09.636

NO	BEHIND	LAP TIME	
27		1:48.511	
68	0.578	1:48.366	
84	2.706	1:46.507	
95	8.523	1:50.327	
99	19.227	1:52.545	
93	19.438	1:52.383	
32	23.415	1:53.471	
101	25.772	1:53.148	
65	26.522	1:53.267	
72	27.319	1:49.722	
96	29.290	1:54.615	
69	39.181	1:55.724	
100	46.372	1:56.832	
28	48.575	1:56.942	
37	49.172	1:56.300	
8	50.509	1:55.015	
42	55.191	1:59.457	
23	55.656	2:00.273	
666	56.860	1:58.102	
26	1:03.775	2:01.250	
48	1:21.706	2:03.995	
66	1:32.339	2:06.138	

LAP 6 @ 16:19:58.748

NO	BEHIND	LAP TIME	
27		1:49.112	
84	0.544	1:46.950	
68	0.647	1:49.181	
71	1 Lap	2:13.059	
95	9.766	1:50.355	
99	22.091	1:51.976	
93	23.324	1:52.998	
32	27.551	1:53.248	
65	31.968	1:54.558	
72	32.027	1:53.820	
101	32.405	1:55.745	
96	33.643	1:53.465	
69	46.080	1:56.011	
28	57.347	1:57.884	
37	58.089	1:58.029	
8	58.490	1:57.093	
42	1:01.940	1:55.861	
100	1:02.512	2:05.252	P
23	1:06.209	1:59.665	
666	1:06.723	1:58.975	
26	1:16.848	2:02.185	
48	1:36.997	2:04.403	

LAP 7 @ 16:21:47.214

NO	BEHIND	LAP TIME	
84		1:47.922	
27	0.755	1:49.221	
68	1.259	1:49.078	
95	12.796	1:51.496	
66	1 Lap	2:28.215	P
71	1 Lap	2:12.117	
99	26.398	1:52.773	
93	28.753	1:53.895	
32	33.186	1:54.101	
72	35.576	1:52.015	
101	37.353	1:53.414	
65	37.787	1:54.285	
96	41.993	1:56.816	
69	54.140	1:56.526	
37	1:06.669	1:57.046	
8	1:07.283	1:57.259	
28	1:07.491	1:58.610	
42	1:09.447	1:55.973	
23	1:17.311	1:59.568	
666	1:17.785	1:59.528	
26	1:30.530	2:02.148	
48	1:52.091	2:03.560	

Weather / Track : Sunny / Dry

Oulton Park International: 2.6920 miles
Date: 05/04/2025 Start: 16:09 Finish: 16:21

Results can be found at www.tsl-timing.com

Printed - 16:25 Saturday, 05 April 2025

BMCRC-MRO Championships 2025 - Rnd 2 @ Oulton Park Int

BMCRC F1 & F2 Sidecars

RACE 14 - POSITION CHART

No	Name	Lap / Pos	1	2	3	4	5	6	7
27	KIRBY / SALMON	1	27	27	27	27	27	27	84
68	BELL / HYDE	2	68	68	68	68	68	84	27
95	BLACKSTOCK / LAWRI	3	1	1	95	84	84	68	68
1	R. CROWE / C. CROWI	4	95	95	84	95	95	95	95
5	BIGGS / SMITH	5	5	4	99	99	99	99	99
72	WALMSLEY / FOUNDS	6	4	99	93	93	93	93	93
4	PEACH / HOPE	7	99	84	*1*	32	32	32	32
99	S. RAMSDEN / M. RAM	8	93	93	32	101	101	65	72
32	W. SMITH / A. SMITH	9	32	32	101	65	65	72	101
93	HOLDEN / ROBERTS	10	84	*5*	65	96	72	101	65
96	SAUNDERS / STOKOE	11	96	101	96	72	96	96	96
101	WAKLEY / HILDIGE	12	65	96	69	69	69	69	69
65	FAIERS / FOX	13	101	65	72	100	100	28	37
69	LAMBERT / JEVANS	14	69	69	100	28	28	37	8
8	ILARIA / LACE	15	23	72	23	37	37	8	28
42	CURRIE / PITT	16	37	23	28	23	8	42	42
37	MORPHET / RYDER	17	28	100	37	8	42	*100*	23
28	COSTELLO / SMITH	18	72	37	42	42	23	23	666
23	THOMAS / SIGSWORT	19	42	28	8	666	666	666	26
100	HOLLAND / STEVENS	20	100	42	666	26	26	26	48
114	LOCKEY / ROSTROM	21	666	666	26	48	48	48	
666	HANKS / KIRK	22	26	8	48	66	66	*66*	
26	KING / MILLER	23	8	26	66	71	71	71	
14	BURNS / FAIRHURST	24	48	48	71				
66	A. CROWE / PARKER	25	66	66	*4*				
71	BANISTER / PORTER	26	71	71					
84	S. LAIDLOW / J. LAIDL	27							
48	BINGHAM / FAIRHURS	28							

Weather / Track : Sunny / Dry

Oulton Park International: 2.6920 miles
Date: 05/04/2025 Start: 16:09 Finish: 16:21

Results can be found at www.tsl-timing.com

Printed - 16:23 Saturday, 05 April 2025

BMCRC-MRO Championships 2025 - Rnd 2 @ Oulton Park Int

BMCRC F1 & F2 Sidecars

RACE 14 - SECTOR ANALYSIS

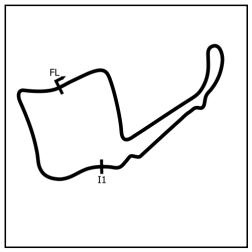

SECTOR 1 = FL to I1, SECTOR 2 = I1 to FL, DIFF = Difference To Personal Best Lap, P = Crossed Finish Line in Pit Lane, D = Time Disallowed

P1 84 F1 S. LAIDLOW / J. LAIDLOW
LCR F600 - Marin motorsport

IDEAL LAP TIME : 1:46.122 BEST LAP TIME : 1:46.507 DIFFERENCE : 0.385

LAP	SECTOR 1	SECTOR 2	LAP TIME	MPH	DIFF	TIME OF DAY
1 -		30.180	2:00.885	80.16	14.378	16:11:01.280
2 -	1:19.545	30.534	1:50.079	88.03	3.572	16:12:51.359
3 -	1:18.443	29.375	1:47.818	89.88	1.311	16:14:39.177
4 -	1:17.509	***29.149***	1:46.658 **(2)**	90.86	0.151	16:16:25.835
5 -	1:17.298	29.209	***1:46.507*** **(1)**	***90.99***		***16:18:12.342***
6 -	***1:16.973***	29.977	1:46.950 **(3)**	90.61	0.443	16:19:59.292
7 -	1:18.452	29.470	1:47.922	89.79	1.415	16:21:47.214

P2 27 F1 KIRBY / SALMON
ARS Yamaha F600 - KRT

IDEAL LAP TIME : 1:48.354 BEST LAP TIME : 1:48.511 DIFFERENCE : 0.157

LAP	SECTOR 1	SECTOR 2	LAP TIME	MPH	DIFF	TIME OF DAY
1 -		29.818	1:54.062	84.96	5.551	16:10:54.457
2 -	1:19.565	29.957	1:49.522	88.48	1.011	16:12:43.979
3 -	1:18.856	29.776	1:48.632 **(3)**	89.21	0.121	16:14:32.611
4 -	1:18.799	***29.715***	1:48.514 **(2)**	89.30	0.003	16:16:21.125
5 -	***1:18.639***	29.872	***1:48.511*** **(1)**	***89.31***		***16:18:09.636***
6 -	1:19.064	30.048	1:49.112	88.81	0.601	16:19:58.748
7 -	1:19.500	29.721	1:49.221	88.73	0.710	16:21:47.969

P3 68 F1 BELL / HYDE
LCR YAMAHA - Marin Motorsport

IDEAL LAP TIME : 1:48.022 BEST LAP TIME : 1:48.022 DIFFERENCE : 0.000

LAP	SECTOR 1	SECTOR 2	LAP TIME	MPH	DIFF	TIME OF DAY
1 -		30.046	1:55.422	83.96	7.400	16:10:55.817
2 -	1:19.467	29.983	1:49.450	88.54	1.428	16:12:45.267
3 -	***1:18.386***	***29.636***	***1:48.022*** **(1)**	***89.71***		***16:14:33.289***
4 -	1:18.856	29.703	1:48.559 **(3)**	89.27	0.537	16:16:21.848
5 -	1:18.617	29.749	1:48.366 **(2)**	89.43	0.344	16:18:10.214
6 -	1:18.757	30.424	1:49.181	88.76	1.159	16:19:59.395
7 -	1:19.270	29.808	1:49.078	88.84	1.056	16:21:48.473

P4 95 F2 BLACKSTOCK / LAWRENCE
LCR YAMAHA 600 - DHR

IDEAL LAP TIME : 1:49.761 BEST LAP TIME : 1:49.784 DIFFERENCE : 0.023

LAP	SECTOR 1	SECTOR 2	LAP TIME	MPH	DIFF	TIME OF DAY
1 -		30.088	1:56.279	83.34	6.495	16:10:56.674
2 -	1:21.490	29.962	1:51.452	86.95	1.668	16:12:48.126
3 -	***1:19.819***	29.965	***1:49.784*** **(1)**	***88.27***		***16:14:37.910***
4 -	1:19.980	***29.942***	1:49.922 **(2)**	88.16	0.138	16:16:27.832
5 -	1:20.143	30.184	1:50.327 **(3)**	87.84	0.543	16:18:18.159
6 -	1:20.234	30.121	1:50.355	87.81	0.571	16:20:08.514
7 -	1:21.116	30.380	1:51.496	86.92	1.712	16:22:00.010

P5 99 F2 S. RAMSDEN / M. RAMSDEN
LCR Honda - Ramsden Racing

IDEAL LAP TIME : 1:51.035 BEST LAP TIME : 1:51.769 DIFFERENCE : 0.734

LAP	SECTOR 1	SECTOR 2	LAP TIME	MPH	DIFF	TIME OF DAY
1 -		***30.512***	1:59.077	81.38	7.308	16:10:59.472
2 -	***1:20.523***	31.246	***1:51.769*** **(1)**	***86.70***		***16:12:51.241***
3 -	1:21.846	30.743	1:52.589	86.07	0.820	16:14:43.830
4 -	1:21.455	31.033	1:52.488 **(3)**	86.15	0.719	16:16:36.318
5 -	1:21.426	31.119	1:52.545	86.11	0.776	16:18:28.863
6 -	1:20.931	31.045	1:51.976 **(2)**	86.54	0.207	16:20:20.839
7 -	1:21.207	31.566	1:52.773	85.93	1.004	16:22:13.612

Weather / Track : Sunny / Dry

Oulton Park International: 2.6920 miles
Date: 05/04/2025 Start: 16:09 Finish: 16:21

BMCRC-MRO Championships 2025 - Rnd 2 @ Oulton Park Int

BMCRC F1 & F2 Sidecars

RACE 14 - SECTOR ANALYSIS

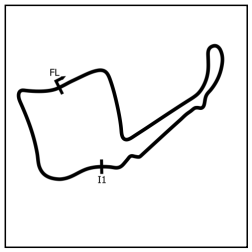

SECTOR 1 = FL to I1, SECTOR 2 = I1 to FL, DIFF = Difference To Personal Best Lap, P = Crossed Finish Line in Pit Lane, D = Time Disallowed

P6 93 F2 HOLDEN / ROBERTS
DMR YAMAHA R6 - Holden racing

IDEAL LAP TIME : 1:51.231 BEST LAP TIME : 1:52.030 DIFFERENCE : 0.799

LAP	SECTOR 1	SECTOR 2	LAP TIME	MPH	DIFF	TIME OF DAY
1 -		***30.404***	1:59.235	81.27	7.205	16:10:59.630
2 -	***1:20.827***	31.203	***1:52.030 (1)***	***86.50***		***16:12:51.660***
3 -	1:22.255	30.441	1:52.696	85.99	0.666	16:14:44.356
4 -	1:21.765	30.570	1:52.335 **(2)**	86.27	0.305	16:16:36.691
5 -	1:21.303	31.080	1:52.383 **(3)**	86.23	0.353	16:18:29.074
6 -	1:22.084	30.914	1:52.998	85.76	0.968	16:20:22.072
7 -	1:22.843	31.052	1:53.895	85.08	1.865	16:22:15.967

P7 32 F1 W. SMITH / A. SMITH
- TTSR Ltd

IDEAL LAP TIME : 1:52.463 BEST LAP TIME : 1:52.463 DIFFERENCE : 0.000

LAP	SECTOR 1	SECTOR 2	LAP TIME	MPH	DIFF	TIME OF DAY
1 -		30.762	1:59.959	80.78	7.496	16:11:00.354
2 -	***1:21.783***	***30.680***	***1:52.463 (1)***	***86.17***		***16:12:52.817***
3 -	1:22.737	30.758	1:53.495	85.38	1.032	16:14:46.312
4 -	1:21.938	31.330	1:53.268 **(3)**	85.56	0.805	16:16:39.580
5 -	1:22.274	31.197	1:53.471	85.40	1.008	16:18:33.051
6 -	1:22.510	30.738	1:53.248 **(2)**	85.57	0.785	16:20:26.299
7 -	1:22.993	31.108	1:54.101	84.93	1.638	16:22:20.400

P8 72 F2 WALMSLEY / FOUNDS
LCF HONDA - Trustland Construction

IDEAL LAP TIME : 1:49.722 BEST LAP TIME : 1:49.722 DIFFERENCE : 0.000

LAP	SECTOR 1	SECTOR 2	LAP TIME	MPH	DIFF	TIME OF DAY
1 -		32.087	2:08.329	75.51	18.607	16:11:08.724
2 -	1:24.394	30.333	1:54.727	84.47	5.005	16:13:03.451
3 -	1:22.071	31.504	1:53.575	85.32	3.853	16:14:57.026
4 -	1:20.194	30.013	1:50.207 **(2)**	87.93	0.485	16:16:47.233
5 -	***1:19.957***	***29.765***	***1:49.722 (1)***	***88.32***		***16:18:36.955***
6 -	1:22.698	31.122	1:53.820	85.14	4.098	16:20:30.775
7 -	1:20.584	31.431	1:52.015 **(3)**	86.51	2.293	16:22:22.790

P9 101 F1 WAKLEY / HILDIGE
Ryde - Assured Office Solutions Ltd

IDEAL LAP TIME : 1:52.578 BEST LAP TIME : 1:52.880 DIFFERENCE : 0.302

LAP	SECTOR 1	SECTOR 2	LAP TIME	MPH	DIFF	TIME OF DAY
1 -		30.620	2:01.945	79.47	9.065	16:11:02.340
2 -	***1:22.012***	30.868	***1:52.880 (1)***	***85.85***		***16:12:55.220***
3 -	1:22.376	***30.566***	1:52.942 **(2)**	85.80	0.062	16:14:48.162
4 -	1:22.688	31.410	1:54.098	84.93	1.218	16:16:42.260
5 -	1:22.447	30.701	1:53.148 **(3)**	85.65	0.268	16:18:35.408
6 -	1:24.561	31.184	1:55.745	83.72	2.865	16:20:31.153
7 -	1:22.562	30.852	1:53.414	85.45	0.534	16:22:24.567

P10 65 F1 FAIERS / FOX
Dean Ryde YAMAHA R6 - AWracing ltd

IDEAL LAP TIME : 1:52.911 BEST LAP TIME : 1:53.267 DIFFERENCE : 0.356

LAP	SECTOR 1	SECTOR 2	LAP TIME	MPH	DIFF	TIME OF DAY
1 -		31.045	2:01.642	79.67	8.375	16:11:02.037
2 -	1:23.044	30.851	1:53.895	85.08	0.628	16:12:55.932
3 -	1:22.594	30.946	1:53.540 **(3)**	85.35	0.273	16:14:49.472
4 -	***1:22.106***	31.313	1:53.419 **(2)**	85.44	0.152	16:16:42.891
5 -	1:22.462	***30.805***	***1:53.267 (1)***	***85.56***		***16:18:36.158***
6 -	1:23.091	31.467	1:54.558	84.59	1.291	16:20:30.716
7 -	1:23.255	31.030	1:54.285	84.79	1.018	16:22:25.001

Weather / Track : Sunny / Dry

Oulton Park International: 2.6920 miles
Date: 05/04/2025 Start: 16:09 Finish: 16:21

BMCRC-MRO Championships 2025 - Rnd 2 @ Oulton Park Int

BMCRC F1 & F2 Sidecars

RACE 14 - SECTOR ANALYSIS

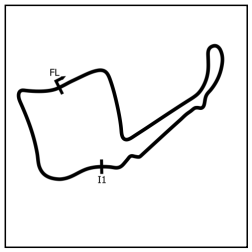

SECTOR 1 = FL to I1, SECTOR 2 = I1 to FL, DIFF = Difference To Personal Best Lap, P = Crossed Finish Line in Pit Lane, D = Time Disallowed

P11 96 F2 SAUNDERS / STOKOE

Baker HONDA - Homechoice Flooring Solutions

IDEAL LAP TIME : 1:53.465 BEST LAP TIME : 1:53.465 DIFFERENCE : 0.000

LAP	SECTOR 1	SECTOR 2	LAP TIME	MPH	DIFF	TIME OF DAY
1 -		30.839	2:01.042	80.06	7.577	16:11:01.437
2 -	1:23.129	30.810	1:53.939 (2)	85.05	0.474	16:12:55.376
3 -	1:23.748	30.973	1:54.721	84.47	1.256	16:14:50.097
4 -	1:23.331	30.883	1:54.214 (3)	84.85	0.749	16:16:44.311
5 -	1:23.890	30.725	1:54.615	84.55	1.150	16:18:38.926
6 -	***1:22.902***	***30.563***	***1:53.465 (1)***	***85.41***		***16:20:32.391***
7 -	1:25.108	31.708	1:56.816	82.96	3.351	16:22:29.207

P12 69 F2 LAMBERT / JEVANS

Honda LCR - graham anne ward

IDEAL LAP TIME : 1:55.551 BEST LAP TIME : 1:55.724 DIFFERENCE : 0.173

LAP	SECTOR 1	SECTOR 2	LAP TIME	MPH	DIFF	TIME OF DAY
1 -		31.355	2:04.275	77.98	8.551	16:11:04.670
2 -	***1:24.346***	31.424	1:55.770 (2)	83.71	0.046	16:13:00.440
3 -	1:24.759	31.811	1:56.570	83.13	0.846	16:14:57.010
4 -	1:24.693	31.390	1:56.083	83.48	0.359	16:16:53.093
5 -	1:24.519	***31.205***	***1:55.724 (1)***	***83.74***		***16:18:48.817***
6 -	1:24.515	31.496	1:56.011 (3)	83.53	0.287	16:20:44.828
7 -	1:24.556	31.970	1:56.526	83.16	0.802	16:22:41.354

P13 37 F2 MORPHET / RYDER

LCR/Suzuki SIDECAR -

IDEAL LAP TIME : 1:56.300 BEST LAP TIME : 1:56.300 DIFFERENCE : 0.000

LAP	SECTOR 1	SECTOR 2	LAP TIME	MPH	DIFF	TIME OF DAY
1 -		32.286	2:07.069	76.26	10.769	16:11:07.464
2 -	1:26.895	32.232	1:59.127	81.35	2.827	16:13:06.591
3 -	1:26.132	31.904	1:58.036	82.10	1.736	16:15:04.627
4 -	1:26.567	31.314	1:57.881 (3)	82.21	1.581	16:17:02.508
5 -	***1:25.098***	***31.202***	***1:56.300 (1)***	***83.33***		***16:18:58.808***
6 -	1:26.299	31.730	1:58.029	82.10	1.729	16:20:56.837
7 -	1:25.777	31.269	1:57.046 (2)	82.79	0.746	16:22:53.883

P14 8 F2 ILARIA / LACE

Christie Engineering 600 - Powerhouse

IDEAL LAP TIME : 1:54.951 BEST LAP TIME : 1:55.015 DIFFERENCE : 0.064

LAP	SECTOR 1	SECTOR 2	LAP TIME	MPH	DIFF	TIME OF DAY
1 -		32.981	2:11.650	73.61	16.635	16:11:12.045
2 -	1:26.016	31.851	1:57.867	82.22	2.852	16:13:09.912
3 -	1:24.783	31.653	1:56.436 (2)	83.23	1.421	16:15:06.348
4 -	1:25.985	32.797	1:58.782	81.58	3.767	16:17:05.130
5 -	***1:23.607***	31.408	***1:55.015 (1)***	***84.26***		***16:19:00.145***
6 -	1:24.849	32.244	1:57.093 (3)	82.76	2.078	16:20:57.238
7 -	1:25.915	***31.344***	1:57.259	82.64	2.244	16:22:54.497

P15 28 F2 COSTELLO / SMITH

LCR Kawasaki - GALGORM RESORT

IDEAL LAP TIME : 1:56.363 BEST LAP TIME : 1:56.942 DIFFERENCE : 0.579

LAP	SECTOR 1	SECTOR 2	LAP TIME	MPH	DIFF	TIME OF DAY
1 -		31.782	2:07.832	75.81	10.890	16:11:08.227
2 -	1:26.905	31.831	1:58.736	81.62	1.794	16:13:06.963
3 -	***1:25.284***	31.834	1:57.118 (2)	82.74	0.176	16:15:04.081
4 -	1:25.908	31.280	1:57.188 (3)	82.69	0.246	16:17:01.269
5 -	1:25.863	***31.079***	***1:56.942 (1)***	***82.87***		***16:18:58.211***
6 -	1:26.240	31.644	1:57.884	82.21	0.942	16:20:56.095
7 -	1:27.222	31.388	1:58.610	81.70	1.668	16:22:54.705

Weather / Track : Sunny / Dry

Oulton Park International: 2.6920 miles
Date: 05/04/2025 Start: 16:09 Finish: 16:21

BMCRC-MRO Championships 2025 - Rnd 2 @ Oulton Park Int

BMCRC F1 & F2 Sidecars

RACE 14 - SECTOR ANALYSIS

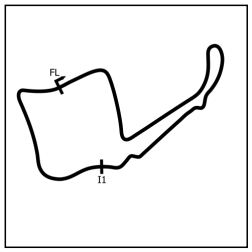

SECTOR 1 = FL to I1, SECTOR 2 = I1 to FL, DIFF = Difference To Personal Best Lap, P = Crossed Finish Line in Pit Lane, D = Time Disallowed

P16 42 F2 CURRIE / PITT

Honda CBR600 -

IDEAL LAP TIME : 1:55.693 BEST LAP TIME : 1:55.861 DIFFERENCE : 0.168

LAP	SECTOR 1	SECTOR 2	LAP TIME	MPH	DIFF	TIME OF DAY
1 -		32.271	2:08.863	75.20	13.002	16:11:09.258
2 -	1:26.991	32.046	1:59.037	81.41	3.176	16:13:08.295
3 -	1:25.724	31.810	1:57.534 (3)	82.45	1.673	16:15:05.829
4 -	1:26.288	33.253	1:59.541	81.07	3.680	16:17:05.370
5 -	1:27.269	32.188	1:59.457	81.12	3.596	16:19:04.827
6 -	***1:24.213***	31.648	***1:55.861 (1)***	***83.64***		***16:21:00.688***
7 -	1:24.493	***31.480***	1:55.973 (2)	83.56	0.112	16:22:56.661

P17 23 F2 THOMAS / SIGSWORTH

Ireson HONDA - Team Walters And Thomas Sidecar racing

IDEAL LAP TIME : 1:57.373 BEST LAP TIME : 1:57.953 DIFFERENCE : 0.580

LAP	SECTOR 1	SECTOR 2	LAP TIME	MPH	DIFF	TIME OF DAY
1 -		32.575	2:06.987	76.31	9.034	16:11:07.382
2 -	1:25.781	***32.172***	***1:57.953 (1)***	***82.16***		***16:13:05.335***
3 -	***1:25.201***	32.887	1:58.088 (2)	82.06	0.135	16:15:03.423
4 -	1:28.496	33.100	2:01.596	79.70	3.643	16:17:05.019
5 -	1:27.206	33.067	2:00.273	80.57	2.320	16:19:05.292
6 -	1:26.325	33.340	1:59.665	80.98	1.712	16:21:04.957
7 -	1:26.892	32.676	1:59.568 (3)	81.05	1.615	16:23:04.525

P18 666 F2 HANKS / KIRK

GLR HONDA CBR 600 - JHM racing / Greg Lambert Racing

IDEAL LAP TIME : 1:57.688 BEST LAP TIME : 1:58.102 DIFFERENCE : 0.414

LAP	SECTOR 1	SECTOR 2	LAP TIME	MPH	DIFF	TIME OF DAY
1 -		32.603	2:09.968	74.56	11.866	16:11:10.363
2 -	1:26.919	32.349	1:59.268 (3)	81.25	1.166	16:13:09.631
3 -	1:26.998	32.335	1:59.333	81.21	1.231	16:15:08.964
4 -	1:27.117	32.313	1:59.430	81.14	1.328	16:17:08.394
5 -	1:26.195	***31.907***	***1:58.102 (1)***	***82.05***		***16:19:06.496***
6 -	***1:25.781***	33.194	1:58.975 (2)	81.45	0.873	16:21:05.471
7 -	1:27.002	32.526	1:59.528	81.07	1.426	16:23:04.999

P19 26 F2 KING / MILLER

Lumley Ireson - Townsend Motors

IDEAL LAP TIME : 1:59.858 BEST LAP TIME : 2:00.282 DIFFERENCE : 0.424

LAP	SECTOR 1	SECTOR 2	LAP TIME	MPH	DIFF	TIME OF DAY
1 -		32.428	2:10.758	74.11	10.476	16:11:11.153
2 -	1:28.327	***32.094***	2:00.421 (3)	80.47	0.139	16:13:11.574
3 -	1:28.069	32.213	***2:00.282 (1)***	***80.57***		***16:15:11.856***
4 -	***1:27.764***	32.541	2:00.305 (2)	80.55	0.023	16:17:12.161
5 -	1:28.658	32.592	2:01.250	79.92	0.968	16:19:13.411
6 -	1:29.255	32.930	2:02.185	79.31	1.903	16:21:15.596
7 -	1:29.564	32.584	2:02.148	79.34	1.866	16:23:17.744

P20 48 F2 BINGHAM / FAIRHURST

Wintec/Ryde RYDE F2 - Wintec Racing/Ryde F2

IDEAL LAP TIME : 2:02.491 BEST LAP TIME : 2:03.034 DIFFERENCE : 0.543

LAP	SECTOR 1	SECTOR 2	LAP TIME	MPH	DIFF	TIME OF DAY
1 -		***33.600***	2:13.002	72.86	9.968	16:11:13.397
2 -	***1:28.891***	34.143	***2:03.034 (1)***	***78.76***		***16:13:16.431***
3 -	1:30.490	35.330	2:05.820	77.02	2.786	16:15:22.251
4 -	1:30.802	34.294	2:05.096	77.47	2.062	16:17:27.347
5 -	1:30.076	33.919	2:03.995 (3)	78.15	0.961	16:19:31.342
6 -	1:30.299	34.104	2:04.403	77.90	1.369	16:21:35.745
7 -	1:29.339	34.221	2:03.560 (2)	78.43	0.526	16:23:39.305

Weather / Track : Sunny / Dry

Oulton Park International: 2.6920 miles
Date: 05/04/2025 Start: 16:09 Finish: 16:21

BMCRC-MRO Championships 2025 - Rnd 2 @ Oulton Park Int

BMCRC F1 & F2 Sidecars

RACE 14 - SECTOR ANALYSIS

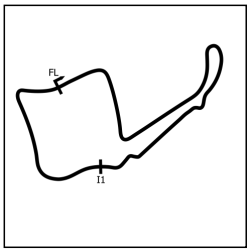

SECTOR 1 = FL to I1, SECTOR 2 = I1 to FL, DIFF = Difference To Personal Best Lap, P = Crossed Finish Line in Pit Lane, D = Time Disallowed

P21 71 F2 BANISTER / PORTER

MRE Suzuki GSXR 600 K7 - Fine Cut Developments

IDEAL LAP TIME : 2:08.280 BEST LAP TIME : 2:08.280 DIFFERENCE : 0.000

LAP	SECTOR 1	SECTOR 2	LAP TIME	MPH	DIFF	TIME OF DAY
1 -		35.134	2:18.034	70.20	9.754	16:11:18.429
2 -	***1:33.395***	***34.885***	***2:08.280 (1)***	***75.54***		***16:13:26.709***
3 -	1:34.566	35.618	2:10.184 **(2)**	74.44	1.904	16:15:36.893
4 -	1:35.309	35.980	2:11.289 **(3)**	73.81	3.009	16:17:48.182
5 -	1:37.161	35.898	2:13.059	72.83	4.779	16:20:01.241
6 -	1:35.332	36.785	2:12.117	73.35	3.837	16:22:13.358

P22 100 F1 HOLLAND / STEVENS

- Team JH Racing

IDEAL LAP TIME : 1:55.747 BEST LAP TIME : 1:56.324 DIFFERENCE : 0.577

LAP	SECTOR 1	SECTOR 2	LAP TIME	MPH	DIFF	TIME OF DAY
1 -		32.259	2:09.015	75.11	12.691	16:11:09.410
2 -	1:25.490	***31.520***	1:57.010	82.82	0.686	16:13:06.420
3 -	1:24.316	32.116	1:56.432 **(2)**	83.23	0.108	16:15:02.852
4 -	***1:24.227***	32.097	***1:56.324 (1)***	***83.31***		***16:16:59.176***
5 -	1:24.776	32.056	1:56.832 **(3)**	82.95	0.508	16:18:56.008
6 -	1:25.814	IN PIT	2:05.252 **P**	77.37	8.928	16:21:01.260

P23 66 F2 A. CROWE / PARKER

SUZUKI GSXR - Sunchemical

IDEAL LAP TIME : 2:05.502 BEST LAP TIME : 2:06.070 DIFFERENCE : 0.568

LAP	SECTOR 1	SECTOR 2	LAP TIME	MPH	DIFF	TIME OF DAY
1 -		***33.630***	2:15.728	71.40	9.658	16:11:16.123
2 -	1:32.358	33.712	***2:06.070 (1)***	***76.87***		***16:13:22.193***
3 -	1:32.129	35.279	2:07.408	76.06	1.338	16:15:29.601
4 -	1:32.209	34.027	2:06.236 **(3)**	76.77	0.166	16:17:35.837
5 -	***1:31.872***	34.266	2:06.138 **(2)**	76.83	0.068	16:19:41.975
6 -	1:36.818	IN PIT	2:28.215 **P**	65.38	22.145	16:22:10.190

P24 1 F2 R. CROWE / C. CROWE

HCR TRIUMPH 675 - Northern Fuels

IDEAL LAP TIME : 1:49.349 BEST LAP TIME : 1:49.510 DIFFERENCE : 0.161

LAP	SECTOR 1	SECTOR 2	LAP TIME	MPH	DIFF	TIME OF DAY
1 -		30.081	1:55.794	83.69	6.284	16:10:56.189
2 -	1:19.970	***29.540***	***1:49.510 (1)***	***88.49***		***16:12:45.699***
3 -	***1:19.809***	IN PIT	1:59.254 **P**	81.26	9.744	16:14:44.953

P25 4 F1 PEACH / HOPE

LCR - Lifesafety Motorsport

IDEAL LAP TIME : 1:51.186 BEST LAP TIME : 1:51.186 DIFFERENCE : 0.000

LAP	SECTOR 1	SECTOR 2	LAP TIME	MPH	DIFF	TIME OF DAY
1 -		30.659	1:58.757	81.60	7.571	16:10:59.152
2 -	***1:20.593***	***30.593***	***1:51.186 (1)***	***87.16***		***16:12:50.338***
3 -	1:27.975	IN PIT	2:55.804 **P**	55.12	1:04.618	16:15:46.142

P26 5 F1 BIGGS / SMITH

LCR Yamaha - Express Tyre Service/Santander Salt

IDEAL LAP TIME : 1:50.562 BEST LAP TIME : DIFFERENCE :

LAP	SECTOR 1	SECTOR 2	LAP TIME	MPH	DIFF	TIME OF DAY
1 -		***30.023***	1:56.600	83.11		16:10:56.995
2 -	***1:20.539***	IN PIT	1:57.520 **P**	82.46		16:12:54.515

BMCRC-MRO Championships 2025 - Rnd 2 @ Oulton Park Int

BMCRC F1 & F2 Sidecars

RACE 14 - BEST SECTORS

	SECTOR 1		SECTOR 2	
POS	NO	TIME	NO	TIME
1	84	1:16.973	84	29.149
2	68	1:18.386	1	29.540
3	27	1:18.639	68	29.636
4	1	1:19.809	27	29.715
5	95	1:19.819	72	29.765
6	72	1:19.957	95	29.942
7	99	1:20.523	5	30.023
8	5	1:20.539	93	30.404
9	4	1:20.593	99	30.512
10	93	1:20.827	96	30.563
11	32	1:21.783	101	30.566
12	101	1:22.012	4	30.593
13	65	1:22.106	32	30.680
14	96	1:22.902	65	30.805
15	8	1:23.607	28	31.079
16	42	1:24.213	37	31.202
17	100	1:24.227	69	31.205
18	69	1:24.346	8	31.344
19	37	1:25.098	42	31.480
20	23	1:25.201	100	31.520
21	28	1:25.284	666	31.907
22	666	1:25.781	26	32.094
23	26	1:27.764	23	32.172
24	48	1:28.891	48	33.600
25	66	1:31.872	66	33.630
26	71	1:33.395	71	34.885
27				
28				

IDEAL / BEST COMPARISON

POS	NO	NAME	IDEAL	BEST	DIFF
		PERFECT LAP	1:46.122		
1	84	S. LAIDLOW / J. LAIDLOW	1:46.122	1:46.507	0.385
2	68	BELL / HYDE	1:48.022	1:48.022	0.000
3	27	KIRBY / SALMON	1:48.354	1:48.511	0.157
4	1	R. CROWE / C. CROWE	1:49.349	1:49.510	0.161
5	72	WALMSLEY / FOUNDS	1:49.722	1:49.722	0.000
6	95	BLACKSTOCK / LAWRENCE	1:49.761	1:49.784	0.023
7	5	BIGGS / SMITH			
8	99	S. RAMSDEN / M. RAMSDEN	1:51.035	1:51.769	0.734
9	4	PEACH / HOPE	1:51.186	1:51.186	0.000
10	93	HOLDEN / ROBERTS	1:51.231	1:52.030	0.799
11	32	W. SMITH / A. SMITH	1:52.463	1:52.463	0.000
12	101	WAKLEY / HILDIGE	1:52.578	1:52.880	0.302
13	65	FAIERS / FOX	1:52.911	1:53.267	0.356
14	96	SAUNDERS / STOKOE	1:53.465	1:53.465	0.000
15	8	ILARIA / LACE	1:54.951	1:55.015	0.064
16	69	LAMBERT / JEVANS	1:55.551	1:55.724	0.173
17	42	CURRIE / PITT	1:55.693	1:55.861	0.168
18	100	HOLLAND / STEVENS	1:55.747	1:56.324	0.577
19	37	MORPHET / RYDER	1:56.300	1:56.300	0.000
20	28	COSTELLO / SMITH	1:56.363	1:56.942	0.579
21	23	THOMAS / SIGSWORTH	1:57.373	1:57.953	0.580
22	666	HANKS / KIRK	1:57.688	1:58.102	0.414
23	26	KING / MILLER	1:59.858	2:00.282	0.424
24	48	BINGHAM / FAIRHURST	2:02.491	2:03.034	0.543
25	66	A. CROWE / PARKER	2:05.502	2:06.070	0.568
26	71	BANISTER / PORTER	2:08.280	2:08.280	0.000

Weather / Track : Sunny / Dry

Oulton Park International: 2.6920 miles
Date: 05/04/2025 Start: 16:09 Finish: 16:21

Results can be found at www.tsl-timing.com

Printed - 16:23 Saturday, 05 April 2025

BMCRC-MRO Championships 2025 - Rnd 2 @ Oulton Park Int

BMCRC F1 & F2 Sidecars

RACE 14 - STATISTICS

Competitors Started	26
Planned Start	2025-04-05 @ 16:00:00.000
Actual Start	2025-04-05 @ 16:09:00.394
Finish Time	2025-04-05 @ 16:21:47.213
Track Length	2.6920mi.
Total Laps	166
Total Distance Covered	446.8767mi.

Session Fastest Lap History

NO	CL	NAME	LAP TIME	TIME OF DAY	LAP	VEHICLE
27	F1	**KIRBY / SALMON**	**1:49.522**	16:12:43.970	2	ARS Yamaha F600
68	F1	**BELL / HYDE**	**1:49.450**	16:12:45.270	2	LCR YAMAHA
27	F1	**KIRBY / SALMON**	**1:48.632**	16:14:32.603	3	ARS Yamaha F600
68	F1	**BELL / HYDE**	**1:48.022**	16:14:33.292	3	LCR YAMAHA
84	F1	**S. LAIDLOW / J. LAIDLOW**	**1:47.818**	16:14:39.180	3	LCR F600
84	F1	**S. LAIDLOW / J. LAIDLOW**	**1:46.658**	16:16:25.837	4	LCR F600
84	F1	**S. LAIDLOW / J. LAIDLOW**	**1:46.507**	16:18:12.345	5	LCR F600

Session Leader History

NO	CL	NAME	FROM LAP	LAPS LED	DISTANCE	VEHICLE
27	F1	**KIRBY / SALMON**	1	6	16.15 miles	ARS Yamaha F600
84	F1	**S. LAIDLOW / J. LAIDLOW**	7	1	2.69 miles	LCR F600

Flag History

TYPE	TIME OF DAY
GREEN	16:09:00.394
FINISH	16:21:47.213

Flag Statistics

TYPE	COUNT	TOTAL LAPS	TOTAL TIME
Green	1	7	14:44.398
Red	0	0	0.000
Safety Car	0	0	0.000
FCY	0	0	0.000

Weather / Track : Sunny / Dry

Oulton Park International: 2.6920 miles
Date: 05/04/2025 Start: 16:09 Finish: 16:21

BMCRC-MRO Championships 2025 - Rnd 2 @ Oulton Park Int

BMCRC F1 & F2 Sidecars

RACE 14 - STATISTICS

CLASS : F1

9 Starters

Fastest Lap History

NO	NAME	LAP TIME	TIME OF DAY	LAP	VEHICLE
27	**KIRBY / SALMON**	**1:49.522**	16:12:43.970	2	ARS Yamaha F600
68	**BELL / HYDE**	**1:49.450**	16:12:45.270	2	LCR YAMAHA
27	**KIRBY / SALMON**	**1:48.632**	16:14:32.603	3	ARS Yamaha F600
68	**BELL / HYDE**	**1:48.022**	16:14:33.292	3	LCR YAMAHA
84	**S. LAIDLOW / J. LAIDLOW**	**1:47.818**	16:14:39.180	3	LCR F600
84	**S. LAIDLOW / J. LAIDLOW**	**1:46.658**	16:16:25.837	4	LCR F600
84	**S. LAIDLOW / J. LAIDLOW**	**1:46.507**	16:18:12.345	5	LCR F600

Leader History

NO	NAME	FROM LAP	LAPS LED	DISTANCE	VEHICLE
27	**KIRBY / SALMON**	1	6	16.15 miles	ARS Yamaha F600
84	**S. LAIDLOW / J. LAIDLOW**	7	1	2.69 miles	LCR F600

BMCRC-MRO Championships 2025 - Rnd 2 @ Oulton Park Int

BMCRC F1 & F2 Sidecars

RACE 14 - STATISTICS

CLASS : F2

17 Starters

Fastest Lap History

NO	NAME	LAP TIME	TIME OF DAY	LAP	VEHICLE
1	**R. CROWE / C. CROWE**	**1:49.510**	16:12:45.722	2	HCR TRIUMPH 675

Leader History

NO	NAME	FROM LAP	LAPS LED	DISTANCE	VEHICLE
1	**R. CROWE / C. CROWE**	1	2	5.38 miles	HCR TRIUMPH 675
95	**BLACKSTOCK / LAWRENCE**	3	5	13.46 miles	LCR YAMAHA 600

Weather / Track : Sunny / Dry

Oulton Park International: 2.6920 miles
Date: 05/04/2025 Start: 16:09 Finish: 16:21

BMCRC
THUNDERBIKE 500

FYNE AUDIO & SF PARTS THUNDERBIKE 500

BMCRC-MRO Championships – Round 2

Oulton Park International

4th / 5th April 2025

Timing & Results Provided by Timing Solutions Ltd

www.tsl-timing.com

Oulton Park International Circuit

Little Budworth, Tarporley, Cheshire, UK

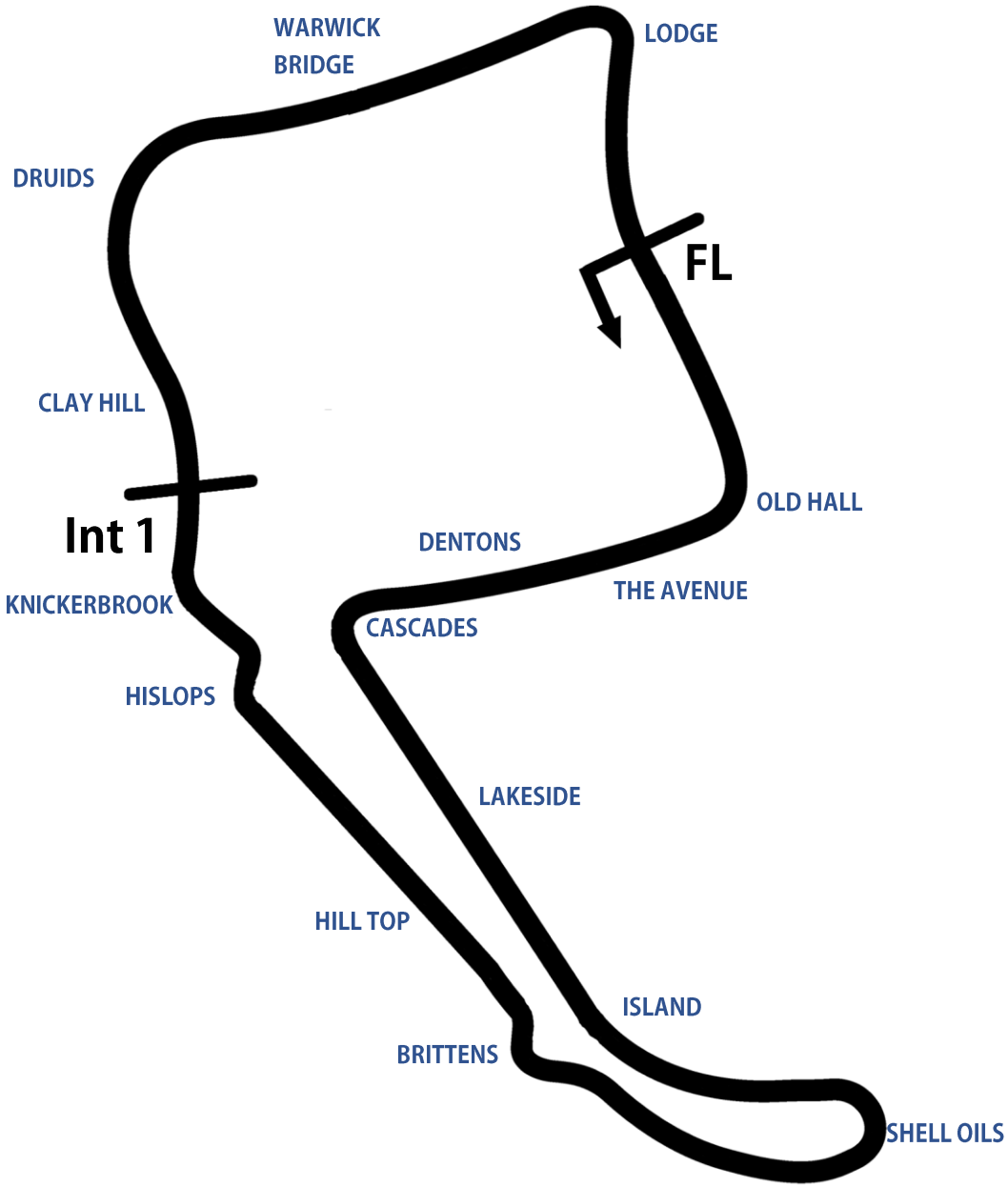

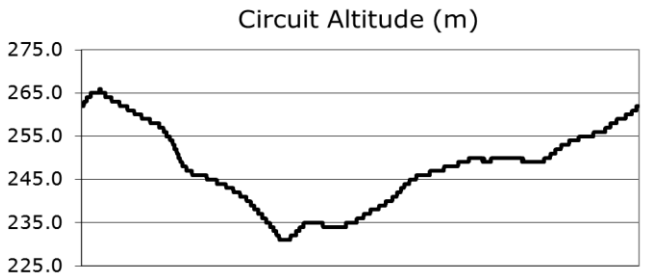

Length	2.6920 miles | 4.332 km | 4332.4m		
FL		53.17997 N	2.61294 W
Int 1	3066m	53.17830 N	2.62040 W
Pit Entry	4314m	53.18011 N	2.61306 W
Pit Exit	180m after FL	53.17836 N	2.61232 W
Pit Entry - Pit Exit	199m, 14.3s @ 50kph, 11.9s @ 60kph		

Results & Live Timing available at – www.tsl-timing.com

Updated - 24/01/2024 11:05

BMCRC-MRO Championships 2025 - Rnd 2 @ Oulton Park Int

BMCRC Thunderbike 500

QUALIFYING - CLASSIFICATION

BMCRC THUNDERBIKE 500

POS	NO	CL	PIC	NAME	ENTRY	TIME	ON	LAPS	GAP	DIFF	MPH
1	165	C2	1	Josh OWENS	Honda CB500 - Jr Performance	1:56.072	5	8			83.49
2	277	C2	2	James LLEWELLYN	Honda CB500 -	1:58.669	5	8	2.597	2.597	81.66
3	87	C1	1	Finn CHALK	Honda CB500 - FCR	1:58.703	4	8	2.631	0.034	81.64
4	83	C2	3	James COTTENHAM	Honda CB500 - Ultra Whippet	1:58.808	7	8	2.736	0.105	81.57
5	243	C2	4	Declan REEVE	Honda CB500 - MS Electrical Ltd	1:59.190	6	7	3.118	0.382	81.30
6	86	C2	5	Max MACRAE	Honda CB500 - MacRae Racing	1:59.500	4	7	3.428	0.310	81.09
7	53	C1	2	Jake KOURTI	Honda CB500 - Red Mist Ltd/ GK Tree Surgeons Ltd/JV	1:59.602	8	8	3.530	0.102	81.02
8	36	C2	6	Fraser HEGINSON	Honda CB500 - Just Pizza & Pasta	1:59.603	4	8	3.531	0.001	81.02
9	23	C2	7	Adrian KERSHAW	Honda CB500 - ADK Racing	1:59.679	4	8	3.607	0.076	80.97
10	44	C2	8	Mark SUGDON	Honda CB500 - Suggy Racing	2:00.867	4	8	4.795	1.188	80.18
11	555	C1	3	James TUCKER (R)	Honda CB500 - Moto CJ Imports	2:01.258	7	8	5.186	0.391	79.92
12	76	C3	1	Ian CARTER	Honda CB500 -	2:02.377	6	8	6.305	1.119	79.19
13	29	C2	9	Robert CARVER	Honda CB500 - SF Parts LTD	2:02.426	6	7	6.354	0.049	79.16
14	93	C3	2	Ryan GREGORY (R)	Honda CB500 - Rob Flint	2:03.112	6	7	7.040	0.686	78.71
15	75	C2	10	Peter WOODALL	Honda CB500 - RevdCoin	2:03.146	7	7	7.074	0.034	78.69
16	7	C2	11	Shaun O'HARA	Honda CB500 - Advanced Vehicle Alarms	2:03.640	6	7	7.568	0.494	78.38
17	31	C1	4	Abigail MARSHALL (R)	Honda CB500 -	2:04.423	4	8	8.351	0.783	77.88
18	8	C3	3	Ryan ARNOLD	Honda CB500 - Newton MOT Racing	2:04.651	5	8	8.579	0.228	77.74
19	22	C3	4	Simon FINCH	Honda CB500 -	2:05.915	7	7	9.843	1.264	76.96
20	777	C2	12	Nick DWYER (R)	Honda CB500 - R Flint Building and Joinery	2:05.979	7	7	9.907	0.064	76.92
21	150	C3	5	Roy WILSON	Honda CB500 - Rother Ride	2:06.022	4	7	9.950	0.043	76.90
22	26	C3	6	Colt DWYER	Honda CB500 - Regal Aluminium	2:06.047	6	7	9.975	0.025	76.88
23	42	C3	7	Gary ADORJAN	Honda CB500 -	2:06.112	3	7	10.040	0.065	76.84
24	626		1	Jamie HORNER	Honda CB500 - TRENT TRACTORS AND MOWERS	2:06.221	6	7	10.149	0.109	76.78
25	184	C3	8	Dean CARVER (R)	Honda CB500 - Helmet city	2:06.304	4	4	10.232	0.083	76.72
26	60	C3	9	Danny GOUGH	Honda CB500 - G Force Motorcycles	2:06.553	6	7	10.481	0.249	76.57
27	15	C3	10	Christopher ROWLAND	Honda CB500 - SF Parts	2:07.058	5	7	10.986	0.505	76.27
28	78	C3	11	Richard DWYER (R)	Honda CB500 - R Flint Building & Joinery	2:07.104	7	7	11.032	0.046	76.24
29	77	C2	13	Wayne DRAKE	Honda CB500 -	2:07.956	7	7	11.884	0.852	75.73
30	169	C2	14	Danny CARTWRIGHT	Honda CB500 - Upwright developments	2:08.231	3	3	12.159	0.275	75.57
31	110	C2	15	Will KEARNEY (R)	Honda CB500 -	2:08.529	7	7	12.457	0.298	75.40
32	99	C3	12	Max MAUD	Honda CB500 - WHAT MOTO	2:09.253	5	6	13.181	0.724	74.97
33	27	C3	13	Richard HAYWARD	Honda CB500 - BC vehicle repairs/ Snap on Tools	2:09.603	6	7	13.531	0.350	74.77
34	59	C3	14	Calvin GRIMES	Honda CB500 - Lustre Coatings ltd	2:11.409	7	7	15.337	1.806	73.74
35	64	C3	15	Robert FLINT (R)	Honda CB500 - R Flint Building And Joinery	2:16.403	6	7	20.331	4.994	71.04
36	65	C2	16	Nigel TERRY	Honda CB500 - NTrap Garage Doors	2:20.356	2	7	24.284	3.953	69.04
37	151	C2	17	Brian MURPHY	Honda CB500 -			1			
38	691	C2	18	Antony CARTWRIGHT	Honda CB500 - Upwright developments			1			

Weather / Track : Cloudy / Dry

These results are provisional until the conclusion of any judicial and technical matters.

Date: 04/04/2025 Start: 10:56 Finish: 11:11

Oulton Park International: 2.6920 miles

Clerk Of Course:	Timekeeper: Craig Smith	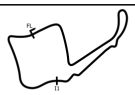

Results can be found at www.tsl-timing.com

Printed - 11:16 Friday, 04 April 2025

BMCRC-MRO Championships 2025 - Rnd 2 @ Oulton Park Int

BMCRC Thunderbike 500

QUALIFYING - SECTOR ANALYSIS

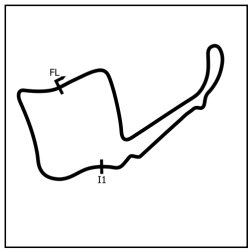

SECTOR 1 = FL to I1, SECTOR 2 = I1 to FL, DIFF = Difference To Personal Best Lap, P = Crossed Finish Line in Pit Lane, D = Time Disallowed

P1 165 C2 Josh OWENS — Honda CB500 - Jr Performance

IDEAL LAP TIME : 1:55.799 BEST LAP TIME : 1:56.072 DIFFERENCE : 0.273

LAP	SECTOR 1	SECTOR 2	LAP TIME	MPH	DIFF	TIME OF DAY
1 -	1:30.949	32.996	2:03.945	78.19	7.873	10:59:01.338
2 -	1:24.515	32.361	1:56.876	82.91	0.804	11:00:58.214
3 -	1:23.778	32.412	1:56.190 (2)	83.40	0.118	11:02:54.404
4 -	1:24.025	32.371	1:56.396	83.26	0.324	11:04:50.800
5 -	1:23.788	***32.284***	***1:56.072 (1)***	***83.49***		***11:06:46.872***
6 -	1:24.359	32.498	1:56.857	82.93	0.785	11:08:43.729
7 -	1:24.267	32.588	1:56.855	82.93	0.783	11:10:40.584
8 -	***1:23.515***	32.854	1:56.369 (3)	83.28	0.297	11:12:36.953

P2 277 C2 James LLEWELLYN — Honda CB500 -

IDEAL LAP TIME : 1:58.397 BEST LAP TIME : 1:58.669 DIFFERENCE : 0.272

LAP	SECTOR 1	SECTOR 2	LAP TIME	MPH	DIFF	TIME OF DAY
1 -	1:33.574	34.295	2:07.869	75.79	9.200	10:59:02.093
2 -	1:28.147	32.945	2:01.092	80.03	2.423	11:01:03.185
3 -	1:27.050	32.998	2:00.048	80.72	1.379	11:03:03.233
4 -	1:26.600	33.041	1:59.641	81.00	0.972	11:05:02.874
5 -	***1:25.700***	32.969	***1:58.669 (1)***	***81.66***		***11:07:01.543***
6 -	1:28.155	***32.697***	2:00.852	80.19	2.183	11:09:02.395
7 -	1:26.313	33.147	1:59.460 (3)	81.12	0.791	11:11:01.855
8 -	1:26.260	33.183	1:59.443 (2)	81.13	0.774	11:13:01.298

P3 87 C1 Finn CHALK — Honda CB500 - FCR

IDEAL LAP TIME : 1:58.586 BEST LAP TIME : 1:58.703 DIFFERENCE : 0.117

LAP	SECTOR 1	SECTOR 2	LAP TIME	MPH	DIFF	TIME OF DAY
1 -	1:32.436	33.828	2:06.264	76.75	7.561	10:59:00.868
2 -	1:28.235	33.243	2:01.478	79.77	2.775	11:01:02.346
3 -	1:26.816	32.949	1:59.765 (3)	80.91	1.062	11:03:02.111
4 -	***1:26.041***	32.662	***1:58.703 (1)***	***81.64***		***11:05:00.814***
5 -	1:26.440	33.018	1:59.458 (2)	81.12	0.755	11:07:00.272
6 -	1:28.998	32.769	2:01.767	79.58	3.064	11:09:02.039
7 -	1:27.983	***32.545***	2:00.528	80.40	1.825	11:11:02.567
8 -	1:26.770	33.420	2:00.190	80.63	1.487	11:13:02.757

P4 83 C2 James COTTENHAM — Honda CB500 - Ultra Whippet

IDEAL LAP TIME : 1:58.693 BEST LAP TIME : 1:58.808 DIFFERENCE : 0.115

LAP	SECTOR 1	SECTOR 2	LAP TIME	MPH	DIFF	TIME OF DAY
1 -	1:32.414	33.120	2:05.534	77.20	6.726	10:59:01.927
2 -	1:27.437	32.894	2:00.331	80.53	1.523	11:01:02.258
3 -	1:26.778	32.896	1:59.674	80.98	0.866	11:03:01.932
4 -	1:26.265	32.850	1:59.115 (2)	81.36	0.307	11:05:01.047
5 -	1:27.423	33.193	2:00.616	80.34	1.808	11:07:01.663
6 -	1:29.015	32.706	2:01.721	79.61	2.913	11:09:03.384
7 -	1:26.253	***32.555***	***1:58.808 (1)***	***81.57***		***11:11:02.192***
8 -	***1:26.138***	33.419	1:59.557 (3)	81.06	0.749	11:13:01.749

P5 243 C2 Declan REEVE — Honda CB500 - MS Electrical Ltd

IDEAL LAP TIME : 1:59.190 BEST LAP TIME : 1:59.190 DIFFERENCE : 0.000

LAP	SECTOR 1	SECTOR 2	LAP TIME	MPH	DIFF	TIME OF DAY
1 -	1:34.308	34.261	2:08.569	75.37	9.379	10:59:13.081
2 -	1:28.589	34.324	2:02.913	78.84	3.723	11:01:15.994
3 -	1:39.334	33.821	2:13.155	72.78	13.965	11:03:29.149
4 -	1:27.771	33.036	2:00.807 (3)	80.22	1.617	11:05:29.956
5 -	1:26.911	33.277	2:00.188 (2)	80.63	0.998	11:07:30.144
6 -	***1:26.360***	***32.830***	***1:59.190 (1)***	***81.30***		***11:09:29.334***
7 -	1:32.404	IN PIT	2:15.687 P	71.42	16.497	11:11:45.021

Weather / Track : Cloudy / Dry

Oulton Park International: 2.6920 miles
Date: 04/04/2025 Start: 10:56 Finish: 11:11

BMCRC-MRO Championships 2025 - Rnd 2 @ Oulton Park Int

BMCRC Thunderbike 500

QUALIFYING - SECTOR ANALYSIS

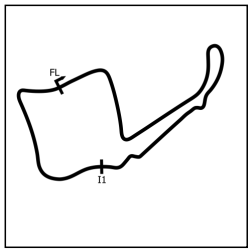

SECTOR 1 = FL to I1, SECTOR 2 = I1 to FL, DIFF = Difference To Personal Best Lap, P = Crossed Finish Line in Pit Lane, D = Time Disallowed

P6 86 C2 Max MACRAE

Honda CB500 - MacRae Racing

IDEAL LAP TIME : 1:20.987 BEST LAP TIME : 1:59.500 DIFFERENCE : 38.513

LAP	SECTOR 1	SECTOR 2	LAP TIME	MPH	DIFF	TIME OF DAY
1 -	1:33.525	33.395	2:06.920	76.35	7.420	10:59:04.495
2 -	1:28.271	33.017	2:01.288	79.90	1.788	11:01:05.783
3 -	1:27.034	33.419	2:00.453	80.45	0.953	11:03:06.236
4 -	1:26.597	32.903	***1:59.500*** **(1)**	***81.09***		***11:05:05.736***
5 -	1:26.409	33.758	2:00.167 **(2)**	80.64	0.667	11:07:05.903
6 -	1:27.643	***32.770***	2:00.413 **(3)**	80.48	0.913	11:09:06.316
7 -	1:29.893	IN PIT	3:30.028 **P**	46.14	1:30.528	11:12:36.344

P7 53 C1 Jake KOURTI

Honda CB500 - Red Mist Ltd/ GK Tree Surgeons Ltd/JWG Motor

IDEAL LAP TIME : 1:59.549 BEST LAP TIME : 1:59.602 DIFFERENCE : 0.053

LAP	SECTOR 1	SECTOR 2	LAP TIME	MPH	DIFF	TIME OF DAY
1 -	1:33.173	33.520	2:06.693	76.49	7.091	10:59:01.665
2 -	1:28.247	***32.637***	2:00.884	80.17	1.282	11:01:02.549
3 -	1:27.618	32.669	2:00.287	80.56	0.685	11:03:02.836
4 -	1:27.474	32.807	2:00.281	80.57	0.679	11:05:03.117
5 -	1:27.134	33.031	2:00.165 **(3)**	80.64	0.563	11:07:03.282
6 -	1:28.936	32.653	2:01.589	79.70	1.987	11:09:04.871
7 -	***1:26.912***	32.877	1:59.789 **(2)**	80.90	0.187	11:11:04.660
8 -	1:26.925	32.677	***1:59.602*** **(1)**	***81.02***		***11:13:04.262***

P8 36 C2 Fraser HEGINSON

Honda CB500 - Just Pizza & Pasta

IDEAL LAP TIME : 1:59.593 BEST LAP TIME : 1:59.603 DIFFERENCE : 0.010

LAP	SECTOR 1	SECTOR 2	LAP TIME	MPH	DIFF	TIME OF DAY
1 -	1:33.231	34.113	2:07.344	76.10	7.741	10:59:04.048
2 -	1:28.556	33.274	2:01.830	79.54	2.227	11:01:05.878
3 -	1:27.435	33.346	2:00.781	80.23	1.178	11:03:06.659
4 -	***1:26.504***	33.099	***1:59.603*** **(1)**	***81.02***		***11:05:06.262***
5 -	1:26.636	33.400	2:00.036	80.73	0.433	11:07:06.298
6 -	1:26.787	33.123	1:59.910 **(3)**	80.82	0.307	11:09:06.208
7 -	1:28.021	33.363	2:01.384	79.84	1.781	11:11:07.592
8 -	1:26.551	***33.089***	1:59.640 **(2)**	81.00	0.037	11:13:07.232

P9 23 C2 Adrian KERSHAW

Honda CB500 - ADK Racing

IDEAL LAP TIME : 1:59.494 BEST LAP TIME : 1:59.679 DIFFERENCE : 0.185

LAP	SECTOR 1	SECTOR 2	LAP TIME	MPH	DIFF	TIME OF DAY
1 -	1:34.211	33.931	2:08.142	75.62	8.463	10:59:14.537
2 -	1:28.567	33.167	2:01.734	79.61	2.055	11:01:16.271
3 -	1:28.277	33.253	2:01.530	79.74	1.851	11:03:17.801
4 -	***1:26.436***	33.243	***1:59.679*** **(1)**	***80.97***		***11:05:17.480***
5 -	1:26.766	33.351	2:00.117	80.68	0.438	11:07:17.597
6 -	1:26.797	***33.058***	1:59.855 **(2)**	80.85	0.176	11:09:17.452
7 -	1:26.851	33.257	2:00.108	80.68	0.429	11:11:17.560
8 -	1:26.654	33.254	1:59.908 **(3)**	80.82	0.229	11:13:17.468

P10 44 C2 Mark SUGDON

Honda CB500 - Suggy Racing

IDEAL LAP TIME : 2:00.636 BEST LAP TIME : 2:00.867 DIFFERENCE : 0.231

LAP	SECTOR 1	SECTOR 2	LAP TIME	MPH	DIFF	TIME OF DAY
1 -	1:34.711	34.145	2:08.856	75.21	7.989	10:59:14.223
2 -	1:29.121	33.348	2:02.469	79.13	1.602	11:01:16.692
3 -	1:28.674	***33.148***	2:01.822	79.55	0.955	11:03:18.514
4 -	1:27.646	33.221	***2:00.867*** **(1)**	***80.18***		***11:05:19.381***
5 -	1:27.764	33.304	2:01.068 **(2)**	80.04	0.201	11:07:20.449
6 -	***1:27.488***	33.772	2:01.260 **(3)**	79.92	0.393	11:09:21.709
7 -	1:28.364	34.266	2:02.630	79.02	1.763	11:11:24.339
8 -	1:29.155	IN PIT	2:08.898 **P**	75.18	8.031	11:13:33.237

Weather / Track : Cloudy / Dry

Oulton Park International: 2.6920 miles
Date: 04/04/2025 Start: 10:56 Finish: 11:11

BMCRC-MRO Championships 2025 - Rnd 2 @ Oulton Park Int

BMCRC Thunderbike 500

QUALIFYING - SECTOR ANALYSIS

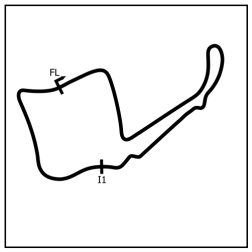

SECTOR 1 = FL to I1, SECTOR 2 = I1 to FL, DIFF = Difference To Personal Best Lap, P = Crossed Finish Line in Pit Lane, D = Time Disallowed

P11 555 C1 James TUCKER (R)

Honda CB500 - Moto CJ Imports

IDEAL LAP TIME : 2:01.020 BEST LAP TIME : 2:01.258 DIFFERENCE : 0.238

LAP	SECTOR 1	SECTOR 2	LAP TIME	MPH	DIFF	TIME OF DAY
1 -	1:36.225	34.163	2:10.388	74.32	9.130	10:59:15.250
2 -	1:29.627	33.768	2:03.395	78.53	2.137	11:01:18.645
3 -	1:29.025	33.356	2:02.381 **(3)**	79.18	1.123	11:03:21.026
4 -	***1:27.773***	33.719	2:01.492 **(2)**	79.76	0.234	11:05:22.518
5 -	1:28.865	33.876	2:02.741	78.95	1.483	11:07:25.259
6 -	1:29.310	33.962	2:03.272	78.61	2.014	11:09:28.531
7 -	1:27.875	33.383	***2:01.258*** **(1)**	***79.92***		***11:11:29.789***
8 -	1:29.455	***33.247***	2:02.702	78.98	1.444	11:13:32.491

P12 76 C3 Ian CARTER

Honda CB500 -

IDEAL LAP TIME : 2:02.321 BEST LAP TIME : 2:02.377 DIFFERENCE : 0.056

LAP	SECTOR 1	SECTOR 2	LAP TIME	MPH	DIFF	TIME OF DAY
1 -	1:36.078	35.036	2:11.114	73.91	8.737	10:59:04.689
2 -	1:29.074	***33.693***	2:02.767 **(3)**	78.94	0.390	11:01:07.456
3 -	1:28.677	33.980	2:02.657 **(2)**	79.01	0.280	11:03:10.113
4 -	1:29.837	34.611	2:04.448	77.87	2.071	11:05:14.561
5 -	1:30.489	34.052	2:04.541	77.81	2.164	11:07:19.102
6 -	***1:28.628***	33.749	***2:02.377*** **(1)**	***79.19***		***11:09:21.479***
7 -	1:29.820	35.128	2:04.948	77.56	2.571	11:11:26.427
8 -	1:30.481	34.641	2:05.122	77.45	2.745	11:13:31.549

P13 29 C2 Robert CARVER

Honda CB500 - SF Parts LTD

IDEAL LAP TIME : 2:02.406 BEST LAP TIME : 2:02.426 DIFFERENCE : 0.020

LAP	SECTOR 1	SECTOR 2	LAP TIME	MPH	DIFF	TIME OF DAY
1 -	1:37.585	33.851	2:11.436	73.73	9.010	10:59:30.842
2 -	1:31.376	33.777	2:05.153	77.43	2.727	11:01:35.995
3 -	1:31.064	34.188	2:05.252	77.37	2.826	11:03:41.247
4 -	1:28.712	34.254	2:02.966 **(2)**	78.81	0.540	11:05:44.213
5 -	1:29.492	***33.740***	2:03.232 **(3)**	78.64	0.806	11:07:47.445
6 -	***1:28.666***	33.760	***2:02.426*** **(1)**	***79.16***		***11:09:49.871***
7 -	1:30.617	34.298	2:04.915	77.58	2.489	11:11:54.786

P14 93 C3 Ryan GREGORY (R)

Honda CB500 - Rob Flint

IDEAL LAP TIME : 2:02.912 BEST LAP TIME : 2:03.112 DIFFERENCE : 0.200

LAP	SECTOR 1	SECTOR 2	LAP TIME	MPH	DIFF	TIME OF DAY
1 -	1:39.125	36.869	2:15.994	71.26	12.882	10:59:23.962
2 -	1:33.225	34.937	2:08.162	75.61	5.050	11:01:32.124
3 -	1:32.038	35.529	2:07.567	75.97	4.455	11:03:39.691
4 -	1:30.717	34.561	2:05.278	77.35	2.166	11:05:44.969
5 -	1:29.681	***34.313***	2:03.994 **(3)**	78.15	0.882	11:07:48.963
6 -	***1:28.599***	34.513	***2:03.112*** **(1)**	***78.71***		***11:09:52.075***
7 -	1:29.476	34.341	2:03.817 **(2)**	78.27	0.705	11:11:55.892

P15 75 C2 Peter WOODALL

Honda CB500 - RevdCoin

IDEAL LAP TIME : 2:03.093 BEST LAP TIME : 2:03.146 DIFFERENCE : 0.053

LAP	SECTOR 1	SECTOR 2	LAP TIME	MPH	DIFF	TIME OF DAY
1 -	1:38.809	34.944	2:13.753	72.45	10.607	10:59:34.413
2 -	1:31.336	33.961	2:05.297	77.34	2.151	11:01:39.710
3 -	1:29.779	34.985	2:04.764	77.67	1.618	11:03:44.474
4 -	1:29.858	***33.847***	2:03.705 **(3)**	78.34	0.559	11:05:48.179
5 -	1:29.946	33.950	2:03.896	78.22	0.750	11:07:52.075
6 -	1:29.588	34.072	2:03.660 **(2)**	78.37	0.514	11:09:55.735
7 -	***1:29.246***	33.900	***2:03.146*** **(1)**	***78.69***		***11:11:58.881***

Weather / Track : Cloudy / Dry

Oulton Park International: 2.6920 miles
Date: 04/04/2025 Start: 10:56 Finish: 11:11

BMCRC-MRO Championships 2025 - Rnd 2 @ Oulton Park Int

BMCRC Thunderbike 500

QUALIFYING - SECTOR ANALYSIS

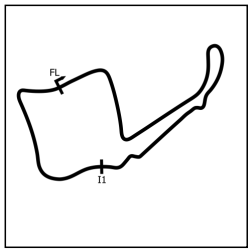

SECTOR 1 = FL to I1, SECTOR 2 = I1 to FL, DIFF = Difference To Personal Best Lap, P = Crossed Finish Line in Pit Lane, D = Time Disallowed

P16 7 C2 Shaun O'HARA Honda CB500 - Advanced Vehicle Alarms

IDEAL LAP TIME : 2:03.083 BEST LAP TIME : 2:03.640 DIFFERENCE : 0.557

LAP	SECTOR 1	SECTOR 2	LAP TIME	MPH	DIFF	TIME OF DAY
1 -	1:35.501	34.221	2:09.722	74.70	6.082	10:59:29.261
2 -	1:30.827	***33.866***	2:04.693	77.72	1.053	11:01:33.954
3 -	1:30.091	34.344	2:04.435	77.88	0.795	11:03:38.389
4 -	1:29.900	33.990	2:03.890 **(3)**	78.22	0.250	11:05:42.279
5 -	1:29.629	34.135	2:03.764 **(2)**	78.30	0.124	11:07:46.043
6 -	***1:29.217***	34.423	***2:03.640*** **(1)**	***78.38***		***11:09:49.683***
7 -	1:30.754	34.613	2:05.367	77.30	1.727	11:11:55.050

P17 31 C1 Abigail MARSHALL (R) Honda CB500 -

IDEAL LAP TIME : 2:04.368 BEST LAP TIME : 2:04.423 DIFFERENCE : 0.055

LAP	SECTOR 1	SECTOR 2	LAP TIME	MPH	DIFF	TIME OF DAY
1 -	1:37.956	34.541	2:12.497	73.14	8.074	10:59:09.276
2 -	1:32.349	34.203	2:06.552	76.57	2.129	11:01:15.828
3 -	1:31.204	33.907	2:05.111	77.46	0.688	11:03:20.939
4 -	1:30.538	***33.885***	***2:04.423*** **(1)**	***77.88***		***11:05:25.362***
5 -	1:30.569	34.300	2:04.869 **(3)**	77.61	0.446	11:07:30.231
6 -	***1:30.483***	34.665	2:05.148	77.43	0.725	11:09:35.379
7 -	1:30.574	34.279	2:04.853 **(2)**	77.62	0.430	11:11:40.232
8 -	1:32.213	34.193	2:06.406	76.66	1.983	11:13:46.638

P18 8 C3 Ryan ARNOLD Honda CB500 - Newton MOT Racing

IDEAL LAP TIME : 2:04.391 BEST LAP TIME : 2:04.651 DIFFERENCE : 0.260

LAP	SECTOR 1	SECTOR 2	LAP TIME	MPH	DIFF	TIME OF DAY
1 -	1:35.620	34.951	2:10.571	74.22	5.920	10:59:05.980
2 -	1:31.825	34.612	2:06.437	76.64	1.786	11:01:12.417
3 -	1:32.132	34.856	2:06.988	76.31	2.337	11:03:19.405
4 -	1:30.524	34.249	2:04.773 **(2)**	77.67	0.122	11:05:24.178
5 -	***1:30.172***	34.479	***2:04.651*** **(1)**	***77.74***		***11:07:28.829***
6 -	1:31.762	34.685	2:06.447	76.64	1.796	11:09:35.276
7 -	1:31.018	34.515	2:05.533	77.20	0.882	11:11:40.809
8 -	1:30.717	***34.219***	2:04.936 **(3)**	77.57	0.285	11:13:45.745

P19 22 C3 Simon FINCH Honda CB500 -

IDEAL LAP TIME : 2:05.707 BEST LAP TIME : 2:05.915 DIFFERENCE : 0.208

LAP	SECTOR 1	SECTOR 2	LAP TIME	MPH	DIFF	TIME OF DAY
1 -	1:37.477	35.187	2:12.664	73.05	6.749	10:59:31.530
2 -	1:34.219	34.790	2:09.009	75.12	3.094	11:01:40.539
3 -	1:32.336	34.991	2:07.327	76.11	1.412	11:03:47.866
4 -	1:32.618	34.517	2:07.135	76.22	1.220	11:05:55.001
5 -	1:32.042	34.887	2:06.929 **(3)**	76.35	1.014	11:08:01.930
6 -	1:32.306	***34.353***	2:06.659 **(2)**	76.51	0.744	11:10:08.589
7 -	***1:31.354***	34.561	***2:05.915*** **(1)**	***76.96***		***11:12:14.504***

P20 777 C2 Nick DWYER (R) Honda CB500 - R Flint Building and Joinery

IDEAL LAP TIME : 2:05.594 BEST LAP TIME : 2:05.979 DIFFERENCE : 0.385

LAP	SECTOR 1	SECTOR 2	LAP TIME	MPH	DIFF	TIME OF DAY
1 -	1:44.015	36.197	2:20.212	69.11	14.233	10:59:43.687
2 -	1:33.202	35.412	2:08.614	75.35	2.635	11:01:52.301
3 -	1:33.113	34.997	2:08.110	75.64	2.131	11:04:00.411
4 -	1:33.049	35.294	2:08.343	75.51	2.364	11:06:08.754
5 -	1:31.985	35.249	2:07.234 **(3)**	76.16	1.255	11:08:15.988
6 -	***1:30.997***	35.306	2:06.303 **(2)**	76.73	0.324	11:10:22.291
7 -	1:31.382	***34.597***	***2:05.979*** **(1)**	***76.92***		***11:12:28.270***

Weather / Track : Cloudy / Dry

Oulton Park International: 2.6920 miles
Date: 04/04/2025 Start: 10:56 Finish: 11:11

BMCRC-MRO Championships 2025 - Rnd 2 @ Oulton Park Int

BMCRC Thunderbike 500

QUALIFYING - SECTOR ANALYSIS

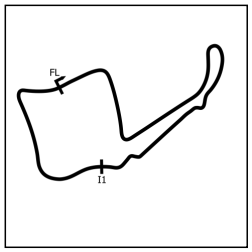

SECTOR 1 = FL to I1, SECTOR 2 = I1 to FL, DIFF = Difference To Personal Best Lap, P = Crossed Finish Line in Pit Lane, D = Time Disallowed

P21 150 C3 Roy WILSON Honda CB500 - Rother Ride

IDEAL LAP TIME : 2:06.022 BEST LAP TIME : 2:06.022 DIFFERENCE : 0.000

LAP	SECTOR 1	SECTOR 2	LAP TIME	MPH	DIFF	TIME OF DAY
1 -	1:40.253	36.776	2:17.029	70.72	11.007	10:59:25.684
2 -	1:33.999	36.134	2:10.133	74.47	4.111	11:01:35.817
3 -	1:32.119	35.768	2:07.887 (3)	75.78	1.865	11:03:43.704
4 -	***1:30.343***	***35.679***	***2:06.022 (1)***	***76.90***		***11:05:49.726***
5 -	1:31.511	36.174	2:07.685 (2)	75.90	1.663	11:07:57.411
6 -	1:31.948	36.575	2:08.523	75.40	2.501	11:10:05.934
7 -	1:32.796	35.971	2:08.767	75.26	2.745	11:12:14.701

P22 26 C3 Colt DWYER Honda CB500 - Regal Aluminium

IDEAL LAP TIME : 2:06.047 BEST LAP TIME : 2:06.047 DIFFERENCE : 0.000

LAP	SECTOR 1	SECTOR 2	LAP TIME	MPH	DIFF	TIME OF DAY
1 -	1:41.965	36.141	2:18.106	70.17	12.059	10:59:40.331
2 -	1:34.330	36.007	2:10.337	74.35	4.290	11:01:50.668
3 -	1:33.407	35.277	2:08.684	75.31	2.637	11:03:59.352
4 -	1:33.067	35.302	2:08.369	75.49	2.322	11:06:07.721
5 -	1:32.575	35.327	2:07.902 (3)	75.77	1.855	11:08:15.623
6 -	***1:31.304***	***34.743***	***2:06.047 (1)***	***76.88***		***11:10:21.670***
7 -	1:32.124	34.776	2:06.900 (2)	76.36	0.853	11:12:28.570

P23 42 C3 Gary ADORJAN Honda CB500 -

IDEAL LAP TIME : 2:06.027 BEST LAP TIME : 2:06.112 DIFFERENCE : 0.085

LAP	SECTOR 1	SECTOR 2	LAP TIME	MPH	DIFF	TIME OF DAY
1 -	1:40.974	35.699	2:16.673	70.90	10.561	10:59:35.835
2 -	1:33.500	36.319	2:09.819	74.65	3.707	11:01:45.654
3 -	1:31.883	***34.229***	***2:06.112 (1)***	***76.84***		***11:03:51.766***
4 -	1:33.086	35.745	2:08.831	75.22	2.719	11:06:00.597
5 -	***1:31.798***	34.626	2:06.424 (2)	76.65	0.312	11:08:07.021
6 -	1:32.931	35.128	2:08.059	75.67	1.947	11:10:15.080
7 -	1:32.487	34.837	2:07.324 (3)	76.11	1.212	11:12:22.404

P24 626 Jamie HORNER Honda CB500 - TRENT TRACTORS AND MOWERS

IDEAL LAP TIME : 2:06.221 BEST LAP TIME : 2:06.221 DIFFERENCE : 0.000

LAP	SECTOR 1	SECTOR 2	LAP TIME	MPH	DIFF	TIME OF DAY
1 -	1:44.340	36.025	2:20.365	69.04	14.144	10:59:43.877
2 -	1:33.700	35.207	2:08.907	75.18	2.686	11:01:52.784
3 -	1:33.145	34.799	2:07.944	75.74	1.723	11:04:00.728
4 -	1:33.188	34.735	2:07.923 (3)	75.75	1.702	11:06:08.651
5 -	1:32.008	36.089	2:08.097	75.65	1.876	11:08:16.748
6 -	***1:31.607***	***34.614***	***2:06.221 (1)***	***76.78***		***11:10:22.969***
7 -	1:32.381	35.045	2:07.426 (2)	76.05	1.205	11:12:30.395

P25 184 C3 Dean CARVER (R) Honda CB500 - Helmet city

IDEAL LAP TIME : 2:06.044 BEST LAP TIME : 2:06.304 DIFFERENCE : 0.260

LAP	SECTOR 1	SECTOR 2	LAP TIME	MPH	DIFF	TIME OF DAY
1 -	1:39.708	37.909	2:17.617	70.42	11.313	10:59:24.587
2 -	1:33.256	35.088	2:08.344 (2)	75.51	2.040	11:01:32.931
3 -	1:33.862	***34.628***	2:08.490 (3)	75.42	2.186	11:03:41.421
4 -	***1:31.416***	34.888	***2:06.304 (1)***	***76.72***		***11:05:47.725***

Weather / Track : Cloudy / Dry

Oulton Park International: 2.6920 miles
Date: 04/04/2025 Start: 10:56 Finish: 11:11

BMCRC-MRO Championships 2025 - Rnd 2 @ Oulton Park Int

BMCRC Thunderbike 500

QUALIFYING - SECTOR ANALYSIS

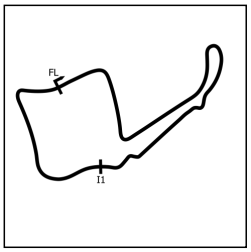

SECTOR 1 = FL to I1, SECTOR 2 = I1 to FL, DIFF = Difference To Personal Best Lap, P = Crossed Finish Line in Pit Lane, D = Time Disallowed

P26 60 C3 Danny GOUGH — Honda CB500 - G Force Motorcycles

IDEAL LAP TIME : 2:06.553 BEST LAP TIME : 2:06.553 DIFFERENCE : 0.000

LAP	SECTOR 1	SECTOR 2	LAP TIME	MPH	DIFF	TIME OF DAY
1 -	1:40.468	35.324	2:15.792	71.36	9.239	10:59:33.215
2 -	1:34.105	36.391	2:10.496	74.26	3.943	11:01:43.711
3 -	1:32.325	35.134	2:07.459	76.03	0.906	11:03:51.170
4 -	1:32.174	35.093	2:07.267 **(3)**	76.14	0.714	11:05:58.437
5 -	1:32.953	34.891	2:07.844	75.80	1.291	11:08:06.281
6 -	***1:32.156***	***34.397***	***2:06.553*** **(1)**	***76.57***		***11:10:12.834***
7 -	1:32.329	34.895	2:07.224 **(2)**	76.17	0.671	11:12:20.058

P27 15 C3 Christopher ROWLAND — Honda CB500 - SF Parts

IDEAL LAP TIME : 2:06.981 BEST LAP TIME : 2:07.058 DIFFERENCE : 0.077

LAP	SECTOR 1	SECTOR 2	LAP TIME	MPH	DIFF	TIME OF DAY
1 -	1:38.973	35.163	2:14.136	72.24	7.078	10:59:32.098
2 -	1:35.079	35.011	2:10.090	74.49	3.032	11:01:42.188
3 -	1:33.594	35.364	2:08.958	75.15	1.900	11:03:51.146
4 -	1:33.607	35.115	2:08.722	75.28	1.664	11:05:59.868
5 -	1:32.332	***34.726***	***2:07.058*** **(1)**	***76.27***		***11:08:06.926***
6 -	1:32.491	35.236	2:07.727 **(3)**	75.87	0.669	11:10:14.653
7 -	***1:32.255***	34.961	2:07.216 **(2)**	76.17	0.158	11:12:21.869

P28 78 C3 Richard DWYER (R) — Honda CB500 - R Flint Building & Joinery

IDEAL LAP TIME : 2:07.104 BEST LAP TIME : 2:07.104 DIFFERENCE : 0.000

LAP	SECTOR 1	SECTOR 2	LAP TIME	MPH	DIFF	TIME OF DAY
1 -	1:45.259	37.778	2:23.037	67.75	15.933	10:59:48.461
2 -	1:34.036	36.537	2:10.573	74.22	3.469	11:01:59.034
3 -	1:34.153	35.626	2:09.779	74.67	2.675	11:04:08.813
4 -	1:33.425	36.870	2:10.295	74.37	3.191	11:06:19.108
5 -	1:32.768	35.585	2:08.353 **(2)**	75.50	1.249	11:08:27.461
6 -	1:32.915	35.680	2:08.595 **(3)**	75.36	1.491	11:10:36.056
7 -	***1:31.541***	***35.563***	***2:07.104*** **(1)**	***76.24***		***11:12:43.160***

P29 77 C2 Wayne DRAKE — Honda CB500 -

IDEAL LAP TIME : 2:07.468 BEST LAP TIME : 2:07.956 DIFFERENCE : 0.488

LAP	SECTOR 1	SECTOR 2	LAP TIME	MPH	DIFF	TIME OF DAY
1 -	1:47.757	38.215	2:25.972	66.39	18.016	10:59:52.628
2 -	1:39.869	39.547	2:19.416	69.51	11.460	11:02:12.044
3 -	1:37.759	36.426	2:14.185	72.22	6.229	11:04:26.229
4 -	1:36.453	35.473	2:11.926	73.46	3.970	11:06:38.155
5 -	1:35.842	34.927	2:10.769 **(3)**	74.11	2.813	11:08:48.924
6 -	***1:33.185***	35.811	2:08.996 **(2)**	75.12	1.040	11:10:57.920
7 -	1:33.673	***34.283***	***2:07.956*** **(1)**	***75.73***		***11:13:05.876***

P30 169 C2 Danny CARTWRIGHT — Honda CB500 - Upwright developments

IDEAL LAP TIME : 2:07.606 BEST LAP TIME : 2:08.231 DIFFERENCE : 0.625

LAP	SECTOR 1	SECTOR 2	LAP TIME	MPH	DIFF	TIME OF DAY
1 -	OUTLAP	36.478	2:34.401	62.76	26.170	11:09:09.326
2 -	1:35.594	***34.867***	2:10.461 **(2)**	74.28	2.230	11:11:19.787
3 -	***1:32.739***	35.492	***2:08.231*** **(1)**	***75.57***		***11:13:28.018***

BMCRC-MRO Championships 2025 - Rnd 2 @ Oulton Park Int

BMCRC Thunderbike 500

QUALIFYING - SECTOR ANALYSIS

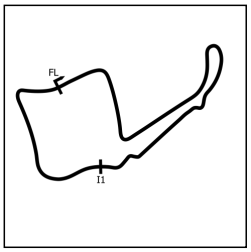

SECTOR 1 = FL to I1, SECTOR 2 = I1 to FL, DIFF = Difference To Personal Best Lap, P = Crossed Finish Line in Pit Lane, D = Time Disallowed

P31 110 C2 Will KEARNEY (R) Honda CB500 -

IDEAL LAP TIME : 2:08.280 BEST LAP TIME : 2:08.529 DIFFERENCE : 0.249

LAP	SECTOR 1	SECTOR 2	LAP TIME	MPH	DIFF	TIME OF DAY
1 -	1:39.598	36.932	2:16.530	70.98	8.001	10:59:24.616
2 -	1:33.825	35.311	2:09.136	75.04	0.607	11:01:33.752
3 -	1:34.118	35.639	2:09.757	74.68	1.228	11:03:43.509
4 -	1:33.907	***35.299***	2:09.206	75.00	0.677	11:05:52.715
5 -	1:33.027	36.078	2:09.105 **(3)**	75.06	0.576	11:08:01.820
6 -	1:33.264	35.539	2:08.803 **(2)**	75.24	0.274	11:10:10.623
7 -	***1:32.981***	35.548	***2:08.529*** **(1)**	***75.40***		***11:12:19.152***

P32 99 C3 Max MAUD Honda CB500 - WHAT MOTO

IDEAL LAP TIME : 2:09.253 BEST LAP TIME : 2:09.253 DIFFERENCE : 0.000

LAP	SECTOR 1	SECTOR 2	LAP TIME	MPH	DIFF	TIME OF DAY
1 -	1:40.281	35.640	2:15.921	71.30	6.668	10:59:21.817
2 -	1:35.094	35.222	2:10.316 **(3)**	74.36	1.063	11:01:32.133
3 -	1:35.642	35.380	2:11.022	73.96	1.769	11:03:43.155
4 -	1:34.156	35.288	2:09.444 **(2)**	74.86	0.191	11:05:52.599
5 -	***1:34.092***	***35.161***	***2:09.253*** **(1)**	***74.97***		***11:08:01.852***
6 -	1:35.641	35.237	2:10.878	74.04	1.625	11:10:12.730

P33 27 C3 Richard HAYWARD Honda CB500 - BC vehicle repairs/ Snap on Tools

IDEAL LAP TIME : 2:09.603 BEST LAP TIME : 2:09.603 DIFFERENCE : 0.000

LAP	SECTOR 1	SECTOR 2	LAP TIME	MPH	DIFF	TIME OF DAY
1 -	1:41.085	35.728	2:16.813	70.83	7.210	10:59:34.648
2 -	1:34.567	35.409	2:09.976 **(2)**	74.56	0.373	11:01:44.624
3 -	1:34.814	35.515	2:10.329	74.36	0.726	11:03:54.953
4 -	1:34.576	35.636	2:10.212 **(3)**	74.42	0.609	11:06:05.165
5 -	1:35.020	36.019	2:11.039	73.95	1.436	11:08:16.204
6 -	***1:34.198***	***35.405***	***2:09.603*** **(1)**	***74.77***		***11:10:25.807***
7 -	1:35.691	35.755	2:11.446	73.72	1.843	11:12:37.253

P34 59 C3 Calvin GRIMES Honda CB500 - Lustre Coatings ltd

IDEAL LAP TIME : 2:11.409 BEST LAP TIME : 2:11.409 DIFFERENCE : 0.000

LAP	SECTOR 1	SECTOR 2	LAP TIME	MPH	DIFF	TIME OF DAY
1 -	1:45.458	37.466	2:22.924	67.80	11.515	10:59:47.234
2 -	1:37.564	36.494	2:14.058	72.29	2.649	11:02:01.292
3 -	1:35.739	36.078	2:11.817 **(2)**	73.52	0.408	11:04:13.109
4 -	1:37.378	36.354	2:13.732	72.46	2.323	11:06:26.841
5 -	1:35.746	36.374	2:12.120 **(3)**	73.35	0.711	11:08:38.961
6 -	1:37.021	36.623	2:13.644	72.51	2.235	11:10:52.605
7 -	***1:35.642***	***35.767***	***2:11.409*** **(1)**	***73.74***		***11:13:04.014***

P35 64 C3 Robert FLINT (R) Honda CB500 - R Flint Building And Joinery

IDEAL LAP TIME : 2:16.403 BEST LAP TIME : 2:16.403 DIFFERENCE : 0.000

LAP	SECTOR 1	SECTOR 2	LAP TIME	MPH	DIFF	TIME OF DAY
1 -	1:49.486	39.403	2:28.889	65.09	12.486	10:59:50.000
2 -	1:42.310	39.495	2:21.805	68.34	5.402	11:02:11.805
3 -	1:41.840	39.333	2:21.173	68.64	4.770	11:04:32.978
4 -	1:40.967	38.330	2:19.297 **(3)**	69.57	2.894	11:06:52.275
5 -	1:41.346	37.957	2:19.303	69.56	2.900	11:09:11.578
6 -	***1:38.552***	***37.851***	***2:16.403*** **(1)**	***71.04***		***11:11:27.981***
7 -	1:38.975	38.491	2:17.466 **(2)**	70.49	1.063	11:13:45.447

BMCRC-MRO Championships 2025 - Rnd 2 @ Oulton Park Int

BMCRC Thunderbike 500

QUALIFYING - SECTOR ANALYSIS

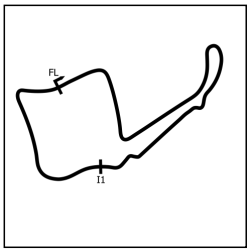

SECTOR 1 = FL to I1, SECTOR 2 = I1 to FL, DIFF = Difference To Personal Best Lap, P = Crossed Finish Line in Pit Lane, D = Time Disallowed

P36 65 C2 Nigel TERRY Honda CB500 - NTrap Garage Doors

IDEAL LAP TIME : 2:19.647 BEST LAP TIME : 2:20.356 DIFFERENCE : 0.709

LAP	SECTOR 1	SECTOR 2	LAP TIME		MPH	DIFF	TIME OF DAY
1 -	1:49.936	38.884	2:28.820		65.12	8.464	10:59:25.331
2 -	***1:41.617***	38.739	***2:20.356***	**(1)**	***69.04***		***11:01:45.687***
3 -	1:43.014	38.455	2:21.469	**(2)**	68.50	1.113	11:04:07.156
4 -	1:44.605	***38.030***	2:22.635	**(3)**	67.94	2.279	11:06:29.791
5 -	1:45.687	38.343	2:24.030		67.28	3.674	11:08:53.821
6 -	1:44.023	40.471	2:24.494		67.07	4.138	11:11:18.315
7 -	1:44.153	39.853	2:24.006		67.29	3.650	11:13:42.321

P37 151 C2 Brian MURPHY Honda CB500 -

IDEAL LAP TIME : BEST LAP TIME : DIFFERENCE :

LAP	SECTOR 1	SECTOR 2	LAP TIME		MPH	DIFF	TIME OF DAY
1 -	***3:12.054***	***IN PIT***	4:13.430	**P**	38.24		11:01:20.313

P38 691 C2 Antony CARTWRIGHT Honda CB500 - Upwright developments

IDEAL LAP TIME : BEST LAP TIME : DIFFERENCE :

LAP	SECTOR 1	SECTOR 2	LAP TIME		MPH	DIFF	TIME OF DAY
1 -	***OUTLAP***	***IN PIT***	2:47.894	**P**	57.72		11:09:25.379

Weather / Track : Cloudy / Dry

Oulton Park International: 2.6920 miles
Date: 04/04/2025 Start: 10:56 Finish: 11:11

BMCRC-MRO Championships 2025 - Rnd 2 @ Oulton Park Int

BMCRC Thunderbike 500

QUALIFYING - BEST SECTORS

	SECTOR 1		SECTOR 2	
POS	NO	TIME	NO	TIME
1	86	48.217	165	32.284
2	165	1:23.515	87	32.545
3	277	1:25.700	83	32.555
4	87	1:26.041	53	32.637
5	83	1:26.138	277	32.697
6	243	1:26.360	86	32.770
7	23	1:26.436	243	32.830
8	36	1:26.504	23	33.058
9	53	1:26.912	36	33.089
10	44	1:27.488	44	33.148
11	555	1:27.773	555	33.247
12	93	1:28.599	76	33.693
13	76	1:28.628	29	33.740
14	29	1:28.666	75	33.847
15	7	1:29.217	7	33.866
16	75	1:29.246	31	33.885
17	8	1:30.172	8	34.219
18	150	1:30.343	42	34.229
19	31	1:30.483	77	34.283
20	777	1:30.997	93	34.313
21	26	1:31.304	22	34.353
22	22	1:31.354	60	34.397
23	184	1:31.416	777	34.597
24	78	1:31.541	626	34.614
25	626	1:31.607	184	34.628
26	42	1:31.798	15	34.726
27	60	1:32.156	26	34.743
28	15	1:32.255	169	34.867
29	169	1:32.739	99	35.161
30	110	1:32.981	110	35.299
31	77	1:33.185	27	35.405
32	99	1:34.092	78	35.563
33	27	1:34.198	150	35.679
34	59	1:35.642	59	35.767
35	64	1:38.552	64	37.851
36	65	1:41.617	65	38.030
37	151	3:12.054		
38				

IDEAL / BEST COMPARISON

PERFECT LAP 1:20.501

POS	NO	NAME	IDEAL	BEST	DIFF
1	86	MACRAE	1:20.987	1:59.500	38.513
2	165	OWENS	1:55.799	1:56.072	0.273
3	277	LLEWELLYN	1:58.397	1:58.669	0.272
4	87	CHALK	1:58.586	1:58.703	0.117
5	83	COTTENHAM	1:58.693	1:58.808	0.115
6	243	REEVE	1:59.190	1:59.190	0.000
7	23	KERSHAW	1:59.494	1:59.679	0.185
8	53	KOURTI	1:59.549	1:59.602	0.053
9	36	HEGINSON	1:59.593	1:59.603	0.010
10	44	SUGDON	2:00.636	2:00.867	0.231
11	555	TUCKER (R)	2:01.020	2:01.258	0.238
12	76	CARTER	2:02.321	2:02.377	0.056
13	29	CARVER	2:02.406	2:02.426	0.020
14	93	GREGORY (R)	2:02.912	2:03.112	0.200
15	7	O'HARA	2:03.083	2:03.640	0.557
16	75	WOODALL	2:03.093	2:03.146	0.053
17	31	MARSHALL (R)	2:04.368	2:04.423	0.055
18	8	ARNOLD	2:04.391	2:04.651	0.260
19	777	DWYER (R)	2:05.594	2:05.979	0.385
20	22	FINCH	2:05.707	2:05.915	0.208
21	150	WILSON	2:06.022	2:06.022	0.000
22	42	ADORJAN	2:06.027	2:06.112	0.085
23	184	CARVER (R)	2:06.044	2:06.304	0.260
24	26	DWYER	2:06.047	2:06.047	0.000
25	626	HORNER	2:06.221	2:06.221	0.000
26	60	GOUGH	2:06.553	2:06.553	0.000
27	15	ROWLAND	2:06.981	2:07.058	0.077
28	78	DWYER (R)	2:07.104	2:07.104	0.000
29	77	DRAKE	2:07.468	2:07.956	0.488
30	169	CARTWRIGHT	2:07.606	2:08.231	0.625
31	110	KEARNEY (R)	2:08.280	2:08.529	0.249
32	99	MAUD	2:09.253	2:09.253	0.000
33	27	HAYWARD	2:09.603	2:09.603	0.000
34	59	GRIMES	2:11.409	2:11.409	0.000
35	64	FLINT (R)	2:16.403	2:16.403	0.000
36	65	TERRY	2:19.647	2:20.356	0.709
37	691	CARTWRIGHT			
38	151	MURPHY			

Weather / Track : Cloudy / Dry

Oulton Park International: 2.6920 miles
Date: 04/04/2025 Start: 10:56 Finish: 11:11

Results can be found at www.tsl-timing.com

Printed - 11:16 Friday, 04 April 2025

BMCRC-MRO Championships 2025 - Rnd 2 @ Oulton Park Int

BMCRC Thunderbike 500

QUALIFYING - STATISTICS

Competitors Started	38
Planned Start	2025-04-04 @ 11:00:00.000
Actual Start	2025-04-04 @ 10:56:49.306
Finish Time	2025-04-04 @ 11:11:52.278
Track Length	2.6920mi.
Total Laps	258
Total Distance Covered	694.5433mi.

Session Fastest Lap History

NO	CL	NAME	LAP TIME	TIME OF DAY	LAP	VEHICLE
87	C1	**Finn CHALK**	**2:06.264**	10:59:00.869	1	Honda CB500
165	C2	**Josh OWENS**	**2:03.945**	10:59:01.329	1	Honda CB500
165	C2	**Josh OWENS**	**1:56.876**	11:00:58.206	2	Honda CB500
165	C2	**Josh OWENS**	**1:56.190**	11:02:54.396	3	Honda CB500
165	C2	**Josh OWENS**	**1:56.072**	11:06:46.864	5	Honda CB500

Flag History

TYPE	TIME OF DAY
GREEN	10:56:49.306
FINISH	11:11:52.278

Flag Statistics

TYPE	COUNT	TOTAL LAPS	TOTAL TIME
Green	1	8	17:08.673
Red	0	0	0.000
Safety Car	0	0	0.000
FCY	0	0	0.000

BMCRC-MRO Championships 2025 - Rnd 2 @ Oulton Park Int

BMCRC Thunderbike 500

QUALIFYING - STATISTICS

CLASS : C1

4 Starters

Fastest Lap History

NO	NAME	LAP TIME	TIME OF DAY	LAP	VEHICLE
87	**Finn CHALK**	**2:06.264**	10:59:00.869	1	Honda CB500
87	**Finn CHALK**	**2:01.478**	11:01:02.337	2	Honda CB500
53	**Jake KOURTI**	**2:00.884**	11:01:02.544	2	Honda CB500
87	**Finn CHALK**	**1:59.765**	11:03:02.112	3	Honda CB500
87	**Finn CHALK**	**1:58.703**	11:05:00.815	4	Honda CB500

Weather / Track : Cloudy / Dry

Oulton Park International: 2.6920 miles
Date: 04/04/2025 Start: 10:56 Finish: 11:11

BMCRC-MRO Championships 2025 - Rnd 2 @ Oulton Park Int

BMCRC Thunderbike 500

QUALIFYING - STATISTICS

CLASS : C2

18 Starters

Fastest Lap History

NO	NAME	LAP TIME	TIME OF DAY	LAP	VEHICLE
165	**Josh OWENS**	**2:03.945**	10:59:01.329	1	Honda CB500
165	**Josh OWENS**	**1:56.876**	11:00:58.206	2	Honda CB500
165	**Josh OWENS**	**1:56.190**	11:02:54.396	3	Honda CB500
165	**Josh OWENS**	**1:56.072**	11:06:46.864	5	Honda CB500

Weather / Track : Cloudy / Dry

Oulton Park International: 2.6920 miles
Date: 04/04/2025 Start: 10:56 Finish: 11:11

BMCRC-MRO Championships 2025 - Rnd 2 @ Oulton Park Int

BMCRC Thunderbike 500

QUALIFYING - STATISTICS

CLASS : C3

15 Starters

Fastest Lap History

NO	NAME	LAP TIME	TIME OF DAY	LAP	VEHICLE
76	**Ian CARTER**	**2:11.114**	10:59:04.690	1	Honda CB500
8	**Ryan ARNOLD**	**2:10.571**	10:59:06.008	1	Honda CB500
76	**Ian CARTER**	**2:02.767**	11:01:07.457	2	Honda CB500
76	**Ian CARTER**	**2:02.657**	11:03:10.114	3	Honda CB500
76	**Ian CARTER**	**2:02.377**	11:09:21.480	6	Honda CB500

Weather / Track : Cloudy / Dry

Oulton Park International: 2.6920 miles
Date: 04/04/2025 Start: 10:56 Finish: 11:11

BMCRC-MRO Championships 2025 - Rnd 2 @ Oulton Park Int

BMCRC Thunderbike 500

QUALIFYING - STATISTICS

CLASS : 1 Starters

Fastest Lap History

NO	NAME	LAP TIME	TIME OF DAY	LAP	VEHICLE
626	**Jamie HORNER**	**2:20.365**	10:59:43.876	1	Honda CB500
626	**Jamie HORNER**	**2:08.907**	11:01:52.784	2	Honda CB500
626	**Jamie HORNER**	**2:07.944**	11:04:00.727	3	Honda CB500
626	**Jamie HORNER**	**2:07.923**	11:06:08.650	4	Honda CB500
626	**Jamie HORNER**	**2:06.221**	11:10:22.960	6	Honda CB500

Weather / Track : Cloudy / Dry

Oulton Park International: 2.6920 miles
Date: 04/04/2025 Start: 10:56 Finish: 11:11

BMCRC-MRO Championships 2025 - Rnd 2 @ Oulton Park Int

BMCRC Thunderbike 500

RACE 7 - GRID (7 Laps)

BMCRC THUNDERBIKE 500

ROW 13			39	19	Alfie DAVIDSON	38	691	Antony CARTWRIGHT
						37	151	Brian MURPHY
ROW 12	36	65	Nigel TERRY (2:20.356)	35	64	Robert FLINT (R) (2:16.403)	34	59	Calvin GRIMES (2:11.409)
ROW 11	33	27	Richard HAYWARD (2:09.603)	32	99	Max MAUD (2:09.253)	31	110	Will KEARNEY (R) (2:08.529)
ROW 10	30	169	Danny CARTWRIGHT (2:08.231)	29	77	Wayne DRAKE (2:07.956)	28	78	Richard DWYER (R) (2:07.104)
ROW 9	27	15	Christopher ROWLAND (2:07.058)	26	60	Danny GOUGH (2:06.553)	25	184	Dean CARVER (R) (2:06.304)
ROW 8	24	626	Jamie HORNER (2:06.221)	23	42	Gary ADORJAN (2:06.112)	22	26	Colt DWYER (2:06.047)
ROW 7	21	150	Roy WILSON (2:06.022)	20	777	Nick DWYER (R) (2:05.979)	19	22	Simon FINCH (2:05.915)
ROW 6	18	8	Ryan ARNOLD (2:04.651)	17	31	Abigail MARSHALL (R) (2:04.423)	16	7	Shaun O'HARA (2:03.640)
ROW 5	15	75	Peter WOODALL (2:03.146)	14	93	Ryan GREGORY (R) (2:03.112)	13	29	Robert CARVER (2:02.426)
ROW 4	12	76	Ian CARTER (2:02.377)	11	555	James TUCKER (R) (2:01.258)	10	44	Mark SUGDON (2:00.867)
ROW 3	9	23	Adrian KERSHAW (1:59.679)	8	36	Fraser HEGINSON (1:59.603)	7	53	Jake KOURTI (1:59.602)
ROW 2	6	86	Max MACRAE (1:59.500)	5	243	Declan REEVE (1:59.190)	4	83	James COTTENHAM (1:58.808)
ROW 1	3	87	Finn CHALK (1:58.703)	2	277	James LLEWELLYN (1:58.669)	1	165	Josh OWENS (1:56.072) Pole

These results are provisional until the conclusion of any judicial and technical matters.

Oulton Park International: 2.6920 miles

Clerk Of Course:	Timekeeper: Craig Smith	

Results can be found at www.tsl-timing.com

Printed - 11:19 Friday, 04 April 2025

TSL SPORTS TIMING TIMING SOLUTIONS LTD

MRO

BMCRC-MRO Championships 2025 - Rnd 2 @ Oulton Park Int

BMCRC Thunderbike 500

RACE 7 - CLASSIFICATION - AMENDED

Race Distance: 7 Laps / 18.84 miles

POS	NO	CL	PIC	NAME	ENTRY	LAPS	TIME	GAP	DIFF	MPH	BEST	ON	GRD	↑↓
1	87	C1	1	Finn CHALK	Honda CB500 - FCR	7	13:45.736			82.15	1:56.996	5	3	2
2	277	C2	1	James LLEWELLYN	Honda CB500 -	7	13:52.356	6.620	6.620	81.50	1:57.701	2	2	0
3	83	C2	2	James COTTENHAM	Honda CB500 - Ultra Whippet	7	13:58.082	12.346	5.726	80.94	1:58.155	2	4	1
4	23	C2	3	Adrian KERSHAW	Honda CB500 - ADK Racing	7	13:58.184	12.448	0.102	80.93	1:58.057	2	9	5
5	53	C1	2	Jake KOURTI	Honda CB500 - Red Mist Ltd/ GK Tree Surgeons Ltd/JWG M	7	13:58.281	12.545	0.097	80.92	1:58.518	3	7	2
6	243	C2	4	Declan REEVE	Honda CB500 - MS Electrical Ltd	7	13:59.260	13.524	0.979	80.83	1:58.604	4	5	-1
7	36	C2	5	Fraser HEGINSON	Honda CB500 - Just Pizza & Pasta	7	14:10.437	24.701	11.177	79.76	2:00.206	2	8	1
8	44	C2	6	Mark SUGDON	Honda CB500 - Suggy Racing	7	14:18.077	32.341	7.640	79.05	2:00.627	7	10	2
9	75	C2	7	Peter WOODALL	Honda CB500 - RevdCoin	7	14:20.144	34.408	2.067	78.86	2:01.202	7	15	6
10	29	C2	8	Robert CARVER	Honda CB500 - SF Parts LTD	7	14:23.513	37.777	3.369	78.56	2:01.854	7	13	3
11	169	C2	9	Danny CARTWRIGHT	Honda CB500 - Upwright developments	7	14:23.859	38.123	0.346	78.53	2:00.410	7	30	19
12	555	C1	3	James TUCKER (R)	Honda CB500 - Moto CJ Imports	7	14:26.228	40.492	2.369	78.31	2:00.258	7	11	-1
13	76	C3	1	Ian CARTER	Honda CB500 -	7	14:27.253	41.517	1.025	78.22	2:02.118	7	12	-1
14	31	C1	4	Abigail MARSHALL (R)	Honda CB500 -	7	14:38.548	52.812	11.295	77.21	2:02.711	5	17	3
15	8	C3	2	Ryan ARNOLD	Honda CB500 - Newton MOT Racing	6	12:36.206	1 Lap	1 Lap	76.89	2:04.439	6	18	3
16	26	C3	3	Colt DWYER	Honda CB500 - Regal Aluminium	6	12:36.515	1 Lap	0.309	76.86	2:04.350	6	22	6
17	93	C3	4	Ryan GREGORY (R)	Honda CB500 - Rob Flint	6	12:41.932	1 Lap	5.417	76.31	2:03.323	6	14	-3
18	626	C2	10	Jamie HORNER	Honda CB500 - TRENT TRACTORS AND MOWERS	6	12:47.432	1 Lap	5.500	75.76	2:04.470	5	24	6
19	150	C3	5	Roy WILSON	Honda CB500 - Rother Ride	6	12:48.361	1 Lap	0.929	75.67	2:05.538	5	21	2
20	78	C3	6	Richard DWYER (R)	Honda CB500 - R Flint Building & Joinery	6	12:51.903	1 Lap	3.542	75.33	2:05.836	4	28	8
21	184	C3	7	Dean CARVER (R)	Honda CB500 - Helmet city	6	12:52.341	1 Lap	0.438	75.28	2:05.712	6	25	4
22	27	C3	8	Richard HAYWARD	Honda CB500 - BC vehicle repairs/ Snap on Tools	6	12:52.649	1 Lap	0.308	75.25	2:06.618	6	33	11
23	151	C3	9	Brian MURPHY	Honda CB500 -	6	12:56.517	1 Lap	3.868	74.88	2:05.374	6	37	14
24	77	C2	11	Wayne DRAKE	Honda CB500 -	6	13:01.728	1 Lap	5.211	74.38	2:08.085	6	29	5
25	22	C3	10	Simon FINCH	Honda CB500 -	6	13:02.014	1 Lap	0.286	74.35	2:06.249	3	19	-6
26	691	C3	11	Antony CARTWRIGHT	Honda CB500 - Upwright developments	6	13:02.498	1 Lap	0.484	74.31	2:07.521	6	38	12
27	60	C3	12	Danny GOUGH	Honda CB500 - G Force Motorcycles	6	13:02.743	1 Lap	0.245	74.28	2:06.802	5	26	-1
28	15	C3	13	Christopher ROWLAND	Honda CB500 - SF Parts	6	13:04.283	1 Lap	1.540	74.14	2:05.677	4	27	-1
29	110	C2	12	Will KEARNEY (R)	Honda CB500 -	6	13:04.455	1 Lap	0.172	74.12	2:08.232	2	31	2
30	99	C3	14	Max MAUD	Honda CB500 - WHAT MOTO	6	13:09.109	1 Lap	4.654	73.68	2:08.062	5	32	2
31	59	C3	15	Calvin GRIMES	Honda CB500 - Lustre Coatings ltd	6	13:19.189	1 Lap	10.080	72.75	2:08.860	3	34	3
32	64	C3	16	Robert FLINT (R)	Honda CB500 - R Flint Building And Joinery	6	13:41.190	1 Lap	22.001	70.80	2:12.873	6	35	3
33	65	C2	13	Nigel TERRY	Honda CB500 - NTrap Garage Doors	6	14:05.290	1 Lap	24.100	68.79	2:16.539	2	36	3

NOT CLASSIFIED

DNF	86	C3		Max MACRAE	Honda CB500 - MacRae Racing	6	12:02.389	1 Lap		80.49	1:57.769	4	6	
DNF	777	C2		Nick DWYER (R)	Honda CB500 - R Flint Building and Joinery	6	12:27.363	1 Lap	24.974	77.80	2:01.093	6	20	
DNF	165	C2		Josh OWENS	Honda CB500 - Jr Performance	3	5:53.451	4 Laps	3 Laps	82.25	1:55.524	2	1	
DNF	7	C2		Shaun O'HARA	Honda CB500 - Advanced Vehicle Alarms	0							16	
DQ	42	C3		Gary ADORJAN	Honda CB500 -								23	

FASTEST LAP

165	C2	Josh OWENS	Honda CB500 - Jr Performance	2	1:55.524	83.88 mph	135.00 kph
87	C1	Finn CHALK	Honda CB500 - FCR	5	1:56.996	82.83 mph	133.30 kph
86	C3	Max MACRAE	Honda CB500 - MacRae Racing	4	1:57.769	82.29 mph	132.43 kph

No. 42 - Disqualified for failing post race technical inspection
Result Amended - Change of class for No. 691
Class C1 - 92.5% of Race Speed = 75.98 mph
Class C2 - 92.5% of Race Speed = 75.38 mph
Class C3 - 92.5% of Race Speed = 72.35 mph

Red Flag (end of session): 15:58

Weather / Track : Sunny / Dry
These results are provisional until the conclusion of any judicial and technical matters.

Date: 04/04/2025 Start: 15:43 Finish: 15:55
Oulton Park International: 2.6920 miles

Clerk Of Course:	Timekeeper: Craig Smith	

Results can be found at www.tsl-timing.com

Printed - 08:29 Saturday, 05 April 2025

BMCRC-MRO Championships 2025 - Rnd 2 @ Oulton Park Int

BMCRC Thunderbike 500

RACE 7 - LAP CHART

LAP 1 @ 15:45:22.409

NO	BEHIND	LAP TIME
87		2:01.466
165	0.146	2:01.612
277	1.109	2:02.575
243	1.885	2:03.351
53	2.203	2:03.669
83	2.328	2:03.794
23	2.744	2:04.210
86	3.888	2:05.354
36	4.093	2:05.559
555	5.792	2:07.258
44	7.072	2:08.538
29	7.312	2:08.778
75	7.512	2:08.978
76	8.390	2:09.856
8	10.133	2:11.599
26	10.649	2:12.115
169	10.822	2:12.288
42	11.024	2:12.490
777	11.210	2:12.676
31	12.457	2:13.923
150	14.568	2:16.034
626	14.849	2:16.315
27	16.066	2:17.532
184	16.334	2:17.800
78	16.895	2:18.361
77	17.741	2:19.207
691	18.166	2:19.632
110	18.589	2:20.055
93	19.340	2:20.806
151	20.107	2:21.573
60	20.420	2:21.886
99	20.672	2:22.138
59	22.241	2:23.707
65	22.789	2:24.255
64	24.777	2:26.243
22	26.057	2:27.523
15	27.249	2:28.715

LAP 2 @ 15:47:18.079

NO	BEHIND	LAP TIME
165		1:55.524
87	1.824	1:57.494
277	3.140	1:57.701
83	4.813	1:58.155
23	5.131	1:58.057
243	5.562	1:59.347
53	5.883	1:59.350
86	6.360	1:58.142
36	8.629	2:00.206
555	11.020	2:00.898
44	13.600	2:02.198
75	13.748	2:01.906
29	13.844	2:02.202
76	15.102	2:02.382
169	19.137	2:03.985
8	19.607	2:05.144
777	19.637	2:04.097
26	19.920	2:04.941
42	20.501	2:05.147
31	20.789	2:04.002
150	26.143	2:07.245
626	26.650	2:07.471
27	27.525	2:07.129
93	28.365	2:04.695
184	29.205	2:08.541
78	29.508	2:08.283
77	30.912	2:08.841
110	31.151	2:08.232
151	31.524	2:07.087
691	32.141	2:09.645
60	34.390	2:09.640
99	35.124	2:10.122
59	37.567	2:10.996
22	38.126	2:07.739
15	40.453	2:08.874
65	43.658	2:16.539
64	44.513	2:15.406

LAP 3 @ 15:49:14.394

NO	BEHIND	LAP TIME
165		1:56.315
87	2.615	1:57.106
277	4.976	1:58.151
23	7.681	1:58.865
83	7.938	1:59.440
53	8.086	1:58.518
243	8.861	1:59.614
86	8.883	1:58.838
36	12.805	2:00.491
44	19.920	2:02.635
75	20.199	2:02.766
29	20.297	2:02.768
76	22.328	2:03.541
555	25.642	2:10.937
169	26.038	2:03.216
777	27.755	2:04.433
8	28.275	2:04.983
26	28.378	2:04.773
42	28.592	2:04.406
31	28.793	2:04.319
93	37.345	2:05.295
150	37.549	2:07.721
626	38.364	2:08.029
27	38.849	2:07.639
184	40.348	2:07.458
78	40.503	2:07.310
77	43.066	2:08.469
151	43.287	2:08.078
110	43.633	2:08.797
691	44.286	2:08.460
60	47.197	2:09.122
99	47.706	2:08.897
22	48.060	2:06.249
59	50.112	2:08.860
15	51.773	2:07.635
65	1:07.367	2:20.024
64	1:07.560	2:19.362

LAP 4 @ 15:51:14.232

NO	BEHIND	LAP TIME
87		1:57.223
277	3.577	1:58.439
23	6.596	1:58.753
86	6.814	1:57.769
83	6.906	1:58.806
53	7.250	1:59.002
243	7.627	1:58.604
36	13.950	2:00.983
44	22.218	2:02.136
75	22.505	2:02.144
29	23.013	2:02.554
76	26.156	2:03.666
555	27.786	2:01.982
169	27.809	2:01.609
777	31.127	2:03.210
8	33.147	2:04.710
26	33.685	2:05.145
31	33.895	2:04.940
42	33.994	2:05.240
93	41.127	2:03.620
150	43.845	2:06.134
626	45.103	2:06.577
27	45.878	2:06.867
78	46.501	2:05.836
184	47.159	2:06.649
151	50.752	2:07.303
77	52.145	2:08.917
110	52.385	2:08.590
691	53.659	2:09.211
22	54.568	2:06.346
60	55.789	2:08.430
99	56.355	2:08.487
15	57.612	2:05.677
59	59.887	2:09.613
64	1:21.823	2:14.101
65	1:26.170	2:18.641

LAP 5 @ 15:53:11.228

NO	BEHIND	LAP TIME
87		1:56.996
277	4.372	1:57.791
86	8.859	1:59.041
23	8.981	1:59.381
83	9.148	1:59.238
53	9.232	1:58.978
243	9.671	1:59.040
36	18.362	2:01.408
44	26.335	2:01.113
75	26.948	2:01.439
29	28.953	2:02.936
169	31.861	2:01.048
76	32.281	2:03.121
555	33.016	2:02.226
777	35.985	2:01.854
31	39.610	2:02.711
8	41.482	2:05.331
26	41.880	2:05.191
42	42.181	2:05.183
93	48.324	2:04.193
150	52.387	2:05.538
626	52.577	2:04.470
78	55.523	2:06.018
27	55.746	2:06.864
184	56.344	2:06.181
151	1:00.858	2:07.102
77	1:03.358	2:08.209
691	1:04.692	2:08.029
22	1:05.275	2:07.703
110	1:05.373	2:09.984
60	1:05.595	2:06.802
99	1:07.421	2:08.062
15	1:07.721	2:07.105
59	1:17.258	2:14.367
64	1:38.032	2:13.205
65	1:51.612	2:22.438

LAP 6 @ 15:55:08.626

NO	BEHIND	LAP TIME	
87		1:57.398	
277	5.018	1:58.044	
23	10.570	1:58.987	
83	10.799	1:59.049	
53	11.172	1:59.338	
243	11.510	1:59.237	
86	14.706	2:03.245	P
36	21.619	2:00.655	
44	29.767	2:00.830	
75	31.259	2:01.709	
29	33.976	2:02.421	
169	35.766	2:01.303	
76	37.452	2:02.569	
555	38.287	2:02.669	
777	39.680	2:01.093	
31	45.218	2:03.006	
8	48.523	2:04.439	
26	48.832	2:04.350	
42	49.002	2:04.219	
93	54.249	2:03.323	
626	59.749	2:04.570	
150	1:00.678	2:05.689	
78	1:04.220	2:06.095	
184	1:04.658	2:05.712	
27	1:04.966	2:06.618	
151	1:08.834	2:05.374	
77	1:14.045	2:08.085	
22	1:14.331	2:06.454	
691	1:14.815	2:07.521	
60	1:15.060	2:06.863	
15	1:16.600	2:06.277	
110	1:16.772	2:08.797	
99	1:21.426	2:11.403	
59	1:31.506	2:11.646	
64	1:53.507	2:12.873	

LAP 7 @ 15:57:06.679

NO	BEHIND	LAP TIME
87		1:58.053
277	6.620	1:59.655
83	12.346	1:59.600
23	12.448	1:59.931
53	12.545	1:59.426
243	13.524	2:00.067
65	1 Lap	2:23.393
36	24.701	2:01.135
44	32.341	2:00.627
75	34.408	2:01.202
29	37.777	2:01.854
169	38.123	2:00.410
555	40.492	2:00.258
76	41.517	2:02.118
31	52.812	2:05.647

Weather / Track : Sunny / Dry

Oulton Park International: 2.6920 miles
Date: 04/04/2025 Start: 15:43 Finish: 15:55

Results can be found at www.tsl-timing.com

Printed - 16:00 Friday, 04 April 2025

BMCRC-MRO Championships 2025 - Rnd 2 @ Oulton Park Int

BMCRC Thunderbike 500

RACE 7 - POSITION CHART

		Lap	1	2	3	4	5	6	7
No	Name	Pos							
165	OWENS	1	87	165	165	87	87	87	87
277	LLEWELLYN	2	165	87	87	277	277	277	277
87	CHALK	3	277	277	277	23	86	23	83
83	COTTENHAM	4	243	83	23	86	23	83	23
243	REEVE	5	53	23	83	83	83	53	53
86	MACRAE	6	83	243	53	53	53	243	243
53	KOURTI	7	23	53	243	243	243	*86*	36
36	HEGINSON	8	86	86	86	36	36	36	44
23	KERSHAW	9	36	36	36	44	44	44	75
44	SUGDON	10	555	555	44	75	75	75	29
555	TUCKER (R)	11	44	44	75	29	29	29	169
76	CARTER	12	29	75	29	76	169	169	555
29	CARVER	13	75	29	76	555	76	76	76
93	GREGORY (R)	14	76	76	555	169	555	555	31
75	WOODALL	15	8	169	169	777	777	777	
7	O'HARA	16	26	8	777	8	31	31	
31	MARSHALL (R)	17	169	777	8	26	8	8	
8	ARNOLD	18	42	26	26	31	26	26	
22	FINCH	19	777	42	42	42	42	42	
777	DWYER (R)	20	31	31	31	93	93	93	
150	WILSON	21	150	150	93	150	150	626	
26	DWYER	22	626	626	150	626	626	150	
42	ADORJAN	23	27	27	626	27	78	78	
626	HORNER	24	184	93	27	78	27	184	
184	CARVER (R)	25	78	184	184	184	184	27	
60	GOUGH	26	77	78	78	151	151	151	
15	ROWLAND	27	691	77	77	77	77	77	
78	DWYER (R)	28	110	110	151	110	691	22	
77	DRAKE	29	93	151	110	691	22	691	
169	CARTWRIGHT	30	151	691	691	22	110	60	
110	KEARNEY (R)	31	60	60	60	60	60	15	
99	MAUD	32	99	99	99	99	99	110	
27	HAYWARD	33	59	59	22	15	15	99	
59	GRIMES	34	65	22	59	59	59	59	
64	FLINT (R)	35	64	15	15	64	64	64	
65	TERRY	36	22	65	65	65	65	65	
151	MURPHY	37	15	64	64				
691	CARTWRIGHT	38							

Weather / Track : Sunny / Dry

Oulton Park International: 2.6920 miles
Date: 04/04/2025 Start: 15:43 Finish: 15:55

Results can be found at www.tsl-timing.com

Printed - 16:00 Friday, 04 April 2025

BMCRC-MRO Championships 2025 - Rnd 2 @ Oulton Park Int

BMCRC Thunderbike 500

RACE 7 - SECTOR ANALYSIS

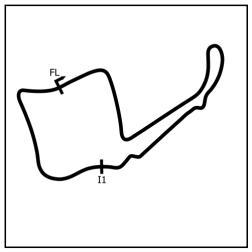

SECTOR 1 = FL to I1, SECTOR 2 = I1 to FL, DIFF = Difference To Personal Best Lap, P = Crossed Finish Line in Pit Lane, D = Time Disallowed

P1 87 C1 Finn CHALK Honda CB500 - FCR

IDEAL LAP TIME : 1:56.936 BEST LAP TIME : 1:56.996 DIFFERENCE : 0.060

LAP	SECTOR 1	SECTOR 2	LAP TIME	MPH	DIFF	TIME OF DAY
1 -		32.524	2:01.466	79.78	4.470	15:45:22.409
2 -	1:25.048	32.446	1:57.494	82.48	0.498	15:47:19.903
3 -	***1:24.624***	32.482	1:57.106 **(2)**	82.75	0.110	15:49:17.009
4 -	1:24.870	32.353	1:57.223 **(3)**	82.67	0.227	15:51:14.232
5 -	1:24.684	***32.312***	***1:56.996*** **(1)**	***82.83***		***15:53:11.228***
6 -	1:24.974	32.424	1:57.398	82.55	0.402	15:55:08.626
7 -	1:25.508	32.545	1:58.053	82.09	1.057	15:57:06.679

P2 277 C2 James LLEWELLYN Honda CB500 -

IDEAL LAP TIME : 1:57.542 BEST LAP TIME : 1:57.701 DIFFERENCE : 0.159

LAP	SECTOR 1	SECTOR 2	LAP TIME	MPH	DIFF	TIME OF DAY
1 -		32.968	2:02.575	79.06	4.874	15:45:23.518
2 -	1:24.810	***32.891***	***1:57.701*** **(1)**	***82.33***		***15:47:21.219***
3 -	***1:24.651***	33.500	1:58.151	82.02	0.450	15:49:19.370
4 -	1:25.059	33.380	1:58.439	81.82	0.738	15:51:17.809
5 -	1:24.761	33.030	1:57.791 **(2)**	82.27	0.090	15:53:15.600
6 -	1:24.851	33.193	1:58.044 **(3)**	82.09	0.343	15:55:13.644
7 -	1:26.130	33.525	1:59.655	80.99	1.954	15:57:13.299

P3 83 C2 James COTTENHAM Honda CB500 - Ultra Whippet

IDEAL LAP TIME : 1:58.143 BEST LAP TIME : 1:58.155 DIFFERENCE : 0.012

LAP	SECTOR 1	SECTOR 2	LAP TIME	MPH	DIFF	TIME OF DAY
1 -		***32.814***	2:03.794	78.28	5.639	15:45:24.737
2 -	***1:25.329***	32.826	***1:58.155*** **(1)**	***82.02***		***15:47:22.892***
3 -	1:26.144	33.296	1:59.440	81.13	1.285	15:49:22.332
4 -	1:25.753	33.053	1:58.806 **(2)**	81.57	0.651	15:51:21.138
5 -	1:26.262	32.976	1:59.238	81.27	1.083	15:53:20.376
6 -	1:25.850	33.199	1:59.049 **(3)**	81.40	0.894	15:55:19.425
7 -	1:26.352	33.248	1:59.600	81.03	1.445	15:57:19.025

P4 23 C2 Adrian KERSHAW Honda CB500 - ADK Racing

IDEAL LAP TIME : 1:57.775 BEST LAP TIME : 1:58.057 DIFFERENCE : 0.282

LAP	SECTOR 1	SECTOR 2	LAP TIME	MPH	DIFF	TIME OF DAY
1 -		***32.728***	2:04.210	78.02	6.153	15:45:25.153
2 -	***1:25.047***	33.010	***1:58.057*** **(1)**	***82.09***		***15:47:23.210***
3 -	1:25.470	33.395	1:58.865 **(3)**	81.53	0.808	15:49:22.075
4 -	1:25.423	33.330	1:58.753 **(2)**	81.60	0.696	15:51:20.828
5 -	1:26.101	33.280	1:59.381	81.17	1.324	15:53:20.209
6 -	1:25.385	33.602	1:58.987	81.44	0.930	15:55:19.196
7 -	1:26.409	33.522	1:59.931	80.80	1.874	15:57:19.127

P5 53 C1 Jake KOURTI Honda CB500 - Red Mist Ltd/ GK Tree Surgeons Ltd/JWG Moto

IDEAL LAP TIME : 1:58.084 BEST LAP TIME : 1:58.518 DIFFERENCE : 0.434

LAP	SECTOR 1	SECTOR 2	LAP TIME	MPH	DIFF	TIME OF DAY
1 -		32.818	2:03.669	78.36	5.151	15:45:24.612
2 -	1:26.501	32.849	1:59.350	81.20	0.832	15:47:23.962
3 -	***1:25.588***	32.930	***1:58.518*** **(1)**	***81.77***		***15:49:22.480***
4 -	1:26.278	32.724	1:59.002 **(3)**	81.43	0.484	15:51:21.482
5 -	1:26.482	***32.496***	1:58.978 **(2)**	81.45	0.460	15:53:20.460
6 -	1:26.240	33.098	1:59.338	81.20	0.820	15:55:19.798
7 -	1:26.494	32.932	1:59.426	81.14	0.908	15:57:19.224

Weather / Track : Sunny / Dry

Oulton Park International: 2.6920 miles
Date: 04/04/2025 Start: 15:43 Finish: 15:55

BMCRC-MRO Championships 2025 - Rnd 2 @ Oulton Park Int

BMCRC Thunderbike 500

RACE 7 - SECTOR ANALYSIS

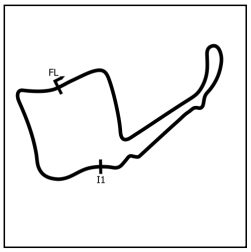

SECTOR 1 = FL to I1, SECTOR 2 = I1 to FL, DIFF = Difference To Personal Best Lap, P = Crossed Finish Line in Pit Lane, D = Time Disallowed

P6 243 C2 Declan REEVE — Honda CB500 - MS Electrical Ltd

IDEAL LAP TIME : 1:58.604 BEST LAP TIME : 1:58.604 DIFFERENCE : 0.000

LAP	SECTOR 1	SECTOR 2	LAP TIME	MPH	DIFF	TIME OF DAY
1 -		32.943	2:03.351	78.56	4.747	15:45:24.294
2 -	1:26.279	33.068	1:59.347	81.20	0.743	15:47:23.641
3 -	1:26.229	33.385	1:59.614	81.02	1.010	15:49:23.255
4 -	***1:26.002***	***32.602***	***1:58.604 (1)***	***81.71***		***15:51:21.859***
5 -	1:26.363	32.677	1:59.040 **(2)**	81.41	0.436	15:53:20.899
6 -	1:26.049	33.188	1:59.237 **(3)**	81.27	0.633	15:55:20.136
7 -	1:26.405	33.662	2:00.067	80.71	1.463	15:57:20.203

P7 36 C2 Fraser HEGINSON — Honda CB500 - Just Pizza & Pasta

IDEAL LAP TIME : 2:00.076 BEST LAP TIME : 2:00.206 DIFFERENCE : 0.130

LAP	SECTOR 1	SECTOR 2	LAP TIME	MPH	DIFF	TIME OF DAY
1 -		33.536	2:05.559	77.18	5.353	15:45:26.502
2 -	***1:26.581***	33.625	***2:00.206 (1)***	***80.62***		***15:47:26.708***
3 -	1:26.675	33.816	2:00.491 **(2)**	80.43	0.285	15:49:27.199
4 -	1:27.340	33.643	2:00.983	80.10	0.777	15:51:28.182
5 -	1:27.794	33.614	2:01.408	79.82	1.202	15:53:29.590
6 -	1:27.160	***33.495***	2:00.655 **(3)**	80.32	0.449	15:55:30.245
7 -	1:27.541	33.594	2:01.135	80.00	0.929	15:57:31.380

P8 44 C2 Mark SUGDON — Honda CB500 - Suggy Racing

IDEAL LAP TIME : 2:00.627 BEST LAP TIME : 2:00.627 DIFFERENCE : 0.000

LAP	SECTOR 1	SECTOR 2	LAP TIME	MPH	DIFF	TIME OF DAY
1 -		35.177	2:08.538	75.39	7.911	15:45:29.481
2 -	1:28.454	33.744	2:02.198	79.30	1.571	15:47:31.679
3 -	1:28.810	33.825	2:02.635	79.02	2.008	15:49:34.314
4 -	1:28.121	34.015	2:02.136	79.34	1.509	15:51:36.450
5 -	1:27.332	33.781	2:01.113 **(3)**	80.01	0.486	15:53:37.563
6 -	1:27.317	33.513	2:00.830 **(2)**	80.20	0.203	15:55:38.393
7 -	***1:27.280***	***33.347***	***2:00.627 (1)***	***80.34***		***15:57:39.020***

P9 75 C2 Peter WOODALL — Honda CB500 - RevdCoin

IDEAL LAP TIME : 2:01.202 BEST LAP TIME : 2:01.202 DIFFERENCE : 0.000

LAP	SECTOR 1	SECTOR 2	LAP TIME	MPH	DIFF	TIME OF DAY
1 -		33.880	2:08.978	75.13	7.776	15:45:29.921
2 -	1:28.118	33.788	2:01.906	79.49	0.704	15:47:31.827
3 -	1:28.781	33.985	2:02.766	78.94	1.564	15:49:34.593
4 -	1:28.400	33.744	2:02.144	79.34	0.942	15:51:36.737
5 -	1:27.685	33.754	2:01.439 **(2)**	79.80	0.237	15:53:38.176
6 -	1:27.860	33.849	2:01.709 **(3)**	79.62	0.507	15:55:39.885
7 -	***1:27.484***	***33.718***	***2:01.202 (1)***	***79.95***		***15:57:41.087***

P10 29 C2 Robert CARVER — Honda CB500 - SF Parts LTD

IDEAL LAP TIME : 2:01.770 BEST LAP TIME : 2:01.854 DIFFERENCE : 0.084

LAP	SECTOR 1	SECTOR 2	LAP TIME	MPH	DIFF	TIME OF DAY
1 -		33.921	2:08.778	75.25	6.924	15:45:29.721
2 -	1:28.579	***33.623***	2:02.202 **(2)**	79.30	0.348	15:47:31.923
3 -	1:28.882	33.886	2:02.768	78.93	0.914	15:49:34.691
4 -	1:28.741	33.813	2:02.554	79.07	0.700	15:51:37.245
5 -	1:28.848	34.088	2:02.936	78.83	1.082	15:53:40.181
6 -	1:28.447	33.974	2:02.421 **(3)**	79.16	0.567	15:55:42.602
7 -	***1:28.147***	33.707	***2:01.854 (1)***	***79.53***		***15:57:44.456***

Weather / Track : Sunny / Dry

Oulton Park International: 2.6920 miles
Date: 04/04/2025 Start: 15:43 Finish: 15:55

BMCRC-MRO Championships 2025 - Rnd 2 @ Oulton Park Int

BMCRC Thunderbike 500

RACE 7 - SECTOR ANALYSIS

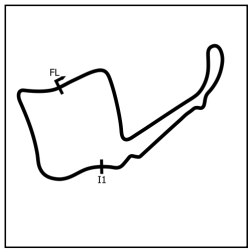

SECTOR 1 = FL to I1, SECTOR 2 = I1 to FL, DIFF = Difference To Personal Best Lap, P = Crossed Finish Line in Pit Lane, D = Time Disallowed

P11 169 C2 Danny CARTWRIGHT Honda CB500 - Upwright developments

IDEAL LAP TIME : 2:00.410 BEST LAP TIME : 2:00.410 DIFFERENCE : 0.000

LAP	SECTOR 1	SECTOR 2	LAP TIME	MPH	DIFF	TIME OF DAY
1 -		34.149	2:12.288	73.25	11.878	15:45:33.231
2 -	1:29.770	34.215	2:03.985	78.16	3.575	15:47:37.216
3 -	1:29.092	34.124	2:03.216	78.65	2.806	15:49:40.432
4 -	1:28.267	33.342	2:01.609	79.69	1.199	15:51:42.041
5 -	1:27.423	33.625	2:01.048 **(2)**	80.06	0.638	15:53:43.089
6 -	1:27.593	33.710	2:01.303 **(3)**	79.89	0.893	15:55:44.392
7 -	***1:27.320***	***33.090***	***2:00.410*** **(1)**	***80.48***		***15:57:44.802***

P12 555 C1 James TUCKER (R) Honda CB500 - Moto CJ Imports

IDEAL LAP TIME : 2:00.258 BEST LAP TIME : 2:00.258 DIFFERENCE : 0.000

LAP	SECTOR 1	SECTOR 2	LAP TIME	MPH	DIFF	TIME OF DAY
1 -		33.608	2:07.258	76.15	7.000	15:45:28.201
2 -	1:27.503	33.395	2:00.898 **(2)**	80.16	0.640	15:47:29.099
3 -	1:36.947	33.990	2:10.937	74.01	10.679	15:49:40.036
4 -	1:28.399	33.583	2:01.982 **(3)**	79.44	1.724	15:51:42.018
5 -	1:28.756	33.470	2:02.226	79.29	1.968	15:53:44.244
6 -	1:29.400	33.269	2:02.669	79.00	2.411	15:55:46.913
7 -	***1:27.086***	***33.172***	***2:00.258*** **(1)**	***80.58***		***15:57:47.171***

P13 76 C3 Ian CARTER Honda CB500 -

IDEAL LAP TIME : 2:02.118 BEST LAP TIME : 2:02.118 DIFFERENCE : 0.000

LAP	SECTOR 1	SECTOR 2	LAP TIME	MPH	DIFF	TIME OF DAY
1 -		34.104	2:09.856	74.63	7.738	15:45:30.799
2 -	1:28.521	33.861	2:02.382 **(2)**	79.18	0.264	15:47:33.181
3 -	1:29.356	34.185	2:03.541	78.44	1.423	15:49:36.722
4 -	1:29.360	34.306	2:03.666	78.36	1.548	15:51:40.388
5 -	1:29.156	33.965	2:03.121	78.71	1.003	15:53:43.509
6 -	1:28.644	33.925	2:02.569 **(3)**	79.06	0.451	15:55:46.078
7 -	***1:28.392***	***33.726***	***2:02.118*** **(1)**	***79.36***		***15:57:48.196***

P14 31 C1 Abigail MARSHALL (R) Honda CB500 -

IDEAL LAP TIME : 2:02.591 BEST LAP TIME : 2:02.711 DIFFERENCE : 0.120

LAP	SECTOR 1	SECTOR 2	LAP TIME	MPH	DIFF	TIME OF DAY
1 -		34.411	2:13.923	72.36	11.212	15:45:34.866
2 -	1:30.172	33.830	2:04.002 **(3)**	78.15	1.291	15:47:38.868
3 -	1:30.140	34.179	2:04.319	77.95	1.608	15:49:43.187
4 -	1:30.793	34.147	2:04.940	77.56	2.229	15:51:48.127
5 -	***1:28.992***	33.719	***2:02.711*** **(1)**	***78.97***		***15:53:50.838***
6 -	1:29.407	***33.599***	2:03.006 **(2)**	78.78	0.295	15:55:53.844
7 -	1:30.379	35.268	2:05.647	77.13	2.936	15:57:59.491

P15 8 C3 Ryan ARNOLD Honda CB500 - Newton MOT Racing

IDEAL LAP TIME : 2:04.361 BEST LAP TIME : 2:04.439 DIFFERENCE : 0.078

LAP	SECTOR 1	SECTOR 2	LAP TIME	MPH	DIFF	TIME OF DAY
1 -		34.568	2:11.599	73.64	7.160	15:45:32.542
2 -	1:30.235	34.909	2:05.144	77.44	0.705	15:47:37.686
3 -	***1:29.939***	35.044	2:04.983 **(3)**	77.54	0.544	15:49:42.669
4 -	1:30.210	34.500	2:04.710 **(2)**	77.71	0.271	15:51:47.379
5 -	1:30.895	34.436	2:05.331	77.32	0.892	15:53:52.710
6 -	1:30.017	***34.422***	***2:04.439*** **(1)**	***77.87***		***15:55:57.149***

BMCRC-MRO Championships 2025 - Rnd 2 @ Oulton Park Int

BMCRC Thunderbike 500

RACE 7 - SECTOR ANALYSIS

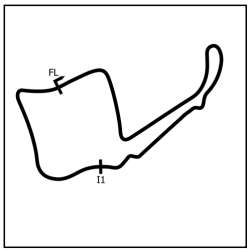

SECTOR 1 = FL to I1, SECTOR 2 = I1 to FL, DIFF = Difference To Personal Best Lap, P = Crossed Finish Line in Pit Lane, D = Time Disallowed

P16 26 C3 Colt DWYER — Honda CB500 - Regal Aluminium

IDEAL LAP TIME : 2:03.879 BEST LAP TIME : 2:04.350 DIFFERENCE : 0.471

LAP	SECTOR 1	SECTOR 2	LAP TIME	MPH	DIFF	TIME OF DAY
1 -		34.773	2:12.115	73.35	7.765	15:45:33.058
2 -	1:30.669	***34.272***	2:04.941 **(3)**	77.56	0.591	15:47:37.999
3 -	1:30.312	34.461	2:04.773 **(2)**	77.67	0.423	15:49:42.772
4 -	1:30.269	34.876	2:05.145	77.44	0.795	15:51:47.917
5 -	1:30.454	34.737	2:05.191	77.41	0.841	15:53:53.108
6 -	***1:29.607***	34.743	***2:04.350*** **(1)**	***77.93***		***15:55:57.458***

P17 42 C3 Gary ADORJAN — Honda CB500 -

IDEAL LAP TIME : 2:03.992 BEST LAP TIME : 2:04.219 DIFFERENCE : 0.227

LAP	SECTOR 1	SECTOR 2	LAP TIME	MPH	DIFF	TIME OF DAY
1 -		34.562	2:12.490	73.14	8.271	15:45:33.433
2 -	1:30.807	34.340	2:05.147 **(3)**	77.43	0.928	15:47:38.580
3 -	1:30.156	***34.250***	2:04.406 **(2)**	77.90	0.187	15:49:42.986
4 -	1:30.621	34.619	2:05.240	77.38	1.021	15:51:48.226
5 -	1:30.363	34.820	2:05.183	77.41	0.964	15:53:53.409
6 -	***1:29.742***	34.477	***2:04.219*** **(1)**	***78.01***		***15:55:57.628***

P18 93 C3 Ryan GREGORY (R) — Honda CB500 - Rob Flint

IDEAL LAP TIME : 2:02.712 BEST LAP TIME : 2:03.323 DIFFERENCE : 0.611

LAP	SECTOR 1	SECTOR 2	LAP TIME	MPH	DIFF	TIME OF DAY
1 -		34.416	2:20.806	68.82	17.483	15:45:41.749
2 -	1:30.638	***34.057***	2:04.695	77.72	1.372	15:47:46.444
3 -	1:30.398	34.897	2:05.295	77.34	1.972	15:49:51.739
4 -	***1:28.655***	34.965	2:03.620 **(2)**	78.39	0.297	15:51:55.359
5 -	1:29.105	35.088	2:04.193 **(3)**	78.03	0.870	15:53:59.552
6 -	1:28.862	34.461	***2:03.323*** **(1)**	***78.58***		***15:56:02.875***

P19 626 C2 Jamie HORNER — Honda CB500 - TRENT TRACTORS AND MOWERS

IDEAL LAP TIME : 2:04.461 BEST LAP TIME : 2:04.470 DIFFERENCE : 0.009

LAP	SECTOR 1	SECTOR 2	LAP TIME	MPH	DIFF	TIME OF DAY
1 -		35.260	2:16.315	71.09	11.845	15:45:37.258
2 -	1:32.022	35.449	2:07.471	76.02	3.001	15:47:44.729
3 -	1:31.969	36.060	2:08.029	75.69	3.559	15:49:52.758
4 -	1:32.044	***34.533***	2:06.577 **(3)**	76.56	2.107	15:51:59.335
5 -	***1:29.928***	34.542	***2:04.470*** **(1)**	***77.86***		***15:54:03.805***
6 -	1:29.949	34.621	2:04.570 **(2)**	77.79	0.100	15:56:08.375

P20 150 C3 Roy WILSON — Honda CB500 - Rother Ride

IDEAL LAP TIME : 2:05.150 BEST LAP TIME : 2:05.538 DIFFERENCE : 0.388

LAP	SECTOR 1	SECTOR 2	LAP TIME	MPH	DIFF	TIME OF DAY
1 -		35.551	2:16.034	71.24	10.496	15:45:36.977
2 -	1:31.291	35.954	2:07.245	76.16	1.707	15:47:44.222
3 -	1:32.191	35.530	2:07.721	75.87	2.183	15:49:51.943
4 -	1:30.075	36.059	2:06.134 **(3)**	76.83	0.596	15:51:58.077
5 -	1:30.352	***35.186***	***2:05.538*** **(1)**	***77.19***		***15:54:03.615***
6 -	***1:29.964***	35.725	2:05.689 **(2)**	77.10	0.151	15:56:09.304

P21 78 C3 Richard DWYER (R) — Honda CB500 - R Flint Building & Joinery

IDEAL LAP TIME : 2:05.808 BEST LAP TIME : 2:05.836 DIFFERENCE : 0.028

LAP	SECTOR 1	SECTOR 2	LAP TIME	MPH	DIFF	TIME OF DAY
1 -		36.289	2:18.361	70.04	12.525	15:45:39.304
2 -	1:32.407	35.876	2:08.283	75.54	2.447	15:47:47.587
3 -	1:32.118	35.192	2:07.310	76.12	1.474	15:49:54.897
4 -	1:30.919	***34.917***	***2:05.836*** **(1)**	***77.01***		***15:52:00.733***
5 -	1:31.009	35.009	2:06.018 **(2)**	76.90	0.182	15:54:06.751
6 -	***1:30.891***	35.204	2:06.095 **(3)**	76.85	0.259	15:56:12.846

Weather / Track : Sunny / Dry

Oulton Park International: 2.6920 miles
Date: 04/04/2025 Start: 15:43 Finish: 15:55

BMCRC-MRO Championships 2025 - Rnd 2 @ Oulton Park Int

BMCRC Thunderbike 500

RACE 7 - SECTOR ANALYSIS

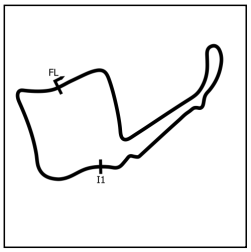

SECTOR 1 = FL to I1, SECTOR 2 = I1 to FL, DIFF = Difference To Personal Best Lap, P = Crossed Finish Line in Pit Lane, D = Time Disallowed

P22 184 C3 Dean CARVER (R) Honda CB500 - Helmet city

IDEAL LAP TIME : 2:05.712 BEST LAP TIME : 2:05.712 DIFFERENCE : 0.000

LAP	SECTOR 1	SECTOR 2	LAP TIME	MPH	DIFF	TIME OF DAY
1 -		35.650	2:17.800	70.32	12.088	15:45:38.743
2 -	1:32.483	36.058	2:08.541	75.39	2.829	15:47:47.284
3 -	1:31.858	35.600	2:07.458	76.03	1.746	15:49:54.742
4 -	1:31.711	34.938	2:06.649 (3)	76.52	0.937	15:52:01.391
5 -	1:31.083	35.098	2:06.181 (2)	76.80	0.469	15:54:07.572
6 -	***1:30.916***	***34.796***	***2:05.712 (1)***	***77.09***		***15:56:13.284***

P23 27 C3 Richard HAYWARD Honda CB500 - BC vehicle repairs/ Snap on Tools

IDEAL LAP TIME : 2:05.868 BEST LAP TIME : 2:06.618 DIFFERENCE : 0.750

LAP	SECTOR 1	SECTOR 2	LAP TIME	MPH	DIFF	TIME OF DAY
1 -		35.545	2:17.532	70.46	10.914	15:45:38.475
2 -	1:32.182	34.947	2:07.129	76.23	0.511	15:47:45.604
3 -	1:32.644	34.995	2:07.639	75.92	1.021	15:49:53.243
4 -	1:32.011	***34.856***	2:06.867 (3)	76.38	0.249	15:52:00.110
5 -	1:31.700	35.164	2:06.864 (2)	76.39	0.246	15:54:06.974
6 -	***1:31.012***	35.606	***2:06.618 (1)***	***76.53***		***15:56:13.592***

P24 151 C2 Brian MURPHY Honda CB500 -

IDEAL LAP TIME : 2:05.374 BEST LAP TIME : 2:05.374 DIFFERENCE : 0.000

LAP	SECTOR 1	SECTOR 2	LAP TIME	MPH	DIFF	TIME OF DAY
1 -		35.998	2:21.573	68.45	16.199	15:45:42.516
2 -	1:32.220	34.867	2:07.087 (2)	76.25	1.713	15:47:49.603
3 -	1:33.023	35.055	2:08.078	75.66	2.704	15:49:57.681
4 -	1:32.223	35.080	2:07.303	76.12	1.929	15:52:04.984
5 -	1:32.380	34.722	2:07.102 (3)	76.24	1.728	15:54:12.086
6 -	***1:30.935***	***34.439***	***2:05.374 (1)***	***77.29***		***15:56:17.460***

P25 77 C2 Wayne DRAKE Honda CB500 -

IDEAL LAP TIME : 2:07.671 BEST LAP TIME : 2:08.085 DIFFERENCE : 0.414

LAP	SECTOR 1	SECTOR 2	LAP TIME	MPH	DIFF	TIME OF DAY
1 -		35.411	2:19.207	69.61	11.122	15:45:40.150
2 -	1:33.935	34.906	2:08.841	75.21	0.756	15:47:48.991
3 -	1:33.439	35.030	2:08.469 (3)	75.43	0.384	15:49:57.460
4 -	1:33.838	35.079	2:08.917	75.17	0.832	15:52:06.377
5 -	1:33.510	***34.699***	2:08.209 (2)	75.58	0.124	15:54:14.586
6 -	***1:32.972***	35.113	***2:08.085 (1)***	***75.66***		***15:56:22.671***

P26 22 C3 Simon FINCH Honda CB500 -

IDEAL LAP TIME : 2:05.431 BEST LAP TIME : 2:06.249 DIFFERENCE : 0.818

LAP	SECTOR 1	SECTOR 2	LAP TIME	MPH	DIFF	TIME OF DAY
1 -		35.400	2:27.523	65.69	21.274	15:45:48.466
2 -	1:32.947	34.792	2:07.739	75.86	1.490	15:47:56.205
3 -	1:31.751	34.498	***2:06.249 (1)***	***76.76***		***15:50:02.454***
4 -	1:32.220	***34.126***	2:06.346 (2)	76.70	0.097	15:52:08.800
5 -	1:32.109	35.594	2:07.703	75.88	1.454	15:54:16.503
6 -	***1:31.305***	35.149	2:06.454 (3)	76.63	0.205	15:56:22.957

P27 691 C2 Antony CARTWRIGHT Honda CB500 - Upwright developments

IDEAL LAP TIME : 2:07.456 BEST LAP TIME : 2:07.521 DIFFERENCE : 0.065

LAP	SECTOR 1	SECTOR 2	LAP TIME	MPH	DIFF	TIME OF DAY
1 -		35.539	2:19.632	69.40	12.111	15:45:40.575
2 -	1:33.930	35.715	2:09.645	74.75	2.124	15:47:50.220
3 -	1:32.756	35.704	2:08.460 (3)	75.44	0.939	15:49:58.680
4 -	1:34.056	35.155	2:09.211	75.00	1.690	15:52:07.891
5 -	***1:32.686***	35.343	2:08.029 (2)	75.69	0.508	15:54:15.920
6 -	1:32.751	***34.770***	***2:07.521 (1)***	***75.99***		***15:56:23.441***

Weather / Track : Sunny / Dry

Oulton Park International: 2.6920 miles
Date: 04/04/2025 Start: 15:43 Finish: 15:55

BMCRC-MRO Championships 2025 - Rnd 2 @ Oulton Park Int

BMCRC Thunderbike 500

RACE 7 - SECTOR ANALYSIS

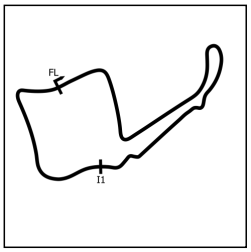

SECTOR 1 = FL to I1, SECTOR 2 = I1 to FL, DIFF = Difference To Personal Best Lap, P = Crossed Finish Line in Pit Lane, D = Time Disallowed

P28 60 C3 Danny GOUGH Honda CB500 - G Force Motorcycles

IDEAL LAP TIME : 2:06.079 BEST LAP TIME : 2:06.802 DIFFERENCE : 0.723

LAP	SECTOR 1	SECTOR 2	LAP TIME	MPH	DIFF	TIME OF DAY
1 -		36.552	2:21.886	68.30	15.084	15:45:42.829
2 -	1:33.851	35.789	2:09.640	74.75	2.838	15:47:52.469
3 -	1:33.753	35.369	2:09.122	75.05	2.320	15:50:01.591
4 -	1:33.400	35.030	2:08.430 (3)	75.45	1.628	15:52:10.021
5 -	***1:31.640***	35.162	***2:06.802 (1)***	***76.42***		***15:54:16.823***
6 -	1:32.424	***34.439***	2:06.863 (2)	76.39	0.061	15:56:23.686

P29 15 C3 Christopher ROWLAND Honda CB500 - SF Parts

IDEAL LAP TIME : 2:05.486 BEST LAP TIME : 2:05.677 DIFFERENCE : 0.191

LAP	SECTOR 1	SECTOR 2	LAP TIME	MPH	DIFF	TIME OF DAY
1 -		35.941	2:28.715	65.16	23.038	15:45:49.658
2 -	1:33.204	35.670	2:08.874	75.19	3.197	15:47:58.532
3 -	1:32.031	35.604	2:07.635	75.92	1.958	15:50:06.167
4 -	***1:30.745***	34.932	***2:05.677 (1)***	***77.11***		***15:52:11.844***
5 -	1:32.364	***34.741***	2:07.105 (3)	76.24	1.428	15:54:18.949
6 -	1:31.064	35.213	2:06.277 (2)	76.74	0.600	15:56:25.226

P30 110 C2 Will KEARNEY (R) Honda CB500 -

IDEAL LAP TIME : 2:08.104 BEST LAP TIME : 2:08.232 DIFFERENCE : 0.128

LAP	SECTOR 1	SECTOR 2	LAP TIME	MPH	DIFF	TIME OF DAY
1 -		35.752	2:20.055	69.19	11.823	15:45:40.998
2 -	1:33.393	***34.839***	***2:08.232 (1)***	***75.57***		***15:47:49.230***
3 -	1:33.608	35.189	2:08.797 (3)	75.24	0.565	15:49:58.027
4 -	1:33.682	34.908	2:08.590 (2)	75.36	0.358	15:52:06.617
5 -	1:33.633	36.351	2:09.984	74.55	1.752	15:54:16.601
6 -	***1:33.265***	35.532	2:08.797 (3)	75.24	0.565	15:56:25.398

P31 99 C3 Max MAUD Honda CB500 - WHAT MOTO

IDEAL LAP TIME : 2:06.843 BEST LAP TIME : 2:08.062 DIFFERENCE : 1.219

LAP	SECTOR 1	SECTOR 2	LAP TIME	MPH	DIFF	TIME OF DAY
1 -		35.766	2:22.138	68.18	14.076	15:45:43.081
2 -	1:35.014	35.108	2:10.122	74.47	2.060	15:47:53.203
3 -	1:33.861	35.036	2:08.897 (3)	75.18	0.835	15:50:02.100
4 -	1:33.830	***34.657***	2:08.487 (2)	75.42	0.425	15:52:10.587
5 -	1:33.170	34.892	***2:08.062 (1)***	***75.67***		***15:54:18.649***
6 -	***1:32.186***	39.217	2:11.403	73.75	3.341	15:56:30.052

P32 59 C3 Calvin GRIMES Honda CB500 - Lustre Coatings ltd

IDEAL LAP TIME : 2:08.860 BEST LAP TIME : 2:08.860 DIFFERENCE : 0.000

LAP	SECTOR 1	SECTOR 2	LAP TIME	MPH	DIFF	TIME OF DAY
1 -		36.052	2:23.707	67.43	14.847	15:45:44.650
2 -	1:35.298	35.698	2:10.996 (3)	73.98	2.136	15:47:55.646
3 -	***1:33.298***	***35.562***	***2:08.860 (1)***	***75.20***		***15:50:04.506***
4 -	1:34.041	35.572	2:09.613 (2)	74.77	0.753	15:52:14.119
5 -	1:37.290	37.077	2:14.367	72.12	5.507	15:54:28.486
6 -	1:35.522	36.124	2:11.646	73.61	2.786	15:56:40.132

P33 64 C3 Robert FLINT (R) Honda CB500 - R Flint Building And Joinery

IDEAL LAP TIME : 2:12.534 BEST LAP TIME : 2:12.873 DIFFERENCE : 0.339

LAP	SECTOR 1	SECTOR 2	LAP TIME	MPH	DIFF	TIME OF DAY
1 -		37.555	2:26.243	66.26	13.370	15:45:47.186
2 -	1:37.331	38.075	2:15.406	71.57	2.533	15:48:02.592
3 -	1:40.641	38.721	2:19.362	69.54	6.489	15:50:21.954
4 -	1:36.811	37.290	2:14.101 (3)	72.26	1.228	15:52:36.055
5 -	***1:36.078***	37.127	2:13.205 (2)	72.75	0.332	15:54:49.260
6 -	1:36.417	***36.456***	***2:12.873 (1)***	***72.93***		***15:57:02.133***

Weather / Track : Sunny / Dry

Oulton Park International: 2.6920 miles
Date: 04/04/2025 Start: 15:43 Finish: 15:55

BMCRC-MRO Championships 2025 - Rnd 2 @ Oulton Park Int

BMCRC Thunderbike 500

RACE 7 - SECTOR ANALYSIS

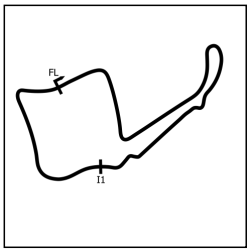

SECTOR 1 = FL to I1, SECTOR 2 = I1 to FL, DIFF = Difference To Personal Best Lap, P = Crossed Finish Line in Pit Lane, D = Time Disallowed

P34 65 C2 Nigel TERRY — Honda CB500 - NTrap Garage Doors

IDEAL LAP TIME : 2:16.069 BEST LAP TIME : 2:16.539 DIFFERENCE : 0.470

LAP	SECTOR 1	SECTOR 2	LAP TIME	MPH	DIFF	TIME OF DAY
1 -		***37.000***	2:24.255	67.18	7.716	15:45:45.198
2 -	***1:39.069***	37.470	***2:16.539 (1)***	***70.97***		***15:48:01.737***
3 -	1:41.445	38.579	2:20.024 **(3)**	69.21	3.485	15:50:21.761
4 -	1:40.360	38.281	2:18.641 **(2)**	69.90	2.102	15:52:40.402
5 -	1:42.272	40.166	2:22.438	68.03	5.899	15:55:02.840
6 -	1:44.684	38.709	2:23.393	67.58	6.854	15:57:26.233

P35 86 C3 Max MACRAE — Honda CB500 - MacRae Racing

IDEAL LAP TIME : 1:57.769 BEST LAP TIME : 1:57.769 DIFFERENCE : 0.000

LAP	SECTOR 1	SECTOR 2	LAP TIME	MPH	DIFF	TIME OF DAY
1 -		33.195	2:05.354	77.31	7.585	15:45:26.297
2 -	1:25.343	32.799	1:58.142 **(2)**	82.03	0.373	15:47:24.439
3 -	1:25.667	33.171	1:58.838 **(3)**	81.55	1.069	15:49:23.277
4 -	***1:25.015***	***32.754***	***1:57.769 (1)***	***82.29***		***15:51:21.046***
5 -	1:25.969	33.072	1:59.041	81.41	1.272	15:53:20.087
6 -	1:25.258	IN PIT	2:03.245 **P**	78.63	5.476	15:55:23.332

P36 777 C2 Nick DWYER (R) — Honda CB500 - R Flint Building and Joinery

IDEAL LAP TIME : 2:00.973 BEST LAP TIME : 2:01.093 DIFFERENCE : 0.120

LAP	SECTOR 1	SECTOR 2	LAP TIME	MPH	DIFF	TIME OF DAY
1 -		33.885	2:12.676	73.04	11.583	15:45:33.619
2 -	1:29.526	34.571	2:04.097	78.09	3.004	15:47:37.716
3 -	1:29.253	35.180	2:04.433	77.88	3.340	15:49:42.149
4 -	1:28.869	34.341	2:03.210 **(3)**	78.65	2.117	15:51:45.359
5 -	1:28.253	33.601	2:01.854 **(2)**	79.53	0.761	15:53:47.213
6 -	1:27.637	***33.456***	***2:01.093 (1)***	***80.03***		***15:55:48.306***

P37 165 C2 Josh OWENS — Honda CB500 - Jr Performance

IDEAL LAP TIME : 1:55.524 BEST LAP TIME : 1:55.524 DIFFERENCE : 0.000

LAP	SECTOR 1	SECTOR 2	LAP TIME	MPH	DIFF	TIME OF DAY
1 -		32.520	2:01.612	79.69	6.088	15:45:22.555
2 -	***1:23.290***	***32.234***	***1:55.524 (1)***	***83.88***		***15:47:18.079***
3 -	1:23.636	32.679	1:56.315 **(2)**	83.31	0.791	15:49:14.394

BMCRC-MRO Championships 2025 - Rnd 2 @ Oulton Park Int

BMCRC Thunderbike 500

RACE 7 - BEST SECTORS

	SECTOR 1		SECTOR 2	
POS	NO	TIME	NO	TIME
1	165	1:23.290	165	32.234
2	87	1:24.624	87	32.312
3	277	1:24.651	53	32.496
4	86	1:25.015	243	32.602
5	23	1:25.047	23	32.728
6	83	1:25.329	86	32.754
7	53	1:25.588	83	32.814
8	243	1:26.002	277	32.891
9	36	1:26.581	169	33.090
10	555	1:27.086	555	33.172
11	44	1:27.280	44	33.347
12	169	1:27.320	777	33.456
13	75	1:27.484	36	33.495
14	777	1:27.517	31	33.599
15	29	1:28.147	29	33.623
16	76	1:28.392	75	33.718
17	93	1:28.655	76	33.726
18	31	1:28.992	93	34.057
19	26	1:29.607	22	34.126
20	42	1:29.742	42	34.250
21	626	1:29.928	26	34.272
22	8	1:29.939	8	34.422
23	150	1:29.964	151	34.439
24	15	1:30.745	60	34.439
25	78	1:30.891	626	34.533
26	184	1:30.916	99	34.657
27	151	1:30.935	77	34.699
28	27	1:31.012	15	34.741
29	22	1:31.305	691	34.770
30	60	1:31.640	184	34.796
31	99	1:32.186	110	34.839
32	691	1:32.686	27	34.856
33	77	1:32.972	78	34.917
34	110	1:33.265	150	35.186
35	59	1:33.298	59	35.562
36	64	1:36.078	64	36.456
37	65	1:39.069	65	37.000
38				

IDEAL / BEST COMPARISON

PERFECT LAP 1:55.524

POS	NO	NAME	IDEAL	BEST	DIFF
1	165	OWENS	1:55.524	1:55.524	0.000
2	87	CHALK	1:56.936	1:56.996	0.060
3	277	LLEWELLYN	1:57.542	1:57.701	0.159
4	86	MACRAE	1:57.769	1:57.769	0.000
5	23	KERSHAW	1:57.775	1:58.057	0.282
6	53	KOURTI	1:58.084	1:58.518	0.434
7	83	COTTENHAM	1:58.143	1:58.155	0.012
8	243	REEVE	1:58.604	1:58.604	0.000
9	36	HEGINSON	2:00.076	2:00.206	0.130
10	555	TUCKER (R)	2:00.258	2:00.258	0.000
11	169	CARTWRIGHT	2:00.410	2:00.410	0.000
12	44	SUGDON	2:00.627	2:00.627	0.000
13	777	DWYER (R)	2:00.973	2:01.093	0.120
14	75	WOODALL	2:01.202	2:01.202	0.000
15	29	CARVER	2:01.770	2:01.854	0.084
16	76	CARTER	2:02.118	2:02.118	0.000
17	31	MARSHALL (R)	2:02.591	2:02.711	0.120
18	93	GREGORY (R)	2:02.712	2:03.323	0.611
19	26	DWYER	2:03.879	2:04.350	0.471
20	42	ADORJAN	2:03.992	2:04.219	0.227
21	8	ARNOLD	2:04.361	2:04.439	0.078
22	626	HORNER	2:04.461	2:04.470	0.009
23	150	WILSON	2:05.150	2:05.538	0.388
24	151	MURPHY	2:05.374	2:05.374	0.000
25	22	FINCH	2:05.431	2:06.249	0.818
26	15	ROWLAND	2:05.486	2:05.677	0.191
27	184	CARVER (R)	2:05.712	2:05.712	0.000
28	78	DWYER (R)	2:05.808	2:05.836	0.028
29	27	HAYWARD	2:05.868	2:06.618	0.750
30	60	GOUGH	2:06.079	2:06.802	0.723
31	99	MAUD	2:06.843	2:08.062	1.219
32	691	CARTWRIGHT	2:07.456	2:07.521	0.065
33	77	DRAKE	2:07.671	2:08.085	0.414
34	110	KEARNEY (R)	2:08.104	2:08.232	0.128
35	59	GRIMES	2:08.860	2:08.860	0.000
36	64	FLINT (R)	2:12.534	2:12.873	0.339
37	65	TERRY	2:16.069	2:16.539	0.470

Weather / Track : Sunny / Dry

Oulton Park International: 2.6920 miles
Date: 04/04/2025 Start: 15:43 Finish: 15:55

Results can be found at www.tsl-timing.com

Printed - 16:00 Friday, 04 April 2025

BMCRC-MRO Championships 2025 - Rnd 2 @ Oulton Park Int

BMCRC Thunderbike 500

RACE 7 - STATISTICS

Competitors Started	38
Planned Start	2025-04-04 @ 15:40:00.000
Actual Start	2025-04-04 @ 15:43:20.942
Finish Time	2025-04-04 @ 15:55:53.845
Track Length	2.6920mi.
Total Laps	233
Total Distance Covered	627.2426mi.

Session Fastest Lap History

NO	CL	NAME	LAP TIME	TIME OF DAY	LAP	VEHICLE
165	C2	**Josh OWENS**	**1:55.524**	15:47:18.070	2	Honda CB500

Session Leader History

NO	CL	NAME	FROM LAP	LAPS LED	DISTANCE	VEHICLE
87	C1	**Finn CHALK**	1	1	2.69 miles	Honda CB500
165	C2	**Josh OWENS**	2	2	5.38 miles	Honda CB500
87	C1	**Finn CHALK**	4	4	10.76 miles	Honda CB500

Flag History

TYPE	TIME OF DAY
GREEN	15:43:20.942
FINISH	15:55:53.845

Flag Statistics

TYPE	COUNT	TOTAL LAPS	TOTAL TIME
Green	1	7	15:49.522
Red	0	0	0.000
Safety Car	0	0	0.000
FCY	0	0	0.000

Weather / Track : Sunny / Dry

Oulton Park International: 2.6920 miles
Date: 04/04/2025 Start: 15:43 Finish: 15:55

BMCRC-MRO Championships 2025 - Rnd 2 @ Oulton Park Int

BMCRC Thunderbike 500

RACE 7 - STATISTICS

CLASS : C1

4 Starters

Fastest Lap History

NO	NAME	LAP TIME	TIME OF DAY	LAP	VEHICLE
87	**Finn CHALK**	**1:57.494**	15:47:19.905	2	Honda CB500
87	**Finn CHALK**	**1:57.106**	15:49:17.011	3	Honda CB500
87	**Finn CHALK**	**1:56.996**	15:53:11.230	5	Honda CB500

Leader History

NO	NAME	FROM LAP	LAPS LED	DISTANCE	VEHICLE
87	**Finn CHALK**	1	7	18.84 miles	Honda CB500

BMCRC-MRO Championships 2025 - Rnd 2 @ Oulton Park Int

BMCRC Thunderbike 500

RACE 7 - STATISTICS

CLASS : C2

18 Starters

Fastest Lap History

NO	NAME	LAP TIME	TIME OF DAY	LAP	VEHICLE
165	**Josh OWENS**	**1:55.524**	15:47:18.070	2	Honda CB500

Leader History

NO	NAME	FROM LAP	LAPS LED	DISTANCE	VEHICLE
165	**Josh OWENS**	1	3	8.07 miles	Honda CB500
277	**James LLEWELLYN**	4	4	10.76 miles	Honda CB500

Weather / Track : Sunny / Dry

Oulton Park International: 2.6920 miles
Date: 04/04/2025 Start: 15:43 Finish: 15:55

BMCRC-MRO Championships 2025 - Rnd 2 @ Oulton Park Int

BMCRC Thunderbike 500

RACE 7 - STATISTICS

CLASS : C3

16 Starters

Fastest Lap History

NO	NAME	LAP TIME	TIME OF DAY	LAP	VEHICLE
86	**Max MACRAE**	**1:58.142**	15:47:24.455	2	Honda CB500
86	**Max MACRAE**	**1:57.769**	15:51:21.067	4	Honda CB500

Leader History

NO	NAME	FROM LAP	LAPS LED	DISTANCE	VEHICLE
86	**Max MACRAE**	1	6	16.15 miles	Honda CB500
76	**Ian CARTER**	7	1	2.69 miles	Honda CB500

Weather / Track : Sunny / Dry

Oulton Park International: 2.6920 miles
Date: 04/04/2025 Start: 15:43 Finish: 15:55

BMCRC-MRO Championships 2025 - Rnd 2 @ Oulton Park Int

BMCRC Thunderbike 500

RACE 7 - GRID (10 Laps)

BMCRC THUNDERBIKE 500

ROW 13			39	19	Alfie DAVIDSON	38	65	Nigel TERRY (2:16.539)
	37	64	Robert FLINT (R) (2:12.873)					
ROW 12	36	59	Calvin GRIMES (2:08.860)	35	110	Will KEARNEY (R) (2:08.232)	34	77
	Wayne DRAKE (2:08.085)							
ROW 11	33	99	Max MAUD (2:08.062)	32	691	Antony CARTWRIGHT (2:07.521)	31	60
	Danny GOUGH (2:06.802)							
ROW 10	30	27	Richard HAYWARD (2:06.618)	29	42	Gary ADORJAN	28	22
	Simon FINCH (2:06.249)							
ROW 9	27	78	Richard DWYER (R) (2:05.836)	26	184	Dean CARVER (R) (2:05.712)	25	15
	Christopher ROWLAND (2:05.677)							
ROW 8	24	150	Roy WILSON (2:05.538)	23	151	Brian MURPHY (2:05.374)	22	7
	Shaun O'HARA							
ROW 7	21	626	Jamie HORNER (2:04.470)	20	8	Ryan ARNOLD (2:04.439)	19	26
	Colt DWYER (2:04.350)							
ROW 6	18	93	Ryan GREGORY (R) (2:03.323)	17	31	Abigail MARSHALL (R) (2:02.711)	16	76
	Ian CARTER (2:02.118)							
ROW 5	15	29	Robert CARVER (2:01.854)	14	75	Peter WOODALL (2:01.202)	13	777
	Nick DWYER (R) (2:01.093)							
ROW 4	12	44	Mark SUGDON (2:00.627)	11	169	Danny CARTWRIGHT (2:00.410)	10	555
	James TUCKER (R) (2:00.258)							
ROW 3	9	36	Fraser HEGINSON (2:00.206)	8	243	Declan REEVE (1:58.604)	7	53
	Jake KOURTI (1:58.518)							
ROW 2	6	83	James COTTENHAM (1:58.155)	5	23	Adrian KERSHAW (1:58.057)	4	86
	Max MACRAE (1:57.769)							
ROW 1	3	277	James LLEWELLYN (1:57.701)	2	87	Finn CHALK (1:56.996)	1	165
	Josh OWENS (1:55.524)							

Pole

These results are provisional until the conclusion of any judicial and technical matters.

Oulton Park International: 2.6920 miles

Clerk Of Course:	Timekeeper: Craig Smith	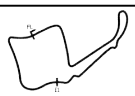

Results can be found at www.tsl-timing.com

Printed - 16:59 Friday, 04 April 2025

BMCRC-MRO Championships 2025 - Rnd 2 @ Oulton Park Int

BMCRC Thunderbike 500

RACE 7 - CLASSIFICATION

Race Distance: 10 Laps / 26.92 miles

POS	NO	CL	PIC	NAME	ENTRY	LAPS	TIME	GAP	DIFF	MPH	BEST	ON	GRD	↑↓
1	165	C2	1	Josh OWENS	Honda CB500 - Jr Performance	10	19:21.459			83.44	1:54.434	10	1	0
2	87	C1	1	Finn CHALK	Honda CB500 - FCR	10	19:40.817	19.358	19.358	82.07	1:56.883	3	2	0
3	19	C2	2	Alfie DAVIDSON	Honda CB500 - Mini Piling Plant Hire	10	19:44.369	22.910	3.552	81.82	1:56.675	7	39	36
4	83	C2	3	James COTTENHAM	Honda CB500 - Ultra Whippet	10	19:44.805	23.346	0.436	81.79	1:57.037	8	6	2
5	23	C2	4	Adrian KERSHAW	Honda CB500 - ADK Racing	10	19:45.713	24.254	0.908	81.73	1:57.209	9	5	0
6	277	C2	5	James LLEWELLYN	Honda CB500 -	10	19:45.875	24.416	0.162	81.72	1:56.919	3	3	-3
7	53	C1	2	Jake KOURTI	Honda CB500 - Red Mist Ltd/ GK Tree Surgeons Ltd/JWG M	10	19:58.609	37.150	12.734	80.85	1:58.505	5	7	0
8	36	C2	6	Fraser HEGINSON	Honda CB500 - Just Pizza & Pasta	10	20:01.798	40.339	3.189	80.63	1:58.015	9	9	1
9	243	C2	7	Declan REEVE	Honda CB500 - MS Electrical Ltd	10	20:02.375	40.916	0.577	80.60	1:58.773	3	8	-1
10	44	C2	8	Mark SUGDON	Honda CB500 - Suggy Racing	10	20:02.577	41.118	0.202	80.58	1:58.780	8	12	2
11	555	C1	3	James TUCKER (R)	Honda CB500 - Moto CJ Imports	10	20:15.407	53.948	12.830	79.73	1:59.680	3	10	-1
12	75	C2	9	Peter WOODALL	Honda CB500 - RevdCoin	10	20:31.763	1:10.304	16.356	78.67	2:01.371	10	14	2
13	29	C2	10	Robert CARVER	Honda CB500 - SF Parts LTD	10	20:31.878	1:10.419	0.115	78.67	2:01.448	9	15	2
14	76	C3	1	Ian CARTER	Honda CB500 -	10	20:33.071	1:11.612	1.193	78.59	2:01.413	10	16	2
15	93	C3	2	Ryan GREGORY (R)	Honda CB500 - Rob Flint	10	20:33.466	1:12.007	0.395	78.56	2:01.701	9	18	3
16	26	C3	3	Colt DWYER	Honda CB500 - Regal Aluminium	10	20:51.261	1:29.802	17.795	77.45	2:03.134	9	19	3
17	8	C3	4	Ryan ARNOLD	Honda CB500 - Newton MOT Racing	10	20:51.839	1:30.380	0.578	77.41	2:03.058	10	20	3
18	626	C2	11	Jamie HORNER	Honda CB500 - TRENT TRACTORS AND MOWERS	10	20:52.162	1:30.703	0.323	77.39	2:03.417	7	21	3
19	42	C3	5	Gary ADORJAN	Honda CB500 -	10	21:00.765	1:39.306	8.603	76.86	2:03.695	4	29	10
20	151	C3	6	Brian MURPHY	Honda CB500 -	10	21:03.587	1:42.128	2.822	76.69	2:04.456	3	23	3
21	15*	C3	7	Christopher ROWLAND	Honda CB500 - SF Parts	10	21:16.137	1:54.678	12.550	75.94	2:04.982	10	25	4
22	184	C3	8	Dean CARVER (R)	Honda CB500 - Helmet city	10	21:18.749	1:57.290	2.612	75.78	2:04.563	9	26	4
23	22	C3	9	Simon FINCH	Honda CB500 -	10	21:18.963	1:57.504	0.214	75.77	2:02.913	8	28	5
24	150	C3	10	Roy WILSON	Honda CB500 - Rother Ride	10	21:22.442	2:00.983	3.479	75.56	2:06.174	9	24	0
25	27	C3	11	Richard HAYWARD	Honda CB500 - BC vehicle repairs/ Snap on Tools	10	21:22.535	2:01.076	0.093	75.56	2:05.871	9	30	5
26	78	C3	12	Richard DWYER (R)	Honda CB500 - R Flint Building & Joinery	10	21:24.782	2:03.323	2.247	75.43	2:05.814	8	27	1
27	77	C2	12	Wayne DRAKE	Honda CB500 -	9	19:26.857	1 Lap	1 Lap	74.74	2:07.385	9	34	7
28	110	C2	13	Will KEARNEY (R)	Honda CB500 -	9	19:35.909	1 Lap	9.052	74.17	2:07.254	9	35	7
29	99	C3	13	Max MAUD	Honda CB500 - WHAT MOTO	9	19:39.657	1 Lap	3.748	73.93	2:08.709	7	33	4
30	64	C3	14	Robert FLINT (R)	Honda CB500 - R Flint Building And Joinery	9	20:06.100	1 Lap	26.443	72.31	2:09.360	9	37	7

NOT CLASSIFIED

DNF	60	C3		Danny GOUGH	Honda CB500 - G Force Motorcycles	7	15:12.258	3 Laps	2 Laps	74.36	2:06.462	3	31	
DNF	31	C1		Abigail MARSHALL (R)	Honda CB500 -	6	12:23.686	4 Laps	1 Lap	78.18	2:01.938	2	17	
DNF	59	C3		Calvin GRIMES	Honda CB500 - Lustre Coatings ltd	4	9:11.679	6 Laps	2 Laps	70.26	2:12.116	2	36	
DNF	65	C2		Nigel TERRY	Honda CB500 - NTrap Garage Doors	3	7:27.461	7 Laps	1 Lap	64.97	2:20.166	2	38	
DNF	86	C3		Max MACRAE	Honda CB500 - MacRae Racing	1	2:04.303	9 Laps	2 Laps	77.96			4	
DNF	7	C2		Shaun O'HARA	Honda CB500 - Advanced Vehicle Alarms	0							22	
DQ	169	C2		Danny CARTWRIGHT	Honda CB500 - Upwright developments								11	

FASTEST LAP

165	C2	Josh OWENS	Honda CB500 - Jr Performance	10	1:54.434	84.68 mph	136.29 kph
87	C1	Finn CHALK	Honda CB500 - FCR	3	1:56.883	82.91 mph	133.43 kph
76	C3	Ian CARTER	Honda CB500 -	10	2:01.413	79.82 mph	128.45 kph

*** No. 15 - Please fit a working transponder**

No. 169 - Disqualified for failing post race technical inspection

Class C2 - 92.5% of Race Speed = 77.18 mph
Class C1 - 92.5% of Race Speed = 75.91 mph
Class C3 - 92.5% of Race Speed = 72.69 mph

Weather / Track : Sunny / Dry
These results are provisional until the conclusion of any judicial and technical matters.

Date: 05/04/2025 Start: 13:21 Finish: 13:40
Oulton Park International: 2.6920 miles

Clerk Of Course:	Timekeeper: Craig Smith	

Results can be found at www.tsl-timing.com

Printed - 14:20 Saturday, 05 April 2025

BMCRC-MRO Championships 2025 - Rnd 2 @ Oulton Park Int

BMCRC Thunderbike 500

RACE 7 - LAP CHART

LAP 1 @ 13:23:26.961

NO	BEHIND	LAP TIME
87		2:01.763
165	0.142	2:01.905
277	0.243	2:02.006
53	1.388	2:03.151
83	1.646	2:03.409
23	2.250	2:04.013
86	2.540	2:04.303
243	2.633	2:04.396
169	3.547	2:05.310
36	3.942	2:05.705
44	4.351	2:06.114
555	5.483	2:07.246
75	6.564	2:08.327
19	6.858	2:08.621
29	6.872	2:08.635
76	7.712	2:09.475
93	8.636	2:10.399
31	8.857	2:10.620
8	10.611	2:12.374
26	10.964	2:12.727
15	12.319	2:14.082
151	12.551	2:14.314
626	13.318	2:15.081
184	14.710	2:16.473
42	14.796	2:16.559
27	15.009	2:16.772
150	16.264	2:18.027
60	16.351	2:18.114
110	16.877	2:18.640
78	17.423	2:19.186
77	18.757	2:20.520
59	20.743	2:22.506
99	20.917	2:22.680
64	22.537	2:24.300
22	24.449	2:26.212
65	25.464	2:27.227

LAP 2 @ 13:25:24.018

NO	BEHIND	LAP TIME
165		1:56.915
87	0.300	1:57.357
277	0.633	1:57.447
83	2.909	1:58.320
53	3.003	1:58.672
23	3.993	1:58.800
243	4.703	1:59.127
169	6.107	1:59.617
44	7.229	1:59.935
36	7.274	2:00.389
19	8.588	1:58.787
555	9.705	2:01.279
75	11.151	2:01.644
29	12.482	2:02.667
76	13.404	2:02.749
31	13.738	2:01.938
93	15.157	2:03.578
8	18.316	2:04.762
26	19.815	2:05.908
151	20.627	2:05.133
15	21.270	2:06.008
626	21.498	2:05.237
42	22.302	2:04.563
184	25.206	2:07.553
27	26.477	2:08.525
60	26.852	2:07.558
150	27.510	2:08.303
78	27.978	2:07.612
77	30.232	2:08.532
110	32.298	2:12.478
22	34.760	2:07.368
59	35.802	2:12.116
99	36.082	2:12.222
64	40.444	2:14.964
65	48.573	2:20.166

LAP 3 @ 13:27:20.239

NO	BEHIND	LAP TIME
165		1:56.221
87	0.962	1:56.883
277	1.331	1:56.919
83	5.216	1:58.528
23	5.810	1:58.038
53	5.833	1:59.051
243	7.255	1:58.773
19	10.429	1:58.062
169	10.516	2:00.630
44	11.578	2:00.570
36	11.788	2:00.735
555	13.164	1:59.680
75	17.643	2:02.713
29	19.639	2:03.378
31	20.048	2:02.531
76	20.508	2:03.325
93	21.766	2:02.830
8	28.181	2:06.086
26	28.347	2:04.753
151	28.862	2:04.456
626	29.290	2:04.013
42	30.737	2:04.656
15	32.253	2:07.204
184	37.007	2:08.022
60	37.093	2:06.462
27	38.142	2:07.886
78	38.719	2:06.962
150	39.227	2:07.938
77	42.896	2:08.885
22	44.078	2:05.539
110	46.049	2:09.972
99	49.784	2:09.923
59	52.986	2:13.405
64	58.619	2:14.396
65	1:32.420	2:40.068 P

LAP 4 @ 13:29:15.592

NO	BEHIND	LAP TIME
165		1:55.353
87	2.872	1:57.263
277	5.065	1:59.087
83	8.357	1:58.494
53	9.423	1:58.943
23	9.562	1:59.105
243	11.047	1:59.145
19	12.852	1:57.776
169	15.033	1:59.870
36	15.365	1:58.930
44	15.556	1:59.331
555	19.868	2:02.057
75	25.019	2:02.729
31	27.198	2:02.503
29	27.791	2:03.505
76	28.011	2:02.856
93	29.064	2:02.651
8	37.863	2:05.035
26	37.972	2:04.978
151	38.269	2:04.760
626	38.721	2:04.784
42	39.079	2:03.695
15	42.790	2:05.890
60	49.171	2:07.431
184	49.429	2:07.775
27	50.857	2:08.068
150	51.005	2:07.131
78	51.787	2:08.421
22	54.704	2:05.979
77	55.747	2:08.204
110	1:00.976	2:10.280
99	1:03.387	2:08.956
64	1:16.998	2:13.732
59	1:21.285	2:23.652 P

LAP 5 @ 13:31:10.653

NO	BEHIND	LAP TIME
165		1:55.061
87	5.271	1:57.460
277	8.201	1:58.197
83	11.522	1:58.226
23	12.339	1:57.838
53	12.867	1:58.505
19	14.846	1:57.055
243	15.605	1:59.619
36	19.918	1:59.614
169	20.187	2:00.215
44	20.533	2:00.038
555	26.061	2:01.254
75	32.584	2:02.626
31	35.520	2:03.383
29	35.826	2:03.096
76	36.087	2:03.137
93	36.234	2:02.231
26	46.786	2:03.875
8	47.476	2:04.674
626	47.690	2:04.030
42	48.527	2:04.509
151	48.877	2:05.669
15	55.065	2:07.336
60	1:01.430	2:07.320
184	1:02.102	2:07.734
150	1:02.259	2:06.315
27	1:02.457	2:06.661
78	1:02.822	2:06.096
22	1:04.541	2:04.898
77	1:08.127	2:07.441
110	1:14.755	2:08.840
99	1:17.659	2:09.333
64	1:35.895	2:13.958

LAP 6 @ 13:33:06.851

NO	BEHIND	LAP TIME
165		1:56.198
87	6.427	1:57.354
277	10.378	1:58.375
83	13.408	1:58.084
23	14.172	1:58.031
19	15.567	1:56.919
53	16.104	1:59.435
243	18.771	1:59.364
36	23.619	1:59.899
169	23.878	1:59.889
44	24.549	2:00.214
555	30.995	2:01.132
75	39.247	2:02.861
31	42.033	2:02.711
29	42.659	2:03.031
76	42.787	2:02.898
93	42.983	2:02.947
26	54.190	2:03.602
8	55.506	2:04.228
626	55.855	2:04.363
42	56.078	2:03.749
151	58.049	2:05.370
15	1:06.642	2:07.775
60	1:11.963	2:06.731
150	1:12.559	2:06.498
184	1:13.311	2:07.407
27	1:13.749	2:07.490
22	1:13.976	2:05.633
78	1:14.356	2:07.732
77	1:20.937	2:09.008
110	1:27.824	2:09.267
99	1:30.322	2:08.861
64	1:52.966	2:13.269

LAP 7 @ 13:35:01.722

NO	BEHIND	LAP TIME
165		1:54.871
87	9.199	1:57.643
277	14.322	1:58.815
83	16.141	1:57.604
23	17.064	1:57.763
19	17.371	1:56.675
53	21.387	2:00.154
243	24.085	2:00.185
169	28.261	1:59.254
36	28.349	1:59.601
44	28.747	1:59.069
555	36.974	2:00.850
75	47.943	2:03.567
76	49.675	2:01.759
29	50.291	2:02.503
93	50.390	2:02.278
8	1:03.766	2:03.131
26	1:04.167	2:04.848
626	1:04.401	2:03.417
42	1:07.910	2:06.703
151	1:09.596	2:06.418
15	1:22.481	2:10.710
150	1:25.708	2:08.020
22	1:25.846	2:06.741
184	1:26.296	2:07.856
27	1:26.569	2:07.691
78	1:28.489	2:09.004
77	1:35.372	2:09.306
60	1:35.734	2:18.642 P
110	1:41.651	2:08.698
99	1:44.160	2:08.709

LAP 8 @ 13:36:56.903

NO	BEHIND	LAP TIME
165		1:55.181
87	12.347	1:58.329
64	1 Lap	2:11.928
277	17.646	1:58.505
83	17.997	1:57.037
19	18.870	1:56.680
23	19.315	1:57.432
53	26.516	2:00.310
243	28.690	1:59.786
36	31.745	1:58.577
169	31.936	1:58.856
44	32.346	1:58.780
555	42.872	2:01.079
75	55.919	2:03.157
29	56.958	2:01.848
76	57.325	2:02.831
93	58.110	2:02.901
8	1:12.939	2:04.354
26	1:13.093	2:04.107
626	1:13.211	2:03.991
42	1:18.456	2:05.727
151	1:21.051	2:06.636
15	1:33.467	2:06.167
22	1:33.578	2:02.913
184	1:36.867	2:05.752
150	1:36.954	2:06.427
27	1:37.912	2:06.524
78	1:39.122	2:05.814
77	1:47.767	2:07.576

LAP 9 @ 13:38:52.223

NO	BEHIND	LAP TIME
165		1:55.320
110	1 Lap	2:10.480
99	1 Lap	2:09.437
87	15.331	1:58.304
83	20.304	1:57.627
277	20.515	1:58.189
19	20.611	1:57.061
23	21.204	1:57.209
64	1 Lap	2:10.193
53	31.625	2:00.429
243	33.244	1:59.874
36	34.440	1:58.015
169	34.597	1:57.981
44	36.055	1:59.029
555	47.972	2:00.420
29	1:03.086	2:01.448
75	1:03.367	2:02.768
93	1:04.491	2:01.701
76	1:04.633	2:02.628
26	1:20.907	2:03.134
626	1:21.341	2:03.450
8	1:21.756	2:04.137
42	1:28.683	2:05.547
151	1:30.818	2:05.087
22	1:42.900	2:04.642
15	1:44.130	2:05.983
184	1:46.110	2:04.563
150	1:47.808	2:06.174
27	1:48.463	2:05.871
78	1:50.427	2:06.625

Weather / Track : Sunny / Dry

Oulton Park International: 2.6920 miles
Date: 05/04/2025 Start: 13:21 Finish: 13:40

BMCRC-MRO Championships 2025 - Rnd 2 @ Oulton Park Int

BMCRC Thunderbike 500

RACE 7 - LAP CHART

LAP 10	@ 13:40:46.657	
NO	BEHIND	LAP TIME
165		1:54.434
77	1 Lap	2:07.385
110	1 Lap	2:07.254
99	1 Lap	2:09.536
87	19.358	1:58.461
19	22.910	1:56.733
83	23.346	1:57.476
23	24.254	1:57.484
277	24.416	1:58.335
53	37.150	1:59.959
36	40.339	2:00.333
169	40.509	2:00.346
243	40.916	2:02.106
44	41.118	1:59.497
64	1 Lap	2:09.360
555	53.948	2:00.410
75	1:10.304	2:01.371
29	1:10.419	2:01.767
76	1:11.612	2:01.413
93	1:12.007	2:01.950
26	1:29.802	2:03.329
8	1:30.380	2:03.058
626	1:30.703	2:03.796
42	1:39.306	2:05.057
151	1:42.128	2:05.744
15	1:54.678	2:04.982
184	1:57.290	2:05.614
22	1:57.504	2:09.038
150	2:00.983	2:07.609
27	2:01.076	2:07.047
78	2:03.323	2:07.330

Weather / Track : Sunny / Dry

Oulton Park International: 2.6920 miles
Date: 05/04/2025 Start: 13:21 Finish: 13:40

BMCRC-MRO Championships 2025 - Rnd 2 @ Oulton Park Int

BMCRC Thunderbike 500

RACE 7 - POSITION CHART

		Lap	1	2	3	4	5	6	7	8	9	10
No	Name	Pos										
165	OWENS	1	87	165	165	165	165	165	165	165	165	165
87	CHALK	2	165	87	87	87	87	87	87	87	87	87
277	LLEWELLYN	3	277	277	277	277	277	277	277	277	83	19
86	MACRAE	4	53	83	83	83	83	83	83	83	277	83
23	KERSHAW	5	83	53	23	53	23	23	23	19	19	23
83	COTTENHAM	6	23	23	53	23	53	19	19	23	23	277
53	KOURTI	7	86	243	243	243	19	53	53	53	53	53
243	REEVE	8	243	169	19	19	243	243	243	243	243	36
36	HEGINSON	9	169	44	169	169	36	36	169	36	36	169
555	TUCKER (R)	10	36	36	44	36	169	169	36	169	169	243
169	CARTWRIGHT	11	44	19	36	44	44	44	44	44	44	44
44	SUGDON	12	555	555	555	555	555	555	555	555	555	555
75	WOODALL	13	75	75	75	75	75	75	75	75	29	75
29	CARVER	14	19	29	29	31	31	31	76	29	75	29
76	CARTER	15	29	76	31	29	29	29	29	76	93	76
31	MARSHALL (R)	16	76	31	76	76	76	76	93	93	76	93
93	GREGORY (R)	17	93	93	93	93	93	93	8	8	26	26
26	DWYER	18	31	8	8	8	26	26	26	26	626	8
8	ARNOLD	19	8	26	26	26	8	8	626	626	8	626
626	HORNER	20	26	151	151	151	626	626	42	42	42	42
7	O'HARA	21	15	15	626	626	42	42	151	151	151	151
151	MURPHY	22	151	626	42	42	151	151	15	15	22	15
150	WILSON	23	626	42	15	15	15	15	150	22	15	184
15	ROWLAND	24	184	184	184	60	60	60	22	184	184	22
184	CARVER (R)	25	42	27	60	184	184	150	184	150	150	150
78	DWYER (R)	26	27	60	27	27	150	184	27	27	27	27
22	FINCH	27	150	150	78	150	27	27	78	78	78	78
42	ADORJAN	28	60	78	150	78	78	22	77	77	77	
27	HAYWARD	29	110	77	77	22	22	78	*60*	110	110	
60	GOUGH	30	78	110	22	77	77	77	110	99	99	
99	MAUD	31	77	22	110	110	110	110	99	64	64	
77	DRAKE	32	59	59	99	99	99	99	64			
110	KEARNEY (R)	33	99	99	59	64	64	64				
59	GRIMES	34	64	64	64	*59*						
64	FLINT (R)	35	22	65	*65*							
65	TERRY	36	65									
19	DAVIDSON	37										

Weather / Track : Sunny / Dry

Oulton Park International: 2.6920 miles
Date: 05/04/2025 Start: 13:21 Finish: 13:40

Results can be found at www.tsl-timing.com

Printed - 13:44 Saturday, 05 April 2025

BMCRC-MRO Championships 2025 - Rnd 2 @ Oulton Park Int

BMCRC Thunderbike 500

RACE 7 - SECTOR ANALYSIS

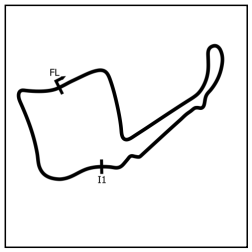

SECTOR 1 = FL to I1, SECTOR 2 = I1 to FL, DIFF = Difference To Personal Best Lap, P = Crossed Finish Line in Pit Lane, D = Time Disallowed

P1 165 C2 Josh OWENS — Honda CB500 - Jr Performance

IDEAL LAP TIME : 1:54.434 BEST LAP TIME : 1:54.434 DIFFERENCE : 0.000

LAP	SECTOR 1	SECTOR 2	LAP TIME	MPH	DIFF	TIME OF DAY
1 -		32.720	2:01.905	79.49	7.471	13:23:27.103
2 -	1:24.644	32.271	1:56.915	82.89	2.481	13:25:24.018
3 -	1:23.969	32.252	1:56.221	83.38	1.787	13:27:20.239
4 -	1:23.276	32.077	1:55.353	84.01	0.919	13:29:15.592
5 -	1:22.827	32.234	1:55.061 **(3)**	84.22	0.627	13:31:10.653
6 -	1:23.946	32.252	1:56.198	83.40	1.764	13:33:06.851
7 -	1:22.834	32.037	1:54.871 **(2)**	84.36	0.437	13:35:01.722
8 -	1:23.057	32.124	1:55.181	84.13	0.747	13:36:56.903
9 -	1:22.944	32.376	1:55.320	84.03	0.886	13:38:52.223
10 -	***1:22.592***	***31.842***	***1:54.434*** **(1)**	***84.68***		***13:40:46.657***

P2 87 C1 Finn CHALK — Honda CB500 - FCR

IDEAL LAP TIME : 1:56.883 BEST LAP TIME : 1:56.883 DIFFERENCE : 0.000

LAP	SECTOR 1	SECTOR 2	LAP TIME	MPH	DIFF	TIME OF DAY
1 -		32.635	2:01.763	79.59	4.880	13:23:26.961
2 -	1:24.711	32.646	1:57.357	82.57	0.474	13:25:24.318
3 -	***1:24.611***	***32.272***	***1:56.883*** **(1)**	***82.91***		***13:27:21.201***
4 -	1:24.876	32.387	1:57.263 **(2)**	82.64	0.380	13:29:18.464
5 -	1:25.055	32.405	1:57.460	82.50	0.577	13:31:15.924
6 -	1:24.919	32.435	1:57.354 **(3)**	82.58	0.471	13:33:13.278
7 -	1:25.169	32.474	1:57.643	82.37	0.760	13:35:10.921
8 -	1:25.131	33.198	1:58.329	81.90	1.446	13:37:09.250
9 -	1:25.790	32.514	1:58.304	81.91	1.421	13:39:07.554
10 -	1:25.779	32.682	1:58.461	81.81	1.578	13:41:06.015

P3 19 C2 Alfie DAVIDSON — Honda CB500 - Mini Piling Plant Hire

IDEAL LAP TIME : 1:56.542 BEST LAP TIME : 1:56.675 DIFFERENCE : 0.133

LAP	SECTOR 1	SECTOR 2	LAP TIME	MPH	DIFF	TIME OF DAY
1 -		32.930	2:08.621	75.34	11.946	13:23:33.819
2 -	1:25.903	32.884	1:58.787	81.58	2.112	13:25:32.606
3 -	1:25.473	32.589	1:58.062	82.08	1.387	13:27:30.668
4 -	1:25.035	32.741	1:57.776	82.28	1.101	13:29:28.444
5 -	1:24.370	32.685	1:57.055	82.79	0.380	13:31:25.499
6 -	1:24.281	32.638	1:56.919	82.88	0.244	13:33:22.418
7 -	1:24.251	***32.424***	***1:56.675*** **(1)**	***83.06***		***13:35:19.093***
8 -	***1:24.118***	32.562	1:56.680 **(2)**	83.05	0.005	13:37:15.773
9 -	1:24.392	32.669	1:57.061	82.78	0.386	13:39:12.834
10 -	1:24.128	32.605	1:56.733 **(3)**	83.02	0.058	13:41:09.567

P4 83 C2 James COTTENHAM — Honda CB500 - Ultra Whippet

IDEAL LAP TIME : 1:56.915 BEST LAP TIME : 1:57.037 DIFFERENCE : 0.122

LAP	SECTOR 1	SECTOR 2	LAP TIME	MPH	DIFF	TIME OF DAY
1 -		32.466	2:03.409	78.52	6.372	13:23:28.607
2 -	1:25.458	32.862	1:58.320	81.90	1.283	13:25:26.927
3 -	1:25.576	32.952	1:58.528	81.76	1.491	13:27:25.455
4 -	1:25.459	33.035	1:58.494	81.78	1.457	13:29:23.949
5 -	1:25.436	32.790	1:58.226	81.97	1.189	13:31:22.175
6 -	1:25.301	32.783	1:58.084	82.07	1.047	13:33:20.259
7 -	1:24.933	32.671	1:57.604 **(3)**	82.40	0.567	13:35:17.863
8 -	***1:24.576***	32.461	***1:57.037*** **(1)**	***82.80***		***13:37:14.900***
9 -	1:25.055	32.572	1:57.627	82.39	0.590	13:39:12.527
10 -	1:25.137	***32.339***	1:57.476 **(2)**	82.49	0.439	13:41:10.003

Weather / Track : Sunny / Dry

Oulton Park International: 2.6920 miles
Date: 05/04/2025 Start: 13:21 Finish: 13:40

BMCRC-MRO Championships 2025 - Rnd 2 @ Oulton Park Int

BMCRC Thunderbike 500

RACE 7 - SECTOR ANALYSIS

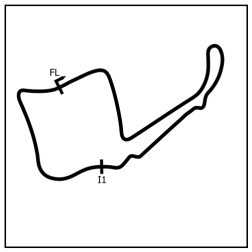

SECTOR 1 = FL to I1, SECTOR 2 = I1 to FL, DIFF = Difference To Personal Best Lap, P = Crossed Finish Line in Pit Lane, D = Time Disallowed

P5 23 C2 Adrian KERSHAW Honda CB500 - ADK Racing

IDEAL LAP TIME : 1:57.183 BEST LAP TIME : 1:57.209 DIFFERENCE : 0.026

LAP	SECTOR 1	SECTOR 2	LAP TIME	MPH	DIFF	TIME OF DAY
1 -		32.892	2:04.013	78.14	6.804	13:23:29.211
2 -	1:25.790	33.010	1:58.800	81.57	1.591	13:25:28.011
3 -	1:25.046	32.992	1:58.038	82.10	0.829	13:27:26.049
4 -	1:25.768	33.337	1:59.105	81.36	1.896	13:29:25.154
5 -	1:24.985	32.853	1:57.838	82.24	0.629	13:31:22.992
6 -	1:24.942	33.089	1:58.031	82.10	0.822	13:33:21.023
7 -	1:24.848	32.915	1:57.763	82.29	0.554	13:35:18.786
8 -	1:24.790	32.642	1:57.432 **(2)**	82.52	0.223	13:37:16.218
9 -	***1:24.612***	32.597	***1:57.209*** **(1)**	***82.68***		***13:39:13.427***
10 -	1:24.913	***32.571***	1:57.484 **(3)**	82.49	0.275	13:41:10.911

P6 277 C2 James LLEWELLYN Honda CB500 -

IDEAL LAP TIME : 1:56.919 BEST LAP TIME : 1:56.919 DIFFERENCE : 0.000

LAP	SECTOR 1	SECTOR 2	LAP TIME	MPH	DIFF	TIME OF DAY
1 -		32.677	2:02.006	79.43	5.087	13:23:27.204
2 -	1:24.940	32.507	1:57.447 **(2)**	82.51	0.528	13:25:24.651
3 -	***1:24.424***	***32.495***	***1:56.919*** **(1)**	***82.88***		***13:27:21.570***
4 -	1:25.734	33.353	1:59.087	81.38	2.168	13:29:20.657
5 -	1:24.924	33.273	1:58.197	81.99	1.278	13:31:18.854
6 -	1:25.068	33.307	1:58.375	81.86	1.456	13:33:17.229
7 -	1:25.549	33.266	1:58.815	81.56	1.896	13:35:16.044
8 -	1:25.233	33.272	1:58.505	81.77	1.586	13:37:14.549
9 -	1:25.110	33.079	1:58.189 **(3)**	81.99	1.270	13:39:12.738
10 -	1:25.253	33.082	1:58.335	81.89	1.416	13:41:11.073

P7 53 C1 Jake KOURTI Honda CB500 - Red Mist Ltd/ GK Tree Surgeons Ltd/JWG Motor

IDEAL LAP TIME : 1:58.292 BEST LAP TIME : 1:58.505 DIFFERENCE : 0.213

LAP	SECTOR 1	SECTOR 2	LAP TIME	MPH	DIFF	TIME OF DAY
1 -		***32.526***	2:03.151	78.69	4.646	13:23:28.349
2 -	1:25.772	32.900	1:58.672 **(2)**	81.66	0.167	13:25:27.021
3 -	1:25.933	33.118	1:59.051	81.40	0.546	13:27:26.072
4 -	1:25.861	33.082	1:58.943 **(3)**	81.47	0.438	13:29:25.015
5 -	***1:25.766***	32.739	***1:58.505*** **(1)**	***81.77***		***13:31:23.520***
6 -	1:26.019	33.416	1:59.435	81.14	0.930	13:33:22.955
7 -	1:26.698	33.456	2:00.154	80.65	1.649	13:35:23.109
8 -	1:26.897	33.413	2:00.310	80.55	1.805	13:37:23.419
9 -	1:27.213	33.216	2:00.429	80.47	1.924	13:39:23.848
10 -	1:26.663	33.296	1:59.959	80.78	1.454	13:41:23.807

P8 36 C2 Fraser HEGINSON Honda CB500 - Just Pizza & Pasta

IDEAL LAP TIME : 1:57.995 BEST LAP TIME : 1:58.015 DIFFERENCE : 0.020

LAP	SECTOR 1	SECTOR 2	LAP TIME	MPH	DIFF	TIME OF DAY
1 -		32.985	2:05.705	77.09	7.690	13:23:30.903
2 -	1:27.044	33.345	2:00.389	80.49	2.374	13:25:31.292
3 -	1:27.765	32.970	2:00.735	80.26	2.720	13:27:32.027
4 -	1:26.142	***32.788***	1:58.930 **(3)**	81.48	0.915	13:29:30.957
5 -	1:26.392	33.222	1:59.614	81.02	1.599	13:31:30.571
6 -	1:26.944	32.955	1:59.899	80.82	1.884	13:33:30.470
7 -	1:26.650	32.951	1:59.601	81.03	1.586	13:35:30.071
8 -	1:25.604	32.973	1:58.577 **(2)**	81.73	0.562	13:37:28.648
9 -	***1:25.207***	32.808	***1:58.015*** **(1)**	***82.11***		***13:39:26.663***
10 -	1:27.030	33.303	2:00.333	80.53	2.318	13:41:26.996

BMCRC-MRO Championships 2025 - Rnd 2 @ Oulton Park Int

BMCRC Thunderbike 500

RACE 7 - SECTOR ANALYSIS

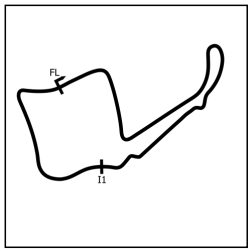

SECTOR 1 = FL to I1, SECTOR 2 = I1 to FL, DIFF = Difference To Personal Best Lap, P = Crossed Finish Line in Pit Lane, D = Time Disallowed

P9 169 C2 Danny CARTWRIGHT

Honda CB500 - Upwright developments

IDEAL LAP TIME : 1:57.981 BEST LAP TIME : 1:57.981 DIFFERENCE : 0.000

LAP	SECTOR 1	SECTOR 2	LAP TIME	MPH	DIFF	TIME OF DAY
1 -		32.657	2:05.310	77.33	7.329	13:23:30.508
2 -	1:26.481	33.136	1:59.617	81.01	1.636	13:25:30.125
3 -	1:27.253	33.377	2:00.630	80.33	2.649	13:27:30.755
4 -	1:26.580	33.290	1:59.870	80.84	1.889	13:29:30.625
5 -	1:26.862	33.353	2:00.215	80.61	2.234	13:31:30.840
6 -	1:26.778	33.111	1:59.889	80.83	1.908	13:33:30.729
7 -	1:26.121	33.133	1:59.254 **(3)**	81.26	1.273	13:35:29.983
8 -	1:25.742	33.114	1:58.856 **(2)**	81.53	0.875	13:37:28.839
9 -	***1:25.491***	***32.490***	***1:57.981*** **(1)**	***82.14***		***13:39:26.820***
10 -	1:26.986	33.360	2:00.346	80.52	2.365	13:41:27.166

P10 243 C2 Declan REEVE

Honda CB500 - MS Electrical Ltd

IDEAL LAP TIME : 1:58.753 BEST LAP TIME : 1:58.773 DIFFERENCE : 0.020

LAP	SECTOR 1	SECTOR 2	LAP TIME	MPH	DIFF	TIME OF DAY
1 -		32.876	2:04.396	77.90	5.623	13:23:29.594
2 -	1:26.266	***32.861***	1:59.127 **(2)**	81.35	0.354	13:25:28.721
3 -	***1:25.892***	32.881	***1:58.773*** **(1)**	***81.59***		***13:27:27.494***
4 -	1:26.094	33.051	1:59.145 **(3)**	81.34	0.372	13:29:26.639
5 -	1:26.094	33.525	1:59.619	81.01	0.846	13:31:26.258
6 -	1:26.144	33.220	1:59.364	81.19	0.591	13:33:25.622
7 -	1:26.795	33.390	2:00.185	80.63	1.412	13:35:25.807
8 -	1:26.387	33.399	1:59.786	80.90	1.013	13:37:25.593
9 -	1:26.477	33.397	1:59.874	80.84	1.101	13:39:25.467
10 -	1:28.093	34.013	2:02.106	79.36	3.333	13:41:27.573

P11 44 C2 Mark SUGDON

Honda CB500 - Suggy Racing

IDEAL LAP TIME : 1:58.640 BEST LAP TIME : 1:58.780 DIFFERENCE : 0.140

LAP	SECTOR 1	SECTOR 2	LAP TIME	MPH	DIFF	TIME OF DAY
1 -		32.870	2:06.114	76.84	7.334	13:23:31.312
2 -	1:26.940	32.995	1:59.935	80.80	1.155	13:25:31.247
3 -	1:27.548	33.022	2:00.570	80.37	1.790	13:27:31.817
4 -	1:26.090	33.241	1:59.331	81.21	0.551	13:29:31.148
5 -	1:26.704	33.334	2:00.038	80.73	1.258	13:31:31.186
6 -	1:27.189	33.025	2:00.214	80.61	1.434	13:33:31.400
7 -	1:26.162	32.907	1:59.069 **(3)**	81.39	0.289	13:35:30.469
8 -	***1:25.786***	32.994	***1:58.780*** **(1)**	***81.59***		***13:37:29.249***
9 -	1:26.065	32.964	1:59.029 **(2)**	81.41	0.249	13:39:28.278
10 -	1:26.643	***32.854***	1:59.497	81.10	0.717	13:41:27.775

P12 555 C1 James TUCKER (R)

Honda CB500 - Moto CJ Imports

IDEAL LAP TIME : 1:59.680 BEST LAP TIME : 1:59.680 DIFFERENCE : 0.000

LAP	SECTOR 1	SECTOR 2	LAP TIME	MPH	DIFF	TIME OF DAY
1 -		33.022	2:07.246	76.16	7.566	13:23:32.444
2 -	1:28.043	33.236	2:01.279	79.90	1.599	13:25:33.723
3 -	***1:26.838***	***32.842***	***1:59.680*** **(1)**	***80.97***		***13:27:33.403***
4 -	1:28.567	33.490	2:02.057	79.39	2.377	13:29:35.460
5 -	1:27.926	33.328	2:01.254	79.92	1.574	13:31:36.714
6 -	1:27.695	33.437	2:01.132	80.00	1.452	13:33:37.846
7 -	1:27.479	33.371	2:00.850	80.19	1.170	13:35:38.696
8 -	1:27.593	33.486	2:01.079	80.04	1.399	13:37:39.775
9 -	1:27.348	33.072	2:00.420 **(3)**	80.47	0.740	13:39:40.195
10 -	1:26.996	33.414	2:00.410 **(2)**	80.48	0.730	13:41:40.605

BMCRC-MRO Championships 2025 - Rnd 2 @ Oulton Park Int

BMCRC Thunderbike 500

RACE 7 - SECTOR ANALYSIS

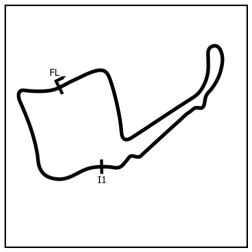

SECTOR 1 = FL to I1, SECTOR 2 = I1 to FL, DIFF = Difference To Personal Best Lap, P = Crossed Finish Line in Pit Lane, D = Time Disallowed

P13 75 C2 Peter WOODALL — Honda CB500 - RevdCoin

IDEAL LAP TIME : 2:01.214 BEST LAP TIME : 2:01.371 DIFFERENCE : 0.157

LAP	SECTOR 1	SECTOR 2	LAP TIME	MPH	DIFF	TIME OF DAY
1 -		***33.581***	2:08.327	75.52	6.956	13:23:33.525
2 -	1:27.971	33.673	2:01.644 **(2)**	79.66	0.273	13:25:35.169
3 -	1:28.751	33.962	2:02.713	78.97	1.342	13:27:37.882
4 -	1:28.624	34.105	2:02.729	78.96	1.358	13:29:40.611
5 -	1:28.394	34.232	2:02.626 **(3)**	79.03	1.255	13:31:43.237
6 -	1:28.840	34.021	2:02.861	78.88	1.490	13:33:46.098
7 -	1:29.083	34.484	2:03.567	78.42	2.196	13:35:49.665
8 -	1:28.985	34.172	2:03.157	78.69	1.786	13:37:52.822
9 -	1:28.443	34.325	2:02.768	78.93	1.397	13:39:55.590
10 -	***1:27.633***	33.738	***2:01.371*** **(1)**	***79.84***		***13:41:56.961***

P14 29 C2 Robert CARVER — Honda CB500 - SF Parts LTD

IDEAL LAP TIME : 2:00.996 BEST LAP TIME : 2:01.448 DIFFERENCE : 0.452

LAP	SECTOR 1	SECTOR 2	LAP TIME	MPH	DIFF	TIME OF DAY
1 -		***33.486***	2:08.635	75.33	7.187	13:23:33.833
2 -	1:28.760	33.907	2:02.667	79.00	1.219	13:25:36.500
3 -	1:29.154	34.224	2:03.378	78.54	1.930	13:27:39.878
4 -	1:29.439	34.066	2:03.505	78.46	2.057	13:29:43.383
5 -	1:28.847	34.249	2:03.096	78.72	1.648	13:31:46.479
6 -	1:29.004	34.027	2:03.031	78.77	1.583	13:33:49.510
7 -	1:28.093	34.410	2:02.503	79.11	1.055	13:35:52.013
8 -	1:28.111	33.737	2:01.848 **(3)**	79.53	0.400	13:37:53.861
9 -	***1:27.510***	33.938	***2:01.448*** **(1)**	***79.79***		***13:39:55.309***
10 -	1:27.553	34.214	2:01.767 **(2)**	79.58	0.319	13:41:57.076

P15 76 C3 Ian CARTER — Honda CB500 -

IDEAL LAP TIME : 2:01.025 BEST LAP TIME : 2:01.413 DIFFERENCE : 0.388

LAP	SECTOR 1	SECTOR 2	LAP TIME	MPH	DIFF	TIME OF DAY
1 -		33.704	2:09.475	74.85	8.062	13:23:34.673
2 -	1:28.787	33.962	2:02.749	78.95	1.336	13:25:37.422
3 -	1:29.667	***33.658***	2:03.325	78.58	1.912	13:27:40.747
4 -	1:28.869	33.987	2:02.856	78.88	1.443	13:29:43.603
5 -	1:28.707	34.430	2:03.137	78.70	1.724	13:31:46.740
6 -	1:28.986	33.912	2:02.898	78.85	1.485	13:33:49.638
7 -	1:27.543	34.216	2:01.759 **(2)**	79.59	0.346	13:35:51.397
8 -	1:28.324	34.507	2:02.831	78.89	1.418	13:37:54.228
9 -	1:28.514	34.114	2:02.628 **(3)**	79.03	1.215	13:39:56.856
10 -	***1:27.367***	34.046	***2:01.413*** **(1)**	***79.82***		***13:41:58.269***

P16 93 C3 Ryan GREGORY (R) — Honda CB500 - Rob Flint

IDEAL LAP TIME : 2:01.701 BEST LAP TIME : 2:01.701 DIFFERENCE : 0.000

LAP	SECTOR 1	SECTOR 2	LAP TIME	MPH	DIFF	TIME OF DAY
1 -		33.954	2:10.399	74.32	8.698	13:23:35.597
2 -	1:29.338	34.240	2:03.578	78.42	1.877	13:25:39.175
3 -	1:28.550	34.280	2:02.830	78.90	1.129	13:27:42.005
4 -	1:28.653	33.998	2:02.651	79.01	0.950	13:29:44.656
5 -	1:28.073	34.158	2:02.231 **(3)**	79.28	0.530	13:31:46.887
6 -	1:28.939	34.008	2:02.947	78.82	1.246	13:33:49.834
7 -	1:28.031	34.247	2:02.278	79.25	0.577	13:35:52.112
8 -	1:28.713	34.188	2:02.901	78.85	1.200	13:37:55.013
9 -	***1:27.924***	***33.777***	***2:01.701*** **(1)**	***79.63***		***13:39:56.714***
10 -	1:28.156	33.794	2:01.950 **(2)**	79.46	0.249	13:41:58.664

BMCRC-MRO Championships 2025 - Rnd 2 @ Oulton Park Int

BMCRC Thunderbike 500

RACE 7 - SECTOR ANALYSIS

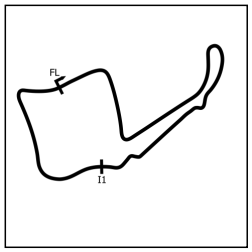

SECTOR 1 = FL to I1, SECTOR 2 = I1 to FL, DIFF = Difference To Personal Best Lap, P = Crossed Finish Line in Pit Lane, D = Time Disallowed

P17 26 C3 Colt DWYER — Honda CB500 - Regal Aluminium

IDEAL LAP TIME : 2:03.099 BEST LAP TIME : 2:03.134 DIFFERENCE : 0.035

LAP	SECTOR 1	SECTOR 2	LAP TIME	MPH	DIFF	TIME OF DAY
1 -		34.825	2:12.727	73.01	9.593	13:23:37.925
2 -	1:31.559	***34.349***	2:05.908	76.97	2.774	13:25:43.833
3 -	1:30.271	34.482	2:04.753	77.68	1.619	13:27:48.586
4 -	1:30.486	34.492	2:04.978	77.54	1.844	13:29:53.564
5 -	1:29.382	34.493	2:03.875	78.23	0.741	13:31:57.439
6 -	1:29.089	34.513	2:03.602 **(3)**	78.40	0.468	13:34:01.041
7 -	1:29.518	35.330	2:04.848	77.62	1.714	13:36:05.889
8 -	1:29.634	34.473	2:04.107	78.08	0.973	13:38:09.996
9 -	***1:28.750***	34.384	***2:03.134*** **(1)**	***78.70***		***13:40:13.130***
10 -	1:28.928	34.401	2:03.329 **(2)**	78.58	0.195	13:42:16.459

P18 8 C3 Ryan ARNOLD — Honda CB500 - Newton MOT Racing

IDEAL LAP TIME : 2:02.550 BEST LAP TIME : 2:03.058 DIFFERENCE : 0.508

LAP	SECTOR 1	SECTOR 2	LAP TIME	MPH	DIFF	TIME OF DAY
1 -		34.051	2:12.374	73.21	9.316	13:23:37.572
2 -	1:30.234	34.528	2:04.762	77.67	1.704	13:25:42.334
3 -	1:31.046	35.040	2:06.086	76.86	3.028	13:27:48.420
4 -	1:30.604	34.431	2:05.035	77.50	1.977	13:29:53.455
5 -	1:30.452	34.222	2:04.674	77.73	1.616	13:31:58.129
6 -	1:30.205	34.023	2:04.228	78.01	1.170	13:34:02.357
7 -	***1:28.679***	34.452	2:03.131 **(2)**	78.70	0.073	13:36:05.488
8 -	1:29.677	34.677	2:04.354	77.93	1.296	13:38:09.842
9 -	1:29.801	34.336	2:04.137 **(3)**	78.06	1.079	13:40:13.979
10 -	1:29.187	***33.871***	***2:03.058*** **(1)**	***78.75***		***13:42:17.037***

P19 626 C2 Jamie HORNER — Honda CB500 - TRENT TRACTORS AND MOWERS

IDEAL LAP TIME : 2:02.874 BEST LAP TIME : 2:03.417 DIFFERENCE : 0.543

LAP	SECTOR 1	SECTOR 2	LAP TIME	MPH	DIFF	TIME OF DAY
1 -		34.821	2:15.081	71.74	11.664	13:23:40.279
2 -	1:30.968	34.269	2:05.237	77.38	1.820	13:25:45.516
3 -	1:30.082	33.931	2:04.013	78.14	0.596	13:27:49.529
4 -	1:30.221	34.563	2:04.784	77.66	1.367	13:29:54.313
5 -	1:30.211	***33.819***	2:04.030	78.13	0.613	13:31:58.343
6 -	1:30.071	34.292	2:04.363	77.92	0.946	13:34:02.706
7 -	***1:29.055***	34.362	***2:03.417*** **(1)**	***78.52***		***13:36:06.123***
8 -	1:29.786	34.205	2:03.991	78.16	0.574	13:38:10.114
9 -	1:29.517	33.933	2:03.450 **(2)**	78.50	0.033	13:40:13.564
10 -	1:29.664	34.132	2:03.796 **(3)**	78.28	0.379	13:42:17.360

P20 42 C3 Gary ADORJAN — Honda CB500 -

IDEAL LAP TIME : 2:03.650 BEST LAP TIME : 2:03.695 DIFFERENCE : 0.045

LAP	SECTOR 1	SECTOR 2	LAP TIME	MPH	DIFF	TIME OF DAY
1 -		34.803	2:16.559	70.96	12.864	13:23:41.757
2 -	1:30.243	34.320	2:04.563	77.80	0.868	13:25:46.320
3 -	1:30.394	34.262	2:04.656	77.74	0.961	13:27:50.976
4 -	***1:29.802***	33.893	***2:03.695*** **(1)**	***78.34***		***13:29:54.671***
5 -	1:30.629	33.880	2:04.509 **(3)**	77.83	0.814	13:31:59.180
6 -	1:29.901	***33.848***	2:03.749 **(2)**	78.31	0.054	13:34:02.929
7 -	1:31.894	34.809	2:06.703	76.48	3.008	13:36:09.632
8 -	1:31.077	34.650	2:05.727	77.08	2.032	13:38:15.359
9 -	1:31.159	34.388	2:05.547	77.19	1.852	13:40:20.906
10 -	1:30.821	34.236	2:05.057	77.49	1.362	13:42:25.963

BMCRC-MRO Championships 2025 - Rnd 2 @ Oulton Park Int

BMCRC Thunderbike 500

RACE 7 - SECTOR ANALYSIS

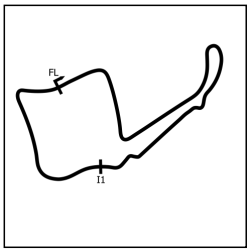

SECTOR 1 = FL to I1, SECTOR 2 = I1 to FL, DIFF = Difference To Personal Best Lap, P = Crossed Finish Line in Pit Lane, D = Time Disallowed

P21 151 C3 Brian MURPHY Honda CB500 -

IDEAL LAP TIME : 2:04.332 BEST LAP TIME : 2:04.456 DIFFERENCE : 0.124

LAP	SECTOR 1	SECTOR 2	LAP TIME	MPH	DIFF	TIME OF DAY
1 -		34.764	2:14.314	72.15	9.858	13:23:39.512
2 -	1:30.892	***34.241***	2:05.133	77.44	0.677	13:25:44.645
3 -	***1:30.091***	34.365	***2:04.456*** **(1)**	***77.86***		***13:27:49.101***
4 -	1:30.231	34.529	2:04.760 **(2)**	77.67	0.304	13:29:53.861
5 -	1:30.911	34.758	2:05.669	77.11	1.213	13:31:59.530
6 -	1:30.615	34.755	2:05.370	77.30	0.914	13:34:04.900
7 -	1:31.091	35.327	2:06.418	76.66	1.962	13:36:11.318
8 -	1:31.833	34.803	2:06.636	76.52	2.180	13:38:17.954
9 -	1:30.444	34.643	2:05.087 **(3)**	77.47	0.631	13:40:23.041
10 -	1:30.559	35.185	2:05.744	77.07	1.288	13:42:28.785

P22 15 C3 Christopher ROWLAND Honda CB500 - SF Parts

IDEAL LAP TIME : BEST LAP TIME : 2:04.982 DIFFERENCE :

LAP	SECTOR 1	SECTOR 2	LAP TIME	MPH	DIFF	TIME OF DAY
1 -			2:14.082	72.27	9.100	13:23:39.280
2 -			2:06.008	76.91	1.026	13:25:45.288
3 -			2:07.204	76.18	2.222	13:27:52.492
4 -			2:05.890 **(2)**	76.98	0.908	13:29:58.382
5 -			2:07.336	76.10	2.354	13:32:05.718
6 -			2:07.775	75.84	2.793	13:34:13.493
7 -			2:10.710	74.14	5.728	13:36:24.203
8 -			2:06.167	76.81	1.185	13:38:30.370
9 -			2:05.983 **(3)**	76.92	1.001	13:40:36.353
10 -			***2:04.982*** **(1)**	***77.54***		***13:42:41.335***

P23 184 C3 Dean CARVER (R) Honda CB500 - Helmet city

IDEAL LAP TIME : 2:04.563 BEST LAP TIME : 2:04.563 DIFFERENCE : 0.000

LAP	SECTOR 1	SECTOR 2	LAP TIME	MPH	DIFF	TIME OF DAY
1 -		35.263	2:16.473	71.01	11.910	13:23:41.671
2 -	1:32.177	35.376	2:07.553	75.97	2.990	13:25:49.224
3 -	1:32.252	35.770	2:08.022	75.70	3.459	13:27:57.246
4 -	1:31.587	36.188	2:07.775	75.84	3.212	13:30:05.021
5 -	1:31.858	35.876	2:07.734	75.87	3.171	13:32:12.755
6 -	1:32.529	34.878	2:07.407	76.06	2.844	13:34:20.162
7 -	1:31.816	36.040	2:07.856	75.79	3.293	13:36:28.018
8 -	1:30.967	34.785	2:05.752 **(3)**	77.06	1.189	13:38:33.770
9 -	***1:30.092***	***34.471***	***2:04.563*** **(1)**	***77.80***		***13:40:38.333***
10 -	1:30.333	35.281	2:05.614 **(2)**	77.15	1.051	13:42:43.947

P24 22 C3 Simon FINCH Honda CB500 -

IDEAL LAP TIME : 2:02.913 BEST LAP TIME : 2:02.913 DIFFERENCE : 0.000

LAP	SECTOR 1	SECTOR 2	LAP TIME	MPH	DIFF	TIME OF DAY
1 -		36.337	2:26.212	66.28	23.299	13:23:51.410
2 -	1:32.402	34.966	2:07.368	76.08	4.455	13:25:58.778
3 -	1:30.951	34.588	2:05.539	77.19	2.626	13:28:04.317
4 -	1:31.274	34.705	2:05.979	76.92	3.066	13:30:10.296
5 -	1:30.579	34.319	2:04.898 **(3)**	77.59	1.985	13:32:15.194
6 -	1:31.081	34.552	2:05.633	77.13	2.720	13:34:20.827
7 -	1:31.316	35.425	2:06.741	76.46	3.828	13:36:27.568
8 -	***1:29.028***	***33.885***	***2:02.913*** **(1)**	***78.84***		***13:38:30.481***
9 -	1:30.266	34.376	2:04.642 **(2)**	77.75	1.729	13:40:35.123
10 -	1:33.508	35.530	2:09.038	75.10	6.125	13:42:44.161

BMCRC-MRO Championships 2025 - Rnd 2 @ Oulton Park Int

BMCRC Thunderbike 500

RACE 7 - SECTOR ANALYSIS

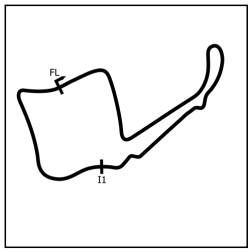

SECTOR 1 = FL to I1, SECTOR 2 = I1 to FL, DIFF = Difference To Personal Best Lap, P = Crossed Finish Line in Pit Lane, D = Time Disallowed

P25 150 C3 Roy WILSON Honda CB500 - Rother Ride

IDEAL LAP TIME : 2:05.892 BEST LAP TIME : 2:06.174 DIFFERENCE : 0.282

LAP	SECTOR 1	SECTOR 2	LAP TIME	MPH	DIFF	TIME OF DAY
1 -		35.606	2:18.027	70.21	11.853	13:23:43.225
2 -	1:32.446	35.857	2:08.303	75.53	2.129	13:25:51.528
3 -	1:32.519	35.419	2:07.938	75.74	1.764	13:27:59.466
4 -	1:32.141	34.990	2:07.131	76.23	0.957	13:30:06.597
5 -	***1:30.961***	35.354	2:06.315 **(2)**	76.72	0.141	13:32:12.912
6 -	1:31.567	***34.931***	2:06.498	76.61	0.324	13:34:19.410
7 -	1:32.150	35.870	2:08.020	75.70	1.846	13:36:27.430
8 -	1:31.089	35.338	2:06.427 **(3)**	76.65	0.253	13:38:33.857
9 -	1:31.017	35.157	***2:06.174*** **(1)**	***76.80***		***13:40:40.031***
10 -	1:32.438	35.171	2:07.609	75.94	1.435	13:42:47.640

P26 27 C3 Richard HAYWARD Honda CB500 - BC vehicle repairs/ Snap on Tools

IDEAL LAP TIME : 2:05.647 BEST LAP TIME : 2:05.871 DIFFERENCE : 0.224

LAP	SECTOR 1	SECTOR 2	LAP TIME	MPH	DIFF	TIME OF DAY
1 -		35.131	2:16.772	70.85	10.901	13:23:41.970
2 -	1:33.461	35.064	2:08.525	75.40	2.654	13:25:50.495
3 -	1:32.851	35.035	2:07.886	75.78	2.015	13:27:58.381
4 -	1:32.988	35.080	2:08.068	75.67	2.197	13:30:06.449
5 -	1:31.647	35.014	2:06.661 **(3)**	76.51	0.790	13:32:13.110
6 -	1:32.541	34.949	2:07.490	76.01	1.619	13:34:20.600
7 -	1:32.090	35.601	2:07.691	75.89	1.820	13:36:28.291
8 -	***1:31.040***	35.484	2:06.524 **(2)**	76.59	0.653	13:38:34.815
9 -	1:31.264	***34.607***	***2:05.871*** **(1)**	***76.99***		***13:40:40.686***
10 -	1:31.862	35.185	2:07.047	76.28	1.176	13:42:47.733

P27 78 C3 Richard DWYER (R) Honda CB500 - R Flint Building & Joinery

IDEAL LAP TIME : 2:05.631 BEST LAP TIME : 2:05.814 DIFFERENCE : 0.183

LAP	SECTOR 1	SECTOR 2	LAP TIME	MPH	DIFF	TIME OF DAY
1 -		35.522	2:19.186	69.62	13.372	13:23:44.384
2 -	1:32.052	35.560	2:07.612	75.94	1.798	13:25:51.996
3 -	1:31.715	35.247	2:06.962	76.33	1.148	13:27:58.958
4 -	1:33.584	34.837	2:08.421	75.46	2.607	13:30:07.379
5 -	1:31.367	***34.729***	2:06.096 **(2)**	76.85	0.282	13:32:13.475
6 -	1:32.686	35.046	2:07.732	75.87	1.918	13:34:21.207
7 -	1:32.194	36.810	2:09.004	75.12	3.190	13:36:30.211
8 -	***1:30.902***	34.912	***2:05.814*** **(1)**	***77.02***		***13:38:36.025***
9 -	1:31.387	35.238	2:06.625 **(3)**	76.53	0.811	13:40:42.650
10 -	1:32.089	35.241	2:07.330	76.11	1.516	13:42:49.980

P28 77 C2 Wayne DRAKE Honda CB500 -

IDEAL LAP TIME : 2:07.057 BEST LAP TIME : 2:07.385 DIFFERENCE : 0.328

LAP	SECTOR 1	SECTOR 2	LAP TIME	MPH	DIFF	TIME OF DAY
1 -		34.781	2:20.520	68.96	13.135	13:23:45.718
2 -	1:33.716	34.816	2:08.532	75.39	1.147	13:25:54.250
3 -	1:33.420	35.465	2:08.885	75.19	1.500	13:28:03.135
4 -	1:33.614	34.590	2:08.204	75.59	0.819	13:30:11.339
5 -	1:33.147	***34.294***	2:07.441 **(2)**	76.04	0.056	13:32:18.780
6 -	1:33.434	35.574	2:09.008	75.12	1.623	13:34:27.788
7 -	1:34.359	34.947	2:09.306	74.94	1.921	13:36:37.094
8 -	1:32.963	34.613	2:07.576 **(3)**	75.96	0.191	13:38:44.670
9 -	***1:32.763***	34.622	***2:07.385*** **(1)**	***76.07***		***13:40:52.055***

Weather / Track : Sunny / Dry

Oulton Park International: 2.6920 miles
Date: 05/04/2025 Start: 13:21 Finish: 13:40

BMCRC-MRO Championships 2025 - Rnd 2 @ Oulton Park Int

BMCRC Thunderbike 500

RACE 7 - SECTOR ANALYSIS

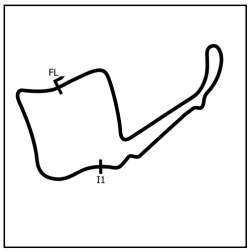

SECTOR 1 = FL to I1, SECTOR 2 = I1 to FL, DIFF = Difference To Personal Best Lap, P = Crossed Finish Line in Pit Lane, D = Time Disallowed

P29 110 C2 Will KEARNEY (R) Honda CB500 -

IDEAL LAP TIME : 2:07.118 BEST LAP TIME : 2:07.254 DIFFERENCE : 0.136

LAP	SECTOR 1	SECTOR 2	LAP TIME	MPH	DIFF	TIME OF DAY
1 -		35.534	2:18.640	69.90	11.386	13:23:43.838
2 -	1:33.119	39.359	2:12.478	73.15	5.224	13:25:56.316
3 -	1:33.997	35.975	2:09.972	74.56	2.718	13:28:06.288
4 -	1:33.464	36.816	2:10.280	74.38	3.026	13:30:16.568
5 -	1:32.923	35.917	2:08.840 **(3)**	75.21	1.586	13:32:25.408
6 -	1:33.774	35.493	2:09.267	74.97	2.013	13:34:34.675
7 -	1:32.352	36.346	2:08.698 **(2)**	75.30	1.444	13:36:43.373
8 -	1:35.013	***35.467***	2:10.480	74.27	3.226	13:38:53.853
9 -	***1:31.651***	35.603	***2:07.254*** **(1)**	***76.15***		***13:41:01.107***

P30 99 C3 Max MAUD Honda CB500 - WHAT MOTO

IDEAL LAP TIME : 2:08.401 BEST LAP TIME : 2:08.709 DIFFERENCE : 0.308

LAP	SECTOR 1	SECTOR 2	LAP TIME	MPH	DIFF	TIME OF DAY
1 -		36.145	2:22.680	67.92	13.971	13:23:47.878
2 -	1:35.833	36.389	2:12.222	73.29	3.513	13:26:00.100
3 -	1:34.293	35.630	2:09.923	74.59	1.214	13:28:10.023
4 -	1:33.700	35.256	2:08.956 **(3)**	75.15	0.247	13:30:18.979
5 -	1:33.911	35.422	2:09.333	74.93	0.624	13:32:28.312
6 -	1:33.597	35.264	2:08.861 **(2)**	75.20	0.152	13:34:37.173
7 -	***1:33.294***	35.415	***2:08.709*** **(1)**	***75.29***		***13:36:45.882***
8 -	1:34.330	***35.107***	2:09.437	74.87	0.728	13:38:55.319
9 -	1:33.641	35.895	2:09.536	74.81	0.827	13:41:04.855

P31 64 C3 Robert FLINT (R) Honda CB500 - R Flint Building And Joinery

IDEAL LAP TIME : 2:09.360 BEST LAP TIME : 2:09.360 DIFFERENCE : 0.000

LAP	SECTOR 1	SECTOR 2	LAP TIME	MPH	DIFF	TIME OF DAY
1 -		37.088	2:24.300	67.16	14.940	13:23:49.498
2 -	1:38.212	36.752	2:14.964	71.80	5.604	13:26:04.462
3 -	1:37.781	36.615	2:14.396	72.11	5.036	13:28:18.858
4 -	1:36.641	37.091	2:13.732	72.46	4.372	13:30:32.590
5 -	1:37.172	36.786	2:13.958	72.34	4.598	13:32:46.548
6 -	1:36.825	36.444	2:13.269	72.71	3.909	13:34:59.817
7 -	1:35.321	36.607	2:11.928 **(3)**	73.45	2.568	13:37:11.745
8 -	1:34.170	36.023	2:10.193 **(2)**	74.43	0.833	13:39:21.938
9 -	***1:33.850***	***35.510***	***2:09.360*** **(1)**	***74.91***		***13:41:31.298***

P32 60 C3 Danny GOUGH Honda CB500 - G Force Motorcycles

IDEAL LAP TIME : 2:06.099 BEST LAP TIME : 2:06.462 DIFFERENCE : 0.363

LAP	SECTOR 1	SECTOR 2	LAP TIME	MPH	DIFF	TIME OF DAY
1 -		35.537	2:18.114	70.16	11.652	13:23:43.312
2 -	1:32.469	35.089	2:07.558	75.97	1.096	13:25:50.870
3 -	***1:31.311***	35.151	***2:06.462*** **(1)**	***76.63***		***13:27:57.332***
4 -	1:31.911	35.520	2:07.431	76.05	0.969	13:30:04.763
5 -	1:32.235	35.085	2:07.320 **(3)**	76.11	0.858	13:32:12.083
6 -	1:31.943	***34.788***	2:06.731 **(2)**	76.47	0.269	13:34:18.814
7 -	1:33.031	IN PIT	2:18.642 **P**	69.90	12.180	13:36:37.456

P33 31 C1 Abigail MARSHALL (R) Honda CB500 -

IDEAL LAP TIME : 2:01.053 BEST LAP TIME : 2:01.938 DIFFERENCE : 0.885

LAP	SECTOR 1	SECTOR 2	LAP TIME	MPH	DIFF	TIME OF DAY
1 -		33.536	2:10.620	74.19	8.682	13:23:35.818
2 -	1:28.529	***33.409***	***2:01.938*** **(1)**	***79.47***		***13:25:37.756***
3 -	1:29.004	33.527	2:02.531 **(3)**	79.09	0.593	13:27:40.287
4 -	1:28.814	33.689	2:02.503 **(2)**	79.11	0.565	13:29:42.790
5 -	1:29.347	34.036	2:03.383	78.54	1.445	13:31:46.173
6 -	1:29.183	33.528	2:02.711	78.97	0.773	13:33:48.884

BMCRC-MRO Championships 2025 - Rnd 2 @ Oulton Park Int

BMCRC Thunderbike 500

RACE 7 - SECTOR ANALYSIS

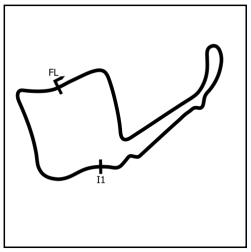

SECTOR 1 = FL to I1, SECTOR 2 = I1 to FL, DIFF = Difference To Personal Best Lap, P = Crossed Finish Line in Pit Lane, D = Time Disallowed

P34 59 C3 Calvin GRIMES Honda CB500 - Lustre Coatings ltd

IDEAL LAP TIME : 2:11.755 BEST LAP TIME : 2:12.116 DIFFERENCE : 0.361

LAP	SECTOR 1	SECTOR 2	LAP TIME	MPH	DIFF	TIME OF DAY
1 -		***36.027***	2:22.506	68.00	10.390	13:23:47.704
2 -	***1:35.728***	36.388	***2:12.116*** **(1)**	***73.35***		***13:25:59.820***
3 -	1:35.905	37.500	2:13.405 **(2)**	72.64	1.289	13:28:13.225
4 -	1:40.155	IN PIT	2:23.652 **P**	67.46	11.536	13:30:36.877

P35 65 C2 Nigel TERRY Honda CB500 - NTrap Garage Doors

IDEAL LAP TIME : 2:19.111 BEST LAP TIME : 2:20.166 DIFFERENCE : 1.055

LAP	SECTOR 1	SECTOR 2	LAP TIME	MPH	DIFF	TIME OF DAY
1 -		***38.075***	2:27.227	65.82	7.061	13:23:52.425
2 -	***1:41.036***	39.130	***2:20.166*** **(1)**	***69.14***		***13:26:12.591***
3 -	1:46.376	IN PIT	2:40.068 **P**	60.54	19.902	13:28:52.659

P36 86 C3 Max MACRAE Honda CB500 - MacRae Racing

IDEAL LAP TIME : BEST LAP TIME : DIFFERENCE :

LAP	SECTOR 1	SECTOR 2	LAP TIME	MPH	DIFF	TIME OF DAY
1 -		***32.597***	2:04.303	77.96		13:23:29.501

BMCRC-MRO Championships 2025 - Rnd 2 @ Oulton Park Int

BMCRC Thunderbike 500

RACE 7 - BEST SECTORS

	SECTOR 1		SECTOR 2	
POS	NO	TIME	NO	TIME
1	165	1:22.592	165	31.842
2	19	1:24.118	87	32.272
3	277	1:24.424	83	32.339
4	83	1:24.576	19	32.424
5	87	1:24.611	169	32.490
6	23	1:24.612	277	32.495
7	36	1:25.207	53	32.526
8	169	1:25.491	23	32.571
9	53	1:25.766	86	32.597
10	44	1:25.786	36	32.788
11	243	1:25.892	555	32.842
12	555	1:26.838	44	32.854
13	76	1:27.367	243	32.861
14	29	1:27.510	31	33.409
15	75	1:27.633	29	33.486
16	31	1:27.644	75	33.581
17	93	1:27.924	76	33.658
18	8	1:28.679	93	33.777
19	26	1:28.750	626	33.819
20	22	1:29.028	42	33.848
21	626	1:29.055	8	33.871
22	42	1:29.802	22	33.885
23	151	1:30.091	151	34.241
24	184	1:30.092	77	34.294
25	78	1:30.902	26	34.349
26	150	1:30.961	184	34.471
27	27	1:31.040	27	34.607
28	60	1:31.311	78	34.729
29	110	1:31.651	60	34.788
30	77	1:32.763	150	34.931
31	99	1:33.294	99	35.107
32	64	1:33.850	110	35.467
33	59	1:35.728	64	35.510
34	65	1:41.036	59	36.027
35			65	38.075
36				
37				

IDEAL / BEST COMPARISON

PERFECT LAP 1:54.434

POS	NO	NAME	IDEAL	BEST	DIFF
1	165	OWENS	1:54.434	1:54.434	0.000
2	19	DAVIDSON	1:56.542	1:56.675	0.133
3	87	CHALK	1:56.883	1:56.883	0.000
4	83	COTTENHAM	1:56.915	1:57.037	0.122
5	277	LLEWELLYN	1:56.919	1:56.919	0.000
6	23	KERSHAW	1:57.183	1:57.209	0.026
7	169	CARTWRIGHT	1:57.981	1:57.981	0.000
8	36	HEGINSON	1:57.995	1:58.015	0.020
9	53	KOURTI	1:58.292	1:58.505	0.213
10	44	SUGDON	1:58.640	1:58.780	0.140
11	243	REEVE	1:58.753	1:58.773	0.020
12	555	TUCKER (R)	1:59.680	1:59.680	0.000
13	29	CARVER	2:00.996	2:01.448	0.452
14	76	CARTER	2:01.025	2:01.413	0.388
15	31	MARSHALL (R)	2:01.053	2:01.938	0.885
16	75	WOODALL	2:01.214	2:01.371	0.157
17	93	GREGORY (R)	2:01.701	2:01.701	0.000
18	8	ARNOLD	2:02.550	2:03.058	0.508
19	626	HORNER	2:02.874	2:03.417	0.543
20	22	FINCH	2:02.913	2:02.913	0.000
21	26	DWYER	2:03.099	2:03.134	0.035
22	42	ADORJAN	2:03.650	2:03.695	0.045
23	151	MURPHY	2:04.332	2:04.456	0.124
24	184	CARVER (R)	2:04.563	2:04.563	0.000
25	78	DWYER (R)	2:05.631	2:05.814	0.183
26	27	HAYWARD	2:05.647	2:05.871	0.224
27	150	WILSON	2:05.892	2:06.174	0.282
28	60	GOUGH	2:06.099	2:06.462	0.363
29	77	DRAKE	2:07.057	2:07.385	0.328
30	110	KEARNEY (R)	2:07.118	2:07.254	0.136
31	99	MAUD	2:08.401	2:08.709	0.308
32	64	FLINT (R)	2:09.360	2:09.360	0.000
33	59	GRIMES	2:11.755	2:12.116	0.361
34	65	TERRY	2:19.111	2:20.166	1.055
35	15	ROWLAND		2:04.982	
36	86	MACRAE			

Weather / Track : Sunny / Dry

Oulton Park International: 2.6920 miles
Date: 05/04/2025 Start: 13:21 Finish: 13:40

Results can be found at www.tsl-timing.com

Printed - 13:44 Saturday, 05 April 2025

BMCRC-MRO Championships 2025 - Rnd 2 @ Oulton Park Int

BMCRC Thunderbike 500

RACE 7 - STATISTICS

Competitors Started	37
Planned Start	2025-04-05 @ 11:20:00.000
Actual Start	2025-04-05 @ 13:21:25.197
Finish Time	2025-04-05 @ 13:40:46.656
Track Length	2.6920mi.
Total Laps	327
Total Distance Covered	880.2933mi.

Session Fastest Lap History

NO	CL	NAME	LAP TIME	TIME OF DAY	LAP	VEHICLE
165	C2	**Josh OWENS**	**1:56.915**	13:25:24.010	2	Honda CB500
165	C2	**Josh OWENS**	**1:56.221**	13:27:20.230	3	Honda CB500
165	C2	**Josh OWENS**	**1:55.353**	13:29:15.584	4	Honda CB500
165	C2	**Josh OWENS**	**1:55.061**	13:31:10.646	5	Honda CB500
165	C2	**Josh OWENS**	**1:54.871**	13:35:01.714	7	Honda CB500
165	C2	**Josh OWENS**	**1:54.434**	13:40:46.649	10	Honda CB500

Session Leader History

NO	CL	NAME	FROM LAP	LAPS LED	DISTANCE	VEHICLE
87	C1	**Finn CHALK**	1	1	2.69 miles	Honda CB500
165	C2	**Josh OWENS**	2	9	24.22 miles	Honda CB500

Flag History

TYPE	TIME OF DAY
GREEN	13:21:25.197
FINISH	13:40:46.656

Flag Statistics

TYPE	COUNT	TOTAL LAPS	TOTAL TIME
Green	1	10	21:40.159
Red	0	0	0.000
Safety Car	0	0	0.000
FCY	0	0	0.000

Weather / Track : Sunny / Dry

Oulton Park International: 2.6920 miles
Date: 05/04/2025 Start: 13:21 Finish: 13:40

BMCRC-MRO Championships 2025 - Rnd 2 @ Oulton Park Int

BMCRC Thunderbike 500

RACE 7 - STATISTICS

CLASS : C1

4 Starters

Fastest Lap History

NO	NAME	LAP TIME	TIME OF DAY	LAP	VEHICLE
87	**Finn CHALK**	**1:57.357**	13:25:24.320	2	Honda CB500
87	**Finn CHALK**	**1:56.883**	13:27:21.202	3	Honda CB500

Leader History

NO	NAME	FROM LAP	LAPS LED	DISTANCE	VEHICLE
87	**Finn CHALK**	1	10	26.92 miles	Honda CB500

BMCRC-MRO Championships 2025 - Rnd 2 @ Oulton Park Int

BMCRC Thunderbike 500

RACE 7 - STATISTICS

CLASS : C2

16 Starters

Fastest Lap History

NO	NAME	LAP TIME	TIME OF DAY	LAP	VEHICLE
165	**Josh OWENS**	**1:56.915**	13:25:24.010	2	Honda CB500
165	**Josh OWENS**	**1:56.221**	13:27:20.230	3	Honda CB500
165	**Josh OWENS**	**1:55.353**	13:29:15.584	4	Honda CB500
165	**Josh OWENS**	**1:55.061**	13:31:10.646	5	Honda CB500
165	**Josh OWENS**	**1:54.871**	13:35:01.714	7	Honda CB500
165	**Josh OWENS**	**1:54.434**	13:40:46.649	10	Honda CB500

Leader History

NO	NAME	FROM LAP	LAPS LED	DISTANCE	VEHICLE
165	**Josh OWENS**	1	10	26.92 miles	Honda CB500

BMCRC-MRO Championships 2025 - Rnd 2 @ Oulton Park Int

BMCRC Thunderbike 500

RACE 7 - STATISTICS

CLASS : C3

17 Starters

Fastest Lap History

NO	NAME	LAP TIME	TIME OF DAY	LAP	VEHICLE
76	**Ian CARTER**	**2:02.749**	13:25:37.423	2	Honda CB500
93	**Ryan GREGORY (R)**	**2:02.651**	13:29:44.647	4	Honda CB500
93	**Ryan GREGORY (R)**	**2:02.231**	13:31:46.878	5	Honda CB500
76	**Ian CARTER**	**2:01.759**	13:35:51.400	7	Honda CB500
93	**Ryan GREGORY (R)**	**2:01.701**	13:39:56.705	9	Honda CB500
76	**Ian CARTER**	**2:01.413**	13:41:58.269	10	Honda CB500

Leader History

NO	NAME	FROM LAP	LAPS LED	DISTANCE	VEHICLE
86	**Max MACRAE**	1	1	2.69 miles	Honda CB500
76	**Ian CARTER**	2	7	18.84 miles	Honda CB500
93	**Ryan GREGORY (R)**	9	1	2.69 miles	Honda CB500
76	**Ian CARTER**	10	1	2.69 miles	Honda CB500

BMCRC-MRO Championships 2025 - Rnd 2 @ Oulton Park Int

BMCRC Thunderbike 500

RACE 17 - GRID (7 Laps)

BMCRC THUNDERBIKE 500

ROW 13			39	691	Antony CARTWRIGHT	38	777	Nick DWYER (R)
	37	65	Nigel TERRY	2:20.166				
ROW 12	36	59	Calvin GRIMES	2:12.116	35	64	Robert FLINT (R)	2:09.360
	34	99	Max MAUD	2:08.709				
ROW 11	33	77	Wayne DRAKE	2:07.385	32	110	Will KEARNEY (R)	2:07.254
	31	60	Danny GOUGH	2:06.462				
ROW 10	30	150	Roy WILSON	2:06.174	29	27	Richard HAYWARD	2:05.871
	28	7	Shaun O'HARA					
ROW 9	27	78	Richard DWYER (R)	2:05.814	26	15	Christopher ROWLAND	2:04.982
	25	184	Dean CARVER (R)	2:04.563				
ROW 8	24	151	Brian MURPHY	2:04.456	23	42	Gary ADORJAN	2:03.695
	22	626	Jamie HORNER	2:03.417				
ROW 7	21	26	Colt DWYER	2:03.134	20	8	Ryan ARNOLD	2:03.058
	19	22	Simon FINCH	2:02.913				
ROW 6	18	31	Abigail MARSHALL (R)	2:01.938	17	169	Danny CARTWRIGHT	
	16	93	Ryan GREGORY (R)	2:01.701				
ROW 5	15	29	Robert CARVER	2:01.448	14	76	Ian CARTER	2:01.413
	13	75	Peter WOODALL	2:01.371				
ROW 4	12	555	James TUCKER (R)	1:59.680	11	44	Mark SUGDON	1:58.780
	10	86	Max MACRAE					
ROW 3	9	243	Declan REEVE	1:58.773	8	53	Jake KOURTI	1:58.505
	7	36	Fraser HEGINSON	1:58.015				
ROW 2	6	23	Adrian KERSHAW	1:57.209	5	83	James COTTENHAM	1:57.037
	4	277	James LLEWELLYN	1:56.919				
ROW 1	3	87	Finn CHALK	1:56.883	2	19	Alfie DAVIDSON	1:56.675
	1	165	Josh OWENS	1:54.434				

Pole

These results are provisional until the conclusion of any judicial and technical matters.

Oulton Park International: 2.6920 miles

Clerk Of Course:	Timekeeper: Craig Smith	

Results can be found at www.tsl-timing.com

Printed - 14:21 Saturday, 05 April 2025

BMCRC-MRO Championships 2025 - Rnd 2 @ Oulton Park Int

BMCRC Thunderbike 500

RACE 17 - CLASSIFICATION

Race Distance: 7 Laps / 18.84 miles

POS	NO	CL	PIC	NAME	ENTRY	LAPS	TIME	GAP	DIFF	MPH	BEST	ON	GRD	↑↓
1	165	C2	1	Josh OWENS	Honda CB500 - Jr Performance	7	13:27.915			83.96	1:54.278	7	1	0
2	19	C2	2	Alfie DAVIDSON	Honda CB500 - Mini Piling Plant Hire	7	13:45.727	17.812	17.812	82.15	1:57.032	6	2	0
3	277	C2	3	James LLEWELLYN	Honda CB500 -	7	13:51.016	23.101	5.289	81.63	1:57.682	3	4	1
4	83	C2	4	James COTTENHAM	Honda CB500 - Ultra Whippet	7	13:52.644	24.729	1.628	81.47	1:57.586	5	5	1
5	53	C1	1	Jake KOURTI	Honda CB500 - Red Mist Ltd/ GK Tree Surgeons Ltd/JWG M	7	13:53.330	25.415	0.686	81.40	1:57.865	5	8	3
6	555	C1	2	James TUCKER (R)	Honda CB500 - Moto CJ Imports	7	14:04.319	36.404	10.989	80.34	1:58.521	3	12	6
7	243	C2	5	Declan REEVE	Honda CB500 - MS Electrical Ltd	7	14:04.640	36.725	0.321	80.31	1:58.597	2	9	2
8	29	C2	6	Robert CARVER	Honda CB500 - SF Parts LTD	7	14:20.028	52.113	15.388	78.88	2:00.943	7	15	7
9	7	C2	7	Shaun O'HARA	Honda CB500 - Advanced Vehicle Alarms	7	14:20.951	53.036	0.923	78.79	2:01.278	2	28	19
10	93	C3	1	Ryan GREGORY (R)	Honda CB500 - Rob Flint	7	14:25.261	57.346	4.310	78.40	2:01.684	2	16	6
11	626	C2	8	Jamie HORNER	Honda CB500 - TRENT TRACTORS AND MOWERS	7	14:27.842	59.927	2.581	78.16	2:01.435	3	22	11
12	22	C3	2	Simon FINCH	Honda CB500 -	7	14:33.622	1:05.707	5.780	77.65	2:02.892	3	19	7
13	26	C3	3	Colt DWYER	Honda CB500 - Regal Aluminium	7	14:47.439	1:19.524	13.817	76.44	2:04.196	5	21	8
14	42	C3	4	Gary ADORJAN	Honda CB500 -	7	14:49.479	1:21.564	2.040	76.26	2:05.052	3	23	9
15	27	C3	5	Richard HAYWARD	Honda CB500 - BC vehicle repairs/ Snap on Tools	7	14:54.955	1:27.040	5.476	75.80	2:05.846	3	29	14
16	15	C3	6	Christopher ROWLAND	Honda CB500 - SF Parts	7	14:55.456	1:27.541	0.501	75.75	2:05.751	3	26	10
17	151	C3	7	Brian MURPHY	Honda CB500 -	7	14:55.890	1:27.975	0.434	75.72	2:06.155	6	24	7
18	184	C3	8	Dean CARVER (R)	Honda CB500 - Helmet city	7	14:56.270	1:28.355	0.380	75.69	2:05.651	4	25	7
19	31	C1	3	Abigail MARSHALL (R)	Honda CB500 -	7	15:00.747	1:32.832	4.477	75.31	2:05.552	6	18	-1
20	60	C3	9	Danny GOUGH	Honda CB500 - G Force Motorcycles	7	15:00.937	1:33.022	0.190	75.29	2:06.039	7	31	11
21	78	C3	10	Richard DWYER (R)	Honda CB500 - R Flint Building & Joinery	7	15:01.482	1:33.567	0.545	75.25	2:05.240	5	27	6
22	77	C2	9	Wayne DRAKE	Honda CB500 -	7	15:04.571	1:36.656	3.089	74.99	2:07.073	4	33	11
23	150	C3	11	Roy WILSON	Honda CB500 - Rother Ride	7	15:06.397	1:38.482	1.826	74.84	2:06.988	5	30	7
24	110	C2	10	Will KEARNEY (R)	Honda CB500 -	7	15:08.790	1:40.875	2.393	74.64	2:07.176	5	32	8
25	99	C3	12	Max MAUD	Honda CB500 - WHAT MOTO	7	15:15.509	1:47.594	6.719	74.09	2:08.666	2	34	9
26	59	C3	13	Calvin GRIMES	Honda CB500 - Lustre Coatings ltd	7	15:15.609	1:47.694	0.100	74.09	2:08.629	6	36	10
27	64	C3	14	Robert FLINT (R)	Honda CB500 - R Flint Building And Joinery	7	15:29.297	2:01.382	13.688	73.00	2:09.925	6	35	8

NOT CLASSIFIED

DNF	23	C2		Adrian KERSHAW	Honda CB500 - ADK Racing	5	9:55.212	2 Laps	2 Laps	81.41	1:57.305	5	6	
DNF	76	C3		Ian CARTER	Honda CB500 -	5	10:21.429	2 Laps	26.217	77.97	2:01.882	2	14	
DNF	44	C2		Mark SUGDON	Honda CB500 - Suggy Racing	4	8:07.579	3 Laps	1 Lap	79.50	2:00.179	2	11	
DNF	8	C3		Ryan ARNOLD	Honda CB500 - Newton MOT Racing	3	6:35.682	4 Laps	1 Lap	73.47	2:06.167	2	20	
DNF	65	C2		Nigel TERRY	Honda CB500 - NTrap Garage Doors	2	5:09.586	5 Laps	1 Lap	62.60			37	

FASTEST LAP

165	C2	Josh OWENS	Honda CB500 - Jr Performance	7	1:54.278	84.80 mph	136.47 kph
53	C1	Jake KOURTI	Honda CB500 - Red Mist Ltd/ GK Tree Surgeons Ltd/JWG M	5	1:57.865	82.22 mph	132.32 kph
93	C3	Ryan GREGORY (R)	Honda CB500 - Rob Flint	2	2:01.684	79.64 mph	128.17 kph

Class C2 - 92.5% of Race Speed = 77.66 mph
Class C1 - 92.5% of Race Speed = 75.29 mph
Class C3 - 92.5% of Race Speed = 72.52 mph

Weather / Track : Sunny / Dry
These results are provisional until the conclusion of any judicial and technical matters.

Date: 05/04/2025 Start: 17:09 Finish: 17:23
Oulton Park International: 2.6920 miles

Clerk Of Course:

Timekeeper: Craig Smith

Results can be found at www.tsl-timing.com

Printed - 17:27 Saturday, 05 April 2025

BMCRC-MRO Championships 2025 - Rnd 2 @ Oulton Park Int

BMCRC Thunderbike 500

RACE 17 - LAP CHART

LAP 1 @ 17:11:49.687

NO	BEHIND	LAP TIME
165		1:59.172
19	2.454	2:01.626
277	2.802	2:01.974
53	3.863	2:03.035
83	4.381	2:03.553
23	4.595	2:03.767
243	4.902	2:04.074
555	5.715	2:04.887
44	6.273	2:05.445
29	8.293	2:07.465
76	9.262	2:08.434
93	10.295	2:09.467
7	10.837	2:10.009
626	10.948	2:10.120
8	12.915	2:12.087
22	13.066	2:12.238
42	13.225	2:12.397
27	14.687	2:13.859
151	15.218	2:14.390
26	15.371	2:14.543
15	15.741	2:14.913
184	17.313	2:16.485
31	17.813	2:16.985
150	18.411	2:17.583
60	18.525	2:17.697
78	19.086	2:18.258
77	19.421	2:18.593
59	20.341	2:19.513
99	21.145	2:20.317
110	22.603	2:21.775
64	22.658	2:21.830
65	30.747	2:29.919

LAP 2 @ 17:13:44.641

NO	BEHIND	LAP TIME
165		1:54.954
19	5.500	1:58.000
277	5.859	1:58.011
53	7.050	1:58.141
83	7.298	1:57.871
23	7.617	1:57.976
243	8.545	1:58.597
555	9.967	1:59.206
44	11.498	2:00.179
29	15.775	2:02.436
76	16.190	2:01.882
93	17.025	2:01.684
7	17.161	2:01.278
626	18.043	2:02.049
22	21.170	2:03.058
42	23.423	2:05.152
8	24.128	2:06.167
26	26.902	2:06.485
27	27.014	2:07.281
151	27.669	2:07.405
15	27.840	2:07.053
184	28.050	2:05.691
31	30.395	2:07.536
60	30.522	2:06.951
150	31.548	2:08.091
77	32.449	2:07.982
59	34.538	2:09.151
99	34.857	2:08.666
78	35.577	2:11.445
110	37.436	2:09.787
64	39.569	2:11.865
65	1:15.460	2:39.667 P

LAP 3 @ 17:15:39.816

NO	BEHIND	LAP TIME
165		1:55.175
19	7.950	1:57.625
277	8.366	1:57.682
83	10.259	1:58.136
23	10.476	1:58.034
53	10.605	1:58.730
243	12.364	1:58.994
555	13.313	1:58.521
44	17.118	2:00.795
29	23.059	2:02.459
7	23.489	2:01.503
76	23.674	2:02.659
93	23.859	2:02.009
626	24.303	2:01.435
22	28.887	2:02.892
42	33.300	2:05.052
26	37.368	2:05.641
27	37.685	2:05.846
15	38.416	2:05.751
151	39.667	2:07.173
184	39.824	2:06.949
60	42.711	2:07.364
150	44.376	2:08.003
77	44.476	2:07.202
31	45.062	2:09.842
8	46.381	2:17.428 P
99	48.695	2:09.013
59	48.877	2:09.514
78	49.153	2:08.751
110	50.079	2:07.818
64	57.109	2:12.715

LAP 4 @ 17:17:35.090

NO	BEHIND	LAP TIME
165		1:55.274
19	9.932	1:57.256
277	11.012	1:57.920
83	12.952	1:57.967
23	13.332	1:58.130
53	13.668	1:58.337
555	17.888	1:59.849
243	18.411	2:01.321
44	23.004	2:01.160
7	30.545	2:02.330
29	30.577	2:02.792
76	30.648	2:02.248
93	30.930	2:02.345
626	31.262	2:02.233
22	37.359	2:03.746
42	44.367	2:06.341
26	47.435	2:05.341
27	48.641	2:06.230
15	49.034	2:05.892
184	50.201	2:05.651
151	51.509	2:07.116
60	55.924	2:08.487
77	56.275	2:07.073
31	56.865	2:07.077
150	58.187	2:09.085
78	1:00.256	2:06.377
110	1:02.136	2:07.331
99	1:02.784	2:09.363
59	1:04.258	2:10.655
64	1:13.787	2:11.952

LAP 5 @ 17:19:29.750

NO	BEHIND	LAP TIME
165		1:54.660
19	12.376	1:57.104
277	14.370	1:58.018
83	15.878	1:57.586
23	15.977	1:57.305
53	16.873	1:57.865
555	23.561	2:00.333
243	24.791	2:01.040
29	37.941	2:02.024
7	38.768	2:02.883
93	40.180	2:03.910
626	41.814	2:05.212
76	42.194	2:06.206
22	46.378	2:03.679
42	56.478	2:06.771
26	56.971	2:04.196
27	1:01.467	2:07.486
15	1:01.661	2:07.287
184	1:02.374	2:06.833
151	1:03.936	2:07.087
60	1:09.026	2:07.762
31	1:09.968	2:07.763
77	1:10.176	2:08.561
150	1:10.515	2:06.988
78	1:10.836	2:05.240
110	1:14.652	2:07.176
99	1:17.085	2:08.961
59	1:18.425	2:08.827
64	1:30.073	2:10.946

LAP 6 @ 17:21:24.152

NO	BEHIND	LAP TIME
165		1:54.402
19	15.006	1:57.032
277	18.293	1:58.325
83	20.314	1:58.838
53	21.213	1:58.742
555	30.126	2:00.967
243	30.590	2:00.201
29	45.448	2:01.909
7	45.925	2:01.559
93	49.112	2:03.334
626	51.007	2:03.595
22	56.465	2:04.489
42	1:09.092	2:07.016
26	1:09.333	2:06.764
27	1:14.691	2:07.626
15	1:15.015	2:07.756
151	1:15.689	2:06.155
184	1:15.838	2:07.866
31	1:21.118	2:05.552
60	1:21.261	2:06.637
78	1:21.804	2:05.370
77	1:23.815	2:08.041
150	1:25.489	2:09.376
110	1:27.926	2:07.676
99	1:32.161	2:09.478
59	1:32.652	2:08.629
64	1:45.596	2:09.925

LAP 7 @ 17:23:18.430

NO	BEHIND	LAP TIME
165		1:54.278
19	17.812	1:57.084
277	23.101	1:59.086
83	24.729	1:58.693
53	25.415	1:58.480
555	36.404	2:00.556
243	36.725	2:00.413
29	52.113	2:00.943
7	53.036	2:01.389
93	57.346	2:02.512
626	59.927	2:03.198
22	1:05.707	2:03.520
26	1:19.524	2:04.469
42	1:21.564	2:06.750
27	1:27.040	2:06.627
15	1:27.541	2:06.804
151	1:27.975	2:06.564
184	1:28.355	2:06.795
31	1:32.832	2:05.992
60	1:33.022	2:06.039
78	1:33.567	2:06.041
77	1:36.656	2:07.119
150	1:38.482	2:07.271
110	1:40.875	2:07.227
99	1:47.594	2:09.711
59	1:47.694	2:09.320
64	2:01.382	2:10.064

Weather / Track : Sunny / Dry

Oulton Park International: 2.6920 miles
Date: 05/04/2025 Start: 17:09 Finish: 17:23

Results can be found at www.tsl-timing.com

Printed - 17:27 Saturday, 05 April 2025

BMCRC-MRO Championships 2025 - Rnd 2 @ Oulton Park Int

BMCRC Thunderbike 500

RACE 17 - POSITION CHART

		Lap	1	2	3	4	5	6	7
No	Name	Pos							
165	OWENS	1	165	165	165	165	165	165	165
19	DAVIDSON	2	19	19	19	19	19	19	19
277	LLEWELLYN	3	277	277	277	277	277	277	277
83	COTTENHAM	4	53	53	83	83	83	83	83
23	KERSHAW	5	83	83	23	23	23	53	53
53	KOURTI	6	23	23	53	53	53	555	555
243	REEVE	7	243	243	243	555	555	243	243
44	SUGDON	8	555	555	555	243	243	29	29
555	TUCKER (R)	9	44	44	44	44	29	7	7
76	CARTER	10	29	29	29	7	7	93	93
29	CARVER	11	76	76	7	29	93	626	626
93	GREGORY (R)	12	93	93	76	76	626	22	22
31	MARSHALL (R)	13	7	7	93	93	76	42	26
22	FINCH	14	626	626	626	626	22	26	42
8	ARNOLD	15	8	22	22	22	42	27	27
26	DWYER	16	22	42	42	42	26	15	15
626	HORNER	17	42	8	26	26	27	151	151
42	ADORJAN	18	27	26	27	27	15	184	184
151	MURPHY	19	151	27	15	15	184	31	31
184	CARVER (R)	20	26	151	151	184	151	60	60
15	ROWLAND	21	15	15	184	151	60	78	78
78	DWYER (R)	22	184	184	60	60	31	77	77
7	O'HARA	23	31	31	150	77	77	150	150
27	HAYWARD	24	150	60	77	31	150	110	110
150	WILSON	25	60	150	31	150	78	99	99
60	GOUGH	26	78	77	*8*	78	110	59	59
110	KEARNEY (R)	27	77	59	99	110	99	64	64
77	DRAKE	28	59	99	59	99	59		
99	MAUD	29	99	78	78	59	64		
64	FLINT (R)	30	110	110	110	64			
59	GRIMES	31	64	64	64				
65	TERRY	32	65	*65*					

Weather / Track : Sunny / Dry

Oulton Park International: 2.6920 miles
Date: 05/04/2025 Start: 17:09 Finish: 17:23

Results can be found at www.tsl-timing.com

Printed - 17:27 Saturday, 05 April 2025

BMCRC-MRO Championships 2025 - Rnd 2 @ Oulton Park Int

BMCRC Thunderbike 500

RACE 17 - SECTOR ANALYSIS

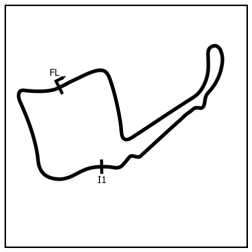

SECTOR 1 = FL to I1, SECTOR 2 = I1 to FL, DIFF = Difference To Personal Best Lap, P = Crossed Finish Line in Pit Lane, D = Time Disallowed

P1 165 C2 Josh OWENS — Honda CB500 - Jr Performance

IDEAL LAP TIME : 1:54.278 BEST LAP TIME : 1:54.278 DIFFERENCE : 0.000

LAP	SECTOR 1	SECTOR 2	LAP TIME	MPH	DIFF	TIME OF DAY
1 -		32.082	1:59.172	81.32	4.894	17:11:49.687
2 -	1:22.852	32.102	1:54.954	84.30	0.676	17:13:44.641
3 -	1:22.976	32.199	1:55.175	84.14	0.897	17:15:39.816
4 -	1:23.121	32.153	1:55.274	84.07	0.996	17:17:35.090
5 -	1:22.588	32.072	1:54.660 (3)	84.52	0.382	17:19:29.750
6 -	1:22.448	31.954	1:54.402 (2)	84.71	0.124	17:21:24.152
7 -	***1:22.351***	***31.927***	***1:54.278 (1)***	***84.80***		***17:23:18.430***

P2 19 C2 Alfie DAVIDSON — Honda CB500 - Mini Piling Plant Hire

IDEAL LAP TIME : 1:56.988 BEST LAP TIME : 1:57.032 DIFFERENCE : 0.044

LAP	SECTOR 1	SECTOR 2	LAP TIME	MPH	DIFF	TIME OF DAY
1 -		32.699	2:01.626	79.68	4.594	17:11:52.141
2 -	1:25.127	32.873	1:58.000	82.12	0.968	17:13:50.141
3 -	1:24.967	32.658	1:57.625	82.39	0.593	17:15:47.766
4 -	1:24.769	***32.487***	1:57.256	82.65	0.224	17:17:45.022
5 -	1:24.568	32.536	1:57.104 (3)	82.75	0.072	17:19:42.126
6 -	***1:24.501***	32.531	***1:57.032 (1)***	***82.80***		***17:21:39.158***
7 -	1:24.528	32.556	1:57.084 (2)	82.77	0.052	17:23:36.242

P3 277 C2 James LLEWELLYN — Honda CB500 -

IDEAL LAP TIME : 1:57.234 BEST LAP TIME : 1:57.682 DIFFERENCE : 0.448

LAP	SECTOR 1	SECTOR 2	LAP TIME	MPH	DIFF	TIME OF DAY
1 -		***32.687***	2:01.974	79.45	4.292	17:11:52.489
2 -	1:24.712	33.299	1:58.011 (3)	82.12	0.329	17:13:50.500
3 -	***1:24.547***	33.135	***1:57.682 (1)***	***82.35***		***17:15:48.182***
4 -	1:25.180	32.740	1:57.920 (2)	82.18	0.238	17:17:46.102
5 -	1:25.168	32.850	1:58.018	82.11	0.336	17:19:44.120
6 -	1:25.131	33.194	1:58.325	81.90	0.643	17:21:42.445
7 -	1:25.547	33.539	1:59.086	81.38	1.404	17:23:41.531

P4 83 C2 James COTTENHAM — Honda CB500 - Ultra Whippet

IDEAL LAP TIME : 1:57.534 BEST LAP TIME : 1:57.586 DIFFERENCE : 0.052

LAP	SECTOR 1	SECTOR 2	LAP TIME	MPH	DIFF	TIME OF DAY
1 -		32.676	2:03.553	78.43	5.967	17:11:54.068
2 -	1:25.054	32.817	1:57.871 (2)	82.21	0.285	17:13:51.939
3 -	1:25.405	32.731	1:58.136	82.03	0.550	17:15:50.075
4 -	1:25.393	***32.574***	1:57.967 (3)	82.15	0.381	17:17:48.042
5 -	***1:24.960***	32.626	***1:57.586 (1)***	***82.41***		***17:19:45.628***
6 -	1:26.081	32.757	1:58.838	81.55	1.252	17:21:44.466
7 -	1:25.977	32.716	1:58.693	81.65	1.107	17:23:43.159

P5 53 C1 Jake KOURTI — Honda CB500 - Red Mist Ltd/ GK Tree Surgeons Ltd/JWG Moto

IDEAL LAP TIME : 1:57.748 BEST LAP TIME : 1:57.865 DIFFERENCE : 0.117

LAP	SECTOR 1	SECTOR 2	LAP TIME	MPH	DIFF	TIME OF DAY
1 -		32.561	2:03.035	78.76	5.170	17:11:53.550
2 -	1:25.440	32.701	1:58.141 (2)	82.03	0.276	17:13:51.691
3 -	1:26.258	32.472	1:58.730	81.62	0.865	17:15:50.421
4 -	1:25.459	32.878	1:58.337 (3)	81.89	0.472	17:17:48.758
5 -	***1:25.289***	32.576	***1:57.865 (1)***	***82.22***		***17:19:46.623***
6 -	1:26.139	32.603	1:58.742	81.61	0.877	17:21:45.365
7 -	1:26.021	***32.459***	1:58.480	81.79	0.615	17:23:43.845

Weather / Track : Sunny / Dry

Oulton Park International: 2.6920 miles
Date: 05/04/2025 Start: 17:09 Finish: 17:23

BMCRC-MRO Championships 2025 - Rnd 2 @ Oulton Park Int

BMCRC Thunderbike 500

RACE 17 - SECTOR ANALYSIS

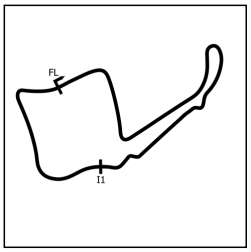

SECTOR 1 = FL to I1, SECTOR 2 = I1 to FL, DIFF = Difference To Personal Best Lap, P = Crossed Finish Line in Pit Lane, D = Time Disallowed

P6 555 C1 James TUCKER (R) Honda CB500 - Moto CJ Imports

IDEAL LAP TIME : 1:58.521 BEST LAP TIME : 1:58.521 DIFFERENCE : 0.000

LAP	SECTOR 1	SECTOR 2	LAP TIME	MPH	DIFF	TIME OF DAY
1 -		32.827	2:04.887	77.60	6.366	17:11:55.402
2 -	1:26.455	32.751	1:59.206 (2)	81.29	0.685	17:13:54.608
3 -	***1:25.878***	***32.643***	***1:58.521 (1)***	***81.76***		***17:15:53.129***
4 -	1:26.615	33.234	1:59.849 (3)	80.86	1.328	17:17:52.978
5 -	1:27.043	33.290	2:00.333	80.53	1.812	17:19:53.311
6 -	1:27.618	33.349	2:00.967	80.11	2.446	17:21:54.278
7 -	1:27.123	33.433	2:00.556	80.38	2.035	17:23:54.834

P7 243 C2 Declan REEVE Honda CB500 - MS Electrical Ltd

IDEAL LAP TIME : 1:58.597 BEST LAP TIME : 1:58.597 DIFFERENCE : 0.000

LAP	SECTOR 1	SECTOR 2	LAP TIME	MPH	DIFF	TIME OF DAY
1 -		32.856	2:04.074	78.10	5.477	17:11:54.589
2 -	***1:25.869***	***32.728***	***1:58.597 (1)***	***81.71***		***17:13:53.186***
3 -	1:26.161	32.833	1:58.994 (2)	81.44	0.397	17:15:52.180
4 -	1:27.435	33.886	2:01.321	79.88	2.724	17:17:53.501
5 -	1:27.578	33.462	2:01.040	80.06	2.443	17:19:54.541
6 -	1:27.170	33.031	2:00.201 (3)	80.62	1.604	17:21:54.742
7 -	1:26.949	33.464	2:00.413	80.48	1.816	17:23:55.155

P8 29 C2 Robert CARVER Honda CB500 - SF Parts LTD

IDEAL LAP TIME : 2:00.943 BEST LAP TIME : 2:00.943 DIFFERENCE : 0.000

LAP	SECTOR 1	SECTOR 2	LAP TIME	MPH	DIFF	TIME OF DAY
1 -		33.695	2:07.465	76.03	6.522	17:11:57.980
2 -	1:28.692	33.744	2:02.436	79.15	1.493	17:14:00.416
3 -	1:28.742	33.717	2:02.459	79.13	1.516	17:16:02.875
4 -	1:29.010	33.782	2:02.792	78.92	1.849	17:18:05.667
5 -	1:28.332	33.692	2:02.024 (3)	79.42	1.081	17:20:07.691
6 -	1:28.375	33.534	2:01.909 (2)	79.49	0.966	17:22:09.600
7 -	***1:27.422***	***33.521***	***2:00.943 (1)***	***80.13***		***17:24:10.543***

P9 7 C2 Shaun O'HARA Honda CB500 - Advanced Vehicle Alarms

IDEAL LAP TIME : 2:01.198 BEST LAP TIME : 2:01.278 DIFFERENCE : 0.080

LAP	SECTOR 1	SECTOR 2	LAP TIME	MPH	DIFF	TIME OF DAY
1 -		34.024	2:10.009	74.54	8.731	17:12:00.524
2 -	***1:27.729***	33.549	***2:01.278 (1)***	***79.90***		***17:14:01.802***
3 -	1:27.896	33.607	2:01.503 (3)	79.76	0.225	17:16:03.305
4 -	1:28.352	33.978	2:02.330	79.22	1.052	17:18:05.635
5 -	1:29.221	33.662	2:02.883	78.86	1.605	17:20:08.518
6 -	1:28.090	***33.469***	2:01.559	79.72	0.281	17:22:10.077
7 -	1:27.805	33.584	2:01.389 (2)	79.83	0.111	17:24:11.466

P10 93 C3 Ryan GREGORY (R) Honda CB500 - Rob Flint

IDEAL LAP TIME : 2:01.365 BEST LAP TIME : 2:01.684 DIFFERENCE : 0.319

LAP	SECTOR 1	SECTOR 2	LAP TIME	MPH	DIFF	TIME OF DAY
1 -		34.065	2:09.467	74.85	7.783	17:11:59.982
2 -	***1:27.904***	33.780	***2:01.684 (1)***	***79.64***		***17:14:01.666***
3 -	1:28.368	33.641	2:02.009 (2)	79.43	0.325	17:16:03.675
4 -	1:28.884	***33.461***	2:02.345 (3)	79.21	0.661	17:18:06.020
5 -	1:29.554	34.356	2:03.910	78.21	2.226	17:20:09.930
6 -	1:29.208	34.126	2:03.334	78.57	1.650	17:22:13.264
7 -	1:28.362	34.150	2:02.512	79.10	0.828	17:24:15.776

BMCRC-MRO Championships 2025 - Rnd 2 @ Oulton Park Int

BMCRC Thunderbike 500

RACE 17 - SECTOR ANALYSIS

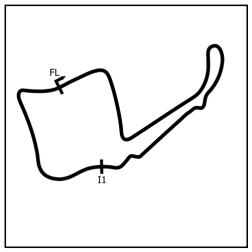

SECTOR 1 = FL to I1, SECTOR 2 = I1 to FL, DIFF = Difference To Personal Best Lap, P = Crossed Finish Line in Pit Lane, D = Time Disallowed

P11 626 C2 Jamie HORNER

Honda CB500 - TRENT TRACTORS AND MOWERS

IDEAL LAP TIME : 2:01.435 BEST LAP TIME : 2:01.435 DIFFERENCE : 0.000

LAP	SECTOR 1	SECTOR 2	LAP TIME	MPH	DIFF	TIME OF DAY
1 -		34.368	2:10.120	74.47	8.685	17:12:00.635
2 -	1:28.621	33.428	2:02.049 (2)	79.40	0.614	17:14:02.684
3 -	***1:28.195***	***33.240***	***2:01.435 (1)***	***79.80***		***17:16:04.119***
4 -	1:28.864	33.369	2:02.233 (3)	79.28	0.798	17:18:06.352
5 -	1:31.524	33.688	2:05.212	77.39	3.777	17:20:11.564
6 -	1:29.595	34.000	2:03.595	78.41	2.160	17:22:15.159
7 -	1:29.457	33.741	2:03.198	78.66	1.763	17:24:18.357

P12 22 C3 Simon FINCH

Honda CB500 -

IDEAL LAP TIME : 2:02.785 BEST LAP TIME : 2:02.892 DIFFERENCE : 0.107

LAP	SECTOR 1	SECTOR 2	LAP TIME	MPH	DIFF	TIME OF DAY
1 -		34.445	2:12.238	73.28	9.346	17:12:02.753
2 -	1:29.343	***33.715***	2:03.058 (2)	78.75	0.166	17:14:05.811
3 -	***1:29.070***	33.822	***2:02.892 (1)***	***78.86***		***17:16:08.703***
4 -	1:29.705	34.041	2:03.746	78.31	0.854	17:18:12.449
5 -	1:29.665	34.014	2:03.679	78.35	0.787	17:20:16.128
6 -	1:30.456	34.033	2:04.489	77.84	1.597	17:22:20.617
7 -	1:29.590	33.930	2:03.520 (3)	78.45	0.628	17:24:24.137

P13 26 C3 Colt DWYER

Honda CB500 - Regal Aluminium

IDEAL LAP TIME : 2:03.918 BEST LAP TIME : 2:04.196 DIFFERENCE : 0.278

LAP	SECTOR 1	SECTOR 2	LAP TIME	MPH	DIFF	TIME OF DAY
1 -		34.869	2:14.543	72.03	10.347	17:12:05.058
2 -	1:31.804	34.681	2:06.485	76.62	2.289	17:14:11.543
3 -	1:31.087	34.554	2:05.641	77.13	1.445	17:16:17.184
4 -	1:30.575	34.766	2:05.341 (3)	77.31	1.145	17:18:22.525
5 -	1:30.082	***34.114***	***2:04.196 (1)***	***78.03***		***17:20:26.721***
6 -	1:32.271	34.493	2:06.764	76.45	2.568	17:22:33.485
7 -	***1:29.804***	34.665	2:04.469 (2)	77.86	0.273	17:24:37.954

P14 42 C3 Gary ADORJAN

Honda CB500 -

IDEAL LAP TIME : 2:04.679 BEST LAP TIME : 2:05.052 DIFFERENCE : 0.373

LAP	SECTOR 1	SECTOR 2	LAP TIME	MPH	DIFF	TIME OF DAY
1 -		34.461	2:12.397	73.19	7.345	17:12:02.912
2 -	1:30.941	***34.211***	2:05.152 (2)	77.43	0.100	17:14:08.064
3 -	***1:30.468***	34.584	***2:05.052 (1)***	***77.49***		***17:16:13.116***
4 -	1:31.986	34.355	2:06.341 (3)	76.70	1.289	17:18:19.457
5 -	1:32.266	34.505	2:06.771	76.44	1.719	17:20:26.228
6 -	1:32.421	34.595	2:07.016	76.29	1.964	17:22:33.244
7 -	1:32.183	34.567	2:06.750	76.45	1.698	17:24:39.994

P15 27 C3 Richard HAYWARD

Honda CB500 - BC vehicle repairs/ Snap on Tools

IDEAL LAP TIME : 2:05.846 BEST LAP TIME : 2:05.846 DIFFERENCE : 0.000

LAP	SECTOR 1	SECTOR 2	LAP TIME	MPH	DIFF	TIME OF DAY
1 -		34.935	2:13.859	72.39	8.013	17:12:04.374
2 -	1:32.620	34.661	2:07.281	76.14	1.435	17:14:11.655
3 -	***1:31.455***	***34.391***	***2:05.846 (1)***	***77.00***		***17:16:17.501***
4 -			2:06.230 (2)	76.77	0.384	17:18:23.731
5 -			2:07.486	76.01	1.640	17:20:31.217
6 -			2:07.626	75.93	1.780	17:22:38.843
7 -			2:06.627 (3)	76.53	0.781	17:24:45.470

Weather / Track : Sunny / Dry

Oulton Park International: 2.6920 miles
Date: 05/04/2025 Start: 17:09 Finish: 17:23

BMCRC-MRO Championships 2025 - Rnd 2 @ Oulton Park Int

BMCRC Thunderbike 500

RACE 17 - SECTOR ANALYSIS

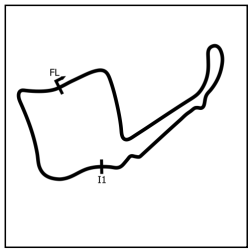

SECTOR 1 = FL to I1, SECTOR 2 = I1 to FL, DIFF = Difference To Personal Best Lap, P = Crossed Finish Line in Pit Lane, D = Time Disallowed

P16 15 C3 Christopher ROWLAND Honda CB500 - SF Parts

IDEAL LAP TIME : 2:05.660 BEST LAP TIME : 2:05.751 DIFFERENCE : 0.091

LAP	SECTOR 1	SECTOR 2	LAP TIME	MPH	DIFF	TIME OF DAY
1 -		34.663	2:14.913	71.83	9.162	17:12:05.428
2 -	1:31.928	35.125	2:07.053	76.27	1.302	17:14:12.481
3 -	***1:31.069***	34.682	***2:05.751*** **(1)**	***77.06***		***17:16:18.232***
4 -	1:31.301	***34.591***	2:05.892 **(2)**	76.98	0.141	17:18:24.124
5 -	1:32.235	35.052	2:07.287	76.13	1.536	17:20:31.411
6 -	1:32.979	34.777	2:07.756	75.85	2.005	17:22:39.167
7 -	1:31.706	35.098	2:06.804 **(3)**	76.42	1.053	17:24:45.971

P17 151 C3 Brian MURPHY Honda CB500 -

IDEAL LAP TIME : 2:06.036 BEST LAP TIME : 2:06.155 DIFFERENCE : 0.119

LAP	SECTOR 1	SECTOR 2	LAP TIME	MPH	DIFF	TIME OF DAY
1 -		35.288	2:14.390	72.11	8.235	17:12:04.905
2 -	1:32.209	35.196	2:07.405	76.06	1.250	17:14:12.310
3 -	***1:31.688***	35.485	2:07.173	76.20	1.018	17:16:19.483
4 -	1:32.154	34.962	2:07.116	76.23	0.961	17:18:26.599
5 -	1:32.618	34.469	2:07.087 **(3)**	76.25	0.932	17:20:33.686
6 -	1:31.807	***34.348***	***2:06.155*** **(1)**	***76.82***		***17:22:39.841***
7 -	1:31.828	34.736	2:06.564 **(2)**	76.57	0.409	17:24:46.405

P18 184 C3 Dean CARVER (R) Honda CB500 - Helmet city

IDEAL LAP TIME : 2:05.323 BEST LAP TIME : 2:05.651 DIFFERENCE : 0.328

LAP	SECTOR 1	SECTOR 2	LAP TIME	MPH	DIFF	TIME OF DAY
1 -		***34.689***	2:16.485	71.00	10.834	17:12:07.000
2 -	***1:30.634***	35.057	2:05.691 **(2)**	77.10	0.040	17:14:12.691
3 -	1:31.623	35.326	2:06.949	76.34	1.298	17:16:19.640
4 -	1:30.861	34.790	***2:05.651*** **(1)**	***77.12***		***17:18:25.291***
5 -	1:31.821	35.012	2:06.833	76.40	1.182	17:20:32.124
6 -	1:32.495	35.371	2:07.866	75.79	2.215	17:22:39.990
7 -	1:31.327	35.468	2:06.795 **(3)**	76.43	1.144	17:24:46.785

P19 31 C1 Abigail MARSHALL (R) Honda CB500 -

IDEAL LAP TIME : 2:05.193 BEST LAP TIME : 2:05.552 DIFFERENCE : 0.359

LAP	SECTOR 1	SECTOR 2	LAP TIME	MPH	DIFF	TIME OF DAY
1 -		35.373	2:16.985	70.74	11.433	17:12:07.500
2 -	1:32.525	35.011	2:07.536	75.98	1.984	17:14:15.036
3 -	1:35.137	34.705	2:09.842	74.63	4.290	17:16:24.878
4 -	1:32.671	***34.406***	2:07.077 **(3)**	76.26	1.525	17:18:31.955
5 -	1:33.110	34.653	2:07.763	75.85	2.211	17:20:39.718
6 -	***1:30.787***	34.765	***2:05.552*** **(1)**	***77.18***		***17:22:45.270***
7 -	1:31.493	34.499	2:05.992 **(2)**	76.91	0.440	17:24:51.262

P20 60 C3 Danny GOUGH Honda CB500 - G Force Motorcycles

IDEAL LAP TIME : 2:06.016 BEST LAP TIME : 2:06.039 DIFFERENCE : 0.023

LAP	SECTOR 1	SECTOR 2	LAP TIME	MPH	DIFF	TIME OF DAY
1 -		35.346	2:17.697	70.38	11.658	17:12:08.212
2 -	1:32.317	34.634	2:06.951 **(3)**	76.33	0.912	17:14:15.163
3 -	1:32.587	34.777	2:07.364	76.09	1.325	17:16:22.527
4 -	1:33.567	34.920	2:08.487	75.42	2.448	17:18:31.014
5 -	1:32.928	34.834	2:07.762	75.85	1.723	17:20:38.776
6 -	1:32.169	***34.468***	2:06.637 **(2)**	76.52	0.598	17:22:45.413
7 -	***1:31.548***	34.491	***2:06.039*** **(1)**	***76.89***		***17:24:51.452***

BMCRC-MRO Championships 2025 - Rnd 2 @ Oulton Park Int

BMCRC Thunderbike 500

RACE 17 - SECTOR ANALYSIS

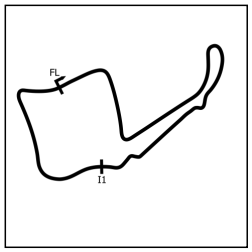

SECTOR 1 = FL to I1, SECTOR 2 = I1 to FL, DIFF = Difference To Personal Best Lap, P = Crossed Finish Line in Pit Lane, D = Time Disallowed

P21 78 C3 Richard DWYER (R)

Honda CB500 - R Flint Building & Joinery

IDEAL LAP TIME : 2:04.915 BEST LAP TIME : 2:05.240 DIFFERENCE : 0.325

LAP	SECTOR 1	SECTOR 2	LAP TIME	MPH	DIFF	TIME OF DAY
1 -		35.157	2:18.258	70.09	13.018	17:12:08.773
2 -	1:34.991	36.454	2:11.445	73.72	6.205	17:14:20.218
3 -	1:33.517	35.234	2:08.751	75.27	3.511	17:16:28.969
4 -	1:31.687	34.690	2:06.377	76.68	1.137	17:18:35.346
5 -	***1:30.376***	34.864	***2:05.240*** **(1)**	***77.38***		***17:20:40.586***
6 -	1:30.831	***34.539***	2:05.370 **(2)**	77.30	0.130	17:22:45.956
7 -	1:31.465	34.576	2:06.041 **(3)**	76.89	0.801	17:24:51.997

P22 77 C2 Wayne DRAKE

Honda CB500 -

IDEAL LAP TIME : 2:06.327 BEST LAP TIME : 2:07.073 DIFFERENCE : 0.746

LAP	SECTOR 1	SECTOR 2	LAP TIME	MPH	DIFF	TIME OF DAY
1 -		34.858	2:18.593	69.92	11.520	17:12:09.108
2 -	1:33.629	34.353	2:07.982	75.72	0.909	17:14:17.090
3 -	***1:32.171***	35.031	2:07.202 **(3)**	76.18	0.129	17:16:24.292
4 -	1:32.737	34.336	***2:07.073*** **(1)**	***76.26***		***17:18:31.365***
5 -	1:33.594	34.967	2:08.561	75.38	1.488	17:20:39.926
6 -	1:33.535	34.506	2:08.041	75.68	0.968	17:22:47.967
7 -	1:32.963	***34.156***	2:07.119 **(2)**	76.23	0.046	17:24:55.086

P23 150 C3 Roy WILSON

Honda CB500 - Rother Ride

IDEAL LAP TIME : 2:06.988 BEST LAP TIME : 2:06.988 DIFFERENCE : 0.000

LAP	SECTOR 1	SECTOR 2	LAP TIME	MPH	DIFF	TIME OF DAY
1 -		35.366	2:17.583	70.43	10.595	17:12:08.098
2 -	1:32.522	35.569	2:08.091	75.65	1.103	17:14:16.189
3 -	1:32.639	35.364	2:08.003 **(3)**	75.71	1.015	17:16:24.192
4 -	1:33.904	35.181	2:09.085	75.07	2.097	17:18:33.277
5 -	***1:32.152***	***34.836***	***2:06.988*** **(1)**	***76.31***		***17:20:40.265***
6 -	1:33.773	35.603	2:09.376	74.90	2.388	17:22:49.641
7 -	1:32.432	34.839	2:07.271 **(2)**	76.14	0.283	17:24:56.912

P24 110 C2 Will KEARNEY (R)

Honda CB500 -

IDEAL LAP TIME : 2:06.648 BEST LAP TIME : 2:07.176 DIFFERENCE : 0.528

LAP	SECTOR 1	SECTOR 2	LAP TIME	MPH	DIFF	TIME OF DAY
1 -		35.908	2:21.775	68.35	14.599	17:12:12.290
2 -	1:33.955	35.832	2:09.787	74.67	2.611	17:14:22.077
3 -	1:32.581	35.237	2:07.818	75.82	0.642	17:16:29.895
4 -	1:31.911	35.420	2:07.331 **(3)**	76.11	0.155	17:18:37.226
5 -	1:31.974	35.202	***2:07.176*** **(1)**	***76.20***		***17:20:44.402***
6 -	1:32.668	***35.008***	2:07.676	75.90	0.500	17:22:52.078
7 -	***1:31.640***	35.587	2:07.227 **(2)**	76.17	0.051	17:24:59.305

P25 99 C3 Max MAUD

Honda CB500 - WHAT MOTO

IDEAL LAP TIME : 2:08.009 BEST LAP TIME : 2:08.666 DIFFERENCE : 0.657

LAP	SECTOR 1	SECTOR 2	LAP TIME	MPH	DIFF	TIME OF DAY
1 -		35.050	2:20.317	69.06	11.651	17:12:10.832
2 -	***1:33.063***	35.603	***2:08.666*** **(1)**	***75.32***		***17:14:19.498***
3 -	1:33.823	35.190	2:09.013 **(3)**	75.11	0.347	17:16:28.511
4 -	1:34.417	***34.946***	2:09.363	74.91	0.697	17:18:37.874
5 -	1:33.729	35.232	2:08.961 **(2)**	75.14	0.295	17:20:46.835
6 -	1:34.402	35.076	2:09.478	74.84	0.812	17:22:56.313
7 -	1:33.947	35.764	2:09.711	74.71	1.045	17:25:06.024

BMCRC-MRO Championships 2025 - Rnd 2 @ Oulton Park Int

BMCRC Thunderbike 500

RACE 17 - SECTOR ANALYSIS

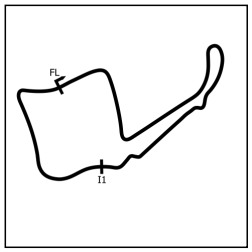

SECTOR 1 = FL to I1, SECTOR 2 = I1 to FL, DIFF = Difference To Personal Best Lap, P = Crossed Finish Line in Pit Lane, D = Time Disallowed

P26 59 C3 Calvin GRIMES — Honda CB500 - Lustre Coatings ltd

IDEAL LAP TIME : 2:08.629 BEST LAP TIME : 2:08.629 DIFFERENCE : 0.000

LAP	SECTOR 1	SECTOR 2	LAP TIME	MPH	DIFF	TIME OF DAY
1 -		35.310	2:19.513	69.46	10.884	17:12:10.028
2 -	1:33.665	35.486	2:09.151 (3)	75.03	0.522	17:14:19.179
3 -	1:34.014	35.500	2:09.514	74.82	0.885	17:16:28.693
4 -	1:34.960	35.695	2:10.655	74.17	2.026	17:18:39.348
5 -	1:33.517	35.310	2:08.827 (2)	75.22	0.198	17:20:48.175
6 -	***1:33.384***	***35.245***	***2:08.629 (1)***	***75.34***		***17:22:56.804***
7 -	1:34.048	35.272	2:09.320	74.94	0.691	17:25:06.124

P27 64 C3 Robert FLINT (R) — Honda CB500 - R Flint Building And Joinery

IDEAL LAP TIME : 2:09.800 BEST LAP TIME : 2:09.925 DIFFERENCE : 0.125

LAP	SECTOR 1	SECTOR 2	LAP TIME	MPH	DIFF	TIME OF DAY
1 -		36.263	2:21.830	68.33	11.905	17:12:12.345
2 -	1:35.730	36.135	2:11.865	73.49	1.940	17:14:24.210
3 -	1:35.658	37.057	2:12.715	73.02	2.790	17:16:36.925
4 -	1:35.631	36.321	2:11.952	73.44	2.027	17:18:48.877
5 -	1:35.101	35.845	2:10.946 (3)	74.00	1.021	17:20:59.823
6 -	***1:34.125***	35.800	***2:09.925 (1)***	***74.59***		***17:23:09.748***
7 -	1:34.389	***35.675***	2:10.064 (2)	74.51	0.139	17:25:19.812

P28 23 C2 Adrian KERSHAW — Honda CB500 - ADK Racing

IDEAL LAP TIME : 1:57.305 BEST LAP TIME : 1:57.305 DIFFERENCE : 0.000

LAP	SECTOR 1	SECTOR 2	LAP TIME	MPH	DIFF	TIME OF DAY
1 -		33.226	2:03.767	78.30	6.462	17:11:54.282
2 -	1:24.981	32.995	1:57.976 (2)	82.14	0.671	17:13:52.258
3 -	1:25.192	32.842	1:58.034 (3)	82.10	0.729	17:15:50.292
4 -	1:25.418	32.712	1:58.130	82.03	0.825	17:17:48.422
5 -	***1:24.751***	***32.554***	***1:57.305 (1)***	***82.61***		***17:19:45.727***

P29 76 C3 Ian CARTER — Honda CB500 -

IDEAL LAP TIME : 2:01.538 BEST LAP TIME : 2:01.882 DIFFERENCE : 0.344

LAP	SECTOR 1	SECTOR 2	LAP TIME	MPH	DIFF	TIME OF DAY
1 -		33.730	2:08.434	75.45	6.552	17:11:58.949
2 -	***1:28.108***	33.774	***2:01.882 (1)***	***79.51***		***17:14:00.831***
3 -	1:28.419	34.240	2:02.659 (3)	79.01	0.777	17:16:03.490
4 -	1:28.818	***33.430***	2:02.248 (2)	79.27	0.366	17:18:05.738
5 -	1:29.354	36.852	2:06.206	76.78	4.324	17:20:11.944

P30 44 C2 Mark SUGDON — Honda CB500 - Suggy Racing

IDEAL LAP TIME : 2:00.002 BEST LAP TIME : 2:00.179 DIFFERENCE : 0.177

LAP	SECTOR 1	SECTOR 2	LAP TIME	MPH	DIFF	TIME OF DAY
1 -		***33.016***	2:05.445	77.25	5.266	17:11:55.960
2 -	***1:26.986***	33.193	***2:00.179 (1)***	***80.64***		***17:13:56.139***
3 -	1:27.415	33.380	2:00.795 (2)	80.22	0.616	17:15:56.934
4 -	1:27.881	33.279	2:01.160 (3)	79.98	0.981	17:17:58.094

P31 8 C3 Ryan ARNOLD — Honda CB500 - Newton MOT Racing

IDEAL LAP TIME : 2:05.593 BEST LAP TIME : 2:06.167 DIFFERENCE : 0.574

LAP	SECTOR 1	SECTOR 2	LAP TIME	MPH	DIFF	TIME OF DAY
1 -		***34.439***	2:12.087	73.37	5.920	17:12:02.602
2 -	***1:31.154***	35.013	***2:06.167 (1)***	***76.81***		***17:14:08.769***
3 -	1:31.262	IN PIT	2:17.428 P	70.51	11.261	17:16:26.197

Weather / Track : Sunny / Dry

Oulton Park International: 2.6920 miles
Date: 05/04/2025 Start: 17:09 Finish: 17:23

BMCRC-MRO Championships 2025 - Rnd 2 @ Oulton Park Int

BMCRC Thunderbike 500

RACE 17 - SECTOR ANALYSIS

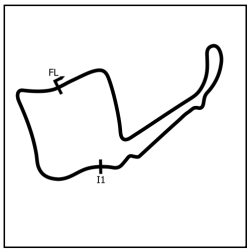

SECTOR 1 = FL to I1, SECTOR 2 = I1 to FL, DIFF = Difference To Personal Best Lap, P = Crossed Finish Line in Pit Lane, D = Time Disallowed

P32 65 C2 Nigel TERRY Honda CB500 - NTrap Garage Doors

IDEAL LAP TIME : 2:27.091 BEST LAP TIME : DIFFERENCE :

LAP	SECTOR 1	SECTOR 2	LAP TIME		MPH	DIFF	TIME OF DAY
1 -		***39.166***	2:29.919		64.64		17:12:20.434
2 -	***1:47.925***	IN PIT	2:39.667	**P**	60.69		17:15:00.101

Weather / Track : Sunny / Dry

Oulton Park International: 2.6920 miles
Date: 05/04/2025 Start: 17:09 Finish: 17:23

BMCRC-MRO Championships 2025 - Rnd 2 @ Oulton Park Int

BMCRC Thunderbike 500

RACE 17 - BEST SECTORS

	SECTOR 1		SECTOR 2	
POS	NO	TIME	NO	TIME
1	165	1:22.351	165	31.927
2	19	1:24.501	53	32.459
3	277	1:24.547	19	32.487
4	23	1:24.751	23	32.554
5	83	1:24.960	83	32.574
6	53	1:25.289	555	32.643
7	243	1:25.869	277	32.687
8	555	1:25.878	243	32.728
9	44	1:26.986	44	33.016
10	29	1:27.422	626	33.240
11	7	1:27.729	76	33.430
12	93	1:27.904	93	33.461
13	76	1:28.108	7	33.469
14	626	1:28.195	29	33.521
15	22	1:29.070	22	33.715
16	26	1:29.804	26	34.114
17	78	1:30.376	77	34.156
18	42	1:30.468	42	34.211
19	184	1:30.634	151	34.348
20	31	1:30.787	27	34.391
21	15	1:31.069	31	34.406
22	8	1:31.154	8	34.439
23	27	1:31.455	60	34.468
24	60	1:31.548	78	34.539
25	110	1:31.640	15	34.591
26	151	1:31.688	184	34.689
27	150	1:32.152	150	34.836
28	77	1:32.171	99	34.946
29	99	1:33.063	110	35.008
30	59	1:33.384	59	35.245
31	64	1:34.125	64	35.675
32	65	1:47.925	65	39.166

IDEAL / BEST COMPARISON

PERFECT LAP 1:54.278

POS	NO	NAME	IDEAL	BEST	DIFF
1	165	OWENS	1:54.278	1:54.278	0.000
2	19	DAVIDSON	1:56.988	1:57.032	0.044
3	277	LLEWELLYN	1:57.234	1:57.682	0.448
4	23	KERSHAW	1:57.305	1:57.305	0.000
5	83	COTTENHAM	1:57.534	1:57.586	0.052
6	53	KOURTI	1:57.748	1:57.865	0.117
7	555	TUCKER (R)	1:58.521	1:58.521	0.000
8	243	REEVE	1:58.597	1:58.597	0.000
9	44	SUGDON	2:00.002	2:00.179	0.177
10	29	CARVER	2:00.943	2:00.943	0.000
11	7	O'HARA	2:01.198	2:01.278	0.080
12	93	GREGORY (R)	2:01.365	2:01.684	0.319
13	626	HORNER	2:01.435	2:01.435	0.000
14	76	CARTER	2:01.538	2:01.882	0.344
15	22	FINCH	2:02.785	2:02.892	0.107
16	26	DWYER	2:03.918	2:04.196	0.278
17	42	ADORJAN	2:04.679	2:05.052	0.373
18	78	DWYER (R)	2:04.915	2:05.240	0.325
19	31	MARSHALL (R)	2:05.193	2:05.552	0.359
20	184	CARVER (R)	2:05.323	2:05.651	0.328
21	8	ARNOLD	2:05.593	2:06.167	0.574
22	15	ROWLAND	2:05.660	2:05.751	0.091
23	27	HAYWARD	2:05.846	2:05.846	0.000
24	60	GOUGH	2:06.016	2:06.039	0.023
25	151	MURPHY	2:06.036	2:06.155	0.119
26	77	DRAKE	2:06.327	2:07.073	0.746
27	110	KEARNEY (R)	2:06.648	2:07.176	0.528
28	150	WILSON	2:06.988	2:06.988	0.000
29	99	MAUD	2:08.009	2:08.666	0.657
30	59	GRIMES	2:08.629	2:08.629	0.000
31	64	FLINT (R)	2:09.800	2:09.925	0.125
32	65	TERRY			

Weather / Track : Sunny / Dry

Oulton Park International: 2.6920 miles
Date: 05/04/2025 Start: 17:09 Finish: 17:23

Results can be found at www.tsl-timing.com

Printed - 17:27 Saturday, 05 April 2025

BMCRC-MRO Championships 2025 - Rnd 2 @ Oulton Park Int

BMCRC Thunderbike 500

RACE 17 - STATISTICS

Competitors Started	32
Planned Start	2025-04-05 @ 17:00:00.000
Actual Start	2025-04-05 @ 17:09:50.514
Finish Time	2025-04-05 @ 17:23:18.429
Track Length	2.6920mi.
Total Laps	208
Total Distance Covered	559.9419mi.

Session Fastest Lap History

NO	CL	NAME	LAP TIME	TIME OF DAY	LAP	VEHICLE
165	C2	**Josh OWENS**	**1:54.954**	17:13:44.634	2	Honda CB500
165	C2	**Josh OWENS**	**1:54.660**	17:19:29.741	5	Honda CB500
165	C2	**Josh OWENS**	**1:54.402**	17:21:24.143	6	Honda CB500
165	C2	**Josh OWENS**	**1:54.278**	17:23:18.422	7	Honda CB500

Session Leader History

NO	CL	NAME	FROM LAP	LAPS LED	DISTANCE	VEHICLE
165	C2	**Josh OWENS**	1	7	18.84 miles	Honda CB500

Flag History

TYPE	TIME OF DAY
GREEN	17:09:50.514
FINISH	17:23:18.429

Flag Statistics

TYPE	COUNT	TOTAL LAPS	TOTAL TIME
Green	1	7	15:34.938
Red	0	0	0.000
Safety Car	0	0	0.000
FCY	0	0	0.000

Weather / Track : Sunny / Dry

Oulton Park International: 2.6920 miles
Date: 05/04/2025 Start: 17:09 Finish: 17:23

BMCRC-MRO Championships 2025 - Rnd 2 @ Oulton Park Int

BMCRC Thunderbike 500

RACE 17 - STATISTICS

CLASS : C1

3 Starters

Fastest Lap History

NO	NAME	LAP TIME	TIME OF DAY	LAP	VEHICLE
53	**Jake KOURTI**	**1:58.141**	17:13:51.685	2	Honda CB500
53	**Jake KOURTI**	**1:57.865**	17:19:46.617	5	Honda CB500

Leader History

NO	NAME	FROM LAP	LAPS LED	DISTANCE	VEHICLE
53	**Jake KOURTI**	1	7	18.84 miles	Honda CB500

BMCRC-MRO Championships 2025 - Rnd 2 @ Oulton Park Int

BMCRC Thunderbike 500

RACE 17 - STATISTICS

CLASS : C2

13 Starters

Fastest Lap History

NO	NAME	LAP TIME	TIME OF DAY	LAP	VEHICLE
165	**Josh OWENS**	**1:54.954**	17:13:44.634	2	Honda CB500
165	**Josh OWENS**	**1:54.660**	17:19:29.741	5	Honda CB500
165	**Josh OWENS**	**1:54.402**	17:21:24.143	6	Honda CB500
165	**Josh OWENS**	**1:54.278**	17:23:18.422	7	Honda CB500

Leader History

NO	NAME	FROM LAP	LAPS LED	DISTANCE	VEHICLE
165	**Josh OWENS**	1	7	18.84 miles	Honda CB500

Weather / Track : Sunny / Dry

Oulton Park International: 2.6920 miles
Date: 05/04/2025 Start: 17:09 Finish: 17:23

BMCRC-MRO Championships 2025 - Rnd 2 @ Oulton Park Int

BMCRC Thunderbike 500

RACE 17 - STATISTICS

CLASS : C3

16 Starters

Fastest Lap History

NO	NAME	LAP TIME	TIME OF DAY	LAP	VEHICLE
76	**Ian CARTER**	**2:01.882**	17:14:00.833	2	Honda CB500
93	**Ryan GREGORY (R)**	**2:01.684**	17:14:01.658	2	Honda CB500

Leader History

NO	NAME	FROM LAP	LAPS LED	DISTANCE	VEHICLE
76	**Ian CARTER**	1	4	10.76 miles	Honda CB500
93	**Ryan GREGORY (R)**	5	3	8.07 miles	Honda CB500

TW SUSPENSION BMCRC THUNDERBIKE EXTREME & TBR PERFORMANCE BMCRC THUNDERBIKE ULTRA

BMCRC-MRO Championships – Round 2

Oulton Park International

4th / 5th April 2025

Timing & Results Provided by Timing Solutions Ltd

www.tsl-timing.com

Oulton Park International Circuit

Little Budworth, Tarporley, Cheshire, UK

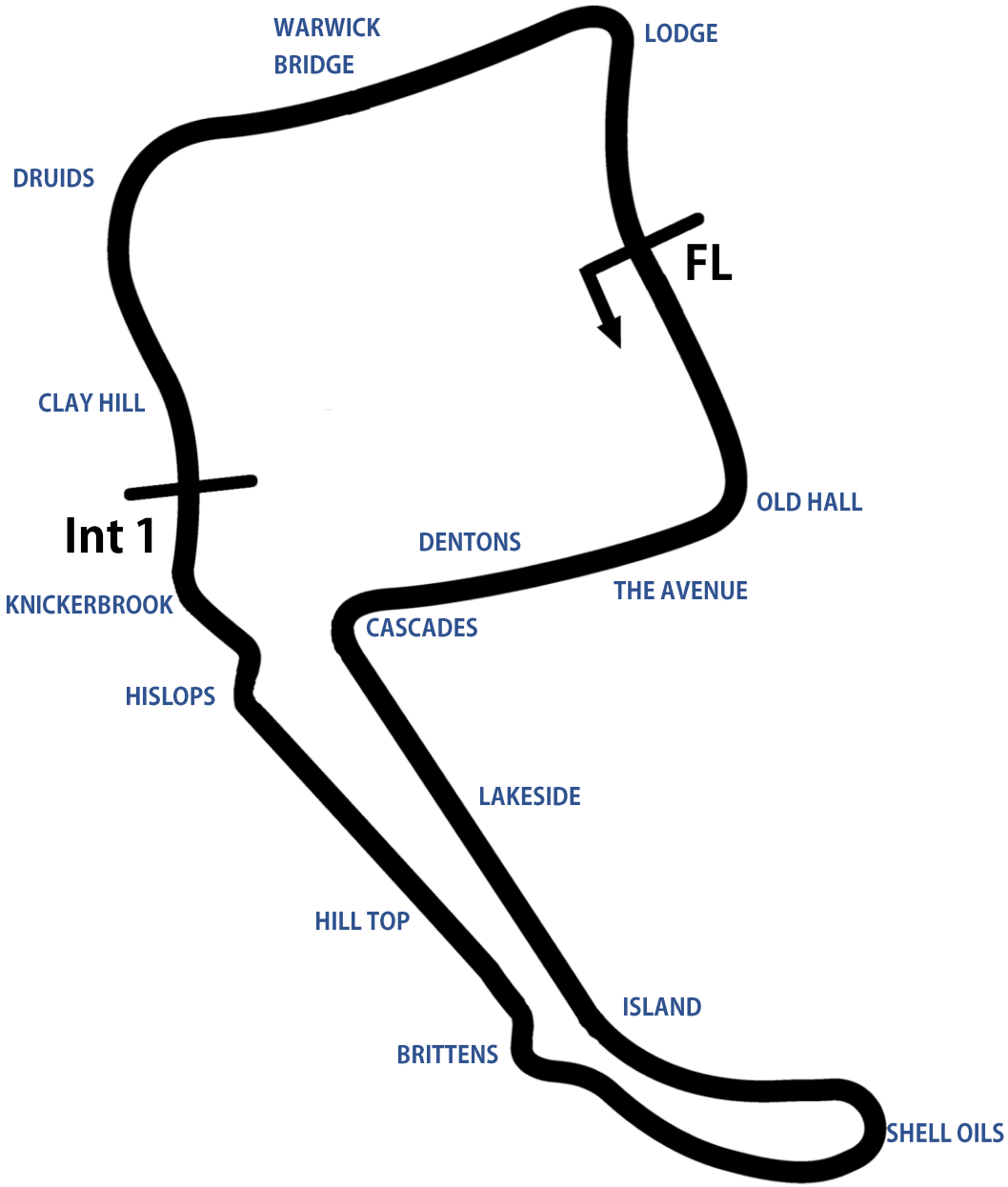

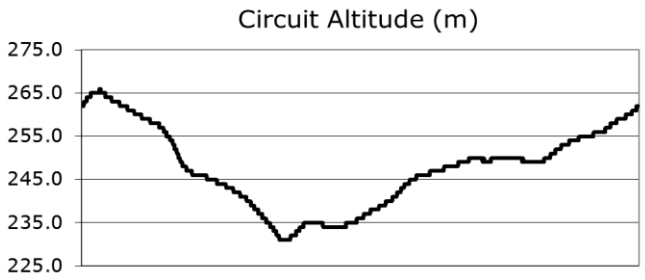

Length	2.6920 miles | 4.332 km | 4332.4m		
FL		53.17997 N	2.61294 W
Int 1	3066m	53.17830 N	2.62040 W
Pit Entry	4314m	53.18011 N	2.61306 W
Pit Exit	180m after FL	53.17836 N	2.61232 W
Pit Entry - Pit Exit	199m, 14.3s @ 50kph, 11.9s @ 60kph		

Results & Live Timing available at – www.tsl-timing.com

Updated - 24/01/2024 11:05

BMCRC-MRO Championships 2025 - Rnd 2 @ Oulton Park Int

BMCRC Thunderbike Ultra & Extreme

QUALIFYING - CLASSIFICATION

POS	NO	CL	PIC	NAME	ENTRY	TIME	ON	LAPS	GAP	DIFF	MPH
1	**47**	U	1	**Daryl DANCE**	Yamaha YZF R1 - 2 brothers scaffolding	**1:44.920**	8	9			92.36
2	**102**	U	2	**James FEARN**	- Greenplant satellite team	**1:46.508**	9	9	**1.588**	1.588	90.99
3	**53**	U	3	**Seamus McGLYNN**	- S and d build and design Ltd	**1:48.695**	6	8	**3.775**	2.187	89.16
4	**78**	U	4	**Jamie THOMAS**	Suzuki GSXR 1000 - Team RubyRacing	**1:50.105**	4	8	**5.185**	1.410	88.01
5	**19**	U	5	**Tyler DONOVAN**	Kawasaki ZX10R - Tinder Corp	**1:50.561**	6	7	**5.641**	0.456	87.65
6	**85**	U	6	**Clinton WOOD**	Suzuki GSXR1000 - Clinton Wood	**1:50.762**	4	6	**5.842**	0.201	87.49
7	**46**	U	7	**Simon GATES**	Yamaha YZF R1 - T.A Roden LTD / Canine Plus Hydro	**1:50.958**	6	7	**6.038**	0.196	87.34
8	**20**	U	8	**Connor SWYER**	Suzuki GSXR 1000 K6 - WSC Performace & lleithyr farı	**1:51.493**	4	8	**6.573**	0.535	86.92
9	**69**	E	1	**Tony RUSSO**	Suzuki GSXR 750 - Wymark Lubricants	**1:51.807**	4	8	**6.887**	0.314	86.67
10	**81**	E	2	**Darren CORKETT**	Suzuki GSXR 750 - Jackson & Phillips	**1:52.020**	8	8	**7.100**	0.213	86.51
11	**33**	E	3	**Mark BISWELL**	Yamaha YZF-R6 - Bizzle Bikesport	**1:52.149**	5	7	**7.229**	0.129	86.41
12	**68**	E	4	**Lee SMITH**	Yamaha R1 - LDS Joinery	**1:52.231**	7	8	**7.311**	0.082	86.35
13	**48**	E	5	**Shaun WALLIS**	Yamaha R6 - MBC Despatch Racing	**1:52.415**	8	8	**7.495**	0.184	86.21
14	**63**	U	9	**Matthew WREN**	Suzuki GSXR - TBR performance	**1:52.694**	7	8	**7.774**	0.279	85.99
15	**82**	E	6	**Matt HINNELLS**	Honda CBR 954RR FIREBLADE - FH82Racing	**1:53.562**	7	8	**8.642**	0.868	85.33
16	**115**	U	10	**Tony KEILTY**	Suzuki GSXR 1000 - Eat Your Heart Out	**1:54.352**	5	6	**9.432**	0.790	84.74
17	**12**	E	7	**John HOULDEN**	Aprilia RSV MILLE R -	**1:54.490**	6	8	**9.570**	0.138	84.64
18	**17**	U	11	**Jordan KILLWORTH**	Yamaha R1 4C8 - Greenplant/BK/Rabbit	**1:55.041**	3	7	**10.121**	0.551	84.24
19	**128**	E	8	**Liam McCARTER**	Suzuki GSXR 750 - Katie McCarter	**1:55.935**	5	7	**11.015**	0.894	83.59
20	**168**	E	9	**Ian ASHBY**	Triumph 955I - Clive Wood Triumph	**1:56.639**	5	6	**11.719**	0.704	83.08
21	**129**	E	10	**Derek CRIPPS**	Yamaha R1 - Team FBR	**1:57.709**	4	5	**12.789**	1.070	82.33
22	**96**	U	12	**Pete SCOTT**	Suzuki GSXR1000K5 - South Hill MOT Centre	**1:58.656**	4	7	**13.736**	0.947	81.67
23	**144**	E	11	**Scott LEMON**	Yamaha R1 -	**2:00.505**	7	7	**15.585**	1.849	80.42
24	**84**	U	13	**Bert ELLISON**	Triumph DAYTONA 675R - Ma n pa prentice	**2:01.334**	7	8	**16.414**	0.829	79.87
25	**64**	E	12	**Keith CHAMBERS**	Suzuki GSXR 750 - Amanda Chambers	**2:03.502**	7	7	**18.582**	2.168	78.47
26	**89**	E	13	**Daryl SKINNS**	Suzuki GSXR 750 - Target Site Services & Rapid Elect	**2:10.285**	5	7	**25.365**	6.783	74.38

Weather / Track : Cloudy / Dry
These results are provisional until the conclusion of any judicial and technical matters.

Date: 04/04/2025 Start: 09:00 Finish: 09:15
Oulton Park International: 2.6920 miles

Clerk Of Course:	Timekeeper: Craig Smith	

Results can be found at www.tsl-timing.com

Printed - 09:17 Friday, 04 April 2025

BMCRC-MRO Championships 2025 - Rnd 2 @ Oulton Park Int

BMCRC Thunderbike Ultra & Extreme

QUALIFYING - SECTOR ANALYSIS

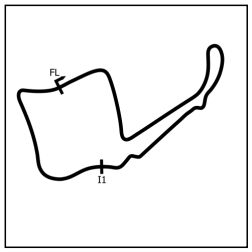

SECTOR 1 = FL to I1, SECTOR 2 = I1 to FL, DIFF = Difference To Personal Best Lap, P = Crossed Finish Line in Pit Lane, D = Time Disallowed

P1 47 U Daryl DANCE

Yamaha YZF R1 - 2 brothers scaffolding

IDEAL LAP TIME : 1:44.694 BEST LAP TIME : 1:44.920 DIFFERENCE : 0.226

LAP	SECTOR 1	SECTOR 2	LAP TIME		MPH	DIFF	TIME OF DAY
1 -	1:24.556	30.960	1:55.516		83.89	10.596	09:02:33.578
2 -	1:18.280	***28.628***	1:46.908		90.65	1.988	09:04:20.486
3 -	1:17.011	28.933	1:45.944		91.47	1.024	09:06:06.430
4 -	***1:16.066***	38.989	1:55.055		84.23	10.135	09:08:01.485
5 -	1:24.540	31.876	1:56.416		83.24	11.496	09:09:57.901
6 -	1:16.876	28.833	1:45.709	**(3)**	91.67	0.789	09:11:43.610
7 -	1:16.364	28.735	1:45.099	**(2)**	92.21	0.179	09:13:28.709
8 -	1:16.289	28.631	***1:44.920***	**(1)**	***92.36***		***09:15:13.629***
9 -	1:24.239	IN PIT	2:04.280	**P**	77.97	19.360	09:17:17.909

P2 102 U James FEARN

- Greenplant satellite team

IDEAL LAP TIME : 1:46.508 BEST LAP TIME : 1:46.508 DIFFERENCE : 0.000

LAP	SECTOR 1	SECTOR 2	LAP TIME		MPH	DIFF	TIME OF DAY
1 -	1:25.546	29.985	1:55.531		83.88	9.023	09:02:19.217
2 -	1:21.042	29.973	1:51.015		87.29	4.507	09:04:10.232
3 -	1:18.707	29.728	1:48.435		89.37	1.927	09:05:58.667
4 -	1:18.461	29.832	1:48.293		89.49	1.785	09:07:46.960
5 -	1:18.825	30.041	1:48.866		89.02	2.358	09:09:35.826
6 -	1:17.991	29.491	1:47.482	**(2)**	90.16	0.974	09:11:23.308
7 -	1:18.383	29.408	1:47.791	**(3)**	89.90	1.283	09:13:11.099
8 -	1:23.008	30.332	1:53.340		85.50	6.832	09:15:04.439
9 -	***1:17.630***	***28.878***	***1:46.508***	**(1)**	***90.99***		***09:16:50.947***

P3 53 U Seamus McGLYNN

- S and d build and design Ltd

IDEAL LAP TIME : 1:48.695 BEST LAP TIME : 1:48.695 DIFFERENCE : 0.000

LAP	SECTOR 1	SECTOR 2	LAP TIME		MPH	DIFF	TIME OF DAY
1 -	1:30.586	30.620	2:01.206		79.95	12.511	09:02:28.554
2 -	1:20.989	30.212	1:51.201		87.15	2.506	09:04:19.755
3 -	1:20.166	29.474	1:49.640	**(3)**	88.39	0.945	09:06:09.395
4 -	1:20.123	29.843	1:49.966		88.12	1.271	09:07:59.361
5 -	1:20.618	29.679	1:50.297		87.86	1.602	09:09:49.658
6 -	***1:19.224***	***29.471***	***1:48.695***	**(1)**	***89.16***		***09:11:38.353***
7 -	1:19.885	29.493	1:49.378	**(2)**	88.60	0.683	09:13:27.731
8 -	1:20.532	IN PIT	1:57.146	**P**	82.72	8.451	09:15:24.877

P4 78 U Jamie THOMAS

Suzuki GSXR 1000 - Team RubyRacing

IDEAL LAP TIME : 1:49.893 BEST LAP TIME : 1:50.105 DIFFERENCE : 0.212

LAP	SECTOR 1	SECTOR 2	LAP TIME		MPH	DIFF	TIME OF DAY
1 -	1:32.391	31.207	2:03.598		78.40	13.493	09:02:32.778
2 -	1:22.168	30.025	1:52.193		86.38	2.088	09:04:24.971
3 -	1:21.335	29.740	1:51.075	**(3)**	87.25	0.970	09:06:16.046
4 -	***1:20.154***	29.951	***1:50.105***	**(1)**	***88.01***		***09:08:06.151***
5 -	1:20.895	31.286	1:52.181		86.38	2.076	09:09:58.332
6 -	1:21.102	30.357	1:51.459		86.94	1.354	09:11:49.791
7 -	1:21.387	30.143	1:51.530		86.89	1.425	09:13:41.321
8 -	1:20.507	***29.739***	1:50.246	**(2)**	87.90	0.141	09:15:31.567

P5 19 U Tyler DONOVAN

Kawasaki ZX10R - Tinder Corp

IDEAL LAP TIME : 1:50.561 BEST LAP TIME : 1:50.561 DIFFERENCE : 0.000

LAP	SECTOR 1	SECTOR 2	LAP TIME		MPH	DIFF	TIME OF DAY
1 -	1:38.298	32.243	2:10.541		74.23	19.980	09:03:24.077
2 -	1:23.980	31.529	1:55.509		83.90	4.948	09:05:19.586
3 -	1:22.559	30.641	1:53.200		85.61	2.639	09:07:12.786
4 -	1:21.512	30.924	1:52.436	**(3)**	86.19	1.875	09:09:05.222
5 -	1:20.753	31.476	1:52.229	**(2)**	86.35	1.668	09:10:57.451
6 -	***1:20.462***	***30.099***	***1:50.561***	**(1)**	***87.65***		***09:12:48.012***
7 -	1:20.781	IN PIT	2:02.410	**P**	79.17	11.849	09:14:50.422

Weather / Track : Cloudy / Dry

Oulton Park International: 2.6920 miles
Date: 04/04/2025 Start: 09:00 Finish: 09:15

BMCRC-MRO Championships 2025 - Rnd 2 @ Oulton Park Int

BMCRC Thunderbike Ultra & Extreme

QUALIFYING - SECTOR ANALYSIS

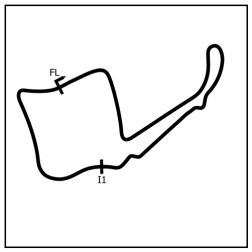

SECTOR 1 = FL to I1, SECTOR 2 = I1 to FL, DIFF = Difference To Personal Best Lap, P = Crossed Finish Line in Pit Lane, D = Time Disallowed

P6 85 U Clinton WOOD

Suzuki GSXR1000 - Clinton Wood

IDEAL LAP TIME : 1:50.434 BEST LAP TIME : 1:50.762 DIFFERENCE : 0.328

LAP	SECTOR 1	SECTOR 2	LAP TIME	MPH	DIFF	TIME OF DAY
1 -	1:31.650	31.589	2:03.239	78.63	12.477	09:03:17.674
2 -	1:21.340	30.254	1:51.594 (3)	86.84	0.832	09:05:09.268
3 -	1:21.684	30.801	1:52.485	86.15	1.723	09:07:01.753
4 -	***1:20.443***	30.319	***1:50.762 (1)***	***87.49***		***09:08:52.515***
5 -	1:21.029	***29.991***	1:51.020 (2)	87.29	0.258	09:10:43.535
6 -	1:20.444	IN PIT	2:04.237 P	78.00	13.475	09:12:47.772

P7 46 U Simon GATES

Yamaha YZF R1 - T.A Roden LTD / Canine Plus Hydro

IDEAL LAP TIME : 1:50.958 BEST LAP TIME : 1:50.958 DIFFERENCE : 0.000

LAP	SECTOR 1	SECTOR 2	LAP TIME	MPH	DIFF	TIME OF DAY
1 -	1:30.643	31.091	2:01.734	79.61	10.776	09:02:57.852
2 -	1:24.457	30.904	1:55.361	84.00	4.403	09:04:53.213
3 -	1:22.865	30.867	1:53.732	85.21	2.774	09:06:46.945
4 -	1:21.121	30.344	1:51.465 (2)	86.94	0.507	09:08:38.410
5 -	1:22.187	30.355	1:52.542 (3)	86.11	1.584	09:10:30.952
6 -	***1:20.951***	***30.007***	***1:50.958 (1)***	***87.34***		***09:12:21.910***
7 -	1:22.138	IN PIT	2:02.427 P	79.15	11.469	09:14:24.337

P8 20 U Connor SWYER

Suzuki GSXR 1000 K6 - WSC Performace & lleithyr farm & dad

IDEAL LAP TIME : 1:51.493 BEST LAP TIME : 1:51.493 DIFFERENCE : 0.000

LAP	SECTOR 1	SECTOR 2	LAP TIME	MPH	DIFF	TIME OF DAY
1 -	1:26.259	30.656	1:56.915	82.89	5.422	09:02:20.885
2 -	1:23.220	30.374	1:53.594	85.31	2.101	09:04:14.479
3 -	1:22.185	30.571	1:52.756 (2)	85.94	1.263	09:06:07.235
4 -	***1:21.247***	***30.246***	***1:51.493 (1)***	***86.92***		***09:07:58.728***
5 -	1:26.477	IN PIT	2:05.253 P	77.37	13.760	09:10:03.981
6 -	OUTLAP	31.371	3:05.151	52.34	1:13.658	09:13:09.132
7 -	1:22.261	30.748	1:53.009 (3)	85.75	1.516	09:15:02.141
8 -	1:22.581	31.426	1:54.007	85.00	2.514	09:16:56.148

P9 69 E Tony RUSSO

Suzuki GSXR 750 - Wymark Lubricants

IDEAL LAP TIME : 1:51.719 BEST LAP TIME : 1:51.807 DIFFERENCE : 0.088

LAP	SECTOR 1	SECTOR 2	LAP TIME	MPH	DIFF	TIME OF DAY
1 -	1:35.598	32.408	2:08.006	75.70	16.199	09:02:34.568
2 -	1:23.491	***30.567***	1:54.058	84.96	2.251	09:04:28.626
3 -	1:21.206	30.869	1:52.075 (2)	86.47	0.268	09:06:20.701
4 -	***1:21.152***	30.655	***1:51.807 (1)***	***86.67***		***09:08:12.508***
5 -	1:22.558	30.608	1:53.166	85.63	1.359	09:10:05.674
6 -	1:23.081	30.825	1:53.906	85.08	2.099	09:11:59.580
7 -	1:23.118	31.446	1:54.564	84.59	2.757	09:13:54.144
8 -	1:21.663	30.775	1:52.438 (3)	86.19	0.631	09:15:46.582

P10 81 E Darren CORKETT

Suzuki GSXR 750 - Jackson & Phillips

IDEAL LAP TIME : 1:51.221 BEST LAP TIME : 1:52.020 DIFFERENCE : 0.799

LAP	SECTOR 1	SECTOR 2	LAP TIME	MPH	DIFF	TIME OF DAY
1 -	1:33.477	33.015	2:06.492	76.61	14.472	09:02:36.389
2 -	1:25.622	32.378	1:58.000	82.12	5.980	09:04:34.389
3 -	1:29.968	32.973	2:02.941	78.82	10.921	09:06:37.330
4 -	1:21.550	32.102	1:53.652	85.27	1.632	09:08:30.982
5 -	1:21.695	31.659	1:53.354 (3)	85.49	1.334	09:10:24.336
6 -	***1:20.718***	31.747	1:52.465 (2)	86.17	0.445	09:12:16.801
7 -	1:26.966	36.534	2:03.500	78.47	11.480	09:14:20.301
8 -	1:21.517	***30.503***	***1:52.020 (1)***	***86.51***		***09:16:12.321***

Weather / Track : Cloudy / Dry

Oulton Park International: 2.6920 miles
Date: 04/04/2025 Start: 09:00 Finish: 09:15

BMCRC-MRO Championships 2025 - Rnd 2 @ Oulton Park Int

BMCRC Thunderbike Ultra & Extreme

QUALIFYING - SECTOR ANALYSIS

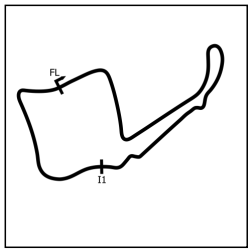

SECTOR 1 = FL to I1, SECTOR 2 = I1 to FL, DIFF = Difference To Personal Best Lap, P = Crossed Finish Line in Pit Lane, D = Time Disallowed

P11 33 E Mark BISWELL — Yamaha YZF-R6 - Bizzle Bikesport

IDEAL LAP TIME : 1:51.721 BEST LAP TIME : 1:52.149 DIFFERENCE : 0.428

LAP	SECTOR 1	SECTOR 2	LAP TIME	MPH	DIFF	TIME OF DAY
1 -	1:31.934	32.227	2:04.161	78.05	12.012	09:04:13.783
2 -	1:23.781	***30.737***	1:54.518	84.62	2.369	09:06:08.301
3 -	1:23.467	31.490	1:54.957	84.30	2.808	09:08:03.258
4 -	1:23.334	30.965	1:54.299 **(3)**	84.78	2.150	09:09:57.557
5 -	***1:20.984***	31.165	***1:52.149*** **(1)**	***86.41***		***09:11:49.706***
6 -	1:22.181	31.243	1:53.424 **(2)**	85.44	1.275	09:13:43.130
7 -	1:23.118	IN PIT	2:10.186 **P**	74.44	18.037	09:15:53.316

P12 68 E Lee SMITH — Yamaha R1 - LDS Joinery

IDEAL LAP TIME : 1:51.652 BEST LAP TIME : 1:52.231 DIFFERENCE : 0.579

LAP	SECTOR 1	SECTOR 2	LAP TIME	MPH	DIFF	TIME OF DAY
1 -	1:39.955	33.363	2:13.318	72.69	21.087	09:02:40.788
2 -	1:25.366	31.515	1:56.881	82.91	4.650	09:04:37.669
3 -	1:23.952	***30.361***	1:54.313	84.77	2.082	09:06:31.982
4 -	1:24.061	31.604	1:55.665	83.78	3.434	09:08:27.647
5 -	1:23.189	30.475	1:53.664 **(3)**	85.26	1.433	09:10:21.311
6 -	1:23.003	32.045	1:55.048	84.23	2.817	09:12:16.359
7 -	1:21.823	30.408	***1:52.231*** **(1)**	***86.35***		***09:14:08.590***
8 -	***1:21.291***	31.005	1:52.296 **(2)**	86.30	0.065	09:16:00.886

P13 48 E Shaun WALLIS — Yamaha R6 - MBC Despatch Racing

IDEAL LAP TIME : 1:52.415 BEST LAP TIME : 1:52.415 DIFFERENCE : 0.000

LAP	SECTOR 1	SECTOR 2	LAP TIME	MPH	DIFF	TIME OF DAY
1 -	1:35.238	33.178	2:08.416	75.46	16.001	09:02:36.319
2 -	1:26.848	33.427	2:00.275	80.57	7.860	09:04:36.594
3 -	1:22.659	31.708	1:54.367	84.73	1.952	09:06:30.961
4 -	1:22.636	31.451	1:54.087	84.94	1.672	09:08:25.048
5 -	1:22.013	31.460	1:53.473 **(2)**	85.40	1.058	09:10:18.521
6 -	1:24.910	32.008	1:56.918	82.88	4.503	09:12:15.439
7 -	1:22.034	31.705	1:53.739 **(3)**	85.20	1.324	09:14:09.178
8 -	***1:21.814***	***30.601***	***1:52.415*** **(1)**	***86.21***		***09:16:01.593***

P14 63 U Matthew WREN — Suzuki GSXR - TBR performance

IDEAL LAP TIME : 1:52.616 BEST LAP TIME : 1:52.694 DIFFERENCE : 0.078

LAP	SECTOR 1	SECTOR 2	LAP TIME	MPH	DIFF	TIME OF DAY
1 -	1:31.649	32.865	2:04.514	77.83	11.820	09:02:44.172
2 -	1:24.348	32.476	1:56.824	82.95	4.130	09:04:40.996
3 -	1:34.564	IN PIT	2:11.907 **P**	73.47	19.213	09:06:52.903
4 -	OUTLAP	***31.001***	2:43.750	59.18	51.056	09:09:36.653
5 -	1:22.911	32.490	1:55.401	83.97	2.707	09:11:32.054
6 -	1:22.870	31.396	1:54.266 **(3)**	84.81	1.572	09:13:26.320
7 -	***1:21.615***	31.079	***1:52.694*** **(1)**	***85.99***		***09:15:19.014***
8 -	1:22.126	31.220	1:53.346 **(2)**	85.50	0.652	09:17:12.360

P15 82 E Matt HINNELLS — Honda CBR 954RR FIREBLADE - FH82Racing

IDEAL LAP TIME : 1:53.364 BEST LAP TIME : 1:53.562 DIFFERENCE : 0.198

LAP	SECTOR 1	SECTOR 2	LAP TIME	MPH	DIFF	TIME OF DAY
1 -	1:35.433	33.618	2:09.051	75.09	15.489	09:02:50.729
2 -	1:26.149	31.553	1:57.702	82.33	4.140	09:04:48.431
3 -	1:24.304	30.969	1:55.273	84.07	1.711	09:06:43.704
4 -	1:23.949	31.292	1:55.241	84.09	1.679	09:08:38.945
5 -	1:23.474	30.701	1:54.175 **(2)**	84.88	0.613	09:10:33.120
6 -	1:23.683	31.030	1:54.713 **(3)**	84.48	1.151	09:12:27.833
7 -	1:23.131	***30.431***	***1:53.562*** **(1)**	***85.33***		***09:14:21.395***
8 -	***1:22.933***	32.023	1:54.956	84.30	1.394	09:16:16.351

Weather / Track : Cloudy / Dry

Oulton Park International: 2.6920 miles
Date: 04/04/2025 Start: 09:00 Finish: 09:15

BMCRC-MRO Championships 2025 - Rnd 2 @ Oulton Park Int

BMCRC Thunderbike Ultra & Extreme

QUALIFYING - SECTOR ANALYSIS

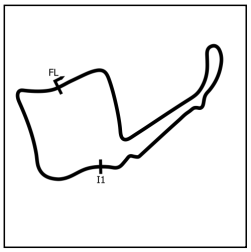

SECTOR 1 = FL to I1, SECTOR 2 = I1 to FL, DIFF = Difference To Personal Best Lap, P = Crossed Finish Line in Pit Lane, D = Time Disallowed

P16 115 U Tony KEILTY Suzuki GSXR 1000 - Eat Your Heart Out

IDEAL LAP TIME : 1:53.838 BEST LAP TIME : 1:54.352 DIFFERENCE : 0.514

LAP	SECTOR 1	SECTOR 2	LAP TIME	MPH	DIFF	TIME OF DAY
1 -	OUTLAP	34.417	2:28.357	65.32	34.005	09:05:20.095
2 -	1:28.970	32.967	2:01.937	79.47	7.585	09:07:22.032
3 -	1:25.980	31.772	1:57.752 (3)	82.30	3.400	09:09:19.784
4 -	1:24.888	31.824	1:56.712 (2)	83.03	2.360	09:11:16.496
5 -	1:23.644	***30.708***	***1:54.352 (1)***	***84.74***		***09:13:10.848***
6 -	***1:23.130***	IN PIT	2:00.735 P	80.26	6.383	09:15:11.583

P17 12 E John HOULDEN Aprilia RSV MILLE R -

IDEAL LAP TIME : 1:54.344 BEST LAP TIME : 1:54.490 DIFFERENCE : 0.146

LAP	SECTOR 1	SECTOR 2	LAP TIME	MPH	DIFF	TIME OF DAY
1 -	1:35.757	33.660	2:09.417	74.88	14.927	09:02:35.345
2 -	1:25.904	32.324	1:58.228	81.97	3.738	09:04:33.573
3 -	1:24.799	31.876	1:56.675	83.06	2.185	09:06:30.248
4 -	1:28.364	32.182	2:00.546	80.39	6.056	09:08:30.794
5 -	1:23.734	***30.830***	1:54.564 (2)	84.59	0.074	09:10:25.358
6 -	***1:23.514***	30.976	***1:54.490 (1)***	***84.64***		***09:12:19.848***
7 -	1:24.004	30.917	1:54.921 (3)	84.33	0.431	09:14:14.769
8 -	1:29.098	IN PIT	2:11.006 P	73.97	16.516	09:16:25.775

P18 17 U Jordan KILLWORTH Yamaha R1 4C8 - Greenplant/BK/Rabbit

IDEAL LAP TIME : 1:54.148 BEST LAP TIME : 1:55.041 DIFFERENCE : 0.893

LAP	SECTOR 1	SECTOR 2	LAP TIME	MPH	DIFF	TIME OF DAY
1 -	1:34.211	31.995	2:06.206	76.78	11.165	09:02:33.217
2 -	1:25.771	31.702	1:57.473	82.49	2.432	09:04:30.690
3 -	1:23.732	31.309	***1:55.041 (1)***	***84.24***		***09:06:25.731***
4 -	1:24.507	***30.865***	1:55.372 (3)	84.00	0.331	09:08:21.103
5 -	***1:23.283***	31.857	1:55.140 (2)	84.16	0.099	09:10:16.243
6 -	1:27.774	32.197	1:59.971	80.78	4.930	09:12:16.214
7 -	1:24.563	IN PIT	2:03.398 P	78.53	8.357	09:14:19.612

P19 128 E Liam McCARTER Suzuki GSXR 750 - Katie McCarter

IDEAL LAP TIME : 1:55.935 BEST LAP TIME : 1:55.935 DIFFERENCE : 0.000

LAP	SECTOR 1	SECTOR 2	LAP TIME	MPH	DIFF	TIME OF DAY
1 -	1:36.619	34.571	2:11.190	73.87	15.255	09:02:51.549
2 -	1:28.380	32.088	2:00.468	80.44	4.533	09:04:52.017
3 -	1:25.181	32.282	1:57.463 (3)	82.50	1.528	09:06:49.480
4 -	1:24.351	32.012	1:56.363 (2)	83.28	0.428	09:08:45.843
5 -	***1:24.132***	***31.803***	***1:55.935 (1)***	***83.59***		***09:10:41.778***
6 -	1:24.731	35.218	1:59.949	80.79	4.014	09:12:41.727
7 -	1:25.657	IN PIT	2:05.472 P	77.23	9.537	09:14:47.199

P20 168 E Ian ASHBY Triumph 955I - Clive Wood Triumph

IDEAL LAP TIME : 1:56.328 BEST LAP TIME : 1:56.639 DIFFERENCE : 0.311

LAP	SECTOR 1	SECTOR 2	LAP TIME	MPH	DIFF	TIME OF DAY
1 -	1:33.366	33.342	2:06.708	76.48	10.069	09:02:35.781
2 -	1:26.010	32.329	1:58.339	81.89	1.700	09:04:34.120
3 -	***1:24.603***	32.154	1:56.757 (3)	83.00	0.118	09:06:30.877
4 -	1:24.908	31.737	1:56.645 (2)	83.08	0.006	09:08:27.522
5 -	1:24.914	***31.725***	***1:56.639 (1)***	***83.08***		***09:10:24.161***
6 -	1:29.280	IN PIT	2:14.155 P	72.23	17.516	09:12:38.316

Weather / Track : Cloudy / Dry

Oulton Park International: 2.6920 miles
Date: 04/04/2025 Start: 09:00 Finish: 09:15

BMCRC-MRO Championships 2025 - Rnd 2 @ Oulton Park Int

BMCRC Thunderbike Ultra & Extreme

QUALIFYING - SECTOR ANALYSIS

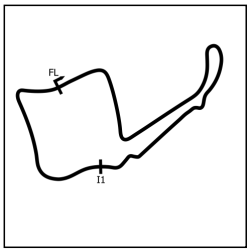

SECTOR 1 = FL to I1, SECTOR 2 = I1 to FL, DIFF = Difference To Personal Best Lap, P = Crossed Finish Line in Pit Lane, D = Time Disallowed

P21 129 E Derek CRIPPS Yamaha R1 - Team FBR

IDEAL LAP TIME : 1:57.709 BEST LAP TIME : 1:57.709 DIFFERENCE : 0.000

LAP	SECTOR 1	SECTOR 2	LAP TIME	MPH	DIFF	TIME OF DAY
1 -	1:38.552	33.345	2:11.897	73.47	14.188	09:02:55.148
2 -	1:29.491	32.500	2:01.991 (3)	79.44	4.282	09:04:57.139
3 -	1:26.418	31.931	1:58.349 (2)	81.88	0.640	09:06:55.488
4 -	***1:25.816***	***31.893***	***1:57.709 (1)***	***82.33***		***09:08:53.197***
5 -	1:26.231	IN PIT	2:07.802 P	75.83	10.093	09:11:00.999

P22 96 U Pete SCOTT Suzuki GSXR1000K5 - South Hill MOT Centre

IDEAL LAP TIME : 1:58.108 BEST LAP TIME : 1:58.656 DIFFERENCE : 0.548

LAP	SECTOR 1	SECTOR 2	LAP TIME	MPH	DIFF	TIME OF DAY
1 -	1:35.604	35.271	2:10.875	74.05	12.219	09:02:53.576
2 -	1:30.259	33.260	2:03.519 (3)	78.46	4.863	09:04:57.095
3 -	1:30.705	33.262	2:03.967	78.17	5.311	09:07:01.062
4 -	1:26.665	***31.991***	***1:58.656 (1)***	***81.67***		***09:08:59.718***
5 -	***1:26.117***	1:11.821	2:37.938	61.36	39.282	09:11:37.656
6 -	1:31.733	34.568	2:06.301	76.73	7.645	09:13:43.957
7 -	1:27.433	32.611	2:00.044 (2)	80.73	1.388	09:15:44.001

P23 144 E Scott LEMON Yamaha R1 -

IDEAL LAP TIME : 2:00.505 BEST LAP TIME : 2:00.505 DIFFERENCE : 0.000

LAP	SECTOR 1	SECTOR 2	LAP TIME	MPH	DIFF	TIME OF DAY
1 -	1:44.015	35.926	2:19.941	69.25	19.436	09:03:08.849
2 -	1:36.601	35.471	2:12.072	73.37	11.567	09:05:20.921
3 -	1:32.097	34.094	2:06.191	76.79	5.686	09:07:27.112
4 -	1:33.234	35.330	2:08.564	75.38	8.059	09:09:35.676
5 -	1:31.121	34.299	2:05.420 (3)	77.27	4.915	09:11:41.096
6 -	1:30.340	33.202	2:03.542 (2)	78.44	3.037	09:13:44.638
7 -	***1:28.091***	***32.414***	***2:00.505 (1)***	***80.42***		***09:15:45.143***

P24 84 U Bert ELLISON Triumph DAYTONA 675R - Ma n pa prentice

IDEAL LAP TIME : 2:00.466 BEST LAP TIME : 2:01.334 DIFFERENCE : 0.868

LAP	SECTOR 1	SECTOR 2	LAP TIME	MPH	DIFF	TIME OF DAY
1 -	1:40.834	35.086	2:15.920	71.30	14.586	09:02:45.386
2 -	1:34.760	36.139	2:10.899	74.03	9.565	09:04:56.285
3 -	1:33.041	34.154	2:07.195	76.19	5.861	09:07:03.480
4 -	1:30.264	33.218	2:03.482	78.48	2.148	09:09:06.962
5 -	1:28.151	33.331	2:01.482 (3)	79.77	0.148	09:11:08.444
6 -	1:28.117	33.284	2:01.401 (2)	79.82	0.067	09:13:09.845
7 -	***1:27.416***	33.918	***2:01.334 (1)***	***79.87***		***09:15:11.179***
8 -	1:28.927	***33.050***	2:01.977	79.45	0.643	09:17:13.156

P25 64 E Keith CHAMBERS Suzuki GSXR 750 - Amanda Chambers

IDEAL LAP TIME : 2:03.295 BEST LAP TIME : 2:03.502 DIFFERENCE : 0.207

LAP	SECTOR 1	SECTOR 2	LAP TIME	MPH	DIFF	TIME OF DAY
1 -	1:39.894	34.480	2:14.374	72.12	10.872	09:03:01.651
2 -	1:32.114	34.129	2:06.243	76.76	2.741	09:05:07.894
3 -	***1:29.745***	33.921	2:03.666 (2)	78.36	0.164	09:07:11.560
4 -	1:30.483	34.264	2:04.747	77.68	1.245	09:09:16.307
5 -	1:29.997	34.473	2:04.470 (3)	77.86	0.968	09:11:20.777
6 -	1:37.569	34.051	2:11.620	73.63	8.118	09:13:32.397
7 -	1:29.952	***33.550***	***2:03.502 (1)***	***78.47***		***09:15:35.899***

Weather / Track : Cloudy / Dry

Oulton Park International: 2.6920 miles
Date: 04/04/2025 Start: 09:00 Finish: 09:15

BMCRC-MRO Championships 2025 - Rnd 2 @ Oulton Park Int

BMCRC Thunderbike Ultra & Extreme

QUALIFYING - SECTOR ANALYSIS

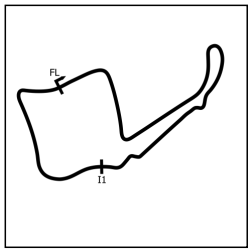

SECTOR 1 = FL to I1, SECTOR 2 = I1 to FL, DIFF = Difference To Personal Best Lap, P = Crossed Finish Line in Pit Lane, D = Time Disallowed

P26 89 E Daryl SKINNS Suzuki GSXR 750 - Target Site Services & Rapid Electrical

IDEAL LAP TIME : 2:10.285 BEST LAP TIME : 2:10.285 DIFFERENCE : 0.000

LAP	SECTOR 1	SECTOR 2	LAP TIME	MPH	DIFF	TIME OF DAY
1 -	1:44.071	38.038	2:22.109	68.19	11.824	09:02:53.270
2 -	1:38.028	36.761	2:14.789	71.89	4.504	09:05:08.059
3 -	1:38.437	36.637	2:15.074	71.74	4.789	09:07:23.133
4 -	1:36.718	36.223	2:12.941 **(3)**	72.89	2.656	09:09:36.074
5 -	***1:34.924***	***35.361***	***2:10.285*** **(1)**	***74.38***		***09:11:46.359***
6 -	1:36.557	37.256	2:13.813	72.42	3.528	09:14:00.172
7 -	1:36.808	36.080	2:12.888 **(2)**	72.92	2.603	09:16:13.060

Weather / Track : Cloudy / Dry

Oulton Park International: 2.6920 miles
Date: 04/04/2025 Start: 09:00 Finish: 09:15

BMCRC-MRO Championships 2025 - Rnd 2 @ Oulton Park Int

BMCRC Thunderbike Ultra & Extreme

QUALIFYING - BEST SECTORS

	SECTOR 1		SECTOR 2	
POS	NO	TIME	NO	TIME
1	47	1:16.066	47	28.628
2	102	1:17.630	102	28.878
3	53	1:19.224	53	29.471
4	78	1:20.154	78	29.739
5	85	1:20.443	85	29.991
6	19	1:20.462	46	30.007
7	81	1:20.718	19	30.099
8	46	1:20.951	20	30.246
9	33	1:20.984	68	30.361
10	69	1:21.152	82	30.431
11	20	1:21.247	81	30.503
12	68	1:21.291	69	30.567
13	63	1:21.615	48	30.601
14	48	1:21.814	115	30.708
15	82	1:22.933	33	30.737
16	115	1:23.130	12	30.830
17	17	1:23.283	17	30.865
18	12	1:23.514	63	31.001
19	128	1:24.132	168	31.725
20	168	1:24.603	128	31.803
21	129	1:25.816	129	31.893
22	96	1:26.117	96	31.991
23	84	1:27.416	144	32.414
24	144	1:28.091	84	33.050
25	64	1:29.745	64	33.550
26	89	1:34.924	89	35.361

IDEAL / BEST COMPARISON

PERFECT LAP 1:44.694

POS	NO	NAME	IDEAL	BEST	DIFF
1	47	DANCE	1:44.694	1:44.920	0.226
2	102	FEARN	1:46.508	1:46.508	0.000
3	53	McGLYNN	1:48.695	1:48.695	0.000
4	78	THOMAS	1:49.893	1:50.105	0.212
5	85	WOOD	1:50.434	1:50.762	0.328
6	19	DONOVAN	1:50.561	1:50.561	0.000
7	46	GATES	1:50.958	1:50.958	0.000
8	81	CORKETT	1:51.221	1:52.020	0.799
9	20	SWYER	1:51.493	1:51.493	0.000
10	68	SMITH	1:51.652	1:52.231	0.579
11	69	RUSSO	1:51.719	1:51.807	0.088
12	33	BISWELL	1:51.721	1:52.149	0.428
13	48	WALLIS	1:52.415	1:52.415	0.000
14	63	WREN	1:52.616	1:52.694	0.078
15	82	HINNELLS	1:53.364	1:53.562	0.198
16	115	KEILTY	1:53.838	1:54.352	0.514
17	17	KILLWORTH	1:54.148	1:55.041	0.893
18	12	HOULDEN	1:54.344	1:54.490	0.146
19	128	McCARTER	1:55.935	1:55.935	0.000
20	168	ASHBY	1:56.328	1:56.639	0.311
21	129	CRIPPS	1:57.709	1:57.709	0.000
22	96	SCOTT	1:58.108	1:58.656	0.548
23	84	ELLISON	2:00.466	2:01.334	0.868
24	144	LEMON	2:00.505	2:00.505	0.000
25	64	CHAMBERS	2:03.295	2:03.502	0.207
26	89	SKINNS	2:10.285	2:10.285	0.000

Weather / Track : Cloudy / Dry

Oulton Park International: 2.6920 miles
Date: 04/04/2025 Start: 09:00 Finish: 09:15

Results can be found at www.tsl-timing.com

Printed - 09:17 Friday, 04 April 2025

BMCRC-MRO Championships 2025 - Rnd 2 @ Oulton Park Int

BMCRC Thunderbike Ultra & Extreme

QUALIFYING - STATISTICS

Competitors Started	26
Planned Start	2025-04-04 @ 09:00:00.000
Actual Start	2025-04-04 @ 09:00:17.322
Finish Time	2025-04-04 @ 09:15:23.560
Track Length	2.6920mi.
Total Laps	192
Total Distance Covered	516.8694mi.

Session Fastest Lap History

NO	CL	NAME	LAP TIME	TIME OF DAY	LAP	VEHICLE
102	U	**James FEARN**	**1:55.531**	09:02:19.225	1	
47	U	**Daryl DANCE**	**1:55.516**	09:02:33.598	1	Yamaha YZF R1
102	U	**James FEARN**	**1:51.015**	09:04:10.240	2	
47	U	**Daryl DANCE**	**1:46.908**	09:04:20.507	2	Yamaha YZF R1
47	U	**Daryl DANCE**	**1:45.944**	09:06:06.452	3	Yamaha YZF R1
47	U	**Daryl DANCE**	**1:45.709**	09:11:43.632	6	Yamaha YZF R1
47	U	**Daryl DANCE**	**1:45.099**	09:13:28.729	7	Yamaha YZF R1
47	U	**Daryl DANCE**	**1:44.920**	09:15:13.650	8	Yamaha YZF R1

Flag History

TYPE	TIME OF DAY
GREEN	09:00:17.322
FINISH	09:15:23.560

Flag Statistics

TYPE	COUNT	TOTAL LAPS	TOTAL TIME
Green	1	9	17:10.353
Red	0	0	0.000
Safety Car	0	0	0.000
FCY	0	0	0.000

Weather / Track : Cloudy / Dry

Oulton Park International: 2.6920 miles
Date: 04/04/2025 Start: 09:00 Finish: 09:15

BMCRC-MRO Championships 2025 - Rnd 2 @ Oulton Park Int

BMCRC Thunderbike Ultra & Extreme

QUALIFYING - STATISTICS

CLASS : U

13 Starters

Fastest Lap History

NO	NAME	LAP TIME	TIME OF DAY	LAP	VEHICLE
102	**James FEARN**	**1:55.531**	09:02:19.225	1	
47	**Daryl DANCE**	**1:55.516**	09:02:33.598	1	Yamaha YZF R1
102	**James FEARN**	**1:51.015**	09:04:10.240	2	
47	**Daryl DANCE**	**1:46.908**	09:04:20.507	2	Yamaha YZF R1
47	**Daryl DANCE**	**1:45.944**	09:06:06.452	3	Yamaha YZF R1
47	**Daryl DANCE**	**1:45.709**	09:11:43.632	6	Yamaha YZF R1
47	**Daryl DANCE**	**1:45.099**	09:13:28.729	7	Yamaha YZF R1
47	**Daryl DANCE**	**1:44.920**	09:15:13.650	8	Yamaha YZF R1

Weather / Track : Cloudy / Dry

Oulton Park International: 2.6920 miles
Date: 04/04/2025 Start: 09:00 Finish: 09:15

BMCRC-MRO Championships 2025 - Rnd 2 @ Oulton Park Int

BMCRC Thunderbike Ultra & Extreme

QUALIFYING - STATISTICS

CLASS : E

13 Starters

Fastest Lap History

NO	NAME	LAP TIME	TIME OF DAY	LAP	VEHICLE
69	**Tony RUSSO**	**2:08.006**	09:02:34.565	1	Suzuki GSXR 750
168	**Ian ASHBY**	**2:06.708**	09:02:35.774	1	Triumph 955I
81	**Darren CORKETT**	**2:06.492**	09:02:36.389	1	Suzuki GSXR 750
33	**Mark BISWELL**	**2:04.161**	09:04:13.775	1	Yamaha YZF-R6
69	**Tony RUSSO**	**1:54.058**	09:04:28.622	2	Suzuki GSXR 750
69	**Tony RUSSO**	**1:52.075**	09:06:20.698	3	Suzuki GSXR 750
69	**Tony RUSSO**	**1:51.807**	09:08:12.505	4	Suzuki GSXR 750

Weather / Track : Cloudy / Dry

Oulton Park International: 2.6920 miles
Date: 04/04/2025 Start: 09:00 Finish: 09:15

BMCRC-MRO Championships 2025 - Rnd 2 @ Oulton Park Int

BMCRC Thunderbike Ultra & Extreme

RACE 1 - GRID (7 Laps)

ROW 9			27	888	Paul FAGG	26	89	Daryl SKINNS (2:10.285)
	25	64	Keith CHAMBERS (2:03.502)					
ROW 8	24	84	Bert ELLISON (2:01.334)	23	144	Scott LEMON (2:00.505)	22	96
	Pete SCOTT (1:58.656)							
ROW 7	21	129	Derek CRIPPS (1:57.709)	20	168	Ian ASHBY (1:56.639)	19	128
	Liam McCARTER (1:55.935)							
ROW 6	18	17	Jordan KILLWORTH (1:55.041)	17	12	John HOULDEN (1:54.490)	16	115
	Tony KEILTY (1:54.352)							
ROW 5	15	82	Matt HINNELLS (1:53.562)	14	63	Matthew WREN (1:52.694)	13	48
	Shaun WALLIS (1:52.415)							
ROW 4	12	68	Lee SMITH (1:52.231)	11	33	Mark BISWELL (1:52.149)	10	81
	Darren CORKETT (1:52.020)							
ROW 3	9	69	Tony RUSSO (1:51.807)	8	20	Connor SWYER (1:51.493)	7	46
	Simon GATES (1:50.958)							
ROW 2	6	85	Clinton WOOD (1:50.762)	5	19	Tyler DONOVAN (1:50.561)	4	78
	Jamie THOMAS (1:50.105)							
ROW 1	3	53	Seamus McGLYNN (1:48.695)	2	102	James FEARN (1:46.508)	1	47
	Daryl DANCE (1:44.920) **Pole**							

These results are provisional until the conclusion of any judicial and technical matters.

Oulton Park International: 2.6920 miles

Clerk Of Course:	Timekeeper: Craig Smith	

Results can be found at www.tsl-timing.com

Printed - 09:19 Friday, 04 April 2025

BMCRC-MRO Championships 2025 - Rnd 2 @ Oulton Park Int

BMCRC Thunderbike Ultra & Extreme

RACE 1 - CLASSIFICATION

Race Distance: 8 Laps / 21.53 miles

POS	NO	CL	PIC	NAME	ENTRY	LAPS	TIME	GAP	DIFF	MPH	BEST	ON	GRD	↑↓
1	47	U	1	Daryl DANCE	Yamaha YZF R1 - 2 brothers scaffolding	8	14:08.948			91.32	1:44.360	2	1	0
2	102	U	2	James FEARN	- Greenplant satellite team	8	14:14.696	5.748	5.748	90.71	1:45.482	2	2	0
3	53	U	3	Seamus McGLYNN	- S and d build and design Ltd	8	14:23.153	14.205	8.457	89.82	1:46.681	5	3	0
4	19	U	4	Tyler DONOVAN	Kawasaki ZX10R - Tinder Corp	8	14:29.889	20.941	6.736	89.12	1:47.670	4	5	1
5	78	U	5	Jamie THOMAS	Suzuki GSXR 1000 - Team RubyRacing	8	14:30.044	21.096	0.155	89.11	1:47.134	7	4	-1
6	85	U	6	Clinton WOOD	Suzuki GSXR1000 - Clinton Wood	8	14:34.371	25.423	4.327	88.66	1:47.788	2	6	0
7	46	U	7	Simon GATES	Yamaha YZF R1 - T.A Roden LTD / Canine Plus Hydro	8	14:39.206	30.258	4.835	88.18	1:48.233	2	7	0
8	81	E	1	Darren CORKETT	Suzuki GSXR 750 - Jackson & Phillips	8	14:52.504	43.556	13.298	86.86	1:49.189	4	10	2
9	20	U	8	Connor SWYER	Suzuki GSXR 1000 K6 - WSC Performace & lleithyr farm & d	8	14:55.908	46.960	3.404	86.53	1:49.596	4	8	-1
10	48	E	2	Shaun WALLIS	Yamaha R6 - MBC Despatch Racing	8	15:05.943	56.995	10.035	85.57	1:50.261	5	13	3
11	63	U	9	Matthew WREN	Suzuki GSXR - TBR performance	8	15:07.635	58.687	1.692	85.42	1:51.047	5	14	3
12	115	U	10	Tony KEILTY	Suzuki GSXR 1000 - Eat Your Heart Out	8	15:08.534	59.586	0.899	85.33	1:51.200	6	16	4
13	17	U	11	Jordan KILLWORTH	Yamaha R1 4C8 - Greenplant/BK/Rabbit	8	15:08.814	59.866	0.280	85.30	1:51.169	6	18	5
14	168	E	3	Ian ASHBY	Triumph 955I - Clive Wood Triumph	8	15:09.101	1:00.153	0.287	85.28	1:52.294	2	20	6
15	82	E	4	Matt HINNELLS	Honda CBR 954RR FIREBLADE - FH82Racing	8	15:09.130	1:00.182	0.029	85.27	1:51.695	7	15	0
16	68	E	5	Lee SMITH	Yamaha R1 - LDS Joinery	8	15:09.823	1:00.875	0.693	85.21	1:51.238	6	12	-4
17	128	E	6	Liam McCARTER	Suzuki GSXR 750 - Katie McCarter	8	15:33.999	1:25.051	24.176	83.00	1:54.371	5	19	2
18	129	E	7	Derek CRIPPS	Yamaha R1 - Team FBR	8	15:40.081	1:31.133	6.082	82.47	1:55.535	5	21	3
19	145	U	12	Andy LOVETT	Kawasaki ZXR 750 - awl engineering	8	15:40.506	1:31.558	0.425	82.43	1:55.523	6	28	9
20	84	U	13	Bert ELLISON	Triumph DAYTONA 675R - Ma n pa prentice	7	14:09.777	1 Lap	1 Lap	79.83	1:59.209	5	24	4
21	64	E	8	Keith CHAMBERS	Suzuki GSXR 750 - Amanda Chambers	7	14:44.015	1 Lap	34.238	76.73	2:04.390	2	25	4
22	89	E	9	Daryl SKINNS	Suzuki GSXR 750 - Target Site Services & Rapid Electrical	7	15:08.711	1 Lap	24.696	74.65	2:07.278	2	26	4

NOT CLASSIFIED

DNF	69	E		Tony RUSSO	Suzuki GSXR 750 - Wymark Lubricants	6	11:01.327	2 Laps	1 Lap	87.92	1:48.418	5	9	
DNF	33	E		Mark BISWELL	Yamaha YZF-R6 - Bizzle Bikesport	6	11:30.711	2 Laps	29.384	84.18	1:51.805	3	11	
DNF	144	E		Scott LEMON	Yamaha R1 -	6	11:40.467	2 Laps	9.756	83.01	1:54.089	5	23	
DNF	12	E		John HOULDEN	Aprilia RSV MILLE R -	6	11:40.877	2 Laps	0.410	82.96	1:55.108	5	17	
DNF	96	U		Pete SCOTT	Suzuki GSXR1000K5 - South Hill MOT Centre	6	11:47.553	2 Laps	6.676	82.18	1:55.181	5	22	

FASTEST LAP

47	U	Daryl DANCE	Yamaha YZF R1 - 2 brothers scaffolding	2	1:44.360	92.86 mph	149.45 kph
69	E	Tony RUSSO	Suzuki GSXR 750 - Wymark Lubricants	5	1:48.418	89.38 mph	143.85 kph

Class U - 92.5% of Race Speed = 84.47 mph
Class E - 92.5% of Race Speed = 80.34 mph

Weather / Track : Sunny / Dry
These results are provisional until the conclusion of any judicial and technical matters.

Date: 04/04/2025 Start: 13:13 Finish: 13:27
Oulton Park International: 2.6920 miles

Clerk Of Course:

Timekeeper: Craig Smith

Results can be found at www.tsl-timing.com

Printed - 13:34 Friday, 04 April 2025

BMCRC-MRO Championships 2025 - Rnd 2 @ Oulton Park Int

BMCRC Thunderbike Ultra & Extreme

RACE 1 - LAP CHART

LAP 1 @ 13:15:14.578

NO	BEHIND	LAP TIME
47		1:49.019
102	1.478	1:50.497
53	2.630	1:51.649
19	4.418	1:53.437
78	5.004	1:54.023
85	5.439	1:54.458
46	5.842	1:54.861
81	6.736	1:55.755
69	7.116	1:56.135
20	7.469	1:56.488
33	8.387	1:57.406
168	9.617	1:58.636
82	10.596	1:59.615
17	11.883	2:00.902
63	12.185	2:01.204
68	12.902	2:01.921
115	12.934	2:01.953
12	13.810	2:02.829
48	14.079	2:03.098
144	15.247	2:04.266
128	15.763	2:04.782
129	16.386	2:05.405
145	16.610	2:05.629
96	17.543	2:06.562
84	20.584	2:09.603
64	22.907	2:11.926
89	25.151	2:14.170

LAP 2 @ 13:16:58.938

NO	BEHIND	LAP TIME
47		1:44.360
102	2.600	1:45.482
53	5.279	1:47.009
19	7.785	1:47.727
78	8.023	1:47.379
85	8.867	1:47.788
46	9.715	1:48.233
69	13.156	1:50.400
81	13.358	1:50.982
20	13.368	1:50.259
168	17.551	1:52.294
33	17.618	1:53.591
82	18.971	1:52.735
17	20.725	1:53.202
63	21.146	1:53.321
115	21.430	1:52.856
48	21.519	1:51.800
68	22.137	1:53.595
12	25.297	1:55.847
144	26.689	1:55.802
128	27.297	1:55.894
129	28.713	1:56.687
145	28.951	1:56.701
96	29.564	1:56.381
84	36.040	1:59.816
64	42.937	2:04.390
89	48.069	2:07.278

LAP 3 @ 13:18:44.326

NO	BEHIND	LAP TIME
47		1:45.388
102	2.769	1:45.557
53	7.099	1:47.208
19	10.333	1:47.936
78	10.559	1:47.924
85	11.662	1:48.183
46	12.905	1:48.578
69	16.910	1:49.142
20	18.220	1:50.240
81	19.156	1:51.186
33	24.035	1:51.805
168	24.923	1:52.760
82	27.000	1:53.417
63	27.411	1:51.653
115	27.945	1:51.903
17	28.725	1:53.388
48	29.062	1:52.931
68	29.627	1:52.878
12	35.365	1:55.456
128	36.587	1:54.678
144	37.207	1:55.906
129	40.008	1:56.683
145	40.244	1:56.681
96	41.454	1:57.278
84	49.997	1:59.345
64	1:02.629	2:05.080
89	1:11.453	2:08.772

LAP 4 @ 13:20:29.727

NO	BEHIND	LAP TIME
47		1:45.401
102	2.854	1:45.486
53	8.615	1:46.917
19	12.602	1:47.670
78	13.049	1:47.891
85	14.484	1:48.223
46	16.599	1:49.095
69	20.272	1:48.763
20	22.415	1:49.596
81	22.944	1:49.189
33	31.282	1:52.648
168	32.124	1:52.602
63	33.326	1:51.316
82	34.422	1:52.823
48	34.999	1:51.338
115	35.069	1:52.525
17	35.605	1:52.281
68	36.246	1:52.020
12	46.065	1:56.101
128	46.307	1:55.121
144	46.812	1:55.006
129	50.664	1:56.057
145	50.896	1:56.053
96	52.281	1:56.228
84	1:03.922	1:59.326
64	1:22.329	2:05.101
89	1:33.952	2:07.900

LAP 5 @ 13:22:15.531

NO	BEHIND	LAP TIME
47		1:45.804
102	2.547	1:45.497
53	9.492	1:46.681
19	14.505	1:47.707
78	16.192	1:48.947
85	17.281	1:48.601
46	19.301	1:48.506
69	22.886	1:48.418
20	27.191	1:50.580
81	27.688	1:50.548
33	38.402	1:52.924
63	38.569	1:51.047
168	38.990	1:52.670
48	39.456	1:50.261
82	41.162	1:52.544
115	41.485	1:52.220
17	41.874	1:52.073
68	42.325	1:51.883
128	54.874	1:54.371
144	55.097	1:54.089
12	55.369	1:55.108
129	1:00.395	1:55.535
145	1:00.713	1:55.621
96	1:01.658	1:55.181
84	1:17.327	1:59.209
64	1:41.962	2:05.437

LAP 6 @ 13:24:01.402

NO	BEHIND	LAP TIME	
47		1:45.871	
102	3.286	1:46.610	
89	1 Lap	2:08.239	
53	12.183	1:48.562	
19	16.927	1:48.293	
78	18.518	1:48.197	
85	19.672	1:48.262	
46	22.243	1:48.813	
69	25.484	1:48.469	
20	32.617	1:51.297	
81	33.028	1:51.211	
63	45.936	1:53.238	
48	46.217	1:52.632	
168	46.416	1:53.297	
115	46.814	1:51.200	
17	47.172	1:51.169	
68	47.692	1:51.238	
82	48.654	1:53.363	
33	54.868	2:02.337	P
144	1:04.624	1:55.398	
12	1:05.034	1:55.536	
128	1:05.282	1:56.279	
129	1:10.282	1:55.758	
145	1:10.365	1:55.523	
96	1:11.710	1:55.923	
84	1:31.688	2:00.232	

LAP 7 @ 13:25:46.569

NO	BEHIND	LAP TIME
47		1:45.167
102	4.750	1:46.631
53	14.656	1:47.640
64	1 Lap	2:05.531
19	20.318	1:48.558
78	20.485	1:47.134
85	23.529	1:49.024
46	26.306	1:49.230
89	1 Lap	2:12.037
81	38.317	1:50.456
20	39.905	1:52.455
48	52.475	1:51.425
63	52.717	1:51.948
168	53.865	1:52.616
115	53.872	1:52.225
17	54.529	1:52.524
68	54.656	1:52.131
82	55.182	1:51.695
128	1:16.165	1:56.050
129	1:21.604	1:56.489
145	1:21.684	1:56.486

LAP 8 @ 13:27:34.507

NO	BEHIND	LAP TIME
47		1:47.938
84	1 Lap	2:02.246
102	5.748	1:48.936
53	14.205	1:47.487
19	20.941	1:48.561
78	21.096	1:48.549
85	25.423	1:49.832
46	30.258	1:51.890
64	1 Lap	2:06.550
81	43.556	1:53.177
20	46.960	1:54.993
48	56.995	1:52.458
63	58.687	1:53.908
115	59.586	1:53.652
89	1 Lap	2:10.315
17	59.866	1:53.275
168	1:00.153	1:54.226
82	1:00.182	1:52.938
68	1:00.875	1:54.157
128	1:25.051	1:56.824
129	1:31.133	1:57.467
145	1:31.558	1:57.812

Weather / Track : Sunny / Dry

Oulton Park International: 2.6920 miles
Date: 04/04/2025 Start: 13:13 Finish: 13:27

Results can be found at www.tsl-timing.com

Printed - 13:34 Friday, 04 April 2025

BMCRC-MRO Championships 2025 - Rnd 2 @ Oulton Park Int

BMCRC Thunderbike Ultra & Extreme

RACE 1 - POSITION CHART

No	Name	Lap Pos	1	2	3	4	5	6	7	8
47	DANCE	1	47	47	47	47	47	47	47	47
102	FEARN	2	102	102	102	102	102	102	102	102
53	McGLYNN	3	53	53	53	53	53	53	53	53
78	THOMAS	4	19	19	19	19	19	19	19	19
19	DONOVAN	5	78	78	78	78	78	78	78	78
85	WOOD	6	85	85	85	85	85	85	85	85
46	GATES	7	46	46	46	46	46	46	46	46
20	SWYER	8	81	69	69	69	69	69	81	81
69	RUSSO	9	69	81	20	20	20	20	20	20
81	CORKETT	10	20	20	81	81	81	81	48	48
33	BISWELL	11	33	168	33	33	33	63	63	63
68	SMITH	12	168	33	168	168	63	48	168	115
48	WALLIS	13	82	82	82	63	168	168	115	17
63	WREN	14	17	17	63	82	48	115	17	168
82	HINNELLS	15	63	63	115	48	82	17	68	82
115	KEILTY	16	68	115	17	115	115	68	82	68
12	HOULDEN	17	115	48	48	17	17	82	128	128
17	KILLWORTH	18	12	68	68	68	68	*33*	129	129
128	McCARTER	19	48	12	12	12	128	144	145	145
168	ASHBY	20	144	144	128	128	144	12	84	
129	CRIPPS	21	128	128	144	144	12	128	64	
96	SCOTT	22	129	129	129	129	129	129	89	
144	LEMON	23	145	145	145	145	145	145		
84	ELLISON	24	96	96	96	96	96	96		
64	CHAMBERS	25	84	84	84	84	84	84		
89	SKINNS	26	64	64	64	64	64	64		
145	LOVETT	27	89	89	89	89	89	89		

Weather / Track : Sunny / Dry

Oulton Park International: 2.6920 miles
Date: 04/04/2025 Start: 13:13 Finish: 13:27

Results can be found at www.tsl-timing.com

Printed - 13:34 Friday, 04 April 2025

BMCRC-MRO Championships 2025 - Rnd 2 @ Oulton Park Int

BMCRC Thunderbike Ultra & Extreme

RACE 1 - SECTOR ANALYSIS

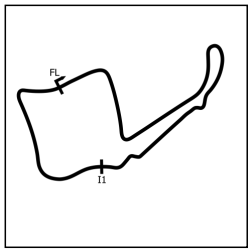

SECTOR 1 = FL to I1, SECTOR 2 = I1 to FL, DIFF = Difference To Personal Best Lap, P = Crossed Finish Line in Pit Lane, D = Time Disallowed

P1 47 U Daryl DANCE Yamaha YZF R1 - 2 brothers scaffolding

IDEAL LAP TIME : 1:44.281 BEST LAP TIME : 1:44.360 DIFFERENCE : 0.079

LAP	SECTOR 1	SECTOR 2	LAP TIME	MPH	DIFF	TIME OF DAY
1 -		***28.645***	1:49.019	88.89	4.659	13:15:14.578
2 -	***1:15.636***	28.724	***1:44.360*** **(1)**	***92.86***		***13:16:58.938***
3 -	1:16.405	28.983	1:45.388 **(3)**	91.95	1.028	13:18:44.326
4 -	1:16.493	28.908	1:45.401	91.94	1.041	13:20:29.727
5 -	1:16.893	28.911	1:45.804	91.59	1.444	13:22:15.531
6 -	1:16.829	29.042	1:45.871	91.53	1.511	13:24:01.402
7 -	1:16.424	28.743	1:45.167 **(2)**	92.15	0.807	13:25:46.569
8 -	1:17.662	30.276	1:47.938	89.78	3.578	13:27:34.507

P2 102 U James FEARN - Greenplant satellite team

IDEAL LAP TIME : 1:45.234 BEST LAP TIME : 1:45.482 DIFFERENCE : 0.248

LAP	SECTOR 1	SECTOR 2	LAP TIME	MPH	DIFF	TIME OF DAY
1 -		29.175	1:50.497	87.70	5.015	13:15:16.056
2 -	1:16.724	***28.758***	***1:45.482*** **(1)**	***91.87***		***13:17:01.538***
3 -	1:16.494	29.063	1:45.557	91.81	0.075	13:18:47.095
4 -	***1:16.476***	29.010	1:45.486 **(2)**	91.87	0.004	13:20:32.581
5 -	1:16.495	29.002	1:45.497 **(3)**	91.86	0.015	13:22:18.078
6 -	1:17.469	29.141	1:46.610	90.90	1.128	13:24:04.688
7 -	1:17.515	29.116	1:46.631	90.88	1.149	13:25:51.319
8 -	1:18.037	30.899	1:48.936	88.96	3.454	13:27:40.255

P3 53 U Seamus McGLYNN - S and d build and design Ltd

IDEAL LAP TIME : 1:46.644 BEST LAP TIME : 1:46.681 DIFFERENCE : 0.037

LAP	SECTOR 1	SECTOR 2	LAP TIME	MPH	DIFF	TIME OF DAY
1 -		29.330	1:51.649	86.80	4.968	13:15:17.208
2 -	***1:17.357***	29.652	1:47.009 **(3)**	90.56	0.328	13:17:04.217
3 -	1:17.630	29.578	1:47.208	90.39	0.527	13:18:51.425
4 -	1:17.455	29.462	1:46.917 **(2)**	90.64	0.236	13:20:38.342
5 -	1:17.394	***29.287***	***1:46.681*** **(1)**	***90.84***		***13:22:25.023***
6 -	1:18.887	29.675	1:48.562	89.26	1.881	13:24:13.585
7 -	1:18.058	29.582	1:47.640	90.03	0.959	13:26:01.225
8 -	1:17.855	29.632	1:47.487	90.16	0.806	13:27:48.712

P4 19 U Tyler DONOVAN Kawasaki ZX10R - Tinder Corp

IDEAL LAP TIME : 1:47.670 BEST LAP TIME : 1:47.670 DIFFERENCE : 0.000

LAP	SECTOR 1	SECTOR 2	LAP TIME	MPH	DIFF	TIME OF DAY
1 -		29.845	1:53.437	85.43	5.767	13:15:18.996
2 -	1:18.060	29.667	1:47.727 **(3)**	89.96	0.057	13:17:06.723
3 -	1:18.140	29.796	1:47.936	89.78	0.266	13:18:54.659
4 -	***1:18.029***	***29.641***	***1:47.670*** **(1)**	***90.00***		***13:20:42.329***
5 -	1:18.032	29.675	1:47.707 **(2)**	89.97	0.037	13:22:30.036
6 -	1:18.612	29.681	1:48.293	89.49	0.623	13:24:18.329
7 -	1:18.748	29.810	1:48.558	89.27	0.888	13:26:06.887
8 -	1:18.439	30.122	1:48.561	89.27	0.891	13:27:55.448

P5 78 U Jamie THOMAS Suzuki GSXR 1000 - Team RubyRacing

IDEAL LAP TIME : 1:46.836 BEST LAP TIME : 1:47.134 DIFFERENCE : 0.298

LAP	SECTOR 1	SECTOR 2	LAP TIME	MPH	DIFF	TIME OF DAY
1 -		29.385	1:54.023	84.99	6.889	13:15:19.582
2 -	***1:17.844***	29.535	1:47.379 **(2)**	90.25	0.245	13:17:06.961
3 -	1:18.149	29.775	1:47.924	89.79	0.790	13:18:54.885
4 -	1:18.610	29.281	1:47.891 **(3)**	89.82	0.757	13:20:42.776
5 -	1:19.521	29.426	1:48.947	88.95	1.813	13:22:31.723
6 -	1:18.814	29.383	1:48.197	89.57	1.063	13:24:19.920
7 -	1:18.142	***28.992***	***1:47.134*** **(1)**	***90.45***		***13:26:07.054***
8 -	1:18.531	30.018	1:48.549	89.28	1.415	13:27:55.603

Weather / Track : Sunny / Dry

Oulton Park International: 2.6920 miles
Date: 04/04/2025 Start: 13:13 Finish: 13:27

BMCRC-MRO Championships 2025 - Rnd 2 @ Oulton Park Int

BMCRC Thunderbike Ultra & Extreme

RACE 1 - SECTOR ANALYSIS

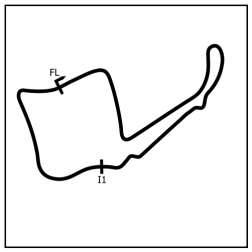

SECTOR 1 = FL to I1, SECTOR 2 = I1 to FL, DIFF = Difference To Personal Best Lap, P = Crossed Finish Line in Pit Lane, D = Time Disallowed

P6 85 U Clinton WOOD

Suzuki GSXR1000 - Clinton Wood

IDEAL LAP TIME : 1:47.788 BEST LAP TIME : 1:47.788 DIFFERENCE : 0.000

LAP	SECTOR 1	SECTOR 2	LAP TIME	MPH	DIFF	TIME OF DAY
1 -		29.986	1:54.458	84.67	6.670	13:15:20.017
2 -	***1:18.185***	***29.603***	***1:47.788 (1)***	***89.91***		***13:17:07.805***
3 -	1:18.334	29.849	1:48.183 **(2)**	89.58	0.395	13:18:55.988
4 -	1:18.400	29.823	1:48.223 **(3)**	89.54	0.435	13:20:44.211
5 -	1:18.809	29.792	1:48.601	89.23	0.813	13:22:32.812
6 -	1:18.585	29.677	1:48.262	89.51	0.474	13:24:21.074
7 -	1:19.137	29.887	1:49.024	88.89	1.236	13:26:10.098
8 -	1:18.580	31.252	1:49.832	88.23	2.044	13:27:59.930

P7 46 U Simon GATES

Yamaha YZF R1 - T.A Roden LTD / Canine Plus Hydro

IDEAL LAP TIME : 1:48.206 BEST LAP TIME : 1:48.233 DIFFERENCE : 0.027

LAP	SECTOR 1	SECTOR 2	LAP TIME	MPH	DIFF	TIME OF DAY
1 -		***29.679***	1:54.861	84.37	6.628	13:15:20.420
2 -	***1:18.527***	29.706	***1:48.233 (1)***	***89.54***		***13:17:08.653***
3 -	1:18.630	29.948	1:48.578 **(3)**	89.25	0.345	13:18:57.231
4 -	1:18.864	30.231	1:49.095	88.83	0.862	13:20:46.326
5 -	1:18.660	29.846	1:48.506 **(2)**	89.31	0.273	13:22:34.832
6 -	1:19.130	29.683	1:48.813	89.06	0.580	13:24:23.645
7 -	1:19.440	29.790	1:49.230	88.72	0.997	13:26:12.875
8 -	1:20.683	31.207	1:51.890	86.61	3.657	13:28:04.765

P8 81 E Darren CORKETT

Suzuki GSXR 750 - Jackson & Phillips

IDEAL LAP TIME : 1:49.157 BEST LAP TIME : 1:49.189 DIFFERENCE : 0.032

LAP	SECTOR 1	SECTOR 2	LAP TIME	MPH	DIFF	TIME OF DAY
1 -		***29.955***	1:55.755	83.72	6.566	13:15:21.314
2 -	1:19.840	31.142	1:50.982	87.32	1.793	13:17:12.296
3 -	1:20.781	30.405	1:51.186	87.16	1.997	13:19:03.482
4 -	***1:19.202***	29.987	***1:49.189 (1)***	***88.75***		***13:20:52.671***
5 -	1:20.324	30.224	1:50.548 **(3)**	87.66	1.359	13:22:43.219
6 -	1:20.654	30.557	1:51.211	87.14	2.022	13:24:34.430
7 -	1:19.927	30.529	1:50.456 **(2)**	87.73	1.267	13:26:24.886
8 -	1:21.469	31.708	1:53.177	85.62	3.988	13:28:18.063

P9 20 U Connor SWYER

Suzuki GSXR 1000 K6 - WSC Performace & lleithyr farm & dad

IDEAL LAP TIME : 1:49.449 BEST LAP TIME : 1:49.596 DIFFERENCE : 0.147

LAP	SECTOR 1	SECTOR 2	LAP TIME	MPH	DIFF	TIME OF DAY
1 -		***29.795***	1:56.488	83.19	6.892	13:15:22.047
2 -	1:20.026	30.233	1:50.259 **(3)**	87.89	0.663	13:17:12.306
3 -	1:20.392	29.848	1:50.240 **(2)**	87.91	0.644	13:19:02.546
4 -	***1:19.654***	29.942	***1:49.596 (1)***	***88.42***		***13:20:52.142***
5 -	1:20.521	30.059	1:50.580	87.64	0.984	13:22:42.722
6 -	1:20.981	30.316	1:51.297	87.07	1.701	13:24:34.019
7 -	1:21.700	30.755	1:52.455	86.17	2.859	13:26:26.474
8 -	1:23.130	31.863	1:54.993	84.27	5.397	13:28:21.467

P10 48 E Shaun WALLIS

Yamaha R6 - MBC Despatch Racing

IDEAL LAP TIME : 1:50.261 BEST LAP TIME : 1:50.261 DIFFERENCE : 0.000

LAP	SECTOR 1	SECTOR 2	LAP TIME	MPH	DIFF	TIME OF DAY
1 -		30.936	2:03.098	78.72	12.837	13:15:28.657
2 -	1:20.916	30.884	1:51.800	86.68	1.539	13:17:20.457
3 -	1:22.456	30.475	1:52.931	85.81	2.670	13:19:13.388
4 -	1:20.843	30.495	1:51.338 **(2)**	87.04	1.077	13:21:04.726
5 -	***1:20.160***	***30.101***	***1:50.261 (1)***	***87.89***		***13:22:54.987***
6 -	1:22.108	30.524	1:52.632	86.04	2.371	13:24:47.619
7 -	1:20.568	30.857	1:51.425 **(3)**	86.97	1.164	13:26:39.044
8 -	1:21.079	31.379	1:52.458	86.17	2.197	13:28:31.502

Weather / Track : Sunny / Dry

Oulton Park International: 2.6920 miles
Date: 04/04/2025 Start: 13:13 Finish: 13:27

BMCRC-MRO Championships 2025 - Rnd 2 @ Oulton Park Int

BMCRC Thunderbike Ultra & Extreme

RACE 1 - SECTOR ANALYSIS

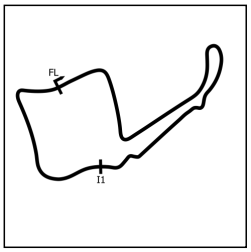

SECTOR 1 = FL to I1, SECTOR 2 = I1 to FL, DIFF = Difference To Personal Best Lap, P = Crossed Finish Line in Pit Lane, D = Time Disallowed

P11 63 U Matthew WREN Suzuki GSXR - TBR performance

IDEAL LAP TIME : 1:50.998 BEST LAP TIME : 1:51.047 DIFFERENCE : 0.049

LAP	SECTOR 1	SECTOR 2	LAP TIME	MPH	DIFF	TIME OF DAY
1 -		31.115	2:01.204	79.95	10.157	13:15:26.763
2 -	1:22.104	31.217	1:53.321	85.52	2.274	13:17:20.084
3 -	1:21.061	30.592	1:51.653 (3)	86.79	0.606	13:19:11.737
4 -	1:20.677	30.639	1:51.316 (2)	87.06	0.269	13:21:03.053
5 -	1:20.624	***30.423***	***1:51.047*** (1)	***87.27***		***13:22:54.100***
6 -	1:21.818	31.420	1:53.238	85.58	2.191	13:24:47.338
7 -	1:21.196	30.752	1:51.948	86.56	0.901	13:26:39.286
8 -	***1:20.575***	33.333	1:53.908	85.08	2.861	13:28:33.194

P12 115 U Tony KEILTY Suzuki GSXR 1000 - Eat Your Heart Out

IDEAL LAP TIME : 1:51.042 BEST LAP TIME : 1:51.200 DIFFERENCE : 0.158

LAP	SECTOR 1	SECTOR 2	LAP TIME	MPH	DIFF	TIME OF DAY
1 -		30.996	2:01.953	79.46	10.753	13:15:27.512
2 -	1:21.631	31.225	1:52.856	85.87	1.656	13:17:20.368
3 -	1:21.593	30.310	1:51.903 (2)	86.60	0.703	13:19:12.271
4 -	1:21.582	30.943	1:52.525	86.12	1.325	13:21:04.796
5 -	1:22.091	***30.129***	1:52.220 (3)	86.35	1.020	13:22:57.016
6 -	1:21.034	30.166	***1:51.200*** (1)	***87.15***		***13:24:48.216***
7 -	1:21.342	30.883	1:52.225	86.35	1.025	13:26:40.441
8 -	***1:20.913***	32.739	1:53.652	85.27	2.452	13:28:34.093

P13 17 U Jordan KILLWORTH Yamaha R1 4C8 - Greenplant/BK/Rabbit

IDEAL LAP TIME : 1:50.977 BEST LAP TIME : 1:51.169 DIFFERENCE : 0.192

LAP	SECTOR 1	SECTOR 2	LAP TIME	MPH	DIFF	TIME OF DAY
1 -		31.159	2:00.902	80.15	9.733	13:15:26.461
2 -	1:22.034	31.168	1:53.202	85.61	2.033	13:17:19.663
3 -	1:22.908	30.480	1:53.388	85.47	2.219	13:19:13.051
4 -	1:21.817	30.464	1:52.281 (3)	86.31	1.112	13:21:05.332
5 -	1:21.927	***30.146***	1:52.073 (2)	86.47	0.904	13:22:57.405
6 -	***1:20.831***	30.338	***1:51.169*** (1)	***87.17***		***13:24:48.574***
7 -	1:21.230	31.294	1:52.524	86.12	1.355	13:26:41.098
8 -	1:20.956	32.319	1:53.275	85.55	2.106	13:28:34.373

P14 168 E Ian ASHBY Triumph 955I - Clive Wood Triumph

IDEAL LAP TIME : 1:51.701 BEST LAP TIME : 1:52.294 DIFFERENCE : 0.593

LAP	SECTOR 1	SECTOR 2	LAP TIME	MPH	DIFF	TIME OF DAY
1 -		***30.680***	1:58.636	81.68	6.342	13:15:24.195
2 -	***1:21.021***	31.273	***1:52.294*** (1)	***86.30***		***13:17:16.489***
3 -	1:21.681	31.079	1:52.760	85.94	0.466	13:19:09.249
4 -	1:21.611	30.991	1:52.602 (2)	86.06	0.308	13:21:01.851
5 -	1:21.544	31.126	1:52.670	86.01	0.376	13:22:54.521
6 -	1:21.956	31.341	1:53.297	85.53	1.003	13:24:47.818
7 -	1:21.468	31.148	1:52.616 (3)	86.05	0.322	13:26:40.434
8 -	1:21.405	32.821	1:54.226	84.84	1.932	13:28:34.660

P15 82 E Matt HINNELLS Honda CBR 954RR FIREBLADE - FH82Racing

IDEAL LAP TIME : 1:51.695 BEST LAP TIME : 1:51.695 DIFFERENCE : 0.000

LAP	SECTOR 1	SECTOR 2	LAP TIME	MPH	DIFF	TIME OF DAY
1 -		30.590	1:59.615	81.02	7.920	13:15:25.174
2 -	1:22.071	30.664	1:52.735 (3)	85.96	1.040	13:17:17.909
3 -	1:22.746	30.671	1:53.417	85.44	1.722	13:19:11.326
4 -	1:22.200	30.623	1:52.823	85.89	1.128	13:21:04.149
5 -	1:22.156	30.388	1:52.544 (2)	86.11	0.849	13:22:56.693
6 -	1:23.021	30.342	1:53.363	85.48	1.668	13:24:50.056
7 -	***1:21.465***	***30.230***	***1:51.695*** (1)	***86.76***		***13:26:41.751***
8 -	1:21.561	31.377	1:52.938	85.81	1.243	13:28:34.689

Weather / Track : Sunny / Dry

Oulton Park International: 2.6920 miles
Date: 04/04/2025 Start: 13:13 Finish: 13:27

BMCRC-MRO Championships 2025 - Rnd 2 @ Oulton Park Int

BMCRC Thunderbike Ultra & Extreme

RACE 1 - SECTOR ANALYSIS

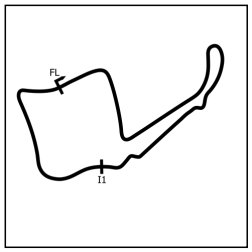

SECTOR 1 = FL to I1, SECTOR 2 = I1 to FL, DIFF = Difference To Personal Best Lap, P = Crossed Finish Line in Pit Lane, D = Time Disallowed

P16 68 E Lee SMITH Yamaha R1 - LDS Joinery

IDEAL LAP TIME : 1:51.168 BEST LAP TIME : 1:51.238 DIFFERENCE : 0.070

LAP	SECTOR 1	SECTOR 2	LAP TIME	MPH	DIFF	TIME OF DAY
1 -		31.153	2:01.921	79.48	10.683	13:15:27.480
2 -	1:22.672	30.923	1:53.595	85.31	2.357	13:17:21.075
3 -	1:22.114	30.764	1:52.878	85.85	1.640	13:19:13.953
4 -	1:21.442	30.578	1:52.020 (3)	86.51	0.782	13:21:05.973
5 -	1:21.655	***30.228***	1:51.883 (2)	86.61	0.645	13:22:57.856
6 -	***1:20.940***	30.298	***1:51.238 (1)***	***87.12***		***13:24:49.094***
7 -	1:21.095	31.036	1:52.131	86.42	0.893	13:26:41.225
8 -	1:21.165	32.992	1:54.157	84.89	2.919	13:28:35.382

P17 128 E Liam McCARTER Suzuki GSXR 750 - Katie McCarter

IDEAL LAP TIME : 1:54.371 BEST LAP TIME : 1:54.371 DIFFERENCE : 0.000

LAP	SECTOR 1	SECTOR 2	LAP TIME	MPH	DIFF	TIME OF DAY
1 -		32.243	2:04.782	77.66	10.411	13:15:30.341
2 -	1:24.028	31.866	1:55.894	83.62	1.523	13:17:26.235
3 -	1:22.785	31.893	1:54.678 (2)	84.50	0.307	13:19:20.913
4 -	1:23.420	31.701	1:55.121 (3)	84.18	0.750	13:21:16.034
5 -	***1:22.734***	***31.637***	***1:54.371 (1)***	***84.73***		***13:23:10.405***
6 -	1:23.846	32.433	1:56.279	83.34	1.908	13:25:06.684
7 -	1:23.798	32.252	1:56.050	83.50	1.679	13:27:02.734
8 -	1:22.937	33.887	1:56.824	82.95	2.453	13:28:59.558

P18 129 E Derek CRIPPS Yamaha R1 - Team FBR

IDEAL LAP TIME : 1:55.501 BEST LAP TIME : 1:55.535 DIFFERENCE : 0.034

LAP	SECTOR 1	SECTOR 2	LAP TIME	MPH	DIFF	TIME OF DAY
1 -		31.860	2:05.405	77.27	9.870	13:15:30.964
2 -	1:24.947	31.740	1:56.687	83.05	1.152	13:17:27.651
3 -	1:24.864	31.819	1:56.683	83.05	1.148	13:19:24.334
4 -	1:24.532	31.525	1:56.057 (3)	83.50	0.522	13:21:20.391
5 -	***1:24.005***	31.530	***1:55.535 (1)***	***83.88***		***13:23:15.926***
6 -	1:24.262	***31.496***	1:55.758 (2)	83.72	0.223	13:25:11.684
7 -	1:24.507	31.982	1:56.489	83.19	0.954	13:27:08.173
8 -	1:24.728	32.739	1:57.467	82.50	1.932	13:29:05.640

P19 145 U Andy LOVETT Kawasaki ZXR 750 - awl engineering

IDEAL LAP TIME : 1:55.378 BEST LAP TIME : 1:55.523 DIFFERENCE : 0.145

LAP	SECTOR 1	SECTOR 2	LAP TIME	MPH	DIFF	TIME OF DAY
1 -		31.922	2:05.629	77.14	10.106	13:15:31.188
2 -	1:24.895	31.806	1:56.701	83.04	1.178	13:17:27.889
3 -	1:24.790	31.891	1:56.681	83.05	1.158	13:19:24.570
4 -	1:24.490	31.563	1:56.053 (3)	83.50	0.530	13:21:20.623
5 -	***1:23.932***	31.689	1:55.621 (2)	83.81	0.098	13:23:16.244
6 -	1:24.077	***31.446***	***1:55.523 (1)***	***83.89***		***13:25:11.767***
7 -	1:24.569	31.917	1:56.486	83.19	0.963	13:27:08.253
8 -	1:24.829	32.983	1:57.812	82.26	2.289	13:29:06.065

P20 84 U Bert ELLISON Triumph DAYTONA 675R - Ma n pa prentice

IDEAL LAP TIME : 1:59.101 BEST LAP TIME : 1:59.209 DIFFERENCE : 0.108

LAP	SECTOR 1	SECTOR 2	LAP TIME	MPH	DIFF	TIME OF DAY
1 -		33.055	2:09.603	74.77	10.394	13:15:35.162
2 -	1:26.840	32.976	1:59.816	80.88	0.607	13:17:34.978
3 -	1:26.355	32.990	1:59.345 (3)	81.20	0.136	13:19:34.323
4 -	1:26.508	32.818	1:59.326 (2)	81.21	0.117	13:21:33.649
5 -	***1:26.340***	32.869	***1:59.209 (1)***	***81.29***		***13:23:32.858***
6 -	1:27.471	***32.761***	2:00.232	80.60	1.023	13:25:33.090
7 -	1:28.970	33.276	2:02.246	79.27	3.037	13:27:35.336

Weather / Track : Sunny / Dry

Oulton Park International: 2.6920 miles
Date: 04/04/2025 Start: 13:13 Finish: 13:27

BMCRC-MRO Championships 2025 - Rnd 2 @ Oulton Park Int

BMCRC Thunderbike Ultra & Extreme

RACE 1 - SECTOR ANALYSIS

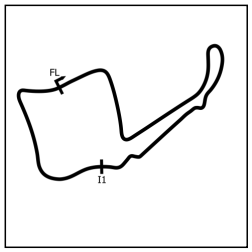

SECTOR 1 = FL to I1, SECTOR 2 = I1 to FL, DIFF = Difference To Personal Best Lap, P = Crossed Finish Line in Pit Lane, D = Time Disallowed

P21 64 E Keith CHAMBERS Suzuki GSXR 750 - Amanda Chambers

IDEAL LAP TIME : 2:03.736 BEST LAP TIME : 2:04.390 DIFFERENCE : 0.654

LAP	SECTOR 1	SECTOR 2	LAP TIME	MPH	DIFF	TIME OF DAY
1 -		***33.928***	2:11.926	73.46	7.536	13:15:37.485
2 -	***1:29.808***	34.582	***2:04.390*** **(1)**	***77.91***		***13:17:41.875***
3 -	1:30.863	34.217	2:05.080 **(2)**	77.48	0.690	13:19:46.955
4 -	1:30.461	34.640	2:05.101 **(3)**	77.46	0.711	13:21:52.056
5 -	1:31.152	34.285	2:05.437	77.26	1.047	13:23:57.493
6 -	1:30.967	34.564	2:05.531	77.20	1.141	13:26:03.024
7 -	1:31.380	35.170	2:06.550	76.58	2.160	13:28:09.574

P22 89 E Daryl SKINNS Suzuki GSXR 750 - Target Site Services & Rapid Electrical

IDEAL LAP TIME : 2:07.100 BEST LAP TIME : 2:07.278 DIFFERENCE : 0.178

LAP	SECTOR 1	SECTOR 2	LAP TIME	MPH	DIFF	TIME OF DAY
1 -		34.409	2:14.170	72.23	6.892	13:15:39.729
2 -	***1:32.721***	34.557	***2:07.278*** **(1)**	***76.14***		***13:17:47.007***
3 -	1:32.918	35.854	2:08.772	75.25	1.494	13:19:55.779
4 -	1:33.053	34.847	2:07.900 **(2)**	75.77	0.622	13:22:03.679
5 -	1:33.860	***34.379***	2:08.239 **(3)**	75.57	0.961	13:24:11.918
6 -	1:33.142	38.895	2:12.037	73.39	4.759	13:26:23.955
7 -	1:33.446	36.869	2:10.315	74.36	3.037	13:28:34.270

P23 69 E Tony RUSSO Suzuki GSXR 750 - Wymark Lubricants

IDEAL LAP TIME : 1:48.100 BEST LAP TIME : 1:48.418 DIFFERENCE : 0.318

LAP	SECTOR 1	SECTOR 2	LAP TIME	MPH	DIFF	TIME OF DAY
1 -		29.986	1:56.135	83.44	7.717	13:15:21.694
2 -	1:19.534	30.866	1:50.400	87.78	1.982	13:17:12.094
3 -	1:19.291	29.851	1:49.142	88.79	0.724	13:19:01.236
4 -	***1:18.523***	30.240	1:48.763 **(3)**	89.10	0.345	13:20:49.999
5 -	1:18.841	***29.577***	***1:48.418*** **(1)**	***89.38***		***13:22:38.417***
6 -	1:18.793	29.676	1:48.469 **(2)**	89.34	0.051	13:24:26.886

P24 33 E Mark BISWELL Yamaha YZF-R6 - Bizzle Bikesport

IDEAL LAP TIME : 1:51.356 BEST LAP TIME : 1:51.805 DIFFERENCE : 0.449

LAP	SECTOR 1	SECTOR 2	LAP TIME	MPH	DIFF	TIME OF DAY
1 -		***30.343***	1:57.406	82.54	5.601	13:15:22.965
2 -	1:22.596	30.995	1:53.591	85.31	1.786	13:17:16.556
3 -	***1:21.013***	30.792	***1:51.805*** **(1)**	***86.68***		***13:19:08.361***
4 -	1:21.829	30.819	1:52.648 **(2)**	86.03	0.843	13:21:01.009
5 -	1:22.060	30.864	1:52.924 **(3)**	85.82	1.119	13:22:53.933
6 -	1:22.883	IN PIT	2:02.337 **P**	79.21	10.532	13:24:56.270

P25 144 E Scott LEMON Yamaha R1 -

IDEAL LAP TIME : 1:54.089 BEST LAP TIME : 1:54.089 DIFFERENCE : 0.000

LAP	SECTOR 1	SECTOR 2	LAP TIME	MPH	DIFF	TIME OF DAY
1 -		32.295	2:04.266	77.98	10.177	13:15:29.825
2 -	1:24.030	31.772	1:55.802	83.68	1.713	13:17:25.627
3 -	1:24.135	31.771	1:55.906	83.61	1.817	13:19:21.533
4 -	1:23.286	31.720	1:55.006 **(2)**	84.26	0.917	13:21:16.539
5 -	***1:22.721***	***31.368***	***1:54.089*** **(1)**	***84.94***		***13:23:10.628***
6 -	1:23.865	31.533	1:55.398 **(3)**	83.98	1.309	13:25:06.026

Weather / Track : Sunny / Dry

Oulton Park International: 2.6920 miles
Date: 04/04/2025 Start: 13:13 Finish: 13:27

BMCRC-MRO Championships 2025 - Rnd 2 @ Oulton Park Int

BMCRC Thunderbike Ultra & Extreme

RACE 1 - SECTOR ANALYSIS

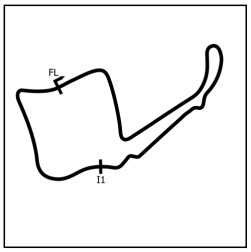

SECTOR 1 = FL to I1, SECTOR 2 = I1 to FL, DIFF = Difference To Personal Best Lap, P = Crossed Finish Line in Pit Lane, D = Time Disallowed

P26 12 E John HOULDEN Aprilia RSV MILLE R -

IDEAL LAP TIME : 1:54.522 BEST LAP TIME : 1:55.108 DIFFERENCE : 0.586

LAP	SECTOR 1	SECTOR 2	LAP TIME	MPH	DIFF	TIME OF DAY
1 -		***31.208***	2:02.829	78.90	7.721	13:15:28.388
2 -	1:24.145	31.702	1:55.847	83.65	0.739	13:17:24.235
3 -	1:23.560	31.896	1:55.456 **(2)**	83.93	0.348	13:19:19.691
4 -	1:24.299	31.802	1:56.101	83.47	0.993	13:21:15.792
5 -	***1:23.314***	31.794	***1:55.108*** **(1)**	***84.19***		***13:23:10.900***
6 -	1:23.990	31.546	1:55.536 **(3)**	83.88	0.428	13:25:06.436

P27 96 U Pete SCOTT Suzuki GSXR1000K5 - South Hill MOT Centre

IDEAL LAP TIME : 1:55.069 BEST LAP TIME : 1:55.181 DIFFERENCE : 0.112

LAP	SECTOR 1	SECTOR 2	LAP TIME	MPH	DIFF	TIME OF DAY
1 -		32.490	2:06.562	76.57	11.381	13:15:32.121
2 -	1:24.518	31.863	1:56.381	83.27	1.200	13:17:28.502
3 -	1:25.242	32.036	1:57.278	82.63	2.097	13:19:25.780
4 -	1:24.404	31.824	1:56.228 **(3)**	83.38	1.047	13:21:22.008
5 -	1:23.937	***31.244***	***1:55.181*** **(1)**	***84.13***		***13:23:17.189***
6 -	1:24.138	31.785	1:55.923 **(2)**	83.60	0.742	13:25:13.112

Weather / Track : Sunny / Dry

Oulton Park International: 2.6920 miles
Date: 04/04/2025 Start: 13:13 Finish: 13:27

BMCRC-MRO Championships 2025 - Rnd 2 @ Oulton Park Int

BMCRC Thunderbike Ultra & Extreme

RACE 1 - BEST SECTORS

	SECTOR 1		SECTOR 2	
POS	NO	TIME	NO	TIME
1	47	1:15.636	47	28.645
2	102	1:16.476	102	28.758
3	53	1:17.357	78	28.992
4	78	1:17.844	53	29.287
5	19	1:18.029	69	29.577
6	85	1:18.185	85	29.603
7	69	1:18.523	19	29.641
8	46	1:18.527	46	29.679
9	81	1:19.202	20	29.795
10	20	1:19.654	81	29.955
11	48	1:20.160	48	30.101
12	63	1:20.575	115	30.129
13	17	1:20.831	17	30.146
14	115	1:20.913	68	30.228
15	68	1:20.940	82	30.230
16	33	1:21.013	33	30.343
17	168	1:21.021	63	30.423
18	82	1:21.465	168	30.680
19	144	1:22.721	12	31.208
20	128	1:22.734	96	31.244
21	12	1:23.314	144	31.368
22	96	1:23.825	145	31.446
23	145	1:23.932	129	31.496
24	129	1:24.005	128	31.637
25	84	1:26.340	84	32.761
26	64	1:29.808	64	33.928
27	89	1:32.721	89	34.379

IDEAL / BEST COMPARISON

PERFECT LAP 1:44.281

POS	NO	NAME	IDEAL	BEST	DIFF
1	47	DANCE	1:44.281	1:44.360	0.079
2	102	FEARN	1:45.234	1:45.482	0.248
3	53	McGLYNN	1:46.644	1:46.681	0.037
4	78	THOMAS	1:46.836	1:47.134	0.298
5	19	DONOVAN	1:47.670	1:47.670	0.000
6	85	WOOD	1:47.788	1:47.788	0.000
7	69	RUSSO	1:48.100	1:48.418	0.318
8	46	GATES	1:48.206	1:48.233	0.027
9	81	CORKETT	1:49.157	1:49.189	0.032
10	20	SWYER	1:49.449	1:49.596	0.147
11	48	WALLIS	1:50.261	1:50.261	0.000
12	17	KILLWORTH	1:50.977	1:51.169	0.192
13	63	WREN	1:50.998	1:51.047	0.049
14	115	KEILTY	1:51.042	1:51.200	0.158
15	68	SMITH	1:51.168	1:51.238	0.070
16	33	BISWELL	1:51.356	1:51.805	0.449
17	82	HINNELLS	1:51.695	1:51.695	0.000
18	168	ASHBY	1:51.701	1:52.294	0.593
19	144	LEMON	1:54.089	1:54.089	0.000
20	128	McCARTER	1:54.371	1:54.371	0.000
21	12	HOULDEN	1:54.522	1:55.108	0.586
22	96	SCOTT	1:55.069	1:55.181	0.112
23	145	LOVETT	1:55.378	1:55.523	0.145
24	129	CRIPPS	1:55.501	1:55.535	0.034
25	84	ELLISON	1:59.101	1:59.209	0.108
26	64	CHAMBERS	2:03.736	2:04.390	0.654
27	89	SKINNS	2:07.100	2:07.278	0.178

Weather / Track : Sunny / Dry

Oulton Park International: 2.6920 miles
Date: 04/04/2025 Start: 13:13 Finish: 13:27

Results can be found at www.tsl-timing.com

Printed - 13:34 Friday, 04 April 2025

BMCRC-MRO Championships 2025 - Rnd 2 @ Oulton Park Int

BMCRC Thunderbike Ultra & Extreme

RACE 1 - STATISTICS

Competitors Started	27
Planned Start	2025-04-04 @ 13:40:00.000
Actual Start	2025-04-04 @ 13:13:25.558
Finish Time	2025-04-04 @ 13:27:34.506
Track Length	2.6920mi.
Total Laps	203
Total Distance Covered	546.4817mi.

Session Fastest Lap History

NO	CL	NAME	LAP TIME	TIME OF DAY	LAP	VEHICLE
47	U	**Daryl DANCE**	**1:44.360**	13:16:58.959	2	Yamaha YZF R1

Session Leader History

NO	CL	NAME	FROM LAP	LAPS LED	DISTANCE	VEHICLE
47	U	**Daryl DANCE**	1	8	21.53 miles	Yamaha YZF R1

Flag History

TYPE	TIME OF DAY
GREEN	13:13:25.558
FINISH	13:27:34.506

Flag Statistics

TYPE	COUNT	TOTAL LAPS	TOTAL TIME
Green	1	8	16:11.474
Red	0	0	0.000
Safety Car	0	0	0.000
FCY	0	0	0.000

Weather / Track : Sunny / Dry

Oulton Park International: 2.6920 miles
Date: 04/04/2025 Start: 13:13 Finish: 13:27

BMCRC-MRO Championships 2025 - Rnd 2 @ Oulton Park Int

BMCRC Thunderbike Ultra & Extreme

RACE 1 - STATISTICS

CLASS : U

14 Starters

Fastest Lap History

NO	NAME	LAP TIME	TIME OF DAY	LAP	VEHICLE
47	**Daryl DANCE**	**1:44.360**	13:16:58.959	2	Yamaha YZF R1

Leader History

NO	NAME	FROM LAP	LAPS LED	DISTANCE	VEHICLE
47	**Daryl DANCE**	1	8	21.53 miles	Yamaha YZF R1

Weather / Track : Sunny / Dry

Oulton Park International: 2.6920 miles
Date: 04/04/2025 Start: 13:13 Finish: 13:27

BMCRC-MRO Championships 2025 - Rnd 2 @ Oulton Park Int

BMCRC Thunderbike Ultra & Extreme

RACE 1 - STATISTICS

CLASS : E

13 Starters

Fastest Lap History

NO	NAME	LAP TIME	TIME OF DAY	LAP	VEHICLE
69	**Tony RUSSO**	**1:50.400**	13:17:12.090	2	Suzuki GSXR 750
69	**Tony RUSSO**	**1:49.142**	13:19:01.231	3	Suzuki GSXR 750
69	**Tony RUSSO**	**1:48.763**	13:20:49.996	4	Suzuki GSXR 750
69	**Tony RUSSO**	**1:48.418**	13:22:38.413	5	Suzuki GSXR 750

Leader History

NO	NAME	FROM LAP	LAPS LED	DISTANCE	VEHICLE
81	**Darren CORKETT**	1	1	2.69 miles	Suzuki GSXR 750
69	**Tony RUSSO**	2	5	13.46 miles	Suzuki GSXR 750
81	**Darren CORKETT**	7	2	5.38 miles	Suzuki GSXR 750

Weather / Track : Sunny / Dry

Oulton Park International: 2.6920 miles
Date: 04/04/2025 Start: 13:13 Finish: 13:27

BMCRC-MRO Championships 2025 - Rnd 2 @ Oulton Park Int

BMCRC Thunderbike Ultra & Extreme

RACE 1 - GRID (10 Laps)

ROW 10					28	888	Paul FAGG	
ROW 9	27	89	Daryl SKINNS	2:07.278	26	64	Keith CHAMBERS	2:04.390
	25	84	Bert ELLISON	1:59.209				
ROW 8	24	129	Derek CRIPPS	1:55.535	23	145	Andy LOVETT	1:55.523
	22	96	Pete SCOTT	1:55.181				
ROW 7	21	12	John HOULDEN	1:55.108	20	128	Liam McCARTER	1:54.371
	19	144	Scott LEMON	1:54.089				
ROW 6	18	168	Ian ASHBY	1:52.294	17	33	Mark BISWELL	1:51.805
	16	82	Matt HINNELLS	1:51.695				
ROW 5	15	68	Lee SMITH	1:51.238	14	115	Tony KEILTY	1:51.200
	13	17	Jordan KILLWORTH	1:51.169				
ROW 4	12	63	Matthew WREN	1:51.047	11	48	Shaun WALLIS	1:50.261
	10	20	Connor SWYER	1:49.596				
ROW 3	9	81	Darren CORKETT	1:49.189	8	69	Tony RUSSO	1:48.418
	7	46	Simon GATES	1:48.233				
ROW 2	6	85	Clinton WOOD	1:47.788	5	19	Tyler DONOVAN	1:47.670
	4	78	Jamie THOMAS	1:47.134				
ROW 1	3	53	Seamus McGLYNN	1:46.681	2	102	James FEARN	1:45.482
	1	47	Daryl DANCE	1:44.360				

Pole

These results are provisional until the conclusion of any judicial and technical matters.

Oulton Park International: 2.6920 miles

Clerk Of Course:	Timekeeper: *Craig Smith*	

Results can be found at www.tsl-timing.com

Printed - 13:36 Friday, 04 April 2025

BMCRC-MRO Championships 2025 - Rnd 2 @ Oulton Park Int

BMCRC Thunderbike Ultra & Extreme

RACE 1 - CLASSIFICATION

Race Distance: 10 Laps / 26.92 miles

POS	NO	CL	PIC	NAME	ENTRY	LAPS	TIME	GAP	DIFF	MPH	BEST	ON	GRD	↑↓
1	47	U	1	Daryl DANCE	Yamaha YZF R1 - 2 brothers scaffolding	10	17:40.125			91.41	1:44.466	2	1	0
2	102	U	2	James FEARN	- Greenplant satellite team	10	17:44.443	4.318	4.318	91.04	1:45.026	4	2	0
3	19	U	3	Tyler DONOVAN	Kawasaki ZX10R - Tinder Corp	10	17:55.190	15.065	10.747	90.13	1:45.921	10	5	2
4	78	U	4	Jamie THOMAS	Suzuki GSXR 1000 - Team RubyRacing	10	17:57.215	17.090	2.025	89.96	1:46.137	6	4	0
5	85	U	5	Clinton WOOD	Suzuki GSXR1000 - Clinton Wood	10	18:16.974	36.849	19.759	88.34	1:48.641	5	6	1
6	53	U	6	Seamus McGLYNN	- S and d build and design Ltd	10	18:17.073	36.948	0.099	88.33	1:46.539	2	3	-3
7	46	U	7	Simon GATES	Yamaha YZF R1 - T.A Roden LTD / Canine Plus Hydro	10	18:17.519	37.394	0.446	88.30	1:47.889	10	7	0
8	20	U	8	Connor SWYER	Suzuki GSXR 1000 K6 - WSC Performace & lleithyr farm & d	10	18:35.900	55.775	18.381	86.84	1:49.292	9	10	2
9	69	E	1	Tony RUSSO	Suzuki GSXR 750 - Wymark Lubricants	10	18:36.364	56.239	0.464	86.81	1:49.124	9	8	-1
10	33	E	2	Mark BISWELL	Yamaha YZF-R6 - Bizzle Bikesport	10	18:36.475	56.350	0.111	86.80	1:49.063	10	17	7
11	17	U	9	Jordan KILLWORTH	Yamaha R1 4C8 - Greenplant/BK/Rabbit	10	18:37.853	57.728	1.378	86.69	1:49.671	6	13	2
12	81	E	3	Darren CORKETT	Suzuki GSXR 750 - Jackson & Phillips	10	18:38.239	58.114	0.386	86.66	1:49.657	9	9	-3
13	63	U	10	Matthew WREN	Suzuki GSXR - TBR performance	10	18:40.735	1:00.610	2.496	86.47	1:50.312	5	12	-1
14	115	U	11	Tony KEILTY	Suzuki GSXR 1000 - Eat Your Heart Out	10	18:43.984	1:03.859	3.249	86.22	1:50.670	3	14	0
15	82	E	4	Matt HINNELLS	Honda CBR 954RR FIREBLADE - FH82Racing	10	18:44.008	1:03.883	0.024	86.22	1:50.876	8	16	1
16	48	E	5	Shaun WALLIS	Yamaha R6 - MBC Despatch Racing	10	18:44.639	1:04.514	0.631	86.17	1:50.358	8	11	-5
17	168	E	6	Ian ASHBY	Triumph 955I - Clive Wood Triumph	10	18:46.154	1:06.029	1.515	86.05	1:49.739	8	18	1
18	68	E	7	Lee SMITH	Yamaha R1 - LDS Joinery	10	18:54.233	1:14.108	8.079	85.44	1:50.756	5	15	-3
19	145	U	12	Andy LOVETT	Kawasaki ZXR 750 - awl engineering	10	19:13.592	1:33.467	19.359	84.00	1:53.500	10	23	4
20	12	E	8	John HOULDEN	Aprilia RSV MILLE R -	10	19:17.613	1:37.488	4.021	83.71	1:52.541	9	21	1
21	129	E	9	Derek CRIPPS	Yamaha R1 - Team FBR	10	19:24.746	1:44.621	7.133	83.20	1:54.227	2	24	3
22	64	E	10	Keith CHAMBERS	Suzuki GSXR 750 - Amanda Chambers	9	18:47.606	1 Lap	1 Lap	77.35	2:03.715	4	26	4

NOT CLASSIFIED

DNF	888	U		Paul FAGG	Yamaha R1 4C8 - Contact me for sponsorship	7	15:51.028	3 Laps	2 Laps	71.33	2:11.388	2	28	
DNF	89	E		Daryl SKINNS	Suzuki GSXR 750 - Target Site Services & Rapid Electrical	4	9:06.575	6 Laps	3 Laps	70.92	2:14.255	4	27	
DNF	144	E		Scott LEMON	Yamaha R1 -	2	4:06.640	8 Laps	2 Laps	78.58	1:58.899	2	19	

FASTEST LAP

47	U	Daryl DANCE	Yamaha YZF R1 - 2 brothers scaffolding	2	1:44.466	92.76 mph	149.29 kph
33	E	Mark BISWELL	Yamaha YZF-R6 - Bizzle Bikesport	10	1:49.063	88.85 mph	143.00 kph

Class U - 92.5% of Race Speed = 84.55 mph
Class E - 92.5% of Race Speed = 80.29 mph

Weather / Track : /
These results are provisional until the conclusion of any judicial and technical matters.

Date: 05/04/2025 Start: 09:40 Finish: 09:58
Oulton Park International: 2.6920 miles

Clerk Of Course:	Timekeeper: Craig Smith	

Results can be found at www.tsl-timing.com

Printed - 10:01 Saturday, 05 April 2025

BMCRC-MRO Championships 2025 - Rnd 2 @ Oulton Park Int

BMCRC Thunderbike Ultra & Extreme

RACE 1 - LAP CHART

LAP 1 @ 09:42:39.751

NO	BEHIND	LAP TIME
47		1:48.523
102	1.944	1:50.467
19	3.758	1:52.281
53	3.995	1:52.518
78	4.291	1:52.814
85	5.944	1:54.467
46	6.233	1:54.756
17	8.737	1:57.260
63	8.987	1:57.510
20	9.127	1:57.650
69	9.843	1:58.366
81	10.141	1:58.664
82	10.876	1:59.399
115	11.178	1:59.701
48	12.366	2:00.889
168	12.662	2:01.185
33	12.946	2:01.469
68	13.343	2:01.866
145	14.921	2:03.444
129	15.888	2:04.411
12	18.396	2:06.919
144	19.218	2:07.741
64	23.702	2:12.225
888	28.654	2:17.177
89	32.636	2:21.159

LAP 2 @ 09:44:24.217

NO	BEHIND	LAP TIME
47		1:44.466
102	3.149	1:45.671
19	5.860	1:46.568
53	6.068	1:46.539
78	6.301	1:46.476
85	11.179	1:49.701
46	11.646	1:49.879
63	16.464	1:51.943
17	16.547	1:52.276
69	16.947	1:51.570
20	17.133	1:52.472
81	17.834	1:52.159
82	18.294	1:51.884
115	18.733	1:52.021
48	19.518	1:51.618
168	20.083	1:51.887
33	20.232	1:51.752
68	21.461	1:52.584
145	24.674	1:54.219
129	25.649	1:54.227
12	30.056	1:56.126
144	33.651	1:58.899
64	43.564	2:04.328
888	55.576	2:11.388
89	1:03.451	2:15.281

LAP 3 @ 09:46:09.867

NO	BEHIND	LAP TIME
47		1:45.650
102	3.119	1:45.620
19	6.847	1:46.637
53	7.678	1:47.260
78	7.902	1:47.251
85	14.901	1:49.372
46	15.089	1:49.093
63	21.786	1:50.972
20	22.026	1:50.543
17	22.436	1:51.539
69	22.593	1:51.296
81	23.154	1:50.970
115	23.753	1:50.670
82	24.409	1:51.765
48	25.733	1:51.865
168	26.114	1:51.681
33	26.247	1:51.665
68	28.155	1:52.344
145	32.945	1:53.921
129	35.057	1:55.058
12	39.778	1:55.372
64	1:02.663	2:04.749
888	1:23.592	2:13.666
89	1:33.681	2:15.880

LAP 4 @ 09:47:55.685

NO	BEHIND	LAP TIME
47		1:45.818
102	2.327	1:45.026
19	7.964	1:46.935
78	9.077	1:46.993
53	10.009	1:48.149
85	18.938	1:49.855
46	19.110	1:49.839
63	26.906	1:50.938
20	27.077	1:50.869
69	27.704	1:50.929
81	28.093	1:50.757
115	29.483	1:51.548
17	29.763	1:53.145
82	30.436	1:51.845
48	30.843	1:50.928
168	31.975	1:51.679
33	32.060	1:51.631
68	33.803	1:51.466
145	41.906	1:54.779
129	44.483	1:55.244
12	48.448	1:54.488
64	1:20.560	2:03.715

LAP 5 @ 09:49:41.743

NO	BEHIND	LAP TIME
47		1:46.058
102	1.857	1:45.588
19	9.318	1:47.412
78	9.587	1:46.568
888	1 Lap	2:18.852
53	13.567	1:49.616
89	1 Lap	2:14.255
85	21.521	1:48.641
46	21.825	1:48.773
63	31.160	1:50.312
20	31.388	1:50.369
69	31.746	1:50.100
81	32.136	1:50.101
17	34.704	1:50.999
115	35.042	1:51.617
33	35.414	1:49.412
82	35.686	1:51.308
48	36.531	1:51.746
168	37.519	1:51.602
68	38.501	1:50.756
145	49.757	1:53.909
129	54.219	1:55.794
12	57.565	1:55.175
64	1:38.746	2:04.244

LAP 6 @ 09:51:27.541

NO	BEHIND	LAP TIME
47		1:45.798
102	1.435	1:45.376
78	9.926	1:46.137
19	10.035	1:46.515
53	18.908	1:51.139
85	25.370	1:49.647
46	27.097	1:51.070
63	38.184	1:52.822
69	38.469	1:52.521
17	38.577	1:49.671
888	1 Lap	2:13.932
20	38.713	1:53.123
81	38.904	1:52.566
33	39.297	1:49.681
115	41.875	1:52.631
82	42.160	1:52.272
48	42.425	1:51.692
168	43.269	1:51.548
68	44.202	1:51.499
145	58.725	1:54.766
129	1:04.015	1:55.594
12	1:05.723	1:53.956

LAP 7 @ 09:53:12.748

NO	BEHIND	LAP TIME
47		1:45.207
102	2.285	1:46.057
78	11.309	1:46.590
19	11.656	1:46.828
64	1 Lap	2:04.541
53	23.767	1:50.066
85	28.932	1:48.769
46	30.776	1:48.886
63	43.880	1:50.903
17	44.034	1:50.664
20	44.245	1:50.739
69	44.868	1:51.606
81	45.256	1:51.559
33	45.463	1:51.373
115	47.723	1:51.055
82	48.298	1:51.345
48	49.414	1:52.196
168	50.698	1:52.636
68	51.131	1:52.136
888	1 Lap	2:13.842
145	1:08.146	1:54.628
129	1:14.168	1:55.360
12	1:14.423	1:53.907

LAP 8 @ 09:54:57.997

NO	BEHIND	LAP TIME
47		1:45.249
102	3.757	1:46.721
78	13.978	1:47.918
19	14.231	1:47.824
53	28.785	1:50.267
64	1 Lap	2:04.358
85	32.756	1:49.073
46	34.300	1:48.773
20	48.673	1:49.677
17	49.244	1:50.459
69	50.821	1:51.202
33	50.949	1:50.735
81	51.104	1:51.097
63	51.517	1:52.886
115	53.629	1:51.155
82	53.925	1:50.876
48	54.523	1:50.358
168	55.188	1:49.739
68	58.315	1:52.433
145	1:17.198	1:54.301
129	1:25.091	1:56.172
12	1:25.265	1:56.091
888	1 Lap	2:22.171 P

LAP 9 @ 09:56:43.985

NO	BEHIND	LAP TIME
47		1:45.988
102	4.712	1:46.943
78	16.353	1:48.363
19	16.512	1:48.269
53	32.823	1:50.026
85	35.435	1:48.667
46	36.873	1:48.561
64	1 Lap	2:04.329
20	51.977	1:49.292
69	53.957	1:49.124
17	54.479	1:51.223
33	54.655	1:49.694
81	54.773	1:49.657
63	56.141	1:50.612
115	59.072	1:51.431
82	59.463	1:51.526
168	59.692	1:50.492
48	59.885	1:51.350
68	1:07.116	1:54.789
145	1:27.335	1:56.125
12	1:31.818	1:52.541
129	1:34.907	1:55.804

LAP 10 @ 09:58:31.353

NO	BEHIND	LAP TIME
47		1:47.368
102	4.318	1:46.974
19	15.065	1:45.921
78	17.090	1:48.105
85	36.849	1:48.782
53	36.948	1:51.493
46	37.394	1:47.889
20	55.775	1:51.166
69	56.239	1:49.650
33	56.350	1:49.063
17	57.728	1:50.617
81	58.114	1:50.709
63	1:00.610	1:51.837
115	1:03.859	1:52.155
82	1:03.883	1:51.788
48	1:04.514	1:51.997
168	1:06.029	1:53.705
64	1 Lap	2:05.117
68	1:14.108	1:54.360
145	1:33.467	1:53.500
12	1:37.488	1:53.038
129	1:44.621	1:57.082

Weather / Track : /

Oulton Park International: 2.6920 miles
Date: 05/04/2025 Start: 09:40 Finish: 09:58

BMCRC-MRO Championships 2025 - Rnd 2 @ Oulton Park Int

BMCRC Thunderbike Ultra & Extreme

RACE 1 - POSITION CHART

No	Name	Lap / Pos	1	2	3	4	5	6	7	8	9	10
47	DANCE	1	47	47	47	47	47	47	47	47	47	47
102	FEARN	2	102	102	102	102	102	102	102	102	102	102
53	McGLYNN	3	19	19	19	19	19	78	78	78	78	19
78	THOMAS	4	53	53	53	78	78	19	19	19	19	78
19	DONOVAN	5	78	78	78	53	53	53	53	53	53	85
85	WOOD	6	85	85	85	85	85	85	85	85	85	53
46	GATES	7	46	46	46	46	46	46	46	46	46	46
69	RUSSO	8	17	63	63	63	63	63	63	20	20	20
81	CORKETT	9	63	17	20	20	20	69	17	17	69	69
20	SWYER	10	20	69	17	69	69	17	20	69	17	33
48	WALLIS	11	69	20	69	81	81	20	69	33	33	17
63	WREN	12	81	81	81	115	17	81	81	81	81	81
17	KILLWORTH	13	82	82	115	17	115	33	33	63	63	63
115	KEILTY	14	115	115	82	82	33	115	115	115	115	115
68	SMITH	15	48	48	48	48	82	82	82	82	82	82
82	HINNELLS	16	168	168	168	168	48	48	48	48	168	48
33	BISWELL	17	33	33	33	33	168	168	168	168	48	168
168	ASHBY	18	68	68	68	68	68	68	68	68	68	68
144	LEMON	19	145	145	145	145	145	145	145	145	145	145
12	HOULDEN	20	129	129	129	129	129	129	129	129	12	12
145	LOVETT	21	12	12	12	12	12	12	12	12	129	129
129	CRIPPS	22	144	144	64	64	64	64	64	64	64	
64	CHAMBERS	23	64	64	888	888	888	888	*888*			
89	SKINNS	24	888	888	89	89						
888	FAGG	25	89	89								

Weather / Track : /

Oulton Park International: 2.6920 miles
Date: 05/04/2025 Start: 09:40 Finish: 09:58

Results can be found at www.tsl-timing.com

Printed - 10:01 Saturday, 05 April 2025

BMCRC-MRO Championships 2025 - Rnd 2 @ Oulton Park Int

BMCRC Thunderbike Ultra & Extreme

RACE 1 - SECTOR ANALYSIS

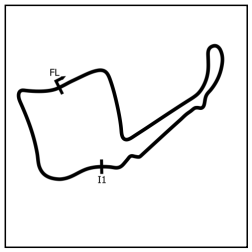

SECTOR 1 = FL to I1, SECTOR 2 = I1 to FL, DIFF = Difference To Personal Best Lap, P = Crossed Finish Line in Pit Lane, D = Time Disallowed

P1 47 U Daryl DANCE Yamaha YZF R1 - 2 brothers scaffolding

IDEAL LAP TIME : 1:44.466 BEST LAP TIME : 1:44.466 DIFFERENCE : 0.000

LAP	SECTOR 1	SECTOR 2	LAP TIME	MPH	DIFF	TIME OF DAY
1 -		28.750	1:48.523	89.30	4.057	09:42:39.751
2 -	***1:15.985***	***28.481***	***1:44.466 (1)***	***92.76***		***09:44:24.217***
3 -	1:16.858	28.792	1:45.650	91.73	1.184	09:46:09.867
4 -	1:16.861	28.957	1:45.818	91.58	1.352	09:47:55.685
5 -	1:17.210	28.848	1:46.058	91.37	1.592	09:49:41.743
6 -	1:17.030	28.768	1:45.798	91.60	1.332	09:51:27.541
7 -	1:16.668	28.539	1:45.207 (2)	92.11	0.741	09:53:12.748
8 -	1:16.450	28.799	1:45.249 (3)	92.07	0.783	09:54:57.997
9 -	1:16.816	29.172	1:45.988	91.43	1.522	09:56:43.985
10 -	1:17.883	29.485	1:47.368	90.26	2.902	09:58:31.353

P2 102 U James FEARN - Greenplant satellite team

IDEAL LAP TIME : 1:44.926 BEST LAP TIME : 1:45.026 DIFFERENCE : 0.100

LAP	SECTOR 1	SECTOR 2	LAP TIME	MPH	DIFF	TIME OF DAY
1 -		28.846	1:50.467	87.72	5.441	09:42:41.695
2 -	1:16.886	28.785	1:45.671	91.71	0.645	09:44:27.366
3 -	1:16.869	28.751	1:45.620	91.75	0.594	09:46:12.986
4 -	***1:16.330***	28.696	***1:45.026 (1)***	***92.27***		***09:47:58.012***
5 -	1:16.975	28.613	1:45.588 (3)	91.78	0.562	09:49:43.600
6 -	1:16.706	28.670	1:45.376 (2)	91.96	0.350	09:51:28.976
7 -	1:17.461	***28.596***	1:46.057	91.37	1.031	09:53:15.033
8 -	1:17.330	29.391	1:46.721	90.80	1.695	09:55:01.754
9 -	1:17.779	29.164	1:46.943	90.62	1.917	09:56:48.697
10 -	1:17.254	29.720	1:46.974	90.59	1.948	09:58:35.671

P3 19 U Tyler DONOVAN Kawasaki ZX10R - Tinder Corp

IDEAL LAP TIME : 1:45.921 BEST LAP TIME : 1:45.921 DIFFERENCE : 0.000

LAP	SECTOR 1	SECTOR 2	LAP TIME	MPH	DIFF	TIME OF DAY
1 -		29.390	1:52.281	86.31	6.360	09:42:43.509
2 -	1:17.286	29.282	1:46.568 (3)	90.94	0.647	09:44:30.077
3 -	1:17.358	29.279	1:46.637	90.88	0.716	09:46:16.714
4 -	1:17.556	29.379	1:46.935	90.62	1.014	09:48:03.649
5 -	1:17.587	29.825	1:47.412	90.22	1.491	09:49:51.061
6 -	1:17.176	29.339	1:46.515 (2)	90.98	0.594	09:51:37.576
7 -	1:17.609	29.219	1:46.828	90.71	0.907	09:53:24.404
8 -	1:18.326	29.498	1:47.824	89.88	1.903	09:55:12.228
9 -	1:18.850	29.419	1:48.269	89.51	2.348	09:57:00.497
10 -	***1:17.013***	***28.908***	***1:45.921 (1)***	***91.49***		***09:58:46.418***

P4 78 U Jamie THOMAS Suzuki GSXR 1000 - Team RubyRacing

IDEAL LAP TIME : 1:45.929 BEST LAP TIME : 1:46.137 DIFFERENCE : 0.208

LAP	SECTOR 1	SECTOR 2	LAP TIME	MPH	DIFF	TIME OF DAY
1 -		29.188	1:52.814	85.90	6.677	09:42:44.042
2 -	1:17.595	***28.881***	1:46.476 (2)	91.01	0.339	09:44:30.518
3 -	1:17.825	29.426	1:47.251	90.36	1.114	09:46:17.769
4 -	1:18.055	28.938	1:46.993	90.57	0.856	09:48:04.762
5 -	***1:17.048***	29.520	1:46.568 (3)	90.94	0.431	09:49:51.330
6 -	1:17.183	28.954	***1:46.137 (1)***	***91.30***		***09:51:37.467***
7 -	1:17.302	29.288	1:46.590	90.92	0.453	09:53:24.057
8 -	1:18.353	29.565	1:47.918	89.80	1.781	09:55:11.975
9 -	1:18.929	29.434	1:48.363	89.43	2.226	09:57:00.338
10 -	1:18.675	29.430	1:48.105	89.64	1.968	09:58:48.443

Weather / Track : /

Oulton Park International: 2.6920 miles
Date: 05/04/2025 Start: 09:40 Finish: 09:58

BMCRC-MRO Championships 2025 - Rnd 2 @ Oulton Park Int

BMCRC Thunderbike Ultra & Extreme

RACE 1 - SECTOR ANALYSIS

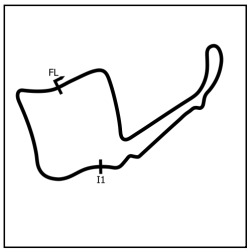

SECTOR 1 = FL to I1, SECTOR 2 = I1 to FL, DIFF = Difference To Personal Best Lap, P = Crossed Finish Line in Pit Lane, D = Time Disallowed

P5 85 U Clinton WOOD

Suzuki GSXR1000 - Clinton Wood

IDEAL LAP TIME : 1:48.294 BEST LAP TIME : 1:48.641 DIFFERENCE : 0.347

LAP	SECTOR 1	SECTOR 2	LAP TIME	MPH	DIFF	TIME OF DAY
1 -		29.830	1:54.467	84.66	5.826	09:42:45.695
2 -	1:19.608	30.093	1:49.701	88.34	1.060	09:44:35.396
3 -	1:19.235	30.137	1:49.372	88.60	0.731	09:46:24.768
4 -	1:19.407	30.448	1:49.855	88.21	1.214	09:48:14.623
5 -	***1:18.646***	29.995	***1:48.641 (1)***	***89.20***		***09:50:03.264***
6 -	1:19.847	29.800	1:49.647	88.38	1.006	09:51:52.911
7 -	1:19.121	***29.648***	1:48.769 **(3)**	89.09	0.128	09:53:41.680
8 -	1:19.132	29.941	1:49.073	88.85	0.432	09:55:30.753
9 -	1:18.872	29.795	1:48.667 **(2)**	89.18	0.026	09:57:19.420
10 -	1:18.957	29.825	1:48.782	89.08	0.141	09:59:08.202

P6 53 U Seamus McGLYNN

- S and d build and design Ltd

IDEAL LAP TIME : 1:46.539 BEST LAP TIME : 1:46.539 DIFFERENCE : 0.000

LAP	SECTOR 1	SECTOR 2	LAP TIME	MPH	DIFF	TIME OF DAY
1 -		29.085	1:52.518	86.13	5.979	09:42:43.746
2 -	***1:17.579***	***28.960***	***1:46.539 (1)***	***90.96***		***09:44:30.285***
3 -	1:17.841	29.419	1:47.260 **(2)**	90.35	0.721	09:46:17.545
4 -	1:18.795	29.354	1:48.149 **(3)**	89.61	1.610	09:48:05.694
5 -	1:19.453	30.163	1:49.616	88.41	3.077	09:49:55.310
6 -	1:21.069	30.070	1:51.139	87.19	4.600	09:51:46.449
7 -	1:19.894	30.172	1:50.066	88.04	3.527	09:53:36.515
8 -	1:19.967	30.300	1:50.267	87.88	3.728	09:55:26.782
9 -	1:19.962	30.064	1:50.026	88.08	3.487	09:57:16.808
10 -	1:20.983	30.510	1:51.493	86.92	4.954	09:59:08.301

P7 46 U Simon GATES

Yamaha YZF R1 - T.A Roden LTD / Canine Plus Hydro

IDEAL LAP TIME : 1:47.723 BEST LAP TIME : 1:47.889 DIFFERENCE : 0.166

LAP	SECTOR 1	SECTOR 2	LAP TIME	MPH	DIFF	TIME OF DAY
1 -		29.842	1:54.756	84.45	6.867	09:42:45.984
2 -	1:19.909	29.970	1:49.879	88.19	1.990	09:44:35.863
3 -	1:19.167	29.926	1:49.093	88.83	1.204	09:46:24.956
4 -	1:19.712	30.127	1:49.839	88.23	1.950	09:48:14.795
5 -	1:19.061	29.712	1:48.773 **(3)**	89.09	0.884	09:50:03.568
6 -	1:21.471	29.599	1:51.070	87.25	3.181	09:51:54.638
7 -	1:18.955	29.931	1:48.886	89.00	0.997	09:53:43.524
8 -	1:19.069	29.704	1:48.773 **(3)**	89.09	0.884	09:55:32.297
9 -	1:19.203	***29.358***	1:48.561 **(2)**	89.27	0.672	09:57:20.858
10 -	***1:18.365***	29.524	***1:47.889 (1)***	***89.82***		***09:59:08.747***

P8 20 U Connor SWYER

Suzuki GSXR 1000 K6 - WSC Performace & lleithyr farm & dad

IDEAL LAP TIME : 1:48.892 BEST LAP TIME : 1:49.292 DIFFERENCE : 0.400

LAP	SECTOR 1	SECTOR 2	LAP TIME	MPH	DIFF	TIME OF DAY
1 -		29.698	1:57.650	82.37	8.358	09:42:48.878
2 -	1:22.432	30.040	1:52.472	86.16	3.180	09:44:41.350
3 -	1:20.516	30.027	1:50.543	87.66	1.251	09:46:31.893
4 -	1:20.773	30.096	1:50.869	87.41	1.577	09:48:22.762
5 -	1:20.658	29.711	1:50.369 **(3)**	87.80	1.077	09:50:13.131
6 -	1:22.329	30.794	1:53.123	85.67	3.831	09:52:06.254
7 -	1:20.944	29.795	1:50.739	87.51	1.447	09:53:56.993
8 -	1:20.200	***29.477***	1:49.677 **(2)**	88.36	0.385	09:55:46.670
9 -	***1:19.415***	29.877	***1:49.292 (1)***	***88.67***		***09:57:35.962***
10 -	1:21.049	30.117	1:51.166	87.17	1.874	09:59:27.128

BMCRC-MRO Championships 2025 - Rnd 2 @ Oulton Park Int

BMCRC Thunderbike Ultra & Extreme

RACE 1 - SECTOR ANALYSIS

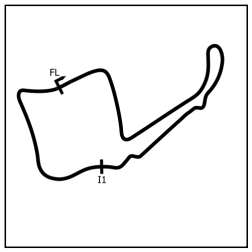

SECTOR 1 = FL to I1, SECTOR 2 = I1 to FL, DIFF = Difference To Personal Best Lap, P = Crossed Finish Line in Pit Lane, D = Time Disallowed

P9 69 E Tony RUSSO Suzuki GSXR 750 - Wymark Lubricants

IDEAL LAP TIME : 1:49.124 BEST LAP TIME : 1:49.124 DIFFERENCE : 0.000

LAP	SECTOR 1	SECTOR 2	LAP TIME	MPH	DIFF	TIME OF DAY
1 -		29.991	1:58.366	81.87	9.242	09:42:49.594
2 -	1:21.548	30.022	1:51.570	86.86	2.446	09:44:41.164
3 -	1:21.352	29.944	1:51.296	87.07	2.172	09:46:32.460
4 -	1:20.574	30.355	1:50.929	87.36	1.805	09:48:23.389
5 -	1:20.310	29.790	1:50.100 **(3)**	88.02	0.976	09:50:13.489
6 -	1:22.023	30.498	1:52.521	86.12	3.397	09:52:06.010
7 -	1:21.465	30.141	1:51.606	86.83	2.482	09:53:57.616
8 -	1:20.841	30.361	1:51.202	87.15	2.078	09:55:48.818
9 -	***1:19.350***	***29.774***	***1:49.124*** **(1)**	***88.81***		***09:57:37.942***
10 -	1:19.605	30.045	1:49.650 **(2)**	88.38	0.526	09:59:27.592

P10 33 E Mark BISWELL Yamaha YZF-R6 - Bizzle Bikesport

IDEAL LAP TIME : 1:49.016 BEST LAP TIME : 1:49.063 DIFFERENCE : 0.047

LAP	SECTOR 1	SECTOR 2	LAP TIME	MPH	DIFF	TIME OF DAY
1 -		30.940	2:01.469	79.78	12.406	09:42:52.697
2 -	1:21.320	30.432	1:51.752	86.72	2.689	09:44:44.449
3 -	1:21.096	30.569	1:51.665	86.78	2.602	09:46:36.114
4 -	1:21.323	30.308	1:51.631	86.81	2.568	09:48:27.745
5 -	1:19.706	29.706	1:49.412 **(2)**	88.57	0.349	09:50:17.157
6 -	1:20.006	***29.675***	1:49.681 **(3)**	88.35	0.618	09:52:06.838
7 -	1:21.089	30.284	1:51.373	87.01	2.310	09:53:58.211
8 -	1:20.945	29.790	1:50.735	87.51	1.672	09:55:48.946
9 -	1:19.780	29.914	1:49.694	88.34	0.631	09:57:38.640
10 -	***1:19.341***	29.722	***1:49.063*** **(1)**	***88.85***		***09:59:27.703***

P11 17 U Jordan KILLWORTH Yamaha R1 4C8 - Greenplant/BK/Rabbit

IDEAL LAP TIME : 1:49.042 BEST LAP TIME : 1:49.671 DIFFERENCE : 0.629

LAP	SECTOR 1	SECTOR 2	LAP TIME	MPH	DIFF	TIME OF DAY
1 -		30.173	1:57.260	82.64	7.589	09:42:48.488
2 -	1:21.743	30.533	1:52.276	86.31	2.605	09:44:40.764
3 -	1:21.513	30.026	1:51.539	86.88	1.868	09:46:32.303
4 -	1:23.090	30.055	1:53.145	85.65	3.474	09:48:25.448
5 -	1:21.114	29.885	1:50.999	87.30	1.328	09:50:16.447
6 -	***1:19.409***	30.262	***1:49.671*** **(1)**	***88.36***		***09:52:06.118***
7 -	1:20.569	30.095	1:50.664	87.57	0.993	09:53:56.782
8 -	1:20.826	***29.633***	1:50.459 **(2)**	87.73	0.788	09:55:47.241
9 -	1:21.259	29.964	1:51.223	87.13	1.552	09:57:38.464
10 -	1:20.490	30.127	1:50.617 **(3)**	87.61	0.946	09:59:29.081

P12 81 E Darren CORKETT Suzuki GSXR 750 - Jackson & Phillips

IDEAL LAP TIME : 1:49.591 BEST LAP TIME : 1:49.657 DIFFERENCE : 0.066

LAP	SECTOR 1	SECTOR 2	LAP TIME	MPH	DIFF	TIME OF DAY
1 -		30.022	1:58.664	81.66	9.007	09:42:49.892
2 -	1:21.765	30.394	1:52.159	86.40	2.502	09:44:42.051
3 -	1:20.899	30.071	1:50.970	87.33	1.313	09:46:33.021
4 -	1:20.668	30.089	1:50.757	87.50	1.100	09:48:23.778
5 -	1:20.332	29.769	1:50.101 **(2)**	88.02	0.444	09:50:13.879
6 -	1:21.958	30.608	1:52.566	86.09	2.909	09:52:06.445
7 -	1:21.293	30.266	1:51.559	86.87	1.902	09:53:58.004
8 -	1:20.717	30.380	1:51.097	87.23	1.440	09:55:49.101
9 -	***1:19.893***	29.764	***1:49.657*** **(1)**	***88.37***		***09:57:38.758***
10 -	1:21.011	***29.698***	1:50.709 **(3)**	87.53	1.052	09:59:29.467

Weather / Track : /

Oulton Park International: 2.6920 miles
Date: 05/04/2025 Start: 09:40 Finish: 09:58

BMCRC-MRO Championships 2025 - Rnd 2 @ Oulton Park Int

BMCRC Thunderbike Ultra & Extreme

RACE 1 - SECTOR ANALYSIS

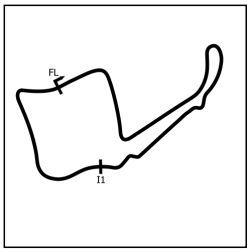

SECTOR 1 = FL to I1, SECTOR 2 = I1 to FL, DIFF = Difference To Personal Best Lap, P = Crossed Finish Line in Pit Lane, D = Time Disallowed

P13 63 U Matthew WREN Suzuki GSXR - TBR performance

IDEAL LAP TIME : 1:50.073 BEST LAP TIME : 1:50.312 DIFFERENCE : 0.239

LAP	SECTOR 1	SECTOR 2	LAP TIME	MPH	DIFF	TIME OF DAY
1 -		29.929	1:57.510	82.47	7.198	09:42:48.738
2 -	1:21.620	30.323	1:51.943	86.57	1.631	09:44:40.681
3 -	1:20.815	30.157	1:50.972	87.33	0.660	09:46:31.653
4 -	1:20.655	30.283	1:50.938	87.35	0.626	09:48:22.591
5 -	***1:20.315***	29.997	***1:50.312 (1)***	***87.85***		***09:50:12.903***
6 -	1:21.985	30.837	1:52.822	85.89	2.510	09:52:05.725
7 -	1:21.145	***29.758***	1:50.903 **(3)**	87.38	0.591	09:53:56.628
8 -	1:22.885	30.001	1:52.886	85.85	2.574	09:55:49.514
9 -	1:20.522	30.090	1:50.612 **(2)**	87.61	0.300	09:57:40.126
10 -	1:21.492	30.345	1:51.837	86.65	1.525	09:59:31.963

P14 115 U Tony KEILTY Suzuki GSXR 1000 - Eat Your Heart Out

IDEAL LAP TIME : 1:50.628 BEST LAP TIME : 1:50.670 DIFFERENCE : 0.042

LAP	SECTOR 1	SECTOR 2	LAP TIME	MPH	DIFF	TIME OF DAY
1 -		30.187	1:59.701	80.96	9.031	09:42:50.929
2 -	1:21.644	30.377	1:52.021	86.51	1.351	09:44:42.950
3 -	***1:20.615***	30.055	***1:50.670 (1)***	***87.56***		***09:46:33.620***
4 -	1:21.271	30.277	1:51.548	86.88	0.878	09:48:25.168
5 -	1:20.896	30.721	1:51.617	86.82	0.947	09:50:16.785
6 -	1:21.834	30.797	1:52.631	86.04	1.961	09:52:09.416
7 -	1:21.042	***30.013***	1:51.055 **(2)**	87.26	0.385	09:54:00.471
8 -	1:20.735	30.420	1:51.155 **(3)**	87.18	0.485	09:55:51.626
9 -	1:20.868	30.563	1:51.431	86.97	0.761	09:57:43.057
10 -	1:21.043	31.112	1:52.155	86.40	1.485	09:59:35.212

P15 82 E Matt HINNELLS Honda CBR 954RR FIREBLADE - FH82Racing

IDEAL LAP TIME : 1:50.831 BEST LAP TIME : 1:50.876 DIFFERENCE : 0.045

LAP	SECTOR 1	SECTOR 2	LAP TIME	MPH	DIFF	TIME OF DAY
1 -		30.211	1:59.399	81.16	8.523	09:42:50.627
2 -	1:21.533	30.351	1:51.884	86.61	1.008	09:44:42.511
3 -	1:21.667	30.098	1:51.765	86.71	0.889	09:46:34.276
4 -	1:21.343	30.502	1:51.845	86.64	0.969	09:48:26.121
5 -	1:21.094	30.214	1:51.308 **(2)**	87.06	0.432	09:50:17.429
6 -	1:21.671	30.601	1:52.272	86.31	1.396	09:52:09.701
7 -	1:21.386	29.959	1:51.345 **(3)**	87.03	0.469	09:54:01.046
8 -	1:20.923	***29.953***	***1:50.876 (1)***	***87.40***		***09:55:51.922***
9 -	***1:20.878***	30.648	1:51.526	86.89	0.650	09:57:43.448
10 -	1:21.133	30.655	1:51.788	86.69	0.912	09:59:35.236

P16 48 E Shaun WALLIS Yamaha R6 - MBC Despatch Racing

IDEAL LAP TIME : 1:50.358 BEST LAP TIME : 1:50.358 DIFFERENCE : 0.000

LAP	SECTOR 1	SECTOR 2	LAP TIME	MPH	DIFF	TIME OF DAY
1 -		30.717	2:00.889	80.16	10.531	09:42:52.117
2 -	1:21.099	30.519	1:51.618	86.82	1.260	09:44:43.735
3 -	1:21.134	30.731	1:51.865	86.63	1.507	09:46:35.600
4 -	1:20.632	30.296	1:50.928 **(2)**	87.36	0.570	09:48:26.528
5 -	1:21.406	30.340	1:51.746	86.72	1.388	09:50:18.274
6 -	1:21.208	30.484	1:51.692	86.76	1.334	09:52:09.966
7 -	1:21.777	30.419	1:52.196	86.37	1.838	09:54:02.162
8 -	***1:20.070***	***30.288***	***1:50.358 (1)***	***87.81***		***09:55:52.520***
9 -	1:21.038	30.312	1:51.350 **(3)**	87.03	0.992	09:57:43.870
10 -	1:21.084	30.913	1:51.997	86.53	1.639	09:59:35.867

Weather / Track : /

Oulton Park International: 2.6920 miles
Date: 05/04/2025 Start: 09:40 Finish: 09:58

BMCRC-MRO Championships 2025 - Rnd 2 @ Oulton Park Int

BMCRC Thunderbike Ultra & Extreme

RACE 1 - SECTOR ANALYSIS

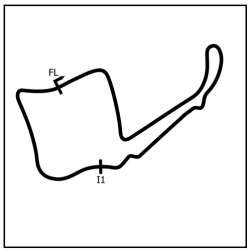

SECTOR 1 = FL to I1, SECTOR 2 = I1 to FL, DIFF = Difference To Personal Best Lap, P = Crossed Finish Line in Pit Lane, D = Time Disallowed

P17 168 E Ian ASHBY Triumph 955I - Clive Wood Triumph

IDEAL LAP TIME : 1:49.739 BEST LAP TIME : 1:49.739 DIFFERENCE : 0.000

LAP	SECTOR 1	SECTOR 2	LAP TIME	MPH	DIFF	TIME OF DAY
1 -		30.459	2:01.185	79.97	11.446	09:42:52.413
2 -	1:21.030	30.857	1:51.887	86.61	2.148	09:44:44.300
3 -	1:21.110	30.571	1:51.681	86.77	1.942	09:46:35.981
4 -	1:21.239	30.440	1:51.679	86.77	1.940	09:48:27.660
5 -	1:21.149	30.453	1:51.602	86.83	1.863	09:50:19.262
6 -	1:21.148	30.400	1:51.548 (3)	86.88	1.809	09:52:10.810
7 -	1:22.014	30.622	1:52.636	86.04	2.897	09:54:03.446
8 -	***1:19.575***	***30.164***	***1:49.739 (1)***	***88.31***		***09:55:53.185***
9 -	1:19.989	30.503	1:50.492 (2)	87.71	0.753	09:57:43.677
10 -	1:20.628	33.077	1:53.705	85.23	3.966	09:59:37.382

P18 68 E Lee SMITH Yamaha R1 - LDS Joinery

IDEAL LAP TIME : 1:50.515 BEST LAP TIME : 1:50.756 DIFFERENCE : 0.241

LAP	SECTOR 1	SECTOR 2	LAP TIME	MPH	DIFF	TIME OF DAY
1 -		30.785	2:01.866	79.52	11.110	09:42:53.094
2 -	1:21.878	30.706	1:52.584	86.08	1.828	09:44:45.678
3 -	1:21.506	30.838	1:52.344	86.26	1.588	09:46:38.022
4 -	1:21.006	30.460	1:51.466 (2)	86.94	0.710	09:48:29.488
5 -	***1:20.469***	30.287	***1:50.756 (1)***	***87.50***		***09:50:20.244***
6 -	1:20.902	30.597	1:51.499 (3)	86.91	0.743	09:52:11.743
7 -	1:22.090	***30.046***	1:52.136	86.42	1.380	09:54:03.879
8 -	1:21.055	31.378	1:52.433	86.19	1.677	09:55:56.312
9 -	1:23.169	31.620	1:54.789	84.42	4.033	09:57:51.101
10 -	1:23.110	31.250	1:54.360	84.74	3.604	09:59:45.461

P19 145 U Andy LOVETT Kawasaki ZXR 750 - awl engineering

IDEAL LAP TIME : 1:53.500 BEST LAP TIME : 1:53.500 DIFFERENCE : 0.000

LAP	SECTOR 1	SECTOR 2	LAP TIME	MPH	DIFF	TIME OF DAY
1 -		31.232	2:03.444	78.50	9.944	09:42:54.672
2 -	1:23.041	31.178	1:54.219	84.84	0.719	09:44:48.891
3 -	1:23.065	30.856	1:53.921 (3)	85.07	0.421	09:46:42.812
4 -	1:23.825	30.954	1:54.779	84.43	1.279	09:48:37.591
5 -	1:23.036	30.873	1:53.909 (2)	85.07	0.409	09:50:31.500
6 -	1:23.783	30.983	1:54.766	84.44	1.266	09:52:26.266
7 -	1:23.585	31.043	1:54.628	84.54	1.128	09:54:20.894
8 -	1:23.499	30.802	1:54.301	84.78	0.801	09:56:15.195
9 -	1:24.629	31.496	1:56.125	83.45	2.625	09:58:11.320
10 -	***1:22.744***	***30.756***	***1:53.500 (1)***	***85.38***		***10:00:04.820***

P20 12 E John HOULDEN Aprilia RSV MILLE R -

IDEAL LAP TIME : 1:52.342 BEST LAP TIME : 1:52.541 DIFFERENCE : 0.199

LAP	SECTOR 1	SECTOR 2	LAP TIME	MPH	DIFF	TIME OF DAY
1 -		31.830	2:06.919	76.35	14.378	09:42:58.147
2 -	1:24.545	31.581	1:56.126	83.45	3.585	09:44:54.273
3 -	1:24.129	31.243	1:55.372	84.00	2.831	09:46:49.645
4 -	1:23.388	31.100	1:54.488	84.64	1.947	09:48:44.133
5 -	1:23.998	31.177	1:55.175	84.14	2.634	09:50:39.308
6 -	1:23.013	***30.943***	1:53.956	85.04	1.415	09:52:33.264
7 -	1:22.737	31.170	1:53.907 (3)	85.08	1.366	09:54:27.171
8 -	1:24.648	31.443	1:56.091	83.48	3.550	09:56:23.262
9 -	***1:21.399***	31.142	***1:52.541 (1)***	***86.11***		***09:58:15.803***
10 -	1:21.953	31.085	1:53.038 (2)	85.73	0.497	10:00:08.841

Weather / Track : /

Oulton Park International: 2.6920 miles
Date: 05/04/2025 Start: 09:40 Finish: 09:58

BMCRC-MRO Championships 2025 - Rnd 2 @ Oulton Park Int

BMCRC Thunderbike Ultra & Extreme

RACE 1 - SECTOR ANALYSIS

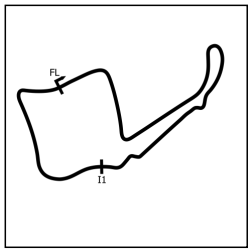

SECTOR 1 = FL to I1, SECTOR 2 = I1 to FL, DIFF = Difference To Personal Best Lap, P = Crossed Finish Line in Pit Lane, D = Time Disallowed

P21 129 E Derek CRIPPS Yamaha R1 - Team FBR

IDEAL LAP TIME : 1:54.227 BEST LAP TIME : 1:54.227 DIFFERENCE : 0.000

LAP	SECTOR 1	SECTOR 2	LAP TIME		MPH	DIFF	TIME OF DAY
1 -		31.238	2:04.411		77.89	10.184	09:42:55.639
2 -	***1:23.413***	***30.814***	***1:54.227***	**(1)**	***84.84***		***09:44:49.866***
3 -	1:24.032	31.026	1:55.058	**(2)**	84.22	0.831	09:46:44.924
4 -	1:23.779	31.465	1:55.244	**(3)**	84.09	1.017	09:48:40.168
5 -	1:24.259	31.535	1:55.794		83.69	1.567	09:50:35.962
6 -	1:24.197	31.397	1:55.594		83.83	1.367	09:52:31.556
7 -	1:23.882	31.478	1:55.360		84.00	1.133	09:54:26.916
8 -	1:24.697	31.475	1:56.172		83.42	1.945	09:56:23.088
9 -	1:24.330	31.474	1:55.804		83.68	1.577	09:58:18.892
10 -	1:25.515	31.567	1:57.082		82.77	2.855	10:00:15.974

P22 64 E Keith CHAMBERS Suzuki GSXR 750 - Amanda Chambers

IDEAL LAP TIME : 2:03.540 BEST LAP TIME : 2:03.715 DIFFERENCE : 0.175

LAP	SECTOR 1	SECTOR 2	LAP TIME		MPH	DIFF	TIME OF DAY
1 -		***33.741***	2:12.225		73.29	8.510	09:43:03.453
2 -	1:30.239	34.089	2:04.328	**(3)**	77.94	0.613	09:45:07.781
3 -	1:30.537	34.212	2:04.749		77.68	1.034	09:47:12.530
4 -	***1:29.799***	33.916	***2:03.715***	**(1)**	***78.33***		***09:49:16.245***
5 -	1:30.232	34.012	2:04.244	**(2)**	78.00	0.529	09:51:20.489
6 -	1:30.166	34.375	2:04.541		77.81	0.826	09:53:25.030
7 -	1:30.256	34.102	2:04.358		77.93	0.643	09:55:29.388
8 -	1:30.139	34.190	2:04.329		77.94	0.614	09:57:33.717
9 -	1:30.700	34.417	2:05.117		77.45	1.402	09:59:38.834

P23 888 U Paul FAGG Yamaha R1 4C8 - Contact me for sponsorship

IDEAL LAP TIME : 2:10.470 BEST LAP TIME : 2:11.388 DIFFERENCE : 0.918

LAP	SECTOR 1	SECTOR 2	LAP TIME		MPH	DIFF	TIME OF DAY
1 -		35.199	2:17.177		70.64	5.789	09:43:08.405
2 -	***1:35.735***	35.653	***2:11.388***	**(1)**	***73.76***		***09:45:19.793***
3 -	1:35.881	37.785	2:13.666	**(2)**	72.50	2.278	09:47:33.459
4 -	1:42.508	36.344	2:18.852		69.79	7.464	09:49:52.311
5 -	1:38.240	35.692	2:13.932		72.35	2.544	09:52:06.243
6 -	1:39.107	***34.735***	2:13.842	**(3)**	72.40	2.454	09:54:20.085
7 -	1:38.586	IN PIT	2:22.171	**P**	68.16	10.783	09:56:42.256

P24 89 E Daryl SKINNS Suzuki GSXR 750 - Target Site Services & Rapid Electrical

IDEAL LAP TIME : 2:13.798 BEST LAP TIME : 2:14.255 DIFFERENCE : 0.457

LAP	SECTOR 1	SECTOR 2	LAP TIME		MPH	DIFF	TIME OF DAY
1 -		***36.525***	2:21.159		68.65	6.904	09:43:12.387
2 -	1:38.456	36.825	2:15.281	**(2)**	71.63	1.026	09:45:27.668
3 -	1:38.725	37.155	2:15.880	**(3)**	71.32	1.625	09:47:43.548
4 -	***1:37.273***	36.982	***2:14.255***	**(1)**	***72.18***		***09:49:57.803***

P25 144 E Scott LEMON Yamaha R1 -

IDEAL LAP TIME : 1:58.568 BEST LAP TIME : 1:58.899 DIFFERENCE : 0.331

LAP	SECTOR 1	SECTOR 2	LAP TIME		MPH	DIFF	TIME OF DAY
1 -		***32.885***	2:07.741		75.86	8.842	09:42:58.969
2 -	***1:25.683***	33.216	***1:58.899***	**(1)**	***81.50***		***09:44:57.868***

BMCRC-MRO Championships 2025 - Rnd 2 @ Oulton Park Int

BMCRC Thunderbike Ultra & Extreme

RACE 1 - BEST SECTORS

	SECTOR 1		SECTOR 2	
POS	NO	TIME	NO	TIME
1	47	1:15.985	47	28.481
2	102	1:16.330	102	28.596
3	19	1:17.013	78	28.881
4	78	1:17.048	19	28.908
5	53	1:17.579	53	28.960
6	46	1:18.365	46	29.358
7	85	1:18.646	20	29.477
8	33	1:19.341	17	29.633
9	69	1:19.350	85	29.648
10	17	1:19.409	33	29.675
11	20	1:19.415	81	29.698
12	168	1:19.575	63	29.758
13	81	1:19.893	69	29.774
14	48	1:20.070	82	29.953
15	63	1:20.315	115	30.013
16	68	1:20.469	68	30.046
17	115	1:20.615	168	30.164
18	82	1:20.878	48	30.288
19	12	1:21.399	145	30.756
20	145	1:22.744	129	30.814
21	129	1:23.413	12	30.943
22	144	1:25.683	144	32.885
23	64	1:29.799	64	33.741
24	888	1:35.735	888	34.735
25	89	1:37.273	89	36.525

IDEAL / BEST COMPARISON

POS	NO	NAME	IDEAL	BEST	DIFF
		PERFECT LAP	1:44.466		
1	47	DANCE	1:44.466	1:44.466	0.000
2	102	FEARN	1:44.926	1:45.026	0.100
3	19	DONOVAN	1:45.921	1:45.921	0.000
4	78	THOMAS	1:45.929	1:46.137	0.208
5	53	McGLYNN	1:46.539	1:46.539	0.000
6	46	GATES	1:47.723	1:47.889	0.166
7	85	WOOD	1:48.294	1:48.641	0.347
8	20	SWYER	1:48.892	1:49.292	0.400
9	33	BISWELL	1:49.016	1:49.063	0.047
10	17	KILLWORTH	1:49.042	1:49.671	0.629
11	69	RUSSO	1:49.124	1:49.124	0.000
12	81	CORKETT	1:49.591	1:49.657	0.066
13	168	ASHBY	1:49.739	1:49.739	0.000
14	63	WREN	1:50.073	1:50.312	0.239
15	48	WALLIS	1:50.358	1:50.358	0.000
16	68	SMITH	1:50.515	1:50.756	0.241
17	115	KEILTY	1:50.628	1:50.670	0.042
18	82	HINNELLS	1:50.831	1:50.876	0.045
19	12	HOULDEN	1:52.342	1:52.541	0.199
20	145	LOVETT	1:53.500	1:53.500	0.000
21	129	CRIPPS	1:54.227	1:54.227	0.000
22	144	LEMON	1:58.568	1:58.899	0.331
23	64	CHAMBERS	2:03.540	2:03.715	0.175
24	888	FAGG	2:10.470	2:11.388	0.918
25	89	SKINNS	2:13.798	2:14.255	0.457

Weather / Track : /

Oulton Park International: 2.6920 miles
Date: 05/04/2025 Start: 09:40 Finish: 09:58

Results can be found at www.tsl-timing.com

Printed - 10:01 Saturday, 05 April 2025

BMCRC-MRO Championships 2025 - Rnd 2 @ Oulton Park Int

BMCRC Thunderbike Ultra & Extreme

RACE 1 - STATISTICS

Competitors Started	25
Planned Start	2025-04-05 @ 09:00:00.000
Actual Start	2025-04-05 @ 09:40:51.227
Finish Time	2025-04-05 @ 09:58:31.352
Track Length	2.6920mi.
Total Laps	232
Total Distance Covered	624.5506mi.

Session Fastest Lap History

NO	CL	NAME	LAP TIME	TIME OF DAY	LAP	VEHICLE
47	U	**Daryl DANCE**	**1:44.466**	09:44:24.236	2	Yamaha YZF R1

Session Leader History

NO	CL	NAME	FROM LAP	LAPS LED	DISTANCE	VEHICLE
47	U	**Daryl DANCE**	1	10	26.92 miles	Yamaha YZF R1

Flag History

TYPE	TIME OF DAY
GREEN	09:40:51.227
FINISH	09:58:31.352

Flag Statistics

TYPE	COUNT	TOTAL LAPS	TOTAL TIME
Green	1	10	19:31.316
Red	0	0	0.000
Safety Car	0	0	0.000
FCY	0	0	0.000

BMCRC-MRO Championships 2025 - Rnd 2 @ Oulton Park Int

BMCRC Thunderbike Ultra & Extreme

RACE 1 - STATISTICS

CLASS : U

13 Starters

Fastest Lap History

NO	NAME	LAP TIME	TIME OF DAY	LAP	VEHICLE
47	**Daryl DANCE**	**1:44.466**	09:44:24.236	2	Yamaha YZF R1

Leader History

NO	NAME	FROM LAP	LAPS LED	DISTANCE	VEHICLE
47	**Daryl DANCE**	1	10	26.92 miles	Yamaha YZF R1

Weather / Track : /

Oulton Park International: 2.6920 miles
Date: 05/04/2025 Start: 09:40 Finish: 09:58

BMCRC-MRO Championships 2025 - Rnd 2 @ Oulton Park Int

BMCRC Thunderbike Ultra & Extreme

RACE 1 - STATISTICS

CLASS : E

12 Starters

Fastest Lap History

NO	NAME	LAP TIME	TIME OF DAY	LAP	VEHICLE
69	**Tony RUSSO**	**1:51.570**	09:44:41.162	2	Suzuki GSXR 750
69	**Tony RUSSO**	**1:51.296**	09:46:32.456	3	Suzuki GSXR 750
81	**Darren CORKETT**	**1:50.970**	09:46:33.022	3	Suzuki GSXR 750
69	**Tony RUSSO**	**1:50.929**	09:48:23.384	4	Suzuki GSXR 750
81	**Darren CORKETT**	**1:50.757**	09:48:23.778	4	Suzuki GSXR 750
69	**Tony RUSSO**	**1:50.100**	09:50:13.484	5	Suzuki GSXR 750
33	**Mark BISWELL**	**1:49.412**	09:50:17.148	5	Yamaha YZF-R6
69	**Tony RUSSO**	**1:49.124**	09:57:37.938	9	Suzuki GSXR 750
33	**Mark BISWELL**	**1:49.063**	09:59:27.693	10	Yamaha YZF-R6

Leader History

NO	NAME	FROM LAP	LAPS LED	DISTANCE	VEHICLE
69	**Tony RUSSO**	1	10	26.92 miles	Suzuki GSXR 750

Weather / Track : /

Oulton Park International: 2.6920 miles
Date: 05/04/2025 Start: 09:40 Finish: 09:58

BMCRC-MRO Championships 2025 - Rnd 2 @ Oulton Park Int

BMCRC Thunderbike Ultra & Extreme

RACE 11 - GRID (10 Laps)

BMCRC THUNDERBIKE EXTREME

BMCRC THUNDERBIKE ULTRA

ROW 10					28	84	Bert ELLISON	
ROW 9	27	96	Pete SCOTT		26	128	Liam McCARTER	2:14.255 25 89 Daryl SKINNS
ROW 8	2:11.388 24	888	Paul FAGG	2:03.715 23	64	Keith CHAMBERS	1:58.899 22	144 Scott LEMON
ROW 7	1:54.227 21	129	Derek CRIPPS	1:53.500 20	145	Andy LOVETT	1:52.541 19	12 John HOULDEN
ROW 6	1:50.876 18	82	Matt HINNELLS	1:50.756 17	68	Lee SMITH	1:50.670 16	115 Tony KEILTY
ROW 5	1:50.358 15	48	Shaun WALLIS	1:50.312 14	63	Matthew WREN	1:49.739 13	168 Ian ASHBY
ROW 4	1:49.671 12	17	Jordan KILLWORTH	1:49.657 11	81	Darren CORKETT	1:49.292 10	20 Connor SWYER
ROW 3	1:49.124 9	69	Tony RUSSO	1:49.063 8	33	Mark BISWELL	1:48.641 7	85 Clinton WOOD
ROW 2	1:47.889 6	46	Simon GATES	1:46.539 5	53	Seamus McGLYNN	1:46.137 4	78 Jamie THOMAS
ROW 1	1:45.921 3	19	Tyler DONOVAN	1:45.026 2	102	James FEARN	1:44.466 1	47 Daryl DANCE

Pole

These results are provisional until the conclusion of any judicial and technical matters.

Oulton Park International: 2.6920 miles

Clerk Of Course:	Timekeeper: *Craig Smith*	

Results can be found at www.tsl-timing.com

Printed - 10:02 Saturday, 05 April 2025

TSL SPORTS TIMING TIMING SOLUTIONS LTD

MOTORCYCLE RACING ORGANISATION MRO

BMCRC-MRO Championships 2025 - Rnd 2 @ Oulton Park Int

BMCRC Thunderbike Ultra & Extreme

RACE 11 - CLASSIFICATION

Race Distance: 7 Laps / 18.84 miles

POS	NO	CL	PIC	NAME	ENTRY	LAPS	TIME	GAP	DIFF	MPH	BEST	ON	GRD	↑↓
1	47	U	1	Daryl DANCE	Yamaha YZF R1 - 2 brothers scaffolding	7	12:25.470			91.00	1:44.957	7	1	0
2	19	U	2	Tyler DONOVAN	Kawasaki ZX10R - Tinder Corp	7	12:26.977	1.507	1.507	90.81	1:45.005	7	3	1
3	102	U	3	James FEARN	- Greenplant satellite team	7	12:27.223	1.753	0.246	90.78	1:44.914	7	2	-1
4	78	U	4	Jamie THOMAS	Suzuki GSXR 1000 - Team RubyRacing	7	12:31.855	6.385	4.632	90.22	1:45.586	4	4	0
5	85	U	5	Clinton WOOD	Suzuki GSXR1000 - Clinton Wood	7	12:36.704	11.234	4.849	89.65	1:46.738	5	7	2
6	46	U	6	Simon GATES	Yamaha YZF R1 - T.A Roden LTD / Canine Plus Hydro	7	12:39.308	13.838	2.604	89.34	1:47.034	4	6	0
7	69	E	1	Tony RUSSO	Suzuki GSXR 750 - Wymark Lubricants	7	12:49.929	24.459	10.621	88.11	1:47.926	7	9	2
8	168	E	2	Ian ASHBY	Triumph 955I - Clive Wood Triumph	7	12:51.638	26.168	1.709	87.91	1:48.838	2	13	5
9	20	U	7	Connor SWYER	Suzuki GSXR 1000 K6 - WSC Performace & lleithyr farm & d	7	12:54.150	28.680	2.512	87.63	1:48.749	5	10	1
10	63	U	8	Matthew WREN	Suzuki GSXR - TBR performance	7	12:57.365	31.895	3.215	87.26	1:48.839	6	14	4
11	81	E	3	Darren CORKETT	Suzuki GSXR 750 - Jackson & Phillips	7	12:57.680	32.210	0.315	87.23	1:48.136	7	11	0
12	33	E	4	Mark BISWELL	Yamaha YZF-R6 - Bizzle Bikesport	7	12:58.161	32.691	0.481	87.17	1:49.223	6	8	-4
13	115	U	9	Tony KEILTY	Suzuki GSXR 1000 - Eat Your Heart Out	7	13:01.326	35.856	3.165	86.82	1:49.970	4	16	3
14	17	U	10	Jordan KILLWORTH	Yamaha R1 4C8 - Greenplant/BK/Rabbit	7	13:01.687	36.217	0.361	86.78	1:49.970	6	12	-2
15	82	E	5	Matt HINNELLS	Honda CBR 954RR FIREBLADE - FH82Racing	7	13:02.410	36.940	0.723	86.70	1:50.054	7	18	3
16	68	E	6	Lee SMITH	Yamaha R1 - LDS Joinery	7	13:14.487	49.017	12.077	85.38	1:51.455	2	17	1
17	48	E	7	Shaun WALLIS	Yamaha R6 - MBC Despatch Racing	7	13:14.784	49.314	0.297	85.35	1:51.958	7	15	-2
18	129	E	8	Derek CRIPPS	Yamaha R1 - Team FBR	7	13:32.224	1:06.754	17.440	83.52	1:54.075	2	21	3
19	145	U	11	Andy LOVETT	Kawasaki ZXR 750 - awl engineering	7	13:38.142	1:12.672	5.918	82.91	1:54.626	6	20	1
20	84	U	12	Bert ELLISON	Triumph DAYTONA 675R - Ma n pa prentice	7	13:38.584	1:13.114	0.442	82.87	1:54.818	6	28	8

NOT CLASSIFIED

DNF	12	E		John HOULDEN	Aprilia RSV MILLE R -	3	6:07.636	4 Laps	4 Laps	79.08	1:55.793	2	19	
DNF	888	U		Paul FAGG	Yamaha R1 4C8 - Contact me for sponsorship	2	4:43.146	5 Laps	1 Lap	68.45			24	
DNF	53	U		Seamus McGLYNN	- S and d build and design Ltd	1	2:01.709	6 Laps	1 Lap	79.62			5	
DNF	64	E		Keith CHAMBERS	Suzuki GSXR 750 - Amanda Chambers	1	2:41.320	6 Laps	39.611	60.07			23	

FASTEST LAP

102	U	James FEARN	- Greenplant satellite team	7	1:44.914	92.37 mph	148.66 kph
69	E	Tony RUSSO	Suzuki GSXR 750 - Wymark Lubricants	7	1:47.926	89.79 mph	144.51 kph

Class U - 92.5% of Race Speed = 84.17 mph
Class E - 92.5% of Race Speed = 81.50 mph

Weather / Track : Sunny / Dry
These results are provisional until the conclusion of any judicial and technical matters.

Date: 05/04/2025 Start: 14:59 Finish: 15:11
Oulton Park International: 2.6920 miles

Clerk Of Course:	Timekeeper: Craig Smith	

Results can be found at www.tsl-timing.com

Printed - 15:16 Saturday, 05 April 2025

BMCRC-MRO Championships 2025 - Rnd 2 @ Oulton Park Int

BMCRC Thunderbike Ultra & Extreme

RACE 11 - LAP CHART

LAP 1 @ 15:01:15.250

NO	BEHIND	LAP TIME	
47		1:48.700	
19	2.658	1:51.358	
102	3.218	1:51.918	
85	4.057	1:52.757	
46	4.242	1:52.942	
78	4.846	1:53.546	
168	5.378	1:54.078	
17	7.864	1:56.564	
20	8.143	1:56.843	
69	8.299	1:56.999	
33	8.501	1:57.201	
81	8.775	1:57.475	
115	9.497	1:58.197	
82	9.979	1:58.679	
63	10.083	1:58.783	
68	11.958	2:00.658	
48	12.293	2:00.993	
53	13.009	2:01.709	**P**
129	13.195	2:01.895	
12	14.685	2:03.385	
84	15.505	2:04.205	
145	15.954	2:04.654	
888	33.262	2:21.962	
64	52.620	2:41.320	**P**

LAP 2 @ 15:03:00.459

NO	BEHIND	LAP TIME	
47		1:45.209	
19	3.843	1:46.394	
102	3.900	1:45.891	
85	5.931	1:47.083	
78	6.248	1:46.611	
46	6.854	1:47.821	
168	9.007	1:48.838	
69	13.219	1:50.129	
20	13.304	1:50.370	
17	13.993	1:51.338	
33	14.184	1:50.892	
81	14.325	1:50.759	
63	15.120	1:50.246	
115	15.340	1:51.052	
82	15.982	1:51.212	
68	18.204	1:51.455	
48	19.324	1:52.240	
129	22.061	1:54.075	
12	25.269	1:55.793	
84	25.503	1:55.207	
145	25.763	1:55.018	
888	1:09.237	2:21.184	**P**

LAP 3 @ 15:04:46.901

NO	BEHIND	LAP TIME
47		1:46.442
19	3.856	1:46.455
102	4.178	1:46.720
78	5.778	1:45.972
85	7.322	1:47.833
46	8.652	1:48.240
168	12.104	1:49.539
69	15.892	1:49.115
20	16.312	1:49.450
17	18.136	1:50.585
81	18.341	1:50.458
33	18.786	1:51.044
63	18.956	1:50.278
115	19.467	1:50.569
82	20.486	1:50.946
68	24.382	1:52.620
48	25.023	1:52.141
129	30.406	1:54.787
145	35.042	1:55.721
84	35.043	1:55.982
12	47.285	2:08.458 **P**

LAP 4 @ 15:06:33.902

NO	BEHIND	LAP TIME
47		1:47.001
19	3.129	1:46.274
102	3.398	1:46.221
78	4.363	1:45.586
85	7.697	1:47.376
46	8.685	1:47.034
168	14.760	1:49.657
69	17.852	1:48.961
20	18.151	1:48.840
17	21.345	1:50.210
81	21.508	1:50.168
63	21.662	1:49.707
33	22.209	1:50.424
115	22.436	1:49.970
82	24.103	1:50.618
68	29.645	1:52.264
48	30.203	1:52.181
129	38.115	1:54.710
84	44.323	1:56.281
145	44.343	1:56.302

LAP 5 @ 15:08:20.609

NO	BEHIND	LAP TIME
47		1:46.707
19	2.287	1:45.865
102	2.641	1:45.950
78	3.855	1:46.199
85	7.728	1:46.738
46	9.391	1:47.413
168	17.941	1:49.888
69	19.501	1:48.356
20	20.193	1:48.749
63	25.145	1:50.190
81	25.463	1:50.662
33	25.654	1:50.152
17	26.142	1:51.504
115	26.383	1:50.654
82	27.810	1:50.414
68	35.428	1:52.490
48	36.372	1:52.876
129	46.611	1:55.203
84	53.170	1:55.554
145	53.463	1:55.827

LAP 6 @ 15:10:07.063

NO	BEHIND	LAP TIME
47		1:46.454
19	1.459	1:45.626
102	1.796	1:45.609
78	3.802	1:46.401
85	8.804	1:47.530
46	10.543	1:47.606
69	21.490	1:48.443
168	21.674	1:50.187
20	23.203	1:49.464
63	27.530	1:48.839
33	28.423	1:49.223
81	29.031	1:50.022
17	29.658	1:49.970
115	30.478	1:50.549
82	31.843	1:50.487
68	40.501	1:51.527
48	42.313	1:52.395
129	55.835	1:55.678
84	1:01.534	1:54.818
145	1:01.635	1:54.626

LAP 7 @ 15:11:52.020

NO	BEHIND	LAP TIME
47		1:44.957
19	1.507	1:45.005
102	1.753	1:44.914
78	6.385	1:47.540
85	11.234	1:47.387
46	13.838	1:48.252
69	24.459	1:47.926
168	26.168	1:49.451
20	28.680	1:50.434
63	31.895	1:49.322
81	32.210	1:48.136
33	32.691	1:49.225
115	35.856	1:50.335
17	36.217	1:51.516
82	36.940	1:50.054
68	49.017	1:53.473
48	49.314	1:51.958
129	1:06.754	1:55.876
145	1:12.672	1:55.994
84	1:13.114	1:56.537

Weather / Track : Sunny / Dry

Oulton Park International: 2.6920 miles
Date: 05/04/2025 Start: 14:59 Finish: 15:11

Results can be found at www.tsl-timing.com

Printed - 15:16 Saturday, 05 April 2025

BMCRC-MRO Championships 2025 - Rnd 2 @ Oulton Park Int

BMCRC Thunderbike Ultra & Extreme

RACE 11 - POSITION CHART

		Lap	1	2	3	4	5	6	7
No	Name	Pos							
47	DANCE	1	47	47	47	47	47	47	47
102	FEARN	2	19	19	19	19	19	19	19
19	DONOVAN	3	102	102	102	102	102	102	102
78	THOMAS	4	85	85	78	78	78	78	78
53	McGLYNN	5	46	78	85	85	85	85	85
46	GATES	6	78	46	46	46	46	46	46
85	WOOD	7	168	168	168	168	168	69	69
33	BISWELL	8	17	69	69	69	69	168	168
69	RUSSO	9	20	20	20	20	20	20	20
20	SWYER	10	69	17	17	17	63	63	63
81	CORKETT	11	33	33	81	81	81	33	81
17	KILLWORTH	12	81	81	33	63	33	81	33
168	ASHBY	13	115	63	63	33	17	17	115
63	WREN	14	82	115	115	115	115	115	17
48	WALLIS	15	63	82	82	82	82	82	82
115	KEILTY	16	68	68	68	68	68	68	68
68	SMITH	17	48	48	48	48	48	48	48
82	HINNELLS	18	*53*	129	129	129	129	129	129
12	HOULDEN	19	129	12	145	84	84	84	145
145	LOVETT	20	12	84	84	145	145	145	84
129	CRIPPS	21	84	145	*12*				
64	CHAMBERS	22	145	*888*					
888	FAGG	23	888						
84	ELLISON	24	*64*						

Weather / Track : Sunny / Dry

Oulton Park International: 2.6920 miles
Date: 05/04/2025 Start: 14:59 Finish: 15:11

Results can be found at www.tsl-timing.com

Printed - 15:16 Saturday, 05 April 2025

BMCRC-MRO Championships 2025 - Rnd 2 @ Oulton Park Int

BMCRC Thunderbike Ultra & Extreme

RACE 11 - SECTOR ANALYSIS

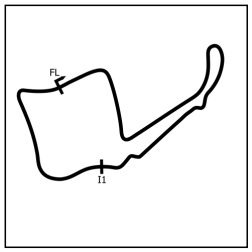

SECTOR 1 = FL to I1, SECTOR 2 = I1 to FL, DIFF = Difference To Personal Best Lap, P = Crossed Finish Line in Pit Lane, D = Time Disallowed

P1 47 U Daryl DANCE

Yamaha YZF R1 - 2 brothers scaffolding

IDEAL LAP TIME : 1:44.699 BEST LAP TIME : 1:44.957 DIFFERENCE : 0.258

LAP	SECTOR 1	SECTOR 2	LAP TIME	MPH	DIFF	TIME OF DAY
1 -		***28.466***	1:48.700	89.15	3.743	15:01:15.250
2 -	1:16.515	28.694	1:45.209 **(2)**	92.11	0.252	15:03:00.459
3 -	1:17.134	29.308	1:46.442 **(3)**	91.04	1.485	15:04:46.901
4 -	1:17.551	29.450	1:47.001	90.57	2.044	15:06:33.902
5 -	1:17.297	29.410	1:46.707	90.82	1.750	15:08:20.609
6 -	1:17.437	29.017	1:46.454	91.03	1.497	15:10:07.063
7 -	***1:16.233***	28.724	***1:44.957*** **(1)**	***92.33***		***15:11:52.020***

P2 19 U Tyler DONOVAN

Kawasaki ZX10R - Tinder Corp

IDEAL LAP TIME : 1:45.005 BEST LAP TIME : 1:45.005 DIFFERENCE : 0.000

LAP	SECTOR 1	SECTOR 2	LAP TIME	MPH	DIFF	TIME OF DAY
1 -		29.242	1:51.358	87.02	6.353	15:01:17.908
2 -	1:17.206	29.188	1:46.394	91.08	1.389	15:03:04.302
3 -	1:17.353	29.102	1:46.455	91.03	1.450	15:04:50.757
4 -	1:17.136	29.138	1:46.274	91.19	1.269	15:06:37.031
5 -	1:16.874	28.991	1:45.865 **(3)**	91.54	0.860	15:08:22.896
6 -	1:16.763	28.863	1:45.626 **(2)**	91.75	0.621	15:10:08.522
7 -	***1:16.242***	***28.763***	***1:45.005*** **(1)**	***92.29***		***15:11:53.527***

P3 102 U James FEARN

- Greenplant satellite team

IDEAL LAP TIME : 1:44.914 BEST LAP TIME : 1:44.914 DIFFERENCE : 0.000

LAP	SECTOR 1	SECTOR 2	LAP TIME	MPH	DIFF	TIME OF DAY
1 -		28.872	1:51.918	86.59	7.004	15:01:18.468
2 -	1:16.818	29.073	1:45.891 **(3)**	91.52	0.977	15:03:04.359
3 -	1:17.429	29.291	1:46.720	90.81	1.806	15:04:51.079
4 -	1:16.960	29.261	1:46.221	91.23	1.307	15:06:37.300
5 -	1:16.742	29.208	1:45.950	91.47	1.036	15:08:23.250
6 -	1:16.567	29.042	1:45.609 **(2)**	91.76	0.695	15:10:08.859
7 -	***1:16.084***	***28.830***	***1:44.914*** **(1)**	***92.37***		***15:11:53.773***

P4 78 U Jamie THOMAS

Suzuki GSXR 1000 - Team RubyRacing

IDEAL LAP TIME : 1:45.524 BEST LAP TIME : 1:45.586 DIFFERENCE : 0.062

LAP	SECTOR 1	SECTOR 2	LAP TIME	MPH	DIFF	TIME OF DAY
1 -		***28.744***	1:53.546	85.35	7.960	15:01:20.096
2 -	1:17.442	29.169	1:46.611	90.90	1.025	15:03:06.707
3 -	1:17.049	28.923	1:45.972 **(2)**	91.45	0.386	15:04:52.679
4 -	***1:16.780***	28.806	***1:45.586*** **(1)**	***91.78***		***15:06:38.265***
5 -	1:17.101	29.098	1:46.199 **(3)**	91.25	0.613	15:08:24.464
6 -	1:17.431	28.970	1:46.401	91.08	0.815	15:10:10.865
7 -	1:18.266	29.274	1:47.540	90.11	1.954	15:11:58.405

P5 85 U Clinton WOOD

Suzuki GSXR1000 - Clinton Wood

IDEAL LAP TIME : 1:46.467 BEST LAP TIME : 1:46.738 DIFFERENCE : 0.271

LAP	SECTOR 1	SECTOR 2	LAP TIME	MPH	DIFF	TIME OF DAY
1 -		29.672	1:52.757	85.94	6.019	15:01:19.307
2 -	1:17.401	29.682	1:47.083 **(2)**	90.50	0.345	15:03:06.390
3 -	1:18.152	29.681	1:47.833	89.87	1.095	15:04:54.223
4 -	1:17.848	29.528	1:47.376 **(3)**	90.25	0.638	15:06:41.599
5 -	***1:16.962***	29.776	***1:46.738*** **(1)**	***90.79***		***15:08:28.337***
6 -	1:18.025	***29.505***	1:47.530	90.12	0.792	15:10:15.867
7 -	1:17.621	29.766	1:47.387	90.24	0.649	15:12:03.254

Weather / Track : Sunny / Dry

Oulton Park International: 2.6920 miles
Date: 05/04/2025 Start: 14:59 Finish: 15:11

BMCRC-MRO Championships 2025 - Rnd 2 @ Oulton Park Int

BMCRC Thunderbike Ultra & Extreme

RACE 11 - SECTOR ANALYSIS

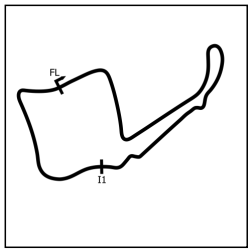

SECTOR 1 = FL to I1, SECTOR 2 = I1 to FL, DIFF = Difference To Personal Best Lap, P = Crossed Finish Line in Pit Lane, D = Time Disallowed

P6 46 U Simon GATES — Yamaha YZF R1 - T.A Roden LTD / Canine Plus Hydro

IDEAL LAP TIME : 1:46.809 BEST LAP TIME : 1:47.034 DIFFERENCE : 0.225

LAP	SECTOR 1	SECTOR 2	LAP TIME	MPH	DIFF	TIME OF DAY
1 -		29.406	1:52.942	85.80	5.908	15:01:19.492
2 -	1:17.850	29.971	1:47.821	89.88	0.787	15:03:07.313
3 -	1:18.131	30.109	1:48.240	89.53	1.206	15:04:55.553
4 -	***1:17.461***	29.573	***1:47.034 (1)***	***90.54***		***15:06:42.587***
5 -	1:18.065	***29.348***	1:47.413 (2)	90.22	0.379	15:08:30.000
6 -	1:18.224	29.382	1:47.606 (3)	90.06	0.572	15:10:17.606
7 -	1:18.464	29.788	1:48.252	89.52	1.218	15:12:05.858

P7 69 E Tony RUSSO — Suzuki GSXR 750 - Wymark Lubricants

IDEAL LAP TIME : 1:47.623 BEST LAP TIME : 1:47.926 DIFFERENCE : 0.303

LAP	SECTOR 1	SECTOR 2	LAP TIME	MPH	DIFF	TIME OF DAY
1 -		30.331	1:56.999	82.83	9.073	15:01:23.549
2 -	1:20.170	29.959	1:50.129	87.99	2.203	15:03:13.678
3 -	1:18.977	30.138	1:49.115	88.81	1.189	15:05:02.793
4 -	1:18.824	30.137	1:48.961	88.94	1.035	15:06:51.754
5 -	1:18.757	***29.599***	1:48.356 (2)	89.43	0.430	15:08:40.110
6 -	1:18.682	29.761	1:48.443 (3)	89.36	0.517	15:10:28.553
7 -	***1:18.024***	29.902	***1:47.926 (1)***	***89.79***		***15:12:16.479***

P8 168 E Ian ASHBY — Triumph 955I - Clive Wood Triumph

IDEAL LAP TIME : 1:48.611 BEST LAP TIME : 1:48.838 DIFFERENCE : 0.227

LAP	SECTOR 1	SECTOR 2	LAP TIME	MPH	DIFF	TIME OF DAY
1 -		***29.642***	1:54.078	84.95	5.240	15:01:20.628
2 -	***1:18.969***	29.869	***1:48.838 (1)***	***89.04***		***15:03:09.466***
3 -	1:19.268	30.271	1:49.539 (3)	88.47	0.701	15:04:59.005
4 -	1:19.264	30.393	1:49.657	88.37	0.819	15:06:48.662
5 -	1:19.599	30.289	1:49.888	88.19	1.050	15:08:38.550
6 -	1:19.873	30.314	1:50.187	87.95	1.349	15:10:28.737
7 -	1:19.312	30.139	1:49.451 (2)	88.54	0.613	15:12:18.188

P9 20 U Connor SWYER — Suzuki GSXR 1000 K6 - WSC Performace & lleithyr farm & dad

IDEAL LAP TIME : 1:48.677 BEST LAP TIME : 1:48.749 DIFFERENCE : 0.072

LAP	SECTOR 1	SECTOR 2	LAP TIME	MPH	DIFF	TIME OF DAY
1 -		29.826	1:56.843	82.94	8.094	15:01:23.393
2 -	1:20.132	30.238	1:50.370	87.80	1.621	15:03:13.763
3 -	1:19.583	29.867	1:49.450 (3)	88.54	0.701	15:05:03.213
4 -	1:19.282	***29.558***	1:48.840 (2)	89.04	0.091	15:06:52.053
5 -	***1:19.119***	29.630	***1:48.749 (1)***	***89.11***		***15:08:40.802***
6 -	1:19.616	29.848	1:49.464	88.53	0.715	15:10:30.266
7 -	1:20.329	30.105	1:50.434	87.75	1.685	15:12:20.700

P10 63 U Matthew WREN — Suzuki GSXR - TBR performance

IDEAL LAP TIME : 1:48.839 BEST LAP TIME : 1:48.839 DIFFERENCE : 0.000

LAP	SECTOR 1	SECTOR 2	LAP TIME	MPH	DIFF	TIME OF DAY
1 -		29.953	1:58.783	81.58	9.944	15:01:25.333
2 -	1:20.261	29.985	1:50.246	87.90	1.407	15:03:15.579
3 -	1:20.277	30.001	1:50.278	87.88	1.439	15:05:05.857
4 -	1:19.656	30.051	1:49.707 (3)	88.33	0.868	15:06:55.564
5 -	1:19.989	30.201	1:50.190	87.95	1.351	15:08:45.754
6 -	***1:19.184***	***29.655***	***1:48.839 (1)***	***89.04***		***15:10:34.593***
7 -	1:19.378	29.944	1:49.322 (2)	88.64	0.483	15:12:23.915

Weather / Track : Sunny / Dry

Oulton Park International: 2.6920 miles
Date: 05/04/2025 Start: 14:59 Finish: 15:11

BMCRC-MRO Championships 2025 - Rnd 2 @ Oulton Park Int

BMCRC Thunderbike Ultra & Extreme

RACE 11 - SECTOR ANALYSIS

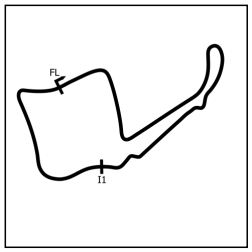

SECTOR 1 = FL to I1, SECTOR 2 = I1 to FL, DIFF = Difference To Personal Best Lap, P = Crossed Finish Line in Pit Lane, D = Time Disallowed

P11 81 E Darren CORKETT — Suzuki GSXR 750 - Jackson & Phillips

IDEAL LAP TIME : 1:48.136 BEST LAP TIME : 1:48.136 DIFFERENCE : 0.000

LAP	SECTOR 1	SECTOR 2	LAP TIME	MPH	DIFF	TIME OF DAY
1 -		29.920	1:57.475	82.49	9.339	15:01:24.025
2 -	1:20.687	30.072	1:50.759	87.49	2.623	15:03:14.784
3 -	1:20.484	29.974	1:50.458	87.73	2.322	15:05:05.242
4 -	1:19.921	30.247	1:50.168 (3)	87.96	2.032	15:06:55.410
5 -	1:20.505	30.157	1:50.662	87.57	2.526	15:08:46.072
6 -	1:20.100	29.922	1:50.022 (2)	88.08	1.886	15:10:36.094
7 -	***1:18.336***	***29.800***	***1:48.136 (1)***	***89.62***		***15:12:24.230***

P12 33 E Mark BISWELL — Yamaha YZF-R6 - Bizzle Bikesport

IDEAL LAP TIME : 1:49.014 BEST LAP TIME : 1:49.223 DIFFERENCE : 0.209

LAP	SECTOR 1	SECTOR 2	LAP TIME	MPH	DIFF	TIME OF DAY
1 -		29.956	1:57.201	82.68	7.978	15:01:23.751
2 -	1:20.597	30.295	1:50.892	87.39	1.669	15:03:14.643
3 -	1:20.816	30.228	1:51.044	87.27	1.821	15:05:05.687
4 -	1:20.452	29.972	1:50.424	87.76	1.201	15:06:56.111
5 -	1:20.084	30.068	1:50.152 (3)	87.98	0.929	15:08:46.263
6 -	***1:19.406***	29.817	***1:49.223 (1)***	***88.72***		***15:10:35.486***
7 -	1:19.617	***29.608***	1:49.225 (2)	88.72	0.002	15:12:24.711

P13 115 U Tony KEILTY — Suzuki GSXR 1000 - Eat Your Heart Out

IDEAL LAP TIME : 1:49.970 BEST LAP TIME : 1:49.970 DIFFERENCE : 0.000

LAP	SECTOR 1	SECTOR 2	LAP TIME	MPH	DIFF	TIME OF DAY
1 -		30.037	1:58.197	81.99	8.227	15:01:24.747
2 -	1:20.452	30.600	1:51.052	87.26	1.082	15:03:15.799
3 -	1:20.590	29.979	1:50.569	87.64	0.599	15:05:06.368
4 -	***1:20.214***	***29.756***	***1:49.970 (1)***	***88.12***		***15:06:56.338***
5 -	1:20.743	29.911	1:50.654	87.58	0.684	15:08:46.992
6 -	1:20.537	30.012	1:50.549 (3)	87.66	0.579	15:10:37.541
7 -	1:20.359	29.976	1:50.335 (2)	87.83	0.365	15:12:27.876

P14 17 U Jordan KILLWORTH — Yamaha R1 4C8 - Greenplant/BK/Rabbit

IDEAL LAP TIME : 1:49.962 BEST LAP TIME : 1:49.970 DIFFERENCE : 0.008

LAP	SECTOR 1	SECTOR 2	LAP TIME	MPH	DIFF	TIME OF DAY
1 -		***30.003***	1:56.564	83.14	6.594	15:01:23.114
2 -	1:21.022	30.316	1:51.338	87.04	1.368	15:03:14.452
3 -	1:20.547	30.038	1:50.585 (3)	87.63	0.615	15:05:05.037
4 -	1:19.981	30.229	1:50.210 (2)	87.93	0.240	15:06:55.247
5 -	1:21.443	30.061	1:51.504	86.91	1.534	15:08:46.751
6 -	***1:19.959***	30.011	***1:49.970 (1)***	***88.12***		***15:10:36.721***
7 -	1:20.705	30.811	1:51.516	86.90	1.546	15:12:28.237

P15 82 E Matt HINNELLS — Honda CBR 954RR FIREBLADE - FH82Racing

IDEAL LAP TIME : 1:50.054 BEST LAP TIME : 1:50.054 DIFFERENCE : 0.000

LAP	SECTOR 1	SECTOR 2	LAP TIME	MPH	DIFF	TIME OF DAY
1 -		30.017	1:58.679	81.65	8.625	15:01:25.229
2 -	1:20.971	30.241	1:51.212	87.14	1.158	15:03:16.441
3 -	1:20.699	30.247	1:50.946	87.35	0.892	15:05:07.387
4 -	1:20.669	29.949	1:50.618	87.61	0.564	15:06:58.005
5 -	1:20.549	29.865	1:50.414 (2)	87.77	0.360	15:08:48.419
6 -	1:20.563	29.924	1:50.487 (3)	87.71	0.433	15:10:38.906
7 -	***1:20.222***	***29.832***	***1:50.054 (1)***	***88.05***		***15:12:28.960***

Weather / Track : Sunny / Dry

Oulton Park International: 2.6920 miles
Date: 05/04/2025 Start: 14:59 Finish: 15:11

BMCRC-MRO Championships 2025 - Rnd 2 @ Oulton Park Int

BMCRC Thunderbike Ultra & Extreme

RACE 11 - SECTOR ANALYSIS

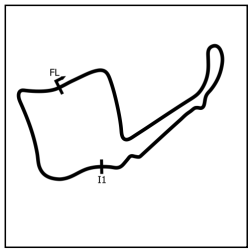

SECTOR 1 = FL to I1, SECTOR 2 = I1 to FL, DIFF = Difference To Personal Best Lap, P = Crossed Finish Line in Pit Lane, D = Time Disallowed

P16 68 E Lee SMITH Yamaha R1 - LDS Joinery

IDEAL LAP TIME : 1:51.344 BEST LAP TIME : 1:51.455 DIFFERENCE : 0.111

LAP	SECTOR 1	SECTOR 2	LAP TIME	MPH	DIFF	TIME OF DAY
1 -		30.886	2:00.658	80.31	9.203	15:01:27.208
2 -	***1:21.031***	30.424	***1:51.455 (1)***	***86.95***		***15:03:18.663***
3 -	1:21.805	30.815	1:52.620	86.05	1.165	15:05:11.283
4 -	1:21.481	30.783	1:52.264 (3)	86.32	0.809	15:07:03.547
5 -	1:21.875	30.615	1:52.490	86.15	1.035	15:08:56.037
6 -	1:21.214	***30.313***	1:51.527 (2)	86.89	0.072	15:10:47.564
7 -	1:22.697	30.776	1:53.473	85.40	2.018	15:12:41.037

P17 48 E Shaun WALLIS Yamaha R6 - MBC Despatch Racing

IDEAL LAP TIME : 1:51.809 BEST LAP TIME : 1:51.958 DIFFERENCE : 0.149

LAP	SECTOR 1	SECTOR 2	LAP TIME	MPH	DIFF	TIME OF DAY
1 -		30.835	2:00.993	80.09	9.035	15:01:27.543
2 -	1:21.565	***30.675***	1:52.240	86.34	0.282	15:03:19.783
3 -	1:21.259	30.882	1:52.141 (2)	86.42	0.183	15:05:11.924
4 -	1:21.361	30.820	1:52.181 (3)	86.38	0.223	15:07:04.105
5 -	1:21.934	30.942	1:52.876	85.85	0.918	15:08:56.981
6 -	1:21.504	30.891	1:52.395	86.22	0.437	15:10:49.376
7 -	***1:21.134***	30.824	***1:51.958 (1)***	***86.56***		***15:12:41.334***

P18 129 E Derek CRIPPS Yamaha R1 - Team FBR

IDEAL LAP TIME : 1:53.803 BEST LAP TIME : 1:54.075 DIFFERENCE : 0.272

LAP	SECTOR 1	SECTOR 2	LAP TIME	MPH	DIFF	TIME OF DAY
1 -		***30.943***	2:01.895	79.50	7.820	15:01:28.445
2 -	***1:22.860***	31.215	***1:54.075 (1)***	***84.95***		***15:03:22.520***
3 -	1:23.029	31.758	1:54.787 (3)	84.42	0.712	15:05:17.307
4 -	1:23.305	31.405	1:54.710 (2)	84.48	0.635	15:07:12.017
5 -	1:23.796	31.407	1:55.203	84.12	1.128	15:09:07.220
6 -	1:23.929	31.749	1:55.678	83.77	1.603	15:11:02.898
7 -	1:24.179	31.697	1:55.876	83.63	1.801	15:12:58.774

P19 145 U Andy LOVETT Kawasaki ZXR 750 - awl engineering

IDEAL LAP TIME : 1:54.382 BEST LAP TIME : 1:54.626 DIFFERENCE : 0.244

LAP	SECTOR 1	SECTOR 2	LAP TIME	MPH	DIFF	TIME OF DAY
1 -		31.479	2:04.654	77.74	10.028	15:01:31.204
2 -	1:23.835	31.183	1:55.018 (2)	84.25	0.392	15:03:26.222
3 -	1:24.235	31.486	1:55.721 (3)	83.74	1.095	15:05:21.943
4 -	1:25.325	***30.977***	1:56.302	83.32	1.676	15:07:18.245
5 -	1:24.631	31.196	1:55.827	83.67	1.201	15:09:14.072
6 -	***1:23.405***	31.221	***1:54.626 (1)***	***84.54***		***15:11:08.698***
7 -	1:24.854	31.140	1:55.994	83.55	1.368	15:13:04.692

P20 84 U Bert ELLISON Triumph DAYTONA 675R - Ma n pa prentice

IDEAL LAP TIME : 1:54.438 BEST LAP TIME : 1:54.818 DIFFERENCE : 0.380

LAP	SECTOR 1	SECTOR 2	LAP TIME	MPH	DIFF	TIME OF DAY
1 -		31.661	2:04.205	78.02	9.387	15:01:30.755
2 -	1:23.905	31.302	1:55.207 (2)	84.12	0.389	15:03:25.962
3 -	1:23.927	32.055	1:55.982	83.55	1.164	15:05:21.944
4 -	1:25.001	31.280	1:56.281	83.34	1.463	15:07:18.225
5 -	1:24.421	***31.133***	1:55.554 (3)	83.86	0.736	15:09:13.779
6 -	***1:23.305***	31.513	***1:54.818 (1)***	***84.40***		***15:11:08.597***
7 -	1:25.233	31.304	1:56.537	83.16	1.719	15:13:05.134

Weather / Track : Sunny / Dry

Oulton Park International: 2.6920 miles
Date: 05/04/2025 Start: 14:59 Finish: 15:11

BMCRC-MRO Championships 2025 - Rnd 2 @ Oulton Park Int

BMCRC Thunderbike Ultra & Extreme

RACE 11 - SECTOR ANALYSIS

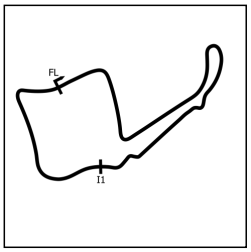

SECTOR 1 = FL to I1, SECTOR 2 = I1 to FL, DIFF = Difference To Personal Best Lap, P = Crossed Finish Line in Pit Lane, D = Time Disallowed

P21 12 E John HOULDEN — Aprilia RSV MILLE R -

IDEAL LAP TIME : 1:54.868 BEST LAP TIME : 1:55.793 DIFFERENCE : 0.925

LAP	SECTOR 1	SECTOR 2	LAP TIME		MPH	DIFF	TIME OF DAY
1 -		***31.274***	2:03.385		78.54	7.592	15:01:29.935
2 -	1:24.258	31.535	***1:55.793***	**(1)**	***83.69***		***15:03:25.728***
3 -	***1:23.594***	IN PIT	2:08.458	**P**	75.44	12.665	15:05:34.186

P22 888 U Paul FAGG — Yamaha R1 4C8 - Contact me for sponsorship

IDEAL LAP TIME : 2:12.223 BEST LAP TIME : DIFFERENCE :

LAP	SECTOR 1	SECTOR 2	LAP TIME		MPH	DIFF	TIME OF DAY
1 -		***35.961***	2:21.962		68.26		15:01:48.512
2 -	***1:36.262***	IN PIT	2:21.184	**P**	68.64		15:04:09.696

P23 53 U Seamus McGLYNN — - S and d build and design Ltd

IDEAL LAP TIME : BEST LAP TIME : DIFFERENCE :

LAP	SECTOR 1	SECTOR 2	LAP TIME		MPH	DIFF	TIME OF DAY
1 -		***IN PIT***	2:01.709	**P**	79.62		15:01:28.259

P24 64 E Keith CHAMBERS — Suzuki GSXR 750 - Amanda Chambers

IDEAL LAP TIME : BEST LAP TIME : DIFFERENCE :

LAP	SECTOR 1	SECTOR 2	LAP TIME		MPH	DIFF	TIME OF DAY
1 -		***IN PIT***	2:41.320	**P**	60.07		15:02:07.870

BMCRC-MRO Championships 2025 - Rnd 2 @ Oulton Park Int

BMCRC Thunderbike Ultra & Extreme

RACE 11 - BEST SECTORS

	SECTOR 1		SECTOR 2	
POS	NO	TIME	NO	TIME
1	102	1:16.084	47	28.466
2	47	1:16.233	78	28.744
3	19	1:16.242	19	28.763
4	78	1:16.780	102	28.830
5	85	1:16.962	46	29.348
6	46	1:17.461	85	29.505
7	69	1:18.024	20	29.558
8	81	1:18.336	69	29.599
9	168	1:18.969	33	29.608
10	20	1:19.119	168	29.642
11	63	1:19.184	63	29.655
12	33	1:19.406	115	29.756
13	17	1:19.959	81	29.800
14	115	1:20.214	82	29.832
15	82	1:20.222	17	30.003
16	68	1:21.031	68	30.313
17	48	1:21.134	48	30.675
18	129	1:22.860	129	30.943
19	84	1:23.305	145	30.977
20	145	1:23.405	84	31.133
21	12	1:23.594	12	31.274
22	888	1:36.262	888	35.961
23				
24				

IDEAL / BEST COMPARISON

PERFECT LAP 1:44.550

POS	NO	NAME	IDEAL	BEST	DIFF
1	47	DANCE	1:44.699	1:44.957	0.258
2	102	FEARN	1:44.914	1:44.914	0.000
3	19	DONOVAN	1:45.005	1:45.005	0.000
4	78	THOMAS	1:45.524	1:45.586	0.062
5	85	WOOD	1:46.467	1:46.738	0.271
6	46	GATES	1:46.809	1:47.034	0.225
7	69	RUSSO	1:47.623	1:47.926	0.303
8	81	CORKETT	1:48.136	1:48.136	0.000
9	168	ASHBY	1:48.611	1:48.838	0.227
10	20	SWYER	1:48.677	1:48.749	0.072
11	63	WREN	1:48.839	1:48.839	0.000
12	33	BISWELL	1:49.014	1:49.223	0.209
13	17	KILLWORTH	1:49.962	1:49.970	0.008
14	115	KEILTY	1:49.970	1:49.970	0.000
15	82	HINNELLS	1:50.054	1:50.054	0.000
16	68	SMITH	1:51.344	1:51.455	0.111
17	48	WALLIS	1:51.809	1:51.958	0.149
18	129	CRIPPS	1:53.803	1:54.075	0.272
19	145	LOVETT	1:54.382	1:54.626	0.244
20	84	ELLISON	1:54.438	1:54.818	0.380
21	12	HOULDEN	1:54.868	1:55.793	0.925
22	888	FAGG			
23	53	McGLYNN			
24	64	CHAMBERS			

Weather / Track : Sunny / Dry

Oulton Park International: 2.6920 miles
Date: 05/04/2025 Start: 14:59 Finish: 15:11

Results can be found at www.tsl-timing.com

Printed - 15:16 Saturday, 05 April 2025

BMCRC-MRO Championships 2025 - Rnd 2 @ Oulton Park Int

BMCRC Thunderbike Ultra & Extreme

RACE 11 - STATISTICS

Competitors Started	24
Planned Start	2025-04-05 @ 14:00:00.000
Actual Start	2025-04-05 @ 14:59:26.549
Finish Time	2025-04-05 @ 15:11:52.019
Track Length	2.6920mi.
Total Laps	147
Total Distance Covered	395.7281mi.

Session Fastest Lap History

NO	CL	NAME	LAP TIME	TIME OF DAY	LAP	VEHICLE
47	U	**Daryl DANCE**	**1:45.209**	15:03:00.480	2	Yamaha YZF R1
47	U	**Daryl DANCE**	**1:44.957**	15:11:52.041	7	Yamaha YZF R1
102	U	**James FEARN**	**1:44.914**	15:11:53.781	7	

Session Leader History

NO	CL	NAME	FROM LAP	LAPS LED	DISTANCE	VEHICLE
47	U	**Daryl DANCE**	1	7	18.84 miles	Yamaha YZF R1

Flag History

TYPE	TIME OF DAY
GREEN	14:59:26.549
FINISH	15:11:52.019

Flag Statistics

TYPE	COUNT	TOTAL LAPS	TOTAL TIME
Green	1	7	13:57.141
Red	0	0	0.000
Safety Car	0	0	0.000
FCY	0	0	0.000

Weather / Track : Sunny / Dry

Oulton Park International: 2.6920 miles
Date: 05/04/2025 Start: 14:59 Finish: 15:11

BMCRC-MRO Championships 2025 - Rnd 2 @ Oulton Park Int

BMCRC Thunderbike Ultra & Extreme

RACE 11 - STATISTICS

CLASS : U

14 Starters

Fastest Lap History

NO	NAME	LAP TIME	TIME OF DAY	LAP	VEHICLE
47	**Daryl DANCE**	**1:45.209**	15:03:00.480	2	Yamaha YZF R1
47	**Daryl DANCE**	**1:44.957**	15:11:52.041	7	Yamaha YZF R1
102	**James FEARN**	**1:44.914**	15:11:53.781	7	

Leader History

NO	NAME	FROM LAP	LAPS LED	DISTANCE	VEHICLE
47	**Daryl DANCE**	1	7	18.84 miles	Yamaha YZF R1

Weather / Track : Sunny / Dry

Oulton Park International: 2.6920 miles
Date: 05/04/2025 Start: 14:59 Finish: 15:11

BMCRC-MRO Championships 2025 - Rnd 2 @ Oulton Park Int

BMCRC Thunderbike Ultra & Extreme

RACE 11 - STATISTICS

CLASS : E

10 Starters

Fastest Lap History

NO	NAME	LAP TIME	TIME OF DAY	LAP	VEHICLE
168	**Ian ASHBY**	**1:48.838**	15:03:09.459	2	Triumph 955I
69	**Tony RUSSO**	**1:48.356**	15:08:40.107	5	Suzuki GSXR 750
69	**Tony RUSSO**	**1:47.926**	15:12:16.472	7	Suzuki GSXR 750

Leader History

NO	NAME	FROM LAP	LAPS LED	DISTANCE	VEHICLE
168	**Ian ASHBY**	1	5	13.46 miles	Triumph 955I
69	**Tony RUSSO**	6	2	5.38 miles	Suzuki GSXR 750

THE CLOTHING KINGS BMCRC THUNDERBIKE SPORT, TW SUSPENSION BMCRC SUPERTWINS & BMCRC FORMULA 400

BMCRC-MRO Championships – Round 2

Oulton Park International

4th / 5th April 2025

Timing & Results Provided by Timing Solutions Ltd

www.tsl-timing.com

Oulton Park International Circuit

Little Budworth, Tarporley, Cheshire, UK

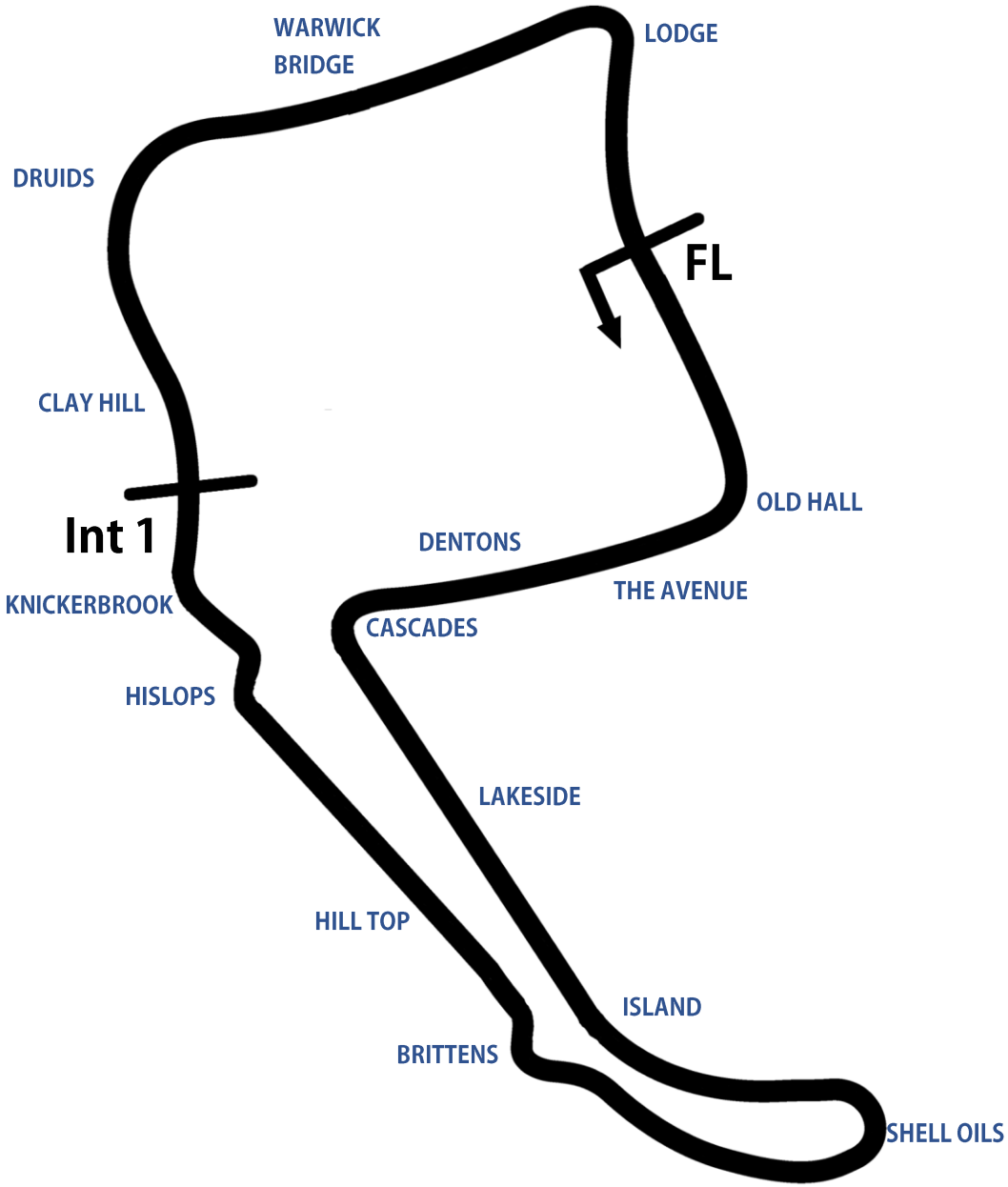

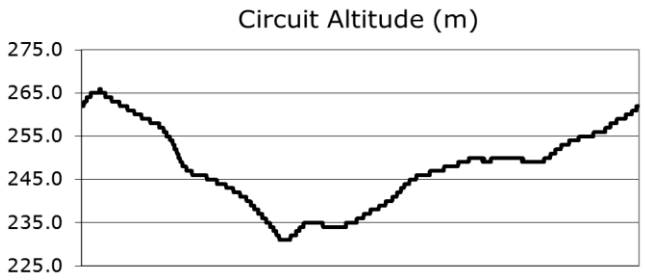

Length	2.6920 miles | 4.332 km | 4332.4m		
FL		53.17997 N	2.61294 W
Int 1	3066m	53.17830 N	2.62040 W
Pit Entry	4314m	53.18011 N	2.61306 W
Pit Exit	180m after FL	53.17836 N	2.61232 W
Pit Entry - Pit Exit	199m, 14.3s @ 50kph, 11.9s @ 60kph		

Results & Live Timing available at – www.tsl-timing.com

Updated - 24/01/2024 11:05

BMCRC THUNDERBIKE SPORT

BMCRC SUPERTWINS

BMCRC FORMULA 400

BMCRC-MRO Championships 2025 - Rnd 2 @ Oulton Park Int

Thunderbike Sport & Supertwins & Formula 400

QUALIFYING - CLASSIFICATION

POS	NO	CL	PIC	NAME	ENTRY	TIME	ON	LAPS	GAP	DIFF	MPH
1	47	TWINS	1	Fenton SEABRIGHT	Aprilia RS 660 - Fhs racing	1:44.904	7	7			92.38
2	179	TWINS	2	James O'MARA	BMW F900R - BRP Machining Ltd - Alton Compressor S	1:47.703	6	8	2.799	2.799	89.98
3	86	TWINS	3	Anthony JOHNSON	BMW F900 - #333 Motorsport NYR Alco	1:47.799	3	9	2.895	0.096	89.90
4	28	TWINS	4	Jack MUIR	Aprilia RS660 -	1:48.882	4	9	3.978	1.083	89.00
5	33	F400	1	David LINDEMANN	Kawasaki ZX4R - Giraffe Decorators	1:49.474	5	8	4.570	0.592	88.52
6	19	F400	2	Craig DANCE	Kawasaki ZX400 RR - 2 brothers scaffolding	1:49.667	5	8	4.763	0.193	88.37
7	818	TWINS	5	Michael BAMPTON	Aprilia RS660 - CalonRacing	1:49.961	5	8	5.057	0.294	88.13
8	76	F400	3	Luca WILKINSON	Kawasaki ZX4RR - Speedy Freight - NW Racing	1:50.962	8	8	6.058	1.001	87.33
9	73	F400	4	Ollie SIMS	- Motorbodies Weston ltd	1:51.268	8	8	6.364	0.306	87.09
10	48		1	Shaun WALLIS	Yamaha R6 - MBC Despatch Racing	1:51.534	4	8	6.630	0.266	86.89
11	54		2	Adam JAMISON	Yamaha R6 - Team AJR	1:51.610	4	5	6.706	0.076	86.83
12	77		3	Joe WHITE	Suzuki GSXR 600 - The Race Shack /Just In Graphics	1:52.153	6	8	7.249	0.543	86.41
13	3	TWINS	6	Oliver ARBON	Suzuki SV650 - TT Plumbing & Heating	1:52.167	8	8	7.263	0.014	86.40
14	95	F400	5	Greg MARSHALL	Kawasaki NINJA 400 - EBCBrakes, Redline, Cobb & Ja	1:52.236	5	8	7.332	0.069	86.34
15	27	TWINS	7	Ben BROWN	Yamaha R7 - Hunts Motorcycles	1:52.763	6	8	7.859	0.527	85.94
16	2	TWINS	8	James SEATH	Aprilia RS660 - Ovenden Earthmoving	1:53.275	8	8	8.371	0.512	85.55
17	161	F400	6	Aleisha LAYTON	Kawasaki NINJA 400 -	1:53.426	5	8	8.522	0.151	85.44
18	5		4	Logan STONE	Yamaha R6 -	1:54.287	8	8	9.383	0.861	84.79
19	115	F400	7	Jake DONKERSLEY	Kawasaki ZX4RR -	1:55.270	7	8	10.366	0.983	84.07
20	994		5	Adrian HOWARD	Suzuki GSXR 600 - Geary Roofing & Building Services	1:55.418	8	8	10.514	0.148	83.96
21	81	TWINS	9	Malvern MAY	Aprilia RS660 - IMP racing	1:55.554	5	5	10.650	0.136	83.86
22	110		6	Sean GOSLING	Yamaha R6 5EB - DMG Construction	1:55.579	4	4	10.675	0.025	83.85
23	8		7	Leigh SMITH	Suzuki GSXR600 - Smiths Mechanical Support Ltd, Lar	1:57.506	6	8	12.602	1.927	82.47
24	69		8	Terry SMITH	Yamaha R6 - IMP Racing	1:57.978	4	8	13.074	0.472	82.14
25	79	F400	8	Sean CRONE	Kawasaki EX - BD Racing	1:58.438	6	8	13.534	0.460	81.82
26	67	TWINS	10	Simon HARVEY	Suzuki SV650 - Retirement Fund Racing	1:58.730	7	8	13.826	0.292	81.62
27	55		9	Magnus MANSON-CHUBB	Kawasaki ZXR400L -	1:59.201	7	8	14.297	0.471	81.30
28	85		10	Andrew KITE	Ducati 749 - Red Rebel Racing	1:59.881	7	7	14.977	0.680	80.84
29	16		11	Greg PYMM	Suzuki GSXR600 - Precision Installations, CMR, Grim F	2:00.072	6	7	15.168	0.191	80.71
30	12	TWINS	11	Andy JACKSON	Kawasaki ER650 - Andy Jackson Racing Club 12	2:00.350	8	8	15.446	0.278	80.52
31	26	F400	9	Damian LEE	Yamaha TZR250 - Leed Autos	2:00.831	7	7	15.927	0.481	80.20
32	157	F400	10	Geoff MOOK	Yamaha TZR 250 -	2:01.274	7	7	16.370	0.443	79.91
33	402		12	Kaine FARR	Suzuki GSXR - The Elms B&B Snetterton	2:01.796	7	7	16.892	0.522	79.56
34	30		13	David LUFF	Suzuki SV 650 - ATP & Sarah O'Neill	2:03.432	3	4	18.528	1.636	78.51
35	40	F400	11	Archie ORMROD	Kawasaki NINJA400 - Prestige Flooring	2:03.560	3	7	18.656	0.128	78.43
36	137		14	Colin McPHERSON	Yamaha R6 -	2:03.573	3	7	18.669	0.013	78.42
37	164	F400	12	George COWIE	Kawasaki NINJA 400 - Faraldo racing	2:03.588	5	7	18.684	0.015	78.41
38	333		15	Andrew HOUGHTON	- Techoir	2:04.788	6	6	19.884	1.200	77.66
39	131		16	Nicholas KINGSTONE	Suzuki GSXR600 -	2:05.289	7	7	20.385	0.501	77.35
40	89		17	Daryl SKINNS	Suzuki GSXR 750 - Target Site Services & Rapid Elect	2:06.057	6	7	21.153	0.768	76.88
41	53		18	Peter HAMMOND	Suzuki SRAD -	2:07.474	7	7	22.570	1.417	76.02
42	50	TWINS	12	Alex TUFNALL	Aprilia RS660 -			0			

Weather / Track : Cloudy / Dry

These results are provisional until the conclusion of any judicial and technical matters.

Date: 04/04/2025 Start: 09:38 Finish: 09:53

Oulton Park International: 2.6920 miles

Clerk Of Course:	Timekeeper: Craig Smith	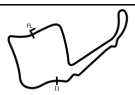

Results can be found at www.tsl-timing.com

Printed - 09:56 Friday, 04 April 2025

BRITISH MOTOR CYCLE RACING CLUB

TSL SPORTS TIMING TIMING SOLUTIONS LTD

MOTORCYCLE RACING ORGANISATION MRO

BMCRC-MRO Championships 2025 - Rnd 2 @ Oulton Park Int

Thunderbike Sport & Supertwins & Formula 400

QUALIFYING - SECTOR ANALYSIS

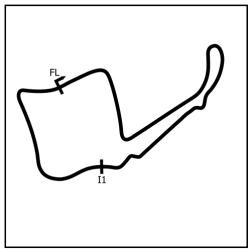

SECTOR 1 = FL to I1, SECTOR 2 = I1 to FL, DIFF = Difference To Personal Best Lap, P = Crossed Finish Line in Pit Lane, D = Time Disallowed

P1 47 TWINS Fenton SEABRIGHT

Aprilia RS 660 - Fhs racing

IDEAL LAP TIME : 1:44.904 BEST LAP TIME : 1:44.904 DIFFERENCE : 0.000

LAP	SECTOR 1	SECTOR 2	LAP TIME	MPH	DIFF	TIME OF DAY
1 -	OUTLAP	30.325	2:06.172	76.81	21.268	09:43:45.402
2 -	1:19.090	29.340	1:48.430	89.37	3.526	09:45:33.832
3 -	1:17.260	29.125	1:46.385 (3)	91.09	1.481	09:47:20.217
4 -	1:18.754	29.349	1:48.103	89.64	3.199	09:49:08.320
5 -	1:16.928	33.027	1:49.955	88.13	5.051	09:50:58.275
6 -	1:16.956	29.110	1:46.066 (2)	91.37	1.162	09:52:44.341
7 -	***1:16.085***	***28.819***	***1:44.904 (1)***	***92.38***		***09:54:29.245***

P2 179 TWINS James O'MARA

BMW F900R - BRP Machining Ltd - Alton Compressor Servicess

IDEAL LAP TIME : 1:47.703 BEST LAP TIME : 1:47.703 DIFFERENCE : 0.000

LAP	SECTOR 1	SECTOR 2	LAP TIME	MPH	DIFF	TIME OF DAY
1 -	1:23.214	30.096	1:53.310	85.52	5.607	09:40:19.492
2 -	1:19.367	29.713	1:49.080 (3)	88.84	1.377	09:42:08.572
3 -	1:18.688	29.787	1:48.475 (2)	89.34	0.772	09:43:57.047
4 -	1:19.061	30.245	1:49.306	88.66	1.603	09:45:46.353
5 -	1:21.534	29.435	1:50.969	87.33	3.266	09:47:37.322
6 -	***1:18.364***	***29.339***	***1:47.703 (1)***	***89.98***		***09:49:25.025***
7 -	1:20.206	30.342	1:50.548	87.66	2.845	09:51:15.573
8 -	1:19.186	IN PIT	2:00.823 P	80.21	13.120	09:53:16.396

P3 86 TWINS Anthony JOHNSON

BMW F900 - #333 Motorsport NYR Alco

IDEAL LAP TIME : 1:47.799 BEST LAP TIME : 1:47.799 DIFFERENCE : 0.000

LAP	SECTOR 1	SECTOR 2	LAP TIME	MPH	DIFF	TIME OF DAY
1 -	1:25.032	29.715	1:54.747	84.45	6.948	09:40:19.693
2 -	1:19.646	29.780	1:49.426	88.56	1.627	09:42:09.119
3 -	***1:18.355***	***29.444***	***1:47.799 (1)***	***89.90***		***09:43:56.918***
4 -	1:19.005	30.164	1:49.169 (3)	88.77	1.370	09:45:46.087
5 -	1:21.126	29.747	1:50.873	87.40	3.074	09:47:36.960
6 -	1:18.530	29.459	1:47.989 (2)	89.74	0.190	09:49:24.949
7 -	1:23.956	31.226	1:55.182	84.13	7.383	09:51:20.131
8 -	1:19.756	29.666	1:49.422	88.56	1.623	09:53:09.553
9 -	1:19.396	30.388	1:49.784	88.27	1.985	09:54:59.337

P4 28 TWINS Jack MUIR

Aprilia RS660 -

IDEAL LAP TIME : 1:48.560 BEST LAP TIME : 1:48.882 DIFFERENCE : 0.322

LAP	SECTOR 1	SECTOR 2	LAP TIME	MPH	DIFF	TIME OF DAY
1 -	1:26.549	31.023	1:57.572	82.42	8.690	09:40:24.695
2 -	1:22.932	30.435	1:53.367	85.48	4.485	09:42:18.062
3 -	1:20.235	29.996	1:50.231	87.91	1.349	09:44:08.293
4 -	***1:19.062***	29.820	***1:48.882 (1)***	***89.00***		***09:45:57.175***
5 -	1:21.440	29.917	1:51.357	87.02	2.475	09:47:48.532
6 -	1:21.206	29.837	1:51.043	87.27	2.161	09:49:39.575
7 -	1:19.103	29.837	1:48.940 (2)	88.96	0.058	09:51:28.515
8 -	1:20.015	***29.498***	1:49.513	88.49	0.631	09:53:18.028
9 -	1:19.399	29.703	1:49.102 (3)	88.82	0.220	09:55:07.130

P5 33 F400 David LINDEMANN

Kawasaki ZX4R - Giraffe Decorators

IDEAL LAP TIME : 1:49.474 BEST LAP TIME : 1:49.474 DIFFERENCE : 0.000

LAP	SECTOR 1	SECTOR 2	LAP TIME	MPH	DIFF	TIME OF DAY
1 -	1:28.413	30.958	1:59.371	81.18	9.897	09:40:36.614
2 -	1:22.111	30.801	1:52.912	85.83	3.438	09:42:29.526
3 -	1:21.975	30.865	1:52.840	85.88	3.366	09:44:22.366
4 -	1:21.343	31.818	1:53.161	85.64	3.687	09:46:15.527
5 -	***1:19.333***	***30.141***	***1:49.474 (1)***	***88.52***		***09:48:05.001***
6 -	1:20.920	31.804	1:52.724	85.97	3.250	09:49:57.725
7 -	1:20.416	30.713	1:51.129 (3)	87.20	1.655	09:51:48.854
8 -	1:19.928	30.301	1:50.229 (2)	87.91	0.755	09:53:39.083

Weather / Track : Cloudy / Dry

Oulton Park International: 2.6920 miles
Date: 04/04/2025 Start: 09:38 Finish: 09:53

BMCRC-MRO Championships 2025 - Rnd 2 @ Oulton Park Int

Thunderbike Sport & Supertwins & Formula 400

QUALIFYING - SECTOR ANALYSIS

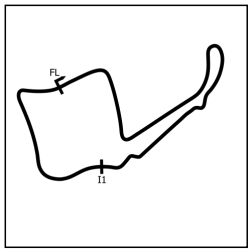

SECTOR 1 = FL to I1, SECTOR 2 = I1 to FL, DIFF = Difference To Personal Best Lap, P = Crossed Finish Line in Pit Lane, D = Time Disallowed

P6 19 F400 Craig DANCE — Kawasaki ZX400 RR - 2 brothers scaffolding

IDEAL LAP TIME : 1:49.667 BEST LAP TIME : 1:49.667 DIFFERENCE : 0.000

LAP	SECTOR 1	SECTOR 2	LAP TIME	MPH	DIFF	TIME OF DAY
1 -	1:27.167	31.386	1:58.553	81.74	8.886	09:40:36.415
2 -	1:22.002	30.916	1:52.918	85.82	3.251	09:42:29.333
3 -	1:20.645	30.358	1:51.003	87.30	1.336	09:44:20.336
4 -	1:20.142	30.256	1:50.398 **(2)**	87.78	0.731	09:46:10.734
5 -	***1:19.501***	***30.166***	***1:49.667 (1)***	***88.37***		***09:48:00.401***
6 -	1:21.354	31.000	1:52.354	86.25	2.687	09:49:52.755
7 -	1:21.248	30.298	1:51.546	86.88	1.879	09:51:44.301
8 -	1:20.293	30.693	1:50.986 **(3)**	87.32	1.319	09:53:35.287

P7 818 TWINS Michael BAMPTON — Aprilia RS660 - CalonRacing

IDEAL LAP TIME : 1:49.961 BEST LAP TIME : 1:49.961 DIFFERENCE : 0.000

LAP	SECTOR 1	SECTOR 2	LAP TIME	MPH	DIFF	TIME OF DAY
1 -	1:30.193	31.442	2:01.635	79.67	11.674	09:40:35.815
2 -	1:22.226	30.534	1:52.760 **(3)**	85.94	2.799	09:42:28.575
3 -	1:22.510	31.137	1:53.647	85.27	3.686	09:44:22.222
4 -	1:20.723	29.911	1:50.634 **(2)**	87.59	0.673	09:46:12.856
5 -	***1:20.088***	***29.873***	***1:49.961 (1)***	***88.13***		***09:48:02.817***
6 -	1:22.668	33.889	1:56.557	83.14	6.596	09:49:59.374
7 -	1:23.074	30.675	1:53.749	85.19	3.788	09:51:53.123
8 -	1:22.821	32.441	1:55.262	84.08	5.301	09:53:48.385

P8 76 F400 Luca WILKINSON — Kawasaki ZX4RR - Speedy Freight - NW Racing

IDEAL LAP TIME : 1:50.962 BEST LAP TIME : 1:50.962 DIFFERENCE : 0.000

LAP	SECTOR 1	SECTOR 2	LAP TIME	MPH	DIFF	TIME OF DAY
1 -	1:29.482	31.810	2:01.292	79.90	10.330	09:40:39.333
2 -	1:23.663	30.772	1:54.435	84.68	3.473	09:42:33.768
3 -	1:22.159	30.733	1:52.892 **(3)**	85.84	1.930	09:44:26.660
4 -	1:21.648	30.546	1:52.194 **(2)**	86.37	1.232	09:46:18.854
5 -	1:22.927	31.070	1:53.997	85.01	3.035	09:48:12.851
6 -	1:24.724	32.369	1:57.093	82.76	6.131	09:50:09.944
7 -	1:22.148	31.555	1:53.703	85.23	2.741	09:52:03.647
8 -	***1:20.737***	***30.225***	***1:50.962 (1)***	***87.33***		***09:53:54.609***

P9 73 F400 Ollie SIMS — - Motorbodies Weston ltd

IDEAL LAP TIME : 1:51.268 BEST LAP TIME : 1:51.268 DIFFERENCE : 0.000

LAP	SECTOR 1	SECTOR 2	LAP TIME	MPH	DIFF	TIME OF DAY
1 -	1:31.254	31.847	2:03.101	78.72	11.833	09:40:39.758
2 -	1:24.238	30.892	1:55.130	84.17	3.862	09:42:34.888
3 -	1:22.291	30.732	1:53.023 **(3)**	85.74	1.755	09:44:27.911
4 -	1:21.645	30.879	1:52.524 **(2)**	86.12	1.256	09:46:20.435
5 -	1:21.995	31.408	1:53.403	85.45	2.135	09:48:13.838
6 -	1:23.336	32.057	1:55.393	83.98	4.125	09:50:09.231
7 -	1:22.097	32.498	1:54.595	84.57	3.327	09:52:03.826
8 -	***1:20.828***	***30.440***	***1:51.268 (1)***	***87.09***		***09:53:55.094***

P10 48 Shaun WALLIS — Yamaha R6 - MBC Despatch Racing

IDEAL LAP TIME : 1:51.534 BEST LAP TIME : 1:51.534 DIFFERENCE : 0.000

LAP	SECTOR 1	SECTOR 2	LAP TIME	MPH	DIFF	TIME OF DAY
1 -	1:27.009	31.770	1:58.779	81.59	7.245	09:40:24.475
2 -	1:21.776	31.175	1:52.951 **(2)**	85.80	1.417	09:42:17.426
3 -	1:22.153	30.831	1:52.984 **(3)**	85.77	1.450	09:44:10.410
4 -	***1:20.872***	***30.662***	***1:51.534 (1)***	***86.89***		***09:46:01.944***
5 -	1:22.638	31.103	1:53.741	85.20	2.207	09:47:55.685
6 -	1:23.463	33.971	1:57.434	82.52	5.900	09:49:53.119
7 -	1:24.068	31.941	1:56.009	83.53	4.475	09:51:49.128
8 -	1:22.028	31.258	1:53.286	85.54	1.752	09:53:42.414

Weather / Track : Cloudy / Dry

Oulton Park International: 2.6920 miles
Date: 04/04/2025 Start: 09:38 Finish: 09:53

BMCRC-MRO Championships 2025 - Rnd 2 @ Oulton Park Int

Thunderbike Sport & Supertwins & Formula 400

QUALIFYING - SECTOR ANALYSIS

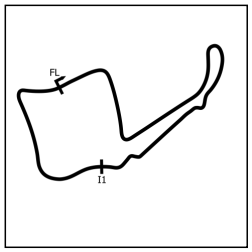

SECTOR 1 = FL to I1, SECTOR 2 = I1 to FL, DIFF = Difference To Personal Best Lap, P = Crossed Finish Line in Pit Lane, D = Time Disallowed

P11 54 Adam JAMISON — Yamaha R6 - Team AJR

IDEAL LAP TIME : 1:51.610 BEST LAP TIME : 1:51.610 DIFFERENCE : 0.000

LAP	SECTOR 1	SECTOR 2	LAP TIME		MPH	DIFF	TIME OF DAY
1 -	1:26.901	31.729	1:58.630		81.69	7.020	09:40:24.614
2 -	1:22.776	30.504	1:53.280	(3)	85.55	1.670	09:42:17.894
3 -	1:22.157	30.519	1:52.676	(2)	86.01	1.066	09:44:10.570
4 -	***1:21.270***	***30.340***	***1:51.610***	***(1)***	***86.83***		***09:46:02.180***
5 -	1:24.300	IN PIT	2:03.455	**P**	78.50	11.845	09:48:05.635

P12 77 Joe WHITE — Suzuki GSXR 600 - The Race Shack /Just In Graphics

IDEAL LAP TIME : 1:52.153 BEST LAP TIME : 1:52.153 DIFFERENCE : 0.000

LAP	SECTOR 1	SECTOR 2	LAP TIME		MPH	DIFF	TIME OF DAY
1 -	1:31.835	31.454	2:03.289		78.60	11.136	09:40:37.314
2 -	1:23.135	30.433	1:53.568		85.33	1.415	09:42:30.882
3 -	1:22.554	30.295	1:52.849	(3)	85.87	0.696	09:44:23.731
4 -	1:22.664	30.207	1:52.871		85.86	0.718	09:46:16.602
5 -	1:22.288	30.164	1:52.452	(2)	86.18	0.299	09:48:09.054
6 -	***1:22.137***	***30.016***	***1:52.153***	***(1)***	***86.41***		***09:50:01.207***
7 -	1:22.524	32.079	1:54.603		84.56	2.450	09:51:55.810
8 -	1:23.908	30.523	1:54.431		84.69	2.278	09:53:50.241

P13 3 TWINS Oliver ARBON — Suzuki SV650 - TT Plumbing & Heating

IDEAL LAP TIME : 1:52.096 BEST LAP TIME : 1:52.167 DIFFERENCE : 0.071

LAP	SECTOR 1	SECTOR 2	LAP TIME		MPH	DIFF	TIME OF DAY
1 -	1:30.833	33.288	2:04.121		78.07	11.954	09:40:45.280
2 -	1:23.567	31.015	1:54.582		84.57	2.415	09:42:39.862
3 -	1:32.782	35.646	2:08.428		75.46	16.261	09:44:48.290
4 -	1:22.294	30.990	1:53.284		85.54	1.117	09:46:41.574
5 -	1:23.336	30.619	1:53.955		85.04	1.788	09:48:35.529
6 -	1:21.967	***30.490***	1:52.457	(2)	86.17	0.290	09:50:27.986
7 -	***1:21.606***	30.861	1:52.467	(3)	86.17	0.300	09:52:20.453
8 -	1:21.611	30.556	***1:52.167***	***(1)***	***86.40***		***09:54:12.620***

P14 95 F400 Greg MARSHALL — Kawasaki NINJA 400 - EBCBrakes, Redline, Cobb & Jagger

IDEAL LAP TIME : 1:52.236 BEST LAP TIME : 1:52.236 DIFFERENCE : 0.000

LAP	SECTOR 1	SECTOR 2	LAP TIME		MPH	DIFF	TIME OF DAY
1 -	1:31.529	32.259	2:03.788		78.28	11.552	09:40:39.632
2 -	1:26.006	31.596	1:57.602		82.40	5.366	09:42:37.234
3 -	1:22.662	31.115	1:53.777		85.17	1.541	09:44:31.011
4 -	1:22.586	30.867	1:53.453	(3)	85.42	1.217	09:46:24.464
5 -	***1:21.579***	***30.657***	***1:52.236***	***(1)***	***86.34***		***09:48:16.700***
6 -	1:22.740	31.783	1:54.523		84.62	2.287	09:50:11.223
7 -	1:22.565	31.323	1:53.888		85.09	1.652	09:52:05.111
8 -	1:22.355	30.687	1:53.042	(2)	85.73	0.806	09:53:58.153

P15 27 TWINS Ben BROWN — Yamaha R7 - Hunts Motorcycles

IDEAL LAP TIME : 1:52.763 BEST LAP TIME : 1:52.763 DIFFERENCE : 0.000

LAP	SECTOR 1	SECTOR 2	LAP TIME		MPH	DIFF	TIME OF DAY
1 -	1:29.602	32.131	2:01.733		79.61	8.970	09:40:50.434
2 -	1:24.207	31.314	1:55.521		83.89	2.758	09:42:45.955
3 -	1:23.938	31.245	1:55.183		84.13	2.420	09:44:41.138
4 -	1:22.186	30.987	1:53.173	(3)	85.63	0.410	09:46:34.311
5 -	1:22.445	30.618	1:53.063	(2)	85.71	0.300	09:48:27.374
6 -	***1:22.168***	***30.595***	***1:52.763***	***(1)***	***85.94***		***09:50:20.137***
7 -	1:23.115	30.951	1:54.066		84.96	1.303	09:52:14.203
8 -	1:22.475	32.499	1:54.974		84.29	2.211	09:54:09.177

BMCRC-MRO Championships 2025 - Rnd 2 @ Oulton Park Int

Thunderbike Sport & Supertwins & Formula 400

QUALIFYING - SECTOR ANALYSIS

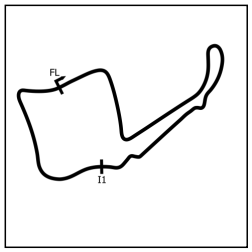

SECTOR 1 = FL to I1, SECTOR 2 = I1 to FL, DIFF = Difference To Personal Best Lap, P = Crossed Finish Line in Pit Lane, D = Time Disallowed

P16 2 TWINS James SEATH — Aprilia RS660 - Ovenden Earthmoving

IDEAL LAP TIME : 1:53.011 BEST LAP TIME : 1:53.275 DIFFERENCE : 0.264

LAP	SECTOR 1	SECTOR 2	LAP TIME	MPH	DIFF	TIME OF DAY
1 -	1:42.841	34.902	2:17.743	70.35	24.468	09:41:24.408
2 -	1:29.934	32.096	2:02.030	79.41	8.755	09:43:26.438
3 -	1:25.906	32.489	1:58.395	81.85	5.120	09:45:24.833
4 -	1:22.760	31.947	1:54.707 (3)	84.48	1.432	09:47:19.540
5 -	1:26.264	32.405	1:58.669	81.66	5.394	09:49:18.209
6 -	1:24.797	31.934	1:56.731	83.02	3.456	09:51:14.940
7 -	1:22.583	***31.180***	1:53.763 (2)	85.18	0.488	09:53:08.703
8 -	***1:21.831***	31.444	***1:53.275 (1)***	***85.55***		***09:55:01.978***

P17 161 F400 Aleisha LAYTON — Kawasaki NINJA 400 -

IDEAL LAP TIME : 1:53.220 BEST LAP TIME : 1:53.426 DIFFERENCE : 0.206

LAP	SECTOR 1	SECTOR 2	LAP TIME	MPH	DIFF	TIME OF DAY
1 -	1:33.533	31.828	2:05.361	77.30	11.935	09:40:42.643
2 -	1:25.933	31.307	1:57.240	82.66	3.814	09:42:39.883
3 -	1:23.642	30.897	1:54.539	84.61	1.113	09:44:34.422
4 -	1:22.937	30.780	1:53.717 (3)	85.22	0.291	09:46:28.139
5 -	***1:22.727***	30.699	***1:53.426 (1)***	***85.44***		***09:48:21.565***
6 -	1:23.362	31.127	1:54.489	84.64	1.063	09:50:16.054
7 -	1:23.145	***30.493***	1:53.638 (2)	85.28	0.212	09:52:09.692
8 -	1:25.405	30.580	1:55.985	83.55	2.559	09:54:05.677

P18 5 Logan STONE — Yamaha R6 -

IDEAL LAP TIME : 1:54.287 BEST LAP TIME : 1:54.287 DIFFERENCE : 0.000

LAP	SECTOR 1	SECTOR 2	LAP TIME	MPH	DIFF	TIME OF DAY
1 -	1:30.761	32.655	2:03.416	78.52	9.129	09:40:54.379
2 -	1:26.002	32.427	1:58.429	81.83	4.142	09:42:52.808
3 -	1:25.514	31.145	1:56.659	83.07	2.372	09:44:49.467
4 -	1:24.084	32.314	1:56.398	83.26	2.111	09:46:45.865
5 -	1:24.487	31.681	1:56.168	83.42	1.881	09:48:42.033
6 -	1:23.490	31.805	1:55.295 (3)	84.05	1.008	09:50:37.328
7 -	1:23.606	31.343	1:54.949 (2)	84.30	0.662	09:52:32.277
8 -	***1:23.226***	***31.061***	***1:54.287 (1)***	***84.79***		***09:54:26.564***

P19 115 F400 Jake DONKERSLEY — Kawasaki ZX4RR -

IDEAL LAP TIME : 1:55.270 BEST LAP TIME : 1:55.270 DIFFERENCE : 0.000

LAP	SECTOR 1	SECTOR 2	LAP TIME	MPH	DIFF	TIME OF DAY
1 -	1:36.001	33.847	2:09.848	74.63	14.578	09:41:00.127
2 -	1:26.934	32.284	1:59.218	81.29	3.948	09:42:59.345
3 -	1:26.509	32.197	1:58.706	81.64	3.436	09:44:58.051
4 -	1:24.780	31.697	1:56.477 (3)	83.20	1.207	09:46:54.528
5 -	1:25.514	31.764	1:57.278	82.63	2.008	09:48:51.806
6 -	1:24.315	33.457	1:57.772	82.28	2.502	09:50:49.578
7 -	***1:23.913***	***31.357***	***1:55.270 (1)***	***84.07***		***09:52:44.848***
8 -	1:24.059	31.497	1:55.556 (2)	83.86	0.286	09:54:40.404

P20 994 Adrian HOWARD — Suzuki GSXR 600 - Geary Roofing & Building Services

IDEAL LAP TIME : 1:55.114 BEST LAP TIME : 1:55.418 DIFFERENCE : 0.304

LAP	SECTOR 1	SECTOR 2	LAP TIME	MPH	DIFF	TIME OF DAY
1 -	1:30.127	32.475	2:02.602	79.04	7.184	09:40:28.992
2 -	1:25.276	31.848	1:57.124	82.74	1.706	09:42:26.116
3 -	1:24.879	31.481	1:56.360	83.28	0.942	09:44:22.476
4 -	1:24.491	***31.095***	1:55.586 (3)	83.84	0.168	09:46:18.062
5 -	***1:24.019***	31.533	1:55.552 (2)	83.86	0.134	09:48:13.614
6 -	1:25.269	31.993	1:57.262	82.64	1.844	09:50:10.876
7 -	1:24.536	31.644	1:56.180	83.41	0.762	09:52:07.056
8 -	1:24.020	31.398	***1:55.418 (1)***	***83.96***		***09:54:02.474***

Weather / Track : Cloudy / Dry

Oulton Park International: 2.6920 miles
Date: 04/04/2025 Start: 09:38 Finish: 09:53

BMCRC-MRO Championships 2025 - Rnd 2 @ Oulton Park Int

Thunderbike Sport & Supertwins & Formula 400

QUALIFYING - SECTOR ANALYSIS

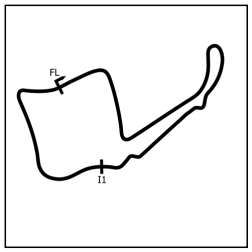

SECTOR 1 = FL to I1, SECTOR 2 = I1 to FL, DIFF = Difference To Personal Best Lap, P = Crossed Finish Line in Pit Lane, D = Time Disallowed

P21 81 TWINS Malvern MAY — Aprilia RS660 - IMP racing

IDEAL LAP TIME : 1:55.490 BEST LAP TIME : 1:55.554 DIFFERENCE : 0.064

LAP	SECTOR 1	SECTOR 2	LAP TIME	MPH	DIFF	TIME OF DAY
1 -	1:34.311	33.519	2:07.830	75.81	12.276	09:40:44.916
2 -	1:25.971	32.712	1:58.683	81.65	3.129	09:42:43.599
3 -	1:26.104	32.047	1:58.151 (3)	82.02	2.597	09:44:41.750
4 -	1:25.091	32.326	1:57.417 (2)	82.53	1.863	09:46:39.167
5 -	1:24.106	***31.448***	***1:55.554 (1)***	***83.86***		***09:48:34.721***

P22 110 Sean GOSLING — Yamaha R6 5EB - DMG Construction

IDEAL LAP TIME : 1:55.579 BEST LAP TIME : 1:55.579 DIFFERENCE : 0.000

LAP	SECTOR 1	SECTOR 2	LAP TIME	MPH	DIFF	TIME OF DAY
1 -	1:31.858	31.870	2:03.728	78.32	8.149	09:41:04.391
2 -	1:25.670	32.373	1:58.043 (3)	82.09	2.464	09:43:02.434
3 -	1:25.910	32.032	1:57.942 (2)	82.17	2.363	09:45:00.376
4 -	***1:23.848***	***31.731***	***1:55.579 (1)***	***83.85***		***09:46:55.955***

P23 8 Leigh SMITH — Suzuki GSXR600 - Smiths Mechanical Support Ltd, Lamonde Au

IDEAL LAP TIME : 1:57.073 BEST LAP TIME : 1:57.506 DIFFERENCE : 0.433

LAP	SECTOR 1	SECTOR 2	LAP TIME	MPH	DIFF	TIME OF DAY
1 -	1:42.669	35.637	2:18.306	70.07	20.800	09:41:10.990
2 -	1:32.995	33.234	2:06.229	76.77	8.723	09:43:17.219
3 -	1:28.336	32.276	2:00.612	80.35	3.106	09:45:17.831
4 -	1:26.150	***31.749***	1:57.899 (2)	82.20	0.393	09:47:15.730
5 -	1:28.532	33.080	2:01.612	79.69	4.106	09:49:17.342
6 -	***1:25.324***	32.182	***1:57.506 (1)***	***82.47***		***09:51:14.848***
7 -	1:26.875	32.312	1:59.187 (3)	81.31	1.681	09:53:14.035
8 -	1:26.394	IN PIT	2:04.188 P	78.03	6.682	09:55:18.223

P24 69 Terry SMITH — Yamaha R6 - IMP Racing

IDEAL LAP TIME : 1:57.978 BEST LAP TIME : 1:57.978 DIFFERENCE : 0.000

LAP	SECTOR 1	SECTOR 2	LAP TIME	MPH	DIFF	TIME OF DAY
1 -	1:32.395	34.341	2:06.736	76.46	8.758	09:40:46.101
2 -	1:25.742	32.772	1:58.514 (2)	81.77	0.536	09:42:44.615
3 -	1:26.167	32.672	1:58.839 (3)	81.54	0.861	09:44:43.454
4 -	***1:25.662***	***32.316***	***1:57.978 (1)***	***82.14***		***09:46:41.432***
5 -	1:26.933	34.975	2:01.908	79.49	3.930	09:48:43.340
6 -	1:31.985	37.278	2:09.263	74.97	11.285	09:50:52.603
7 -	1:26.451	32.448	1:58.899	81.50	0.921	09:52:51.502
8 -	1:27.160	IN PIT	2:10.968 P	73.99	12.990	09:55:02.470

P25 79 F400 Sean CRONE — Kawasaki EX - BD Racing

IDEAL LAP TIME : 1:58.438 BEST LAP TIME : 1:58.438 DIFFERENCE : 0.000

LAP	SECTOR 1	SECTOR 2	LAP TIME	MPH	DIFF	TIME OF DAY
1 -	1:34.983	34.099	2:09.082	75.07	10.644	09:41:00.728
2 -	1:31.601	32.928	2:04.529	77.82	6.091	09:43:05.257
3 -	1:26.051	32.818	1:58.869 (3)	81.52	0.431	09:45:04.126
4 -	1:26.113	32.825	1:58.938	81.48	0.500	09:47:03.064
5 -	1:26.909	32.903	1:59.812	80.88	1.374	09:49:02.876
6 -	***1:25.942***	***32.496***	***1:58.438 (1)***	***81.82***		***09:51:01.314***
7 -	1:26.367	33.399	1:59.766	80.91	1.328	09:53:01.080
8 -	1:26.154	32.594	1:58.748 (2)	81.61	0.310	09:54:59.828

BMCRC-MRO Championships 2025 - Rnd 2 @ Oulton Park Int

Thunderbike Sport & Supertwins & Formula 400

QUALIFYING - SECTOR ANALYSIS

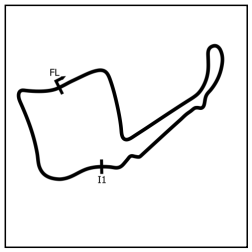

SECTOR 1 = FL to I1, SECTOR 2 = I1 to FL, DIFF = Difference To Personal Best Lap, P = Crossed Finish Line in Pit Lane, D = Time Disallowed

P26 67 TWINS Simon HARVEY

Suzuki SV650 - Retirement Fund Racing

IDEAL LAP TIME : 1:58.493 BEST LAP TIME : 1:58.730 DIFFERENCE : 0.237

LAP	SECTOR 1	SECTOR 2	LAP TIME	MPH	DIFF	TIME OF DAY
1 -	1:35.935	34.220	2:10.155	74.45	11.425	09:40:58.928
2 -	1:28.619	32.720	2:01.339	79.86	2.609	09:43:00.267
3 -	1:27.393	33.008	2:00.401 **(3)**	80.49	1.671	09:45:00.668
4 -	1:27.241	33.340	2:00.581	80.37	1.851	09:47:01.249
5 -	1:27.602	33.361	2:00.963	80.11	2.233	09:49:02.212
6 -	1:27.657	33.391	2:01.048	80.06	2.318	09:51:03.260
7 -	***1:26.197***	32.533	***1:58.730*** **(1)**	***81.62***		***09:53:01.990***
8 -	1:27.438	***32.296***	1:59.734 **(2)**	80.94	1.004	09:55:01.724

P27 55 Magnus MANSON-CHUBB

Kawasaki ZXR400L -

IDEAL LAP TIME : 1:59.201 BEST LAP TIME : 1:59.201 DIFFERENCE : 0.000

LAP	SECTOR 1	SECTOR 2	LAP TIME	MPH	DIFF	TIME OF DAY
1 -	1:34.709	33.583	2:08.292	75.54	9.091	09:41:09.231
2 -	1:28.273	33.085	2:01.358	79.85	2.157	09:43:10.589
3 -	1:28.663	32.847	2:01.510	79.75	2.309	09:45:12.099
4 -	1:28.856	33.707	2:02.563	79.07	3.362	09:47:14.662
5 -	1:28.933	32.845	2:01.778	79.58	2.577	09:49:16.440
6 -	1:27.615	32.862	2:00.477 **(3)**	80.44	1.276	09:51:16.917
7 -	***1:26.714***	***32.487***	***1:59.201*** **(1)**	***81.30***		***09:53:16.118***
8 -	1:26.812	32.571	1:59.383 **(2)**	81.17	0.182	09:55:15.501

P28 85 Andrew KITE

Ducati 749 - Red Rebel Racing

IDEAL LAP TIME : 1:59.784 BEST LAP TIME : 1:59.881 DIFFERENCE : 0.097

LAP	SECTOR 1	SECTOR 2	LAP TIME	MPH	DIFF	TIME OF DAY
1 -	1:44.857	35.052	2:19.909	69.26	20.028	09:41:25.549
2 -	1:37.381	35.157	2:12.538	73.12	12.657	09:43:38.087
3 -	1:31.277	33.359	2:04.636	77.75	4.755	09:45:42.723
4 -	1:29.322	32.833	2:02.155 **(3)**	79.33	2.274	09:47:44.878
5 -	1:29.717	32.879	2:02.596	79.05	2.715	09:49:47.474
6 -	1:28.526	***32.415***	2:00.941 **(2)**	80.13	1.060	09:51:48.415
7 -	***1:27.369***	32.512	***1:59.881*** **(1)**	***80.84***		***09:53:48.296***

P29 16 Greg PYMM

Suzuki GSXR600 - Precision Installations, CMR, Grim Fabricatic

IDEAL LAP TIME : 1:59.511 BEST LAP TIME : 2:00.072 DIFFERENCE : 0.561

LAP	SECTOR 1	SECTOR 2	LAP TIME	MPH	DIFF	TIME OF DAY
1 -	1:35.095	35.524	2:10.619	74.19	10.547	09:41:11.581
2 -	1:32.719	33.546	2:06.265	76.75	6.193	09:43:17.846
3 -	1:28.497	32.725	2:01.222	79.94	1.150	09:45:19.068
4 -	1:28.016	***32.387***	2:00.403 **(2)**	80.49	0.331	09:47:19.471
5 -	1:27.743	32.839	2:00.582 **(3)**	80.37	0.510	09:49:20.053
6 -	***1:27.124***	32.948	***2:00.072*** **(1)**	***80.71***		***09:51:20.125***
7 -	1:28.668	33.519	2:02.187	79.31	2.115	09:53:22.312

P30 12 TWINS Andy JACKSON

Kawasaki ER650 - Andy Jackson Racing Club 12

IDEAL LAP TIME : 2:00.234 BEST LAP TIME : 2:00.350 DIFFERENCE : 0.116

LAP	SECTOR 1	SECTOR 2	LAP TIME	MPH	DIFF	TIME OF DAY
1 -	1:38.304	35.968	2:14.272	72.17	13.922	09:40:38.405
2 -	1:31.813	34.265	2:06.078	76.86	5.728	09:42:44.483
3 -	1:30.190	34.066	2:04.256	77.99	3.906	09:44:48.739
4 -	1:28.407	33.926	2:02.333 **(2)**	79.22	1.983	09:46:51.072
5 -	1:29.392	33.889	2:03.281	78.61	2.931	09:48:54.353
6 -	1:28.874	35.429	2:04.303	77.96	3.953	09:50:58.656
7 -	1:28.915	***33.461***	2:02.376 **(3)**	79.19	2.026	09:53:01.032
8 -	***1:26.773***	33.577	***2:00.350*** **(1)**	***80.52***		***09:55:01.382***

Weather / Track : Cloudy / Dry

Oulton Park International: 2.6920 miles
Date: 04/04/2025 Start: 09:38 Finish: 09:53

BMCRC-MRO Championships 2025 - Rnd 2 @ Oulton Park Int

Thunderbike Sport & Supertwins & Formula 400

QUALIFYING - SECTOR ANALYSIS

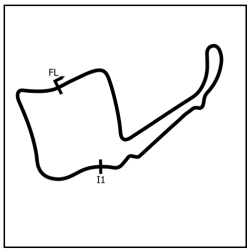

SECTOR 1 = FL to I1, SECTOR 2 = I1 to FL, DIFF = Difference To Personal Best Lap, P = Crossed Finish Line in Pit Lane, D = Time Disallowed

P31 26 F400 Damian LEE — Yamaha TZR250 - Leed Autos

IDEAL LAP TIME : 2:00.831 BEST LAP TIME : 2:00.831 DIFFERENCE : 0.000

LAP	SECTOR 1	SECTOR 2	LAP TIME		MPH	DIFF	TIME OF DAY
1 -	1:44.679	35.604	2:20.283		69.08	19.452	09:41:27.256
2 -	1:35.870	35.300	2:11.170		73.88	10.339	09:43:38.426
3 -	1:31.944	33.836	2:05.780		77.04	4.949	09:45:44.206
4 -	1:29.537	33.519	2:03.056	(3)	78.75	2.225	09:47:47.262
5 -	1:29.873	33.515	2:03.388		78.54	2.557	09:49:50.650
6 -	1:28.231	33.371	2:01.602	(2)	79.69	0.771	09:51:52.252
7 -	***1:27.874***	***32.957***	***2:00.831***	**(1)**	***80.20***		***09:53:53.083***

P32 157 F400 Geoff MOOK — Yamaha TZR 250 -

IDEAL LAP TIME : 2:00.474 BEST LAP TIME : 2:01.274 DIFFERENCE : 0.800

LAP	SECTOR 1	SECTOR 2	LAP TIME		MPH	DIFF	TIME OF DAY
1 -	1:45.817	35.729	2:21.546		68.46	20.272	09:41:26.976
2 -	1:33.440	35.309	2:08.749		75.27	7.475	09:43:35.725
3 -	1:32.988	34.769	2:07.757		75.85	6.483	09:45:43.482
4 -	1:29.834	33.251	2:03.085	(3)	78.73	1.811	09:47:46.567
5 -	1:29.842	33.262	2:03.104		78.72	1.830	09:49:49.671
6 -	1:28.587	***32.794***	2:01.381	(2)	79.84	0.107	09:51:51.052
7 -	***1:27.680***	33.594	***2:01.274***	**(1)**	***79.91***		***09:53:52.326***

P33 402 Kaine FARR — Suzuki GSXR - The Elms B&B Snetterton

IDEAL LAP TIME : 2:01.796 BEST LAP TIME : 2:01.796 DIFFERENCE : 0.000

LAP	SECTOR 1	SECTOR 2	LAP TIME		MPH	DIFF	TIME OF DAY
1 -	1:44.338	36.616	2:20.954		68.75	19.158	09:41:23.511
2 -	1:34.629	34.883	2:09.512		74.82	7.716	09:43:33.023
3 -	1:31.246	34.292	2:05.538	(3)	77.19	3.742	09:45:38.561
4 -	1:30.218	34.329	2:04.547	(2)	77.81	2.751	09:47:43.108
5 -	1:34.273	39.929	2:14.202		72.21	12.406	09:49:57.310
6 -	1:36.326	34.696	2:11.022		73.96	9.226	09:52:08.332
7 -	***1:27.934***	***33.862***	***2:01.796***	**(1)**	***79.56***		***09:54:10.128***

P34 30 David LUFF — Suzuki SV 650 - ATP & Sarah O'Neill

IDEAL LAP TIME : 2:02.294 BEST LAP TIME : 2:03.432 DIFFERENCE : 1.138

LAP	SECTOR 1	SECTOR 2	LAP TIME		MPH	DIFF	TIME OF DAY
1 -	1:41.293	34.203	2:15.496	(3)	71.52	12.064	09:41:18.777
2 -	1:30.416	***33.395***	2:03.811	(2)	78.27	0.379	09:43:22.588
3 -	1:29.612	33.820	***2:03.432***	**(1)**	***78.51***		***09:45:26.020***
4 -	***1:28.899***	IN PIT	2:07.159	**P**	76.21	3.727	09:47:33.179

P35 40 F400 Archie ORMROD — Kawasaki NINJA400 - Prestige Flooring

IDEAL LAP TIME : 2:03.540 BEST LAP TIME : 2:03.560 DIFFERENCE : 0.020

LAP	SECTOR 1	SECTOR 2	LAP TIME		MPH	DIFF	TIME OF DAY
1 -	1:36.989	34.366	2:11.355		73.77	7.795	09:41:00.540
2 -	1:32.334	33.821	2:06.155		76.82	2.595	09:43:06.695
3 -	***1:29.984***	33.576	***2:03.560***	**(1)**	***78.43***		***09:45:10.255***
4 -	1:31.052	33.800	2:04.852		77.62	1.292	09:47:15.107
5 -	1:30.949	33.566	2:04.515		77.83	0.955	09:49:19.622
6 -	1:30.621	33.836	2:04.457	(3)	77.86	0.897	09:51:24.079
7 -	1:30.306	***33.556***	2:03.862	(2)	78.24	0.302	09:53:27.941

BMCRC-MRO Championships 2025 - Rnd 2 @ Oulton Park Int

Thunderbike Sport & Supertwins & Formula 400

QUALIFYING - SECTOR ANALYSIS

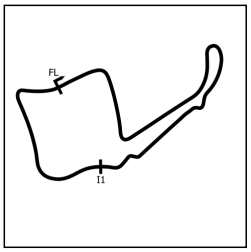

SECTOR 1 = FL to I1, SECTOR 2 = I1 to FL, DIFF = Difference To Personal Best Lap, P = Crossed Finish Line in Pit Lane, D = Time Disallowed

P36 137 Colin McPHERSON Yamaha R6 -

IDEAL LAP TIME : 2:03.207 BEST LAP TIME : 2:03.573 DIFFERENCE : 0.366

LAP	SECTOR 1	SECTOR 2	LAP TIME	MPH	DIFF	TIME OF DAY
1 -	1:36.532	33.988	2:10.520	74.25	6.947	09:41:01.111
2 -	1:31.495	33.623	2:05.118	77.45	1.545	09:43:06.229
3 -	***1:29.594***	33.979	***2:03.573 (1)***	***78.42***		***09:45:09.802***
4 -	1:30.789	33.820	2:04.609	77.77	1.036	09:47:14.411
5 -	1:30.682	34.060	2:04.742	77.69	1.169	09:49:19.153
6 -	1:30.260	34.080	2:04.340 (3)	77.94	0.767	09:51:23.493
7 -	1:30.394	***33.613***	2:04.007 (2)	78.15	0.434	09:53:27.500

P37 164 F400 George COWIE Kawasaki NINJA 400 - Faraldo racing

IDEAL LAP TIME : 2:03.440 BEST LAP TIME : 2:03.588 DIFFERENCE : 0.148

LAP	SECTOR 1	SECTOR 2	LAP TIME	MPH	DIFF	TIME OF DAY
1 -	1:45.261	35.965	2:21.226	68.62	17.638	09:41:28.829
2 -	1:35.538	35.402	2:10.940	74.01	7.352	09:43:39.769
3 -	1:36.855	34.582	2:11.437	73.73	7.849	09:45:51.206
4 -	1:30.599	***34.090***	2:04.689 (2)	77.72	1.101	09:47:55.895
5 -	***1:29.350***	34.238	***2:03.588 (1)***	***78.41***		***09:49:59.483***
6 -	1:31.252	34.588	2:05.840 (3)	77.01	2.252	09:52:05.323
7 -	1:31.177	35.435	2:06.612	76.54	3.024	09:54:11.935

P38 333 Andrew HOUGHTON - Techoir

IDEAL LAP TIME : 2:04.788 BEST LAP TIME : 2:04.788 DIFFERENCE : 0.000

LAP	SECTOR 1	SECTOR 2	LAP TIME	MPH	DIFF	TIME OF DAY
1 -	1:33.299	35.323	2:08.622	75.34	3.834	09:42:56.040
2 -	1:33.894	34.901	2:08.795	75.24	4.007	09:45:04.835
3 -	1:31.786	34.840	2:06.626 (2)	76.53	1.838	09:47:11.461
4 -	1:32.196	34.861	2:07.057 (3)	76.27	2.269	09:49:18.518
5 -	1:32.590	34.843	2:07.433	76.05	2.645	09:51:25.951
6 -	***1:30.653***	***34.135***	***2:04.788 (1)***	***77.66***		***09:53:30.739***

P39 131 Nicholas KINGSTONE Suzuki GSXR600 -

IDEAL LAP TIME : 2:05.185 BEST LAP TIME : 2:05.289 DIFFERENCE : 0.104

LAP	SECTOR 1	SECTOR 2	LAP TIME	MPH	DIFF	TIME OF DAY
1 -	1:44.231	36.516	2:20.747	68.85	15.458	09:41:24.703
2 -	1:34.959	35.466	2:10.425	74.30	5.136	09:43:35.128
3 -	1:32.825	36.861	2:09.686	74.72	4.397	09:45:44.814
4 -	1:32.716	34.816	2:07.532	75.99	2.243	09:47:52.346
5 -	1:31.715	34.682	2:06.397 (3)	76.67	1.108	09:49:58.743
6 -	***1:31.267***	34.452	2:05.719 (2)	77.08	0.430	09:52:04.462
7 -	1:31.371	***33.918***	***2:05.289 (1)***	***77.35***		***09:54:09.751***

P40 89 Daryl SKINNS Suzuki GSXR 750 - Target Site Services & Rapid Electrical

IDEAL LAP TIME : 2:06.000 BEST LAP TIME : 2:06.057 DIFFERENCE : 0.057

LAP	SECTOR 1	SECTOR 2	LAP TIME	MPH	DIFF	TIME OF DAY
1 -	1:46.104	36.921	2:23.025	67.75	16.968	09:41:26.586
2 -	1:37.432	35.245	2:12.677	73.04	6.620	09:43:39.263
3 -	1:37.643	34.788	2:12.431	73.18	6.374	09:45:51.694
4 -	1:36.461	34.496	2:10.957	74.00	4.900	09:48:02.651
5 -	1:33.981	34.752	2:08.733 (3)	75.28	2.676	09:50:11.384
6 -	1:32.137	***33.920***	***2:06.057 (1)***	***76.88***		***09:52:17.441***
7 -	***1:32.080***	34.472	2:06.552 (2)	76.57	0.495	09:54:23.993

BMCRC-MRO Championships 2025 - Rnd 2 @ Oulton Park Int

Thunderbike Sport & Supertwins & Formula 400

QUALIFYING - SECTOR ANALYSIS

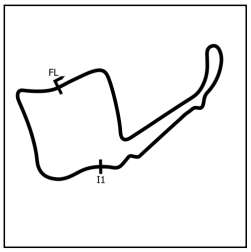

SECTOR 1 = FL to I1, SECTOR 2 = I1 to FL, DIFF = Difference To Personal Best Lap, P = Crossed Finish Line in Pit Lane, D = Time Disallowed

P41 53 Peter HAMMOND Suzuki SRAD -

IDEAL LAP TIME : 2:07.474 BEST LAP TIME : 2:07.474 DIFFERENCE : 0.000

LAP	SECTOR 1	SECTOR 2	LAP TIME	MPH	DIFF	TIME OF DAY
1 -	1:43.776	36.786	2:20.562	68.94	13.088	09:41:24.306
2 -	1:37.982	35.400	2:13.382	72.65	5.908	09:43:37.688
3 -	1:37.957	35.075	2:13.032	72.84	5.558	09:45:50.720
4 -	1:36.694	34.646	2:11.340	73.78	3.866	09:48:02.060
5 -	1:34.997	35.226	2:10.223 **(3)**	74.42	2.749	09:50:12.283
6 -	1:33.938	34.386	2:08.324 **(2)**	75.52	0.850	09:52:20.607
7 -	***1:33.221***	***34.253***	***2:07.474*** **(1)**	***76.02***		***09:54:28.081***

Weather / Track : Cloudy / Dry

Oulton Park International: 2.6920 miles
Date: 04/04/2025 Start: 09:38 Finish: 09:53

BMCRC-MRO Championships 2025 - Rnd 2 @ Oulton Park Int

Thunderbike Sport & Supertwins & Formula 400

QUALIFYING - BEST SECTORS

	SECTOR 1		SECTOR 2	
POS	NO	TIME	NO	TIME
1	47	1:16.085	47	28.819
2	86	1:18.355	179	29.339
3	179	1:18.364	86	29.444
4	28	1:19.062	28	29.498
5	33	1:19.333	818	29.873
6	19	1:19.501	77	30.016
7	818	1:20.088	33	30.141
8	76	1:20.737	19	30.166
9	73	1:20.828	76	30.225
10	48	1:20.872	54	30.340
11	54	1:21.270	73	30.440
12	95	1:21.579	3	30.490
13	3	1:21.606	161	30.493
14	2	1:21.831	27	30.595
15	77	1:22.137	95	30.657
16	27	1:22.168	48	30.662
17	161	1:22.727	5	31.061
18	5	1:23.226	994	31.095
19	110	1:23.848	2	31.180
20	115	1:23.913	115	31.357
21	994	1:24.019	81	31.448
22	81	1:24.042	110	31.731
23	8	1:25.324	8	31.749
24	69	1:25.662	67	32.296
25	79	1:25.942	69	32.316
26	67	1:26.197	16	32.387
27	55	1:26.714	85	32.415
28	12	1:26.773	55	32.487
29	16	1:27.124	79	32.496
30	85	1:27.369	157	32.794
31	157	1:27.680	26	32.957
32	26	1:27.874	30	33.395
33	402	1:27.934	12	33.461
34	30	1:28.899	40	33.556
35	164	1:29.350	137	33.613
36	137	1:29.594	402	33.862
37	40	1:29.984	131	33.918
38	333	1:30.653	89	33.920
39	131	1:31.267	164	34.090
40	89	1:32.080	333	34.135
41	53	1:33.221	53	34.253
42				

IDEAL / BEST COMPARISON

POS	NO	NAME	IDEAL	BEST	DIFF
		PERFECT LAP	1:44.904		
1	47	SEABRIGHT	1:44.904	1:44.904	0.000
2	179	O'MARA	1:47.703	1:47.703	0.000
3	86	JOHNSON	1:47.799	1:47.799	0.000
4	28	MUIR	1:48.560	1:48.882	0.322
5	33	LINDEMANN	1:49.474	1:49.474	0.000
6	19	DANCE	1:49.667	1:49.667	0.000
7	818	BAMPTON	1:49.961	1:49.961	0.000
8	76	WILKINSON	1:50.962	1:50.962	0.000
9	73	SIMS	1:51.268	1:51.268	0.000
10	48	WALLIS	1:51.534	1:51.534	0.000
11	54	JAMISON	1:51.610	1:51.610	0.000
12	3	ARBON	1:52.096	1:52.167	0.071
13	77	WHITE	1:52.153	1:52.153	0.000
14	95	MARSHALL	1:52.236	1:52.236	0.000
15	27	BROWN	1:52.763	1:52.763	0.000
16	2	SEATH	1:53.011	1:53.275	0.264
17	161	LAYTON	1:53.220	1:53.426	0.206
18	5	STONE	1:54.287	1:54.287	0.000
19	994	HOWARD	1:55.114	1:55.418	0.304
20	115	DONKERSLEY	1:55.270	1:55.270	0.000
21	81	MAY	1:55.490	1:55.554	0.064
22	110	GOSLING	1:55.579	1:55.579	0.000
23	8	SMITH	1:57.073	1:57.506	0.433
24	69	SMITH	1:57.978	1:57.978	0.000
25	79	CRONE	1:58.438	1:58.438	0.000
26	67	HARVEY	1:58.493	1:58.730	0.237
27	55	MANSON-CHUBB	1:59.201	1:59.201	0.000
28	16	PYMM	1:59.511	2:00.072	0.561
29	85	KITE	1:59.784	1:59.881	0.097
30	12	JACKSON	2:00.234	2:00.350	0.116
31	157	MOOK	2:00.474	2:01.274	0.800
32	26	LEE	2:00.831	2:00.831	0.000
33	402	FARR	2:01.796	2:01.796	0.000
34	30	LUFF	2:02.294	2:03.432	1.138
35	137	McPHERSON	2:03.207	2:03.573	0.366
36	164	COWIE	2:03.440	2:03.588	0.148
37	40	ORMROD	2:03.540	2:03.560	0.020
38	333	HOUGHTON	2:04.788	2:04.788	0.000
39	131	KINGSTONE	2:05.185	2:05.289	0.104
40	89	SKINNS	2:06.000	2:06.057	0.057
41	53	HAMMOND	2:07.474	2:07.474	0.000

Weather / Track : Cloudy / Dry

Oulton Park International: 2.6920 miles
Date: 04/04/2025 Start: 09:38 Finish: 09:53

Results can be found at www.tsl-timing.com

Printed - 09:56 Friday, 04 April 2025

BMCRC-MRO Championships 2025 - Rnd 2 @ Oulton Park Int

Thunderbike Sport & Supertwins & Formula 400

QUALIFYING - STATISTICS

Competitors Started	42
Planned Start	2025-04-04 @ 09:40:00.000
Actual Start	2025-04-04 @ 09:38:17.568
Finish Time	2025-04-04 @ 09:53:19.884
Track Length	2.6920mi.
Total Laps	302
Total Distance Covered	812.9926mi.

Session Fastest Lap History

NO	CL	NAME	LAP TIME	TIME OF DAY	LAP	VEHICLE
179	TWINS	**James O'MARA**	**1:53.310**	09:40:19.503	1	BMW F900R
179	TWINS	**James O'MARA**	**1:49.080**	09:42:08.583	2	BMW F900R
86	TWINS	**Anthony JOHNSON**	**1:47.799**	09:43:56.924	3	BMW F900
47	TWINS	**Fenton SEABRIGHT**	**1:46.385**	09:47:20.238	3	Aprilia RS 660
47	TWINS	**Fenton SEABRIGHT**	**1:46.066**	09:52:44.361	6	Aprilia RS 660
47	TWINS	**Fenton SEABRIGHT**	**1:44.904**	09:54:29.265	7	Aprilia RS 660

Flag History

TYPE	TIME OF DAY
GREEN	09:38:17.568
FINISH	09:53:19.884

Flag Statistics

TYPE	COUNT	TOTAL LAPS	TOTAL TIME
Green	1	9	17:18.644
Red	0	0	0.000
Safety Car	0	0	0.000
FCY	0	0	0.000

Weather / Track : Cloudy / Dry

Oulton Park International: 2.6920 miles
Date: 04/04/2025 Start: 09:38 Finish: 09:53

BMCRC-MRO Championships 2025 - Rnd 2 @ Oulton Park Int

Thunderbike Sport & Supertwins & Formula 400

QUALIFYING - STATISTICS

CLASS : 18 Starters

Fastest Lap History

NO	NAME	LAP TIME	TIME OF DAY	LAP	VEHICLE
48	**Shaun WALLIS**	**1:58.779**	09:40:24.475	1	Yamaha R6
54	**Adam JAMISON**	**1:58.630**	09:40:24.613	1	Yamaha R6
48	**Shaun WALLIS**	**1:52.951**	09:42:17.426	2	Yamaha R6
54	**Adam JAMISON**	**1:52.676**	09:44:10.565	3	Yamaha R6
48	**Shaun WALLIS**	**1:51.534**	09:46:01.944	4	Yamaha R6

Weather / Track : Cloudy / Dry

Oulton Park International: 2.6920 miles
Date: 04/04/2025 Start: 09:38 Finish: 09:53

BMCRC-MRO Championships 2025 - Rnd 2 @ Oulton Park Int

Thunderbike Sport & Supertwins & Formula 400

QUALIFYING - STATISTICS

CLASS : TWINS

12 Starters

Fastest Lap History

NO	NAME	LAP TIME	TIME OF DAY	LAP	VEHICLE
179	**James O'MARA**	**1:53.310**	09:40:19.503	1	BMW F900R
179	**James O'MARA**	**1:49.080**	09:42:08.583	2	BMW F900R
86	**Anthony JOHNSON**	**1:47.799**	09:43:56.924	3	BMW F900
47	**Fenton SEABRIGHT**	**1:46.385**	09:47:20.238	3	Aprilia RS 660
47	**Fenton SEABRIGHT**	**1:46.066**	09:52:44.361	6	Aprilia RS 660
47	**Fenton SEABRIGHT**	**1:44.904**	09:54:29.265	7	Aprilia RS 660

Weather / Track : Cloudy / Dry

Oulton Park International: 2.6920 miles
Date: 04/04/2025 Start: 09:38 Finish: 09:53

BMCRC-MRO Championships 2025 - Rnd 2 @ Oulton Park Int

Thunderbike Sport & Supertwins & Formula 400

QUALIFYING - STATISTICS

CLASS : F400

12 Starters

Fastest Lap History

NO	NAME	LAP TIME	TIME OF DAY	LAP	VEHICLE
19	**Craig DANCE**	**1:58.553**	09:40:36.439	1	Kawasaki ZX400 RR
19	**Craig DANCE**	**1:52.918**	09:42:29.356	2	Kawasaki ZX400 RR
33	**David LINDEMANN**	**1:52.912**	09:42:29.538	2	Kawasaki ZX4R
19	**Craig DANCE**	**1:51.003**	09:44:20.357	3	Kawasaki ZX400 RR
19	**Craig DANCE**	**1:50.398**	09:46:10.755	4	Kawasaki ZX400 RR
19	**Craig DANCE**	**1:49.667**	09:48:00.422	5	Kawasaki ZX400 RR
33	**David LINDEMANN**	**1:49.474**	09:48:05.014	5	Kawasaki ZX4R

Weather / Track : Cloudy / Dry

Oulton Park International: 2.6920 miles
Date: 04/04/2025 Start: 09:38 Finish: 09:53

BMCRC THUNDERBIKE SPORT

BMCRC SUPERTWINS

BMCRC FORMULA 400

BMCRC-MRO Championships 2025 - Rnd 2 @ Oulton Park Int

Thunderbike Sport & Supertwins & Formula 400

RACE 3 - GRID (7 Laps)

ROW 14	42	50	Alex TUFNALL	41	53	Peter HAMMOND (2:07.474)	40	89 Daryl SKINNS (2:06.057)
ROW 13	39	131	Nicholas KINGSTONE (2:05.289)	38	333	Andrew HOUGHTON (2:04.788)	37	164 George COWIE (2:03.588)
ROW 12	36	137	Colin McPHERSON (2:03.573)	35	40	Archie ORMROD (2:03.560)	34	30 David LUFF (2:03.432)
ROW 11	33	402	Kaine FARR (2:01.796)	32	157	Geoff MOOK (2:01.274)	31	26 Damian LEE (2:00.831)
ROW 10	30	12	Andy JACKSON (2:00.350)	29	16	Greg PYMM (2:00.072)	28	85 Andrew KITE (1:59.881)
ROW 9	27	55	Magnus MANSON-CHUBB (1:59.201)	26	67	Simon HARVEY (1:58.730)	25	79 Sean CRONE (1:58.438)
ROW 8	24	69	Terry SMITH (1:57.978)	23	8	Leigh SMITH (1:57.506)	22	110 Sean GOSLING (1:55.579)
ROW 7	21	81	Malvern MAY (1:55.554)	20	994	Adrian HOWARD (1:55.418)	19	115 Jake DONKERSLEY (1:55.270)
ROW 6	18	5	Logan STONE (1:54.287)	17	161	Aleisha LAYTON (1:53.426)	16	2 James SEATH (1:53.275)
ROW 5	15	27	Ben BROWN (1:52.763)	14	95	Greg MARSHALL (1:52.236)	13	3 Oliver ARBON (1:52.167)
ROW 4	12	77	Joe WHITE (1:52.153)	11	54	Adam JAMISON (1:51.610)	10	48 Shaun WALLIS (1:51.534)
ROW 3	9	73	Ollie SIMS (1:51.268)	8	76	Luca WILKINSON (1:50.962)	7	818 Michael BAMPTON (1:49.961)
ROW 2	6	19	Craig DANCE (1:49.667)	5	33	David LINDEMANN (1:49.474)	4	28 Jack MUIR (1:48.882)
ROW 1	3	86	Anthony JOHNSON (1:47.799)	2	179	James O'MARA (1:47.703)	1	47 Fenton SEABRIGHT (1:44.904)

Pole

These results are provisional until the conclusion of any judicial and technical matters.

Oulton Park International: 2.6920 miles

Clerk Of Course:	Timekeeper: Craig Smith	

Results can be found at www.tsl-timing.com

Printed - 09:57 Friday, 04 April 2025

BMCRC THUNDERBIKE SPORT

BMCRC SUPERTWINS

BMCRC FORMULA 400

BMCRC-MRO Championships 2025 - Rnd 2 @ Oulton Park Int

Thunderbike Sport & Supertwins & Formula 400

RACE 3 - CLASSIFICATION

Race Distance: 8 Laps / 21.53 miles

POS	NO	CL	PIC	NAME	ENTRY	LAPS	TIME	GAP	DIFF	MPH	BEST	ON	GRD	↑↓
1	47	TWINS	1	Fenton SEABRIGHT	Aprilia RS 660 - Fhs racing	8	14:23.222			89.81	1:44.547	4	1	0
2	179	TWINS	2	James O'MARA	BMW F900R - BRP Machining Ltd - Alton Compressor Servi	8	14:29.090	5.868	5.868	89.20	1:47.290	6	2	0
3	86	TWINS	3	Anthony JOHNSON	BMW F900 - #333 Motorsport NYR Alco	8	14:30.721	7.499	1.631	89.04	1:47.426	5	3	0
4	28	TWINS	4	Jack MUIR	Aprilia RS660 -	8	14:31.016	7.794	0.295	89.01	1:47.310	7	4	0
5	33	F400	1	David LINDEMANN	Kawasaki ZX4R - Giraffe Decorators	8	14:42.323	19.101	11.307	87.87	1:49.018	6	5	0
6	19	F400	2	Craig DANCE	Kawasaki ZX400 RR - 2 brothers scaffolding	8	14:46.853	23.631	4.530	87.42	1:49.561	5	6	0
7	818	TWINS	5	Michael BAMPTON	Aprilia RS660 - CalonRacing	8	14:49.607	26.385	2.754	87.15	1:49.013	4	7	0
8	77		1	Joe WHITE	Suzuki GSXR 600 - The Race Shack /Just In Graphics	8	14:57.102	33.880	7.495	86.42	1:50.756	6	12	4
9	76	F400	3	Luca WILKINSON	Kawasaki ZX4RR - Speedy Freight - NW Racing	8	15:05.932	42.710	8.830	85.58	1:51.361	6	8	-1
10	54		2	Adam JAMISON	Yamaha R6 - Team AJR	8	15:06.751	43.529	0.819	85.50	1:51.061	3	11	1
11	95	F400	4	Greg MARSHALL	Kawasaki NINJA 400 - EBCBrakes, Redline, Cobb & Jagger	8	15:07.081	43.859	0.330	85.47	1:50.822	6	14	3
12	161	F400	5	Aleisha LAYTON	Kawasaki NINJA 400 -	8	15:08.371	45.149	1.290	85.35	1:51.131	7	17	5
13	27	TWINS	6	Ben BROWN	Yamaha R7 - Hunts Motorcycles	8	15:08.415	45.193	0.044	85.34	1:50.949	7	15	2
14	73	F400	6	Ollie SIMS	- Motorbodies Weston ltd	8	15:08.904	45.682	0.489	85.30	1:51.278	7	9	-5
15	110		3	Sean GOSLING	Yamaha R6 5EB - DMG Construction	8	15:17.720	54.498	8.816	84.48	1:53.057	7	22	7
16	994		4	Adrian HOWARD	Suzuki GSXR 600 - Geary Roofing & Building Services	8	15:17.926	54.704	0.206	84.46	1:52.866	3	20	4
17	5		5	Logan STONE	Yamaha R6 -	8	15:18.097	54.875	0.171	84.44	1:52.261	7	18	1
18	2	TWINS	7	James SEATH	Aprilia RS660 - Ovenden Earthmoving	8	15:20.416	57.194	2.319	84.23	1:52.800	4	16	-2
19	81	TWINS	8	Malvern MAY	Aprilia RS660 - IMP racing	8	15:20.460	57.238	0.044	84.23	1:52.823	5	21	2
20	8		6	Leigh SMITH	Suzuki GSXR600 - Smiths Mechanical Support Ltd, Lamond	8	15:32.379	1:09.157	11.919	83.15	1:54.106	7	23	3
21	69		7	Terry SMITH	Yamaha R6 - IMP Racing	8	15:33.001	1:09.779	0.622	83.09	1:53.674	7	24	3
22	115*	F400	7	Jake DONKERSLEY	Kawasaki ZX4RR -	8	15:41.184	1:17.962	8.183	82.37	1:54.381	2	19	-3
23	16		8	Greg PYMM	Suzuki GSXR600 - Precision Installations, CMR, Grim Fabri	8	16:05.240	1:42.018	24.056	80.32	1:58.409	7	29	6
24	67	TWINS	9	Simon HARVEY	Suzuki SV650 - Retirement Fund Racing	8	16:05.372	1:42.150	0.132	80.31	1:58.293	2	26	2
25	30		9	David LUFF	Suzuki SV 650 - ATP & Sarah O'Neill	8	16:17.001	1:53.779	11.629	79.35	1:59.726	6	34	9
26	55		10	Magnus MANSON-CHUBB	Kawasaki ZXR400L -	8	16:19.104	1:55.882	2.103	79.18	2:00.437	8	27	1
27	85		11	Andrew KITE	Ducati 749 - Red Rebel Racing	7	14:25.083	1 Lap	1 Lap	78.41	1:58.831	6	28	1
28	157	F400	8	Geoff MOOK	Yamaha TZR 250 -	7	14:26.640	1 Lap	1.557	78.27	2:01.717	6	32	4
29	12	TWINS	10	Andy JACKSON	Kawasaki ER650 - Andy Jackson Racing Club 12	7	14:30.290	1 Lap	3.650	77.94	2:00.663	7	30	1
30	137		12	Colin McPHERSON	Yamaha R6 -	7	14:34.945	1 Lap	4.655	77.53	2:02.047	6	36	6
31	131		13	Nicholas KINGSTONE	Suzuki GSXR600 -	7	14:35.255	1 Lap	0.310	77.50	1:59.159	6	39	8
32	402		14	Kaine FARR	Suzuki GSXR - The Elms B&B Snetterton	7	14:35.424	1 Lap	0.169	77.49	2:02.282	7	33	1
33	333		15	Andrew HOUGHTON	- Techoir	7	14:57.508	1 Lap	22.084	75.58	2:06.336	2	38	5
34	89		16	Daryl SKINNS	Suzuki GSXR 750 - Target Site Services & Rapid Electrical	7	15:03.091	1 Lap	5.583	75.11	2:06.404	7	40	6
35	53		17	Peter HAMMOND	Suzuki SRAD -	7	15:15.850	1 Lap	12.759	74.07	2:08.463	6	41	6

NOT CLASSIFIED

DNF	3	TWINS		Oliver ARBON	Suzuki SV650 - TT Plumbing & Heating	7	12:56.373	1 Lap		87.37	1:48.978	4	13	
DNF	26	F400		Damian LEE	Yamaha TZR250 - Leed Autos	3	6:54.763	5 Laps	4 Laps	70.09	2:02.743	2	31	
DNF	40	F400		Archie ORMROD	Kawasaki NINJA400 - Prestige Flooring	2	4:25.057	6 Laps	1 Lap	73.12	2:07.267	2	35	
DNF	79	F400		Sean CRONE	Kawasaki EX - BD Racing	1	2:24.519	7 Laps	1 Lap	67.05			25	
DNF	48			Shaun WALLIS	Yamaha R6 - MBC Despatch Racing	0							10	

FASTEST LAP

47	TWINS	Fenton SEABRIGHT	Aprilia RS 660 - Fhs racing	4	1:44.547	92.69 mph	149.18 kph
33	F400	David LINDEMANN	Kawasaki ZX4R - Giraffe Decorators	6	1:49.018	88.89 mph	143.06 kph
77		Joe WHITE	Suzuki GSXR 600 - The Race Shack /Just In Graphics	6	1:50.756	87.50 mph	140.81 kph

#115 - 10 Second Jump Start Penalty
Class TWINS - 92.5% of Race Speed = 83.07 mph
Class F400 - 92.5% of Race Speed = 81.27 mph
Class - 92.5% of Race Speed = 79.93 mph

Weather / Track : Sunny / Dry
These results are provisional until the conclusion of any judicial and technical matters.

Date: 04/04/2025 Start: 14:06 Finish: 14:21
Oulton Park International: 2.6920 miles

Clerk Of Course:

Timekeeper: Craig Smith

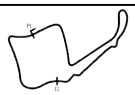

Results can be found at www.tsl-timing.com

Printed - 14:28 Friday, 04 April 2025

BMCRC-MRO Championships 2025 - Rnd 2 @ Oulton Park Int

Thunderbike Sport & Supertwins & Formula 400

RACE 3 - LAP CHART

LAP 1 @ 14:08:38.993

NO	BEHIND	LAP TIME
86		1:53.766
179	0.208	1:53.974
28	0.500	1:54.266
33	2.244	1:56.010
19	2.315	1:56.081
76	3.326	1:57.092
77	3.327	1:57.093
818	3.507	1:57.273
3	5.075	1:58.841
54	5.268	1:59.034
161	6.669	2:00.435
73	6.671	2:00.437
5	7.391	2:01.157
95	7.910	2:01.676
27	8.171	2:01.937
47	8.765	2:02.531
110	9.540	2:03.306
994	10.792	2:04.558
2	10.968	2:04.734
81	11.446	2:05.212
115	11.850	2:05.616
8	12.309	2:06.075
69	13.346	2:07.112
67	13.913	2:07.679
55	15.180	2:08.946
16	15.609	2:09.375
157	18.769	2:12.535
30	19.053	2:12.819
137	21.535	2:15.301
402	21.672	2:15.438
12	22.185	2:15.951
333	23.604	2:17.370
40	24.024	2:17.790
26	24.641	2:18.407
131	25.079	2:18.845
53	25.921	2:19.687
85	26.181	2:19.947
89	26.741	2:20.507
79	30.753	2:24.519 **P**

LAP 2 @ 14:10:27.417

NO	BEHIND	LAP TIME
86		1:48.424
179	0.076	1:48.292
28	0.376	1:48.300
33	3.370	1:49.550
19	4.206	1:50.315
76	7.001	1:52.099
47	7.073	1:46.732
818	7.088	1:52.005
77	7.295	1:52.392
3	7.496	1:50.845
54	9.215	1:52.371
161	11.502	1:53.257
73	11.663	1:53.416
95	12.721	1:53.235
27	13.327	1:53.580
110	15.205	1:54.089
5	15.450	1:56.483
994	16.054	1:53.686
2	16.760	1:54.216
81	17.378	1:54.356
115	17.807	1:54.381
8	19.960	1:56.075
69	20.788	1:55.866
67	23.782	1:58.293
16	27.826	2:00.641
55	29.410	2:02.654
30	30.606	1:59.977
157	32.117	2:01.772
137	37.525	2:04.414
402	37.650	2:04.402
12	38.230	2:04.469
26	38.960	2:02.743
333	41.516	2:06.336
85	41.827	2:04.070
40	42.867	2:07.267
131	42.988	2:06.333
89	45.768	2:07.451
53	47.326	2:09.829

LAP 3 @ 14:12:15.088

NO	BEHIND	LAP TIME
86		1:47.671
179	0.083	1:47.678
28	0.394	1:47.689
47	4.195	1:44.793
33	5.164	1:49.465
19	6.289	1:49.754
818	8.455	1:49.038
3	8.925	1:49.100
77	10.712	1:51.088
76	12.164	1:52.834
54	12.605	1:51.061
161	16.770	1:52.939
73	16.881	1:52.889
95	17.084	1:52.034
27	18.856	1:53.200
110	20.620	1:53.086
994	21.249	1:52.866
5	21.554	1:53.775
2	22.257	1:53.168
81	23.324	1:53.617
115	25.912	1:55.776
8	27.614	1:55.325
69	28.724	1:55.607
67	35.138	1:59.027
16	38.970	1:58.815
55	43.366	2:01.627
30	43.494	2:00.559
157	48.194	2:03.748
137	53.581	2:03.727
12	53.801	2:03.242
402	54.408	2:04.429
85	55.208	2:01.052
333	1:00.426	2:06.581
131	1:00.843	2:05.526
89	1:05.397	2:07.300
53	1:08.707	2:09.052
26	1:24.902	2:33.613 **P**

LAP 4 @ 14:14:03.659

NO	BEHIND	LAP TIME
86		1:48.571
179	0.148	1:48.636
47	0.171	1:44.547
28	0.413	1:48.590
33	5.879	1:49.286
19	7.322	1:49.604
818	8.897	1:49.013
3	9.332	1:48.978
77	13.525	1:51.384
76	15.468	1:51.875
54	17.941	1:53.907
161	21.359	1:53.160
95	21.782	1:53.269
73	21.893	1:53.583
27	23.059	1:52.774
110	25.340	1:53.291
994	25.598	1:52.920
2	26.486	1:52.800
5	27.003	1:54.020
81	28.039	1:53.286
115	32.466	1:55.125
8	34.848	1:55.805
69	35.540	1:55.387
67	46.161	1:59.594
16	49.155	1:58.756
30	56.117	2:01.194
55	56.814	2:02.019
157	1:02.318	2:02.695
12	1:06.497	2:01.267
137	1:09.023	2:04.013
85	1:09.032	2:02.395
402	1:09.459	2:03.622
131	1:16.182	2:03.910
333	1:18.289	2:06.434
89	1:23.373	2:06.547
53	1:29.452	2:09.316

LAP 5 @ 14:15:50.327

NO	BEHIND	LAP TIME
47		1:46.497
86	0.758	1:47.426
179	1.225	1:47.745
28	1.510	1:47.765
33	8.320	1:49.109
19	10.215	1:49.561
3	12.196	1:49.532
818	12.679	1:50.450
77	17.993	1:51.136
76	21.068	1:52.268
54	23.905	1:52.632
161	26.586	1:51.895
95	27.016	1:51.902
73	27.504	1:52.279
27	28.145	1:51.754
110	32.757	1:54.085
994	32.896	1:53.966
2	33.267	1:53.449
5	33.481	1:53.146
81	34.194	1:52.823
115	41.142	1:55.344
8	43.626	1:55.446
69	44.433	1:55.561
67	1:00.840	2:01.347
16	1:01.330	1:58.843
30	1:09.789	2:00.340
55	1:10.850	2:00.704
157	1:18.071	2:02.421
12	1:22.103	2:02.274
85	1:22.192	1:59.828
137	1:25.534	2:03.179
402	1:25.749	2:02.958
131	1:30.239	2:00.725
333	1:38.360	2:06.739
89	1:43.754	2:07.049

LAP 6 @ 14:17:35.777

NO	BEHIND	LAP TIME
47		1:45.450
86	2.993	1:47.685
179	3.065	1:47.290
28	3.636	1:47.576
53	1 Lap	2:10.410
33	11.888	1:49.018
19	14.787	1:50.022
3	16.417	1:49.671
818	17.074	1:49.845
77	23.299	1:50.756
76	26.979	1:51.361
54	31.177	1:52.722
95	32.388	1:50.822
161	32.959	1:51.823
73	33.368	1:51.314
27	33.977	1:51.282
110	40.542	1:53.235
994	40.704	1:53.258
2	41.356	1:53.539
5	41.717	1:53.686
81	42.039	1:53.295
115	50.374	1:54.682
69	52.974	1:53.991
8	53.069	1:54.893
16	1:15.840	1:59.960
67	1:16.001	2:00.611
30	1:24.065	1:59.726
55	1:26.775	2:01.375
157	1:34.338	2:01.717
85	1:35.573	1:58.831
12	1:39.077	2:02.424
137	1:42.131	2:02.047
402	1:42.592	2:02.293
131	1:43.948	1:59.159

LAP 7 @ 14:19:20.892

NO	BEHIND	LAP TIME
47		1:45.115
179	5.608	1:47.658
86	5.728	1:47.850
28	5.831	1:47.310
333	1 Lap	2:07.312
33	17.339	1:50.566
19	20.369	1:50.697
3	20.708	1:49.406
89	1 Lap	2:07.833
818	22.926	1:50.967
77	29.003	1:50.819
53	1 Lap	2:08.463
76	35.885	1:54.021
54	38.499	1:52.437
95	38.845	1:51.572
161	38.975	1:51.131
73	39.531	1:51.278
27	39.811	1:50.949
110	48.484	1:53.057
994	48.688	1:53.099
5	48.863	1:52.261
2	49.961	1:53.720
81	50.439	1:53.515
115	59.827	1:54.568
69	1:01.533	1:53.674
8	1:02.060	1:54.106
16	1:29.134	1:58.409
67	1:29.721	1:58.835
30	1:39.894	2:00.944
55	1:43.002	2:01.342

LAP 8 @ 14:21:08.449

NO	BEHIND	LAP TIME
47		1:47.557
85	1 Lap	1:58.960
157	1 Lap	2:01.752
179	5.868	1:47.817
12	1 Lap	2:00.663
86	7.499	1:49.328
28	7.794	1:49.520
137	1 Lap	2:02.264
131	1 Lap	2:00.757
402	1 Lap	2:02.282
33	19.101	1:49.319
19	23.631	1:50.819
818	26.385	1:51.016
77	33.880	1:52.434
333	1 Lap	2:06.736
89	1 Lap	2:06.404
76	42.710	1:54.382
54	43.529	1:52.587
95	43.859	1:52.571
161	45.149	1:53.731
27	45.193	1:52.939
73	45.682	1:53.708
53	1 Lap	2:09.093
110	54.498	1:53.571
994	54.704	1:53.573
5	54.875	1:53.569
2	57.194	1:54.790
81	57.238	1:54.356
115	1:07.962	1:55.692
8	1:09.157	1:54.654
69	1:09.779	1:55.803
16	1:42.018	2:00.441
67	1:42.150	1:59.986
30	1:53.779	2:01.442
55	1:55.882	2:00.437

Weather / Track : Sunny / Dry

Oulton Park International: 2.6920 miles
Date: 04/04/2025 Start: 14:06 Finish: 14:21

Results can be found at www.tsl-timing.com

Printed - 14:27 Friday, 04 April 2025

BMCRC-MRO Championships 2025 - Rnd 2 @ Oulton Park Int

Thunderbike Sport & Supertwins & Formula 400

RACE 3 - POSITION CHART

No	Name	Lap Pos	1	2	3	4	5	6	7	8
47	SEABRIGHT	1	86	86	86	86	47	47	47	47
179	O'MARA	2	179	179	179	179	86	86	179	179
86	JOHNSON	3	28	28	28	47	179	179	86	86
28	MUIR	4	33	33	47	28	28	28	28	28
33	LINDEMANN	5	19	19	33	33	33	33	33	33
19	DANCE	6	76	76	19	19	19	19	19	19
818	BAMPTON	7	77	47	818	818	3	3	3	818
76	WILKINSON	8	818	818	3	3	818	818	818	77
73	SIMS	9	3	77	77	77	77	77	77	76
48	WALLIS	10	54	3	76	76	76	76	76	54
54	JAMISON	11	161	54	54	54	54	54	54	95
77	WHITE	12	73	161	161	161	161	95	95	161
3	ARBON	13	5	73	73	95	95	161	161	27
95	MARSHALL	14	95	95	95	73	73	73	73	73
27	BROWN	15	27	27	27	27	27	27	27	110
2	SEATH	16	47	110	110	110	110	110	110	994
161	LAYTON	17	110	5	994	994	994	994	994	5
5	STONE	18	994	994	5	2	2	2	5	2
115	DONKERSLEY	19	2	2	2	5	5	5	2	81
994	HOWARD	20	81	81	81	81	81	81	81	115
81	MAY	21	115	115	115	115	115	115	115	8
110	GOSLING	22	8	8	8	8	8	69	69	69
8	SMITH	23	69	69	69	69	69	8	8	16
69	SMITH	24	67	67	67	67	67	16	16	67
79	CRONE	25	55	16	16	16	16	67	67	30
67	HARVEY	26	16	55	55	30	30	30	30	55
55	MANSON-CHUBB	27	157	30	30	55	55	55	55	
85	KITE	28	30	157	157	157	157	157	85	
16	PYMM	29	137	137	137	12	12	85	157	
12	JACKSON	30	402	402	12	137	85	12	12	
26	LEE	31	12	12	402	85	137	137	137	
157	MOOK	32	333	26	85	402	402	402	131	
402	FARR	33	40	333	333	131	131	131	402	
30	LUFF	34	26	85	131	333	333	333	333	
40	ORMROD	35	131	40	89	89	89	89	89	
137	McPHERSON	36	53	131	53	53	53	53	53	
333	HOUGHTON	37	85	89	*26*					
131	KINGSTONE	38	89	53						
89	SKINNS	39	*79*							
53	HAMMOND	40								
50	TUFNALL	41								

Weather / Track : Sunny / Dry

Oulton Park International: 2.6920 miles
Date: 04/04/2025 Start: 14:06 Finish: 14:21

Results can be found at www.tsl-timing.com

Printed - 14:27 Friday, 04 April 2025

BMCRC-MRO Championships 2025 - Rnd 2 @ Oulton Park Int

Thunderbike Sport & Supertwins & Formula 400

RACE 3 - SECTOR ANALYSIS

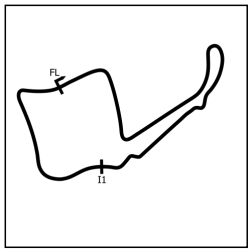

SECTOR 1 = FL to I1, SECTOR 2 = I1 to FL, DIFF = Difference To Personal Best Lap, P = Crossed Finish Line in Pit Lane, D = Time Disallowed

P1 47 TWINS Fenton SEABRIGHT

Aprilia RS 660 - Fhs racing

IDEAL LAP TIME : 1:44.437 BEST LAP TIME : 1:44.547 DIFFERENCE : 0.110

LAP	SECTOR 1	SECTOR 2	LAP TIME	MPH	DIFF	TIME OF DAY
1 -		30.095	2:02.531	79.09	17.984	14:08:47.758
2 -	1:16.989	29.743	1:46.732	90.80	2.185	14:10:34.490
3 -	1:15.591	29.202	1:44.793 (2)	92.48	0.246	14:12:19.283
4 -	***1:15.435***	29.112	***1:44.547 (1)***	***92.69***		***14:14:03.830***
5 -	1:17.134	29.363	1:46.497	91.00	1.950	14:15:50.327
6 -	1:16.221	29.229	1:45.450	91.90	0.903	14:17:35.777
7 -	1:16.113	***29.002***	1:45.115 (3)	92.19	0.568	14:19:20.892
8 -	1:17.808	29.749	1:47.557	90.10	3.010	14:21:08.449

P2 179 TWINS James O'MARA

BMW F900R - BRP Machining Ltd - Alton Compressor Servicess

IDEAL LAP TIME : 1:47.047 BEST LAP TIME : 1:47.290 DIFFERENCE : 0.243

LAP	SECTOR 1	SECTOR 2	LAP TIME	MPH	DIFF	TIME OF DAY
1 -		29.792	1:53.974	85.03	6.684	14:08:39.201
2 -	1:18.316	29.976	1:48.292	89.49	1.002	14:10:27.493
3 -	1:18.194	29.484	1:47.678 (3)	90.00	0.388	14:12:15.171
4 -	1:18.509	30.127	1:48.636	89.20	1.346	14:14:03.807
5 -	1:18.304	***29.441***	1:47.745	89.94	0.455	14:15:51.552
6 -	***1:17.606***	29.684	***1:47.290 (1)***	***90.32***		***14:17:38.842***
7 -	1:18.146	29.512	1:47.658 (2)	90.01	0.368	14:19:26.500
8 -	1:18.136	29.681	1:47.817	89.88	0.527	14:21:14.317

P3 86 TWINS Anthony JOHNSON

BMW F900 - #333 Motorsport NYR Alco

IDEAL LAP TIME : 1:47.334 BEST LAP TIME : 1:47.426 DIFFERENCE : 0.092

LAP	SECTOR 1	SECTOR 2	LAP TIME	MPH	DIFF	TIME OF DAY
1 -		29.968	1:53.766	85.18	6.340	14:08:38.993
2 -	1:18.569	29.855	1:48.424	89.38	0.998	14:10:27.417
3 -	1:17.943	29.728	1:47.671 (2)	90.00	0.245	14:12:15.088
4 -	1:18.691	29.880	1:48.571	89.26	1.145	14:14:03.659
5 -	1:17.909	***29.517***	***1:47.426 (1)***	***90.21***		***14:15:51.085***
6 -	***1:17.817***	29.868	1:47.685 (3)	89.99	0.259	14:17:38.770
7 -	1:18.102	29.748	1:47.850	89.85	0.424	14:19:26.620
8 -	1:18.905	30.423	1:49.328	88.64	1.902	14:21:15.948

P4 28 TWINS Jack MUIR

Aprilia RS660 -

IDEAL LAP TIME : 1:47.072 BEST LAP TIME : 1:47.310 DIFFERENCE : 0.238

LAP	SECTOR 1	SECTOR 2	LAP TIME	MPH	DIFF	TIME OF DAY
1 -		29.793	1:54.266	84.81	6.956	14:08:39.493
2 -	1:18.280	30.020	1:48.300	89.48	0.990	14:10:27.793
3 -	1:18.241	29.448	1:47.689 (3)	89.99	0.379	14:12:15.482
4 -	1:18.639	29.951	1:48.590	89.24	1.280	14:14:04.072
5 -	1:18.435	***29.330***	1:47.765	89.92	0.455	14:15:51.837
6 -	1:17.829	29.747	1:47.576 (2)	90.08	0.266	14:17:39.413
7 -	***1:17.742***	29.568	***1:47.310 (1)***	***90.31***		***14:19:26.723***
8 -	1:18.829	30.691	1:49.520	88.48	2.210	14:21:16.243

P5 33 F400 David LINDEMANN

Kawasaki ZX4R - Giraffe Decorators

IDEAL LAP TIME : 1:49.018 BEST LAP TIME : 1:49.018 DIFFERENCE : 0.000

LAP	SECTOR 1	SECTOR 2	LAP TIME	MPH	DIFF	TIME OF DAY
1 -		30.363	1:56.010	83.53	6.992	14:08:41.237
2 -	1:19.181	30.369	1:49.550	88.46	0.532	14:10:30.787
3 -	1:19.226	30.239	1:49.465	88.53	0.447	14:12:20.252
4 -	1:18.958	30.328	1:49.286 (3)	88.67	0.268	14:14:09.538
5 -	1:18.945	30.164	1:49.109 (2)	88.82	0.091	14:15:58.647
6 -	***1:18.939***	***30.079***	***1:49.018 (1)***	***88.89***		***14:17:47.665***
7 -	1:19.520	31.046	1:50.566	87.65	1.548	14:19:38.231
8 -	1:19.128	30.191	1:49.319	88.65	0.301	14:21:27.550

Weather / Track : Sunny / Dry

Oulton Park International: 2.6920 miles
Date: 04/04/2025 Start: 14:06 Finish: 14:21

BMCRC-MRO Championships 2025 - Rnd 2 @ Oulton Park Int

Thunderbike Sport & Supertwins & Formula 400

RACE 3 - SECTOR ANALYSIS

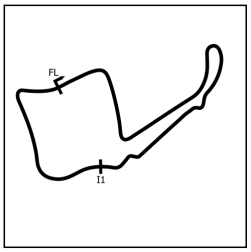

SECTOR 1 = FL to I1, SECTOR 2 = I1 to FL, DIFF = Difference To Personal Best Lap, P = Crossed Finish Line in Pit Lane, D = Time Disallowed

P6 19 F400 Craig DANCE — Kawasaki ZX400 RR - 2 brothers scaffolding

IDEAL LAP TIME : 1:49.551 BEST LAP TIME : 1:49.561 DIFFERENCE : 0.010

LAP	SECTOR 1	SECTOR 2	LAP TIME	MPH	DIFF	TIME OF DAY
1 -		30.793	1:56.081	83.48	6.520	14:08:41.308
2 -	1:20.079	30.236	1:50.315	87.85	0.754	14:10:31.623
3 -	1:19.520	30.234	1:49.754 (3)	88.30	0.193	14:12:21.377
4 -	1:19.444	***30.160***	1:49.604 (2)	88.42	0.043	14:14:10.981
5 -	***1:19.391***	30.170	***1:49.561 (1)***	***88.45***		***14:16:00.542***
6 -	1:19.538	30.484	1:50.022	88.08	0.461	14:17:50.564
7 -	1:20.037	30.660	1:50.697	87.54	1.136	14:19:41.261
8 -	1:20.243	30.576	1:50.819	87.45	1.258	14:21:32.080

P7 818 TWINS Michael BAMPTON — Aprilia RS660 - CalonRacing

IDEAL LAP TIME : 1:48.762 BEST LAP TIME : 1:49.013 DIFFERENCE : 0.251

LAP	SECTOR 1	SECTOR 2	LAP TIME	MPH	DIFF	TIME OF DAY
1 -		30.161	1:57.273	82.63	8.260	14:08:42.500
2 -	1:20.997	31.008	1:52.005	86.52	2.992	14:10:34.505
3 -	***1:19.231***	29.807	1:49.038 (2)	88.88	0.025	14:12:23.543
4 -	1:19.482	***29.531***	***1:49.013 (1)***	***88.90***		***14:14:12.556***
5 -	1:20.297	30.153	1:50.450	87.74	1.437	14:16:03.006
6 -	1:19.476	30.369	1:49.845 (3)	88.22	0.832	14:17:52.851
7 -	1:20.926	30.041	1:50.967	87.33	1.954	14:19:43.818
8 -	1:20.672	30.344	1:51.016	87.29	2.003	14:21:34.834

P8 77 Joe WHITE — Suzuki GSXR 600 - The Race Shack /Just In Graphics

IDEAL LAP TIME : 1:50.652 BEST LAP TIME : 1:50.756 DIFFERENCE : 0.104

LAP	SECTOR 1	SECTOR 2	LAP TIME	MPH	DIFF	TIME OF DAY
1 -		30.408	1:57.093	82.76	6.337	14:08:42.320
2 -	1:21.974	30.418	1:52.392	86.22	1.636	14:10:34.712
3 -	1:20.964	30.124	1:51.088 (3)	87.23	0.332	14:12:25.800
4 -	1:21.269	30.115	1:51.384	87.00	0.628	14:14:17.184
5 -	1:21.203	***29.933***	1:51.136	87.20	0.380	14:16:08.320
6 -	***1:20.719***	30.037	***1:50.756 (1)***	***87.50***		***14:17:59.076***
7 -	1:20.833	29.986	1:50.819 (2)	87.45	0.063	14:19:49.895
8 -	1:22.480	29.954	1:52.434	86.19	1.678	14:21:42.329

P9 76 F400 Luca WILKINSON — Kawasaki ZX4RR - Speedy Freight - NW Racing

IDEAL LAP TIME : 1:51.260 BEST LAP TIME : 1:51.361 DIFFERENCE : 0.101

LAP	SECTOR 1	SECTOR 2	LAP TIME	MPH	DIFF	TIME OF DAY
1 -		***30.501***	1:57.092	82.76	5.731	14:08:42.319
2 -	1:21.200	30.899	1:52.099 (3)	86.45	0.738	14:10:34.418
3 -	1:22.299	30.535	1:52.834	85.88	1.473	14:12:27.252
4 -	1:21.072	30.803	1:51.875 (2)	86.62	0.514	14:14:19.127
5 -	1:21.418	30.850	1:52.268	86.32	0.907	14:16:11.395
6 -	***1:20.759***	30.602	***1:51.361 (1)***	***87.02***		***14:18:02.756***
7 -	1:22.721	31.300	1:54.021	84.99	2.660	14:19:56.777
8 -	1:23.079	31.303	1:54.382	84.72	3.021	14:21:51.159

P10 54 Adam JAMISON — Yamaha R6 - Team AJR

IDEAL LAP TIME : 1:51.061 BEST LAP TIME : 1:51.061 DIFFERENCE : 0.000

LAP	SECTOR 1	SECTOR 2	LAP TIME	MPH	DIFF	TIME OF DAY
1 -		30.832	1:59.034	81.41	7.973	14:08:44.261
2 -	1:21.709	30.662	1:52.371 (2)	86.24	1.310	14:10:36.632
3 -	***1:20.646***	***30.415***	***1:51.061 (1)***	***87.26***		***14:12:27.693***
4 -	1:22.783	31.124	1:53.907	85.08	2.846	14:14:21.600
5 -	1:21.780	30.852	1:52.632	86.04	1.571	14:16:14.232
6 -	1:21.670	31.052	1:52.722	85.97	1.661	14:18:06.954
7 -	1:21.861	30.576	1:52.437 (3)	86.19	1.376	14:19:59.391
8 -	1:21.983	30.604	1:52.587	86.07	1.526	14:21:51.978

Weather / Track : Sunny / Dry

Oulton Park International: 2.6920 miles
Date: 04/04/2025 Start: 14:06 Finish: 14:21

BMCRC-MRO Championships 2025 - Rnd 2 @ Oulton Park Int

Thunderbike Sport & Supertwins & Formula 400

RACE 3 - SECTOR ANALYSIS

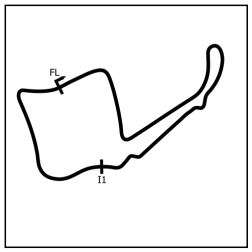

SECTOR 1 = FL to I1, SECTOR 2 = I1 to FL, DIFF = Difference To Personal Best Lap, P = Crossed Finish Line in Pit Lane, D = Time Disallowed

P11 95 F400 Greg MARSHALL

Kawasaki NINJA 400 - EBCBrakes, Redline, Cobb & Jagger

IDEAL LAP TIME : 1:50.723 BEST LAP TIME : 1:50.822 DIFFERENCE : 0.099

LAP	SECTOR 1	SECTOR 2	LAP TIME		MPH	DIFF	TIME OF DAY
1 -		31.201	2:01.676		79.64	10.854	14:08:46.903
2 -	1:22.557	30.678	1:53.235		85.58	2.413	14:10:40.138
3 -	1:21.306	30.728	1:52.034		86.50	1.212	14:12:32.172
4 -	1:22.595	30.674	1:53.269		85.56	2.447	14:14:25.441
5 -	1:21.345	***30.557***	1:51.902	**(3)**	86.60	1.080	14:16:17.343
6 -	***1:20.166***	30.656	***1:50.822***	**(1)**	***87.44***		***14:18:08.165***
7 -	1:20.966	30.606	1:51.572	**(2)**	86.86	0.750	14:19:59.737
8 -	1:21.940	30.631	1:52.571		86.09	1.749	14:21:52.308

P12 161 F400 Aleisha LAYTON

Kawasaki NINJA 400 -

IDEAL LAP TIME : 1:51.131 BEST LAP TIME : 1:51.131 DIFFERENCE : 0.000

LAP	SECTOR 1	SECTOR 2	LAP TIME		MPH	DIFF	TIME OF DAY
1 -		30.926	2:00.435		80.46	9.304	14:08:45.662
2 -	1:22.391	30.866	1:53.257		85.56	2.126	14:10:38.919
3 -	1:22.024	30.915	1:52.939		85.81	1.808	14:12:31.858
4 -	1:22.368	30.792	1:53.160		85.64	2.029	14:14:25.018
5 -	1:21.388	30.507	1:51.895	**(3)**	86.61	0.764	14:16:16.913
6 -	1:21.399	30.424	1:51.823	**(2)**	86.66	0.692	14:18:08.736
7 -	***1:20.806***	***30.325***	***1:51.131***	**(1)**	***87.20***		***14:19:59.867***
8 -	1:23.142	30.589	1:53.731		85.21	2.600	14:21:53.598

P13 27 TWINS Ben BROWN

Yamaha R7 - Hunts Motorcycles

IDEAL LAP TIME : 1:50.949 BEST LAP TIME : 1:50.949 DIFFERENCE : 0.000

LAP	SECTOR 1	SECTOR 2	LAP TIME		MPH	DIFF	TIME OF DAY
1 -		31.077	2:01.937		79.47	10.988	14:08:47.164
2 -	1:22.438	31.142	1:53.580		85.32	2.631	14:10:40.744
3 -	1:22.342	30.858	1:53.200		85.61	2.251	14:12:33.944
4 -	1:21.996	30.778	1:52.774		85.93	1.825	14:14:26.718
5 -	1:21.136	30.618	1:51.754	**(3)**	86.71	0.805	14:16:18.472
6 -	1:20.770	30.512	1:51.282	**(2)**	87.08	0.333	14:18:09.754
7 -	***1:20.684***	***30.265***	***1:50.949***	**(1)**	***87.34***		***14:20:00.703***
8 -	1:22.423	30.516	1:52.939		85.81	1.990	14:21:53.642

P14 73 F400 Ollie SIMS

- Motorbodies Weston ltd

IDEAL LAP TIME : 1:51.268 BEST LAP TIME : 1:51.278 DIFFERENCE : 0.010

LAP	SECTOR 1	SECTOR 2	LAP TIME		MPH	DIFF	TIME OF DAY
1 -		31.263	2:00.437		80.46	9.159	14:08:45.664
2 -	1:22.166	31.250	1:53.416		85.44	2.138	14:10:39.080
3 -	1:21.626	31.263	1:52.889		85.84	1.611	14:12:31.969
4 -	1:22.426	31.157	1:53.583		85.32	2.305	14:14:25.552
5 -	1:21.459	30.820	1:52.279	**(3)**	86.31	1.001	14:16:17.831
6 -	1:20.789	***30.525***	1:51.314	**(2)**	87.06	0.036	14:18:09.145
7 -	***1:20.743***	30.535	***1:51.278***	**(1)**	***87.09***		***14:20:00.423***
8 -	1:23.009	30.699	1:53.708		85.22	2.430	14:21:54.131

P15 110 Sean GOSLING

Yamaha R6 5EB - DMG Construction

IDEAL LAP TIME : 1:52.470 BEST LAP TIME : 1:53.057 DIFFERENCE : 0.587

LAP	SECTOR 1	SECTOR 2	LAP TIME		MPH	DIFF	TIME OF DAY
1 -		31.315	2:03.306		78.59	10.249	14:08:48.533
2 -	1:22.837	31.252	1:54.089		84.94	1.032	14:10:42.622
3 -	***1:21.993***	31.093	1:53.086	**(2)**	85.69	0.029	14:12:35.708
4 -	1:22.175	31.116	1:53.291		85.54	0.234	14:14:28.999
5 -	1:23.119	30.966	1:54.085		84.94	1.028	14:16:23.084
6 -	1:22.409	30.826	1:53.235	**(3)**	85.58	0.178	14:18:16.319
7 -	1:22.266	30.791	***1:53.057***	**(1)**	***85.72***		***14:20:09.376***
8 -	1:23.094	***30.477***	1:53.571		85.33	0.514	14:22:02.947

Weather / Track : Sunny / Dry

Oulton Park International: 2.6920 miles
Date: 04/04/2025 Start: 14:06 Finish: 14:21

BMCRC-MRO Championships 2025 - Rnd 2 @ Oulton Park Int

Thunderbike Sport & Supertwins & Formula 400

RACE 3 - SECTOR ANALYSIS

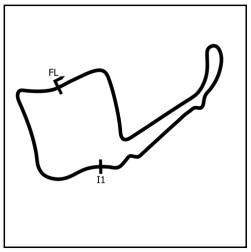

SECTOR 1 = FL to I1, SECTOR 2 = I1 to FL, DIFF = Difference To Personal Best Lap, P = Crossed Finish Line in Pit Lane, D = Time Disallowed

P16 994 Adrian HOWARD — Suzuki GSXR 600 - Geary Roofing & Building Services

IDEAL LAP TIME : 1:52.699 BEST LAP TIME : 1:52.866 DIFFERENCE : 0.167

LAP	SECTOR 1	SECTOR 2	LAP TIME	MPH	DIFF	TIME OF DAY
1 -		32.401	2:04.558	77.80	11.692	14:08:49.785
2 -	1:22.384	31.302	1:53.686	85.24	0.820	14:10:43.471
3 -	1:22.022	***30.844***	***1:52.866 (1)***	***85.86***		***14:12:36.337***
4 -	***1:21.855***	31.065	1:52.920 (2)	85.82	0.054	14:14:29.257
5 -	1:22.400	31.566	1:53.966	85.03	1.100	14:16:23.223
6 -	1:21.963	31.295	1:53.258	85.56	0.392	14:18:16.481
7 -	1:22.142	30.957	1:53.099 (3)	85.68	0.233	14:20:09.580
8 -	1:22.617	30.956	1:53.573	85.33	0.707	14:22:03.153

P17 5 Logan STONE — Yamaha R6 -

IDEAL LAP TIME : 1:51.747 BEST LAP TIME : 1:52.261 DIFFERENCE : 0.514

LAP	SECTOR 1	SECTOR 2	LAP TIME	MPH	DIFF	TIME OF DAY
1 -		31.247	2:01.157	79.98	8.896	14:08:46.384
2 -	1:25.194	31.289	1:56.483	83.19	4.222	14:10:42.867
3 -	1:22.861	30.914	1:53.775	85.17	1.514	14:12:36.642
4 -	1:22.977	31.043	1:54.020	84.99	1.759	14:14:30.662
5 -	1:22.312	30.834	1:53.146 (2)	85.65	0.885	14:16:23.808
6 -	1:22.405	31.281	1:53.686	85.24	1.425	14:18:17.494
7 -	***1:21.268***	30.993	***1:52.261 (1)***	***86.32***		***14:20:09.755***
8 -	1:23.090	***30.479***	1:53.569 (3)	85.33	1.308	14:22:03.324

P18 2 TWINS James SEATH — Aprilia RS660 - Ovenden Earthmoving

IDEAL LAP TIME : 1:52.800 BEST LAP TIME : 1:52.800 DIFFERENCE : 0.000

LAP	SECTOR 1	SECTOR 2	LAP TIME	MPH	DIFF	TIME OF DAY
1 -		32.845	2:04.734	77.69	11.934	14:08:49.961
2 -	1:23.130	31.086	1:54.216	84.85	1.416	14:10:44.177
3 -	1:22.182	30.986	1:53.168 (2)	85.63	0.368	14:12:37.345
4 -	***1:21.873***	***30.927***	***1:52.800 (1)***	***85.91***		***14:14:30.145***
5 -	1:22.326	31.123	1:53.449 (3)	85.42	0.649	14:16:23.594
6 -	1:22.327	31.212	1:53.539	85.35	0.739	14:18:17.133
7 -	1:22.765	30.955	1:53.720	85.22	0.920	14:20:10.853
8 -	1:23.303	31.487	1:54.790	84.42	1.990	14:22:05.643

P19 81 TWINS Malvern MAY — Aprilia RS660 - IMP racing

IDEAL LAP TIME : 1:52.823 BEST LAP TIME : 1:52.823 DIFFERENCE : 0.000

LAP	SECTOR 1	SECTOR 2	LAP TIME	MPH	DIFF	TIME OF DAY
1 -		32.000	2:05.212	77.39	12.389	14:08:50.439
2 -	1:23.109	31.247	1:54.356	84.74	1.533	14:10:44.795
3 -	1:22.643	30.974	1:53.617	85.29	0.794	14:12:38.412
4 -	1:22.241	31.045	1:53.286 (2)	85.54	0.463	14:14:31.698
5 -	***1:22.081***	***30.742***	***1:52.823 (1)***	***85.89***		***14:16:24.521***
6 -	1:22.101	31.194	1:53.295 (3)	85.54	0.472	14:18:17.816
7 -	1:22.538	30.977	1:53.515	85.37	0.692	14:20:11.331
8 -	1:23.154	31.202	1:54.356	84.74	1.533	14:22:05.687

P20 8 Leigh SMITH — Suzuki GSXR600 - Smiths Mechanical Support Ltd, Lamonde Au

IDEAL LAP TIME : 1:54.106 BEST LAP TIME : 1:54.106 DIFFERENCE : 0.000

LAP	SECTOR 1	SECTOR 2	LAP TIME	MPH	DIFF	TIME OF DAY
1 -		31.579	2:06.075	76.86	11.969	14:08:51.302
2 -	1:24.282	31.793	1:56.075	83.49	1.969	14:10:47.377
3 -	1:24.097	31.228	1:55.325	84.03	1.219	14:12:42.702
4 -	1:24.186	31.619	1:55.805	83.68	1.699	14:14:38.507
5 -	1:24.057	31.389	1:55.446	83.94	1.340	14:16:33.953
6 -	1:23.724	31.169	1:54.893 (3)	84.35	0.787	14:18:28.846
7 -	***1:23.028***	***31.078***	***1:54.106 (1)***	***84.93***		***14:20:22.952***
8 -	1:23.513	31.141	1:54.654 (2)	84.52	0.548	14:22:17.606

Weather / Track : Sunny / Dry

Oulton Park International: 2.6920 miles
Date: 04/04/2025 Start: 14:06 Finish: 14:21

BMCRC-MRO Championships 2025 - Rnd 2 @ Oulton Park Int

Thunderbike Sport & Supertwins & Formula 400

RACE 3 - SECTOR ANALYSIS

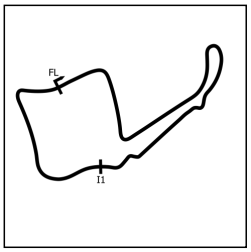

SECTOR 1 = FL to I1, SECTOR 2 = I1 to FL, DIFF = Difference To Personal Best Lap, P = Crossed Finish Line in Pit Lane, D = Time Disallowed

P21 69 Terry SMITH Yamaha R6 - IMP Racing

IDEAL LAP TIME : 1:53.674 BEST LAP TIME : 1:53.674 DIFFERENCE : 0.000

LAP	SECTOR 1	SECTOR 2	LAP TIME	MPH	DIFF	TIME OF DAY
1 -		32.425	2:07.112	76.24	13.438	14:08:52.339
2 -	1:23.579	32.287	1:55.866	83.64	2.192	14:10:48.205
3 -	1:23.855	31.752	1:55.607	83.82	1.933	14:12:43.812
4 -	1:23.563	31.824	1:55.387 **(3)**	83.98	1.713	14:14:39.199
5 -	1:23.676	31.885	1:55.561	83.86	1.887	14:16:34.760
6 -	1:22.552	31.439	1:53.991 **(2)**	85.01	0.317	14:18:28.751
7 -	***1:22.352***	***31.322***	***1:53.674*** **(1)**	***85.25***		***14:20:22.425***
8 -	1:23.779	32.024	1:55.803	83.68	2.129	14:22:18.228

P22 115 F400 Jake DONKERSLEY Kawasaki ZX4RR -

IDEAL LAP TIME : 1:54.148 BEST LAP TIME : 1:54.381 DIFFERENCE : 0.233

LAP	SECTOR 1	SECTOR 2	LAP TIME	MPH	DIFF	TIME OF DAY
1 -		32.984	2:05.616	77.15	11.235	14:08:50.843
2 -	1:22.874	31.507	***1:54.381*** **(1)**	***84.72***		***14:10:45.224***
3 -	***1:22.804***	32.972	1:55.776	83.70	1.395	14:12:41.000
4 -	1:23.321	31.804	1:55.125	84.18	0.744	14:14:36.125
5 -	1:23.539	31.805	1:55.344	84.02	0.963	14:16:31.469
6 -	1:22.975	31.707	1:54.682 **(3)**	84.50	0.301	14:18:26.151
7 -	1:23.224	***31.344***	1:54.568 **(2)**	84.58	0.187	14:20:20.719
8 -	1:23.938	31.754	1:55.692	83.76	1.311	14:22:16.411

P23 16 Greg PYMM Suzuki GSXR600 - Precision Installations, CMR, Grim Fabricatic

IDEAL LAP TIME : 1:58.409 BEST LAP TIME : 1:58.409 DIFFERENCE : 0.000

LAP	SECTOR 1	SECTOR 2	LAP TIME	MPH	DIFF	TIME OF DAY
1 -		33.099	2:09.375	74.90	10.966	14:08:54.602
2 -	1:27.701	32.940	2:00.641	80.33	2.232	14:10:55.243
3 -	1:26.447	32.368	1:58.815 **(3)**	81.56	0.406	14:12:54.058
4 -	1:26.492	32.264	1:58.756 **(2)**	81.60	0.347	14:14:52.814
5 -	1:26.239	32.604	1:58.843	81.54	0.434	14:16:51.657
6 -	1:27.052	32.908	1:59.960	80.78	1.551	14:18:51.617
7 -	***1:26.174***	***32.235***	***1:58.409*** **(1)**	***81.84***		***14:20:50.026***
8 -	1:27.424	33.017	2:00.441	80.46	2.032	14:22:50.467

P24 67 TWINS Simon HARVEY Suzuki SV650 - Retirement Fund Racing

IDEAL LAP TIME : 1:57.449 BEST LAP TIME : 1:58.293 DIFFERENCE : 0.844

LAP	SECTOR 1	SECTOR 2	LAP TIME	MPH	DIFF	TIME OF DAY
1 -		32.784	2:07.679	75.90	9.386	14:08:52.906
2 -	***1:25.211***	33.082	***1:58.293*** **(1)**	***81.92***		***14:10:51.199***
3 -	1:26.119	32.908	1:59.027 **(3)**	81.42	0.734	14:12:50.226
4 -	1:26.442	33.152	1:59.594	81.03	1.301	14:14:49.820
5 -	1:27.709	33.638	2:01.347	79.86	3.054	14:16:51.167
6 -	1:27.001	33.610	2:00.611	80.35	2.318	14:18:51.778
7 -	1:26.597	***32.238***	1:58.835 **(2)**	81.55	0.542	14:20:50.613
8 -	1:27.211	32.775	1:59.986	80.77	1.693	14:22:50.599

P25 30 David LUFF Suzuki SV 650 - ATP & Sarah O'Neill

IDEAL LAP TIME : 1:59.518 BEST LAP TIME : 1:59.726 DIFFERENCE : 0.208

LAP	SECTOR 1	SECTOR 2	LAP TIME	MPH	DIFF	TIME OF DAY
1 -		34.060	2:12.819	72.96	13.093	14:08:58.046
2 -	1:27.293	***32.684***	1:59.977 **(2)**	80.77	0.251	14:10:58.023
3 -	1:27.325	33.234	2:00.559	80.38	0.833	14:12:58.582
4 -	1:27.963	33.231	2:01.194	79.96	1.468	14:14:59.776
5 -	1:27.404	32.936	2:00.340 **(3)**	80.53	0.614	14:17:00.116
6 -	***1:26.834***	32.892	***1:59.726*** **(1)**	***80.94***		***14:18:59.842***
7 -	1:27.690	33.254	2:00.944	80.13	1.218	14:21:00.786
8 -	1:28.305	33.137	2:01.442	79.80	1.716	14:23:02.228

Weather / Track : Sunny / Dry

Oulton Park International: 2.6920 miles
Date: 04/04/2025 Start: 14:06 Finish: 14:21

BMCRC-MRO Championships 2025 - Rnd 2 @ Oulton Park Int

Thunderbike Sport & Supertwins & Formula 400

RACE 3 - SECTOR ANALYSIS

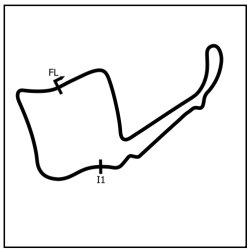

SECTOR 1 = FL to I1, SECTOR 2 = I1 to FL, DIFF = Difference To Personal Best Lap, P = Crossed Finish Line in Pit Lane, D = Time Disallowed

P26 55 Magnus MANSON-CHUBB Kawasaki ZXR400L -

IDEAL LAP TIME : 2:00.437 BEST LAP TIME : 2:00.437 DIFFERENCE : 0.000

LAP	SECTOR 1	SECTOR 2	LAP TIME	MPH	DIFF	TIME OF DAY
1 -		33.257	2:08.946	75.15	8.509	14:08:54.173
2 -	1:29.221	33.433	2:02.654	79.01	2.217	14:10:56.827
3 -	1:28.030	33.597	2:01.627	79.68	1.190	14:12:58.454
4 -	1:28.546	33.473	2:02.019	79.42	1.582	14:15:00.473
5 -	1:27.436	33.268	2:00.704 **(2)**	80.28	0.267	14:17:01.177
6 -	1:27.711	33.664	2:01.375	79.84	0.938	14:19:02.552
7 -	1:28.021	33.321	2:01.342 **(3)**	79.86	0.905	14:21:03.894
8 -	***1:27.267***	***33.170***	***2:00.437 (1)***	***80.46***		***14:23:04.331***

P27 85 Andrew KITE Ducati 749 - Red Rebel Racing

IDEAL LAP TIME : 1:58.793 BEST LAP TIME : 1:58.831 DIFFERENCE : 0.038

LAP	SECTOR 1	SECTOR 2	LAP TIME	MPH	DIFF	TIME OF DAY
1 -		35.352	2:19.947	69.24	21.116	14:09:05.174
2 -	1:30.248	33.822	2:04.070	78.11	5.239	14:11:09.244
3 -	1:28.211	32.841	2:01.052	80.05	2.221	14:13:10.296
4 -	1:29.233	33.162	2:02.395	79.18	3.564	14:15:12.691
5 -	1:26.970	32.858	1:59.828 **(3)**	80.87	0.997	14:17:12.519
6 -	1:26.845	***31.986***	***1:58.831 (1)***	***81.55***		***14:19:11.350***
7 -	***1:26.807***	32.153	1:58.960 **(2)**	81.46	0.129	14:21:10.310

P28 157 F400 Geoff MOOK Yamaha TZR 250 -

IDEAL LAP TIME : 2:01.244 BEST LAP TIME : 2:01.717 DIFFERENCE : 0.473

LAP	SECTOR 1	SECTOR 2	LAP TIME	MPH	DIFF	TIME OF DAY
1 -		34.065	2:12.535	73.12	10.818	14:08:57.762
2 -	1:28.431	33.341	2:01.772 **(3)**	79.58	0.055	14:10:59.534
3 -	1:29.614	34.134	2:03.748	78.31	2.031	14:13:03.282
4 -	1:28.698	33.997	2:02.695	78.98	0.978	14:15:05.977
5 -	1:28.795	33.626	2:02.421	79.16	0.704	14:17:08.398
6 -	***1:28.287***	33.430	***2:01.717 (1)***	***79.62***		***14:19:10.115***
7 -	1:28.795	***32.957***	2:01.752 **(2)**	79.59	0.035	14:21:11.867

P29 12 TWINS Andy JACKSON Kawasaki ER650 - Andy Jackson Racing Club 12

IDEAL LAP TIME : 2:00.663 BEST LAP TIME : 2:00.663 DIFFERENCE : 0.000

LAP	SECTOR 1	SECTOR 2	LAP TIME	MPH	DIFF	TIME OF DAY
1 -		35.958	2:15.951	71.28	15.288	14:09:01.178
2 -	1:29.793	34.676	2:04.469	77.86	3.806	14:11:05.647
3 -	1:29.252	33.990	2:03.242	78.63	2.579	14:13:08.889
4 -	1:27.715	33.552	2:01.267 **(2)**	79.91	0.604	14:15:10.156
5 -	1:28.432	33.842	2:02.274 **(3)**	79.25	1.611	14:17:12.430
6 -	1:28.453	33.971	2:02.424	79.16	1.761	14:19:14.854
7 -	***1:27.395***	***33.268***	***2:00.663 (1)***	***80.31***		***14:21:15.517***

P30 137 Colin McPHERSON Yamaha R6 -

IDEAL LAP TIME : 2:02.047 BEST LAP TIME : 2:02.047 DIFFERENCE : 0.000

LAP	SECTOR 1	SECTOR 2	LAP TIME	MPH	DIFF	TIME OF DAY
1 -		35.769	2:15.301	71.62	13.254	14:09:00.528
2 -	1:30.014	34.400	2:04.414	77.89	2.367	14:11:04.942
3 -	1:29.675	34.052	2:03.727	78.32	1.680	14:13:08.669
4 -	1:30.081	33.932	2:04.013	78.14	1.966	14:15:12.682
5 -	1:29.333	33.846	2:03.179 **(3)**	78.67	1.132	14:17:15.861
6 -	***1:28.381***	***33.666***	***2:02.047 (1)***	***79.40***		***14:19:17.908***
7 -	1:28.533	33.731	2:02.264 **(2)**	79.26	0.217	14:21:20.172

BMCRC-MRO Championships 2025 - Rnd 2 @ Oulton Park Int

Thunderbike Sport & Supertwins & Formula 400

RACE 3 - SECTOR ANALYSIS

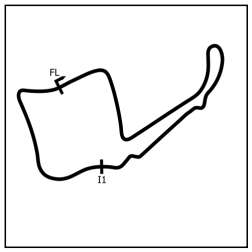

SECTOR 1 = FL to I1, SECTOR 2 = I1 to FL, DIFF = Difference To Personal Best Lap, P = Crossed Finish Line in Pit Lane, D = Time Disallowed

P31 131 Nicholas KINGSTONE Suzuki GSXR600 -

IDEAL LAP TIME : 1:59.159 BEST LAP TIME : 1:59.159 DIFFERENCE : 0.000

LAP	SECTOR 1	SECTOR 2	LAP TIME	MPH	DIFF	TIME OF DAY
1 -		35.880	2:18.845	69.79	19.686	14:09:04.072
2 -	1:31.221	35.112	2:06.333	76.71	7.174	14:11:10.405
3 -	1:31.315	34.211	2:05.526	77.20	6.367	14:13:15.931
4 -	1:30.280	33.630	2:03.910	78.21	4.751	14:15:19.841
5 -	1:27.850	32.875	2:00.725 (2)	80.27	1.566	14:17:20.566
6 -	***1:26.668***	***32.491***	***1:59.159 (1)***	***81.33***		***14:19:19.725***
7 -	1:27.664	33.093	2:00.757 (3)	80.25	1.598	14:21:20.482

P32 402 Kaine FARR Suzuki GSXR - The Elms B&B Snetterton

IDEAL LAP TIME : 2:02.239 BEST LAP TIME : 2:02.282 DIFFERENCE : 0.043

LAP	SECTOR 1	SECTOR 2	LAP TIME	MPH	DIFF	TIME OF DAY
1 -		35.580	2:15.438	71.55	13.156	14:09:00.665
2 -	1:30.132	34.270	2:04.402	77.90	2.120	14:11:05.067
3 -	1:29.789	34.640	2:04.429	77.88	2.147	14:13:09.496
4 -	1:29.501	34.121	2:03.622	78.39	1.340	14:15:13.118
5 -	1:29.125	33.833	2:02.958 (3)	78.81	0.676	14:17:16.076
6 -	***1:28.586***	33.707	2:02.293 (2)	79.24	0.011	14:19:18.369
7 -	1:28.629	***33.653***	***2:02.282 (1)***	***79.25***		***14:21:20.651***

P33 333 Andrew HOUGHTON - Techoir

IDEAL LAP TIME : 2:06.131 BEST LAP TIME : 2:06.336 DIFFERENCE : 0.205

LAP	SECTOR 1	SECTOR 2	LAP TIME	MPH	DIFF	TIME OF DAY
1 -		35.150	2:17.370	70.54	11.034	14:09:02.597
2 -	***1:31.115***	35.221	***2:06.336 (1)***	***76.71***		***14:11:08.933***
3 -	1:31.534	35.047	2:06.581 (3)	76.56	0.245	14:13:15.514
4 -	1:31.399	35.035	2:06.434 (2)	76.65	0.098	14:15:21.948
5 -	1:31.473	35.266	2:06.739	76.46	0.403	14:17:28.687
6 -	1:31.984	35.328	2:07.312	76.12	0.976	14:19:35.999
7 -	1:31.720	***35.016***	2:06.736	76.46	0.400	14:21:42.735

P34 89 Daryl SKINNS Suzuki GSXR 750 - Target Site Services & Rapid Electrical

IDEAL LAP TIME : 2:06.207 BEST LAP TIME : 2:06.404 DIFFERENCE : 0.197

LAP	SECTOR 1	SECTOR 2	LAP TIME	MPH	DIFF	TIME OF DAY
1 -		35.530	2:20.507	68.97	14.103	14:09:05.734
2 -	1:32.574	34.877	2:07.451	76.03	1.047	14:11:13.185
3 -	1:31.801	35.499	2:07.300	76.12	0.896	14:13:20.485
4 -	***1:31.419***	35.128	2:06.547 (2)	76.58	0.143	14:15:27.032
5 -	1:31.923	35.126	2:07.049 (3)	76.28	0.645	14:17:34.081
6 -	1:31.738	36.095	2:07.833	75.81	1.429	14:19:41.914
7 -	1:31.616	***34.788***	***2:06.404 (1)***	***76.66***		***14:21:48.318***

P35 53 Peter HAMMOND Suzuki SRAD -

IDEAL LAP TIME : 2:08.010 BEST LAP TIME : 2:08.463 DIFFERENCE : 0.453

LAP	SECTOR 1	SECTOR 2	LAP TIME	MPH	DIFF	TIME OF DAY
1 -		35.486	2:19.687	69.37	11.224	14:09:04.914
2 -	1:34.387	35.442	2:09.829	74.64	1.366	14:11:14.743
3 -	1:33.557	35.495	2:09.052 (2)	75.09	0.589	14:13:23.795
4 -	1:33.861	35.455	2:09.316	74.94	0.853	14:15:33.111
5 -	1:34.842	35.568	2:10.410	74.31	1.947	14:17:43.521
6 -	***1:33.491***	34.972	***2:08.463 (1)***	***75.44***		***14:19:51.984***
7 -	1:34.574	***34.519***	2:09.093 (3)	75.07	0.630	14:22:01.077

BMCRC-MRO Championships 2025 - Rnd 2 @ Oulton Park Int

Thunderbike Sport & Supertwins & Formula 400

RACE 3 - SECTOR ANALYSIS

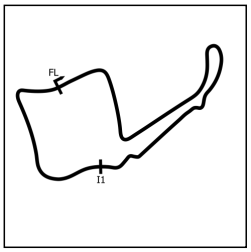

SECTOR 1 = FL to I1, SECTOR 2 = I1 to FL, DIFF = Difference To Personal Best Lap, P = Crossed Finish Line in Pit Lane, D = Time Disallowed

P36 3 TWINS Oliver ARBON Suzuki SV650 - TT Plumbing & Heating

IDEAL LAP TIME : 1:48.885 BEST LAP TIME : 1:48.978 DIFFERENCE : 0.093

LAP	SECTOR 1	SECTOR 2	LAP TIME	MPH	DIFF	TIME OF DAY
1 -		30.126	1:58.841	81.54	9.863	14:08:44.068
2 -	1:20.548	30.297	1:50.845	87.43	1.867	14:10:34.913
3 -	***1:19.376***	29.724	1:49.100 **(2)**	88.82	0.122	14:12:24.013
4 -	1:19.469	***29.509***	***1:48.978*** **(1)**	***88.92***		***14:14:12.991***
5 -	1:19.607	29.925	1:49.532	88.47	0.554	14:16:02.523
6 -	1:19.638	30.033	1:49.671	88.36	0.693	14:17:52.194
7 -	1:19.385	30.021	1:49.406 **(3)**	88.58	0.428	14:19:41.600

P37 26 F400 Damian LEE Yamaha TZR250 - Leed Autos

IDEAL LAP TIME : 2:02.743 BEST LAP TIME : 2:02.743 DIFFERENCE : 0.000

LAP	SECTOR 1	SECTOR 2	LAP TIME	MPH	DIFF	TIME OF DAY
1 -		35.982	2:18.407	70.02	15.664	14:09:03.634
2 -	***1:28.208***	***34.535***	***2:02.743*** **(1)**	***78.95***		***14:11:06.377***
3 -	1:29.298	IN PIT	2:33.613 **P**	63.08	30.870	14:13:39.990

P38 40 F400 Archie ORMROD Kawasaki NINJA400 - Prestige Flooring

IDEAL LAP TIME : 2:07.267 BEST LAP TIME : 2:07.267 DIFFERENCE : 0.000

LAP	SECTOR 1	SECTOR 2	LAP TIME	MPH	DIFF	TIME OF DAY
1 -		35.630	2:17.790	70.33	10.523	14:09:03.017
2 -	***1:32.094***	***35.173***	***2:07.267*** **(1)**	***76.14***		***14:11:10.284***

P39 79 F400 Sean CRONE Kawasaki EX - BD Racing

IDEAL LAP TIME : BEST LAP TIME : DIFFERENCE :

LAP	SECTOR 1	SECTOR 2	LAP TIME	MPH	DIFF	TIME OF DAY
1 -		***IN PIT***	2:24.519 **P**	67.05		14:09:09.746

Weather / Track : Sunny / Dry

Oulton Park International: 2.6920 miles
Date: 04/04/2025 Start: 14:06 Finish: 14:21

BMCRC-MRO Championships 2025 - Rnd 2 @ Oulton Park Int

Thunderbike Sport & Supertwins & Formula 400

RACE 3 - BEST SECTORS

	SECTOR 1		SECTOR 2	
POS	NO	TIME	NO	TIME
1	47	1:15.435	47	29.002
2	179	1:17.606	28	29.330
3	28	1:17.742	179	29.441
4	86	1:17.817	3	29.509
5	33	1:18.939	86	29.517
6	818	1:19.231	818	29.531
7	3	1:19.376	77	29.933
8	19	1:19.391	33	30.079
9	95	1:20.166	19	30.160
10	54	1:20.646	27	30.265
11	27	1:20.684	161	30.325
12	77	1:20.719	54	30.415
13	73	1:20.743	110	30.477
14	76	1:20.759	5	30.479
15	161	1:20.806	76	30.501
16	5	1:21.268	73	30.525
17	994	1:21.855	95	30.557
18	2	1:21.873	81	30.742
19	110	1:21.993	994	30.844
20	81	1:22.081	2	30.927
21	69	1:22.352	8	31.078
22	115	1:22.804	69	31.322
23	8	1:23.028	115	31.344
24	67	1:25.211	85	31.986
25	16	1:26.174	16	32.235
26	131	1:26.668	67	32.238
27	85	1:26.807	131	32.491
28	30	1:26.834	30	32.684
29	55	1:27.267	157	32.957
30	12	1:27.395	55	33.170
31	26	1:28.208	12	33.268
32	157	1:28.287	402	33.653
33	137	1:28.381	137	33.666
34	402	1:28.586	53	34.519
35	333	1:31.115	26	34.535
36	89	1:31.419	89	34.788
37	40	1:32.094	333	35.016
38	53	1:33.491	40	35.173
39				
40				
41				

IDEAL / BEST COMPARISON

PERFECT LAP 1:44.437

POS	NO	NAME	IDEAL	BEST	DIFF
1	47	SEABRIGHT	1:44.437	1:44.547	0.110
2	179	O'MARA	1:47.047	1:47.290	0.243
3	28	MUIR	1:47.072	1:47.310	0.238
4	86	JOHNSON	1:47.334	1:47.426	0.092
5	818	BAMPTON	1:48.762	1:49.013	0.251
6	3	ARBON	1:48.885	1:48.978	0.093
7	33	LINDEMANN	1:49.018	1:49.018	0.000
8	19	DANCE	1:49.551	1:49.561	0.010
9	77	WHITE	1:50.652	1:50.756	0.104
10	95	MARSHALL	1:50.723	1:50.822	0.099
11	27	BROWN	1:50.949	1:50.949	0.000
12	54	JAMISON	1:51.061	1:51.061	0.000
13	161	LAYTON	1:51.131	1:51.131	0.000
14	76	WILKINSON	1:51.260	1:51.361	0.101
15	73	SIMS	1:51.268	1:51.278	0.010
16	5	STONE	1:51.747	1:52.261	0.514
17	110	GOSLING	1:52.470	1:53.057	0.587
18	994	HOWARD	1:52.699	1:52.866	0.167
19	2	SEATH	1:52.800	1:52.800	0.000
20	81	MAY	1:52.823	1:52.823	0.000
21	69	SMITH	1:53.674	1:53.674	0.000
22	8	SMITH	1:54.106	1:54.106	0.000
23	115	DONKERSLEY	1:54.148	1:54.381	0.233
24	67	HARVEY	1:57.449	1:58.293	0.844
25	16	PYMM	1:58.409	1:58.409	0.000
26	85	KITE	1:58.793	1:58.831	0.038
27	131	KINGSTONE	1:59.159	1:59.159	0.000
28	30	LUFF	1:59.518	1:59.726	0.208
29	55	MANSON-CHUBB	2:00.437	2:00.437	0.000
30	12	JACKSON	2:00.663	2:00.663	0.000
31	157	MOOK	2:01.244	2:01.717	0.473
32	137	McPHERSON	2:02.047	2:02.047	0.000
33	402	FARR	2:02.239	2:02.282	0.043
34	26	LEE	2:02.743	2:02.743	0.000
35	333	HOUGHTON	2:06.131	2:06.336	0.205
36	89	SKINNS	2:06.207	2:06.404	0.197
37	40	ORMROD	2:07.267	2:07.267	0.000
38	53	HAMMOND	2:08.010	2:08.463	0.453
39	79	CRONE			

Weather / Track : Sunny / Dry

Oulton Park International: 2.6920 miles
Date: 04/04/2025 Start: 14:06 Finish: 14:21

Results can be found at www.tsl-timing.com

Printed - 14:27 Friday, 04 April 2025

BMCRC-MRO Championships 2025 - Rnd 2 @ Oulton Park Int

Thunderbike Sport & Supertwins & Formula 400

RACE 3 - STATISTICS

Competitors Started	40
Planned Start	2025-04-04 @ 14:20:00.000
Actual Start	2025-04-04 @ 14:06:45.226
Finish Time	2025-04-04 @ 14:21:08.448
Track Length	2.6920mi.
Total Laps	284
Total Distance Covered	764.5361mi.

Session Fastest Lap History

NO	CL	NAME	LAP TIME	TIME OF DAY	LAP	VEHICLE
86	TWINS	**Anthony JOHNSON**	**1:48.424**	14:10:27.424	2	BMW F900
179	TWINS	**James O'MARA**	**1:48.292**	14:10:27.493	2	BMW F900R
47	TWINS	**Fenton SEABRIGHT**	**1:46.732**	14:10:34.490	2	Aprilia RS 660
47	TWINS	**Fenton SEABRIGHT**	**1:44.793**	14:12:19.302	3	Aprilia RS 660
47	TWINS	**Fenton SEABRIGHT**	**1:44.547**	14:14:03.830	4	Aprilia RS 660

Session Leader History

NO	CL	NAME	FROM LAP	LAPS LED	DISTANCE	VEHICLE
86	TWINS	**Anthony JOHNSON**	1	4	10.76 miles	BMW F900
47	TWINS	**Fenton SEABRIGHT**	5	4	10.76 miles	Aprilia RS 660

Flag History

TYPE	TIME OF DAY
GREEN	14:06:45.226
FINISH	14:21:08.448

Flag Statistics

TYPE	COUNT	TOTAL LAPS	TOTAL TIME
Green	1	8	16:35.625
Red	0	0	0.000
Safety Car	0	0	0.000
FCY	0	0	0.000

Weather / Track : Sunny / Dry

Oulton Park International: 2.6920 miles
Date: 04/04/2025 Start: 14:06 Finish: 14:21

BMCRC-MRO Championships 2025 - Rnd 2 @ Oulton Park Int

Thunderbike Sport & Supertwins & Formula 400

RACE 3 - STATISTICS

CLASS : 18 Starters

Fastest Lap History

NO	NAME	LAP TIME	TIME OF DAY	LAP	VEHICLE
77	**Joe WHITE**	**1:52.392**	14:10:34.705	2	Suzuki GSXR 600
54	**Adam JAMISON**	**1:52.371**	14:10:36.630	2	Yamaha R6
77	**Joe WHITE**	**1:51.088**	14:12:25.793	3	Suzuki GSXR 600
54	**Adam JAMISON**	**1:51.061**	14:12:27.688	3	Yamaha R6
77	**Joe WHITE**	**1:50.756**	14:17:59.069	6	Suzuki GSXR 600

Leader History

NO	NAME	FROM LAP	LAPS LED	DISTANCE	VEHICLE
77	**Joe WHITE**	1	8	21.53 miles	Suzuki GSXR 600

Weather / Track : Sunny / Dry

Oulton Park International: 2.6920 miles
Date: 04/04/2025 Start: 14:06 Finish: 14:21

BMCRC-MRO Championships 2025 - Rnd 2 @ Oulton Park Int

Thunderbike Sport & Supertwins & Formula 400

RACE 3 - STATISTICS

CLASS : TWINS

11 Starters

Fastest Lap History

NO	NAME	LAP TIME	TIME OF DAY	LAP	VEHICLE
86	**Anthony JOHNSON**	**1:48.424**	14:10:27.424	2	BMW F900
179	**James O'MARA**	**1:48.292**	14:10:27.493	2	BMW F900R
47	**Fenton SEABRIGHT**	**1:46.732**	14:10:34.490	2	Aprilia RS 660
47	**Fenton SEABRIGHT**	**1:44.793**	14:12:19.302	3	Aprilia RS 660
47	**Fenton SEABRIGHT**	**1:44.547**	14:14:03.830	4	Aprilia RS 660

Leader History

NO	NAME	FROM LAP	LAPS LED	DISTANCE	VEHICLE
86	**Anthony JOHNSON**	1	4	10.76 miles	BMW F900
47	**Fenton SEABRIGHT**	5	4	10.76 miles	Aprilia RS 660

Weather / Track : Sunny / Dry

Oulton Park International: 2.6920 miles
Date: 04/04/2025 Start: 14:06 Finish: 14:21

BMCRC-MRO Championships 2025 - Rnd 2 @ Oulton Park Int

Thunderbike Sport & Supertwins & Formula 400

RACE 3 - STATISTICS

CLASS : F400

11 Starters

Fastest Lap History

NO	NAME	LAP TIME	TIME OF DAY	LAP	VEHICLE
33	**David LINDEMANN**	**1:49.550**	14:10:30.799	2	Kawasaki ZX4R
33	**David LINDEMANN**	**1:49.465**	14:12:20.263	3	Kawasaki ZX4R
33	**David LINDEMANN**	**1:49.286**	14:14:09.549	4	Kawasaki ZX4R
33	**David LINDEMANN**	**1:49.109**	14:15:58.659	5	Kawasaki ZX4R
33	**David LINDEMANN**	**1:49.018**	14:17:47.677	6	Kawasaki ZX4R

Leader History

NO	NAME	FROM LAP	LAPS LED	DISTANCE	VEHICLE
33	**David LINDEMANN**	1	8	21.53 miles	Kawasaki ZX4R

Weather / Track : Sunny / Dry

Oulton Park International: 2.6920 miles
Date: 04/04/2025 Start: 14:06 Finish: 14:21

BMCRC THUNDERBIKE SPORT

BMCRC SUPERTWINS

BMCRC FORMULA 400

BMCRC-MRO Championships 2025 - Rnd 2 @ Oulton Park Int

Thunderbike Sport & Supertwins & Formula 400

RACE 3 - GRID (10 Laps)

ROW 14	42	50	Alex TUFNALL	41	164	George COWIE	40	53 Peter HAMMOND 2:08.463
ROW 13	39	40	Archie ORMROD 2:07.267	38	89	Daryl SKINNS 2:06.404	37	333 Andrew HOUGHTON 2:06.336
ROW 12	36	26	Damian LEE 2:02.743	35	402	Kaine FARR 2:02.282	34	137 Colin McPHERSON 2:02.047
ROW 11	33	157	Geoff MOOK 2:01.717	32	12	Andy JACKSON 2:00.663	31	79 Sean CRONE
ROW 10	30	55	Magnus MANSON-CHUBB 2:00.437	29	30	David LUFF 1:59.726	28	131 Nicholas KINGSTONE 1:59.159
ROW 9	27	85	Andrew KITE 1:58.831	26	16	Greg PYMM 1:58.409	25	67 Simon HARVEY 1:58.293
ROW 8	24	115	Jake DONKERSLEY 1:54.381	23	8	Leigh SMITH 1:54.106	22	69 Terry SMITH 1:53.674
ROW 7	21	110	Sean GOSLING 1:53.057	20	994	Adrian HOWARD 1:52.866	19	81 Malvern MAY 1:52.823
ROW 6	18	2	James SEATH 1:52.800	17	5	Logan STONE 1:52.261	16	48 Shaun WALLIS
ROW 5	15	76	Luca WILKINSON 1:51.361	14	73	Ollie SIMS 1:51.278	13	161 Aleisha LAYTON 1:51.131
ROW 4	12	54	Adam JAMISON 1:51.061	11	27	Ben BROWN 1:50.949	10	95 Greg MARSHALL 1:50.822
ROW 3	9	77	Joe WHITE 1:50.756	8	19	Craig DANCE 1:49.561	7	33 David LINDEMANN 1:49.018
ROW 2	6	818	Michael BAMPTON 1:49.013	5	3	Oliver ARBON 1:48.978	4	86 Anthony JOHNSON 1:47.426
ROW 1	3	28	Jack MUIR 1:47.310	2	179	James O'MARA 1:47.290	1	47 Fenton SEABRIGHT 1:44.547
								Pole

These results are provisional until the conclusion of any judicial and technical matters.

Oulton Park International: 2.6920 miles

Clerk Of Course:	Timekeeper: Craig Smith	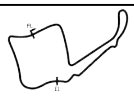

Results can be found at www.tsl-timing.com

Printed - 14:30 Friday, 04 April 2025

BMCRC THUNDERBIKE SPORT

BMCRC SUPERTWINS

BMCRC FORMULA 400

BMCRC-MRO Championships 2025 - Rnd 2 @ Oulton Park Int

Thunderbike Sport & Supertwins & Formula 400

RACE 3 - CLASSIFICATION

Race Distance: 9 Laps / 24.22 miles

POS	NO	CL	PIC	NAME	ENTRY	LAPS	TIME	GAP	DIFF	MPH	BEST	ON	GRD	↑↓
1	47	TWINS	1	Fenton SEABRIGHT	Aprilia RS 660 - Fhs racing	9	15:50.068			91.80	1:44.495	5	1	0
2	179	TWINS	2	James O'MARA	BMW F900R - BRP Machining Ltd - Alton Compressor Servi	9	16:09.714	19.646	19.646	89.94	1:47.024	4	2	0
3	28	TWINS	3	Jack MUIR	Aprilia RS660 -	9	16:12.013	21.945	2.299	89.73	1:46.765	5	3	0
4	86	TWINS	4	Anthony JOHNSON	BMW F900 - #333 Motorsport NYR Alco	9	16:17.117	27.049	5.104	89.26	1:47.874	4	4	0
5	33	F400	1	David LINDEMANN	Kawasaki ZX4R - Giraffe Decorators	9	16:34.797	44.729	17.680	87.67	1:49.063	5	7	2
6	818	TWINS	5	Michael BAMPTON	Aprilia RS660 - CalonRacing	9	16:39.207	49.139	4.410	87.29	1:49.015	5	6	0
7	19	F400	2	Craig DANCE	Kawasaki ZX400 RR - 2 brothers scaffolding	9	16:43.011	52.943	3.804	86.95	1:48.509	5	8	1
8	77		1	Joe WHITE	Suzuki GSXR 600 - The Race Shack /Just In Graphics	9	16:43.424	53.356	0.413	86.92	1:50.110	8	9	1
9	54		2	Adam JAMISON	Yamaha R6 - Team AJR	9	16:50.899	1:00.831	7.475	86.28	1:50.872	7	12	3
10	48		3	Shaun WALLIS	Yamaha R6 - MBC Despatch Racing	9	16:51.394	1:01.326	0.495	86.23	1:50.679	2	16	6
11	95	F400	3	Greg MARSHALL	Kawasaki NINJA 400 - EBCBrakes, Redline, Cobb & Jagger	9	16:52.460	1:02.392	1.066	86.14	1:50.681	7	10	-1
12	76	F400	4	Luca WILKINSON	Kawasaki ZX4RR - Speedy Freight - NW Racing	9	16:52.527	1:02.459	0.067	86.14	1:50.953	2	15	3
13	27	TWINS	6	Ben BROWN	Yamaha R7 - Hunts Motorcycles	9	16:52.593	1:02.525	0.066	86.13	1:50.579	7	11	-2
14	73	F400	5	Ollie SIMS	- Motorbodies Weston ltd	9	16:52.800	1:02.732	0.207	86.11	1:50.785	7	14	0
15	2	TWINS	7	James SEATH	Aprilia RS660 - Ovenden Earthmoving	9	16:58.524	1:08.456	5.724	85.63	1:50.676	8	18	3
16	994		4	Adrian HOWARD	Suzuki GSXR 600 - Geary Roofing & Building Services	8	15:19.599	1 Lap	1 Lap	84.30	1:52.657	2	20	4
17	81	TWINS	8	Malvern MAY	Aprilia RS660 - IMP racing	8	15:20.177	1 Lap	0.578	84.25	1:52.676	7	19	2
18	69		5	Terry SMITH	Yamaha R6 - IMP Racing	8	15:29.458	1 Lap	9.281	83.41	1:53.839	6	22	4
19	8		6	Leigh SMITH	Suzuki GSXR600 - Smiths Mechanical Support Ltd, Lamond	8	15:31.542	1 Lap	2.084	83.22	1:54.242	8	23	4
20	67	TWINS	9	Simon HARVEY	Suzuki SV650 - Retirement Fund Racing	8	15:48.973	1 Lap	17.431	81.69	1:56.446	2	25	5
21	5		7	Logan STONE	Yamaha R6 -	8	16:00.983	1 Lap	12.010	80.67	1:53.825	2	17	-4
22	55		8	Magnus MANSON-CHUBB	Kawasaki ZXR400L -	8	16:06.717	1 Lap	5.734	80.19	1:57.357	7	30	8
23	12	TWINS	10	Andy JACKSON	Kawasaki ER650 - Andy Jackson Racing Club 12	8	16:09.772	1 Lap	3.055	79.94	1:58.914	6	32	9
24	79	F400	6	Sean CRONE	Kawasaki EX - BD Racing	8	16:10.546	1 Lap	0.774	79.88	1:58.532	6	31	7
25	26	F400	7	Damian LEE	Yamaha TZR250 - Leed Autos	8	16:11.230	1 Lap	0.684	79.82	1:58.809	6	36	11
26	85		9	Andrew KITE	Ducati 749 - Red Rebel Racing	8	16:13.292	1 Lap	2.062	79.65	1:57.902	8	27	1
27	402		10	Kaine FARR	Suzuki GSXR - The Elms B&B Snetterton	8	16:17.011	1 Lap	3.719	79.35	1:58.428	8	35	8
28	137		11	Colin McPHERSON	Yamaha R6 -	8	16:18.640	1 Lap	1.629	79.22	1:58.653	8	34	6
29	16*		12	Greg PYMM	Suzuki GSXR600 - Precision Installations, CMR, Grim Fabri	8	16:23.120	1 Lap	4.480	78.86	1:58.626	6	26	-3
30	131		13	Nicholas KINGSTONE	Suzuki GSXR600 -	8	16:34.179	1 Lap	11.059	77.98	2:01.443	7	28	-2
31	164	F400	8	George COWIE	Kawasaki NINJA 400 - Faraldo racing	8	16:36.403	1 Lap	2.224	77.81	2:01.213	7	41	10
32	333		14	Andrew HOUGHTON	- Techoir	8	16:41.697	1 Lap	5.294	77.39	2:03.098	6	37	5
33	53		15	Peter HAMMOND	Suzuki SRAD -	8	17:00.182	1 Lap	18.485	75.99	2:04.827	7	40	7
34	40	F400	9	Archie ORMROD	Kawasaki NINJA400 - Prestige Flooring	7	15:09.080	2 Laps	1 Lap	74.62	2:06.437	2	39	5

NOT CLASSIFIED

DNF	115	F400		Jake DONKERSLEY	Kawasaki ZX4RR -	8	15:19.994	1 Lap	0.000	84.27	1:53.365	2	24	
DNF	50*	TWINS		Alex TUFNALL	Aprilia RS660 -	5	11:37.795	4 Laps	3 Laps	69.44	1:57.481	4	42	
DNF	30			David LUFF	Suzuki SV 650 - ATP & Sarah O'Neill	4	8:16.823	5 Laps	1 Lap	78.02	2:00.676	3	29	
DNF	161	F400		Aleisha LAYTON	Kawasaki NINJA 400 -	1	1:59.784	8 Laps	3 Laps	80.90			13	

FASTEST LAP

47	TWINS	Fenton SEABRIGHT	Aprilia RS 660 - Fhs racing	5	1:44.495	92.74 mph	149.25 kph
19	F400	Craig DANCE	Kawasaki ZX400 RR - 2 brothers scaffolding	5	1:48.509	89.31 mph	143.73 kph
77		Joe WHITE	Suzuki GSXR 600 - The Race Shack /Just In Graphics	8	1:50.110	88.01 mph	141.64 kph

#16 - 10 Second Jump Start Penalty
#50 - 10 Second Penalty - Yellow Flag Infringement
Class TWINS - 92.5% of Race Speed = 84.91 mph
Class F400 - 92.5% of Race Speed = 81.09 mph
Class - 92.5% of Race Speed = 80.40 mph

Red Flag (end of session): 11:08

Weather / Track : Cloudy / Dry

These results are provisional until the conclusion of any judicial and technical matters.

Date: 05/04/2025 Start: 10:51 Finish: 11:07
Oulton Park International: 2.6920 miles

Clerk Of Course:	Timekeeper: Craig Smith	

Results can be found at www.tsl-timing.com

Printed - 11:17 Saturday, 05 April 2025

BMCRC-MRO Championships 2025 - Rnd 2 @ Oulton Park Int

Thunderbike Sport & Supertwins & Formula 400

RACE 3 - LAP CHART

LAP 1 @ 10:53:45.133

NO	BEHIND	LAP TIME
47		1:48.976
179	1.369	1:50.345
86	2.868	1:51.844
28	2.915	1:51.891
19	5.202	1:54.178
76	8.365	1:57.341
818	8.390	1:57.366
33	8.695	1:57.671
77	8.801	1:57.777
54	9.254	1:58.230
95	9.856	1:58.832
27	10.103	1:59.079
73	10.702	1:59.678
161	10.808	1:59.784
48	10.839	1:59.815
994	11.948	2:00.924
5	12.323	2:01.299
2	12.934	2:01.910
115	13.519	2:02.495
81	14.504	2:03.480
69	14.602	2:03.578
8	15.637	2:04.613
67	16.099	2:05.075
16	18.950	2:07.926
55	19.237	2:08.213
50	19.627	2:08.603
79	19.738	2:08.714
30	20.562	2:09.538
131	22.931	2:11.907
12	23.313	2:12.289
26	23.426	2:12.402
137	23.641	2:12.617
333	24.328	2:13.304
85	24.843	2:13.819
402	26.489	2:15.465
164	27.861	2:16.837
40	27.959	2:16.935
53	28.166	2:17.142

LAP 2 @ 10:55:30.213

NO	BEHIND	LAP TIME
47		1:45.080
179	3.752	1:47.463
28	5.114	1:47.279
86	6.203	1:48.415
19	9.387	1:49.265
818	12.852	1:49.542
33	13.515	1:49.900
76	14.238	1:50.953
77	14.726	1:51.005
54	16.291	1:52.117
48	16.438	1:50.679
27	17.124	1:52.101
95	17.134	1:52.358
73	17.581	1:51.959
994	19.525	1:52.657
2	20.949	1:53.095
5	21.068	1:53.825
115	21.804	1:53.365
81	23.631	1:54.207
69	25.890	1:56.368
8	26.935	1:56.378
67	27.465	1:56.446
16	35.150	2:01.280
50	35.437	2:00.890
55	36.423	2:02.266
79	36.738	2:02.080
30	36.934	2:01.452
12	37.890	1:59.657
26	39.121	2:00.775
137	41.114	2:02.553
333	43.149	2:03.901
85	43.805	2:04.042
402	44.078	2:02.669
131	44.135	2:06.284
164	45.669	2:02.888
40	49.316	2:06.437
53	50.297	2:07.211

LAP 3 @ 10:57:15.388

NO	BEHIND	LAP TIME
47		1:45.175
179	6.018	1:47.441
28	7.182	1:47.243
86	9.115	1:48.087
19	13.910	1:49.698
818	16.890	1:49.213
33	17.857	1:49.517
76	20.038	1:50.975
77	20.217	1:50.666
48	22.352	1:51.089
54	22.587	1:51.471
95	22.944	1:50.985
27	23.087	1:51.138
73	23.349	1:50.943
994	28.052	1:53.702
2	28.147	1:52.373
115	31.452	1:54.823
81	33.755	1:55.299
69	37.418	1:56.703
8	38.109	1:56.349
67	38.949	1:56.659
50	48.839	1:58.577
16	51.626	2:01.651
55	52.164	2:00.916
30	52.435	2:00.676
12	53.240	2:00.525
79	53.953	2:02.390
26	54.273	2:00.327
5	56.800	2:20.907
137	59.157	2:03.218
85	59.516	2:00.886
402	1:00.137	2:01.234
333	1:02.336	2:04.362
131	1:04.054	2:05.094
164	1:05.120	2:04.626
40	1:12.323	2:08.182
53	1:12.406	2:07.284

LAP 4 @ 10:59:00.044

NO	BEHIND	LAP TIME
47		1:44.656
179	8.386	1:47.024
28	9.342	1:46.816
86	12.333	1:47.874
19	18.171	1:48.917
818	21.414	1:49.180
33	22.397	1:49.196
76	26.528	1:51.146
77	26.556	1:50.995
54	29.082	1:51.151
48	29.399	1:51.703
27	29.493	1:51.062
95	29.940	1:51.652
73	30.157	1:51.464
994	37.587	1:54.191
2	37.644	1:54.153
115	40.665	1:53.869
81	44.234	1:55.135
69	47.848	1:55.086
8	48.373	1:54.920
67	52.042	1:57.749
50	1:01.664	1:57.481
16	1:06.956	1:59.986
55	1:07.589	2:00.081
12	1:08.575	1:59.991
5	1:09.054	1:56.910
79	1:09.278	1:59.981
26	1:10.271	2:00.654
30	1:12.936	2:05.157 P
85	1:15.262	2:00.402
137	1:15.650	2:01.149
402	1:15.761	2:00.280
333	1:21.758	2:04.078
131	1:22.363	2:02.965
164	1:23.323	2:02.859
53	1:33.997	2:06.247
40	1:36.854	2:09.187

LAP 5 @ 11:00:44.539

NO	BEHIND	LAP TIME
47		1:44.495
179	11.455	1:47.564
28	11.612	1:46.765
86	15.770	1:47.932
19	22.185	1:48.509
818	25.934	1:49.015
33	26.965	1:49.063
77	33.633	1:51.572
76	33.806	1:51.773
54	36.098	1:51.511
48	36.364	1:51.460
27	36.633	1:51.635
95	36.976	1:51.531
73	37.137	1:51.475
2	45.192	1:52.043
994	47.236	1:54.144
115	49.883	1:53.713
81	52.888	1:53.149
69	58.780	1:55.427
8	59.051	1:55.173
67	1:06.136	1:58.589
16	1:23.463	2:01.002
5	1:23.544	1:58.985
12	1:24.120	2:00.040
55	1:24.498	2:01.404
79	1:25.450	2:00.667
26	1:25.739	1:59.963
85	1:30.682	1:59.915
137	1:31.748	2:00.593
402	1:32.359	2:01.093
131	1:40.848	2:02.980
164	1:42.411	2:03.583
333	1:42.746	2:05.483

LAP 6 @ 11:02:30.264

NO	BEHIND	LAP TIME
47		1:45.725
53	1 Lap	2:06.462
179	13.065	1:47.335
28	13.399	1:47.512
40	1 Lap	2:09.949
86	18.116	1:48.071
19	25.499	1:49.039
33	31.332	1:50.092
818	31.369	1:51.160
77	38.044	1:50.136
76	40.616	1:52.535
54	41.796	1:51.423
48	42.004	1:51.365
95	42.500	1:51.249
27	42.743	1:51.835
73	43.394	1:51.982
2	50.635	1:51.168
50	1 Lap	3:22.244 P
994	55.817	1:54.306
115	57.933	1:53.775
81	1:00.356	1:53.193
69	1:06.894	1:53.839
8	1:08.483	1:55.157
67	1:19.138	1:58.727
5	1:34.468	1:56.649
16	1:36.364	1:58.626
55	1:37.090	1:58.317
12	1:37.309	1:58.914
79	1:38.257	1:58.532
26	1:38.823	1:58.809
85	1:43.034	1:58.077

LAP 7 @ 11:04:15.470

NO	BEHIND	LAP TIME
47		1:45.206
137	1 Lap	1:59.688
402	1 Lap	1:59.396
131	1 Lap	2:01.978
164	1 Lap	2:02.302
333	1 Lap	2:03.098
179	15.057	1:47.198
28	15.200	1:47.007
86	21.258	1:48.348
19	30.742	1:50.449
53	1 Lap	2:05.719
33	35.904	1:49.778
818	37.947	1:51.784
40	1 Lap	2:09.251
77	43.411	1:50.573
76	47.230	1:51.820
54	47.462	1:50.872
95	47.975	1:50.681
48	48.026	1:51.228
27	48.116	1:50.579
73	48.973	1:50.785
2	56.486	1:51.057
994	1:04.948	1:54.337
115	1:06.267	1:53.540
81	1:07.826	1:52.676
69	1:16.294	1:54.606
8	1:17.987	1:54.710
67	1:32.183	1:58.251
5	1:45.184	1:55.922

LAP 8 @ 11:06:00.778

NO	BEHIND	LAP TIME
47		1:45.308
55	1 Lap	1:57.357
12	1 Lap	1:58.934
79	1 Lap	1:58.785
26	1 Lap	1:59.091
16	1 Lap	2:02.555
85	1 Lap	1:58.249
402	1 Lap	1:58.446
137	1 Lap	2:00.169
179	16.933	1:47.184
28	19.113	1:49.221
86	24.081	1:48.131
131	1 Lap	2:01.443
164	1 Lap	2:01.213
333	1 Lap	2:03.228
33	40.708	1:50.112
818	43.311	1:50.672
19	46.642	2:01.208
77	48.213	1:50.110
53	1 Lap	2:04.827
54	54.154	1:52.000
48	54.302	1:51.584
95	55.012	1:52.345
76	55.065	1:53.143
27	55.111	1:52.303
73	56.327	1:52.662
2	1:01.854	1:50.676
40	1 Lap	2:09.139
994	1:14.978	1:55.338
115	1:15.373	1:54.414
81	1:15.556	1:53.038
69	1:24.837	1:53.851
8	1:26.921	1:54.242
67	1:44.352	1:57.477

LAP 9 @ 11:07:46.225

NO	BEHIND	LAP TIME
47		1:45.447
5	1 Lap	1:56.486
55	1 Lap	1:58.163
179	19.646	1:48.160
12	1 Lap	1:59.422
79	1 Lap	1:59.397
26	1 Lap	1:59.209
28	21.945	1:48.279
16	1 Lap	2:00.094
85	1 Lap	1:57.902
402	1 Lap	1:58.428
86	27.049	1:48.415
137	1 Lap	1:58.653
131	1 Lap	2:01.528
33	44.729	1:49.468
164	1 Lap	2:02.095
818	49.139	1:51.275
333	1 Lap	2:04.243
19	52.943	1:51.748
77	53.356	1:50.590
54	1:00.831	1:52.124
48	1:01.326	1:52.471
95	1:02.392	1:52.827
76	1:02.459	1:52.841
27	1:02.525	1:52.861

Weather / Track : Cloudy / Dry

Oulton Park International: 2.6920 miles
Date: 05/04/2025 Start: 10:51 Finish: 11:07

BMCRC-MRO Championships 2025 - Rnd 2 @ Oulton Park Int

Thunderbike Sport & Supertwins & Formula 400

RACE 3 - LAP CHART

73	1:02.732	1:51.852
2	1:08.456	1:52.049
53	1 Lap	2:05.290

Weather / Track : Cloudy / Dry

Oulton Park International: 2.6920 miles
Date: 05/04/2025 Start: 10:51 Finish: 11:07

BMCRC-MRO Championships 2025 - Rnd 2 @ Oulton Park Int

Thunderbike Sport & Supertwins & Formula 400

RACE 3 - POSITION CHART

No	Name	Lap / Pos	1	2	3	4	5	6	7	8	9
47	SEABRIGHT	1	47	47	47	47	47	47	47	47	47
179	O'MARA	2	179	179	179	179	179	179	179	179	179
28	MUIR	3	86	28	28	28	28	28	28	28	28
86	JOHNSON	4	28	86	86	86	86	86	86	86	86
818	BAMPTON	5	19	19	19	19	19	19	19	33	33
33	LINDEMANN	6	76	818	818	818	818	33	33	818	818
19	DANCE	7	818	33	33	33	33	818	818	19	19
77	WHITE	8	33	76	76	76	77	77	77	77	77
95	MARSHALL	9	77	77	77	77	76	76	76	54	54
27	BROWN	10	54	54	48	54	54	54	54	48	48
54	JAMISON	11	95	48	54	48	48	48	95	95	95
161	LAYTON	12	27	27	95	27	27	95	48	76	76
73	SIMS	13	73	95	27	95	95	27	27	27	27
76	WILKINSON	14	161	73	73	73	73	73	73	73	73
48	WALLIS	15	48	994	994	994	2	2	2	2	2
5	STONE	16	994	2	2	2	994	994	994	994	
2	SEATH	17	5	5	115	115	115	115	115	115	
81	MAY	18	2	115	81	81	81	81	81	81	
994	HOWARD	19	115	81	69	69	69	69	69	69	
69	SMITH	20	81	69	8	8	8	8	8	8	
8	SMITH	21	69	8	67	67	67	67	67	67	
115	DONKERSLEY	22	8	67	50	50	16	5	5	5	
67	HARVEY	23	67	16	16	16	5	16	55	55	
16	PYMM	24	16	50	55	55	12	55	12	12	
85	KITE	25	55	55	30	12	55	12	79	79	
131	KINGSTONE	26	50	79	12	5	79	79	26	26	
30	LUFF	27	79	30	79	79	26	26	16	16	
55	MANSON-CHUBB	28	30	12	26	26	85	85	85	85	
79	CRONE	29	131	26	5	*30*	137	137	402	402	
12	JACKSON	30	12	137	137	85	402	402	137	137	
137	McPHERSON	31	26	333	85	137	131	131	131	131	
402	FARR	32	137	85	402	402	164	164	164	164	
26	LEE	33	333	402	333	333	333	333	333	333	
333	HOUGHTON	34	85	131	131	131	53	53	53	53	
40	ORMROD	35	402	164	164	164	40	40	40		
53	HAMMOND	36	164	40	40	53	*50*				
164	COWIE	37	40	53	53	40					
50	TUFNALL	38	53								

Weather / Track : Cloudy / Dry

Oulton Park International: 2.6920 miles
Date: 05/04/2025 Start: 10:51 Finish: 11:07

Results can be found at www.tsl-timing.com

Printed - 11:15 Saturday, 05 April 2025

BMCRC-MRO Championships 2025 - Rnd 2 @ Oulton Park Int

Thunderbike Sport & Supertwins & Formula 400

RACE 3 - SECTOR ANALYSIS

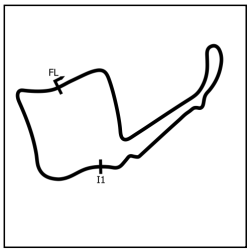

SECTOR 1 = FL to I1, SECTOR 2 = I1 to FL, DIFF = Difference To Personal Best Lap, P = Crossed Finish Line in Pit Lane, D = Time Disallowed

P1 47 TWINS Fenton SEABRIGHT

Aprilia RS 660 - Fhs racing

IDEAL LAP TIME : 1:44.344 BEST LAP TIME : 1:44.495 DIFFERENCE : 0.151

LAP	SECTOR 1	SECTOR 2	LAP TIME	MPH	DIFF	TIME OF DAY
1 -		29.206	1:48.976	88.93	4.481	10:53:45.133
2 -	1:15.892	29.188	1:45.080 (3)	92.22	0.585	10:55:30.213
3 -	1:16.091	29.084	1:45.175	92.14	0.680	10:57:15.388
4 -	1:15.775	28.881	1:44.656 (2)	92.60	0.161	10:59:00.044
5 -	***1:15.529***	28.966	***1:44.495 (1)***	***92.74***		***11:00:44.539***
6 -	1:16.751	28.974	1:45.725	91.66	1.230	11:02:30.264
7 -	1:16.265	28.941	1:45.206	92.11	0.711	11:04:15.470
8 -	1:16.493	***28.815***	1:45.308	92.02	0.813	11:06:00.778
9 -	1:16.620	28.827	1:45.447	91.90	0.952	11:07:46.225

P2 179 TWINS James O'MARA

BMW F900R - BRP Machining Ltd - Alton Compressor Servicess

IDEAL LAP TIME : 1:46.931 BEST LAP TIME : 1:47.024 DIFFERENCE : 0.093

LAP	SECTOR 1	SECTOR 2	LAP TIME	MPH	DIFF	TIME OF DAY
1 -		29.440	1:50.345	87.82	3.321	10:53:46.502
2 -	1:17.853	29.610	1:47.463	90.18	0.439	10:55:33.965
3 -	1:17.829	29.612	1:47.441	90.20	0.417	10:57:21.406
4 -	***1:17.603***	29.421	***1:47.024 (1)***	***90.55***		***10:59:08.430***
5 -	1:18.045	29.519	1:47.564	90.09	0.540	11:00:55.994
6 -	1:17.765	29.570	1:47.335	90.29	0.311	11:02:43.329
7 -	1:17.870	***29.328***	1:47.198 (3)	90.40	0.174	11:04:30.527
8 -	1:17.840	29.344	1:47.184 (2)	90.41	0.160	11:06:17.711
9 -	1:18.306	29.854	1:48.160	89.60	1.136	11:08:05.871

P3 28 TWINS Jack MUIR

Aprilia RS660 -

IDEAL LAP TIME : 1:46.415 BEST LAP TIME : 1:46.765 DIFFERENCE : 0.350

LAP	SECTOR 1	SECTOR 2	LAP TIME	MPH	DIFF	TIME OF DAY
1 -		29.588	1:51.891	86.61	5.126	10:53:48.048
2 -	1:17.968	29.311	1:47.279	90.33	0.514	10:55:35.327
3 -	1:17.842	29.401	1:47.243	90.36	0.478	10:57:22.570
4 -	1:17.411	29.405	1:46.816 (2)	90.72	0.051	10:59:09.386
5 -	***1:17.150***	29.615	***1:46.765 (1)***	***90.77***		***11:00:56.151***
6 -	1:17.670	29.842	1:47.512	90.14	0.747	11:02:43.663
7 -	1:17.742	***29.265***	1:47.007 (3)	90.56	0.242	11:04:30.670
8 -	1:19.856	29.365	1:49.221	88.73	2.456	11:06:19.891
9 -	1:17.694	30.585	1:48.279	89.50	1.514	11:08:08.170

P4 86 TWINS Anthony JOHNSON

BMW F900 - #333 Motorsport NYR Alco

IDEAL LAP TIME : 1:47.835 BEST LAP TIME : 1:47.874 DIFFERENCE : 0.039

LAP	SECTOR 1	SECTOR 2	LAP TIME	MPH	DIFF	TIME OF DAY
1 -		29.622	1:51.844	86.65	3.970	10:53:48.001
2 -	1:18.704	29.711	1:48.415	89.39	0.541	10:55:36.416
3 -	1:18.545	***29.542***	1:48.087	89.66	0.213	10:57:24.503
4 -	***1:18.293***	29.581	***1:47.874 (1)***	***89.83***		***10:59:12.377***
5 -	1:18.381	29.551	1:47.932 (2)	89.79	0.058	11:01:00.309
6 -	1:18.353	29.718	1:48.071 (3)	89.67	0.197	11:02:48.380
7 -	1:18.676	29.672	1:48.348	89.44	0.474	11:04:36.728
8 -	1:18.429	29.702	1:48.131	89.62	0.257	11:06:24.859
9 -	1:18.448	29.967	1:48.415	89.39	0.541	11:08:13.274

Weather / Track : Cloudy / Dry

Oulton Park International: 2.6920 miles
Date: 05/04/2025 Start: 10:51 Finish: 11:07

BMCRC-MRO Championships 2025 - Rnd 2 @ Oulton Park Int

Thunderbike Sport & Supertwins & Formula 400

RACE 3 - SECTOR ANALYSIS

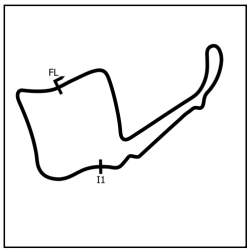

SECTOR 1 = FL to I1, SECTOR 2 = I1 to FL, DIFF = Difference To Personal Best Lap, P = Crossed Finish Line in Pit Lane, D = Time Disallowed

P5 33 F400 David LINDEMANN — Kawasaki ZX4R - Giraffe Decorators

IDEAL LAP TIME : 1:48.932 BEST LAP TIME : 1:49.063 DIFFERENCE : 0.131

LAP	SECTOR 1	SECTOR 2	LAP TIME	MPH	DIFF	TIME OF DAY
1 -		30.707	1:57.671	82.35	8.608	10:53:53.828
2 -	1:19.891	30.009	1:49.900	88.18	0.837	10:55:43.728
3 -	1:19.484	30.033	1:49.517	88.49	0.454	10:57:33.245
4 -	***1:18.977***	30.219	1:49.196 **(2)**	88.75	0.133	10:59:22.441
5 -	1:19.108	***29.955***	***1:49.063*** **(1)**	***88.85***		***11:01:11.504***
6 -	1:19.741	30.351	1:50.092	88.02	1.029	11:03:01.596
7 -	1:19.633	30.145	1:49.778	88.28	0.715	11:04:51.374
8 -	1:19.866	30.246	1:50.112	88.01	1.049	11:06:41.486
9 -	1:19.140	30.328	1:49.468 **(3)**	88.53	0.405	11:08:30.954

P6 818 TWINS Michael BAMPTON — Aprilia RS660 - CalonRacing

IDEAL LAP TIME : 1:48.730 BEST LAP TIME : 1:49.015 DIFFERENCE : 0.285

LAP	SECTOR 1	SECTOR 2	LAP TIME	MPH	DIFF	TIME OF DAY
1 -		30.374	1:57.366	82.57	8.351	10:53:53.523
2 -	1:19.648	29.894	1:49.542	88.47	0.527	10:55:43.065
3 -	1:19.556	***29.657***	1:49.213 **(3)**	88.73	0.198	10:57:32.278
4 -	1:19.372	29.808	1:49.180 **(2)**	88.76	0.165	10:59:21.458
5 -	***1:19.073***	29.942	***1:49.015*** **(1)**	***88.89***		***11:01:10.473***
6 -	1:20.288	30.872	1:51.160	87.18	2.145	11:03:01.633
7 -	1:21.311	30.473	1:51.784	86.69	2.769	11:04:53.417
8 -	1:20.513	30.159	1:50.672	87.56	1.657	11:06:44.089
9 -	1:20.391	30.884	1:51.275	87.09	2.260	11:08:35.364

P7 19 F400 Craig DANCE — Kawasaki ZX400 RR - 2 brothers scaffolding

IDEAL LAP TIME : 1:48.509 BEST LAP TIME : 1:48.509 DIFFERENCE : 0.000

LAP	SECTOR 1	SECTOR 2	LAP TIME	MPH	DIFF	TIME OF DAY
1 -		30.292	1:54.178	84.87	5.669	10:53:50.335
2 -	1:19.409	29.856	1:49.265	88.69	0.756	10:55:39.600
3 -	1:19.403	30.295	1:49.698	88.34	1.189	10:57:29.298
4 -	1:18.922	29.995	1:48.917 **(2)**	88.97	0.408	10:59:18.215
5 -	***1:18.661***	***29.848***	***1:48.509*** **(1)**	***89.31***		***11:01:06.724***
6 -	1:18.987	30.052	1:49.039 **(3)**	88.87	0.530	11:02:55.763
7 -	1:19.841	30.608	1:50.449	87.74	1.940	11:04:46.212
8 -	1:29.931	31.277	2:01.208	79.95	12.699	11:06:47.420
9 -	1:20.909	30.839	1:51.748	86.72	3.239	11:08:39.168

P8 77 Joe WHITE — Suzuki GSXR 600 - The Race Shack /Just In Graphics

IDEAL LAP TIME : 1:49.928 BEST LAP TIME : 1:50.110 DIFFERENCE : 0.182

LAP	SECTOR 1	SECTOR 2	LAP TIME	MPH	DIFF	TIME OF DAY
1 -		30.716	1:57.777	82.28	7.667	10:53:53.934
2 -	1:20.934	30.071	1:51.005	87.30	0.895	10:55:44.939
3 -	1:20.650	30.016	1:50.666	87.57	0.556	10:57:35.605
4 -	1:20.530	30.465	1:50.995	87.31	0.885	10:59:26.600
5 -	1:21.073	30.499	1:51.572	86.86	1.462	11:01:18.172
6 -	***1:20.146***	29.990	1:50.136 **(2)**	87.99	0.026	11:03:08.308
7 -	1:20.791	***29.782***	1:50.573 **(3)**	87.64	0.463	11:04:58.881
8 -	1:20.293	29.817	***1:50.110*** **(1)**	***88.01***		***11:06:48.991***
9 -	1:20.479	30.111	1:50.590	87.63	0.480	11:08:39.581

Weather / Track : Cloudy / Dry

Oulton Park International: 2.6920 miles
Date: 05/04/2025 Start: 10:51 Finish: 11:07

BMCRC-MRO Championships 2025 - Rnd 2 @ Oulton Park Int

Thunderbike Sport & Supertwins & Formula 400

RACE 3 - SECTOR ANALYSIS

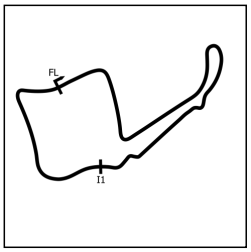

SECTOR 1 = FL to I1, SECTOR 2 = I1 to FL, DIFF = Difference To Personal Best Lap, P = Crossed Finish Line in Pit Lane, D = Time Disallowed

P9 54 Adam JAMISON — Yamaha R6 - Team AJR

IDEAL LAP TIME : 1:50.872 BEST LAP TIME : 1:50.872 DIFFERENCE : 0.000

LAP	SECTOR 1	SECTOR 2	LAP TIME	MPH	DIFF	TIME OF DAY
1 -		30.446	1:58.230	81.96	7.358	10:53:54.387
2 -	1:21.638	30.479	1:52.117	86.43	1.245	10:55:46.504
3 -	1:20.850	30.621	1:51.471	86.94	0.599	10:57:37.975
4 -	1:20.768	30.383	1:51.151 **(2)**	87.19	0.279	10:59:29.126
5 -	1:21.188	30.323	1:51.511	86.90	0.639	11:01:20.637
6 -	1:20.978	30.445	1:51.423 **(3)**	86.97	0.551	11:03:12.060
7 -	***1:20.609***	***30.263***	***1:50.872*** **(1)**	***87.40***		***11:05:02.932***
8 -	1:21.456	30.544	1:52.000	86.52	1.128	11:06:54.932
9 -	1:21.650	30.474	1:52.124	86.43	1.252	11:08:47.056

P10 48 Shaun WALLIS — Yamaha R6 - MBC Despatch Racing

IDEAL LAP TIME : 1:50.579 BEST LAP TIME : 1:50.679 DIFFERENCE : 0.100

LAP	SECTOR 1	SECTOR 2	LAP TIME	MPH	DIFF	TIME OF DAY
1 -		30.552	1:59.815	80.88	9.136	10:53:55.972
2 -	***1:20.287***	30.392	***1:50.679*** **(1)**	***87.56***		***10:55:46.651***
3 -	1:20.487	30.602	1:51.089 **(2)**	87.23	0.410	10:57:37.740
4 -	1:21.262	30.441	1:51.703	86.75	1.024	10:59:29.443
5 -	1:21.168	***30.292***	1:51.460	86.94	0.781	11:01:20.903
6 -	1:20.926	30.439	1:51.365	87.02	0.686	11:03:12.268
7 -	1:20.693	30.535	1:51.228 **(3)**	87.13	0.549	11:05:03.496
8 -	1:21.026	30.558	1:51.584	86.85	0.905	11:06:55.080
9 -	1:22.120	30.351	1:52.471	86.16	1.792	11:08:47.551

P11 95 F400 Greg MARSHALL — Kawasaki NINJA 400 - EBCBrakes, Redline, Cobb & Jagger

IDEAL LAP TIME : 1:50.648 BEST LAP TIME : 1:50.681 DIFFERENCE : 0.033

LAP	SECTOR 1	SECTOR 2	LAP TIME	MPH	DIFF	TIME OF DAY
1 -		30.344	1:58.832	81.55	8.151	10:53:54.989
2 -	1:21.820	30.538	1:52.358	86.25	1.677	10:55:47.347
3 -	***1:20.502***	30.483	1:50.985 **(2)**	87.32	0.304	10:57:38.332
4 -	1:21.308	30.344	1:51.652	86.79	0.971	10:59:29.984
5 -	1:21.173	30.358	1:51.531	86.89	0.850	11:01:21.515
6 -	1:20.788	30.461	1:51.249 **(3)**	87.11	0.568	11:03:12.764
7 -	1:20.535	***30.146***	***1:50.681*** **(1)**	***87.56***		***11:05:03.445***
8 -	1:21.620	30.725	1:52.345	86.26	1.664	11:06:55.790
9 -	1:22.485	30.342	1:52.827	85.89	2.146	11:08:48.617

P12 76 F400 Luca WILKINSON — Kawasaki ZX4RR - Speedy Freight - NW Racing

IDEAL LAP TIME : 1:50.761 BEST LAP TIME : 1:50.953 DIFFERENCE : 0.192

LAP	SECTOR 1	SECTOR 2	LAP TIME	MPH	DIFF	TIME OF DAY
1 -		30.768	1:57.341	82.59	6.388	10:53:53.498
2 -	1:20.691	***30.262***	***1:50.953*** **(1)**	***87.34***		***10:55:44.451***
3 -	***1:20.499***	30.476	1:50.975 **(2)**	87.32	0.022	10:57:35.426
4 -	1:20.646	30.500	1:51.146 **(3)**	87.19	0.193	10:59:26.572
5 -	1:21.029	30.744	1:51.773	86.70	0.820	11:01:18.345
6 -	1:21.478	31.057	1:52.535	86.11	1.582	11:03:10.880
7 -	1:20.858	30.962	1:51.820	86.66	0.867	11:05:02.700
8 -	1:21.812	31.331	1:53.143	85.65	2.190	11:06:55.843
9 -	1:21.908	30.933	1:52.841	85.88	1.888	11:08:48.684

Weather / Track : Cloudy / Dry

Oulton Park International: 2.6920 miles
Date: 05/04/2025 Start: 10:51 Finish: 11:07

BMCRC-MRO Championships 2025 - Rnd 2 @ Oulton Park Int

Thunderbike Sport & Supertwins & Formula 400

RACE 3 - SECTOR ANALYSIS

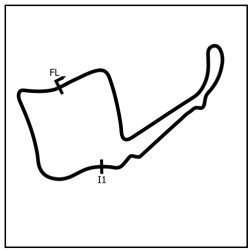

SECTOR 1 = FL to I1, SECTOR 2 = I1 to FL, DIFF = Difference To Personal Best Lap, P = Crossed Finish Line in Pit Lane, D = Time Disallowed

P13 27 TWINS Ben BROWN

Yamaha R7 - Hunts Motorcycles

IDEAL LAP TIME : 1:50.579 BEST LAP TIME : 1:50.579 DIFFERENCE : 0.000

LAP	SECTOR 1	SECTOR 2	LAP TIME	MPH	DIFF	TIME OF DAY
1 -		30.496	1:59.079	81.38	8.500	10:53:55.236
2 -	1:21.712	30.389	1:52.101	86.45	1.522	10:55:47.337
3 -	1:20.789	30.349	1:51.138 (3)	87.20	0.559	10:57:38.475
4 -	1:20.629	30.433	1:51.062 (2)	87.26	0.483	10:59:29.537
5 -	1:21.316	30.319	1:51.635	86.81	1.056	11:01:21.172
6 -	1:21.536	30.299	1:51.835	86.65	1.256	11:03:13.007
7 -	***1:20.429***	***30.150***	***1:50.579 (1)***	***87.64***		***11:05:03.586***
8 -	1:21.713	30.590	1:52.303	86.29	1.724	11:06:55.889
9 -	1:21.956	30.905	1:52.861	85.86	2.282	11:08:48.750

P14 73 F400 Ollie SIMS

- Motorbodies Weston ltd

IDEAL LAP TIME : 1:50.706 BEST LAP TIME : 1:50.785 DIFFERENCE : 0.079

LAP	SECTOR 1	SECTOR 2	LAP TIME	MPH	DIFF	TIME OF DAY
1 -		30.602	1:59.678	80.97	8.893	10:53:55.835
2 -	1:21.403	30.556	1:51.959	86.56	1.174	10:55:47.794
3 -	1:20.615	***30.328***	1:50.943 (2)	87.35	0.158	10:57:38.737
4 -	1:21.005	30.459	1:51.464 (3)	86.94	0.679	10:59:30.201
5 -	1:21.072	30.403	1:51.475	86.93	0.690	11:01:21.676
6 -	1:21.319	30.663	1:51.982	86.54	1.197	11:03:13.658
7 -	***1:20.378***	30.407	***1:50.785 (1)***	***87.47***		***11:05:04.443***
8 -	1:22.181	30.481	1:52.662	86.02	1.877	11:06:57.105
9 -	1:21.275	30.577	1:51.852	86.64	1.067	11:08:48.957

P15 2 TWINS James SEATH

Aprilia RS660 - Ovenden Earthmoving

IDEAL LAP TIME : 1:50.372 BEST LAP TIME : 1:50.676 DIFFERENCE : 0.304

LAP	SECTOR 1	SECTOR 2	LAP TIME	MPH	DIFF	TIME OF DAY
1 -		31.126	2:01.910	79.49	11.234	10:53:58.067
2 -	1:21.803	31.292	1:53.095	85.69	2.419	10:55:51.162
3 -	1:21.188	31.185	1:52.373	86.24	1.697	10:57:43.535
4 -	1:23.022	31.131	1:54.153	84.89	3.477	10:59:37.688
5 -	1:21.782	***30.261***	1:52.043	86.49	1.367	11:01:29.731
6 -	1:20.593	30.575	1:51.168 (3)	87.17	0.492	11:03:20.899
7 -	1:20.614	30.443	1:51.057 (2)	87.26	0.381	11:05:11.956
8 -	***1:20.111***	30.565	***1:50.676 (1)***	***87.56***		***11:07:02.632***
9 -	1:20.234	31.815	1:52.049	86.49	1.373	11:08:54.681

P16 994 Adrian HOWARD

Suzuki GSXR 600 - Geary Roofing & Building Services

IDEAL LAP TIME : 1:52.657 BEST LAP TIME : 1:52.657 DIFFERENCE : 0.000

LAP	SECTOR 1	SECTOR 2	LAP TIME	MPH	DIFF	TIME OF DAY
1 -		31.057	2:00.924	80.14	8.267	10:53:57.081
2 -	***1:21.671***	***30.986***	***1:52.657 (1)***	***86.02***		***10:55:49.738***
3 -	1:22.390	31.312	1:53.702 (2)	85.23	1.045	10:57:43.440
4 -	1:22.954	31.237	1:54.191	84.86	1.534	10:59:37.631
5 -	1:22.864	31.280	1:54.144 (3)	84.90	1.487	11:01:31.775
6 -	1:22.937	31.369	1:54.306	84.78	1.649	11:03:26.081
7 -	1:22.914	31.423	1:54.337	84.76	1.680	11:05:20.418
8 -	1:23.466	31.872	1:55.338	84.02	2.681	11:07:15.756

BMCRC-MRO Championships 2025 - Rnd 2 @ Oulton Park Int

Thunderbike Sport & Supertwins & Formula 400

RACE 3 - SECTOR ANALYSIS

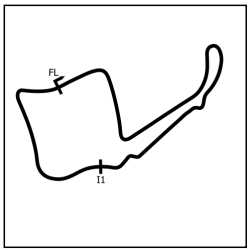

SECTOR 1 = FL to I1, SECTOR 2 = I1 to FL, DIFF = Difference To Personal Best Lap, P = Crossed Finish Line in Pit Lane, D = Time Disallowed

P17 81 TWINS Malvern MAY — Aprilia RS660 - IMP racing

IDEAL LAP TIME : 1:52.550 BEST LAP TIME : 1:52.676 DIFFERENCE : 0.126

LAP	SECTOR 1	SECTOR 2	LAP TIME	MPH	DIFF	TIME OF DAY
1 -		31.174	2:03.480	78.48	10.804	10:53:59.637
2 -	1:22.918	31.289	1:54.207	84.85	1.531	10:55:53.844
3 -	1:23.772	31.527	1:55.299	84.05	2.623	10:57:49.143
4 -	1:24.134	***31.001***	1:55.135	84.17	2.459	10:59:44.278
5 -	1:21.933	31.216	1:53.149 **(3)**	85.65	0.473	11:01:37.427
6 -	1:22.166	31.027	1:53.193	85.61	0.517	11:03:30.620
7 -	***1:21.549***	31.127	***1:52.676*** **(1)**	***86.01***		***11:05:23.296***
8 -	1:22.013	31.025	1:53.038 **(2)**	85.73	0.362	11:07:16.334

P18 69 Terry SMITH — Yamaha R6 - IMP Racing

IDEAL LAP TIME : 1:53.696 BEST LAP TIME : 1:53.839 DIFFERENCE : 0.143

LAP	SECTOR 1	SECTOR 2	LAP TIME	MPH	DIFF	TIME OF DAY
1 -		31.923	2:03.578	78.42	9.739	10:53:59.735
2 -	1:24.342	32.026	1:56.368	83.28	2.529	10:55:56.103
3 -	1:24.704	31.999	1:56.703	83.04	2.864	10:57:52.806
4 -	1:23.531	31.555	1:55.086	84.20	1.247	10:59:47.892
5 -	1:23.698	31.729	1:55.427	83.96	1.588	11:01:43.319
6 -	1:22.405	***31.434***	***1:53.839*** **(1)**	***85.13***		***11:03:37.158***
7 -	1:22.999	31.607	1:54.606 **(3)**	84.56	0.767	11:05:31.764
8 -	***1:22.262***	31.589	1:53.851 **(2)**	85.12	0.012	11:07:25.615

P19 8 Leigh SMITH — Suzuki GSXR600 - Smiths Mechanical Support Ltd, Lamonde Au

IDEAL LAP TIME : 1:54.241 BEST LAP TIME : 1:54.242 DIFFERENCE : 0.001

LAP	SECTOR 1	SECTOR 2	LAP TIME	MPH	DIFF	TIME OF DAY
1 -		31.637	2:04.613	77.77	10.371	10:54:00.770
2 -	1:24.770	31.608	1:56.378	83.27	2.136	10:55:57.148
3 -	1:24.873	31.476	1:56.349	83.29	2.107	10:57:53.497
4 -	1:23.868	***31.052***	1:54.920 **(3)**	84.33	0.678	10:59:48.417
5 -	1:23.708	31.465	1:55.173	84.14	0.931	11:01:43.590
6 -	1:23.825	31.332	1:55.157	84.15	0.915	11:03:38.747
7 -	1:23.639	31.071	1:54.710 **(2)**	84.48	0.468	11:05:33.457
8 -	***1:23.189***	31.053	***1:54.242*** **(1)**	***84.83***		***11:07:27.699***

P20 67 TWINS Simon HARVEY — Suzuki SV650 - Retirement Fund Racing

IDEAL LAP TIME : 1:56.371 BEST LAP TIME : 1:56.446 DIFFERENCE : 0.075

LAP	SECTOR 1	SECTOR 2	LAP TIME	MPH	DIFF	TIME OF DAY
1 -		31.891	2:05.075	77.48	8.629	10:54:01.232
2 -	***1:24.579***	31.867	***1:56.446*** **(1)**	***83.22***		***10:55:57.678***
3 -	1:24.867	***31.792***	1:56.659 **(2)**	83.07	0.213	10:57:54.337
4 -	1:25.106	32.643	1:57.749	82.30	1.303	10:59:52.086
5 -	1:26.036	32.553	1:58.589	81.72	2.143	11:01:50.675
6 -	1:26.030	32.697	1:58.727	81.62	2.281	11:03:49.402
7 -	1:25.786	32.465	1:58.251	81.95	1.805	11:05:47.653
8 -	1:25.191	32.286	1:57.477 **(3)**	82.49	1.031	11:07:45.130

P21 5 Logan STONE — Yamaha R6 -

IDEAL LAP TIME : 1:53.057 BEST LAP TIME : 1:53.825 DIFFERENCE : 0.768

LAP	SECTOR 1	SECTOR 2	LAP TIME	MPH	DIFF	TIME OF DAY
1 -		***30.828***	2:01.299	79.89	7.474	10:53:57.456
2 -	***1:22.229***	31.596	***1:53.825*** **(1)**	***85.14***		***10:55:51.281***
3 -	1:49.272	31.635	2:20.907	68.77	27.082	10:58:12.188
4 -	1:24.049	32.861	1:56.910	82.89	3.085	11:00:09.098
5 -	1:26.234	32.751	1:58.985	81.44	5.160	11:02:08.083
6 -	1:24.492	32.157	1:56.649	83.08	2.824	11:04:04.732
7 -	1:24.082	31.840	1:55.922 **(2)**	83.60	2.097	11:06:00.654
8 -	1:24.406	32.080	1:56.486 **(3)**	83.19	2.661	11:07:57.140

BMCRC-MRO Championships 2025 - Rnd 2 @ Oulton Park Int

Thunderbike Sport & Supertwins & Formula 400

RACE 3 - SECTOR ANALYSIS

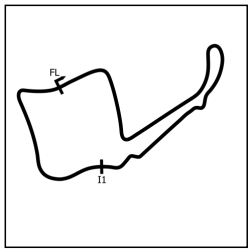

SECTOR 1 = FL to I1, SECTOR 2 = I1 to FL, DIFF = Difference To Personal Best Lap, P = Crossed Finish Line in Pit Lane, D = Time Disallowed

P22 55 Magnus MANSON-CHUBB Kawasaki ZXR400L -

IDEAL LAP TIME : 1:57.357 BEST LAP TIME : 1:57.357 DIFFERENCE : 0.000

LAP	SECTOR 1	SECTOR 2	LAP TIME	MPH	DIFF	TIME OF DAY
1 -		32.704	2:08.213	75.58	10.856	10:54:04.370
2 -	1:29.232	33.034	2:02.266	79.26	4.909	10:56:06.636
3 -	1:28.030	32.886	2:00.916	80.14	3.559	10:58:07.552
4 -	1:27.569	32.512	2:00.081	80.70	2.724	11:00:07.633
5 -	1:28.916	32.488	2:01.404	79.82	4.047	11:02:09.037
6 -	1:25.917	32.400	1:58.317 **(3)**	81.90	0.960	11:04:07.354
7 -	***1:25.037***	***32.320***	***1:57.357*** **(1)**	***82.57***		***11:06:04.711***
8 -	1:25.666	32.497	1:58.163 **(2)**	82.01	0.806	11:08:02.874

P23 12 TWINS Andy JACKSON Kawasaki ER650 - Andy Jackson Racing Club 12

IDEAL LAP TIME : 1:58.784 BEST LAP TIME : 1:58.914 DIFFERENCE : 0.130

LAP	SECTOR 1	SECTOR 2	LAP TIME	MPH	DIFF	TIME OF DAY
1 -		33.275	2:12.289	73.25	13.375	10:54:08.446
2 -	1:26.839	32.818	1:59.657	80.99	0.743	10:56:08.103
3 -	1:27.653	32.872	2:00.525	80.40	1.611	10:58:08.628
4 -	1:27.519	32.472	1:59.991	80.76	1.077	11:00:08.619
5 -	1:27.566	32.474	2:00.040	80.73	1.126	11:02:08.659
6 -	1:26.469	***32.445***	***1:58.914*** **(1)**	***81.49***		***11:04:07.573***
7 -	***1:26.339***	32.595	1:58.934 **(2)**	81.48	0.020	11:06:06.507
8 -	1:26.478	32.944	1:59.422 **(3)**	81.15	0.508	11:08:05.929

P24 79 F400 Sean CRONE Kawasaki EX - BD Racing

IDEAL LAP TIME : 1:58.532 BEST LAP TIME : 1:58.532 DIFFERENCE : 0.000

LAP	SECTOR 1	SECTOR 2	LAP TIME	MPH	DIFF	TIME OF DAY
1 -		32.756	2:08.714	75.29	10.182	10:54:04.871
2 -	1:29.197	32.883	2:02.080	79.38	3.548	10:56:06.951
3 -	1:28.885	33.505	2:02.390	79.18	3.858	10:58:09.341
4 -	1:26.763	33.218	1:59.981	80.77	1.449	11:00:09.322
5 -	1:27.775	32.892	2:00.667	80.31	2.135	11:02:09.989
6 -	***1:26.035***	***32.497***	***1:58.532*** **(1)**	***81.76***		***11:04:08.521***
7 -	1:26.069	32.716	1:58.785 **(2)**	81.58	0.253	11:06:07.306
8 -	1:26.608	32.789	1:59.397 **(3)**	81.16	0.865	11:08:06.703

P25 26 F400 Damian LEE Yamaha TZR250 - Leed Autos

IDEAL LAP TIME : 1:58.712 BEST LAP TIME : 1:58.809 DIFFERENCE : 0.097

LAP	SECTOR 1	SECTOR 2	LAP TIME	MPH	DIFF	TIME OF DAY
1 -		33.574	2:12.402	73.19	13.593	10:54:08.559
2 -	1:27.884	32.891	2:00.775	80.24	1.966	10:56:09.334
3 -	1:27.180	33.147	2:00.327	80.54	1.518	10:58:09.661
4 -	1:27.676	32.978	2:00.654	80.32	1.845	11:00:10.315
5 -	1:27.036	32.927	1:59.963	80.78	1.154	11:02:10.278
6 -	1:26.213	***32.596***	***1:58.809*** **(1)**	***81.57***		***11:04:09.087***
7 -	***1:26.116***	32.975	1:59.091 **(2)**	81.37	0.282	11:06:08.178
8 -	1:26.325	32.884	1:59.209 **(3)**	81.29	0.400	11:08:07.387

P26 85 Andrew KITE Ducati 749 - Red Rebel Racing

IDEAL LAP TIME : 1:57.270 BEST LAP TIME : 1:57.902 DIFFERENCE : 0.632

LAP	SECTOR 1	SECTOR 2	LAP TIME	MPH	DIFF	TIME OF DAY
1 -		32.865	2:13.819	72.42	15.917	10:54:09.976
2 -	1:29.924	34.118	2:04.042	78.12	6.140	10:56:14.018
3 -	1:28.513	32.373	2:00.886	80.16	2.984	10:58:14.904
4 -	1:27.770	32.632	2:00.402	80.49	2.500	11:00:15.306
5 -	1:27.633	32.282	1:59.915	80.81	2.013	11:02:15.221
6 -	1:25.717	32.360	1:58.077 **(2)**	82.07	0.175	11:04:13.298
7 -	1:26.572	***31.677***	1:58.249 **(3)**	81.95	0.347	11:06:11.547
8 -	***1:25.593***	32.309	***1:57.902*** **(1)**	***82.19***		***11:08:09.449***

Weather / Track : Cloudy / Dry

Oulton Park International: 2.6920 miles
Date: 05/04/2025 Start: 10:51 Finish: 11:07

BMCRC-MRO Championships 2025 - Rnd 2 @ Oulton Park Int

Thunderbike Sport & Supertwins & Formula 400

RACE 3 - SECTOR ANALYSIS

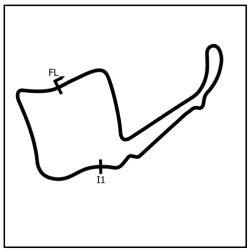

SECTOR 1 = FL to I1, SECTOR 2 = I1 to FL, DIFF = Difference To Personal Best Lap, P = Crossed Finish Line in Pit Lane, D = Time Disallowed

P27 402 Kaine FARR — Suzuki GSXR - The Elms B&B Snetterton

IDEAL LAP TIME : 1:58.372 BEST LAP TIME : 1:58.428 DIFFERENCE : 0.056

LAP	SECTOR 1	SECTOR 2	LAP TIME	MPH	DIFF	TIME OF DAY
1 -		34.060	2:15.465	71.54	17.037	10:54:11.622
2 -	1:29.148	33.521	2:02.669	79.00	4.241	10:56:14.291
3 -	1:28.543	32.691	2:01.234	79.93	2.806	10:58:15.525
4 -	1:27.425	32.855	2:00.280	80.57	1.852	11:00:15.805
5 -	1:27.994	33.099	2:01.093	80.03	2.665	11:02:16.898
6 -	1:26.427	32.969	1:59.396 (3)	81.16	0.968	11:04:16.294
7 -	1:25.866	***32.580***	1:58.446 (2)	81.82	0.018	11:06:14.740
8 -	***1:25.792***	32.636	***1:58.428 (1)***	***81.83***		***11:08:13.168***

P28 137 Colin McPHERSON — Yamaha R6 -

IDEAL LAP TIME : 1:58.653 BEST LAP TIME : 1:58.653 DIFFERENCE : 0.000

LAP	SECTOR 1	SECTOR 2	LAP TIME	MPH	DIFF	TIME OF DAY
1 -		33.536	2:12.617	73.07	13.964	10:54:08.774
2 -	1:29.501	33.052	2:02.553	79.07	3.900	10:56:11.327
3 -	1:29.975	33.243	2:03.218	78.65	4.565	10:58:14.545
4 -	1:27.890	33.259	2:01.149	79.99	2.496	11:00:15.694
5 -	1:27.680	32.913	2:00.593	80.36	1.940	11:02:16.287
6 -	1:26.804	32.884	1:59.688 (2)	80.97	1.035	11:04:15.975
7 -	1:27.658	32.511	2:00.169 (3)	80.64	1.516	11:06:16.144
8 -	***1:26.247***	***32.406***	***1:58.653 (1)***	***81.67***		***11:08:14.797***

P29 16 Greg PYMM — Suzuki GSXR600 - Precision Installations, CMR, Grim Fabricatic

IDEAL LAP TIME : 1:58.626 BEST LAP TIME : 1:58.626 DIFFERENCE : 0.000

LAP	SECTOR 1	SECTOR 2	LAP TIME	MPH	DIFF	TIME OF DAY
1 -		32.896	2:07.926	75.75	9.300	10:54:04.083
2 -	1:28.371	32.909	2:01.280	79.90	2.654	10:56:05.363
3 -	1:28.632	33.019	2:01.651	79.66	3.025	10:58:07.014
4 -	1:27.429	32.557	1:59.986 (2)	80.77	1.360	11:00:07.000
5 -	1:28.179	32.823	2:01.002	80.09	2.376	11:02:08.002
6 -	***1:26.466***	***32.160***	***1:58.626 (1)***	***81.69***		***11:04:06.628***
7 -	1:29.968	32.587	2:02.555	79.07	3.929	11:06:09.183
8 -	1:27.405	32.689	2:00.094 (3)	80.69	1.468	11:08:09.277

P30 131 Nicholas KINGSTONE — Suzuki GSXR600 -

IDEAL LAP TIME : 2:01.357 BEST LAP TIME : 2:01.443 DIFFERENCE : 0.086

LAP	SECTOR 1	SECTOR 2	LAP TIME	MPH	DIFF	TIME OF DAY
1 -		33.455	2:11.907	73.47	10.464	10:54:08.064
2 -	1:31.428	34.856	2:06.284	76.74	4.841	10:56:14.348
3 -	1:31.703	33.391	2:05.094	77.47	3.651	10:58:19.442
4 -	1:28.951	34.014	2:02.965	78.81	1.522	11:00:22.407
5 -	1:29.662	33.318	2:02.980	78.80	1.537	11:02:25.387
6 -	1:28.614	33.364	2:01.978 (3)	79.45	0.535	11:04:27.365
7 -	***1:28.077***	33.366	***2:01.443 (1)***	***79.80***		***11:06:28.808***
8 -	1:28.248	***33.280***	2:01.528 (2)	79.74	0.085	11:08:30.336

P31 164 F400 George COWIE — Kawasaki NINJA 400 - Faraldo racing

IDEAL LAP TIME : 2:01.213 BEST LAP TIME : 2:01.213 DIFFERENCE : 0.000

LAP	SECTOR 1	SECTOR 2	LAP TIME	MPH	DIFF	TIME OF DAY
1 -		34.497	2:16.837	70.82	15.624	10:54:12.994
2 -	1:29.170	33.718	2:02.888	78.86	1.675	10:56:15.882
3 -	1:30.858	33.768	2:04.626	77.76	3.413	10:58:20.508
4 -	1:29.088	33.771	2:02.859	78.88	1.646	11:00:23.367
5 -	1:29.919	33.664	2:03.583	78.41	2.370	11:02:26.950
6 -	1:28.504	33.798	2:02.302 (3)	79.24	1.089	11:04:29.252
7 -	***1:27.576***	***33.637***	***2:01.213 (1)***	***79.95***		***11:06:30.465***
8 -	1:28.328	33.767	2:02.095 (2)	79.37	0.882	11:08:32.560

Weather / Track : Cloudy / Dry

Oulton Park International: 2.6920 miles
Date: 05/04/2025 Start: 10:51 Finish: 11:07

BMCRC-MRO Championships 2025 - Rnd 2 @ Oulton Park Int

Thunderbike Sport & Supertwins & Formula 400

RACE 3 - SECTOR ANALYSIS

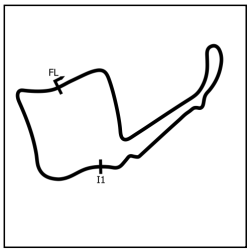

SECTOR 1 = FL to I1, SECTOR 2 = I1 to FL, DIFF = Difference To Personal Best Lap, P = Crossed Finish Line in Pit Lane, D = Time Disallowed

P32 333 Andrew HOUGHTON - Techoir

IDEAL LAP TIME : 2:02.600 BEST LAP TIME : 2:03.098 DIFFERENCE : 0.498

LAP	SECTOR 1	SECTOR 2	LAP TIME	MPH	DIFF	TIME OF DAY
1 -		***33.589***	2:13.304	72.70	10.206	10:54:09.461
2 -	1:29.770	34.131	2:03.901 **(3)**	78.21	0.803	10:56:13.362
3 -	1:30.269	34.093	2:04.362	77.92	1.264	10:58:17.724
4 -	1:29.700	34.378	2:04.078	78.10	0.980	11:00:21.802
5 -	1:31.089	34.394	2:05.483	77.23	2.385	11:02:27.285
6 -	1:29.338	33.760	***2:03.098*** **(1)**	***78.72***		***11:04:30.383***
7 -	***1:29.011***	34.217	2:03.228 **(2)**	78.64	0.130	11:06:33.611
8 -	1:29.746	34.497	2:04.243	78.00	1.145	11:08:37.854

P33 53 Peter HAMMOND Suzuki SRAD -

IDEAL LAP TIME : 2:04.827 BEST LAP TIME : 2:04.827 DIFFERENCE : 0.000

LAP	SECTOR 1	SECTOR 2	LAP TIME	MPH	DIFF	TIME OF DAY
1 -		34.347	2:17.142	70.66	12.315	10:54:13.299
2 -	1:33.148	34.063	2:07.211	76.18	2.384	10:56:20.510
3 -	1:32.611	34.673	2:07.284	76.13	2.457	10:58:27.794
4 -	1:32.258	33.989	2:06.247	76.76	1.420	11:00:34.041
5 -	1:32.054	34.408	2:06.462	76.63	1.635	11:02:40.503
6 -	1:31.706	34.013	2:05.719 **(3)**	77.08	0.892	11:04:46.222
7 -	***1:31.354***	***33.473***	***2:04.827*** **(1)**	***77.63***		***11:06:51.049***
8 -	1:31.623	33.667	2:05.290 **(2)**	77.35	0.463	11:08:56.339

P34 40 F400 Archie ORMROD Kawasaki NINJA400 - Prestige Flooring

IDEAL LAP TIME : 2:06.437 BEST LAP TIME : 2:06.437 DIFFERENCE : 0.000

LAP	SECTOR 1	SECTOR 2	LAP TIME	MPH	DIFF	TIME OF DAY
1 -		34.673	2:16.935	70.77	10.498	10:54:13.092
2 -	***1:31.837***	***34.600***	***2:06.437*** **(1)**	***76.64***		***10:56:19.529***
3 -	1:33.082	35.100	2:08.182 **(2)**	75.60	1.745	10:58:27.711
4 -	1:34.095	35.092	2:09.187	75.01	2.750	11:00:36.898
5 -	1:34.662	35.287	2:09.949	74.57	3.512	11:02:46.847
6 -	1:34.279	34.972	2:09.251	74.98	2.814	11:04:56.098
7 -	1:33.777	35.362	2:09.139 **(3)**	75.04	2.702	11:07:05.237

P35 115 F400 Jake DONKERSLEY Kawasaki ZX4RR -

IDEAL LAP TIME : 1:53.314 BEST LAP TIME : 1:53.365 DIFFERENCE : 0.051

LAP	SECTOR 1	SECTOR 2	LAP TIME	MPH	DIFF	TIME OF DAY
1 -		31.119	2:02.495	79.11	9.130	10:53:58.652
2 -	1:22.293	***31.072***	***1:53.365*** **(1)**	***85.48***		***10:55:52.017***
3 -	1:23.459	31.364	1:54.823	84.40	1.458	10:57:46.840
4 -	1:22.642	31.227	1:53.869	85.10	0.504	10:59:40.709
5 -	1:22.287	31.426	1:53.713 **(3)**	85.22	0.348	11:01:34.422
6 -	1:22.420	31.355	1:53.775	85.17	0.410	11:03:28.197
7 -	***1:22.242***	31.298	1:53.540 **(2)**	85.35	0.175	11:05:21.737
8 -	1:22.670	31.744	1:54.414	84.70	1.049	11:07:16.151

P36 50 TWINS Alex TUFNALL Aprilia RS660 -

IDEAL LAP TIME : 1:56.957 BEST LAP TIME : 1:57.481 DIFFERENCE : 0.524

LAP	SECTOR 1	SECTOR 2	LAP TIME	MPH	DIFF	TIME OF DAY
1 -		***31.204***	2:08.603	75.35	11.122	10:54:04.760
2 -	1:28.343	32.547	2:00.890 **(3)**	80.16	3.409	10:56:05.650
3 -	1:26.701	31.876	1:58.577 **(2)**	81.73	1.096	10:58:04.227
4 -	***1:25.753***	31.728	***1:57.481*** **(1)**	***82.49***		***11:00:01.708***
5 -	2:03.783	IN PIT	3:22.244 **P**	47.91	1:24.763	11:03:23.952

Weather / Track : Cloudy / Dry

Oulton Park International: 2.6920 miles
Date: 05/04/2025 Start: 10:51 Finish: 11:07

BMCRC-MRO Championships 2025 - Rnd 2 @ Oulton Park Int

Thunderbike Sport & Supertwins & Formula 400

RACE 3 - SECTOR ANALYSIS

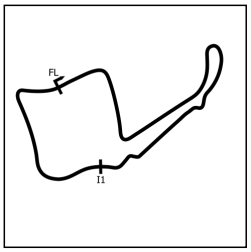

SECTOR 1 = FL to I1, SECTOR 2 = I1 to FL, DIFF = Difference To Personal Best Lap, P = Crossed Finish Line in Pit Lane, D = Time Disallowed

P37 30 David LUFF Suzuki SV 650 - ATP & Sarah O'Neill

IDEAL LAP TIME : 2:00.263 BEST LAP TIME : 2:00.676 DIFFERENCE : 0.413

LAP	SECTOR 1	SECTOR 2	LAP TIME	MPH	DIFF	TIME OF DAY
1 -		32.835	2:09.538	74.81	8.862	10:54:05.695
2 -	1:28.829	32.623	2:01.452 **(2)**	79.79	0.776	10:56:07.147
3 -	1:28.196	***32.480***	***2:00.676*** **(1)**	***80.30***		***10:58:07.823***
4 -	***1:27.783***	IN PIT	2:05.157 **P**	77.43	4.481	11:00:12.980

P38 161 F400 Aleisha LAYTON Kawasaki NINJA 400 -

IDEAL LAP TIME : BEST LAP TIME : DIFFERENCE :

LAP	SECTOR 1	SECTOR 2	LAP TIME	MPH	DIFF	TIME OF DAY
1 -		***30.758***	1:59.784	80.90		10:53:55.941

Weather / Track : Cloudy / Dry

Oulton Park International: 2.6920 miles
Date: 05/04/2025 Start: 10:51 Finish: 11:07

BMCRC-MRO Championships 2025 - Rnd 2 @ Oulton Park Int

Thunderbike Sport & Supertwins & Formula 400

RACE 3 - BEST SECTORS

	SECTOR 1		SECTOR 2	
POS	NO	TIME	NO	TIME
1	47	1:15.529	47	28.815
2	28	1:17.150	28	29.265
3	179	1:17.603	179	29.328
4	86	1:18.293	86	29.542
5	19	1:18.661	818	29.657
6	33	1:18.977	77	29.782
7	818	1:19.073	19	29.848
8	2	1:20.111	33	29.955
9	77	1:20.146	95	30.146
10	48	1:20.287	27	30.150
11	73	1:20.378	2	30.261
12	27	1:20.429	76	30.262
13	76	1:20.499	54	30.263
14	95	1:20.502	48	30.292
15	54	1:20.609	73	30.328
16	81	1:21.549	161	30.758
17	994	1:21.671	5	30.828
18	5	1:22.229	994	30.986
19	115	1:22.242	81	31.001
20	69	1:22.262	8	31.052
21	8	1:23.189	115	31.072
22	67	1:24.579	50	31.204
23	55	1:25.037	69	31.434
24	85	1:25.593	85	31.677
25	50	1:25.753	67	31.792
26	402	1:25.792	16	32.160
27	79	1:26.035	55	32.320
28	26	1:26.116	137	32.406
29	137	1:26.247	12	32.445
30	12	1:26.339	30	32.480
31	16	1:26.466	79	32.497
32	164	1:27.576	402	32.580
33	30	1:27.783	26	32.596
34	131	1:28.077	131	33.280
35	333	1:29.011	53	33.473
36	53	1:31.354	333	33.589
37	40	1:31.837	164	33.637
38			40	34.600

IDEAL / BEST COMPARISON

PERFECT LAP 1:44.344

POS	NO	NAME	IDEAL	BEST	DIFF
1	47	SEABRIGHT	1:44.344	1:44.495	0.151
2	28	MUIR	1:46.415	1:46.765	0.350
3	179	O'MARA	1:46.931	1:47.024	0.093
4	86	JOHNSON	1:47.835	1:47.874	0.039
5	19	DANCE	1:48.509	1:48.509	0.000
6	818	BAMPTON	1:48.730	1:49.015	0.285
7	33	LINDEMANN	1:48.932	1:49.063	0.131
8	77	WHITE	1:49.928	1:50.110	0.182
9	2	SEATH	1:50.372	1:50.676	0.304
10	48	WALLIS	1:50.579	1:50.679	0.100
11	27	BROWN	1:50.579	1:50.579	0.000
12	95	MARSHALL	1:50.648	1:50.681	0.033
13	73	SIMS	1:50.706	1:50.785	0.079
14	76	WILKINSON	1:50.761	1:50.953	0.192
15	54	JAMISON	1:50.872	1:50.872	0.000
16	81	MAY	1:52.550	1:52.676	0.126
17	994	HOWARD	1:52.657	1:52.657	0.000
18	5	STONE	1:53.057	1:53.825	0.768
19	115	DONKERSLEY	1:53.314	1:53.365	0.051
20	69	SMITH	1:53.696	1:53.839	0.143
21	8	SMITH	1:54.241	1:54.242	0.001
22	67	HARVEY	1:56.371	1:56.446	0.075
23	50	TUFNALL	1:56.957	1:57.481	0.524
24	85	KITE	1:57.270	1:57.902	0.632
25	55	MANSON-CHUBB	1:57.357	1:57.357	0.000
26	402	FARR	1:58.372	1:58.428	0.056
27	79	CRONE	1:58.532	1:58.532	0.000
28	16	PYMM	1:58.626	1:58.626	0.000
29	137	McPHERSON	1:58.653	1:58.653	0.000
30	26	LEE	1:58.712	1:58.809	0.097
31	12	JACKSON	1:58.784	1:58.914	0.130
32	30	LUFF	2:00.263	2:00.676	0.413
33	164	COWIE	2:01.213	2:01.213	0.000
34	131	KINGSTONE	2:01.357	2:01.443	0.086
35	333	HOUGHTON	2:02.600	2:03.098	0.498
36	53	HAMMOND	2:04.827	2:04.827	0.000
37	40	ORMROD	2:06.437	2:06.437	0.000
38	161	LAYTON			

Weather / Track : Cloudy / Dry

Oulton Park International: 2.6920 miles
Date: 05/04/2025 Start: 10:51 Finish: 11:07

Results can be found at www.tsl-timing.com

Printed - 11:15 Saturday, 05 April 2025

BMCRC-MRO Championships 2025 - Rnd 2 @ Oulton Park Int

Thunderbike Sport & Supertwins & Formula 400

RACE 3 - STATISTICS

Competitors Started	38
Planned Start	2025-04-05 @ 09:40:00.000
Actual Start	2025-04-05 @ 10:51:56.156
Finish Time	2025-04-05 @ 11:07:05.236
Track Length	2.6920mi.
Total Laps	304
Total Distance Covered	818.3766mi.

Session Fastest Lap History

NO	CL	NAME	LAP TIME	TIME OF DAY	LAP	VEHICLE
47	TWINS	**Fenton SEABRIGHT**	**1:45.080**	10:55:30.232	2	Aprilia RS 660
47	TWINS	**Fenton SEABRIGHT**	**1:44.656**	10:59:00.064	4	Aprilia RS 660
47	TWINS	**Fenton SEABRIGHT**	**1:44.495**	11:00:44.560	5	Aprilia RS 660

Session Leader History

NO	CL	NAME	FROM LAP	LAPS LED	DISTANCE	VEHICLE
47	TWINS	**Fenton SEABRIGHT**	1	9	24.22 miles	Aprilia RS 660

Flag History

TYPE	TIME OF DAY
GREEN	10:51:56.156
FINISH	11:07:05.236

Flag Statistics

TYPE	COUNT	TOTAL LAPS	TOTAL TIME
Green	1	9	17:59.062
Red	0	0	0.000
Safety Car	0	0	0.000
FCY	0	0	0.000

BMCRC-MRO Championships 2025 - Rnd 2 @ Oulton Park Int

Thunderbike Sport & Supertwins & Formula 400

RACE 3 - STATISTICS

CLASS : 16 Starters

Fastest Lap History

NO	NAME	LAP TIME	TIME OF DAY	LAP	VEHICLE
77	**Joe WHITE**	**1:51.005**	10:55:44.932	2	Suzuki GSXR 600
48	**Shaun WALLIS**	**1:50.679**	10:55:46.649	2	Yamaha R6
77	**Joe WHITE**	**1:50.666**	10:57:35.598	3	Suzuki GSXR 600
77	**Joe WHITE**	**1:50.136**	11:03:08.302	6	Suzuki GSXR 600
77	**Joe WHITE**	**1:50.110**	11:06:48.984	8	Suzuki GSXR 600

Leader History

NO	NAME	FROM LAP	LAPS LED	DISTANCE	VEHICLE
77	**Joe WHITE**	1	9	24.22 miles	Suzuki GSXR 600

Weather / Track : Cloudy / Dry

Oulton Park International: 2.6920 miles
Date: 05/04/2025 Start: 10:51 Finish: 11:07

BMCRC-MRO Championships 2025 - Rnd 2 @ Oulton Park Int

Thunderbike Sport & Supertwins & Formula 400

RACE 3 - STATISTICS

CLASS : TWINS

11 Starters

Fastest Lap History

NO	NAME	LAP TIME	TIME OF DAY	LAP	VEHICLE
47	**Fenton SEABRIGHT**	**1:45.080**	10:55:30.232	2	Aprilia RS 660
47	**Fenton SEABRIGHT**	**1:44.656**	10:59:00.064	4	Aprilia RS 660
47	**Fenton SEABRIGHT**	**1:44.495**	11:00:44.560	5	Aprilia RS 660

Leader History

NO	NAME	FROM LAP	LAPS LED	DISTANCE	VEHICLE
47	**Fenton SEABRIGHT**	1	9	24.22 miles	Aprilia RS 660

BMCRC-MRO Championships 2025 - Rnd 2 @ Oulton Park Int

Thunderbike Sport & Supertwins & Formula 400

RACE 3 - STATISTICS

CLASS : F400

11 Starters

Fastest Lap History

NO	NAME	LAP TIME	TIME OF DAY	LAP	VEHICLE
19	**Craig DANCE**	**1:49.265**	10:55:39.623	2	Kawasaki ZX400 RR
19	**Craig DANCE**	**1:48.917**	10:59:18.238	4	Kawasaki ZX400 RR
19	**Craig DANCE**	**1:48.509**	11:01:06.748	5	Kawasaki ZX400 RR

Leader History

NO	NAME	FROM LAP	LAPS LED	DISTANCE	VEHICLE
19	**Craig DANCE**	1	7	18.84 miles	Kawasaki ZX400 RR
33	**David LINDEMANN**	8	2	5.38 miles	Kawasaki ZX4R

BMCRC THUNDERBIKE SPORT

BMCRC SUPERTWINS

BMCRC FORMULA 400

BMCRC-MRO Championships 2025 - Rnd 2 @ Oulton Park Int

Thunderbike Sport & Supertwins & Formula 400

RACE 13 - GRID (10 Laps)

ROW 14	42	89	Daryl SKINNS	41	157	Geoff MOOK	40	110 Sean GOSLING
ROW 13	39	3	Oliver ARBON	38	40	Archie ORMROD (2:06.437)	37	53 Peter HAMMOND (2:04.827)
ROW 12	36	333	Andrew HOUGHTON (2:03.098)	35	131	Nicholas KINGSTONE (2:01.443)	34	164 George COWIE (2:01.213)
ROW 11	33	30	David LUFF (2:00.676)	32	12	Andy JACKSON (1:58.914)	31	26 Damian LEE (1:58.809)
ROW 10	30	137	Colin McPHERSON (1:58.653)	29	16	Greg PYMM (1:58.626)	28	79 Sean CRONE (1:58.532)
ROW 9	27	402	Kaine FARR (1:58.428)	26	85	Andrew KITE (1:57.902)	25	50 Alex TUFNALL (1:57.481)
ROW 8	24	55	Magnus MANSON-CHUBB (1:57.357)	23	67	Simon HARVEY (1:56.446)	22	8 Leigh SMITH (1:54.242)
ROW 7	21	69	Terry SMITH (1:53.839)	20	5	Logan STONE (1:53.825)	19	161 Aleisha LAYTON
ROW 6	18	115	Jake DONKERSLEY (1:53.365)	17	81	Malvern MAY (1:52.676)	16	994 Adrian HOWARD (1:52.657)
ROW 5	15	76	Luca WILKINSON (1:50.953)	14	54	Adam JAMISON (1:50.872)	13	73 Ollie SIMS (1:50.785)
ROW 4	12	95	Greg MARSHALL (1:50.681)	11	48	Shaun WALLIS (1:50.679)	10	2 James SEATH (1:50.676)
ROW 3	9	27	Ben BROWN (1:50.579)	8	77	Joe WHITE (1:50.110)	7	33 David LINDEMANN (1:49.063)
ROW 2	6	818	Michael BAMPTON (1:49.015)	5	19	Craig DANCE (1:48.509)	4	86 Anthony JOHNSON (1:47.874)
ROW 1	3	179	James O'MARA (1:47.024)	2	28	Jack MUIR (1:46.765)	1	47 Fenton SEABRIGHT (1:44.495) **Pole**

These results are provisional until the conclusion of any judicial and technical matters.

Oulton Park International: 2.6920 miles

Clerk Of Course:	Timekeeper: Craig Smith	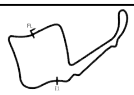

Results can be found at www.tsl-timing.com

Printed - 11:20 Saturday, 05 April 2025

BMCRC THUNDERBIKE SPORT

BMCRC SUPERTWINS

BMCRC FORMULA 400

BMCRC-MRO Championships 2025 - Rnd 2 @ Oulton Park Int

Thunderbike Sport & Supertwins & Formula 400

RACE 13 - CLASSIFICATION

Race Distance: 7 Laps / 18.84 miles

POS	NO	CL	PIC	NAME	ENTRY	LAPS	TIME	GAP	DIFF	MPH	BEST	ON	GRD	↑↓
1	47	TWINS	1	Fenton SEABRIGHT	Aprilia RS 660 - Fhs racing	7	12:18.801			91.82	1:44.314	5	1	0
2	179	TWINS	2	James O'MARA	BMW F900R - BRP Machining Ltd - Alton Compressor Servic	7	12:35.717	16.916	16.916	89.76	1:47.126	2	3	1
3	86	TWINS	3	Anthony JOHNSON	BMW F900 - #333 Motorsport NYR Alco	7	12:36.020	17.219	0.303	89.73	1:46.751	5	4	1
4	28	TWINS	4	Jack MUIR	Aprilia RS660 -	7	12:36.554	17.753	0.534	89.66	1:47.058	6	2	-2
5	33	F400	1	David LINDEMANN	Kawasaki ZX4R - Giraffe Decorators	7	12:52.252	33.451	15.698	87.84	1:48.184	5	7	2
6	19	F400	2	Craig DANCE	Kawasaki ZX400 RR - 2 brothers scaffolding	7	12:52.435	33.634	0.183	87.82	1:48.633	5	5	-1
7	77		1	Joe WHITE	Suzuki GSXR 600 - The Race Shack /Just In Graphics	7	13:05.662	46.861	13.227	86.34	1:50.717	7	8	1
8	27	TWINS	5	Ben BROWN	Yamaha R7 - Hunts Motorcycles	7	13:05.905	47.104	0.243	86.31	1:50.788	2	9	1
9	48		2	Shaun WALLIS	Yamaha R6 - MBC Despatch Racing	7	13:06.271	47.470	0.366	86.27	1:50.524	6	11	2
10	54		3	Adam JAMISON	Yamaha R6 - Team AJR	7	13:06.592	47.791	0.321	86.24	1:50.462	7	14	4
11	76	F400	3	Luca WILKINSON	Kawasaki ZX4RR - Speedy Freight - NW Racing	7	13:08.781	49.980	2.189	86.00	1:50.807	7	15	4
12	95	F400	4	Greg MARSHALL	Kawasaki NINJA 400 - EBCBrakes, Redline, Cobb & Jagger	7	13:08.783	49.982	0.002	86.00	1:50.786	5	12	0
13	5		4	Logan STONE	Yamaha R6 -	7	13:20.289	1:01.488	11.506	84.76	1:52.420	4	20	7
14	994		5	Adrian HOWARD	Suzuki GSXR 600 - Geary Roofing & Building Services	7	13:20.510	1:01.709	0.221	84.74	1:51.973	7	16	2
15	73	F400	5	Ollie SIMS	- Motorbodies Weston ltd	7	13:20.782	1:01.981	0.272	84.71	1:52.006	7	13	-2
16	81	TWINS	6	Malvern MAY	Aprilia RS660 - IMP racing	7	13:22.555	1:03.754	1.773	84.52	1:52.828	3	17	1
17	2	TWINS	7	James SEATH	Aprilia RS660 - Ovenden Earthmoving	7	13:22.776	1:03.975	0.221	84.50	1:52.316	3	10	-7
18	8		6	Leigh SMITH	Suzuki GSXR600 - Smiths Mechanical Support Ltd, Lamonde	7	13:29.047	1:10.246	6.271	83.85	1:53.433	7	22	4
19	69		7	Terry SMITH	Yamaha R6 - IMP Racing	7	13:29.551	1:10.750	0.504	83.79	1:53.435	6	21	2
20	50	TWINS	8	Alex TUFNALL	Aprilia RS660 -	7	13:35.408	1:16.607	5.857	83.19	1:54.227	5	25	5
21	67	TWINS	9	Simon HARVEY	Suzuki SV650 - Retirement Fund Racing	7	13:51.226	1:32.425	15.818	81.61	1:56.557	2	23	2
22	16		8	Greg PYMM	Suzuki GSXR600 - Precision Installations, CMR, Grim Fabric	7	13:56.684	1:37.883	5.458	81.08	1:57.885	3	29	7
23	55		9	Magnus MANSON-CHUBB	Kawasaki ZXR400L -	7	14:00.155	1:41.354	3.471	80.74	1:58.130	6	24	1
24	79	F400	6	Sean CRONE	Kawasaki EX - BD Racing	7	14:00.535	1:41.734	0.380	80.70	1:57.928	7	28	4
25	85		10	Andrew KITE	Ducati 749 - Red Rebel Racing	7	14:10.363	1:51.562	9.828	79.77	1:58.254	7	26	1
26	12	TWINS	10	Andy JACKSON	Kawasaki ER650 - Andy Jackson Racing Club 12	7	14:11.940	1:53.139	1.577	79.62	1:57.515	7	32	6
27	402		11	Kaine FARR	Suzuki GSXR - The Elms B&B Snetterton	7	14:12.291	1:53.490	0.351	79.59	1:58.256	7	27	0
28	26	F400	7	Damian LEE	Yamaha TZR250 - Leed Autos	7	14:12.370	1:53.569	0.079	79.58	1:59.125	7	31	3
29	137		12	Colin McPHERSON	Yamaha R6 -	7	14:19.982	2:01.181	7.612	78.88	2:00.578	5	30	1
30	131		13	Nicholas KINGSTONE	Suzuki GSXR600 -	6	12:36.479	1 Lap	1 Lap	76.86	2:04.091	5	35	5
31	164	F400	8	George COWIE	Kawasaki NINJA 400 - Faraldo racing	6	12:37.620	1 Lap	1.141	76.75	2:04.176	6	34	3
32	53		14	Peter HAMMOND	Suzuki SRAD -	6	12:56.362	1 Lap	18.742	74.89	2:06.134	5	37	5

NOT CLASSIFIED

DNF	818	TWINS		Michael BAMPTON	Aprilia RS660 - CalonRacing	2	3:57.226	5 Laps	4 Laps	81.70			6	

FASTEST LAP

47	TWINS	Fenton SEABRIGHT	Aprilia RS 660 - Fhs racing	5	1:44.314	92.90 mph	149.51 kph
33	F400	David LINDEMANN	Kawasaki ZX4R - Giraffe Decorators	5	1:48.184	89.58 mph	144.16 kph
54		Adam JAMISON	Yamaha R6 - Team AJR	7	1:50.462	87.73 mph	141.19 kph

Class TWINS - 92.5% of Race Speed = 84.93 mph
Class F400 - 92.5% of Race Speed = 81.25 mph
Class - 92.5% of Race Speed = 79.86 mph

Weather / Track : Sunny / Dry
These results are provisional until the conclusion of any judicial and technical matters.

Date: 05/04/2025 Start: 15:48 Finish: 16:00
Oulton Park International: 2.6920 miles

Clerk Of Course:	Timekeeper: Craig Smith	

Results can be found at www.tsl-timing.com

Printed - 16:03 Saturday, 05 April 2025

BMCRC-MRO Championships 2025 - Rnd 2 @ Oulton Park Int

Thunderbike Sport & Supertwins & Formula 400

RACE 13 - LAP CHART

LAP 1 @ 15:50:03.357

NO	BEHIND	LAP TIME	
47		1:49.810	
179	1.222	1:51.032	
28	2.141	1:51.951	
86	2.526	1:52.336	
19	6.497	1:56.307	
27	7.230	1:57.040	
76	7.776	1:57.586	
33	7.967	1:57.777	
77	8.000	1:57.810	
818	8.228	1:58.038	
54	8.728	1:58.538	
48	9.554	1:59.364	
994	11.501	2:01.311	
95	11.588	2:01.398	
73	11.784	2:01.594	
2	11.875	2:01.685	
5	11.914	2:01.724	
81	12.404	2:02.214	
67	13.073	2:02.883	
8	13.337	2:03.147	
69	14.099	2:03.909	
50	14.226	2:04.036	
55	16.272	2:06.082	
16	17.103	2:06.913	
402	19.596	2:09.406	
26	20.111	2:09.921	
79	20.379	2:10.189	
137	20.625	2:10.435	
85	21.103	2:10.913	
12	21.830	2:11.640	
131	23.632	2:13.442	
164	24.308	2:14.118	
53	27.269	2:17.079	

LAP 2 @ 15:51:48.501

NO	BEHIND	LAP TIME	
47		1:45.144	
179	3.204	1:47.126	
28	4.303	1:47.306	
86	4.686	1:47.304	
19	10.910	1:49.557	
27	12.874	1:50.788	
33	13.359	1:50.536	
76	13.674	1:51.042	
77	14.492	1:51.636	
54	15.258	1:51.674	
48	16.122	1:51.712	
95	19.033	1:52.589	
994	19.103	1:52.746	
5	19.297	1:52.527	
2	21.099	1:54.368	
73	22.118	1:55.478	
81	22.270	1:55.010	
818	22.272	1:59.188	P
8	22.755	1:54.562	
67	24.486	1:56.557	
69	24.707	1:55.752	
50	24.872	1:55.790	
16	30.355	1:58.396	
55	31.823	2:00.695	
79	33.381	1:58.146	
402	35.180	2:00.728	
26	35.794	2:00.827	
137	36.220	2:00.739	
12	37.641	2:00.955	
85	37.682	2:01.723	
131	43.325	2:04.837	
164	44.734	2:05.570	
53	52.099	2:09.974	

LAP 3 @ 15:53:33.345

NO	BEHIND	LAP TIME
47		1:44.844
179	5.904	1:47.544
28	7.380	1:47.921
86	7.388	1:47.546
19	15.092	1:49.026
33	17.982	1:49.467
27	20.549	1:52.519
77	21.421	1:51.773
54	21.982	1:51.568
48	22.954	1:51.676
76	25.079	1:56.249
95	25.499	1:51.310
5	27.437	1:52.984
994	28.184	1:53.925
2	28.571	1:52.316
73	29.319	1:52.045
81	30.254	1:52.828
8	32.524	1:54.613
69	34.227	1:54.364
50	36.130	1:56.102
67	37.264	1:57.622
16	43.396	1:57.885
55	45.588	1:58.609
79	46.661	1:58.124
26	50.964	2:00.014
402	51.809	2:01.473
137	52.800	2:01.424
85	52.966	2:00.128
12	54.638	2:01.841
131	1:03.672	2:05.191
164	1:04.766	2:04.876
53	1:16.438	2:09.183

LAP 4 @ 15:55:17.993

NO	BEHIND	LAP TIME
47		1:44.648
179	8.454	1:47.198
86	9.588	1:46.848
28	10.247	1:47.515
19	20.119	1:49.675
33	21.748	1:48.414
27	28.009	1:52.108
54	28.679	1:51.345
77	28.992	1:52.219
48	29.974	1:51.668
76	31.376	1:50.945
95	31.656	1:50.805
5	35.209	1:52.420
994	36.475	1:52.939
2	36.843	1:52.920
73	37.175	1:52.504
81	38.503	1:52.897
8	42.848	1:54.972
69	43.351	1:53.772
50	46.803	1:55.321
67	50.576	1:57.960
16	57.315	1:58.567
55	1:00.426	1:59.486
79	1:00.874	1:58.861
26	1:06.769	2:00.453
402	1:07.814	2:00.653
85	1:09.399	2:01.081
137	1:09.434	2:01.282
12	1:10.521	2:00.531
131	1:23.532	2:04.508
164	1:24.620	2:04.502
53	1:39.442	2:07.652

LAP 5 @ 15:57:02.307

NO	BEHIND	LAP TIME
47		1:44.314
179	11.795	1:47.655
86	12.025	1:46.751
28	13.054	1:47.121
19	24.438	1:48.633
33	25.618	1:48.184
27	34.714	1:51.019
54	35.216	1:50.851
77	35.408	1:50.730
48	36.241	1:50.581
76	37.970	1:50.908
95	38.128	1:50.786
5	44.410	1:53.515
994	46.429	1:54.268
73	46.643	1:53.782
2	46.711	1:54.182
81	47.201	1:53.012
69	53.121	1:54.084
8	53.395	1:54.861
50	56.716	1:54.227
67	1:05.304	1:59.042
16	1:11.018	1:58.017
79	1:14.646	1:58.086
55	1:14.770	1:58.658
26	1:23.147	2:00.692
402	1:23.813	2:00.313
85	1:23.873	1:58.788
137	1:25.698	2:00.578
12	1:26.027	1:59.820
131	1:43.309	2:04.091
164	1:44.684	2:04.378

LAP 6 @ 15:58:47.121

NO	BEHIND	LAP TIME
47		1:44.814
86	14.202	1:46.991
179	14.224	1:47.243
28	15.298	1:47.058
53	1 Lap	2:06.134
19	28.812	1:49.188
33	29.165	1:48.361
27	41.056	1:51.156
77	41.371	1:50.777
48	41.951	1:50.524
54	42.556	1:52.154
76	44.400	1:51.244
95	44.420	1:51.106
5	53.212	1:53.616
994	54.963	1:53.348
73	55.202	1:53.373
2	55.305	1:53.408
81	55.855	1:53.468
69	1:01.742	1:53.435
8	1:02.040	1:53.459
50	1:06.603	1:54.701
67	1:19.494	1:59.004
16	1:24.781	1:58.577
55	1:28.086	1:58.130
79	1:29.033	1:59.201
85	1:38.535	1:59.476
26	1:39.671	2:01.338
402	1:40.461	2:01.462
12	1:40.851	1:59.638
137	1:41.665	2:00.781

LAP 7 @ 16:00:32.348

NO	BEHIND	LAP TIME
47		1:45.227
179	16.916	1:47.919
86	17.219	1:48.244
131	1 Lap	2:04.410
28	17.753	1:47.682
164	1 Lap	2:04.176
33	33.451	1:49.513
19	33.634	1:50.049
53	1 Lap	2:06.340
77	46.861	1:50.717
27	47.104	1:51.275
48	47.470	1:50.746
54	47.791	1:50.462
76	49.980	1:50.807
95	49.982	1:50.789
5	1:01.488	1:53.503
994	1:01.709	1:51.973
73	1:01.981	1:52.006
81	1:03.754	1:53.126
2	1:03.975	1:53.897
8	1:10.246	1:53.433
69	1:10.750	1:54.235
50	1:16.607	1:55.231
67	1:32.425	1:58.158
16	1:37.883	1:58.329
55	1:41.354	1:58.495
79	1:41.734	1:57.928
85	1:51.562	1:58.254
12	1:53.139	1:57.515
402	1:53.490	1:58.256
26	1:53.569	1:59.125
137	2:01.181	2:04.743

Weather / Track : Sunny / Dry

Oulton Park International: 2.6920 miles
Date: 05/04/2025 Start: 15:48 Finish: 16:00

Results can be found at www.tsl-timing.com

Printed - 16:02 Saturday, 05 April 2025

BMCRC-MRO Championships 2025 - Rnd 2 @ Oulton Park Int

Thunderbike Sport & Supertwins & Formula 400

RACE 13 - POSITION CHART

No	Name	Lap / Pos	1	2	3	4	5	6	7
47	SEABRIGHT	1	47	47	47	47	47	47	47
28	MUIR	2	179	179	179	179	179	86	179
179	O'MARA	3	28	28	28	86	86	179	86
86	JOHNSON	4	86	86	86	28	28	28	28
19	DANCE	5	19	19	19	19	19	19	33
818	BAMPTON	6	27	27	33	33	33	33	19
33	LINDEMANN	7	76	33	27	27	27	27	77
77	WHITE	8	33	76	77	54	54	77	27
27	BROWN	9	77	77	54	77	77	48	48
2	SEATH	10	818	54	48	48	48	54	54
48	WALLIS	11	54	48	76	76	76	76	76
95	MARSHALL	12	48	95	95	95	95	95	95
73	SIMS	13	994	994	5	5	5	5	5
54	JAMISON	14	95	5	994	994	994	994	994
76	WILKINSON	15	73	2	2	2	73	73	73
994	HOWARD	16	2	73	73	73	2	2	81
81	MAY	17	5	81	81	81	81	81	2
5	STONE	18	81	*818*	8	8	69	69	8
69	SMITH	19	67	8	69	69	8	8	69
8	SMITH	20	8	67	50	50	50	50	50
67	HARVEY	21	69	69	67	67	67	67	67
55	MANSON-CHUBB	22	50	50	16	16	16	16	16
50	TUFNALL	23	55	16	55	55	79	55	55
85	KITE	24	16	55	79	79	55	79	79
402	FARR	25	402	79	26	26	26	85	85
79	CRONE	26	26	402	402	402	402	26	12
16	PYMM	27	79	26	137	85	85	402	402
137	McPHERSON	28	137	137	85	137	137	12	26
26	LEE	29	85	12	12	12	12	137	137
12	JACKSON	30	12	85	131	131	131	131	
164	COWIE	31	131	131	164	164	164	164	
131	KINGSTONE	32	164	164	53	53	53	53	
53	HAMMOND	33	53	53					

Weather / Track : Sunny / Dry

Oulton Park International: 2.6920 miles
Date: 05/04/2025 Start: 15:48 Finish: 16:00

Results can be found at www.tsl-timing.com

Printed - 16:02 Saturday, 05 April 2025

BMCRC-MRO Championships 2025 - Rnd 2 @ Oulton Park Int

Thunderbike Sport & Supertwins & Formula 400

RACE 13 - SECTOR ANALYSIS

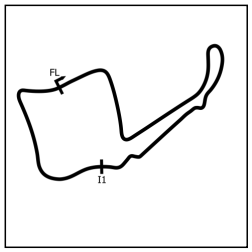

SECTOR 1 = FL to I1, SECTOR 2 = I1 to FL, DIFF = Difference To Personal Best Lap, P = Crossed Finish Line in Pit Lane, D = Time Disallowed

P1 47 TWINS Fenton SEABRIGHT

Aprilia RS 660 - Fhs racing

IDEAL LAP TIME : 1:44.314 BEST LAP TIME : 1:44.314 DIFFERENCE : 0.000

LAP	SECTOR 1	SECTOR 2	LAP TIME	MPH	DIFF	TIME OF DAY
1 -		29.101	1:49.810	88.25	5.496	15:50:03.357
2 -	1:15.837	29.307	1:45.144	92.17	0.830	15:51:48.501
3 -	1:15.842	29.002	1:44.844	92.43	0.530	15:53:33.345
4 -	1:15.748	28.900	1:44.648 (2)	92.60	0.334	15:55:17.993
5 -	***1:15.450***	***28.864***	***1:44.314 (1)***	***92.90***		***15:57:02.307***
6 -	1:15.941	28.873	1:44.814 (3)	92.46	0.500	15:58:47.121
7 -	1:15.927	29.300	1:45.227	92.09	0.913	16:00:32.348

P2 179 TWINS James O'MARA

BMW F900R - BRP Machining Ltd - Alton Compressor Servicess

IDEAL LAP TIME : 1:46.955 BEST LAP TIME : 1:47.126 DIFFERENCE : 0.171

LAP	SECTOR 1	SECTOR 2	LAP TIME	MPH	DIFF	TIME OF DAY
1 -		***29.396***	1:51.032	87.28	3.906	15:50:04.579
2 -	***1:17.559***	29.567	***1:47.126 (1)***	***90.46***		***15:51:51.705***
3 -	1:18.044	29.500	1:47.544	90.11	0.418	15:53:39.249
4 -	1:17.604	29.594	1:47.198 (2)	90.40	0.072	15:55:26.447
5 -	1:18.146	29.509	1:47.655	90.02	0.529	15:57:14.102
6 -	1:17.648	29.595	1:47.243 (3)	90.36	0.117	15:59:01.345
7 -	1:18.198	29.721	1:47.919	89.80	0.793	16:00:49.264

P3 86 TWINS Anthony JOHNSON

BMW F900 - #333 Motorsport NYR Alco

IDEAL LAP TIME : 1:46.740 BEST LAP TIME : 1:46.751 DIFFERENCE : 0.011

LAP	SECTOR 1	SECTOR 2	LAP TIME	MPH	DIFF	TIME OF DAY
1 -		29.537	1:52.336	86.27	5.585	15:50:05.883
2 -	1:17.664	29.640	1:47.304	90.31	0.553	15:51:53.187
3 -	1:17.957	29.589	1:47.546	90.11	0.795	15:53:40.733
4 -	***1:17.323***	29.525	1:46.848 (2)	90.70	0.097	15:55:27.581
5 -	1:17.334	***29.417***	***1:46.751 (1)***	***90.78***		***15:57:14.332***
6 -	1:17.552	29.439	1:46.991 (3)	90.58	0.240	15:59:01.323
7 -	1:17.977	30.267	1:48.244	89.53	1.493	16:00:49.567

P4 28 TWINS Jack MUIR

Aprilia RS660 -

IDEAL LAP TIME : 1:46.998 BEST LAP TIME : 1:47.058 DIFFERENCE : 0.060

LAP	SECTOR 1	SECTOR 2	LAP TIME	MPH	DIFF	TIME OF DAY
1 -		29.576	1:51.951	86.56	4.893	15:50:05.498
2 -	1:17.718	29.588	1:47.306 (3)	90.31	0.248	15:51:52.804
3 -	1:18.175	29.746	1:47.921	89.79	0.863	15:53:40.725
4 -	1:18.065	29.450	1:47.515	90.13	0.457	15:55:28.240
5 -	1:17.705	***29.416***	1:47.121 (2)	90.47	0.063	15:57:15.361
6 -	***1:17.582***	29.476	***1:47.058 (1)***	***90.52***		***15:59:02.419***
7 -	1:17.721	29.961	1:47.682	89.99	0.624	16:00:50.101

P5 33 F400 David LINDEMANN

Kawasaki ZX4R - Giraffe Decorators

IDEAL LAP TIME : 1:48.184 BEST LAP TIME : 1:48.184 DIFFERENCE : 0.000

LAP	SECTOR 1	SECTOR 2	LAP TIME	MPH	DIFF	TIME OF DAY
1 -		30.732	1:57.777	82.28	9.593	15:50:11.324
2 -	1:20.370	30.166	1:50.536	87.67	2.352	15:52:01.860
3 -	1:19.351	30.116	1:49.467	88.53	1.283	15:53:51.327
4 -	1:18.375	30.039	1:48.414 (3)	89.39	0.230	15:55:39.741
5 -	***1:18.221***	***29.963***	***1:48.184 (1)***	***89.58***		***15:57:27.925***
6 -	1:18.391	29.970	1:48.361 (2)	89.43	0.177	15:59:16.286
7 -	1:19.109	30.404	1:49.513	88.49	1.329	16:01:05.799

Weather / Track : Sunny / Dry

Oulton Park International: 2.6920 miles
Date: 05/04/2025 Start: 15:48 Finish: 16:00

BMCRC-MRO Championships 2025 - Rnd 2 @ Oulton Park Int

Thunderbike Sport & Supertwins & Formula 400

RACE 13 - SECTOR ANALYSIS

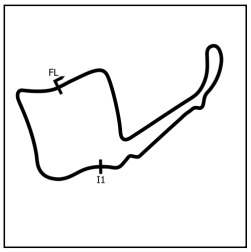

SECTOR 1 = FL to I1, SECTOR 2 = I1 to FL, DIFF = Difference To Personal Best Lap, P = Crossed Finish Line in Pit Lane, D = Time Disallowed

P6 19 F400 Craig DANCE — Kawasaki ZX400 RR - 2 brothers scaffolding

IDEAL LAP TIME : 1:48.578 BEST LAP TIME : 1:48.633 DIFFERENCE : 0.055

LAP	SECTOR 1	SECTOR 2	LAP TIME	MPH	DIFF	TIME OF DAY
1 -		30.300	1:56.307	83.32	7.674	15:50:09.854
2 -	1:19.290	30.267	1:49.557	88.45	0.924	15:51:59.411
3 -	***1:18.600***	30.426	1:49.026 **(2)**	88.88	0.393	15:53:48.437
4 -	1:19.344	30.331	1:49.675	88.36	1.042	15:55:38.112
5 -	1:18.655	***29.978***	***1:48.633*** **(1)**	***89.21***		***15:57:26.745***
6 -	1:18.927	30.261	1:49.188 **(3)**	88.75	0.555	15:59:15.933
7 -	1:19.449	30.600	1:50.049	88.06	1.416	16:01:05.982

P7 77 Joe WHITE — Suzuki GSXR 600 - The Race Shack /Just In Graphics

IDEAL LAP TIME : 1:50.258 BEST LAP TIME : 1:50.717 DIFFERENCE : 0.459

LAP	SECTOR 1	SECTOR 2	LAP TIME	MPH	DIFF	TIME OF DAY
1 -		30.511	1:57.810	82.26	7.093	15:50:11.357
2 -	1:21.642	29.994	1:51.636	86.81	0.919	15:52:02.993
3 -	1:21.499	30.274	1:51.773	86.70	1.056	15:53:54.766
4 -	1:22.118	30.101	1:52.219	86.36	1.502	15:55:46.985
5 -	1:20.738	29.992	1:50.730 **(2)**	87.52	0.013	15:57:37.715
6 -	1:20.915	***29.862***	1:50.777 **(3)**	87.48	0.060	15:59:28.492
7 -	***1:20.396***	30.321	***1:50.717*** **(1)**	***87.53***		***16:01:19.209***

P8 27 TWINS Ben BROWN — Yamaha R7 - Hunts Motorcycles

IDEAL LAP TIME : 1:50.788 BEST LAP TIME : 1:50.788 DIFFERENCE : 0.000

LAP	SECTOR 1	SECTOR 2	LAP TIME	MPH	DIFF	TIME OF DAY
1 -		30.521	1:57.040	82.80	6.252	15:50:10.587
2 -	***1:20.366***	***30.422***	***1:50.788*** **(1)**	***87.47***		***15:52:01.375***
3 -	1:20.608	31.911	1:52.519	86.13	1.731	15:53:53.894
4 -	1:21.242	30.866	1:52.108	86.44	1.320	15:55:46.002
5 -	1:20.543	30.476	1:51.019 **(2)**	87.29	0.231	15:57:37.021
6 -	1:20.536	30.620	1:51.156 **(3)**	87.18	0.368	15:59:28.177
7 -	1:20.662	30.613	1:51.275	87.09	0.487	16:01:19.452

P9 48 Shaun WALLIS — Yamaha R6 - MBC Despatch Racing

IDEAL LAP TIME : 1:50.362 BEST LAP TIME : 1:50.524 DIFFERENCE : 0.162

LAP	SECTOR 1	SECTOR 2	LAP TIME	MPH	DIFF	TIME OF DAY
1 -		30.144	1:59.364	81.19	8.840	15:50:12.911
2 -	1:20.850	30.862	1:51.712	86.75	1.188	15:52:04.623
3 -	1:21.056	30.620	1:51.676	86.78	1.152	15:53:56.299
4 -	1:21.079	30.589	1:51.668	86.78	1.144	15:55:47.967
5 -	1:20.323	30.258	1:50.581 **(2)**	87.63	0.057	15:57:38.548
6 -	1:20.476	***30.048***	***1:50.524*** **(1)**	***87.68***		***15:59:29.072***
7 -	***1:20.314***	30.432	1:50.746 **(3)**	87.50	0.222	16:01:19.818

P10 54 Adam JAMISON — Yamaha R6 - Team AJR

IDEAL LAP TIME : 1:50.452 BEST LAP TIME : 1:50.462 DIFFERENCE : 0.010

LAP	SECTOR 1	SECTOR 2	LAP TIME	MPH	DIFF	TIME OF DAY
1 -		***30.125***	1:58.538	81.75	8.076	15:50:12.085
2 -	1:21.177	30.497	1:51.674	86.78	1.212	15:52:03.759
3 -	1:21.333	30.235	1:51.568	86.86	1.106	15:53:55.327
4 -	1:21.037	30.308	1:51.345 **(3)**	87.03	0.883	15:55:46.672
5 -	1:20.349	30.502	1:50.851 **(2)**	87.42	0.389	15:57:37.523
6 -	1:21.817	30.337	1:52.154	86.41	1.692	15:59:29.677
7 -	***1:20.327***	30.135	***1:50.462*** **(1)**	***87.73***		***16:01:20.139***

Weather / Track : Sunny / Dry

Oulton Park International: 2.6920 miles
Date: 05/04/2025 Start: 15:48 Finish: 16:00

BMCRC-MRO Championships 2025 - Rnd 2 @ Oulton Park Int

Thunderbike Sport & Supertwins & Formula 400

RACE 13 - SECTOR ANALYSIS

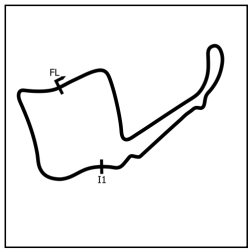

SECTOR 1 = FL to I1, SECTOR 2 = I1 to FL, DIFF = Difference To Personal Best Lap, P = Crossed Finish Line in Pit Lane, D = Time Disallowed

P11 76 F400 Luca WILKINSON

Kawasaki ZX4RR - Speedy Freight - NW Racing

IDEAL LAP TIME : 1:50.476 BEST LAP TIME : 1:50.807 DIFFERENCE : 0.331

LAP	SECTOR 1	SECTOR 2	LAP TIME	MPH	DIFF	TIME OF DAY
1 -		30.715	1:57.586	82.41	6.779	15:50:11.133
2 -	1:20.647	30.395	1:51.042	87.27	0.235	15:52:02.175
3 -	***1:20.149***	36.100	1:56.249	83.36	5.442	15:53:58.424
4 -	1:20.618	***30.327***	1:50.945 **(3)**	87.35	0.138	15:55:49.369
5 -	1:20.345	30.563	1:50.908 **(2)**	87.38	0.101	15:57:40.277
6 -	1:20.731	30.513	1:51.244	87.11	0.437	15:59:31.521
7 -	1:20.320	30.487	***1:50.807*** **(1)**	***87.46***		***16:01:22.328***

P12 95 F400 Greg MARSHALL

Kawasaki NINJA 400 - EBCBrakes, Redline, Cobb & Jagger

IDEAL LAP TIME : 1:50.546 BEST LAP TIME : 1:50.786 DIFFERENCE : 0.240

LAP	SECTOR 1	SECTOR 2	LAP TIME	MPH	DIFF	TIME OF DAY
1 -		31.192	2:01.398	79.83	10.612	15:50:14.945
2 -	1:21.936	30.653	1:52.589	86.07	1.803	15:52:07.534
3 -	1:20.810	30.500	1:51.310	87.06	0.524	15:53:58.844
4 -	1:20.478	30.327	1:50.805 **(3)**	87.46	0.019	15:55:49.649
5 -	***1:20.408***	30.378	***1:50.786*** **(1)**	***87.47***		***15:57:40.435***
6 -	1:20.749	30.357	1:51.106	87.22	0.320	15:59:31.541
7 -	1:20.651	***30.138***	1:50.789 **(2)**	87.47	0.003	16:01:22.330

P13 5 Logan STONE

Yamaha R6 -

IDEAL LAP TIME : 1:51.952 BEST LAP TIME : 1:52.420 DIFFERENCE : 0.468

LAP	SECTOR 1	SECTOR 2	LAP TIME	MPH	DIFF	TIME OF DAY
1 -		30.927	2:01.724	79.61	9.304	15:50:15.271
2 -	1:21.928	***30.599***	1:52.527 **(2)**	86.12	0.107	15:52:07.798
3 -	1:22.148	30.836	1:52.984 **(3)**	85.77	0.564	15:54:00.782
4 -	***1:21.353***	31.067	***1:52.420*** **(1)**	***86.20***		***15:55:53.202***
5 -	1:22.247	31.268	1:53.515	85.37	1.095	15:57:46.717
6 -	1:22.538	31.078	1:53.616	85.29	1.196	15:59:40.333
7 -	1:22.891	30.612	1:53.503	85.38	1.083	16:01:33.836

P14 994 Adrian HOWARD

Suzuki GSXR 600 - Geary Roofing & Building Services

IDEAL LAP TIME : 1:51.973 BEST LAP TIME : 1:51.973 DIFFERENCE : 0.000

LAP	SECTOR 1	SECTOR 2	LAP TIME	MPH	DIFF	TIME OF DAY
1 -		31.541	2:01.311	79.88	9.338	15:50:14.858
2 -	1:21.779	30.967	1:52.746 **(2)**	85.95	0.773	15:52:07.604
3 -	1:22.768	31.157	1:53.925	85.06	1.952	15:54:01.529
4 -	1:21.675	31.264	1:52.939 **(3)**	85.81	0.966	15:55:54.468
5 -	1:22.702	31.566	1:54.268	84.81	2.295	15:57:48.736
6 -	1:22.193	31.155	1:53.348	85.50	1.375	15:59:42.084
7 -	***1:21.400***	***30.573***	***1:51.973*** **(1)**	***86.55***		***16:01:34.057***

P15 73 F400 Ollie SIMS

- Motorbodies Weston ltd

IDEAL LAP TIME : 1:51.844 BEST LAP TIME : 1:52.006 DIFFERENCE : 0.162

LAP	SECTOR 1	SECTOR 2	LAP TIME	MPH	DIFF	TIME OF DAY
1 -		31.510	2:01.594	79.70	9.588	15:50:15.141
2 -	1:24.445	31.033	1:55.478	83.92	3.472	15:52:10.619
3 -	1:21.344	30.701	1:52.045 **(2)**	86.49	0.039	15:54:02.664
4 -	***1:21.287***	31.217	1:52.504 **(3)**	86.14	0.498	15:55:55.168
5 -	1:22.863	30.919	1:53.782	85.17	1.776	15:57:48.950
6 -	1:22.180	31.193	1:53.373	85.48	1.367	15:59:42.323
7 -	1:21.449	***30.557***	***1:52.006*** **(1)**	***86.52***		***16:01:34.329***

Weather / Track : Sunny / Dry

Oulton Park International: 2.6920 miles
Date: 05/04/2025 Start: 15:48 Finish: 16:00

BMCRC-MRO Championships 2025 - Rnd 2 @ Oulton Park Int

Thunderbike Sport & Supertwins & Formula 400

RACE 13 - SECTOR ANALYSIS

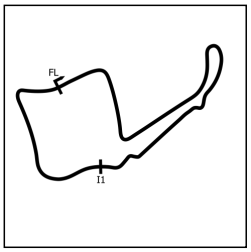

SECTOR 1 = FL to I1, SECTOR 2 = I1 to FL, DIFF = Difference To Personal Best Lap, P = Crossed Finish Line in Pit Lane, D = Time Disallowed

P16 81 TWINS Malvern MAY

Aprilia RS660 - IMP racing

IDEAL LAP TIME : 1:52.448 BEST LAP TIME : 1:52.828 DIFFERENCE : 0.380

LAP	SECTOR 1	SECTOR 2	LAP TIME	MPH	DIFF	TIME OF DAY
1 -		31.483	2:02.214	79.29	9.386	15:50:15.761
2 -	1:23.468	31.542	1:55.010	84.26	2.182	15:52:10.771
3 -	1:22.267	***30.561***	***1:52.828 (1)***	***85.89***		***15:54:03.599***
4 -	1:22.042	30.855	1:52.897 **(2)**	85.84	0.069	15:55:56.496
5 -	***1:21.887***	31.125	1:53.012 **(3)**	85.75	0.184	15:57:49.508
6 -	1:22.472	30.996	1:53.468	85.41	0.640	15:59:42.976
7 -	1:22.264	30.862	1:53.126	85.66	0.298	16:01:36.102

P17 2 TWINS James SEATH

Aprilia RS660 - Ovenden Earthmoving

IDEAL LAP TIME : 1:52.189 BEST LAP TIME : 1:52.316 DIFFERENCE : 0.127

LAP	SECTOR 1	SECTOR 2	LAP TIME	MPH	DIFF	TIME OF DAY
1 -		31.996	2:01.685	79.64	9.369	15:50:15.232
2 -	1:23.292	31.076	1:54.368	84.73	2.052	15:52:09.600
3 -	***1:21.328***	30.988	***1:52.316 (1)***	***86.28***		***15:54:01.916***
4 -	1:21.923	30.997	1:52.920 **(2)**	85.82	0.604	15:55:54.836
5 -	1:22.944	31.238	1:54.182	84.87	1.866	15:57:49.018
6 -	1:22.547	***30.861***	1:53.408 **(3)**	85.45	1.092	15:59:42.426
7 -	1:22.507	31.390	1:53.897	85.08	1.581	16:01:36.323

P18 8 Leigh SMITH

Suzuki GSXR600 - Smiths Mechanical Support Ltd, Lamonde Au

IDEAL LAP TIME : 1:53.274 BEST LAP TIME : 1:53.433 DIFFERENCE : 0.159

LAP	SECTOR 1	SECTOR 2	LAP TIME	MPH	DIFF	TIME OF DAY
1 -		31.269	2:03.147	78.69	9.714	15:50:16.694
2 -	1:23.394	31.168	1:54.562 **(3)**	84.59	1.129	15:52:11.256
3 -	1:23.240	31.373	1:54.613	84.55	1.180	15:54:05.869
4 -	1:23.436	31.536	1:54.972	84.29	1.539	15:56:00.841
5 -	1:23.772	31.089	1:54.861	84.37	1.428	15:57:55.702
6 -	1:22.621	***30.838***	1:53.459 **(2)**	85.41	0.026	15:59:49.161
7 -	***1:22.436***	30.997	***1:53.433 (1)***	***85.43***		***16:01:42.594***

P19 69 Terry SMITH

Yamaha R6 - IMP Racing

IDEAL LAP TIME : 1:52.993 BEST LAP TIME : 1:53.435 DIFFERENCE : 0.442

LAP	SECTOR 1	SECTOR 2	LAP TIME	MPH	DIFF	TIME OF DAY
1 -		31.809	2:03.909	78.21	10.474	15:50:17.456
2 -	1:23.778	31.974	1:55.752	83.72	2.317	15:52:13.208
3 -	1:22.684	31.680	1:54.364	84.74	0.929	15:54:07.572
4 -	1:22.550	31.222	1:53.772 **(2)**	85.18	0.337	15:56:01.344
5 -	1:22.419	31.665	1:54.084 **(3)**	84.94	0.649	15:57:55.428
6 -	***1:22.070***	31.365	***1:53.435 (1)***	***85.43***		***15:59:48.863***
7 -	1:23.312	***30.923***	1:54.235	84.83	0.800	16:01:43.098

P20 50 TWINS Alex TUFNALL

Aprilia RS660 -

IDEAL LAP TIME : 1:54.227 BEST LAP TIME : 1:54.227 DIFFERENCE : 0.000

LAP	SECTOR 1	SECTOR 2	LAP TIME	MPH	DIFF	TIME OF DAY
1 -		31.322	2:04.036	78.13	9.809	15:50:17.583
2 -	1:24.268	31.522	1:55.790	83.69	1.563	15:52:13.373
3 -	1:24.603	31.499	1:56.102	83.47	1.875	15:54:09.475
4 -	1:23.822	31.499	1:55.321	84.03	1.094	15:56:04.796
5 -	***1:23.058***	***31.169***	***1:54.227 (1)***	***84.84***		***15:57:59.023***
6 -	1:23.439	31.262	1:54.701 **(2)**	84.49	0.474	15:59:53.724
7 -	1:23.514	31.717	1:55.231 **(3)**	84.10	1.004	16:01:48.955

Weather / Track : Sunny / Dry

Oulton Park International: 2.6920 miles
Date: 05/04/2025 Start: 15:48 Finish: 16:00

BMCRC-MRO Championships 2025 - Rnd 2 @ Oulton Park Int

Thunderbike Sport & Supertwins & Formula 400

RACE 13 - SECTOR ANALYSIS

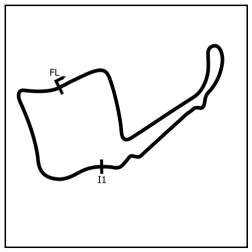

SECTOR 1 = FL to I1, SECTOR 2 = I1 to FL, DIFF = Difference To Personal Best Lap, P = Crossed Finish Line in Pit Lane, D = Time Disallowed

P21 67 TWINS Simon HARVEY — Suzuki SV650 - Retirement Fund Racing

IDEAL LAP TIME : 1:56.243 BEST LAP TIME : 1:56.557 DIFFERENCE : 0.314

LAP	SECTOR 1	SECTOR 2	LAP TIME	MPH	DIFF	TIME OF DAY
1 -		***31.655***	2:02.883	78.86	6.326	15:50:16.430
2 -	***1:24.588***	31.969	***1:56.557*** **(1)**	***83.14***		***15:52:12.987***
3 -	1:25.363	32.259	1:57.622 **(2)**	82.39	1.065	15:54:10.609
4 -	1:25.554	32.406	1:57.960 **(3)**	82.15	1.403	15:56:08.569
5 -	1:26.436	32.606	1:59.042	81.41	2.485	15:58:07.611
6 -	1:26.455	32.549	1:59.004	81.43	2.447	16:00:06.615
7 -	1:25.813	32.345	1:58.158	82.01	1.601	16:02:04.773

P22 16 Greg PYMM — Suzuki GSXR600 - Precision Installations, CMR, Grim Fabricatic

IDEAL LAP TIME : 1:57.539 BEST LAP TIME : 1:57.885 DIFFERENCE : 0.346

LAP	SECTOR 1	SECTOR 2	LAP TIME	MPH	DIFF	TIME OF DAY
1 -		32.436	2:06.913	76.36	9.028	15:50:20.460
2 -	1:26.076	32.320	1:58.396	81.85	0.511	15:52:18.856
3 -	***1:25.423***	32.462	***1:57.885*** **(1)**	***82.20***		***15:54:16.741***
4 -	1:25.838	32.729	1:58.567	81.73	0.682	15:56:15.308
5 -	1:25.901	***32.116***	1:58.017 **(2)**	82.11	0.132	15:58:13.325
6 -	1:26.419	32.158	1:58.577	81.73	0.692	16:00:11.902
7 -	1:25.874	32.455	1:58.329 **(3)**	81.90	0.444	16:02:10.231

P23 55 Magnus MANSON-CHUBB — Kawasaki ZXR400L -

IDEAL LAP TIME : 1:57.822 BEST LAP TIME : 1:58.130 DIFFERENCE : 0.308

LAP	SECTOR 1	SECTOR 2	LAP TIME	MPH	DIFF	TIME OF DAY
1 -		***32.349***	2:06.082	76.86	7.952	15:50:19.629
2 -	1:27.442	33.253	2:00.695	80.29	2.565	15:52:20.324
3 -	1:25.679	32.930	1:58.609 **(3)**	81.70	0.479	15:54:18.933
4 -	1:26.414	33.072	1:59.486	81.10	1.356	15:56:18.419
5 -	1:25.972	32.686	1:58.658	81.67	0.528	15:58:17.077
6 -	***1:25.473***	32.657	***1:58.130*** **(1)**	***82.03***		***16:00:15.207***
7 -	1:25.553	32.942	1:58.495 **(2)**	81.78	0.365	16:02:13.702

P24 79 F400 Sean CRONE — Kawasaki EX - BD Racing

IDEAL LAP TIME : 1:57.635 BEST LAP TIME : 1:57.928 DIFFERENCE : 0.293

LAP	SECTOR 1	SECTOR 2	LAP TIME	MPH	DIFF	TIME OF DAY
1 -		32.993	2:10.189	74.44	12.261	15:50:23.736
2 -	1:25.682	***32.464***	1:58.146	82.02	0.218	15:52:21.882
3 -	1:25.621	32.503	1:58.124 **(3)**	82.04	0.196	15:54:20.006
4 -	1:26.120	32.741	1:58.861	81.53	0.933	15:56:18.867
5 -	***1:25.171***	32.915	1:58.086 **(2)**	82.06	0.158	15:58:16.953
6 -	1:26.335	32.866	1:59.201	81.30	1.273	16:00:16.154
7 -	1:25.205	32.723	***1:57.928*** **(1)**	***82.17***		***16:02:14.082***

P25 85 Andrew KITE — Ducati 749 - Red Rebel Racing

IDEAL LAP TIME : 1:58.050 BEST LAP TIME : 1:58.254 DIFFERENCE : 0.204

LAP	SECTOR 1	SECTOR 2	LAP TIME	MPH	DIFF	TIME OF DAY
1 -		33.051	2:10.913	74.02	12.659	15:50:24.460
2 -	1:28.472	33.251	2:01.723	79.61	3.469	15:52:26.183
3 -	1:27.420	32.708	2:00.128	80.67	1.874	15:54:26.311
4 -	1:28.318	32.763	2:01.081	80.03	2.827	15:56:27.392
5 -	1:26.874	31.914	1:58.788 **(2)**	81.58	0.534	15:58:26.180
6 -	1:27.589	***31.887***	1:59.476 **(3)**	81.11	1.222	16:00:25.656
7 -	***1:26.163***	32.091	***1:58.254*** **(1)**	***81.95***		***16:02:23.910***

BMCRC-MRO Championships 2025 - Rnd 2 @ Oulton Park Int

Thunderbike Sport & Supertwins & Formula 400

RACE 13 - SECTOR ANALYSIS

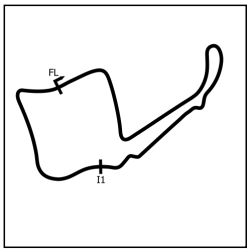

SECTOR 1 = FL to I1, SECTOR 2 = I1 to FL, DIFF = Difference To Personal Best Lap, P = Crossed Finish Line in Pit Lane, D = Time Disallowed

P26 12 TWINS Andy JACKSON

Kawasaki ER650 - Andy Jackson Racing Club 12

IDEAL LAP TIME : 1:57.515 BEST LAP TIME : 1:57.515 DIFFERENCE : 0.000

LAP	SECTOR 1	SECTOR 2	LAP TIME	MPH	DIFF	TIME OF DAY
1 -		33.083	2:11.640	73.61	14.125	15:50:25.187
2 -	1:27.545	33.410	2:00.955	80.12	3.440	15:52:26.142
3 -	1:28.435	33.406	2:01.841	79.54	4.326	15:54:27.983
4 -	1:27.227	33.304	2:00.531	80.40	3.016	15:56:28.514
5 -	1:27.107	32.713	1:59.820 **(3)**	80.88	2.305	15:58:28.334
6 -	1:26.199	33.439	1:59.638 **(2)**	81.00	2.123	16:00:27.972
7 -	***1:25.228***	***32.287***	***1:57.515*** **(1)**	***82.46***		***16:02:25.487***

P27 402 Kaine FARR

Suzuki GSXR - The Elms B&B Snetterton

IDEAL LAP TIME : 1:58.256 BEST LAP TIME : 1:58.256 DIFFERENCE : 0.000

LAP	SECTOR 1	SECTOR 2	LAP TIME	MPH	DIFF	TIME OF DAY
1 -		33.258	2:09.406	74.89	11.150	15:50:22.953
2 -	1:27.442	33.286	2:00.728	80.27	2.472	15:52:23.681
3 -	1:28.008	33.465	2:01.473	79.78	3.217	15:54:25.154
4 -	1:27.339	33.314	2:00.653 **(3)**	80.32	2.397	15:56:25.807
5 -	1:27.632	32.681	2:00.313 **(2)**	80.55	2.057	15:58:26.120
6 -	1:28.247	33.215	2:01.462	79.78	3.206	16:00:27.582
7 -	***1:26.396***	***31.860***	***1:58.256*** **(1)**	***81.95***		***16:02:25.838***

P28 26 F400 Damian LEE

Yamaha TZR250 - Leed Autos

IDEAL LAP TIME : 1:59.125 BEST LAP TIME : 1:59.125 DIFFERENCE : 0.000

LAP	SECTOR 1	SECTOR 2	LAP TIME	MPH	DIFF	TIME OF DAY
1 -		33.429	2:09.921	74.59	10.796	15:50:23.468
2 -	1:27.610	33.217	2:00.827	80.20	1.702	15:52:24.295
3 -	1:26.961	33.053	2:00.014 **(2)**	80.75	0.889	15:54:24.309
4 -	1:26.970	33.483	2:00.453 **(3)**	80.45	1.328	15:56:24.762
5 -	1:27.365	33.327	2:00.692	80.29	1.567	15:58:25.454
6 -	1:28.444	32.894	2:01.338	79.87	2.213	16:00:26.792
7 -	***1:26.265***	***32.860***	***1:59.125*** **(1)**	***81.35***		***16:02:25.917***

P29 137 Colin McPHERSON

Yamaha R6 -

IDEAL LAP TIME : 2:00.347 BEST LAP TIME : 2:00.578 DIFFERENCE : 0.231

LAP	SECTOR 1	SECTOR 2	LAP TIME	MPH	DIFF	TIME OF DAY
1 -		33.069	2:10.435	74.29	9.857	15:50:23.982
2 -	1:27.887	32.852	2:00.739 **(2)**	80.26	0.161	15:52:24.721
3 -	1:28.188	33.236	2:01.424	79.81	0.846	15:54:26.145
4 -	1:28.091	33.191	2:01.282	79.90	0.704	15:56:27.427
5 -	1:27.985	***32.593***	***2:00.578*** **(1)**	***80.37***		***15:58:28.005***
6 -	***1:27.754***	33.027	2:00.781 **(3)**	80.23	0.203	16:00:28.786
7 -	1:31.038	33.705	2:04.743	77.69	4.165	16:02:33.529

P30 131 Nicholas KINGSTONE

Suzuki GSXR600 -

IDEAL LAP TIME : 2:03.442 BEST LAP TIME : 2:04.091 DIFFERENCE : 0.649

LAP	SECTOR 1	SECTOR 2	LAP TIME	MPH	DIFF	TIME OF DAY
1 -		34.363	2:13.442	72.62	9.351	15:50:26.989
2 -	1:30.573	34.264	2:04.837	77.63	0.746	15:52:31.826
3 -	1:31.288	33.903	2:05.191	77.41	1.100	15:54:37.017
4 -	1:30.700	***33.808***	2:04.508 **(3)**	77.83	0.417	15:56:41.525
5 -	1:29.903	34.188	***2:04.091*** **(1)**	***78.09***		***15:58:45.616***
6 -	***1:29.634***	34.776	2:04.410 **(2)**	77.89	0.319	16:00:50.026

BMCRC-MRO Championships 2025 - Rnd 2 @ Oulton Park Int

Thunderbike Sport & Supertwins & Formula 400

RACE 13 - SECTOR ANALYSIS

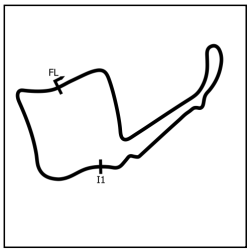

SECTOR 1 = FL to I1, SECTOR 2 = I1 to FL, DIFF = Difference To Personal Best Lap, P = Crossed Finish Line in Pit Lane, D = Time Disallowed

P31 164 F400 George COWIE Kawasaki NINJA 400 - Faraldo racing

IDEAL LAP TIME : 2:03.101 BEST LAP TIME : 2:04.176 DIFFERENCE : 1.075

LAP	SECTOR 1	SECTOR 2	LAP TIME	MPH	DIFF	TIME OF DAY
1 -		***33.697***	2:14.118	72.25	9.942	15:50:27.665
2 -	1:31.097	34.473	2:05.570	77.17	1.394	15:52:33.235
3 -	1:30.872	34.004	2:04.876	77.60	0.700	15:54:38.111
4 -	1:30.214	34.288	2:04.502 **(3)**	77.84	0.326	15:56:42.613
5 -	1:30.103	34.275	2:04.378 **(2)**	77.91	0.202	15:58:46.991
6 -	***1:29.404***	34.772	***2:04.176*** **(1)**	***78.04***		***16:00:51.167***

P32 53 Peter HAMMOND Suzuki SRAD -

IDEAL LAP TIME : 2:05.733 BEST LAP TIME : 2:06.134 DIFFERENCE : 0.401

LAP	SECTOR 1	SECTOR 2	LAP TIME	MPH	DIFF	TIME OF DAY
1 -		34.538	2:17.079	70.69	10.945	15:50:30.626
2 -	1:34.745	35.229	2:09.974	74.56	3.840	15:52:40.600
3 -	1:34.217	34.966	2:09.183	75.01	3.049	15:54:49.783
4 -	1:33.083	34.569	2:07.652 **(3)**	75.91	1.518	15:56:57.435
5 -	1:32.053	***34.081***	***2:06.134*** **(1)**	***76.83***		***15:59:03.569***
6 -	***1:31.652***	34.688	2:06.340 **(2)**	76.70	0.206	16:01:09.909

P33 818 TWINS Michael BAMPTON Aprilia RS660 - CalonRacing

IDEAL LAP TIME : 1:51.052 BEST LAP TIME : DIFFERENCE :

LAP	SECTOR 1	SECTOR 2	LAP TIME	MPH	DIFF	TIME OF DAY
1 -		***30.208***	1:58.038	82.10		15:50:11.585
2 -	***1:20.844***	IN PIT	1:59.188 **P**	81.31		15:52:10.773

BMCRC-MRO Championships 2025 - Rnd 2 @ Oulton Park Int

Thunderbike Sport & Supertwins & Formula 400

RACE 13 - BEST SECTORS

	SECTOR 1		SECTOR 2	
POS	NO	TIME	NO	TIME
1	47	1:15.450	47	28.864
2	86	1:17.323	179	29.396
3	179	1:17.559	28	29.416
4	28	1:17.582	86	29.417
5	33	1:18.221	77	29.862
6	19	1:18.600	33	29.963
7	76	1:20.149	19	29.978
8	48	1:20.314	48	30.048
9	54	1:20.327	54	30.125
10	27	1:20.366	95	30.138
11	77	1:20.396	818	30.208
12	95	1:20.408	76	30.327
13	818	1:20.844	27	30.422
14	73	1:21.287	73	30.557
15	2	1:21.328	81	30.561
16	5	1:21.353	994	30.573
17	994	1:21.400	5	30.599
18	81	1:21.887	8	30.838
19	69	1:22.070	2	30.861
20	8	1:22.436	69	30.923
21	50	1:23.058	50	31.169
22	67	1:24.588	67	31.655
23	79	1:25.171	402	31.860
24	12	1:25.228	85	31.887
25	16	1:25.423	16	32.116
26	55	1:25.473	12	32.287
27	85	1:26.163	55	32.349
28	26	1:26.265	79	32.464
29	402	1:26.396	137	32.593
30	137	1:27.754	26	32.860
31	164	1:29.404	164	33.697
32	131	1:29.634	131	33.808
33	53	1:31.652	53	34.081

IDEAL / BEST COMPARISON

PERFECT LAP 1:44.314

POS	NO	NAME	IDEAL	BEST	DIFF
1	47	SEABRIGHT	1:44.314	1:44.314	0.000
2	86	JOHNSON	1:46.740	1:46.751	0.011
3	179	O'MARA	1:46.955	1:47.126	0.171
4	28	MUIR	1:46.998	1:47.058	0.060
5	33	LINDEMANN	1:48.184	1:48.184	0.000
6	19	DANCE	1:48.578	1:48.633	0.055
7	77	WHITE	1:50.258	1:50.717	0.459
8	48	WALLIS	1:50.362	1:50.524	0.162
9	54	JAMISON	1:50.452	1:50.462	0.010
10	76	WILKINSON	1:50.476	1:50.807	0.331
11	95	MARSHALL	1:50.546	1:50.786	0.240
12	27	BROWN	1:50.788	1:50.788	0.000
13	818	BAMPTON			
14	73	SIMS	1:51.844	1:52.006	0.162
15	5	STONE	1:51.952	1:52.420	0.468
16	994	HOWARD	1:51.973	1:51.973	0.000
17	2	SEATH	1:52.189	1:52.316	0.127
18	81	MAY	1:52.448	1:52.828	0.380
19	69	SMITH	1:52.993	1:53.435	0.442
20	8	SMITH	1:53.274	1:53.433	0.159
21	50	TUFNALL	1:54.227	1:54.227	0.000
22	67	HARVEY	1:56.243	1:56.557	0.314
23	12	JACKSON	1:57.515	1:57.515	0.000
24	16	PYMM	1:57.539	1:57.885	0.346
25	79	CRONE	1:57.635	1:57.928	0.293
26	55	MANSON-CHUBB	1:57.822	1:58.130	0.308
27	85	KITE	1:58.050	1:58.254	0.204
28	402	FARR	1:58.256	1:58.256	0.000
29	26	LEE	1:59.125	1:59.125	0.000
30	137	McPHERSON	2:00.347	2:00.578	0.231
31	164	COWIE	2:03.101	2:04.176	1.075
32	131	KINGSTONE	2:03.442	2:04.091	0.649
33	53	HAMMOND	2:05.733	2:06.134	0.401

Weather / Track : Sunny / Dry

Oulton Park International: 2.6920 miles
Date: 05/04/2025 Start: 15:48 Finish: 16:00

Results can be found at www.tsl-timing.com

Printed - 16:02 Saturday, 05 April 2025

BMCRC-MRO Championships 2025 - Rnd 2 @ Oulton Park Int

Thunderbike Sport & Supertwins & Formula 400

RACE 13 - STATISTICS

Competitors Started	33
Planned Start	2025-04-05 @ 14:35:00.000
Actual Start	2025-04-05 @ 15:48:13.546
Finish Time	2025-04-05 @ 16:00:32.347
Track Length	2.6920mi.
Total Laps	223
Total Distance Covered	600.3223mi.

Session Fastest Lap History

NO	CL	NAME	LAP TIME	TIME OF DAY	LAP	VEHICLE
47	TWINS	**Fenton SEABRIGHT**	**1:45.144**	15:51:48.520	2	Aprilia RS 660
47	TWINS	**Fenton SEABRIGHT**	**1:44.844**	15:53:33.365	3	Aprilia RS 660
47	TWINS	**Fenton SEABRIGHT**	**1:44.648**	15:55:18.013	4	Aprilia RS 660
47	TWINS	**Fenton SEABRIGHT**	**1:44.314**	15:57:02.329	5	Aprilia RS 660

Session Leader History

NO	CL	NAME	FROM LAP	LAPS LED	DISTANCE	VEHICLE
47	TWINS	**Fenton SEABRIGHT**	1	7	18.84 miles	Aprilia RS 660

Flag History

TYPE	TIME OF DAY
GREEN	15:48:13.546
FINISH	16:00:32.347

Flag Statistics

TYPE	COUNT	TOTAL LAPS	TOTAL TIME
Green	1	7	14:25.672
Red	0	0	0.000
Safety Car	0	0	0.000
FCY	0	0	0.000

Weather / Track : Sunny / Dry

Oulton Park International: 2.6920 miles
Date: 05/04/2025 Start: 15:48 Finish: 16:00

BMCRC-MRO Championships 2025 - Rnd 2 @ Oulton Park Int

Thunderbike Sport & Supertwins & Formula 400

RACE 13 - STATISTICS

CLASS : 14 Starters

Fastest Lap History

NO	NAME	LAP TIME	TIME OF DAY	LAP	VEHICLE
77	**Joe WHITE**	**1:51.636**	15:52:02.987	2	Suzuki GSXR 600
54	**Adam JAMISON**	**1:51.568**	15:53:55.323	3	Yamaha R6
54	**Adam JAMISON**	**1:51.345**	15:55:46.670	4	Yamaha R6
54	**Adam JAMISON**	**1:50.851**	15:57:37.520	5	Yamaha R6
77	**Joe WHITE**	**1:50.730**	15:57:37.709	5	Suzuki GSXR 600
48	**Shaun WALLIS**	**1:50.581**	15:57:38.548	5	Yamaha R6
48	**Shaun WALLIS**	**1:50.524**	15:59:29.071	6	Yamaha R6
54	**Adam JAMISON**	**1:50.462**	16:01:20.138	7	Yamaha R6

Leader History

NO	NAME	FROM LAP	LAPS LED	DISTANCE	VEHICLE
77	**Joe WHITE**	1	3	8.07 miles	Suzuki GSXR 600
54	**Adam JAMISON**	4	2	5.38 miles	Yamaha R6
77	**Joe WHITE**	6	2	5.38 miles	Suzuki GSXR 600

Weather / Track : Sunny / Dry

Oulton Park International: 2.6920 miles
Date: 05/04/2025 Start: 15:48 Finish: 16:00

BMCRC-MRO Championships 2025 - Rnd 2 @ Oulton Park Int

Thunderbike Sport & Supertwins & Formula 400

RACE 13 - STATISTICS

CLASS : TWINS

11 Starters

Fastest Lap History

NO	NAME	LAP TIME	TIME OF DAY	LAP	VEHICLE
47	**Fenton SEABRIGHT**	**1:45.144**	15:51:48.520	2	Aprilia RS 660
47	**Fenton SEABRIGHT**	**1:44.844**	15:53:33.365	3	Aprilia RS 660
47	**Fenton SEABRIGHT**	**1:44.648**	15:55:18.013	4	Aprilia RS 660
47	**Fenton SEABRIGHT**	**1:44.314**	15:57:02.329	5	Aprilia RS 660

Leader History

NO	NAME	FROM LAP	LAPS LED	DISTANCE	VEHICLE
47	**Fenton SEABRIGHT**	1	7	18.84 miles	Aprilia RS 660

BMCRC-MRO Championships 2025 - Rnd 2 @ Oulton Park Int

Thunderbike Sport & Supertwins & Formula 400

RACE 13 - STATISTICS

CLASS : F400

8 Starters

Fastest Lap History

NO	NAME	LAP TIME	TIME OF DAY	LAP	VEHICLE
19	**Craig DANCE**	**1:49.557**	15:51:59.434	2	Kawasaki ZX400 RR
19	**Craig DANCE**	**1:49.026**	15:53:48.460	3	Kawasaki ZX400 RR
33	**David LINDEMANN**	**1:48.414**	15:55:39.753	4	Kawasaki ZX4R
33	**David LINDEMANN**	**1:48.184**	15:57:27.937	5	Kawasaki ZX4R

Leader History

NO	NAME	FROM LAP	LAPS LED	DISTANCE	VEHICLE
19	**Craig DANCE**	1	6	16.15 miles	Kawasaki ZX400 RR
33	**David LINDEMANN**	7	1	2.69 miles	Kawasaki ZX4R

DFDS YAMAHA PAST MASTERS

BMCRC-MRO Championships – Round 2

Oulton Park International

4th / 5th April 2025

Timing & Results Provided by Timing Solutions Ltd

www.tsl-timing.com

Oulton Park International Circuit

Little Budworth, Tarporley, Cheshire, UK

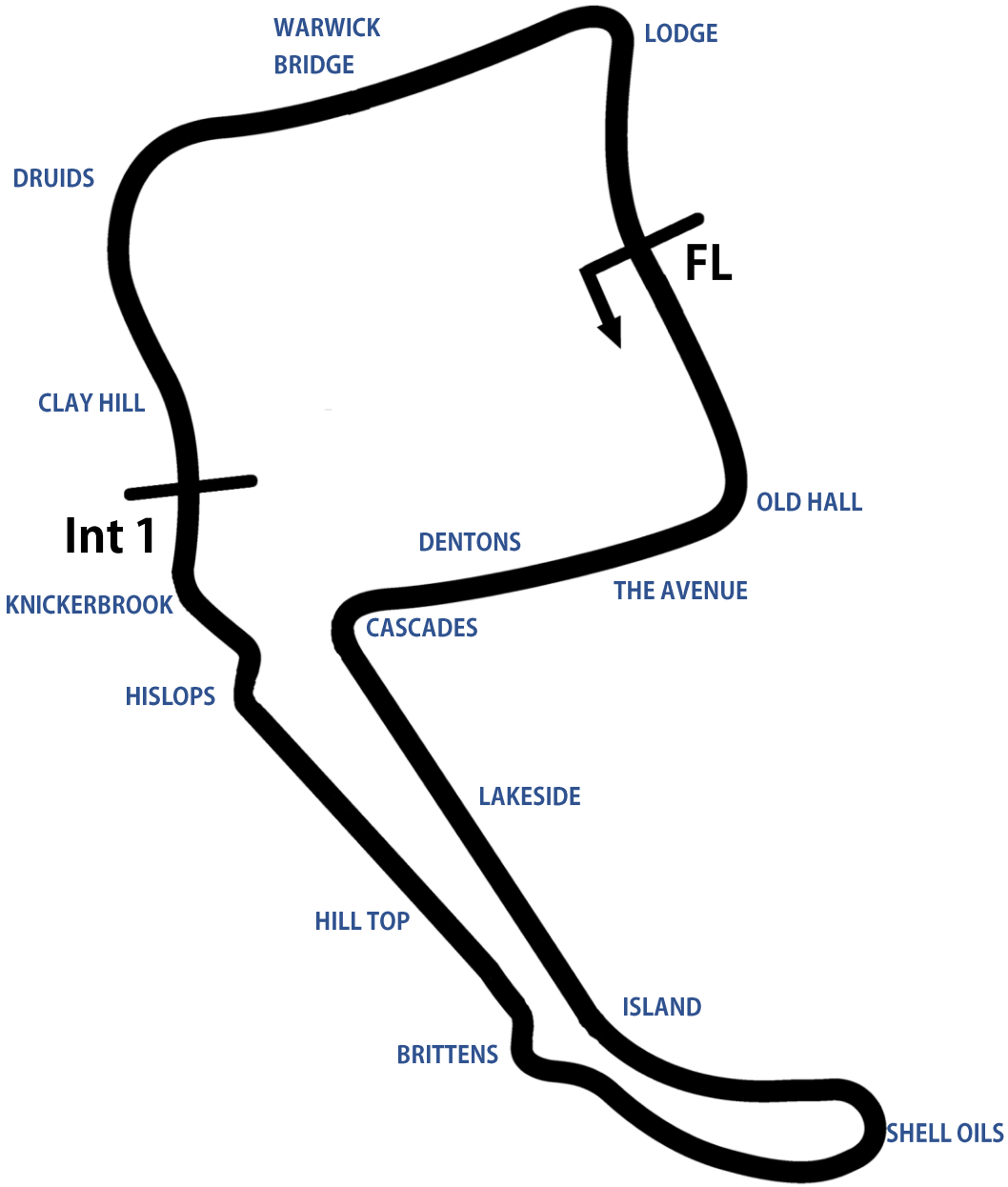

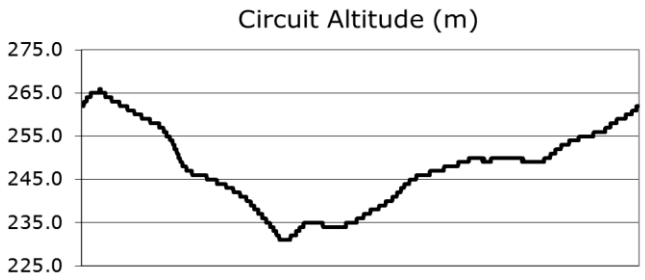

Length	2.6920 miles | 4.332 km | 4332.4m		
FL		53.17997 N	2.61294 W
Int 1	3066m	53.17830 N	2.62040 W
Pit Entry	4314m	53.18011 N	2.61306 W
Pit Exit	180m after FL	53.17836 N	2.61232 W
Pit Entry - Pit Exit	199m, 14.3s @ 50kph, 11.9s @ 60kph		

Results & Live Timing available at – www.tsl-timing.com

Updated - 24/01/2024 11:05

BMCRC-MRO Championships 2025 - Rnd 2 @ Oulton Park Int

DFDS Seaways Yamaha Past Masters

QUALIFYING - CLASSIFICATION

POS	NO	CL	PIC	NAME	ENTRY	TIME	ON	LAPS	GAP	DIFF	MPH
1	30		1	Alan COOPER	Yamaha TZR 250 - Twistgrip Motorcycles	1:56.003	6	8			83.54
2	86		2	Richie WELSH	Yamaha TZR 250 - EDEN'S BABY EXPERIENCES/ PE	1:57.664	3	8	1.661	1.661	82.36
3	8		3	David BALL	Yamaha TZR 250 - Gardiner Page and Roe pension co	1:57.911	4	8	1.908	0.247	82.19
4	110	C	1	Mark HAIGH	Yamaha TZR 250 - Chesterfield CarClinic/The Tuning V	1:58.779	7	8	2.776	0.868	81.59
5	74		4	Paul WHITBY	Yamaha TZR 250 - Greybridge Ltd	1:59.760	7	8	3.757	0.981	80.92
6	57		5	Geoff MOOK	Yamaha TZR 250 -	1:59.877	7	8	3.874	0.117	80.84
7	28		6	Liam McCARTER	Yamaha TZR 250 - Katie McCarter	2:00.537	8	8	4.534	0.660	80.40
8	72	C	2	John HAMILTON	Yamaha TZR 250 - LW Racing	2:01.242	4	7	5.239	0.705	79.93
9	92		7	Andrew MOOK	Yamaha TZR 250 -	2:01.310	4	5	5.307	0.068	79.88
10	26		8	Damian LEE	Yamaha TZR 250 - Leed Autos	2:01.324	4	8	5.321	0.014	79.87
11	6	C	3	Alan BUSHELL	Yamaha TZR 250 - Moonraker motorcycles	2:01.700	4	7	5.697	0.376	79.63
12	64	C	4	Iain DAVIS	Yamaha TZR 250 -	2:02.215	6	8	6.212	0.515	79.29
13	85		9	Andrew WALES	Yamaha TZR 250 - Show Control International	2:02.226	4	8	6.223	0.011	79.29
14	70		10	Andrew BURSCOUGH	Yamaha YPVS 350 - Mad biker designs/Martitanium	2:02.830	7	8	6.827	0.604	78.90
15	29		11	Derek CRIPPS	Yamaha TZR 250 - Team FBR	2:03.162	7	7	7.159	0.332	78.68
16	60		12	Danny GOUGH	Yamaha TZR 250 - G Force Motorcycles	2:03.282	7	8	7.279	0.120	78.61
17	166	C	5	Tom RIDLEY	Yamaha TZR 250 - Chamery Hall Roundhouses	2:04.349	4	5	8.346	1.067	77.93
18	84		13	Bert ELLISON	Yamaha TZR 250 - Ma n pa prentice	2:04.631	5	8	8.628	0.282	77.75
19	46	C	6	Kevin MARSHALL	Yamaha TZR 250 - Stacey Processing	2:06.723	3	8	10.720	2.092	76.47
20	58	C	7	Ian STANLEY	Yamaha TZR 250 - Twistgrip Motorcycles	2:12.314	3	7	16.311	5.591	73.24
21	69	C	8	Mark ELLERAY	Yamaha TZR 250 - Abbot Solutions Ltd	2:12.501	2	3	16.498	0.187	73.14
22	42	C	9	Martin PEARSON	Yamaha TZR 250 -	2:12.816	6	7	16.813	0.315	72.96
23	62	C	10	David PATERSON	Yamaha TZR 250 - The love of a good woman / Booma	2:15.394	5	7	19.391	2.578	71.57
24	100	C	11	Chris WHITLOCK	Yamaha TZR 250 - www.ypmrc.co.uk	2:15.396	6	7	19.393	0.002	71.57
25	67	C	12	Mark BAILEY	Yamaha TZR 250 - Elite Air conditioning Ltd. Hydroflow	2:19.555	5	7	23.552	4.159	69.44
26	77	C	13	Adam COLLINS	Yamaha TZR 250 - 2 Cows Racing	2:19.924	6	7	23.921	0.369	69.26
27	32	C	14	Chris THAY	Yamaha TZR 250 - Scell-it uk	2:21.625	2	3	25.622	1.701	68.42
28	2	C	15	Paul FIRTH	Yamaha TZR 250 1KT - Joanne Porter	2:25.909	6	6	29.906	4.284	66.42
29	71	C	16	Tess BICKERSTAFF	Yamaha TZR 250 - Len Whalin	2:31.451	5	6	35.448	5.542	63.98
30	20	C	17	Sara Sophie OSTERHOLZER	Yamaha TZR 250 - JB Motorcycles	2:33.400	5	6	37.397	1.949	63.17
31	73	C	18	Colvin TURNER	Yamaha TZR 250 -			1			

Weather / Track : Cloudy / Dry

These results are provisional until the conclusion of any judicial and technical matters.

Date: 04/04/2025 Start: 11:43 Finish: 11:58

Oulton Park International: 2.6920 miles

Clerk Of Course:	Timekeeper: Craig Smith	

Results can be found at www.tsl-timing.com

Printed - 12:05 Friday, 04 April 2025

BMCRC-MRO Championships 2025 - Rnd 2 @ Oulton Park Int

DFDS Seaways Yamaha Past Masters

QUALIFYING - SECTOR ANALYSIS

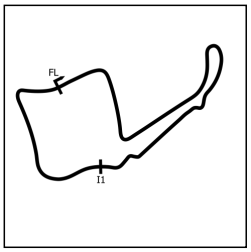

SECTOR 1 = FL to I1, SECTOR 2 = I1 to FL, DIFF = Difference To Personal Best Lap, P = Crossed Finish Line in Pit Lane, D = Time Disallowed

P1 30 Alan COOPER — Yamaha TZR 250 - Twistgrip Motorcycles

IDEAL LAP TIME : 1:56.003 BEST LAP TIME : 1:56.003 DIFFERENCE : 0.000

LAP	SECTOR 1	SECTOR 2	LAP TIME		MPH	DIFF	TIME OF DAY
1 -	1:34.745	32.476	2:07.221		76.17	11.218	11:46:13.500
2 -	1:27.208	31.704	1:58.912		81.49	2.909	11:48:12.412
3 -	1:25.284	32.306	1:57.590		82.41	1.587	11:50:10.002
4 -	1:25.862	32.965	1:58.827		81.55	2.824	11:52:08.829
5 -	1:25.441	31.904	1:57.345	(3)	82.58	1.342	11:54:06.174
6 -	***1:24.556***	***31.447***	***1:56.003***	**(1)**	***83.54***		***11:56:02.177***
7 -	1:24.929	32.185	1:57.114	(2)	82.75	1.111	11:57:59.291
8 -	1:26.106	31.725	1:57.831		82.24	1.828	11:59:57.122

P2 86 Richie WELSH — Yamaha TZR 250 - EDEN'S BABY EXPERIENCES/ PETER FLE

IDEAL LAP TIME : 1:57.442 BEST LAP TIME : 1:57.664 DIFFERENCE : 0.222

LAP	SECTOR 1	SECTOR 2	LAP TIME		MPH	DIFF	TIME OF DAY
1 -	1:32.840	32.805	2:05.645		77.13	7.981	11:46:04.338
2 -	1:25.567	33.075	1:58.642		81.68	0.978	11:48:02.980
3 -	***1:25.426***	32.238	***1:57.664***	**(1)**	***82.36***		***11:50:00.644***
4 -	1:25.644	32.843	1:58.487	(3)	81.79	0.823	11:51:59.131
5 -	1:26.525	32.266	1:58.791		81.58	1.127	11:53:57.922
6 -	1:25.915	***32.016***	1:57.931	(2)	82.17	0.267	11:55:55.853
7 -	1:27.124	32.758	1:59.882		80.84	2.218	11:57:55.735
8 -	1:33.132	IN PIT	2:17.134	**P**	70.67	19.470	12:00:12.869

P3 8 David BALL — Yamaha TZR 250 - Gardiner Page and Roe pension consultants

IDEAL LAP TIME : 1:57.055 BEST LAP TIME : 1:57.911 DIFFERENCE : 0.856

LAP	SECTOR 1	SECTOR 2	LAP TIME		MPH	DIFF	TIME OF DAY
1 -	1:31.468	32.610	2:04.078		78.10	6.167	11:46:03.408
2 -	1:26.825	32.807	1:59.632		81.00	1.721	11:48:03.040
3 -	1:25.742	32.203	1:57.945	(2)	82.16	0.034	11:50:00.985
4 -	***1:25.070***	32.841	***1:57.911***	**(1)**	***82.19***		***11:51:58.896***
5 -	1:26.410	32.304	1:58.714		81.63	0.803	11:53:57.610
6 -	1:26.827	***31.985***	1:58.812		81.56	0.901	11:55:56.422
7 -	1:26.468	33.111	1:59.579		81.04	1.668	11:57:56.001
8 -	1:25.629	32.690	1:58.319	(3)	81.90	0.408	11:59:54.320

P4 110 C Mark HAIGH — Yamaha TZR 250 - Chesterfield CarClinic/The Tuning Works

IDEAL LAP TIME : 1:58.779 BEST LAP TIME : 1:58.779 DIFFERENCE : 0.000

LAP	SECTOR 1	SECTOR 2	LAP TIME		MPH	DIFF	TIME OF DAY
1 -	1:33.201	33.114	2:06.315		76.72	7.536	11:46:07.333
2 -	1:27.385	33.339	2:00.724		80.27	1.945	11:48:08.057
3 -	1:26.939	33.334	2:00.273		80.57	1.494	11:50:08.330
4 -	1:27.398	33.519	2:00.917		80.14	2.138	11:52:09.247
5 -	1:28.815	34.381	2:03.196		78.66	4.417	11:54:12.443
6 -	1:25.958	34.200	2:00.158	(3)	80.65	1.379	11:56:12.601
7 -	***1:25.774***	***33.005***	***1:58.779***	**(1)**	***81.59***		***11:58:11.380***
8 -	1:26.321	33.223	1:59.544	(2)	81.06	0.765	12:00:10.924

P5 74 Paul WHITBY — Yamaha TZR 250 - Greybridge Ltd

IDEAL LAP TIME : 1:59.748 BEST LAP TIME : 1:59.760 DIFFERENCE : 0.012

LAP	SECTOR 1	SECTOR 2	LAP TIME		MPH	DIFF	TIME OF DAY
1 -	1:37.837	34.488	2:12.325		73.23	12.565	11:46:18.632
2 -	1:28.899	33.685	2:02.584		79.05	2.824	11:48:21.216
3 -	1:28.307	32.877	2:01.184		79.97	1.424	11:50:22.400
4 -	1:27.188	***32.741***	1:59.929	(2)	80.80	0.169	11:52:22.329
5 -	1:27.832	33.273	2:01.105		80.02	1.345	11:54:23.434
6 -	1:28.416	32.921	2:01.337		79.87	1.577	11:56:24.771
7 -	***1:27.007***	32.753	***1:59.760***	**(1)**	***80.92***		***11:58:24.531***
8 -	1:27.400	32.973	2:00.373	(3)	80.51	0.613	12:00:24.904

Weather / Track : Cloudy / Dry

Oulton Park International: 2.6920 miles
Date: 04/04/2025 Start: 11:43 Finish: 11:58

BMCRC-MRO Championships 2025 - Rnd 2 @ Oulton Park Int

DFDS Seaways Yamaha Past Masters

QUALIFYING - SECTOR ANALYSIS

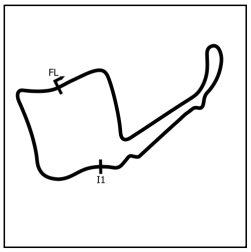

SECTOR 1 = FL to I1, SECTOR 2 = I1 to FL, DIFF = Difference To Personal Best Lap, P = Crossed Finish Line in Pit Lane, D = Time Disallowed

P6 57 Geoff MOOK Yamaha TZR 250 -

IDEAL LAP TIME : 1:59.846 BEST LAP TIME : 1:59.877 DIFFERENCE : 0.031

LAP	SECTOR 1	SECTOR 2	LAP TIME	MPH	DIFF	TIME OF DAY
1 -	1:33.487	33.314	2:06.801	76.42	6.924	11:46:08.555
2 -	1:28.048	32.934	2:00.982	80.10	1.105	11:48:09.537
3 -	1:28.021	33.023	2:01.044	80.06	1.167	11:50:10.581
4 -	1:27.528	33.048	2:00.576 **(3)**	80.37	0.699	11:52:11.157
5 -	1:28.635	33.169	2:01.804	79.56	1.927	11:54:12.961
6 -	***1:27.319***	32.666	1:59.985 **(2)**	80.77	0.108	11:56:12.946
7 -	1:27.350	***32.527***	***1:59.877*** **(1)**	***80.84***		***11:58:12.823***
8 -	1:27.738	32.913	2:00.651	80.32	0.774	12:00:13.474

P7 28 Liam McCARTER Yamaha TZR 250 - Katie McCarter

IDEAL LAP TIME : 2:00.537 BEST LAP TIME : 2:00.537 DIFFERENCE : 0.000

LAP	SECTOR 1	SECTOR 2	LAP TIME	MPH	DIFF	TIME OF DAY
1 -	1:39.230	34.748	2:13.978	72.33	13.441	11:46:17.894
2 -	1:29.455	33.669	2:03.124	78.71	2.587	11:48:21.018
3 -	1:32.195	34.095	2:06.290	76.73	5.753	11:50:27.308
4 -	1:28.424	33.489	2:01.913 **(2)**	79.49	1.376	11:52:29.221
5 -	1:28.480	34.339	2:02.819	78.90	2.282	11:54:32.040
6 -	1:28.788	33.720	2:02.508 **(3)**	79.10	1.971	11:56:34.548
7 -	1:29.647	33.844	2:03.491	78.47	2.954	11:58:38.039
8 -	***1:27.088***	***33.449***	***2:00.537*** **(1)**	***80.40***		***12:00:38.576***

P8 72 C John HAMILTON Yamaha TZR 250 - LW Racing

IDEAL LAP TIME : 1:25.986 BEST LAP TIME : 2:01.242 DIFFERENCE : 35.256

LAP	SECTOR 1	SECTOR 2	LAP TIME	MPH	DIFF	TIME OF DAY
1 -	1:35.071	35.212	2:10.283	74.38	9.041	11:46:12.496
2 -	1:33.200	34.145	2:07.345	76.10	6.103	11:48:19.841
3 -	1:30.257	33.195	2:03.452 **(2)**	78.50	2.210	11:50:23.293
4 -	1:28.051	33.191	***2:01.242*** **(1)**	***79.93***		***11:52:24.535***
5 -	1:33.326	35.451	2:08.777	75.25	7.535	11:54:33.312
6 -	1:30.599	***32.921***	2:03.520	78.45	2.278	11:56:36.832
7 -	1:30.398	33.077	2:03.475 **(3)**	78.48	2.233	11:58:40.307

P9 92 Andrew MOOK Yamaha TZR 250 -

IDEAL LAP TIME : 2:01.310 BEST LAP TIME : 2:01.310 DIFFERENCE : 0.000

LAP	SECTOR 1	SECTOR 2	LAP TIME	MPH	DIFF	TIME OF DAY
1 -	1:33.178	33.572	2:06.750	76.45	5.440	11:46:06.312
2 -	1:28.979	33.670	2:02.649 **(3)**	79.01	1.339	11:48:08.961
3 -	1:28.492	33.557	2:02.049 **(2)**	79.40	0.739	11:50:11.010
4 -	***1:28.035***	***33.275***	***2:01.310*** **(1)**	***79.88***		***11:52:12.320***
5 -	1:29.197	IN PIT	2:09.609 **P**	74.77	8.299	11:54:21.929

P10 26 Damian LEE Yamaha TZR 250 - Leed Autos

IDEAL LAP TIME : 2:00.930 BEST LAP TIME : 2:01.324 DIFFERENCE : 0.394

LAP	SECTOR 1	SECTOR 2	LAP TIME	MPH	DIFF	TIME OF DAY
1 -	1:38.795	34.474	2:13.269	72.71	11.945	11:46:22.624
2 -	1:28.601	34.419	2:03.020 **(3)**	78.77	1.696	11:48:25.644
3 -	1:29.418	33.700	2:03.118	78.71	1.794	11:50:28.762
4 -	***1:27.604***	33.720	***2:01.324*** **(1)**	***79.87***		***11:52:30.086***
5 -	1:28.412	34.699	2:03.111	78.72	1.787	11:54:33.197
6 -	1:30.989	34.086	2:05.075	77.48	3.751	11:56:38.272
7 -	1:29.531	***33.326***	2:02.857 **(2)**	78.88	1.533	11:58:41.129
8 -	1:27.795	IN PIT	2:36.441 **P**	61.94	35.117	12:01:17.570

Weather / Track : Cloudy / Dry

Oulton Park International: 2.6920 miles
Date: 04/04/2025 Start: 11:43 Finish: 11:58

BMCRC-MRO Championships 2025 - Rnd 2 @ Oulton Park Int

DFDS Seaways Yamaha Past Masters

QUALIFYING - SECTOR ANALYSIS

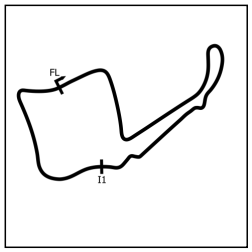

SECTOR 1 = FL to I1, SECTOR 2 = I1 to FL, DIFF = Difference To Personal Best Lap, P = Crossed Finish Line in Pit Lane, D = Time Disallowed

P11 6 C Alan BUSHELL Yamaha TZR 250 - Moonraker motorcycles

IDEAL LAP TIME : 2:01.700 BEST LAP TIME : 2:01.700 DIFFERENCE : 0.000

LAP	SECTOR 1	SECTOR 2	LAP TIME	MPH	DIFF	TIME OF DAY
1 -	1:37.000	34.289	2:11.289	73.81	9.589	11:46:19.379
2 -	1:29.497	33.379	2:02.876 (3)	78.87	1.176	11:48:22.255
3 -	1:29.355	33.650	2:03.005	78.78	1.305	11:50:25.260
4 -	***1:28.459***	***33.241***	***2:01.700 (1)***	***79.63***		***11:52:26.960***
5 -	1:30.170	34.346	2:04.516	77.83	2.816	11:54:31.476
6 -	1:29.026	33.574	2:02.600 (2)	79.04	0.900	11:56:34.076
7 -	1:34.759	IN PIT	2:18.780 P	69.83	17.080	11:58:52.856

P12 64 C Iain DAVIS Yamaha TZR 250 -

IDEAL LAP TIME : 2:01.879 BEST LAP TIME : 2:02.215 DIFFERENCE : 0.336

LAP	SECTOR 1	SECTOR 2	LAP TIME	MPH	DIFF	TIME OF DAY
1 -	1:38.593	36.191	2:14.784	71.90	12.569	11:46:33.260
2 -	1:29.222	33.330	2:02.552 (3)	79.07	0.337	11:48:35.812
3 -	1:29.862	34.315	2:04.177	78.04	1.962	11:50:39.989
4 -	1:30.059	34.324	2:04.383	77.91	2.168	11:52:44.372
5 -	1:34.177	34.272	2:08.449	75.44	6.234	11:54:52.821
6 -	1:29.440	***32.775***	***2:02.215 (1)***	***79.29***		***11:56:55.036***
7 -	***1:29.104***	33.270	2:02.374 (2)	79.19	0.159	11:58:57.410
8 -	1:30.470	33.644	2:04.114	78.08	1.899	12:01:01.524

P13 85 Andrew WALES Yamaha TZR 250 - Show Control International

IDEAL LAP TIME : 2:02.089 BEST LAP TIME : 2:02.226 DIFFERENCE : 0.137

LAP	SECTOR 1	SECTOR 2	LAP TIME	MPH	DIFF	TIME OF DAY
1 -	1:36.325	35.001	2:11.326	73.79	9.100	11:46:18.524
2 -	1:29.631	33.398	2:03.029 (3)	78.77	0.803	11:48:21.553
3 -	1:30.513	33.493	2:04.006	78.15	1.780	11:50:25.559
4 -	***1:29.074***	33.152	***2:02.226 (1)***	***79.29***		***11:52:27.785***
5 -	1:29.757	34.343	2:04.100	78.09	1.874	11:54:31.885
6 -	1:29.968	***33.015***	2:02.983 (2)	78.80	0.757	11:56:34.868
7 -	1:30.814	33.672	2:04.486	77.85	2.260	11:58:39.354
8 -	1:29.415	33.760	2:03.175	78.67	0.949	12:00:42.529

P14 70 Andrew BURSCOUGH Yamaha YPVS 350 - Mad biker designs/Martitanium

IDEAL LAP TIME : 2:02.572 BEST LAP TIME : 2:02.830 DIFFERENCE : 0.258

LAP	SECTOR 1	SECTOR 2	LAP TIME	MPH	DIFF	TIME OF DAY
1 -	1:37.976	35.658	2:13.634	72.52	10.804	11:46:27.988
2 -	1:32.082	34.460	2:06.542	76.58	3.712	11:48:34.530
3 -	1:30.729	34.128	2:04.857	77.61	2.027	11:50:39.387
4 -	1:30.200	33.968	2:04.168 (3)	78.04	1.338	11:52:43.555
5 -	1:30.454	33.834	2:04.288	77.97	1.458	11:54:47.843
6 -	1:30.428	33.728	2:04.156 (2)	78.05	1.326	11:56:51.999
7 -	***1:28.908***	33.922	***2:02.830 (1)***	***78.90***		***11:58:54.829***
8 -	1:32.004	***33.664***	2:05.668	77.11	2.838	12:01:00.497

P15 29 Derek CRIPPS Yamaha TZR 250 - Team FBR

IDEAL LAP TIME : 2:02.912 BEST LAP TIME : 2:03.162 DIFFERENCE : 0.250

LAP	SECTOR 1	SECTOR 2	LAP TIME	MPH	DIFF	TIME OF DAY
1 -	1:41.978	35.765	2:17.743	70.35	14.581	11:46:36.545
2 -	1:31.967	34.403	2:06.370	76.68	3.208	11:48:42.915
3 -	1:29.690	33.996	2:03.686	78.35	0.524	11:50:46.601
4 -	1:29.293	33.918	2:03.211 (3)	78.65	0.049	11:52:49.812
5 -	1:29.420	34.292	2:03.712	78.33	0.550	11:54:53.524
6 -	1:29.266	***33.911***	2:03.177 (2)	78.67	0.015	11:56:56.701
7 -	***1:29.001***	34.161	***2:03.162 (1)***	***78.68***		***11:58:59.863***

Weather / Track : Cloudy / Dry

Oulton Park International: 2.6920 miles
Date: 04/04/2025 Start: 11:43 Finish: 11:58

BMCRC-MRO Championships 2025 - Rnd 2 @ Oulton Park Int

DFDS Seaways Yamaha Past Masters

QUALIFYING - SECTOR ANALYSIS

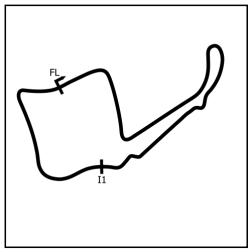

SECTOR 1 = FL to I1, SECTOR 2 = I1 to FL, DIFF = Difference To Personal Best Lap, P = Crossed Finish Line in Pit Lane, D = Time Disallowed

P16 60 Danny GOUGH
Yamaha TZR 250 - G Force Motorcycles

IDEAL LAP TIME : 2:03.039 BEST LAP TIME : 2:03.282 DIFFERENCE : 0.243

LAP	SECTOR 1	SECTOR 2	LAP TIME	MPH	DIFF	TIME OF DAY
1 -	1:42.249	36.888	2:19.137	69.65	15.855	11:46:27.743
2 -	1:31.862	34.565	2:06.427	76.65	3.145	11:48:34.170
3 -	1:30.573	33.883	2:04.456	77.86	1.174	11:50:38.626
4 -	1:30.719	33.984	2:04.703	77.71	1.421	11:52:43.329
5 -	1:30.172	33.695	2:03.867 (2)	78.23	0.585	11:54:47.196
6 -	1:30.442	***33.632***	2:04.074 (3)	78.10	0.792	11:56:51.270
7 -	***1:29.407***	33.875	***2:03.282 (1)***	***78.61***		***11:58:54.552***
8 -	1:33.884	35.633	2:09.517	74.82	6.235	12:01:04.069

P17 166 C Tom RIDLEY
Yamaha TZR 250 - Chamery Hall Roundhouses

IDEAL LAP TIME : 2:03.770 BEST LAP TIME : 2:04.349 DIFFERENCE : 0.579

LAP	SECTOR 1	SECTOR 2	LAP TIME	MPH	DIFF	TIME OF DAY
1 -	1:38.302	34.630	2:12.932	72.90	8.583	11:46:20.330
2 -	1:30.798	34.371	2:05.169 (3)	77.42	0.820	11:48:25.499
3 -	1:31.000	***33.909***	2:04.909 (2)	77.58	0.560	11:50:30.408
4 -	***1:29.861***	34.488	***2:04.349 (1)***	***77.93***		***11:52:34.757***
5 -	1:31.146	39.202	2:10.348	74.34	5.999	11:54:45.105

P18 84 Bert ELLISON
Yamaha TZR 250 - Ma n pa prentice

IDEAL LAP TIME : 2:03.841 BEST LAP TIME : 2:04.631 DIFFERENCE : 0.790

LAP	SECTOR 1	SECTOR 2	LAP TIME	MPH	DIFF	TIME OF DAY
1 -	1:39.711	35.533	2:15.244	71.65	10.613	11:46:18.440
2 -	1:32.187	34.776	2:06.963	76.33	2.332	11:48:25.403
3 -	1:31.598	34.592	2:06.190	76.79	1.559	11:50:31.593
4 -	1:31.264	34.165	2:05.429 (3)	77.26	0.798	11:52:37.022
5 -	***1:29.710***	34.921	***2:04.631 (1)***	***77.75***		***11:54:41.653***
6 -	1:32.505	***34.131***	2:06.636	76.52	2.005	11:56:48.289
7 -	1:31.993	34.178	2:06.171	76.81	1.540	11:58:54.460
8 -	1:30.820	34.132	2:04.952 (2)	77.56	0.321	12:00:59.412

P19 46 C Kevin MARSHALL
Yamaha TZR 250 - Stacey Processing

IDEAL LAP TIME : 2:05.790 BEST LAP TIME : 2:06.723 DIFFERENCE : 0.933

LAP	SECTOR 1	SECTOR 2	LAP TIME	MPH	DIFF	TIME OF DAY
1 -	1:36.486	35.031	2:11.517	73.68	4.794	11:46:11.892
2 -	1:33.413	34.907	2:08.320	75.52	1.597	11:48:20.212
3 -	1:32.731	***33.992***	***2:06.723 (1)***	***76.47***		***11:50:26.935***
4 -	1:32.447	34.427	2:06.874 (2)	76.38	0.151	11:52:33.809
5 -	***1:31.798***	35.239	2:07.037 (3)	76.28	0.314	11:54:40.846
6 -	1:34.074	34.696	2:08.770	75.26	2.047	11:56:49.616
7 -	1:32.615	34.977	2:07.592	75.95	0.869	11:58:57.208
8 -	1:33.948	34.646	2:08.594	75.36	1.871	12:01:05.802

P20 58 C Ian STANLEY
Yamaha TZR 250 - Twistgrip Motorcycles

IDEAL LAP TIME : 2:12.130 BEST LAP TIME : 2:12.314 DIFFERENCE : 0.184

LAP	SECTOR 1	SECTOR 2	LAP TIME	MPH	DIFF	TIME OF DAY
1 -	1:52.501	39.038	2:31.539	63.95	19.225	11:46:53.258
2 -	1:37.309	35.882	2:13.191	72.76	0.877	11:49:06.449
3 -	***1:36.843***	35.471	***2:12.314 (1)***	***73.24***		***11:51:18.763***
4 -	1:37.365	35.337	2:12.702 (3)	73.03	0.388	11:53:31.465
5 -	1:37.579	36.477	2:14.056	72.29	1.742	11:55:45.521
6 -	1:37.257	35.616	2:12.873	72.93	0.559	11:57:58.394
7 -	1:37.148	***35.287***	2:12.435 (2)	73.17	0.121	12:00:10.829

Weather / Track : Cloudy / Dry

Oulton Park International: 2.6920 miles
Date: 04/04/2025 Start: 11:43 Finish: 11:58

BMCRC-MRO Championships 2025 - Rnd 2 @ Oulton Park Int

DFDS Seaways Yamaha Past Masters

QUALIFYING - SECTOR ANALYSIS

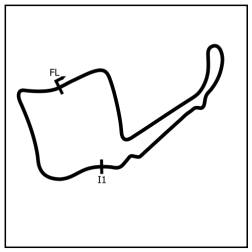

SECTOR 1 = FL to I1, SECTOR 2 = I1 to FL, DIFF = Difference To Personal Best Lap, P = Crossed Finish Line in Pit Lane, D = Time Disallowed

P21 69 C Mark ELLERAY Yamaha TZR 250 - Abbot Solutions Ltd

IDEAL LAP TIME : 2:11.971 BEST LAP TIME : 2:12.501 DIFFERENCE : 0.530

LAP	SECTOR 1	SECTOR 2	LAP TIME	MPH	DIFF	TIME OF DAY
1 -	1:41.994	***36.396***	2:18.390 **(2)**	70.02	5.889	11:46:34.678
2 -	***1:35.575***	36.926	***2:12.501*** **(1)**	***73.14***		***11:48:47.179***
3 -	1:35.665	IN PIT	2:17.667 **P**	70.39	5.166	11:51:04.846

P22 42 C Martin PEARSON Yamaha TZR 250 -

IDEAL LAP TIME : 2:12.816 BEST LAP TIME : 2:12.816 DIFFERENCE : 0.000

LAP	SECTOR 1	SECTOR 2	LAP TIME	MPH	DIFF	TIME OF DAY
1 -	1:46.701	37.950	2:24.651	66.99	11.835	11:46:27.881
2 -	1:40.931	37.982	2:18.913	69.76	6.097	11:48:46.794
3 -	1:37.638	36.675	2:14.313 **(3)**	72.15	1.497	11:51:01.107
4 -	1:37.995	36.834	2:14.829	71.87	2.013	11:53:15.936
5 -	1:36.960	36.421	2:13.381 **(2)**	72.65	0.565	11:55:29.317
6 -	***1:36.622***	***36.194***	***2:12.816*** **(1)**	***72.96***		***11:57:42.133***
7 -	1:38.865	39.319	2:18.184	70.13	5.368	12:00:00.317

P23 62 C David PATERSON Yamaha TZR 250 - The love of a good woman / Boomarang Dav

IDEAL LAP TIME : 2:15.288 BEST LAP TIME : 2:15.394 DIFFERENCE : 0.106

LAP	SECTOR 1	SECTOR 2	LAP TIME	MPH	DIFF	TIME OF DAY
1 -	1:46.769	37.036	2:23.805	67.39	8.411	11:46:41.079
2 -	***1:38.718***	37.027	2:15.745 **(3)**	71.39	0.351	11:48:56.824
3 -	1:39.510	37.443	2:16.953	70.76	1.559	11:51:13.777
4 -	1:39.163	36.745	2:15.908	71.30	0.514	11:53:29.685
5 -	1:38.824	***36.570***	***2:15.394*** **(1)**	***71.57***		***11:55:45.079***
6 -	1:39.948	37.067	2:17.015	70.73	1.621	11:58:02.094
7 -	1:38.974	36.757	2:15.731 **(2)**	71.40	0.337	12:00:17.825

P24 100 C Chris WHITLOCK Yamaha TZR 250 - www.ypmrc.co.uk

IDEAL LAP TIME : 2:14.715 BEST LAP TIME : 2:15.396 DIFFERENCE : 0.681

LAP	SECTOR 1	SECTOR 2	LAP TIME	MPH	DIFF	TIME OF DAY
1 -	1:51.290	38.814	2:30.104	64.56	14.708	11:46:50.571
2 -	1:41.589	37.511	2:19.100	69.67	3.704	11:49:09.671
3 -	1:41.067	37.858	2:18.925	69.75	3.529	11:51:28.596
4 -	1:39.931	37.322	2:17.253	70.60	1.857	11:53:45.849
5 -	1:39.256	36.270	2:15.526 **(2)**	71.50	0.130	11:56:01.375
6 -	1:39.433	***35.963***	***2:15.396*** **(1)**	***71.57***		***11:58:16.771***
7 -	***1:38.752***	37.047	2:15.799 **(3)**	71.36	0.403	12:00:32.570

P25 67 C Mark BAILEY Yamaha TZR 250 - Elite Air conditioning Ltd. Hydroflow plumbing

IDEAL LAP TIME : 2:19.505 BEST LAP TIME : 2:19.555 DIFFERENCE : 0.050

LAP	SECTOR 1	SECTOR 2	LAP TIME	MPH	DIFF	TIME OF DAY
1 -	1:57.126	41.973	2:39.099	60.91	19.544	11:46:59.852
2 -	1:46.405	38.963	2:25.368	66.66	5.813	11:49:25.220
3 -	1:47.088	39.253	2:26.341	66.22	6.786	11:51:51.561
4 -	1:44.811	38.291	2:23.102	67.72	3.547	11:54:14.663
5 -	1:41.323	***38.232***	***2:19.555*** **(1)**	***69.44***		***11:56:34.218***
6 -	***1:41.273***	38.572	2:19.845 **(2)**	69.30	0.290	11:58:54.063
7 -	1:42.185	39.232	2:21.417 **(3)**	68.52	1.862	12:01:15.480

Weather / Track : Cloudy / Dry

Oulton Park International: 2.6920 miles
Date: 04/04/2025 Start: 11:43 Finish: 11:58

BMCRC-MRO Championships 2025 - Rnd 2 @ Oulton Park Int

DFDS Seaways Yamaha Past Masters

QUALIFYING - SECTOR ANALYSIS

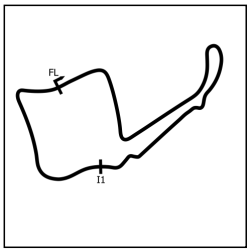

SECTOR 1 = FL to I1, SECTOR 2 = I1 to FL, DIFF = Difference To Personal Best Lap, P = Crossed Finish Line in Pit Lane, D = Time Disallowed

P26 77 C Adam COLLINS Yamaha TZR 250 - 2 Cows Racing

IDEAL LAP TIME : 2:19.692 BEST LAP TIME : 2:19.924 DIFFERENCE : 0.232

LAP	SECTOR 1	SECTOR 2	LAP TIME	MPH	DIFF	TIME OF DAY
1 -	1:59.391	41.401	2:40.792	60.27	20.868	11:46:58.937
2 -	1:47.542	40.406	2:27.948	65.50	8.024	11:49:26.885
3 -	1:44.613	38.963	2:23.576	67.49	3.652	11:51:50.461
4 -	1:44.415	38.850	2:23.265	67.64	3.341	11:54:13.726
5 -	***1:42.166***	38.546	2:20.712 **(3)**	68.87	0.788	11:56:34.438
6 -	1:42.398	***37.526***	***2:19.924*** **(1)**	***69.26***		***11:58:54.362***
7 -	1:42.567	37.942	2:20.509 **(2)**	68.97	0.585	12:01:14.871

P27 32 C Chris THAY Yamaha TZR 250 - Scell-it uk

IDEAL LAP TIME : 2:21.130 BEST LAP TIME : 2:21.625 DIFFERENCE : 0.495

LAP	SECTOR 1	SECTOR 2	LAP TIME	MPH	DIFF	TIME OF DAY
1 -	1:59.383	39.830	2:39.213 **(2)**	60.87	17.588	11:46:56.875
2 -	1:43.740	***37.885***	***2:21.625*** **(1)**	***68.42***		***11:49:18.500***
3 -	***1:43.245***	IN PIT	2:31.700 **P**	63.88	10.075	11:51:50.200

P28 2 C Paul FIRTH Yamaha TZR 250 1KT - Joanne Porter

IDEAL LAP TIME : 2:25.909 BEST LAP TIME : 2:25.909 DIFFERENCE : 0.000

LAP	SECTOR 1	SECTOR 2	LAP TIME	MPH	DIFF	TIME OF DAY
1 -	1:59.161	42.023	2:41.184	60.12	15.275	11:46:59.217
2 -	1:50.664	41.286	2:31.950	63.77	6.041	11:49:31.167
3 -	1:50.367	40.399	2:30.766	64.28	4.857	11:52:01.933
4 -	1:48.551	40.237	2:28.788 **(3)**	65.13	2.879	11:54:30.721
5 -	1:48.098	39.315	2:27.413 **(2)**	65.74	1.504	11:56:58.134
6 -	***1:46.687***	***39.222***	***2:25.909*** **(1)**	***66.42***		***11:59:24.043***

P29 71 C Tess BICKERSTAFF Yamaha TZR 250 - Len Whalin

IDEAL LAP TIME : 2:30.866 BEST LAP TIME : 2:31.451 DIFFERENCE : 0.585

LAP	SECTOR 1	SECTOR 2	LAP TIME	MPH	DIFF	TIME OF DAY
1 -	1:52.768	43.518	2:36.286	62.01	4.835	11:46:55.427
2 -	1:50.608	42.423	2:33.031	63.32	1.580	11:49:28.458
3 -	***1:49.447***	42.771	2:32.218 **(2)**	63.66	0.767	11:52:00.676
4 -	1:50.908	***41.419***	2:32.327 **(3)**	63.62	0.876	11:54:33.003
5 -	1:49.609	41.842	***2:31.451*** **(1)**	***63.98***		***11:57:04.454***
6 -	1:53.004	42.425	2:35.429	62.35	3.978	11:59:39.883

P30 20 C Sara Sophie OSTERHOLZER Yamaha TZR 250 - JB Motorcycles

IDEAL LAP TIME : 2:32.470 BEST LAP TIME : 2:33.400 DIFFERENCE : 0.930

LAP	SECTOR 1	SECTOR 2	LAP TIME	MPH	DIFF	TIME OF DAY
1 -	1:58.821	43.086	2:41.907	59.85	8.507	11:47:04.968
2 -	1:56.038	42.253	2:38.291	61.22	4.891	11:49:43.259
3 -	1:55.820	42.865	2:38.685	61.07	5.285	11:52:21.944
4 -	1:54.935	42.852	2:37.787 **(3)**	61.42	4.387	11:54:59.731
5 -	1:52.192	***41.208***	***2:33.400*** **(1)**	***63.17***		***11:57:33.131***
6 -	***1:51.262***	42.199	2:33.461 **(2)**	63.15	0.061	12:00:06.592

P31 73 C Colvin TURNER Yamaha TZR 250 -

IDEAL LAP TIME : BEST LAP TIME : DIFFERENCE :

LAP	SECTOR 1	SECTOR 2	LAP TIME	MPH	DIFF	TIME OF DAY
1 -	***1:51.858***	***IN PIT***	2:42.183 **P**	59.75		11:46:47.068

BMCRC-MRO Championships 2025 - Rnd 2 @ Oulton Park Int

DFDS Seaways Yamaha Past Masters

QUALIFYING - BEST SECTORS

	SECTOR 1		SECTOR 2	
POS	NO	TIME	NO	TIME
1	72	53.065	30	31.447
2	30	1:24.556	8	31.985
3	8	1:25.070	86	32.016
4	86	1:25.426	57	32.527
5	110	1:25.774	74	32.741
6	74	1:27.007	64	32.775
7	28	1:27.088	72	32.921
8	57	1:27.319	110	33.005
9	26	1:27.604	85	33.015
10	92	1:28.035	6	33.241
11	6	1:28.459	92	33.275
12	70	1:28.908	26	33.326
13	29	1:29.001	28	33.449
14	85	1:29.074	60	33.632
15	64	1:29.104	70	33.664
16	60	1:29.407	166	33.909
17	84	1:29.710	29	33.911
18	166	1:29.861	46	33.992
19	46	1:31.798	84	34.131
20	69	1:35.575	58	35.287
21	42	1:36.622	100	35.963
22	58	1:36.843	42	36.194
23	62	1:38.718	69	36.396
24	100	1:38.752	62	36.570
25	67	1:41.273	77	37.526
26	77	1:42.166	32	37.885
27	32	1:43.245	67	38.232
28	2	1:46.687	2	39.222
29	71	1:49.447	20	41.208
30	20	1:51.262	71	41.419
31	73	1:51.858		

IDEAL / BEST COMPARISON

PERFECT LAP 1:24.512

POS	NO	NAME	IDEAL	BEST	DIFF
1	72	HAMILTON	1:25.986	2:01.242	35.256
2	30	COOPER	1:56.003	1:56.003	0.000
3	8	BALL	1:57.055	1:57.911	0.856
4	86	WELSH	1:57.442	1:57.664	0.222
5	110	HAIGH	1:58.779	1:58.779	0.000
6	74	WHITBY	1:59.748	1:59.760	0.012
7	57	MOOK	1:59.846	1:59.877	0.031
8	28	McCARTER	2:00.537	2:00.537	0.000
9	26	LEE	2:00.930	2:01.324	0.394
10	92	MOOK	2:01.310	2:01.310	0.000
11	6	BUSHELL	2:01.700	2:01.700	0.000
12	64	DAVIS	2:01.879	2:02.215	0.336
13	85	WALES	2:02.089	2:02.226	0.137
14	70	BURSCOUGH	2:02.572	2:02.830	0.258
15	29	CRIPPS	2:02.912	2:03.162	0.250
16	60	GOUGH	2:03.039	2:03.282	0.243
17	166	RIDLEY	2:03.770	2:04.349	0.579
18	84	ELLISON	2:03.841	2:04.631	0.790
19	46	MARSHALL	2:05.790	2:06.723	0.933
20	69	ELLERAY	2:11.971	2:12.501	0.530
21	58	STANLEY	2:12.130	2:12.314	0.184
22	42	PEARSON	2:12.816	2:12.816	0.000
23	100	WHITLOCK	2:14.715	2:15.396	0.681
24	62	PATERSON	2:15.288	2:15.394	0.106
25	67	BAILEY	2:19.505	2:19.555	0.050
26	77	COLLINS	2:19.692	2:19.924	0.232
27	32	THAY	2:21.130	2:21.625	0.495
28	2	FIRTH	2:25.909	2:25.909	0.000
29	71	BICKERSTAFF	2:30.866	2:31.451	0.585
30	20	OSTERHOLZER	2:32.470	2:33.400	0.930
31	73	TURNER			

Weather / Track : Cloudy / Dry

Oulton Park International: 2.6920 miles
Date: 04/04/2025 Start: 11:43 Finish: 11:58

Results can be found at www.tsl-timing.com

Printed - 12:05 Friday, 04 April 2025

BMCRC-MRO Championships 2025 - Rnd 2 @ Oulton Park Int

DFDS Seaways Yamaha Past Masters

QUALIFYING - STATISTICS

Competitors Started	31
Planned Start	2025-04-04 @ 11:40:00.000
Actual Start	2025-04-04 @ 11:43:56.769
Finish Time	2025-04-04 @ 11:58:58.948
Track Length	2.6920mi.
Total Laps	210
Total Distance Covered	565.3259mi.

Session Fastest Lap History

NO	CL	NAME	LAP TIME	TIME OF DAY	LAP	VEHICLE
8		**David BALL**	**2:04.078**	11:46:03.424	1	Yamaha TZR 250
86		**Richie WELSH**	**1:58.642**	11:48:02.996	2	Yamaha TZR 250
86		**Richie WELSH**	**1:57.664**	11:50:00.659	3	Yamaha TZR 250
30		**Alan COOPER**	**1:57.590**	11:50:10.000	3	Yamaha TZR 250
30		**Alan COOPER**	**1:57.345**	11:54:06.171	5	Yamaha TZR 250
30		**Alan COOPER**	**1:56.003**	11:56:02.175	6	Yamaha TZR 250

Flag History

TYPE	TIME OF DAY
GREEN	11:43:56.769
FINISH	11:58:58.948

Flag Statistics

TYPE	COUNT	TOTAL LAPS	TOTAL TIME
Green	1	8	17:48.755
Red	0	0	0.000
Safety Car	0	0	0.000
FCY	0	0	0.000

Weather / Track : Cloudy / Dry

Oulton Park International: 2.6920 miles
Date: 04/04/2025 Start: 11:43 Finish: 11:58

BMCRC-MRO Championships 2025 - Rnd 2 @ Oulton Park Int

DFDS Seaways Yamaha Past Masters

QUALIFYING - STATISTICS

CLASS : 13 Starters

Fastest Lap History

NO	NAME	LAP TIME	TIME OF DAY	LAP	VEHICLE
8	**David BALL**	**2:04.078**	11:46:03.424	1	Yamaha TZR 250
86	**Richie WELSH**	**1:58.642**	11:48:02.996	2	Yamaha TZR 250
86	**Richie WELSH**	**1:57.664**	11:50:00.659	3	Yamaha TZR 250
30	**Alan COOPER**	**1:57.590**	11:50:10.000	3	Yamaha TZR 250
30	**Alan COOPER**	**1:57.345**	11:54:06.171	5	Yamaha TZR 250
30	**Alan COOPER**	**1:56.003**	11:56:02.175	6	Yamaha TZR 250

Weather / Track : Cloudy / Dry

Oulton Park International: 2.6920 miles
Date: 04/04/2025 Start: 11:43 Finish: 11:58

BMCRC-MRO Championships 2025 - Rnd 2 @ Oulton Park Int

DFDS Seaways Yamaha Past Masters

QUALIFYING - STATISTICS

CLASS : C

18 Starters

Fastest Lap History

NO	NAME	LAP TIME	TIME OF DAY	LAP	VEHICLE
110	**Mark HAIGH**	**2:06.315**	11:46:07.331	1	Yamaha TZR 250
110	**Mark HAIGH**	**2:00.724**	11:48:08.054	2	Yamaha TZR 250
110	**Mark HAIGH**	**2:00.273**	11:50:08.329	3	Yamaha TZR 250
110	**Mark HAIGH**	**2:00.158**	11:56:12.600	6	Yamaha TZR 250
110	**Mark HAIGH**	**1:58.779**	11:58:11.377	7	Yamaha TZR 250

Weather / Track : Cloudy / Dry

Oulton Park International: 2.6920 miles
Date: 04/04/2025 Start: 11:43 Finish: 11:58

BMCRC-MRO Championships 2025 - Rnd 2 @ Oulton Park Int

DFDS Seaways Yamaha Past Masters

RACE 9 - GRID (8 Laps)

ROW 11					32	333	Mark STUBBERFIELD	
					31	73	Colvin TURNER	
ROW 10	30	20	Sara Sophie OSTERHOLZER	2:33.400	29	71	Tess BICKERSTAFF	2:31.451
	28	2	Paul FIRTH	2:25.909				
ROW 9	27	32	Chris THAY	2:21.625	26	77	Adam COLLINS	2:19.924
	25	67	Mark BAILEY	2:19.555				
ROW 8	24	100	Chris WHITLOCK	2:15.396	23	62	David PATERSON	2:15.394
	22	42	Martin PEARSON	2:12.816				
ROW 7	21	69	Mark ELLERAY	2:12.501	20	58	Ian STANLEY	2:12.314
	19	46	Kevin MARSHALL	2:06.723				
ROW 6	18	84	Bert ELLISON	2:04.631	17	166	Tom RIDLEY	2:04.349
	16	60	Danny GOUGH	2:03.282				
ROW 5	15	29	Derek CRIPPS	2:03.162	14	70	Andrew BURSCOUGH	2:02.830
	13	85	Andrew WALES	2:02.226				
ROW 4	12	64	Iain DAVIS	2:02.215	11	6	Alan BUSHELL	2:01.700
	10	26	Damian LEE	2:01.324				
ROW 3	9	92	Andrew MOOK	2:01.310	8	72	John HAMILTON	2:01.242
	7	28	Liam McCARTER	2:00.537				
ROW 2	6	57	Geoff MOOK	1:59.877	5	74	Paul WHITBY	1:59.760
	4	110	Mark HAIGH	1:58.779				
ROW 1	3	8	David BALL	1:57.911	2	86	Richie WELSH	1:57.664
	1	30	Alan COOPER	1:56.003				

Pole

These results are provisional until the conclusion of any judicial and technical matters.

Oulton Park International: 2.6920 miles

Clerk Of Course:	Timekeeper: *Craig Smith*	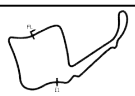

Results can be found at www.tsl-timing.com

Printed - 12:07 Friday, 04 April 2025

BMCRC-MRO Championships 2025 - Rnd 2 @ Oulton Park Int

DFDS Seaways Yamaha Past Masters

RACE 9 - CLASSIFICATION

Race Distance: 6 Laps / 16.15 miles

POS	NO	CL	PIC	NAME	ENTRY	LAPS	TIME	GAP	DIFF	MPH	BEST	ON	GRD	↑↓
1	30		1	Alan COOPER	Yamaha TZR 250 - Twistgrip Motorcycles	6	11:45.130			82.46	1:55.970	6	1	0
2	8		2	David BALL	Yamaha TZR 250 - Gardiner Page and Roe pension consulta	6	11:45.371	0.241	0.241	82.43	1:55.856	6	3	1
3	86		3	Richie WELSH	Yamaha TZR 250 - EDEN'S BABY EXPERIENCES/ PETER	6	11:46.182	1.052	0.811	82.34	1:56.161	3	2	-1
4	110	C	1	Mark HAIGH	Yamaha TZR 250 - Chesterfield CarClinic/The Tuning Works	6	12:00.944	15.814	14.762	80.65	1:58.334	6	4	0
5	74		4	Paul WHITBY	Yamaha TZR 250 - Greybridge Ltd	6	12:01.102	15.972	0.158	80.63	1:58.327	5	5	0
6	28		5	Liam McCARTER	Yamaha TZR 250 - Katie McCarter	6	12:02.465	17.335	1.363	80.48	1:58.493	6	7	1
7	92		6	Andrew MOOK	Yamaha TZR 250 -	6	12:04.342	19.212	1.877	80.27	1:59.145	5	9	2
8	70		7	Andrew BURSCOUGH	Yamaha YPVS 350 - Mad biker designs/Martitanium	6	12:13.448	28.318	9.106	79.28	1:59.757	6	14	6
9	26		8	Damian LEE	Yamaha TZR 250 - Leed Autos	6	12:13.585	28.455	0.137	79.26	2:00.020	6	10	1
10	64	C	2	Iain DAVIS	Yamaha TZR 250 -	6	12:14.353	29.223	0.768	79.18	2:00.597	2	12	2
11	6	C	3	Alan BUSHELL	Yamaha TZR 250 - Moonraker motorcycles	6	12:15.144	30.014	0.791	79.09	2:00.367	6	11	0
12	85		9	Andrew WALES	Yamaha TZR 250 - Show Control International	6	12:22.760	37.630	7.616	78.28	2:01.343	4	13	1
13	84		10	Bert ELLISON	Yamaha TZR 250 - Ma n pa prentice	6	12:24.850	39.720	2.090	78.06	2:01.432	5	18	5
14	166	C	4	Tom RIDLEY	Yamaha TZR 250 - Chamery Hall Roundhouses	6	12:25.453	40.323	0.603	78.00	2:00.871	6	17	3
15	60		11	Danny GOUGH	Yamaha TZR 250 - G Force Motorcycles	6	12:25.520	40.390	0.067	77.99	2:00.653	6	16	1
16	29		12	Derek CRIPPS	Yamaha TZR 250 - Team FBR	6	12:28.650	43.520	3.130	77.67	2:02.815	6	15	-1
17	58	C	5	Ian STANLEY	Yamaha TZR 250 - Twistgrip Motorcycles	6	12:52.894	1:07.764	24.244	75.23	2:05.798	4	20	3
18	46	C	6	Kevin MARSHALL	Yamaha TZR 250 - Stacey Processing	6	12:56.068	1:10.938	3.174	74.92	2:06.546	5	19	1
19	69	C	7	Mark ELLERAY	Yamaha TZR 250 - Abbot Solutions Ltd	6	13:18.323	1:33.193	22.255	72.83	2:09.819	4	21	2
20	32	C	8	Chris THAY	Yamaha TZR 250 - Scell-it uk	6	13:21.296	1:36.166	2.973	72.56	2:08.337	6	27	7
21	42	C	9	Martin PEARSON	Yamaha TZR 250 -	6	13:29.677	1:44.547	8.381	71.81	2:10.838	6	22	1
22	62	C	10	David PATERSON	Yamaha TZR 250 - The love of a good woman / Boomarang	6	13:30.323	1:45.193	0.646	71.75	2:12.173	6	23	1
23	100	C	11	Chris WHITLOCK	Yamaha TZR 250 - www.ypmrc.co.uk	6	13:38.026	1:52.896	7.703	71.08	2:13.766	4	24	1
24	73	C	12	Colvin TURNER	Yamaha TZR 250 -	6	13:40.532	1:55.402	2.506	70.86	2:14.353	3	31	7
25	67	C	13	Mark BAILEY	Yamaha TZR 250 - Elite Air conditioning Ltd. Hydroflow plum	6	13:47.768	2:02.638	7.236	70.24	2:15.286	6	25	0
26	20	C	14	Sara Sophie OSTERHOLZER	Yamaha TZR 250 - JB Motorcycles	5	12:38.814	1 Lap	1 Lap	63.85	2:28.593	2	30	4
27	2	C	15	Paul FIRTH	Yamaha TZR 250 1KT - Joanne Porter	5	12:53.687	1 Lap	14.873	62.63	2:27.798	4	28	1

NOT CLASSIFIED

DNF	77	C		Adam COLLINS	Yamaha TZR 250 - 2 Cows Racing	2	5:13.888	4 Laps	3 Laps	61.75			26	
DNF	57			Geoff MOOK	Yamaha TZR 250 -	1	2:17.901	5 Laps	1 Lap	70.27			6	

FASTEST LAP

	8			David BALL	Yamaha TZR 250 - Gardiner Page and Roe pension consulta	6	1:55.856	83.64 mph	134.62 kph
	110	C		Mark HAIGH	Yamaha TZR 250 - Chesterfield CarClinic/The Tuning Works	6	1:58.334	81.89 mph	131.80 kph

Class - 92.5% of Race Speed = 76.27 mph
Class C - 92.5% of Race Speed = 74.60 mph

Weather / Track : Sunny / Dry
These results are provisional until the conclusion of any judicial and technical matters.

Date: 05/04/2025 Start: 09:22 Finish: 09:34
Oulton Park International: 2.6920 miles

Clerk Of Course:	Timekeeper: Craig Smith	

Results can be found at www.tsl-timing.com

Printed - 09:37 Saturday, 05 April 2025

BMCRC-MRO Championships 2025 - Rnd 2 @ Oulton Park Int

DFDS Seaways Yamaha Past Masters

RACE 9 - LAP CHART

LAP 1 @ 09:24:29.529

NO	BEHIND	LAP TIME	
30		2:00.986	
86	0.973	2:01.959	
8	1.179	2:02.165	
110	4.359	2:05.345	
28	5.063	2:06.049	
74	5.294	2:06.280	
92	6.079	2:07.065	
6	6.482	2:07.468	
64	7.484	2:08.470	
70	8.473	2:09.459	
26	9.407	2:10.393	
85	9.678	2:10.664	
29	10.879	2:11.865	
84	12.227	2:13.213	
60	12.254	2:13.240	
166	12.762	2:13.748	
58	16.850	2:17.836	
57	16.915	2:17.901	P
46	18.947	2:19.933	
73	20.196	2:21.182	
69	21.866	2:22.852	
42	22.412	2:23.398	
62	22.616	2:23.602	
32	23.117	2:24.103	
100	23.519	2:24.505	
67	25.358	2:26.344	
20	35.118	2:36.104	
77	35.261	2:36.247	
2	45.373	2:46.359	

LAP 2 @ 09:26:26.327

NO	BEHIND	LAP TIME	
30		1:56.798	
8	0.954	1:56.573	
86	1.237	1:57.062	
110	6.758	1:59.197	
28	7.324	1:59.059	
74	7.422	1:58.926	
92	8.607	1:59.326	
6	10.239	2:00.555	
64	11.283	2:00.597	
70	13.539	2:01.864	
26	14.072	2:01.463	
85	14.445	2:01.565	
29	17.593	2:03.512	
84	17.796	2:02.367	
60	17.970	2:02.514	
166	19.498	2:03.534	
58	27.042	2:06.990	
46	29.736	2:07.587	
69	38.167	2:13.099	
62	39.613	2:13.795	
32	40.189	2:13.870	
73	40.469	2:17.071	
42	40.921	2:15.307	
100	41.889	2:15.168	
67	44.476	2:15.916	
20	1:06.913	2:28.593	
77	1:16.104	2:37.641	P
2	1:27.784	2:39.209	

LAP 3 @ 09:28:23.144

NO	BEHIND	LAP TIME
8		1:55.863
30	0.154	1:56.971
86	0.581	1:56.161
110	9.288	1:59.347
74	9.356	1:58.751
28	9.849	1:59.342
92	11.846	2:00.056
6	14.960	2:01.538
64	15.281	2:00.815
26	17.730	2:00.475
70	18.521	2:01.799
85	19.193	2:01.565
84	23.842	2:02.863
29	24.557	2:03.781
60	24.697	2:03.544
166	25.572	2:02.891
58	37.640	2:07.415
46	40.200	2:07.281
69	51.302	2:09.952
32	56.808	2:13.436
62	57.805	2:15.009
73	58.005	2:14.353
42	58.844	2:14.740
100	1:00.097	2:15.025
67	1:04.665	2:17.006
20	1:40.358	2:30.262

LAP 4 @ 09:30:20.162

NO	BEHIND	LAP TIME
30		1:56.864
8	0.627	1:57.645
86	0.870	1:57.307
2	1 Lap	2:31.751
110	12.028	1:59.758
74	12.320	1:59.982
28	12.548	1:59.717
92	14.359	1:59.531
64	19.947	2:01.684
6	20.046	2:02.104
26	21.212	2:00.500
70	21.628	2:00.125
85	23.518	2:01.343
84	29.965	2:03.141
166	31.032	2:02.478
29	31.380	2:03.841
60	31.462	2:03.783
58	46.420	2:05.798
46	49.997	2:06.815
69	1:04.103	2:09.819
32	1:10.765	2:10.975
62	1:14.169	2:13.382
42	1:14.497	2:12.671
73	1:16.500	2:15.513
100	1:16.845	2:13.766
67	1:23.883	2:16.236

LAP 5 @ 09:32:17.703

NO	BEHIND	LAP TIME
30		1:57.541
86	0.235	1:56.906
8	0.355	1:57.269
74	13.106	1:58.327
110	13.450	1:58.963
28	14.812	1:59.805
92	15.963	1:59.145
20	1 Lap	2:32.523
64	24.070	2:01.664
26	24.405	2:00.734
70	24.531	2:00.444
6	25.617	2:03.112
85	29.404	2:03.427
84	33.856	2:01.432
166	35.422	2:01.931
60	35.707	2:01.786
2	1 Lap	2:27.798
29	36.675	2:02.836
58	55.652	2:06.773
46	59.002	2:06.546
69	1:17.147	2:10.585
32	1:23.799	2:10.575
62	1:28.990	2:12.362
42	1:29.679	2:12.723
100	1:33.626	2:14.322
73	1:35.681	2:16.722
67	1:43.322	2:16.980

LAP 6 @ 09:34:13.673

NO	BEHIND	LAP TIME
30		1:55.970
8	0.241	1:55.856
86	1.052	1:56.787
110	15.814	1:58.334
74	15.972	1:58.836
28	17.335	1:58.493
92	19.212	1:59.219
70	28.318	1:59.757
26	28.455	2:00.020
64	29.223	2:01.123
6	30.014	2:00.367
85	37.630	2:04.196
84	39.720	2:01.834
166	40.323	2:00.871
60	40.390	2:00.653
29	43.520	2:02.815
20	1 Lap	2:31.332
58	1:07.764	2:08.082
2	1 Lap	2:28.570
46	1:10.938	2:07.906
69	1:33.193	2:12.016
32	1:36.166	2:08.337
42	1:44.547	2:10.838
62	1:45.193	2:12.173
100	1:52.896	2:15.240
73	1:55.402	2:15.691
67	2:02.638	2:15.286

Weather / Track : Sunny / Dry

Oulton Park International: 2.6920 miles
Date: 05/04/2025 Start: 09:22 Finish: 09:34

Results can be found at www.tsl-timing.com

Printed - 09:37 Saturday, 05 April 2025

BMCRC-MRO Championships 2025 - Rnd 2 @ Oulton Park Int

DFDS Seaways Yamaha Past Masters

RACE 9 - POSITION CHART

		Lap	1	2	3	4	5	6
No	Name	Pos						
30	COOPER	1	30	30	8	30	30	30
86	WELSH	2	86	8	30	8	86	8
8	BALL	3	8	86	86	86	8	86
110	HAIGH	4	110	110	110	110	74	110
74	WHITBY	5	28	28	74	74	110	74
57	MOOK	6	74	74	28	28	28	28
28	McCARTER	7	92	92	92	92	92	92
92	MOOK	8	6	6	6	64	64	70
26	LEE	9	64	64	64	6	26	26
6	BUSHELL	10	70	70	26	26	70	64
64	DAVIS	11	26	26	70	70	6	6
85	WALES	12	85	85	85	85	85	85
70	BURSCOUGH	13	29	29	84	84	84	84
29	CRIPPS	14	84	84	29	166	166	166
60	GOUGH	15	60	60	60	29	60	60
166	RIDLEY	16	166	166	166	60	29	29
84	ELLISON	17	58	58	58	58	58	58
46	MARSHALL	18	*57*	46	46	46	46	46
58	STANLEY	19	46	69	69	69	69	69
69	ELLERAY	20	73	62	32	32	32	32
42	PEARSON	21	69	32	62	62	62	42
62	PATERSON	22	42	73	73	42	42	62
100	WHITLOCK	23	62	42	42	73	100	100
67	BAILEY	24	32	100	100	100	73	73
77	COLLINS	25	100	67	67	67	67	67
32	THAY	26	67	20	20	20	20	
2	FIRTH	27	20	*77*	2	2	2	
20	OSTERHOLZER	28	77	2				
73	TURNER	29	2					

Weather / Track : Sunny / Dry

Oulton Park International: 2.6920 miles
Date: 05/04/2025 Start: 09:22 Finish: 09:34

Results can be found at www.tsl-timing.com

Printed - 09:37 Saturday, 05 April 2025

BMCRC-MRO Championships 2025 - Rnd 2 @ Oulton Park Int

DFDS Seaways Yamaha Past Masters

RACE 9 - SECTOR ANALYSIS

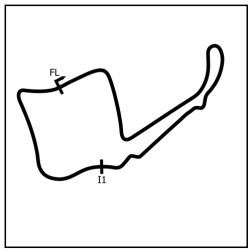

SECTOR 1 = FL to I1, SECTOR 2 = I1 to FL, DIFF = Difference To Personal Best Lap, P = Crossed Finish Line in Pit Lane, D = Time Disallowed

P1 30 Alan COOPER — Yamaha TZR 250 - Twistgrip Motorcycles

IDEAL LAP TIME : 1:55.970 BEST LAP TIME : 1:55.970 DIFFERENCE : 0.000

LAP	SECTOR 1	SECTOR 2	LAP TIME	MPH	DIFF	TIME OF DAY
1 -		31.610	2:00.986	80.10	5.016	09:24:29.529
2 -	1:24.794	32.004	1:56.798 (2)	82.97	0.828	09:26:26.327
3 -	1:24.832	32.139	1:56.971	82.85	1.001	09:28:23.298
4 -	1:24.735	32.129	1:56.864 (3)	82.92	0.894	09:30:20.162
5 -	1:25.606	31.935	1:57.541	82.45	1.571	09:32:17.703
6 -	***1:24.524***	***31.446***	***1:55.970 (1)***	***83.56***		***09:34:13.673***

P2 8 David BALL — Yamaha TZR 250 - Gardiner Page and Roe pension consultants

IDEAL LAP TIME : 1:55.507 BEST LAP TIME : 1:55.856 DIFFERENCE : 0.349

LAP	SECTOR 1	SECTOR 2	LAP TIME	MPH	DIFF	TIME OF DAY
1 -		31.464	2:02.165	79.32	6.309	09:24:30.708
2 -	1:25.039	31.534	1:56.573 (3)	83.13	0.717	09:26:27.281
3 -	***1:24.172***	31.691	1:55.863 (2)	83.64	0.007	09:28:23.144
4 -	1:24.710	32.935	1:57.645	82.37	1.789	09:30:20.789
5 -	1:25.325	31.944	1:57.269	82.64	1.413	09:32:18.058
6 -	1:24.521	***31.335***	***1:55.856 (1)***	***83.64***		***09:34:13.914***

P3 86 Richie WELSH — Yamaha TZR 250 - EDEN'S BABY EXPERIENCES/ PETER FLE

IDEAL LAP TIME : 1:56.161 BEST LAP TIME : 1:56.161 DIFFERENCE : 0.000

LAP	SECTOR 1	SECTOR 2	LAP TIME	MPH	DIFF	TIME OF DAY
1 -		31.972	2:01.959	79.46	5.798	09:24:30.502
2 -	1:24.957	32.105	1:57.062	82.78	0.901	09:26:27.564
3 -	***1:24.420***	***31.741***	***1:56.161 (1)***	***83.42***		***09:28:23.725***
4 -	1:24.730	32.577	1:57.307	82.61	1.146	09:30:21.032
5 -	1:24.996	31.910	1:56.906 (3)	82.89	0.745	09:32:17.938
6 -	1:24.612	32.175	1:56.787 (2)	82.98	0.626	09:34:14.725

P4 110 C Mark HAIGH — Yamaha TZR 250 - Chesterfield CarClinic/The Tuning Works

IDEAL LAP TIME : 1:58.019 BEST LAP TIME : 1:58.334 DIFFERENCE : 0.315

LAP	SECTOR 1	SECTOR 2	LAP TIME	MPH	DIFF	TIME OF DAY
1 -		32.592	2:05.345	77.31	7.011	09:24:33.888
2 -	1:26.168	33.029	1:59.197 (3)	81.30	0.863	09:26:33.085
3 -	1:26.135	33.212	1:59.347	81.20	1.013	09:28:32.432
4 -	1:26.616	33.142	1:59.758	80.92	1.424	09:30:32.190
5 -	1:26.520	***32.443***	1:58.963 (2)	81.46	0.629	09:32:31.153
6 -	***1:25.576***	32.758	***1:58.334 (1)***	***81.89***		***09:34:29.487***

P5 74 Paul WHITBY — Yamaha TZR 250 - Greybridge Ltd

IDEAL LAP TIME : 1:58.133 BEST LAP TIME : 1:58.327 DIFFERENCE : 0.194

LAP	SECTOR 1	SECTOR 2	LAP TIME	MPH	DIFF	TIME OF DAY
1 -		***32.508***	2:06.280	76.74	7.953	09:24:34.823
2 -	1:26.313	32.613	1:58.926	81.49	0.599	09:26:33.749
3 -	1:25.749	33.002	1:58.751 (2)	81.61	0.424	09:28:32.500
4 -	1:26.675	33.307	1:59.982	80.77	1.655	09:30:32.482
5 -	***1:25.625***	32.702	***1:58.327 (1)***	***81.90***		***09:32:30.809***
6 -	1:26.245	32.591	1:58.836 (3)	81.55	0.509	09:34:29.645

P6 28 Liam McCARTER — Yamaha TZR 250 - Katie McCarter

IDEAL LAP TIME : 1:58.287 BEST LAP TIME : 1:58.493 DIFFERENCE : 0.206

LAP	SECTOR 1	SECTOR 2	LAP TIME	MPH	DIFF	TIME OF DAY
1 -		***32.756***	2:06.049	76.88	7.556	09:24:34.592
2 -	1:26.183	32.876	1:59.059 (2)	81.39	0.566	09:26:33.651
3 -	1:26.503	32.839	1:59.342 (3)	81.20	0.849	09:28:32.993
4 -	1:26.633	33.084	1:59.717	80.95	1.224	09:30:32.710
5 -	1:26.867	32.938	1:59.805	80.89	1.312	09:32:32.515
6 -	***1:25.531***	32.962	***1:58.493 (1)***	***81.78***		***09:34:31.008***

Weather / Track : Sunny / Dry

Oulton Park International: 2.6920 miles
Date: 05/04/2025 Start: 09:22 Finish: 09:34

BMCRC-MRO Championships 2025 - Rnd 2 @ Oulton Park Int

DFDS Seaways Yamaha Past Masters

RACE 9 - SECTOR ANALYSIS

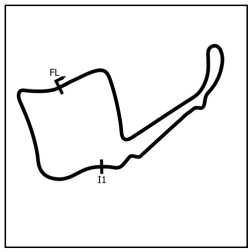

SECTOR 1 = FL to I1, SECTOR 2 = I1 to FL, DIFF = Difference To Personal Best Lap, P = Crossed Finish Line in Pit Lane, D = Time Disallowed

P7 92 Andrew MOOK Yamaha TZR 250 -

IDEAL LAP TIME : 1:58.742 BEST LAP TIME : 1:59.145 DIFFERENCE : 0.403

LAP	SECTOR 1	SECTOR 2	LAP TIME	MPH	DIFF	TIME OF DAY
1 -		32.914	2:07.065	76.27	7.920	09:24:35.608
2 -	1:26.632	***32.694***	1:59.326 **(3)**	81.21	0.181	09:26:34.934
3 -	1:27.118	32.938	2:00.056	80.72	0.911	09:28:34.990
4 -	1:26.431	33.100	1:59.531	81.07	0.386	09:30:34.521
5 -	***1:26.048***	33.097	***1:59.145*** **(1)**	***81.34***		***09:32:33.666***
6 -	1:26.139	33.080	1:59.219 **(2)**	81.28	0.074	09:34:32.885

P8 70 Andrew BURSCOUGH Yamaha YPVS 350 - Mad biker designs/Martitanium

IDEAL LAP TIME : 1:59.707 BEST LAP TIME : 1:59.757 DIFFERENCE : 0.050

LAP	SECTOR 1	SECTOR 2	LAP TIME	MPH	DIFF	TIME OF DAY
1 -		33.239	2:09.459	74.86	9.702	09:24:38.002
2 -	1:28.373	33.491	2:01.864	79.52	2.107	09:26:39.866
3 -	1:28.847	32.952	2:01.799	79.56	2.042	09:28:41.665
4 -	1:27.243	***32.882***	2:00.125 **(2)**	80.67	0.368	09:30:41.790
5 -	1:27.337	33.107	2:00.444 **(3)**	80.46	0.687	09:32:42.234
6 -	***1:26.825***	32.932	***1:59.757*** **(1)**	***80.92***		***09:34:41.991***

P9 26 Damian LEE Yamaha TZR 250 - Leed Autos

IDEAL LAP TIME : 1:59.469 BEST LAP TIME : 2:00.020 DIFFERENCE : 0.551

LAP	SECTOR 1	SECTOR 2	LAP TIME	MPH	DIFF	TIME OF DAY
1 -		33.209	2:10.393	74.32	10.373	09:24:38.936
2 -	1:28.332	33.131	2:01.463	79.78	1.443	09:26:40.399
3 -	1:27.619	***32.856***	2:00.475 **(2)**	80.44	0.455	09:28:40.874
4 -	1:27.427	33.073	2:00.500 **(3)**	80.42	0.480	09:30:41.374
5 -	1:27.482	33.252	2:00.734	80.26	0.714	09:32:42.108
6 -	***1:26.613***	33.407	***2:00.020*** **(1)**	***80.74***		***09:34:42.128***

P10 64 C Iain DAVIS Yamaha TZR 250 -

IDEAL LAP TIME : 2:00.488 BEST LAP TIME : 2:00.597 DIFFERENCE : 0.109

LAP	SECTOR 1	SECTOR 2	LAP TIME	MPH	DIFF	TIME OF DAY
1 -		32.803	2:08.470	75.43	7.873	09:24:37.013
2 -	1:27.829	***32.768***	***2:00.597*** **(1)**	***80.36***		***09:26:37.610***
3 -	***1:27.720***	33.095	2:00.815 **(2)**	80.21	0.218	09:28:38.425
4 -	1:28.473	33.211	2:01.684	79.64	1.087	09:30:40.109
5 -	1:28.586	33.078	2:01.664	79.65	1.067	09:32:41.773
6 -	1:28.024	33.099	2:01.123 **(3)**	80.01	0.526	09:34:42.896

P11 6 C Alan BUSHELL Yamaha TZR 250 - Moonraker motorcycles

IDEAL LAP TIME : 1:59.901 BEST LAP TIME : 2:00.367 DIFFERENCE : 0.466

LAP	SECTOR 1	SECTOR 2	LAP TIME	MPH	DIFF	TIME OF DAY
1 -		***32.674***	2:07.468	76.02	7.101	09:24:36.011
2 -	1:27.578	32.977	2:00.555 **(2)**	80.38	0.188	09:26:36.566
3 -	1:28.224	33.314	2:01.538 **(3)**	79.73	1.171	09:28:38.104
4 -	1:28.489	33.615	2:02.104	79.36	1.737	09:30:40.208
5 -	1:29.744	33.368	2:03.112	78.71	2.745	09:32:43.320
6 -	***1:27.227***	33.140	***2:00.367*** **(1)**	***80.51***		***09:34:43.687***

P12 85 Andrew WALES Yamaha TZR 250 - Show Control International

IDEAL LAP TIME : 2:01.343 BEST LAP TIME : 2:01.343 DIFFERENCE : 0.000

LAP	SECTOR 1	SECTOR 2	LAP TIME	MPH	DIFF	TIME OF DAY
1 -		33.351	2:10.664	74.16	9.321	09:24:39.207
2 -	1:28.659	32.906	2:01.565 **(2)**	79.72	0.222	09:26:40.772
3 -	1:28.661	32.904	2:01.565 **(2)**	79.72	0.222	09:28:42.337
4 -	***1:28.446***	***32.897***	***2:01.343*** **(1)**	***79.86***		***09:30:43.680***
5 -	1:29.868	33.559	2:03.427	78.51	2.084	09:32:47.107
6 -	1:30.063	34.133	2:04.196	78.03	2.853	09:34:51.303

Weather / Track : Sunny / Dry

Oulton Park International: 2.6920 miles
Date: 05/04/2025 Start: 09:22 Finish: 09:34

BMCRC-MRO Championships 2025 - Rnd 2 @ Oulton Park Int

DFDS Seaways Yamaha Past Masters

RACE 9 - SECTOR ANALYSIS

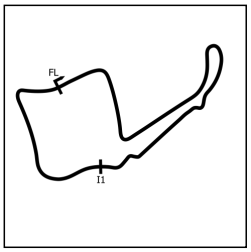

SECTOR 1 = FL to I1, SECTOR 2 = I1 to FL, DIFF = Difference To Personal Best Lap, P = Crossed Finish Line in Pit Lane, D = Time Disallowed

P13 84 Bert ELLISON — Yamaha TZR 250 - Ma n pa prentice

IDEAL LAP TIME : 2:01.288 BEST LAP TIME : 2:01.432 DIFFERENCE : 0.144

LAP	SECTOR 1	SECTOR 2	LAP TIME	MPH	DIFF	TIME OF DAY
1 -		34.412	2:13.213	72.75	11.781	09:24:41.756
2 -	1:29.045	33.322	2:02.367 (3)	79.19	0.935	09:26:44.123
3 -	1:29.283	33.580	2:02.863	78.87	1.431	09:28:46.986
4 -	1:29.153	33.988	2:03.141	78.70	1.709	09:30:50.127
5 -	***1:28.049***	33.383	***2:01.432 (1)***	***79.80***		***09:32:51.559***
6 -	1:28.595	***33.239***	2:01.834 (2)	79.54	0.402	09:34:53.393

P14 166 C Tom RIDLEY — Yamaha TZR 250 - Chamery Hall Roundhouses

IDEAL LAP TIME : 2:00.871 BEST LAP TIME : 2:00.871 DIFFERENCE : 0.000

LAP	SECTOR 1	SECTOR 2	LAP TIME	MPH	DIFF	TIME OF DAY
1 -		33.983	2:13.748	72.45	12.877	09:24:42.291
2 -	1:29.886	33.648	2:03.534	78.45	2.663	09:26:45.825
3 -	1:28.542	34.349	2:02.891	78.86	2.020	09:28:48.716
4 -	1:28.543	33.935	2:02.478 (3)	79.12	1.607	09:30:51.194
5 -	1:28.341	33.590	2:01.931 (2)	79.48	1.060	09:32:53.125
6 -	***1:27.447***	***33.424***	***2:00.871 (1)***	***80.17***		***09:34:53.996***

P15 60 Danny GOUGH — Yamaha TZR 250 - G Force Motorcycles

IDEAL LAP TIME : 2:00.653 BEST LAP TIME : 2:00.653 DIFFERENCE : 0.000

LAP	SECTOR 1	SECTOR 2	LAP TIME	MPH	DIFF	TIME OF DAY
1 -		34.985	2:13.240	72.73	12.587	09:24:41.783
2 -	1:29.344	33.170	2:02.514 (3)	79.10	1.861	09:26:44.297
3 -	1:29.625	33.919	2:03.544	78.44	2.891	09:28:47.841
4 -	1:29.892	33.891	2:03.783	78.29	3.130	09:30:51.624
5 -	1:28.476	33.310	2:01.786 (2)	79.57	1.133	09:32:53.410
6 -	***1:27.520***	***33.133***	***2:00.653 (1)***	***80.32***		***09:34:54.063***

P16 29 Derek CRIPPS — Yamaha TZR 250 - Team FBR

IDEAL LAP TIME : 2:02.396 BEST LAP TIME : 2:02.815 DIFFERENCE : 0.419

LAP	SECTOR 1	SECTOR 2	LAP TIME	MPH	DIFF	TIME OF DAY
1 -		33.896	2:11.865	73.49	9.050	09:24:40.408
2 -	1:29.938	33.574	2:03.512 (3)	78.46	0.697	09:26:43.920
3 -	1:29.877	33.904	2:03.781	78.29	0.966	09:28:47.701
4 -	1:29.804	34.037	2:03.841	78.25	1.026	09:30:51.542
5 -	1:29.772	***33.064***	2:02.836 (2)	78.89	0.021	09:32:54.378
6 -	***1:29.332***	33.483	***2:02.815 (1)***	***78.90***		***09:34:57.193***

P17 58 C Ian STANLEY — Yamaha TZR 250 - Twistgrip Motorcycles

IDEAL LAP TIME : 2:05.344 BEST LAP TIME : 2:05.798 DIFFERENCE : 0.454

LAP	SECTOR 1	SECTOR 2	LAP TIME	MPH	DIFF	TIME OF DAY
1 -		34.633	2:17.836	70.31	12.038	09:24:46.379
2 -	1:32.675	34.315	2:06.990 (3)	76.31	1.192	09:26:53.369
3 -	1:33.407	***34.008***	2:07.415	76.06	1.617	09:29:00.784
4 -	***1:31.336***	34.462	***2:05.798 (1)***	***77.03***		***09:31:06.582***
5 -	1:32.244	34.529	2:06.773 (2)	76.44	0.975	09:33:13.355
6 -	1:32.116	35.966	2:08.082	75.66	2.284	09:35:21.437

P18 46 C Kevin MARSHALL — Yamaha TZR 250 - Stacey Processing

IDEAL LAP TIME : 2:06.536 BEST LAP TIME : 2:06.546 DIFFERENCE : 0.010

LAP	SECTOR 1	SECTOR 2	LAP TIME	MPH	DIFF	TIME OF DAY
1 -		35.084	2:19.933	69.25	13.387	09:24:48.476
2 -	1:32.288	35.299	2:07.587	75.95	1.041	09:26:56.063
3 -	1:31.993	35.288	2:07.281 (3)	76.14	0.735	09:29:03.344
4 -	***1:31.946***	34.869	2:06.815 (2)	76.42	0.269	09:31:10.159
5 -	1:31.956	***34.590***	***2:06.546 (1)***	***76.58***		***09:33:16.705***
6 -	1:33.088	34.818	2:07.906	75.76	1.360	09:35:24.611

Weather / Track : Sunny / Dry

Oulton Park International: 2.6920 miles
Date: 05/04/2025 Start: 09:22 Finish: 09:34

BMCRC-MRO Championships 2025 - Rnd 2 @ Oulton Park Int

DFDS Seaways Yamaha Past Masters

RACE 9 - SECTOR ANALYSIS

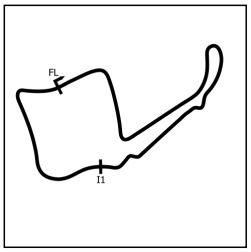

SECTOR 1 = FL to I1, SECTOR 2 = I1 to FL, DIFF = Difference To Personal Best Lap, P = Crossed Finish Line in Pit Lane, D = Time Disallowed

P19 69 C Mark ELLERAY Yamaha TZR 250 - Abbot Solutions Ltd

IDEAL LAP TIME : 2:09.759 BEST LAP TIME : 2:09.819 DIFFERENCE : 0.060

LAP	SECTOR 1	SECTOR 2	LAP TIME	MPH	DIFF	TIME OF DAY
1 -		36.076	2:22.852	67.84	13.033	09:24:51.395
2 -	1:37.268	35.831	2:13.099	72.81	3.280	09:27:04.494
3 -	***1:34.278***	35.674	2:09.952 **(2)**	74.57	0.133	09:29:14.446
4 -	1:34.338	***35.481***	***2:09.819*** **(1)**	***74.65***		***09:31:24.265***
5 -	1:34.406	36.179	2:10.585 **(3)**	74.21	0.766	09:33:34.850
6 -	1:35.814	36.202	2:12.016	73.41	2.197	09:35:46.866

P20 32 C Chris THAY Yamaha TZR 250 - Scell-it uk

IDEAL LAP TIME : 2:08.337 BEST LAP TIME : 2:08.337 DIFFERENCE : 0.000

LAP	SECTOR 1	SECTOR 2	LAP TIME	MPH	DIFF	TIME OF DAY
1 -		36.112	2:24.103	67.25	15.766	09:24:52.646
2 -	1:36.565	37.305	2:13.870	72.39	5.533	09:27:06.516
3 -	1:36.825	36.611	2:13.436	72.62	5.099	09:29:19.952
4 -	1:34.890	36.085	2:10.975 **(3)**	73.99	2.638	09:31:30.927
5 -	1:34.520	36.055	2:10.575 **(2)**	74.22	2.238	09:33:41.502
6 -	***1:33.016***	***35.321***	***2:08.337*** **(1)**	***75.51***		***09:35:49.839***

P21 42 C Martin PEARSON Yamaha TZR 250 -

IDEAL LAP TIME : 2:10.838 BEST LAP TIME : 2:10.838 DIFFERENCE : 0.000

LAP	SECTOR 1	SECTOR 2	LAP TIME	MPH	DIFF	TIME OF DAY
1 -		36.745	2:23.398	67.58	12.560	09:24:51.941
2 -	1:38.770	36.537	2:15.307	71.62	4.469	09:27:07.248
3 -	1:37.910	36.830	2:14.740	71.92	3.902	09:29:21.988
4 -	1:36.667	36.004	2:12.671 **(2)**	73.04	1.833	09:31:34.659
5 -	1:36.837	35.886	2:12.723 **(3)**	73.01	1.885	09:33:47.382
6 -	***1:35.320***	***35.518***	***2:10.838*** **(1)**	***74.07***		***09:35:58.220***

P22 62 C David PATERSON Yamaha TZR 250 - The love of a good woman / Boomarang Dav

IDEAL LAP TIME : 2:11.334 BEST LAP TIME : 2:12.173 DIFFERENCE : 0.839

LAP	SECTOR 1	SECTOR 2	LAP TIME	MPH	DIFF	TIME OF DAY
1 -		36.526	2:23.602	67.48	11.429	09:24:52.145
2 -	1:36.790	37.005	2:13.795	72.43	1.622	09:27:05.940
3 -	1:38.026	36.983	2:15.009	71.78	2.836	09:29:20.949
4 -	1:37.104	36.278	2:13.382 **(3)**	72.65	1.209	09:31:34.331
5 -	***1:36.130***	36.232	2:12.362 **(2)**	73.21	0.189	09:33:46.693
6 -	1:36.969	***35.204***	***2:12.173*** **(1)**	***73.32***		***09:35:58.866***

P23 100 C Chris WHITLOCK Yamaha TZR 250 - www.ypmrc.co.uk

IDEAL LAP TIME : 2:13.510 BEST LAP TIME : 2:13.766 DIFFERENCE : 0.256

LAP	SECTOR 1	SECTOR 2	LAP TIME	MPH	DIFF	TIME OF DAY
1 -		36.500	2:24.505	67.06	10.739	09:24:53.048
2 -	1:38.557	36.611	2:15.168	71.69	1.402	09:27:08.216
3 -	1:38.617	36.408	2:15.025 **(3)**	71.77	1.259	09:29:23.241
4 -	***1:37.130***	36.636	***2:13.766*** **(1)**	***72.44***		***09:31:37.007***
5 -	1:37.942	***36.380***	2:14.322 **(2)**	72.14	0.556	09:33:51.329
6 -	1:38.660	36.580	2:15.240	71.66	1.474	09:36:06.569

P24 73 C Colvin TURNER Yamaha TZR 250 -

IDEAL LAP TIME : 2:14.278 BEST LAP TIME : 2:14.353 DIFFERENCE : 0.075

LAP	SECTOR 1	SECTOR 2	LAP TIME	MPH	DIFF	TIME OF DAY
1 -		***36.827***	2:21.182	68.64	6.829	09:24:49.725
2 -	1:38.786	38.285	2:17.071	70.70	2.718	09:27:06.796
3 -	***1:37.451***	36.902	***2:14.353*** **(1)**	***72.13***		***09:29:21.149***
4 -	1:38.243	37.270	2:15.513 **(2)**	71.51	1.160	09:31:36.662
5 -	1:39.318	37.404	2:16.722	70.88	2.369	09:33:53.384
6 -	1:38.619	37.072	2:15.691 **(3)**	71.42	1.338	09:36:09.075

Weather / Track : Sunny / Dry

Oulton Park International: 2.6920 miles
Date: 05/04/2025 Start: 09:22 Finish: 09:34

BMCRC-MRO Championships 2025 - Rnd 2 @ Oulton Park Int

DFDS Seaways Yamaha Past Masters

RACE 9 - SECTOR ANALYSIS

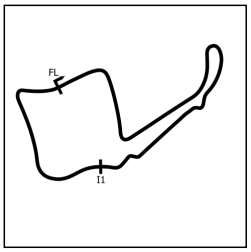

SECTOR 1 = FL to I1, SECTOR 2 = I1 to FL, DIFF = Difference To Personal Best Lap, P = Crossed Finish Line in Pit Lane, D = Time Disallowed

P25 67 C Mark BAILEY Yamaha TZR 250 - Elite Air conditioning Ltd. Hydroflow plumbing

IDEAL LAP TIME : 2:14.973 BEST LAP TIME : 2:15.286 DIFFERENCE : 0.313

LAP	SECTOR 1	SECTOR 2	LAP TIME	MPH	DIFF	TIME OF DAY
1 -		36.493	2:26.344	66.22	11.058	09:24:54.887
2 -	1:39.402	36.514	2:15.916 (2)	71.30	0.630	09:27:10.803
3 -	1:40.043	36.963	2:17.006	70.73	1.720	09:29:27.809
4 -	1:39.913	***36.323***	2:16.236 (3)	71.13	0.950	09:31:44.045
5 -	1:40.366	36.614	2:16.980	70.74	1.694	09:34:01.025
6 -	***1:38.650***	36.636	***2:15.286 (1)***	***71.63***		***09:36:16.311***

P26 20 C Sara Sophie OSTERHOLZER Yamaha TZR 250 - JB Motorcycles

IDEAL LAP TIME : 2:28.233 BEST LAP TIME : 2:28.593 DIFFERENCE : 0.360

LAP	SECTOR 1	SECTOR 2	LAP TIME	MPH	DIFF	TIME OF DAY
1 -		***40.216***	2:36.104	62.08	7.511	09:25:04.647
2 -	***1:48.017***	40.576	***2:28.593 (1)***	***65.22***		***09:27:33.240***
3 -	1:49.418	40.844	2:30.262 (2)	64.49	1.669	09:30:03.502
4 -	1:51.310	41.213	2:32.523	63.53	3.930	09:32:36.025
5 -	1:50.903	40.429	2:31.332 (3)	64.04	2.739	09:35:07.357

P27 2 C Paul FIRTH Yamaha TZR 250 1KT - Joanne Porter

IDEAL LAP TIME : 2:27.798 BEST LAP TIME : 2:27.798 DIFFERENCE : 0.000

LAP	SECTOR 1	SECTOR 2	LAP TIME	MPH	DIFF	TIME OF DAY
1 -		43.363	2:46.359	58.25	18.561	09:25:14.902
2 -	1:56.958	42.251	2:39.209	60.87	11.411	09:27:54.111
3 -	1:51.157	40.594	2:31.751 (3)	63.86	3.953	09:30:25.862
4 -	***1:48.138***	***39.660***	***2:27.798 (1)***	***65.57***		***09:32:53.660***
5 -	1:48.662	39.908	2:28.570 (2)	65.23	0.772	09:35:22.230

P28 77 C Adam COLLINS Yamaha TZR 250 - 2 Cows Racing

IDEAL LAP TIME : 2:26.803 BEST LAP TIME : DIFFERENCE :

LAP	SECTOR 1	SECTOR 2	LAP TIME	MPH	DIFF	TIME OF DAY
1 -		***40.012***	2:36.247	62.02		09:25:04.790
2 -	***1:46.791***	IN PIT	2:37.641 P	61.47		09:27:42.431

P29 57 Geoff MOOK Yamaha TZR 250 -

IDEAL LAP TIME : BEST LAP TIME : DIFFERENCE :

LAP	SECTOR 1	SECTOR 2	LAP TIME	MPH	DIFF	TIME OF DAY
1 -		***IN PIT***	2:17.901 P	70.27		09:24:46.444

Weather / Track : Sunny / Dry

Oulton Park International: 2.6920 miles
Date: 05/04/2025 Start: 09:22 Finish: 09:34

BMCRC-MRO Championships 2025 - Rnd 2 @ Oulton Park Int

DFDS Seaways Yamaha Past Masters

RACE 9 - BEST SECTORS

	SECTOR 1		SECTOR 2	
POS	NO	TIME	NO	TIME
1	8	1:24.172	8	31.335
2	86	1:24.420	30	31.446
3	30	1:24.524	86	31.741
4	28	1:25.531	110	32.443
5	110	1:25.576	74	32.508
6	74	1:25.625	6	32.674
7	92	1:26.048	92	32.694
8	26	1:26.613	28	32.756
9	70	1:26.825	64	32.768
10	6	1:27.227	26	32.856
11	166	1:27.447	70	32.882
12	60	1:27.520	85	32.897
13	64	1:27.720	29	33.064
14	84	1:28.049	60	33.133
15	85	1:28.446	84	33.239
16	29	1:29.332	166	33.424
17	58	1:31.336	58	34.008
18	46	1:31.946	46	34.590
19	32	1:33.016	62	35.204
20	69	1:34.278	32	35.321
21	42	1:35.320	69	35.481
22	62	1:36.130	42	35.518
23	100	1:37.130	67	36.323
24	73	1:37.451	100	36.380
25	67	1:38.650	73	36.827
26	77	1:46.791	2	39.660
27	20	1:48.017	77	40.012
28	2	1:48.138	20	40.216
29				

IDEAL / BEST COMPARISON

PERFECT LAP 1:55.507

POS	NO	NAME	IDEAL	BEST	DIFF
1	8	BALL	1:55.507	1:55.856	0.349
2	30	COOPER	1:55.970	1:55.970	0.000
3	86	WELSH	1:56.161	1:56.161	0.000
4	110	HAIGH	1:58.019	1:58.334	0.315
5	74	WHITBY	1:58.133	1:58.327	0.194
6	28	McCARTER	1:58.287	1:58.493	0.206
7	92	MOOK	1:58.742	1:59.145	0.403
8	26	LEE	1:59.469	2:00.020	0.551
9	70	BURSCOUGH	1:59.707	1:59.757	0.050
10	6	BUSHELL	1:59.901	2:00.367	0.466
11	64	DAVIS	2:00.488	2:00.597	0.109
12	60	GOUGH	2:00.653	2:00.653	0.000
13	166	RIDLEY	2:00.871	2:00.871	0.000
14	84	ELLISON	2:01.288	2:01.432	0.144
15	85	WALES	2:01.343	2:01.343	0.000
16	29	CRIPPS	2:02.396	2:02.815	0.419
17	58	STANLEY	2:05.344	2:05.798	0.454
18	46	MARSHALL	2:06.536	2:06.546	0.010
19	32	THAY	2:08.337	2:08.337	0.000
20	69	ELLERAY	2:09.759	2:09.819	0.060
21	42	PEARSON	2:10.838	2:10.838	0.000
22	62	PATERSON	2:11.334	2:12.173	0.839
23	100	WHITLOCK	2:13.510	2:13.766	0.256
24	73	TURNER	2:14.278	2:14.353	0.075
25	67	BAILEY	2:14.973	2:15.286	0.313
26	77	COLLINS			
27	2	FIRTH	2:27.798	2:27.798	0.000
28	20	OSTERHOLZER	2:28.233	2:28.593	0.360
29	57	MOOK			

Weather / Track : Sunny / Dry

Oulton Park International: 2.6920 miles
Date: 05/04/2025 Start: 09:22 Finish: 09:34

Results can be found at www.tsl-timing.com

Printed - 09:36 Saturday, 05 April 2025

BMCRC-MRO Championships 2025 - Rnd 2 @ Oulton Park Int

DFDS Seaways Yamaha Past Masters

RACE 9 - STATISTICS

Competitors Started	29
Planned Start	2025-04-05 @ 08:55:00.000
Actual Start	2025-04-05 @ 09:22:28.543
Finish Time	2025-04-05 @ 09:34:13.672
Track Length	2.6920mi.
Total Laps	163
Total Distance Covered	438.8006mi.

Session Fastest Lap History

NO	CL	NAME	LAP TIME	TIME OF DAY	LAP	VEHICLE
30		**Alan COOPER**	**1:56.798**	09:26:26.324	2	Yamaha TZR 250
8		**David BALL**	**1:56.573**	09:26:27.298	2	Yamaha TZR 250
8		**David BALL**	**1:55.863**	09:28:23.161	3	Yamaha TZR 250
8		**David BALL**	**1:55.856**	09:34:13.929	6	Yamaha TZR 250

Session Leader History

NO	CL	NAME	FROM LAP	LAPS LED	DISTANCE	VEHICLE
30		**Alan COOPER**	1	2	5.38 miles	Yamaha TZR 250
8		**David BALL**	3	1	2.69 miles	Yamaha TZR 250
30		**Alan COOPER**	4	3	8.07 miles	Yamaha TZR 250

Flag History

TYPE	TIME OF DAY
GREEN	09:22:28.543
FINISH	09:34:13.672

Flag Statistics

TYPE	COUNT	TOTAL LAPS	TOTAL TIME
Green	1	6	13:55.308
Red	0	0	0.000
Safety Car	0	0	0.000
FCY	0	0	0.000

Weather / Track : Sunny / Dry

Oulton Park International: 2.6920 miles
Date: 05/04/2025 Start: 09:22 Finish: 09:34

BMCRC-MRO Championships 2025 - Rnd 2 @ Oulton Park Int

DFDS Seaways Yamaha Past Masters

RACE 9 - STATISTICS

CLASS : 13 Starters

Fastest Lap History

NO	NAME	LAP TIME	TIME OF DAY	LAP	VEHICLE
30	**Alan COOPER**	**1:56.798**	09:26:26.324	2	Yamaha TZR 250
8	**David BALL**	**1:56.573**	09:26:27.298	2	Yamaha TZR 250
8	**David BALL**	**1:55.863**	09:28:23.161	3	Yamaha TZR 250
8	**David BALL**	**1:55.856**	09:34:13.929	6	Yamaha TZR 250

Leader History

NO	NAME	FROM LAP	LAPS LED	DISTANCE	VEHICLE
30	**Alan COOPER**	1	2	5.38 miles	Yamaha TZR 250
8	**David BALL**	3	1	2.69 miles	Yamaha TZR 250
30	**Alan COOPER**	4	3	8.07 miles	Yamaha TZR 250

Weather / Track : Sunny / Dry

Oulton Park International: 2.6920 miles
Date: 05/04/2025 Start: 09:22 Finish: 09:34

BMCRC-MRO Championships 2025 - Rnd 2 @ Oulton Park Int

DFDS Seaways Yamaha Past Masters

RACE 9 - STATISTICS

CLASS : C

16 Starters

Fastest Lap History

NO	NAME	LAP TIME	TIME OF DAY	LAP	VEHICLE
110	**Mark HAIGH**	**1:59.197**	09:26:33.084	2	Yamaha TZR 250
110	**Mark HAIGH**	**1:58.963**	09:32:31.152	5	Yamaha TZR 250
110	**Mark HAIGH**	**1:58.334**	09:34:29.486	6	Yamaha TZR 250

Leader History

NO	NAME	FROM LAP	LAPS LED	DISTANCE	VEHICLE
110	**Mark HAIGH**	1	6	16.15 miles	Yamaha TZR 250

Weather / Track : Sunny / Dry

Oulton Park International: 2.6920 miles
Date: 05/04/2025 Start: 09:22 Finish: 09:34

BMCRC-MRO Championships 2025 - Rnd 2 @ Oulton Park Int

DFDS Seaways Yamaha Past Masters

RACE 9 - GRID (7 Laps)

ROW 11				32	333	Mark STUBBERFIELD	31	71 Tess BICKERSTAFF
ROW 10	30	72 John HAMILTON		29	77	Adam COLLINS	28	20 Sara Sophie OSTERHOLZER 2:28.593
ROW 9	27	2 Paul FIRTH 2:27.798		26	67	Mark BAILEY 2:15.286	25	73 Colvin TURNER 2:14.353
ROW 8	24	100 Chris WHITLOCK 2:13.766		23	62	David PATERSON 2:12.173	22	42 Martin PEARSON 2:10.838
ROW 7	21	69 Mark ELLERAY 2:09.819		20	32	Chris THAY 2:08.337	19	46 Kevin MARSHALL 2:06.546
ROW 6	18	58 Ian STANLEY 2:05.798		17	29	Derek CRIPPS 2:02.815	16	84 Bert ELLISON 2:01.432
ROW 5	15	85 Andrew WALES 2:01.343		14	166	Tom RIDLEY 2:00.871	13	60 Danny GOUGH 2:00.653
ROW 4	12	57 Geoff MOOK		11	64	Iain DAVIS 2:00.597	10	6 Alan BUSHELL 2:00.367
ROW 3	9	26 Damian LEE 2:00.020		8	70	Andrew BURSCOUGH 1:59.757	7	92 Andrew MOOK 1:59.145
ROW 2	6	28 Liam McCARTER 1:58.493		5	110	Mark HAIGH 1:58.334	4	74 Paul WHITBY 1:58.327
ROW 1	3	86 Richie WELSH 1:56.161		2	30	Alan COOPER 1:55.970	1	8 David BALL 1:55.856 Pole

These results are provisional until the conclusion of any judicial and technical matters.

Oulton Park International: 2.6920 miles

Clerk Of Course:	Timekeeper: Craig Smith	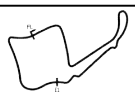

Results can be found at www.tsl-timing.com

Printed - 09:40 Saturday, 05 April 2025

BMCRC-MRO Championships 2025 - Rnd 2 @ Oulton Park Int

DFDS Seaways Yamaha Past Masters

RACE 9 - CLASSIFICATION

Race Distance: 7 Laps / 18.84 miles

POS	NO	CL	PIC	NAME	ENTRY	LAPS	TIME	GAP	DIFF	MPH	BEST	ON	GRD	↑↓
1	30		1	Alan COOPER	Yamaha TZR 250 - Twistgrip Motorcycles	7	13:43.931			82.33	1:56.220	4	2	1
2	110	C	1	Mark HAIGH	Yamaha TZR 250 - Chesterfield CarClinic/The Tuning Works	7	13:44.499	0.568	0.568	82.27	1:55.925	6	5	3
3	8		2	David BALL	Yamaha TZR 250 - Gardiner Page and Roe pension consulta	7	13:44.725	0.794	0.226	82.25	1:56.656	4	1	-2
4	74		3	Paul WHITBY	Yamaha TZR 250 - Greybridge Ltd	7	13:53.604	9.673	8.879	81.38	1:57.421	4	4	0
5	57		4	Geoff MOOK	Yamaha TZR 250 -	7	14:04.453	20.522	10.849	80.33	1:58.506	5	12	7
6	70		5	Andrew BURSCOUGH	Yamaha YPVS 350 - Mad biker designs/Martitanium	7	14:05.421	21.490	0.968	80.24	1:58.486	7	8	2
7	26		6	Damian LEE	Yamaha TZR 250 - Leed Autos	7	14:06.775	22.844	1.354	80.11	1:59.111	2	9	2
8	28		7	Liam McCARTER	Yamaha TZR 250 - Katie McCarter	7	14:10.414	26.483	3.639	79.77	1:59.783	3	6	-2
9	6	C	2	Alan BUSHELL	Yamaha TZR 250 - Moonraker motorcycles	7	14:10.642	26.711	0.228	79.75	1:59.895	4	10	1
10	64	C	3	Iain DAVIS	Yamaha TZR 250 -	7	14:16.390	32.459	5.748	79.21	2:00.437	7	11	1
11	166	C	4	Tom RIDLEY	Yamaha TZR 250 - Chamery Hall Roundhouses	7	14:16.798	32.867	0.408	79.17	2:00.115	3	14	3
12	84		8	Bert ELLISON	Yamaha TZR 250 - Ma n pa prentice	7	14:17.758	33.827	0.960	79.08	1:59.996	7	16	4
13	60		9	Danny GOUGH	Yamaha TZR 250 - G Force Motorcycles	7	14:20.083	36.152	2.325	78.87	2:01.142	6	13	0
14	29		10	Derek CRIPPS	Yamaha TZR 250 - Team FBR	7	14:27.790	43.859	7.707	78.17	2:01.256	3	17	3
15	58	C	5	Ian STANLEY	Yamaha TZR 250 - Twistgrip Motorcycles	7	14:50.870	1:06.939	23.080	76.14	2:05.027	2	18	3
16	32	C	6	Chris THAY	Yamaha TZR 250 - Scell-it uk	7	15:21.738	1:37.807	30.868	73.59	2:08.761	7	20	4
17	69	C	7	Mark ELLERAY	Yamaha TZR 250 - Abbot Solutions Ltd	7	15:21.908	1:37.977	0.170	73.58	2:09.389	6	21	4
18	42	C	8	Martin PEARSON	Yamaha TZR 250 -	7	15:22.723	1:38.792	0.815	73.52	2:08.491	7	22	4
19	73	C	9	Colvin TURNER	Yamaha TZR 250 -	7	15:32.550	1:48.619	9.827	72.74	2:10.604	4	25	6
20	67	C	10	Mark BAILEY	Yamaha TZR 250 - Elite Air conditioning Ltd. Hydroflow plum	7	15:40.251	1:56.320	7.701	72.14	2:12.522	3	26	6
21	100	C	11	Chris WHITLOCK	Yamaha TZR 250 - www.ypmrc.co.uk	6	13:50.429	1 Lap	1 Lap	70.02	2:15.205	2	24	3
22	77	C	12	Adam COLLINS	Yamaha TZR 250 - 2 Cows Racing	6	14:08.460	1 Lap	18.031	68.53	2:18.591	4	29	7
23	71	C	13	Tess BICKERSTAFF	Yamaha TZR 250 - Len Whalin	6	14:39.302	1 Lap	30.842	66.12	2:22.317	2	31	8
24	20	C	14	Sara Sophie OSTERHOLZER	Yamaha TZR 250 - JB Motorcycles	6	14:42.670	1 Lap	3.368	65.87	2:24.467	5	28	4
25	2	C	15	Paul FIRTH	Yamaha TZR 250 1KT - Joanne Porter	6	14:46.177	1 Lap	3.507	65.61	2:22.466	6	27	2

NOT CLASSIFIED

DNF	86			Richie WELSH	Yamaha TZR 250 - EDEN'S BABY EXPERIENCES/ PETER	5	9:51.770	2 Laps	1 Lap	81.88	1:55.538	4	3	
DNF	85			Andrew WALES	Yamaha TZR 250 - Show Control International	5	10:24.475	2 Laps	32.705	77.59	2:00.042	2	15	
DNF	92			Andrew MOOK	Yamaha TZR 250 -	4	8:44.559	3 Laps	1 Lap	73.90	1:59.756	2	7	
DNF	62	C		David PATERSON	Yamaha TZR 250 - The love of a good woman / Boomarang	2	4:33.468	5 Laps	2 Laps	70.87	2:12.974	2	23	

NOT STARTED

NS	46	C		Kevin MARSHALL	Yamaha TZR 250 - Stacey Processing								19	

FASTEST LAP

	86		Richie WELSH	Yamaha TZR 250 - EDEN'S BABY EXPERIENCES/ PETER	4	1:55.538	83.87 mph	134.99 kph
	110	C	Mark HAIGH	Yamaha TZR 250 - Chesterfield CarClinic/The Tuning Works	6	1:55.925	83.59 mph	134.54 kph

Class - 92.5% of Race Speed = 76.15 mph
Class C - 92.5% of Race Speed = 76.09 mph

Weather / Track : Sunny / Dry
These results are provisional until the conclusion of any judicial and technical matters.

Date: 05/04/2025 Start: 14:13 Finish: 14:27
Oulton Park International: 2.6920 miles

Clerk Of Course:

Timekeeper: Craig Smith

Results can be found at www.tsl-timing.com

Printed - 14:30 Saturday, 05 April 2025

BMCRC-MRO Championships 2025 - Rnd 2 @ Oulton Park Int

DFDS Seaways Yamaha Past Masters

RACE 9 - LAP CHART

LAP 1 @ 14:15:39.065

NO	BEHIND	LAP TIME
8		2:02.199
30	0.089	2:02.288
110	0.887	2:03.086
74	1.231	2:03.430
86	1.558	2:03.757
70	2.773	2:04.972
28	3.389	2:05.588
6	3.980	2:06.179
57	4.374	2:06.573
64	5.724	2:07.923
26	5.850	2:08.049
92	7.206	2:09.405
85	7.434	2:09.633
84	7.748	2:09.947
166	8.178	2:10.377
60	8.297	2:10.496
29	9.291	2:11.490
58	10.563	2:12.762
42	16.185	2:18.384
73	17.068	2:19.267
32	17.163	2:19.362
62	18.295	2:20.494
67	18.627	2:20.826
69	20.048	2:22.247
100	20.856	2:23.055
77	29.751	2:31.950
20	30.747	2:32.946
71	31.410	2:33.609
2	33.158	2:35.357

LAP 2 @ 14:17:36.450

NO	BEHIND	LAP TIME
8		1:57.385
30	0.150	1:57.446
110	0.969	1:57.467
86	1.317	1:57.144
74	1.614	1:57.768
70	5.732	2:00.344
57	6.533	1:59.544
28	6.881	2:00.877
6	7.425	2:00.830
26	7.576	1:59.111
64	9.271	2:00.932
92	9.577	1:59.756
85	10.091	2:00.042
166	11.691	2:00.898
84	12.548	2:02.185
60	12.725	2:01.813
29	14.179	2:02.273
58	18.205	2:05.027
32	30.655	2:10.877
42	31.084	2:12.284
73	31.697	2:12.014
69	32.972	2:10.309
62	33.884	2:12.974
67	34.067	2:12.825
100	38.676	2:15.205
77	52.053	2:19.687
71	56.342	2:22.317
20	58.662	2:25.300
2	1:04.014	2:28.241

LAP 3 @ 14:19:33.431

NO	BEHIND	LAP TIME
8		1:56.981
30	0.090	1:56.921
110	1.242	1:57.254
86	1.526	1:57.190
74	4.241	1:59.608
70	8.337	1:59.586
57	9.213	1:59.661
28	9.683	1:59.783
26	10.272	1:59.677
6	10.743	2:00.299
64	13.331	2:01.041
85	14.253	2:01.143
166	14.825	2:00.115
84	16.840	2:01.273
60	17.006	2:01.262
29	18.454	2:01.256
58	27.556	2:06.332
92	31.181	2:18.585
32	44.362	2:10.688
42	45.024	2:10.921
69	45.457	2:09.466
73	45.802	2:11.086
67	49.608	2:12.522
100	1:00.086	2:18.391
77	1:15.311	2:20.239
71	1:26.176	2:26.815
20	1:30.359	2:28.678
2	1:37.913	2:30.880

LAP 4 @ 14:21:29.741

NO	BEHIND	LAP TIME	
30		1:56.220	
8	0.346	1:56.656	
86	0.754	1:55.538	
110	1.039	1:56.107	
74	5.352	1:57.421	
70	12.731	2:00.704	
57	13.252	2:00.349	
26	13.449	1:59.487	
28	13.758	2:00.385	
6	14.328	1:59.895	
64	18.176	2:01.155	
85	18.525	2:00.582	
166	19.175	2:00.660	
60	22.122	2:01.426	
84	22.229	2:01.699	
29	24.393	2:02.249	
58	37.435	2:06.189	
92	51.684	2:16.813	P
32	58.927	2:10.875	
69	59.211	2:10.064	
42	59.661	2:10.947	
73	1:00.096	2:10.604	
67	1:06.206	2:12.908	
100	1:21.889	2:18.113	
77	1:37.592	2:18.591	

LAP 5 @ 14:23:27.455

NO	BEHIND	LAP TIME	
8		1:57.368	
30	0.099	1:57.813	
71	1 Lap	2:27.959	
110	0.843	1:57.518	
86	1.181	1:58.141	
20	1 Lap	2:26.282	
74	5.358	1:57.720	
2	1 Lap	2:25.175	
57	14.044	1:58.506	
70	14.581	1:59.564	
26	15.611	1:59.876	
28	16.103	2:00.059	
6	16.616	2:00.002	
64	22.060	2:01.598	
166	22.222	2:00.761	
84	26.332	2:01.817	
60	26.500	2:02.092	
29	28.960	2:02.281	
85	33.886	2:13.075	P
58	46.756	2:07.035	
69	1:12.437	2:10.940	
32	1:12.869	2:11.656	
73	1:13.148	2:10.766	
42	1:13.792	2:11.845	
67	1:21.948	2:13.456	
100	1:42.683	2:18.508	

LAP 6 @ 14:25:23.943

NO	BEHIND	LAP TIME
30		1:56.389
8	0.221	1:56.709
110	0.280	1:55.925
77	1 Lap	2:19.370
74	7.505	1:58.635
57	16.865	1:59.309
70	19.858	2:01.765
26	20.011	2:00.888
6	22.670	2:02.542
28	23.063	2:03.448
166	28.722	2:02.988
64	28.876	2:03.304
71	1 Lap	2:26.255
20	1 Lap	2:24.467
84	30.685	2:00.841
60	31.154	2:01.142
29	36.064	2:03.592
2	1 Lap	2:24.058
58	56.995	2:06.727
69	1:25.338	2:09.389
32	1:25.900	2:09.519
42	1:27.155	2:09.851
73	1:28.662	2:12.002
67	1:39.347	2:13.887

LAP 7 @ 14:27:20.797

NO	BEHIND	LAP TIME
30		1:56.854
110	0.568	1:57.142
8	0.794	1:57.427
100	1 Lap	2:17.157
74	9.673	1:59.022
57	20.522	2:00.511
70	21.490	1:58.486
26	22.844	1:59.687
77	1 Lap	2:18.623
28	26.483	2:00.274
6	26.711	2:00.895
64	32.459	2:00.437
166	32.867	2:00.999
84	33.827	1:59.996
60	36.152	2:01.852
29	43.859	2:04.649
71	1 Lap	2:22.347
20	1 Lap	2:24.997
2	1 Lap	2:22.466
58	1:06.939	2:06.798
32	1:37.807	2:08.761
69	1:37.977	2:09.493
42	1:38.792	2:08.491
73	1:48.619	2:16.811
67	1:56.320	2:13.827

Weather / Track : Sunny / Dry

Oulton Park International: 2.6920 miles
Date: 05/04/2025 Start: 14:13 Finish: 14:27

Results can be found at www.tsl-timing.com

Printed - 14:30 Saturday, 05 April 2025

BMCRC-MRO Championships 2025 - Rnd 2 @ Oulton Park Int

DFDS Seaways Yamaha Past Masters

RACE 9 - POSITION CHART

No	Name	Lap / Pos	1	2	3	4	5	6	7
8	BALL	1	8	8	8	30	8	30	30
30	COOPER	2	30	30	30	8	30	8	110
86	WELSH	3	110	110	110	86	110	110	8
74	WHITBY	4	74	86	86	110	86	74	74
110	HAIGH	5	86	74	74	74	74	57	57
28	McCARTER	6	70	70	70	70	57	70	70
92	MOOK	7	28	57	57	57	70	26	26
70	BURSCOUGH	8	6	28	28	26	26	6	28
26	LEE	9	57	6	26	28	28	28	6
6	BUSHELL	10	64	26	6	6	6	166	64
64	DAVIS	11	26	64	64	64	64	64	166
57	MOOK	12	92	92	85	85	166	84	84
60	GOUGH	13	85	85	166	166	84	60	60
166	RIDLEY	14	84	166	84	60	60	29	29
85	WALES	15	166	84	60	84	29	58	58
84	ELLISON	16	60	60	29	29	*85*	69	32
29	CRIPPS	17	29	29	58	58	58	32	69
58	STANLEY	18	58	58	92	*92*	69	42	42
46	MARSHALL	19	42	32	32	32	32	73	73
32	THAY	20	73	42	42	69	73	67	67
69	ELLERAY	21	32	73	69	42	42	100	
42	PEARSON	22	62	69	73	73	67	77	
62	PATERSON	23	67	62	67	67	100	71	
100	WHITLOCK	24	69	67	100	100	77	20	
73	TURNER	25	100	100	77	77	71	2	
67	BAILEY	26	77	77	71	71	20		
2	FIRTH	27	20	71	20	20	2		
20	OSTERHOLZER	28	71	20	2	2			
77	COLLINS	29	2	2					
71	BICKERSTAFF	30							

Weather / Track : Sunny / Dry

Oulton Park International: 2.6920 miles
Date: 05/04/2025 Start: 14:13 Finish: 14:27

Results can be found at www.tsl-timing.com

Printed - 14:30 Saturday, 05 April 2025

BMCRC-MRO Championships 2025 - Rnd 2 @ Oulton Park Int

DFDS Seaways Yamaha Past Masters

RACE 9 - SECTOR ANALYSIS

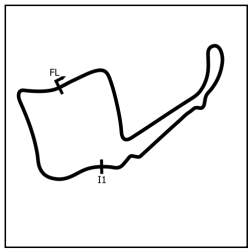

SECTOR 1 = FL to I1, SECTOR 2 = I1 to FL, DIFF = Difference To Personal Best Lap, P = Crossed Finish Line in Pit Lane, D = Time Disallowed

P1 30 Alan COOPER — Yamaha TZR 250 - Twistgrip Motorcycles

IDEAL LAP TIME : 1:55.659 BEST LAP TIME : 1:56.220 DIFFERENCE : 0.561

LAP	SECTOR 1	SECTOR 2	LAP TIME	MPH	DIFF	TIME OF DAY
1 -		32.182	2:02.288	79.24	6.068	14:15:39.154
2 -	1:25.353	32.093	1:57.446	82.51	1.226	14:17:36.600
3 -	1:24.857	32.064	1:56.921	82.88	0.701	14:19:33.521
4 -	1:24.421	***31.799***	***1:56.220 (1)***	***83.38***		***14:21:29.741***
5 -	1:25.604	32.209	1:57.813	82.26	1.593	14:23:27.554
6 -	***1:23.860***	32.529	1:56.389 (2)	83.26	0.169	14:25:23.943
7 -	1:24.871	31.983	1:56.854 (3)	82.93	0.634	14:27:20.797

P2 110 C Mark HAIGH — Yamaha TZR 250 - Chesterfield CarClinic/The Tuning Works

IDEAL LAP TIME : 1:55.925 BEST LAP TIME : 1:55.925 DIFFERENCE : 0.000

LAP	SECTOR 1	SECTOR 2	LAP TIME	MPH	DIFF	TIME OF DAY
1 -		31.886	2:03.086	78.73	7.161	14:15:39.952
2 -	1:25.381	32.086	1:57.467	82.50	1.542	14:17:37.419
3 -	1:24.828	32.426	1:57.254	82.65	1.329	14:19:34.673
4 -	1:24.285	31.822	1:56.107 (2)	83.46	0.182	14:21:30.780
5 -	1:25.279	32.239	1:57.518	82.46	1.593	14:23:28.298
6 -	***1:24.110***	***31.815***	***1:55.925 (1)***	***83.59***		***14:25:24.223***
7 -	1:24.860	32.282	1:57.142 (3)	82.73	1.217	14:27:21.365

P3 8 David BALL — Yamaha TZR 250 - Gardiner Page and Roe pension consultants

IDEAL LAP TIME : 1:55.566 BEST LAP TIME : 1:56.656 DIFFERENCE : 1.090

LAP	SECTOR 1	SECTOR 2	LAP TIME	MPH	DIFF	TIME OF DAY
1 -		***31.850***	2:02.199	79.30	5.543	14:15:39.065
2 -	1:25.304	32.081	1:57.385	82.55	0.729	14:17:36.450
3 -	1:24.830	32.151	1:56.981 (3)	82.84	0.325	14:19:33.431
4 -	1:24.433	32.223	***1:56.656 (1)***	***83.07***		***14:21:30.087***
5 -	1:25.453	31.915	1:57.368	82.57	0.712	14:23:27.455
6 -	***1:23.716***	32.993	1:56.709 (2)	83.03	0.053	14:25:24.164
7 -	1:25.348	32.079	1:57.427	82.53	0.771	14:27:21.591

P4 74 Paul WHITBY — Yamaha TZR 250 - Greybridge Ltd

IDEAL LAP TIME : 1:56.616 BEST LAP TIME : 1:57.421 DIFFERENCE : 0.805

LAP	SECTOR 1	SECTOR 2	LAP TIME	MPH	DIFF	TIME OF DAY
1 -		***31.972***	2:03.430	78.51	6.009	14:15:40.296
2 -	1:25.655	32.113	1:57.768 (3)	82.29	0.347	14:17:38.064
3 -	***1:24.644***	34.964	1:59.608	81.02	2.187	14:19:37.672
4 -	1:25.036	32.385	***1:57.421 (1)***	***82.53***		***14:21:35.093***
5 -	1:24.665	33.055	1:57.720 (2)	82.32	0.299	14:23:32.813
6 -	1:26.128	32.507	1:58.635	81.69	1.214	14:25:31.448
7 -	1:25.981	33.041	1:59.022	81.42	1.601	14:27:30.470

P5 57 Geoff MOOK — Yamaha TZR 250 -

IDEAL LAP TIME : 1:58.417 BEST LAP TIME : 1:58.506 DIFFERENCE : 0.089

LAP	SECTOR 1	SECTOR 2	LAP TIME	MPH	DIFF	TIME OF DAY
1 -		***32.433***	2:06.573	76.56	8.067	14:15:43.439
2 -	1:26.430	33.114	1:59.544 (3)	81.06	1.038	14:17:42.983
3 -	1:26.731	32.930	1:59.661	80.98	1.155	14:19:42.644
4 -	1:26.984	33.365	2:00.349	80.52	1.843	14:21:42.993
5 -	***1:25.984***	32.522	***1:58.506 (1)***	***81.77***		***14:23:41.499***
6 -	1:26.396	32.913	1:59.309 (2)	81.22	0.803	14:25:40.808
7 -	1:26.998	33.513	2:00.511	80.41	2.005	14:27:41.319

Weather / Track : Sunny / Dry

Oulton Park International: 2.6920 miles
Date: 05/04/2025 Start: 14:13 Finish: 14:27

BMCRC-MRO Championships 2025 - Rnd 2 @ Oulton Park Int

DFDS Seaways Yamaha Past Masters

RACE 9 - SECTOR ANALYSIS

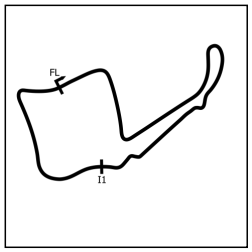

SECTOR 1 = FL to I1, SECTOR 2 = I1 to FL, DIFF = Difference To Personal Best Lap, P = Crossed Finish Line in Pit Lane, D = Time Disallowed

P6 70 Andrew BURSCOUGH Yamaha YPVS 350 - Mad biker designs/Martitanium

IDEAL LAP TIME : 1:57.741 BEST LAP TIME : 1:58.486 DIFFERENCE : 0.745

LAP	SECTOR 1	SECTOR 2	LAP TIME	MPH	DIFF	TIME OF DAY
1 -		***32.231***	2:04.972	77.54	6.486	14:15:41.838
2 -	1:27.235	33.109	2:00.344	80.53	1.858	14:17:42.182
3 -	1:26.693	32.893	1:59.586 **(3)**	81.04	1.100	14:19:41.768
4 -	1:27.423	33.281	2:00.704	80.28	2.218	14:21:42.472
5 -	1:26.838	32.726	1:59.564 **(2)**	81.05	1.078	14:23:42.036
6 -	1:28.057	33.708	2:01.765	79.59	3.279	14:25:43.801
7 -	***1:25.510***	32.976	***1:58.486*** **(1)**	***81.79***		***14:27:42.287***

P7 26 Damian LEE Yamaha TZR 250 - Leed Autos

IDEAL LAP TIME : 1:58.768 BEST LAP TIME : 1:59.111 DIFFERENCE : 0.343

LAP	SECTOR 1	SECTOR 2	LAP TIME	MPH	DIFF	TIME OF DAY
1 -		***32.944***	2:08.049	75.68	8.938	14:15:44.915
2 -	***1:25.824***	33.287	***1:59.111*** **(1)**	***81.36***		***14:17:44.026***
3 -	1:26.587	33.090	1:59.677 **(3)**	80.97	0.566	14:19:43.703
4 -	1:26.402	33.085	1:59.487 **(2)**	81.10	0.376	14:21:43.190
5 -	1:26.837	33.039	1:59.876	80.84	0.765	14:23:43.066
6 -	1:27.496	33.392	2:00.888	80.16	1.777	14:25:43.954
7 -	1:26.673	33.014	1:59.687	80.97	0.576	14:27:43.641

P8 28 Liam McCARTER Yamaha TZR 250 - Katie McCarter

IDEAL LAP TIME : 1:59.715 BEST LAP TIME : 1:59.783 DIFFERENCE : 0.068

LAP	SECTOR 1	SECTOR 2	LAP TIME	MPH	DIFF	TIME OF DAY
1 -		33.262	2:05.588	77.16	5.805	14:15:42.454
2 -	1:27.275	33.602	2:00.877	80.17	1.094	14:17:43.331
3 -	1:26.687	33.096	***1:59.783*** **(1)**	***80.90***		***14:19:43.114***
4 -	***1:26.655***	33.730	2:00.385	80.50	0.602	14:21:43.499
5 -	1:26.999	***33.060***	2:00.059 **(2)**	80.72	0.276	14:23:43.558
6 -	1:29.740	33.708	2:03.448	78.50	3.665	14:25:47.006
7 -	1:26.796	33.478	2:00.274 **(3)**	80.57	0.491	14:27:47.280

P9 6 C Alan BUSHELL Yamaha TZR 250 - Moonraker motorcycles

IDEAL LAP TIME : 1:59.742 BEST LAP TIME : 1:59.895 DIFFERENCE : 0.153

LAP	SECTOR 1	SECTOR 2	LAP TIME	MPH	DIFF	TIME OF DAY
1 -		***32.816***	2:06.179	76.80	6.284	14:15:43.045
2 -	1:27.588	33.242	2:00.830	80.20	0.935	14:17:43.875
3 -	1:27.454	32.845	2:00.299 **(3)**	80.56	0.404	14:19:44.174
4 -	***1:26.926***	32.969	***1:59.895*** **(1)**	***80.83***		***14:21:44.069***
5 -	1:27.069	32.933	2:00.002 **(2)**	80.75	0.107	14:23:44.071
6 -	1:29.278	33.264	2:02.542	79.08	2.647	14:25:46.613
7 -	1:27.858	33.037	2:00.895	80.16	1.000	14:27:47.508

P10 64 C Iain DAVIS Yamaha TZR 250 -

IDEAL LAP TIME : 2:00.395 BEST LAP TIME : 2:00.437 DIFFERENCE : 0.042

LAP	SECTOR 1	SECTOR 2	LAP TIME	MPH	DIFF	TIME OF DAY
1 -		33.349	2:07.923	75.75	7.486	14:15:44.789
2 -	1:27.555	33.377	2:00.932 **(2)**	80.13	0.495	14:17:45.721
3 -	1:27.960	***33.081***	2:01.041 **(3)**	80.06	0.604	14:19:46.762
4 -	1:27.818	33.337	2:01.155	79.99	0.718	14:21:47.917
5 -	1:28.106	33.492	2:01.598	79.69	1.161	14:23:49.515
6 -	1:29.504	33.800	2:03.304	78.59	2.867	14:25:52.819
7 -	***1:27.314***	33.123	***2:00.437*** **(1)**	***80.46***		***14:27:53.256***

BMCRC-MRO Championships 2025 - Rnd 2 @ Oulton Park Int

DFDS Seaways Yamaha Past Masters

RACE 9 - SECTOR ANALYSIS

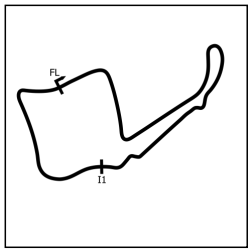

SECTOR 1 = FL to I1, SECTOR 2 = I1 to FL, DIFF = Difference To Personal Best Lap, P = Crossed Finish Line in Pit Lane, D = Time Disallowed

P11 166 C Tom RIDLEY — Yamaha TZR 250 - Chamery Hall Roundhouses

IDEAL LAP TIME : 2:00.115 BEST LAP TIME : 2:00.115 DIFFERENCE : 0.000

LAP	SECTOR 1	SECTOR 2	LAP TIME	MPH	DIFF	TIME OF DAY
1 -		34.120	2:10.377	74.33	10.262	14:15:47.243
2 -	1:27.567	33.331	2:00.898	80.16	0.783	14:17:48.141
3 -	***1:26.992***	***33.123***	***2:00.115 (1)***	***80.68***		***14:19:48.256***
4 -	1:27.183	33.477	2:00.660 **(2)**	80.31	0.545	14:21:48.916
5 -	1:27.391	33.370	2:00.761 **(3)**	80.25	0.646	14:23:49.677
6 -	1:28.545	34.443	2:02.988	78.79	2.873	14:25:52.665
7 -	1:27.640	33.359	2:00.999	80.09	0.884	14:27:53.664

P12 84 Bert ELLISON — Yamaha TZR 250 - Ma n pa prentice

IDEAL LAP TIME : 1:59.944 BEST LAP TIME : 1:59.996 DIFFERENCE : 0.052

LAP	SECTOR 1	SECTOR 2	LAP TIME	MPH	DIFF	TIME OF DAY
1 -		***33.107***	2:09.947	74.57	9.951	14:15:46.813
2 -	1:28.355	33.830	2:02.185	79.31	2.189	14:17:48.998
3 -	1:27.673	33.600	2:01.273 **(3)**	79.91	1.277	14:19:50.271
4 -	1:27.968	33.731	2:01.699	79.63	1.703	14:21:51.970
5 -	1:27.965	33.852	2:01.817	79.55	1.821	14:23:53.787
6 -	1:27.391	33.450	2:00.841 **(2)**	80.19	0.845	14:25:54.628
7 -	***1:26.837***	33.159	***1:59.996 (1)***	***80.76***		***14:27:54.624***

P13 60 Danny GOUGH — Yamaha TZR 250 - G Force Motorcycles

IDEAL LAP TIME : 2:00.819 BEST LAP TIME : 2:01.142 DIFFERENCE : 0.323

LAP	SECTOR 1	SECTOR 2	LAP TIME	MPH	DIFF	TIME OF DAY
1 -		33.581	2:10.496	74.26	9.354	14:15:47.362
2 -	1:29.119	***32.694***	2:01.813	79.55	0.671	14:17:49.175
3 -	1:28.220	33.042	2:01.262 **(2)**	79.92	0.120	14:19:50.437
4 -	1:28.237	33.189	2:01.426 **(3)**	79.81	0.284	14:21:51.863
5 -	1:28.969	33.123	2:02.092	79.37	0.950	14:23:53.955
6 -	***1:28.125***	33.017	***2:01.142 (1)***	***79.99***		***14:25:55.097***
7 -	1:28.396	33.456	2:01.852	79.53	0.710	14:27:56.949

P14 29 Derek CRIPPS — Yamaha TZR 250 - Team FBR

IDEAL LAP TIME : 2:01.136 BEST LAP TIME : 2:01.256 DIFFERENCE : 0.120

LAP	SECTOR 1	SECTOR 2	LAP TIME	MPH	DIFF	TIME OF DAY
1 -		33.658	2:11.490	73.70	10.234	14:15:48.356
2 -	1:28.917	***33.356***	2:02.273 **(3)**	79.25	1.017	14:17:50.629
3 -	***1:27.780***	33.476	***2:01.256 (1)***	***79.92***		***14:19:51.885***
4 -	1:28.578	33.671	2:02.249 **(2)**	79.27	0.993	14:21:54.134
5 -	1:28.505	33.776	2:02.281	79.25	1.025	14:23:56.415
6 -	1:29.364	34.228	2:03.592	78.41	2.336	14:26:00.007
7 -	1:30.004	34.645	2:04.649	77.74	3.393	14:28:04.656

P15 58 C Ian STANLEY — Yamaha TZR 250 - Twistgrip Motorcycles

IDEAL LAP TIME : 2:04.191 BEST LAP TIME : 2:05.027 DIFFERENCE : 0.836

LAP	SECTOR 1	SECTOR 2	LAP TIME	MPH	DIFF	TIME OF DAY
1 -		***33.754***	2:12.762	72.99	7.735	14:15:49.628
2 -	***1:30.437***	34.590	***2:05.027 (1)***	***77.51***		***14:17:54.655***
3 -	1:31.786	34.546	2:06.332 **(3)**	76.71	1.305	14:20:00.987
4 -	1:31.422	34.767	2:06.189 **(2)**	76.79	1.162	14:22:07.176
5 -	1:32.048	34.987	2:07.035	76.28	2.008	14:24:14.211
6 -	1:32.037	34.690	2:06.727	76.47	1.700	14:26:20.938
7 -	1:32.023	34.775	2:06.798	76.43	1.771	14:28:27.736

BMCRC-MRO Championships 2025 - Rnd 2 @ Oulton Park Int

DFDS Seaways Yamaha Past Masters

RACE 9 - SECTOR ANALYSIS

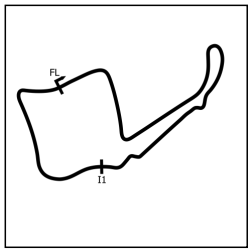

SECTOR 1 = FL to I1, SECTOR 2 = I1 to FL, DIFF = Difference To Personal Best Lap, P = Crossed Finish Line in Pit Lane, D = Time Disallowed

P16 32 C Chris THAY Yamaha TZR 250 - Scell-it uk

IDEAL LAP TIME : 2:08.761 BEST LAP TIME : 2:08.761 DIFFERENCE : 0.000

LAP	SECTOR 1	SECTOR 2	LAP TIME	MPH	DIFF	TIME OF DAY
1 -		36.487	2:19.362	69.54	10.601	14:15:56.228
2 -	1:34.890	35.987	2:10.877	74.04	2.116	14:18:07.105
3 -	1:34.616	36.072	2:10.688 (3)	74.15	1.927	14:20:17.793
4 -	1:34.882	35.993	2:10.875	74.05	2.114	14:22:28.668
5 -	1:35.629	36.027	2:11.656	73.61	2.895	14:24:40.324
6 -	1:33.971	35.548	2:09.519 (2)	74.82	0.758	14:26:49.843
7 -	***1:33.437***	***35.324***	***2:08.761 (1)***	***75.26***		***14:28:58.604***

P17 69 C Mark ELLERAY Yamaha TZR 250 - Abbot Solutions Ltd

IDEAL LAP TIME : 2:08.796 BEST LAP TIME : 2:09.389 DIFFERENCE : 0.593

LAP	SECTOR 1	SECTOR 2	LAP TIME	MPH	DIFF	TIME OF DAY
1 -		36.001	2:22.247	68.12	12.858	14:15:59.113
2 -	1:34.308	36.001	2:10.309	74.37	0.920	14:18:09.422
3 -	1:33.717	35.749	2:09.466 (2)	74.85	0.077	14:20:18.888
4 -	1:34.226	35.838	2:10.064	74.51	0.675	14:22:28.952
5 -	1:35.548	***35.392***	2:10.940	74.01	1.551	14:24:39.892
6 -	***1:33.404***	35.985	***2:09.389 (1)***	***74.90***		***14:26:49.281***
7 -	1:33.855	35.638	2:09.493 (3)	74.84	0.104	14:28:58.774

P18 42 C Martin PEARSON Yamaha TZR 250 -

IDEAL LAP TIME : 2:08.360 BEST LAP TIME : 2:08.491 DIFFERENCE : 0.131

LAP	SECTOR 1	SECTOR 2	LAP TIME	MPH	DIFF	TIME OF DAY
1 -		36.015	2:18.384	70.03	9.893	14:15:55.250
2 -	1:35.692	36.592	2:12.284	73.26	3.793	14:18:07.534
3 -	1:34.913	36.008	2:10.921 (3)	74.02	2.430	14:20:18.455
4 -	1:35.437	35.510	2:10.947	74.00	2.456	14:22:29.402
5 -	1:36.037	35.808	2:11.845	73.50	3.354	14:24:41.247
6 -	1:34.464	***35.387***	2:09.851 (2)	74.63	1.360	14:26:51.098
7 -	***1:32.973***	35.518	***2:08.491 (1)***	***75.42***		***14:28:59.589***

P19 73 C Colvin TURNER Yamaha TZR 250 -

IDEAL LAP TIME : 2:09.993 BEST LAP TIME : 2:10.604 DIFFERENCE : 0.611

LAP	SECTOR 1	SECTOR 2	LAP TIME	MPH	DIFF	TIME OF DAY
1 -		36.601	2:19.267	69.58	8.663	14:15:56.133
2 -	1:35.264	36.750	2:12.014	73.41	1.410	14:18:08.147
3 -	***1:34.531***	36.555	2:11.086 (3)	73.93	0.482	14:20:19.233
4 -	1:35.142	***35.462***	***2:10.604 (1)***	***74.20***		***14:22:29.837***
5 -	1:34.920	35.846	2:10.766 (2)	74.11	0.162	14:24:40.603
6 -	1:35.511	36.491	2:12.002	73.41	1.398	14:26:52.605
7 -	1:39.424	37.387	2:16.811	70.83	6.207	14:29:09.416

P20 67 C Mark BAILEY Yamaha TZR 250 - Elite Air conditioning Ltd. Hydroflow plumbin

IDEAL LAP TIME : 2:11.554 BEST LAP TIME : 2:12.522 DIFFERENCE : 0.968

LAP	SECTOR 1	SECTOR 2	LAP TIME	MPH	DIFF	TIME OF DAY
1 -		***35.591***	2:20.826	68.81	8.304	14:15:57.692
2 -	1:37.146	35.679	2:12.825 (2)	72.96	0.303	14:18:10.517
3 -	1:36.606	35.916	***2:12.522 (1)***	***73.12***		***14:20:23.039***
4 -	1:37.120	35.788	2:12.908 (3)	72.91	0.386	14:22:35.947
5 -	1:37.442	36.014	2:13.456	72.61	0.934	14:24:49.403
6 -	1:37.947	35.940	2:13.887	72.38	1.365	14:27:03.290
7 -	***1:35.963***	37.864	2:13.827	72.41	1.305	14:29:17.117

Weather / Track : Sunny / Dry

Oulton Park International: 2.6920 miles
Date: 05/04/2025 Start: 14:13 Finish: 14:27

BMCRC-MRO Championships 2025 - Rnd 2 @ Oulton Park Int

DFDS Seaways Yamaha Past Masters

RACE 9 - SECTOR ANALYSIS

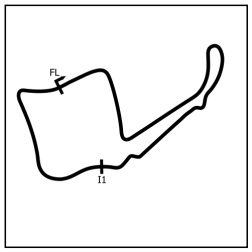

SECTOR 1 = FL to I1, SECTOR 2 = I1 to FL, DIFF = Difference To Personal Best Lap, P = Crossed Finish Line in Pit Lane, D = Time Disallowed

P21 100 C Chris WHITLOCK Yamaha TZR 250 - www.ypmrc.co.uk

IDEAL LAP TIME : 2:14.509 BEST LAP TIME : 2:15.205 DIFFERENCE : 0.696

LAP	SECTOR 1	SECTOR 2	LAP TIME	MPH	DIFF	TIME OF DAY
1 -		***36.897***	2:23.055	67.74	7.850	14:15:59.921
2 -	***1:37.612***	37.593	***2:15.205*** **(1)**	***71.67***		***14:18:15.126***
3 -	1:40.912	37.479	2:18.391	70.02	3.186	14:20:33.517
4 -	1:40.222	37.891	2:18.113 **(3)**	70.16	2.908	14:22:51.630
5 -	1:41.343	37.165	2:18.508	69.96	3.303	14:25:10.138
6 -	1:40.247	36.910	2:17.157 **(2)**	70.65	1.952	14:27:27.295

P22 77 C Adam COLLINS Yamaha TZR 250 - 2 Cows Racing

IDEAL LAP TIME : 2:17.935 BEST LAP TIME : 2:18.591 DIFFERENCE : 0.656

LAP	SECTOR 1	SECTOR 2	LAP TIME	MPH	DIFF	TIME OF DAY
1 -		39.039	2:31.950	63.77	13.359	14:16:08.816
2 -	1:41.466	38.221	2:19.687	69.37	1.096	14:18:28.503
3 -	1:42.634	37.605	2:20.239	69.10	1.648	14:20:48.742
4 -	1:40.988	37.603	***2:18.591*** **(1)**	***69.92***		***14:23:07.333***
5 -	1:41.797	***37.573***	2:19.370 **(3)**	69.53	0.779	14:25:26.703
6 -	***1:40.362***	38.261	2:18.623 **(2)**	69.91	0.032	14:27:45.326

P23 71 C Tess BICKERSTAFF Yamaha TZR 250 - Len Whalin

IDEAL LAP TIME : 2:21.729 BEST LAP TIME : 2:22.317 DIFFERENCE : 0.588

LAP	SECTOR 1	SECTOR 2	LAP TIME	MPH	DIFF	TIME OF DAY
1 -		39.762	2:33.609	63.09	11.292	14:16:10.475
2 -	1:43.284	***39.033***	***2:22.317*** **(1)**	***68.09***		***14:18:32.792***
3 -	1:45.917	40.898	2:26.815	66.01	4.498	14:20:59.607
4 -	1:47.258	40.701	2:27.959	65.49	5.642	14:23:27.566
5 -	1:46.459	39.796	2:26.255 **(3)**	66.26	3.938	14:25:53.821
6 -	***1:42.696***	39.651	2:22.347 **(2)**	68.08	0.030	14:28:16.168

P24 20 C Sara Sophie OSTERHOLZER Yamaha TZR 250 - JB Motorcycles

IDEAL LAP TIME : 2:24.362 BEST LAP TIME : 2:24.467 DIFFERENCE : 0.105

LAP	SECTOR 1	SECTOR 2	LAP TIME	MPH	DIFF	TIME OF DAY
1 -		40.178	2:32.946	63.36	8.479	14:16:09.812
2 -	***1:45.040***	40.260	2:25.300 **(3)**	66.69	0.833	14:18:35.112
3 -	1:48.825	39.853	2:28.678	65.18	4.211	14:21:03.790
4 -	1:46.279	40.003	2:26.282	66.25	1.815	14:23:30.072
5 -	1:45.145	***39.322***	***2:24.467*** **(1)**	***67.08***		***14:25:54.539***
6 -	1:45.412	39.585	2:24.997 **(2)**	66.83	0.530	14:28:19.536

P25 2 C Paul FIRTH Yamaha TZR 250 1KT - Joanne Porter

IDEAL LAP TIME : 2:22.289 BEST LAP TIME : 2:22.466 DIFFERENCE : 0.177

LAP	SECTOR 1	SECTOR 2	LAP TIME	MPH	DIFF	TIME OF DAY
1 -		39.825	2:35.357	62.38	12.891	14:16:12.223
2 -	1:47.541	40.700	2:28.241	65.37	5.775	14:18:40.464
3 -	1:50.361	40.519	2:30.880	64.23	8.414	14:21:11.344
4 -	1:45.912	***39.263***	2:25.175 **(3)**	66.75	2.709	14:23:36.519
5 -	1:44.626	39.432	2:24.058 **(2)**	67.27	1.592	14:26:00.577
6 -	***1:43.026***	39.440	***2:22.466*** **(1)**	***68.02***		***14:28:23.043***

P26 86 Richie WELSH Yamaha TZR 250 - EDEN'S BABY EXPERIENCES/ PETER FLE

IDEAL LAP TIME : 1:55.212 BEST LAP TIME : 1:55.538 DIFFERENCE : 0.326

LAP	SECTOR 1	SECTOR 2	LAP TIME	MPH	DIFF	TIME OF DAY
1 -		31.998	2:03.757	78.30	8.219	14:15:40.623
2 -	1:24.938	32.206	1:57.144 **(2)**	82.72	1.606	14:17:37.767
3 -	1:25.395	***31.795***	1:57.190 **(3)**	82.69	1.652	14:19:34.957
4 -	***1:23.417***	32.121	***1:55.538*** **(1)**	***83.87***		***14:21:30.495***
5 -	1:26.014	32.127	1:58.141	82.03	2.603	14:23:28.636

BMCRC-MRO Championships 2025 - Rnd 2 @ Oulton Park Int

DFDS Seaways Yamaha Past Masters

RACE 9 - SECTOR ANALYSIS

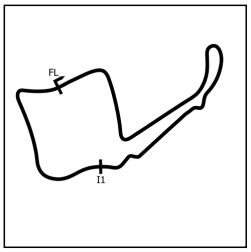

SECTOR 1 = FL to I1, SECTOR 2 = I1 to FL, DIFF = Difference To Personal Best Lap, P = Crossed Finish Line in Pit Lane, D = Time Disallowed

P27 85 Andrew WALES Yamaha TZR 250 - Show Control International

IDEAL LAP TIME : 2:00.042 BEST LAP TIME : 2:00.042 DIFFERENCE : 0.000

LAP	SECTOR 1	SECTOR 2	LAP TIME	MPH	DIFF	TIME OF DAY
1 -		33.881	2:09.633	74.75	9.591	14:15:46.499
2 -	***1:27.063***	***32.979***	***2:00.042 (1)***	***80.73***		***14:17:46.541***
3 -	1:28.096	33.047	2:01.143 **(3)**	79.99	1.101	14:19:47.684
4 -	1:27.529	33.053	2:00.582 **(2)**	80.37	0.540	14:21:48.266
5 -	1:30.662	IN PIT	2:13.075 **P**	72.82	13.033	14:24:01.341

P28 92 Andrew MOOK Yamaha TZR 250 -

IDEAL LAP TIME : 1:59.756 BEST LAP TIME : 1:59.756 DIFFERENCE : 0.000

LAP	SECTOR 1	SECTOR 2	LAP TIME	MPH	DIFF	TIME OF DAY
1 -		33.541	2:09.405	74.89	9.649	14:15:46.271
2 -	***1:26.543***	***33.213***	***1:59.756 (1)***	***80.92***		***14:17:46.027***
3 -	1:27.865	50.720	2:18.585 **(2)**	69.93	18.829	14:20:04.612
4 -	1:32.718	IN PIT	2:16.813 **P**	70.83	17.057	14:22:21.425

P29 62 C David PATERSON Yamaha TZR 250 - The love of a good woman / Boomarang Dav

IDEAL LAP TIME : 2:11.849 BEST LAP TIME : 2:12.974 DIFFERENCE : 1.125

LAP	SECTOR 1	SECTOR 2	LAP TIME	MPH	DIFF	TIME OF DAY
1 -		***36.267***	2:20.494	68.97	7.520	14:15:57.360
2 -	***1:35.582***	37.392	***2:12.974 (1)***	***72.88***		***14:18:10.334***

Weather / Track : Sunny / Dry

Oulton Park International: 2.6920 miles
Date: 05/04/2025 Start: 14:13 Finish: 14:27

BMCRC-MRO Championships 2025 - Rnd 2 @ Oulton Park Int

DFDS Seaways Yamaha Past Masters

RACE 9 - BEST SECTORS

	SECTOR 1		SECTOR 2	
POS	NO	TIME	NO	TIME
1	86	1:23.417	86	31.795
2	8	1:23.716	30	31.799
3	30	1:23.860	110	31.815
4	110	1:24.110	8	31.850
5	74	1:24.644	74	31.972
6	70	1:25.510	70	32.231
7	26	1:25.824	57	32.433
8	57	1:25.984	60	32.694
9	92	1:26.543	6	32.816
10	28	1:26.655	26	32.944
11	84	1:26.837	85	32.979
12	6	1:26.926	28	33.060
13	166	1:26.992	64	33.081
14	85	1:27.063	84	33.107
15	64	1:27.314	166	33.123
16	29	1:27.780	92	33.213
17	60	1:28.125	29	33.356
18	58	1:30.437	58	33.754
19	42	1:32.973	32	35.324
20	69	1:33.404	42	35.387
21	32	1:33.437	69	35.392
22	73	1:34.531	73	35.462
23	62	1:35.582	67	35.591
24	67	1:35.963	62	36.267
25	100	1:37.612	100	36.897
26	77	1:40.362	77	37.573
27	71	1:42.696	71	39.033
28	2	1:43.026	2	39.263
29	20	1:45.040	20	39.322

IDEAL / BEST COMPARISON

PERFECT LAP 1:55.212

POS	NO	NAME	IDEAL	BEST	DIFF
1	86	WELSH	1:55.212	1:55.538	0.326
2	8	BALL	1:55.566	1:56.656	1.090
3	30	COOPER	1:55.659	1:56.220	0.561
4	110	HAIGH	1:55.925	1:55.925	0.000
5	74	WHITBY	1:56.616	1:57.421	0.805
6	70	BURSCOUGH	1:57.741	1:58.486	0.745
7	57	MOOK	1:58.417	1:58.506	0.089
8	26	LEE	1:58.768	1:59.111	0.343
9	28	McCARTER	1:59.715	1:59.783	0.068
10	6	BUSHELL	1:59.742	1:59.895	0.153
11	92	MOOK	1:59.756	1:59.756	0.000
12	84	ELLISON	1:59.944	1:59.996	0.052
13	85	WALES	2:00.042	2:00.042	0.000
14	166	RIDLEY	2:00.115	2:00.115	0.000
15	64	DAVIS	2:00.395	2:00.437	0.042
16	60	GOUGH	2:00.819	2:01.142	0.323
17	29	CRIPPS	2:01.136	2:01.256	0.120
18	58	STANLEY	2:04.191	2:05.027	0.836
19	42	PEARSON	2:08.360	2:08.491	0.131
20	32	THAY	2:08.761	2:08.761	0.000
21	69	ELLERAY	2:08.796	2:09.389	0.593
22	73	TURNER	2:09.993	2:10.604	0.611
23	67	BAILEY	2:11.554	2:12.522	0.968
24	62	PATERSON	2:11.849	2:12.974	1.125
25	100	WHITLOCK	2:14.509	2:15.205	0.696
26	77	COLLINS	2:17.935	2:18.591	0.656
27	71	BICKERSTAFF	2:21.729	2:22.317	0.588
28	2	FIRTH	2:22.289	2:22.466	0.177
29	20	OSTERHOLZER	2:24.362	2:24.467	0.105

Weather / Track : Sunny / Dry

Oulton Park International: 2.6920 miles
Date: 05/04/2025 Start: 14:13 Finish: 14:27

Results can be found at www.tsl-timing.com

Printed - 14:30 Saturday, 05 April 2025

BMCRC-MRO Championships 2025 - Rnd 2 @ Oulton Park Int

DFDS Seaways Yamaha Past Masters

RACE 9 - STATISTICS

Competitors Started	29
Planned Start	2025-04-05 @ 12:10:00.000
Actual Start	2025-04-05 @ 14:13:36.865
Finish Time	2025-04-05 @ 14:27:20.796
Track Length	2.6920mi.
Total Laps	186
Total Distance Covered	500.7173mi.

Session Fastest Lap History

NO	CL	NAME	LAP TIME	TIME OF DAY	LAP	VEHICLE
8		**David BALL**	**1:57.385**	14:17:36.467	2	Yamaha TZR 250
86		**Richie WELSH**	**1:57.144**	14:17:37.784	2	Yamaha TZR 250
8		**David BALL**	**1:56.981**	14:19:33.448	3	Yamaha TZR 250
30		**Alan COOPER**	**1:56.921**	14:19:33.517	3	Yamaha TZR 250
30		**Alan COOPER**	**1:56.220**	14:21:29.736	4	Yamaha TZR 250
86		**Richie WELSH**	**1:55.538**	14:21:30.511	4	Yamaha TZR 250

Session Leader History

NO	CL	NAME	FROM LAP	LAPS LED	DISTANCE	VEHICLE
8		**David BALL**	1	3	8.07 miles	Yamaha TZR 250
30		**Alan COOPER**	4	1	2.69 miles	Yamaha TZR 250
8		**David BALL**	5	1	2.69 miles	Yamaha TZR 250
30		**Alan COOPER**	6	2	5.38 miles	Yamaha TZR 250

Flag History

TYPE	TIME OF DAY
GREEN	14:13:36.865
FINISH	14:27:20.796

Flag Statistics

TYPE	COUNT	TOTAL LAPS	TOTAL TIME
Green	1	7	15:43.693
Red	0	0	0.000
Safety Car	0	0	0.000
FCY	0	0	0.000

Weather / Track : Sunny / Dry

Oulton Park International: 2.6920 miles
Date: 05/04/2025 Start: 14:13 Finish: 14:27

BMCRC-MRO Championships 2025 - Rnd 2 @ Oulton Park Int

DFDS Seaways Yamaha Past Masters

RACE 9 - STATISTICS

CLASS : 13 Starters

Fastest Lap History

NO	NAME	LAP TIME	TIME OF DAY	LAP	VEHICLE
8	**David BALL**	**1:57.385**	14:17:36.467	2	Yamaha TZR 250
86	**Richie WELSH**	**1:57.144**	14:17:37.784	2	Yamaha TZR 250
8	**David BALL**	**1:56.981**	14:19:33.448	3	Yamaha TZR 250
30	**Alan COOPER**	**1:56.921**	14:19:33.517	3	Yamaha TZR 250
30	**Alan COOPER**	**1:56.220**	14:21:29.736	4	Yamaha TZR 250
86	**Richie WELSH**	**1:55.538**	14:21:30.511	4	Yamaha TZR 250

Leader History

NO	NAME	FROM LAP	LAPS LED	DISTANCE	VEHICLE
8	**David BALL**	1	3	8.07 miles	Yamaha TZR 250
30	**Alan COOPER**	4	1	2.69 miles	Yamaha TZR 250
8	**David BALL**	5	1	2.69 miles	Yamaha TZR 250
30	**Alan COOPER**	6	2	5.38 miles	Yamaha TZR 250

Weather / Track : Sunny / Dry

Oulton Park International: 2.6920 miles
Date: 05/04/2025 Start: 14:13 Finish: 14:27

BMCRC-MRO Championships 2025 - Rnd 2 @ Oulton Park Int

DFDS Seaways Yamaha Past Masters

RACE 9 - STATISTICS

CLASS : C

16 Starters

Fastest Lap History

NO	NAME	LAP TIME	TIME OF DAY	LAP	VEHICLE
110	**Mark HAIGH**	**1:57.467**	14:17:37.415	2	Yamaha TZR 250
110	**Mark HAIGH**	**1:57.254**	14:19:34.672	3	Yamaha TZR 250
110	**Mark HAIGH**	**1:56.107**	14:21:30.779	4	Yamaha TZR 250
110	**Mark HAIGH**	**1:55.925**	14:25:24.223	6	Yamaha TZR 250

Leader History

NO	NAME	FROM LAP	LAPS LED	DISTANCE	VEHICLE
110	**Mark HAIGH**	1	7	18.84 miles	Yamaha TZR 250

Weather / Track : Sunny / Dry

Oulton Park International: 2.6920 miles
Date: 05/04/2025 Start: 14:13 Finish: 14:27

BMCRC-MRO Championships 2025 - Rnd 2 @ Oulton Park Int

DFDS Seaways Yamaha Past Masters

RACE 19 - GRID (6 Laps)

ROW 11							31	72 John HAMILTON
ROW 10	30	46 Kevin MARSHALL	29	20 Sara Sophie OSTERHOLZER 2:24.467	28	2 Paul FIRTH 2:22.466		
ROW 9	27	71 Tess BICKERSTAFF 2:22.317	26	77 Adam COLLINS 2:18.591	25	100 Chris WHITLOCK 2:15.205		
ROW 8	24	62 David PATERSON 2:12.974	23	67 Mark BAILEY 2:12.522	22	73 Colvin TURNER 2:10.604		
ROW 7	21	69 Mark ELLERAY 2:09.389	20	32 Chris THAY 2:08.761	19	42 Martin PEARSON 2:08.491		
ROW 6	18	58 Ian STANLEY 2:05.027	17	29 Derek CRIPPS 2:01.256	16	60 Danny GOUGH 2:01.142		
ROW 5	15	64 Iain DAVIS 2:00.437	14	166 Tom RIDLEY 2:00.115	13	85 Andrew WALES 2:00.042		
ROW 4	12	84 Bert ELLISON 1:59.996	11	6 Alan BUSHELL 1:59.895	10	28 Liam McCARTER 1:59.783		
ROW 3	9	92 Andrew MOOK 1:59.756	8	26 Damian LEE 1:59.111	7	57 Geoff MOOK 1:58.506		
ROW 2	6	70 Andrew BURSCOUGH 1:58.486	5	74 Paul WHITBY 1:57.421	4	8 David BALL 1:56.656		
ROW 1	3	30 Alan COOPER 1:56.220	2	110 Mark HAIGH 1:55.925	1	86 Richie WELSH 1:55.538 Pole		

These results are provisional until the conclusion of any judicial and technical matters.

Oulton Park International: 2.6920 miles

Clerk Of Course:	Timekeeper: Craig Smith	

Results can be found at www.tsl-timing.com

Printed - 14:31 Saturday, 05 April 2025

BMCRC-MRO Championships 2025 - Rnd 2 @ Oulton Park Int

DFDS Seaways Yamaha Past Masters

RACE 19 - CLASSIFICATION

Race Distance: 6 Laps / 16.15 miles

POS	NO	CL	PIC	NAME	ENTRY	LAPS	TIME	GAP	DIFF	MPH	BEST	ON	GRD	↑↓
1	30		1	Alan COOPER	Yamaha TZR 250 - Twistgrip Motorcycles	6	11:45.701			82.39	1:56.277	6	3	2
2	110	C	1	Mark HAIGH	Yamaha TZR 250 - Chesterfield CarClinic/The Tuning Works	6	11:47.577	1.876	1.876	82.17	1:56.308	4	2	0
3	8		2	David BALL	Yamaha TZR 250 - Gardiner Page and Roe pension consulta	6	11:48.035	2.334	0.458	82.12	1:56.216	6	4	1
4	70		3	Andrew BURSCOUGH	Yamaha YPVS 350 - Mad biker designs/Martitanium	6	12:03.173	17.472	15.138	80.40	1:59.353	3	6	2
5	74		4	Paul WHITBY	Yamaha TZR 250 - Greybridge Ltd	6	12:03.204	17.503	0.031	80.40	1:59.159	2	5	0
6	57		5	Geoff MOOK	Yamaha TZR 250 -	6	12:07.736	22.035	4.532	79.90	1:59.001	2	7	1
7	26		6	Damian LEE	Yamaha TZR 250 - Leed Autos	6	12:07.847	22.146	0.111	79.89	1:58.999	5	8	1
8	64	C	2	Iain DAVIS	Yamaha TZR 250 -	6	12:10.973	25.272	3.126	79.54	1:59.510	5	15	7
9	166	C	3	Tom RIDLEY	Yamaha TZR 250 - Chamery Hall Roundhouses	6	12:14.978	29.277	4.005	79.11	1:59.773	3	14	5
10	6	C	4	Alan BUSHELL	Yamaha TZR 250 - Moonraker motorcycles	6	12:16.174	30.473	1.196	78.98	2:00.041	5	11	1
11	84		7	Bert ELLISON	Yamaha TZR 250 - Ma n pa prentice	6	12:16.865	31.164	0.691	78.91	1:59.994	5	12	1
12	60		8	Danny GOUGH	Yamaha TZR 250 - G Force Motorcycles	6	12:27.582	41.881	10.717	77.78	2:01.889	2	16	4
13	58	C	5	Ian STANLEY	Yamaha TZR 250 - Twistgrip Motorcycles	6	12:50.659	1:04.958	23.077	75.45	2:05.891	2	18	5
14	32	C	6	Chris THAY	Yamaha TZR 250 - Scell-it uk	6	13:03.612	1:17.911	12.953	74.20	2:08.142	6	20	6
15	69	C	7	Mark ELLERAY	Yamaha TZR 250 - Abbot Solutions Ltd	6	13:04.591	1:18.890	0.979	74.11	2:08.300	5	21	6
16	67	C	8	Mark BAILEY	Yamaha TZR 250 - Elite Air conditioning Ltd. Hydroflow plum	6	13:22.618	1:36.917	18.027	72.44	2:11.304	4	23	7
17	42	C	9	Martin PEARSON	Yamaha TZR 250 -	6	13:24.663	1:38.962	2.045	72.26	2:12.216	6	19	2
18	100	C	10	Chris WHITLOCK	Yamaha TZR 250 - www.ypmrc.co.uk	6	13:25.558	1:39.857	0.895	72.18	2:11.607	6	25	7
19	73	C	11	Colvin TURNER	Yamaha TZR 250 -	6	13:32.830	1:47.129	7.272	71.53	2:10.141	3	22	3
20	77	C	12	Adam COLLINS	Yamaha TZR 250 - 2 Cows Racing	5	11:52.756	1 Lap	1 Lap	67.98	2:17.980	5	26	6
21	20	C	13	Sara Sophie OSTERHOLZER	Yamaha TZR 250 - JB Motorcycles	5	12:22.911	1 Lap	30.155	65.22	2:24.057	4	29	8
22	71	C	14	Tess BICKERSTAFF	Yamaha TZR 250 - Len Whalin	5	12:24.143	1 Lap	1.232	65.11	2:25.447	2	27	5
23	2	C	15	Paul FIRTH	Yamaha TZR 250 1KT - Joanne Porter	5	12:28.629	1 Lap	4.486	64.72	2:25.940	4	28	5
				NOT CLASSIFIED										
DNF	86			Richie WELSH	Yamaha TZR 250 - EDEN'S BABY EXPERIENCES/ PETER	5	9:49.420	1 Lap		82.21	1:56.241	3	1	

FASTEST LAP

8		David BALL	Yamaha TZR 250 - Gardiner Page and Roe pension consulta	6	1:56.216	83.39 mph	134.20 kph
110	C	Mark HAIGH	Yamaha TZR 250 - Chesterfield CarClinic/The Tuning Works	4	1:56.308	83.32 mph	134.09 kph

Class - 92.5% of Race Speed = 76.21 mph
Class C - 92.5% of Race Speed = 76.00 mph

Weather / Track : Sunny / Dry
These results are provisional until the conclusion of any judicial and technical matters.

Date: 05/04/2025 Start: 17:50 Finish: 18:02
Oulton Park International: 2.6920 miles

Clerk Of Course:	Timekeeper: Craig Smith	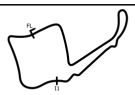

Results can be found at www.tsl-timing.com

Printed - 18:04 Saturday, 05 April 2025

BMCRC-MRO Championships 2025 - Rnd 2 @ Oulton Park Int

DFDS Seaways Yamaha Past Masters

RACE 19 - LAP CHART

LAP 1 @ 17:52:35.650

NO	BEHIND	LAP TIME
8		2:01.940
30	0.086	2:02.026
110	0.694	2:02.634
86	1.168	2:03.108
70	2.813	2:04.753
74	4.137	2:06.077
57	4.788	2:06.728
6	6.251	2:08.191
64	6.650	2:08.590
26	7.121	2:09.061
166	8.005	2:09.945
84	8.220	2:10.160
60	8.513	2:10.453
58	16.717	2:18.657
32	17.523	2:19.463
42	18.340	2:20.280
73	18.503	2:20.443
69	18.787	2:20.727
67	19.061	2:21.001
100	19.676	2:21.616
71	29.128	2:31.068
77	30.534	2:32.474
20	35.054	2:36.994
2	35.633	2:37.573

LAP 2 @ 17:54:33.225

NO	BEHIND	LAP TIME
30		1:57.489
8	0.280	1:57.855
110	0.418	1:57.299
86	0.877	1:57.284
70	4.796	1:59.558
74	5.721	1:59.159
57	6.214	1:59.001
26	9.600	2:00.054
64	10.422	2:01.347
166	11.309	2:00.879
6	11.755	2:03.079
84	11.760	2:01.115
60	12.827	2:01.889
58	25.033	2:05.891
32	29.892	2:09.944
69	30.924	2:09.712
73	31.522	2:10.594
42	33.348	2:12.583
67	33.634	2:12.148
100	34.280	2:12.179
77	56.095	2:23.136
71	57.000	2:25.447
2	1:04.650	2:26.592
20	1:05.670	2:28.191

LAP 3 @ 17:56:30.122

NO	BEHIND	LAP TIME
30		1:56.897
8	0.033	1:56.650
86	0.221	1:56.241
110	0.637	1:57.116
70	7.252	1:59.353
74	8.178	1:59.354
57	8.903	1:59.586
26	12.225	1:59.522
64	13.058	1:59.533
166	14.185	1:59.773
6	14.944	2:00.086
84	15.149	2:00.286
60	18.063	2:02.133
58	34.344	2:06.208
32	42.165	2:09.170
69	42.493	2:08.466
73	44.766	2:10.141
67	49.097	2:12.360
42	49.453	2:13.002
100	49.936	2:12.553
77	1:19.005	2:19.807
71	1:27.609	2:27.506
20	1:36.222	2:27.449
2	1:37.093	2:29.340

LAP 4 @ 17:58:26.533

NO	BEHIND	LAP TIME
30		1:56.411
86	0.266	1:56.456
110	0.534	1:56.308
8	0.705	1:57.083
70	10.570	1:59.729
74	11.043	1:59.276
57	12.581	2:00.089
26	15.773	1:59.959
64	16.370	1:59.723
166	18.240	2:00.466
84	19.334	2:00.596
6	19.353	2:00.820
60	25.202	2:03.550
58	44.678	2:06.745
32	54.345	2:08.591
69	55.077	2:08.995
73	1:03.505	2:15.150
67	1:03.990	2:11.304
42	1:07.333	2:14.291
100	1:07.726	2:14.201
77	1:41.953	2:19.359

LAP 5 @ 18:00:23.130

NO	BEHIND	LAP TIME
86		1:56.331
30	0.004	1:56.601
110	1.741	1:57.804
8	2.399	1:58.291
71	1 Lap	2:31.098
20	1 Lap	2:24.057
2	1 Lap	2:25.940
70	13.351	1:59.378
74	14.144	1:59.698
57	15.891	1:59.907
26	18.175	1:58.999
64	19.283	1:59.510
166	21.941	2:00.298
84	22.731	1:59.994
6	22.797	2:00.041
60	32.835	2:04.230
58	54.502	2:06.421
32	1:06.050	2:08.302
69	1:06.780	2:08.300
67	1:19.846	2:12.453
73	1:20.118	2:13.210
42	1:23.027	2:12.291
100	1:24.531	2:13.402

LAP 6 @ 18:02:19.411

NO	BEHIND	LAP TIME
30		1:56.277
110	1.876	1:56.416
8	2.334	1:56.216
77	1 Lap	2:17.980
70	17.472	2:00.402
74	17.503	1:59.640
57	22.035	2:02.425
26	22.146	2:00.252
64	25.272	2:02.270
166	29.277	2:03.617
6	30.473	2:03.957
84	31.164	2:04.714
20	1 Lap	2:26.220
71	1 Lap	2:29.024
60	41.881	2:05.327
2	1 Lap	2:29.184
58	1:04.958	2:06.737
32	1:17.911	2:08.142
69	1:18.890	2:08.391
67	1:36.917	2:13.352
42	1:38.962	2:12.216
100	1:39.857	2:11.607
73	1:47.129	2:23.292

Weather / Track : Sunny / Dry

Oulton Park International: 2.6920 miles
Date: 05/04/2025 Start: 17:50 Finish: 18:02

Results can be found at www.tsl-timing.com

Printed - 18:04 Saturday, 05 April 2025

BMCRC-MRO Championships 2025 - Rnd 2 @ Oulton Park Int

DFDS Seaways Yamaha Past Masters

RACE 19 - POSITION CHART

		Lap	1	2	3	4	5	6
No	Name	Pos						
86	WELSH	1	8	30	30	30	86	30
110	HAIGH	2	30	8	8	86	30	110
30	COOPER	3	110	110	86	110	110	8
8	BALL	4	86	86	110	8	8	70
74	WHITBY	5	70	70	70	70	70	74
70	BURSCOUGH	6	74	74	74	74	74	57
57	MOOK	7	57	57	57	57	57	26
26	LEE	8	6	26	26	26	26	64
6	BUSHELL	9	64	64	64	64	64	166
84	ELLISON	10	26	166	166	166	166	6
166	RIDLEY	11	166	6	6	84	84	84
64	DAVIS	12	84	84	84	6	6	60
60	GOUGH	13	60	60	60	60	60	58
58	STANLEY	14	58	58	58	58	58	32
42	PEARSON	15	32	32	32	32	32	69
32	THAY	16	42	69	69	69	69	67
69	ELLERAY	17	73	73	73	73	67	42
73	TURNER	18	69	42	67	67	73	100
67	BAILEY	19	67	67	42	42	42	73
100	WHITLOCK	20	100	100	100	100	100	
77	COLLINS	21	71	77	77	77	77	
71	BICKERSTAFF	22	77	71	71	71	20	
2	FIRTH	23	20	2	20	20	71	
20	OSTERHOLZER	24	2	20	2	2	2	

Weather / Track : Sunny / Dry

Oulton Park International: 2.6920 miles
Date: 05/04/2025 Start: 17:50 Finish: 18:02

Results can be found at www.tsl-timing.com

Printed - 18:04 Saturday, 05 April 2025

BMCRC-MRO Championships 2025 - Rnd 2 @ Oulton Park Int

DFDS Seaways Yamaha Past Masters

RACE 19 - SECTOR ANALYSIS

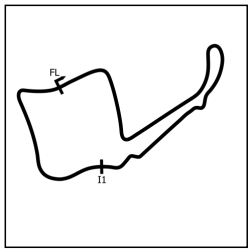

SECTOR 1 = FL to I1, SECTOR 2 = I1 to FL, DIFF = Difference To Personal Best Lap, P = Crossed Finish Line in Pit Lane, D = Time Disallowed

P1 30 Alan COOPER — Yamaha TZR 250 - Twistgrip Motorcycles

IDEAL LAP TIME : 1:56.144 BEST LAP TIME : 1:56.277 DIFFERENCE : 0.133

LAP	SECTOR 1	SECTOR 2	LAP TIME	MPH	DIFF	TIME OF DAY
1 -		31.847	2:02.026	79.41	5.749	17:52:35.736
2 -	1:25.405	32.084	1:57.489	82.48	1.212	17:54:33.225
3 -	1:24.932	31.965	1:56.897	82.90	0.620	17:56:30.122
4 -	1:24.742	***31.669***	1:56.411 **(2)**	83.25	0.134	17:58:26.533
5 -	1:24.898	31.703	1:56.601 **(3)**	83.11	0.324	18:00:23.134
6 -	***1:24.475***	31.802	***1:56.277*** **(1)**	***83.34***		***18:02:19.411***

P2 110 C Mark HAIGH — Yamaha TZR 250 - Chesterfield CarClinic/The Tuning Works

IDEAL LAP TIME : 1:55.853 BEST LAP TIME : 1:56.308 DIFFERENCE : 0.455

LAP	SECTOR 1	SECTOR 2	LAP TIME	MPH	DIFF	TIME OF DAY
1 -		31.752	2:02.634	79.02	6.326	17:52:36.344
2 -	1:24.639	32.660	1:57.299	82.62	0.991	17:54:33.643
3 -	1:25.386	31.730	1:57.116 **(3)**	82.74	0.808	17:56:30.759
4 -	1:24.794	***31.514***	***1:56.308*** **(1)**	***83.32***		***17:58:27.067***
5 -	1:25.530	32.274	1:57.804	82.26	1.496	18:00:24.871
6 -	***1:24.339***	32.077	1:56.416 **(2)**	83.24	0.108	18:02:21.287

P3 8 David BALL — Yamaha TZR 250 - Gardiner Page and Roe pension consultants

IDEAL LAP TIME : 1:55.519 BEST LAP TIME : 1:56.216 DIFFERENCE : 0.697

LAP	SECTOR 1	SECTOR 2	LAP TIME	MPH	DIFF	TIME OF DAY
1 -		31.575	2:01.940	79.47	5.724	17:52:35.650
2 -	1:25.921	31.934	1:57.855	82.23	1.639	17:54:33.505
3 -	1:24.502	32.148	1:56.650 **(2)**	83.08	0.434	17:56:30.155
4 -	1:25.556	***31.527***	1:57.083 **(3)**	82.77	0.867	17:58:27.238
5 -	1:25.539	32.752	1:58.291	81.92	2.075	18:00:25.529
6 -	***1:23.992***	32.224	***1:56.216*** **(1)**	***83.39***		***18:02:21.745***

P4 70 Andrew BURSCOUGH — Yamaha YPVS 350 - Mad biker designs/Martitanium

IDEAL LAP TIME : 1:58.725 BEST LAP TIME : 1:59.353 DIFFERENCE : 0.628

LAP	SECTOR 1	SECTOR 2	LAP TIME	MPH	DIFF	TIME OF DAY
1 -		32.816	2:04.753	77.68	5.400	17:52:38.463
2 -	***1:26.012***	33.546	1:59.558 **(3)**	81.05	0.205	17:54:38.021
3 -	1:26.227	33.126	***1:59.353*** **(1)**	***81.19***		***17:56:37.374***
4 -	1:27.016	***32.713***	1:59.729	80.94	0.376	17:58:37.103
5 -	1:26.036	33.342	1:59.378 **(2)**	81.18	0.025	18:00:36.481
6 -	1:27.062	33.340	2:00.402	80.49	1.049	18:02:36.883

P5 74 Paul WHITBY — Yamaha TZR 250 - Greybridge Ltd

IDEAL LAP TIME : 1:58.829 BEST LAP TIME : 1:59.159 DIFFERENCE : 0.330

LAP	SECTOR 1	SECTOR 2	LAP TIME	MPH	DIFF	TIME OF DAY
1 -		32.735	2:06.077	76.86	6.918	17:52:39.787
2 -	***1:26.373***	32.786	***1:59.159*** **(1)**	***81.33***		***17:54:38.946***
3 -	1:26.447	32.907	1:59.354 **(3)**	81.19	0.195	17:56:38.300
4 -	1:26.820	***32.456***	1:59.276 **(2)**	81.25	0.117	17:58:37.576
5 -	1:26.459	33.239	1:59.698	80.96	0.539	18:00:37.274
6 -	1:27.062	32.578	1:59.640	81.00	0.481	18:02:36.914

P6 57 Geoff MOOK — Yamaha TZR 250 -

IDEAL LAP TIME : 1:58.937 BEST LAP TIME : 1:59.001 DIFFERENCE : 0.064

LAP	SECTOR 1	SECTOR 2	LAP TIME	MPH	DIFF	TIME OF DAY
1 -		***32.551***	2:06.728	76.47	7.727	17:52:40.438
2 -	***1:26.386***	32.615	***1:59.001*** **(1)**	***81.43***		***17:54:39.439***
3 -	1:26.827	32.759	1:59.586 **(2)**	81.04	0.585	17:56:39.025
4 -	1:27.357	32.732	2:00.089	80.70	1.088	17:58:39.114
5 -	1:26.903	33.004	1:59.907 **(3)**	80.82	0.906	18:00:39.021
6 -	1:28.688	33.737	2:02.425	79.16	3.424	18:02:41.446

Weather / Track : Sunny / Dry

Oulton Park International: 2.6920 miles
Date: 05/04/2025 Start: 17:50 Finish: 18:02

BMCRC-MRO Championships 2025 - Rnd 2 @ Oulton Park Int

DFDS Seaways Yamaha Past Masters

RACE 19 - SECTOR ANALYSIS

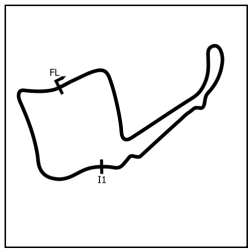

SECTOR 1 = FL to I1, SECTOR 2 = I1 to FL, DIFF = Difference To Personal Best Lap, P = Crossed Finish Line in Pit Lane, D = Time Disallowed

P7 26 Damian LEE — Yamaha TZR 250 - Leed Autos

IDEAL LAP TIME : 1:58.999 BEST LAP TIME : 1:58.999 DIFFERENCE : 0.000

LAP	SECTOR 1	SECTOR 2	LAP TIME	MPH	DIFF	TIME OF DAY
1 -		32.836	2:09.061	75.09	10.062	17:52:42.771
2 -	1:27.218	32.836	2:00.054	80.72	1.055	17:54:42.825
3 -	1:26.518	33.004	1:59.522 (2)	81.08	0.523	17:56:42.347
4 -	1:27.011	32.948	1:59.959 (3)	80.78	0.960	17:58:42.306
5 -	***1:26.310***	***32.689***	***1:58.999 (1)***	***81.44***		***18:00:41.305***
6 -	1:27.562	32.690	2:00.252	80.59	1.253	18:02:41.557

P8 64 C Iain DAVIS — Yamaha TZR 250 -

IDEAL LAP TIME : 1:59.303 BEST LAP TIME : 1:59.510 DIFFERENCE : 0.207

LAP	SECTOR 1	SECTOR 2	LAP TIME	MPH	DIFF	TIME OF DAY
1 -		33.099	2:08.590	75.36	9.080	17:52:42.300
2 -	1:28.325	33.022	2:01.347	79.86	1.837	17:54:43.647
3 -	***1:26.645***	32.888	1:59.533 (2)	81.07	0.023	17:56:43.180
4 -	1:27.065	***32.658***	1:59.723 (3)	80.94	0.213	17:58:42.903
5 -	1:26.753	32.757	***1:59.510 (1)***	***81.09***		***18:00:42.413***
6 -	1:29.330	32.940	2:02.270	79.26	2.760	18:02:44.683

P9 166 C Tom RIDLEY — Yamaha TZR 250 - Chamery Hall Roundhouses

IDEAL LAP TIME : 1:59.531 BEST LAP TIME : 1:59.773 DIFFERENCE : 0.242

LAP	SECTOR 1	SECTOR 2	LAP TIME	MPH	DIFF	TIME OF DAY
1 -		34.041	2:09.945	74.57	10.172	17:52:43.655
2 -	1:27.375	33.504	2:00.879	80.17	1.106	17:54:44.534
3 -	***1:26.476***	33.297	***1:59.773 (1)***	***80.91***		***17:56:44.307***
4 -	1:26.698	33.768	2:00.466 (3)	80.44	0.693	17:58:44.773
5 -	1:27.243	***33.055***	2:00.298 (2)	80.56	0.525	18:00:45.071
6 -	1:29.895	33.722	2:03.617	78.39	3.844	18:02:48.688

P10 6 C Alan BUSHELL — Yamaha TZR 250 - Moonraker motorcycles

IDEAL LAP TIME : 1:59.935 BEST LAP TIME : 2:00.041 DIFFERENCE : 0.106

LAP	SECTOR 1	SECTOR 2	LAP TIME	MPH	DIFF	TIME OF DAY
1 -		33.009	2:08.191	75.60	8.150	17:52:41.901
2 -	1:29.254	33.825	2:03.079	78.74	3.038	17:54:44.980
3 -	1:27.123	***32.963***	2:00.086 (2)	80.70	0.045	17:56:45.066
4 -	1:27.302	33.518	2:00.820 (3)	80.21	0.779	17:58:45.886
5 -	***1:26.972***	33.069	***2:00.041 (1)***	***80.73***		***18:00:45.927***
6 -	1:30.497	33.460	2:03.957	78.18	3.916	18:02:49.884

P11 84 Bert ELLISON — Yamaha TZR 250 - Ma n pa prentice

IDEAL LAP TIME : 1:59.835 BEST LAP TIME : 1:59.994 DIFFERENCE : 0.159

LAP	SECTOR 1	SECTOR 2	LAP TIME	MPH	DIFF	TIME OF DAY
1 -		33.857	2:10.160	74.45	10.166	17:52:43.870
2 -	1:27.564	33.551	2:01.115	80.01	1.121	17:54:44.985
3 -	1:27.647	32.639	2:00.286 (2)	80.56	0.292	17:56:45.271
4 -	***1:27.429***	33.167	2:00.596 (3)	80.36	0.602	17:58:45.867
5 -	1:27.588	***32.406***	***1:59.994 (1)***	***80.76***		***18:00:45.861***
6 -	1:30.760	33.954	2:04.714	77.70	4.720	18:02:50.575

P12 60 Danny GOUGH — Yamaha TZR 250 - G Force Motorcycles

IDEAL LAP TIME : 2:01.842 BEST LAP TIME : 2:01.889 DIFFERENCE : 0.047

LAP	SECTOR 1	SECTOR 2	LAP TIME	MPH	DIFF	TIME OF DAY
1 -		***33.275***	2:10.453	74.28	8.564	17:52:44.163
2 -	***1:28.567***	33.322	***2:01.889 (1)***	***79.50***		***17:54:46.052***
3 -	1:28.595	33.538	2:02.133 (2)	79.35	0.244	17:56:48.185
4 -	1:29.600	33.950	2:03.550 (3)	78.44	1.661	17:58:51.735
5 -	1:30.341	33.889	2:04.230	78.01	2.341	18:00:55.965
6 -	1:30.650	34.677	2:05.327	77.32	3.438	18:03:01.292

Weather / Track : Sunny / Dry

Oulton Park International: 2.6920 miles
Date: 05/04/2025 Start: 17:50 Finish: 18:02

BMCRC-MRO Championships 2025 - Rnd 2 @ Oulton Park Int

DFDS Seaways Yamaha Past Masters

RACE 19 - SECTOR ANALYSIS

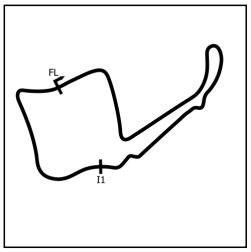

SECTOR 1 = FL to I1, SECTOR 2 = I1 to FL, DIFF = Difference To Personal Best Lap, P = Crossed Finish Line in Pit Lane, D = Time Disallowed

P13 58 C Ian STANLEY
Yamaha TZR 250 - Twistgrip Motorcycles

IDEAL LAP TIME : 2:05.500 BEST LAP TIME : 2:05.891 DIFFERENCE : 0.391

LAP	SECTOR 1	SECTOR 2	LAP TIME	MPH	DIFF	TIME OF DAY
1 -		36.075	2:18.657	69.89	12.766	17:52:52.367
2 -	1:32.086	***33.805***	***2:05.891*** **(1)**	***76.98***		***17:54:58.258***
3 -	1:31.696	34.512	2:06.208 **(2)**	76.78	0.317	17:57:04.466
4 -	1:31.861	34.884	2:06.745	76.46	0.854	17:59:11.211
5 -	1:32.139	34.282	2:06.421 **(3)**	76.65	0.530	18:01:17.632
6 -	***1:31.695***	35.042	2:06.737	76.46	0.846	18:03:24.369

P14 32 C Chris THAY
Yamaha TZR 250 - Scell-it uk

IDEAL LAP TIME : 2:07.940 BEST LAP TIME : 2:08.142 DIFFERENCE : 0.202

LAP	SECTOR 1	SECTOR 2	LAP TIME	MPH	DIFF	TIME OF DAY
1 -		36.658	2:19.463	69.48	11.321	17:52:53.173
2 -	1:34.194	35.750	2:09.944	74.58	1.802	17:55:03.117
3 -	1:33.607	35.563	2:09.170	75.02	1.028	17:57:12.287
4 -	1:33.141	***35.450***	2:08.591 **(3)**	75.36	0.449	17:59:20.878
5 -	1:32.773	35.529	2:08.302 **(2)**	75.53	0.160	18:01:29.180
6 -	***1:32.490***	35.652	***2:08.142*** **(1)**	***75.62***		***18:03:37.322***

P15 69 C Mark ELLERAY
Yamaha TZR 250 - Abbot Solutions Ltd

IDEAL LAP TIME : 2:08.177 BEST LAP TIME : 2:08.300 DIFFERENCE : 0.123

LAP	SECTOR 1	SECTOR 2	LAP TIME	MPH	DIFF	TIME OF DAY
1 -		35.761	2:20.727	68.86	12.427	17:52:54.437
2 -	1:34.327	35.385	2:09.712	74.71	1.412	17:55:04.149
3 -	1:33.544	34.922	2:08.466 **(3)**	75.43	0.166	17:57:12.615
4 -	1:34.165	***34.830***	2:08.995	75.12	0.695	17:59:21.610
5 -	***1:33.347***	34.953	***2:08.300*** **(1)**	***75.53***		***18:01:29.910***
6 -	1:33.384	35.007	2:08.391 **(2)**	75.48	0.091	18:03:38.301

P16 67 C Mark BAILEY
Yamaha TZR 250 - Elite Air conditioning Ltd. Hydroflow plumbin

IDEAL LAP TIME : 2:11.108 BEST LAP TIME : 2:11.304 DIFFERENCE : 0.196

LAP	SECTOR 1	SECTOR 2	LAP TIME	MPH	DIFF	TIME OF DAY
1 -		36.517	2:21.001	68.73	9.697	17:52:54.711
2 -	1:36.477	***35.671***	2:12.148 **(2)**	73.33	0.844	17:55:06.859
3 -	1:35.993	36.367	2:12.360 **(3)**	73.21	1.056	17:57:19.219
4 -	***1:35.437***	35.867	***2:11.304*** **(1)**	***73.80***		***17:59:30.523***
5 -	1:36.228	36.225	2:12.453	73.16	1.149	18:01:42.976
6 -	1:36.860	36.492	2:13.352	72.67	2.048	18:03:56.328

P17 42 C Martin PEARSON
Yamaha TZR 250 -

IDEAL LAP TIME : 2:11.897 BEST LAP TIME : 2:12.216 DIFFERENCE : 0.319

LAP	SECTOR 1	SECTOR 2	LAP TIME	MPH	DIFF	TIME OF DAY
1 -		37.965	2:20.280	69.08	8.064	17:52:53.990
2 -	1:36.485	36.098	2:12.583 **(3)**	73.09	0.367	17:55:06.573
3 -	1:36.107	36.895	2:13.002	72.86	0.786	17:57:19.575
4 -	1:37.420	36.871	2:14.291	72.16	2.075	17:59:33.866
5 -	1:36.457	***35.834***	2:12.291 **(2)**	73.25	0.075	18:01:46.157
6 -	***1:36.063***	36.153	***2:12.216*** **(1)**	***73.29***		***18:03:58.373***

P18 100 C Chris WHITLOCK
Yamaha TZR 250 - www.ypmrc.co.uk

IDEAL LAP TIME : 2:11.456 BEST LAP TIME : 2:11.607 DIFFERENCE : 0.151

LAP	SECTOR 1	SECTOR 2	LAP TIME	MPH	DIFF	TIME OF DAY
1 -		36.755	2:21.616	68.43	10.009	17:52:55.326
2 -	1:36.494	***35.685***	2:12.179 **(2)**	73.31	0.572	17:55:07.505
3 -	1:36.361	36.192	2:12.553 **(3)**	73.11	0.946	17:57:20.058
4 -	1:37.312	36.889	2:14.201	72.21	2.594	17:59:34.259
5 -	1:37.459	35.943	2:13.402	72.64	1.795	18:01:47.661
6 -	***1:35.771***	35.836	***2:11.607*** **(1)**	***73.63***		***18:03:59.268***

Weather / Track : Sunny / Dry

Oulton Park International: 2.6920 miles
Date: 05/04/2025 Start: 17:50 Finish: 18:02

BMCRC-MRO Championships 2025 - Rnd 2 @ Oulton Park Int

DFDS Seaways Yamaha Past Masters

RACE 19 - SECTOR ANALYSIS

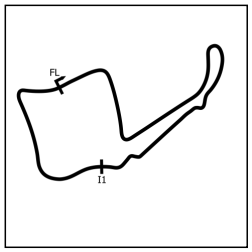

SECTOR 1 = FL to I1, SECTOR 2 = I1 to FL, DIFF = Difference To Personal Best Lap, P = Crossed Finish Line in Pit Lane, D = Time Disallowed

P19 73 C Colvin TURNER Yamaha TZR 250 -

IDEAL LAP TIME : 2:10.141 BEST LAP TIME : 2:10.141 DIFFERENCE : 0.000

LAP	SECTOR 1	SECTOR 2	LAP TIME		MPH	DIFF	TIME OF DAY
1 -		37.322	2:20.443		69.00	10.302	17:52:54.153
2 -	1:34.184	36.410	2:10.594	(2)	74.20	0.453	17:55:04.747
3 -	***1:34.180***	***35.961***	***2:10.141***	**(1)**	***74.46***		***17:57:14.888***
4 -	1:36.801	38.349	2:15.150		71.70	5.009	17:59:30.038
5 -	1:37.007	36.203	2:13.210	(3)	72.75	3.069	18:01:43.248
6 -	1:45.513	37.779	2:23.292		67.63	13.151	18:04:06.540

P20 77 C Adam COLLINS Yamaha TZR 250 - 2 Cows Racing

IDEAL LAP TIME : 2:17.980 BEST LAP TIME : 2:17.980 DIFFERENCE : 0.000

LAP	SECTOR 1	SECTOR 2	LAP TIME		MPH	DIFF	TIME OF DAY
1 -		38.296	2:32.474		63.56	14.494	17:53:06.184
2 -	1:43.682	39.454	2:23.136		67.70	5.156	17:55:29.320
3 -	1:41.603	38.204	2:19.807	(3)	69.31	1.827	17:57:49.127
4 -	1:41.529	37.830	2:19.359	(2)	69.54	1.379	18:00:08.486
5 -	***1:40.791***	***37.189***	***2:17.980***	**(1)**	***70.23***		***18:02:26.466***

P21 20 C Sara Sophie OSTERHOLZER Yamaha TZR 250 - JB Motorcycles

IDEAL LAP TIME : 2:23.789 BEST LAP TIME : 2:24.057 DIFFERENCE : 0.268

LAP	SECTOR 1	SECTOR 2	LAP TIME		MPH	DIFF	TIME OF DAY
1 -		40.049	2:36.994		61.73	12.937	17:53:10.704
2 -	1:47.878	40.313	2:28.191		65.39	4.134	17:55:38.895
3 -	1:47.982	39.467	2:27.449	(3)	65.72	3.392	17:58:06.344
4 -	***1:44.584***	39.473	***2:24.057***	**(1)**	***67.27***		***18:00:30.401***
5 -	1:47.015	***39.205***	2:26.220	(2)	66.27	2.163	18:02:56.621

P22 71 C Tess BICKERSTAFF Yamaha TZR 250 - Len Whalin

IDEAL LAP TIME : 2:24.305 BEST LAP TIME : 2:25.447 DIFFERENCE : 1.142

LAP	SECTOR 1	SECTOR 2	LAP TIME		MPH	DIFF	TIME OF DAY
1 -		***39.484***	2:31.068		64.15	5.621	17:53:04.778
2 -	***1:44.821***	40.626	***2:25.447***	**(1)**	***66.63***		***17:55:30.225***
3 -	1:46.232	41.274	2:27.506	(2)	65.70	2.059	17:57:57.731
4 -	1:48.869	42.229	2:31.098		64.13	5.651	18:00:28.829
5 -	1:49.397	39.627	2:29.024	(3)	65.03	3.577	18:02:57.853

P23 2 C Paul FIRTH Yamaha TZR 250 1KT - Joanne Porter

IDEAL LAP TIME : 2:25.807 BEST LAP TIME : 2:25.940 DIFFERENCE : 0.133

LAP	SECTOR 1	SECTOR 2	LAP TIME		MPH	DIFF	TIME OF DAY
1 -		39.786	2:37.573		61.50	11.633	17:53:11.283
2 -	***1:46.206***	40.386	2:26.592	(2)	66.11	0.652	17:55:37.875
3 -	1:47.498	41.842	2:29.340		64.89	3.400	17:58:07.215
4 -	1:46.339	***39.601***	***2:25.940***	**(1)**	***66.40***		***18:00:33.155***
5 -	1:49.011	40.173	2:29.184	(3)	64.96	3.244	18:03:02.339

P24 86 Richie WELSH Yamaha TZR 250 - EDEN'S BABY EXPERIENCES/ PETER FLE

IDEAL LAP TIME : 1:56.095 BEST LAP TIME : 1:56.241 DIFFERENCE : 0.146

LAP	SECTOR 1	SECTOR 2	LAP TIME		MPH	DIFF	TIME OF DAY
1 -		***31.787***	2:03.108		78.72	6.867	17:52:36.818
2 -	1:25.271	32.013	1:57.284		82.63	1.043	17:54:34.102
3 -	***1:24.308***	31.933	***1:56.241***	**(1)**	***83.37***		***17:56:30.343***
4 -	1:24.429	32.027	1:56.456	(3)	83.21	0.215	17:58:26.799
5 -	1:24.397	31.934	1:56.331	(2)	83.30	0.090	18:00:23.130

Weather / Track : Sunny / Dry

Oulton Park International: 2.6920 miles
Date: 05/04/2025 Start: 17:50 Finish: 18:02

BMCRC-MRO Championships 2025 - Rnd 2 @ Oulton Park Int

DFDS Seaways Yamaha Past Masters

RACE 19 - BEST SECTORS

	SECTOR 1		SECTOR 2	
POS	NO	TIME	NO	TIME
1	8	1:23.992	110	31.514
2	86	1:24.308	8	31.527
3	110	1:24.339	30	31.669
4	30	1:24.475	86	31.787
5	70	1:26.012	84	32.406
6	26	1:26.310	74	32.456
7	74	1:26.373	57	32.551
8	57	1:26.386	64	32.658
9	166	1:26.476	26	32.689
10	64	1:26.645	70	32.713
11	6	1:26.972	6	32.963
12	84	1:27.429	166	33.055
13	60	1:28.567	60	33.275
14	58	1:31.695	58	33.805
15	32	1:32.490	69	34.830
16	69	1:33.347	32	35.450
17	73	1:34.180	67	35.671
18	67	1:35.437	100	35.685
19	100	1:35.771	42	35.834
20	42	1:36.063	73	35.961
21	77	1:40.791	77	37.189
22	20	1:44.584	20	39.205
23	71	1:44.821	71	39.484
24	2	1:46.206	2	39.601

IDEAL / BEST COMPARISON

PERFECT LAP 1:55.506

POS	NO	NAME	IDEAL	BEST	DIFF
1	8	BALL	1:55.519	1:56.216	0.697
2	110	HAIGH	1:55.853	1:56.308	0.455
3	86	WELSH	1:56.095	1:56.241	0.146
4	30	COOPER	1:56.144	1:56.277	0.133
5	70	BURSCOUGH	1:58.725	1:59.353	0.628
6	74	WHITBY	1:58.829	1:59.159	0.330
7	57	MOOK	1:58.937	1:59.001	0.064
8	26	LEE	1:58.999	1:58.999	0.000
9	64	DAVIS	1:59.303	1:59.510	0.207
10	166	RIDLEY	1:59.531	1:59.773	0.242
11	84	ELLISON	1:59.835	1:59.994	0.159
12	6	BUSHELL	1:59.935	2:00.041	0.106
13	60	GOUGH	2:01.842	2:01.889	0.047
14	58	STANLEY	2:05.500	2:05.891	0.391
15	32	THAY	2:07.940	2:08.142	0.202
16	69	ELLERAY	2:08.177	2:08.300	0.123
17	73	TURNER	2:10.141	2:10.141	0.000
18	67	BAILEY	2:11.108	2:11.304	0.196
19	100	WHITLOCK	2:11.456	2:11.607	0.151
20	42	PEARSON	2:11.897	2:12.216	0.319
21	77	COLLINS	2:17.980	2:17.980	0.000
22	20	OSTERHOLZER	2:23.789	2:24.057	0.268
23	71	BICKERSTAFF	2:24.305	2:25.447	1.142
24	2	FIRTH	2:25.807	2:25.940	0.133

Weather / Track : Sunny / Dry

Oulton Park International: 2.6920 miles
Date: 05/04/2025 Start: 17:50 Finish: 18:02

Results can be found at www.tsl-timing.com

Printed - 18:04 Saturday, 05 April 2025

BMCRC-MRO Championships 2025 - Rnd 2 @ Oulton Park Int

DFDS Seaways Yamaha Past Masters

RACE 19 - STATISTICS

Competitors Started	24
Planned Start	2025-04-05 @ 17:40:00.000
Actual Start	2025-04-05 @ 17:50:33.709
Finish Time	2025-04-05 @ 18:02:19.410
Track Length	2.6920mi.
Total Laps	139
Total Distance Covered	374.1919mi.

Session Fastest Lap History

NO	CL	NAME	LAP TIME	TIME OF DAY	LAP	VEHICLE
30		**Alan COOPER**	**1:57.489**	17:54:33.222	2	Yamaha TZR 250
110	C	**Mark HAIGH**	**1:57.299**	17:54:33.644	2	Yamaha TZR 250
86		**Richie WELSH**	**1:57.284**	17:54:34.118	2	Yamaha TZR 250
30		**Alan COOPER**	**1:56.897**	17:56:30.119	3	Yamaha TZR 250
8		**David BALL**	**1:56.650**	17:56:30.155	3	Yamaha TZR 250
86		**Richie WELSH**	**1:56.241**	17:56:30.357	3	Yamaha TZR 250
8		**David BALL**	**1:56.216**	18:02:21.762	6	Yamaha TZR 250

Session Leader History

NO	CL	NAME	FROM LAP	LAPS LED	DISTANCE	VEHICLE
8		**David BALL**	1	1	2.69 miles	Yamaha TZR 250
30		**Alan COOPER**	2	3	8.07 miles	Yamaha TZR 250
86		**Richie WELSH**	5	1	2.69 miles	Yamaha TZR 250
30		**Alan COOPER**	6	1	2.69 miles	Yamaha TZR 250

Flag History

TYPE	TIME OF DAY
GREEN	17:50:33.709
FINISH	18:02:19.410

Flag Statistics

TYPE	COUNT	TOTAL LAPS	TOTAL TIME
Green	1	6	13:37.844
Red	0	0	0.000
Safety Car	0	0	0.000
FCY	0	0	0.000

Weather / Track : Sunny / Dry

Oulton Park International: 2.6920 miles
Date: 05/04/2025 Start: 17:50 Finish: 18:02

BMCRC-MRO Championships 2025 - Rnd 2 @ Oulton Park Int

DFDS Seaways Yamaha Past Masters

RACE 19 - STATISTICS

CLASS : 9 Starters

Fastest Lap History

NO	NAME	LAP TIME	TIME OF DAY	LAP	VEHICLE
30	**Alan COOPER**	**1:57.489**	17:54:33.222	2	Yamaha TZR 250
86	**Richie WELSH**	**1:57.284**	17:54:34.118	2	Yamaha TZR 250
30	**Alan COOPER**	**1:56.897**	17:56:30.119	3	Yamaha TZR 250
8	**David BALL**	**1:56.650**	17:56:30.155	3	Yamaha TZR 250
86	**Richie WELSH**	**1:56.241**	17:56:30.357	3	Yamaha TZR 250
8	**David BALL**	**1:56.216**	18:02:21.762	6	Yamaha TZR 250

Leader History

NO	NAME	FROM LAP	LAPS LED	DISTANCE	VEHICLE
8	**David BALL**	1	1	2.69 miles	Yamaha TZR 250
30	**Alan COOPER**	2	3	8.07 miles	Yamaha TZR 250
86	**Richie WELSH**	5	1	2.69 miles	Yamaha TZR 250
30	**Alan COOPER**	6	1	2.69 miles	Yamaha TZR 250

Weather / Track : Sunny / Dry

Oulton Park International: 2.6920 miles
Date: 05/04/2025 Start: 17:50 Finish: 18:02

BMCRC-MRO Championships 2025 - Rnd 2 @ Oulton Park Int

DFDS Seaways Yamaha Past Masters

RACE 19 - STATISTICS

CLASS : C

15 Starters

Fastest Lap History

NO	NAME	LAP TIME	TIME OF DAY	LAP	VEHICLE
110	**Mark HAIGH**	**1:57.299**	17:54:33.644	2	Yamaha TZR 250
110	**Mark HAIGH**	**1:57.116**	17:56:30.758	3	Yamaha TZR 250
110	**Mark HAIGH**	**1:56.308**	17:58:27.065	4	Yamaha TZR 250

Leader History

NO	NAME	FROM LAP	LAPS LED	DISTANCE	VEHICLE
110	**Mark HAIGH**	1	6	16.15 miles	Yamaha TZR 250

Weather / Track : Sunny / Dry

Oulton Park International: 2.6920 miles
Date: 05/04/2025 Start: 17:50 Finish: 18:02